

IRIS ENVIRONMENTAL



*Via Federal Express*

June 12, 2013

Ron Leach  
Environmental Engineer  
United States Environmental Protection Agency, Region IX  
75 Hawthorne Street (SWT-5)  
San Francisco, California 94105-3901

Re: Revised Comprehensive Site-Wide Sampling and Analysis Program Report  
Former Romic Environmental Technologies Corp. Facility  
East Palo Alto, California  
Administrative Order on Consent U.S. EPA Docket No. RCRA-09-88-0015

Dear Mr. Leach:

On behalf of Bay Enterprises, Iris Environmental is submitting the enclosed Revised Comprehensive Site-Wide Sampling and Analysis Program Report (“Revised CSAP Report”) for the former Romic Environmental Technologies Corp. Facility in East Palo Alto, California. The Revised CSAP Report was prepared in accordance with the closure and corrective action requirements specified in the Administrative Order on Consent, and reflects comments received from USEPA and DTSC on January 28, 2013.

Please do not hesitate to contact me at (510)-834-4747 x21 or [calger@irisenv.com](mailto:calger@irisenv.com) if you have any questions or comments regarding this submittal.

Sincerely,  
IRIS ENVIRONMENTAL


A handwritten signature in black ink, appearing to read 'Chris Alger'.

Christopher S. Alger, PG, CEG, CHG  
Principal Engineering Geologist


cc: Lori Koch, DTSC  
Mark Johnson, RWQCB  
Wayne Kiso, Clarus Management Solutions

## PROFESSIONAL CERTIFICATION

This *Revised Comprehensive Site-Wide Sampling and Analyses Program Report* for the Former Romic Environmental Technologies Corporation Facility, located at 2081 Bay Road in East Palo Alto, California has been prepared by and under the direct supervision of a California Professional Geologist.



Christopher S. Alger, PG, CEG, CHG  
Principal Engineering Geologist



Other Iris Environmental authors of this Report include:

Darren Croteau, PG, Senior Geologist

Steve Mack, Senior Scientist

**REVISED COMPREHENSIVE SITE-WIDE SAMPLING AND ANALYSIS PROGRAM  
REPORT**

**Former Romic Environmental Technologies Corporation Facility  
2081 Bay Road  
East Palo Alto, California**

**Originally Submitted: November 1, 2012**

**Revised: June 12, 2013**

*Prepared for:*

Bay Enterprises  
2500 Tanglewood Street, Suite 470  
Houston, Texas 77063

*Prepared by:*

IRIS ENVIRONMENTAL  
1438 Webster Street, Suite 302  
Oakland, California 94612

## TABLE OF CONTENTS

Table of Contents.....	i
1.0 INTRODUCTION .....	1
2.0 BACKGROUND .....	4
2.1 Site Location and Physical Description .....	4
2.2 Geology and Hydrogeology .....	4
2.3 Operation History.....	7
2.4 Surrounding Land Use History .....	8
2.5 Permitted Units, Solid Waste Management Units, and Other Contaminant Sources .....	8
2.6 Descriptions of Areas Investigated .....	11
2.6.1 Central Processing Area.....	11
2.6.2 Northern Area .....	12
2.6.3 Truck Wash Area .....	13
2.6.4 Western Area .....	13
2.6.5 Panhandle and Eastern Area .....	14
2.7 Previous Investigations .....	15
3.0 FIELD AND LABORATORY METHODS.....	16
3.1 Field Methods .....	16
3.1.1 Soil Borings .....	16
3.1.2 Soil Sampling.....	17
3.1.3 Groundwater Sampling .....	17
3.1.4 Soil Vapor Sampling.....	18
3.1.4.1 Purge Volume Tests.....	19
3.2 Laboratory Methods.....	20
3.2.1 Soil and Groundwater .....	20
3.2.2 Soil Vapor .....	20
4.0 RESULTS .....	22
4.1 Physical Observations, Geology and Hydrogeology .....	22
4.2 Central Processing Area.....	23
4.2.1 Activities Performed .....	23
4.2.2 Deviations from the CSAP.....	23
4.2.3 Field Observations .....	23
4.2.4 Soil Analytical Data.....	23
4.2.4.1 Petroleum Hydrocarbons .....	24
4.2.4.2 Volatile Organic Compounds .....	24
4.2.4.3 Semi-Volatile Organic Compounds.....	27
4.2.4.4 Metals .....	28
4.2.4.5 Pesticides and Polychlorinated Biphenyls.....	29
4.2.5 Results Summary .....	29
4.3 Northern Area .....	30
4.3.1 Activities Performed .....	30
4.3.2 Field Observations .....	31
4.3.3 Deviations from the CSAP.....	31
4.3.4 Soil Analytical Data.....	32

4.3.4.1	Petroleum Hydrocarbons .....	32
4.3.4.2	Volatile Organic Compounds .....	32
4.3.4.3	Semi-Volatile Organic Compounds.....	36
4.3.4.4	Metals .....	38
4.3.4.5	Pesticides and Polychlorinated Biphenyls.....	38
4.3.5	Results Summary .....	39
4.4	Truck Wash Area .....	39
4.4.1	Activities Performed .....	39
4.4.2	Deviations from the CSAP.....	39
4.4.3	Field Observations .....	40
4.4.4	Soil Analytical Data.....	40
4.4.4.1	Petroleum hydrocarbons .....	40
4.4.4.2	Volatile Organic Compounds .....	40
4.4.4.3	Semi-Volatile Organic Compounds.....	41
4.4.4.4	Metals .....	41
4.4.4.5	Pesticides and Polychlorinated Biphenyls.....	41
4.4.5	Results Summary .....	42
4.5	Western Area .....	42
4.5.1	Activities Performed .....	42
4.5.2	Deviations from the CSAP.....	42
4.5.3	Field Observations .....	42
4.5.4	Soil Analytical Data.....	43
4.5.4.1	Petroleum Hydrocarbons .....	43
4.5.4.2	Volatile Organic Compounds .....	44
4.5.4.3	Semi-Volatile Organic Compounds.....	47
4.5.4.4	Metals .....	47
4.5.4.5	Pesticides and Polychlorinated Biphenyls.....	48
4.5.5	Results Summary .....	48
4.6	Panhandle and Eastern Area .....	49
4.6.1	Activities Performed .....	49
4.6.2	Deviations from the CSAP.....	49
4.6.3	Field observations .....	50
4.6.4	Soil Analytical Data.....	50
4.6.4.1	Petroleum Hydrocarbons .....	50
4.6.4.2	Volatile Organic Compounds .....	50
4.6.4.3	Semi-Volatile Organic Compounds.....	52
4.6.4.4	Metals .....	53
4.6.5	Groundwater Analytical Data .....	53
4.6.6	Results Summary .....	53
4.7	Former Septic Tank.....	54
4.7.1	Activities Performed .....	54
4.7.2	Deviations from the CSAP.....	55
4.7.3	Field Observations .....	55
4.7.4	Soil Analytical Data.....	55
4.7.4.1	Petroleum Hydrocarbons .....	56
4.7.4.2	Volatile Organic Compounds .....	56

4.7.4.3	Semi-Volatile Organic Compounds.....	56
4.7.4.4	Metals .....	56
4.7.4.5	Pesticides and Polychlorinated Biphenyls.....	57
4.7.5	Results Summary .....	57
4.8	Buried Utilities and Soil Gas .....	57
4.8.1	Activities Performed .....	58
4.8.2	Deviations from the CSAP.....	58
4.8.3	Findings.....	59
4.8.4	Results Summary .....	59
5.0	BACKGROUND METALS IN SOIL .....	61
5.1	Summary of Available Background and Regional Data.....	61
5.2	Evaluation of Arsenic .....	62
5.2.1	Data Distributions .....	62
5.2.2	Graphical Assessment.....	62
5.2.3	Summary Statistics.....	64
5.2.4	Conclusions of the Evaluation of Arsenic .....	64
5.3	Development of Arsenic Ambient-Based Screening Concentration .....	64
5.4	Summary and Conclusions .....	65
6.0	MANAGEMENT OF INVESTIGATION DERIVED WASTE .....	66
7.0	DATA QUALITY REVIEW .....	67
7.1	Field Data Quality.....	67
7.2	Laboratory Data Quality .....	67
8.0	DISCUSSION.....	69
8.1	Soil.....	69
8.1.1	Volatile Organic Compounds .....	70
8.1.2	Petroleum Hydrocarbons .....	71
8.1.3	Semi-volatile Organic Compounds.....	71
8.1.4	Metals.....	72
8.1.5	Polychlorinated Biphenyls.....	72
8.1.6	Pesticides.....	73
8.2	Groundwater .....	73
8.2.1	A Zone Grab Groundwater Samples.....	74
8.2.1.1	Volatile Organic Compounds .....	74
8.2.1.2	Petroleum Hydrocarbons .....	74
8.2.1.3	Semi-Volatile Organic Compounds.....	74
8.2.1.4	Metals .....	74
8.2.1.5	Pesticides and PCBs .....	75
8.2.2	B Zone Grab Groundwater Samples.....	75
8.2.3	C Zone Grab Groundwater Samples.....	75
8.2.4	Groundwater Summary.....	75
9.0	CONCLUSIONS.....	76
10.0	RECOMMENDATIONS.....	79
11.0	REFERENCES .....	81

## **List of Tables**

Table 1.	Proposed Versus Actual Soil Sample Locations and Depths
Table 2.	Soil Analytical Results, Volatile Organic Compounds
Table 3.	Soil Analytical Results, Petroleum hydrocarbons
Table 4.	Soil Analytical Results, Metals
Table 5.	Soil Analytical Results, Semi-volatile Organic Compounds
Table 6.	Soil Analytical Results, Polychlorinated Biphenyls
Table 7.	Soil Analytical Results, Pesticides
Table 8.	Groundwater Analytical Results, Volatile Organic Compounds
Table 9.	Groundwater Analytical Results, Petroleum hydrocarbons
Table 10.	Groundwater Analytical Results, Metals
Table 11.	Groundwater Analytical Results, Semi-volatile Organic Compounds
Table 12.	Groundwater Analytical Results, Polychlorinated Biphenyls
Table 13.	Groundwater Analytical Results, Pesticides
Table 14.	Soil Vapor Analytical Results, Mobile Laboratory
Table 15.	Soil Vapor Analytical Results, Fixed Laboratory
Table 16.	Arsenic Background Data Set
Table 17.	Comparison of Laboratory Reporting Limits to Risk Based Target Concentrations

## **List of Figures**

Figure 1.	Site Location Map
Figure 2.	Investigation Area Map and Areas of Concern
Figure 3.	Soil Boring and Sample Location Map
Figure 4.	Soil Vapor Sample Location Map
Figure 5.	Cross-Section Locations
Figure 6.	Cross Section A-A', Northern Area
Figure 7.	Cross Section B-B', Northern Area
Figure 8.	RBTC Exceedance Contour Map, 0-2.9 Feet
Figure 9.	RBTC Exceedance Contour Map, 3.0-5.9 Feet
Figure 10.	RBTC Exceedance Contour Map, 6.0-10 Feet
Figure 11.	RBTC Exceedance Contour Map, All Depths
Figure 12.	Benzene in Soil
Figure 13.	Toluene in Soil

- Figure 14. Ethylbenzene in Soil
- Figure 15. 1,2,4-Trimethylbenzene in Soil
- Figure 16. Trichloroethene in Soil
- Figure 17. Tetrachloroethene in Soil
- Figure 18. Vinyl Chloride in Soil
- Figure 19. 1,1-Dichloroethene in Soil
- Figure 20. 1,1-Dichloroethane in Soil
- Figure 21. 1,2-Dichloroethane in Soil
- Figure 22. 1,1,1-Trichloroethene in Soil
- Figure 23. 1,1,2-Trichloroethane in Soil
- Figure 24. Chlorobenzene in Soil
- Figure 25. Naphthalene in Soil
- Figure 26. Arsenic in Soil
- Figure 27. Lead in Soil
- Figure 28. Mercury in Soil
- Figure 29. Aroclor 1248 in Soil
- Figure 30. Aroclor 1254 in Soil
- Figure 31. Aroclor 1260 in Soil

**List of Appendices**

- Appendix A. Drilling Permits
- Appendix B. Soil Boring and Soil Vapor Logs
- Appendix C. Gregg Drilling CPT Report and Logs
- Appendix D. Laboratory Analytical Reports
- Appendix E. Septic Tank Data Tables and Laboratory Analytical Data
- Appendix F. Waste Manifests
- Appendix G. Data Validation Summary Tables



## ACRONYMS

1,1-DFA	1,1-difluoroethane
µg/L	micrograms per liter
AOC	Area of concern
ASTM	American Society for Testing and Materials
bgs	below ground surface
Cal/EPA	California Environmental Protection Agency
CHHSL	California Human Health Screening Level
cis-1,2 DCE	cis-1,2 Dichloroethene
CMIP	Corrective measures implementation plan
COCs	Constituents of concern
CPT	Cone penetrometer test
CSAP	Comprehensive Site-Wide Sampling and Analysis Plan
DRO	Diesel range organics
DTSC	Department of Toxic Substances and Control
DWR	Department of Water Resources
ERD	Enhanced reductive dechlorination
FEMA	Federal Emergency Management Agency
ft/ft	Feet/foot
GCC	Groundwater Committee of California
GRO	Gasoline range organics
HLA	Harding Lawson and Associates
HTU	High temperature unit
IDW	Investigation derived waste
LCS(D)	Laboratory control standard (duplicate)
MS(D)	Matrix spike (duplicate)
MCL	Maximum contaminant level
MDL	Method detection limits
mg/kg	Milligrams per kilogram
mL/min	milliliter per minute
MORO	Motor oil range organics
msl	mean sea level
NPDES	National Pollution Discharge Elimination System

OEHHA	Office of Environmental Health Hazard Assessment
PAHs	Polycyclic aromatic hydrocarbons
PCBs	Polychlorinated biphenyls
PCE	Tetrachloroethene
PG&E	Pacific Gas and Electric
PID	Photo-ionization detector
PVC	Poly vinyl chloride
QA/QC	Quality assurance/Quality control
RBD	Ravenswood Business Development
RCRA	Resource Conservation and Recovery Act
RBTCs	Risk based target concentrations
RL	Reporting limits
Romic	Romic Environmental Technologies Corporation
RPD	Relative percent difference
RSL	United States Environmental Protection Agency Regional Screening Level
RWQCB	Regional Water Quality Control Board
SVOCs	Semi-volatile organic compounds
SWMUs	Solid waste management units
SWPPP	Stormwater Pollution and Prevention Plan
TBA	Tertiary-butyl alcohol
TEG	Transglobal Environmental Geochemistry
TCE	Trichloroethene
TPH	Total petroleum hydrocarbon
trans-1,2 DCE	trans-1,2 Dichloroethene
TW	Truck wash
UCL	Upper confidence limit
USEPA	United States Environmental Protection Agency
USCS	Unified soil classification system
USA	Underground service alert
VOCs	Volatile organic compounds

## 1.0 INTRODUCTION

On behalf of Bay Enterprises, Iris Environmental has prepared this Revised Comprehensive Site-Wide Sampling and Analysis Report (Report) for the Former Romic Environmental Technologies Corporation Facility (Romic, the Site, Figure 1) in East Palo Alto, California. This report describes a comprehensive soil, groundwater, and soil vapor investigation conducted at the Site. This revised Report supersedes the version submitted on November 1, 2012. The purpose of this investigation was to identify the nature and extent of soil contamination in the vadose zone across the entire facility. In addition, the nature and extent of groundwater contamination and soil vapor (also referred to as “soil gas”) was also evaluated in some areas of the Site. The goal of the investigation was to identify impacted areas of the Site and collect sufficient data to complete closure of the permitted units under Resource Conservation and Recovery Act (RCRA) and to support development of the Corrective Measures program and Corrective Measures Implementation Plan (CMIP).

The investigation was performed in general accordance with the *Comprehensive Site-Wide Sampling and Analysis Plan* (CSAP, Iris Environmental, 2011a). The CSAP was conditionally approved by the United States Environmental Protection Agency (USEPA) Region IX in a letter to Mr. Christopher Alger of Iris Environmental dated June 15, 2011. Official notice was presented to USEPA in June 27, 2011 and the investigation began on July 11, 2011.

Following observation of changed conditions at the Site during the investigation, Iris Environmental submitted an *Addendum to Comprehensive Site-Wide Sampling and Analysis Plan* (Iris Environmental, 2011b). The addendum presented proposed changes to the CSAP work plan to increase the density of borings in the Northern Area. The addendum was conditionally approved by the USEPA in a letter to Mr. Christopher Alger of Iris Environmental dated August 19, 2011. The addendum was revised and reissued on August 22, 2011 as the *Revised Addendum to Comprehensive Site-Wide Sampling and Analysis Plan*, (Iris Environmental, 2011c).

The CSAP proposed sampling in various permitted units and other potential source areas of the Site, and these areas are shown on Figure 2. The permitted units are:

- Drum Crusher (north storage building);
- South Drum Storage Building;
- Drum Sampling Area;
- Liquefaction Unit;
- High Temp Unit;
- Truck Wash Unit;
- West Storage Building #2;

- Tank Farms, including A, B, CLR, D, G, H, I, J, K, MNO, Q, (Tank Farms E, F, S, T and U were never constructed);

In addition to the permitted units, twenty different Solid Waste Management Units (SWMUs) were investigated and include:

- Former Pond Areas (East and West)
- Waste Discharge Trough
- Historical Drummed Waste Storage Areas
- West Storage Area
- Process Area Sump
- Truck Parking Area
- Drummed Waste Staging Area
- Drum Crushing Area
- South Drum Storage Building
- North Drum Storage Building
- CSR Drum Storage Building
- Bulk Waste Storage Waste Area (Green Tanks)
- Bulk Waste Storage Area (Brown Tanks)
- Centrifuge
- Centrifuge Roll-off Bins
- Administration/Laboratory Building Septic Tank and Drain field
- Process and Sanitary Sewer System and Wastewater Surge Tank
- Surge Tank Separator
- Runoff Sump Separator

Due to the large number of permitted units and potential sources areas, Iris Environmental grouped the areas geographically and by similar features and Site uses into larger, more inclusive areas. The grouping of the areas and the areas as they will be discussed in this report are listed in the table below. These areas are shown on Figure 2.

Area of Concern Identified in CSAP	Area Discussed in Report
High Temp Unit	Central Processing Area
Tank Farms A and B	
Tank Farm CLR	
Tank Farm D	
Tank Farm G	
Tank Farm H	
Tank Farm I and J	
Tank Farm K	
Tank Farm MNO	
Drum Crusher HWMU	Northern Area
Drum Crushing Area	
Liquefaction Area	
North Drum Storage Area	Northern Area & Central Processing Area
Septic Tank	
Runoff Sump	Panhandle and Eastern Area
Truck Wash	Truck Wash Area
Truck Parking Area	Western Area
Onsite Auto Wrecking Yards	
Surge Tank	
Tank Farm Q	
West Storage Building 2	
South Drum Storage Area	Western Area & Central Processing Area

The results of soil, groundwater, and soil vapor sampling performed for this investigation are described in the following sections of this report.

This report is organized as follows: Introduction (Section 1.0); Background (Section 2.0); Field and Laboratory Methods (Section 3.0); Results (Section 4.0); Background Metals in Soil (Section 5.0); Management of Investigation Derived Waste (Section 6.0); Data Quality Review (Section 7.0); Data Discussion (Section 8.0); Conclusions (Section 9.0); Recommendations (Section 10.0); and References (Section 11.0).

## 2.0 BACKGROUND

This section presents the physical and geologic setting for the Site followed by a summary of previous investigations.

### 2.1 Site Location and Physical Description

The Site encompasses approximately 12.6 acres in East Palo Alto, San Mateo County, approximately 0.5 mile west of the San Francisco Bay (Figure 1). This area of East Palo Alto is zoned for light and heavy industrial use. Residential areas are located approximately 0.3 miles to the west and 0.4 miles to the south-southeast of the Site. Adjacent to the Site, primarily to the west and south, are auto-wrecking yards, an electrical substation, and a chemical manufacturing plant. Two tidal sloughs define the northern and eastern Site boundaries. Further east are a levee, presently used as a hiking and biking trail, and a 130-acre former saltwater evaporation pond now comprising a reconstructed marsh and wetlands.

Surface elevations across the Site range between 5 and 11 feet above mean sea level (msl). Runoff follows surface topography and the adjacent areas to the north and west drain toward the Site. The Site is located within the 100-year flood plain established by the Federal Emergency Management Agency (FEMA, 1984), although Romac has added fill and levees to mitigate flooding hazards. Portions of the Site have been filled with various materials including silts, sands, and possible construction/demolition debris. A levee protects the Site from tides and storm surges on the northern and eastern property lines.

There are two unnamed tidal sloughs, to the north and east of the Site, which roughly correlate with the Site property boundaries in these areas. These sloughs drain surface water from the marshland area north and east of the Site. Surface water in the north slough drains into the east slough at the northeast corner of the Site. The east slough flows south along the eastern property boundary, and then turns east connecting to the San Francisco Bay. Surface water is monitored and managed by Romac in accordance with a storm water pollution and prevention plan (SWPPP).

The area along the Bay interior is currently undergoing a rejuvenation of public interest, and possible beneficial uses include wildlife habitat, preservation, and terrestrial and aquatic recreation. The Mid-peninsula Open Space District and several municipalities are considering land reclamation and redevelopment along the waterfront (Conor Pacific/EFW/Henshaw, 1999). Marshland near the Site may be suitable for endangered species such as the California clapper rail (*Rallus longirostris obsoletus*) and the salt marsh harvest mouse (*Reithrodontomys raviventris* [Harding Lawson and Associates (HLA), 1989]).

### 2.2 Geology and Hydrogeology

Bedrock in the area is Cretaceous to Jurassic in age and is part of the Franciscan Formation (Department of Water Resources [DWR], 1967). Near the Site, bedrock elevations have been reported to be approximately 880 feet below msl (the Groundwater Committee of California

Regional Water Quality Control Board, San Francisco Region [GCCRWQCB], 2003).

The Site is located near the southwest shoreline of the San Francisco Bay. The Diablo Range to the east and the Santa Cruz Mountains to the west bound the north-south oriented San Francisco Bay and Bay plain. This structural depression extends north into the Petaluma, Napa, and Sonoma Valleys and south into the San Benito and Santa Clara Valleys.

The Site is located on the San Francisco-Marin or Bay geologic block defined by the San Andreas Fault to the west (9 miles) and the Hayward Fault to the east (10 miles). The inferred location of the San Jose Fault trace, which trends northwest to southeast, may be the western edge of the San Francisco Bay Block and lies relatively close to the Site (HLA, 1989). Surface expression of faulting in the Site vicinity has not been previously reported, and evidence of borehole faulting has not been noted. Faulting is not expected to occur at the Site, and therefore would not impact Site stratigraphy or groundwater flow.

The San Francisco Bay block began to subside in the late Pliocene and Pleistocene, allowing the ocean to transgress inland (Oakeshott, 1978). Worldwide climatic fluctuations during the Pleistocene created sea level fluctuations which filled and emptied the San Francisco Bay. These fluctuations allowed fluvial systems such as the Sacramento River to wash sediments out of the bay when sea level was low and deposit sediments when sea level was high. Highly heterogeneous, unconsolidated sequences of alternating estuarine (bay mud) and terrigenous alluvial clays, silts, and sands have accumulated in the Bay.

Alluvial materials (the Niles and San Francisquito Cones) were shed from the Diablo Range and the Santa Cruz Mountains, respectively (DWR, 1967), which coalesce as alluvial fan deposits. These cones have depositional systems that inherently deposit highly heterogeneous materials. Steep topographical gradients near the sediment source deposit large grain sediments, and debris flows are common. Finer grain material is deposited as the energy of the depositional system decreases at the distal portions of the fan lobe. The Niles and San Francisquito Cones inter-finger in the subsurface of the San Francisco Bay Plain. These sediments are underlain by the Pleistocene Santa Clara Formation (Dibblee, 1966). These sediments comprise two regional aquifers, the Newark and the Centerville. In the immediate Site vicinity, the Newark aquifer has been loosely subdivided into three zones segregated by clays: the A-, B-, and C-zones. The Centerville aquifer is separated from the Newark aquifer by a regional (bay mud) clay aquitard. The Centerville aquifer has been referred to as the D-zone at the Site (Conor Pacific/EFW/Henshaw, 1999).

In addition to native unconsolidated material, extensive fill materials have been emplaced at the Site. The thickness of fill material at the Site ranges between 1 and 14 feet (Conor Pacific/EFW/Henshaw, 1999). The Site-specific geologic and hydrogeologic units are described further in subsequent paragraphs.

The A-zone consists of clayey to silty sands and gravels interbedded with dark silts and clays. Organic-rich layers with plant and root material have also been observed at the Site. The A-zone

ranges in thickness from 7 to 24 feet, and in areas, extends to a depth of approximately -13 feet below msl. Underlying the A-zone is the locally-identified A/B aquitard, ranging between 8 and 25 feet in thickness (Conor Pacific/EFW/Henshaw, 1999). The A/B aquitard is considered laterally discontinuous (HLA, 1991).

The B-zone is similar in composition to the A-zone, with clayey to silty sands and gravels interbedded with sandy silts and clays. The B-zone is considered to be relatively laterally discontinuous and is thinner in the central and northern portions of the Site. The top of the B-zone is located between -10 and -25 feet below msl and ranges in thickness between 3 and 21 feet. Underlying the B-zone is the locally identified B/C aquitard, which ranges in thickness between 9 and 24 feet and contains carbonate fragments. The B/C aquitard is thickest in the northwest and southeast portions of the Site (Conor Pacific/EFW/Henshaw, 1999).

The C-zone is confined and consists of sand and silty sand interbedded with silt and clay lenses. The C-zone is reported to be relatively laterally continuous across the Site, ranging between 11 and 25 feet thick, and is thickest in the central and northern Site areas. The top of the C-zone has been found to range between -39 and -54 feet below msl. The C-zone and the underlying D-zone are separated by a laterally continuous clay aquitard that is found regionally. This unit is predominantly clay, but thin lenses of sand or gravel have been observed. The C/D aquitard is approximately 70 feet or greater in thickness (Conor Pacific/EFW/Henshaw, 1999).

The D-zone is confined and consists of clayey sands and gravels interbedded with clays and clay with gravel. The top of the unit is approximately -151 feet below msl and is approximately 30 feet thick. The D-zone is also underlain by clayey material (Conor Pacific/EFW/Henshaw, 1999).

Groundwater in all the zones at the Site has, in the past, been reported to flow east toward the San Francisco Bay. Prior to remediation efforts, groundwater gradients in the A-, B-, and C-zones had been reported to be between 0.001 and 0.002 feet per foot [ft/ft] (Conor Pacific/EFW/Henshaw, 1999). The groundwater extraction and treatment system had been operated as a Site remediation strategy until approximately November of 2004. Local effects on groundwater levels had been attributed to the presence of several groundwater extraction wells. This system is no longer operational.

The A-zone has a downward hydraulic gradient, and the C-zone has an upward hydraulic gradient in relation to the B-zone (Conor Pacific/EFW/Henshaw, 1999). The D-zone also has an upward hydraulic gradient in relation to C-zone but is separated by a thick deposit of relatively low permeability clay. Tidal influence studies at the Site have determined that the mean water level elevation in the sloughs is 1.30 feet above msl and 1.9 feet above msl in the A-zone (Geomatrix and Papadopoulos, 1992). Thus, there exists a vertical hydraulic gradient from the A-zone toward the sloughs. The estimated groundwater flux between the A-zone and the adjacent sloughs is approximately 1.67 gallons per day (HLA, 1993). Vertical hydraulic gradients may also be affected by tidal fluctuations.



### 2.3 Operation History

Since the mid-1950s, the Site has generally been used to recycle or process chemicals. In 1956, a chemical processing plant was built and used by Hird Chemical Corporation. The Site was transferred to the Carad Chemical Corporation in 1959. In 1963, the Site was purchased by P. D. Electronics, and Romic began operating at the facility. The Site was purchased by Romic in 1979, and Romic operated the facility until the fall of 2007. Activities at the Site include solvent recycling (primarily distillation), fuel blending, wastewater treatment, and hazardous waste storage and transfer (Conor Pacific/EFW/Henshaw, 1999). A Site facility map is included as Figure 2.

Regulatory documents and records kept by Romic between 1963 and 1973 indicate that the Site handled waste paints, degreasing solvents, acrylic resins, thinners, vinyls, inks, light and heavy oils, miscellaneous flammables, and greases (Conor Pacific/EFW/Henshaw, 1999). After 1980, Romic characterized the materials handled at the Site as halogenated hydrocarbons, distillation bottoms, still bottoms, ink sludge, paint sludge, organic chemicals, polymeric coating wastes, and solvents.

One documented release of constituents of concern (COCs) to the environment occurred in 1973. During the winter season of 1972-1973, tidal flooding breached the levees resulting in discharge from the ponds to the sloughs. The RWQCB issued an abatement order on March 23, 1973 (RWQCB, 1973) which estimated a release of approximately 20,000 gallons per day of waste liquids from the former east pond to the adjacent slough. As a result of the abatement order, Romic rebuilt levees, improved surface drainage, and connected the facility to the sanitary sewer. The surface topography provides containment of fluids by sloping towards a central location where storm water was collected and managed under both industrial wastewater discharge and National Pollution Discharge Elimination System (NPDES) permits.

In 1983, the Site handled approximately 4,200,000 gallons of waste materials. As of 1989, the Site processed approximately 7,000,000 gallons of waste materials per year (HLA, 1989). Prior to operation closure in 2007, the Site was handling 35,000 tons of waste material per year. These wastes are byproducts of various industries including the following: chemical, paint, ink, semiconductor, airline, electronics, biotech, printing, and pharmaceutical. Previous releases of waste material have resulted in impacts to the soil and groundwater at the Site. The primary cause of soil and groundwater contamination is through the release of solvent waste material and recycled product in and around the central process areas. Previous releases have occurred as a result of accidental spills, tank and container overfills, flooding events, and breaks in transfer pipes. A trough connecting the central process area, Former Pond Area, and the former wastewater receiving ponds also may have acted as a source of contamination (Figure 2).

The Site ceased operations in 2007 and surface closure activities were completed in 2010. The only above-grade structures that remained after surface closure are the concrete pavement, walls, tank pads and the parking lots. Romic also controls adjacent land to the south which it uses for surplus storage, and adjacent land to the west, which acts as a buffer area. The Site is surfaced

with concrete, except the equipment storage yard and southern parking lot which are surfaced with compacted gravel. Soil berms and levees constructed around the Site remain to prevent surface runoff entering from adjacent properties (HLA, 1989).

## 2.4 Surrounding Land Use History

There are several environmentally impacted areas in close proximity to the Site. Auto-wrecking yards are located immediately south and west of the Site. At these locations, some removal activities have been conducted to address petroleum- and lead-impacted soil (Conor/Pacific/EFW/Henshaw, 1999). Also south of the Site is the former Rhône-Poulenc facility (also known as the Zoecon site) that produced agricultural chemicals for decades (HLA, 1989 and Conor Pacific/EFW/Henshaw, 1999). This facility was remediated to address elevated arsenic concentrations in soil and groundwater (Conor Pacific/EFW/Henshaw, 1999). A Pacific Gas and Electric (PG&E) substation is located close to the Site and could be a source of polychlorinated biphenyls (PCBs).

The former Romic facility is located entirely within the City of East Palo Alto's Ravenswood Business Development (RBD) District. This area is slated for commercial and light industrial development over the next decade, with no residential development allowed east of Pulgas Avenue. The RBD District encompasses approximately 200 acres, including the Four Corners Area (Bay/University Avenue). The Four Corners Area is primarily characterized by a mixture of retail and residential uses. Current use of the RBD District includes a combination of light and heavy industrial companies, wrecking and storage yards, non-conforming residential uses, and undeveloped parcels.

## 2.5 Permitted Units, Solid Waste Management Units, and Other Contaminant Sources

Romic operated over 20 permitted units as part of its operation (Figure 3). At least half of these units were tank farms (some tank farms were compounded into one permitted unit) and the remaining units were comprised of four storage areas, one sampling area, one high temperature unit, one liquefaction unit, and one truck wash. Further detail regarding the specific tanks and former units is presented in the *Draft Facility Closure Plan* submitted to DTSC on April 7, 2008 (Clean Harbors, 2008) and the *Facility Closure Certification Report* (Bureau Veritas 2009) and addendums (Bureau Veritas 2010). The tank farms contained tanks of various sizes associated with the operation of the facility. The tank farms were bermed or walled for containment purposes. Currently, all of the tanks in the tank farms have been removed and there is nothing in the storage areas. The permitted units and a brief description of each unit are summarized below:

- Drum Crusher (north storage building) – This unit is a warehouse that contained one fixed and one mobile drum crushers.
- South Drum Storage Building – This building stored containers of various sizes that held liquids associated with the operation.

- Drum Sampling Area – This unit was 125 feet in length and 74 feet in width. The unit stored containers of various sizes that held liquids associated with the operation.
- Liquefaction Unit – This unit occupied two levels in the drum and debris buildings. Tank PT-1 was part of the liquefaction unit.
- High Temp Unit – This unit had three components: tank HTU and two receiver tanks (HTU-1 and HTU-2). The tanks held a total permitted capacity of 1,931 gallons of liquids associated with the operation.
- Truck Wash Unit – The Truck Wash Unit consisted of a storage tank (TW-1) and a truck wash system. The truck wash system consisted of a four-compartment truck wash skid and a rack that held a sprayer. The Truck Wash Unit secondary containment area measured 73 feet by 27 feet.
- West Storage Building #2 – The buildings that were part of the unit was the field services warehouse, clean product storage area, and scrubber unit.
- Tank farm A – The unit consisted of several tanks that held a total permitted capacity of 75,182 gallons of liquids associated with the operation.
- Tank farm B – The unit consisted of several tanks that held a total permitted capacity of 23,715 gallons of liquids associated with the operation.
- Tank farm CLR – The unit consisted of several tanks that held a total permitted capacity of 54,000 gallons of liquids associated with the operation.
- Tank farm D – The unit consisted of several tanks that held a total permitted capacity of 23,500 gallons of liquids associated with the operation.
- Tank farm E – This unit was planned but never constructed.
- Tank farm F – This unit was planned but never constructed.
- Tank farm G – This unit was not permitted to receive, store, or process hazardous waste.
- Tank farm H – The unit consisted of several tanks that held a total permitted capacity of 105,600 gallons of liquid associated with the operation.
- Tank farm I – The unit consisted of several tanks that held a total permitted capacity of 119,451 gallons of liquids associated with the operation.
- Tank farm J – The unit consisted of several tanks that held a total permitted capacity of 1,740 gallons of liquid associated with the operation.
- Tank farm K – This building stored containers of various sizes that held liquids associated with the operation.
- Tank farm MNO – The unit consisted of several tanks that held a total permitted capacity of 105,600 gallons of liquids associated with the operation.
- Tank farm Q – The containment area for this tank farm was constructed partially below grade. The floor of the containment is approximately 3 to 4 feet below surrounding grade. The unit

consisted of several tanks that held a total permitted capacity of 494,324 gallons of liquid associated with the operation. Fourteen tanks out of the twenty-two tanks that are part of this unit were never permitted to receive, store, or process hazardous waste.

- Tank farm S – This unit was planned but never constructed.
- Tank farm T – This unit was planned but never constructed.
- Tank farm U – This unit was planned but never constructed. It was designed to hold several tanks that would have had a total permitted capacity of 105,600 gallons of liquids associated with the operation.

Twenty different Solid Waste Management Units (SWMUs) were identified during the Resource Conservation and Recovery Act (RCRA) Facility Assessment (California State Department of Health Services Toxic Substances Control Program, 1989). These SWMUs are listed below:

- East Containment Pond
- West Containment Pond
- Waste Discharge Trough
- Historical Drummed Waste Storage Areas
- West Storage Area
- Process Area Sump
- Truck Parking Area
- Drummed Waste Staging Area
- Drum Crushing Area
- South Drum Storage Building
- North Drum Storage Building
- CSR Drum Storage Building
- Bulk Waste Storage Waste Area (Green Tanks)
- Bulk Waste Storage Area (Brown Tanks)
- Centrifuge
- Centrifuge Roll-off Bins
- Administration/Laboratory Building Septic Tank and Drain field
- Process and Sanitary Sewer System and Wastewater Surge Tank
- Surge Tank Separator
- Runoff Sump Separator

In addition to the permitted units and SWMUs, three suspected contaminant source areas have

been identified at the Site. These potential source areas are: the Former Pond Area, and two former drum storage areas (Figure 2).

The Hird Chemical Corporation constructed the original processing facility in the mid- 1950s. At that time, the east and west ponds were constructed in the northern portion of the Site. The ponds collected surface water runoff from the Site and adjacent properties. Wastewater and waste material were also reportedly discharged to the ponds. A wastewater discharge trough was used to transport fluids from the Central Processing Area to the former east pond. An estimated 100,000 gallons per week of wastewater were discharged to these ponds in the early 1970s (HLA, 1989). Overflow from these ponds was transferred to the sloughs via an outfall pipe. In 1973, under the supervision of the United States Army Corps of Engineers, the outfall pipe was decommissioned by sealing it with concrete. Thereafter, wastewater was discharged to the sanitary sewer under a permit from the East Palo Alto Sanitary District. Near the end of the 1970s, the ponds were decommissioned, backfilled with concrete debris, blocks, and backfill material, and capped with concrete. Warehouses were later built on top of the former ponds (Conor Pacific/EFW/Henshaw, 1999).

There were two drum storage areas onsite during early operations. The first drum storage (south of the drum sampling area and Former Pond Area) was on unlined or unpaved surfaces which could have allowed seepage of the drum contents such as contained wastes and reclaimed water to the soil column. The second drum storage area (southwest of the Central Processing Area) was also on unlined or unpaved surfaces. Approximately 1,000 to 1,500 drums could have been present at any one time at the Site. The former drum storage areas were decommissioned and are now covered with pavement (Conor Pacific/EFW/Henshaw, 1999).

Other areas of concern at the Site include the following:

- A wastewater discharge trough moved wastewater from the Central Processing Area to the Former Pond Area. It is unknown if releases have occurred from this trough.
- Process water was treated along the south central boundary of the Site at a treatment unit.
- An area of elevated volatile organic compounds (VOCs) exists in groundwater in the southwestern portion of the Site with no known source.
- The offsite auto-wrecking yards located to the south and west of the Site may be contributing to onsite contamination.

## **2.6 Descriptions of Areas Investigated**

As presented in Section 1.0, areas of the Site were grouped for ease of investigation and reporting. Details regarding each of the areas are presented below.

### *2.6.1 Central Processing Area*

The Central Processing Area encompasses portions of areas described in the CSAP Work Plan. Specifically, the Central Processing Area encompasses the majority of two suspected, historical

contaminant source areas: the former northern drum storage area, and portions of the former southern drum storage area. Additionally, this area includes permitted Tank Areas (or “Farms”) A, B, CLR, H, G, I, J, K, M, N, and O, and the “high temp unit”. The Central Processing Area location is shown on Figure 2.

The former north drum storage area was identified in historical aerial photographs as being located between the Former Pond Area and the Central Processing Area. A small portion of the former south drum storage area was also located within the Central Processing Area between Tank Farms “J” and “K” (Figure 2). At any given time during historical operations, as many as 1,000 to 1,500 drums may have been present in the combined former drum storage areas. The drums reportedly contained reclaimed product and waste. Emptied drums were also stored in this area. The drums in these areas were stored on unlined or unpaved surfaces and drum contents could have been released to the underlying soil.

The Central Processing Area was located in the center of the Site, south of the Former Pond Area. The bulk of the solvent recycling, fuel blending and chemical handling occurred in this area. Several permitted units were located in this area including the high temp unit, and the following Tank Farms; A, B, CLR, D, G, H, I, J, K, and MNO. The tank farms contained tanks of various sizes associated with the operation of the facility. They were either bermed or enclosed by cinderblock secondary containment walls. The total combined tank farms were permitted to hold approximately 510,000 gallons of liquid.

### 2.6.2 Northern Area

The two former liquid waste settling ponds were located across most of the Northern Area prior to 1980. The ponds were located approximately 200 feet south of the northernmost property boundary and extended close to the eastern and western property boundaries (Figure 2). Based on evaluation of available historical aerial photographs, the former ponds were originally wetlands dating back to at least 1941. The ponds were apparently constructed by building broad levees to enclose each pond directly over the existing marsh surface. The contact was discernible in the borings and is approximately eight to ten feet below the current paved surface. Following termination of pond use for waste disposal, the entire area was filled with undocumented fill and debris. This area is now elevated approximately five to eight feet above the remainder of the Site.

This elevated northern portion of the Site was paved over and developed for additional Site operations in approximately 1979. New operations included; a drum crushing area (adjacent to the north storage building), the south drum storage building, the liquefaction area, the drum sampling area and the adjacent drum pumping area. The former north storage building was a warehouse that contained one fixed and one mobile drum crusher. The south drum storage building and the drum sampling area stored containers of various sizes that held liquids associated with Site operations. The liquefaction area was located adjacent to and southeast of the drum sampling area and occupied two levels in a drum and debris building (Figure 2). These

potential contaminant sources were part of the investigation goal for this area. The purpose of the investigation in this area was to delineate the horizontal and vertical boundaries of the former ponds as well as to characterize the material used to fill the ponds.

### 2.6.3 *Truck Wash Area*

The Truck Wash Area was located adjacent and south of the Central Processing Area along the southern property boundary in the area of historic auto wrecking operations. The Truck Wash includes the former water storage tank and the truck wash system with a secondary containment area. The wash system consisted of a four-compartment truck wash skid and rack for spray equipment. The surface of the truck wash and containment area was constructed of reinforced concrete. Two sump drains were located in the low points of the containment area to collect potentially contaminated rinse and wastewater.

### 2.6.4 *Western Area*

The western portion of the Site is located west and southwest of the Central Processing area and consists of Tank farm "Q", the west storage building #2, the west storage lot and facility maintenance building, a portion of the former south drum storage area, and a portion of the former off site auto wrecking yard (Figure 2).

Tank farm "Q" was located immediately west of the central processing area and was approximately 150 feet long and approximately 70 feet wide (Figure X). The elevation of the floor of the tank farm varied from one to four feet below the surrounding grade. The tank farm was enclosed by an approximate three foot high cinderblock secondary containment wall. The tank farm consisted of several tanks that held a total permitted capacity of approximately 494,000 gallons of liquid associated with Site operations. Many of the tank pads in this area were open pads formed with concrete and filled with sand. The open tank pads would have allowed seepage of the tanks contents into the soil column.

The West storage building #2 was formerly located approximately 50 ft. from the western most property line, and adjacent Tank farm "Q" (Figure 2). This area is also within the footprint of the historic auto wrecking yard discussed in detail below. The former building served as a field services warehouse, a clean product storage area, and housed a scrubber unit. The potential for spills or releases from materials stored in this building and the known historic auto wrecking activities that occurred previously in the area are potential contaminant sources.

The west storage lot and facility maintenance building (SWMU #5) were located in the southwest corner of the Site. Truck and facility maintenance were performed inside the former building, while surplus equipment, scrap metal, old drums and other various operational supplies were stored outside and in the surrounding area. The maintenance building and storage lot were also located within the footprint of the historic auto wrecking yard. The potential for spills or releases from the operations in this building and the known historic auto wrecking activities that occurred previously in the area are potential contaminant sources.

The former south drum storage area (AOC #9) was located predominantly in the western portion of the Site, in the area later occupied by the West storage Building #2, and Tank farm "Q". At any given time during operation, as many as 1,000 to 1,500 drums may have been present in this area. The drums consisted of reclaimed product, waste, and empty drums. The drums in this area were stored on unlined or unpaved surfaces which would have allowed seepage of the drum contents into the soil column.

The former auto wrecking yards were located to the south and west of the Site. During Site expansion, the Romic facility acquired these adjacent properties, now located along the southern and western property boundaries. Based on historic operations and auto wrecking yard activities, the potential for impacts to soil and groundwater were investigated in these areas.

#### *2.6.5 Panhandle and Eastern Area*

The Panhandle and Eastern Area encompasses the area directly east of the Central Processing Area and extending south to Bay Road. Included in this area are the former office building, an office and laboratory building, a septic tank (SWMU #3), a runoff sump separator (SWMU # 4), an elevated parking area, and the driveway and adjacent undeveloped land (former area of historic auto wrecking operations). The Panhandle and Eastern Area is shown on Figure 2.

A former office building was located adjacent to the main driveway and was the first building encountered upon entering the site. This building was used for administrative purposes. No known processing or handling of hazardous materials occurred in the building; however, the building was located in the area of historic auto wrecking operations. A former office/laboratory building was located in between the two truck scales, and west of the elevated parking area. Various laboratory chemicals were used in this building during the facilities operation. The potential for release from the laboratory chemicals make this building an area of concern.

The septic tank is located adjacent north of the northern most office building and is discussed further in Section 4.7.

The runoff sump separator is located northeast of the office/laboratory building, at the lowest point of the facility. Rainwater or liquid waste releases would flow to this low point in event of a release. The potential for spills or releases from materials used onsite to enter the soil and groundwater from this low point make this an area of concern.

The area along the northeastern property boundary has always been used as a parking area for personnel vehicles and no known site operations were conducted in this area. This area is not an area of concern.

The driveway from Bay Road to the Site and an area of undeveloped land are located in an area historically used for auto wrecking. Prior to Site expansion, these former auto wrecking areas were located to the south and west of the Site. During Site expansion, the Romic facility acquired these adjacent properties, which now located along the southern and western Site



boundaries. Due to the historic operations and auto wrecking yard activities conducted in the Panhandle and Eastern Area, soil and groundwater in the areas of concern were investigated.

## 2.7 Previous Investigations

Environmental investigations were initiated at the Site in April 1985. These and subsequent investigations were performed to evaluate the nature and extent of chemical compounds in the soil, soil vapor, and groundwater beneath the Site, and to evaluate the Site's geotechnical and hydrogeological conditions, and the effects of tidal cycles on Site hydrogeology. Results of these investigations indicated the soil and groundwater are contaminated primarily with VOCs. However, semi-volatile organic compounds (SVOCs), metals, PCBs, petroleum hydrocarbons (TPH), and mercury have also been detected at the Site. VOCs have been detected in soil vapor. Historical soil test results for VOCs, SVOCs, and metals were presented in Figures 4 and 5, respectively, in the CSAP work plan (Iris 2011a).

In July 1987, HLA conducted a preliminary tidal influence study at the Site. It was determined that the sediments and the slough are connected albeit through very low permeability material (HLA, 1987). An estimated groundwater flux, from the A-zone to the tidal slough, was calculated to be approximately 1.67 gallons per day (HLA, 1991).

Romic implemented a groundwater extraction and treatment system as an interim remedial measure to address VOCs in the A- and B-zones. Beginning in May 1993, groundwater was extracted from six wells in the A-zone, and the extracted groundwater was treated by steam stripping and granular activated carbon. In September 1998, an additional extraction well was installed in the B-zone to extract water from the northern portion of the Central Processing Area.

In January 2001, ARCADIS initiated two enhanced reductive dechlorination (ERD) pilot tests to evaluate the effectiveness of the ERD technology to reduce VOC contaminant mass at the Site. The ERD pilot test was successful, and in 2003, 2005, and 2007, the program was expanded into other areas of the Site as interim remedial measures. In February 2005, upon receipt of USEPA approval, the groundwater extraction and treatment system was shut down due to the success of ERD pilot tests and interim remedial measures.

Historical Site investigations and interim remedial measures are summarized in the *Corrective Measures Study Report* (ARCADIS, 2007).

### **3.0 FIELD AND LABORATORY METHODS**

The sections below present the field and laboratory methods used in this investigation.

#### **3.1 Field Methods**

Soil, groundwater and soil vapor sampling was conducted at the Site between June 2011 and December 2011. Soil boring permits were obtained from the San Mateo County Environmental Health Services Department. The permits are included in Appendix A. Prior to conducting field activities, Iris Environmental marked boring locations and notified Underground Service Alert (USA). In addition, the proposed drilling locations were assessed for subsurface utilities by Foresite Engineering Survey, Inc. of Pleasant Hill California, a private utility locator.

##### *3.1.1 Soil Borings*

Soil borings were advanced by Penecore Drilling, a California C57-licensed drilling company, of Woodland California. 160 Soil borings were advanced using a Geoprobe® 7822 DT direct push drill rig equipped with a dual tube sampling system. Borings were advanced to depths ranging from 0 to 17 feet bgs depending on the specific area of the Site and the surface elevation in each of the investigation areas. The soil boring locations are shown on Figure 3.

As presented in the CSAP, soil boring locations were proposed on a 30 foot by 30 foot grid in the permitted unit areas and a 90 foot by 90 foot grid in the non-permitted unit areas. Due to field constraints, adverse drilling conditions, or buried utilities, some of the soil boring locations and names changed. In addition, some of the soil boring depths also changed. Table 1 presents the proposed versus actual soil boring locations and depths.

Soil cores in acetate liners were collected from each boring and lithology was described by an Iris Environmental geologist under the direct supervision of a California Professional Geologist. The lithologic logs were produced using the Unified Soil Classification System (USCS) as a guide. Lithologic logs for these borings are presented in Attachment B. Organic vapor measurements of the soil core were taking using an organic vapor meter equipped with a photoionization detector (PID) calibrated with 100 parts per million (ppm) isobutylene standard gas. Upon completion of drilling, the borings were grouted to the surrounding surface with Portland cement grout. Drilling and sampling equipment were properly decontaminated prior to each use at each boring location using a combination of high pressure hot water, Alconox™ wash solution and potable water rinse.

In addition to the soil borings advanced using direct push technology, cone penetrometer test (CPT) borings were advanced at three locations in the Panhandle and Eastern Area. CPT soundings were performed by Gregg Insitu, of Martinez, California, using a 25-ton CPT rig. The CPT piezocone measures friction, tip resistance, and pore pressure, which are logged and used to evaluate soil types on a nearly continuous geologic log. The CPT soundings were performed in accordance with American Society for Testing and Materials (ASTM) Standard Test Method for Electronic Friction Cone and Piezocone Penetration Testing of Soils (D 5778-07) (2007).

### 3.1.2 Soil Sampling

Soil Samples were collected for laboratory analysis at approximately 0 to 0.5, 2.5 to 3.0 and 5.5 to 6.0 feet bgs depending on soil and materials encountered during the investigation. Select sampling depths were adjusted in the field based on whether groundwater or gravel fill materials were present in the pre-selected sample depth intervals. The soil samples for VOC analysis were collected from the retrieved acetate liner using a Terra Core™ sampling device and preserved in accordance with USEPA Method 5035. The soil samples were then immediately transferred to methanol-preserved, laboratory supplied glassware and placed on ice. In addition to samples for VOC analysis, soil samples to be analyzed for other compounds and metals were collected in sections of the acetate sleeve, covered with a Teflon sheet, capped with a plastic cap and wrapped with silicone tape. All samples were labeled with a unique sample identifier designating the boring location and depth. Proper chain-of-custody was maintained for the soil samples collected for analytical testing from field collection to receipt by the analytical laboratory.

### 3.1.3 Groundwater Sampling

Groundwater samples were collected in the Panhandle and Eastern Areas in accordance with the CSAP work plan using two different methods. Six grab groundwater samples were collected from first encountered groundwater using temporary 1-inch diameter temporary polyvinyl chloride (PVC) wells set in soil borings advanced into the A-zone water-bearing unit. Nine additional grab groundwater samples were collected from cone penetrometer test (CPT) borings using the Hydropunch™ methods in the A, B, and C-zone water bearing units at locations along the Site boundary with the Infinity Salvage property (Figure 3) to evaluate the presence of VOCs in groundwater in that area of the Site. The samples were collected at depths selected from CPT data to assess conditions in the A-, B-, and C-zone water bearing units.

Five of the shallow grab groundwater sample locations were located in the undeveloped area in the southeastern portion of the Site. The remaining grab groundwater sample was collected at soil boring location R25. These grab groundwater samples were collected by placing a temporary 1-inch PVC well casing and 0.01-inch slot screen into the borehole once the target depth has been reached. The water column was allowed to stabilize for at least 30 minutes prior to sample collection. Grab groundwater samples were collected using either a pre-cleaned disposable bailer or an inertia check-ball pump. Once the grab groundwater sample was collected, the PVC casing was removed and the borehole abandoned as previously described.

HydroPunch™ technology was used to collect depth-specific groundwater samples from targeted permeable intervals based on the CPT results. To collect water samples, the CPT rig was used to hydraulically advance 1¾-inch diameter, hollow push rods to the bottom of the desired sampling interval. The push rods were retracted, exposing a screen and allowing groundwater to infiltrate hydrostatically from the formation into the screen. A small-diameter bailer was then lowered through the push rods into the screen section for sample collection. Upon filling, the bailer was

retrieved and the groundwater decanted into the appropriate laboratory-supplied sample containers. Upon completion of sample collection, the equipment was decontaminated. Boreholes were grouted with neat cement grout from the bottom up using the HydroPunch rods as tremie pipe.

Sample containers from both groundwater sampling efforts were labeled and stored in an ice-filled cooler chilled to 4°C. The samples were couriered to the laboratory for chemical analysis under proper chain-of-custody protocol.

### 3.1.4 Soil Vapor Sampling

Soil vapor samples were collected adjacent to mapped subsurface utility corridors at locations beyond areas considered as impacted by VOCs after completing the soil sampling phase of the CSAP program (Figure 4). Soil vapor samples were collected in accordance with the CSAP and procedures outlined in the Los Angeles RWQCB *Interim Guidance for Active Soil Gas Investigation* (1997); the *Advisory - Active Soil Gas Investigations*, jointly issued by Los Angeles RWQCB and DTSC (2003); and the *Interim Final Guidance for the Evaluation and Mitigation of Subsurface Vapor Intrusion to Indoor Air* (DTSC, 2005).

All soil vapor samples were collected from temporary implants installed in borings following the procedures presented below. Samples collected at each location were tested for VOCs by USEPA Method 8260B using an onsite mobile laboratory. In accordance with the CSAP work plan, ten percent of the soil vapor samples were submitted as duplicates to a fixed laboratory for confirmatory testing using USEPA Method TO-15.

One temporary soil vapor sampling implant was installed in each boring drilled using the direct-push drill rig. The implants were constructed as follows: Drill rods were advanced to a total depth of approximately 5 feet bgs, and then slightly retracted, leaving an open boring interval. If groundwater was present in the boring, the implant was installed at a shallower depth above groundwater. Using a Tremie pipe as necessary, inert disposable Nylaflow™ tubing with an outer diameter of 0.125 inches and an attached microfilter sampling tip were installed in the boring at the target depth. Following installation of the sampling line, a one-foot thick annular sand-pack was placed around the sampling tip. One foot of dry granular bentonite was then placed above the sand, followed by hydrated granular bentonite up to the ground surface.

Each sampling line was labeled and finished at the surface with an in-line clamp and three-way valve. The in-line valve or clamp was kept in place at all times while not sampling to prevent the backflow of ambient air into the sampling line between purges and prior to sampling. To allow subsurface conditions to equilibrate, no further procedures were conducted for approximately 30 minutes. Soil vapor sampling was not conducted during or immediately after any significant rain events (e.g., ½ inch or greater).

Samples were collected for analysis in an onsite mobile laboratory by Transglobal Geochemistry (TEG), of Sacramento, a California certified mobile laboratory. Samples were collected in sealable 50 cubic centimeter single-use syringes for immediate transport to the mobile laboratory

and injection for analysis into the mobile laboratory analytical equipment. The flow rate during purging and sampling was moderated by the sampler to between 100 and 200 milliliters per minute (mL/min) to limit stripping of chemical compounds, to prevent ambient air from diluting the soil gas samples, and to reduce the variability of sampling rates. Sample syringes were new and only used for the collection of one sample to prevent cross-contamination between samples. Other sampling equipment that had the potential to come into contact with the soil gas (such as the Teflon tubing) was also used only at a single location and then contained for proper disposal. Reusable sampling equipment such as direct-push drive rods and soil samplers, were decontaminated between borings using an Alconox™ wash solution and potable water rinse.

During soil vapor sampling, a leak detection gas [1,1-difluorethane (1,1-DFA, also known as Freon 152), as found in standard keyboard cleaner] was used to saturate a rag inside a Ziploc bag, which was then placed over the ground surface at the borehole as a leak detection compound to confirm that the sample train and surface seal were tight and leak free. In addition, “puffs” of 1,1-DFA were sprayed in the vicinity of the sampling train during sampling for the same purpose. This leak check test was conducted in accordance with DTSC guidance documents, and was conducted at each individual soil gas sampling location. The detection limit for analyses for the leak check compound was 10 micrograms per liter (µg/L) in accordance with DTSC guidance. Analyses for 1,1-DFA were conducted by the mobile laboratory using USEPA Method 8260B.

Following completion of the soil gas sampling, and after the laboratory had confirmed a successful analysis of the sample, sampling implants were abandoned in place by removing the small diameter tubing from the boring and hydrating the bentonite seal.

#### 3.1.4.1 Purge Volume Tests

Prior to sample collection and following the equilibration period for the selected boring, a purge volume test was performed to establish an optimal purge volume for the remainder of the boring. To perform the purge volume test, the volume of each sampling train, including the annular space of the sand-pack, was calculated to determine a single purge volume. Following equilibration, a syringe was used to purge the sampling train. Consistent with DTSC guidance documents, the purge volume yielding the highest analytical results would be used as the appropriate number of volumes purged during subsequent sampling. Samples were collected for analysis following the purging of one, three, and seven volumes of vapor from the sampling train. Each of these samples was analyzed in the TEG mobile laboratory. Based on the lack of detectable VOCs in any of the purge samples, the three volume purge was selected for all subsequent sampling.

Duplicate samples for fixed laboratory analysis were collected in a 1-liter Summa canister through a dedicated flow controller and an integral 0.7 micron filter was attached to the purged sampling train using Teflon™ tubing and Swagelok™ connectors. During sampling, the sampling flow rate was modulated by the flow controller to between 100 and 200 mL/min as

previously described.

Upon completion of the sampling, as determined when the Summa canister reached the target vacuum pressure (approximately five millimeters Hg vacuum), the Summa canister was sealed and the flow controller was removed and set aside; each flow controller was used only once to minimize the chance for cross contamination between sample locations. Each Summa canister was then labeled and shipped under proper chain-of-custody protocols to Air Toxics LTD, Folsom, California; a California-certified laboratory. Summa canisters were transported at ambient temperature.

## 3.2 Laboratory Methods

### 3.2.1 Soil and Groundwater

Soil and groundwater samples were submitted under strict chain of custody to Accutest Laboratories, Inc. (Accutest) of San Jose, California; a California-certified analytical laboratory. Samples were analyzed for all or a combination of the following analyses based on their location and observations made in the field.

- VOCs using USEPA Method 8260;
- Semi-volatile organic compounds (SVOCs) using USEPA Method 8270;
- Tittle 22 metals (total metals for groundwater samples) using USEPA Methods 6010B and 7471A (mercury);
- Gasoline range organic (GRO, C<sub>6</sub>-C<sub>10</sub>) using USEPA Method 8015 modified;
- Diesel range organics (DRO, C<sub>10</sub>-C<sub>28</sub>) and motor oil range organics (MORO, C<sub>28</sub>-C<sub>40</sub>) using USEPA Method 8015 modified, following silica gel preparation using USEPA Method 3630C;
- Pesticides using USEPA Method 8081A; and
- Polychlorinated biphenyls (PCBs) using USEPA Method 8082.

Naphthalene was reported by the laboratory using EPA method 8260 and EPA Method 8270. Results from the 8260 analysis method generally indicated higher concentrations than the 8270C analysis. For the purposes of this report, the method 8260 concentrations for naphthalene are discussed in the results section of this report. The 8270C method naphthalene results are not discussed in their respective results section, but are included in the laboratory analytical reports. Both 8260 and 8270 naphthalene results are presented in Tables 2, 5, 8, and 11.

### 3.2.2 Soil Vapor

Soil vapor samples were analyzed on Site in a mobile laboratory and duplicate confirmatory samples were submitted to a fixed laboratory. All samples were managed under proper chain-of-custody protocol.

Onsite analyses were performed by TEG using USEPA Method 8260B. Soil vapor analytical results from the onsite laboratory are presented in Table 14.

Samples collected for fixed laboratory testing were submitted to Air Toxics LTD, for confirmatory testing using USEPA Method TO-15. Soil vapor analytical results from the fixed laboratory are presented in Table 15.

## **4.0 RESULTS**

This section presents an overview of the physical observations made during the Site investigation activities. Investigation activities and soil results are then presented for each of the study areas. Soil vapor results are discussed at the end of this section. The chemical concentrations are compared to the project specific RBTC's, if established for the chemical. If an RBTC was not established for a chemical, the concentrations are compared to the Regional Screening Levels (RSLs) or California Human Health Screening Levels (CHHSLs), if available. The soil analytical data is presented in Tables 2 through 7 and groundwater analytical data is presented in Tables 8 through 13. Soil Vapor results are presented in Tables 14 and 15. Copies of the laboratory analytical reports and sample chain-of-custody documentation are presented in Appendix D.

Since groundwater samples were only collected from the Panhandle and Eastern Area of the Site, these results are discussed in Section 8.0.

### **4.1 Physical Observations, Geology and Hydrogeology**

This section describes the general physical observations, geology, and hydrogeology at the Site. More detailed information is presented in the area specific sections below (Sections 4.2, 4.3, 4.4, 4.5, 4.6 and 4.7)

The Site is primarily covered in concrete in the Northern, Central Processing, Western, and Truck Wash Areas of the Site. The Panhandle and Eastern Area is primarily covered in concrete and asphalt, with a portion of undeveloped grassland. Elevations across the Site range from approximately 5 to 11 feet above msl, with the Northern and Eastern portions of the Site having the highest elevations. The lowest portion of the Site is the Central Processing Area. Stormwater typically flows inward toward the central portion of the Site.

Below some areas of concrete and asphalt cover, the Site is occasionally underlain by sand and gravel fill. The fill thickness is greatest in the Central Processing Area and the Northern Area, where it is up to five feet thick. The fill material is underlain by silt, silty sand, and sand to the total explored depth of 8 feet bgs in the Western, Central Processing, Panhandle and Eastern, and Truck Wash Areas.

In the Northern Area, the fill is composed of soil, containing a wide mixture of gravel, wood fragments, plastic, concrete, paint waste, and residual chemicals to approximately 11 feet below ground surface. These fill units are underlain by native Bay Mud to the total explored depth of approximately 17 feet bgs. However, no obstructions were encountered during drilling, except in borings D22, I17 and B23.

Groundwater was not encountered in the borings advanced in the Truck Wash, and the Panhandle and Eastern Areas. However, groundwater was encountered in the borings advanced in the Western Area and Central Processing Area at approximately six to seven feet bgs. Groundwater was also encountered in the borings advanced in the Northern Area at depths varying from six to ten feet bgs.



## 4.2 Central Processing Area

This section describes the results of the investigation conducted in the Central Processing Area of the Site.

### 4.2.1 Activities Performed

Investigative activities conducted in the north and south drum storage area and the Central Processing Area of the Site included the drilling and sampling of 45 borings. In general, the borings were located in the estimated locations of the former drum storage areas, as well as in and around each of the permitted tank farms (Figure 3).

### 4.2.2 Deviations from the CSAP

Field activities were conducted in accordance with the procedures presented in the CSAP, except for the following deviations:

- Sample depths for the 45 borings were adjusted plus or minus 0.5 to 1.0 feet based on field observations, shallow groundwater, and obstructions encountered during drilling operations.
- A test trench was not excavated in the suspected location of the former trough since nearby soil boring data indicated the area was chemically impacted.

### 4.2.3 Field Observations

During the advancement of the 45 soil borings, field notes and lithologic logs were prepared to document physical conditions of the soil and other materials encountered. In general, the area is covered in concrete and the concrete thickness varied from approximately four inches to 16 inches. Gravel fill was encountered below the concrete and ranged from one to 40 inches thick. Soil, consisting of silts, fine to coarse grained sands and silty sands, were encountered below the gravel fill to the total explored depth of approximately 8.0 feet. Strong odors were observed from approximately two to eight feet bgs. Groundwater was not encountered in every boring advanced; however, groundwater was encountered in some borings at approximately six feet bgs.

### 4.2.4 Soil Analytical Data

A total of 117 samples (112 primary and five duplicates) were collected from the 45 borings drilled in the Central Processing Area. Tables 2 through 7 present the concentrations of VOCs, petroleum hydrocarbons, SVOCs, metals, pesticides and PCBs in soils. The laboratory analytical results and sample chain-of-custody records are presented in Appendix D. The results from the soil sampling are summarized below, relative to respective RBTCs, RSLs, or CHHSLs.

The soil sampling laboratory analytical results are discussed below.

#### 4.2.4.1 Petroleum Hydrocarbons

The concentrations of petroleum hydrocarbons detected during this investigation are presented below. RBTCs were not developed for petroleum hydrocarbons.

- GRO was detected in a total of 21 samples (20 primary and one duplicate sample). Concentrations ranged from 0.125 mg/kg to 7,670 mg/kg, with the maximum concentration detected in soil boring R19 at 1.5 feet bgs.
- DRO was detected in 20 samples. Concentrations ranged from 6.11 mg/kg to 15,800 mg/kg, with the maximum concentration detected in soil boring L20 at 0.7 feet bgs.
- MORO was detected in 13 samples. Concentrations ranged from 16.9 mg/kg to 12,300 mg/kg, with the maximum concentration detected in soil boring L20 at 0.7 feet bgs.

#### 4.2.4.2 Volatile Organic Compounds

The concentrations of VOCs detected during this investigation are presented below by chemical. A total of 29 chemical constituents were detected in the samples submitted for laboratory analysis and 18 of those constituents were detected above their respective RBTC. A total of 38 chemical constituents were not detected above laboratory method detection limits in the samples submitted for laboratory analysis.

- Benzene was detected in a total of 50 soil samples. Benzene exceeded the RBTC of 0.013 mg/kg in 32 samples. Detected concentrations above the RBTC ranged from 0.0144 mg/kg to 7.01 mg/kg, with the maximum concentration detected in soil boring S19 at 7.3 feet bgs.
- Chloroform was detected in a total of 13 soil samples. Chloroform exceeded the RBTC of 0.0029 mg/kg in 11 samples. Detected concentrations above the RBTC ranged from 0.0109 mg/kg to 4.84 mg/kg, with the maximum concentration detected in soil boring T18 at 3.1 feet bgs.
- 1, 4-Dichlorobenzene was detected in a total of six soil samples. 1, 4-Dichlorobenzene exceeded the RBTC of 0.05 mg/kg in five samples. Detected concentrations above the RBTC ranged from 0.152 mg/kg to 1.35 mg/kg, with the maximum concentration detected found in soil boring K21 at 3.0 feet bgs.
- 1, 1-DCA (DCA) was detected in a total of 53 soil samples. 1, 1-DCA exceeded the RBTC of 0.028 mg/kg in 32 samples and one duplicate sample. Detected concentrations above the RBTC ranged from 0.0669 mg/kg to 20.8 mg/kg, with the maximum concentration detected in soil boring R17 at 0.8 feet bgs.
- 1, 2-dichloroethane (DCA) was detected in a total of 13 samples above the RBTC of 0.0088 mg/kg. Detected concentrations above the RBTC ranged from 0.102 mg/kg to 86.1 mg/kg, with the maximum concentration detected in soil boring Q20 at 1.1 feet bgs.

- 1, 1-dichloroethene (DCE) was detected in a total of 16 soil samples. 1, 1-DCE exceeded the RBTC of 0.9 mg/kg in seven samples. Detected concentrations above the RBTC ranged from 1.2 mg/kg to 7.93 mg/kg, with the maximum concentration detected in soil boring K21 at 3.0 feet bgs.
- Ethylbenzene was detected in a total of 87 soil samples. Ethylbenzene exceeded the RBTC of 0.075 mg/kg in 78 samples (74 primary and four duplicate samples). Detected concentrations above the RBTC ranged from 0.0987 mg/kg to 279 mg/kg, with the maximum concentration detected in soil boring Q20 at 1.1 feet bgs.
- Methylene chloride was detected in a total of 18 soil samples. Methylene chloride exceeded the RBTC of 0.14 mg/kg in 15 samples. Detected concentrations above the RBTC ranged from 0.333 mg/kg to 422 mg/kg, with the maximum concentration detected in soil boring N21 at 1.0 feet bgs.
- Naphthalene was detected in a total of 56 soil samples. Naphthalene exceeded the RBTC of 0.35 mg/kg in 42 samples (40 primary and two duplicate samples). Detected concentrations above the RBTC ranged from 0.424 mg/kg to 50.8 mg/kg, with the maximum concentration detected in soil boring Q20 at 1.1 feet bgs.
- 1, 1, 2, 2- Tetrachloroethane (TCA) was detected in a total of three samples above the RBTC of 0.021 mg/kg. Detected concentrations above the RBTC ranged from 1.32 mg/kg to 23 mg/kg, with the maximum concentration detected in soil boring T21 at 3.0 feet bgs.
- Tetrachloroethene (PCE) was detected in a total of 48 soil samples. PCE exceeded the RBTC of 0.0048 mg/kg in 45 samples (43 primary and two duplicate samples). Detected concentrations above the RBTC ranged from 0.0059 mg/kg to 483 mg/kg, with the maximum concentration detected in soil boring T18 at 3.1 feet bgs.
- Toluene was detected in a total of 89 soil samples. Toluene exceeded the RBTC of 220 mg/kg in 19 samples (18 primary and one duplicate sample). Detected concentrations above the RBTC ranged from 227 mg/kg to 1,120 mg/kg, with the maximum concentration detected in soil boring Q20 at 1.1 feet bgs.
- 1, 1, 1-Trichloroethane (TCA) was detected in a total of 32 soil samples. 1, 1, 1-TCA exceeded the RBTC of 35 mg/kg in six samples. Detected concentrations above the RBTC ranged from 45.3 mg/kg to 307 mg/kg, with the maximum concentration detected in soil boring N21 at 1.0 feet bgs.
- 1, 1, 2-TCA was detected in a total of four primary samples above the RBTC of 0.026 mg/kg. Detected concentrations above the RBTC ranged from 0.191 mg/kg to 6.89J mg/kg, with the estimated maximum concentration detected in soil boring Q17 at 1.9 feet bgs.

- Trichloroethene (TCE) was detected in a total of 40 soil samples. TCE exceeded the RBTC of 0.018 mg/kg in 34 samples (33 primary and one duplicate sample). Detected concentrations above the RBTC ranged from 0.0509 mg/kg to 468 mg/kg, with the maximum concentration detected in soil boring R20 at 1.7 feet bgs.
- 1, 2, 4,-Trimethylbenzene was detected in a total of 79 soil samples. 1, 2, 4,-Trimethylbenzene exceeded the RBTC of 0.085 mg/kg in 62 samples (58 primary and four duplicate samples). Detected concentrations above the RBTC ranged from 1.02 mg/kg to 438 mg/kg, with the maximum concentration detected in soil boring Q20 at 1.1 feet bgs.
- Vinyl chloride was detected in a total of 28 soil samples. Vinyl chloride exceeded the RBTC of 0.0025 mg/kg in 25 samples. Detected concentrations above the RBTC ranged from 0.0029 mg/kg to 7.41J mg/kg, with the estimated maximum concentration detected in soil boring T21 at 3.0 feet bgs.
- Xylenes were detected in a total of 88 soil samples. Xylenes exceeded the RBTC of 8.9 mg/kg in 56 samples (53 primary and three duplicate samples). Detected concentrations above the RBTC ranged from 11.4 mg/kg to 1,580 mg/kg, with the maximum concentration detected in soil boring Q20 at 1.1 feet bgs.
- Bromodichloromethane was detected in three soil samples. Concentrations ranged from 0.0012 mg/kg to 13.2J mg/kg, with the estimated maximum concentration detected in soil boring Q17 at 4.4 feet bgs. An RBTC was not developed for this chemical; however, one sample collected from Q17 at 4.4 feet bgs was above the industrial soil RSL of 1.4 mg/kg.
- tert-Butyl alcohol (TBA) was detected in a total of 18 samples. Concentrations ranged from 0.0186 mg/kg to 0.83J mg/kg, with the estimated maximum concentration detected in soil boring K20 at 6.0 feet bgs. An RBTC was not developed to for this compound. Currently there is neither an RSL nor a CHHSL currently established for this compound.
- n-Butylbenzene was detected in a total of 39 soil samples (36 primary and three duplicate samples). Concentrations ranged from 0.0026 mg/kg to 39.9 mg/kg, with the maximum concentration detected in soil boring R17 at 0.8 feet bgs. An RBTC was not developed for this compound; however, the reported concentrations are below the USEPA industrial soil RSL of 5,100 mg/kg.
- sec-Butylbenzene was detected in a total of 30 soil samples (28 primary and two duplicate samples). Concentrations ranged from 0.002 mg/kg to 14.3J mg/kg, with the estimated maximum concentration detected in soil boring R17 at 0.8 feet bgs. An RBTC was not developed for sec-Butylbenzene. Currently there is neither an RSL nor a CHHSL established for this compound.

- tert-Butylbenzene was detected in one sample at a concentration of 0.105 mg/kg. An RBTC was not developed to compare to this detection. Currently there is neither an RSL nor a CHHSL established for this compound.
- Cymene was detected in a total of 36 soil samples (34 primary and two duplicate samples). Concentrations ranged 0.0027 mg/kg to 27.2J mg/kg, with the estimated maximum concentration detected in soil boring Q20 at 1.1 feet bgs. An RBTC was not developed to compare to these detections. Currently there is neither an RSL nor a CHHSL established for this compound.
- 1, 3-Dichlorobenzene was detected in a total of four samples. Concentrations ranged from 0.0316 mg/kg to 0.3J mg/kg, with the estimated maximum concentration detected in soil boring K21 at 0.5 feet bgs. . Currently there is neither an RSL nor a CHHSL established for this compound.
- Dichlorodifluoromethane was detected in one sample. The reported concentration was 0.008 mg/kg. An RBTC was not developed for this compound. However, the reported concentration is below the USEPA industrial soil RSL of 400 mg/kg.
- Di-isopropyl Ether was detected in a total of five samples. Concentrations ranged from 0.0016 mg/kg to 0.0043 mg/kg, with the maximum concentration detected in soil boring Q20 at 6.6 feet bgs. An RBTC was not developed for this compound; however, the reported concentrations are below the USEPA industrial soil RSL of 10,000 mg/kg.
- n-Propylbenzene was detected in a total of 54 soil samples (50 primary and four duplicate samples). Concentrations ranged from 0.002 mg/kg to 49.3 mg/kg, with the maximum concentration detected in soil boring S19 at 7.3 feet bgs. An RBTC was not developed for this compound. Currently there is neither an RSL nor a CHHSL established for this constituent.
- 1, 2, 3-Trichloropropane was detected in two samples. The reported concentrations were 0.0014 mg/kg and 0.0031J mg/kg, with the estimated maximum concentration detected in soil boring V19 at 3.1 feet bgs. An RBTC was not established for this compound; however, the reported concentrations are below the USEPA industrial soil RSL of 0.095 mg/kg.

#### 4.2.4.3 Semi-Volatile Organic Compounds

The concentrations of SVOCs detected during this investigation are presented below by chemical. A total nine chemical constituents were detected in the samples submitted for laboratory analysis. One of those constituents were detected above their respective RBTC. A total of 62 chemical constituents were not detected above laboratory method detection limits in the samples submitted for laboratory analysis.

- Bis (2-ethylhexyl) phthalate was detected in a total of 13 soil samples. Bis (2-ethylhexyl) phthalate exceeded the RBTC of 140 mg/kg in one primary sample. The exceeding concentration was 176 mg/kg, detected in soil boring L20 at 0.7 feet bgs.
- Azobenzene was detected in one sample at an estimated concentration of 0.175J mg/kg, in soil boring R19 at 1.5 feet bgs. An RBTC was not established for this constituent; however, the reported concentration is below the USEPA industrial soil RSL of 23 mg/kg.
- Benzoic Acid was detected in one soil sample at a concentration of 2.03 mg/kg in soil boring N17 at 2.0 feet bgs. An RBTC was not established for this constituent; however, the reported concentration is below the USEPA industrial soil RSL of 2,500,000 mg/kg.
- Carbozle was detected in one primary soil sample at a concentration of 0.528 mg/kg, in soil boring R19 at 1.5 feet bgs. An RBTC was not established for this chemical. Currently there is neither an RSL nor a CHHSL established for this constituent.
- 2, 4-Dichlorophenol was detected in one soil sample at a concentration of 0.536 mg/kg, in soil boring R19 at 1.5 feet bgs. An RBTC was not established for this constituent; however, the reported concentration is below the USEPA industrial soil RSL of 1,800 mg/kg.
- 2, 4-Dimethylphenol was detected in a total of two samples at concentrations of 0.617 mg/kg and 7.56J mg/kg, with the estimated maximum concentration detected in soil boring L20 at 0.7 feet bgs. An RBTC was not established for this constituent; however, the reported concentrations are below the USEPA industrial soil RSL of 12,000 mg/kg.
- Di-n-octyl phthalate was detected in a total of seven samples. Concentrations ranged from 0.139 mg/kg to 10.3 mg/kg, with the maximum concentration detected in soil boring K19 at 1.0 feet bgs. An RBTC was not established for this compound. Currently there is neither an RSL nor a CHHSL established for this constituent.
- 1-Methylnaphthalene was detected in a total of two samples. Concentrations detected were 0.26 mg/kg and 0.522 mg/kg, with the maximum concentration detected in soil boring R19 at 1.5 feet bgs. An RBTC was not established for this constituent; however, the reported concentrations are below the USEPA industrial soil RSL of 99 mg/kg.
- 2, 4, 6-Trichlorophenol was detected in one soil sample at an estimated concentration 0.189J mg/kg, in soil boring R19 at 1.5 feet bgs. An RBTC was not established for this constituent; however, the reported concentration is below the USEPA industrial soil RSL of 160 mg/kg.

#### 4.2.4.4 Metals

The concentrations of metals detected during this investigation at or above their respective RBTC or background concentrations are presented below by detected metal. A total of three metals

were detected in the samples submitted for laboratory analysis. Three of those metals were detected above their respective RBTC or background concentration. A total of 13 metals were not detected above laboratory method detection limits in the samples submitted for laboratory analysis.

- Arsenic was detected in a total of 11 soil samples. Arsenic exceeded the calculated background concentration of 16.6 mg/kg in one primary sample. The detected concentration was 23.9 mg/kg, detected in soil boring V19 at 0.6 feet bgs.
- Lead was detected in a total of 19 samples and one duplicate soil samples. Lead exceeded the RBTC of 320 mg/kg in three primary samples. Concentrations ranged from 1,700 mg/kg to 16,600 mg/kg, with the maximum concentration detected in soil boring M19 at 0.5 feet bgs.
- Mercury was detected in a total of 18 soil samples. Mercury exceeded the RBTC of 0.0043 mg/kg in 17 primary samples and one duplicate sample. Concentrations ranged from 0.037mg/kg to 91.6 mg/kg, with the maximum concentration detected in soil boring U21 at 0.5 feet bgs.

#### 4.2.4.5 Pesticides and Polychlorinated Biphenyls

The concentrations of PCBs detected during this investigation are presented below. One pesticide and three PCBs were detected. The pesticide detection was below the RBTC and the three PCB constituents were detected above their respective RBTC.

- Aroclor-1254 was detected in a total of 13 soil samples. Aroclor-1254 exceeded the RBTC of 0.83 mg/kg in five samples. Concentrations ranged from 1.77 mg/kg to 44.1J mg/kg, with the estimated maximum concentration detected in soil boring L20 at 0.7 feet bgs.
- Aroclor-1248 was detected in a total of seven samples. Aroclor-1254 exceeded the RBTC of 0.83 mg/kg in five samples. Concentrations ranged from 0.88 mg/kg to 100 mg/kg, with the maximum concentration detected in soil boring L20 at 0.7 feet bgs.
- Aroclor-1260 was detected in a total of 12 samples. Aroclor-1260 exceeded the RBTC of 0.83 mg/kg in five samples. Concentrations ranged from 1.12 mg/kg to 16.6 mg/kg, with the maximum concentration detected in soil boring L20 at 0.7 feet bgs.

#### *4.2.5 Results Summary*

A subsurface investigation was performed in the Central Processing Area to investigate potential releases from chemicals stored or processed in this area. Most of the former northern drum storage area, a portion of the former south drum storage area, permitted Tank Farms A, B, CLR, H, G, I, J, K, M, N, and O, and the high temp unit were investigated in accordance with the CSAP. The investigation locations in the former drum storage areas were chosen based on the historic placement of drums on unlined or unpaved surfaces and the potential for the contents of the

drums to be released directly to soil. Historical operations in the Central Processing Area included solvent recycling, fuel blending, bulk chemical handling and chemical storage. Chemicals, if released in these areas, would also likely be found inside the secondary containment units, at and around the low spots.

Soil results in the northern and a portion of the southern Central Processing Area (former north drum storage area and a portion of the south drum storage area) indicate impacts of chemicals throughout the soil column at all depths sampled (shallow, medium and deep sample depths). The predominant constituents detected included, but are not limited to: benzene, ethylbenzene, xylenes, PCE, TCE, PCBs and vinyl chloride. The presence of a range of elevated VOC concentrations is consistent with the history of use in this area.

Soil analytical results in the center of the Central Processing Area (tank farms and high temp unit) indicate chemical impacts in the shallow and medium depth samples collected. The predominant constituents detected included, but are not limited to; ethylbenzene, naphthalene, PCE, TCE, vinyl chlorides and xylenes. The presence of a range of elevated VOC concentrations is consistent with the history of use in this area.

Soil results in the southernmost end and the eastern perimeter of the Central Processing Area indicate little to no impacts to soil. The soil condition in these areas is consistent with the lack of chemical handling and facility processes in these areas.

Soil results throughout the Central Processing Area indicated elevated metal impacts in the shallow soil (ground surface to 3.0 feet bgs). The only metals detected above their respective screening criteria (calculated background value or RBTC) were arsenic, lead, and mercury. Arsenic detected above background and lead detected above its respective RBTC may indicate that these constituents were associated with chemical handling and storage in the Central Processing Areas and subsequently released to soil. Mercury detections may represent either a background metal of concern due to the low calculated RBTC, or may be due to past releases.

Based on the detected concentrations of TPHs, VOCs, PCBs and metals, during this investigation, Site soil data indicate releases have occurred in the historically active chemical process and storage portions of the Central Processing Area; however, data suggest that the southern area had little to no impacts.

### **4.3 Northern Area**

This section describes the results of the investigation conducted in the Northern Area of the Site.

#### *4.3.1 Activities Performed*

As described in the CSAP, four investigation test pits were originally proposed in the Northern Area, within the former Pond Areas. However, upon review of initial soil borings drilled around this area, Iris Environmental concluded that test pits would not provide adequate data for assessing conditions in the former Pond Areas. An alternate approach consisting of an additional



26 soil borings was conducted in accordance with the *Revised Addendum to Comprehensive Site-Wide Sampling and Analysis Plan*, (Iris Environmental, 2011c).

#### 4.3.2 *Field Observations*

Investigative activities conducted in the Northern Area included drilling and sampling 39 borings. The borings were advanced on a uniform grid across the Northern Area, with the exception of the eastern edge where groundwater remediation injection and monitoring wells are located (Figure 3). Multiple borings were advanced to 15 feet bgs to confirm the Bay Mud contact.

The lithology in the Northern Area consists of approximately 5 to 12 inches of concrete, underlain by approximately 1 to 3 feet of sand and gravel fill material. From approximately 3 to 10 feet bgs, soil with debris, including concrete, brick, plastic wastes, paint wastes and chemical sludge were encountered. Bay Mud underlies the waste to the total depth explored.

The waste debris materials were encountered beneath the following areas; the former drum sampling area, the former drum crusher area, the former south drum storage building, the drum pumping area and the liquefaction area. Based on historic aerial photographs this is approximately the same area where the ponds were previously located.

Two cross sectional diagrams were developed for the Northern Area to illustrate the approximate depths and location of the fill material encountered during the investigation (Figure 5). Cross Section A-A' (Figure 6) extends from the southern retaining wall of the former drum sampling area, across the northern fence line, and to an unnamed slough. Cross Section B-B' (Figure 7) was drawn from soil boring G18 to soil boring H24.

The waste materials were encountered between 3 and 10 feet bgs. The approximate depths of the various fill materials encountered are shown in cross sections A-A' and B-B'. Based on the locations and depths of fill material encountered during this investigation, the former ponds may have extended horizontally to the north, east and western property boundaries, and were formerly located approximately 10 to 17 feet below the paved surface. Minimally to non-impacted fill material was encountered predominately along the perimeter of the Site boundary, while the majority of the waste fill and debris materials were encountered in the area of the former ponds.

#### 4.3.3 *Deviations from the CSAP*

Field activities were conducted in accordance with the procedures presented in the CSAP, except for the following deviations:

- Sample depths for the 39 borings were adjusted plus or minus 0.5 to 1.0 feet based on field observations, presence of shallow groundwater, fill materials, and obstructions encountered during drilling operations. The actual sample depths are presented on Table 1;

- Multiple soil borings were advanced in lieu of excavating four test pits to evaluate the Former Pond Area, as discussed above.

#### 4.3.4 *Soil Analytical Data*

A total of 128 samples (112 primary and 16 duplicate) were collected from the 39 borings drilled in the former Pond Area and northern portion of the Site. Tables 2 through 7 present the concentrations of VOCs, petroleum hydrocarbons, SVOCs, metals, pesticides and PCBs in soil. The results from the soil sampling are summarized below, relative to their respective RBTCs, RSLs, or CHHSLs.

##### 4.3.4.1 Petroleum Hydrocarbons

The concentrations of petroleum hydrocarbons detected during this investigation are presented below. RBTCs were not developed for petroleum hydrocarbons.

- GRO was detected in a total of 22 soil samples (20 primary and two duplicates). Concentrations ranged from 0.0538 mg/kg to 17,400 mg/kg, with the maximum concentration detected in soil boring H20 at a depth of 7.0 feet bgs.
- DRO was detected in a total of 24 soil samples (22 primary and two duplicate). Concentrations ranged from 10.1 mg/kg to 25,600 mg/kg with the maximum concentration detected in soil boring H20 at a depth of 7.0 feet bgs.
- MORO was detected in a total of 24 soil samples (22 primary and two duplicate). Concentrations ranged from 14.9 mg/kg to 15,500 mg/kg with the maximum concentration detected in soil boring H20 at 7.0 feet bgs.

##### 4.3.4.2 Volatile Organic Compounds

The concentrations of VOCs detected during this investigation are presented below by chemical. A total of 31 chemical constituents were detected in the samples submitted for laboratory analysis. 24 of those constituents were detected above their respective RBTC. A total of 28 chemical constituents were not detected above laboratory method detection limits in the samples submitted for laboratory analysis.

- Benzene was detected in a total of 27 soil samples. Benzene exceeded the RBTC of 0.013 mg/kg in fifteen primary and one duplicate sample. Detected concentrations above the RBTC ranged from 0.0156 mg/kg to 286J mg/kg with the estimated maximum concentration detected in soil boring E20 at 5.5 feet bgs.
- 2-Butanone (methyl ethyl ketone) was detected in a total of 78 soil samples. 2-Butanone exceeded the RBTC of 5,300 mg/kg in three primary and one duplicate sample. Detected concentrations above the RBTC ranged from 7,070 mg/kg to 19,700 mg/kg with the maximum concentration detected in soil boring E20 at a depth of 5.5 feet bgs.

- Chlorobenzene was detected in a total of 12 soil samples. Chlorobenzene exceeded the RBTC of 4.8 mg/kg in three primary and one duplicate sample. Detected concentrations above the RBTC ranged from 21.9 mg/kg to 157J mg/kg with the estimated maximum concentration detected in soil boring I21 at 8.5 feet bgs.
- Chloroform was detected in one soil sample above the RBTC of 0.0029 mg/kg. The reported concentration was 1.53J mg/kg in soil boring J22 at 5.0 feet bgs.
- 1,2-Dichlorobenzene was detected in a total of 11 soil samples. 1,2-Dichlorobenzene exceeded the RBTC of 51 mg/kg in one primary sample. The reported concentration was 113J mg/kg detected in soil boring F24 at 5.0 feet bgs.
- 1,4-Dichlorobenzene was detected in a total of three soil samples. 1,4-Dichlorobenzene exceeded the RBTC of 0.05 mg/kg in three primary samples. Detected concentrations above the RBTC ranged from 0.0694 mg/kg to 1.41J mg/kg with the estimated maximum concentration detected in soil boring J18 at 9.5 feet bgs.
- 1,1-DCA was detected in a total of 20 soil samples. 1,1-DCA exceeded the RBTC of 0.028 mg/kg in twelve primary and two duplicate samples. Detected concentrations above the RBTC ranged from 0.0662 mg/kg to 182 mg/kg with the maximum concentration detected in soil boring I17 at 8.0 feet bgs.
- 1,2-DCA was detected in a total of 14 soil samples. 1,2-DCA exceeded the RBTC of 0.0088 mg/kg in ten primary and two duplicate samples. Detected concentrations above the RBTC ranged from 4.87 mg/kg to 1,010 mg/kg with the maximum concentration detected in soil boring I21 at 8.5 feet bgs.
- 1,1-DCE was detected in a total of six soil samples. 1,1-DCE exceeded the RBTC of 0.9 mg/kg in five primary samples. Detected concentrations above the RBTC ranged from 1.54 mg/kg to 85.8J mg/kg with the estimated maximum concentration detected in soil boring I23 at 9.0 feet bgs.
- Ethylbenzene was detected in a total of 101 soil samples. Ethylbenzene exceeded the RBTC of 0.075 mg/kg in 79 primary and ten duplicate samples. Detected concentrations above the RBTC ranged from 0.0942 mg/kg to 4,190 mg/kg with the maximum concentration detected in soil boring E20 at 5.5 feet bgs.
- Methylene chloride was detected in a total of two samples above the RBTC of 0.14 mg/kg. The concentrations reported were 110 mg/kg and 1,110 mg/kg with the maximum concentration detected in soil boring G21 at 5.0 feet bgs.
- 4-methyl-2-pentanone (methyl isobutyl ketone) was detected in a total of 22 soil samples. 4-methyl-2-pentanone exceeded the RBTC of 1,600 mg/kg in one duplicate sample. The reported concentration was 3,180J mg/kg detected in soil boring E20 at 5.5 feet bgs.

- Naphthalene was detected in a total of 72 soil samples. Naphthalene exceeded the RBTC of 0.35 mg/kg in 46 primary and six duplicate samples. Detected concentrations above the RBTC ranged from 0.621 mg/kg to 482 mg/kg, with the maximum concentration detected in soil boring TP5 at 3.5 feet bgs.
- Styrene was detected in a total of 16 soil samples. Styrene exceeded the RBTC of 190 mg/kg in three primary and one duplicate sample. Detected concentrations above the RBTC ranged from 237 mg/kg to 1,760 mg/kg with the maximum concentration detected in soil boring E20 at 5.5 feet bgs.
- 1,1,2,2-TCA was detected in one soil sample above the RBTC of 0.021 mg/kg. The reported concentration was 308J mg/kg detected in soil boring I21 at 8.5 feet bgs.
- PCE was detected in a total of 33 soil samples. PCE exceeded the RBTC of 0.0048 mg/kg in 27 primary and five duplicate samples. Detected concentrations above the RBTC ranged from 0.0084 mg/kg to 1,200 mg/kg, with the maximum concentration detected in soil boring I17 at 8.0 feet bgs.
- Toluene was detected in a total of 103 soil samples. Toluene exceeded the RBTC of 220 mg/kg in 27 primary and three duplicate samples. Detected concentrations above the RBTC ranged from 370 mg/kg to 7,770 mg/kg, with the maximum concentration detected in soil boring E20 at 5.5 feet bgs.
- 1, 2, 4-Trichlorobenzene was detected in a total of seven soil samples. 1,2,4-Trichlorobenzene exceeded the RBTC of 2.4 mg/kg in four primary and one duplicate samples. Detected concentrations above the RBTC ranged from 11.6 mg/kg to 118J mg/kg with the estimated maximum concentration detected in soil boring D23 at 2.7 feet bgs.
- 1, 1, 1-TCA was detected in a total of 18 soil samples. 1,1,1-TCA exceeded the RBTC of 35 mg/kg in 11 primary and one duplicate samples. Detected concentrations above the RBTC ranged from 65.7 mg/kg to 841 mg/kg with the maximum concentration detected in soil boring I23 at 9.0 feet bgs.
- 1, 1, 2-TCA was detected in a total of 27 soil samples. 1,1,2-TCA exceeded the RBTC of 0.026 mg/kg in 22 primary and three duplicate samples. Detected concentrations above the RBTC ranged from 5.5 mg/kg to 1,600 mg/kg with the maximum concentration detected in soil boring I21 at 8.5 feet bgs.
- TCE was detected in a total of 57 soil samples. TCE exceeded the RBTC of 0.018 mg/kg in 50 primary and five duplicate samples. Detected concentrations above the RBTC ranged from 0.044 mg/kg to 3,290 mg/kg with the maximum concentration detected at soil boring I21 at 8.5 feet bgs.
- 1,2,4,-Trimethylbenzene was detected in a total of 88 soil samples. 1,2,4-Trimethylbenzene exceeded the RBTC of 0.085 mg/kg in 53 primary and eight duplicate

samples. Detected concentrations above the RBTC ranged from 0.996 mg/kg to 1,940 mg/kg with the maximum concentration detected in soil boring E20 at 5.5 feet bgs.

- Vinyl chloride was detected in a total of six primary soil samples. All six samples were above the RBTC of 0.0025 mg/kg. Detected concentrations above the RBTC ranged from 0.0028 mg/kg to 102J mg/kg with the estimated maximum concentration detected in soil boring I17 at 8.0 feet bgs.
- Xylenes were detected in a total of 107 soil samples. Xylenes exceeded the RBTC of 8.9 mg/kg in 48 primary and seven duplicate samples. Detected concentrations above the RBTC ranged from 9.5 mg/kg to 11,600 mg/kg with the maximum concentration detected in soil boring E20 at 5.5 feet bgs.
- tert-Butyl alcohol (TBA) was detected in a total of 14 soil samples (12 primary and two duplicate samples). Concentrations ranged from 0.01 mg/kg to 0.51J mg/kg with the estimated maximum concentration detected in soil boring F20 at 0.5 feet bgs. An RBTC was not developed for TBA. Currently there is neither an RSL nor a CHHSL established for this constituent.
- n-Butylbenzene was detected in a total of 25 soil samples (21 primary and four duplicate samples). Concentrations ranged from 0.07 mg/kg to 210J mg/kg with the estimated maximum concentration detected in soil boring E20 at 5.5 feet bgs. An RBTC was not developed for n-butylbenzene; however, the reported concentrations are below the USEPA industrial soil RSL of 5,100 mg/kg.
- sec-Butylbenzene was detected in a total of six soil samples (five primary and one duplicate samples). Concentrations ranged from 0.085 mg/kg to 13.8J mg/kg with the estimated maximum concentration detected in soil boring F20 at 5.0 feet bgs. An RBTC was not developed for sec-Butylbenzene. Currently there is neither an RSL nor a CHHSL established for this constituent.
- 2-Chlorotoluene was detected in a total of three soil samples (two primary and one duplicate samples). Concentrations ranged from 44.7 mg/kg to 238 mg/kg with the maximum concentration detected in soil boring E24 at 8.0 feet bgs. An RBTC was not developed for 2-chlorotoluene. Currently there is neither an RSL nor a CHHSL established for this constituent.
- Cymene was detected in a total of 12 soil samples (nine primary and three duplicate samples). Concentrations ranged from 0.0024 mg/kg to 13.2J mg/kg with the estimated maximum concentration detected in soil boring F20 at 5.0 feet bgs. An RBTC was not developed for cymene. Currently there is neither an RSL nor a CHHSL established for this constituent.
- n-Propylbenzene was detected in a total of 42 soil samples (36 primary and six duplicate samples). Concentrations ranged from 0.0025 mg/kg to 298J mg/kg with the estimated

maximum concentration detected in soil boring E20 at 5.5 feet bgs. An RBTC was not developed for n-propylbenzene. Currently there is neither an RSL nor a CHHSL established for this constituent.

- 1,2,3-Trichlorobenzene was detected in a total of two primary samples. The reported concentrations were 31.4 mg/kg and 38.1J mg/kg, with the estimated maximum concentration detected in soil boring D23 at 2.7 feet bgs. An RBTC was not developed for 1,2,3-trichlorobenzene; however, the reported concentrations are below the USEPA industrial soil RSL of 490 mg/kg.

#### 4.3.4.3 Semi-Volatile Organic Compounds

The concentrations of SVOCs detected during this investigation are presented below by chemical. A total of 14 chemical constituents were detected in the samples submitted for laboratory analysis. Two of those constituents were detected above their respective RBTC. 49 chemical constituents were not detected above laboratory method detection limits in the samples submitted for laboratory analysis.

- Bis(2-ethylhexyl)phthalate was detected in a total of 16 soil samples. Bis(2-ethylhexyl)phthalate exceeded the RBTC of 140 mg/kg in five primary and one duplicate samples. Detected concentrations above the RBTC ranged from 209 mg/kg to 1,000 mg/kg with the maximum concentration detected in soil boring H20 at 7.0 feet bgs.
- Isophorone was detected in a total of ten soil samples. Isophorone exceeded the RBTC of 2,000 mg/kg in one primary and one duplicate sample. Detected concentrations above the RBTC were 3,710 mg/kg and 3,860 mg/kg with the maximum concentration detected in soil boring H22 at 3.0 feet bgs.
- Benzoic Acid was detected in a total of five soil samples (four primary and one duplicate samples). Concentrations ranged from 5.46 mg/kg to 30.4 mg/kg, with the maximum concentration detected in soil boring F24 at 5.0 feet bgs. An RBTC was not developed for benzoic acid; however, the reported concentrations are below the USEPA industrial soil RSL of 2,500,000 mg/kg.
- Benzyl alcohol was detected in one primary sample. The estimated concentration reported was 3.56J mg/kg in soil boring F24 at 5.0 feet bgs. An RBTC was not developed for benzyl alcohol; however, the reported concentration is below the USEPA industrial soil RSL of 62,000 mg/kg.
- Carbazole was detected in one primary sample at an estimated concentration of 2.07J mg/kg in soil boring H22 at 6.0 feet bgs. An RBTC was not developed for carbazole. Currently there is neither an RSL nor a CHHSL established for this constituent.
- Diethyl phthalate was detected in a total of three soil samples (two primary and one duplicate sample). Concentrations ranged from 19 mg/kg to 34.9 mg/kg with the

maximum concentration detected in soil boring H22 at 3.0 feet bgs. An RBTC was not developed for Diethyl phthalate; however, the reported concentration is below the USEPA industrial soil RSL of 490,000 mg/kg.

- Dimethyl phthalate was detected in a total of six soil samples (four primary and two duplicate samples). Concentrations ranged from 0.242 mg/kg to 71.5 mg/kg with the maximum concentration detected in soil boring H22 at 3.0 feet bgs. An RBTC was not developed for dimethyl phthalate. Currently there is neither an RSL nor a CHHSL established for this constituent.
- 2,4-Dinitrophenol was detected in one primary sample at a concentration of 450 mg/kg in soil boring F24 at 5.0 feet bgs. An RBTC was not developed for 2,4-dinitrophenol; however, the reported concentration is below the USEPA industrial soil RSL of 1,200 mg/kg.
- Di-n-octylphthalate was detected in a total of 13 soil samples (eleven primary and two duplicate samples). Concentrations ranged from 0.49 mg/kg to 3,100 mg/kg with the maximum concentration detected in soil boring H20 at 7.0 feet bgs. An RBTC was not developed for di-n-octyl phthalate. Currently there is neither an RSL nor a CHHSL established for this constituent.
- Diphenylamine was detected in a total of five soil samples (four primary and one duplicate samples). Concentrations ranged from 0.14 mg/kg to 5.86J mg/kg, with the estimated maximum concentration detected in soil boring H20 at 7.0 feet bgs. An RBTC was not developed for diphenylamine; however, the reported concentration is below the USEPA industrial soil RSL of 15,000 mg/kg.
- Hexachlorobenzene was detected in a total of six soil samples (four primary and two duplicate samples). Concentrations ranged from 0.4 mg/kg to 7.59J mg/kg, with the estimated maximum concentration detected in soil boring H22 at 3.0 feet bgs. An RBTC was not developed for hexachlorobenzene; however, four of the reported concentrations are slightly above the USEPA industrial soil RSL of 1.1 mg/kg. These concentrations were detected at the following locations; H20 at 0.5 feet bgs, H22 at 3.0 feet bgs (primary and duplicate samples), and J22 at 5.0 feet bgs.
- 1-Methylnaphthalene was detected in a total of eight soil samples (six primary and two duplicate samples). Concentrations ranged from 0.23 mg/kg to 36.3J mg/kg, with the estimated maximum concentration detected in soil boring H22 at 3.0 feet bgs. An RBTC was not developed for 1-methylnaphthalene; however, the reported concentration is below the USEPA industrial soil RSL of 99 mg/kg.
- Pentachlorophenol was detected in one soil sample at a concentration of 22.8 mg/kg in boring F24 at 5.0 feet bgs. An RBTC was not developed for pentachlorophenol;

however, the reported concentration is slightly above the industrial soil CHHSL of 13 mg/kg.

- Phenanthrene was detected in a total of four soil samples (three primary and one duplicate sample). Concentrations ranged from 0.40 mg/kg to 4.13J mg/kg, with the estimated maximum concentration detected in soil boring H22 at 6.0 feet bgs. An RBTC was not developed for phenanthrene. Currently there is neither an RSL nor a CHHSL established for this constituent.

#### 4.3.4.4 Metals

The concentrations of metals detected at or above their respective RBTCs during this investigation are presented below by detected metal. Three metals were detected in the samples submitted for laboratory analysis and three metals exceeded their respective RBTC or background concentration. The remainder of the metals analyzed were not detected at or above the laboratory method detection limits.

- Arsenic was detected in a total of 77 soil samples. Arsenic exceeded the calculated arsenic background of 16.6 mg/kg in five primary samples. Detected concentrations above the calculated background concentration ranged from 18 mg/kg to 35.7 mg/kg, with the maximum concentration detected in soil boring F20 at 8.5 feet bgs.
- Lead was detected in a total of 86 soil samples. Lead exceeded the RBTC of 320 mg/kg in 23 primary and one duplicate samples. Detected concentrations above the RBTC ranged from 338 mg/kg to 16,600 mg/kg, with the maximum concentration detected in soil boring I19 at 7.0 feet bgs.
- Mercury was detected in a total of 61 soil samples. Mercury exceeded the RBTC of 0.0043 mg/kg in 55 primary and six duplicate samples. Detected concentrations above the RBTC ranged from 0.041 mg/kg to 10.7 mg/kg, with the maximum concentration detected in soil boring I17 at 8.0 feet bgs.

#### 4.3.4.5 Pesticides and Polychlorinated Biphenyls

The pesticides and PCBs detected during this investigation are presented below. No pesticides were detected above their respective RBTCs. The detected PCBs are presented below.

- Aroclor-1254 was detected in a total of 15 primary soil samples. Aroclor-1254 exceeded the RBTC of 0.83 mg/kg in ten primary samples. Detected concentrations above the RBTC ranged from 1.05 mg/kg to 490 mg/kg, with the maximum concentration detected in soil boring H20 at 7.0 feet bgs.
- Aroclor-1260 was detected in nine primary samples. Aroclor-1260 exceeded the RBTC of 0.83 mg/kg in two primary samples. Detected concentrations above the RBTC ranged from 0.87 mg/kg to 6.5 mg/kg, with the maximum concentration detected in soil boring J16 at 5.0 feet bgs.



- Aroclor-1248 was detected above the RBTC of 0.83 mg/kg in one primary sample at a concentration of 1.37 mg/kg in soil boring J20 at 8.5 feet bgs.

#### 4.3.5 *Results Summary*

The Northern Area is impacted by chemicals released historically during settling pond operations and by the poor condition of fill materials used to backfill the ponds. It appears that the chemical waste placed in the ponds remains there today. The areas of impacts are bounded on the north by the former levees. The southern portion of the Northern Area is also impacted, likely due to a mix of past waste handling practices between processing, storage and pond use.

Waste materials and debris were encountered beneath the following areas; the former drum sampling area, the former drum crusher area, the former south drum storage building, the drum pumping area and the liquefaction area. Based on historic aerial photographs this is approximately the same area where the ponds were previously located.

Soil analytical results indicate that the soil has been impacted in the Northern Area. The predominant detected compounds were VOCs and metals. The highest VOC concentrations of these chemical constituents were detected in the deeper soil samples. This data indicates that the impacts to the soil in this area may be related with the historical uses and backfill operations.

In addition, soil results throughout the Northern Area indicate metal impacts in the shallow, medium and deep sampled intervals (ground surface to 3.0 feet bgs, 3.0 to 6.0 bgs and 6.0 to 10.0 bgs, respectively). The only metals detected above their respective screening criteria (calculated background value or RBTC) are arsenic, lead, and mercury. Arsenic detected above background and lead and mercury detected above their respective RBTCs may indicate that these constituents were associated with chemical handling and storage in this area or the waste fill material used to fill in the former ponds.

#### 4.4 **Truck Wash Area**

This section describes the results of the investigation conducted in the Truck Wash Area of the Site.

##### 4.4.1 *Activities Performed*

Investigative activities conducted in the Truck Wash Area of the Site included the drilling and sampling of three borings. Two of the borings were located immediately adjacent to the sumps and one boring was located along the outer edge of the containment area.

##### 4.4.2 *Deviations from the CSAP*

Field activities were conducted in accordance with the procedures presented in the CSAP, except for the following deviations:

- Sample depths for the three borings were adjusted plus or minus 0.5 feet based on field observations and obstructions encountered during drilling operations.

- The proposed number of samples to be collected was adjusted in some locations based on soil conditions and materials encountered during sampling activities. See Table 1 for a complete list of proposed and final samples collected during this investigation.

#### 4.4.3 *Field Observations*

In general, the area is covered in concrete and the concrete thickness varied from approximately six inches to ten inches. Gravel fill was encountered below the concrete and ranged from zero to seven inches thick. Soil consisting of silt, fine grained sand and silty sand was encountered below the gravel fill to the total explored depth of approximately 8.0 feet. Groundwater was not encountered in any of the borings advanced.

#### 4.4.4 *Soil Analytical Data*

A total of nine primary soil samples were collected from the three borings drilled in the Truck Wash Area. Tables 2 through 7 present the concentrations of petroleum hydrocarbons, VOCs, SVOCs, metals, pesticides and PCBs. The results from the soil sampling are summarized below, relative to their respective RBTC's, RSL's, or CHHSL's if a numerical value has been established.

The soil sampling laboratory analytical results are discussed below.

##### 4.4.4.1 Petroleum hydrocarbons

The concentrations of petroleum hydrocarbons detected during this investigation are presented below. RBTCs were not developed for petroleum hydrocarbons.

- GRO was detected in one primary soil sample. The reported concentration was 0.9 mg/kg in soil boring Z 16/17 at 0.9 feet bgs.
- DRO was detected in one primary soil sample. The reported concentration was 6.65J mg/kg in soil boring Z 16/17 at 0.9 feet bgs.

##### 4.4.4.2 Volatile Organic Compounds

The concentrations of VOCs detected during this investigation are presented below by detected chemical. Five VOCs were detected in the samples submitted for laboratory analysis and one exceeded its respective RBTC. The remainder of the VOCs analyzed were not detected at or above the laboratory method detection limit.

- Vinyl chloride was detected in a total of two primary soil samples. Vinyl chloride exceeded the RBTC of 0.0025 mg/kg in one of the primary samples. The reported concentration was 0.014 mg/kg, in soil boring Z 16,17 at 3.4 feet bgs.
- Tertiary amyl methyl ether was detected in one primary sample at a concentration of 0.0057 mg/kg, in soil boring Z 16,17 at 3.4 feet bgs. An RBTC was not developed for this constituent. Currently there is neither an RSL nor a CHHSL established for this constituent.

- Tertiary butyl alcohol was detected in a total of two primary samples. Concentrations were 0.0105 mg/kg and 0.015J mg/kg, with the estimated maximum concentration detected in soil boring Y17 at 3.4 feet bgs. An RBTC was not developed for this constituent. Currently there is neither an RSL nor a CHHSL established for this constituent.
- Di-isopropyl Ether was detected in one primary sample at an estimated concentration of 0.0012J mg/kg in soil boring Z 16,17 at 3.4 feet bgs. An RBTC was not developed for this constituent; however, the reported concentration is below the USEPA industrial soil RSL of 10,000 mg/kg.
- n-Propylbenzene was detected in a total of two primary soil samples. Concentrations detected were 0.002 mg/kg and 0.0023J mg/kg, with the estimated maximum concentration detected in soil boring Z 16,17 at 3.4 feet bgs. An RBTC was not developed for this constituent. Currently there is neither an RSL nor a CHHSL established for this constituent.

#### 4.4.4.3 Semi-Volatile Organic Compounds

No SVOCs were detected at or above the laboratory method detection limits.

#### 4.4.4.4 Metals

The concentrations of metals detected at or above their respective RBTCs or background concentrations are presented below by metal.

- Arsenic was detected in a total of six primary soil samples. Arsenic exceeded the calculated background value of 16.6 mg/kg in two primary samples. Reported concentrations were 32.0 mg/kg and 52.4 mg/kg, with the maximum concentration detected in soil boring Z 16,17 at 3.4 feet bgs.
- Mercury was detected in a total of four primary soil samples. Mercury exceeded the RBTC of 0.0043 mg/kg in all four samples. Concentrations above the RBTC ranged from 0.038 mg/kg to 0.14 mg/kg, with the maximum concentration detected in soil boring Z 16,17 at 0.9 feet bgs.

#### 4.4.4.5 Pesticides and Polychlorinated Biphenyls

Two pesticides were detected in the samples submitted for laboratory analysis; however, reported concentrations were below their respective RBTC's. No other pesticides were detected above laboratory method detection limits. PCBs were not detected above laboratory method detection limits in the samples submitted for laboratory analysis.

#### 4.4.5 Results Summary

Soil results in the Truck Wash Area indicate only minor impacts to soil. The soil in this area was anticipated to be relatively non-impacted based on the lack of chemical handling and the facility processes conducted.

Based on the absence of elevated VOCs, (with the exception of the low level detection of vinyl chloride), SVOCs and the low concentrations of petroleum hydrocarbons detected, it does not appear that a significant release of organic chemicals has occurred in the Truck Wash Area.

However, metals were detected in the shallow, medium and deep sampled intervals (ground surface to 0.5 feet bgs, 2.5 to 3.0 bgs and 5.5 to 6.0 bgs, respectively). The only metals detected above their respective screening criteria (calculated background value or RBTC) are arsenic and mercury.

### 4.5 Western Area

The Western Area of the Site is located west and southwest of the Central Processing Area and consists of Tank farm "Q", the west storage building #2, the west storage lot and facility maintenance building, a portion of the former south drum storage area, and a portion of the former off site auto wrecking yard (Figure 2).

#### 4.5.1 Activities Performed

Investigative activities conducted in the Western Area included the drilling and sampling of 49 borings. In general, the borings were located systematically throughout the Western Area (Figure 3).

#### 4.5.2 Deviations from the CSAP

Field activities were conducted in accordance with the procedures presented in the CSAP, except for the following deviations:

- Sample depths for the 49 borings were adjusted plus or minus 0.5 to 1.0 feet based on field observations and obstructions encountered during drilling operations.
- Soil boring P1 was relocated approximately 75 feet north of its original location, in attempts to investigate possible impacts from a sump drain.

#### 4.5.3 Field Observations

The soil conditions encountered varied significantly between Tank farm Q and the remainder of the Western Area.

Tank farm Q was constructed approximately three to four feet below the surrounding grade. The floor of Tank farm Q is entirely covered in concrete approximately eight to ten inches thick. Each tank sat on an approximately one foot high hexagonal elevated concrete pad or curb. Each pad was covered in concrete and each curbed area was filled with sand. One area of the floor

was cut in the shape of a tank pad but was only filled with sand flush to the containment area floor. The remaining concrete pads were cast with concrete. Sand fill was encountered below the concrete pads and ranged from 1 inch to 12 inches thick. Soil consisting of silt, fine to coarse grained sand and silty sand was encountered below the sand fill to the total explored depth of approximately eight feet bgs. Strong odors were noted from approximately two to eight feet bgs. Groundwater was not encountered in every boring advanced, however; evidence of groundwater was typically observed at approximately seven feet below the floor of the below grade containment.

In general, the remainder of the Western Area outside of Tank farm Q is covered in concrete and the concrete thickness varied from approximately six inches to ten inches thick. Gravel fill was encountered below the concrete and ranged from zero to six inches thick. Soil consisting of silts, fine to coarse grained sands and silty sands were encountered below the gravel fill to the total advanced depth of approximately eight feet bgs. Odors in soil were rarely noted in the remainder of the Western Area. Groundwater was not encountered in every boring advanced, however; evidence of groundwater was typically observed at approximately seven feet bgs.

#### *4.5.4 Soil Analytical Data*

A total of 154 samples (142 primary and 12 duplicates) were collected from the 49 borings advanced in the Western Area of the Site. Tables 2 through 7 present the concentrations of petroleum hydrocarbons, VOCs, SVOCs, metals, pesticides and PCBs. The results from the soil sampling are summarized below, relative to their respective RBTCs, RSLs, or CHHSLs, if a numerical value has been established.

The soil sampling laboratory analytical results are discussed below.

##### 4.5.4.1 Petroleum Hydrocarbons

The concentrations of petroleum hydrocarbons detected during this investigation are presented below. RBTCs were not developed for petroleum hydrocarbons.

- GRO was detected in a total of 27 soil samples (24 primary and three duplicate samples). Concentrations ranged from 0.0616 mg/kg to 557 mg/kg, with the maximum concentration detected in soil boring OP-9 at 0.5 feet bgs
- DRO was detected in a total of 73 soil samples (66 primary and seven duplicate samples). Concentrations ranged from 5.02 mg/kg to 9,500 mg/kg, with the maximum concentration detected in soil boring S2 at 3.0 feet bgs.
- MORO was detected in a total of 52 soil samples (45 primary and seven duplicate samples). Concentrations ranged from 10.4 mg/kg to 4,160 mg/kg, with the maximum concentration detected in soil boring V5 at 1.0 feet bgs

#### 4.5.4.2 Volatile Organic Compounds

The concentrations of VOCs detected during this investigation are presented below by chemical. Twenty five chemical constituents were detected in the samples submitted for laboratory analysis and detected concentrations in 16 samples exceeded their respective RBTCs.

- Benzene was detected in a total of 18 soil samples. Benzene exceeded the RBTC of 0.013 mg/kg in ten samples. Concentrations above the RBTC ranged from 0.0643 mg/kg to 6.77 mg/kg, with the maximum concentration detected in soil boring R10 at 6.0 feet bgs.
- Chloroform was detected in a total of two samples. Chloroform exceeded the RBTC of 0.0029 mg/kg in both samples. Concentrations above the RBTC detected were 0.476 mg/kg and 27.4J mg/kg, with the estimated maximum concentration detected in soil boring O8 at 1.2 feet bgs.
- 1,1-DCA was detected in a total of 27 soil samples. 1,1-DCA exceeded the RBTC of 0.028 mg/kg in 22 samples. Concentrations above the RBTC ranged from 0.0327 mg/kg to 103 mg/kg, with the maximum concentration detected in soil boring O8 at 1.2 feet bgs.
- 1,1-DCE was detected in a total of 16 soil samples. 1,1-DCE exceeded the RBTC of 0.9 mg/kg in five samples. Concentrations above the RBTC ranged from 1.11 mg/kg to 31.4J mg/kg, with the estimated maximum concentration detected in soil boring O8 at 1.2 feet bgs.
- Ethylbenzene was detected in a total of 39 soil samples. Ethylbenzene exceeded the RBTC of 0.075 mg/kg in 31 primary samples and three duplicate samples. Concentrations above the RBTC ranged from 0.117 mg/kg to 484 mg/kg, with the maximum concentration detected in soil boring O8 at 1.2 feet bgs.
- Methylene chloride was detected in a total of nine primary samples. Methylene chloride exceeded the RBTC of 0.14 mg/kg in all nine samples. Concentrations above the RBTC ranged from 0.178 mg/kg to 57.4JB mg/kg, with the estimated maximum concentration detected in soil boring O8 at 1.2 feet bgs.
- Naphthalene was detected in a total of eleven soil samples. Naphthalene exceeded the RBTC of 0.35 mg/kg in five primary samples. Concentrations above the RBTC ranged from 0.39 mg/kg to 16.3J mg/kg, with the estimated maximum concentration detected in soil boring O8 at 1.2 feet bgs.
- 1,1,2,2- TCA was detected in a total of three primary samples. 1,1,2,2- TCA exceeded the RBTC of 0.021 mg/kg in all three samples. Concentrations above the RBTC ranged from 0.0497 mg/kg to 12.6 mg/kg, with the maximum concentration detected in soil boring OP7,8 at 1.3 feet bgs.

- PCE was detected in a total of 34 soil samples. PCE exceeded the RBTC of 0.0048 mg/kg in 27 primary samples and two duplicate samples. Concentrations above the RBTC ranged from 0.0055 mg/kg to 979E mg/kg, with the estimated maximum concentration detected in soil boring R10 at 6.0 feet bgs.
- Toluene was detected in a total of 35 soil samples. Toluene exceeded the RBTC of 220 mg/kg in eight primary samples and two duplicate samples. Concentrations above the RBTC ranged from 229 mg/kg to 1,810E mg/kg, with the estimated maximum concentration detected in soil boring O8 at 1.2 feet bgs.
- 1, 1, 1-TCA was detected in a total of 21 soil samples. 1,1,1-TCA exceeded the RBTC of 35 mg/kg in four primary samples. Concentrations above the RBTC ranged from 377 mg/kg to 1,190 mg/kg, with the maximum concentration detected in soil boring OP7, 8 at 1.3 feet bgs.
- 1, 1, 2-TCA was detected in a total of four soil samples. 1, 1, 2-TCA exceeded the RBTC of 0.026 mg/kg in two primary samples and one duplicate sample. Concentrations above the RBTC ranged from 0.659 mg/kg to 11.7J mg/kg, with the estimated maximum concentration detected in soil boring N7 at 0.3 feet bgs.
- TCE was detected in a total of 53 soil samples. TCE exceeded the RBTC of 0.018 mg/kg in 29 primary samples. Concentrations above the RBTC ranged from 0.0217 mg/kg to 723 mg/kg, with the maximum concentration detected in soil boring QR7, 8 at 1.0 feet bgs.
- 1,2,4,-Trimethylbenzene was detected in a total of 38 soil samples. 1,2,4,-Trimethylbenzene exceeded the RBTC of 0.85 mg/kg in 17 primary samples and three duplicate samples. Concentrations above the RBTC ranged from 1.14 mg/kg to 149 mg/kg, with the maximum concentration detected in soil boring O8 at 1.2 feet bgs.
- Vinyl chloride was detected in a total of 18 soil samples. Vinyl chloride exceeded the RBTC of 0.0025 mg/kg in 14 primary samples and one duplicate sample. Concentrations above the RBTC ranged from 0.0031 mg/kg to 1.02 mg/kg, with the maximum concentration detected in soil boring R10 at 6.0 feet bgs.
- Xylenes were detected in a total of 40 soil samples. Xylenes exceeded the RBTC of 8.9 mg/kg in 16 primary samples and two duplicate samples. Concentrations above the RBTC ranged from 10.1 mg/kg to 1,760 mg/kg, with the maximum concentration detected in soil boring O8 at 1.2 feet bgs.
- Bromobenzene was detected in a total of five primary samples. Concentrations ranged from 0.0067 mg/kg to 152 mg/kg, with the maximum concentration detected in soil boring Q10 at 2.0 feet bgs. An RBTC was not developed for this constituent; however, the reported concentrations are below the USEPA industrial soil RSL of 1,800 mg/kg.

- tert-Butyl alcohol was detected in a total of two primary samples. Concentrations were 0.0561 mg/kg and 0.111 mg/kg, with the maximum concentration detected in soil boring O8 at 6.7 feet bgs. An RBTC was not developed for this constituent. Currently there is neither an RSL nor a CHHSL established for this constituent.
- n-Butylbenzene was detected in a total of ten soil samples (nine primary and one duplicate sample). Concentrations ranged from 0.0013 mg/kg to 4.84J mg/kg, with the estimated maximum concentration detected in soil boring OP7, 8 at 1.3 feet bgs. An RBTC was not developed for this constituent; however, the reported concentrations are below the USEPA industrial soil RSL of 51,000 mg/kg.
- sec-Butylbenzene was detected in a total of seven soil samples (six primary samples and one duplicate sample). Concentrations ranged from 0.0013 mg/kg to 1.03J mg/kg, with the estimated maximum concentration detected in soil boring QR7, 8 at 1.0 feet bgs. An RBTC was not developed for this constituent. Currently there is neither an RSL nor a CHHSL established for this constituent.
- tert-Butylbenzene was detected in one primary sample at an estimated concentration of 0.0021J mg/kg in boring PQ8 at 6.8 feet bgs. Currently there is neither an RSL nor a CHHSL established for this constituent.
- 2-Chlorotoluene was detected in one primary sample at an estimated concentration of 0.16J mg/kg in soil boring PQ8 at 1.3 feet bgs. An RBTC was not developed for this constituent. Currently there is neither an RSL nor a CHHSL established for this constituent.
- Cymene was detected in a total of seven soil samples (six primary and one duplicate sample). Concentrations ranged 0.0011 mg/kg to 1.5J mg/kg, with the estimated maximum concentration detected in soil boring QR8, 9 at 3.4 feet bgs. An RBTC was not developed for this constituent. Currently there is neither an RSL nor a CHHSL established for this constituent.
- Dichlorodifluoromethane was detected in one primary sample. The estimated concentration was 0.0123J mg/kg in soil boring O8 at 6.7 feet bgs. An RBTC was not developed for this constituent; however, the reported concentration is below the USEPA industrial soil RSL of 400 mg/kg.
- n-Propylbenzene was detected in a total of 24 soil samples (22 primary and two duplicate samples). Concentrations ranged from 0.0018 mg/kg to 27.3J mg/kg, with an estimated maximum concentration detected in soil boring O8 at 1.2 feet bgs. An RBTC was not developed for this constituent. Currently there is neither an RSL nor a CHHSL established for this constituent.



#### 4.5.4.3 Semi-Volatile Organic Compounds

The concentrations of SVOCs detected are presented below by chemical. Five chemical constituents were detected in the samples submitted for laboratory analysis and one exceeded its respective RBTC.

- Benzoic Acid was detected in one primary sample at a reported concentration of 1.22 mg/kg, in soil boring OP9 at 0.5 feet bgs. An RBTC was not established for this constituent; however, the reported concentration is below the USEPA industrial soil RSL of 2,500,000 mg/kg.
- 2,4-Dimethylphenol was detected in one duplicate sample at an estimated concentration of 0.21J mg/kg in soil boring N7 at 0.3 feet bgs. An RBTC was not established for this constituent; however, the reported concentration is below the USEPA industrial soil RSL of 12,000 mg/kg.
- Di-n-octyl phthalate was detected in three primary samples. Concentrations ranged from 0.30 mg/kg to 3.13J mg/kg, with the estimated maximum concentration detected in soil boring BB2 at 1.5 feet bgs. An RBTC was not developed for this constituent. Currently there is neither an RSL nor a CHHSL established for this constituent.
- 1-Methylnaphthalene was detected in a total of two soil samples (one primary and one duplicate sample). Concentrations detected were 0.18 mg/kg and 0.33J mg/kg, with the estimated maximum concentration detected in soil boring OP9 at 0.5 feet bgs. An RBTC was not established for this constituent; however, the reported concentrations are below the USEPA industrial soil RSL of 99 mg/kg.
- Phenanthrene was detected in one primary sample at an estimated concentration of 0.22J mg/kg in soil boring OP9 at 0.5 feet bgs. An RBTC was not developed for this constituent. Currently there is neither an RSL nor a CHHSL established for this constituent.

#### 4.5.4.4 Metals

The concentrations of metals detected at or above their respective RBTCs are presented below.

- Lead was detected in a total of 82 soil samples. Lead exceeded the RBTC of 320 mg/kg in one primary sample. The reported concentration was 357 mg/kg in soil boring V5 at 1.0 feet bgs.
- Mercury was detected in a total of 18 soil samples. Mercury exceeded the RBTC of 0.0043 mg/kg in 16 primary and two duplicate samples. Concentrations above the RBTC ranged from 0.039 mg/kg to 0.48 mg/kg, with the maximum concentration detected in soil boring M2 at 0.9 feet bgs.

- Total chromium was detected in a total of 109 soil samples (100 primary samples and nine duplicate samples). Concentrations ranged from 20.5 mg/kg to 994 mg/kg, with the maximum detected concentration found in soil boring AA12 at 3.5 feet bgs.

#### 4.5.4.5 Pesticides and Polychlorinated Biphenyls

The concentrations of detected PCBs are presented below. No pesticides were detected in the Western Area.

- Aroclor-1248 was detected in a total of ten soil samples (nine primary samples and one duplicate sample). Aroclor-1248 exceeded the RBTC of 0.83 mg/kg in four primary samples. Concentrations above the RBTC ranged from 0.934mg/kg to 161 mg/kg, with the maximum concentration detected in soil boring N6 at 0.8 feet bgs.
- Aroclor-1254 was detected in a total of eleven soil samples. Aroclor-1254 exceeded the RBTC of 0.83 mg/kg in one primary sample. The reported concentration was 4.92 mg/kg, detected in soil boring M2 at 0.9 feet bgs.
- Aroclor-1260 was detected in a total of nine soil samples (eight primary samples and one duplicate sample). Aroclor-1260 exceeded the RBTC of 0.83 mg/kg in one primary sample. The reported concentration was 1.65 mg/kg, detected in sample M2 at 0.9 feet bgs.

#### *4.5.5 Results Summary*

A subsurface investigation was performed in the Western Area to investigate potential releases from chemicals storage and former auto wrecking operations in this area.

Soil samples collected beneath Tank farm Q indicate elevated concentrations (above their respective RBTC's) of multiple constituents including the following; benzene, toluene, ethylbenzene, xylenes, PCE and TCE. The elevated detections were found in the shallow (0 to 0.5 feet bgs), medium (2.5 to 3.0 feet bgs) and deep (5.5 to 6.0 feet bgs) sample intervals (as measured from the below grade floor of the containment).

Results from samples collected between Tank farm Q and the West Storage Building indicated the presence of gasoline, diesel and motor oil range organics. The detections were found in the shallow and medium sample intervals. These data indicates that impacts to the soil in this area may be attributed to the historic auto wrecking yard operations or processing wastes from operations.

Soil results from samples collected inside and outside of the West Storage Building indicated only a few samples with elevated levels of TCE and PCE. The elevated detections were predominantly found in the shallow (0 to 0.5 feet bgs) samples inside the building's containment area. This data suggests that minor releases from Site operations may have occurred in this area.

Soil results from samples collected in the truck and facility maintenance building as well as the west storage lot indicate the presence of gasoline, diesel and motor oil range organics, and TCE.

The detections were found predominantly at the shallow and medium sample depths, with some detections of TCE in the deep samples. These data suggest that impacts to soil in this area may have been due to the historic auto wrecking yard activities and to past Site operations.

Soil results in the entire Western Area indicate metal impacts in the shallow sample intervals. The only metals detected above their respective RBTCs are lead and mercury.

#### **4.6 Panhandle and Eastern Area**

This section describes the results of the investigation conducted in the Panhandle and eastern portion of the Site. The Panhandle and eastern portion of the Site encompasses the area directly east of the Central Processing Area and extending south to Bay Road. Included in this area are a former office building, an office and laboratory building, a septic tank (SWMU #3), a runoff sump separator (SWMU # 4), an elevated parking area, and the driveway and adjacent undeveloped land (former area of historic auto wrecking operations). The Panhandle and Eastern Area is shown on Figure 2.

The septic tank is located adjacent to the northern-most office building and is discussed further in Section 4.7.

##### *4.6.1 Activities Performed*

Investigation activities conducted in the Panhandle and Eastern Area of the Site included advancing 24 soil borings and collecting soil samples. In general, the borings were located in the undeveloped area and in and around the office and laboratory buildings (Figure 3). Groundwater was samples at the request of the Joint Agencies to assess whether groundwater containing chemical constituents is migrating toward the historic auto wrecking portions of this area.

##### *4.6.2 Deviations from the CSAP*

Field activities were conducted in accordance with the CSAP, except for the following deviations:

- Sample depths for the 24 borings were adjusted plus or minus 0.5 to 1.0 feet based on field observations and obstructions encountered during drilling operations.
- The location of soil Boring P25 was slightly adjusted in order to better investigate the septic tank.
- The location of soil boring P27 was slightly adjusted in order to better investigate the run-off sump separator.
- The location of soil boring Bb19 was slightly adjusted due to the presence of office trailers over the original location.
- The location of soil boring M19 was slightly adjusted to avoid onsite groundwater remediation injection wells.

#### 4.6.3 *Field observations*

With the exception of the gravel and grass-covered areas in the Panhandle Area, the remainder of the Panhandle and Eastern Area is covered in concrete and the concrete thickness varied from approximately five inches to seven inches. Gravel fill was encountered below the concrete and ranged from 1 to 30 inches thick. Soil, consisting of silt, fine to coarse grained sands and silty sand was encountered below the gravel fill to the total explored depth of approximately seven feet. Strong odors were observed from approximately 1 to 3 feet bgs in soil boring N25 and N26. Groundwater was not encountered in every boring advanced, however; evidence of groundwater was typically observed at approximately 6 feet bgs, with the exception of boring N25 where groundwater was encountered at 4.9 feet bgs.

#### 4.6.4 *Soil Analytical Data*

A total of 78 samples (64 primary and 14 duplicate) were collected from the 24 borings advanced. Tables 2 through 7 present the concentrations of petroleum hydrocarbons, VOCs, SVOCs, metals, pesticides and PCBs. The results from the soil sampling are summarized below.

##### 4.6.4.1 Petroleum Hydrocarbons

The concentrations of petroleum hydrocarbons detected during this investigation are presented below. RBTCs were not developed for petroleum hydrocarbons.

- GRO was detected in 2 primary samples. Concentrations detected were 0.423 mg/kg and 1,130 mg/kg, with the maximum concentration detected in soil boring N25 at 0.9 feet bgs.
- DRO was detected in a total of 27 samples (24 primary samples and three duplicate samples). Concentrations ranged from 5.07 mg/kg to 1,880 mg/kg, with the maximum concentration detected in soil boring N25 at 0.9 feet bgs.
- MORO was detected in a total of 24 soil samples (21 primary and three duplicate samples). Concentrations ranged from 19.7 mg/kg to 2,220 mg/kg, with the maximum concentration detected in soil boring N25 at 0.9 feet bgs.

##### 4.6.4.2 Volatile Organic Compounds

The concentrations of VOCs detected during this investigation are presented below by chemical. Eleven chemical constituents were detected in the samples submitted for laboratory analysis and five chemical constituents exceeded their respective RBTCs.

- Benzene was detected in a total of nine soil samples. Benzene exceeded the RBTC of 0.013 mg/kg in one primary sample. The reported concentration was 0.024 mg/kg in soil boring R24 at 3.0 feet bgs.

- 1,1-DCA was detected in a total of 16 soil samples. 1,1-DCA exceeded the RBTC of 0.028 mg/kg in one primary sample at a concentration of 0.041 mg/kg in soil boring N26 at 6.5 feet bgs.
- Ethylbenzene was detected in a total of seven soil samples. Ethylbenzene exceeded the RBTC of 0.075 mg/kg in two primary samples and one duplicate sample. Concentrations above the RBTC ranged from 0.0839 mg/kg to 1.55J mg/kg, with the estimated maximum concentration detected in soil boring N25 at 0.9 feet bgs.
- 1,2,4,-Trimethylbenzene was detected in a total of six soil samples. 1,2,4 trimethylbenzene exceeded the RBTC of 0.085 mg/kg in one primary sample. The reported concentration was 27 mg/kg, in soil boring N25 at 0.9 feet bgs.
- Vinyl chloride was detected in a total of four soil samples. Vinyl chloride exceeded the RBTC of 0.0025 mg/kg in two primary samples. Concentrations above the RBTC ranged from 0.0027 mg/kg to 0.0047 mg/kg, with the maximum concentration detected in soil boring V26 at 3.4 feet bgs.
- tert-Butyl alcohol (TBA) was detected in a total of four soil samples (three primary samples and one duplicate sample). Concentrations ranged from 0.0098 mg/kg to 0.0343 mg/kg, with the maximum concentration detected in soil boring Z27 at 6.5 feet bgs. An RBTC was not developed for this constituent. Currently there is neither an RSL nor a CHHSL established for this constituent.
- n-Butylbenzene was detected in one primary sample at a reported concentration of 2.69 mg/kg in soil boring N25 at 0.9 feet bgs. An RBTC was not developed for this constituent; however, the reported concentration is below the USEPA industrial soil RSL of 51,000 mg/kg.
- sec-Butylbenzene was detected in one primary sample at a reported concentration of 2.31 mg/kg in soil boring N25 at 0.9 feet bgs. An RBTC was not developed for this constituent. Currently there is neither an RSL nor a CHHSL established for this constituent.
- Cymene was detected in one primary sample at an estimated concentration of 2.18J mg/kg in soil boring N25 at 0.9 feet bgs. An RBTC was not developed for this constituent. Currently there is neither an RSL nor a CHHSL established for this constituent.
- Di-isopropyl ether was detected in a total of three soil samples (two primary samples and one duplicate sample). Concentrations ranged from 0.0017 mg/kg to 0.002J mg/kg, with the estimated maximum concentration detected in soil boring N26 at both 3.5 feet bgs and 6.5 feet bgs. An RBTC was not developed for this constituent; however the reported concentrations are below the USEPA industrial soil RSL of 10,000 mg/kg.
- n-Propylbenzene was detected in a total of four soil samples (three primary samples and one duplicate sample). Concentrations ranged from 0.0021 mg/kg to 4.67 mg/kg, with the

maximum concentration detected in soil boring N25 at 0.9 feet bgs. An RBTC was not developed for this constituent. Currently there is neither an RSL nor a CHHSL established for this constituent.

#### 4.6.4.3 Semi-Volatile Organic Compounds

The concentrations of SVOCs detected during this investigation are presented below by chemical. Eleven chemical constituents were detected in the samples submitted for laboratory analysis; however, detected concentrations were below their respective RBTC's or RSL.

- Anthracene was detected in one primary sample at an estimated concentration of 1.71J mg/kg in soil boring KK26 at 0.1 feet bgs. An RBTC was not established for this constituent; however, the reported concentration is below the USEPA industrial soil RSL of 10,000 mg/kg.
- Benzo(a)anthracene was detected in one primary sample at an estimated concentration of 4.63J mg/kg in soil boring KK26 at 0.1 feet bgs. An RBTC was not established for this constituent; however, the reported concentration is slightly above the USEPA industrial soil RSL of 2.1 mg/kg.
- Benzo(a)pyrene was detected in one primary sample at an estimated concentration of 4.56J mg/kg in soil boring KK26 at 0.1 feet bgs. An RBTC was not established for this constituent; however, the reported concentration is above the USEPA industrial soil RSL of 0.21 mg/kg.
- Benzo(b)fluoranthene was detected in one sample at an estimated concentration of 4.16J mg/kg in soil boring KK26 at 0.1 feet bgs. An RBTC was not established for this constituent; however, the reported concentration is slightly above the USEPA industrial soil RSL of 2.1 mg/kg.
- Benzo(g,h,i)perylene was detected in one primary sample at an estimated concentration of 2.88J mg/kg in soil boring KK26 at 0.1 feet bgs. An RBTC was not established for this constituent. Currently there is neither an RSL nor CHHSL established for this constituent.
- Benzo(k)fluoranthene was detected in one sample at an estimated concentration of 3.98J mg/kg in soil boring KK26 at 0.1 feet bgs. An RBTC was not established for this constituent; however, the reported concentration is below the USEPA industrial soil RSL of 21 mg/kg.
- Chrysene was detected in one primary sample at a concentration of 5.42 mg/kg in soil boring KK26 at 0.1 feet bgs. An RBTC was not established for this constituent; however, the reported concentration is below the USEPA industrial soil RSL of 210 mg/kg.
- Di-n-octyl phthalate was detected in one primary sample at a concentration of 0.608 mg/kg in soil boring N25 at 0.9 feet bgs. An RBTC was not established for this

constituent. Currently there is neither an RSL nor a CHHSL established for this constituent.

- Indeno(1,2,3-c,d)pyrene was detected in one primary sample at an estimated concentration of 3.27J mg/kg in soil boring KK26 at 0.1 feet bgs. An RBTC was not established for this constituent; however, the reported concentration is slightly above the USEPA industrial soil RSL of 2.1 mg/kg.
- Phenanthrene was detected in two primary samples. Concentrations detected were 0.194 mg/kg and 9.45 mg/kg, with the maximum concentration detected in soil boring KK26 at 0.1 feet bgs. An RBTC was not established for this constituent. Currently there is neither an RSL nor a CHHSL established for this constituent.
- Pyrene was detected in one primary sample at a concentration of 11.3 mg/kg in soil boring KK26 at 0.1 feet bgs. An RBTC was not established for this constituent; however, the reported concentration is below the USEPA industrial soil RSL of 17,000 mg/kg.

#### 4.6.4.4 Metals

The detected metals concentrations exceeding their respective RBTCs are presented below.

- Lead was detected in a total of 49 soil samples. Lead exceeded the RBTC of 320 mg/kg in one primary sample. The maximum reported concentration was 1,650 mg/kg in soil boring EE23 at 1.3 feet bgs.
- Mercury was detected in a total of 13 soil samples. Mercury exceeded the RBTC of 0.0043 in 12 primary samples and one duplicate sample. Concentrations at or above the RBTC ranged from 0.04 mg/kg to 79 mg/kg, with the maximum concentration detected in soil boring GG26 at 0.0 feet bgs.

#### *4.6.5 Groundwater Analytical Data*

Groundwater samples were collected in the Panhandle and Eastern Area and the results are discussed in Section 8.0.

#### *4.6.6 Results Summary*

The northern portion of the Panhandle and Eastern Area encompassed the lab building, the septic tank area, the runoff sump separator and the elevated parking area. Soil results in these northern areas indicate little to no impacts in either shallow, medium or deep sample intervals, with the exception of soil borings N25 and P27, which both had detectable levels of petroleum hydrocarbons (GRO, DRO, and MORO) in the shallow samples.

Soil results for samples in the southern portion of the Panhandle and Eastern Area indicated petroleum hydrocarbon (gasoline, diesel and motor oil range) impacts in the shallow depth samples. Several SVOCs, specifically polycyclic aromatic hydrocarbons, were detected in samples from the single soil boring NN26, located at the southern end of the area.

In addition, various metals were detected in the shallow samples (approximately ground surface to 0.5 feet bgs). The only metals detected above their respective RBTCs were lead and mercury.

#### **4.7 Former Septic Tank**

This section describes the results of the sampling of the liquid and sludge present in the former Septic Tank (Figure 2). As described in the CSAP, the former Septic Tank was an underground wooden tank equipped with internal baffling located north of the original laboratory and office building. The former Septic Tank was possibly connected to the drain system for the former laboratory, and was thus considered a target for investigation. A physical inspection in 2009 revealed approximately four feet of standing liquid in the tank and a sludge layer on the bottom. A plugged discharge line was observed on the north end of the tank. Following these observations, samples from the tank were collected. These samples were collected prior to completion of the CSAP in order to take advantage of onsite construction resources and to determine the level of subsurface investigation to include in the CSAP program. These sampling activities are described in the sections below.

Following the sampling conducted within the septic tank in 2009, the CSAP was prepared with selected soil borings in the vicinity of the former septic tanks. As part of the CSAP investigation, two soil borings were advanced adjacent to the tank (sample locations P23 and P25); one soil boring was advanced in the vicinity of the interior building sewer lines (R24); and one soil boring was advanced in the vicinity of the former onsite laboratory (R25) (Figure 3).

##### *4.7.1 Activities Performed*

Investigative activities in the former Septic Tank included a physical inspection of the tank, an assessment of the contents of the tank, and an effort to identify and trace existing inlet and outlet lines. The free-flowing contents of the tank were pumped from the tank on March 18, 2009 to facilitate inspection and sampling. Liquid and sludge samples were collected from the evacuated volume in glass jars for laboratory analysis. The empty tank was then visually monitored for groundwater re-infiltration.

The suspected discharge line was further inspected and traced on March 20, 2009. For this activity, the concrete plug was removed from the discharge line and a traceable probe cable was inserted. The surface expression of the probe location was used to map the alignment of the pipe.

Liquid and sludge samples were collected for laboratory analysis from the volume of fluids extracted from the tank. All liquid and sludge samples were immediately transferred to laboratory supplied glassware and placed on ice. Standard chain-of-custody protocol was maintained for the soil samples collected for analytical testing.

Sludge and water samples were submitted to Accutest. Samples were analyzed for of the following analyses:

- VOCs using USEPA Method 8260,



- SVOCs using USEPA Method 8270,
- Title 22 metals (total metals) using USEPA Methods 6010B and 7471A (mercury),
- TPH-g, -d, -mo using USEPA Method 8015 modified,
- Pesticides using USEPA Method 8081A; and,
- PCBs using USEPA Method 8082.

Laboratory analytical reports and chain-of-custody documents are included in Appendix E. Laboratory analytical results are included in Tables also included in Appendix E

#### 4.7.2 *Deviations from the CSAP*

Field activities were conducted in advance of completing the CSAP.

#### 4.7.3 *Field Observations*

The former Septic Tank was constructed with a combination of concrete and redwood boards. The tank is divided into three baffled chambers that are interconnected. Water readily moves between chambers. The overall dimensions appear to be approximately 15 to 20 feet long, 3 feet wide, and 3 feet deep. Each chamber is accessed through a small cover. The inlet piping was not connected to an active drain system at the time of inspection. The current building sewer lines discharged to an adjacent pump station that pumped waste water to the City of East Palo Alto system. The former Septic Tank use period likely predates the current system.

Upon completion of sampling and evacuation of liquid and sludge from the tank, Iris Environmental visually monitored the tank for groundwater infiltration. Groundwater rapidly reentered the tank, which demonstrated that the integrity of the tank is compromised. Approximately one to three inches of sludge had settled on the bottom of the tank chambers. Residual sludge remains in the tank.

The discharge line was traced approximately 300 feet west and likely continued further. The contractor was only equipped to trace up to 300 feet. There was no obvious indication of a split or interconnection to another drain line. Depth of the discharge line ranged from approximately two feet next to the tank to four feet at the end of the investigation. The slope of the discharge line combined with the nature of the tank construction indicates that the discharge line was an old gravity drain line. The final termination of the line is not defined.

#### 4.7.4 *Soil Analytical Data*

In total, one water sample and two sludge samples (one from the north chamber and one from the southern chamber) were collected from the former Septic Tank. Water and sludge analytical data and tables are presented in Appendix E. The results from the water and sludge sampling are summarized below. Only the water sample results were compared to the respective RBTCs, ESLs, RSLs, or CHHSLs, if a numerical value has been established. The sludge in the tank will be removed in the future when the tank is excavated.

#### 4.7.4.1 Petroleum Hydrocarbons

The concentrations of petroleum hydrocarbons detected during this investigation are presented below. RBTCs were not developed for petroleum hydrocarbons.

- GRO was detected at a concentration of 200 micrograms per liter ( $\mu\text{g/L}$ ) in water, which does not exceed the groundwater RBTC of 48,000  $\mu\text{g/L}$ . GRO was also detected in the two sludge samples at concentrations of 11 mg/kg and 22 mg/kg.
- DRO was not detected in the one water sample collected. However, DRO was detected at concentrations of 930 mg/kg and 2,100 mg/kg in the two sludge samples collected. However, both results were flagged by the analytical laboratory as exhibiting a chromatographic pattern that does not resemble the diesel standard.
- MORO was not detected in the one water sample collected. However, MORO was detected in the two sludge samples at concentrations of 3,500 mg/kg and 3,700 mg/kg.

#### 4.7.4.2 Volatile Organic Compounds

The concentrations of VOCs detected during this investigation are presented below by chemical.

- Cis-1,2-DCE was detected at 96  $\mu\text{g/L}$  in the one water sample collected and was detected at a concentration of 2,200  $\mu\text{g/kg}$  in one sludge sample. No RBTC has been developed for this compound in water, however the detection is below the ESL (590  $\mu\text{g/L}$ ) for groundwater that is not a current or potential drinking water source.
- 1, 4-Dichlorobenzene was detected in the one water sample collected at a concentration of 4.3  $\mu\text{g/L}$ , which does not exceed the RBTC of 1,500  $\mu\text{g/L}$ , and in one sludge sample at a concentration of 330  $\mu\text{g/kg}$
- Ethylbenzene was detected in the one water sample collected at a concentration of 5.9  $\mu\text{g/L}$ , which does not exceed the RBTC of 4,700  $\mu\text{g/L}$ , and was detected in one sludge sample at 810  $\mu\text{g/kg}$ .
- Methylene chloride was detected in the one water sample collected at a concentration of 66  $\mu\text{g/L}$ , which does not exceed the RBTC of 21,000  $\mu\text{g/L}$ , and was detected in one sludge sample at a concentration of 1,300  $\mu\text{g/kg}$ .

#### 4.7.4.3 Semi-Volatile Organic Compounds

- One SVOC [bis(2-Ethylhexyl)phthalate] was detected in both sludge samples submitted for laboratory analysis.
- Sixty-six SVOCs were not detected above laboratory method detection levels.

#### 4.7.4.4 Metals

The concentrations of metals detected during this investigation above their respective RBTCs are presented below by type.

- Arsenic was not detected above the laboratory reporting limit in the one water sample collected and was detected in the two sludge samples collected at concentrations of 6.6 mg/kg and 8.7 mg/kg.
- Mercury was not detected above the laboratory reporting limit in the one water sample collected and was detected in the two sludge samples collected at concentrations of 0.50 mg/kg and 0.46 mg/kg.

#### 4.7.4.5 Pesticides and Polychlorinated Biphenyls

Aroclor-1260 was not detected above the analytical reporting limit in the one water sample collected and was detected in the two sludge samples at concentrations of 45 ug/kg and 94 ug/kg. No other PCBs or pesticides were detected at or above the laboratory method detection limits.

#### *4.7.5 Results Summary*

Samples of water and sludge collected from the former Septic Tank indicate the presence of chemicals of concern in sludge that do appear to be impacting groundwater. The predominant constituents detected in sludge included: petroleum hydrocarbons, 1,4-dichlorobenzene, ethylbenzene, methylene chloride, arsenic, mercury, and aroclor-1260.

None of the constituents detected in water were at concentrations above site-specific RBTCs for groundwater or ESLs, where no RBTCs exist. Three compounds for which no RBTC or ESL has been developed were also detected in water.

The presence of chemicals in sludge at the bottom of the tank chambers is most likely related to the historical use of the former septic tank, for which no documentation is available. The constituents of concern in the sludge material do not appear to be impacting groundwater as it interacts with the tank interior. A review of the soil and/or groundwater sampling results for nearby borings (P25, P27, and R25) and existing monitoring wells (MW-5A and MW-12A) sampled in the near vicinity further indicates that the elevated concentrations of COCs in the sludge are limited to the interior of the former septic tank.

### **4.8 Buried Utilities and Soil Gas**

Utility corridors can act as preferential pathways for the migration of volatile contaminants. To test whether buried utilities and presumably porous utility backfill materials at Romic were functioning as preferential pathways for migration of VOC vapors away from impacted areas, soil vapor samples were collected along selected utility corridors identified during the utility mapping program. The primary goal of the sampling was to confirm that VOCs were not migrating offsite in soil vapor along the utility corridors. Soil vapor sampling was performed following completion of the soil sampling program, consistent with the decision tree presented as Figure 8 in the CSAP.

#### 4.8.1 *Activities Performed*

Soil vapor samples were collected on September 15 and 16, 2011, in accordance with approved procedures and protocols described in the CSAP and summarized in Section 3.1.4. A total of 21 primary samples were collected and analyzed. With the exception of one sample (SG-2), each of the primary samples was intentionally collected outside the area(s) of identified soil and groundwater VOC impacts as defined by the soil boring program in accordance with the CSAP Work Plan. Each soil vapor sample was collected from an implant installed above groundwater, at a target depth ranging between four and five feet bgs, in or adjacent to mapped utility corridors. The Soil Gas Sampling Logs presented in Appendix B provide a summary of individual sample point construction and sampling, including any deviations from the CSAP.

The 21 primary samples were collected from implants installed in borings advanced by Transglobal Geochemistry Northern California, Inc. of Rancho Cordova, CA (TEG) and analyzed for VOCs in the onsite TEG mobile laboratory using USEPA Method 8260B. Two duplicate samples were collected from the sampling train at borings SG-2 and SG-14 directly following the TEG sampling. The duplicate samples were collected in clean, evacuated Summa canisters and submitted to Air Toxics LTD Laboratory in Folsom, CA for VOC analysis by USEPA Method TO-15. A detailed description of the sampling methods is presented in Section 3.1.4.

Prior to sampling, a purge test was conducted at boring SG-13 on September 15, 2011 under the oversight of DTSC and USEPA Staff. Purge test documentation is presented in Appendix B. The purge test consisted of extracting the calculated combined volumes of tubing and filter pack pore volume for one, three, and seven multipliers. VOCs were not detected above the reporting limits in any of the three purge samples. The default purge volume of three purges was used for the remainder of the sampling program. Samples for analytical testing in the mobile laboratory were collected following purging using gas-tight syringes. Following completion of sampling, the sample tubing was pulled from the ground and the bentonite seal fully hydrated to seal the ground surface. Soil vapor probe construction details are presented in Appendix B.

Standard chain-of-custody protocol was maintained for the soil vapor samples collected for analytical testing. Laboratory analytical results are included in Tables 14 and 15. Laboratory analytical reports and sample chain-of-custody documents are included in Appendix D.

#### 4.8.2 *Deviations from the CSAP*

Field activities were conducted in accordance with the procedures presented in the CSAP, except for the following deviations:

- Boring SG-2 encountered water at two feet bgs and the boring location was relocated at the request of USEPA Staff to a location away from a utility corridor and into an area known to be impacted by VOCs (Figure 3). Therefore, the VOC data from Boring SG-2 are not indicative of VOC concentrations in soil vapor within a utility corridor.

- Four of the 21 soil vapor samples were collected at four feet bgs rather than the targeted depth of five feet due to the presence of groundwater in the borings.
- Four soil vapor borings anticipated in the CSAP were not sampled due to their locations being within areas of VOC impacts. To maintain continuity with the sampling program nomenclature, sample identifiers were not changed. Therefore, soil gas sample locations SG-1, SG-5, SG-7, and SG-8 were not sampled.

#### 4.8.3 Findings

Of the 21 primary soil vapor samples, 20 were collected from locations along utility corridors. The remaining sample (SG-2) was collected within a known area of VOC impacts and was not associated with a utility corridor. None of the primary or duplicate samples collected along utility corridors had reported concentrations of VOCs above their respective RBTCs.

Nine VOCs were detected in one or more of the 20 primary samples collected along utility corridors and analyzed by USEPA Method 8260B: 1,1,2-Trichloro-1,2,2-trifluoroethane (Freon 113), trans-1,2-DCE, 1,1-DCA, 1,1,1-TCA, Benzene, TCE, Toluene, PCE, and xylene.

Fourteen VOCs were detected in the duplicate sample from utility corridor sample SG-14 and analyzed by USEPA Method TO-15. The VOC results are presented in Table 14. Of the fourteen, five did not have calculated RBTCs: 1,3-Butadiene, Hexane, Cyclohexane, Heptane, and 4-Ethyltoluene. Four of these five VOCs were compared to their respective commercial California Human Health Screening Levels (CHHSLs) for soil gas as presented in *Human-Exposure-Based Screening Numbers Developed to Aid Estimation of Cleanup Costs for Contaminated Soil* prepared by the Integrated Risk Assessment Section of the Office of Environmental Health Hazard Assessment (OEHHA), dated November 2004 (January 2005 Revision), and all were below their respective CHHSL. The VOC 4-Ethyltoluene, which was only detected once (SG-14) at a concentration of  $8.4 \mu\text{g}/\text{m}^3$ , does not have an established CHHSL. The detection of 4-Ethyltoluene was interpreted as not indicating a vapor migration or potential vapor intrusion risk due to the single detection and low concentration.

Primary and duplicate samples collected from impacted area boring SG-2 had reported concentrations of VOCs consistent with the soil data collected in the area (Table 14). The primary sample had 18 detected VOCs at concentrations above their reporting limits. Only Vinyl Chloride was detected at a concentration above the RBTC. The duplicate sample had eleven detected VOCs; four of which lacked RBTCs. Of those four without RBTCs, all were at concentrations below their respective CHHSL. Only Vinyl Chloride exceeded the RBTC in the SG-2 duplicate sample. Boring SG-2 was drilled in a location destined for future mitigation and therefore is not considered further in this investigation.

#### 4.8.4 Results Summary

None of the VOCs detected in soil vapor samples collected along utility corridors were at concentrations above site-specific RBTCs for soil vapor or CHHSLs where no RBTCs were

prepared. These findings indicate that VOCs are not migrating away from impacted areas along buried utilities or utility backfill. Further, the data indicate that offsite soil vapor migration is not occurring.

## 5.0 BACKGROUND METALS IN SOIL

Of the metals analyzed in soil during this investigation, only arsenic, lead and mercury exceeded their respective RBTCs. Since, in some cases, it is unclear whether the detected concentrations of these metals are Site related or within the range of naturally occurring background concentrations, Iris Environmental evaluated these three metals to determine if a Site-specific background concentration could be calculated. For each metal, this evaluation included answering the following questions: (1) was the metal detected above the RBTC solely in areas with other chemical impacts, (2) were appropriate regional background studies available, and (3) were the data normally distributed when plotted. Answers to these questions are presented in the table below for each metal.

Metal	Detected Above RBTC Solely in Areas with Other Chemical Impacts?	Regional Background Studies Available?	Were Data Normally Distributed?
Arsenic	No	Yes	Yes
Lead	Yes	No	Not evaluated
Mercury	No	No	No

Since arsenic was the only metal where concentrations were not detected above the RBTC solely in areas with other chemical impacts, where regional background studies were available, and where the data was normally distributed, it was carried forward and a background concentration was calculated. Since lead appeared only to be detected above the RBTC in areas with other chemical impacts, it will likely be remediated along with other chemical impacts. Since no appropriate regional background studies were available for mercury, and when plotted, the data was not normally distributed, a background calculation was not carried forward for mercury. Mercury concentrations above the RBTC will likely be remediated in areas impacted with other chemicals or managed in otherwise non-impacted areas appropriately.

Following this evaluation, Iris Environmental prepared the *Background Metals Analysis Approach* (Iris Environmental, 2012) and submitted the approach to the USEPA on September 27, 2012. This document outlined the approach used to calculate a background concentration for arsenic. A more extensive discussion of the arsenic background calculation is presented in the sections below.

### 5.1 Summary of Available Background and Regional Data

Arsenic can be naturally elevated in soils in the San Francisco Bay Area and several studies, specific to the South San Francisco Bay Area, have been conducted in an attempt to determine background metals concentrations. One researcher determined the background concentration in northern Santa Clara County to be 20 milligrams per kilogram (mg/kg) (Scott, 1991). This concentration was the highest of a background data set compiled from data at sites throughout Santa Clara County. Arsenic, in samples collected from the Guadalupe River has also been reported as high as 55 mg/kg (Andersen, 1998).

Iris Environmental also reviewed data from nearby sites. Specifically, data were reviewed for the 151 Tara Road in East Palo Alto site, located southwest of the Site. Arsenic concentrations at this site were slightly less than those collected at the Romic Site, but generally within the same range. The *Remediation and Risk Management Plan* (EKI, 2007) presented metals data for 151 Tara Road and also invoked a background concentration of 20 mg/kg, taken from Scott (Scott, 1991). No other readily available data could be obtained from nearby sites.

## 5.2 Evaluation of Arsenic

The approach set forth by Cal/EPA (1997, 2009) evaluates whether the data distributions of a specific metal reflect single normal or lognormal populations, or contain multiple populations that would indicate contamination in addition to ambient levels. Cal/EPA recommends a “weight-of-evidence” approach where three indicators of local background/ambient exceedance are considered. The three indicators include: (1) the degree to which the site data distributions are fit by a normal or lognormal distribution; (2) a graphical assessment (probability plot against the normal or lognormal distribution) to identify breaks or nonlinearity indicative of more than a single population; and (3) the skewness of the data as indicated by the coefficient of variation ( $CV = \text{standard deviation/average}$ ) and the data range (order of magnitude difference between the maximum and minimum concentrations). The arsenic dataset used herein for the ambient determination includes all samples that were collected on Site. This arsenic data set is presented in Table 16.

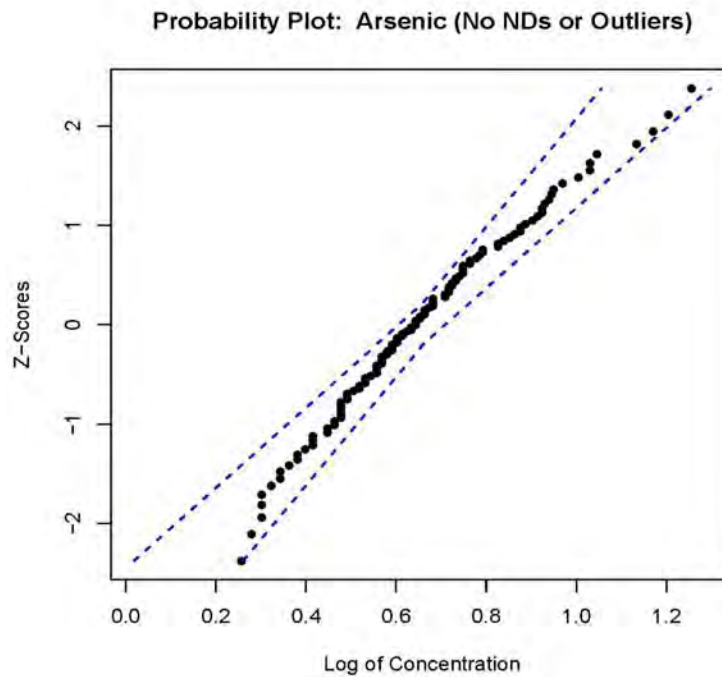
### 5.2.1 Data Distributions

The distribution of the arsenic data set was tested using the Lilliefors test for normality to evaluate whether the data population was normally or lognormally distributed (Gilbert 1987). The test was performed on both raw and log-transformed data sets. At the 95% confidence level, the data population of the entire dataset appears to be lognormally distributed.

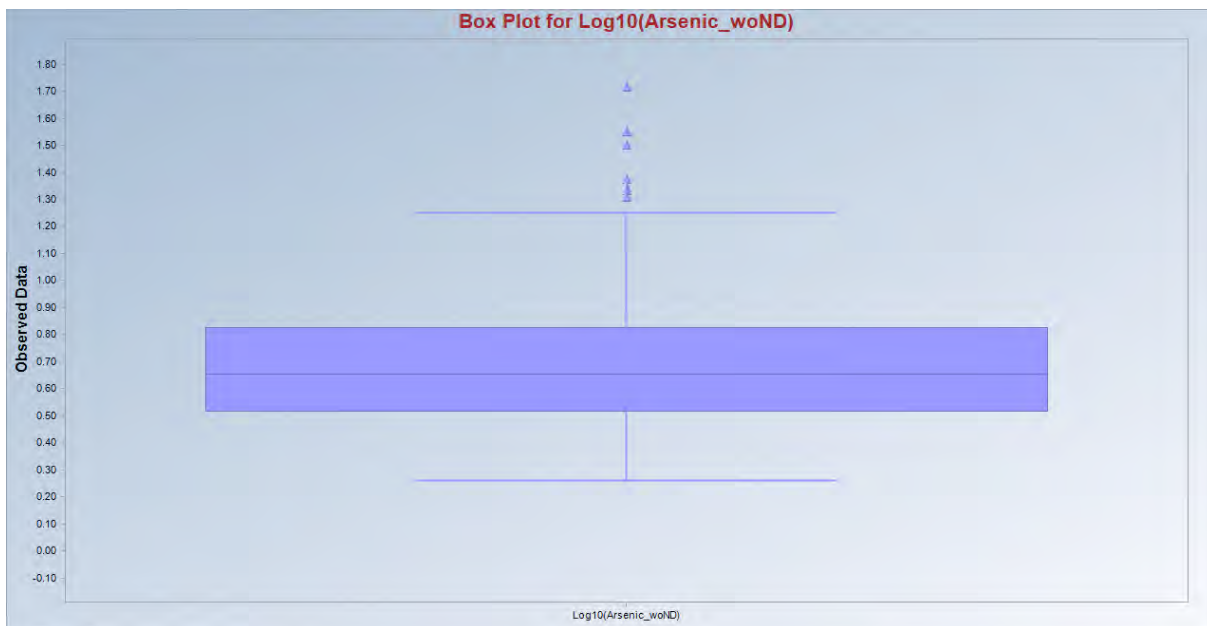
### 5.2.2 Graphical Assessment

A visual review of the cumulative probability plots for arsenic (both on the raw and log-transformed datasets) indicates a generally smooth line for the data with several inflection points on the cumulative probability plot for the raw dataset and one inflection point on the cumulative probability plot for the log-transformed dataset. The log-transformed plot is presented below. On this plot, there appear to be inflection points in the distribution at a soil concentration of approximately 3.0 mg/kg, 8.0 mg/kg, and 16 mg/kg (i.e., 0.47 mg/kg, 0.90 mg/kg, and 1.2 mg/kg on log-transformed scale).





In addition to the probability plot, a box plot of the log transformed data was prepared and is presented below. The box plots for log-transformed dataset indicates potential outliers at soil concentrations above approximately 1.3 mg/kg (i.e., 20 mg/kg on non-transformed scale). The visual evidence of the cumulative probability plots along with the results of the outlier test suggest that the arsenic dataset is representative of more than one population (i.e. ambient populations and possible other populations that may be representative of impact from Site operations).



### 5.2.3 Summary Statistics

As indicated in the table below, the arsenic data set, with outliers removed, consists of 114 samples ranging in concentration from 1.79 mg/kg up to 17.98 mg/kg, with a mean of 4.55 mg/kg.

Sample Size	Minimum Concentration (mg/kg)	Maximum Concentration (mg/kg)	Mean (mg/kg)	Median (mg/kg)	Standard Deviation (mg/kg)	99 <sup>th</sup> Percentile (mg/kg)	Coefficient of Variation
114	1.79 (0.255)	17.98 (1.255)	4.55 (0.658)	4.39 (0.643)	1.63 (0.211)	15.8 (1.2)	1.16

Concentrations in milligrams per kilogram (mg/kg). Log transformed values are in parenthesis.

Typically, data drawn from just one population will display a range of detected values of no more than two orders of magnitude and a coefficient of variation no greater than one. Therefore, based on these criteria, both the range and coefficient of variation for the raw dataset suggest that the arsenic dataset is comprised of one population.

### 5.2.4 Conclusions of the Evaluation of Arsenic

The arsenic dataset was log-normally distributed. Based on the results of the graphical assessment and summary statistics presented above, arsenic is considered to be present at the Site at background concentrations. Thus, a background concentration for arsenic was calculated for the Site as described below.

## 5.3 Development of Arsenic Ambient-Based Screening Concentration

A background concentration for arsenic was calculated per Cal/EPA guidance (2009). Although the arsenic data set tested log-normally distributed, both the raw and log-transformed datasets were evaluated for outliers using the approach discussed below to provide the information necessary to make an informed determination of the representative upper limit of ambient arsenic concentrations.

As per the Cal/EPA guidance (2009), the arsenic data were analyzed for values that do not conform to the pattern established by the majority of values in the dataset (i.e., outliers). The fourth spread ( $f_s$ ) is a measure of spread in a data set that is resistant to outliers and is calculated as follows:

$$f_s = \text{third quartile } [Q_3] - \text{first quartile } [Q_1]$$

The results of the fourth spread analyses are consistent with the box plots of the log-transformed datasets which is a pictorial summary of the most prominent features of a data set, including: 1) center; 2) spread; 3) extent and nature of any departure from symmetry; and 4) identification of any outliers or observations that lie unusually far from the main body of data (Cal/EPA, 2009). As indicated on the box plot, soil concentrations

above approximately 1.3 mg/kg (i.e., 20 mg/kg on non-log transformed scale) are potential outliers.

The results of the fourth spread analysis and the graphical assessment (both cumulative probability and box plot) of the log-transformed arsenic dataset indicate the presence of two distinct populations (i.e., ambient and potential contamination).

In the arsenic dataset, seven data points with arsenic concentrations ranging from approximately 20 mg/kg up to 50 mg/kg were determined to be outliers. The remaining 114 data points with arsenic concentrations ranging from 1.79 mg/kg up to 17.98 mg/kg appear to be representative of ambient levels.

Following the outlier analysis, the 95% upper confidence limit (UCL) of the 99<sup>th</sup> percentile was calculated using ProUCL software. The result was 16.56 mg/kg.

#### **5.4 Summary and Conclusions**

The calculated 95% UCL of the 99<sup>th</sup> percentile of 16.56 mg/kg will be used as the arsenic cleanup goal for the Site to determine areas requiring remediation. This number is conservative, given the background studies that have been performed in the vicinity of the Site, with upper concentrations of those data sets between 20 and 50 mg/kg.

## **6.0 MANAGEMENT OF INVESTIGATION DERIVED WASTE**

Investigation-derived waste (IDW), including soil cuttings and equipment wash water were placed in labeled California Department of Transportation-approved 55-gallon drums. Soil cutting drums were transported off-site for disposal by Icon Environmental Services of Union City, California. A total of nine drums containing approximately 450 pounds of soil were transported as non-hazardous waste to Alviso Independent Oil, in Alviso California. Profiling of the soil was based on submittal of laboratory analytical data. The equipment wash water remains on site pending disposal or recycling along with groundwater monitoring purge water. Waste manifests are included in Appendix F.

## 7.0 DATA QUALITY REVIEW

This section addresses the validity and quality of data collected for this investigation. The CSAP set forth data quality objectives for field data collection, laboratory reporting limits and laboratory analyses. The data quality review for the field and laboratory components of this investigation are described below.

### 7.1 Field Data Quality

In general, the field data met the data quality objectives in the CSAP, with the exception of the number of field duplicate soil samples collected and analyzed and the number of samples collected for laboratory matrix spike/matrix spike duplicate analyses (MS/MSD). The CSAP specified that a minimum of 5% of the project samples would be collected for laboratory MS/MSD analyses. However, only approximately 1% was achieved.

### 7.2 Laboratory Data Quality

Reporting limits (RLs) for laboratory analyses were specified in the CSAP and all proposed RLs were below the RBTCs. However, during laboratory analyses, many reporting limits were elevated, primarily due to matrix interference. In an attempt to resolve this issue, Iris Environmental instructed Accutest to re-report the data using lower limits. Accutest re-reported all of the soil and groundwater data using the laboratory method detection limits (MDLs). In most cases, the MDLs were lower or equal to the RBTCs; however, there are a number of cases where the MDL exceeded the RBTCs. These exceedances are presented in Table 17.

Field and laboratory quality control (QC) sample results were used to evaluate the precision, accuracy, representativeness, completeness, and comparability (PARCC) of the analytical data. While not specific to the CSAP, analytical data were reviewed and validated in accordance with the U.S. Environmental Protection Agency (USEPA) *National Functional Guidelines for Organic and Inorganic Data Review* (USEPA 1994, 1999, 2008 and 2010).

The soil and groundwater samples were submitted to Accutest, for chemical analyses. Soil gas samples were analyzed on-site by TEG mobile laboratories out of Rancho Cordova, California. Two duplicate soil gas samples were submitted to Air Toxics, Ltd. in Folsom, California. All samples were received by the laboratories in the proper condition and analytical analyses were performed in accordance with the analyses specified in the chain-of-custody for each sample by a state-certified laboratory. Internal laboratory quality assurance/quality control (QA/QC) results were provided with each sample analytical report. Laboratory analytical reports are presented in Appendix D. The following field and laboratory QC sample results were reviewed to evaluate PARCC:

- Precision: The relative percent difference (RPD) of the laboratory control standard and laboratory control standard duplicate (LCS/LCSD), the matrix spike and matrix spike duplicate (MS/MSD), and the field duplicate samples provides information on the precision of sampling and analytical procedures.

- Accuracy: Evaluation of the percent recovery of spiked analytes in LCS/LCSDs, MS/MSD samples, and surrogates provides information on accuracy.
- Representativeness: Representativeness was assessed through evaluation of method blank and trip blank samples.
- Completeness: Completeness was evaluated using two criteria: (1) by ensuring that all analytical requests were met, samples were received in the proper condition, and all analytes were performed within the technical holding times; and (2) by evaluating the analytical completeness by calculating the percent of acceptable analytes.
- Comparability: To ensure comparability, sampling was performed using standardized procedures by a state-certified laboratory.

All method-specific and laboratory quality control (QC) criteria were met with the exception of those identified and noted in the laboratory data sheets within each analytical report and are summarized in tables provided in Appendix G.

In summary, QA/QC data were reviewed and associated sample results has been qualified with data qualifiers due to the identified data not meeting method-specific and/or laboratory QC criteria. Unusable data are qualified as rejected (“R” flag). All other results are either reported as detected (no flag) or are qualified as not detected (“U” flag), not detected with uncertainty at the detection limit reported (“UJ” flag), or detected with uncertainty at the concentration reported (“J” flag). Analytical soil, groundwater, and soil gas data and associated data qualifiers are summarized in Appendix F. All environmental analytical data collected during the comprehensive soil, groundwater, and soil gas investigation conducted at the Site are usable and acceptable for the purposes of this project with the exception of a small number of results that have been qualified with “R” flag.

## 8.0 DISCUSSION

The following sections present a discussion of Site-wide chemical impacts to soil, groundwater, and soil vapor. The discussions are organized by media type and chemical group, e.g., VOCs, SVOCs, metals.

### 8.1 Soil

To visualize the Site-wide soil impacts, Iris Environmental developed RBTC exceedance contour figures. Four figures were developed; Figure 8 depicts the total count of RBTC exceedances from samples collected between 0 to 2.9 feet bgs; Figure 9 depicts the total count of RBTC exceedances from samples collected between 3.0 to 5.9 feet bgs; Figure 10 depicts the total count of RBTC exceedances from samples collected between 6.0 to 10.0 feet bgs; and Figure 11 shows RBTC exceedances at all depths sampled. As noted on these visualization figures, all chemical and metal exceedances were included, with the exception of mercury. Mercury was not included since the widespread detections are being considered as background for the purpose of the visualization. RBTC's were developed in the CSAP for all anticipated chemicals based on site use. Although additional chemicals were detected and screened against default criteria, the figures provide an adequate interpretation of overall Site impacts. These figures sum all RBTC exceedances for all chemicals which have an RBTC.

The figures depict a pattern in the shallow sampled interval (0 to 2.9 feet bgs, Figure 8), the majority of RBTC exceedances are located in the Central Processing Area and Tank Farm Q located in the Western Area. The majority of RBTC exceedances in the middle sampled interval (3.0 to 5.9 feet bgs, Figure 9) were located in the Northern Area and Central Processing Area, while the majority of RBTC exceedances in the deepest interval sampled (6.0 to 10 feet bgs, Figure 10) was in the Northern Area. Overall, the majority of RBTC exceedances were in the Tank Farm Q portion of the Western Area, the Central Processing Area, and the Northern Area (Figure 12). These exceedances coincide with past chemical use and handling at the Site. In addition to the pervasive impacts discussed above, TCE and mercury exceeded their respective RBTC's in the southwestern portion of the Western Area, in and around the former Truck and Facility Maintenance Building and West Storage Lot. These exceedances occur in the middle and deeper sampled intervals, 3.0 to 5.9 feet bgs and 6.0 to 10 feet bgs, respectively (Figures 9 and 10).

In addition to the RBTC exceedance figures, chemical specific figures (Figures 12 through 31), for key chemicals, were developed to display depth discrete exceedances of the RBTCs. In addition to displaying the exceedances of the respective chemical RBTCs, these figures also display exceedances of 10 times the RBTC, 100 times the RBTC and 1,000 times the RBTC or the maximum detected concentration, whichever is greater. Where appropriate, these figures are referenced in the following sections. However, in general, these figures illustrate that the vast majority of the of the Northern Area, Central Processing Area, and the West Storage Building #2

and Tank Farm Q areas within the Western Area are impacted with many chemicals above their respective RBTCs, and these impacts extend to 8 to 10 feet bgs or to groundwater in most areas.

### 8.1.1 Volatile Organic Compounds

A total of 47 different VOCs were detected in soil collected as part of this investigation. Aromatic hydrocarbons and chlorinated solvent constituents were detected most frequently. Of the aromatic hydrocarbons, xylenes, ethylbenzene, and toluene were the most frequently detected compounds. Xylenes were detected in 242 of 457 soil samples collected at concentrations ranging from 0.00072 mg/kg to 11,600 mg/kg and detected concentrations exceeded the RBTC of 8.9 mg/kg in 128 samples. Ethylbenzene was detected in 235 of 457 soil samples at concentrations ranging from 0.00023 mg/kg to 4,190 mg/kg and detected concentrations of ethylbenzene exceeded the RBTC of 0.075 mg/kg in 205 samples (Figure 14). As shown on Figure 14, numerous detected concentrations exceeded 1,000 times the RBTC value and occurred over a wide portion of the Northern Area, the Central Processing Area and the Tank Farm Q area. Toluene was detected in 235 of 457 soil samples at concentrations ranging from 0.0012 mg/kg to 7,770 mg/kg, with 59 detected concentrations exceeding the RBTC of 220 mg/kg (Figure 13). As shown on Figure 13, most exceedances were in the range of 10 times the RBTC and occurred mostly in the Northern Area, the Central Processing Area and the Tank Farm Q area. However, few detected concentrations in the Northern area were between 10 and 100 times the RBTC value. 1,2,4-Trimethylbenzene was detected in 213 of 457 soil samples at concentrations ranging from 0.001 mg/kg to 1,940 mg/kg and detected concentrations in 143 samples exceeded the RBTC of 0.85 mg/kg (Figure 15). As shown on Figure 15, 1,2,4-Trimethylbenzene detections of 10 to 100 times the RBTC are widespread across the Northern Area and Central Processing Area. Benzene was detected less frequently at concentrations ranging from 0.00019 mg/kg to 286 mg/kg, in 105 of 457 samples, and detected concentrations in 59 samples exceeded the RBTC of 0.013 mg/kg (Figure 12). Benzene exceedances of the RBTC were similar in extent to the other aromatic hydrocarbons noted above and elevated concentrations (10 to 100 times the RBTC )were detected in the Northern Area, the southern portion of the Central Processing Area, and the eastern side of the Tank Farm Q area.

Of the chlorinated solvent related compounds, TCE was detected in 161 of 457 soil samples at concentrations ranging from 0.00076 mg/kg to 3,290 mg/kg and detected concentrations in 121 samples exceeded the RBTC of 0.018 mg/kg (Figure 16). As shown on Figure 16, many detected concentrations exceeded 100 times the RBTC value and were located in the Northern Area, Central Processing Area, and Tank Farm Q area. However, detections above the RBTC to 100 times the RBTC were also detected near the former office/lab building and in and around the former Truck and Facility Maintenance Building in the Western Area. PCE was detected in 114 of 457 soil samples concentrations ranging from 0.0012 mg/kg to 1,200 mg/kg and detected concentrations exceeded the RBTC of 0.0048 mg/kg in 110 samples (Figure 17).

As discussed in Section 4.0, one or more VOCs was detected above the RBTC in essentially every sample collected from the Central Processing Area, the Northern Area, and the former



Tank Farm Q unit in the Western Area, near West Storage Building #2 and in and around the Former Truck and Facility Maintenance Building. In contrast, VOCs above the RBTC were not detected in any soil samples collected across the Site south of the former laboratory building. This pattern confirms that VOC impacts to soil are primarily limited to former processing and storage areas related to past recycling activities, and to a lesser degree to the maintenance areas.

### 8.1.2 *Petroleum Hydrocarbons*

Petroleum hydrocarbon mixtures in the gasoline range (GRO, C<sub>6</sub>-C<sub>10</sub>), diesel range (DRO, C<sub>10</sub>-C<sub>28</sub>), and motor oil range (MORO, C<sub>28</sub>-C<sub>40</sub>) were analyzed for in 216 soil samples. GRO was detected in 73 of 216 soil samples at concentrations ranging from 0.0538 mg/kg to 17,400 mg/kg; DRO was detected in 145 of 216 soil samples at concentrations ranging from 5.02 mg/kg to 25,600 mg/kg; and MORO was detected in 113 of 216 soil samples at concentrations ranging from 10.4 mg/kg to 15,500 mg/kg. The vast majority of the elevated detections were reported in the Northern Area and the Central Processing Area, coincident with impacts from Site chemical processing and storage activities. However, sporadic elevated detections of DRO and MORO were reported in the southern portion of the Panhandle and Eastern Area of the Site (sample locations GG26, KK26, and KK23) and in the Western Area of the Site (sample locations S2 and V5). The detected concentrations in these areas ranged from 5.35 mg/kg to 233 mg/kg for DRO and 19.7 mg/kg to 684 mg/kg for MORO. These detections may be related to historical auto wrecking and storage activities.

No RBTCs were developed for these petroleum hydrocarbon mixtures since the potential risk is related to the individual volatile or semi-volatile compounds contained within the mixtures. However, RBTCs were developed for these key individual compounds and are discussed in the Site specific sections and chemical group specific sections of this report. Since the vast majority of elevated petroleum hydrocarbon detections were coincident with other elevated VOC detections, the concern for gross odor and other secondary issues is not considered a risk issue.

### 8.1.3 *Semi-volatile Organic Compounds*

A total of 37 different SVOCs were detected in soil collected as part of this investigation. Phthalates were the chemical group most frequently detected. Bis(2-ethylhexyl)phthalate was detected in 37 of 100 samples; however, none of the detections exceeded the RBTC of 140 mg/kg. Di-n-octyl-phthalate was the second most detected SVOC and was detected in 24 of 100 samples. No RBTC was established for this constituent. Butyl-benzyl-phthalate was detected in 20 of 100 samples; however, none of the detected concentration exceeded the RBTC of 1,000 mg/kg.

Besides phthalates, naphthalene was also detected frequently. As noted in Section 3.0, naphthalene was analyzed using EPA Method 8260B and EPA Method 8270. The combined analyses indicated that naphthalene was detected in 163 of 457 soil samples at concentrations ranging from 0.0012 mg/kg to 482 mg/kg and detected concentrations exceeded the RBTC of 0.35 mg/kg in 119 samples (Figure 25). As shown on Figure 25, naphthalene was detected at

greater than 100 times the RBTC over a large portion of the Northern Area and in two locations in the Central Processing Area. Otherwise, naphthalene was detected above the RBTC to 100 times the RBTC over most of the Northern Area, Central Processing Area and the Tank Farm Q area, consistent with other chemicals detected at the Site. Besides naphthalene, the other PAHs were rarely detected. For example, most PAHs were detected in the single soil sample KK26, collected from the southern portion of the Panhandle and Eastern Area. However, though PAHs were infrequently detected, many of the laboratory reporting limits for PAHs were elevated. The detected PAHs, in general, are coincident with detections of petroleum hydrocarbons and may be related to petroleum hydrocarbons products used at the Site.

#### 8.1.4 *Metals*

Of the seventeen metals analyzed for, only three metals, lead, arsenic, and mercury, were detected at concentrations exceeding their respective RBTC. Lead was detected in 244 of 280 soil samples at concentrations ranging from 2.0 mg/kg to 16,600 mg/kg and exceeded the RBTC of 320 mg/kg in 28 samples (Figure 27). The pattern of elevated lead detections indicates that the lead is related to fill or historical waste materials placed into the former ponds in the Northern Area and concentrations in this area are greater than 10 times the RBTC, but less than 100 times the RBTC. With the exception of two shallow detections above the RBTC at locations outside of the Former Pond Area, one in the Panhandle and Eastern Area (sample location EE23 [1,650 mg/kg]) and one in the Western Area (sample location V5 [357 mg/kg]), the remainder of Site samples analyzed for lead were below the RBTC for lead.

As described in Section 5.0, a background concentration of 16.6 mg/kg was calculated for arsenic. Site-wide arsenic concentrations were compared to this number and the results of this comparison are shown on Figure 26. Only seven locations, five in the Northern Area, one in the Central Processing Area (sample location V19), and two in the Truck Wash Area (sample locations Y17 and Z16,17), exceeded the arsenic background concentration.

Mercury was widely detected in soil samples across the Site at concentrations above its RBTC (Figure 28). However, the pattern suggests that mercury may be at an elevated background concentration and not specifically present as a contaminant.

#### 8.1.5 *Polychlorinated Biphenyls*

Four PCB congeners (Aroclor-1242, Aroclor-1248, Aroclor-1254, and Aroclor-1260) were detected in Site soil samples. Aroclor-1242 was only detected once and the detected concentration of 0.335 mg/kg is below the PCB RBTC of 0.83 mg/kg. Aroclor-1248 was detected in 19 of 112 soil samples at concentrations ranging from 0.0896 mg/kg to 161 mg/kg and detected concentrations exceeded the RBTC of 0.83 mg/kg in 10 samples (Figure 29). As shown on Figure 29, most of the detections occurred in the southern portion of the Northern Area, the Central Processing Area the Tank Farm Q area and were within the range of 10 to 100 times the RBTC. However, two locations, one in the southern portion of the Northern Area and one in the Tank Farm Q area exceeded 100 times the RBTC. Aroclor-1254 was the most

frequently detected PCB congener in 41 of 112 soil samples at concentrations ranging from 0.0557 mg/kg to 490 mg/kg and detected concentrations exceeded the RBTC of 0.83 mg/kg in 13 samples (Figure 30). The majority of the exceedances were in the range of 10 to 100 times the RBTC and primarily occurred in the Northern Area. However, two locations in the Northern Area exceeded 100 times the RBTC. Aroclor-1260 was detected in 35 of 112 soil samples at concentrations ranging from 0.0225 mg/kg to 16.6 mg/kg and detected concentrations exceeded the RBTC of 0.83 mg/kg in eight samples (Figure 31). The majority of the detections occurred in the Northern Area and were between 10 and 100 times the RBTC.

PCB impacts above the RBTC are limited to the southwestern portion of the Northern Area, the northwestern portion and former tank farm I and J area of the Central Processing Area, and between former Tank Farm Q and the West Storage Building #2 in the Western Area.

#### 8.1.6 Pesticides

Six pesticides (chlordane, 4,4-DDD, 4,4-DDE, 4,4-DDT, dieldrin, and endosulfan) were detected in Site soil samples. The most frequently detected pesticide was 4,4-DDE which was detected in 15 of 100 soil samples. None of the detected pesticides exceeded their respective RBTCs.

## 8.2 Groundwater

Grab groundwater samples were collected from eight locations in the Panhandle and Eastern area (Figure 3). At five locations (R25, KK23, NN26, KK26, and EE26), grab groundwater samples were collected from first encountered groundwater, encountered at approximately six feet bgs. At three of the locations (AA27, GG27, and MM27), three depth discrete grab groundwater samples were collected from each location. The shallow sample from each location was collected at 14 or 15 feet bgs, the intermediate depth sample was collected at 41 or 46 feet bgs and the deep sample was collected at 60 or 69 feet bgs. Therefore, a total of 14 grab groundwater samples were collected.

The groundwater samples collected from first encountered groundwater in borings R25, KK23, NN26, KK26, and EE26, and from 14 or 15 feet bgs in borings AA27, GG27, and MM27 are considered to be from the A water bearing zone. Deeper groundwater samples (41 to 46 feet bgs and 60 or 69 feet bgs) collected from borings AA27, GG27, and MM27 are from the B and C water bearing zones, respectively.

All grab groundwater samples were analyzed for VOCs; however, only samples R25-GW, EE26-GW, and KK26-GW were analyzed for petroleum hydrocarbon constituents (GRO, DRO, and MORO), SVOCs, PCBs and Pesticides. As for metals, samples R25-GW, EE26-GW, and KK26-GW were analyzed for the full suite of metals and additionally, samples KK23-GW and NN26-GW were analyzed for cadmium, total chromium and lead.

The groundwater analytical data are discussed below by water bearing zone and further subdivided by chemical group.

### 8.2.1 *A Zone Grab Groundwater Samples*

A summary of the detections in the A water bearing zone is presented below. Eight grab groundwater samples were collected from the A zone.

#### 8.2.1.1 Volatile Organic Compounds

Each groundwater sample collected during this investigation was analyzed for VOCs. Fifteen chemical constituents were detected in the samples submitted for laboratory analysis; however, of the 11 detected constituents with RBTCs (acetone, benzene, chlorobenzene, 1,1-DCA, 1,1-DCE, 1,2-DCA, trans-1,2-DCE, MTBE, 1,1,2-TCA, TCE, and vinyl chloride), none of the detections exceeded their respective RBTCs. The three constituents detected that do not have RBTCs are discussed below and the detected concentrations are compared to Federal Maximum Contaminant Levels (MCLs). If MCLs are not available, the detected concentration is compared to USEPA Regional Screening Levels (RSLs). VOC data for groundwater is presented in Table 8.

- Di-isopropyl ether was detected in two grab groundwater samples (R25-GW and MM27-15) at concentrations of 0.65 µg/L and 0.82 µg/L. Neither concentration exceeded the RSL of 1,500 µg/L.
- Cis-1,2-DCE was detected in five grab groundwater samples at concentrations ranging from 1.7 µg/L (MM27-15) to 60.9 µg/L (R25-GW). The detected concentrations in samples AA17-14 (11.3 µg/L) and R25-GW (60.9 µg/L) exceeded the California MCL of 6 µg/L.
- Tertiary butyl alcohol (TBA) was detected in one grab groundwater sample (R25-GW) at 5.7 µg/L. There is no California MCL or RSL for TBA.

#### 8.2.1.2 Petroleum Hydrocarbons

Only samples R25-GW, EE26-GW, and KK26-GW were analyzed for petroleum hydrocarbons. GRO was detected at very low concentrations (just above the laboratory MDL) in samples R25-GW (0.0616 µg/L) and EE26-GW (0.0422 µg/L). DRO was detected just above the laboratory MDL at 0.0590 µg/L in sample R25-GW.

#### 8.2.1.3 Semi-Volatile Organic Compounds

Three grab groundwater samples (R25-GW, EE26-GW, and KK26-GW) were analyzed for SVOCs. No SVOCs were detected in these three samples.

#### 8.2.1.4 Metals

Samples R25-GW, EE26-GW, and KK26-GW were analyzed for total CAM 17 metals. In addition, samples KK23-GW and NN26-GW were analyzed for total cadmium, chromium and

lead. Total metals are a measure of the metals sorbed to soil particles in a sample as well as metals dissolved in water. As such, concentrations of total metals are commonly higher than dissolved metals. Arsenic, barium, cadmium, total chromium, cobalt, copper, lead, mercury, molybdenum, nickel, silver, vanadium, and zinc were detected in almost every sample collected. Antimony, beryllium, and thallium were not detected in any sample. The detected concentrations are presented in Table 10.

#### 8.2.1.5 Pesticides and PCBs

Three grab ground water samples (R25-GW, EE26-GW, and KK26-GW) were analyzed for pesticides and PCBs. No pesticides or PCBs were detected in these three samples.

#### *8.2.2 B Zone Grab Groundwater Samples*

Three grab groundwater samples were collected from the B-zone. The B-zone grab groundwater samples were only analyzed for VOCs. Only 1,2-DCA was detected in sample GG27-GW-41 and only 1,2-DCA and 1,1,2-TCA were detected in sample AA27-GW-46. The detected concentrations are well below the established RBTCs for these compounds. No other VOCs were detected in B-zone grab groundwater samples.

#### *8.2.3 C Zone Grab Groundwater Samples*

Three grab groundwater samples were collected from the C-zone. Like the B-zone samples, the C-zone grab groundwater samples were only analyzed for VOCs. VOCs were not detected in sample GG27-GW-61. In sample AA27-GW-69, only low concentrations of acetone, 1,2-DCA, cis-1,2-DCE, trans-1,2-DCE, 2-butanone, 1,1,2-TCA and TCE. These detected concentrations are well below RBTCs or other applicable screening criteria. In sample MM27-GW-60, only a very low concentration, well below the RBTC, of chlorobenzene was detected.

#### *8.2.4 Groundwater Summary*

Grab groundwater samples were collected at various locations within the Panhandle and Eastern Area of the Site since a limited groundwater data was available for the southeastern portion of this area. VOCs were detected in many of the grab groundwater samples collected from the A-zone samples; however, all of the concentrations were below the RBTCs developed. Cis-1,2-DCE does not have an RBTC and the detected concentrations in samples AA17-14 and R25-GW exceeded the California MCL of 6 µg/L. In addition, various total metals were detected in the A-zone samples. Very low concentrations of select VOCs were detected in some B and C-zone samples; however, none of the concentrations exceed the RBTCs develop or other applicable screening criteria. In general groundwater in the southeastern portion of the Panhandle and Eastern are does not appear adversely impacted.

## 9.0 CONCLUSIONS

This section presents the soil, groundwater, and soil vapor conclusions based on results from the CSAP investigation. The investigation activities successfully achieved the goals and objectives established in the CSAP. A total of 160 borings were drilled on a 30-foot grid in the permitted locations and 90-foot grid for the remainder of the Site. A total of 479 primary and duplicate soil samples were collected and analyzed for a range of constituents. In total, over 1,186 unique chemical analyses were performed. In addition, 14 supplemental grab groundwater samples were collected and analyzed. Seventeen soil vapor borings were also sampled and analyzed, with the majority in proximity to buried utility corridors. Based on the program and findings of this investigation, the extent of impacts have been adequately defined.

The former Romic Environmental Technologies Facility has a long history of industrial uses, and the results of the CSAP investigation suggest that each past use has contributed to the currently impacted state of the Site. Early recycling and processing of liquid wastes by prior ownership appears to have led to releases in the Central Processing Area that adversely impacted soil and groundwater. In addition, the past practice of disposing process sludge and soil wastes in the former waste ponds, located at the north end of the Site, during the same period has impacted saturated soil and groundwater in the Northern Area. Subsequently, when the former waste ponds were filled to raise the surface elevation, chemically-impacted soil appears to have been used as part or all of the fill. It had been reported anecdotally that the former pond area was backfilled with rock and concrete debris as well as soil. Based on the drilling program findings, it now appears that the majority of the fill is mixed soil rather than large debris. In addition to the former activities in the Central Processing Area and the ponds in the Northern Area, it appears that former activities in the Tank Farm Q Area in the Western Area, have also led to releases that have impacted soil and groundwater. Together, these three early operational areas constitute the most impacted portions of the Site.

Past acquisition of adjacent wrecking yard properties around the perimeter of the original facility property raised a concern that past auto wrecking practices might have adversely impacted soil and possibly groundwater in these areas. To address this concern, a subset of auto wrecking yard chemical compounds was added to the CSAP program. Analysis of samples collected for this program suggests that a wrecking yard “signature” is not evident in the pattern and concentrations of compounds and metals detected in the former auto wrecking yard areas.

A range of halogenated and aromatic VOCs were detected in soil samples across large portions of the Site. The distribution of VOC detections was generally consistent with historical soil sampling and groundwater monitoring data. The area with the highest number of RBTC exceedances and greatest density of elevated VOC chemical detections was in the former Pond Area. The second area was the former Central Processing Area/Tank Farm Q area. The difference between the two most impacted areas is the thickness of unsaturated soil. While the fill in the former Pond Area is nearly ten feet thick and situated above groundwater, the concrete foundations in the former Central Processing Area and Tank Farm Q appear to extend down into

groundwater across much of the area. The lack of unsaturated soil in Tank Farm Q in the Western Area and the central portion of the Central Processing Area should be considered in developing the Corrective Measures program.

Soil vapor sampling along subsurface utility corridors has demonstrated that the utility corridors are not acting as a pathway for VOC vapors.

The remainder of the Site had few to no detections of VOCs in soil at concentrations above the RBTCs. With the exception of a few, isolated detections of TCE at the former location of the maintenance building and elsewhere, the entire southern third of the Site is not impacted with VOCs above the RBTCs.

Of the target list of metals analyzed for in the soil sampling program, only lead, arsenic, and mercury were detected in soil samples at concentrations above their respective RBTCs or calculated background concentration (arsenic only). Elevated lead detections were predominantly associated with fill in the former pond area, suggesting that lead is less associated with Facility use history and more a source of the fill materials. Arsenic and mercury detections were also predominantly related to the former pond area fill, although each metal was also detected above their respective calculated background concentration or RBTC across much of the Facility. This pattern, especially for mercury, suggests that both metals are present regionally in soil.

PCBs were detected in soil at relatively low concentrations above and below the respective RBTC in deeper samples collected in the northwest section of the Site. These soil detections are consistent with groundwater monitoring data for the same area, suggesting a historical source or release of PCBs in soil prior to filling the area.

Of the limited SVOCs compounds detected in soil during the investigation, naphthalene was the only compound detected above its respective RBTC. The one exception was the single sample KK26, collected from the southern portion of the Panhandle and Eastern Area. KK26 had reported concentrations of a range of PAHs, suggesting that a limited release may have occurred in that area. Since the majority of PAH detections coincided with detections of higher boiling point petroleum hydrocarbons, it is probable that the KK26 sample was collected in a petroleum hydrocarbon impact area. Resampling or confirmation sampling should be considered during redevelopment in this area.

Besides naphthalene, the other PAHs were rarely detected in soil. For example, most PAHs were detected in the single soil sample KK26. However, though PAHs were infrequently detected, many of the laboratory reporting limits for PAHs were elevated. The detected PAHs, in general, are coincident with detections of petroleum hydrocarbons and may be related to petroleum hydrocarbon products.

Pesticides were detected infrequently in soil and each detection was below the respective RBTC. These data indicate that pesticides are not a risk or issue for redevelopment at the Site.

Grab groundwater samples were collected at various locations within the Panhandle and Eastern Area of the Site since a limited groundwater data was available for the southeastern portion of this area. VOCs were detected in many of the grab groundwater samples collected from the A-zone samples; however, all of the concentrations are below the RBTCs developed. Cis-1,2-DCE does not have an RBTC and the detected concentrations in samples AA17-14 and R25-GW exceeded the California MCL of 6 µg/L. In addition, various total metals were detected in the A-zone samples. Very low concentrations of select VOCs were detected in some B and C-zone samples; however, none of the concentrations exceed the RBTCs develop or other applicable screening criteria. In general groundwater in the southeastern portion of the Panhandle and Eastern are does not appear adversely impacted.

The overall distribution of chemicals in soil and groundwater at the Site is consistent with previous conceptual models for the Site, with the exception of the former Pond Area fill that is more impacted than previously interpreted from past sampling. The basis for this conclusion is through comparison between the limited historical dataset and the data collected for the CSAP program. Relative concentrations, RBTC exceedances, and chemical diversity each decrease south of the former Pond Area, and essentially decrease to below all respective RBTCs south of the former Laboratory Building (coordinate line "W").



## 10.0 RECOMMENDATIONS

The CSAP investigation program has been completed and the findings are considered adequate to support design of the Corrective Measures program and to evaluate the appropriate mitigation measures to achieve the goals stated in the Record of Decision (ROD) (USEPA 2008). As discussed elsewhere in this report, comparison of soil and soil vapor data to their respective RBTCs identified areas in the southern portions of the Site that are below or nearly below all RBTCs. In contrast, the entirety of the former Pond Area (“Northern Area”) and former Production Area (“Central Processing Area”) soils have been found to be impacted with contaminants essentially from the concrete pavement down to the groundwater interface.

Based on these findings, it is recommended that future corrective measures for the former Romic facility be adjusted to optimize mitigation to match the degree of impact. Evaluation of analytical data and Site conditions encountered during the CSAP investigation suggests that corrective measures should include:

- Administratively reclassifying the southern sections of the Site where RBTCs are met or rarely exceeded in order to advance redevelopment of the property as deemed appropriate.
- An assessment of whether the Enhanced Reductive Dechlorination (ERD) bioremediation program currently at pilot scale for groundwater remediation can be expanded to remediate the shallow, partially saturated soils that underlay concrete foundations in the Central Processing Area.
- An alternative mitigation approach that avoids extensive soil excavation and off-site disposal in the former Pond Area to limit impacts to the community during excavation and transport. Alternatives that integrate insitu remediation technologies with the biological ERD groundwater program are recommended.

Future redevelopment or future investigation efforts should incorporate the following additional sampling to further test the conclusions of the CSAP investigation:

- Confirmatory soil and soil vapor sampling in the area of the former maintenance building to assess the extent of PCE detected in soil borings at this location. Data will be helpful for future redevelopment planning in the area, and to assess whether vapor migration issues may exist.
- Confirmatory soil sampling in the area of sample KK26 located near the Site entrance gate, to assess the extent of elevated PAHs and petroleum hydrocarbons detected in KK26.
- Final confirmatory soil vapor sampling in areas administratively reclassified for future redevelopment.

- Any future soil sampling should be structured to reflect the common elevated laboratory method detection limits due to matrix interference and elevated concentrations of chemicals.

## 11.0 REFERENCES

- ARCADIS. 2007. Corrective Measures Study Report, Romic Environmental Technologies Corporation, East Palo Alto, California. August 16.
- American Society for Testing and Materials (ASTM). 2007. Standard Test Method for Electronic Friction Cone and Piezocone Penetration Testing of Soils (D 5778-07).
- Andersen, David W., 1998, *Natural Levels of Nickel, Selenium, and Arsenic in the Southern San Francisco Bay Area*, Institute for Research in Environmental Engineering and Science, Prepared for the City of San Jose Environmental Services Department, June 30.
- Bureau Veritas. 2009. Facility Closure Certification Report. October 14.
- Bureau Veritas. 2010. Addendum to the October 14, 2009, Facility Closure Certification Report. January 29.
- Bureau Veritas. 2010. Addendum to the October 14, 2009, Facility Closure Certification Report and to the January 29, 2010 Addendum. May 10.
- Cal/EPA. 2009. *Arsenic Strategies, Determination of Arsenic Remediation, Development of Arsenic Cleanup Goals*. Department of Toxic Substances Control. January 16.
- Cal/EPA. 1997. *Selecting Inorganic Constituents as Chemicals of Potential Concern at Risk Assessment at Hazardous Waste Sites and Permitted Facilities*. Department of Toxic Substances Control. February.
- California State Department of Health Services Toxic Substances Control Program. 1989. RCRA Facility Assessment of Solid Waste Management Units at Romic Chemical Corporation, East Palo Alto, California. November.
- Clean Harbors. 2008. Draft Facility Closure Plan, Romic Environmental Technologies Corporation, East Palo Alto, California. April 7.
- Conor Pacific/EFW/Henshaw. 1999. Comprehensive RCRA Facility Investigation Report. March 31.
- Department of Toxic Substances Control (DTSC), California Environmental Protection Agency. 2005. Interim Final Guidance for the Evaluation and Mitigation of Subsurface Vapor Intrusion to Indoor Air. February 7.
- Department of Water Resources (DWR). 1967. Appendix A, Evaluation of Ground-water Resources, South Bay, California Department of Water Resources Bulletin No. 118-1.
- Dibblee. 1966. Geology of the Palo Alto Quadrangle, Santa Clara and San Mateo Counties, California. California Division of Mines and Geology.

- Erler and Kalinowski, Inc (EKI), 2007, *Remediation and Risk Management Plan*, 151 Tara Road, East Palo Alto, January 4.
- Federal Emergency Management Agency (FEMA). 1984. Flood Hazard Maps, Community Panel No. 06-07-08-001A. September 19.
- Geomatrix and Papadopoulous. 1992. Tidal Influence Study, 1990 Bay Road Site, East Palo Alto, California. March.
- Gilbert, R.O. 1987. *Statistical Methods for Environmental Pollution Monitoring*. New York: Van Nostrand Reinhold.
- Groundwater Committee of California Regional Water Quality Control Board San Francisco Bay Region (GCC RWQCB). 2003. A Comprehensive Groundwater Protection Evaluation for the South San Francisco Bay Basins. May.
- Harding Lawson and Associates (HLA). 1987. Tidal Influence Study, Romic Chemical Corporation, East Palo Alto, California. September 23.
- HLA. 1989. Description of Current Conditions RCRA Facility Investigation Romic Chemical Corporation, East Palo Alto, California. December 6.
- HLA. 1991. Report of RCRA Facility Investigation and Monitoring Activities, June Through December 1990 (Draft), Romic Chemical Corporation, East Palo Alto, California. January.
- Iris Environmental, 2011a, *Comprehensive Site-Wide Sampling and Analysis Plan (CSAP)*, Former Romic Environmental Technologies Facility, East Palo Alto, March 30.
- Iris Environmental, 2011b, *Addendum to Comprehensive Site-Wide Sampling and Analysis Plan*, Former Romic Environmental Technologies Facility, East Palo Alto, August 19.
- Iris Environmental, 2011c, *Revised Addendum to Comprehensive Site-Wide Sampling and Analysis Plan*, Former Romic Environmental Technologies Facility, East Palo Alto, August 22.
- Iris Environmental, 2011d, Notification of Field Work, Comprehensive Site Wide Sampling and Analysis Program, Former Romic Environmental Technology Corporation Facility. Letter dated June 27.
- Iris Environmental, 2012, *Background Metals Analysis Approach*, September 27.
- Los Angeles RWQCB. 1997. Interim Guidance for Active Soil Gas Investigation. February 25.
- Los Angeles RWQCB and California Environmental Protection Agency, DTSC. 2003. Advisory – Active Soil Gas Investigations. January 28.
- Oakeshott, G. 1978. California's Changing Landscapes: A Guide to the Geology of the State. McGraw-Hill, San Francisco, California, 379 p.

- Office of Environmental Health Hazard Assessment (OEHHA). Revision 2005. *Human-Exposure-Based Screening Numbers Developed to Aid Estimation of Cleanup Costs for Contaminated Soil*. Integrated Risk Assessment Section. November 2004.
- RWQCB, San Francisco Bay Region. 1973. Abatement Order 79-3. March 23.
- Scott, Christina Marie, 1991, *Background Metal Concentrations in Soils in Northern Santa Clara County, California*, Thesis for Master of Science in Environmental Management, University of San Francisco, December.
- USEPA, 1994, *USEPA Contract Laboratory Program National Functional Guidelines for Inorganic Data Review*, OSWER Publication 9240.1-05-01, PB94-963502, EPA-540/R-94-013, Office of Solid Waste and Emergency Response, Washington, DC. February.
- USEPA, 1999, *USEPA Contract Laboratory Program National Functional Guidelines for Organic Data Review*, OSWER Publication 9240.1-05A-P, PB99-963506, EPA-540/R-99/008, Office of Solid Waste and Emergency Response, Washington, DC. October.
- USEPA, 2008, *USEPA Contract Laboratory Program National Functional Guidelines for Superfund Organic Methods Data Review*, OSWER Publication 9240.1-48, USEPA-540-R-08-01, Office of Superfund Remediation and Technology Innovation, Washington, DC. June.
- USEPA, 2010, *USEPA Contract Laboratory Program National Functional Guidelines for Inorganic Superfund Data Review*, OSWER Publication 9240.1-51, USEPA-540-R-10-011, Office of Superfund Remediation and Technology Innovation, Washington, DC. January.
- USEPA. 2011a. Conditional Approval of Addendum to Comprehensive Site Wide Sampling and Analysis Plan for the Former Romic Facility. Letter dated June 15.
- USEPA. 2011b. Conditional Approval of Addendum to Comprehensive Site Wide Sampling and Analysis Plan for the Former Romic Facility. Letter dated August 19.

## **TABLES**

**Table 1. Proposed Versus Actual Soil Sample Locations and Depths**

Area or Area of Concern (AOC)	Proposed Sample ID	Final Sample ID (Final Location)	Proposed Sample Depth	Final Sample Depth	Duplicate Collected	Analyses <sup>(1)</sup>						
						VOCs	CAM 17 Metals	Metals (Pb, Cd, Cr)	TPH	SVOCs	Pesticides	PCBs
DRUM CRUSHER HWMU	D21	D21	0-0.5'	1.0	Y	X						
			2.5-3'	3.5		X						
			5.5-6'	NS		X						
	D22	D22	0-0.5'	1.0	Y	X	X		X	X	X	X
			2.5-3'	NS		X						
			5.5-6'	7.5		X						
	D23	D23	0-0.5'	2.7		X						
			2.5-3'	6.0		X						
			5.5-6'	9.0		X						
E22	E22	0-0.5'	0.8		X							
		2.5-3'	3.0		X							
		5.5-6'	7.5		X							
LIQUIFACTION AREA	K23	K23	0-0.5'	1.4		X	X		X	X	X	X
			2.5-3'	3.9		X						
			5.5-6'	6.9		X						
WEST STORAGE BUILDING 2	OP/3,4	OP/3,4	0-0.5'	1.0	Y	X	X		X	X	X	X
			2.5-3'	3.5		X		X	X			
			5.5-6'	6.5		X		X	X			
	OP/4,5	OP/4,5	0-0.5'	1.0		X		X	X			
			2.5-3'	3.5		X		X	X			
			5.5-6'	6.5		X		X	X			
	PQ/3,4	PQ/3,4	0-0.5'	1.2	Y	X		X	X			
			2.5-3'	3.7		X		X	X			
			5.5-6'	6.7		X		X	X			

**Table 1. Proposed Versus Actual Soil Sample Locations and Depths**

Area or Area of Concern (AOC)	Proposed Sample ID	Final Sample ID (Final Location)	Proposed Sample Depth	Final Sample Depth	Duplicate Collected	Analyses <sup>(1)</sup>						
						VOCs	CAM 17 Metals	Metals (Pb, Cd, Cr)	TPH	SVOCs	Pesticides	PCBs
WEST STORAGE BUILDING 2 (continued)	PQ/4,5	PQ/4,5	0-0.5'	1.0		X	X		X	X	X	X
			2.5-3'	3.5		X		X	X			
			5.5-6'	6.5		X		X	X			
	QR/3,4	QR/3,4	0-0.5'	1.0		X	X		X	X	X	X
			2.5-3'	3.5		X		X	X			
			5.5-6'	6.5		X		X	X			
	QR/4,5	QR/4,5	0-0.5'	1.3	Y	X		X	X			
			2.5-3'	3.3		X		X	X			
			5.5-6'	6.8		X		X	X			
TANKFARM Q	MN/7,8	N7	0-0.5'	0.3	Y	X	X		X	X	X	X
			2.5-3'	2.8		X						
			5.5-6'	5.8		X						
	NO/7,8	O8	0-0.5'	1.2		X						
			2.5-3'	3.7		X						
			5.5-6'	6.7		X						
	NO/8,9	OP9	0-0.5'	0.5		X	X		X	X	X	X
			2.5-3'	3.0	Y	X						
			5.5-6'	6.0		X						
	OP/7,8	OP/7,8	0-0.5'	1.3		X	X		X	X	X	X
			2.5-3'	3.8		X						
			5.5-6'	6.8		X						
	OP/8,9	PQ8	0-0.5'	1.3		X						
			2.5-3'	3.8		X						
			5.5-6'	6.8		X						
PQ/7,8	PQ/7,8	0-0.5'	1.0		X							
		2.5-3'	3.5		X							
		5.5-6'	6.5		X							



**Table 1. Proposed Versus Actual Soil Sample Locations and Depths**

Area or Area of Concern (AOC)	Proposed Sample ID	Final Sample ID (Final Location)	Proposed Sample Depth	Final Sample Depth	Duplicate Collected	Analyses <sup>(1)</sup>						
						VOCs	CAM 17 Metals	Metals (Pb, Cd, Cr)	TPH	SVOCs	Pesticides	PCBs
TANKFARM Q (continued)	PQ/8,9	PQ/8,9	0-0.5'	0.5		X	X		X	X	X	X
			2.5-3'	2.9		X						
			5.5-6'	NS		X						
	QR/7,8	QR/7,8	0-0.5'	1.0		X	X		X	X	X	X
			2.5-3'	3.5		X						
			5.5-6'	6.5		X						
	QR/8,9	QR/8,9	0-0.5'	0.9		X						
			2.5-3'	3.4		X						
			5.5-6'	6.4		X						
	RS/7,8	RS/7,8	0-0.5'	1.3		X						
			2.5-3'	3.8		X						
			5.5-6'	6.8		X						
TANKFARM H	N17	N17	0-0.5'	2.0		X	X		X	X	X	X
			2.5-3'	4.0		X						
			5.5-6'	7.0		X						
TANKFARM G	O17	O17	0-0.5'	0.6		X						
			2.5-3'	3.1		X						
			5.5-6'	6.1		X						
	P17	P17	0-0.5'	0.5		X	X		X	X	X	X
			2.5-3'	3.0		X						
			5.5-6'	6.0		X						
TANKFARM MNO	N19	N19	0-0.5'	0.5		X						
			2.5-3'	3.0		X						
			5.5-6'	6.0		X						
	N20	N20	0-0.5'	0.5		X						
			2.5-3'	3.0		X						
			5.5-6'	6.0		X						

**Table 1. Proposed Versus Actual Soil Sample Locations and Depths**

Area or Area of Concern (AOC)	Proposed Sample ID	Final Sample ID (Final Location)	Proposed Sample Depth	Final Sample Depth	Duplicate Collected	Analyses <sup>(1)</sup>						
						VOCs	CAM 17 Metals	Metals (Pb, Cd, Cr)	TPH	SVOCs	Pesticides	PCBs
TANKFARM MNO (continued)	N21	N21	0-0.5'	1.0		X	X		X	X	X	X
			2.5-3'	3.5		X						
			5.5-6'	6.5		X						
TANKFARM CLR	OP/19,20	OP19	0-0.5'	1.3		X	X		X	X	X	X
			2.5-3'	3.8		X						
			5.5-6'	6.8		X						
	OP/20,21	OP21	0-0.5'	0.7	Y	X						
			2.5-3'	3.2		X						
			5.5-6'	NS		X						
TANKFARM I AND J	Q17	Q17	0-0.5'	1.9		X	X		X	X	X	X
			2.5-3'	4.4		X						
			5.5-6'	7.4		X						
	R17	R17	0-0.5'	0.8	Y	X						
			2.5-3'	3.3		X						
			5.5-6'	6.3		X						
	S16	S16	0-0.5'	0.6		X						
			2.5-3'	2.6		X						
			5.5-6'	6.1		X						
	S17	S17	0-0.5'	1.0		X	X		X	X	X	X
			2.5-3'	3.5		X						
			5.5-6'	NS		X						
HIGH TEMP UNIT	S22	S22	0-0.5'	0.8		X	X		X	X	X	X
			2.5-3'	3.3	Y	X						
			5.5-6'	NS		X						
TANKFARM K	V 17	V17	0-0.5'	0.5		X	X		X	X	X	X
			2.5-3'	3.0		X						
			5.5-6'	6.0		X						

**Table 1. Proposed Versus Actual Soil Sample Locations and Depths**

Area or Area of Concern (AOC)	Proposed Sample ID	Final Sample ID (Final Location)	Proposed Sample Depth	Final Sample Depth	Duplicate Collected	Analyses <sup>(1)</sup>						
						VOCs	CAM 17 Metals	Metals (Pb, Cd, Cr)	TPH	SVOCs	Pesticides	PCBs
TANKFARM K (continued)	V 18	V18	0-0.5'	0.5		X						
			2.5-3'	3.0		X						
			5.5-6'	6.0		X						
	V 19	V19	0-0.5'	0.6		X	X		X	X	X	X
			2.5-3'	3.1		X						
			5.5-6'	6.1		X						
TRUCK WASH	Y16	Y16	0-0.5'	1.1		X						
			2.5-3'	3.6		X						
			5.5-6'	6.7		X						
	Y17	Y17	0-0.5'	0.9		X	X		X	X	X	X
			2.5-3'	3.4		X	X		X	X	X	X
			5.5-6'	6.4		X	X		X	X	X	X
	Z/16,17	Z/16,17	0-0.5'	0.9		X	X		X	X	X	X
			2.5-3'	3.4		X	X		X	X	X	X
			5.5-6'	6.4		X	X		X	X	X	X
TANKFARM D	S20	S20	0-0.5'	1.7		X	X		X	X	X	X
			2.5-3'	4.2		X						
			5.5-6'	7.2		X						
TANKFARMS A AND B	Q19	Q19	0-0.5'	1.5		X						
			2.5-3'	4.0		X						
			5.5-6'	7.0		X						
	R19	R19	0-0.5'	1.5		X	X		X	X	X	X
			2.5-3'	4.0		X						
			5.5-6'	7.0		X						
	Q20	Q20	0-0.5'	1.1		X	X		X	X	X	X
			2.5-3'	3.6		X						
			5.5-6'	6.6		X						

**Table 1. Proposed Versus Actual Soil Sample Locations and Depths**

Area or Area of Concern (AOC)	Proposed Sample ID	Final Sample ID (Final Location)	Proposed Sample Depth	Final Sample Depth	Duplicate Collected	Analyses <sup>(1)</sup>						
						VOCs	CAM 17 Metals	Metals (Pb, Cd, Cr)	TPH	SVOCs	Pesticides	PCBs
TANKFARMS A AND B (continued)	R20	R20	0-0.5'	1.7		X						
			2.5-3'	4.2	Y	X						
			5.5-6'	NS		X						
DRUM CRUSHING AREA (SWMU)	G17	G17		1.0	Y							
			2.5-3'	2.5		X						
			5.5-6'	6.5		X						
	G18	G18		1.0	Y							
			2.5-3'	3.5		X						
			5.5-6'	6.5		X						
	H17	H17	0-0.5'	0.5	Y	X	X		X	X	X	X
			2.5-3'	3.5		X						
			5.5-6'	6.0		X						
SURGE TANK (SWMU #2)	L6	L6	0-0.5'	0.9		X	X		X	X	X	X
			2.5-3'	3.4		X						
			5.5-6'	6.4		X						
	L7	L7	2.5-3'	3.2		X						
			5.5-6'	6.2		X						
SEPTIC TANK (SWMU #3)	P23	P23	2.5-3'	3.7		X	X		X	X	X	X
			5.5-6'	6.7		X						
	R24	R24	2.5-3'	3.0		X						
			5.5-6'	6.0		X						
	R25	R25	0.0.5'	0.5	Y	X	X		X	X	X	X
			2.5-3'	3.0		X						
			5.5-6'	NS		X						
	P25	P25 (PQ/24)	2.5-3'	2.7		X	X		X	X	X	X
5.5-6'			NS		X	X						

**Table 1. Proposed Versus Actual Soil Sample Locations and Depths**

Area or Area of Concern (AOC)	Proposed Sample ID	Final Sample ID (Final Location)	Proposed Sample Depth	Final Sample Depth	Duplicate Collected	Analyses <sup>(1)</sup>						
						VOCs	CAM 17 Metals	Metals (Pb, Cd, Cr)	TPH	SVOCs	Pesticides	PCBs
RUNOFF SUMP (SWMU #4)	P27	P27 (Q26)	0-0.5'	0.5	Y	X	X		X	X	X	X
			2.5-3'	5.0		X	X		X	X	X	X
			5.5-6'	6.4		X	X		X	X	X	X
WEST STORAGE LOT (SWMU #5)	Y2	Y2	0-0.5'	1.0				X	X			
			2.5-3'	3.5		X		X	X			
			5.5-6'	6.5		X		X	X			
	Y3	Y3	0-0.5'	1.0		X	X		X	X	X	X
			2.5-3'	3.5		X		X	X			
			5.5-6'	6.5		X		X	X			
TRUCK PARKING AREA	X8	X8	0-0.5'	1.0	Y	X		X	X			
			2.5-3'	3.5		X		X	X			
			5.5-6'	6.5		X		X	X			
	X9	X9	0-0.5'	1.8		X		X	X			
			2.5-3'	4.1		X		X	X			
			5.5-6'	7.1		X		X	X			
PROCESS WATER TREATMENT	Bb19	Bb19 (BbCc/20,21)	0-0.5'	3.3				X	X			
			2.5-3'	5.8	Y	X		X	X			
			5.5-6'	NS		X		X	X			
NORTH DRUM STORAGE AREA (AOC 8)	K19	K19	0-0.5'	1.0		X	X		X	X	X	X
			2.5-3'	3.5		X						
			5.5-6'	6.5		X						
	K20	K20	2.5-3'	3.0		X						
			5.5-6'	6.0		X						
			5.5-6'	6.0		X						
K21	K21	0-0.5'	0.5	Y	X	X		X	X	X	X	
		2.5-3'	3.0		X							
		5.5-6'	6.0		X							

**Table 1. Proposed Versus Actual Soil Sample Locations and Depths**

Area or Area of Concern (AOC)	Proposed Sample ID	Final Sample ID (Final Location)	Proposed Sample Depth	Final Sample Depth	Duplicate Collected	Analyses <sup>(1)</sup>						
						VOCs	CAM 17 Metals	Metals (Pb, Cd, Cr)	TPH	SVOCs	Pesticides	PCBs
NORTH DRUM STORAGE AREA (AOC 8) (continued)	L20	L20	0-0.5'	0.7		X	X		X	X	X	X
			2.5-3'	3.2		X						
			5.5-6'	6.2		X						
	L23	L23	0-0.5'	0.5		X	X		X	X	X	X
			2.5-3'	3.0		X						
			5.5-6'	6.0		X						
	M19	M19 (M20)	0-0.5'	0.5		X	X		X	X	X	X
			2.5-3'	3.0		X						
			5.5-6'	6.0		X						
	M22	M22	0-0.5'	0.5		X	X		X	X	X	X
			2.5-3'	3.0		X						
			5.5-6'	6.0		X						
	M24	M24	2.5-3'	3.0		X						
			5.5-6'	6.0		X						
	N23	N23	2.5-3'	3.9		X						
5.5-6'			NS		X							
N25	N25	0-0.5'	0.9		X	X		X	X	X	X	
		2.5-3'	3.9		X							
		5.5-6'	NS		X							
SOUTH DRUM STORAGE AREA (AOC 9)	N6	N6	0-0.5'	0.8		X	X		X	X	X	X
			2.5-3'	3.3	Y	X		X	X			
			5.5-6'	6.3		X		X	X			
	O6	O6	0-0.5'	1.2				X	X			
			2.5-3'	3.7		X		X	X			
			5.5-6'	6.7		X		X	X			
	P6	P6	0-0.5'	1.0		X	X		X	X	X	X
			2.5-3'	2.0		X		X	X			
			5.5-6'	6.5		X		X	X			
Q6	Q6	0-0.5'	0.8				X	X				
		2.5-3'	3.3		X		X	X				
		5.5-6'	6.3		X		X	X				

**Table 1. Proposed Versus Actual Soil Sample Locations and Depths**

Area or Area of Concern (AOC)	Proposed Sample ID	Final Sample ID (Final Location)	Proposed Sample Depth	Final Sample Depth	Duplicate Collected	Analyses <sup>(1)</sup>						
						VOCs	CAM 17 Metals	Metals (Pb, Cd, Cr)	TPH	SVOCs	Pesticides	PCBs
SOUTH DRUM STORAGE AREA (AOC 9) (continued)	R6	R6	0-0.5'	0.5		X	X		X	X	X	X
			2.5-3'	3.0		X		X	X			
			5.5-6'	6.0		X		X	X			
	Q10	Q10	2.5-3'	2.0		X						
			5.5-6'	6.0		X						
	Q16	Q16	2.5-3'	3.0		X						
			5.5-6'	6.0		X						
	R10	R10	0-0.5'	0.5		X	X		X	X	X	X
			2.5-3'	2.5		X						
			5.5-6'	6.0		X						
	R11	R11	2.5-3'	3.0		X						
			5.5-6'	6.0		X						
	T18	T18	2.5-3'	3.1		X						
			5.5-6'	6.1		X						
	T19	T19	0-0.5'	0.5		X	X		X	X	X	X
			2.5-3'	3.0		X						
			5.5-6'	6.0		X						
	U20	U20	2.5-3'	3.0		X						
			5.5-6'	6.0		X						
	U21	U21	0-0.5'	0.5		X	X		X	X	X	X
			2.5-3'	NS		X						
			5.5-6'	NS		X						
	V22	V22	2.5-3'	3.5		X						
			5.5-6'	6.5		X						
V23	V23	0-0.5'	0.5		X	X		X	X	X	X	
		2.5-3'	3.0		X							
		5.5-6'	6.0		X							

**Table 1. Proposed Versus Actual Soil Sample Locations and Depths**

Area or Area of Concern (AOC)	Proposed Sample ID	Final Sample ID (Final Location)	Proposed Sample Depth	Final Sample Depth	Duplicate Collected	Analyses <sup>(1)</sup>						
						VOCs	CAM 17 Metals	Metals (Pb, Cd, Cr)	TPH	SVOCs	Pesticides	PCBs
ONSITE AUTO WRECKING YARDS (AOC 10)	P1	P1	0-0.5'	0.8		X	X		X	X	X	X
		(MN/1)	2.5-3'	3.9	Y	X		X	X			
			5.5-6'	6.3		X		X	X			
	M2	M2	0-0.5'	0.9		X	X		X	X	X	X
			2.5-3'	3.4		X		X	X			
			5.5-6'	6.4		X		X	X			
	S2	S2	0-0.5'	1.0		X	X		X	X	X	X
			2.5-3'	3.0		X		X	X			
			5.5-6'	6.5		X		X	X			
	V2	V2	0-0.5'	1.1				X	X			
			2.5-3'	3.6		X		X	X			
			5.5-6'	6.6		X		X	X			
	Bb2	Bb2	0-0.5'	1.5	Y	X	X		X	X	X	X
			2.5-3'	4.0		X		X	X			
			5.5-6'	7.0		X		X	X			
	M5	M5	0-0.5'	0.7				X	X			
			2.5-3'	3.2		X		X	X			
			5.5-6'	6.2		X		X	X			
	S5	S5	0-0.5'	0.6				X	X			
			2.5-3'	3.1	Y	X		X	X			
			5.5-6'	6.1		X		X	X			
	V5	V5	0-0.5'	1.0		X	X		X	X	X	X
			2.5-3'	3.5		X		X	X			
			5.5-6'	6.5		X		X	X			
Y5	Y5	0-0.5'	1.5				X	X				
		2.5-3'	4.0		X		X	X				
		5.5-6'	7.0		X		X	X				
Bb5	Bb5	0-0.5'	1.0				X	X				
		2.5-3'	3.5		X		X	X				
		5.5-6'	6.5		X		X	X				



**Table 1. Proposed Versus Actual Soil Sample Locations and Depths**

Area or Area of Concern (AOC)	Proposed Sample ID	Final Sample ID (Final Location)	Proposed Sample Depth	Final Sample Depth	Duplicate Collected	Analyses <sup>(1)</sup>						
						VOCs	CAM 17 Metals	Metals (Pb, Cd, Cr)	TPH	SVOCs	Pesticides	PCBs
ONSITE AUTO WRECKING YARDS (AOC 10) (continued)	Bb8	Bb8	0-0.5'	2.7		X	X		X	X	X	X
			2.5-3'	5.0		X		X	X			
			5.5-6'	7.5		X		X	X			
	Y11	Y11	0-0.5'	0.8		X	X		X	X	X	X
			2.5-3'	3.1		X		X	X			
			5.5-6'	6.1		X		X	X			
	Y14	Y14	0-0.5'	1.0				X	X			
			2.5-3'	3.5		X		X	X			
			5.5-6'	6.5		X		X	X			
	Aa17	Aa17	0-0.5'	4.0		X	X		X	X	X	X
			2.5-3'	6.5		X		X	X			
			5.5-6'	NS		X		X	X			
	Y23	Y23	0-0.5'	0.5		X	X		X	X	X	X
			2.5-3'	3.0		X		X	X			
			5.5-6'	6.0		X		X	X			
	Bb23	Bb23	0-0.5'	1.0		X	X		X	X	X	X
			2.5-3'	4.5		X		X	X			
			5.5-6'	NS		X		X	X			
	Ee23	Ee23	0-0.5'	1.3				X	X			
			2.5-3'	3.3		X		X	X			
			5.5-6'	6.8		X		X	X			
	Ee26	Ee26	2.5-3'	3.8	Y	X	X		X	X	X	X
			5.5-6'	6.8		X		X	X			
	Hh23	Hh23	0-0.5'	0.0		X	X		X	X	X	X
			2.5-3'	2.5		X		X	X			
			5.5-6'	NS		X		X	X			
	Kk23	Kk23	0-0.5'	0.2	Y			X	X			
2.5-3'			2.7	Y	X		X	X				
5.5-6'			NS		X		X	X				
Kk26	Kk26	0-0.5'	0.1		X	X		X	X	X	X	
		2.5-3'	2.6	Y	X		X	X				
		5.5-6'	5.6		X		X	X				

**Table 1. Proposed Versus Actual Soil Sample Locations and Depths**

Area or Area of Concern (AOC)	Proposed Sample ID	Final Sample ID (Final Location)	Proposed Sample Depth	Final Sample Depth	Duplicate Collected	Analyses <sup>(1)</sup>						
						VOCs	CAM 17 Metals	Metals (Pb, Cd, Cr)	TPH	SVOCs	Pesticides	PCBs
ONSITE AUTO WRECKING YARDS (AOC 10) (continued)	Nn23	Nn23	0-0.5'	0.0				X	X			
			2.5-3'	2.5		X		X	X			
			5.5-6'	5.5	Y	X		X	X			
	Nn26	Nn26	0-0.5'	0.0				X	X			
			2.5-3'	2.5	Y	X		X	X			
			5.5-6'	NS		X		X	X			
	Z27	Z27	0-0.5'	1.0		X	X		X	X	X	X
			2.5-3'	3.5		X		X	X			
			5.5-6'	6.5		X		X	X			
	Bb26	Bb26	0-0.5'	1.0				X	X			
			2.5-3'	3.5		X		X	X			
			5.5-6'	6.5		X		X	X			
	Gg26	Gg26	0-0.5'	0.0	Y	X	X		X	X	X	X
			2.5-3'	2.5		X		X	X			
			5.5-6'	5.5		X		X	X			
	V29	V29	0-0.5'	3.0				X	X			
			2.5-3'	5.5	Y	X		X	X			
			5.5-6'	NS		X		X	X			
Aa25	Aa25	0-0.5'	0.5				X	X				
		2.5-3'	3.0		X		X	X				
		5.5-6'	6.0		X		X	X				
VOCS IN GROUND WATER (AOC 11)	Aa12	Aa12	0-0.5'	1.0				X	X			
			2.5-3'	3.5		X		X	X			
			5.5-6'	6.5		X		X	X			
	Bb11	Bb11	0-0.5'	1.5		X	X		X	X	X	X
			2.5-3'	4.0		X		X	X			
			5.5-6'	7.0		X		X	X			

**Table 1. Proposed Versus Actual Soil Sample Locations and Depths**

Area or Area of Concern (AOC)	Proposed Sample ID	Final Sample ID (Final Location)	Proposed Sample Depth	Final Sample Depth	Duplicate Collected	Analyses <sup>(1)</sup>						
						VOCs	CAM 17 Metals	Metals (Pb, Cd, Cr)	TPH	SVOCs	Pesticides	PCBs
FORMER BUILDING FOOTPRINT AREAS AND REMAINDER OF SITE	T8	T8	0-0.5'	0.5		X	X		X	X	X	X
			2.5-3'	3.0	Y	X						
			5.5-6'	6.0		X						
	V8	V8	2.5-3'	3.0		X						
			5.5-6'	6.0		X						
	T11	T11	0-0.5'	1.0		X						
			2.5-3'	3.5		X						
			5.5-6'	6.5		X						
	V11	V11	0-0.5'	0.7		X	X		X	X	X	X
			2.5-3'	3.2		X	X		X	X	X	X
			5.5-6'	6.2		X	X		X	X	X	X
	P16	P16	2.5-3'	2.9		X						
			5.5-6'	5.9		X						
	N18	N18	2.5-3'	3.3		X						
			5.5-6'	6.3		X						
	S19	S19	2.5-3'	4.3		X						
			5.5-6'	7.3		X						
	T21	T21	0-0.5'	0.5		X	X		X	X	X	X
			2.5-3'	3.0		X						
			5.5-6'	NS		X						
	O23	O23	2.5-3'	4.0		X						
			5.5-6'	NS		X						
	V26	V26	0-0.5'	0.9		X	X		X	X	X	X
			2.5-3'	3.4		X						
			5.5-6'	6.4		X						
	S26	S26	0-0.5'	0.8		X	X		X	X	X	X
			2.5-3'	3.3		X						
5.5-6'			6.3		X							
N26	N26	2.5-3'	3.5	Y	X							
		5.5-6'	6.5		X							

**Table 1. Proposed Versus Actual Soil Sample Locations and Depths**

Area or Area of Concern (AOC)	Proposed Sample ID	Final Sample ID (Final Location)	Proposed Sample Depth	Final Sample Depth	Duplicate Collected	Analyses <sup>(1)</sup>						
						VOCs	CAM 17 Metals	Metals (Pb, Cd, Cr)	TPH	SVOCs	Pesticides	PCBs
FORMER BUILDING FOOTPRINT AREAS AND REMAINDER OF SITE (continued)	K27	K27	0-0.5'	0.5	Y	X	X		X	X	X	X
			2.5-3'	3.0		X						
			5.5-6'	6.0		X						
	C24	C24	2.5-3'	1.2		X						
			5.5-6'	2.8		X						
	C21	C21		1.5								
			2.5-3'	3.0		X						
			5.5-6'	7.0		X						
	A21	A21	2.5-3'	3.2		X						
			5.5-6'	6.5		X						
	W22	W22	2.5-3'	3.1		X						
			5.5-6'	6.1		X						
	T24	T24	2.5-3'	3.8		X						
			5.5-6'	6.8		X						

**Notes:**

Shaded sample indicates location in historical auto wrecking operations area.

(1) "VOCs" indicates volatile compounds by USEPA method 8260B.

"CAM 17 Metals" indicates analyses of 17 metals by USEPA method 6010B, and mercury by USEPA Method 7470A Modified.

"Metals (Pb, Cd, Cr)" indicates lead, cadmium, and chromium by USEPA method 6010B.

"TPH" indicates total petroleum hydrocarbons as gasoline, diesel, and motor oil by modified USEPA method 8015.

"SVOCs" indicates semivolatile organic compounds by USEPA method 8270.

"Pesticides" indicates organochlorine pesticides by USEPA method 8081A.

"PCBs" indicates polychlorinated biphenyls by USEPA method 8082.

(2) "Sample Depths" indicates below ground surface. Most soil samples taken throughout the Site will initially be obtained from the shallowest first contact with soil (not gravel) below the concrete cover. Where a concrete cover is not present, analyses will be conducted on soil samples taken from the 0 to 0.5 foot interval below ground surface.





**Table 2a. Soil Analytical Results - Volatile Organic Compounds (VOCs) - Central Processing Area**

Parameter	Units	RBTC	Site Data													
			K19-1.0	K19-3.5	K19-6.5	K20-3.0	K20-6.0	K21-0.5	K21-3.0	K21-6.0	L20-0.7	L20-3.2	L20-6.2	L23-0.5	L23-3.0	L23-6.0
Sample ID	-	-	K19	K19	K19	K20	K20	K21	K21	K21	L20	L20	L20	L23	L23	L23
Location	-	-	K19	K19	K19	K20	K20	K21	K21	K21	L20	L20	L20	L23	L23	L23
Depth	feet bgs	-	1.0	3.5	6.5	3.0	6.0	0.5	3.0	6.0	0.7	3.2	6.2	0.5	3.0	6.0
Date	mm/dd/yy	-	07/18/11	07/18/11	07/18/11	07/18/11	07/18/11	07/18/11	07/18/11	07/18/11	07/20/11	07/20/11	07/20/11	07/20/11	07/20/11	07/20/11
Trichloroethene (TCE)	µg/kg	1.80E+01	<b>135 J</b>	<b>112,000</b>	<b>379,000</b>	<b>57,000</b>	<b>3,450</b>	<96	<b>354,000</b>	<b>90,200</b>	<4,900	<74	<0.80	<0.88	<41	<0.67
Trichlorofluoromethane (Freon 11)	µg/kg	-	<200	<370	<21	<220	<18	<190	<510	<220	<5,900	<88	<0.96	<1.1	<49	<0.80
1,2,3-Trichloropropane	µg/kg	-	<450	<810	<46	<480	<40	<420	<1,100	<500	<7,400	<110	<1.2	<1.3	<61	<1.0
1,2,4-Trimethylbenzene	µg/kg	8.50E+02	<b>54,800</b>	<b>11,800</b>	<b>34,700</b>	<b>72,800</b>	<b>2,330</b>	<b>2,760</b>	<b>45,000</b>	<b>3,730</b>	<b>12,900 J</b>	<b>259 J</b>	<1.2	<1.3	<b>566</b>	<1.0
1,3,5-Trimethylbenzene	µg/kg	1.10E+07	<b>17,200</b>	<b>3,160 J</b>	<b>7,020</b>	<b>23,200</b>	<b>668</b>	<b>1,300 J</b>	<b>12,500</b>	<b>977 J</b>	<7,400	<110	<1.2	<1.3	<61	<1.0
Vinyl chloride	µg/kg	2.50E+00	<b>770 J</b>	<b>3,360 J</b>	<b>5,530</b>	<b>4,400</b>	<b>5,560</b>	<180	<b>3,390 J</b>	<b>1,430 J</b>	<12,000	<b>472</b>	<2.0	<2.2	<100	<1.7
Xylenes	µg/kg	8.90E+03	<b>198,000</b>	<b>27,300</b>	<b>72,400</b>	<b>387,000</b>	<b>13,900</b>	<b>58,200</b>	<b>213,000</b>	<b>13,100</b>	<b>462,000</b>	<b>12,300</b>	<b>16.4</b>	<b>28.1</b>	<b>201 J</b>	<2.7

Notes:

- (1) Volatile Organic Compounds (VOCs) analyzed using USEPA Method 8260B.
  - (2) Laboratory data qualifiers are as follows.
    - J Indicates an estimated value.
    - B Indicates analyte found in associated method blank.
    - E Indicates value exceeds calibration range.
  - (3)  Indicates an exceedance of the RBTC.
  - (4) Bold font indicates a concentration detected at or above the method detection limit (MDL).
  - (5) Sampling depths reported in feet below ground surface (feet bgs).
  - (6) Sample is a field duplicate.
- Not applicable / not analyzed.







**Table 2a. Soil Analytical Results - Volatile Organic Compounds (VOCs) - Central Processing Area**

Parameter	Units	RBTC	Site Data																	
			Sample ID	Location	Depth	Date	M19-0.5	M19-3.0	M19-6.0	M22-0.5	M22-3.0	M22-6.0	M24-3.0	M24-6.0	N17-2.0	N17-4.0	N17-7.0	N18-3.3	N18-6.3	N19-0.5
Trichloroethene (TCE)	µg/kg	1.80E+01																		
Trichlorofluoromethane (Freon 11)	µg/kg	-																		
1,2,3-Trichloropropane	µg/kg	-																		
1,2,4-Trimethylbenzene	µg/kg	8.50E+02																		
1,3,5-Trimethylbenzene	µg/kg	1.10E+07																		
Vinyl chloride	µg/kg	2.50E+00																		
Xylenes	µg/kg	8.90E+03																		

Notes:

- (1) Volatile Organic Compounds (VOCs) analyzed using USEPA Method 8260B.
  - (2) Laboratory data qualifiers are as follows.
    - J Indicates an estimated value.
    - B Indicates analyte found in associated method blank.
    - E Indicates value exceeds calibration range.
  - (3)   Indicates an exceedance of the RBTC.
  - (4) Bold font indicates a concentration detected at or above the method detection limit (MDL).
  - (5) Sampling depths reported in feet below ground surface (feet bgs).
  - (6) Sample is a field duplicate.
- Not applicable / not analyzed.





**Table 2a. Soil Analytical Results - Volatile Organic Compounds (VOCs) - Central Processing Area**

Parameter	Units	RBTC	Site Data														
			Sample ID	Location	Depth	Date	N19-3.0	N19-6.0	N20-0.5	N20-3.0	N20-6.0	N21-1.0	N21-3.5	N21-6.5	N23-3.9	O17-0.6	O17-3.1
Trichloroethene (TCE)	µg/kg	1.80E+01	<4,000	<36	<b>207,000</b>	<b>50.9</b>	<b>2.5 J</b>	<b>12,200</b>	<b>2.6 J</b>	<0.74	<b>624</b>	<b>9,200 J</b>	<940	<16	<0.67	<b>5,520</b>	
Trichlorofluoromethane (Freon 11)	µg/kg	-	<4,800	<43	<4,500	<0.94	<0.90	<550	<0.90	<0.89	<43	<900	<1,800	<31	<0.80	<920	
1,2,3-Trichloropropane	µg/kg	-	<6,000	<54	<5,700	<1.2	<1.1	<690	<1.1	<1.1	<54	<2,000	<4,100	<69	<1.0	<1,200	
1,2,4-Trimethylbenzene	µg/kg	8.50E+02	<b>81,300</b>	<54	<5,700	<b>3.0 J</b>	<b>24.0</b>	<b>2,800</b>	<b>1.2 J</b>	<1.1	<b>186</b>	<b>64,200</b>	<b>260,000</b>	<73	<1.0	<b>6,730</b>	
1,3,5-Trimethylbenzene	µg/kg	1.10E+07	<b>22,500</b>	<b>122 J</b>	<5,700	<1.2	<b>3.7 J</b>	<b>885 J</b>	<1.1	<1.1	<54	<b>6,090 J</b>	<b>67,800</b>	<8.2	<1.0	<b>1,490 J</b>	
Vinyl chloride	µg/kg	2.50E+00	<10,000	<90	<9,500	<2.0	<b>2.2 J</b>	<1,200	<b>2.0 J</b>	<b>13.8</b>	<90	<860	<1,700	<30	<b>4.5</b>	<1,900	
Xylenes	µg/kg	8.90E+03	<b>326,000</b>	<b>2,610</b>	<b>43,400</b>	<b>69.2</b>	<b>121</b>	<b>174,000</b>	<b>29.6</b>	<b>4.4 J</b>	<b>1,020</b>	<b>177,000</b>	<b>1,000,000</b>	<b>96.0</b>	<2.7	<b>36,900</b>	

Notes:

- (1) Volatile Organic Compounds (VOCs) analyzed using USEPA Method 8260B.
- (2) Laboratory data qualifiers are as follows.
  - J Indicates an estimated value.
  - B Indicates analyte found in associated method blank.
  - E Indicates value exceeds calibration range.
- (3)   Indicates an exceedance of the RBTC.
- (4) Bold font indicates a concentration detected at or above the method detection limit (MDL).
- (5) Sampling depths reported in feet below ground surface (feet bgs).
- (6) Sample is a field duplicate.
- Not applicable / not analyzed.





**Table 2a. Soil Analytical Results - Volatile Organic Compounds (VOCs) - Central Processing Area**

Parameter	Units	RBTC	Site Data													
			OP19-3.8	OP19-6.8	OP21-0.7	OP21-0.7 <sup>(6)</sup>	OP21-3.2	P16-2.9	P16-5.9	P17-0.5	P17-3.0	P17-6.0	P23-3.7	P23-6.7	Q16-3.0	Q16-6.0
Sample ID	–	–	OP19	OP19	OP21	OP21	OP21	P16	P16	P17	P17	P17	P23	P23	Q16	Q16
Location	–	–	OP19	OP19	OP21	OP21	OP21	P16	P16	P17	P17	P17	P23	P23	Q16	Q16
Depth	feet bgs	–	3.8	6.8	0.7	0.7	3.2	2.9	5.9	0.5	3.0	6.0	3.7	6.7	3.0	6.0
Date	mm/dd/yy	–	07/21/11	07/21/11	07/21/11	07/21/11	07/21/11	07/14/11	07/14/11	07/18/11	07/18/11	07/18/11	07/22/11	07/22/11	07/14/11	07/14/11
Trichloroethene (TCE)	µg/kg	1.80E+01	<8,400	<34	<8,000	<4,000 J	<7,800	<470 J	<47 J	<b>16,500</b>	<960	<9.1	<0.72	<0.74	<b>375 J</b>	<1.0 J
Trichlorofluoromethane (Freon 11)	µg/kg	–	<10,000	<41	<9,600	<4,800 J	<9,300	<780 J	<78 J	<440	<1,900	<18	<0.87	<0.88	<390 J	<1.7 J
1,2,3-Trichloropropane	µg/kg	–	<13,000	<51	<12,000	<6,000 J	<12,000	<660 J	<66 J	<980	<4,200	<39	<1.1	<1.1	<330 J	<1.4 J
1,2,4-Trimethylbenzene	µg/kg	8.50E+02	<b>130,000</b>	<b>490</b>	<b>33,600 J</b>	<b>72,700 J</b>	<b>317,000</b>	<b>65,200 J</b>	<b>63.2 J</b>	<b>5,220</b>	<b>144,000</b>	<b>1,190</b>	<1.1	<1.1	<b>133,000 J</b>	<b>5.7 J</b>
1,3,5-Trimethylbenzene	µg/kg	1.10E+07	<b>37,000 J</b>	<b>69.8 J</b>	<12,000	<b>23,400 J</b>	<b>81,100</b>	<b>19,400 J</b>	<50 J	<b>1,410 J</b>	<b>47,500</b>	<b>289</b>	<1.1	<1.1	<b>42,500 J</b>	<b>1.6 J</b>
Vinyl chloride	µg/kg	2.50E+00	<21,000	<86	<20,000	<10,000 J	<19,000	<580 J	<58 J	<420	<1,800	<17	<1.8	<1.8	<290 J	<1.2 J
Xylenes	µg/kg	8.90E+03	<b>565,000</b>	<b>798</b>	<b>386,000</b>	<b>816,000 J</b>	<b>1,050,000</b>	<b>275,000 J</b>	<120 J	<b>66,400</b>	<b>1,230,000</b>	<b>11,400</b>	<2.9	<2.9	<b>939,000 J</b>	<b>45.6 J</b>

Notes:

- (1) Volatile Organic Compounds (VOCs) analyzed using USEPA Method 8260B.
  - (2) Laboratory data qualifiers are as follows.
    - J Indicates an estimated value.
    - B Indicates analyte found in associated method blank.
    - E Indicates value exceeds calibration range.
  - (3)   Indicates an exceedance of the RBTC.
  - (4) Bold font indicates a concentration detected at or above the method detection limit (MDL).
  - (5) Sampling depths reported in feet below ground surface (feet bgs).
  - (6) Sample is a field duplicate.
- Not applicable / not analyzed.







**Table 2a. Soil Analytical Results - Volatile Organic Compounds (VOCs) - Central Processing Area**

Parameter	Units	RBTC	Site Data													
			Q17-1.9	Q17-4.4	Q17-7.4	Q19-1.5	Q19-4.0	Q19-7.0	Q20-1.1	Q20-3.6	Q20-6.6	R17-0.8	R17-0.8 <sup>(6)</sup>	R17-3.3	R17-6.3	R19-1.5
Sample ID	-	-	Q17	Q17	Q17	Q19	Q19	Q19	Q20	Q20	Q20	R17	R17	R17	R17	R19
Location	-	-	Q17	Q17	Q17	Q19	Q19	Q19	Q20	Q20	Q20	R17	R17	R17	R17	R19
Depth	feet bgs	-	1.9	4.4	7.4	1.5	4.0	7.0	1.1	3.6	6.6	0.8	0.8	3.3	6.3	1.5
Date	mm/dd/yy	-	07/21/11	07/21/11	07/21/11	07/21/11	07/21/11	07/21/11	07/21/11	07/21/11	07/21/11	07/21/11	07/21/11	07/21/11	07/21/11	07/21/11
Trichloroethene (TCE)	µg/kg	1.80E+01	<b>65,600</b>	<4,100	<73	<b>411,000</b>	<400	<b>15.2 J</b>	<b>332,000</b>	<7,600	<0.74 J	<b>229,000</b>	<b>223,000</b>	<8,000	<37	<b>98,400</b>
Trichlorofluoromethane (Freon 11)	µg/kg	-	<5,400	<5,000	<88	<4,500	<480	<0.84 J	<18,000	<9,200	<0.89 J	<6,000	<6,000	<9,600	<44	<9,300
1,2,3-Trichloropropane	µg/kg	-	<6,700	<6,200	<110	<5,600	<600	<b>1.4 J</b>	<23,000	<11,000	<1.1 J	<7,500	<7,500	<12,000	<55	<12,000
1,2,4-Trimethylbenzene	µg/kg	8.50E+02	<b>68,600</b>	<b>80,100</b>	<b>1,050</b>	<b>14,500 J</b>	<b>9,230</b>	<b>563 J</b>	<b>438,000</b>	<b>207,000</b>	<b>703 J</b>	<b>164,000</b>	<b>158,000</b>	<b>91,300</b>	<b>62.0 J</b>	<b>50,700</b>
1,3,5-Trimethylbenzene	µg/kg	1.10E+07	<b>18,400 J</b>	<b>21,900</b>	<b>207 J</b>	<5,600	<b>2,780</b>	<b>39.8 J</b>	<b>140,000</b>	<b>63,600</b>	<b>31.7 J</b>	<b>52,300</b>	<b>51,000</b>	<b>25,000 J</b>	<55	<b>15,600 J</b>
Vinyl chloride	µg/kg	2.50E+00	<11,000	<10,000	<180	<9,300	<1,000	<1.8 J	<38,000	<19,000	<1.9 J	<12,000	<12,000	<20,000	<92	<19,000
Xylenes	µg/kg	8.90E+03	<b>366,000</b>	<b>388,000</b>	<b>4,630</b>	<b>85,600</b>	<b>51,100</b>	<b>2,750 J</b>	<b>1,580,000</b>	<b>1,030,000</b>	<b>1,170 J</b>	<b>387,000</b>	<b>374,000</b>	<b>497,000</b>	<b>208 J</b>	<b>369,000</b>

Notes:

- (1) Volatile Organic Compounds (VOCs) analyzed using USEPA Method 8260B.
  - (2) Laboratory data qualifiers are as follows.
    - J Indicates an estimated value.
    - B Indicates analyte found in associated method blank.
    - E Indicates value exceeds calibration range.
  - (3)   Indicates an exceedance of the RBTC.
  - (4) Bold font indicates a concentration detected at or above the method detection limit (MDL).
  - (5) Sampling depths reported in feet below ground surface (feet bgs).
  - (6) Sample is a field duplicate.
- Not applicable / not analyzed.





**Table 2a. Soil Analytical Results - Volatile Organic Compounds (VOCs) - Central Processing Area**

Parameter	Units	RBTC	Site Data																	
			Sample ID	Location	Depth	Date	R19-4.0	R19-7.0	R20-1.7	R20-4.2	R20-4.2 <sup>(6)</sup>	S16-0.6	S16-2.6	S16-6.1	S17-1.0	S17-3.5	S19-4.3	S19-7.3	S20-1.7	S20-4.2
Trichloroethene (TCE)	µg/kg	1.80E+01																		
Trichlorofluoromethane (Freon 11)	µg/kg	–																		
1,2,3-Trichloropropane	µg/kg	–																		
1,2,4-Trimethylbenzene	µg/kg	8.50E+02																		
1,3,5-Trimethylbenzene	µg/kg	1.10E+07																		
Vinyl chloride	µg/kg	2.50E+00																		
Xylenes	µg/kg	8.90E+03																		

Notes:

- (1) Volatile Organic Compounds (VOCs) analyzed using USEPA Method 8260B.
- (2) Laboratory data qualifiers are as follows.
  - J Indicates an estimated value.
  - B Indicates analyte found in associated method blank.
  - E Indicates value exceeds calibration range.
- (3)   Indicates an exceedance of the RBTC.
- (4) Bold font indicates a concentration detected at or above the method detection limit (MDL).
- (5) Sampling depths reported in feet below ground surface (feet bgs).
- (6) Sample is a field duplicate.
- Not applicable / not analyzed.







**Table 2a. Soil Analytical Results - Volatile Organic Compounds (VOCs) - Central Processing Area**

Parameter	Units	RBTC	Site Data													
			Sample ID	S20-7.2	S22-0.8	S22-3.3	S22-3.3 <sup>(6)</sup>	T18-3.1	T18-6.1	T19-0.5	T19-3.0	T19-6.0	T21-0.5	T21-3.0	U20-3.0	U20-6.0
Sample ID	-	-	S20-7.2	S22-0.8	S22-3.3	S22-3.3 <sup>(6)</sup>	T18-3.1	T18-6.1	T19-0.5	T19-3.0	T19-6.0	T21-0.5	T21-3.0	U20-3.0	U20-6.0	U21-0.5
Location	-	-	S20	S22	S22	S22	T18	T18	T19	T19	T19	T21	T21	U20	U20	U21
Depth	feet bgs	-	7.2	0.8	3.3	3.3	3.1	6.1	0.5	3.0	6.0	0.5	3.0	3.0	6.0	0.5
Date	mm/dd/yy	-	07/15/11	07/21/11	07/21/11	07/21/11	07/14/11	07/14/11	07/14/11	07/14/11	07/14/11	07/14/11	07/14/11	07/14/11	07/14/11	07/14/11
Trichloroethene (TCE)	µg/kg	1.80E+01	<9.4	<0.70	<380 J	<380 J	<b>24,800 J</b>	<480 J	<530	<470	<44	<b>96.0 J</b>	<2,300	<2,000	<44	<b>1,440</b>
Trichlorofluoromethane (Freon 11)	µg/kg	-	<18	<0.84	<460 J	<460 J	<830 J	<790 J	<890	<780	<73	<96	<3,800	<3,400	<73	<88
1,2,3-Trichloropropane	µg/kg	-	<41	<1.0	<570 J	<570 J	<710 J	<670 J	<750	<660	<62	<81	<3,200	<2,900	<62	<75
1,2,4-Trimethylbenzene	µg/kg	8.50E+02	<b>1,020</b>	<1.0	<b>34,600 J</b>	<b>31,900 J</b>	<b>171,000 J</b>	<b>3,300 J</b>	<b>7,740</b>	<b>140,000</b>	<b>1,630</b>	<53	<b>214,000</b>	<b>114,000</b>	<b>92.7 J</b>	<49
1,3,5-Trimethylbenzene	µg/kg	1.10E+07	<b>203</b>	<1.0	<b>7,790 J</b>	<b>7,080 J</b>	<b>59,000 J</b>	<b>1,030 J</b>	<b>2,700</b>	<b>42,800</b>	<b>323</b>	<62	<b>64,100</b>	<b>36,700</b>	<47	<58
Vinyl chloride	µg/kg	2.50E+00	<17	<1.7	<960 J	<960 J	<b>1,920 J</b>	<b>1,590 J</b>	<b>1,760 J</b>	<580	<55	<72	<b>7,410 J</b>	<2,500	<55	<b>2,660</b>
Xylenes	µg/kg	8.90E+03	<b>5,150</b>	<2.8	<1,500 J	<1,500 J	<b>660,000 J</b>	<b>14,700 J</b>	<b>82,100</b>	<b>611,000</b>	<b>2,210</b>	<150	<b>627,000</b>	<b>390,000</b>	<b>183 J</b>	<140

Notes:

- (1) Volatile Organic Compounds (VOCs) analyzed using USEPA Method 8260B.
- (2) Laboratory data qualifiers are as follows.
  - J Indicates an estimated value.
  - B Indicates analyte found in associated method blank.
  - E Indicates value exceeds calibration range.
- (3)   Indicates an exceedance of the RBTC.
- (4) Bold font indicates a concentration detected at or above the method detection limit (MDL).
- (5) Sampling depths reported in feet below ground surface (feet bgs).
- (6) Sample is a field duplicate.
- Not applicable / not analyzed.





**Table 2a. Soil Analytical Results - Volatile Organic Compounds (VOCs) - Central Processing Area**

Parameter	Units	RBTC	Site Data													
			V17-0.5	V17-3.0	V17-6.0	V18-0.5	V18-3.0	V18-6.0	V19-0.6	V19-3.1	V19-6.1	V22-3.5	V22-6.5	V23-0.5	V23-3.0	V23-6.0
Sample ID	-	-	V17	V17	V17	V18	V18	V18	V19	V19	V19	V22	V22	V23	V23	V23
Location	-	-	V17	V17	V17	V18	V18	V18	V19	V19	V19	V22	V22	V23	V23	V23
Depth	feet bgs	-	0.5	3.0	6.0	0.5	3.0	6.0	0.6	3.1	6.1	3.5	6.5	0.5	3.0	6.0
Date	mm/dd/yy	-	07/15/11	07/15/11	07/15/11	07/15/11	07/15/11	07/15/11	07/14/11	07/14/11	07/14/11	07/15/11	07/15/11	07/15/11	07/15/11	07/15/11
Trichloroethene (TCE)	µg/kg	1.80E+01	<0.27	<0.19	<0.19	<0.21	<0.20	<0.14	<4.1 J	<0.97 J	<1.0 J	<0.18	<0.19	<b>113</b>	<b>819</b>	<b>54.2</b>
Trichlorofluoromethane (Freon 11)	µg/kg	-	<0.54	<0.38	<0.38	<0.42	<0.40	<0.27	<1.6 J	<1.6 J	<1.7 J	<0.35	<0.38	<0.38	<0.38	<0.35
1,2,3-Trichloropropane	µg/kg	-	<1.2	<0.84	<0.84	<0.92	<0.88	<0.60	<1.4 J	<b>3.1 J</b>	<1.4 J	<0.78	<0.84	<0.85	<0.85	<0.78
1,2,4-Trimethylbenzene	µg/kg	8.50E+02	<1.2	<0.88	<0.88	<0.97	<0.92	<0.63	<0.91 J	<0.89 J	<0.93 J	<0.81	<0.88	<0.89	<0.89	<0.81
1,3,5-Trimethylbenzene	µg/kg	1.10E+07	<0.14	<0.099	<0.099	<0.11	<0.10	<0.071	<1.1 J	<1.1 J	<1.1 J	<0.092	<0.099	<0.10	<0.10	<0.092
Vinyl chloride	µg/kg	2.50E+00	<0.51	<b>8.3</b>	<b>9.5</b>	<0.40	<b>0.41 J</b>	<0.26	<1.2 J	<b>105 J</b>	<b>4.5 J</b>	<0.33	<0.36	<0.37	<b>9.5</b>	<b>2.9 J</b>
Xylenes	µg/kg	8.90E+03	<0.20	<0.14	<0.14	<0.16	<0.15	<0.10	<b>3.2 J</b>	<2.6 J	<2.7 J	<0.13	<0.14	<0.15	<b>0.88</b>	<b>0.72</b>

Notes:

- (1) Volatile Organic Compounds (VOCs) analyzed using USEPA Method 8260B.
  - (2) Laboratory data qualifiers are as follows.
    - J Indicates an estimated value.
    - B Indicates analyte found in associated method blank.
    - E Indicates value exceeds calibration range.
  - (3)  Indicates an exceedance of the RBTC.
  - (4) Bold font indicates a concentration detected at or above the method detection limit (MDL).
  - (5) Sampling depths reported in feet below ground surface (feet bgs).
  - (6) Sample is a field duplicate.
- Not applicable / not analyzed.

**Table 2a. Soil Analytical Results - Volatile Organic Compounds (VOCs) - Central Processing Area**

Parameter	Units	RBTC	Site Data			
			W22-3.1	W22-6.1	AA17-4.0	AA17-6.5
Sample ID	-	-	W22	W22	AA17	AA17
Location	-	-	W22	W22	AA17	AA17
Depth	feet bgs	-	3.1	6.1	4.0	6.5
Date	mm/dd/yy	-	07/15/11	07/15/11	07/11/11	07/11/11
Acetone	µg/kg	4.90E+07	<b>82.9</b>	<4.8	<18	<17
tert-Amyl methyl ether (TAME)	µg/kg	-	<0.13	<0.11	<1.1	<0.99
Benzene	µg/kg	1.30E+01	<b>0.24 J</b>	<0.096	<1.3	<1.2
Bromobenzene	µg/kg	-	<0.17	<0.14	<1.3	<1.2
Bromodichloromethane	µg/kg	-	<0.20	<0.16	<0.88	<0.83
Bromoform	µg/kg	-	<0.66	<0.55	<0.88	<0.83
Bromomethane (methyl bromide)	µg/kg	-	<0.35	<0.29	<2.2	<2.1
2-Butanone (methyl ethyl ketone)	µg/kg	5.30E+06	<3.8	<3.1	<11	<9.9
tert-Butyl alcohol (TBA)	µg/kg	-	<5.0	<4.2	<8.8	<8.3
n-Butylbenzene	µg/kg	-	<0.21	<0.17	<1.3	<1.2
sec-Butylbenzene	µg/kg	-	<0.14	<0.12	<1.3	<1.2
tert-Butylbenzene	µg/kg	-	<0.12	<0.10	<1.3	<1.2
Carbon tetrachloride	µg/kg	-	<0.30	<0.25	<0.88	<0.83
Chlorobenzene	µg/kg	4.80E+03	<0.28	<0.23	<1.3	<1.2
Chlorobromomethane (bromochloromethane)	µg/kg	-	<0.46	<0.38	<1.3	<1.2
Chlorodibromomethane (dibromochloromethane)	µg/kg	-	<0.15	<0.12	<0.88	<0.83
Chloroethane (ethyl chloride)	µg/kg	7.70E+04	<0.36	<0.30	<1.3	<1.2
Chloroform	µg/kg	2.90E+00	<0.42	<0.35	<1.3	<1.2
Chloromethane (methyl chloride)	µg/kg	7.30E+02	<0.55	<0.45	<1.3	<1.2
2-Chlorotoluene	µg/kg	-	<0.33	<0.27	<1.3	<1.2
4-Chlorotoluene	µg/kg	-	<0.18	<0.15	<1.3	<1.2
Cumene	µg/kg	3.10E+04	<0.12	<0.099	<1.3	<1.2
Cymene	µg/kg	-	<0.26	<0.21	<1.3	<1.2
1,2-Dibromo-3-chloropropane	µg/kg	-	<1.3	<1.1	<0.88	<0.83
1,2-Dibromoethane (ethylene dibromide)	µg/kg	-	<0.21	<0.17	<0.88	<0.83
1,2-Dichlorobenzene	µg/kg	5.10E+04	<0.24	<0.20	<1.3	<1.2
1,3-Dichlorobenzene	µg/kg	-	<0.17	<0.14	<1.3	<1.2
1,4-Dichlorobenzene	µg/kg	5.00E+01	<0.15	<0.12	<1.3	<1.2
Dichlorodifluoromethane (Freon 12)	µg/kg	-	<0.28	<0.23	<0.88	<0.83
1,1-Dichloroethane (1,1-DCA)	µg/kg	2.80E+01	<b>0.25 J</b>	<0.16	<0.88	<0.83

**Table 2a. Soil Analytical Results - Volatile Organic Compounds (VOCs) - Central Processing Area**

Parameter	Units	RBTC	Site Data			
			W22-3.1	W22-6.1	AA17-4.0	AA17-6.5
Sample ID	-	-	W22	W22	AA17	AA17
Location	-	-	3.1	6.1	4.0	6.5
Depth	feet bgs	-	07/15/11	07/15/11	07/11/11	07/11/11
Date	mm/dd/yy	-				
1,2-Dichloroethane (1,2-DCA)	µg/kg	8.80E+00	<0.16	<0.13	<1.3	<1.2
1,1-Dichloroethene (1,1-DCE)	µg/kg	9.00E+02	<0.54	<0.44	<1.3	<1.2
cis-1,2-Dichloroethene (cis-1,2-DCE)	µg/kg	2.30E+06	<0.28	<b>0.33 J</b>	<1.3	<1.2
trans-1,2-Dichloroethene (trans-1,2-DCE)	µg/kg	1.40E+03	<0.37	<0.31	<1.3	<1.2
1,2-Dichloropropane	µg/kg	-	<0.23	<0.19	<1.3	<1.2
1,3-Dichloropropane	µg/kg	-	<0.33	<0.27	<1.3	<1.2
2,2-Dichloropropane	µg/kg	-	<0.15	<0.12	<1.3	<1.2
1,1-Dichloropropene	µg/kg	-	<0.18	<0.15	<1.3	<1.2
cis-1,3-Dichloropropene	µg/kg	-	<0.13	<0.11	<1.3	<1.2
trans-1,3-Dichloropropene	µg/kg	-	<0.29	<0.24	<1.3	<1.2
Diisopropyl Ether (DIPE)	µg/kg	-	<0.11	<0.092	<1.3	<1.2
Ethyl tert-butyl ether (ETBE)	µg/kg	-	<0.12	<0.10	<1.3	<1.2
Ethylbenzene	µg/kg	7.50E+01	<0.13	<0.11	<1.3	<1.2
Hexachlorobutadiene	µg/kg	2.50E+04	<0.46	<0.38	<0.88	<0.83
2-Hexanone (methyl butyl ketone)	µg/kg	1.50E+04	<2.2	<1.8	<4.4	<4.1
Methyl tert-butyl ether (MTBE)	µg/kg	1.20E+03	<0.16	<0.13	<0.88	<0.83
Methylene bromide	µg/kg	-	<0.50	<0.41	<2.2	<2.1
Methylene chloride	µg/kg	1.40E+02	<0.20	<0.17	<14	<13
4-Methyl-2-pentanone (methyl isobutyl ketone)	µg/kg	1.60E+06	<2.3	<1.9	<13	<12
Naphthalene	µg/kg	3.50E+02	<0.93	<0.77	<1.3	<1.2
n-Propylbenzene	µg/kg	-	<0.30	<0.25	<1.3	<1.2
Styrene	µg/kg	1.90E+05	<0.16	<0.13	<0.88	<0.83
1,1,1,2-Tetrachloroethane	µg/kg	-	<0.16	<0.13	<0.88	<0.83
1,1,2,2-Tetrachloroethane	µg/kg	2.10E+01	<0.16	<0.13	<0.88	<0.83
Tetrachloroethene (PCE)	µg/kg	4.80E+00	<0.17	<0.14	<3.1	<2.9
Toluene	µg/kg	2.20E+05	<0.33	<0.27	<1.3	<1.2
1,2,3-Trichlorobenzene	µg/kg	-	<0.38	<0.32	<1.3	<1.2
1,2,4-Trichlorobenzene	µg/kg	2.40E+03	<0.30	<0.25	<1.3	<1.2
1,1,1-Trichloroethane (1,1,1-TCA)	µg/kg	3.50E+04	<0.21	<0.17	<1.3	<1.2
1,1,2-Trichloroethane (1,1,2-TCA)	µg/kg	2.60E+01	<0.38	<0.31	<0.88	<0.83

**Table 2a. Soil Analytical Results - Volatile Organic Compounds (VOCs) - Central Processing Area**

Parameter	Units	RBTC	Site Data			
			W22-3.1	W22-6.1	AA17-4.0	AA17-6.5
Sample ID	–	–	W22-3.1	W22-6.1	AA17-4.0	AA17-6.5
Location	–	–	W22	W22	AA17	AA17
Depth	feet bgs	–	3.1	6.1	4.0	6.5
Date	mm/dd/yy	–	07/15/11	07/15/11	07/11/11	07/11/11
Trichloroethene (TCE)	µg/kg	1.80E+01	<0.22	<0.18	<0.88	<0.83
Trichlorofluoromethane (Freon 11)	µg/kg	–	<0.42	<0.35	<1.1	<0.99
1,2,3-Trichloropropane	µg/kg	–	<0.94	<0.78	<1.3	<1.2
1,2,4-Trimethylbenzene	µg/kg	8.50E+02	<0.98	<0.81	<1.3	<1.2
1,3,5-Trimethylbenzene	µg/kg	1.10E+07	<0.11	<0.092	<1.3	<1.2
Vinyl chloride	µg/kg	2.50E+00	<0.40	<0.33	<2.2	<2.1
Xylenes	µg/kg	8.90E+03	<0.16	<0.13	<3.5	<3.3

Notes:

- (1) Volatile Organic Compounds (VOCs) analyzed using USEPA Method 8260B.
  - (2) Laboratory data qualifiers are as follows.
    - J Indicates an estimated value.
    - B Indicates analyte found in associated method blank.
    - E Indicates value exceeds calibration range.
  - (3)  Indicates an exceedance of the RBTC.
  - (4) Bold font indicates a concentration detected at or above the method detection limit (MDL).
  - (5) Sampling depths reported in feet below ground surface (feet bgs).
  - (6) Sample is a field duplicate.
- Not applicable / not analyzed.





**Table 2b. Soil Analytical Results - Volatile Organic Compounds (VOCs) - Northern Area**

Parameter	Units	RBTC	Site Data													
			A21-2.0	A21-3.2	A21-6.5	B20-0.5	B20-3.0	B20A-3.0 <sup>(6)</sup>	B20-6.0	B23-1.0	B23-4.5	C21-1.5	C21-3.0	C21-7.0	C22-0.6	C22-3.0
Sample ID	-	-	A21	A21	A21	B20	B20	B20	B20	B23	B23	C21	C21	C21	C22	C22
Location	-	-	A21	A21	A21	B20	B20	B20	B20	B23	B23	C21	C21	C21	C22	C22
Depth	feet bgs	-	2.0	3.2	6.5	0.5	3.0	3.0	6.0	1.0	4.5	1.5	3.0	7.0	0.6	3.0
Date	mm/dd/yy	-	07/22/11	07/22/11	07/22/11	08/31/11	08/31/11	08/31/11	08/31/11	08/31/11	08/31/11	07/22/11	07/22/11	07/22/11	08/31/11	08/31/11
1,2-Dichloroethane (1,2-DCA)	µg/kg	8.80E+00	<1.0	<1.2	<1.4	<1.4	<1.5	<1.3	<1.2	<1.3	<1.2	<57	<120	<1.2	<59	<11,000
1,1-Dichloroethene (1,1-DCE)	µg/kg	9.00E+02	<1.0	<1.2	<1.4	<1.4	<1.5	<1.3	<1.2	<1.3	<1.2	<57	<120	<1.2	<59	<11,000
cis-1,2-Dichloroethene (cis-1,2-DCE)	µg/kg	2.30E+06	<1.0	<1.2	<1.4	<1.4	<1.5	<1.3	<1.2	<1.3	<1.2	<57	<120	<1.2	<59	<11,000
trans-1,2-Dichloroethene (trans-1,2-DCE)	µg/kg	1.40E+03	<1.0	<1.2	<1.4	<1.4	<1.5	<1.3	<1.2	<1.3	<1.2	<57	<120	<1.2	<59	<11,000
1,2-Dichloropropane	µg/kg	-	<1.0	<1.2	<1.4	<1.4	<1.5	<1.3	<1.2	<1.3	<1.2	<57	<120	<1.2	<59	<11,000
1,3-Dichloropropane	µg/kg	-	<1.0	<1.2	<1.4	<1.4	<1.5	<1.3	<1.2	<1.3	<1.2	<57	<120	<1.2	<59	<11,000
2,2-Dichloropropane	µg/kg	-	<1.0	<1.2	<1.4	<1.4	<1.5	<1.3	<1.2	<1.3	<1.2	<57	<120	<1.2	<59	<11,000
1,1-Dichloropropene	µg/kg	-	<1.0	<1.2	<1.4	<1.4	<1.5	<1.3	<1.2	<1.3	<1.2	<57	<120	<1.2	<59	<11,000
cis-1,3-Dichloropropene	µg/kg	-	<1.0	<1.2	<1.4	<1.4	<1.5	<1.3	<1.2	<1.3	<1.2	<57	<120	<1.2	<59	<11,000
trans-1,3-Dichloropropene	µg/kg	-	<1.0	<1.2	<1.4	<1.4	<1.5	<1.3	<1.2	<1.3	<1.2	<57	<120	<1.2	<59	<11,000
Diisopropyl Ether (DIPE)	µg/kg	-	<1.0	<1.2	<1.4	<1.4	<1.5	<1.3	<1.2	<1.3	<1.2	<57	<120	<1.2	<59	<11,000
Ethyl tert-butyl ether (ETBE)	µg/kg	-	<1.0	<1.2	<1.4	<1.4	<1.5	<1.3	<1.2	<1.3	<1.2	<57	<120	<1.2	<59	<11,000
Ethylbenzene	µg/kg	7.50E+01	<1.0	<1.2	<1.4	<1.4	<1.5	<1.3	<1.2	<b>1.9 J</b>	<b>5.4</b>	<b>1,130</b>	<b>3,710</b>	<1.2	<b>189 J</b>	<b>55,500</b>
Hexachlorobutadiene	µg/kg	2.50E+04	<0.68	<0.78	<0.94	<0.95	<0.97	<0.85	<0.77	<0.89	<0.81	<38	<82	<0.77	<39	<7,400
2-Hexanone (methyl butyl ketone)	µg/kg	1.50E+04	<3.4	<3.9	<4.7	<4.7	<4.8	<4.3	<3.8	<4.4	<4.0	<190	<410	<3.8	<200	<37,000
Methyl tert-butyl ether (MTBE)	µg/kg	1.20E+03	<0.68	<0.78	<b>2.9 J</b>	<0.95	<0.97	<0.85	<0.77	<0.89	<0.81	<38	<82	<0.77	<39	<7,400
Methylene bromide	µg/kg	-	<1.7	<1.9	<2.3	<2.4	<2.4	<2.1	<1.9	<2.2	<2.0	<94	<200	<1.9	<99	<19,000
Methylene chloride	µg/kg	1.40E+02	<11	<12	<15	<15	<15	<14	<12	<14	<13	<600	<1,300	<12	<630	<120,000
4-Methyl-2-pentanone (methyl isobutyl ketone)	µg/kg	1.60E+06	<10	<12	<14	<14	<15	<13	<12	<13	<12	<570	<1,200	<12	<590	<110,000
Naphthalene	µg/kg	3.50E+02	<1.0	<1.2	<1.4	<b>4.8</b>	<1.5	<1.3	<1.2	<1.3	<b>2.1 J</b>	<b>855</b>	<b>3,160</b>	<b>1.4 J</b>	<b>144 J</b>	<b>462,000</b>
n-Propylbenzene	µg/kg	-	<1.0	<1.2	<1.4	<1.4	<1.5	<1.3	<1.2	<1.3	<1.2	<b>103 J</b>	<b>480</b>	<1.2	<b>223</b>	<b>16,700 J</b>
Styrene	µg/kg	1.90E+05	<0.68	<0.78	<0.94	<0.95	<0.97	<0.85	<0.77	<0.89	<0.81	<38	<82	<0.77	<39	<7,400
1,1,1,2-Tetrachloroethane	µg/kg	-	<0.68	<0.78	<0.94	<0.95	<0.97	<0.85	<0.77	<0.89	<0.81	<38	<82	<0.77	<39	<7,400
1,1,2,2-Tetrachloroethane	µg/kg	2.10E+01	<0.68	<0.78	<0.94	<0.95	<0.97	<0.85	<0.77	<0.89	<0.81	<38	<82	<0.77	<39	<7,400
Tetrachloroethene (PCE)	µg/kg	4.80E+00	<2.4	<2.7	<3.3	<3.3	<3.4	<3.0	<2.7	<3.1	<2.8	<130	<290	<2.7	<140	<26,000
Toluene	µg/kg	2.20E+05	<1.0	<1.2	<1.4	<b>1.7 J</b>	<1.5	<1.3	<1.2	<b>4.2 J</b>	<b>5.1</b>	<b>601</b>	<120	<1.2	<b>556</b>	<b>42,500</b>
1,2,3-Trichlorobenzene	µg/kg	-	<1.0	<1.2	<1.4	<1.4	<1.5	<1.3	<1.2	<1.3	<1.2	<57	<120	<1.2	<59	<11,000
1,2,4-Trichlorobenzene	µg/kg	2.40E+03	<1.0	<1.2	<1.4	<1.4	<1.5	<1.3	<1.2	<1.3	<1.2	<57	<120	<1.2	<59	<11,000
1,1,1-Trichloroethane (1,1,1-TCA)	µg/kg	3.50E+04	<1.0	<1.2	<1.4	<1.4	<1.5	<1.3	<1.2	<1.3	<1.2	<57	<120	<1.2	<59	<11,000
1,1,2-Trichloroethane (1,1,2-TCA)	µg/kg	2.60E+01	<0.68	<0.78	<0.94	<0.95	<0.97	<0.85	<0.77	<0.89	<0.81	<38	<82	<0.77	<39	<7,400

**Table 2b. Soil Analytical Results - Volatile Organic Compounds (VOCs) - Northern Area**

Parameter	Units	RBTC	Site Data													
			A21-2.0	A21-3.2	A21-6.5	B20-0.5	B20-3.0	B20A-3.0 <sup>(6)</sup>	B20-6.0	B23-1.0	B23-4.5	C21-1.5	C21-3.0	C21-7.0	C22-0.6	C22-3.0
Sample ID	-	-	A21	A21	A21	B20	B20	B20	B20	B23	B23	C21	C21	C21	C22	C22
Location	-	-	A21	A21	A21	B20	B20	B20	B20	B23	B23	C21	C21	C21	C22	C22
Depth	feet bgs	-	2.0	3.2	6.5	0.5	3.0	3.0	6.0	1.0	4.5	1.5	3.0	7.0	0.6	3.0
Date	mm/dd/yy	-	07/22/11	07/22/11	07/22/11	08/31/11	08/31/11	08/31/11	08/31/11	08/31/11	08/31/11	07/22/11	07/22/11	07/22/11	08/31/11	08/31/11
Trichloroethene (TCE)	µg/kg	1.80E+01	<0.68	<0.78	<0.94	<0.95	<0.97	<0.85	<0.77	<0.89	<0.81	<b>46.8 J</b>	<82	<0.77	<39	<7,400
Trichlorofluoromethane (Freon 11)	µg/kg	-	<0.81	<0.93	<1.1	<1.1	<1.2	<1.0	<0.92	<1.1	<0.97	<45	<98	<0.92	<47	<8,900
1,2,3-Trichloropropane	µg/kg	-	<1.0	<1.2	<1.4	<1.4	<1.5	<1.3	<1.2	<1.3	<1.2	<57	<120	<1.2	<59	<11,000
1,2,4-Trimethylbenzene	µg/kg	8.50E+02	<1.0	<1.2	<1.4	<1.4	<1.5	<1.3	<1.2	<1.3	<b>7.8</b>	<b>544</b>	<b>2,480</b>	<1.2	<b>170 J</b>	<b>138,000</b>
1,3,5-Trimethylbenzene	µg/kg	1.10E+07	<1.0	<1.2	<1.4	<1.4	<1.5	<1.3	<1.2	<1.3	<b>2.1 J</b>	<b>163 J</b>	<b>539</b>	<1.2	<59	<b>32,800 J</b>
Vinyl chloride	µg/kg	2.50E+00	<1.7	<1.9	<2.3	<2.4	<2.4	<2.1	<1.9	<2.2	<2.0	<94	<200	<1.9	<99	<19,000
Xylenes	µg/kg	8.90E+03	<2.7	<3.1	<3.7	<3.8	<3.9	<3.4	<3.1	<b>6.5 J</b>	<b>18.3</b>	<b>3,410</b>	<b>5,200</b>	<3.1	<b>386 J</b>	<b>348,000</b>

Notes:

- (1) Volatile Organic Compounds (VOCs) analyzed using USEPA Method 8260B.
  - (2) Laboratory data qualifiers are as follows.
    - J Indicates an estimated value.
    - B Indicates analyte found in associated method blank.
    - E Indicates value exceeds calibration range.
  - (3)   Indicates an exceedance of the RBTC.
  - (4) Bold font indicates a concentration detected at or above the method detection limit (MDL).
  - (5) Sampling depths reported in feet below ground surface (feet bgs).
  - (6) Sample is a field duplicate.
- Not applicable / not analyzed.

**Table 2b. Soil Analytical Results - Volatile Organic Compounds (VOCs) - Northern Area**

Parameter	Units	RBTC	Site Data													
			C22-6.0	C24-1.2	C24-2.8	D19-0.6	D19-5.0	D21-1.0	D21A-1.0 <sup>(6)</sup>	D21-3.5	D22-1.0	D22A-1.0 <sup>(6)</sup>	D22-7.5	D23-2.7	D23-6.0	D23-9.0
Sample ID	–	–	C22	C24	C24	D19	D19	D21	D21	D21	D22	D22	D22	D23	D23	D23
Location	–	–	C22	C24	C24	D19	D19	D21	D21	D21	D22	D22	D22	D23	D23	D23
Depth	feet bgs	–	6.0	1.2	2.8	0.6	5.0	1.0	1.0	3.5	1.0	1.0	7.5	2.7	6.0	9.0
Date	mm/dd/yy	–	08/31/11	07/22/11	07/22/11	08/31/11	08/31/11	07/26/11	07/26/11	07/26/11	07/26/11	07/26/11	07/26/11	07/22/11	07/22/11	07/22/11
Acetone	µg/kg	4.90E+07	<b>68.4 J</b>	<b>30.2 J</b>	<870	<b>60.3 J</b>	<b>75.8 J</b>	<850	<b>35.3 J</b>	<b>76,300</b>	<700	<840	<42,000	<480,000	<b>15,100 J</b>	<b>2,280 J</b>
tert-Amyl methyl ether (TAME)	µg/kg	–	<0.91	<0.89	<52	<0.86	<0.94	<51	<0.99	<780	<42	<51	<2,500	<29,000	<490	<54
Benzene	µg/kg	1.30E+01	<b>62.7</b>	<1.1	<65	<1.1	<b>2.9 J</b>	<64	<1.2	<980	<52	<63	<3,200	<36,000	<620	<b>1,270</b>
Bromobenzene	µg/kg	–	<1.1	<1.1	<65	<1.1	<1.2	<64	<1.2	<980	<52	<63	<3,200	<36,000	<620	<68
Bromodichloromethane	µg/kg	–	<0.76	<0.74	<44	<0.72	<0.78	<43	<0.83	<650	<35	<42	<2,100	<24,000	<410	<45
Bromoform	µg/kg	–	<0.76	<0.74	<44	<0.72	<0.78	<43	<0.83	<650	<35	<42	<2,100	<24,000	<410	<45
Bromomethane (methyl bromide)	µg/kg	–	<1.9	<1.8	<110	<1.8	<2.0	<110	<2.1	<1,600	<87	<110	<5,300	<60,000	<1,000	<110
2-Butanone (methyl ethyl ketone)	µg/kg	5.30E+06	<b>14.4 J</b>	<8.9	<520	<b>11.8 J</b>	<9.4	<510	<9.9	<b>225,000</b>	<b>1,570</b>	<510	<25,000	<b>1,440,000</b>	<b>130,000</b>	<b>9,460</b>
tert-Butyl alcohol (TBA)	µg/kg	–	<b>10.4 J</b>	<7.4	<440	<7.2	<b>97.0</b>	<430	<b>39.6</b>	<6,500	<350	<420	<21,000	<240,000	<4,100	<450
n-Butylbenzene	µg/kg	–	<1.1	<1.1	<65	<1.1	<1.2	<64	<1.2	<980	<52	<63	<3,200	<b>72,800 J</b>	<620	<b>87.3 J</b>
sec-Butylbenzene	µg/kg	–	<1.1	<1.1	<65	<1.1	<1.2	<64	<1.2	<980	<52	<63	<3,200	<36,000	<620	<68
tert-Butylbenzene	µg/kg	–	<1.1	<1.1	<65	<1.1	<1.2	<64	<1.2	<980	<52	<63	<3,200	<36,000	<620	<68
Carbon tetrachloride	µg/kg	–	<0.76	<0.74	<44	<0.72	<0.78	<43	<0.83	<650	<35	<42	<2,100	<24,000	<410	<45
Chlorobenzene	µg/kg	4.80E+03	<1.1	<1.1	<65	<1.1	<b>16.9</b>	<64	<1.2	<980	<52	<63	<3,200	<36,000	<620	<68
Chlorobromomethane (bromochloromethane)	µg/kg	–	<1.1	<1.1	<65	<1.1	<1.2	<64	<1.2	<980	<52	<63	<3,200	<36,000	<620	<68
Chlorodibromomethane (dibromochloromethane)	µg/kg	–	<0.76	<0.74	<44	<0.72	<0.78	<43	<0.83	<650	<35	<42	<2,100	<24,000	<410	<45
Chloroethane (ethyl chloride)	µg/kg	7.70E+04	<1.1	<1.1	<65	<1.1	<b>4.7</b>	<64	<1.2	<980	<52	<63	<3,200	<36,000	<620	<68
Chloroform	µg/kg	2.90E+00	<1.1	<1.1	<65	<1.1	<1.2	<64	<1.2	<980	<52	<63	<3,200	<36,000	<620	<68
Chloromethane (methyl chloride)	µg/kg	7.30E+02	<1.1	<1.1	<65	<1.1	<1.2	<64	<1.2	<980	<52	<63	<3,200	<36,000	<620	<68
2-Chlorotoluene	µg/kg	–	<1.1	<1.1	<65	<1.1	<1.2	<64	<1.2	<980	<52	<63	<3,200	<36,000	<620	<68
4-Chlorotoluene	µg/kg	–	<1.1	<1.1	<65	<1.1	<1.2	<64	<1.2	<980	<52	<63	<3,200	<36,000	<620	<68
Cumene	µg/kg	3.10E+04	<1.1	<1.1	<b>134 J</b>	<1.1	<1.2	<64	<1.2	<980	<52	<63	<3,200	<36,000	<620	<b>74.8 J</b>
Cymene	µg/kg	–	<1.1	<1.1	<65	<1.1	<1.2	<64	<1.2	<980	<52	<63	<3,200	<36,000	<620	<68
1,2-Dibromo-3-chloropropane	µg/kg	–	<0.76	<0.74	<44	<0.72	<0.78	<43	<0.83	<650	<35	<42	<2,100	<24,000	<410	<45
1,2-Dibromoethane (ethylene dibromide)	µg/kg	–	<0.76	<0.74	<44	<0.72	<0.78	<43	<0.83	<650	<35	<42	<2,100	<24,000	<410	<45
1,2-Dichlorobenzene	µg/kg	5.10E+04	<1.1	<1.1	<65	<1.1	<1.2	<64	<1.2	<980	<52	<63	<3,200	<36,000	<620	<68
1,3-Dichlorobenzene	µg/kg	–	<1.1	<1.1	<65	<1.1	<1.2	<64	<1.2	<980	<52	<63	<3,200	<36,000	<620	<68
1,4-Dichlorobenzene	µg/kg	5.00E+01	<1.1	<1.1	<65	<1.1	<1.2	<64	<1.2	<980	<52	<63	<3,200	<36,000	<620	<68
Dichlorodifluoromethane (Freon 12)	µg/kg	–	<0.76	<0.74	<44	<0.72	<0.78	<43	<0.83	<650	<35	<42	<2,100	<24,000	<410	<45
1,1-Dichloroethane (1,1-DCA)	µg/kg	2.80E+01	<0.76	<0.74	<44	<0.72	<b>0.83 J</b>	<43	<0.83	<650	<35	<42	<2,100	<b>47,000 J</b>	<410	<b>66.2 J</b>

**Table 2b. Soil Analytical Results - Volatile Organic Compounds (VOCs) - Northern Area**

Parameter	Units	RBTC	Site Data													
			C22-6.0	C24-1.2	C24-2.8	D19-0.6	D19-5.0	D21-1.0	D21A-1.0 <sup>(6)</sup>	D21-3.5	D22-1.0	D22A-1.0 <sup>(6)</sup>	D22-7.5	D23-2.7	D23-6.0	D23-9.0
Sample ID	–	–	C22	C24	C24	D19	D19	D21	D21	D21	D22	D22	D22	D23	D23	D23
Location	–	–	C22	C24	C24	D19	D19	D21	D21	D21	D22	D22	D22	D23	D23	D23
Depth	feet bgs	–	6.0	1.2	2.8	0.6	5.0	1.0	1.0	3.5	1.0	1.0	7.5	2.7	6.0	9.0
Date	mm/dd/yy	–	08/31/11	07/22/11	07/22/11	08/31/11	08/31/11	07/26/11	07/26/11	07/26/11	07/26/11	07/26/11	07/26/11	07/22/11	07/22/11	07/22/11
1,2-Dichloroethane (1,2-DCA)	µg/kg	8.80E+00	1.9 J	<1.1	<65	<1.1	<1.2	<64	<1.2	<980	<52	<63	<3,200	<36,000	<620	<68
1,1-Dichloroethene (1,1-DCE)	µg/kg	9.00E+02	<1.1	<1.1	<65	<1.1	<1.2	<64	<1.2	<980	<52	<63	<3,200	<36,000	<620	<68
cis-1,2-Dichloroethene (cis-1,2-DCE)	µg/kg	2.30E+06	<1.1	<1.1	<65	<1.1	<1.2	<64	<1.2	<980	85.7 J	<63	<3,200	<36,000	<620	<68
trans-1,2-Dichloroethene (trans-1,2-DCE)	µg/kg	1.40E+03	<1.1	<1.1	<65	<1.1	<1.2	<64	<1.2	<980	<52	<63	<3,200	<36,000	<620	<68
1,2-Dichloropropane	µg/kg	–	<1.1	<1.1	<65	<1.1	<1.2	<64	<1.2	<980	<52	<63	<3,200	<36,000	<620	<68
1,3-Dichloropropane	µg/kg	–	<1.1	<1.1	<65	<1.1	<1.2	<64	<1.2	<980	<52	<63	<3,200	<36,000	<620	<68
2,2-Dichloropropane	µg/kg	–	<1.1	<1.1	<65	<1.1	<1.2	<64	<1.2	<980	<52	<63	<3,200	<36,000	<620	<68
1,1-Dichloropropene	µg/kg	–	<1.1	<1.1	<65	<1.1	<1.2	<64	<1.2	<980	<52	<63	<3,200	<36,000	<620	<68
cis-1,3-Dichloropropene	µg/kg	–	<1.1	<1.1	<65	<1.1	<1.2	<64	<1.2	<980	<52	<63	<3,200	<36,000	<620	<68
trans-1,3-Dichloropropene	µg/kg	–	<1.1	<1.1	<65	<1.1	<1.2	<64	<1.2	<980	<52	<63	<3,200	<36,000	<620	<68
Diisopropyl Ether (DIPE)	µg/kg	–	<1.1	<1.1	<65	<1.1	<1.2	<64	<1.2	<980	<52	<63	<3,200	<36,000	<620	<68
Ethyl tert-butyl ether (ETBE)	µg/kg	–	<1.1	<1.1	<65	<1.1	<1.2	<64	<1.2	<980	<52	<63	<3,200	<36,000	<620	<68
Ethylbenzene	µg/kg	7.50E+01	1.3 J	<1.1	94.2 J	<1.1	21.1	95.1 J	10.2	6,060	172	97.2 J	26,700	534,000	1,260 J	1,530
Hexachlorobutadiene	µg/kg	2.50E+04	<0.76	<0.74	<44	<0.72	<0.78	<43	<0.83	<650	<35	<42	<2,100	<24,000	<410	<45
2-Hexanone (methyl butyl ketone)	µg/kg	1.50E+04	<3.8	<3.7	<220	<3.6	<3.9	<210	<4.1	<3,300	<170	<210	<11,000	<120,000	<2,100	<230
Methyl tert-butyl ether (MTBE)	µg/kg	1.20E+03	<0.76	<0.74	<44	<0.72	<0.78	<43	<0.83	<650	<35	<42	<2,100	<24,000	<410	<45
Methylene bromide	µg/kg	–	<1.9	<1.8	<110	<1.8	<2.0	<110	<2.1	<1,600	<87	<110	<5,300	<60,000	<1,000	<110
Methylene chloride	µg/kg	1.40E+02	<12	<12	<700	<11	<13	<680	<13	<10,000	<560	<680	<34,000	<380,000	<6,600	<720
4-Methyl-2-pentanone (methyl isobutyl ketone)	µg/kg	1.60E+06	<11	<11	<650	<11	<12	<640	<12	12,200 J	954 J	700 J	<32,000	<360,000	16,000	1,700 J
Naphthalene	µg/kg	3.50E+02	1.2 J	<1.1	1,520	<1.1	1.3 J	<64	<1.2	5,130	<52	<63	<3,200	421,000	2,550	302
n-Propylbenzene	µg/kg	–	<1.1	<1.1	77.9 J	<1.1	<1.2	<64	<1.2	<980	<52	<63	<3,200	41,700 J	<620	114 J
Styrene	µg/kg	1.90E+05	<0.76	<0.74	<44	<0.72	<0.78	<43	<0.83	<650	<35	<42	<2,100	<24,000	<410	<45
1,1,1,2-Tetrachloroethane	µg/kg	–	<0.76	<0.74	<44	<0.72	<0.78	<43	<0.83	<650	<35	<42	<2,100	<24,000	<410	<45
1,1,2,2-Tetrachloroethane	µg/kg	2.10E+01	<0.76	<0.74	<44	<0.72	<0.78	<43	<0.83	<650	<35	<42	<2,100	<24,000	<410	<45
Tetrachloroethene (PCE)	µg/kg	4.80E+00	<2.7	<2.6	<150	<2.5	<2.7	<150	<2.9	<2,300	<120	<150	<7,400	350,000	<1,400	172 J
Toluene	µg/kg	2.20E+05	2.0 J	1.8 J	109 J	<1.1	68.4	<64	1.2 J	10,900	1,540	982	<3,200	2,050,000	<620	1,010
1,2,3-Trichlorobenzene	µg/kg	–	<1.1	<1.1	<65	<1.1	<1.2	<64	<1.2	<980	<52	<63	<3,200	38,100 J	<620	<68
1,2,4-Trichlorobenzene	µg/kg	2.40E+03	<1.1	<1.1	<65	<1.1	<1.2	<64	<1.2	<980	<52	<63	<3,200	118,000 J	<620	76.7 J
1,1,1-Trichloroethane (1,1,1-TCA)	µg/kg	3.50E+04	<1.1	<1.1	<65	<1.1	<1.2	<64	<1.2	<980	<52	<63	<3,200	164,000	<620	<68
1,1,2-Trichloroethane (1,1,2-TCA)	µg/kg	2.60E+01	<0.76	<0.74	<44	<0.72	<0.78	<43	<0.83	<650	<35	<42	<2,100	52,800 J	<410	<45

**Table 2b. Soil Analytical Results - Volatile Organic Compounds (VOCs) - Northern Area**

Parameter	Units	RBTC	Site Data													
			Sample ID	C22-6.0	C24-1.2	C24-2.8	D19-0.6	D19-5.0	D21-1.0	D21A-1.0 <sup>(6)</sup>	D21-3.5	D22-1.0	D22A-1.0 <sup>(6)</sup>	D22-7.5	D23-2.7	D23-6.0
Location	-	-	C22	C24	C24	D19	D19	D21	D21	D21	D22	D22	D22	D23	D23	D23
Depth	feet bgs	-	6.0	1.2	2.8	0.6	5.0	1.0	1.0	3.5	1.0	1.0	7.5	2.7	6.0	9.0
Date	mm/dd/yy	-	08/31/11	07/22/11	07/22/11	08/31/11	08/31/11	07/26/11	07/26/11	07/26/11	07/26/11	07/26/11	07/26/11	07/22/11	07/22/11	07/22/11
Trichloroethene (TCE)	µg/kg	1.80E+01	<0.76	<0.74	<44	<0.72	<0.78	<43	<0.83	<b>855 J</b>	<b>121 J</b>	<42	<2,100	<b>1,640,000</b>	<410	<b>582</b>
Trichlorofluoromethane (Freon 11)	µg/kg	-	<0.91	<0.89	<52	<0.86	<0.94	<51	<0.99	<780	<42	<51	<2,500	<29,000	<490	<54
1,2,3-Trichloropropane	µg/kg	-	<1.1	<1.1	<65	<1.1	<1.2	<64	<1.2	<980	<52	<63	<3,200	<36,000	<620	<68
1,2,4-Trimethylbenzene	µg/kg	8.50E+02	<1.1	<1.1	<b>233</b>	<1.1	<b>9.1</b>	<64	<b>2.3 J</b>	<b>6,850</b>	<52	<63	<b>4,980 J</b>	<b>513,000</b>	<b>5,470</b>	<b>459</b>
1,3,5-Trimethylbenzene	µg/kg	1.10E+07	<1.1	<1.1	<65	<1.1	<b>2.1 J</b>	<64	<1.2	<b>1,450 J</b>	<52	<63	<3,200	<b>107,000 J</b>	<b>1,390 J</b>	<b>106 J</b>
Vinyl chloride	µg/kg	2.50E+00	<1.9	<1.8	<110	<1.8	<2.0	<110	<2.1	<1,600	<87	<110	<5,300	<60,000	<1,000	<110
Xylenes	µg/kg	8.90E+03	<b>4.3 J</b>	<3.0	<b>810</b>	<2.9	<b>36.0</b>	<b>244 J</b>	<b>26.2</b>	<b>27,100</b>	<b>872</b>	<b>525</b>	<b>129,000</b>	<b>2,600,000</b>	<b>5,470</b>	<b>5,170</b>

Notes:

- (1) Volatile Organic Compounds (VOCs) analyzed using USEPA Method 8260B.
- (2) Laboratory data qualifiers are as follows.
  - J Indicates an estimated value.
  - B Indicates analyte found in associated method blank.
  - E Indicates value exceeds calibration range.
- (3)   Indicates an exceedance of the RBTC.
- (4) Bold font indicates a concentration detected at or above the method detection limit (MDL).
- (5) Sampling depths reported in feet below ground surface (feet bgs).
- (6) Sample is a field duplicate.
- Not applicable / not analyzed.

**Table 2b. Soil Analytical Results - Volatile Organic Compounds (VOCs) - Northern Area**

Parameter	Units	RBTC	Site Data													
			Sample ID	E20-0.6	E20-5.5	E20A-5.5 (6)	E20-10.0	E22-0.8	E22A-0.8 (6)	E22-3.0	E22-7.5	E24-0.5	E24-5.0	E24-8.0	F18-0.5	F18-5.0
Location			E20	E20	E20	E20	E22	E22	E22	E22	E24	E24	E24	F18	F18	F18
Depth	feet bgs		0.6	5.5	5.5	10.0	0.8	0.8	3.0	7.5	0.5	5.0	8.0	0.5	5.0	8.0
Date	mm/dd/yy		08/31/11	08/31/11	08/31/11	08/31/11	07/26/11	07/26/11	07/26/11	07/26/11	08/31/11	08/31/11	08/31/11	08/30/11	08/30/11	08/30/11
Acetone	µg/kg	4.90E+07	<10,000	<4,300,000	<2,400,000	<480,000	<880	<900	<190,000	<b>84,900</b>	<1,000	<b>471,000 J</b>	<b>601,000 J</b>	<b>64.2 J</b>	<1,900	<300,000
tert-Amyl methyl ether (TAME)	µg/kg	-	<620	<260,000	<150,000	<29,000	<53	<54	<11,000	<470	<62	<15,000	<23,000	<1.0	<120	<18,000
Benzene	µg/kg	1.30E+01	<780	<320,000	<b>286,000 J</b>	<b>45,500 J</b>	<66	<67	<14,000	<b>1,350 J</b>	<77	<19,000	<29,000	<b>4.1 J</b>	<150	<22,000
Bromobenzene	µg/kg	-	<780	<320,000	<180,000	<36,000	<66	<67	<14,000	<590	<77	<19,000	<29,000	<1.3	<150	<22,000
Bromodichloromethane	µg/kg	-	<520	<220,000	<120,000	<24,000	<44	<45	<9,500	<390	<51	<13,000	<19,000	<0.86	<97	<15,000
Bromoform	µg/kg	-	<520	<220,000	<120,000	<24,000	<44	<45	<9,500	<390	<51	<13,000	<19,000	<0.86	<97	<15,000
Bromomethane (methyl bromide)	µg/kg	-	<1,300	<540,000	<300,000	<60,000	<110	<110	<24,000	<980	<130	<32,000	<48,000	<2.2	<240	<37,000
2-Butanone (methyl ethyl ketone)	µg/kg	5.30E+06	<6,200	<b>19,700,000</b>	<b>19,600,000</b>	<b>8,110,000</b>	<530	<540	<b>633,000</b>	<b>229,000</b>	<620	<b>2,520,000</b>	<b>7,070,000</b>	<b>17.8 J</b>	<1,200	<180,000
tert-Butyl alcohol (TBA)	µg/kg	-	<5,200	<2,200,000	<1,200,000	<240,000	<440	<450	<95,000	<3,900	<510	<130,000	<190,000	<8.6	<970	<150,000
n-Butylbenzene	µg/kg	-	<780	<320,000	<b>210,000 J</b>	<36,000	<66	<67	<b>45,400 J</b>	<b>1,050 J</b>	<77	<19,000	<29,000	<1.3	<150	<22,000
sec-Butylbenzene	µg/kg	-	<780	<320,000	<180,000	<36,000	<66	<67	<14,000	<590	<77	<19,000	<29,000	<1.3	<150	<22,000
tert-Butylbenzene	µg/kg	-	<780	<320,000	<180,000	<36,000	<66	<67	<14,000	<590	<77	<19,000	<29,000	<1.3	<150	<22,000
Carbon tetrachloride	µg/kg	-	<520	<220,000	<120,000	<24,000	<44	<45	<9,500	<390	<51	<13,000	<19,000	<0.86	<97	<15,000
Chlorobenzene	µg/kg	4.80E+03	<780	<320,000	<180,000	<36,000	<66	<67	<14,000	<590	<77	<19,000	<29,000	<1.3	<150	<22,000
Chlorobromomethane (bromochloromethane)	µg/kg	-	<780	<320,000	<180,000	<36,000	<66	<67	<14,000	<590	<77	<19,000	<29,000	<1.3	<150	<22,000
Chlorodibromomethane (dibromochloromethane)	µg/kg	-	<520	<220,000	<120,000	<24,000	<44	<45	<9,500	<390	<51	<13,000	<19,000	<0.86	<97	<15,000
Chloroethane (ethyl chloride)	µg/kg	7.70E+04	<780	<320,000	<180,000	<36,000	<66	<67	<14,000	<590	<77	<19,000	<29,000	<b>2.0 J</b>	<150	<22,000
Chloroform	µg/kg	2.90E+00	<780	<320,000	<180,000	<36,000	<66	<67	<14,000	<590	<77	<19,000	<29,000	<1.3	<150	<22,000
Chloromethane (methyl chloride)	µg/kg	7.30E+02	<780	<320,000	<180,000	<36,000	<66	<67	<14,000	<590	<77	<19,000	<29,000	<1.3	<150	<22,000
2-Chlorotoluene	µg/kg	-	<780	<320,000	<180,000	<36,000	<66	<67	<14,000	<590	<77	<19,000	<b>238,000</b>	<1.3	<150	<22,000
4-Chlorotoluene	µg/kg	-	<780	<320,000	<180,000	<36,000	<66	<67	<14,000	<590	<77	<19,000	<29,000	<1.3	<150	<22,000
Cumene	µg/kg	3.10E+04	<b>1,850 J</b>	<320,000	<180,000	<36,000	<66	<67	<14,000	<590	<77	<19,000	<29,000	<1.3	<150	<22,000
Cymene	µg/kg	-	<780	<320,000	<180,000	<36,000	<66	<67	<14,000	<590	<77	<19,000	<29,000	<1.3	<150	<22,000
1,2-Dibromo-3-chloropropane	µg/kg	-	<520	<220,000	<120,000	<24,000	<44	<45	<9,500	<390	<51	<13,000	<19,000	<0.86	<97	<15,000
1,2-Dibromoethane (ethylene dibromide)	µg/kg	-	<520	<220,000	<120,000	<24,000	<44	<45	<9,500	<390	<51	<13,000	<19,000	<0.86	<97	<15,000
1,2-Dichlorobenzene	µg/kg	5.10E+04	<780	<320,000	<180,000	<36,000	<66	<67	<14,000	<590	<77	<19,000	<29,000	<1.3	<150	<22,000
1,3-Dichlorobenzene	µg/kg	-	<780	<320,000	<180,000	<36,000	<66	<67	<14,000	<590	<77	<19,000	<29,000	<1.3	<150	<22,000
1,4-Dichlorobenzene	µg/kg	5.00E+01	<780	<320,000	<180,000	<36,000	<66	<67	<14,000	<590	<77	<19,000	<29,000	<1.3	<150	<22,000
Dichlorodifluoromethane (Freon 12)	µg/kg	-	<520	<220,000	<120,000	<24,000	<44	<45	<9,500	<390	<51	<13,000	<19,000	<0.86	<97	<15,000
1,1-Dichloroethane (1,1-DCA)	µg/kg	2.80E+01	<520	<220,000	<120,000	<24,000	<44	<45	<9,500	<390	<51	<13,000	<19,000	<0.86	<97	<15,000

**Table 2b. Soil Analytical Results - Volatile Organic Compounds (VOCs) - Northern Area**

Parameter	Units	RBTC	Site Data													
Sample ID	-	-	E20-0.6	E20-5.5	E20A-5.5 <sup>(6)</sup>	E20-10.0	E22-0.8	E22A-0.8 <sup>(6)</sup>	E22-3.0	E22-7.5	E24-0.5	E24-5.0	E24-8.0	F18-0.5	F18-5.0	F18-8.0
Location	-	-	E20	E20	E20	E20	E22	E22	E22	E22	E24	E24	E24	F18	F18	F18
Depth	feet bgs	-	0.6	5.5	5.5	10.0	0.8	0.8	3.0	7.5	0.5	5.0	8.0	0.5	5.0	8.0
Date	mm/dd/yy	-	08/31/11	08/31/11	08/31/11	08/31/11	07/26/11	07/26/11	07/26/11	07/26/11	08/31/11	08/31/11	08/31/11	08/30/11	08/30/11	08/30/11
1,2-Dichloroethane (1,2-DCA)	µg/kg	8.80E+00	<780	<320,000	<180,000	<36,000	<66	<67	<14,000	<590	<77	<19,000	<29,000	<1.3	<150	<22,000
1,1-Dichloroethene (1,1-DCE)	µg/kg	9.00E+02	<780	<320,000	<180,000	<36,000	<66	<67	<14,000	<590	<77	<19,000	<29,000	<1.3	<150	<22,000
cis-1,2-Dichloroethene (cis-1,2-DCE)	µg/kg	2.30E+06	<780	<320,000	<180,000	<36,000	<66	<67	<14,000	<590	<77	<19,000	<29,000	<1.3	<150	<22,000
trans-1,2-Dichloroethene (trans-1,2-DCE)	µg/kg	1.40E+03	<780	<320,000	<180,000	<36,000	<66	<67	<14,000	<590	<77	<19,000	<29,000	<1.3	<150	<22,000
1,2-Dichloropropane	µg/kg	-	<780	<320,000	<180,000	<36,000	<66	<67	<14,000	<590	<77	<19,000	<29,000	<1.3	<150	<22,000
1,3-Dichloropropane	µg/kg	-	<780	<320,000	<180,000	<36,000	<66	<67	<14,000	<590	<77	<19,000	<29,000	<1.3	<150	<22,000
2,2-Dichloropropane	µg/kg	-	<780	<320,000	<180,000	<36,000	<66	<67	<14,000	<590	<77	<19,000	<29,000	<1.3	<150	<22,000
1,1-Dichloropropene	µg/kg	-	<780	<320,000	<180,000	<36,000	<66	<67	<14,000	<590	<77	<19,000	<29,000	<1.3	<150	<22,000
cis-1,3-Dichloropropene	µg/kg	-	<780	<320,000	<180,000	<36,000	<66	<67	<14,000	<590	<77	<19,000	<29,000	<1.3	<150	<22,000
trans-1,3-Dichloropropene	µg/kg	-	<780	<320,000	<180,000	<36,000	<66	<67	<14,000	<590	<77	<19,000	<29,000	<1.3	<150	<22,000
Diisopropyl Ether (DIPE)	µg/kg	-	<780	<320,000	<180,000	<36,000	<66	<67	<14,000	<590	<77	<19,000	<29,000	<1.3	<150	<22,000
Ethyl tert-butyl ether (ETBE)	µg/kg	-	<780	<320,000	<180,000	<36,000	<66	<67	<14,000	<590	<77	<19,000	<29,000	<1.3	<150	<22,000
Ethylbenzene	µg/kg	7.50E+01	14,900	3,270,000	4,190,000	581,000	<66	<67	238,000	4,060	247 J	37,400 J	103,000	<1.3	6,850	563,000
Hexachlorobutadiene	µg/kg	2.50E+04	<520	<220,000	<120,000	<24,000	<44	<45	<9,500	<390	<51	<13,000	<19,000	<0.86	<97	<15,000
2-Hexanone (methyl butyl ketone)	µg/kg	1.50E+04	<2,600	<1,100,000	<610,000	<120,000	<220	<220	<48,000	<2,000	<260	<64,000	<97,000	<4.3	<490	<75,000
Methyl tert-butyl ether (MTBE)	µg/kg	1.20E+03	<520	<220,000	<120,000	<24,000	<44	<45	<9,500	<390	<51	<13,000	<19,000	<0.86	<97	<15,000
Methylene bromide	µg/kg	-	<1,300	<540,000	<300,000	<60,000	<110	<110	<24,000	<980	<130	<32,000	<48,000	<2.2	<240	<37,000
Methylene chloride	µg/kg	1.40E+02	<8,300	<3,500,000	<1,900,000	<380,000	<700	<720	<150,000	<6,300	<820	<200,000	<310,000	<14	<1,600	<240,000
4-Methyl-2-pentanone (methyl isobutyl ketone)	µg/kg	1.60E+06	<7,800	<3,200,000	3,180,000 J	450,000 J	<660	<670	<140,000	28,700	<770	<190,000	<290,000	<13	<1,500	<220,000
Naphthalene	µg/kg	3.50E+02	<780	377,000 J	467,000 J	52,300 J	<66	<67	376,000	4,720	<77	<19,000	<29,000	<1.3	<150	82,800
n-Propylbenzene	µg/kg	-	792 J	<320,000	298,000 J	38,600 J	<66	<67	22,200 J	1,070 J	<77	<19,000	42,400 J	<1.3	<150	22,900 J
Styrene	µg/kg	1.90E+05	<520	1,340,000	1,760,000	237,000	<44	<45	31,300 J	843 J	<51	<13,000	<19,000	<0.86	<97	116,000
1,1,1,2-Tetrachloroethane	µg/kg	-	<520	<220,000	<120,000	<24,000	<44	<45	<9,500	<390	<51	<13,000	<19,000	<0.86	<97	<15,000
1,1,2,2-Tetrachloroethane	µg/kg	2.10E+01	<520	<220,000	<120,000	<24,000	<44	<45	<9,500	<390	<51	<13,000	<19,000	<0.86	<97	<15,000
Tetrachloroethene (PCE)	µg/kg	4.80E+00	<1,800	<760,000	<430,000	<84,000	<150	<160	145,000	<1,400	<180	<44,000	<68,000	<3.0	<340	<52,000
Toluene	µg/kg	2.20E+05	27,400	6,330,000	7,770,000	1,150,000	516	397	475,000	12,900	113 J	990,000	189,000	<1.3	<150	579,000
1,2,3-Trichlorobenzene	µg/kg	-	<780	<320,000	<180,000	<36,000	<66	<67	31,400 J	<590	<77	<19,000	<29,000	<1.3	<150	<22,000
1,2,4-Trichlorobenzene	µg/kg	2.40E+03	<780	<320,000	<180,000	<36,000	<66	<67	98,600	<590	<77	<19,000	<29,000	<1.3	<150	<22,000
1,1,1-Trichloroethane (1,1,1-TCA)	µg/kg	3.50E+04	<780	<320,000	<180,000	<36,000	<66	<67	<14,000	<590	<77	<19,000	<29,000	<1.3	<150	<22,000
1,1,2-Trichloroethane (1,1,2-TCA)	µg/kg	2.60E+01	<520	<220,000	<120,000	<24,000	<44	<45	24,100 J	<390	<51	<13,000	<19,000	<0.86	<97	<15,000

**Table 2b. Soil Analytical Results - Volatile Organic Compounds (VOCs) - Northern Area**

Parameter	Units	RBTC	Site Data													
			E20-0.6	E20-5.5	E20A-5.5 <sup>(6)</sup>	E20-10.0	E22-0.8	E22A-0.8 <sup>(6)</sup>	E22-3.0	E22-7.5	E24-0.5	E24-5.0	E24-8.0	F18-0.5	F18-5.0	F18-8.0
Sample ID	–	–	E20	E20	E20	E20	E22	E22	E22	E22	E24	E24	E24	F18	F18	F18
Location	–	–	E20	E20	E20	E20	E22	E22	E22	E22	E24	E24	E24	F18	F18	F18
Depth	feet bgs	–	0.6	5.5	5.5	10.0	0.8	0.8	3.0	7.5	0.5	5.0	8.0	0.5	5.0	8.0
Date	mm/dd/yy	–	08/31/11	08/31/11	08/31/11	08/31/11	07/26/11	07/26/11	07/26/11	07/26/11	08/31/11	08/31/11	08/31/11	08/30/11	08/30/11	08/30/11
Trichloroethene (TCE)	µg/kg	1.80E+01	<520	<b>394,000 J</b>	<b>468,000 J</b>	<b>64,100 J</b>	<44	<45	<b>48,400</b>	<b>433 J</b>	<b>80.3 J</b>	<b>29,500 J</b>	<b>162,000</b>	<0.86	<97	<15,000
Trichlorofluoromethane (Freon 11)	µg/kg	–	<620	<260,000	<150,000	<29,000	<53	<54	<11,000	<470	<62	<15,000	<23,000	<1.0	<120	<18,000
1,2,3-Trichloropropane	µg/kg	–	<780	<320,000	<180,000	<36,000	<66	<67	<14,000	<590	<77	<19,000	<29,000	<1.3	<150	<22,000
1,2,4-Trimethylbenzene	µg/kg	8.50E+02	<b>4,170</b>	<b>1,430,000</b>	<b>1,940,000</b>	<b>236,000</b>	<66	<67	<b>319,000</b>	<b>9,240</b>	<77	<b>57,300 J</b>	<b>244,000</b>	<1.3	<150	<b>154,000</b>
1,3,5-Trimethylbenzene	µg/kg	1.10E+07	<b>1,320 J</b>	<b>406,000 J</b>	<b>569,000 J</b>	<b>72,600 J</b>	<66	<67	<b>66,900</b>	<b>2,880</b>	<77	<19,000	<b>91,000 J</b>	<1.3	<150	<b>44,300 J</b>
Vinyl chloride	µg/kg	2.50E+00	<1,300	<540,000	<300,000	<60,000	<110	<110	<24,000	<980	<130	<32,000	<48,000	<2.2	<240	<37,000
Xylenes	µg/kg	8.90E+03	<b>55,000</b>	<b>9,000,000</b>	<b>11,600,000</b>	<b>1,570,000</b>	<b>275 J</b>	<b>203 J</b>	<b>1,240,000</b>	<b>16,100</b>	<b>884</b>	<b>167,000</b>	<b>466,000</b>	<3.5	<390	<b>1,240,000</b>

Notes:

- (1) Volatile Organic Compounds (VOCs) analyzed using USEPA Method 8260B.
- (2) Laboratory data qualifiers are as follows.
  - J Indicates an estimated value.
  - B Indicates analyte found in associated method blank.
  - E Indicates value exceeds calibration range.
- (3)  Indicates an exceedance of the RBTC.
- (4) Bold font indicates a concentration detected at or above the method detection limit (MDL).
- (5) Sampling depths reported in feet below ground surface (feet bgs).
- (6) Sample is a field duplicate.
- Not applicable / not analyzed.



**Table 2b. Soil Analytical Results - Volatile Organic Compounds (VOCs) - Northern Area**

Parameter	Units	RBTC	Site Data													
			F20-0.5	F20-5.0	F20-8.5	F22-0.5	F22-5.0	F22-8.5	F24-0.5	F24-5.0	F24-10.0	F24A-10.0 <sup>(6)</sup>	G17-1.0	G17A-1.0 <sup>(6)</sup>	G17-2.5	G17-6.5
Sample ID	-	-	F20	F20	F20	F22	F22	F22	F24	F24	F24	F24	G17	G17	G17	G17
Location	-	-	F20	F20	F20	F22	F22	F22	F24	F24	F24	F24	G17	G17	G17	G17
Depth	feet bgs	-	0.5	5.0	8.5	0.5	5.0	8.5	0.5	5.0	10.0	10.0	1.0	1.0	2.5	6.5
Date	mm/dd/yy	-	08/30/11	08/30/11	08/30/11	08/30/11	08/30/11	08/30/11	08/30/11	08/30/11	08/30/11	08/30/11	07/26/11	07/26/11	07/26/11	07/26/11
Acetone	µg/kg	4.90E+07	<750	<180,000	<240,000	<810	<1,600,000	<b>189,000 J</b>	<b>57.2 J</b>	<500,000	<b>211,000</b>	<b>359,000 J</b>	<b>56.1 J</b>	<b>55.0 J</b>	<b>41.4 J</b>	<b>18,200 J</b>
tert-Amyl methyl ether (TAME)	µg/kg	-	<45	<11,000	<14,000	<49	<96,000	<6,400	<0.86	<30,000	<640	<6,800	<0.86	<1.0	<1.0	<1,000
Benzene	µg/kg	1.30E+01	<b>131 J</b>	<b>98,200</b>	<b>40,700 J</b>	<61	<120,000	<8,000	<b>2.8 J</b>	<37,000	<800	<8,500	<1.1	<b>1.4 J</b>	<1.3	<b>2,240 J</b>
Bromobenzene	µg/kg	-	<56	<13,000	<18,000	<61	<120,000	<8,000	<1.1	<37,000	<800	<8,500	<1.1	<1.3	<1.3	<1,300
Bromodichloromethane	µg/kg	-	<37	<8,900	<12,000	<41	<80,000	<5,400	<0.72	<25,000	<530	<5,700	<0.72	<0.84	<0.87	<870
Bromoform	µg/kg	-	<37	<8,900	<12,000	<41	<80,000	<5,400	<0.72	<25,000	<530	<5,700	<0.72	<0.84	<0.87	<870
Bromomethane (methyl bromide)	µg/kg	-	<94	<22,000	<30,000	<100	<200,000	<13,000	<1.8	<62,000	<1,300	<14,000	<1.8	<2.1	<2.2	<2,200
2-Butanone (methyl ethyl ketone)	µg/kg	5.30E+06	<450	<b>2,540,000</b>	<b>3,120,000</b>	<b>517 J</b>	<b>2,880,000 J</b>	<b>2,960,000</b>	<b>17.2 J</b>	<b>2,000,000</b>	<b>2,370,000</b>	<b>2,780,000</b>	<b>39.9</b>	<b>19.9 J</b>	<b>101</b>	<b>127,000</b>
tert-Butyl alcohol (TBA)	µg/kg	-	<b>505 J</b>	<89,000	<120,000	<410	<800,000	<54,000	<b>136</b>	<250,000	<5,300	<57,000	<b>80.5</b>	<b>114</b>	<b>187</b>	<8,700
n-Butylbenzene	µg/kg	-	<56	<b>34,400 J</b>	<b>30,700 J</b>	<61	<120,000	<8,000	<1.1	<37,000	<b>3,300</b>	<b>9,440 J</b>	<1.1	<1.3	<1.3	<b>1,960 J</b>
sec-Butylbenzene	µg/kg	-	<56	<b>13,800 J</b>	<18,000	<61	<120,000	<8,000	<1.1	<37,000	<b>1,000 J</b>	<8,500	<1.1	<1.3	<1.3	<1,300
tert-Butylbenzene	µg/kg	-	<56	<13,000	<18,000	<61	<120,000	<8,000	<1.1	<37,000	<800	<8,500	<1.1	<1.3	<1.3	<1,300
Carbon tetrachloride	µg/kg	-	<37	<8,900	<12,000	<41	<80,000	<5,400	<0.72	<25,000	<530	<5,700	<0.72	<0.84	<0.87	<870
Chlorobenzene	µg/kg	4.80E+03	<56	<13,000	<18,000	<61	<120,000	<8,000	<1.1	<37,000	<b>2,500 J</b>	<8,500	<1.1	<1.3	<1.3	<1,300
Chlorobromomethane (bromochloromethane)	µg/kg	-	<56	<13,000	<18,000	<61	<120,000	<8,000	<1.1	<37,000	<800	<8,500	<1.1	<1.3	<1.3	<1,300
Chlorodibromomethane (dibromochloromethane)	µg/kg	-	<37	<8,900	<12,000	<41	<80,000	<5,400	<0.72	<25,000	<530	<5,700	<0.72	<0.84	<0.87	<870
Chloroethane (ethyl chloride)	µg/kg	7.70E+04	<56	<13,000	<18,000	<61	<120,000	<8,000	<b>11.0</b>	<37,000	<800	<8,500	<1.1	<1.3	<1.3	<1,300
Chloroform	µg/kg	2.90E+00	<56	<13,000	<18,000	<61	<120,000	<8,000	<1.1	<37,000	<800	<8,500	<1.1	<1.3	<1.3	<1,300
Chloromethane (methyl chloride)	µg/kg	7.30E+02	<56	<13,000	<18,000	<61	<120,000	<8,000	<1.1	<37,000	<800	<8,500	<1.1	<1.3	<1.3	<1,300
2-Chlorotoluene	µg/kg	-	<56	<13,000	<18,000	<61	<120,000	<8,000	<1.1	<37,000	<b>44,700</b>	<b>158,000</b>	<1.1	<1.3	<1.3	<1,300
4-Chlorotoluene	µg/kg	-	<56	<13,000	<18,000	<61	<120,000	<8,000	<1.1	<37,000	<800	<8,500	<1.1	<1.3	<1.3	<1,300
Cumene	µg/kg	3.10E+04	<56	<b>21,600 J</b>	<18,000	<61	<120,000	<8,000	<b>1.2 J</b>	<37,000	<b>919 J</b>	<8,500	<1.1	<1.3	<1.3	<1,300
Cymene	µg/kg	-	<56	<b>13,200 J</b>	<18,000	<61	<120,000	<8,000	<1.1	<37,000	<b>1,730 J</b>	<8,500	<1.1	<1.3	<1.3	<1,300
1,2-Dibromo-3-chloropropane	µg/kg	-	<37	<8,900	<12,000	<41	<80,000	<5,400	<0.72	<25,000	<530	<5,700	<0.72	<0.84	<0.87	<870
1,2-Dibromoethane (ethylene dibromide)	µg/kg	-	<37	<8,900	<12,000	<41	<80,000	<5,400	<0.72	<25,000	<530	<5,700	<0.72	<0.84	<0.87	<870
1,2-Dichlorobenzene	µg/kg	5.10E+04	<56	<13,000	<18,000	<61	<120,000	<8,000	<1.1	<b>113,000 J</b>	<800	<8,500	<1.1	<1.3	<1.3	<b>3,610 J</b>
1,3-Dichlorobenzene	µg/kg	-	<56	<13,000	<18,000	<61	<120,000	<8,000	<1.1	<37,000	<800	<8,500	<1.1	<1.3	<1.3	<1,300
1,4-Dichlorobenzene	µg/kg	5.00E+01	<56	<13,000	<18,000	<61	<120,000	<8,000	<1.1	<37,000	<800	<8,500	<1.1	<1.3	<1.3	<1,300
Dichlorodifluoromethane (Freon 12)	µg/kg	-	<37	<8,900	<12,000	<41	<80,000	<5,400	<0.72	<25,000	<530	<5,700	<0.72	<0.84	<0.87	<870
1,1-Dichloroethane (1,1-DCA)	µg/kg	2.80E+01	<37	<8,900	<12,000	<41	<80,000	<5,400	<b>2.0 J</b>	<25,000	<b>1,900 J</b>	<5,700	<0.72	<0.84	<0.87	<870

**Table 2b. Soil Analytical Results - Volatile Organic Compounds (VOCs) - Northern Area**

Parameter	Units	RBTC	Site Data													
			F20-0.5	F20-5.0	F20-8.5	F22-0.5	F22-5.0	F22-8.5	F24-0.5	F24-5.0	F24-10.0	F24A-10.0 <sup>(6)</sup>	G17-1.0	G17A-1.0 <sup>(6)</sup>	G17-2.5	G17-6.5
Sample ID	–	–	F20	F20	F20	F22	F22	F22	F24	F24	F24	F24	G17	G17	G17	G17
Location	–	–	F20	F20	F20	F22	F22	F22	F24	F24	F24	F24	G17	G17	G17	G17
Depth	feet bgs	–	0.5	5.0	8.5	0.5	5.0	8.5	0.5	5.0	10.0	10.0	1.0	1.0	2.5	6.5
Date	mm/dd/yy	–	08/30/11	08/30/11	08/30/11	08/30/11	08/30/11	08/30/11	08/30/11	08/30/11	08/30/11	08/30/11	07/26/11	07/26/11	07/26/11	07/26/11
1,2-Dichloroethane (1,2-DCA)	µg/kg	8.80E+00	<56	<13,000	<18,000	<61	<120,000	<b>35,100</b>	<1.1	<37,000	<b>17,500</b>	<b>30,400</b>	<1.1	<1.3	<1.3	<1,300
1,1-Dichloroethene (1,1-DCE)	µg/kg	9.00E+02	<56	<13,000	<18,000	<61	<120,000	<8,000	<1.1	<37,000	<800	<8,500	<1.1	<1.3	<1.3	<1,300
cis-1,2-Dichloroethene (cis-1,2-DCE)	µg/kg	2.30E+06	<56	<13,000	<18,000	<61	<120,000	<b>14,000 J</b>	<1.1	<37,000	<b>7,230</b>	<b>14,700 J</b>	<1.1	<1.3	<1.3	<1,300
trans-1,2-Dichloroethene (trans-1,2-DCE)	µg/kg	1.40E+03	<56	<13,000	<18,000	<61	<120,000	<8,000	<1.1	<37,000	<800	<8,500	<1.1	<1.3	<1.3	<1,300
1,2-Dichloropropane	µg/kg	–	<56	<13,000	<18,000	<61	<120,000	<8,000	<1.1	<37,000	<800	<8,500	<1.1	<1.3	<1.3	<1,300
1,3-Dichloropropane	µg/kg	–	<56	<13,000	<18,000	<61	<120,000	<8,000	<1.1	<37,000	<800	<8,500	<1.1	<1.3	<1.3	<1,300
2,2-Dichloropropane	µg/kg	–	<56	<13,000	<18,000	<61	<120,000	<8,000	<1.1	<37,000	<800	<8,500	<1.1	<1.3	<1.3	<1,300
1,1-Dichloropropene	µg/kg	–	<56	<13,000	<18,000	<61	<120,000	<8,000	<1.1	<37,000	<800	<8,500	<1.1	<1.3	<1.3	<1,300
cis-1,3-Dichloropropene	µg/kg	–	<56	<13,000	<18,000	<61	<120,000	<8,000	<1.1	<37,000	<800	<8,500	<1.1	<1.3	<1.3	<1,300
trans-1,3-Dichloropropene	µg/kg	–	<56	<13,000	<18,000	<61	<120,000	<8,000	<1.1	<37,000	<800	<8,500	<1.1	<1.3	<1.3	<1,300
Diisopropyl Ether (DIPE)	µg/kg	–	<56	<13,000	<18,000	<61	<120,000	<8,000	<1.1	<37,000	<800	<8,500	<1.1	<1.3	<1.3	<1,300
Ethyl tert-butyl ether (ETBE)	µg/kg	–	<56	<13,000	<18,000	<61	<120,000	<8,000	<1.1	<37,000	<800	<8,500	<1.1	<1.3	<1.3	<1,300
Ethylbenzene	µg/kg	7.50E+01	<b>1,000</b>	<b>712,000</b>	<b>438,000</b>	<b>176 J</b>	<120,000	<b>122,000</b>	<b>55.3</b>	<b>44,200 J</b>	<b>10,800</b>	<b>31,300</b>	<1.1	<1.3	<b>3.1 J</b>	<b>19,400</b>
Hexachlorobutadiene	µg/kg	2.50E+04	<37	<8,900	<12,000	<41	<80,000	<5,400	<0.72	<25,000	<530	<5,700	<0.72	<0.84	<0.87	<870
2-Hexanone (methyl butyl ketone)	µg/kg	1.50E+04	<190	<45,000	<60,000	<200	<400,000	<27,000	<3.6	<120,000	<2,700	<28,000	<3.6	<4.2	<4.4	<4,300
Methyl tert-butyl ether (MTBE)	µg/kg	1.20E+03	<37	<8,900	<12,000	<41	<80,000	<5,400	<0.72	<25,000	<530	<5,700	<0.72	<0.84	<0.87	<870
Methylene bromide	µg/kg	–	<94	<22,000	<30,000	<100	<200,000	<13,000	<1.8	<62,000	<1,300	<14,000	<1.8	<2.1	<2.2	<2,200
Methylene chloride	µg/kg	1.40E+02	<600	<140,000	<190,000	<650	<1,300,000	<86,000	<12	<400,000	<8,500	<91,000	<11	<13	<14	<14,000
4-Methyl-2-pentanone (methyl isobutyl ketone)	µg/kg	1.60E+06	<560	<b>319,000 J</b>	<b>278,000 J</b>	<610	<1,200,000	<b>115,000 J</b>	<11	<370,000	<b>12,600 J</b>	<85,000	<11	<13	<13	<13,000
Naphthalene	µg/kg	3.50E+02	<56	<b>52,300</b>	<b>72,100</b>	<b>296</b>	<120,000	<b>12,800 J</b>	<b>1.8 J</b>	<37,000	<b>4,610</b>	<b>13,000 J</b>	<1.1	<1.3	<1.3	<b>18,700</b>
n-Propylbenzene	µg/kg	–	<56	<b>59,500</b>	<b>42,000 J</b>	<61	<120,000	<b>9,080 J</b>	<1.1	<37,000	<b>2,670 J</b>	<b>8,920 J</b>	<1.1	<1.3	<1.3	<b>1,880 J</b>
Styrene	µg/kg	1.90E+05	<37	<b>304,000</b>	<b>138,000</b>	<41	<80,000	<b>26,100 J</b>	<0.72	<25,000	<530	<5,700	<0.72	<0.84	<0.87	<870
1,1,1,2-Tetrachloroethane	µg/kg	–	<37	<8,900	<12,000	<41	<80,000	<5,400	<0.72	<25,000	<530	<5,700	<0.72	<0.84	<0.87	<870
1,1,2,2-Tetrachloroethane	µg/kg	2.10E+01	<37	<8,900	<12,000	<41	<80,000	<5,400	<0.72	<25,000	<530	<5,700	<0.72	<0.84	<0.87	<870
Tetrachloroethene (PCE)	µg/kg	4.80E+00	<130	<31,000	<42,000	<140	<280,000	<b>29,500</b>	<2.5	<b>94,900 J</b>	<b>13,900</b>	<b>37,500</b>	<2.5	<2.9	<3.0	<3,000
Toluene	µg/kg	2.20E+05	<b>67.6 J</b>	<b>1,340,000 E</b>	<b>820,000</b>	<b>1,340</b>	<b>5,490,000</b>	<b>214,000</b>	<b>10.2</b>	<b>1,470,000</b>	<b>28,900</b>	<b>92,700</b>	<b>1.3 J</b>	<1.3	<b>4.8</b>	<b>25,400</b>
1,2,3-Trichlorobenzene	µg/kg	–	<56	<13,000	<18,000	<61	<120,000	<8,000	<1.1	<37,000	<800	<8,500	<1.1	<1.3	<1.3	<1,300
1,2,4-Trichlorobenzene	µg/kg	2.40E+03	<56	<13,000	<18,000	<61	<120,000	<8,000	<1.1	<37,000	<800	<8,500	<1.1	<1.3	<1.3	<1,300
1,1,1-Trichloroethane (1,1,1-TCA)	µg/kg	3.50E+04	<56	<13,000	<18,000	<61	<120,000	<8,000	<1.1	<37,000	<800	<8,500	<1.1	<1.3	<1.3	<1,300
1,1,2-Trichloroethane (1,1,2-TCA)	µg/kg	2.60E+01	<37	<8,900	<12,000	<41	<80,000	<b>8,120 J</b>	<0.72	<25,000	<b>6,730</b>	<b>16,600 J</b>	<0.72	<0.84	<0.87	<870

**Table 2b. Soil Analytical Results - Volatile Organic Compounds (VOCs) - Northern Area**

Parameter	Units	RBTC	Site Data													
			F20-0.5	F20-5.0	F20-8.5	F22-0.5	F22-5.0	F22-8.5	F24-0.5	F24-5.0	F24-10.0	F24A-10.0 <sup>(6)</sup>	G17-1.0	G17A-1.0 <sup>(6)</sup>	G17-2.5	G17-6.5
Sample ID	–	–	F20	F20	F20	F22	F22	F22	F24	F24	F24	F24	G17	G17	G17	G17
Location	–	–	F20	F20	F20	F22	F22	F22	F24	F24	F24	F24	G17	G17	G17	G17
Depth	feet bgs	–	0.5	5.0	8.5	0.5	5.0	8.5	0.5	5.0	10.0	10.0	1.0	1.0	2.5	6.5
Date	mm/dd/yy	–	08/30/11	08/30/11	08/30/11	08/30/11	08/30/11	08/30/11	08/30/11	08/30/11	08/30/11	08/30/11	07/26/11	07/26/11	07/26/11	07/26/11
Trichloroethene (TCE)	µg/kg	1.80E+01	<37	<b>64,100</b>	<b>54,100 J</b>	<b>43.9 J</b>	<80,000	<b>133,000</b>	<0.72	<b>36,900 J</b>	<b>28,700</b>	<b>72,900</b>	<0.72	<0.84	<b>1.5 J</b>	<b>7,080</b>
Trichlorofluoromethane (Freon 11)	µg/kg	–	<45	<11,000	<14,000	<49	<96,000	<6,400	<0.86	<30,000	<640	<6,800	<0.86	<1.0	<1.0	<1,000
1,2,3-Trichloropropane	µg/kg	–	<56	<13,000	<18,000	<61	<120,000	<8,000	<1.1	<37,000	<800	<8,500	<1.1	<1.3	<1.3	<1,300
1,2,4-Trimethylbenzene	µg/kg	8.50E+02	<b>84.1 J</b>	<b>295,000</b>	<b>225,000</b>	<b>122 J</b>	<b>121,000 J</b>	<b>58,300</b>	<b>4.0</b>	<37,000	<b>28,900</b>	<b>90,900</b>	<1.1	<1.3	<b>2.3 J</b>	<b>13,900</b>
1,3,5-Trimethylbenzene	µg/kg	1.10E+07	<56	<b>106,000</b>	<b>76,300</b>	<61	<120,000	<b>18,100 J</b>	<b>1.5 J</b>	<37,000	<b>7,780</b>	<b>26,400 J</b>	<1.1	<1.3	<1.3	<b>4,150 J</b>
Vinyl chloride	µg/kg	2.50E+00	<94	<22,000	<30,000	<100	<200,000	<13,000	<b>2.8 J</b>	<62,000	<1,300	<14,000	<1.8	<2.1	<2.2	<2,200
Xylenes	µg/kg	8.90E+03	<b>2,790</b>	<b>2,060,000</b>	<b>1,270,000</b>	<b>831</b>	<b>336,000 J</b>	<b>402,000</b>	<b>103</b>	<b>196,000 J</b>	<b>56,300</b>	<b>164,000</b>	<2.9	<b>3.4 J</b>	<b>11.6</b>	<b>65,500</b>

Notes:

- (1) Volatile Organic Compounds (VOCs) analyzed using USEPA Method 8260B.
- (2) Laboratory data qualifiers are as follows.
  - J Indicates an estimated value.
  - B Indicates analyte found in associated method blank.
  - E Indicates value exceeds calibration range.
- (3)   Indicates an exceedance of the RBTC.
- (4) Bold font indicates a concentration detected at or above the method detection limit (MDL).
- (5) Sampling depths reported in feet below ground surface (feet bgs).
- (6) Sample is a field duplicate.
- Not applicable / not analyzed.

**Table 2b. Soil Analytical Results - Volatile Organic Compounds (VOCs) - Northern Area**

Parameter	Units	RBTC	Site Data														
			G18-1.0	G18A-1.0 <sup>(6)</sup>	G18-3.5	G18-6.5	G19-1.0	G19-5.0	G19-10.0	G21-0.5	G21-5.0	G21-8.0	G23-0.6	G23-5.0	G23-10.0	H17-0.5	
Sample ID	-	-	G18	G18	G18	G18	G19	G19	G19	G21	G21	G21	G23	G23	G23	H17	
Location	-	-															
Depth	feet bgs	-	1.0	1.0	3.5	6.5	1.0	5.0	10.0	0.5	5.0	8.0	0.6	5.0	10.0	0.5	
Date	mm/dd/yy	-	07/26/11	07/26/11	07/26/11	07/26/11	08/30/11	08/30/11	08/30/11	08/30/11	08/30/11	08/30/11	08/30/11	08/30/11	08/30/11	08/30/11	07/26/11
Acetone	µg/kg	4.90E+07	<1,500	<840	<4,100	<730	<580,000	<b>80,100 J</b>	<280,000	<b>129</b>	<600,000	<1,300,000	<990	<270,000	<b>5,440 J</b>	<b>23.8 J</b>	
tert-Amyl methyl ether (TAME)	µg/kg	-	<91	<50	<240	<44	<35,000	<1,400	<17,000	<1.1	<36,000	<80,000	<60	<16,000	<160	<0.91	
Benzene	µg/kg	1.30E+01	<110	<63	<300	<55	<43,000	<1,800	<21,000	<b>11.8</b>	<45,000	<100,000	<74	<20,000	<200	<1.1	
Bromobenzene	µg/kg	-	<110	<63	<300	<55	<43,000	<1,800	<21,000	<1.3	<45,000	<100,000	<74	<20,000	<200	<1.1	
Bromodichloromethane	µg/kg	-	<76	<42	<200	<37	<29,000	<1,200	<14,000	<0.89	<30,000	<66,000	<50	<13,000	<140	<0.76	
Bromoform	µg/kg	-	<76	<42	<200	<37	<29,000	<1,200	<14,000	<0.89	<30,000	<66,000	<50	<13,000	<140	<0.76	
Bromomethane (methyl bromide)	µg/kg	-	<190	<100	<510	<91	<72,000	<3,000	<35,000	<2.2	<74,000	<170,000	<120	<33,000	<340	<1.9	
2-Butanone (methyl ethyl ketone)	µg/kg	5.30E+06	<910	<500	<b>40,800</b>	<b>469 J</b>	<350,000	<b>480,000</b>	<b>2,110,000</b>	<b>69.0</b>	<b>704,000 J</b>	<b>5,020,000</b>	<600	<b>1,390,000</b>	<b>21,600</b>	<b>15.8 J</b>	
tert-Butyl alcohol (TBA)	µg/kg	-	<760	<420	<2,000	<370	<290,000	<12,000	<140,000	<b>169</b>	<300,000	<660,000	<500	<130,000	<1,400	<7.6	
n-Butylbenzene	µg/kg	-	<110	<63	<300	<55	<43,000	<1,800	<21,000	<1.3	<45,000	<100,000	<74	<b>56,800 J</b>	<200	<1.1	
sec-Butylbenzene	µg/kg	-	<110	<63	<300	<55	<43,000	<1,800	<21,000	<1.3	<45,000	<100,000	<74	<20,000	<200	<1.1	
tert-Butylbenzene	µg/kg	-	<110	<63	<300	<55	<43,000	<1,800	<21,000	<1.3	<45,000	<100,000	<74	<20,000	<200	<1.1	
Carbon tetrachloride	µg/kg	-	<76	<42	<200	<37	<29,000	<1,200	<14,000	<0.89	<30,000	<66,000	<50	<13,000	<140	<0.76	
Chlorobenzene	µg/kg	4.80E+03	<110	<63	<300	<55	<43,000	<1,800	<21,000	<1.3	<45,000	<100,000	<74	<20,000	<200	<1.1	
Chlorobromomethane (bromochloromethane)	µg/kg	-	<110	<63	<300	<55	<43,000	<1,800	<21,000	<1.3	<45,000	<100,000	<74	<20,000	<200	<1.1	
Chlorodibromomethane (dibromochloromethane)	µg/kg	-	<76	<42	<200	<37	<29,000	<1,200	<14,000	<0.89	<30,000	<66,000	<50	<13,000	<140	<0.76	
Chloroethane (ethyl chloride)	µg/kg	7.70E+04	<110	<63	<300	<55	<43,000	<1,800	<21,000	<b>4.6</b>	<45,000	<100,000	<74	<20,000	<200	<1.1	
Chloroform	µg/kg	2.90E+00	<110	<63	<300	<55	<43,000	<1,800	<21,000	<1.3	<45,000	<100,000	<74	<20,000	<200	<1.1	
Chloromethane (methyl chloride)	µg/kg	7.30E+02	<110	<63	<300	<55	<43,000	<1,800	<21,000	<1.3	<45,000	<100,000	<74	<20,000	<200	<1.1	
2-Chlorotoluene	µg/kg	-	<110	<63	<300	<55	<43,000	<1,800	<21,000	<1.3	<45,000	<100,000	<74	<20,000	<200	<1.1	
4-Chlorotoluene	µg/kg	-	<110	<63	<300	<55	<43,000	<1,800	<21,000	<1.3	<45,000	<100,000	<74	<20,000	<200	<1.1	
Cumene	µg/kg	3.10E+04	<110	<63	<300	<55	<43,000	<1,800	<21,000	<b>2.8 J</b>	<45,000	<100,000	<74	<20,000	<200	<1.1	
Cymene	µg/kg	-	<110	<63	<300	<55	<43,000	<1,800	<21,000	<1.3	<45,000	<100,000	<74	<20,000	<200	<1.1	
1,2-Dibromo-3-chloropropane	µg/kg	-	<76	<42	<200	<37	<29,000	<1,200	<14,000	<0.89	<30,000	<66,000	<50	<13,000	<140	<0.76	
1,2-Dibromoethane (ethylene dibromide)	µg/kg	-	<76	<42	<200	<37	<29,000	<1,200	<14,000	<0.89	<30,000	<66,000	<50	<13,000	<140	<0.76	
1,2-Dichlorobenzene	µg/kg	5.10E+04	<110	<63	<300	<55	<43,000	<1,800	<21,000	<1.3	<45,000	<100,000	<74	<20,000	<200	<1.1	
1,3-Dichlorobenzene	µg/kg	-	<110	<63	<300	<55	<43,000	<1,800	<21,000	<1.3	<45,000	<100,000	<74	<20,000	<200	<1.1	
1,4-Dichlorobenzene	µg/kg	5.00E+01	<110	<63	<300	<55	<43,000	<1,800	<21,000	<1.3	<45,000	<100,000	<74	<20,000	<200	<1.1	
Dichlorodifluoromethane (Freon 12)	µg/kg	-	<76	<42	<200	<37	<29,000	<1,200	<14,000	<0.89	<30,000	<66,000	<50	<13,000	<140	<0.76	
1,1-Dichloroethane (1,1-DCA)	µg/kg	2.80E+01	<76	<42	<b>1,810</b>	<37	<29,000	<1,200	<14,000	<0.89	<30,000	<66,000	<50	<13,000	<140	<0.76	

**Table 2b. Soil Analytical Results - Volatile Organic Compounds (VOCs) - Northern Area**

Parameter	Units	RBTC	Site Data														
Sample ID	–	–	G18-1.0	G18A-1.0 <sup>(6)</sup>	G18-3.5	G18-6.5	G19-1.0	G19-5.0	G19-10.0	G21-0.5	G21-5.0	G21-8.0	G23-0.6	G23-5.0	G23-10.0	H17-0.5	
Location	–	–	G18	G18	G18	G18	G19	G19	G19	G21	G21	G21	G23	G23	G23	H17	
Depth	feet bgs	–	1.0	1.0	3.5	6.5	1.0	5.0	10.0	0.5	5.0	8.0	0.6	5.0	10.0	0.5	
Date	mm/dd/yy	–	07/26/11	07/26/11	07/26/11	07/26/11	08/30/11	08/30/11	08/30/11	08/30/11	08/30/11	08/30/11	08/30/11	08/30/11	08/30/11	08/30/11	07/26/11
1,2-Dichloroethane (1,2-DCA)	µg/kg	8.80E+00	<110	<63	<300	<55	<43,000	<1,800	<21,000	3.5 J	<45,000	114,000 J	<74	<20,000	<200	<1.1	
1,1-Dichloroethene (1,1-DCE)	µg/kg	9.00E+02	<110	<63	<300	<55	<43,000	<1,800	<21,000	<1.3	<45,000	<100,000	<74	<20,000	<200	<1.1	
cis-1,2-Dichloroethene (cis-1,2-DCE)	µg/kg	2.30E+06	113 J	<63	<300	<55	<43,000	<1,800	<21,000	1.4 J	<45,000	<100,000	<74	<20,000	<200	<1.1	
trans-1,2-Dichloroethene (trans-1,2-DCE)	µg/kg	1.40E+03	<110	<63	<300	<55	<43,000	<1,800	<21,000	1.4 J	<45,000	<100,000	<74	<20,000	<200	<1.1	
1,2-Dichloropropane	µg/kg	–	<110	<63	<300	<55	<43,000	<1,800	<21,000	<1.3	<45,000	<100,000	<74	<20,000	<200	<1.1	
1,3-Dichloropropane	µg/kg	–	<110	<63	<300	<55	<43,000	<1,800	<21,000	<1.3	<45,000	<100,000	<74	<20,000	<200	<1.1	
2,2-Dichloropropane	µg/kg	–	<110	<63	<300	<55	<43,000	<1,800	<21,000	<1.3	<45,000	<100,000	<74	<20,000	<200	<1.1	
1,1-Dichloropropene	µg/kg	–	<110	<63	<300	<55	<43,000	<1,800	<21,000	<1.3	<45,000	<100,000	<74	<20,000	<200	<1.1	
cis-1,3-Dichloropropene	µg/kg	–	<110	<63	<300	<55	<43,000	<1,800	<21,000	<1.3	<45,000	<100,000	<74	<20,000	<200	<1.1	
trans-1,3-Dichloropropene	µg/kg	–	<110	<63	<300	<55	<43,000	<1,800	<21,000	<1.3	<45,000	<100,000	<74	<20,000	<200	<1.1	
Diisopropyl Ether (DIPE)	µg/kg	–	<110	<63	<300	<55	<43,000	<1,800	<21,000	<1.3	<45,000	<100,000	<74	<20,000	<200	<1.1	
Ethyl tert-butyl ether (ETBE)	µg/kg	–	<110	<63	<300	<55	<43,000	<1,800	<21,000	<1.3	<45,000	<100,000	<74	<20,000	<200	<1.1	
Ethylbenzene	µg/kg	7.50E+01	1,380	629	1,670	549	182,000	14,000	59,000 J	50.0	265,000	645,000	749	234,000	766	<1.1	
Hexachlorobutadiene	µg/kg	2.50E+04	<76	<42	<200	<37	<29,000	<1,200	<14,000	<0.89	<30,000	<66,000	<50	<13,000	<140	<0.76	
2-Hexanone (methyl butyl ketone)	µg/kg	1.50E+04	<380	<210	<1,000	<180	<140,000	<6,000	<71,000	<4.5	<150,000	<330,000	<250	<67,000	<680	<3.8	
Methyl tert-butyl ether (MTBE)	µg/kg	1.20E+03	<76	<42	<200	<37	<29,000	<1,200	<14,000	<0.89	<30,000	<66,000	<50	<13,000	<140	<0.76	
Methylene bromide	µg/kg	–	<190	<100	<510	<91	<72,000	<3,000	<35,000	<2.2	<74,000	<170,000	<120	<33,000	<340	<1.9	
Methylene chloride	µg/kg	1.40E+02	<1,200	<670	<3,300	<580	<460,000	<19,000	<230,000	<14	1,110,000	<1,100,000	<790	<210,000	<2,200	<12	
4-Methyl-2-pentanone (methyl isobutyl ketone)	µg/kg	1.60E+06	<1,100	<630	<3,000	<550	<430,000	29,200 J	<210,000	<13	<450,000	<1,000,000	<740	<200,000	2,170 J	<11	
Naphthalene	µg/kg	3.50E+02	776	296	1,080	333	350,000	2,460 J	<21,000	<1.3	298,000	454,000	<74	448,000	341 J	<1.1	
n-Propylbenzene	µg/kg	–	124 J	<63	<300	73.7 J	<43,000	<1,800	<21,000	2.5 J	<45,000	<100,000	<74	36,500 J	<200	<1.1	
Styrene	µg/kg	1.90E+05	77.1 J	<42	<200	<37	<29,000	<1,200	<14,000	<0.89	<30,000	125,000 J	<50	50,700 J	<140	<0.76	
1,1,1,2-Tetrachloroethane	µg/kg	–	<76	<42	<200	<37	<29,000	<1,200	<14,000	<0.89	<30,000	<66,000	<50	<13,000	<140	<0.76	
1,1,2,2-Tetrachloroethane	µg/kg	2.10E+01	<76	<42	<200	<37	<29,000	<1,200	<14,000	<0.89	<30,000	<66,000	<50	<13,000	<140	<0.76	
Tetrachloroethene (PCE)	µg/kg	4.80E+00	<270	<150	2,790	<130	<100,000	<4,200	<50,000	8.4	139,000 J	1,080,000	<170	<47,000	<480	<2.7	
Toluene	µg/kg	2.20E+05	7,880	3,230	20,300	457	976,000	28,400	107,000	113	819,000	2,460,000	143 J	778,000	4,460	<1.1	
1,2,3-Trichlorobenzene	µg/kg	–	<110	<63	<300	<55	<43,000	<1,800	<21,000	<1.3	<45,000	<100,000	<74	<20,000	<200	<1.1	
1,2,4-Trichlorobenzene	µg/kg	2.40E+03	<110	<63	<300	<55	<43,000	<1,800	<21,000	<1.3	<45,000	<100,000	<74	<20,000	<200	<1.1	
1,1,1-Trichloroethane (1,1,1-TCA)	µg/kg	3.50E+04	<110	<63	448 J	<55	<43,000	<1,800	<21,000	2.1 J	84,300 J	436,000	<74	31,300 J	<200	<1.1	
1,1,2-Trichloroethane (1,1,2-TCA)	µg/kg	2.60E+01	<76	<42	<200	<37	<29,000	<1,200	<14,000	9.4	304,000	330,000	<50	143,000	<140	<0.76	

**Table 2b. Soil Analytical Results - Volatile Organic Compounds (VOCs) - Northern Area**

Parameter	Units	RBTC	Site Data																	
			Sample ID	Location	Depth	Date	G18-1.0	G18A-1.0 <sup>(6)</sup>	G18-3.5	G18-6.5	G19-1.0	G19-5.0	G19-10.0	G21-0.5	G21-5.0	G21-8.0	G23-0.6	G23-5.0	G23-10.0	H17-0.5
Trichloroethene (TCE)	µg/kg	1.80E+01																		
Trichlorofluoromethane (Freon 11)	µg/kg	-																		
1,2,3-Trichloropropane	µg/kg	-																		
1,2,4-Trimethylbenzene	µg/kg	8.50E+02																		
1,3,5-Trimethylbenzene	µg/kg	1.10E+07																		
Vinyl chloride	µg/kg	2.50E+00																		
Xylenes	µg/kg	8.90E+03																		

Notes:

- (1) Volatile Organic Compounds (VOCs) analyzed using USEPA Method 8260B.
- (2) Laboratory data qualifiers are as follows.
  - J Indicates an estimated value.
  - B Indicates analyte found in associated method blank.
  - E Indicates value exceeds calibration range.
- (3)   Indicates an exceedance of the RBTC.
- (4) Bold font indicates a concentration detected at or above the method detection limit (MDL).
- (5) Sampling depths reported in feet below ground surface (feet bgs).
- (6) Sample is a field duplicate.
- Not applicable / not analyzed.

**Table 2b. Soil Analytical Results - Volatile Organic Compounds (VOCs) - Northern Area**

Parameter	Units	RBTC	Site Data													
			H17A-0.5 <sup>(6)</sup>	H17-3.5	H17-6.0	H20-0.5	H20-5.0	H20-7.0	H22-0.6	H22-3.0	H22A-3.0 <sup>(6)</sup>	H22-6.0	H24-0.7	H24-5.0	H24-8.0	I17-1.0
Sample ID	-	-	H17	H17	H17	H20	H20	H20	H22	H22	H22	H22	H24	H24	H24	I17
Location	-	-	H17	H17	H17	H20	H20	H20	H22	H22	H22	H22	H24	H24	H24	I17
Depth	feet bgs	-	0.5	3.5	6.0	0.5	5.0	7.0	0.6	3.0	3.0	6.0	0.7	5.0	8.0	1.0
Date	mm/dd/yy	-	07/26/11	07/26/11	07/26/11	08/30/11	08/30/11	08/30/11	08/30/11	08/30/11	08/30/11	08/30/11	08/30/11	08/30/11	08/30/11	08/29/11
Acetone	µg/kg	4.90E+07	<b>33.9 J</b>	<790	<b>19,700 J</b>	<1,700	<230,000	<1,100,000	<750	<120,000	<110,000	<b>354,000 J</b>	<b>57.0 J</b>	<270,000	<370,000	<900
tert-Amyl methyl ether (TAME)	µg/kg	-	<0.90	<48	<930	<100	<14,000	<65,000	<45	<6,900	<6,700	<11,000	<1.1	<16,000	<22,000	<54
Benzene	µg/kg	1.30E+01	<1.1	<59	<1,200	<130	<17,000	<81,000	<56	<8,600	<8,400	<13,000	<1.4	<20,000	<28,000	<67
Bromobenzene	µg/kg	-	<1.1	<59	<1,200	<130	<17,000	<81,000	<56	<8,600	<8,400	<13,000	<1.4	<20,000	<28,000	<67
Bromodichloromethane	µg/kg	-	<0.75	<40	<770	<87	<11,000	<54,000	<38	<5,800	<5,600	<8,900	<0.90	<14,000	<19,000	<45
Bromoform	µg/kg	-	<0.75	<40	<770	<87	<11,000	<54,000	<38	<5,800	<5,600	<8,900	<0.90	<14,000	<19,000	<45
Bromomethane (methyl bromide)	µg/kg	-	<1.9	<99	<1,900	<220	<28,000	<140,000	<94	<14,000	<14,000	<22,000	<2.3	<34,000	<46,000	<110
2-Butanone (methyl ethyl ketone)	µg/kg	5.30E+06	<b>37.9</b>	<480	<b>253,000</b>	<b>11,600</b>	<b>322,000 J</b>	<b>808,000 J</b>	<450	<b>683,000</b>	<b>259,000</b>	<b>3,520,000</b>	<b>21.6 J</b>	<b>342,000 J</b>	<b>1,350,000</b>	<540
tert-Butyl alcohol (TBA)	µg/kg	-	<7.5	<400	<7,700	<870	<110,000	<540,000	<380	<58,000	<56,000	<89,000	<9.0	<140,000	<190,000	<450
n-Butylbenzene	µg/kg	-	<1.1	<59	<1,200	<130	<17,000	<81,000	<56	<8,600	<8,400	<b>21,600 J</b>	<1.4	<20,000	<28,000	<67
sec-Butylbenzene	µg/kg	-	<1.1	<59	<1,200	<130	<17,000	<81,000	<56	<8,600	<8,400	<13,000	<1.4	<20,000	<28,000	<67
tert-Butylbenzene	µg/kg	-	<1.1	<59	<1,200	<130	<17,000	<81,000	<56	<8,600	<8,400	<13,000	<1.4	<20,000	<28,000	<67
Carbon tetrachloride	µg/kg	-	<0.75	<40	<770	<87	<11,000	<54,000	<38	<5,800	<5,600	<8,900	<0.90	<14,000	<19,000	<45
Chlorobenzene	µg/kg	4.80E+03	<1.1	<59	<1,200	<130	<17,000	<81,000	<56	<8,600	<8,400	<b>21,900 J</b>	<1.4	<20,000	<28,000	<67
Chlorobromomethane (bromochloromethane)	µg/kg	-	<1.1	<59	<1,200	<130	<17,000	<81,000	<56	<8,600	<8,400	<13,000	<1.4	<20,000	<28,000	<67
Chlorodibromomethane (dibromochloromethane)	µg/kg	-	<0.75	<40	<770	<87	<11,000	<54,000	<38	<5,800	<5,600	<8,900	<0.90	<14,000	<19,000	<45
Chloroethane (ethyl chloride)	µg/kg	7.70E+04	<1.1	<59	<1,200	<130	<17,000	<81,000	<56	<8,600	<8,400	<13,000	<b>5.9</b>	<20,000	<28,000	<67
Chloroform	µg/kg	2.90E+00	<1.1	<59	<1,200	<130	<17,000	<81,000	<56	<8,600	<8,400	<13,000	<1.4	<20,000	<28,000	<67
Chloromethane (methyl chloride)	µg/kg	7.30E+02	<1.1	<59	<1,200	<130	<17,000	<81,000	<56	<8,600	<8,400	<13,000	<1.4	<20,000	<28,000	<67
2-Chlorotoluene	µg/kg	-	<1.1	<59	<1,200	<130	<17,000	<81,000	<56	<8,600	<8,400	<13,000	<1.4	<20,000	<28,000	<67
4-Chlorotoluene	µg/kg	-	<1.1	<59	<1,200	<130	<17,000	<81,000	<56	<8,600	<8,400	<13,000	<1.4	<20,000	<28,000	<67
Cumene	µg/kg	3.10E+04	<1.1	<59	<1,200	<130	<17,000	<81,000	<56	<8,600	<8,400	<13,000	<1.4	<20,000	<28,000	<67
Cymene	µg/kg	-	<1.1	<59	<1,200	<130	<17,000	<81,000	<56	<8,600	<8,400	<13,000	<1.4	<20,000	<28,000	<67
1,2-Dibromo-3-chloropropane	µg/kg	-	<0.75	<40	<770	<87	<11,000	<54,000	<38	<5,800	<5,600	<8,900	<0.90	<14,000	<19,000	<45
1,2-Dibromoethane (ethylene dibromide)	µg/kg	-	<0.75	<40	<770	<87	<11,000	<54,000	<38	<5,800	<5,600	<8,900	<0.90	<14,000	<19,000	<45
1,2-Dichlorobenzene	µg/kg	5.10E+04	<1.1	<59	<1,200	<130	<17,000	<81,000	<b>108 J</b>	<8,600	<8,400	<13,000	<1.4	<20,000	<28,000	<67
1,3-Dichlorobenzene	µg/kg	-	<1.1	<59	<1,200	<130	<17,000	<81,000	<56	<8,600	<8,400	<13,000	<1.4	<20,000	<28,000	<67
1,4-Dichlorobenzene	µg/kg	5.00E+01	<1.1	<59	<1,200	<130	<17,000	<81,000	<56	<8,600	<8,400	<13,000	<1.4	<20,000	<28,000	<67
Dichlorodifluoromethane (Freon 12)	µg/kg	-	<0.75	<40	<770	<87	<11,000	<54,000	<38	<5,800	<5,600	<8,900	<0.90	<14,000	<19,000	<45
1,1-Dichloroethane (1,1-DCA)	µg/kg	2.80E+01	<0.75	<40	<770	<87	<b>24,800 J</b>	<54,000	<38	<5,800	<5,600	<8,900	<b>1.0 J</b>	<14,000	<19,000	<45

**Table 2b. Soil Analytical Results - Volatile Organic Compounds (VOCs) - Northern Area**

Parameter	Units	RBTC	Site Data													
			H17A-0.5 <sup>(6)</sup>	H17-3.5	H17-6.0	H20-0.5	H20-5.0	H20-7.0	H22-0.6	H22-3.0	H22A-3.0 <sup>(6)</sup>	H22-6.0	H24-0.7	H24-5.0	H24-8.0	I17-1.0
Sample ID	-	-	H17	H17	H17	H20	H20	H20	H22	H22	H22	H22	H24	H24	H24	I17
Location	-	-	0.5	3.5	6.0	0.5	5.0	7.0	0.6	3.0	3.0	6.0	0.7	5.0	8.0	1.0
Depth	feet bgs	-	07/26/11	07/26/11	07/26/11	08/30/11	08/30/11	08/30/11	08/30/11	08/30/11	08/30/11	08/30/11	08/30/11	08/30/11	08/30/11	08/29/11
Date	mm/dd/yy	-														
1,2-Dichloroethane (1,2-DCA)	µg/kg	8.80E+00	<1.1	<59	<1,200	<130	<17,000	<81,000	<56	<8,600	<8,400	136,000	<1.4	<20,000	<28,000	<67
1,1-Dichloroethene (1,1-DCE)	µg/kg	9.00E+02	<1.1	<59	<1,200	<130	<17,000	<81,000	<56	<8,600	<8,400	18,700 J	2.3 J	<20,000	<28,000	<67
cis-1,2-Dichloroethene (cis-1,2-DCE)	µg/kg	2.30E+06	<1.1	<59	<1,200	<130	83,700	<81,000	<56	<8,600	<8,400	18,300 J	1.8 J	<20,000	<28,000	<67
trans-1,2-Dichloroethene (trans-1,2-DCE)	µg/kg	1.40E+03	<1.1	<59	<1,200	<130	<17,000	<81,000	<56	<8,600	<8,400	<13,000	<1.4	<20,000	<28,000	<67
1,2-Dichloropropane	µg/kg	-	<1.1	<59	<1,200	<130	<17,000	<81,000	<56	<8,600	<8,400	<13,000	<1.4	<20,000	<28,000	<67
1,3-Dichloropropane	µg/kg	-	<1.1	<59	<1,200	<130	<17,000	<81,000	<56	<8,600	<8,400	<13,000	<1.4	<20,000	<28,000	<67
2,2-Dichloropropane	µg/kg	-	<1.1	<59	<1,200	<130	<17,000	<81,000	<56	<8,600	<8,400	<13,000	<1.4	<20,000	<28,000	<67
1,1-Dichloropropene	µg/kg	-	<1.1	<59	<1,200	<130	<17,000	<81,000	<56	<8,600	<8,400	<13,000	<1.4	<20,000	<28,000	<67
cis-1,3-Dichloropropene	µg/kg	-	<1.1	<59	<1,200	<130	<17,000	<81,000	<56	<8,600	<8,400	<13,000	<1.4	<20,000	<28,000	<67
trans-1,3-Dichloropropene	µg/kg	-	<1.1	<59	<1,200	<130	<17,000	<81,000	<56	<8,600	<8,400	<13,000	<1.4	<20,000	<28,000	<67
Diisopropyl Ether (DIPE)	µg/kg	-	<1.1	<59	<1,200	<130	<17,000	<81,000	<56	<8,600	<8,400	<13,000	<1.4	<20,000	<28,000	<67
Ethyl tert-butyl ether (ETBE)	µg/kg	-	<1.1	<59	<1,200	<130	<17,000	<81,000	<56	<8,600	<8,400	<13,000	<1.4	<20,000	<28,000	<67
Ethylbenzene	µg/kg	7.50E+01	<1.1	118 J	15,200	<130	149,000	671,000	444	125,000	77,500	394,000	<1.4	200,000	269,000	190 J
Hexachlorobutadiene	µg/kg	2.50E+04	<0.75	<40	<770	<87	<11,000	<54,000	<38	<5,800	<5,600	<8,900	<0.90	<14,000	<19,000	<45
2-Hexanone (methyl butyl ketone)	µg/kg	1.50E+04	<3.7	<200	<3,900	<440	<57,000	<270,000	<190	<29,000	<28,000	<45,000	<4.5	<68,000	<93,000	<220
Methyl tert-butyl ether (MTBE)	µg/kg	1.20E+03	<0.75	<40	<770	<87	<11,000	<54,000	<38	<5,800	<5,600	<8,900	<0.90	<14,000	<19,000	<45
Methylene bromide	µg/kg	-	<1.9	<99	<1,900	<220	<28,000	<140,000	<94	<14,000	<14,000	<22,000	<2.3	<34,000	<46,000	<110
Methylene chloride	µg/kg	1.40E+02	<12	<630	<12,000	<1,400	<180,000	<870,000	<600	110,000 J	<90,000	<140,000	<14	<220,000	<300,000	<720
4-Methyl-2-pentanone (methyl isobutyl ketone)	µg/kg	1.60E+06	<11	<590	30,100 J	<1,300	<170,000	<810,000	<560	<86,000	<84,000	281,000 J	<14	<200,000	<280,000	<670
Naphthalene	µg/kg	3.50E+02	<1.1	277	<1,200	<130	441,000	181,000 J	72.8 J	363,000	266,000	75,200	1.6 J	266,000	419,000	225
n-Propylbenzene	µg/kg	-	<1.1	<59	<1,200	<130	23,300 J	<81,000	<56	16,400 J	11,000 J	26,500 J	<1.4	<20,000	37,200 J	<67
Styrene	µg/kg	1.90E+05	<0.75	<40	2,740 J	<87	<11,000	101,000 J	<38	<5,800	<5,600	100,000	<0.90	<14,000	<19,000	<45
1,1,1,2-Tetrachloroethane	µg/kg	-	<0.75	<40	<770	<87	<11,000	<54,000	<38	<5,800	<5,600	<8,900	<0.90	<14,000	<19,000	<45
1,1,2,2-Tetrachloroethane	µg/kg	2.10E+01	<0.75	<40	<770	<87	<11,000	<54,000	<38	<5,800	<5,600	<8,900	<0.90	<14,000	<19,000	<45
Tetrachloroethene (PCE)	µg/kg	4.80E+00	<2.6	<140	<2,700	<300	55,700 J	515,000	<130	94,600	55,400	<31,000	<3.2	92,700	199,000	<160
Toluene	µg/kg	2.20E+05	1.6 J	472	48,500	241 J	447,000	1,260,000	1,640	370,000	198,000	747,000	5.9	892,000	1,360,000	210 J
1,2,3-Trichlorobenzene	µg/kg	-	<1.1	<59	<1,200	<130	<17,000	<81,000	<56	<8,600	<8,400	<13,000	<1.4	<20,000	<28,000	<67
1,2,4-Trichlorobenzene	µg/kg	2.40E+03	<1.1	<59	<1,200	<130	<17,000	<81,000	<56	11,600 J	12,100 J	<13,000	<1.4	37,400 J	<28,000	<67
1,1,1-Trichloroethane (1,1,1-TCA)	µg/kg	3.50E+04	<1.1	<59	<1,200	<130	<17,000	549,000	<56	<8,600	<8,400	<13,000	<1.4	<20,000	265,000	<67
1,1,2-Trichloroethane (1,1,2-TCA)	µg/kg	2.60E+01	<0.75	<40	<770	<87	11,400 J	111,000 J	<38	94,300	44,100	321,000	1.0 J	31,700 J	186,000	<45



**Table 2b. Soil Analytical Results - Volatile Organic Compounds (VOCs) - Northern Area**

Parameter	Units	RBTC	Site Data																	
			Sample ID	Location	Depth	Date	H17A-0.5 <sup>(6)</sup>	H17-3.5	H17-6.0	H20-0.5	H20-5.0	H20-7.0	H22-0.6	H22-3.0	H22A-3.0 <sup>(6)</sup>	H22-6.0	H24-0.7	H24-5.0	H24-8.0	I17-1.0
Trichloroethene (TCE)	µg/kg	1.80E+01																		
Trichlorofluoromethane (Freon 11)	µg/kg	–																		
1,2,3-Trichloropropane	µg/kg	–																		
1,2,4-Trimethylbenzene	µg/kg	8.50E+02																		
1,3,5-Trimethylbenzene	µg/kg	1.10E+07																		
Vinyl chloride	µg/kg	2.50E+00																		
Xylenes	µg/kg	8.90E+03																		

Notes:

- (1) Volatile Organic Compounds (VOCs) analyzed using USEPA Method 8260B.
- (2) Laboratory data qualifiers are as follows.
  - J Indicates an estimated value.
  - B Indicates analyte found in associated method blank.
  - E Indicates value exceeds calibration range.
- (3)   Indicates an exceedance of the RBTC.
- (4) Bold font indicates a concentration detected at or above the method detection limit (MDL).
- (5) Sampling depths reported in feet below ground surface (feet bgs).
- (6) Sample is a field duplicate.
- Not applicable / not analyzed.





**Table 2b. Soil Analytical Results - Volatile Organic Compounds (VOCs) - Northern Area**

Parameter	Units	RBTC	Site Data													
			I17-5.5	I17-8.0	I17A-8.0 <sup>(6)</sup>	I19-0.5	I19-3.5	I19-7.0	I21-0.5	I21-4.5	I21-8.5	I23-5.0	I23-9.0	I23-1.0	J16-1.0	J16-5.0
Sample ID	-	-	I17-5.5	I17-8.0	I17A-8.0 <sup>(6)</sup>	I19-0.5	I19-3.5	I19-7.0	I21-0.5	I21-4.5	I21-8.5	I23-5.0	I23-9.0	I23-1.0	J16-1.0	J16-5.0
Location	-	-	I17	I17	I17	I19	I19	I19	I21	I21	I21	I23	I23	I23	J16	J16
Depth	feet bgs	-	5.5	8.0	8.0	0.5	3.5	7.0	0.5	4.5	8.5	5.0	9.0	10.0	1.0	5.0
Date	mm/dd/yy	-	08/29/11	08/31/11	08/31/11	08/29/11	08/29/11	08/29/11	08/29/11	08/29/11	08/29/11	08/29/11	08/29/11	08/29/11	08/29/11	08/29/11
Trichloroethene (TCE)	µg/kg	1.80E+01	<94	<b>1,800,000</b>	<b>1,810,000</b>	<840	<b>2,390 J</b>	<b>291,000</b>	<84	<b>79,600 J</b>	<b>3,290,000</b>	<b>110,000 J</b>	<b>2,400,000</b>	<0.69	<1.3	<110
Trichlorofluoromethane (Freon 11)	µg/kg	-	<110	<32,000	<69,000	<1,000	<1,000	<6,400	<100	<29,000	<83,000	<77,000	<53,000	<0.83	<1.6	<130
1,2,3-Trichloropropane	µg/kg	-	<140	<39,000	<86,000	<1,300	<1,200	<8,000	<130	<36,000	<100,000	<96,000	<67,000	<1.0	<2.0	<170
1,2,4-Trimethylbenzene	µg/kg	8.50E+02	<140	<b>145,000</b>	<b>150,000 J</b>	<1,300	<1,200	<b>15,400 J</b>	<130	<b>256,000</b>	<b>646,000</b>	<b>395,000</b>	<b>251,000</b>	<1.0	<2.0	<170
1,3,5-Trimethylbenzene	µg/kg	1.10E+07	<140	<b>45,600 J</b>	<86,000	<1,300	<1,200	<8,000	<130	<b>56,200 J</b>	<b>197,000 J</b>	<96,000	<b>67,700 J</b>	<1.0	<2.0	<170
Vinyl chloride	µg/kg	2.50E+00	<240	<b>102,000 J</b>	<140,000	<2,100	<2,100	<13,000	<210	<60,000	<170,000	<160,000	<110,000	<1.7	<3.3	<280
Xylenes	µg/kg	8.90E+03	<b>1,620</b>	<b>790,000</b>	<b>902,000</b>	<b>3,630 J</b>	<b>8,010 J</b>	<b>120,000</b>	<b>1,250</b>	<b>966,000</b>	<b>3,340,000</b>	<b>1,960,000</b>	<b>1,730,000</b>	<2.8	<5.3	<b>3,620</b>

Notes:

- (1) Volatile Organic Compounds (VOCs) analyzed using USEPA Method 8260B.
  - (2) Laboratory data qualifiers are as follows.
    - J Indicates an estimated value.
    - B Indicates analyte found in associated method blank.
    - E Indicates value exceeds calibration range.
  - (3)   Indicates an exceedance of the RBTC.
  - (4) Bold font indicates a concentration detected at or above the method detection limit (MDL).
  - (5) Sampling depths reported in feet below ground surface (feet bgs).
  - (6) Sample is a field duplicate.
- Not applicable / not analyzed.





**Table 2b. Soil Analytical Results - Volatile Organic Compounds (VOCs) - Northern Area**

Parameter	Units	RBTC	Site Data													
			J16-9.0	J16A-9.0 <sup>(6)</sup>	J18-1.5	J18-6.0	J18-9.5	J20-0.5	J20-4.5	J20-8.5	J22-0.6	J22-5.0	J22-8.6	J23-2.3	J23-5.0	J23-9.0
Sample ID	–	–	J16	J16	J18	J18	J18	J20	J20	J20	J22	J22	J22	J23	J23	J23
Location	–	–	J16	J16	J18	J18	J18	J20	J20	J20	J22	J22	J22	J23	J23	J23
Depth	feet bgs	–	9.0	9.0	1.5	6.0	9.5	0.5	4.5	8.5	0.6	5.0	8.6	2.3	5.0	9.0
Date	mm/dd/yy	–	08/29/11	08/29/11	08/29/11	08/29/11	08/29/11	08/29/11	08/29/11	08/29/11	08/29/11	08/29/11	08/29/11	08/29/11	08/29/11	08/29/11
Trichloroethene (TCE)	µg/kg	1.80E+01	<44	<46	<43	<42	<b>1,440 J</b>	<b>2.1 J</b>	<42	<b>60,500</b>	<b>49.7 J</b>	<b>7,470</b>	<b>23,900</b>	<0.75	<39	<b>2,660 J</b>
Trichlorofluoromethane (Freon 11)	µg/kg	–	<52	<55	<52	<51	<510	<0.97	<51	<2,300	<51	<1,100	<510	<0.89	<47	<1,900
1,2,3-Trichloropropane	µg/kg	–	<65	<69	<65	<64	<640	<1.2	<63	<2,900	<64	<1,400	<640	<1.1	<59	<2,400
1,2,4-Trimethylbenzene	µg/kg	8.50E+02	<b>2,810</b>	<b>2,960</b>	<b>4,120</b>	<b>266</b>	<b>26,800</b>	<b>5.7</b>	<b>510</b>	<b>8,410 J</b>	<b>156 J</b>	<b>25,600</b>	<b>5,520</b>	<1.1	<b>449</b>	<b>14,400</b>
1,3,5-Trimethylbenzene	µg/kg	1.10E+07	<b>313</b>	<b>304</b>	<b>633</b>	<b>72.9 J</b>	<b>7,240</b>	<b>3.0 J</b>	<63	<2,900	<64	<b>7,370</b>	<b>1,680 J</b>	<1.1	<b>152 J</b>	<b>4,550 J</b>
Vinyl chloride	µg/kg	2.50E+00	<110	<120	<110	<110	<b>1,290 J</b>	<b>8.1</b>	<110	<4,900	<110	<2,400	<b>2,880</b>	<1.9	<98	<3,900
Xylenes	µg/kg	8.90E+03	<b>1,580</b>	<b>1,490</b>	<b>675</b>	<b>1,540</b>	<b>56,500</b>	<b>48.5</b>	<b>467</b>	<b>41,100</b>	<b>1,970</b>	<b>126,000</b>	<b>23,000</b>	<b>29.0</b>	<b>2,350</b>	<b>214,000</b>

Notes:

- (1) Volatile Organic Compounds (VOCs) analyzed using USEPA Method 8260B.
  - (2) Laboratory data qualifiers are as follows.
    - J Indicates an estimated value.
    - B Indicates analyte found in associated method blank.
    - E Indicates value exceeds calibration range.
  - (3)   Indicates an exceedance of the RBTC.
  - (4) Bold font indicates a concentration detected at or above the method detection limit (MDL).
  - (5) Sampling depths reported in feet below ground surface (feet bgs).
  - (6) Sample is a field duplicate.
- Not applicable / not analyzed.





**Table 2b. Soil Analytical Results - Volatile Organic Compounds (VOCs) - Northern Area**

Parameter	Units	RBTC	Site Data													
			J23A-9.0 <sup>(6)</sup>	K23-1.4	K23-3.9	K23-6.9	K25-0.5	K25-4.5	K25-8.5	K25A-8.5 <sup>(6)</sup>	K27-0.5	K27A-0.5 <sup>(6)</sup>	K27-3.0	K27-6.0	TP5-1.0	TP5-3.5
Sample ID	-	-	J23	K23	K23	K23	K25	K25	K25	K25	K27	K27	K27	K27	TP5	TP5
Location	-	-	J23	K23	K23	K23	K25	K25	K25	K25	K27	K27	K27	K27	TP5	TP5
Depth	feet bgs	-	9.0	1.4	3.9	6.9	0.5	4.5	8.5	8.5	0.5	0.5	3.0	6.0	1.0	3.5
Date	mm/dd/yy	-	08/29/11	07/20/11	07/20/11	07/20/11	08/29/11	08/29/11	08/29/11	08/29/11	07/26/11	07/26/11	07/26/11	07/26/11	07/26/11	07/26/11
1,2-Dichloroethane (1,2-DCA)	µg/kg	8.80E+00	<3,200	<73	<61	<56	<1.7	<1.4	<610	<320	<1.2	<1.1	<1,500	<74	<110	<6,800
1,1-Dichloroethene (1,1-DCE)	µg/kg	9.00E+02	<3,200	<73	<61	<56	<1.7	<1.4	<610	<320	<1.2	<1.1	<1,500	<74	<110	<6,800
cis-1,2-Dichloroethene (cis-1,2-DCE)	µg/kg	2.30E+06	<b>34,200</b>	<73	<61	<56	<1.7	<1.4	<610	<320	<1.2	<1.1	<1,500	<74	<110	<6,800
trans-1,2-Dichloroethene (trans-1,2-DCE)	µg/kg	1.40E+03	<3,200	<73	<61	<56	<1.7	<1.4	<610	<320	<1.2	<1.1	<1,500	<74	<110	<6,800
1,2-Dichloropropane	µg/kg	-	<3,200	<73	<61	<56	<1.7	<1.4	<610	<320	<1.2	<1.1	<1,500	<74	<110	<6,800
1,3-Dichloropropane	µg/kg	-	<3,200	<73	<61	<56	<1.7	<1.4	<610	<320	<1.2	<1.1	<1,500	<74	<110	<6,800
2,2-Dichloropropane	µg/kg	-	<3,200	<73	<61	<56	<1.7	<1.4	<610	<320	<1.2	<1.1	<1,500	<74	<110	<6,800
1,1-Dichloropropene	µg/kg	-	<3,200	<73	<61	<56	<1.7	<1.4	<610	<320	<1.2	<1.1	<1,500	<74	<110	<6,800
cis-1,3-Dichloropropene	µg/kg	-	<3,200	<73	<61	<56	<1.7	<1.4	<610	<320	<1.2	<1.1	<1,500	<74	<110	<6,800
trans-1,3-Dichloropropene	µg/kg	-	<3,200	<73	<61	<56	<1.7	<1.4	<610	<320	<1.2	<1.1	<1,500	<74	<110	<6,800
Diisopropyl Ether (DIPE)	µg/kg	-	<3,200	<73	<61	<56	<1.7	<1.4	<610	<320	<1.2	<1.1	<1,500	<74	<110	<6,800
Ethyl tert-butyl ether (ETBE)	µg/kg	-	<3,200	<73	<61	<56	<1.7	<1.4	<610	<320	<1.2	<1.1	<1,500	<74	<110	<6,800
Ethylbenzene	µg/kg	7.50E+01	<b>34,000</b>	<73	<61	<b>247</b>	<b>9.9</b>	<b>13.7</b>	<b>26,100</b>	<b>5,530</b>	<1.2	<1.1	<b>70,000</b>	<b>148 J</b>	<b>792</b>	<b>148,000</b>
Hexachlorobutadiene	µg/kg	2.50E+04	<2,100	<49	<41	<37	<1.1	<0.90	<410	<210	<0.81	<0.74	<1,000	<49	<73	<4,600
2-Hexanone (methyl butyl ketone)	µg/kg	1.50E+04	<11,000	<240	<200	<190	<5.5	<4.5	<2,000	<1,100	<4.0	<3.7	<5,100	<250	<370	<23,000
Methyl tert-butyl ether (MTBE)	µg/kg	1.20E+03	<2,100	<49	<41	<37	<1.1	<0.90	<410	<210	<0.81	<0.74	<1,000	<49	<73	<4,600
Methylene bromide	µg/kg	-	<5,300	<120	<100	<93	<2.8	<2.3	<1,000	<530	<2.0	<1.9	<2,600	<120	<180	<11,000
Methylene chloride	µg/kg	1.40E+02	<34,000	<780	<650	<600	<18	<14	<6,500	<3,400	<13	<12	<16,000	<790	<1,200	<73,000
4-Methyl-2-pentanone (methyl isobutyl ketone)	µg/kg	1.60E+06	<32,000	<730	<610	<560	<17	<14	<6,100	<3,200	<12	<11	<15,000	<740	<b>1,970 J</b>	<68,000
Naphthalene	µg/kg	3.50E+02	<3,200	<73	<61	<b>205</b>	<1.7	<1.4	<b>23,400</b>	<b>5,140</b>	<1.2	<1.1	<b>5,740</b>	<74	<b>159 J</b>	<b>447,000</b>
n-Propylbenzene	µg/kg	-	<3,200	<73	<61	<56	<1.7	<1.4	<b>7,150</b>	<b>1,410</b>	<1.2	<1.1	<b>2,040 J</b>	<74	<110	<b>25,100</b>
Styrene	µg/kg	1.90E+05	<2,100	<49	<41	<37	<1.1	<0.90	<410	<210	<0.81	<0.74	<1,000	<49	<73	<4,600
1,1,1,2-Tetrachloroethane	µg/kg	-	<2,100	<49	<41	<37	<1.1	<0.90	<410	<210	<0.81	<0.74	<1,000	<49	<73	<4,600
1,1,2,2-Tetrachloroethane	µg/kg	2.10E+01	<2,100	<49	<41	<37	<1.1	<0.90	<410	<210	<0.81	<0.74	<1,000	<49	<73	<4,600
Tetrachloroethene (PCE)	µg/kg	4.80E+00	<b>10,500 J</b>	<170	<140	<130	<3.9	<3.2	<1,400	<740	<2.8	<2.6	<3,600	<170	<260	<b>87,600</b>
Toluene	µg/kg	2.20E+05	<b>45,900</b>	<b>132 J</b>	<61	<b>210</b>	<b>72.5</b>	<b>57.9</b>	<b>17,700</b>	<b>2,890</b>	<1.2	<1.1	<b>21,400</b>	<b>213 J</b>	<b>9,240</b>	<b>590,000</b>
1,2,3-Trichlorobenzene	µg/kg	-	<3,200	<73	<61	<56	<1.7	<1.4	<610	<320	<1.2	<1.1	<1,500	<74	<110	<6,800
1,2,4-Trichlorobenzene	µg/kg	2.40E+03	<3,200	<73	<61	<56	<1.7	<1.4	<610	<320	<1.2	<1.1	<1,500	<74	<110	<6,800
1,1,1-Trichloroethane (1,1,1-TCA)	µg/kg	3.50E+04	<3,200	<73	<61	<56	<1.7	<1.4	<610	<320	<1.2	<1.1	<1,500	<74	<110	<b>15,900 J</b>
1,1,2-Trichloroethane (1,1,2-TCA)	µg/kg	2.60E+01	<2,100	<49	<41	<37	<1.1	<0.90	<410	<210	<0.81	<0.74	<1,000	<49	<73	<4,600

**Table 2b. Soil Analytical Results - Volatile Organic Compounds (VOCs) - Northern Area**

Parameter	Units	RBTC	Site Data													
			J23A-9.0 <sup>(6)</sup>	K23-1.4	K23-3.9	K23-6.9	K25-0.5	K25-4.5	K25-8.5	K25A-8.5 <sup>(6)</sup>	K27-0.5	K27A-0.5 <sup>(6)</sup>	K27-3.0	K27-6.0	TP5-1.0	TP5-3.5
Sample ID	–	–	J23	K23	K23	K23	K25	K25	K25	K25	K27	K27	K27	K27	TP5	TP5
Location	–	–	J23	K23	K23	K23	K25	K25	K25	K25	K27	K27	K27	K27	TP5	TP5
Depth	feet bgs	–	9.0	1.4	3.9	6.9	0.5	4.5	8.5	8.5	0.5	0.5	3.0	6.0	1.0	3.5
Date	mm/dd/yy	–	08/29/11	07/20/11	07/20/11	07/20/11	08/29/11	08/29/11	08/29/11	08/29/11	07/26/11	07/26/11	07/26/11	07/26/11	07/26/11	07/26/11
Trichloroethene (TCE)	µg/kg	1.80E+01	<2,100	<49	<41	<37	<1.1	<0.90	<410	<210	<0.81	<0.74	<b>3,290 J</b>	<49	<73	<b>114,000</b>
Trichlorofluoromethane (Freon 11)	µg/kg	–	<2,500	<58	<49	<45	<1.3	<1.1	<490	<250	<0.97	<0.89	<1,200	<59	<88	<5,500
1,2,3-Trichloropropane	µg/kg	–	<3,200	<73	<61	<56	<1.7	<1.4	<610	<320	<1.2	<1.1	<1,500	<74	<110	<6,800
1,2,4-Trimethylbenzene	µg/kg	8.50E+02	<b>8,300 J</b>	<73	<61	<b>785</b>	<1.7	<1.4	<b>39,100</b>	<b>8,190</b>	<1.2	<1.1	<b>14,700</b>	<b>196 J</b>	<b>417</b>	<b>332,000</b>
1,3,5-Trimethylbenzene	µg/kg	1.10E+07	<3,200	<73	<61	<b>302</b>	<1.7	<1.4	<b>16,400</b>	<b>3,310</b>	<1.2	<1.1	<b>4,430 J</b>	<74	<b>114 J</b>	<b>72,700</b>
Vinyl chloride	µg/kg	2.50E+00	<5,300	<120	<100	<93	<2.8	<2.3	<1,000	<530	<2.0	<1.9	<2,600	<120	<180	<11,000
Xylenes	µg/kg	8.90E+03	<b>119,000</b>	<b>267 J</b>	<160	<b>1,930</b>	<b>36.8</b>	<b>28.9</b>	<b>114,000</b>	<b>24,000</b>	<3.2	<3.0	<b>151,000</b>	<b>418 J</b>	<b>3,830</b>	<b>850,000</b>

Notes:

- (1) Volatile Organic Compounds (VOCs) analyzed using USEPA Method 8260B.
  - (2) Laboratory data qualifiers are as follows.
    - J Indicates an estimated value.
    - B Indicates analyte found in associated method blank.
    - E Indicates value exceeds calibration range.
  - (3)   Indicates an exceedance of the RBTC.
  - (4) Bold font indicates a concentration detected at or above the method detection limit (MDL).
  - (5) Sampling depths reported in feet below ground surface (feet bgs).
  - (6) Sample is a field duplicate.
- Not applicable / not analyzed.

**Table 2b. Soil Analytical Results - Volatile Organic Compounds (VOCs) - Northern Area**

Parameter	Units	RBTC	Site Data	
			TP5A-3.5 <sup>(6)</sup>	TP5-6.5
Sample ID	-	-	TP5	TP5
Location	-	-	TP5	TP5
Depth	feet bgs	-	3.5	6.5
Date	mm/dd/yy	-	07/26/11	07/26/11
Acetone	µg/kg	4.90E+07	<93,000	<180,000
tert-Amyl methyl ether (TAME)	µg/kg	-	<5,600	<11,000
Benzene	µg/kg	1.30E+01	<7,000	<13,000
Bromobenzene	µg/kg	-	<7,000	<13,000
Bromodichloromethane	µg/kg	-	<4,600	<8,900
Bromoform	µg/kg	-	<4,600	<8,900
Bromomethane (methyl bromide)	µg/kg	-	<12,000	<22,000
2-Butanone (methyl ethyl ketone)	µg/kg	5.30E+06	<b>436,000</b>	<b>1,450,000</b>
tert-Butyl alcohol (TBA)	µg/kg	-	<46,000	<89,000
n-Butylbenzene	µg/kg	-	<b>51,100</b>	<b>39,600 J</b>
sec-Butylbenzene	µg/kg	-	<7,000	<13,000
tert-Butylbenzene	µg/kg	-	<7,000	<13,000
Carbon tetrachloride	µg/kg	-	<4,600	<8,900
Chlorobenzene	µg/kg	4.80E+03	<7,000	<13,000
Chlorobromomethane (bromochloromethane)	µg/kg	-	<7,000	<13,000
Chlorodibromomethane (dibromochloromethane)	µg/kg	-	<4,600	<8,900
Chloroethane (ethyl chloride)	µg/kg	7.70E+04	<7,000	<13,000
Chloroform	µg/kg	2.90E+00	<7,000	<13,000
Chloromethane (methyl chloride)	µg/kg	7.30E+02	<7,000	<13,000
2-Chlorotoluene	µg/kg	-	<7,000	<13,000
4-Chlorotoluene	µg/kg	-	<7,000	<13,000
Cumene	µg/kg	3.10E+04	<b>11,300 J</b>	<13,000
Cymene	µg/kg	-	<b>7,320 J</b>	<13,000
1,2-Dibromo-3-chloropropane	µg/kg	-	<4,600	<8,900
1,2-Dibromoethane (ethylene dibromide)	µg/kg	-	<4,600	<8,900
1,2-Dichlorobenzene	µg/kg	5.10E+04	<b>35,000</b>	<13,000
1,3-Dichlorobenzene	µg/kg	-	<7,000	<13,000
1,4-Dichlorobenzene	µg/kg	5.00E+01	<7,000	<13,000
Dichlorodifluoromethane (Freon 12)	µg/kg	-	<4,600	<8,900
1,1-Dichloroethane (1,1-DCA)	µg/kg	2.80E+01	<b>8,110 J</b>	<8,900

**Table 2b. Soil Analytical Results - Volatile Organic Compounds (VOCs) - Northern Area**

Parameter	Units	RBTC	Site Data	
			TP5A-3.5 <sup>(6)</sup>	TP5-6.5
Sample ID	-	-	TP5	TP5
Location	-	-	TP5	TP5
Depth	feet bgs	-	3.5	6.5
Date	mm/dd/yy	-	07/26/11	07/26/11
1,2-Dichloroethane (1,2-DCA)	µg/kg	8.80E+00	<7,000	<b>49,700</b>
1,1-Dichloroethene (1,1-DCE)	µg/kg	9.00E+02	<7,000	<13,000
cis-1,2-Dichloroethene (cis-1,2-DCE)	µg/kg	2.30E+06	<7,000	<13,000
trans-1,2-Dichloroethene (trans-1,2-DCE)	µg/kg	1.40E+03	<7,000	<13,000
1,2-Dichloropropane	µg/kg	-	<7,000	<13,000
1,3-Dichloropropane	µg/kg	-	<7,000	<13,000
2,2-Dichloropropane	µg/kg	-	<7,000	<13,000
1,1-Dichloropropene	µg/kg	-	<7,000	<13,000
cis-1,3-Dichloropropene	µg/kg	-	<7,000	<13,000
trans-1,3-Dichloropropene	µg/kg	-	<7,000	<13,000
Diisopropyl Ether (DIPE)	µg/kg	-	<7,000	<13,000
Ethyl tert-butyl ether (ETBE)	µg/kg	-	<7,000	<13,000
Ethylbenzene	µg/kg	7.50E+01	<b>162,000</b>	<b>184,000</b>
Hexachlorobutadiene	µg/kg	2.50E+04	<4,600	<8,900
2-Hexanone (methyl butyl ketone)	µg/kg	1.50E+04	<23,000	<45,000
Methyl tert-butyl ether (MTBE)	µg/kg	1.20E+03	<4,600	<8,900
Methylene bromide	µg/kg	-	<12,000	<22,000
Methylene chloride	µg/kg	1.40E+02	<74,000	<140,000
4-Methyl-2-pentanone (methyl isobutyl ketone)	µg/kg	1.60E+06	<b>71,900 J</b>	<130,000
Naphthalene	µg/kg	3.50E+02	<b>482,000</b>	<b>386,000</b>
n-Propylbenzene	µg/kg	-	<b>28,300</b>	<b>28,800 J</b>
Styrene	µg/kg	1.90E+05	<b>31,600</b>	<8,900
1,1,1,2-Tetrachloroethane	µg/kg	-	<4,600	<8,900
1,1,2,2-Tetrachloroethane	µg/kg	2.10E+01	<4,600	<8,900
Tetrachloroethene (PCE)	µg/kg	4.80E+00	<b>97,400</b>	<b>154,000</b>
Toluene	µg/kg	2.20E+05	<b>626,000</b>	<b>833,000</b>
1,2,3-Trichlorobenzene	µg/kg	-	<7,000	<13,000
1,2,4-Trichlorobenzene	µg/kg	2.40E+03	<7,000	<13,000
1,1,1-Trichloroethane (1,1,1-TCA)	µg/kg	3.50E+04	<b>21,200 J</b>	<b>70,000</b>
1,1,2-Trichloroethane (1,1,2-TCA)	µg/kg	2.60E+01	<4,600	<b>177,000</b>

**Table 2b. Soil Analytical Results - Volatile Organic Compounds (VOCs) - Northern Area**

Parameter	Units	RBTC	Site Data	
Sample ID	–	–	TP5A-3.5 <sup>(6)</sup>	TP5-6.5
Location	–	–	TP5	TP5
Depth	feet bgs	–	3.5	6.5
Date	mm/dd/yy	–	07/26/11	07/26/11
Trichloroethene (TCE)	µg/kg	1.80E+01	<b>132,000</b>	<b>184,000</b>
Trichlorofluoromethane (Freon 11)	µg/kg	–	<5,600	<11,000
1,2,3-Trichloropropane	µg/kg	–	<7,000	<13,000
1,2,4-Trimethylbenzene	µg/kg	8.50E+02	<b>364,000</b>	<b>265,000</b>
1,3,5-Trimethylbenzene	µg/kg	1.10E+07	<b>80,600</b>	<b>63,700</b>
Vinyl chloride	µg/kg	2.50E+00	<12,000	<22,000
Xylenes	µg/kg	8.90E+03	<b>931,000</b>	<b>952,000</b>

Notes:

- (1) Volatile Organic Compounds (VOCs) analyzed using USEPA Method 8260B.
  - (2) Laboratory data qualifiers are as follows.
    - J Indicates an estimated value.
    - B Indicates analyte found in associated method blank.
    - E Indicates value exceeds calibration range.
  - (3)   Indicates an exceedance of the RBTC.
  - (4) Bold font indicates a concentration detected at or above the method detection limit (MDL).
  - (5) Sampling depths reported in feet below ground surface (feet bgs).
  - (6) Sample is a field duplicate.
- Not applicable / not analyzed.

**Table 2c. Soil Analytical Results - Volatile Organic Compounds (VOCs) - Truck Wash Area**

Parameter	Units	RBTC	Site Data								
			Y16-1.1	Y16-3.6	Y16-6.7	Y17-0.9	Y17-3.4	Y17-6.4	Z16,17-0.9	Z16,17-3.4	Z16,17-6.4
Sample ID	-	-	Y16	Y16	Y16	Y17	Y17	Y17	Z16,17	Z16,17	Z16,17
Location	-	-	Y16	Y16	Y16	Y17	Y17	Y17	Z16,17	Z16,17	Z16,17
Depth	feet bgs	-	1.1	3.6	6.7	0.9	3.4	6.4	0.9	3.4	6.4
Date	mm/dd/yy	-	07/12/11	07/12/11	07/12/11	07/12/11	07/12/11	07/12/11	07/14/11	07/14/11	07/14/11
Acetone	µg/kg	4.90E+07	<b>45.8 J</b>	<b>74.1 J</b>	<17	<b>75.0 J</b>	<b>42.5 J</b>	<15	<17 J	<b>19.4 J</b>	<17 J
tert-Amyl methyl ether (TAME)	µg/kg	-	<0.97	<1.2	<1.0	<1.1	<1.1	<0.89	<1.1	<b>5.7</b>	<1.1
Benzene	µg/kg	1.30E+01	<1.2	<1.5	<1.3	<1.3	<1.4	<1.1	<1.3	<b>2.1 J</b>	<1.3
Bromobenzene	µg/kg	-	<1.2	<1.5	<1.3	<1.3	<1.4	<1.1	<1.2	<1.1	<1.2
Bromodichloromethane	µg/kg	-	<0.81	<0.97	<0.86	<0.89	<0.92	<0.75	<0.94	<0.88	<0.95
Bromoform	µg/kg	-	<0.81	<0.97	<0.86	<0.89	<0.92	<0.75	<1.3	<1.2	<1.3
Bromomethane (methyl bromide)	µg/kg	-	<2.0	<2.4	<2.1	<2.2	<2.3	<1.9	<1.7	<1.6	<1.7
2-Butanone (methyl ethyl ketone)	µg/kg	5.30E+06	<9.7	<b>13.3 J</b>	<10	<11	<11	<8.9	<5.2	<b>8.3 J</b>	<5.3
tert-Butyl alcohol (TBA)	µg/kg	-	<8.1	<9.7	<8.6	<b>10.5 J</b>	<b>15.3 J</b>	<7.5	<17	<16	<17
n-Butylbenzene	µg/kg	-	<1.2	<1.5	<1.3	<1.3	<1.4	<1.1	<1.1	<1.0	<1.1
sec-Butylbenzene	µg/kg	-	<1.2	<1.5	<1.3	<1.3	<1.4	<1.1	<1.4	<1.3	<1.4
tert-Butylbenzene	µg/kg	-	<1.2	<1.5	<1.3	<1.3	<1.4	<1.1	<1.0	<0.96	<1.0
Carbon tetrachloride	µg/kg	-	<0.81	<0.97	<0.86	<0.89	<0.92	<0.75	<1.5	<1.4	<1.6
Chlorobenzene	µg/kg	4.80E+03	<1.2	<1.5	<1.3	<1.3	<1.4	<1.1	<b>11.8</b>	<b>2.0 J</b>	<0.87
Chlorobromomethane (bromochloromethane)	µg/kg	-	<1.2	<1.5	<1.3	<1.3	<1.4	<1.1	<1.2	<1.1	<1.2
Chlorodibromomethane (dibromochloromethane)	µg/kg	-	<0.81	<0.97	<0.86	<0.89	<0.92	<0.75	<0.85	<0.80	<0.87
Chloroethane (ethyl chloride)	µg/kg	7.70E+04	<1.2	<1.5	<1.3	<1.3	<1.4	<1.1	<1.7	<1.6	<1.7
Chloroform	µg/kg	2.90E+00	<1.2	<1.5	<1.3	<1.3	<1.4	<1.1	<1.0	<0.96	<1.0
Chloromethane (methyl chloride)	µg/kg	7.30E+02	<1.2	<1.5	<1.3	<1.3	<1.4	<1.1	<1.7	<1.6	<1.7
2-Chlorotoluene	µg/kg	-	<1.2	<1.5	<1.3	<1.3	<1.4	<1.1	<1.0	<0.96	<1.0
4-Chlorotoluene	µg/kg	-	<1.2	<1.5	<1.3	<1.3	<1.4	<1.1	<1.0	<0.96	<1.0
Cumene	µg/kg	3.10E+04	<1.2	<1.5	<1.3	<1.3	<1.4	<1.1	<0.94	<0.88	<0.95
Cymene	µg/kg	-	<1.2	<1.5	<1.3	<1.3	<1.4	<1.1	<1.0	<0.96	<1.0
1,2-Dibromo-3-chloropropane	µg/kg	-	<0.81	<0.97	<0.86	<0.89	<0.92	<0.75	<2.0	<1.8	<2.0
1,2-Dibromoethane (ethylene dibromide)	µg/kg	-	<0.81	<0.97	<0.86	<0.89	<0.92	<0.75	<0.85	<0.80	<0.87
1,2-Dichlorobenzene	µg/kg	5.10E+04	<1.2	<1.5	<1.3	<b>2.4 J</b>	<1.4	<1.1	<b>8.7</b>	<b>2.7 J</b>	<0.95
1,3-Dichlorobenzene	µg/kg	-	<1.2	<1.5	<1.3	<1.3	<1.4	<1.1	<1.0	<0.96	<1.0
1,4-Dichlorobenzene	µg/kg	5.00E+01	<1.2	<1.5	<1.3	<1.3	<1.4	<1.1	<0.94	<0.88	<0.95
Dichlorodifluoromethane (Freon 12)	µg/kg	-	<0.81	<0.97	<0.86	<0.89	<0.92	<0.75	<1.3	<1.2	<1.3
1,1-Dichloroethane (1,1-DCA)	µg/kg	2.80E+01	<0.81	<0.97	<0.86	<0.89	<0.92	<0.75	<0.94	<b>20.4</b>	<0.95

**Table 2c. Soil Analytical Results - Volatile Organic Compounds (VOCs) - Truck Wash Area**

Parameter	Units	RBTC	Site Data								
			Y16-1.1	Y16-3.6	Y16-6.7	Y17-0.9	Y17-3.4	Y17-6.4	Z16,17-0.9	Z16,17-3.4	Z16,17-6.4
Sample ID	-	-	Y16	Y16	Y16	Y17	Y17	Y17	Z16,17	Z16,17	Z16,17
Location	-	-	Y16	Y16	Y16	Y17	Y17	Y17	Z16,17	Z16,17	Z16,17
Depth	feet bgs	-	1.1	3.6	6.7	0.9	3.4	6.4	0.9	3.4	6.4
Date	mm/dd/yy	-	07/12/11	07/12/11	07/12/11	07/12/11	07/12/11	07/12/11	07/14/11	07/14/11	07/14/11
1,2-Dichloroethane (1,2-DCA)	µg/kg	8.80E+00	<1.2	<1.5	<1.3	<1.3	<1.4	<1.1	<0.85	<0.80	<0.87
1,1-Dichloroethene (1,1-DCE)	µg/kg	9.00E+02	<1.2	<1.5	<1.3	<1.3	<1.4	<1.1	<1.2	<1.1	<1.2
cis-1,2-Dichloroethene (cis-1,2-DCE)	µg/kg	2.30E+06	<1.2	<1.5	<1.3	<1.3	<1.4	<1.1	<1.3	<b>82.3</b>	<1.3
trans-1,2-Dichloroethene (trans-1,2-DCE)	µg/kg	1.40E+03	<1.2	<1.5	<1.3	<1.3	<1.4	<1.1	<1.3	<b>1.4 J</b>	<1.3
1,2-Dichloropropane	µg/kg	-	<1.2	<1.5	<1.3	<1.3	<1.4	<1.1	<1.0	<0.96	<1.0
1,3-Dichloropropane	µg/kg	-	<1.2	<1.5	<1.3	<1.3	<1.4	<1.1	<0.85	<0.80	<0.87
2,2-Dichloropropane	µg/kg	-	<1.2	<1.5	<1.3	<1.3	<1.4	<1.1	<1.2	<1.1	<1.2
1,1-Dichloropropene	µg/kg	-	<1.2	<1.5	<1.3	<1.3	<1.4	<1.1	<1.1	<1.0	<1.1
cis-1,3-Dichloropropene	µg/kg	-	<1.2	<1.5	<1.3	<1.3	<1.4	<1.1	<0.85	<0.80	<0.87
trans-1,3-Dichloropropene	µg/kg	-	<1.2	<1.5	<1.3	<1.3	<1.4	<1.1	<0.94	<0.88	<0.95
Diisopropyl Ether (DIPE)	µg/kg	-	<1.2	<1.5	<1.3	<1.3	<1.4	<1.1	<0.85	<b>1.2 J</b>	<0.87
Ethyl tert-butyl ether (ETBE)	µg/kg	-	<1.2	<1.5	<1.3	<1.3	<1.4	<1.1	<1.1	<1.0	<1.1
Ethylbenzene	µg/kg	7.50E+01	<1.2	<1.5	<1.3	<1.3	<1.4	<1.1	<b>4.2 J</b>	<b>2.3 J</b>	<0.87
Hexachlorobutadiene	µg/kg	2.50E+04	<0.81	<0.97	<0.86	<0.89	<0.92	<0.75	<1.7	<1.6	<1.7
2-Hexanone (methyl butyl ketone)	µg/kg	1.50E+04	<4.0	<4.9	<4.3	<4.4	<4.6	<3.7	<4.6	<4.3	<4.7
Methyl tert-butyl ether (MTBE)	µg/kg	1.20E+03	<0.81	<0.97	<0.86	<b>2.9 J</b>	<b>11.8</b>	<b>4.5</b>	<1.7	<b>46.9</b>	<b>2.0 J</b>
Methylene bromide	µg/kg	-	<2.0	<2.4	<2.1	<2.2	<2.3	<1.9	<1.3	<1.2	<1.3
Methylene chloride	µg/kg	1.40E+02	<13	<16	<14	<14	<15	<12	<3.9	<3.7	<4.0
4-Methyl-2-pentanone (methyl isobutyl ketone)	µg/kg	1.60E+06	<12	<15	<13	<13	<14	<11	<4.7	<4.4	<4.8
Naphthalene	µg/kg	3.50E+02	<1.2	<1.5	<1.3	<1.3	<1.4	<1.1	<1.7	<b>1.9 J</b>	<1.7
n-Propylbenzene	µg/kg	-	<1.2	<1.5	<1.3	<1.3	<1.4	<1.1	<b>2.0 J</b>	<b>2.3 J</b>	<1.2
Styrene	µg/kg	1.90E+05	<0.81	<0.97	<0.86	<0.89	<0.92	<0.75	<2.2	<2.1	<2.3
1,1,1,2-Tetrachloroethane	µg/kg	-	<0.81	<0.97	<0.86	<0.89	<0.92	<0.75	<0.85	<0.80	<0.87
1,1,2,2-Tetrachloroethane	µg/kg	2.10E+01	<0.81	<0.97	<0.86	<0.89	<0.92	<0.75	<1.0	<0.96	<1.0
Tetrachloroethene (PCE)	µg/kg	4.80E+00	<2.8	<3.4	<3.0	<3.1	<3.2	<2.6	<0.85	<0.80	<0.87
Toluene	µg/kg	2.20E+05	<1.2	<1.5	<1.3	<1.3	<1.4	<1.1	<1.0	<b>2.0 J</b>	<1.0
1,2,3-Trichlorobenzene	µg/kg	-	<1.2	<1.5	<1.3	<1.3	<1.4	<1.1	<0.85	<0.80	<0.87
1,2,4-Trichlorobenzene	µg/kg	2.40E+03	<1.2	<1.5	<1.3	<1.3	<1.4	<1.1	<1.0	<0.96	<1.0
1,1,1-Trichloroethane (1,1,1-TCA)	µg/kg	3.50E+04	<1.2	<1.5	<1.3	<1.3	<1.4	<1.1	<0.94	<0.88	<0.95
1,1,2-Trichloroethane (1,1,2-TCA)	µg/kg	2.60E+01	<0.81	<0.97	<0.86	<0.89	<0.92	<0.75	<0.94	<0.88	<0.95

**Table 2c. Soil Analytical Results - Volatile Organic Compounds (VOCs) - Truck Wash Area**

Parameter	Units	RBTC	Site Data								
			Y16-1.1	Y16-3.6	Y16-6.7	Y17-0.9	Y17-3.4	Y17-6.4	Z16,17-0.9	Z16,17-3.4	Z16,17-6.4
Sample ID	-	-	Y16	Y16	Y16	Y17	Y17	Y17	Z16,17	Z16,17	Z16,17
Location	-	-	Y16	Y16	Y16	Y17	Y17	Y17	Z16,17	Z16,17	Z16,17
Depth	feet bgs	-	1.1	3.6	6.7	0.9	3.4	6.4	0.9	3.4	6.4
Date	mm/dd/yy	-	07/12/11	07/12/11	07/12/11	07/12/11	07/12/11	07/12/11	07/14/11	07/14/11	07/14/11
Trichloroethene (TCE)	µg/kg	1.80E+01	<0.81	<0.97	<0.86	<0.89	<0.92	<0.75	<1.0	<0.96	<1.0
Trichlorofluoromethane (Freon 11)	µg/kg	-	<0.97	<1.2	<1.0	<1.1	<1.1	<0.89	<1.7	<1.6	<1.7
1,2,3-Trichloropropane	µg/kg	-	<1.2	<1.5	<1.3	<1.3	<1.4	<1.1	<1.5	<1.4	<1.5
1,2,4-Trimethylbenzene	µg/kg	8.50E+02	<1.2	<1.5	<1.3	<b>3.7 J</b>	<1.4	<1.1	<b>15.3</b>	<b>15.5</b>	<0.95
1,3,5-Trimethylbenzene	µg/kg	1.10E+07	<1.2	<1.5	<1.3	<1.3	<1.4	<1.1	<b>4.9</b>	<b>7.7</b>	<1.1
Vinyl chloride	µg/kg	2.50E+00	<2.0	<2.4	<2.1	<2.2	<2.3	<1.9	<1.3	<b>14.2</b>	<b>1.8 J</b>
Xylenes	µg/kg	8.90E+03	<3.2	<3.9	<3.4	<3.6	<3.7	<3.0	<b>26.2</b>	<b>12.2</b>	<2.8

Notes:

- (1) Volatile Organic Compounds (VOCs) analyzed using USEPA Method 8260B.
  - (2) Laboratory data qualifiers are as follows.
    - J Indicates an estimated value.
    - B Indicates analyte found in associated method blank.
    - E Indicates value exceeds calibration range.
  - (3)   Indicates an exceedance of the RBTC.
  - (4) Bold font indicates a concentration detected at or above the method detection limit (MDL).
  - (5) Sampling depths reported in feet below ground surface (feet bgs).
  - (6) Sample is a field duplicate.
- Not applicable / not analyzed.



**Table 2d. Soil Analytical Results - Volatile Organic Compounds (VOCs) - Western Area**

Parameter	Units	RBTC	Site Data													
			L6-0.9	L6-3.4	L6-3.4 <sup>(6)</sup>	L6-6.4	L7-3.2	L7-6.2	M2-0.9	M2-3.4	M2-6.4	M5-3.2	M5-6.2	N6-0.8	N6-3.3	N6-3.3 <sup>(6)</sup>
Sample ID	-	-	L6	L6	L6	L6	L7	L7	M2	M2	M2	M5	M5	N6	N6	N6
Location	-	-	L6	L6	L6	L6	L7	L7	M2	M2	M2	M5	M5	N6	N6	N6
Depth	feet bgs	-	0.9	3.4	3.4	6.4	3.2	6.2	0.9	3.4	6.4	3.2	6.2	0.8	3.3	3.3
Date	mm/dd/yy	-	07/13/11	07/13/11	07/13/11	07/13/11	07/13/11	07/13/11	07/13/11	07/13/11	07/13/11	07/13/11	07/13/11	07/13/11	07/13/11	07/13/11
Acetone	µg/kg	4.90E+07	<b>42.6 J</b>	<730 J	<730	<b>19.8 J</b>	<b>154</b>	<b>19.1 J</b>	<17	<16	<b>146</b>	<b>79.6 J</b>	<b>30.0 J</b>	<b>38.0 J</b>	<b>70.6 J</b>	<b>75.3 J</b>
tert-Amyl methyl ether (TAME)	µg/kg	-	<0.92	<44 J	<44	<0.96	<0.97	<0.95	<1.0	<0.95	<1.2	<1.0	<0.97	<1.1 J	<0.96	<0.92
Benzene	µg/kg	1.30E+01	<1.1	<55 J	<55	<1.2	<1.2	<1.2	<1.3	<1.2	<1.5	<1.3	<1.2	<1.4 J	<1.2	<1.1
Bromobenzene	µg/kg	-	<1.1	<55 J	<55	<1.2	<1.2	<1.2	<1.3	<1.2	<1.5	<1.3	<1.2	<1.4 J	<1.2	<1.1
Bromodichloromethane	µg/kg	-	<0.77	<37 J	<37	<0.80	<0.81	<0.79	<0.84	<0.79	<0.99	<0.86	<0.81	<0.92 J	<0.80	<0.76
Bromoform	µg/kg	-	<0.77	<37 J	<37	<0.80	<0.81	<0.79	<0.84	<0.79	<0.99	<0.86	<0.81	<0.92 J	<0.80	<0.76
Bromomethane (methyl bromide)	µg/kg	-	<1.9	<91 J	<91	<2.0	<2.0	<2.0	<2.1	<2.0	<2.5	<2.2	<2.0	<2.3 J	<2.0	<1.9
2-Butanone (methyl ethyl ketone)	µg/kg	5.30E+06	<9.2	<440 J	<440	<9.6	<b>34.7</b>	<9.5	<10	<9.5	<b>32.8 J</b>	<b>17.5 J</b>	<9.7	<11 J	<b>16.5 J</b>	<b>17.8 J</b>
tert-Butyl alcohol (TBA)	µg/kg	-	<7.7	<370 J	<370	<8.0	<8.1	<7.9	<8.4	<7.9	<9.9	<8.6	<8.1	<9.2 J	<8.0	<7.6
n-Butylbenzene	µg/kg	-	<1.1	<b>208 J</b>	<b>208</b>	<1.2	<b>2.6 J</b>	<1.2	<1.3	<1.2	<1.5	<1.3	<1.2	<1.4 J	<1.2	<1.1
sec-Butylbenzene	µg/kg	-	<1.1	<b>94.0 J</b>	<b>99.2 J</b>	<1.2	<b>1.6 J</b>	<1.2	<1.3	<1.2	<1.5	<1.3	<1.2	<1.4 J	<1.2	<1.1
tert-Butylbenzene	µg/kg	-	<1.1	<55 J	<55	<1.2	<1.2	<1.2	<1.3	<1.2	<1.5	<1.3	<1.2	<1.4 J	<1.2	<1.1
Carbon tetrachloride	µg/kg	-	<0.77	<37 J	<37	<0.80	<0.81	<0.79	<0.84	<0.79	<0.99	<0.86	<0.81	<0.92 J	<0.80	<0.76
Chlorobenzene	µg/kg	4.80E+03	<1.1	<55 J	<55	<b>28.9</b>	<1.2	<1.2	<1.3	<1.2	<1.5	<1.3	<1.2	<b>3.0 J</b>	<1.2	<1.1
Chlorobromomethane (bromochloromethane)	µg/kg	-	<1.1	<55 J	<55	<1.2	<1.2	<1.2	<1.3	<1.2	<1.5	<1.3	<1.2	<1.4 J	<1.2	<1.1
Chlorodibromomethane (dibromochloromethane)	µg/kg	-	<0.77	<37 J	<37	<0.80	<0.81	<0.79	<0.84	<0.79	<0.99	<0.86	<0.81	<0.92 J	<0.80	<0.76
Chloroethane (ethyl chloride)	µg/kg	7.70E+04	<1.1	<55 J	<55	<1.2	<1.2	<1.2	<1.3	<1.2	<1.5	<1.3	<1.2	<1.4 J	<1.2	<1.1
Chloroform	µg/kg	2.90E+00	<1.1	<55 J	<55	<1.2	<1.2	<1.2	<1.3	<1.2	<1.5	<1.3	<1.2	<1.4 J	<1.2	<1.1
Chloromethane (methyl chloride)	µg/kg	7.30E+02	<1.1	<55 J	<55	<1.2	<1.2	<1.2	<1.3	<1.2	<1.5	<1.3	<1.2	<1.4 J	<1.2	<1.1
2-Chlorotoluene	µg/kg	-	<1.1	<55 J	<55	<1.2	<1.2	<1.2	<1.3	<1.2	<1.5	<1.3	<1.2	<1.4 J	<1.2	<1.1
4-Chlorotoluene	µg/kg	-	<1.1	<55 J	<55	<1.2	<1.2	<1.2	<1.3	<1.2	<1.5	<1.3	<1.2	<1.4 J	<1.2	<1.1
Cumene	µg/kg	3.10E+04	<1.1	<b>480 J</b>	<b>482</b>	<1.2	<1.2	<1.2	<1.3	<1.2	<1.5	<1.3	<1.2	<1.4 J	<1.2	<1.1
Cymene	µg/kg	-	<1.1	<b>288 J</b>	<b>299</b>	<1.2	<1.2	<1.2	<1.3	<1.2	<1.5	<1.3	<1.2	<1.4 J	<1.2	<1.1
1,2-Dibromo-3-chloropropane	µg/kg	-	<0.77	<37 J	<37	<0.80	<0.81	<0.79	<0.84	<0.79	<0.99	<0.86	<0.81	<0.92 J	<0.80	<0.76
1,2-Dibromoethane (ethylene dibromide)	µg/kg	-	<0.77	<37 J	<37	<0.80	<0.81	<0.79	<0.84	<0.79	<0.99	<0.86	<0.81	<0.92 J	<0.80	<0.76
1,2-Dichlorobenzene	µg/kg	5.10E+04	<1.1	<55 J	<55	<1.2	<1.2	<1.2	<1.3	<1.2	<1.5	<1.3	<1.2	<1.4 J	<1.2	<1.1
1,3-Dichlorobenzene	µg/kg	-	<1.1	<55 J	<55	<1.2	<1.2	<1.2	<1.3	<1.2	<1.5	<1.3	<1.2	<1.4 J	<1.2	<1.1
1,4-Dichlorobenzene	µg/kg	5.00E+01	<1.1	<55 J	<55	<1.2	<1.2	<1.2	<1.3	<1.2	<1.5	<1.3	<1.2	<1.4 J	<1.2	<1.1
Dichlorodifluoromethane (Freon 12)	µg/kg	-	<0.77	<37 J	<37	<0.80	<0.81	<0.79	<0.84	<0.79	<0.99	<0.86	<0.81	<0.92 J	<0.80	<0.76
1,1-Dichloroethane (1,1-DCA)	µg/kg	2.80E+01	<0.77	<37 J	<37	<0.80	<0.81	<0.79	<0.84	<0.79	<0.99	<0.86	<0.81	<0.92 J	<0.80	<0.76

**Table 2d. Soil Analytical Results - Volatile Organic Compounds (VOCs) - Western Area**

Parameter	Units	RBTC	Site Data													
			L6-0.9	L6-3.4	L6-3.4 <sup>(6)</sup>	L6-6.4	L7-3.2	L7-6.2	M2-0.9	M2-3.4	M2-6.4	M5-3.2	M5-6.2	N6-0.8	N6-3.3	N6-3.3 <sup>(6)</sup>
Sample ID	–	–	L6	L6	L6	L6	L7	L7	M2	M2	M2	M5	M5	N6	N6	N6
Location	–	–	L6	L6	L6	L6	L7	L7	M2	M2	M2	M5	M5	N6	N6	N6
Depth	feet bgs	–	0.9	3.4	3.4	6.4	3.2	6.2	0.9	3.4	6.4	3.2	6.2	0.8	3.3	3.3
Date	mm/dd/yy	–	07/13/11	07/13/11	07/13/11	07/13/11	07/13/11	07/13/11	07/13/11	07/13/11	07/13/11	07/13/11	07/13/11	07/13/11	07/13/11	07/13/11
1,2-Dichloroethane (1,2-DCA)	µg/kg	8.80E+00	<1.1	<55 J	<55	<1.2	<1.2	<1.2	<1.3	<1.2	<1.5	<1.3	<1.2	<1.4 J	<1.2	<1.1
1,1-Dichloroethene (1,1-DCE)	µg/kg	9.00E+02	<1.1	<55 J	<55	<1.2	<1.2	<1.2	<1.3	<1.2	<1.5	<1.3	<1.2	<1.4 J	<1.2	<1.1
cis-1,2-Dichloroethene (cis-1,2-DCE)	µg/kg	2.30E+06	<b>2.0 J</b>	<55 J	<55	<1.2	<1.2	<1.2	<1.3	<1.2	<1.5	<1.3	<1.2	<b>16.9 J</b>	<1.2	<1.1
trans-1,2-Dichloroethene (trans-1,2-DCE)	µg/kg	1.40E+03	<1.1	<55 J	<55	<1.2	<1.2	<1.2	<1.3	<1.2	<1.5	<1.3	<1.2	<1.4 J	<1.2	<1.1
1,2-Dichloropropane	µg/kg	–	<1.1	<55 J	<55	<1.2	<1.2	<1.2	<1.3	<1.2	<1.5	<1.3	<1.2	<1.4 J	<1.2	<1.1
1,3-Dichloropropane	µg/kg	–	<1.1	<55 J	<55	<1.2	<1.2	<1.2	<1.3	<1.2	<1.5	<1.3	<1.2	<1.4 J	<1.2	<1.1
2,2-Dichloropropane	µg/kg	–	<1.1	<55 J	<55	<1.2	<1.2	<1.2	<1.3	<1.2	<1.5	<1.3	<1.2	<1.4 J	<1.2	<1.1
1,1-Dichloropropene	µg/kg	–	<1.1	<55 J	<55	<1.2	<1.2	<1.2	<1.3	<1.2	<1.5	<1.3	<1.2	<1.4 J	<1.2	<1.1
cis-1,3-Dichloropropene	µg/kg	–	<1.1	<55 J	<55	<1.2	<1.2	<1.2	<1.3	<1.2	<1.5	<1.3	<1.2	<1.4 J	<1.2	<1.1
trans-1,3-Dichloropropene	µg/kg	–	<1.1	<55 J	<55	<1.2	<1.2	<1.2	<1.3	<1.2	<1.5	<1.3	<1.2	<1.4 J	<1.2	<1.1
Diisopropyl Ether (DIPE)	µg/kg	–	<1.1	<55 J	<55	<1.2	<1.2	<1.2	<1.3	<1.2	<1.5	<1.3	<1.2	<1.4 J	<1.2	<1.1
Ethyl tert-butyl ether (ETBE)	µg/kg	–	<1.1	<55 J	<55	<1.2	<1.2	<1.2	<1.3	<1.2	<1.5	<1.3	<1.2	<1.4 J	<1.2	<1.1
Ethylbenzene	µg/kg	7.50E+01	<1.1	<b>892 J</b>	<b>910</b>	<1.2	<1.2	<1.2	<1.3	<1.2	<1.5	<1.3	<1.2	<1.4 J	<1.2	<1.1
Hexachlorobutadiene	µg/kg	2.50E+04	<0.77	<37 J	<37	<0.80	<0.81	<0.79	<0.84	<0.79	<0.99	<0.86	<0.81	<0.92 J	<0.80	<0.76
2-Hexanone (methyl butyl ketone)	µg/kg	1.50E+04	<3.8	<180 J	<180	<4.0	<4.0	<4.0	<4.2	<3.9	<5.0	<4.3	<4.0	<4.6 J	<4.0	<3.8
Methyl tert-butyl ether (MTBE)	µg/kg	1.20E+03	<0.77	<37 J	<37	<b>0.81 J</b>	<0.81	<0.79	<0.84	<0.79	<0.99	<0.86	<0.81	<0.92 J	<0.80	<0.76
Methylene bromide	µg/kg	–	<1.9	<91 J	<91	<2.0	<2.0	<2.0	<2.1	<2.0	<2.5	<2.2	<2.0	<2.3 J	<2.0	<1.9
Methylene chloride	µg/kg	1.40E+02	<12	<580 J	<580	<13	<13	<13	<13	<13	<16	<14	<13	<15 J	<13	<12
4-Methyl-2-pentanone (methyl isobutyl ketone)	µg/kg	1.60E+06	<11	<550 J	<550	<12	<12	<12	<13	<12	<15	<13	<12	<14 J	<12	<11
Naphthalene	µg/kg	3.50E+02	<1.1	<b>152 J</b>	<b>139 J</b>	<1.2	<1.2	<1.2	<1.3	<1.2	<1.5	<1.3	<1.2	<1.4 J	<1.2	<1.1
n-Propylbenzene	µg/kg	–	<1.1	<b>650 J</b>	<b>681</b>	<1.2	<b>1.8 J</b>	<1.2	<1.3	<1.2	<1.5	<1.3	<1.2	<1.4 J	<1.2	<1.1
Styrene	µg/kg	1.90E+05	<0.77	<37 J	<37	<0.80	<0.81	<0.79	<0.84	<0.79	<0.99	<0.86	<0.81	<0.92 J	<0.80	<0.76
1,1,1,2-Tetrachloroethane	µg/kg	–	<0.77	<37 J	<37	<0.80	<0.81	<0.79	<0.84	<0.79	<0.99	<0.86	<0.81	<0.92 J	<0.80	<0.76
1,1,2,2-Tetrachloroethane	µg/kg	2.10E+01	<0.77	<37 J	<37	<0.80	<0.81	<0.79	<0.84	<0.79	<0.99	<0.86	<0.81	<0.92 J	<0.80	<0.76
Tetrachloroethene (PCE)	µg/kg	4.80E+00	<2.7	<130 J	<130	<2.8	<2.8	<2.8	<2.9	<2.8	<3.5	<3.0	<2.8	<b>109 J</b>	<2.8	<2.7
Toluene	µg/kg	2.20E+05	<1.1	<55 J	<55	<1.2	<1.2	<1.2	<1.3	<1.2	<1.5	<1.3	<1.2	<1.4 J	<1.2	<1.1
1,2,3-Trichlorobenzene	µg/kg	–	<1.1	<55 J	<55	<1.2	<1.2	<1.2	<1.3	<1.2	<1.5	<1.3	<1.2	<1.4 J	<1.2	<1.1
1,2,4-Trichlorobenzene	µg/kg	2.40E+03	<1.1	<55 J	<55	<1.2	<1.2	<1.2	<b>1.6 J</b>	<1.2	<1.5	<1.3	<1.2	<1.4 J	<1.2	<1.1
1,1,1-Trichloroethane (1,1,1-TCA)	µg/kg	3.50E+04	<1.1	<55 J	<55	<1.2	<1.2	<1.2	<1.3	<1.2	<1.5	<1.3	<1.2	<1.4 J	<1.2	<1.1
1,1,2-Trichloroethane (1,1,2-TCA)	µg/kg	2.60E+01	<0.77	<37 J	<37	<0.80	<0.81	<0.79	<0.84	<0.79	<0.99	<0.86	<0.81	<0.92 J	<0.80	<0.76

**Table 2d. Soil Analytical Results - Volatile Organic Compounds (VOCs) - Western Area**

Parameter	Units	RBTC	Site Data													
			L6-0.9	L6-3.4	L6-3.4 <sup>(6)</sup>	L6-6.4	L7-3.2	L7-6.2	M2-0.9	M2-3.4	M2-6.4	M5-3.2	M5-6.2	N6-0.8	N6-3.3	N6-3.3 <sup>(6)</sup>
Sample ID	-	-	L6-0.9	L6-3.4	L6-3.4 <sup>(6)</sup>	L6-6.4	L7-3.2	L7-6.2	M2-0.9	M2-3.4	M2-6.4	M5-3.2	M5-6.2	N6-0.8	N6-3.3	N6-3.3 <sup>(6)</sup>
Location	-	-	L6	L6	L6	L6	L7	L7	M2	M2	M2	M5	M5	N6	N6	N6
Depth	feet bgs	-	0.9	3.4	3.4	6.4	3.2	6.2	0.9	3.4	6.4	3.2	6.2	0.8	3.3	3.3
Date	mm/dd/yy	-	07/13/11	07/13/11	07/13/11	07/13/11	07/13/11	07/13/11	07/13/11	07/13/11	07/13/11	07/13/11	07/13/11	07/13/11	07/13/11	07/13/11
Trichloroethene (TCE)	µg/kg	1.80E+01	<0.77	<37 J	<37	<0.80	<0.81	<0.79	<0.84	<0.79	<0.99	<0.86	<0.81	<b>38.8 J</b>	<0.80	<0.76
Trichlorofluoromethane (Freon 11)	µg/kg	-	<0.92	<44 J	<44	<0.96	<0.97	<0.95	<1.0	<0.95	<1.2	<1.0	<0.97	<1.1 J	<0.96	<0.92
1,2,3-Trichloropropane	µg/kg	-	<1.1	<55 J	<55	<1.2	<1.2	<1.2	<1.3	<1.2	<1.5	<1.3	<1.2	<1.4 J	<1.2	<1.1
1,2,4-Trimethylbenzene	µg/kg	8.50E+02	<1.1	<b>2,440 J</b>	<b>2,510</b>	<b>1.3 J</b>	<b>2.2 J</b>	<1.2	<1.3	<1.2	<1.5	<1.3	<1.2	<1.4 J	<1.2	<1.1
1,3,5-Trimethylbenzene	µg/kg	1.10E+07	<1.1	<b>436 J</b>	<b>469</b>	<1.2	<1.2	<1.2	<1.3	<1.2	<1.5	<1.3	<1.2	<1.4 J	<1.2	<1.1
Vinyl chloride	µg/kg	2.50E+00	<1.9	<91 J	<91	<2.0	<2.0	<2.0	<2.1	<2.0	<2.5	<2.2	<2.0	<2.3 J	<2.0	<1.9
Xylenes	µg/kg	8.90E+03	<3.1	<b>762 J</b>	<b>780</b>	<b>3.5 J</b>	<3.2	<3.2	<3.3	<3.2	<4.0	<3.4	<3.2	<3.7 J	<3.2	<3.1

Notes:

- (1) Volatile Organic Compounds (VOCs) analyzed using USEPA Method 8260B.
- (2) Laboratory data qualifiers are as follows.
  - J Indicates an estimated value.
  - B Indicates analyte found in associated method blank.
  - E Indicates value exceeds calibration range.
- (3)   Indicates an exceedance of the RBTC.
- (4) Bold font indicates a concentration detected at or above the method detection limit (MDL).
- (5) Sampling depths reported in feet below ground surface (feet bgs).
- (6) Sample is a field duplicate.
- Not applicable / not analyzed.

**Table 2d. Soil Analytical Results - Volatile Organic Compounds (VOCs) - Western Area**

Parameter	Units	RBTC	Site Data													
			N6-6.3	N7-0.3	N7-0.3 <sup>(6)</sup>	N7-2.8	N7-5.8	O6-3.7	O6-6.7	O8-1.2	O8-3.7	O8-6.7	OP3,4-1.0	OP3,4-1.0 <sup>(6)</sup>	OP3,4-3.5	OP3,4-6.5
Sample ID	–	–	N6	N7	N7	N7	N7	O6	O6	O8	O8	O8	OP3,4	OP3,4	OP3,4	OP3,4
Location	–	–	N6	N7	N7	N7	N7	O6	O6	O8	O8	O8	OP3,4	OP3,4	OP3,4	OP3,4
Depth	feet bgs	–	6.3	0.3	0.3	2.8	5.8	3.7	6.7	1.2	3.7	6.7	1.0	1.0	3.5	6.5
Date	mm/dd/yy	–	07/13/11	07/19/11	07/19/11	07/19/11	07/19/11	07/13/11	07/13/11	07/19/11	07/19/11	07/19/11	07/13/11	07/13/11	07/13/11	07/13/11
Acetone	µg/kg	4.90E+07	<b>29.3 J</b>	<45,000 J	<90,000 J	<82,000 J	<700 J	<1,800	<b>30.1 J</b>	<150,000 J	<780 J	<16 J	<19	<21	<b>67.7 J</b>	<b>59.7 J</b>
tert-Amyl methyl ether (TAME)	µg/kg	–	<1.0	<5,900	<5,900	<5,300 J	<45	<110	<0.87	<9,800	<51 J	<1.0	<1.2	<1.2	<1.0	<0.90
Benzene	µg/kg	1.30E+01	<1.2	<3,400	<6,800	<6,200 J	<b>141 J</b>	<130	<1.1	<11,000	<59 J	<b>10</b>	<1.4	<1.6	<1.3	<1.1
Bromobenzene	µg/kg	–	<1.2	<3,200	<6,300	<5,700 J	<49	<130	<1.1	<11,000	<55 J	<1.1	<1.4	<1.6	<1.3	<1.1
Bromodichloromethane	µg/kg	–	<0.83	<2,500	<5,000	<4,500 J	<38	<88	<0.72	<8,300	<43 J	<0.87	<0.96	<1.0	<0.86	<0.75
Bromoform	µg/kg	–	<0.83	<6,800	<6,800	<6,200 J	<52	<88	<0.72	<11,000	<59 J	<1.2	<0.96	<1.0	<0.86	<0.75
Bromomethane (methyl bromide)	µg/kg	–	<2.1	<9,000	<9,000	<8,200 J	<70	<220	<1.8	<15,000	<78 J	<1.6	<2.4	<2.6	<2.1	<1.9
2-Butanone (methyl ethyl ketone)	µg/kg	5.30E+06	<10	<28,000 J	<28,000 J	<25,000 J	<210	<1,100	<8.7	<46,000	<240 J	<4.8	<12	<12	<b>13.2 J</b>	<b>11.5 J</b>
tert-Butyl alcohol (TBA)	µg/kg	–	<8.3	<45,000	<90,000	<82,000 J	<700	<880	<7.2	<150,000	<780 J	<b>111</b>	<9.6	<10	<8.6	<7.5
n-Butylbenzene	µg/kg	–	<1.2	<5,900	<5,900	<5,300 J	<45	<130	<1.1	<9,800	<51 J	<1.0	<1.4	<1.6	<1.3	<1.1
sec-Butylbenzene	µg/kg	–	<1.2	<3,600	<7,200	<6,600 J	<56	<130	<1.1	<12,000	<63 J	<1.3	<1.4	<1.6	<1.3	<1.1
tert-Butylbenzene	µg/kg	–	<1.2	<5,400	<5,400	<4,900 J	<42	<130	<1.1	<9,100	<47 J	<0.95	<1.4	<1.6	<1.3	<1.1
Carbon tetrachloride	µg/kg	–	<0.83	<4,100	<8,100	<7,400 J	<63	<88	<0.72	<14,000	<71 J	<1.4	<0.96	<1.0	<0.86	<0.75
Chlorobenzene	µg/kg	4.80E+03	<b>2,570</b>	<2,300	<4,500	<4,100 J	<b>61.2 J</b>	<b>181 J</b>	<b>2,840</b>	<7,600	<39 J	<b>286 E</b>	<1.4	<1.6	<b>8.6</b>	<1.1
Chlorobromomethane (bromochloromethane)	µg/kg	–	<1.2	<3,200	<6,300	<5,700 J	<49	<130	<1.1	<11,000	<55 J	<1.1	<1.4	<1.6	<1.3	<1.1
Chlorodibromomethane (dibromochloromethane)	µg/kg	–	<0.83	<4,500	<4,500	<4,100 J	<35	<88	<0.72	<7,600	<39 J	<0.79	<0.96	<1.0	<0.86	<0.75
Chloroethane (ethyl chloride)	µg/kg	7.70E+04	<1.2	<4,500	<9,000	<8,200 J	<70	<130	<1.1	<15,000	<78 J	<b>2.6 J</b>	<1.4	<1.6	<1.3	<1.1
Chloroform	µg/kg	2.90E+00	<1.2	<5,400	<5,400	<4,900 J	<42	<130	<1.1	<b>27,400 J</b>	<47 J	<0.95	<1.4	<1.6	<1.3	<1.1
Chloromethane (methyl chloride)	µg/kg	7.30E+02	<1.2	<9,000	<9,000	<8,200 J	<70	<130	<1.1	<15,000	<78 J	<1.6	<1.4	<1.6	<1.3	<1.1
2-Chlorotoluene	µg/kg	–	<1.2	<2,700	<5,400	<4,900 J	<42	<130	<1.1	<9,100	<47 J	<0.95	<1.4	<1.6	<1.3	<1.1
4-Chlorotoluene	µg/kg	–	<1.2	<5,400	<5,400	<4,900 J	<42	<130	<1.1	<9,100	<47 J	<0.95	<1.4	<1.6	<1.3	<1.1
Cumene	µg/kg	3.10E+04	<1.2	<b>3,920 J</b>	<5,000	<4,500 J	<b>58.0 J</b>	<130	<1.1	<b>15,200 J</b>	<43 J	<0.87	<1.4	<1.6	<1.3	<1.1
Cymene	µg/kg	–	<1.2	<2,700	<5,400	<4,900 J	<42	<130	<1.1	<9,100	<47 J	<0.95	<1.4	<1.6	<1.3	<1.1
1,2-Dibromo-3-chloropropane	µg/kg	–	<0.83	<5,200	<10,000	<9,400 J	<80	<88	<0.72	<17,000	<90 J	<1.8	<0.96	<1.0	<0.86	<0.75
1,2-Dibromoethane (ethylene dibromide)	µg/kg	–	<0.83	<4,500	<4,500	<4,100 J	<35	<88	<0.72	<7,600	<39 J	<0.79	<0.96	<1.0	<0.86	<0.75
1,2-Dichlorobenzene	µg/kg	5.10E+04	<1.2	<2,500	<5,000	<4,500 J	<b>40.1 J</b>	<130	<1.1	<8,300	<43 J	<0.87	<1.4	<1.6	<1.3	<1.1
1,3-Dichlorobenzene	µg/kg	–	<1.2	<2,700	<5,400	<4,900 J	<42	<130	<1.1	<9,100	<47 J	<0.95	<1.4	<1.6	<1.3	<1.1
1,4-Dichlorobenzene	µg/kg	5.00E+01	<1.2	<5,000	<5,000	<4,500 J	<38	<130	<1.1	<8,300	<43 J	<0.87	<1.4	<1.6	<1.3	<1.1
Dichlorodifluoromethane (Freon 12)	µg/kg	–	<0.83	<6,800	<6,800	<6,200 J	<52	<88	<0.72	<11,000	<59 J	<b>12.3 J</b>	<0.96	<1.0	<0.86	<0.75
1,1-Dichloroethane (1,1-DCA)	µg/kg	2.80E+01	<0.83	<b>3,140 J</b>	<5,000	<4,500 J	<38	<88	<0.72	<b>103,000</b>	<43 J	<b>40.2</b>	<0.96	<1.0	<0.86	<0.75

**Table 2d. Soil Analytical Results - Volatile Organic Compounds (VOCs) - Western Area**

Parameter	Units	RBTC	Site Data													
			N6-6.3	N7-0.3	N7-0.3 <sup>(6)</sup>	N7-2.8	N7-5.8	O6-3.7	O6-6.7	O8-1.2	O8-3.7	O8-6.7	OP3,4-1.0	OP3,4-1.0 <sup>(6)</sup>	OP3,4-3.5	OP3,4-6.5
Sample ID	-	-	N6	N7	N7	N7	N7	O6	O6	O8	O8	O8	OP3,4	OP3,4	OP3,4	OP3,4
Location	-	-	N6	N7	N7	N7	N7	O6	O6	O8	O8	O8	OP3,4	OP3,4	OP3,4	OP3,4
Depth	feet bgs	-	6.3	0.3	0.3	2.8	5.8	3.7	6.7	1.2	3.7	6.7	1.0	1.0	3.5	6.5
Date	mm/dd/yy	-	07/13/11	07/19/11	07/19/11	07/19/11	07/19/11	07/13/11	07/13/11	07/19/11	07/19/11	07/19/11	07/13/11	07/13/11	07/13/11	07/13/11
1,2-Dichloroethane (1,2-DCA)	µg/kg	8.80E+00	<1.2	<2,300	<4,500	<4,100 J	<35	<130	<1.1	<7,600	<39 J	<0.79	<1.4	<1.6	<1.3	<1.1
1,1-Dichloroethene (1,1-DCE)	µg/kg	9.00E+02	<1.2	<6,300	<6,300	<5,700 J	<49	<130	<1.1	<b>31,400 J</b>	<55 J	<b>8.9</b>	<1.4	<1.6	<1.3	<1.1
cis-1,2-Dichloroethene (cis-1,2-DCE)	µg/kg	2.30E+06	<1.2	<b>7,300 J</b>	<b>7,210 J</b>	<6,200 J	<52	<130	<1.1	<b>34,700 J</b>	<59 J	<b>154</b>	<1.4	<1.6	<1.3	<1.1
trans-1,2-Dichloroethene (trans-1,2-DCE)	µg/kg	1.40E+03	<1.2	<6,800	<6,800	<6,200 J	<52	<130	<1.1	<11,000	<59 J	<b>17.1</b>	<1.4	<1.6	<1.3	<1.1
1,2-Dichloropropane	µg/kg	-	<1.2	<2,700	<5,400	<4,900 J	<42	<130	<1.1	<9,100	<47 J	<0.95	<1.4	<1.6	<1.3	<1.1
1,3-Dichloropropane	µg/kg	-	<1.2	<2,300	<4,500	<4,100 J	<35	<130	<1.1	<7,600	<39 J	<0.79	<1.4	<1.6	<1.3	<1.1
2,2-Dichloropropane	µg/kg	-	<1.2	<3,200	<6,300	<5,700 J	<49	<130	<1.1	<11,000	<55 J	<1.1	<1.4	<1.6	<1.3	<1.1
1,1-Dichloropropene	µg/kg	-	<1.2	<2,900	<5,900	<5,300 J	<45	<130	<1.1	<9,800	<51 J	<1.0	<1.4	<1.6	<1.3	<1.1
cis-1,3-Dichloropropene	µg/kg	-	<1.2	<4,500	<4,500	<4,100 J	<35	<130	<1.1	<7,600	<39 J	<0.79	<1.4	<1.6	<1.3	<1.1
trans-1,3-Dichloropropene	µg/kg	-	<1.2	<5,000	<5,000	<4,500 J	<38	<130	<1.1	<8,300	<43 J	<0.87	<1.4	<1.6	<1.3	<1.1
Diisopropyl Ether (DIPE)	µg/kg	-	<1.2	<4,500	<4,500	<4,100 J	<35	<130	<1.1	<7,600	<39 J	<0.79	<1.4	<1.6	<1.3	<1.1
Ethyl tert-butyl ether (ETBE)	µg/kg	-	<1.2	<5,900	<5,900	<5,300 J	<45	<130	<1.1	<9,800	<51 J	<1.0	<1.4	<1.6	<1.3	<1.1
Ethylbenzene	µg/kg	7.50E+01	<1.2	<b>83,600</b>	<b>80,100</b>	<b>4,430 J</b>	<b>1,170</b>	<b>3,150</b>	<1.1	<b>484,000</b>	<b>42.2 J</b>	<b>5.5</b>	<1.4	<1.6	<1.3	<1.1
Hexachlorobutadiene	µg/kg	2.50E+04	<0.83	<9,000	<9,000	<8,200 J	<70	<88	<0.72	<15,000	<78 J	<1.6	<0.96	<1.0	<0.86	<0.75
2-Hexanone (methyl butyl ketone)	µg/kg	1.50E+04	<4.2	<12,000	<24,000	<22,000 J	<190	<440	<3.6	<41,000	<210 J	<4.3	<4.8	<5.2	<4.3	<3.7
Methyl tert-butyl ether (MTBE)	µg/kg	1.20E+03	<0.83	<4,500	<9,000	<8,200 J	<70	<88	<0.72	<15,000	<78 J	<b>2.9 J</b>	<0.96	<1.0	<0.86	<0.75
Methylene bromide	µg/kg	-	<2.1	<3,400	<6,800	<6,200 J	<52	<220	<1.8	<11,000	<59 J	<1.2	<2.4	<2.6	<2.1	<1.9
Methylene chloride	µg/kg	1.40E+02	<13	<10,000	<21,000	<19,000 J	<160	<1,400	<12	<b>57,400 J, B</b>	<180 J	<3.7	<15	<17	<14	<12
4-Methyl-2-pentanone (methyl isobutyl ketone)	µg/kg	1.60E+06	<12	<12,000	<25,000	<23,000 J	<190	<1,300	<11	<42,000	<220 J	<4.4	<14	<16	<13	<11
Naphthalene	µg/kg	3.50E+02	<1.2	<4,500	<9,000	<8,200 J	<b>90.4 J</b>	<130	<1.1	<b>16,300 J</b>	<78 J	<1.6	<1.4	<1.6	<1.3	<1.1
n-Propylbenzene	µg/kg	-	<1.2	<b>7,530 J</b>	<b>7,220 J</b>	<5,700 J	<b>81.3 J</b>	<130	<1.1	<b>27,300 J</b>	<55 J	<1.1	<1.4	<1.6	<1.3	<1.1
Styrene	µg/kg	1.90E+05	<0.83	<12,000	<12,000	<11,000 J	<91	<88	<0.72	<20,000	<100 J	<2.1	<0.96	<1.0	<0.86	<0.75
1,1,1,2-Tetrachloroethane	µg/kg	-	<0.83	<4,500	<4,500	<4,100 J	<35	<88	<0.72	<7,600	<39 J	<0.79	<0.96	<1.0	<0.86	<0.75
1,1,2,2-Tetrachloroethane	µg/kg	2.10E+01	<0.83	<2,700	<5,400	<4,900 J	<42	<88	<0.72	<9,100	<47 J	<0.95	<0.96	<1.0	<0.86	<0.75
Tetrachloroethene (PCE)	µg/kg	4.80E+00	<2.9	<b>3,980 J</b>	<4,500	<4,100 J	<35	<310	<2.5	<b>357,000</b>	<39 J	<b>7.2</b>	<b>5.5</b>	<b>5.6</b>	<3.0	<2.6
Toluene	µg/kg	2.20E+05	<1.2	<b>628,000</b>	<b>580,000</b>	<b>24,400 J</b>	<b>98.2 J</b>	<130	<1.1	<b>1,810,000 E</b>	<b>275 J</b>	<b>44.7</b>	<1.4	<1.6	<1.3	<1.1
1,2,3-Trichlorobenzene	µg/kg	-	<1.2	<2,300	<4,500	<4,100 J	<35	<130	<1.1	<7,600	<39 J	<0.79	<1.4	<1.6	<1.3	<1.1
1,2,4-Trichlorobenzene	µg/kg	2.40E+03	<1.2	<2,700	<5,400	<4,900 J	<42	<130	<1.1	<9,100	<47 J	<0.95	<1.4	<1.6	<1.3	<1.1
1,1,1-Trichloroethane (1,1,1-TCA)	µg/kg	3.50E+04	<1.2	<b>2,530 J</b>	<5,000	<4,500 J	<38	<130	<1.1	<b>680,000</b>	<b>182 J</b>	<b>57.6</b>	<1.4	<1.6	<1.3	<1.1
1,1,2-Trichloroethane (1,1,2-TCA)	µg/kg	2.60E+01	<0.83	<5,000	<b>10,800 J</b>	<4,500 J	<38	<88	<0.72	<8,300	<43 J	<b>1.8 J</b>	<0.96	<1.0	<0.86	<0.75

**Table 2d. Soil Analytical Results - Volatile Organic Compounds (VOCs) - Western Area**

Parameter	Units	RBTC	Site Data													
			N6-6.3	N7-0.3	N7-0.3 <sup>(6)</sup>	N7-2.8	N7-5.8	O6-3.7	O6-6.7	O8-1.2	O8-3.7	O8-6.7	OP3,4-1.0	OP3,4-1.0 <sup>(6)</sup>	OP3,4-3.5	OP3,4-6.5
Sample ID	-	-	N6	N7	N7	N7	N7	O6	O6	O8	O8	O8	OP3,4	OP3,4	OP3,4	OP3,4
Location	-	-	N6	N7	N7	N7	N7	O6	O6	O8	O8	O8	OP3,4	OP3,4	OP3,4	OP3,4
Depth	feet bgs	-	6.3	0.3	0.3	2.8	5.8	3.7	6.7	1.2	3.7	6.7	1.0	1.0	3.5	6.5
Date	mm/dd/yy	-	07/13/11	07/19/11	07/19/11	07/19/11	07/19/11	07/13/11	07/13/11	07/19/11	07/19/11	07/19/11	07/13/11	07/13/11	07/13/11	07/13/11
Trichloroethene (TCE)	µg/kg	1.80E+01	<0.83	<5,400	<5,400	<4,900 J	<42	<88	<0.72	<b>55,300</b>	<47 J	<b>170 E</b>	<b>1.7 J</b>	<b>2.2 J</b>	<0.86	<0.75
Trichlorofluoromethane (Freon 11)	µg/kg	-	<1.0	<9,000	<9,000	<8,200 J	<70	<110	<0.87	<15,000	<78 J	<1.6	<1.2	<1.2	<1.0	<0.90
1,2,3-Trichloropropane	µg/kg	-	<1.2	<3,800	<7,700	<7,000 J	<59	<130	<1.1	<13,000	<67 J	<1.3	<1.4	<1.6	<1.3	<1.1
1,2,4-Trimethylbenzene	µg/kg	8.50E+02	<1.2	<b>42,300</b>	<b>41,300</b>	<b>6,410 J</b>	<b>489</b>	<130	<1.1	<b>149,000</b>	<43 J	<b>1.0 J</b>	<1.4	<1.6	<1.3	<1.1
1,3,5-Trimethylbenzene	µg/kg	1.10E+07	<1.2	<b>14,300</b>	<b>14,300 J</b>	<5,300 J	<b>139 J</b>	<130	<1.1	<b>50,800</b>	<51 J	<1.0	<1.4	<1.6	<1.3	<1.1
Vinyl chloride	µg/kg	2.50E+00	<2.1	<3,400	<6,800	<6,200 J	<52	<220	<b>1.9 J</b>	<11,000	<59 J	<b>24.6</b>	<2.4	<2.6	<2.1	<1.9
Xylenes	µg/kg	8.90E+03	<3.3	<b>329,000</b>	<b>320,000</b>	<13,000 J	<b>2,540</b>	<b>11,800</b>	<2.9	<b>1,760,000</b>	<b>138 J</b>	<b>24.0</b>	<3.8	<4.1	<3.4	<3.0

Notes:

- (1) Volatile Organic Compounds (VOCs) analyzed using USEPA Method 8260B.
- (2) Laboratory data qualifiers are as follows.
  - J Indicates an estimated value.
  - B Indicates analyte found in associated method blank.
  - E Indicates value exceeds calibration range.
- (3)  Indicates an exceedance of the RBTC.
- (4) Bold font indicates a concentration detected at or above the method detection limit (MDL).
- (5) Sampling depths reported in feet below ground surface (feet bgs).
- (6) Sample is a field duplicate.
- Not applicable / not analyzed.

**Table 2d. Soil Analytical Results - Volatile Organic Compounds (VOCs) - Western Area**

Parameter	Units	RBTC	Site Data													
			OP4,5-1.0	OP4,5-3.5	OP4,5-6.5	OP 7,8-1.3	OP 7,8-3.8	OP 7,8-6.8	OP9-0.5	OP9-3.0	OP9-3.0 <sup>(6)</sup>	OP9-6.0	P1-0.8	P1-3.9	P1-3.9 <sup>(6)</sup>	P1-6.3
Sample ID	-	-	OP4,5	OP4,5	OP4,5	OP7,8	OP7,8	OP7,8	OP9	OP9	OP9	OP9	P1	P1	P1	P1
Location	-	-	OP4,5	OP4,5	OP4,5	OP7,8	OP7,8	OP7,8	OP9	OP9	OP9	OP9	P1	P1	P1	P1
Depth	feet bgs	-	1.0	3.5	6.5	1.3	3.8	6.8	0.5	3.0	3.0	6.0	0.8	3.9	3.9	6.3
Date	mm/dd/yy	-	07/13/11	07/13/11	07/13/11	07/19/11	07/19/11	07/19/11	07/19/11	07/19/11	07/19/11	07/19/11	07/12/11	07/12/11	07/12/11	07/12/11
Acetone	µg/kg	4.90E+07	<20	<b>98.2</b>	<b>36.9 J</b>	<70,000 J	<820 J	<690 J	<18,000 J	<33,000 J	<130,000 J	<730 J	<14	<b>18.9 J</b>	<b>20.0 J</b>	<17
tert-Amyl methyl ether (TAME)	µg/kg	-	<1.2	<1.1	<0.93	<4,600	<53	<45	<1,200	<2,100	<8,500	<47 J	<0.87	<1.0	<0.98	<1.0
Benzene	µg/kg	1.30E+01	<1.5	<1.4	<1.2	<5,300	<61	<52	<1,400	<2,500	<9,800	<b>64.3 J</b>	<1.1	<1.3	<1.2	<1.2
Bromobenzene	µg/kg	-	<1.5	<1.4	<1.2	<4,900	<57	<48	<1,300	<2,300	<9,200	<51 J	<1.1	<1.3	<1.2	<1.2
Bromodichloromethane	µg/kg	-	<1.0	<0.92	<0.78	<3,900	<45	<38	<1,000	<1,800	<7,200	<40 J	<0.72	<0.85	<0.82	<0.83
Bromoform	µg/kg	-	<1.0	<0.92	<0.78	<5,300	<61	<52	<1,400	<2,500	<9,800	<55 J	<0.72	<0.85	<0.82	<0.83
Bromomethane (methyl bromide)	µg/kg	-	<2.5	<2.3	<1.9	<7,000	<82	<69	<1,800	<3,300	<13,000	<73 J	<1.8	<2.1	<2.0	<2.1
2-Butanone (methyl ethyl ketone)	µg/kg	5.30E+06	<12	<b>14.6 J</b>	<9.3	<21,000 J	<250 J	<210 J	<b>50,600</b>	<b>20,200 J</b>	<40,000 J	<220 J	<8.7	<10	<9.8	<10
tert-Butyl alcohol (TBA)	µg/kg	-	<10	<9.2	<7.8	<70,000	<820	<690	<18,000	<33,000	<130,000	<730 J	<7.2	<8.5	<8.2	<8.3
n-Butylbenzene	µg/kg	-	<1.5	<1.4	<1.2	<b>4,840 J</b>	<53	<45	<1,200	<2,100	<8,500	<47 J	<1.1	<1.3	<1.2	<1.2
sec-Butylbenzene	µg/kg	-	<1.5	<1.4	<1.2	<5,600	<65	<55	<1,500	<2,600	<10,000	<58 J	<1.1	<1.3	<1.2	<1.2
tert-Butylbenzene	µg/kg	-	<1.5	<1.4	<1.2	<4,200	<49	<41	<1,100	<2,000	<7,900	<44 J	<1.1	<1.3	<1.2	<1.2
Carbon tetrachloride	µg/kg	-	<1.0	<0.92	<0.78	<6,300	<74	<62	<1,700	<2,900	<12,000	<66 J	<0.72	<0.85	<0.82	<0.83
Chlorobenzene	µg/kg	4.80E+03	<1.5	<1.4	<1.2	<3,500	<41	<34	<920	<1,600	<6,600	<b>63.1 J</b>	<1.1	<1.3	<1.2	<1.2
Chlorobromomethane (bromochloromethane)	µg/kg	-	<1.5	<1.4	<1.2	<4,900	<57	<48	<1,300	<2,300	<9,200	<51 J	<1.1	<1.3	<1.2	<1.2
Chlorodibromomethane (dibromochloromethane)	µg/kg	-	<1.0	<0.92	<0.78	<3,500	<41	<34	<920	<1,600	<6,600	<36 J	<0.72	<0.85	<0.82	<0.83
Chloroethane (ethyl chloride)	µg/kg	7.70E+04	<1.5	<1.4	<1.2	<7,000	<b>643</b>	<b>412</b>	<1,800	<3,300	<13,000	<73 J	<1.1	<1.3	<1.2	<1.2
Chloroform	µg/kg	2.90E+00	<1.5	<1.4	<1.2	<4,200	<49	<41	<1,100	<2,000	<7,900	<44 J	<1.1	<1.3	<1.2	<1.2
Chloromethane (methyl chloride)	µg/kg	7.30E+02	<1.5	<1.4	<1.2	<7,000	<82	<69	<1,800	<3,300	<13,000	<73 J	<1.1	<1.3	<1.2	<1.2
2-Chlorotoluene	µg/kg	-	<1.5	<1.4	<1.2	<4,200	<49	<41	<1,100	<2,000	<7,900	<44 J	<1.1	<1.3	<1.2	<1.2
4-Chlorotoluene	µg/kg	-	<1.5	<1.4	<1.2	<4,200	<49	<41	<1,100	<2,000	<7,900	<44 J	<1.1	<1.3	<1.2	<1.2
Cumene	µg/kg	3.10E+04	<1.5	<1.4	<1.2	<b>9,640 J</b>	<b>50.8 J</b>	<b>38.7 J</b>	<1,000	<b>1,800 J</b>	<7,200	<40 J	<1.1	<1.3	<1.2	<1.2
Cymene	µg/kg	-	<1.5	<1.4	<1.2	<4,200	<49	<41	<1,100	<2,000	<7,900	<44 J	<1.1	<1.3	<1.2	<1.2
1,2-Dibromo-3-chloropropane	µg/kg	-	<1.0	<0.92	<0.78	<8,100	<94	<79	<2,100	<3,800	<15,000	<84 J	<0.72	<0.85	<0.82	<0.83
1,2-Dibromoethane (ethylene dibromide)	µg/kg	-	<1.0	<0.92	<0.78	<3,500	<41	<34	<920	<1,600	<6,600	<36 J	<0.72	<0.85	<0.82	<0.83
1,2-Dichlorobenzene	µg/kg	5.10E+04	<1.5	<1.4	<1.2	<3,900	<b>116 J</b>	<b>54.5 J</b>	<1,000	<1,800	<7,200	<b>60.7 J</b>	<1.1	<1.3	<1.2	<1.2
1,3-Dichlorobenzene	µg/kg	-	<1.5	<1.4	<1.2	<4,200	<49	<41	<1,100	<2,000	<7,900	<44 J	<1.1	<1.3	<1.2	<1.2
1,4-Dichlorobenzene	µg/kg	5.00E+01	<1.5	<1.4	<1.2	<3,900	<45	<38	<1,000	<1,800	<7,200	<40 J	<1.1	<1.3	<1.2	<1.2
Dichlorodifluoromethane (Freon 12)	µg/kg	-	<1.0	<0.92	<0.78	<5,300	<61	<52	<1,400	<2,500	<9,800	<55 J	<0.72	<0.85	<0.82	<0.83
1,1-Dichloroethane (1,1-DCA)	µg/kg	2.80E+01	<1.0	<0.92	<0.78	<b>17,100 J</b>	<b>1,530</b>	<b>521</b>	<b>7,320</b>	<b>3,030 J</b>	<7,200	<40 J	<0.72	<0.85	<0.82	<0.83

**Table 2d. Soil Analytical Results - Volatile Organic Compounds (VOCs) - Western Area**

Parameter	Units	RBTC	Site Data													
			OP4,5-1.0	OP4,5-3.5	OP4,5-6.5	OP 7,8-1.3	OP 7,8-3.8	OP 7,8-6.8	OP9-0.5	OP9-3.0	OP9-3.0 <sup>(6)</sup>	OP9-6.0	P1-0.8	P1-3.9	P1-3.9 <sup>(6)</sup>	P1-6.3
Sample ID	-	-	OP4,5	OP4,5	OP4,5	OP7,8	OP7,8	OP7,8	OP9	OP9	OP9	OP9	P1	P1	P1	P1
Location	-	-	OP4,5	OP4,5	OP4,5	OP7,8	OP7,8	OP7,8	OP9	OP9	OP9	OP9	P1	P1	P1	P1
Depth	feet bgs	-	1.0	3.5	6.5	1.3	3.8	6.8	0.5	3.0	3.0	6.0	0.8	3.9	3.9	6.3
Date	mm/dd/yy	-	07/13/11	07/13/11	07/13/11	07/19/11	07/19/11	07/19/11	07/19/11	07/19/11	07/19/11	07/19/11	07/12/11	07/12/11	07/12/11	07/12/11
1,2-Dichloroethane (1,2-DCA)	µg/kg	8.80E+00	<1.5	<1.4	<1.2	<3,500	<41	<34	<920	<1,600	<6,600	<36 J	<1.1	<1.3	<1.2	<1.2
1,1-Dichloroethene (1,1-DCE)	µg/kg	9.00E+02	<1.5	<1.4	<1.2	<b>9,450 J</b>	<b>88.4 J</b>	<48	<1,300	<2,300	<9,200	<51 J	<1.1	<1.3	<1.2	<1.2
cis-1,2-Dichloroethene (cis-1,2-DCE)	µg/kg	2.30E+06	<b>3.1 J</b>	<1.4	<1.2	<b>18,500</b>	<b>750</b>	<52	<b>2,910 J</b>	<b>11,300</b>	<b>11,100 J</b>	<55 J	<1.1	<1.3	<1.2	<1.2
trans-1,2-Dichloroethene (trans-1,2-DCE)	µg/kg	1.40E+03	<1.5	<1.4	<1.2	<5,300	<61	<52	<1,400	<2,500	<9,800	<55 J	<1.1	<1.3	<1.2	<1.2
1,2-Dichloropropane	µg/kg	-	<1.5	<1.4	<1.2	<4,200	<49	<41	<1,100	<2,000	<7,900	<44 J	<1.1	<1.3	<1.2	<1.2
1,3-Dichloropropane	µg/kg	-	<1.5	<1.4	<1.2	<3,500	<41	<34	<920	<1,600	<6,600	<36 J	<1.1	<1.3	<1.2	<1.2
2,2-Dichloropropane	µg/kg	-	<1.5	<1.4	<1.2	<4,900	<57	<48	<1,300	<2,300	<9,200	<51 J	<1.1	<1.3	<1.2	<1.2
1,1-Dichloropropene	µg/kg	-	<1.5	<1.4	<1.2	<4,600	<53	<45	<1,200	<2,100	<8,500	<47 J	<1.1	<1.3	<1.2	<1.2
cis-1,3-Dichloropropene	µg/kg	-	<1.5	<1.4	<1.2	<3,500	<41	<34	<920	<1,600	<6,600	<36 J	<1.1	<1.3	<1.2	<1.2
trans-1,3-Dichloropropene	µg/kg	-	<1.5	<1.4	<1.2	<3,900	<45	<38	<1,000	<1,800	<7,200	<40 J	<1.1	<1.3	<1.2	<1.2
Diisopropyl Ether (DIPE)	µg/kg	-	<1.5	<1.4	<1.2	<3,500	<41	<34	<920	<1,600	<6,600	<36 J	<1.1	<1.3	<1.2	<1.2
Ethyl tert-butyl ether (ETBE)	µg/kg	-	<1.5	<1.4	<1.2	<4,600	<53	<45	<1,200	<2,100	<8,500	<47 J	<1.1	<1.3	<1.2	<1.2
Ethylbenzene	µg/kg	7.50E+01	<1.5	<1.4	<1.2	<b>150,000</b>	<b>1,480</b>	<b>1,160</b>	<b>17,400</b>	<b>60,600</b>	<b>65,800</b>	<b>893 J</b>	<1.1	<1.3	<1.2	<1.2
Hexachlorobutadiene	µg/kg	2.50E+04	<1.0	<0.92	<0.78	<7,000	<82	<69	<1,800	<3,300	<13,000	<73 J	<0.72	<0.85	<0.82	<0.83
2-Hexanone (methyl butyl ketone)	µg/kg	1.50E+04	<5.1	<4.6	<3.9	<19,000	<220	<190	<5,000	<8,800	<35,000	<200 J	<3.6	<4.2	<4.1	<4.1
Methyl tert-butyl ether (MTBE)	µg/kg	1.20E+03	<1.0	<0.92	<0.78	<7,000	<82	<69	<1,800	<3,300	<13,000	<73 J	<0.72	<0.85	<0.82	<0.83
Methylene bromide	µg/kg	-	<2.5	<2.3	<1.9	<5,300	<61	<52	<1,400	<2,500	<9,800	<55 J	<1.8	<2.1	<2.0	<2.1
Methylene chloride	µg/kg	1.40E+02	<16	<15	<12	<16,000	<b>197 J</b>	<160	<4,200	<7,500	<30,000	<b>188 J, B</b>	<12	<14	<13	<13
4-Methyl-2-pentanone (methyl isobutyl ketone)	µg/kg	1.60E+06	<15	<14	<12	<19,000	<220	<190	<b>21,800 J</b>	<9,000	<36,000	<200 J	<11	<13	<12	<12
Naphthalene	µg/kg	3.50E+02	<1.5	<1.4	<1.2	<7,000	<82	<69	<1,800	<3,300	<13,000	<b>87.2 J</b>	<1.1	<1.3	<1.2	<1.2
n-Propylbenzene	µg/kg	-	<1.5	<1.4	<1.2	<b>19,500</b>	<b>95.8 J</b>	<b>58.6 J</b>	<1,300	<b>3,010 J</b>	<9,200	<51 J	<1.1	<1.3	<1.2	<1.2
Styrene	µg/kg	1.90E+05	<1.0	<0.92	<0.78	<9,100	<110	<90	<b>3,100 J</b>	<4,300	<17,000	<95 J	<0.72	<0.85	<0.82	<0.83
1,1,1,2-Tetrachloroethane	µg/kg	-	<1.0	<0.92	<0.78	<3,500	<41	<34	<920	<1,600	<6,600	<36 J	<0.72	<0.85	<0.82	<0.83
1,1,2,2-Tetrachloroethane	µg/kg	2.10E+01	<1.0	<0.92	<0.78	<b>12,600 J</b>	<49	<41	<1,100	<2,000	<7,900	<44 J	<0.72	<0.85	<0.82	<0.83
Tetrachloroethene (PCE)	µg/kg	4.80E+00	<b>118</b>	<3.2	<2.7	<b>269,000</b>	<b>181 J</b>	<34	<b>6,780</b>	<1,600	<6,600	<b>130 J</b>	<2.5	<3.0	<2.9	<2.9
Toluene	µg/kg	2.20E+05	<1.5	<1.4	<1.2	<b>946,000</b>	<b>6,480</b>	<b>569</b>	<b>142,000</b>	<b>489,000 E</b>	<b>625,000</b>	<b>762 J</b>	<1.1	<1.3	<1.2	<1.2
1,2,3-Trichlorobenzene	µg/kg	-	<1.5	<1.4	<1.2	<3,500	<41	<34	<920	<1,600	<6,600	<36 J	<1.1	<1.3	<1.2	<1.2
1,2,4-Trichlorobenzene	µg/kg	2.40E+03	<1.5	<1.4	<1.2	<4,200	<49	<41	<1,100	<2,000	<7,900	<44 J	<1.1	<1.3	<1.2	<1.2
1,1,1-Trichloroethane (1,1,1-TCA)	µg/kg	3.50E+04	<1.5	<1.4	<1.2	<b>1,190,000</b>	<b>428</b>	<b>88.6 J</b>	<b>5,980</b>	<1,800	<7,200	<b>65.7 J</b>	<1.1	<1.3	<1.2	<1.2
1,1,2-Trichloroethane (1,1,2-TCA)	µg/kg	2.60E+01	<1.0	<0.92	<0.78	<3,900	<45	<38	<1,000	<1,800	<7,200	<40 J	<0.72	<0.85	<0.82	<0.83



**Table 2d. Soil Analytical Results - Volatile Organic Compounds (VOCs) - Western Area**

Parameter	Units	RBTC	Site Data													
			OP4,5-1.0	OP4,5-3.5	OP4,5-6.5	OP 7,8-1.3	OP 7,8-3.8	OP 7,8-6.8	OP9-0.5	OP9-3.0	OP9-3.0 <sup>(6)</sup>	OP9-6.0	P1-0.8	P1-3.9	P1-3.9 <sup>(6)</sup>	P1-6.3
Sample ID	-	-	OP4,5	OP4,5	OP4,5	OP7,8	OP7,8	OP7,8	OP9	OP9	OP9	OP9	P1	P1	P1	P1
Location	-	-	OP4,5	OP4,5	OP4,5	OP7,8	OP7,8	OP7,8	OP9	OP9	OP9	OP9	P1	P1	P1	P1
Depth	feet bgs	-	1.0	3.5	6.5	1.3	3.8	6.8	0.5	3.0	3.0	6.0	0.8	3.9	3.9	6.3
Date	mm/dd/yy	-	07/13/11	07/13/11	07/13/11	07/19/11	07/19/11	07/19/11	07/19/11	07/19/11	07/19/11	07/19/11	07/12/11	07/12/11	07/12/11	07/12/11
Trichloroethene (TCE)	µg/kg	1.80E+01	<b>27.2</b>	<0.92	<0.78	<b>334,000</b>	<b>74.7 J</b>	<41	<b>2,520 J</b>	<2,000	<7,900	<44 J	<0.72	<0.85	<0.82	<0.83
Trichlorofluoromethane (Freon 11)	µg/kg	-	<1.2	<1.1	<0.93	<7,000	<82	<69	<1,800	<3,300	<13,000	<73 J	<0.87	<1.0	<0.98	<1.0
1,2,3-Trichloropropane	µg/kg	-	<1.5	<1.4	<1.2	<6,000	<69	<59	<1,600	<2,800	<11,000	<62 J	<1.1	<1.3	<1.2	<1.2
1,2,4-Trimethylbenzene	µg/kg	8.50E+02	<1.5	<1.4	<1.2	<b>95,800</b>	<b>434</b>	<b>255</b>	<b>15,600</b>	<b>28,600</b>	<b>31,100 J</b>	<b>380 J</b>	<1.1	<1.3	<1.2	<1.2
1,3,5-Trimethylbenzene	µg/kg	1.10E+07	<1.5	<1.4	<1.2	<b>36,000</b>	<b>140 J</b>	<b>97.5 J</b>	<b>4,710</b>	<b>7,580 J</b>	<b>8,680 J</b>	<b>96.8 J</b>	<1.1	<1.3	<1.2	<1.2
Vinyl chloride	µg/kg	2.50E+00	<2.5	<2.3	<1.9	<5,300	<b>144 J</b>	<52	<1,400	<2,500	<9,800	<55 J	<1.8	<2.1	<2.0	<2.1
Xylenes	µg/kg	8.90E+03	<4.0	<3.7	<3.1	<b>653,000</b>	<b>5,150</b>	<b>4,510</b>	<b>104,000</b>	<b>287,000</b>	<b>319,000</b>	<b>3,940 J</b>	<2.9	<3.4	<3.3	<3.3

Notes:

- (1) Volatile Organic Compounds (VOCs) analyzed using USEPA Method 8260B.
- (2) Laboratory data qualifiers are as follows.
  - J Indicates an estimated value.
  - B Indicates analyte found in associated method blank.
  - E Indicates value exceeds calibration range.
- (3)   Indicates an exceedance of the RBTC.
- (4) Bold font indicates a concentration detected at or above the method detection limit (MDL).
- (5) Sampling depths reported in feet below ground surface (feet bgs).
- (6) Sample is a field duplicate.
- Not applicable / not analyzed.

**Table 2d. Soil Analytical Results - Volatile Organic Compounds (VOCs) - Western Area**

Parameter	Units	RBTC	Site Data													
			P6-1.0	P6-2.0	P6-6.5	PQ3,4-1.2	PQ3,4-1.2 <sup>(6)</sup>	PQ3,4-3.7	PQ3,4-6.7	PQ4,5-1.0	PQ4,5-3.5	PQ4,5-6.5	PQ 7,8-1.0	PQ 7,8-3.5	PQ 7,8-6.5	PQ 8-1.3
Sample ID	-	-	P6	P6	P6	PQ3,4	PQ3,4	PQ3,4	PQ3,4	PQ4,5	PQ4,5	PQ4,5	PQ7,8	PQ7,8	PQ7,8	PQ8
Location	-	-	P6	P6	P6	PQ3,4	PQ3,4	PQ3,4	PQ3,4	PQ4,5	PQ4,5	PQ4,5	PQ7,8	PQ7,8	PQ7,8	PQ8
Depth	feet bgs	-	1.0	2.0	6.5	1.2	1.2	3.7	6.7	1.0	3.5	6.5	1.0	3.5	6.5	1.3
Date	mm/dd/yy	-	07/13/11	07/13/11	07/13/11	07/13/11	07/13/11	07/13/11	07/13/11	07/13/11	07/13/11	07/13/11	07/19/11	07/19/11	07/19/11	07/19/11
Acetone	µg/kg	4.90E+07	<b>60.2 J</b>	<b>39.8 J</b>	<b>23.4 J</b>	<16	<17	<b>38.4 J</b>	<b>29.4 J</b>	<28	<b>61.2 J</b>	<b>34.9 J</b>	<150,000 J	<800 J	<720 J	<740 J
tert-Amyl methyl ether (TAME)	µg/kg	-	<1.4	<0.94	<0.86	<0.94	<1.0	<1.0	<1.1	<1.7	<1.1	<0.93	<10,000 J	<52	<46	<48
Benzene	µg/kg	1.30E+01	<1.8	<1.2	<1.1	<1.2	<1.2	<1.3	<1.3	<2.1	<1.4	<1.2	<12,000 J	<b>97.8 J</b>	<b>153 J</b>	<55
Bromobenzene	µg/kg	-	<1.8	<1.2	<1.1	<1.2	<1.2	<1.3	<1.3	<2.1	<1.4	<1.2	<11,000 J	<56	<50	<52
Bromodichloromethane	µg/kg	-	<1.2	<0.78	<0.72	<0.79	<0.83	<0.86	<0.89	<1.4	<0.91	<0.77	<8,500 J	<44	<39	<41
Bromoform	µg/kg	-	<1.2	<0.78	<0.72	<0.79	<0.83	<0.86	<0.89	<1.4	<0.91	<0.77	<12,000 J	<60	<54	<55
Bromomethane (methyl bromide)	µg/kg	-	<3.0	<2.0	<1.8	<2.0	<2.1	<2.1	<2.2	<3.5	<2.3	<1.9	<15,000 J	<80 J	<72	<74
2-Butanone (methyl ethyl ketone)	µg/kg	5.30E+06	<14	<9.4	<8.6	<9.4	<10	<10	<11	<17	<b>11.8 J</b>	<9.3	<47,000 J	<240 J	<220 J	<220 J
tert-Butyl alcohol (TBA)	µg/kg	-	<12	<7.8	<7.2	<7.9	<8.3	<8.6	<8.9	<14	<9.1	<7.7	<150,000 J	<800	<720	<740
n-Butylbenzene	µg/kg	-	<1.8	<1.2	<1.1	<1.2	<1.2	<1.3	<1.3	<2.1	<1.4	<1.2	<10,000 J	<52	<46	<48
sec-Butylbenzene	µg/kg	-	<1.8	<1.2	<1.1	<1.2	<1.2	<1.3	<1.3	<2.1	<1.4	<1.2	<12,000 J	<64	<57	<59
tert-Butylbenzene	µg/kg	-	<1.8	<1.2	<1.1	<1.2	<1.2	<1.3	<1.3	<2.1	<1.4	<1.2	<9,200 J	<48	<43	<44
Carbon tetrachloride	µg/kg	-	<1.2	<0.78	<0.72	<0.79	<0.83	<0.86	<0.89	<1.4	<0.91	<0.77	<14,000 J	<72	<64	<66
Chlorobenzene	µg/kg	4.80E+03	<1.8	<1.2	<b>52.3</b>	<b>1.7 J</b>	<b>2.7 J</b>	<b>13.0</b>	<b>1.5 J</b>	<2.1	<1.4	<1.2	<7,700 J	<40	<36	<37
Chlorobromomethane (bromochloromethane)	µg/kg	-	<1.8	<1.2	<1.1	<1.2	<1.2	<1.3	<1.3	<2.1	<1.4	<1.2	<11,000 J	<56	<50	<52
Chlorodibromomethane (dibromochloromethane)	µg/kg	-	<1.2	<0.78	<0.72	<0.79	<0.83	<0.86	<0.89	<1.4	<0.91	<0.77	<7,700 J	<40	<36	<37
Chloroethane (ethyl chloride)	µg/kg	7.70E+04	<1.8	<1.2	<1.1	<1.2	<1.2	<1.3	<1.3	<2.1	<1.4	<1.2	<15,000 J	<80 J	<b>234</b>	<74 J
Chloroform	µg/kg	2.90E+00	<1.8	<1.2	<1.1	<1.2	<1.2	<1.3	<1.3	<2.1	<1.4	<1.2	<9,200 J	<48	<43	<44
Chloromethane (methyl chloride)	µg/kg	7.30E+02	<1.8	<1.2	<1.1	<1.2	<1.2	<1.3	<1.3	<2.1	<1.4	<1.2	<15,000 J	<80	<72	<74
2-Chlorotoluene	µg/kg	-	<1.8	<1.2	<1.1	<1.2	<1.2	<1.3	<1.3	<2.1	<1.4	<1.2	<9,200 J	<48	<43	<b>161 J</b>
4-Chlorotoluene	µg/kg	-	<1.8	<1.2	<1.1	<1.2	<1.2	<1.3	<1.3	<2.1	<1.4	<1.2	<9,200 J	<48	<43	<44
Cumene	µg/kg	3.10E+04	<1.8	<1.2	<1.1	<1.2	<1.2	<1.3	<1.3	<2.1	<1.4	<1.2	<8,500 J	<44	<39	<b>94.0 J</b>
Cymene	µg/kg	-	<1.8	<1.2	<1.1	<1.2	<1.2	<1.3	<1.3	<2.1	<1.4	<1.2	<9,200 J	<48	<43	<44
1,2-Dibromo-3-chloropropane	µg/kg	-	<1.2	<0.78	<0.72	<0.79	<0.83	<0.86	<0.89	<1.4	<0.91	<0.77	<18,000 J	<92	<82	<85
1,2-Dibromoethane (ethylene dibromide)	µg/kg	-	<1.2	<0.78	<0.72	<0.79	<0.83	<0.86	<0.89	<1.4	<0.91	<0.77	<7,700 J	<40	<36	<37
1,2-Dichlorobenzene	µg/kg	5.10E+04	<1.8	<1.2	<1.1	<1.2	<1.2	<1.3	<1.3	<2.1	<1.4	<1.2	<8,500 J	<b>86.1 J</b>	<39	<41
1,3-Dichlorobenzene	µg/kg	-	<1.8	<1.2	<1.1	<1.2	<1.2	<1.3	<1.3	<2.1	<1.4	<1.2	<9,200 J	<48	<43	<44
1,4-Dichlorobenzene	µg/kg	5.00E+01	<1.8	<1.2	<1.1	<1.2	<1.2	<1.3	<1.3	<2.1	<1.4	<1.2	<8,500 J	<44	<39	<41
Dichlorodifluoromethane (Freon 12)	µg/kg	-	<1.2	<0.78	<0.72	<0.79	<0.83	<0.86	<0.89	<1.4	<0.91	<0.77	<12,000 J	<60	<54	<55
1,1-Dichloroethane (1,1-DCA)	µg/kg	2.80E+01	<1.2	<0.78	<0.72	<0.79	<0.83	<0.86	<0.89	<1.4	<0.91	<0.77	<b>18,800 J</b>	<b>59.7 J</b>	<39	<41

**Table 2d. Soil Analytical Results - Volatile Organic Compounds (VOCs) - Western Area**

Parameter	Units	RBTC	Site Data													
			P6-1.0	P6-2.0	P6-6.5	PQ3,4-1.2	PQ3,4-1.2 <sup>(6)</sup>	PQ3,4-3.7	PQ3,4-6.7	PQ4,5-1.0	PQ4,5-3.5	PQ4,5-6.5	PQ 7,8-1.0	PQ 7,8-3.5	PQ 7,8-6.5	PQ 8-1.3
Sample ID	-	-	P6	P6	P6	PQ3,4	PQ3,4	PQ3,4	PQ3,4	PQ4,5	PQ4,5	PQ4,5	PQ7,8	PQ7,8	PQ7,8	PQ8
Location	-	-	P6	P6	P6	PQ3,4	PQ3,4	PQ3,4	PQ3,4	PQ4,5	PQ4,5	PQ4,5	PQ7,8	PQ7,8	PQ7,8	PQ8
Depth	feet bgs	-	1.0	2.0	6.5	1.2	1.2	3.7	6.7	1.0	3.5	6.5	1.0	3.5	6.5	1.3
Date	mm/dd/yy	-	07/13/11	07/13/11	07/13/11	07/13/11	07/13/11	07/13/11	07/13/11	07/13/11	07/13/11	07/13/11	07/19/11	07/19/11	07/19/11	07/19/11
1,2-Dichloroethane (1,2-DCA)	µg/kg	8.80E+00	<1.8	<1.2	<1.1	<1.2	<1.2	<1.3	<1.3	<2.1	<1.4	<1.2	<7,700 J	<40	<36	<37
1,1-Dichloroethene (1,1-DCE)	µg/kg	9.00E+02	<1.8	<1.2	<1.1	<1.2	<1.2	<1.3	<1.3	<2.1	<1.4	<1.2	22,400 J	<56	<50	<52
cis-1,2-Dichloroethene (cis-1,2-DCE)	µg/kg	2.30E+06	4.8 J	<1.2	10.5	<1.2	<1.2	<1.3	<1.3	<2.1	<1.4	2.60	16,700 J	<60	<54	<55
trans-1,2-Dichloroethene (trans-1,2-DCE)	µg/kg	1.40E+03	<1.8	<1.2	2.4 J	<1.2	<1.2	<1.3	20.7	<2.1	<1.4	3.3 J	<12,000 J	<60	<54	<55
1,2-Dichloropropane	µg/kg	-	<1.8	<1.2	<1.1	<1.2	<1.2	<1.3	<1.3	<2.1	<1.4	<1.2	<9,200 J	<48	<43	<44
1,3-Dichloropropane	µg/kg	-	<1.8	<1.2	<1.1	<1.2	<1.2	<1.3	<1.3	<2.1	<1.4	<1.2	<7,700 J	<40	<36	<37
2,2-Dichloropropane	µg/kg	-	<1.8	<1.2	<1.1	<1.2	<1.2	<1.3	<1.3	<2.1	<1.4	<1.2	<11,000 J	<56	<50	<52
1,1-Dichloropropene	µg/kg	-	<1.8	<1.2	<1.1	<1.2	<1.2	<1.3	<1.3	<2.1	<1.4	<1.2	<10,000 J	<52	<46	<48
cis-1,3-Dichloropropene	µg/kg	-	<1.8	<1.2	<1.1	<1.2	<1.2	<1.3	<1.3	<2.1	<1.4	<1.2	<7,700 J	<40	<36	<37
trans-1,3-Dichloropropene	µg/kg	-	<1.8	<1.2	<1.1	<1.2	<1.2	<1.3	<1.3	<2.1	<1.4	<1.2	<8,500 J	<44	<39	<41
Diisopropyl Ether (DIPE)	µg/kg	-	<1.8	<1.2	<1.1	<1.2	<1.2	<1.3	<1.3	<2.1	<1.4	<1.2	<7,700 J	<40	<36	<37
Ethyl tert-butyl ether (ETBE)	µg/kg	-	<1.8	<1.2	<1.1	<1.2	<1.2	<1.3	<1.3	<2.1	<1.4	<1.2	<10,000 J	<52	<46	<48
Ethylbenzene	µg/kg	7.50E+01	<1.8	<1.2	<1.1	<1.2	<1.2	<1.3	<1.3	<2.1	<1.4	<1.2	148,000 J	<40	1,450	333
Hexachlorobutadiene	µg/kg	2.50E+04	<1.2	<0.78	<0.72	<0.79	<0.83	<0.86	<0.89	<1.4	<0.91	<0.77	<15,000 J	<80	<72	<74
2-Hexanone (methyl butyl ketone)	µg/kg	1.50E+04	<6.0	<3.9	<3.6	<3.9	<4.2	<4.3	<4.5	<7.0	<4.6	<3.9	<42,000 J	<220	<190	<200 J
Methyl tert-butyl ether (MTBE)	µg/kg	1.20E+03	<1.2	<0.78	<0.72	<0.79	<0.83	<0.86	<0.89	<1.4	<0.91	<0.77	<15,000 J	<80	<72	<74
Methylene bromide	µg/kg	-	<3.0	<2.0	<1.8	<2.0	<2.1	<2.1	<2.2	<3.5	<2.3	<1.9	<12,000 J	<60	<54	<55
Methylene chloride	µg/kg	1.40E+02	<19	<13	<12	<13	<13	<14	<14	<23	<15	<12	<35,000 J	<180	<160	<170
4-Methyl-2-pentanone (methyl isobutyl ketone)	µg/kg	1.60E+06	<18	<12	<11	<12	<12	<13	<13	<21	<14	<12	<42,000 J	<220	<200	<200
Naphthalene	µg/kg	3.50E+02	<1.8	<1.2	<1.1	<1.2	<1.2	<1.3	<1.3	<2.1	<1.4	<1.2	<15,000 J	<80	<72	<74
n-Propylbenzene	µg/kg	-	<1.8	<1.2	<1.1	<1.2	<1.2	<1.3	<1.3	<2.1	<1.4	<1.2	12,600 J	76.3 J	<50	112 J
Styrene	µg/kg	1.90E+05	<1.2	<0.78	<0.72	<0.79	<0.83	<0.86	<0.89	<1.4	<0.91	<0.77	<20,000 J	<100	<93	<96
1,1,1,2-Tetrachloroethane	µg/kg	-	<1.2	<0.78	<0.72	<0.79	<0.83	<0.86	<0.89	<1.4	<0.91	<0.77	<7,700 J	<40	<36	<37
1,1,2,2-Tetrachloroethane	µg/kg	2.10E+01	<1.2	<0.78	<0.72	<0.79	<0.83	<0.86	<0.89	<1.4	<0.91	<0.77	<9,200 J	<48	<43	<44
Tetrachloroethene (PCE)	µg/kg	4.80E+00	<4.2	<2.7	<2.5	7.8	10.6	<3.0	<3.1	<4.9	<3.2	<2.7	242,000 J	140 J	<36	<37
Toluene	µg/kg	2.20E+05	<1.8	<1.2	<1.1	<1.2	<1.2	<1.3	<1.3	<2.1	<1.4	<1.2	645,000 J	796	49.6 J	118 J
1,2,3-Trichlorobenzene	µg/kg	-	<1.8	<1.2	<1.1	<1.2	<1.2	<1.3	<1.3	<2.1	<1.4	<1.2	<7,700 J	<40	<36	<37
1,2,4-Trichlorobenzene	µg/kg	2.40E+03	<1.8	<1.2	<1.1	<1.2	<1.2	<1.3	<1.3	<2.1	<1.4	<1.2	<9,200 J	<48	<43	<44
1,1,1-Trichloroethane (1,1,1-TCA)	µg/kg	3.50E+04	<1.8	<1.2	<1.1	<1.2	<1.2	<1.3	<1.3	<2.1	<1.4	<1.2	1,000,000 J	539	<39	<41
1,1,2-Trichloroethane (1,1,2-TCA)	µg/kg	2.60E+01	<1.2	<0.78	<0.72	<0.79	<0.83	<0.86	<0.89	<1.4	<0.91	<0.77	<8,500 J	<44	<39	<41

**Table 2d. Soil Analytical Results - Volatile Organic Compounds (VOCs) - Western Area**

Parameter	Units	RBTC	Site Data													
			P6-1.0	P6-2.0	P6-6.5	PQ3,4-1.2	PQ3,4-1.2 <sup>(6)</sup>	PQ3,4-3.7	PQ3,4-6.7	PQ4,5-1.0	PQ4,5-3.5	PQ4,5-6.5	PQ 7,8-1.0	PQ 7,8-3.5	PQ 7,8-6.5	PQ 8-1.3
Sample ID	–	–	P6	P6	P6	PQ3,4	PQ3,4	PQ3,4	PQ3,4	PQ4,5	PQ4,5	PQ4,5	PQ7,8	PQ7,8	PQ7,8	PQ8
Location	–	–	P6	P6	P6	PQ3,4	PQ3,4	PQ3,4	PQ3,4	PQ4,5	PQ4,5	PQ4,5	PQ7,8	PQ7,8	PQ7,8	PQ8
Depth	feet bgs	–	1.0	2.0	6.5	1.2	1.2	3.7	6.7	1.0	3.5	6.5	1.0	3.5	6.5	1.3
Date	mm/dd/yy	–	07/13/11	07/13/11	07/13/11	07/13/11	07/13/11	07/13/11	07/13/11	07/13/11	07/13/11	07/13/11	07/19/11	07/19/11	07/19/11	07/19/11
Trichloroethene (TCE)	µg/kg	1.80E+01	<1.2	<0.78	<0.72	<b>5.0</b>	<b>7.8</b>	<0.86	<0.89	<1.4	<0.91	<0.77	<b>218,000 J</b>	<b>125 J</b>	<43	<44
Trichlorofluoromethane (Freon 11)	µg/kg	–	<1.4	<0.94	<0.86	<0.94	<1.0	<1.0	<1.1	<1.7	<1.1	<0.93	<15,000 J	<80	<72	<74
1,2,3-Trichloropropane	µg/kg	–	<1.8	<1.2	<1.1	<1.2	<1.2	<1.3	<1.3	<2.1	<1.4	<1.2	<13,000 J	<68	<61	<63
1,2,4-Trimethylbenzene	µg/kg	8.50E+02	<1.8	<1.2	<1.1	<1.2	<1.2	<1.3	<1.3	<2.1	<1.4	<1.2	<b>80,000 J</b>	<b>240</b>	<b>155 J</b>	<b>679</b>
1,3,5-Trimethylbenzene	µg/kg	1.10E+07	<1.8	<1.2	<1.1	<1.2	<1.2	<1.3	<1.3	<2.1	<1.4	<1.2	<b>31,500 J</b>	<b>55.8 J</b>	<46	<b>288</b>
Vinyl chloride	µg/kg	2.50E+00	<3.0	<2.0	<1.8	<2.0	<2.1	<2.1	<2.2	<3.5	<2.3	<b>5.9</b>	<12,000 J	<60	<54	<55
Xylenes	µg/kg	8.90E+03	<4.8	<3.1	<2.9	<3.1	<3.3	<3.4	<3.6	<5.6	<3.6	<3.1	<b>630,000 J</b>	<b>943</b>	<b>4,440</b>	<b>1,720</b>

Notes:

- (1) Volatile Organic Compounds (VOCs) analyzed using USEPA Method 8260B.
- (2) Laboratory data qualifiers are as follows.
  - J Indicates an estimated value.
  - B Indicates analyte found in associated method blank.
  - E Indicates value exceeds calibration range.
- (3)   Indicates an exceedance of the RBTC.
- (4) Bold font indicates a concentration detected at or above the method detection limit (MDL).
- (5) Sampling depths reported in feet below ground surface (feet bgs).
- (6) Sample is a field duplicate.
- Not applicable / not analyzed.

**Table 2d. Soil Analytical Results - Volatile Organic Compounds (VOCs) - Western Area**

Parameter	Units	RBTC	Site Data													
			PQ 8-3.8	PQ 8-6.8	PQ 8,9-0.5	PQ 8,9-2.9	Q6-3.3	Q6-6.3	Q10-2.0	Q10-6.0	QR3,4-1.0	QR3,4-3.5	QR3,4-6.5	QR4,5-1.3	QR4,5-1.3 <sup>(6)</sup>	QR4,5-3.3
Sample ID	–	–	PQ8	PQ8	PQ8,9	PQ8,9	Q6	Q6	Q10	Q10	QR3,4	QR3,4	QR3,4	QR4,5	QR4,5	QR4,5
Location	–	–	PQ8	PQ8	PQ8,9	PQ8,9	Q6	Q6	Q10	Q10	QR3,4	QR3,4	QR3,4	QR4,5	QR4,5	QR4,5
Depth	feet bgs	–	3.8	6.8	0.5	2.9	3.3	6.3	2.0	6.0	1.0	3.5	6.5	1.3	1.3	3.3
Date	mm/dd/yy	–	07/19/11	07/19/11	07/19/11	07/19/11	07/13/11	07/13/11	07/14/11	07/14/11	07/13/11	07/13/11	07/13/11	07/13/11	07/13/11	07/13/11
Acetone	μg/kg	4.90E+07	<3,800 J	<b>22.9 J</b>	<1,900 J	<27,000 J	<920	<b>30.4 J</b>	<160,000 J	<850 J	<19	<b>76.1 J</b>	<b>34.0 J</b>	<b>16.5 J</b>	<b>30.0 J</b>	<b>34.6 J</b>
tert-Amyl methyl ether (TAME)	μg/kg	–	<240	<0.94	<120	<1,800	<55	<0.88	<11,000	<55	<1.1	<0.97	<0.95	<0.91	<1.2	<0.88
Benzene	μg/kg	1.30E+01	<280	<b>8.1</b>	<b>837</b>	<2,000	<69	<b>6.4</b>	<12,000	<b>180 J</b>	<1.4	<1.2	<1.2	<1.1	<1.5	<1.1
Bromobenzene	μg/kg	–	<260	<1.0	<b>247 J</b>	<1,900	<69	<1.1	<b>152,000</b>	<59	<1.4	<1.2	<1.2	<1.1	<1.5	<1.1
Bromodichloromethane	μg/kg	–	<210	<0.79	<110	<1,500	<46	<0.73	<9,000	<47	<0.95	<0.81	<0.79	<0.76	<0.97	<0.73
Bromoform	μg/kg	–	<280	<1.1	<140	<2,000	<46	<0.73	<12,000	<64	<0.95	<0.81	<0.79	<0.76	<0.97	<0.73
Bromomethane (methyl bromide)	μg/kg	–	<380	<1.4	<190	<2,700	<120	<1.8	<16,000	<85	<2.4	<2.0	<2.0	<1.9	<2.4	<1.8
2-Butanone (methyl ethyl ketone)	μg/kg	5.30E+06	<b>1,240 J</b>	<b>5.6 J</b>	<590 J	<8,300 J	<550	<8.8	<50,000 J	<260 J	<11	<b>17.9 J</b>	<9.5	<9.1	<12	<8.8
tert-Butyl alcohol (TBA)	μg/kg	–	<3,800	<b>56.1</b>	<1,900	<27,000	<460	<7.3	<160,000	<850	<9.5	<8.1	<7.9	<7.6	<9.7	<7.3
n-Butylbenzene	μg/kg	–	<240	<0.94	<120	<1,800	<69	<1.1	<11,000	<55	<1.4	<1.2	<1.2	<1.1	<1.5	<1.1
sec-Butylbenzene	μg/kg	–	<300	<b>1.3 J</b>	<150	<2,200	<69	<1.1	<13,000	<68	<1.4	<1.2	<1.2	<1.1	<1.5	<1.1
tert-Butylbenzene	μg/kg	–	<230	<b>2.1 J</b>	<120	<1,600	<69	<1.1	<9,800	<51	<1.4	<1.2	<1.2	<1.1	<1.5	<1.1
Carbon tetrachloride	μg/kg	–	<340	<1.3	<170	<2,500	<46	<0.73	<15,000	<76	<0.95	<0.81	<0.79	<0.76	<0.97	<0.73
Chlorobenzene	μg/kg	4.80E+03	<190	<b>11.8</b>	<96	<1,400	<69	<b>1.4 J</b>	<8,200	<42	<1.4	<1.2	<1.2	<b>1.3 J</b>	<b>1.9 J</b>	<b>11.7</b>
Chlorobromomethane (bromochloromethane)	μg/kg	–	<260	<1.0	<130	<1,900	<69	<1.1	<11,000	<59	<1.4	<1.2	<1.2	<1.1	<1.5	<1.1
Chlorodibromomethane (dibromochloromethane)	μg/kg	–	<190	<0.72	<96	<1,400	<46	<0.73	<8,200	<42	<0.95	<0.81	<0.79	<0.76	<0.97	<0.73
Chloroethane (ethyl chloride)	μg/kg	7.70E+04	<380	<b>10 J</b>	<190	<2,700	<69	<b>50.2</b>	<16,000	<85	<1.4	<1.2	<1.2	<1.1	<1.5	<1.1
Chloroform	μg/kg	2.90E+00	<230	<0.87	<120	<1,600	<69	<1.1	<9,800	<51	<1.4	<1.2	<1.2	<1.1	<1.5	<1.1
Chloromethane (methyl chloride)	μg/kg	7.30E+02	<380	<1.4	<190	<2,700	<69	<1.1	<16,000	<85	<1.4	<1.2	<1.2	<1.1	<1.5	<1.1
2-Chlorotoluene	μg/kg	–	<230	<0.87	<120	<1,600	<69	<1.1	<9,800	<51	<1.4	<1.2	<1.2	<1.1	<1.5	<1.1
4-Chlorotoluene	μg/kg	–	<230	<0.87	<120	<1,600	<69	<1.1	<9,800	<51	<1.4	<1.2	<1.2	<1.1	<1.5	<1.1
Cumene	μg/kg	3.10E+04	<210	<b>2.9 J</b>	<b>124 J</b>	<1,500	<69	<1.1	<9,000	<47	<1.4	<1.2	<1.2	<1.1	<1.5	<1.1
Cymene	μg/kg	–	<230	<0.87	<120	<1,600	<69	<1.1	<9,800	<51	<1.4	<1.2	<1.2	<1.1	<1.5	<1.1
1,2-Dibromo-3-chloropropane	μg/kg	–	<430 J	<1.7	<220	<3,100	<46	<0.73	<19,000	<98	<0.95	<0.81	<0.79	<0.76	<0.97	<0.73
1,2-Dibromoethane (ethylene dibromide)	μg/kg	–	<190	<0.72	<96	<1,400	<46	<0.73	<8,200	<42	<0.95	<0.81	<0.79	<0.76	<0.97	<0.73
1,2-Dichlorobenzene	μg/kg	5.10E+04	<210	<b>10.3</b>	<110	<1,500	<69	<1.1	<9,000	<47	<1.4	<1.2	<1.2	<1.1	<1.5	<1.1
1,3-Dichlorobenzene	μg/kg	–	<230	<0.87	<120	<1,600	<69	<1.1	<9,800	<51	<1.4	<1.2	<1.2	<1.1	<1.5	<1.1
1,4-Dichlorobenzene	μg/kg	5.00E+01	<210	<b>1.8 J</b>	<110 J	<1,500	<69	<1.1	<9,000	<47	<1.4	<1.2	<1.2	<1.1	<1.5	<1.1
Dichlorodifluoromethane (Freon 12)	μg/kg	–	<280	<1.1	<140	<2,000	<46	<0.73	<12,000	<64	<0.95	<0.81	<0.79	<0.76	<0.97	<0.73
1,1-Dichloroethane (1,1-DCA)	μg/kg	2.80E+01	<b>2,350</b>	<b>3.5 J</b>	<b>1,580</b>	<1,500	<46	<b>76.4</b>	<9,000	<47	<0.95	<0.81	<0.79	<0.76	<0.97	<0.73

**Table 2d. Soil Analytical Results - Volatile Organic Compounds (VOCs) - Western Area**

Parameter	Units	RBTC	Site Data													
Sample ID	-	-	PQ 8-3.8	PQ 8-6.8	PQ 8,9-0.5	PQ 8,9-2.9	Q6-3.3	Q6-6.3	Q10-2.0	Q10-6.0	QR3,4-1.0	QR3,4-3.5	QR3,4-6.5	QR4,5-1.3	QR4,5-1.3 <sup>(6)</sup>	QR4,5-3.3
Location	-	-	PQ8	PQ8	PQ8,9	PQ8,9	Q6	Q6	Q10	Q10	QR3,4	QR3,4	QR3,4	QR4,5	QR4,5	QR4,5
Depth	feet bgs	-	3.8	6.8	0.5	2.9	3.3	6.3	2.0	6.0	1.0	3.5	6.5	1.3	1.3	3.3
Date	mm/dd/yy	-	07/19/11	07/19/11	07/19/11	07/19/11	07/13/11	07/13/11	07/14/11	07/14/11	07/13/11	07/13/11	07/13/11	07/13/11	07/13/11	07/13/11
1,2-Dichloroethane (1,2-DCA)	µg/kg	8.80E+00	<190	<0.72	<96	<1,400	<69	<b>1.1 J</b>	<8,200	<42	<1.4	<1.2	<1.2	<1.1	<1.5	<1.1
1,1-Dichloroethene (1,1-DCE)	µg/kg	9.00E+02	<260	<1.0	<130	<1,900	<69	<1.1	<11,000	<59	<1.4	<1.2	<1.2	<1.1	<1.5	<1.1
cis-1,2-Dichloroethene (cis-1,2-DCE)	µg/kg	2.30E+06	<b>2,470</b>	<b>2.6 J</b>	<b>3,980</b>	<2,000	<69	<b>15.2</b>	<b>18,500 J</b>	<64	<1.4	<b>4.0 J</b>	<1.2	<b>2.2 J</b>	<b>3.0 J</b>	<1.1
trans-1,2-Dichloroethene (trans-1,2-DCE)	µg/kg	1.40E+03	<280	<b>2.2 J</b>	<140	<2,000	<69	<b>3.9</b>	<12,000	<64	<1.4	<b>1.2 J</b>	<1.2	<b>5.2</b>	<b>7.2</b>	<1.1
1,2-Dichloropropane	µg/kg	-	<230	<0.87	<120	<1,600	<69	<1.1	<9,800	<51	<1.4	<1.2	<1.2	<1.1	<1.5	<1.1
1,3-Dichloropropane	µg/kg	-	<190	<0.72	<96	<1,400	<69	<1.1	<8,200	<42	<1.4	<1.2	<1.2	<1.1	<1.5	<1.1
2,2-Dichloropropane	µg/kg	-	<260	<1.0	<130	<1,900	<69	<1.1	<11,000	<59	<1.4	<1.2	<1.2	<1.1	<1.5	<1.1
1,1-Dichloropropene	µg/kg	-	<240	<0.94	<120	<1,800	<69	<1.1	<11,000	<55	<1.4	<1.2	<1.2	<1.1	<1.5	<1.1
cis-1,3-Dichloropropene	µg/kg	-	<190	<0.72	<96	<1,400	<69	<1.1	<8,200	<42	<1.4	<1.2	<1.2	<1.1	<1.5	<1.1
trans-1,3-Dichloropropene	µg/kg	-	<210	<0.79	<110	<1,500	<69	<1.1	<9,000	<47	<1.4	<1.2	<1.2	<1.1	<1.5	<1.1
Diisopropyl Ether (DIPE)	µg/kg	-	<190	<0.72	<96	<1,400	<69	<1.1	<8,200	<42	<1.4	<1.2	<1.2	<1.1	<1.5	<1.1
Ethyl tert-butyl ether (ETBE)	µg/kg	-	<240	<0.94	<120	<1,800	<69	<1.1	<11,000	<55	<1.4	<1.2	<1.2	<1.1	<1.5	<1.1
Ethylbenzene	µg/kg	7.50E+01	<b>4,970</b>	<b>45.1</b>	<b>3,910 J</b>	<b>55,300</b>	<b>313</b>	<1.1	<b>56,500</b>	<b>125 J</b>	<1.4	<1.2	<1.2	<1.1	<1.5	<1.1
Hexachlorobutadiene	µg/kg	2.50E+04	<380	<1.4	<190	<2,700	<46	<0.73	<16,000	<85	<0.95	<0.81	<0.79	<0.76	<0.97	<0.73
2-Hexanone (methyl butyl ketone)	µg/kg	1.50E+04	<1,000 J	<3.9	<520 J	<7,400	<230	<3.7	<44,000	<230	<4.8	<4.1	<4.0	<3.8	<4.8	<3.7
Methyl tert-butyl ether (MTBE)	µg/kg	1.20E+03	<380	<b>2.1 J</b>	<190	<2,700	<46	<0.73	<16,000	<85	<0.95	<0.81	<0.79	<0.76	<0.97	<0.73
Methylene bromide	µg/kg	-	<280	<1.1	<140	<2,000	<120	<1.8	<12,000	<64	<2.4	<2.0	<2.0	<1.9	<2.4	<1.8
Methylene chloride	µg/kg	1.40E+02	<b>1,050 J</b>	<3.3	<b>442 J</b>	<6,300	<740	<12	<b>45,100 J</b>	<200	<15	<13	<13	<12	<16	<12
4-Methyl-2-pentanone (methyl isobutyl ketone)	µg/kg	1.60E+06	<b>1,220 J</b>	<4.0	<530	<7,500	<690	<11	<45,000	<230	<14	<12	<12	<11	<15	<11
Naphthalene	µg/kg	3.50E+02	<380	<1.4	<b>390 J</b>	<2,700	<69	<1.1	<16,000	<85	<1.4	<1.2	<1.2	<1.1	<1.5	<1.1
n-Propylbenzene	µg/kg	-	<260	<b>2.6 J</b>	<b>186 J</b>	<b>2,470 J</b>	<69	<1.1	<11,000	<59	<1.4	<1.2	<1.2	<1.1	<1.5	<1.1
Styrene	µg/kg	1.90E+05	<490	<1.9	<250	<3,600	<46	<0.73	<21,000	<110	<0.95	<0.81	<0.79	<0.76	<0.97	<0.73
1,1,1,2-Tetrachloroethane	µg/kg	-	<190	<0.72	<96	<1,400	<46	<0.73	<8,200	<42	<0.95	<0.81	<0.79	<0.76	<0.97	<0.73
1,1,2,2-Tetrachloroethane	µg/kg	2.10E+01	<230	<0.87	<120	<1,600	<46	<0.73	<9,800	<51	<0.95	<0.81	<0.79	<0.76	<0.97	<0.73
Tetrachloroethene (PCE)	µg/kg	4.80E+00	<190	<0.72	<b>678</b>	<b>17,300</b>	<160	<2.6	<b>80,000</b>	<42	<b>3.7 J</b>	<2.8	<2.8	<b>4.0</b>	<3.4	<2.6
Toluene	µg/kg	2.20E+05	<b>21,300 J</b>	<b>98.5</b>	<b>15,100 J</b>	<b>231,000</b>	<69	<1.1	<b>1,040,000</b>	<b>544</b>	<1.4	<1.2	<1.2	<1.1	<1.5	<1.1
1,2,3-Trichlorobenzene	µg/kg	-	<190	<0.72	<96	<1,400	<69	<1.1	<8,200	<42	<1.4	<1.2	<1.2	<1.1	<1.5	<1.1
1,2,4-Trichlorobenzene	µg/kg	2.40E+03	<230	<0.87	<120	<1,600	<69	<1.1	<9,800	<51	<1.4	<1.2	<1.2	<1.1	<1.5	<1.1
1,1,1-Trichloroethane (1,1,1-TCA)	µg/kg	3.50E+04	<210	<b>1.6 J</b>	<b>1,370</b>	<b>2,290 J</b>	<69	<1.1	<9,000	<47	<1.4	<1.2	<1.2	<1.1	<1.5	<1.1
1,1,2-Trichloroethane (1,1,2-TCA)	µg/kg	2.60E+01	<210	<0.79	<110	<1,500	<46	<0.73	<9,000	<47	<0.95	<0.81	<0.79	<0.76	<0.97	<0.73

**Table 2d. Soil Analytical Results - Volatile Organic Compounds (VOCs) - Western Area**

Parameter	Units	RBTC	Site Data													
			PQ 8-3.8	PQ 8-6.8	PQ 8,9-0.5	PQ 8,9-2.9	Q6-3.3	Q6-6.3	Q10-2.0	Q10-6.0	QR3,4-1.0	QR3,4-3.5	QR3,4-6.5	QR4,5-1.3	QR4,5-1.3 <sup>(6)</sup>	QR4,5-3.3
Sample ID	-	-	PQ8	PQ8	PQ8,9	PQ8,9	Q6	Q6	Q10	Q10	QR3,4	QR3,4	QR3,4	QR4,5	QR4,5	QR4,5
Location	-	-														
Depth	feet bgs	-	3.8	6.8	0.5	2.9	3.3	6.3	2.0	6.0	1.0	3.5	6.5	1.3	1.3	3.3
Date	mm/dd/yy	-	07/19/11	07/19/11	07/19/11	07/19/11	07/13/11	07/13/11	07/14/11	07/14/11	07/13/11	07/13/11	07/13/11	07/13/11	07/13/11	07/13/11
Trichloroethene (TCE)	µg/kg	1.80E+01	<230	<0.87	<b>151 J</b>	<1,600	<46	<b>1.7 J</b>	<b>21,300 J</b>	<51	<0.95	<0.81	<0.79	<b>5.2</b>	<b>6.3</b>	<0.73
Trichlorofluoromethane (Freon 11)	µg/kg	-	<380	<1.4	<190	<2,700	<55	<0.88	<16,000	<85	<1.1	<0.97	<0.95	<0.91	<1.2	<0.88
1,2,3-Trichloropropane	µg/kg	-	<320	<1.2	<160	<2,300	<69	<1.1	<14,000	<72	<1.4	<1.2	<1.2	<1.1	<1.5	<1.1
1,2,4-Trimethylbenzene	µg/kg	8.50E+02	<b>1,140</b>	<b>11.1</b>	<b>1,220</b>	<b>21,000</b>	<b>246</b>	<1.1	<b>72,900</b>	<47	<1.4	<1.2	<1.2	<1.1	<1.5	<1.1
1,3,5-Trimethylbenzene	µg/kg	1.10E+07	<b>300 J</b>	<b>2.9 J</b>	<b>399 J</b>	<b>5,300 J</b>	<69	<1.1	<b>22,700 J</b>	<55	<1.4	<1.2	<1.2	<1.1	<1.5	<1.1
Vinyl chloride	µg/kg	2.50E+00	<280	<b>3.1 J</b>	<140	<2,000	<120	<b>6.7</b>	<12,000	<64	<2.4	<2.0	<2.0	<1.9	<2.4	<1.8
Xylenes	µg/kg	8.90E+03	<b>22,200 J</b>	<b>174</b>	<b>15,800 J</b>	<b>254,000</b>	<b>959</b>	<2.9	<b>272,000</b>	<b>344 J</b>	<3.8	<3.2	<3.2	<3.0	<3.9	<2.9

Notes:

- (1) Volatile Organic Compounds (VOCs) analyzed using USEPA Method 8260B.
  - (2) Laboratory data qualifiers are as follows.
    - J Indicates an estimated value.
    - B Indicates analyte found in associated method blank.
    - E Indicates value exceeds calibration range.
  - (3)   Indicates an exceedance of the RBTC.
  - (4) Bold font indicates a concentration detected at or above the method detection limit (MDL).
  - (5) Sampling depths reported in feet below ground surface (feet bgs).
  - (6) Sample is a field duplicate.
- Not applicable / not analyzed.

**Table 2d. Soil Analytical Results - Volatile Organic Compounds (VOCs) - Western Area**

Parameter	Units	RBTC	Site Data													
Sample ID	-	-	QR4,5-6.8	QR 7,8-1.0	QR 7,8-3.5	QR 7,8-6.5	QR 8,9-0.9	QR 8,9-3.4	QR 8,9-6.4	R6-0.5	R6-3.0	R6-6.0	R10-0.5	R10-2.5	R10-6.0	R11-3.0
Location	-	-	QR4,5	QR7,8	QR7,8	QR7,8	QR8,9	QR8,9	QR8,9	R6	R6	R6	R10	R10	R10	R11
Depth	feet bgs	-	6.8	1.0	3.5	6.5	0.9	3.4	6.4	0.5	3.0	6.0	0.5	2.5	6.0	3.0
Date	mm/dd/yy	-	07/13/11	07/19/11	07/19/11	07/19/11	07/19/11	07/19/11	07/19/11	07/14/11	07/14/11	07/14/11	07/14/11	07/14/11	07/14/11	07/14/11
Acetone	µg/kg	4.90E+07	<b>28.7 J</b>	<4,200 J	<7,100 J	<690 J	<b>28.8 J</b>	<15,000 J	<3,800 J	<b>24.8 J</b>	<16 J	<15 J	<16 J	<16,000 J	<860 J	<7,100 J
tert-Amyl methyl ether (TAME)	µg/kg	-	<0.94	<270	<460	<45	<0.98	<950	<250	<1.3	<1.1	<1.0 J	<1.0 J	<1,000 J	<56 J	<460
Benzene	µg/kg	1.30E+01	<1.2	<b>1,200</b>	<530	<b>160 J</b>	<b>5.7</b>	<1,100	<290	<1.5	<1.2	<1.2 J	<b>7.2 J</b>	<1,200 J	<b>6,770 J</b>	<530
Bromobenzene	µg/kg	-	<1.2	<300	<500	<49	<b>6.7</b>	<1,000	<270	<b>18.4</b>	<1.1	<1.1 J	<1.1 J	<1,100 J	<b>194 J</b>	<500
Bromodichloromethane	µg/kg	-	<0.79	<230	<390	<38	<0.83	<800	<210	<1.1	<0.89	<0.85 J	<0.85 J	<870 J	<47 J	<390
Bromoform	µg/kg	-	<0.79	<320	<530	<52	<1.1	<1,100	<290	<1.5	<1.2	<1.2 J	<1.2 J	<1,200 J	<64 J	<530
Bromomethane (methyl bromide)	µg/kg	-	<2.0	<420	<710	<69	<1.5	<1,500	<380	<2.0	<1.6	<1.5 J	<1.6 J	<1,600 J	<86 J	<710
2-Butanone (methyl ethyl ketone)	µg/kg	5.30E+06	<9.4	<1,300 J	<2,200 J	<210 J	<b>19.3 J</b>	<4,400 J	<1,200 J	<b>7.3 J</b>	<4.9	<4.7 J	<4.7 J	<4,800 J	<260 J	<2,200 J
tert-Butyl alcohol (TBA)	µg/kg	-	<7.9	<4,200	<7,100	<690	<15	<15,000	<3,800	<20	<16	<15 J	<16 J	<16,000 J	<860 J	<7,100
n-Butylbenzene	µg/kg	-	<1.2	<b>1,430</b>	<460	<45	<b>1.3 J</b>	<b>1,660 J</b>	<250	<1.3	<1.1	<1.0 J	<1.0 J	<1,000 J	<b>931 J</b>	<b>516 J</b>
sec-Butylbenzene	µg/kg	-	<1.2	<b>1,030 J</b>	<570	<56	<1.2	<1,200	<310	<1.6	<1.3	<1.2 J	<1.2 J	<1,300 J	<b>774 J</b>	<570
tert-Butylbenzene	µg/kg	-	<1.2	<250	<430	<42	<0.90	<870	<230	<1.2	<0.97	<0.93 J	<0.93 J	<950 J	<51 J	<430
Carbon tetrachloride	µg/kg	-	<0.79	<380	<640	<62	<1.4	<1,300	<350	<1.8	<1.5	<1.4 J	<1.4 J	<1,400 J	<77 J	<640
Chlorobenzene	µg/kg	4.80E+03	<b>2.3 J</b>	<210	<360	<35	<0.75	<730	<190	<b>1.1 J</b>	<0.81	<0.77 J	<b>1.3 J</b>	<790 J	<b>61.3 J</b>	<b>1,620 J</b>
Chlorobromomethane (bromochloromethane)	µg/kg	-	<1.2	<300	<500	<49	<1.1	<1,000	<270	<1.4	<1.1	<1.1 J	<1.1 J	<1,100 J	<60 J	<500
Chlorodibromomethane (dibromochloromethane)	µg/kg	-	<0.79	<210	<360	<35	<0.75	<730	<190	<1.0	<0.81	<0.77 J	<0.78 J	<790 J	<43 J	<360
Chloroethane (ethyl chloride)	µg/kg	7.70E+04	<1.2	<420	<710	<b>159 J</b>	<b>2.5 J</b>	<1,500	<380	<2.0	<1.6	<1.5 J	<b>1.8 J</b>	<1,600 J	<86 J	<710
Chloroform	µg/kg	2.90E+00	<1.2	<b>476 J</b>	<430	<42	<0.90	<870	<230	<1.2	<0.97	<0.93 J	<0.93 J	<950 J	<51 J	<430
Chloromethane (methyl chloride)	µg/kg	7.30E+02	<1.2	<420	<710	<69	<1.5	<1,500	<380	<2.0	<1.6	<1.5 J	<1.6 J	<1,600 J	<86 J	<710
2-Chlorotoluene	µg/kg	-	<1.2	<250	<430	<42	<0.90	<870	<230	<1.2	<0.97	<0.93 J	<0.93 J	<950 J	<51 J	<430
4-Chlorotoluene	µg/kg	-	<1.2	<250	<430	<42	<0.90	<870	<230	<1.2	<0.97	<0.93 J	<0.93 J	<950 J	<51 J	<430
Cumene	µg/kg	3.10E+04	<1.2	<b>3,560</b>	<390	<38	<b>3.9</b>	<b>2,210 J</b>	<210	<1.1	<0.89	<0.85 J	<0.85 J	<870 J	<b>349 J</b>	<390
Cymene	µg/kg	-	<1.2	<b>897 J</b>	<430	<42	<b>1.1 J</b>	<b>1,500 J</b>	<230	<1.2	<0.97	<0.93 J	<0.93 J	<950 J	<b>1,290 J</b>	<b>592 J</b>
1,2-Dibromo-3-chloropropane	µg/kg	-	<0.79	<490	<820	<80	<1.7	<1,700	<440	<2.3	<1.9	<1.8 J	<1.8 J	<1,800 J	<99 J	<820
1,2-Dibromoethane (ethylene dibromide)	µg/kg	-	<0.79	<210	<360	<35	<0.75	<730	<190	<1.0	<0.81	<0.77 J	<0.78 J	<790 J	<43 J	<360
1,2-Dichlorobenzene	µg/kg	5.10E+04	<1.2	<b>2,310</b>	<390	<b>57.5 J</b>	<b>3.9</b>	<800	<210	<1.1	<0.89	<0.85 J	<b>2.5 J</b>	<870 J	<47 J	<390
1,3-Dichlorobenzene	µg/kg	-	<1.2	<250	<430	<42	<0.90	<870	<230	<1.2	<0.97	<0.93 J	<0.93 J	<950 J	<51 J	<430
1,4-Dichlorobenzene	µg/kg	5.00E+01	<1.2	<230	<390	<38	<0.83	<800	<210	<1.1	<0.89	<0.85 J	<b>0.89 J</b>	<870 J	<47 J	<390
Dichlorodifluoromethane (Freon 12)	µg/kg	-	<0.79	<320	<530	<52	<1.1	<1,100	<290	<1.5	<1.2	<1.2 J	<1.2 J	<1,200 J	<64 J	<530
1,1-Dichloroethane (1,1-DCA)	µg/kg	2.80E+01	<0.79	<b>3,200</b>	<b>1,390 J</b>	<b>514</b>	<b>55.7</b>	<b>1,840 J</b>	<b>2,010</b>	<b>3.6 J</b>	<0.89	<0.85 J	<b>3.3 J</b>	<870 J	<b>1,260 J</b>	<b>478 J</b>



**Table 2d. Soil Analytical Results - Volatile Organic Compounds (VOCs) - Western Area**

Parameter	Units	RBTC	Site Data													
			QR4,5-6.8	QR 7,8-1.0	QR 7,8-3.5	QR 7,8-6.5	QR 8,9-0.9	QR 8,9-3.4	QR 8,9-6.4	R6-0.5	R6-3.0	R6-6.0	R10-0.5	R10-2.5	R10-6.0	R11-3.0
Sample ID	-	-	QR4,5	QR7,8	QR7,8	QR7,8	QR8,9	QR8,9	QR8,9	R6	R6	R6	R10	R10	R10	R11
Location	-	-	6.8	1.0	3.5	6.5	0.9	3.4	6.4	0.5	3.0	6.0	0.5	2.5	6.0	3.0
Depth	feet bgs	-	07/13/11	07/19/11	07/19/11	07/19/11	07/19/11	07/19/11	07/19/11	07/14/11	07/14/11	07/14/11	07/14/11	07/14/11	07/14/11	07/14/11
Date	mm/dd/yy	-														
1,2-Dichloroethane (1,2-DCA)	µg/kg	8.80E+00	<1.2	<210	<360	<35	<0.75	<730	<190	<1.0	<0.81	<0.77 J	<0.78 J	<790 J	<43 J	<360
1,1-Dichloroethene (1,1-DCE)	µg/kg	9.00E+02	<1.2	4,150	754 J	82.9 J	5.2	<1,000	<270	<1.4	<1.1	<1.1 J	<1.1 J	<1,100 J	1,110 J	<500
cis-1,2-Dichloroethene (cis-1,2-DCE)	µg/kg	2.30E+06	56.8	12,000	22,000	1,430	95.1	4,010	4,940	3.3 J	<1.2	6.1 J	<1.2 J	1,810 J	23,500 J	<530
trans-1,2-Dichloroethene (trans-1,2-DCE)	µg/kg	1.40E+03	2.9 J	<320	<530	<52	<1.1	<1,100	<290	<1.5	<1.2	<1.2 J	<1.2 J	<1,200 J	75.2 J	<530
1,2-Dichloropropane	µg/kg	-	<1.2	<250	<430	<42	<0.90	<870	<230	<1.2	<0.97	<0.93 J	<0.93 J	<950 J	<51 J	<430
1,3-Dichloropropane	µg/kg	-	<1.2	<210	<360	<35	<0.75	<730	<190	<1.0	<0.81	<0.77 J	<0.78 J	<790 J	<43 J	<360
2,2-Dichloropropane	µg/kg	-	<1.2	<300	<500 J	<49	<1.1	<1,000	<270	<1.4	<1.1	<1.1 J	<1.1 J	<1,100 J	<60 J	<500
1,1-Dichloropropene	µg/kg	-	<1.2	<270	<460	<45	<0.98	<950	<250	<1.3	<1.1	<1.0 J	<1.0 J	<1,000 J	<56 J	<460
cis-1,3-Dichloropropene	µg/kg	-	<1.2	<210	<360	<35	<0.75	<730	<190	<1.0	<0.81	<0.77 J	<0.78 J	<790 J	<43 J	<360
trans-1,3-Dichloropropene	µg/kg	-	<1.2	<230	<390	<38	<0.83	<800	<210	<1.1	<0.89	<0.85 J	<0.85 J	<870 J	<47 J	<390
Diisopropyl Ether (DIPE)	µg/kg	-	<1.2	<210	<360	<35	<0.75	<730	<190	<1.0	<0.81	<0.77 J	<0.78 J	<790 J	<43 J	<360
Ethyl tert-butyl ether (ETBE)	µg/kg	-	<1.2	<270	<460	<45	<0.98	<950	<250	<1.3	<1.1	<1.0 J	<1.0 J	<1,000 J	<56 J	<460
Ethylbenzene	µg/kg	7.50E+01	<1.2	80,200	1,280 J	1,640	117 J	69,000	2,060	5.3	<0.81	<0.77 J	<0.78 J	<790 J	1,010 J	6,360
Hexachlorobutadiene	µg/kg	2.50E+04	<0.79	<420	<710	<69	<1.5	<1,500	<380	<2.0	<1.6	<1.5 J	<1.6 J	<1,600 J	<86 J	<710
2-Hexanone (methyl butyl ketone)	µg/kg	1.50E+04	<3.9	<1,100	<1,900	<190	<4.1	<3,900	<1,000	<5.4	<4.4	<4.2 J	<4.2 J	<4,300 J	<230 J	<1,900 J
Methyl tert-butyl ether (MTBE)	µg/kg	1.20E+03	<0.79	<420	<710	<69	<1.5	<1,500	<380	<2.0	<1.6	<1.5 J	<1.6 J	<1,600 J	<86 J	<710
Methylene bromide	µg/kg	-	<2.0	<320	<530	<52	<1.1	<1,100	<290	<1.5	<1.2	<1.2 J	<1.2 J	<1,200 J	<64 J	<530
Methylene chloride	µg/kg	1.40E+02	<13	<970	2,900 J	178 J	<3.5	<3,400	<880	<4.6	<3.7	<3.5 J	<3.6 J	11,400 J	<200 J	<1,600
4-Methyl-2-pentanone (methyl isobutyl ketone)	µg/kg	1.60E+06	<12	<1,200	4,650 J	<190	<4.1	<4,000	<1,100	<5.5	<4.4	<4.2 J	<4.3 J	<4,300 J	<240 J	<2,000
Naphthalene	µg/kg	3.50E+02	<1.2	2,010	<710	<69	3.7 J	7,330	<380	8.1	<1.6	<1.5 J	<1.6 J	<1,600 J	522 J	<710
n-Propylbenzene	µg/kg	-	<1.2	6,210	<500	49.0 J	4.6	3,950	<270	<1.4	<1.1	<1.1 J	<1.1 J	<1,100 J	1,420 J	658 J
Styrene	µg/kg	1.90E+05	<0.79	732 J	<920	<90	<2.0	<1,900	<500	<2.6	<2.1	<2.0 J	<2.0 J	<2,100 J	<110 J	<920
1,1,1,2-Tetrachloroethane	µg/kg	-	<0.79	<210	<360	<35	<0.75	<730	<190	<1.0	<0.81	<0.77 J	<0.78 J	<790 J	<43 J	<360
1,1,2,2-Tetrachloroethane	µg/kg	2.10E+01	<0.79	<250	<430	49.7 J	<0.90	1,770 J	<230	<1.2	<0.97	<0.93 J	<0.93 J	<950 J	<51 J	<430
Tetrachloroethene (PCE)	µg/kg	4.80E+00	<2.8	336,000	2,340	66.1 J	199 J	<730	<190	4.3 J	<0.81	<0.77 J	15.8 J	130,000 J	979,000 J, E	<360
Toluene	µg/kg	2.20E+05	<1.2	229,000	9,010	2,070	1,110	122,000	25,500	22.6	<0.97	<0.93 J	<0.93 J	7,730 J	3,780 J	38,200
1,2,3-Trichlorobenzene	µg/kg	-	<1.2	<210	<360	<35	<0.75	<730	<190	<1.0	<0.81	<0.77 J	<0.78 J	<790 J	<43 J	<360
1,2,4-Trichlorobenzene	µg/kg	2.40E+03	<1.2	<250	<430	<42	<0.90	<870	<230	<1.2	<0.97	<0.93 J	<0.93 J	<950 J	<51 J	<430
1,1,1-Trichloroethane (1,1,1-TCA)	µg/kg	3.50E+04	<1.2	377,000	7,620	1,640	158 J	<800	<210	<1.1	<0.89	<0.85 J	1.2 J	1,710 J	8,410 J	<390
1,1,2-Trichloroethane (1,1,2-TCA)	µg/kg	2.60E+01	<0.79	<230	659 J	<38	<0.83	<800	<210	<1.1	<0.89	<0.85 J	<0.85 J	<870 J	<47 J	<390

**Table 2d. Soil Analytical Results - Volatile Organic Compounds (VOCs) - Western Area**

Parameter	Units	RBTC	Site Data													
			QR4,5-6.8	QR 7,8-1.0	QR 7,8-3.5	QR 7,8-6.5	QR 8,9-0.9	QR 8,9-3.4	QR 8,9-6.4	R6-0.5	R6-3.0	R6-6.0	R10-0.5	R10-2.5	R10-6.0	R11-3.0
Sample ID	-	-	QR4,5	QR7,8	QR7,8	QR7,8	QR8,9	QR8,9	QR8,9	R6	R6	R6	R10	R10	R10	R11
Location	-	-	6.8	1.0	3.5	6.5	0.9	3.4	6.4	0.5	3.0	6.0	0.5	2.5	6.0	3.0
Depth	feet bgs	-	07/13/11	07/19/11	07/19/11	07/19/11	07/19/11	07/19/11	07/19/11	07/14/11	07/14/11	07/14/11	07/14/11	07/14/11	07/14/11	07/14/11
Date	mm/dd/yy	-														
Trichloroethene (TCE)	µg/kg	1.80E+01	<0.79	<b>723,000</b>	<b>3,520</b>	<b>86.2 J</b>	<b>35.1</b>	<870	<230	<b>1.4 J</b>	<0.97	<0.93 J	<0.93 J	<b>1,440 J</b>	<b>16,700 J</b>	<430
Trichlorofluoromethane (Freon 11)	µg/kg	-	<0.94	<420	<710	<69	<1.5	<1,500	<380	<2.0	<1.6	<1.5 J	<1.6 J	<1,600 J	<86 J	<710
1,2,3-Trichloropropane	µg/kg	-	<1.2	<360	<600	<59	<1.3	<1,200	<330	<1.7	<1.4	<1.3 J	<1.3 J	<1,300 J	<73 J	<600
1,2,4-Trimethylbenzene	µg/kg	8.50E+02	<1.2	<b>36,300</b>	<390	<b>283</b>	<b>42.6</b>	<b>36,400</b>	<b>655 J</b>	<b>4.2 J</b>	<0.89	<0.85 J	<0.85 J	<870 J	<b>10,600 J</b>	<b>6,260</b>
1,3,5-Trimethylbenzene	µg/kg	1.10E+07	<1.2	<b>14,200</b>	<460	<b>122 J</b>	<b>12.0</b>	<b>9,270</b>	<250	<b>1.6 J</b>	<1.1	<1.0 J	<1.0 J	<1,000 J	<b>3,410 J</b>	<b>1,770 J</b>
Vinyl chloride	µg/kg	2.50E+00	<b>14.3</b>	<320	<530	<b>452</b>	<b>2.4 J</b>	<1,100	<290	<1.5	<1.2	<b>11.8 J</b>	<b>1.7 J</b>	<1,200 J	<b>1,020 J</b>	<530
Xylenes	µg/kg	8.90E+03	<3.1	<b>328,000</b>	<b>4,780 J</b>	<b>6,150</b>	<b>532 J</b>	<b>301,000 E</b>	<b>10,100</b>	<b>8.0 J</b>	<2.6	<2.5 J	<2.5 J	<2,500 J	<b>3,130 J</b>	<b>33,200</b>

Notes:

- (1) Volatile Organic Compounds (VOCs) analyzed using USEPA Method 8260B.
  - (2) Laboratory data qualifiers are as follows.
    - J Indicates an estimated value.
    - B Indicates analyte found in associated method blank.
    - E Indicates value exceeds calibration range.
  - (3)   Indicates an exceedance of the RBTC.
  - (4) Bold font indicates a concentration detected at or above the method detection limit (MDL).
  - (5) Sampling depths reported in feet below ground surface (feet bgs).
  - (6) Sample is a field duplicate.
- Not applicable / not analyzed.

**Table 2d. Soil Analytical Results - Volatile Organic Compounds (VOCs) - Western Area**

Parameter	Units	RBTC	Site Data													
			R11-6.0	RS7,8-1.3	RS7,8-3.8	RS7,8-6.8	S2-1.0	S2-3.0	S2-6.5	S5-3.1	S5-3.1 <sup>(6)</sup>	S5-6.1	T8-0.5	T8-3.0	T8-3.0 <sup>(6)</sup>	T8-6.0
Sample ID	-	-	R11	RS7,8	RS7,8	RS7,8	S2	S2	S2	S5	S5	S5	T8	T8	T8	T8
Location	-	-	R11	RS7,8	RS7,8	RS7,8	S2	S2	S2	S5	S5	S5	T8	T8	T8	T8
Depth	feet bgs	-	6.0	1.3	3.8	6.8	1.0	3.0	6.5	3.1	3.1	6.1	0.5	3.0	3.0	6.0
Date	mm/dd/yy	-	07/14/11	07/14/11	07/14/11	07/14/11	07/12/11	07/12/11	07/12/11	07/12/11	07/12/11	07/12/11	07/12/11	07/12/11	07/12/11	07/12/11
Acetone	µg/kg	4.90E+07	<700 J	<17 J	<15 J	<16 J	<16	<900	<830	<b>49.4 J</b>	<b>58.5 J</b>	<17	<19	<b>24.0 J</b>	<b>18.7 J</b>	<16
tert-Amyl methyl ether (TAME)	µg/kg	-	<45	<1.1	<0.98	<1.0	<0.99	<54	<50	<0.89	<0.99	<1.0	<1.1	<0.98	<0.99	<0.94
Benzene	µg/kg	1.30E+01	<b>81.4 J</b>	<1.2	<1.1	<1.2	<1.2	<67	<62	<b>2.1 J</b>	<b>1.8 J</b>	<1.2	<1.4	<1.2	<1.2	<1.2
Bromobenzene	µg/kg	-	<49	<1.2	<1.1	<1.1	<1.2	<67	<62	<1.1	<1.2	<1.2	<1.4	<1.2	<1.2	<1.2
Bromodichloromethane	µg/kg	-	<38	<0.91	<0.83	<0.86	<0.82	<45	<41	<0.74	<0.83	<0.83	<0.94	<0.81	<0.82	<0.79
Bromoform	µg/kg	-	<52	<1.2	<1.1	<1.2	<0.82	<45	<41	<0.74	<0.83	<0.83	<0.94	<0.81	<0.82	<0.79
Bromomethane (methyl bromide)	µg/kg	-	<70	<1.7	<1.5	<1.6	<2.1	<110	<100	<1.9	<2.1	<2.1	<2.4	<2.0	<2.1	<2.0
2-Butanone (methyl ethyl ketone)	µg/kg	5.30E+06	<210	<5.0	<4.6	<4.8	<9.9	<540	<500	<b>9.9 J</b>	<b>11.8 J</b>	<10	<11	<9.8	<9.9	<9.4
tert-Butyl alcohol (TBA)	µg/kg	-	<700	<17	<15	<16	<8.2	<450	<410	<7.4	<8.3	<8.3	<9.4	<8.1	<8.2	<7.9
n-Butylbenzene	µg/kg	-	<45	<1.1	<0.98	<1.0	<1.2	<67	<b>243</b>	<1.1	<1.2	<1.2	<1.4	<1.2	<1.2	<1.2
sec-Butylbenzene	µg/kg	-	<56	<1.3	<1.2	<1.3	<1.2	<67	<b>412</b>	<1.1	<1.2	<1.2	<1.4	<1.2	<1.2	<1.2
tert-Butylbenzene	µg/kg	-	<42	<0.99	<0.90	<0.94	<1.2	<67	<62	<1.1	<1.2	<1.2	<1.4	<1.2	<1.2	<1.2
Carbon tetrachloride	µg/kg	-	<63	<1.5	<1.4	<1.4	<0.82	<45	<41	<0.74	<0.83	<0.83	<0.94	<0.81	<0.82	<0.79
Chlorobenzene	µg/kg	4.80E+03	<b>711</b>	<0.83	<0.75	<0.78	<1.2	<67	<62	<1.1	<1.2	<1.2	<1.4	<1.2	<1.2	<1.2
Chlorobromomethane (bromochloromethane)	µg/kg	-	<49	<1.2	<1.1	<1.1	<1.2	<67	<62	<1.1	<1.2	<1.2	<1.4	<1.2	<1.2	<1.2
Chlorodibromomethane (dibromochloromethane)	µg/kg	-	<35	<0.83	<0.75	<0.78	<0.82	<45	<41	<0.74	<0.83	<0.83	<0.94	<0.81	<0.82	<0.79
Chloroethane (ethyl chloride)	µg/kg	7.70E+04	<70	<1.7	<1.5	<1.6	<1.2	<67	<62	<1.1	<1.2	<1.2	<1.4	<1.2	<1.2	<1.2
Chloroform	µg/kg	2.90E+00	<42	<0.99	<0.90	<0.94	<1.2	<67	<62	<1.1	<1.2	<1.2	<1.4	<1.2	<1.2	<1.2
Chloromethane (methyl chloride)	µg/kg	7.30E+02	<70	<1.7	<1.5	<1.6	<1.2	<67	<62	<1.1	<1.2	<1.2	<1.4	<1.2	<1.2	<1.2
2-Chlorotoluene	µg/kg	-	<42	<0.99	<0.90	<0.94	<1.2	<67	<62	<1.1	<1.2	<1.2	<1.4	<1.2	<1.2	<1.2
4-Chlorotoluene	µg/kg	-	<42	<0.99	<0.90	<0.94	<1.2	<67	<62	<1.1	<1.2	<1.2	<1.4	<1.2	<1.2	<1.2
Cumene	µg/kg	3.10E+04	<38	<0.91	<0.83	<0.86	<1.2	<67	<b>86.7 J</b>	<1.1	<1.2	<1.2	<1.4	<1.2	<1.2	<1.2
Cymene	µg/kg	-	<42	<0.99	<0.90	<0.94	<1.2	<67	<62	<1.1	<1.2	<1.2	<1.4	<1.2	<1.2	<1.2
1,2-Dibromo-3-chloropropane	µg/kg	-	<80	<1.9	<1.7	<1.8	<0.82	<45	<41	<0.74	<0.83	<0.83	<0.94	<0.81	<0.82	<0.79
1,2-Dibromoethane (ethylene dibromide)	µg/kg	-	<35	<0.83	<0.75	<0.78	<0.82	<45	<41	<0.74	<0.83	<0.83	<0.94	<0.81	<0.82	<0.79
1,2-Dichlorobenzene	µg/kg	5.10E+04	<38	<0.91	<0.83	<0.86	<1.2	<67	<62	<1.1	<1.2	<1.2	<1.4	<1.2	<1.2	<1.2
1,3-Dichlorobenzene	µg/kg	-	<42	<0.99	<0.90	<0.94	<1.2	<67	<62	<1.1	<1.2	<1.2	<1.4	<1.2	<1.2	<1.2
1,4-Dichlorobenzene	µg/kg	5.00E+01	<38	<0.91	<0.83	<0.86	<1.2	<67	<62	<1.1	<1.2	<1.2	<1.4	<1.2	<1.2	<1.2
Dichlorodifluoromethane (Freon 12)	µg/kg	-	<52	<1.2	<1.1	<1.2	<0.82	<45	<41	<0.74	<0.83	<0.83	<0.94	<0.81	<0.82	<0.79
1,1-Dichloroethane (1,1-DCA)	µg/kg	2.80E+01	<38	<0.91	<0.83	<0.86	<0.82	<45	<41	<0.74	<0.83	<0.83	<0.94	<0.81	<0.82	<0.79

Table 2d. Soil Analytical Results - Volatile Organic Compounds (VOCs) - Western Area

Parameter	Units	RBTC	Site Data													
			R11-6.0	RS7,8-1.3	RS7,8-3.8	RS7,8-6.8	S2-1.0	S2-3.0	S2-6.5	S5-3.1	S5-3.1 <sup>(6)</sup>	S5-6.1	T8-0.5	T8-3.0	T8-3.0 <sup>(6)</sup>	T8-6.0
Sample ID	-	-	R11	RS7,8	RS7,8	RS7,8	S2	S2	S2	S5	S5	S5	T8	T8	T8	T8
Location	-	-														
Depth	feet bgs	-	6.0	1.3	3.8	6.8	1.0	3.0	6.5	3.1	3.1	6.1	0.5	3.0	3.0	6.0
Date	mm/dd/yy	-	07/14/11	07/14/11	07/14/11	07/14/11	07/12/11	07/12/11	07/12/11	07/12/11	07/12/11	07/12/11	07/12/11	07/12/11	07/12/11	07/12/11
1,2-Dichloroethane (1,2-DCA)	µg/kg	8.80E+00	<35	<0.83	<0.75	<0.78	<1.2	<67	<62	<1.1	<1.2	<1.2	<1.4	<1.2	<1.2	<1.2
1,1-Dichloroethene (1,1-DCE)	µg/kg	9.00E+02	<49	<1.2	<1.1	<1.1	<1.2	<67	<62	<1.1	<1.2	<1.2	<1.4	3.5 J	4.5	3.4 J
cis-1,2-Dichloroethene (cis-1,2-DCE)	µg/kg	2.30E+06	<52	<1.2	<1.1	<1.2	<1.2	<67	<62	1.7 J	1.3 J	26.0	8.2	20.2	25.2	18.6
trans-1,2-Dichloroethene (trans-1,2-DCE)	µg/kg	1.40E+03	<52	<1.2	<1.1	<1.2	<1.2	<67	<62	<1.1	<1.2	16.3	<1.4	<1.2	<1.2	<1.2
1,2-Dichloropropane	µg/kg	-	<42	<0.99	<0.90	<0.94	<1.2	<67	<62	<1.1	<1.2	<1.2	<1.4	<1.2	<1.2	<1.2
1,3-Dichloropropane	µg/kg	-	<35	<0.83	<0.75	<0.78	<1.2	<67	<62	<1.1	<1.2	<1.2	<1.4	<1.2	<1.2	<1.2
2,2-Dichloropropane	µg/kg	-	<49	<1.2	<1.1	<1.1	<1.2	<67	<62	<1.1	<1.2	<1.2	<1.4	<1.2	<1.2	<1.2
1,1-Dichloropropene	µg/kg	-	<45	<1.1	<0.98	<1.0	<1.2	<67	<62	<1.1	<1.2	<1.2	<1.4	<1.2	<1.2	<1.2
cis-1,3-Dichloropropene	µg/kg	-	<35	<0.83	<0.75	<0.78	<1.2	<67	<62	<1.1	<1.2	<1.2	<1.4	<1.2	<1.2	<1.2
trans-1,3-Dichloropropene	µg/kg	-	<38	<0.91	<0.83	<0.86	<1.2	<67	<62	<1.1	<1.2	<1.2	<1.4	<1.2	<1.2	<1.2
Diisopropyl Ether (DIPE)	µg/kg	-	<35	<0.83	<0.75	<0.78	<1.2	<67	<62	<1.1	<1.2	<1.2	<1.4	<1.2	<1.2	<1.2
Ethyl tert-butyl ether (ETBE)	µg/kg	-	<45	<1.1	<0.98	<1.0	<1.2	<67	<62	<1.1	<1.2	<1.2	<1.4	<1.2	<1.2	<1.2
Ethylbenzene	µg/kg	7.50E+01	1,560	<0.83	<0.75	<0.78	<1.2	<67	<62	<1.1	<1.2	<1.2	<1.4	<1.2	<1.2	<1.2
Hexachlorobutadiene	µg/kg	2.50E+04	<70	<1.7	<1.5	<1.6	<0.82	<45	<41	<0.74	<0.83	<0.83	<0.94	<0.81	<0.82	<0.79
2-Hexanone (methyl butyl ketone)	µg/kg	1.50E+04	<190	<4.5	<4.1	<4.2	<4.1	<220	<210	<3.7	<4.1	<4.2	<4.7	<4.1	<4.1	<3.9
Methyl tert-butyl ether (MTBE)	µg/kg	1.20E+03	<70	<1.7	<1.5	<1.6	<0.82	<45	<41	<0.74	<0.83	<0.83	<0.94	<0.81	<0.82	<0.79
Methylene bromide	µg/kg	-	<52	<1.2	<1.1	<1.2	<2.1	<110	<100	<1.9	<2.1	<2.1	<2.4	<2.0	<2.1	<2.0
Methylene chloride	µg/kg	1.40E+02	<160	<3.8	<3.5	<3.6	<13	<720	<660	<12	<13	<13	<15	<13	<13	<13
4-Methyl-2-pentanone (methyl isobutyl ketone)	µg/kg	1.60E+06	<190	<4.6	<4.1	<4.3	<12	<670	<620	<11	<12	<12	<14	<12	<12	<12
Naphthalene	µg/kg	3.50E+02	<70	<1.7	<1.5	<1.6	<1.2	<67	<62	<1.1	<1.2	<1.2	<1.4	<1.2	<1.2	<1.2
n-Propylbenzene	µg/kg	-	<49	<1.2	<1.1	<1.1	<1.2	<67	<62	<1.1	<1.2	<1.2	<1.4	<1.2	<1.2	<1.2
Styrene	µg/kg	1.90E+05	<91	<2.2	<2.0	<2.0	<0.82	<45	<41	<0.74	<0.83	<0.83	<0.94	<0.81	<0.82	<0.79
1,1,1,2-Tetrachloroethane	µg/kg	-	<35	<0.83	<0.75	<0.78	<0.82	<45	<41	<0.74	<0.83	<0.83	<0.94	<0.81	<0.82	<0.79
1,1,2,2-Tetrachloroethane	µg/kg	2.10E+01	<42	<0.99	<0.90	<0.94	<0.82	<45	<41	<0.74	<0.83	<0.83	<0.94	<0.81	<0.82	<0.79
Tetrachloroethene (PCE)	µg/kg	4.80E+00	<35	<0.83	<0.75	<0.78	70.8	<160	<140	<2.6	<2.9	<2.9	5.9	<2.8	<2.9	<2.8
Toluene	µg/kg	2.20E+05	410	<0.99	<0.90	<0.94	<1.2	<67	<62	<1.1	<1.2	<1.2	<1.4	<1.2	<1.2	<1.2
1,2,3-Trichlorobenzene	µg/kg	-	<35	<0.83	<0.75	<0.78	<1.2	<67	<62	<1.1	<1.2	<1.2	<1.4	<1.2	<1.2	<1.2
1,2,4-Trichlorobenzene	µg/kg	2.40E+03	<42	<0.99	<0.90	<0.94	<1.2	<67	<62	<1.1	<1.2	<1.2	<1.4	<1.2	<1.2	<1.2
1,1,1-Trichloroethane (1,1,1-TCA)	µg/kg	3.50E+04	<38	<0.91	<0.83	<0.86	<1.2	<67	<62	<1.1	<1.2	<1.2	<1.4	<1.2	<1.2	<1.2
1,1,2-Trichloroethane (1,1,2-TCA)	µg/kg	2.60E+01	<38	<0.91	<0.83	<0.86	<0.82	<45	<41	<0.74	<0.83	<0.83	<0.94	<0.81	<0.82	<0.79

**Table 2d. Soil Analytical Results - Volatile Organic Compounds (VOCs) - Western Area**

Parameter	Units	RBTC	Site Data													
			R11-6.0	RS7,8-1.3	RS7,8-3.8	RS7,8-6.8	S2-1.0	S2-3.0	S2-6.5	S5-3.1	S5-3.1 <sup>(6)</sup>	S5-6.1	T8-0.5	T8-3.0	T8-3.0 <sup>(6)</sup>	T8-6.0
Sample ID	–	–	R11	RS7,8	RS7,8	RS7,8	S2	S2	S2	S5	S5	S5	T8	T8	T8	T8
Location	–	–	R11	RS7,8	RS7,8	RS7,8	S2	S2	S2	S5	S5	S5	T8	T8	T8	T8
Depth	feet bgs	–	6.0	1.3	3.8	6.8	1.0	3.0	6.5	3.1	3.1	6.1	0.5	3.0	3.0	6.0
Date	mm/dd/yy	–	07/14/11	07/14/11	07/14/11	07/14/11	07/12/11	07/12/11	07/12/11	07/12/11	07/12/11	07/12/11	07/12/11	07/12/11	07/12/11	07/12/11
Trichloroethene (TCE)	µg/kg	1.80E+01	<42	<0.99	<0.90	<0.94	<b>1.1 J</b>	<45	<41	<0.74	<0.83	<0.83	<b>1.8 J</b>	<b>15.6</b>	<b>13.3</b>	<b>46.3</b>
Trichlorofluoromethane (Freon 11)	µg/kg	–	<70	<1.7	<1.5	<1.6	<0.99	<54	<50	<0.89	<0.99	<1.0	<1.1	<0.98	<0.99	<0.94
1,2,3-Trichloropropane	µg/kg	–	<59	<1.4	<1.3	<1.3	<1.2	<67	<62	<1.1	<1.2	<1.2	<1.4	<1.2	<1.2	<1.2
1,2,4-Trimethylbenzene	µg/kg	8.50E+02	<b>150 J</b>	<0.91	<0.83	<0.86	<1.2	<67	<62	<1.1	<1.2	<1.2	<1.4	<1.2	<1.2	<1.2
1,3,5-Trimethylbenzene	µg/kg	1.10E+07	<b>52.7 J</b>	<1.1	<0.98	<1.0	<1.2	<67	<62	<1.1	<1.2	<1.2	<1.4	<1.2	<1.2	<1.2
Vinyl chloride	µg/kg	2.50E+00	<52	<1.2	<1.1	<1.2	<2.1	<110	<100	<1.9	<2.1	<b>4.6</b>	<2.4	<b>5.8</b>	<b>8.1</b>	<b>4.6</b>
Xylenes	µg/kg	8.90E+03	<b>3,250</b>	<2.6	<2.4	<2.5	<3.3	<180	<170	<3.0	<3.3	<3.3	<3.8	<3.3	<3.3	<3.1

Notes:

- (1) Volatile Organic Compounds (VOCs) analyzed using USEPA Method 8260B.
  - (2) Laboratory data qualifiers are as follows.
    - J Indicates an estimated value.
    - B Indicates analyte found in associated method blank.
    - E Indicates value exceeds calibration range.
  - (3)   Indicates an exceedance of the RBTC.
  - (4) Bold font indicates a concentration detected at or above the method detection limit (MDL).
  - (5) Sampling depths reported in feet below ground surface (feet bgs).
  - (6) Sample is a field duplicate.
- Not applicable / not analyzed.

**Table 2d. Soil Analytical Results - Volatile Organic Compounds (VOCs) - Western Area**

Parameter	Units	RBTC	Site Data													
			T11-1.0	T11-3.5	T11-6.5	V2-3.6	V2-6.6	V5-1.0	V5-3.5	V5-6.5	V8-3.0	V8-6.0	V11-0.7	V11-3.2	V11-6.2	X8-1.0
Sample ID	-	-	T11	T11	T11	V2	V2	V5	V5	V5	V8	V8	V11	V11	V11	X8
Location	-	-														
Depth	feet bgs	-	1.0	3.5	6.5	3.6	6.6	1.0	3.5	6.5	3.0	6.0	0.7	3.2	6.2	1.0
Date	mm/dd/yy	-	07/12/11	07/12/11	07/12/11	07/11/11	07/11/11	07/12/11	07/12/11	07/12/11	07/12/11	07/12/11	07/12/11	07/12/11	07/12/11	07/12/11
Acetone	µg/kg	4.90E+07	<b>68.0 J</b>	<b>25.2 J</b>	<16	<b>70.1 J</b>	<16	<b>64.8 J</b>	<b>25.9 J</b>	<16	<b>67.3 J</b>	<14	<17	<b>76.1 J</b>	<16	<16
tert-Amyl methyl ether (TAME)	µg/kg	-	<0.95	<0.99	<0.95	<0.95	<0.98	<0.99	<0.89	<0.98	<0.98	<0.83	<1.0	<1.0	<0.95	<0.98
Benzene	µg/kg	1.30E+01	<1.2	<1.2	<1.2	<b>1.3 J</b>	<1.2	<1.2	<1.1	<1.2	<1.2	<1.0	<1.3	<1.3	<1.2	<1.2
Bromobenzene	µg/kg	-	<1.2	<1.2	<1.2	<1.2	<1.2	<1.2	<1.1	<1.2	<1.2	<1.0	<1.3	<1.3	<1.2	<1.2
Bromodichloromethane	µg/kg	-	<0.79	<0.82	<0.79	<0.79	<0.82	<0.83	<0.74	<0.82	<0.81	<0.69	<0.85	<0.84	<0.79	<0.82
Bromoform	µg/kg	-	<0.79	<0.82	<0.79	<0.79	<0.82	<0.83	<0.74	<0.82	<0.81	<0.69	<0.85	<0.84	<0.79	<0.82
Bromomethane (methyl bromide)	µg/kg	-	<2.0	<2.1	<2.0	<2.0	<2.0	<2.1	<1.9	<2.0	<2.0	<1.7	<2.1	<2.1	<2.0	<2.0
2-Butanone (methyl ethyl ketone)	µg/kg	5.30E+06	<b>12.1 J</b>	<9.9	<9.5	<b>13.4 J</b>	<9.8	<9.9	<8.9	<9.8	<b>11.3 J</b>	<8.3	<10	<b>13.4 J</b>	<9.5	<9.8
tert-Butyl alcohol (TBA)	µg/kg	-	<7.9	<8.2	<7.9	<7.9	<8.2	<8.3	<7.4	<8.2	<8.1	<6.9	<8.5	<8.4	<7.9	<8.2
n-Butylbenzene	µg/kg	-	<1.2	<1.2	<1.2	<1.2	<1.2	<1.2	<1.1	<1.2	<1.2	<1.0	<1.3	<1.3	<1.2	<1.2
sec-Butylbenzene	µg/kg	-	<1.2	<1.2	<1.2	<1.2	<1.2	<1.2	<1.1	<1.2	<1.2	<1.0	<1.3	<1.3	<1.2	<1.2
tert-Butylbenzene	µg/kg	-	<1.2	<1.2	<1.2	<1.2	<1.2	<1.2	<1.1	<1.2	<1.2	<1.0	<1.3	<1.3	<1.2	<1.2
Carbon tetrachloride	µg/kg	-	<0.79	<0.82	<0.79	<0.79	<0.82	<0.83	<0.74	<0.82	<0.81	<0.69	<0.85	<0.84	<0.79	<0.82
Chlorobenzene	µg/kg	4.80E+03	<1.2	<1.2	<1.2	<1.2	<1.2	<1.2	<1.1	<1.2	<1.2	<1.0	<1.3	<1.3	<1.2	<1.2
Chlorobromomethane (bromochloromethane)	µg/kg	-	<1.2	<1.2	<1.2	<1.2	<1.2	<1.2	<1.1	<1.2	<1.2	<1.0	<1.3	<1.3	<1.2	<1.2
Chlorodibromomethane (dibromochloromethane)	µg/kg	-	<0.79	<0.82	<0.79	<0.79	<0.82	<0.83	<0.74	<0.82	<0.81	<0.69	<0.85	<0.84	<0.79	<0.82
Chloroethane (ethyl chloride)	µg/kg	7.70E+04	<1.2	<1.2	<1.2	<1.2	<1.2	<1.2	<1.1	<1.2	<1.2	<1.0	<1.3	<1.3	<1.2	<1.2
Chloroform	µg/kg	2.90E+00	<1.2	<1.2	<1.2	<1.2	<1.2	<1.2	<1.1	<1.2	<1.2	<1.0	<1.3	<1.3	<1.2	<1.2
Chloromethane (methyl chloride)	µg/kg	7.30E+02	<1.2	<1.2	<1.2	<1.2	<1.2	<1.2	<1.1	<1.2	<1.2	<1.0	<1.3	<1.3	<1.2	<1.2
2-Chlorotoluene	µg/kg	-	<1.2	<1.2	<1.2	<1.2	<1.2	<1.2	<1.1	<1.2	<1.2	<1.0	<1.3	<1.3	<1.2	<1.2
4-Chlorotoluene	µg/kg	-	<1.2	<1.2	<1.2	<1.2	<1.2	<1.2	<1.1	<1.2	<1.2	<1.0	<1.3	<1.3	<1.2	<1.2
Cumene	µg/kg	3.10E+04	<1.2	<1.2	<1.2	<1.2	<1.2	<1.2	<1.1	<1.2	<1.2	<1.0	<1.3	<1.3	<1.2	<1.2
Cymene	µg/kg	-	<1.2	<1.2	<1.2	<1.2	<1.2	<1.2	<1.1	<1.2	<1.2	<1.0	<1.3	<1.3	<1.2	<1.2
1,2-Dibromo-3-chloropropane	µg/kg	-	<0.79	<0.82	<0.79	<0.79	<0.82	<0.83	<0.74	<0.82	<0.81	<0.69	<0.85	<0.84	<0.79	<0.82
1,2-Dibromoethane (ethylene dibromide)	µg/kg	-	<0.79	<0.82	<0.79	<0.79	<0.82	<0.83	<0.74	<0.82	<0.81	<0.69	<0.85	<0.84	<0.79	<0.82
1,2-Dichlorobenzene	µg/kg	5.10E+04	<1.2	<1.2	<1.2	<1.2	<1.2	<1.2	<1.1	<1.2	<1.2	<1.0	<1.3	<1.3	<1.2	<1.2
1,3-Dichlorobenzene	µg/kg	-	<1.2	<1.2	<1.2	<1.2	<1.2	<1.2	<1.1	<1.2	<1.2	<1.0	<1.3	<1.3	<1.2	<1.2
1,4-Dichlorobenzene	µg/kg	5.00E+01	<1.2	<1.2	<1.2	<1.2	<1.2	<1.2	<1.1	<1.2	<1.2	<1.0	<1.3	<1.3	<1.2	<1.2
Dichlorodifluoromethane (Freon 12)	µg/kg	-	<0.79	<0.82	<0.79	<0.79	<0.82	<0.83	<0.74	<0.82	<0.81	<0.69	<0.85	<0.84	<0.79	<0.82
1,1-Dichloroethane (1,1-DCA)	µg/kg	2.80E+01	<b>32.7</b>	<b>19.0</b>	<b>7.9</b>	<0.79	<0.82	<0.83	<0.74	<0.82	<0.81	<0.69	<0.85	<0.84	<0.79	<0.82

**Table 2d. Soil Analytical Results - Volatile Organic Compounds (VOCs) - Western Area**

Parameter	Units	RBTC	Site Data													
Sample ID	-	-	T11-1.0	T11-3.5	T11-6.5	V2-3.6	V2-6.6	V5-1.0	V5-3.5	V5-6.5	V8-3.0	V8-6.0	V11-0.7	V11-3.2	V11-6.2	X8-1.0
Location	-	-	T11	T11	T11	V2	V2	V5	V5	V5	V8	V8	V11	V11	V11	X8
Depth	feet bgs	-	1.0	3.5	6.5	3.6	6.6	1.0	3.5	6.5	3.0	6.0	0.7	3.2	6.2	1.0
Date	mm/dd/yy	-	07/12/11	07/12/11	07/12/11	07/11/11	07/11/11	07/12/11	07/12/11	07/12/11	07/12/11	07/12/11	07/12/11	07/12/11	07/12/11	07/12/11
1,2-Dichloroethane (1,2-DCA)	µg/kg	8.80E+00	<1.2	<1.2	<1.2	<1.2	<1.2	<1.2	<1.1	<1.2	<1.2	<1.0	<1.3	<1.3	<1.2	<1.2
1,1-Dichloroethene (1,1-DCE)	µg/kg	9.00E+02	<1.2	<1.2	<b>1.8 J</b>	<1.2	<1.2	<1.2	<1.1	<b>3.5 J</b>	<1.2	<1.0	<1.3	<1.3	<1.2	<1.2
cis-1,2-Dichloroethene (cis-1,2-DCE)	µg/kg	2.30E+06	<b>7.2</b>	<b>27.3</b>	<b>59.9</b>	<1.2	<b>16.0</b>	<1.2	<b>2.7 J</b>	<b>38.3</b>	<1.2	<b>1.8 J</b>	<1.3	<1.3	<b>5.6</b>	<1.2
trans-1,2-Dichloroethene (trans-1,2-DCE)	µg/kg	1.40E+03	<b>1.3 J</b>	<b>12.8</b>	<b>13.9</b>	<1.2	<b>16.3</b>	<1.2	<b>1.2 J</b>	<b>11.2</b>	<1.2	<b>1.5 J</b>	<1.3	<1.3	<1.2	<1.2
1,2-Dichloropropane	µg/kg	-	<1.2	<1.2	<1.2	<1.2	<1.2	<1.2	<1.1	<1.2	<1.2	<1.0	<1.3	<1.3	<1.2	<1.2
1,3-Dichloropropane	µg/kg	-	<1.2	<1.2	<1.2	<1.2	<1.2	<1.2	<1.1	<1.2	<1.2	<1.0	<1.3	<1.3	<1.2	<1.2
2,2-Dichloropropane	µg/kg	-	<1.2	<1.2	<1.2	<1.2	<1.2	<1.2	<1.1	<1.2	<1.2	<1.0	<1.3	<1.3	<1.2	<1.2
1,1-Dichloropropene	µg/kg	-	<1.2	<1.2	<1.2	<1.2	<1.2	<1.2	<1.1	<1.2	<1.2	<1.0	<1.3	<1.3	<1.2	<1.2
cis-1,3-Dichloropropene	µg/kg	-	<1.2	<1.2	<1.2	<1.2	<1.2	<1.2	<1.1	<1.2	<1.2	<1.0	<1.3	<1.3	<1.2	<1.2
trans-1,3-Dichloropropene	µg/kg	-	<1.2	<1.2	<1.2	<1.2	<1.2	<1.2	<1.1	<1.2	<1.2	<1.0	<1.3	<1.3	<1.2	<1.2
Diisopropyl Ether (DIPE)	µg/kg	-	<1.2	<1.2	<1.2	<1.2	<1.2	<1.2	<1.1	<1.2	<1.2	<1.0	<1.3	<1.3	<1.2	<1.2
Ethyl tert-butyl ether (ETBE)	µg/kg	-	<1.2	<1.2	<1.2	<1.2	<1.2	<1.2	<1.1	<1.2	<1.2	<1.0	<1.3	<1.3	<1.2	<1.2
Ethylbenzene	µg/kg	7.50E+01	<1.2	<1.2	<1.2	<1.2	<1.2	<1.2	<1.1	<1.2	<1.2	<1.0	<1.3	<1.3	<1.2	<1.2
Hexachlorobutadiene	µg/kg	2.50E+04	<0.79	<0.82	<0.79	<0.79	<0.82	<0.83	<0.74	<0.82	<0.81	<0.69	<0.85	<0.84	<0.79	<0.82
2-Hexanone (methyl butyl ketone)	µg/kg	1.50E+04	<4.0	<4.1	<4.0	<4.0	<4.1	<4.1	<3.7	<4.1	<4.1	<3.5	<4.3	<4.2	<4.0	<4.1
Methyl tert-butyl ether (MTBE)	µg/kg	1.20E+03	<0.79	<0.82	<0.79	<b>2.2 J</b>	<b>1.1 J</b>	<0.83	<b>1.9 J</b>	<b>2.2 J</b>	<0.81	<0.69	<0.85	<0.84	<0.79	<0.82
Methylene bromide	µg/kg	-	<2.0	<2.1	<2.0	<2.0	<2.0	<2.1	<1.9	<2.0	<2.0	<1.7	<2.1	<2.1	<2.0	<2.0
Methylene chloride	µg/kg	1.40E+02	<13	<13	<13	<13	<13	<13	<12	<13	<13	<11	<14	<13	<13	<13
4-Methyl-2-pentanone (methyl isobutyl ketone)	µg/kg	1.60E+06	<12	<12	<12	<12	<12	<12	<11	<12	<12	<10	<13	<13	<12	<12
Naphthalene	µg/kg	3.50E+02	<1.2	<1.2	<1.2	<1.2	<1.2	<1.2	<1.1	<1.2	<1.2	<1.0	<1.3	<1.3	<1.2	<1.2
n-Propylbenzene	µg/kg	-	<1.2	<1.2	<1.2	<1.2	<1.2	<1.2	<1.1	<1.2	<1.2	<1.0	<1.3	<1.3	<1.2	<1.2
Styrene	µg/kg	1.90E+05	<0.79	<0.82	<0.79	<0.79	<0.82	<0.83	<0.74	<0.82	<0.81	<0.69	<0.85	<0.84	<0.79	<0.82
1,1,1,2-Tetrachloroethane	µg/kg	-	<0.79	<0.82	<0.79	<0.79	<0.82	<0.83	<0.74	<0.82	<0.81	<0.69	<0.85	<0.84	<0.79	<0.82
1,1,1,2,2-Tetrachloroethane	µg/kg	2.10E+01	<0.79	<0.82	<0.79	<0.79	<0.82	<0.83	<0.74	<0.82	<0.81	<0.69	<0.85	<0.84	<0.79	<0.82
Tetrachloroethene (PCE)	µg/kg	4.80E+00	<b>10.4</b>	<2.9	<2.8	<2.8	<2.9	<2.9	<2.6	<2.9	<2.9	<2.4	<3.0	<2.9	<2.8	<2.9
Toluene	µg/kg	2.20E+05	<1.2	<1.2	<1.2	<1.2	<1.2	<1.2	<1.1	<1.2	<1.2	<1.0	<1.3	<1.3	<1.2	<1.2
1,2,3-Trichlorobenzene	µg/kg	-	<1.2	<1.2	<1.2	<1.2	<1.2	<1.2	<1.1	<1.2	<1.2	<1.0	<1.3	<1.3	<1.2	<1.2
1,2,4-Trichlorobenzene	µg/kg	2.40E+03	<1.2	<1.2	<1.2	<1.2	<1.2	<1.2	<1.1	<1.2	<1.2	<1.0	<1.3	<1.3	<1.2	<1.2
1,1,1-Trichloroethane (1,1,1-TCA)	µg/kg	3.50E+04	<1.2	<1.2	<1.2	<1.2	<1.2	<1.2	<1.1	<1.2	<1.2	<1.0	<1.3	<1.3	<1.2	<1.2
1,1,2-Trichloroethane (1,1,2-TCA)	µg/kg	2.60E+01	<0.79	<0.82	<0.79	<0.79	<0.82	<0.83	<0.74	<0.82	<0.81	<0.69	<0.85	<0.84	<0.79	<0.82

**Table 2d. Soil Analytical Results - Volatile Organic Compounds (VOCs) - Western Area**

Parameter	Units	RBTC	Site Data													
			T11-1.0	T11-3.5	T11-6.5	V2-3.6	V2-6.6	V5-1.0	V5-3.5	V5-6.5	V8-3.0	V8-6.0	V11-0.7	V11-3.2	V11-6.2	X8-1.0
Sample ID	-	-	T11	T11	T11	V2	V2	V5	V5	V5	V8	V8	V11	V11	V11	X8
Location	-	-	T11	T11	T11	V2	V2	V5	V5	V5	V8	V8	V11	V11	V11	X8
Depth	feet bgs	-	1.0	3.5	6.5	3.6	6.6	1.0	3.5	6.5	3.0	6.0	0.7	3.2	6.2	1.0
Date	mm/dd/yy	-	07/12/11	07/12/11	07/12/11	07/11/11	07/11/11	07/12/11	07/12/11	07/12/11	07/12/11	07/12/11	07/12/11	07/12/11	07/12/11	07/12/11
Trichloroethene (TCE)	µg/kg	1.80E+01	<b>6.1</b>	<b>21.8</b>	<b>307</b>	<0.79	<b>9.9</b>	<b>2.5 J</b>	<0.74	<b>1,320</b>	<0.81	<0.69	<0.85	<0.84	<b>5.4</b>	<0.82
Trichlorofluoromethane (Freon 11)	µg/kg	-	<0.95	<0.99	<0.95	<0.95	<0.98	<0.99	<0.89	<0.98	<0.98	<0.83	<1.0	<1.0	<0.95	<0.98
1,2,3-Trichloropropane	µg/kg	-	<1.2	<1.2	<1.2	<1.2	<1.2	<1.2	<1.1	<1.2	<1.2	<1.0	<1.3	<1.3	<1.2	<1.2
1,2,4-Trimethylbenzene	µg/kg	8.50E+02	<1.2	<1.2	<1.2	<1.2	<1.2	<1.2	<1.1	<1.2	<1.2	<1.0	<1.3	<1.3	<1.2	<1.2
1,3,5-Trimethylbenzene	µg/kg	1.10E+07	<1.2	<1.2	<1.2	<1.2	<1.2	<1.2	<1.1	<1.2	<1.2	<1.0	<1.3	<1.3	<1.2	<1.2
Vinyl chloride	µg/kg	2.50E+00	<2.0	<b>12.8</b>	<b>7.8</b>	<2.0	<2.0	<2.1	<1.9	<2.0	<2.0	<1.7	<2.1	<2.1	<2.0	<2.0
Xylenes	µg/kg	8.90E+03	<3.2	<3.3	<3.2	<3.2	<3.3	<3.3	<3.0	<3.3	<3.3	<2.8	<3.4	<3.4	<3.2	<3.3

Notes:

- (1) Volatile Organic Compounds (VOCs) analyzed using USEPA Method 8260B.
  - (2) Laboratory data qualifiers are as follows.
    - J Indicates an estimated value.
    - B Indicates analyte found in associated method blank.
    - E Indicates value exceeds calibration range.
  - (3)   Indicates an exceedance of the RBTC.
  - (4) Bold font indicates a concentration detected at or above the method detection limit (MDL).
  - (5) Sampling depths reported in feet below ground surface (feet bgs).
  - (6) Sample is a field duplicate.
- Not applicable / not analyzed.



**Table 2d. Soil Analytical Results - Volatile Organic Compounds (VOCs) - Western Area**

Parameter	Units	RBTC	Site Data													
			X8-1.0 <sup>(6)</sup>	X8-3.5	X8-6.5	X9-1.8	X9-4.1	X9-7.1	Y2-3.5	Y2-6.5	Y3-1.0	Y3-3.5	Y3-6.5	Y5-4.0	Y5-7.0	Y11-0.8
Sample ID	-	-	X8	X8	X8	X9	X9	X9	Y2	Y2	Y3	Y3	Y3	Y5	Y5	Y11
Location	-	-	X8	X8	X8	X9	X9	X9	Y2	Y2	Y3	Y3	Y3	Y5	Y5	Y11
Depth	feet bgs	-	1.0	3.5	6.5	1.8	4.1	7.1	3.5	6.5	1.0	3.5	6.5	4.0	7.0	0.8
Date	mm/dd/yy	-	07/12/11	07/12/11	07/12/11	07/12/11	07/12/11	07/12/11	07/11/11	07/11/11	07/11/11	07/11/11	07/11/11	07/11/11	07/11/11	07/12/11
Acetone	µg/kg	4.90E+07	<b>28.2 J</b>	<16	<15	<b>58.3 J</b>	<23	<13	<19	<14	<21	<b>32.8 J</b>	<16	<b>112</b>	<14	<22 J
tert-Amyl methyl ether (TAME)	µg/kg	-	<1.3	<0.97	<0.92	<1.3	<1.4	<0.79	<1.1	<0.85	<1.3	<1.0	<0.97	<0.91	<0.86	<1.3 J
Benzene	µg/kg	1.30E+01	<1.6	<1.2	<1.2	<1.6	<1.7	<0.99	<1.4	<1.1	<1.6	<1.3	<1.2	<1.1	<1.1	<1.7 J
Bromobenzene	µg/kg	-	<1.6	<1.2	<1.2	<1.6	<1.7	<0.99	<1.4	<1.1	<1.6	<1.3	<1.2	<1.1	<1.1	<1.7 J
Bromodichloromethane	µg/kg	-	<1.1	<0.81	<0.77	<1.1	<1.1	<0.66	<0.95	<0.71	<1.1	<0.86	<0.81	<0.76	<0.72	<1.1 J
Bromoform	µg/kg	-	<1.1	<0.81	<0.77	<1.1	<1.1	<0.66	<0.95	<0.71	<1.1	<0.86	<0.81	<0.76	<0.72	<1.1 J
Bromomethane (methyl bromide)	µg/kg	-	<2.7	<2.0	<1.9	<2.7	<2.9	<1.7	<2.4	<1.8	<2.7	<2.1	<2.0	<1.9	<1.8	<2.8 J
2-Butanone (methyl ethyl ketone)	µg/kg	5.30E+06	<13	<9.7	<9.2	<13	<14	<7.9	<11	<8.5	<13	<10	<9.7	<b>23.4 J</b>	<8.6	<13 J
tert-Butyl alcohol (TBA)	µg/kg	-	<11	<8.1	<7.7	<11	<11	<6.6	<9.5	<7.1	<11	<8.6	<8.1	<7.6	<7.2	<11 J
n-Butylbenzene	µg/kg	-	<1.6	<1.2	<1.2	<1.6	<1.7	<0.99	<1.4	<1.1	<1.6	<1.3	<1.2	<1.1	<1.1	<1.7 J
sec-Butylbenzene	µg/kg	-	<1.6	<1.2	<1.2	<1.6	<1.7	<0.99	<1.4	<1.1	<1.6	<1.3	<1.2	<1.1	<1.1	<1.7 J
tert-Butylbenzene	µg/kg	-	<1.6	<1.2	<1.2	<1.6	<1.7	<0.99	<1.4	<1.1	<1.6	<1.3	<1.2	<1.1	<1.1	<1.7 J
Carbon tetrachloride	µg/kg	-	<1.1	<0.81	<0.77	<1.1	<1.1	<0.66	<0.95	<0.71	<1.1	<0.86	<0.81	<0.76	<0.72	<1.1 J
Chlorobenzene	µg/kg	4.80E+03	<1.6	<1.2	<1.2	<1.6	<1.7	<0.99	<1.4	<1.1	<1.6	<1.3	<1.2	<1.1	<1.1	<1.7 J
Chlorobromomethane (bromochloromethane)	µg/kg	-	<1.6	<1.2	<1.2	<1.6	<1.7	<0.99	<1.4	<1.1	<1.6	<1.3	<1.2	<1.1	<1.1	<1.7 J
Chlorodibromomethane (dibromochloromethane)	µg/kg	-	<1.1	<0.81	<0.77	<1.1	<1.1	<0.66	<0.95	<0.71	<1.1	<0.86	<0.81	<0.76	<0.72	<1.1 J
Chloroethane (ethyl chloride)	µg/kg	7.70E+04	<1.6	<1.2	<1.2	<1.6	<1.7	<0.99	<1.4	<1.1	<1.6	<1.3	<1.2	<1.1	<1.1	<1.7 J
Chloroform	µg/kg	2.90E+00	<1.6	<1.2	<1.2	<1.6	<1.7	<0.99	<1.4	<1.1	<1.6	<1.3	<1.2	<1.1	<1.1	<1.7 J
Chloromethane (methyl chloride)	µg/kg	7.30E+02	<1.6	<1.2	<1.2	<1.6	<1.7	<0.99	<1.4	<1.1	<1.6	<1.3	<1.2	<1.1	<1.1	<1.7 J
2-Chlorotoluene	µg/kg	-	<1.6	<1.2	<1.2	<1.6	<1.7	<0.99	<1.4	<1.1	<1.6	<1.3	<1.2	<1.1	<1.1	<1.7 J
4-Chlorotoluene	µg/kg	-	<1.6	<1.2	<1.2	<1.6	<1.7	<0.99	<1.4	<1.1	<1.6	<1.3	<1.2	<1.1	<1.1	<1.7 J
Cumene	µg/kg	3.10E+04	<1.6	<1.2	<1.2	<1.6	<1.7	<0.99	<1.4	<1.1	<1.6	<1.3	<1.2	<1.1	<1.1	<1.7 J
Cymene	µg/kg	-	<1.6	<1.2	<1.2	<1.6	<1.7	<0.99	<1.4	<1.1	<1.6	<1.3	<1.2	<1.1	<1.1	<1.7 J
1,2-Dibromo-3-chloropropane	µg/kg	-	<1.1	<0.81	<0.77	<1.1	<1.1	<0.66	<0.95	<0.71	<1.1	<0.86	<0.81	<0.76	<0.72	<1.1 J
1,2-Dibromoethane (ethylene dibromide)	µg/kg	-	<1.1	<0.81	<0.77	<1.1	<1.1	<0.66	<0.95	<0.71	<1.1	<0.86	<0.81	<0.76	<0.72	<1.1 J
1,2-Dichlorobenzene	µg/kg	5.10E+04	<1.6	<1.2	<1.2	<1.6	<1.7	<0.99	<1.4	<1.1	<1.6	<1.3	<1.2	<1.1	<1.1	<1.7 J
1,3-Dichlorobenzene	µg/kg	-	<1.6	<1.2	<1.2	<1.6	<1.7	<0.99	<1.4	<1.1	<1.6	<1.3	<1.2	<1.1	<1.1	<1.7 J
1,4-Dichlorobenzene	µg/kg	5.00E+01	<1.6	<1.2	<1.2	<1.6	<1.7	<0.99	<1.4	<1.1	<1.6	<1.3	<1.2	<1.1	<1.1	<1.7 J
Dichlorodifluoromethane (Freon 12)	µg/kg	-	<1.1	<0.81	<0.77	<1.1	<1.1	<0.66	<0.95	<0.71	<1.1	<0.86	<0.81	<0.76	<0.72	<1.1 J
1,1-Dichloroethane (1,1-DCA)	µg/kg	2.80E+01	<1.1	<0.81	<0.77	<1.1	<1.1	<0.66	<0.95	<0.71	<1.1	<0.86	<0.81	<0.76	<0.72	<1.1 J

**Table 2d. Soil Analytical Results - Volatile Organic Compounds (VOCs) - Western Area**

Parameter	Units	RBTC	Site Data													
			X8-1.0 <sup>(6)</sup>	X8-3.5	X8-6.5	X9-1.8	X9-4.1	X9-7.1	Y2-3.5	Y2-6.5	Y3-1.0	Y3-3.5	Y3-6.5	Y5-4.0	Y5-7.0	Y11-0.8
Sample ID	-	-	X8	X8	X8	X9	X9	X9	Y2	Y2	Y3	Y3	Y3	Y5	Y5	Y11
Location	-	-														
Depth	feet bgs	-	1.0	3.5	6.5	1.8	4.1	7.1	3.5	6.5	1.0	3.5	6.5	4.0	7.0	0.8
Date	mm/dd/yy	-	07/12/11	07/12/11	07/12/11	07/12/11	07/12/11	07/12/11	07/11/11	07/11/11	07/11/11	07/11/11	07/11/11	07/11/11	07/11/11	07/12/11
1,2-Dichloroethane (1,2-DCA)	µg/kg	8.80E+00	<1.6	<1.2	<1.2	<1.6	<1.7	<0.99	<1.4	<1.1	<1.6	<1.3	<1.2	<1.1	<1.1	<1.7 J
1,1-Dichloroethene (1,1-DCE)	µg/kg	9.00E+02	<1.6	<1.2	<1.2	<1.6	<1.7	<0.99	<1.4	<1.1	<1.6	<1.3	<1.2	<1.1	<1.1	<1.7 J
cis-1,2-Dichloroethene (cis-1,2-DCE)	µg/kg	2.30E+06	<1.6	<1.2	<b>1.3 J</b>	<1.6	<1.7	<b>2.0 J</b>	<1.4	<b>1.5 J</b>	<1.6	<b>55.9</b>	<b>40.1</b>	<b>3.4 J</b>	<b>4.0</b>	<1.7 J
trans-1,2-Dichloroethene (trans-1,2-DCE)	µg/kg	1.40E+03	<1.6	<1.2	<1.2	<1.6	<1.7	<0.99	<1.4	<1.1	<1.6	<b>5.5</b>	<b>3.7 J</b>	<1.1	<1.1	<1.7 J
1,2-Dichloropropane	µg/kg	-	<1.6	<1.2	<1.2	<1.6	<1.7	<0.99	<1.4	<1.1	<1.6	<1.3	<1.2	<1.1	<1.1	<1.7 J
1,3-Dichloropropane	µg/kg	-	<1.6	<1.2	<1.2	<1.6	<1.7	<0.99	<1.4	<1.1	<1.6	<1.3	<1.2	<1.1	<1.1	<1.7 J
2,2-Dichloropropane	µg/kg	-	<1.6	<1.2	<1.2	<1.6	<1.7	<0.99	<1.4	<1.1	<1.6	<1.3	<1.2	<1.1	<1.1	<1.7 J
1,1-Dichloropropene	µg/kg	-	<1.6	<1.2	<1.2	<1.6	<1.7	<0.99	<1.4	<1.1	<1.6	<1.3	<1.2	<1.1	<1.1	<1.7 J
cis-1,3-Dichloropropene	µg/kg	-	<1.6	<1.2	<1.2	<1.6	<1.7	<0.99	<1.4	<1.1	<1.6	<1.3	<1.2	<1.1	<1.1	<1.7 J
trans-1,3-Dichloropropene	µg/kg	-	<1.6	<1.2	<1.2	<1.6	<1.7	<0.99	<1.4	<1.1	<1.6	<1.3	<1.2	<1.1	<1.1	<1.7 J
Diisopropyl Ether (DIPE)	µg/kg	-	<1.6	<1.2	<1.2	<1.6	<1.7	<0.99	<1.4	<1.1	<1.6	<1.3	<1.2	<1.1	<1.1	<1.7 J
Ethyl tert-butyl ether (ETBE)	µg/kg	-	<1.6	<1.2	<1.2	<1.6	<1.7	<0.99	<1.4	<1.1	<1.6	<1.3	<1.2	<1.1	<1.1	<1.7 J
Ethylbenzene	µg/kg	7.50E+01	<1.6	<1.2	<1.2	<1.6	<1.7	<0.99	<1.4	<1.1	<1.6	<1.3	<1.2	<1.1	<1.1	<1.7 J
Hexachlorobutadiene	µg/kg	2.50E+04	<1.1	<0.81	<0.77	<1.1	<1.1	<0.66	<0.95	<0.71	<1.1	<0.86	<0.81	<0.76	<0.72	<1.1 J
2-Hexanone (methyl butyl ketone)	µg/kg	1.50E+04	<5.5	<4.0	<3.8	<5.5	<5.7	<3.3	<4.8	<3.5	<5.4	<4.3	<4.1	<3.8	<3.6	<5.5 J
Methyl tert-butyl ether (MTBE)	µg/kg	1.20E+03	<1.1	<0.81	<0.77	<1.1	<1.1	<0.66	<0.95	<0.71	<1.1	<0.86	<b>0.81 J</b>	<0.76	<0.72	<1.1 J
Methylene bromide	µg/kg	-	<2.7	<2.0	<1.9	<2.7	<2.9	<1.7	<2.4	<1.8	<2.7	<2.1	<2.0	<1.9	<1.8	<2.8 J
Methylene chloride	µg/kg	1.40E+02	<18	<13	<12	<18	<18	<11	<15	<11	<17	<14	<13	<12	<11	<18 J
4-Methyl-2-pentanone (methyl isobutyl ketone)	µg/kg	1.60E+06	<16	<12	<12	<16	<17	<9.9	<14	<11	<16	<13	<12	<11	<11	<17 J
Naphthalene	µg/kg	3.50E+02	<1.6	<1.2	<1.2	<1.6	<1.7	<0.99	<1.4	<1.1	<1.6	<1.3	<1.2	<1.1	<1.1	<1.7 J
n-Propylbenzene	µg/kg	-	<1.6	<1.2	<1.2	<1.6	<1.7	<0.99	<1.4	<1.1	<1.6	<1.3	<1.2	<1.1	<1.1	<1.7 J
Styrene	µg/kg	1.90E+05	<1.1	<0.81	<0.77	<1.1	<1.1	<0.66	<0.95	<0.71	<1.1	<0.86	<0.81	<0.76	<0.72	<1.1 J
1,1,1,2-Tetrachloroethane	µg/kg	-	<1.1	<0.81	<0.77	<1.1	<1.1	<0.66	<0.95	<0.71	<1.1	<0.86	<0.81	<0.76	<0.72	<1.1 J
1,1,2,2-Tetrachloroethane	µg/kg	2.10E+01	<1.1	<0.81	<0.77	<1.1	<1.1	<0.66	<0.95	<0.71	<1.1	<0.86	<0.81	<0.76	<0.72	<1.1 J
Tetrachloroethene (PCE)	µg/kg	4.80E+00	<3.8	<2.8	<2.7	<3.8	<4.0	<2.3	<b>3.8 J</b>	<2.5	<3.8	<3.0	<2.8	<2.7	<2.5	<3.9 J
Toluene	µg/kg	2.20E+05	<1.6	<1.2	<1.2	<1.6	<1.7	<0.99	<1.4	<1.1	<1.6	<1.3	<1.2	<1.1	<1.1	<1.7 J
1,2,3-Trichlorobenzene	µg/kg	-	<1.6	<1.2	<1.2	<1.6	<1.7	<0.99	<1.4	<1.1	<1.6	<1.3	<1.2	<1.1	<1.1	<1.7 J
1,2,4-Trichlorobenzene	µg/kg	2.40E+03	<1.6	<1.2	<1.2	<1.6	<1.7	<0.99	<1.4	<1.1	<1.6	<1.3	<1.2	<1.1	<1.1	<1.7 J
1,1,1-Trichloroethane (1,1,1-TCA)	µg/kg	3.50E+04	<1.6	<1.2	<1.2	<1.6	<1.7	<0.99	<1.4	<1.1	<1.6	<1.3	<1.2	<1.1	<1.1	<1.7 J
1,1,2-Trichloroethane (1,1,2-TCA)	µg/kg	2.60E+01	<1.1	<0.81	<0.77	<1.1	<1.1	<0.66	<0.95	<0.71	<1.1	<0.86	<0.81	<0.76	<0.72	<1.1 J

**Table 2d. Soil Analytical Results - Volatile Organic Compounds (VOCs) - Western Area**

Parameter	Units	RBTC	Site Data														
			Sample ID	Location	Depth	Date	X8-1.0 <sup>(6)</sup>	X8-3.5	X8-6.5	X9-1.8	X9-4.1	X9-7.1	Y2-3.5	Y2-6.5	Y3-1.0	Y3-3.5	Y3-6.5
Trichloroethene (TCE)	µg/kg	1.80E+01	<1.1	<0.81	<0.77	<1.1	<1.1	<0.66	<b>54.9</b>	<b>25.2</b>	<b>3.9 J</b>	<b>21.7</b>	<b>16.2</b>	<b>5.9</b>	<b>24.8</b>	<1.1 J	
Trichlorofluoromethane (Freon 11)	µg/kg	–	<1.3	<0.97	<0.92	<1.3	<1.4	<0.79	<1.1	<0.85	<1.3	<1.0	<0.97	<0.91	<0.86	<1.3 J	
1,2,3-Trichloropropane	µg/kg	–	<1.6	<1.2	<1.2	<1.6	<1.7	<0.99	<1.4	<1.1	<1.6	<1.3	<1.2	<1.1	<1.1	<1.7 J	
1,2,4-Trimethylbenzene	µg/kg	8.50E+02	<1.6	<1.2	<1.2	<1.6	<1.7	<0.99	<1.4	<1.1	<1.6	<1.3	<1.2	<1.1	<1.1	<1.7 J	
1,3,5-Trimethylbenzene	µg/kg	1.10E+07	<1.6	<1.2	<1.2	<1.6	<1.7	<0.99	<1.4	<1.1	<1.6	<1.3	<1.2	<1.1	<1.1	<1.7 J	
Vinyl chloride	µg/kg	2.50E+00	<2.7	<2.0	<1.9	<2.7	<2.9	<1.7	<2.4	<1.8	<2.7	<2.1	<2.0	<1.9	<1.8	<2.8 J	
Xylenes	µg/kg	8.90E+03	<4.4	<3.2	<3.1	<4.4	<4.6	<2.6	<3.8	<2.8	<4.3	<3.4	<3.2	<3.0	<2.9	<4.4 J	

Notes:

- (1) Volatile Organic Compounds (VOCs) analyzed using USEPA Method 8260B.
- (2) Laboratory data qualifiers are as follows.
  - J Indicates an estimated value.
  - B Indicates analyte found in associated method blank.
  - E Indicates value exceeds calibration range.
- (3)   Indicates an exceedance of the RBTC.
- (4) Bold font indicates a concentration detected at or above the method detection limit (MDL).
- (5) Sampling depths reported in feet below ground surface (feet bgs).
- (6) Sample is a field duplicate.
- Not applicable / not analyzed.

**Table 2d. Soil Analytical Results - Volatile Organic Compounds (VOCs) - Western Area**

Parameter	Units	RBTC	Site Data													
			Y11-3.1	Y11-6.1	Y14-3.5	Y14-6.5	AA12-3.5	AA12-6.5	BB2-1.5	BB2-1.5 <sup>(6)</sup>	BB2-4.0	BB2-7.0	BB5-3.5	BB5-6.5	BB8-2.7	BB8-5.0
Sample ID	–	–	Y11	Y11	Y14	Y14	AA12	AA12	BB2	BB2	BB2	BB2	BB5	BB5	BB8	BB8
Location	–	–														
Depth	feet bgs	–	3.1	6.1	3.5	6.5	3.5	6.5	1.5	1.5	4.0	7.0	3.5	6.5	2.7	5.0
Date	mm/dd/yy	–	07/12/11	07/12/11	07/11/11	07/11/11	07/11/11	07/11/11	07/11/11	07/11/11	07/11/11	07/11/11	07/11/11	07/11/11	07/11/11	07/11/11
Acetone	µg/kg	4.90E+07	<b>141</b>	<1,100	<b>99.9</b>	<15	<b>48.3 J</b>	<17	<19	<24	<17	<16	<b>56.5 J</b>	<15	<b>96.3</b>	<15
tert-Amyl methyl ether (TAME)	µg/kg	–	<1.1	<64	<1.1	<0.88	<1.1	<1.0	<1.1	<1.4	<1.0	<0.93	<1.1	<0.93	<1.0	<0.92
Benzene	µg/kg	1.30E+01	<1.4	<80	<1.4	<1.1	<1.4	<1.2	<1.4	<1.8	<1.3	<1.2	<1.3	<1.2	<1.3	<1.1
Bromobenzene	µg/kg	–	<1.4	<80	<1.4	<1.1	<1.4	<1.2	<1.4	<1.8	<1.3	<1.2	<1.3	<1.2	<1.3	<1.1
Bromodichloromethane	µg/kg	–	<0.94	<53	<0.95	<0.74	<0.93	<0.83	<0.94	<1.2	<0.87	<0.78	<0.88	<0.77	<0.87	<0.76
Bromoform	µg/kg	–	<0.94	<53	<0.95	<0.74	<0.93	<0.83	<0.94	<1.2	<0.87	<0.78	<0.88	<0.77	<0.87	<0.76
Bromomethane (methyl bromide)	µg/kg	–	<2.4	<130	<2.4	<1.8	<2.3	<2.1	<2.3	<3.0	<2.2	<1.9	<2.2	<1.9	<2.2	<1.9
2-Butanone (methyl ethyl ketone)	µg/kg	5.30E+06	<b>28.8 J</b>	<640	<b>19.8 J</b>	<8.8	<11	<10	<11	<14	<10	<9.3	<11	<9.3	<b>16.8 J</b>	<9.2
tert-Butyl alcohol (TBA)	µg/kg	–	<9.4	<530	<9.5	<7.4	<9.3	<8.3	<9.4	<12	<8.7	<7.8	<8.8	<7.7	<8.7	<7.6
n-Butylbenzene	µg/kg	–	<1.4	<80	<1.4	<1.1	<1.4	<1.2	<1.4	<1.8	<1.3	<1.2	<1.3	<1.2	<1.3	<1.1
sec-Butylbenzene	µg/kg	–	<1.4	<80	<1.4	<1.1	<1.4	<1.2	<1.4	<1.8	<1.3	<1.2	<1.3	<1.2	<1.3	<1.1
tert-Butylbenzene	µg/kg	–	<1.4	<80	<1.4	<1.1	<1.4	<1.2	<1.4	<1.8	<1.3	<1.2	<1.3	<1.2	<1.3	<1.1
Carbon tetrachloride	µg/kg	–	<0.94	<53	<0.95	<0.74	<0.93	<0.83	<0.94	<1.2	<0.87	<0.78	<0.88	<0.77	<0.87	<0.76
Chlorobenzene	µg/kg	4.80E+03	<1.4	<80	<1.4	<1.1	<1.4	<1.2	<1.4	<1.8	<1.3	<1.2	<1.3	<1.2	<1.3	<1.1
Chlorobromomethane (bromochloromethane)	µg/kg	–	<1.4	<80	<1.4	<1.1	<1.4	<1.2	<1.4	<1.8	<1.3	<1.2	<1.3	<1.2	<1.3	<1.1
Chlorodibromomethane (dibromochloromethane)	µg/kg	–	<0.94	<53	<0.95	<0.74	<0.93	<0.83	<0.94	<1.2	<0.87	<0.78	<0.88	<0.77	<0.87	<0.76
Chloroethane (ethyl chloride)	µg/kg	7.70E+04	<1.4	<80	<1.4	<1.1	<1.4	<1.2	<1.4	<1.8	<1.3	<1.2	<1.3	<1.2	<1.3	<1.1
Chloroform	µg/kg	2.90E+00	<1.4	<80	<1.4	<1.1	<1.4	<1.2	<1.4	<1.8	<1.3	<1.2	<1.3	<1.2	<1.3	<1.1
Chloromethane (methyl chloride)	µg/kg	7.30E+02	<1.4	<80	<1.4	<1.1	<1.4	<1.2	<1.4	<1.8	<1.3	<1.2	<1.3	<1.2	<1.3	<1.1
2-Chlorotoluene	µg/kg	–	<1.4	<80	<1.4	<1.1	<1.4	<1.2	<1.4	<1.8	<1.3	<1.2	<1.3	<1.2	<1.3	<1.1
4-Chlorotoluene	µg/kg	–	<1.4	<80	<1.4	<1.1	<1.4	<1.2	<1.4	<1.8	<1.3	<1.2	<1.3	<1.2	<1.3	<1.1
Cumene	µg/kg	3.10E+04	<1.4	<80	<1.4	<1.1	<1.4	<1.2	<1.4	<1.8	<1.3	<1.2	<1.3	<1.2	<1.3	<1.1
Cymene	µg/kg	–	<1.4	<80	<1.4	<1.1	<1.4	<1.2	<1.4	<1.8	<1.3	<1.2	<1.3	<1.2	<1.3	<1.1
1,2-Dibromo-3-chloropropane	µg/kg	–	<0.94	<53	<0.95	<0.74	<0.93	<0.83	<0.94	<1.2	<0.87	<0.78	<0.88	<0.77	<0.87	<0.76
1,2-Dibromoethane (ethylene dibromide)	µg/kg	–	<0.94	<53	<0.95	<0.74	<0.93	<0.83	<0.94	<1.2	<0.87	<0.78	<0.88	<0.77	<0.87	<0.76
1,2-Dichlorobenzene	µg/kg	5.10E+04	<1.4	<80	<1.4	<1.1	<1.4	<1.2	<1.4	<1.8	<1.3	<1.2	<1.3	<1.2	<1.3	<1.1
1,3-Dichlorobenzene	µg/kg	–	<1.4	<80	<1.4	<1.1	<1.4	<1.2	<1.4	<1.8	<1.3	<1.2	<1.3	<1.2	<1.3	<1.1
1,4-Dichlorobenzene	µg/kg	5.00E+01	<1.4	<80	<1.4	<1.1	<1.4	<1.2	<1.4	<1.8	<1.3	<1.2	<1.3	<1.2	<1.3	<1.1
Dichlorodifluoromethane (Freon 12)	µg/kg	–	<0.94	<53	<0.95	<0.74	<0.93	<0.83	<0.94	<1.2	<0.87	<0.78	<0.88	<0.77	<0.87	<0.76
1,1-Dichloroethane (1,1-DCA)	µg/kg	2.80E+01	<0.94	<53	<0.95	<0.74	<0.93	<0.83	<0.94	<1.2	<0.87	<0.78	<0.88	<0.77	<0.87	<0.76

**Table 2d. Soil Analytical Results - Volatile Organic Compounds (VOCs) - Western Area**

Parameter	Units	RBTC	Site Data													
			Y11-3.1	Y11-6.1	Y14-3.5	Y14-6.5	AA12-3.5	AA12-6.5	BB2-1.5	BB2-1.5 <sup>(6)</sup>	BB2-4.0	BB2-7.0	BB5-3.5	BB5-6.5	BB8-2.7	BB8-5.0
Sample ID	–	–	Y11	Y11	Y14	Y14	AA12	AA12	BB2	BB2	BB2	BB2	BB5	BB5	BB8	BB8
Location	–	–														
Depth	feet bgs	–	3.1	6.1	3.5	6.5	3.5	6.5	1.5	1.5	4.0	7.0	3.5	6.5	2.7	5.0
Date	mm/dd/yy	–	07/12/11	07/12/11	07/11/11	07/11/11	07/11/11	07/11/11	07/11/11	07/11/11	07/11/11	07/11/11	07/11/11	07/11/11	07/11/11	07/11/11
1,2-Dichloroethane (1,2-DCA)	µg/kg	8.80E+00	<1.4	<80	<1.4	<1.1	<1.4	<1.2	<1.4	<1.8	<1.3	<1.2	<1.3	<1.2	<1.3	<1.1
1,1-Dichloroethene (1,1-DCE)	µg/kg	9.00E+02	<1.4	<80	<1.4	<1.1	<1.4	<1.2	<1.4	<1.8	<1.3	<1.2	<1.3	<b>1.4 J</b>	<1.3	<1.1
cis-1,2-Dichloroethene (cis-1,2-DCE)	µg/kg	2.30E+06	<1.4	<80	<1.4	<1.1	<1.4	<b>1.2 J</b>	<1.4	<1.8	<b>10.1</b>	<b>18.7</b>	<b>14.7</b>	<b>17.2</b>	<b>7.4</b>	<b>2.7 J</b>
trans-1,2-Dichloroethene (trans-1,2-DCE)	µg/kg	1.40E+03	<1.4	<80	<1.4	<1.1	<1.4	<1.2	<1.4	<1.8	<1.3	<1.2	<b>2.4 J</b>	<b>1.3 J</b>	<b>2.5 J</b>	<1.1
1,2-Dichloropropane	µg/kg	–	<1.4	<80	<1.4	<1.1	<1.4	<1.2	<1.4	<1.8	<1.3	<1.2	<1.3	<1.2	<1.3	<1.1
1,3-Dichloropropane	µg/kg	–	<1.4	<80	<1.4	<1.1	<1.4	<1.2	<1.4	<1.8	<1.3	<1.2	<1.3	<1.2	<1.3	<1.1
2,2-Dichloropropane	µg/kg	–	<1.4	<80	<1.4	<1.1	<1.4	<1.2	<1.4	<1.8	<1.3	<1.2	<1.3	<1.2	<1.3	<1.1
1,1-Dichloropropene	µg/kg	–	<1.4	<80	<1.4	<1.1	<1.4	<1.2	<1.4	<1.8	<1.3	<1.2	<1.3	<1.2	<1.3	<1.1
cis-1,3-Dichloropropene	µg/kg	–	<1.4	<80	<1.4	<1.1	<1.4	<1.2	<1.4	<1.8	<1.3	<1.2	<1.3	<1.2	<1.3	<1.1
trans-1,3-Dichloropropene	µg/kg	–	<1.4	<80	<1.4	<1.1	<1.4	<1.2	<1.4	<1.8	<1.3	<1.2	<1.3	<1.2	<1.3	<1.1
Diisopropyl Ether (DIPE)	µg/kg	–	<1.4	<80	<1.4	<1.1	<1.4	<1.2	<1.4	<1.8	<1.3	<1.2	<1.3	<1.2	<1.3	<1.1
Ethyl tert-butyl ether (ETBE)	µg/kg	–	<1.4	<80	<1.4	<1.1	<1.4	<1.2	<1.4	<1.8	<1.3	<1.2	<1.3	<1.2	<1.3	<1.1
Ethylbenzene	µg/kg	7.50E+01	<1.4	<80	<b>3.2 J</b>	<1.1	<1.4	<1.2	<1.4	<1.8	<1.3	<1.2	<1.3	<1.2	<1.3	<1.1
Hexachlorobutadiene	µg/kg	2.50E+04	<0.94	<53	<0.95	<0.74	<0.93	<0.83	<0.94	<1.2	<0.87	<0.78	<0.88	<0.77	<0.87	<0.76
2-Hexanone (methyl butyl ketone)	µg/kg	1.50E+04	<4.7	<270	<4.7	<3.7	<4.6	<4.2	<4.7	<6.0	<4.3	<3.9	<4.4	<3.9	<4.3	<3.8
Methyl tert-butyl ether (MTBE)	µg/kg	1.20E+03	<0.94	<53	<0.95	<0.74	<0.93	<0.83	<0.94	<1.2	<0.87	<b>1.5 J</b>	<0.88	<0.77	<0.87	<0.76
Methylene bromide	µg/kg	–	<2.4	<130	<2.4	<1.8	<2.3	<2.1	<2.3	<3.0	<2.2	<1.9	<2.2	<1.9	<2.2	<1.9
Methylene chloride	µg/kg	1.40E+02	<15	<850	<15	<12	<15	<13	<15	<19	<14	<12	<14	<12	<14	<12
4-Methyl-2-pentanone (methyl isobutyl ketone)	µg/kg	1.60E+06	<14	<800	<14	<11	<14	<12	<14	<18	<13	<12	<13	<12	<13	<11
Naphthalene	µg/kg	3.50E+02	<1.4	<80	<1.4	<1.1	<1.4	<1.2	<1.4	<1.8	<1.3	<1.2	<1.3	<1.2	<1.3	<1.1
n-Propylbenzene	µg/kg	–	<1.4	<80	<1.4	<1.1	<1.4	<1.2	<1.4	<1.8	<1.3	<1.2	<1.3	<1.2	<1.3	<1.1
Styrene	µg/kg	1.90E+05	<0.94	<53	<0.95	<0.74	<0.93	<0.83	<0.94	<1.2	<0.87	<0.78	<0.88	<0.77	<0.87	<0.76
1,1,1,2-Tetrachloroethane	µg/kg	–	<0.94	<53	<0.95	<0.74	<0.93	<0.83	<0.94	<1.2	<0.87	<0.78	<0.88	<0.77	<0.87	<0.76
1,1,2,2-Tetrachloroethane	µg/kg	2.10E+01	<0.94	<53	<0.95	<0.74	<0.93	<0.83	<0.94	<1.2	<0.87	<0.78	<0.88	<0.77	<0.87	<0.76
Tetrachloroethene (PCE)	µg/kg	4.80E+00	<3.3	<190	<3.3	<2.6	<3.2	<2.9	<3.3	<4.2	<3.0	<b>3.5 J</b>	<3.1	<2.7	<3.0	<2.7
Toluene	µg/kg	2.20E+05	<1.4	<80	<1.4	<1.1	<1.4	<1.2	<1.4	<1.8	<1.3	<1.2	<1.3	<1.2	<1.3	<1.1
1,2,3-Trichlorobenzene	µg/kg	–	<1.4	<80	<1.4	<1.1	<1.4	<1.2	<1.4	<1.8	<1.3	<1.2	<1.3	<1.2	<1.3	<1.1
1,2,4-Trichlorobenzene	µg/kg	2.40E+03	<1.4	<80	<1.4	<1.1	<1.4	<1.2	<1.4	<1.8	<1.3	<1.2	<1.3	<1.2	<1.3	<1.1
1,1,1-Trichloroethane (1,1,1-TCA)	µg/kg	3.50E+04	<1.4	<80	<1.4	<1.1	<1.4	<1.2	<1.4	<1.8	<1.3	<1.2	<1.3	<1.2	<1.3	<1.1
1,1,2-Trichloroethane (1,1,2-TCA)	µg/kg	2.60E+01	<0.94	<53	<0.95	<0.74	<0.93	<0.83	<0.94	<1.2	<0.87	<0.78	<0.88	<0.77	<0.87	<0.76

**Table 2d. Soil Analytical Results - Volatile Organic Compounds (VOCs) - Western Area**

Parameter	Units	RBTC	Site Data													
			Y11-3.1	Y11-6.1	Y14-3.5	Y14-6.5	AA12-3.5	AA12-6.5	BB2-1.5	BB2-1.5 <sup>(6)</sup>	BB2-4.0	BB2-7.0	BB5-3.5	BB5-6.5	BB8-2.7	BB8-5.0
Sample ID	-	-	Y11	Y11	Y14	Y14	AA12	AA12	BB2	BB2	BB2	BB2	BB5	BB5	BB8	BB8
Location	-	-	3.1	6.1	3.5	6.5	3.5	6.5	1.5	1.5	4.0	7.0	3.5	6.5	2.7	5.0
Depth	feet bgs	-	07/12/11	07/12/11	07/11/11	07/11/11	07/11/11	07/11/11	07/11/11	07/11/11	07/11/11	07/11/11	07/11/11	07/11/11	07/11/11	07/11/11
Date	mm/dd/yy	-														
Trichloroethene (TCE)	µg/kg	1.80E+01	<0.94	<53	<0.95	<0.74	<0.93	<0.83	<b>5.9</b>	<b>5.7 J</b>	<b>116</b>	<b>109</b>	<b>113</b>	<b>96.3</b>	<b>13.5</b>	<b>6.2</b>
Trichlorofluoromethane (Freon 11)	µg/kg	-	<1.1	<64	<1.1	<0.88	<1.1	<1.0	<1.1	<1.4	<1.0	<0.93	<1.1	<0.93	<1.0	<0.92
1,2,3-Trichloropropane	µg/kg	-	<1.4	<80	<1.4	<1.1	<1.4	<1.2	<1.4	<1.8	<1.3	<1.2	<1.3	<1.2	<1.3	<1.1
1,2,4-Trimethylbenzene	µg/kg	8.50E+02	<1.4	<80	<b>10.9</b>	<1.1	<1.4	<1.2	<1.4	<1.8	<1.3	<1.2	<1.3	<1.2	<1.3	<1.1
1,3,5-Trimethylbenzene	µg/kg	1.10E+07	<1.4	<80	<b>3.2 J</b>	<1.1	<1.4	<1.2	<1.4	<1.8	<1.3	<1.2	<1.3	<1.2	<1.3	<1.1
Vinyl chloride	µg/kg	2.50E+00	<2.4	<130	<2.4	<1.8	<2.3	<2.1	<2.3	<3.0	<2.2	<1.9	<2.2	<1.9	<2.2	<1.9
Xylenes	µg/kg	8.90E+03	<3.8	<210	<b>26.5</b>	<2.9	<3.7	<3.3	<3.8	<4.8	<3.5	<3.1	<3.5	<3.1	<3.5	<3.1

Notes:

- (1) Volatile Organic Compounds (VOCs) analyzed using USEPA Method 8260B.
  - (2) Laboratory data qualifiers are as follows.
    - J Indicates an estimated value.
    - B Indicates analyte found in associated method blank.
    - E Indicates value exceeds calibration range.
  - (3)   Indicates an exceedance of the RBTC.
  - (4) Bold font indicates a concentration detected at or above the method detection limit (MDL).
  - (5) Sampling depths reported in feet below ground surface (feet bgs).
  - (6) Sample is a field duplicate.
- Not applicable / not analyzed.

**Table 2d. Soil Analytical Results - Volatile Organic Compounds (VOCs) - Western Area**

Parameter	Units	RBTC	Site Data													
			BB8-7.5	BB11-1.5	BB11-4.0	BB11-7.0	N25-0.9	N25-3.9	N26A-3.5 <sup>(6)</sup>	N26-3.5	N26-6.5	P25-2.7	P27-0.9	P27-0.9 <sup>(6)</sup>	P27-5.0	P27-6.4
Sample ID	-	-	BB8	BB11	BB11	BB11	N25	N25	N26	N26	N26	P25	P27	P27	P27	P27
Location	-	-	7.5	1.5	4.0	7.0	0.9	3.9	3.5	3.5	6.5	2.7	0.9	0.9	5.0	6.4
Depth	feet bgs	-	07/11/11	07/11/11	07/11/11	07/11/11	07/22/11	07/22/11	07/26/11	07/26/11	07/26/11	07/26/11	07/21/11	07/21/11	07/21/11	07/21/11
Date	mm/dd/yy	-														
Acetone	µg/kg	4.90E+07	<16	<b>41.4 J</b>	<b>99.2 J</b>	<b>20.8 J</b>	<8,800	<14	<14	<15	<15	<14	<b>19.9 J</b>	<b>19.4 J</b>	<14	<14
tert-Amyl methyl ether (TAME)	µg/kg	-	<0.96	<1.0	<1.4	<1.1	<530	<0.81	<0.85	<0.88	<0.89	<0.84	<0.91	<0.85	<0.86	<0.87
Benzene	µg/kg	1.30E+01	<1.2	<1.3	<1.7	<1.3	<660	<b>4.3</b>	<b>6.3</b>	<b>7.8</b>	<b>6.8</b>	<b>5.7</b>	<1.1	<1.1	<1.1	<1.1
Bromobenzene	µg/kg	-	<1.2	<1.3	<1.7	<1.3	<660	<1.0	<1.1	<1.1	<1.1	<1.1	<1.1	<1.1	<1.1	<1.1
Bromodichloromethane	µg/kg	-	<0.80	<0.87	<1.1	<0.88	<440	<0.68	<0.71	<0.73	<0.74	<0.70	<0.76	<0.71	<0.72	<0.72
Bromoform	µg/kg	-	<0.80	<0.87	<1.1	<0.88	<440	<0.68	<0.71	<0.73	<0.74	<0.70	<0.76	<0.71	<0.72	<0.72
Bromomethane (methyl bromide)	µg/kg	-	<2.0	<2.2	<2.8	<2.2	<1,100	<1.7	<1.8	<1.8	<1.9	<1.8	<1.9	<1.8	<1.8	<1.8
2-Butanone (methyl ethyl ketone)	µg/kg	5.30E+06	<9.6	<10	<b>18.6 J</b>	<11	<5,300	<8.1	<8.5	<8.8	<8.9	<8.4	<9.1	<8.5	<8.6	<8.7
tert-Butyl alcohol (TBA)	µg/kg	-	<8.0	<8.7	<11	<8.8	<4,400	<6.8	<b>10 J</b>	<b>9.8 J</b>	<b>12.3 J</b>	<7.0	<7.6	<7.1	<7.2	<7.2
n-Butylbenzene	µg/kg	-	<1.2	<1.3	<1.7	<1.3	<b>2,690</b>	<1.0	<1.1	<1.1	<1.1	<1.1	<1.1	<1.1	<1.1	<1.1
sec-Butylbenzene	µg/kg	-	<1.2	<1.3	<1.7	<1.3	<b>2,310</b>	<1.0	<1.1	<1.1	<1.1	<1.1	<1.1	<1.1	<1.1	<1.1
tert-Butylbenzene	µg/kg	-	<1.2	<1.3	<1.7	<1.3	<660	<1.0	<1.1	<1.1	<1.1	<1.1	<1.1	<1.1	<1.1	<1.1
Carbon tetrachloride	µg/kg	-	<0.80	<0.87	<1.1	<0.88	<440	<0.68	<0.71	<0.73	<0.74	<0.70	<0.76	<0.71	<0.72	<0.72
Chlorobenzene	µg/kg	4.80E+03	<1.2	<1.3	<1.7	<1.3	<b>883 J</b>	<b>5.1</b>	<b>10.7</b>	<b>11.8</b>	<b>12.7</b>	<1.1	<1.1	<1.1	<1.1	<1.1
Chlorobromomethane (bromochloromethane)	µg/kg	-	<1.2	<1.3	<1.7	<1.3	<660	<1.0	<1.1	<1.1	<1.1	<1.1	<1.1	<1.1	<1.1	<1.1
Chlorodibromomethane (dibromochloromethane)	µg/kg	-	<0.80	<0.87	<1.1	<0.88	<440	<0.68	<0.71	<0.73	<0.74	<0.70	<0.76	<0.71	<0.72	<0.72
Chloroethane (ethyl chloride)	µg/kg	7.70E+04	<1.2	<1.3	<1.7	<1.3	<660	<1.0	<b>3.1 J</b>	<b>4.7</b>	<b>2.2 J</b>	<1.1	<1.1	<1.1	<1.1	<1.1
Chloroform	µg/kg	2.90E+00	<1.2	<1.3	<1.7	<1.3	<660	<1.0	<1.1	<1.1	<1.1	<1.1	<1.1	<1.1	<1.1	<1.1
Chloromethane (methyl chloride)	µg/kg	7.30E+02	<1.2	<1.3	<1.7	<1.3	<660	<1.0	<1.1	<1.1	<1.1	<1.1	<1.1	<1.1	<1.1	<1.1
2-Chlorotoluene	µg/kg	-	<1.2	<1.3	<1.7	<1.3	<660	<1.0	<1.1	<1.1	<1.1	<1.1	<1.1	<1.1	<1.1	<1.1
4-Chlorotoluene	µg/kg	-	<1.2	<1.3	<1.7	<1.3	<660	<1.0	<1.1	<1.1	<1.1	<1.1	<1.1	<1.1	<1.1	<1.1
Cumene	µg/kg	3.10E+04	<1.2	<1.3	<1.7	<1.3	<b>1,100 J</b>	<b>3.4</b>	<b>3.2 J</b>	<b>3.7</b>	<b>1.1 J</b>	<1.1	<1.1	<1.1	<1.1	<1.1
Cymene	µg/kg	-	<1.2	<1.3	<1.7	<1.3	<b>2,180 J</b>	<1.0	<1.1	<1.1	<1.1	<1.1	<1.1	<1.1	<1.1	<1.1
1,2-Dibromo-3-chloropropane	µg/kg	-	<0.80	<0.87	<1.1	<0.88	<440	<0.68	<0.71	<0.73	<0.74	<0.70	<0.76	<0.71	<0.72	<0.72
1,2-Dibromoethane (ethylene dibromide)	µg/kg	-	<0.80	<0.87	<1.1	<0.88	<440	<0.68	<0.71	<0.73	<0.74	<0.70	<0.76	<0.71	<0.72	<0.72
1,2-Dichlorobenzene	µg/kg	5.10E+04	<1.2	<1.3	<1.7	<1.3	<660	<1.0	<1.1	<1.1	<1.1	<1.1	<1.1	<1.1	<1.1	<1.1
1,3-Dichlorobenzene	µg/kg	-	<1.2	<1.3	<1.7	<1.3	<660	<1.0	<1.1	<1.1	<1.1	<1.1	<1.1	<1.1	<1.1	<1.1
1,4-Dichlorobenzene	µg/kg	5.00E+01	<1.2	<1.3	<1.7	<1.3	<660	<1.0	<1.1	<1.1	<1.1	<1.1	<1.1	<1.1	<1.1	<1.1
Dichlorodifluoromethane (Freon 12)	µg/kg	-	<0.80	<0.87	<1.1	<0.88	<440	<0.68	<0.71	<0.73	<0.74	<0.70	<0.76	<0.71	<0.72	<0.72
1,1-Dichloroethane (1,1-DCA)	µg/kg	2.80E+01	<0.80	<0.87	<1.1	<0.88	<440	<b>4.1</b>	<b>0.91 J</b>	<b>1.4 J</b>	<b>40.7</b>	<0.70	<b>1.4 J</b>	<b>1.7 J</b>	<b>1.3 J</b>	<b>3.2 J</b>

**Table 2d. Soil Analytical Results - Volatile Organic Compounds (VOCs) - Western Area**

Parameter	Units	RBTC	Site Data													
Sample ID	-	-	BB8-7.5	BB11-1.5	BB11-4.0	BB11-7.0	N25-0.9	N25-3.9	N26A-3.5 <sup>(6)</sup>	N26-3.5	N26-6.5	P25-2.7	P27-0.9	P27-0.9 <sup>(6)</sup>	P27-5.0	P27-6.4
Location	-	-	BB8	BB11	BB11	BB11	N25	N25	N26	N26	N26	P25	P27	P27	P27	P27
Depth	feet bgs	-	7.5	1.5	4.0	7.0	0.9	3.9	3.5	3.5	6.5	2.7	0.9	0.9	5.0	6.4
Date	mm/dd/yy	-	07/11/11	07/11/11	07/11/11	07/11/11	07/22/11	07/22/11	07/26/11	07/26/11	07/26/11	07/26/11	07/21/11	07/21/11	07/21/11	07/21/11
1,2-Dichloroethane (1,2-DCA)	µg/kg	8.80E+00	<1.2	<1.3	<1.7	<1.3	<660	<1.0	<1.1	<1.1	<1.1	<1.1	<1.1	<1.1	<1.1	<1.1
1,1-Dichloroethene (1,1-DCE)	µg/kg	9.00E+02	<1.2	<1.3	<1.7	<1.3	<660	<1.0	<1.1	<1.1	<1.1	<1.1	<1.1	<1.1	<1.1	<1.1
cis-1,2-Dichloroethene (cis-1,2-DCE)	µg/kg	2.30E+06	<b>1.9 J</b>	<1.3	<1.7	<1.3	<660	<1.0	<1.1	<1.1	<1.1	<1.1	<1.1	<1.1	<1.1	<1.1
trans-1,2-Dichloroethene (trans-1,2-DCE)	µg/kg	1.40E+03	<1.2	<1.3	<1.7	<1.3	<660	<1.0	<1.1	<1.1	<b>2.7 J</b>	<b>1.5 J</b>	<1.1	<1.1	<b>1.5 J</b>	<b>4.7</b>
1,2-Dichloropropane	µg/kg	-	<1.2	<1.3	<1.7	<1.3	<660	<1.0	<1.1	<1.1	<1.1	<1.1	<1.1	<1.1	<1.1	<1.1
1,3-Dichloropropane	µg/kg	-	<1.2	<1.3	<1.7	<1.3	<660	<1.0	<1.1	<1.1	<1.1	<1.1	<1.1	<1.1	<1.1	<1.1
2,2-Dichloropropane	µg/kg	-	<1.2	<1.3	<1.7	<1.3	<660	<1.0	<1.1	<1.1	<1.1	<1.1	<1.1	<1.1	<1.1	<1.1
1,1-Dichloropropene	µg/kg	-	<1.2	<1.3	<1.7	<1.3	<660	<1.0	<1.1	<1.1	<1.1	<1.1	<1.1	<1.1	<1.1	<1.1
cis-1,3-Dichloropropene	µg/kg	-	<1.2	<1.3	<1.7	<1.3	<660	<1.0	<1.1	<1.1	<1.1	<1.1	<1.1	<1.1	<1.1	<1.1
trans-1,3-Dichloropropene	µg/kg	-	<1.2	<1.3	<1.7	<1.3	<660	<1.0	<1.1	<1.1	<1.1	<1.1	<1.1	<1.1	<1.1	<1.1
Diisopropyl Ether (DIPE)	µg/kg	-	<1.2	<1.3	<1.7	<1.3	<660	<1.0	<b>1.7 J</b>	<b>2.0 J</b>	<b>2.0 J</b>	<1.1	<1.1	<1.1	<1.1	<1.1
Ethyl tert-butyl ether (ETBE)	µg/kg	-	<1.2	<1.3	<1.7	<1.3	<660	<1.0	<1.1	<1.1	<1.1	<1.1	<1.1	<1.1	<1.1	<1.1
Ethylbenzene	µg/kg	7.50E+01	<1.2	<1.3	<1.7	<1.3	<b>1,550 J</b>	<b>7.7</b>	<b>83.9</b>	<b>91.8</b>	<b>43.2</b>	<1.1	<b>1.7 J</b>	<b>2.0 J</b>	<1.1	<1.1
Hexachlorobutadiene	µg/kg	2.50E+04	<0.80	<0.87	<1.1	<0.88	<440	<0.68	<0.71	<0.73	<0.74	<0.70	<0.76	<0.71	<0.72	<0.72
2-Hexanone (methyl butyl ketone)	µg/kg	1.50E+04	<4.0	<4.3	<5.6	<4.4	<2,200	<3.4	<3.6	<3.7	<3.7	<3.5	<3.8	<3.6	<3.6	<3.6
Methyl tert-butyl ether (MTBE)	µg/kg	1.20E+03	<0.80	<0.87	<1.1	<0.88	<440	<0.68	<0.71	<0.73	<0.74	<0.70	<0.76	<0.71	<0.72	<0.72
Methylene bromide	µg/kg	-	<2.0	<2.2	<2.8	<2.2	<1,100	<1.7	<1.8	<1.8	<1.9	<1.8	<1.9	<1.8	<1.8	<1.8
Methylene chloride	µg/kg	1.40E+02	<13	<14	<18	<14	<7,000	<11	<11	<12	<12	<11	<12	<11	<12	<12
4-Methyl-2-pentanone (methyl isobutyl ketone)	µg/kg	1.60E+06	<12	<13	<17	<13	<6,600	<10	<11	<11	<11	<11	<11	<11	<11	<11
Naphthalene	µg/kg	3.50E+02	<1.2	<1.3	<1.7	<1.3	<660	<1.0	<1.1	<1.1	<1.1	<1.1	<b>1.4 J</b>	<b>1.2 J</b>	<1.1	<1.1
n-Propylbenzene	µg/kg	-	<1.2	<1.3	<1.7	<1.3	<b>4,670</b>	<b>2.1 J</b>	<b>3.3 J</b>	<b>3.8</b>	<1.1	<1.1	<1.1	<1.1	<1.1	<1.1
Styrene	µg/kg	1.90E+05	<0.80	<0.87	<1.1	<0.88	<440	<0.68	<0.71	<0.73	<0.74	<0.70	<0.76	<0.71	<0.72	<0.72
1,1,1,2-Tetrachloroethane	µg/kg	-	<0.80	<0.87	<1.1	<0.88	<440	<0.68	<0.71	<0.73	<0.74	<0.70	<0.76	<0.71	<0.72	<0.72
1,1,2,2-Tetrachloroethane	µg/kg	2.10E+01	<0.80	<0.87	<1.1	<0.88	<440	<0.68	<0.71	<0.73	<0.74	<0.70	<0.76	<0.71	<0.72	<0.72
Tetrachloroethene (PCE)	µg/kg	4.80E+00	<2.8	<3.0	<3.9	<3.1	<1,500	<2.4	<2.5	<2.6	<2.6	<2.5	<2.7	<2.5	<2.5	<2.5
Toluene	µg/kg	2.20E+05	<1.2	<1.3	<1.7	<1.3	<660	<b>3.5</b>	<b>8.0</b>	<b>9.3</b>	<b>7.0</b>	<1.1	<b>5.6</b>	<b>7.2</b>	<b>1.6 J</b>	<1.1
1,2,3-Trichlorobenzene	µg/kg	-	<1.2	<1.3	<1.7	<1.3	<660	<1.0	<1.1	<1.1	<1.1	<1.1	<1.1	<1.1	<1.1	<1.1
1,2,4-Trichlorobenzene	µg/kg	2.40E+03	<1.2	<1.3	<1.7	<1.3	<660	<1.0	<1.1	<1.1	<1.1	<1.1	<1.1	<1.1	<1.1	<1.1
1,1,1-Trichloroethane (1,1,1-TCA)	µg/kg	3.50E+04	<1.2	<1.3	<1.7	<1.3	<660	<1.0	<1.1	<1.1	<1.1	<1.1	<1.1	<1.1	<1.1	<1.1
1,1,2-Trichloroethane (1,1,2-TCA)	µg/kg	2.60E+01	<0.80	<0.87	<1.1	<0.88	<440	<0.68	<0.71	<0.73	<0.74	<0.70	<0.76	<0.71	<0.72	<0.72



**Table 2d. Soil Analytical Results - Volatile Organic Compounds (VOCs) - Western Area**

Parameter	Units	RBTC	Site Data													
			BB8-7.5	BB11-1.5	BB11-4.0	BB11-7.0	N25-0.9	N25-3.9	N26A-3.5 <sup>(6)</sup>	N26-3.5	N26-6.5	P25-2.7	P27-0.9	P27-0.9 <sup>(6)</sup>	P27-5.0	P27-6.4
Sample ID	–	–	BB8	BB11	BB11	BB11	N25	N25	N26	N26	N26	P25	P27	P27	P27	P27
Location	–	–	7.5	1.5	4.0	7.0	0.9	3.9	3.5	3.5	6.5	2.7	0.9	0.9	5.0	6.4
Depth	feet bgs	–	07/11/11	07/11/11	07/11/11	07/11/11	07/22/11	07/22/11	07/26/11	07/26/11	07/26/11	07/26/11	07/21/11	07/21/11	07/21/11	07/21/11
Date	mm/dd/yy	–														
Trichloroethene (TCE)	µg/kg	1.80E+01	<b>16.8</b>	<0.87	<1.1	<0.88	<440	<0.68	<0.71	<0.73	<0.74	<0.70	<b>3.2 J</b>	<b>4.2</b>	<b>0.92 J</b>	<b>0.82 J</b>
Trichlorofluoromethane (Freon 11)	µg/kg	–	<0.96	<1.0	<1.4	<1.1	<530	<0.81	<0.85	<0.88	<0.89	<0.84	<0.91	<0.85	<0.86	<0.87
1,2,3-Trichloropropane	µg/kg	–	<1.2	<1.3	<1.7	<1.3	<660	<1.0	<1.1	<1.1	<1.1	<1.1	<1.1	<1.1	<1.1	<1.1
1,2,4-Trimethylbenzene	µg/kg	8.50E+02	<1.2	<1.3	<1.7	<1.3	<b>27,000</b>	<1.0	<b>1.2 J</b>	<b>2.2 J</b>	<1.1	<1.1	<b>2.6 J</b>	<b>2.3 J</b>	<b>1.1 J</b>	<1.1
1,3,5-Trimethylbenzene	µg/kg	1.10E+07	<1.2	<1.3	<1.7	<1.3	<b>993 J</b>	<1.0	<1.1	<1.1	<1.1	<1.1	<b>1.4 J</b>	<1.1	<1.1	<1.1
Vinyl chloride	µg/kg	2.50E+00	<2.0	<2.2	<2.8	<2.2	<1,100	<1.7	<1.8	<1.8	<1.9	<1.8	<1.9	<1.8	<1.8	<1.8
Xylenes	µg/kg	8.90E+03	<3.2	<3.5	<4.5	<3.5	<1,800	<b>2.8 J</b>	<b>5.4 J</b>	<b>8.5</b>	<3.0	<2.8	<b>10.0</b>	<b>11.5</b>	<b>3.6 J</b>	<2.9

Notes:

- (1) Volatile Organic Compounds (VOCs) analyzed using USEPA Method 8260B.
  - (2) Laboratory data qualifiers are as follows.
    - J Indicates an estimated value.
    - B Indicates analyte found in associated method blank.
    - E Indicates value exceeds calibration range.
  - (3)   Indicates an exceedance of the RBTC.
  - (4) Bold font indicates a concentration detected at or above the method detection limit (MDL).
  - (5) Sampling depths reported in feet below ground surface (feet bgs).
  - (6) Sample is a field duplicate.
- Not applicable / not analyzed.

**Table 2e. Soil Analytical Results - Volatile Organic Compounds (VOCs) - Panhandle and Eastern Area**

Parameter	Units	RBTC	Site Data													
			N25-0.9	N25-3.9	N26A-3.5 <sup>(6)</sup>	N26-3.5	N26-6.5	P25-2.7	P27-0.9	P27-0.9 <sup>(6)</sup>	P27-5.0	P27-6.4	R24-3.0	R24-6.0	R25-0.5	R25A-0.5 <sup>(6)</sup>
Sample ID	-	-	N25	N25	N26	N26	N26	P25	P27	P27	P27	P27	R24	R24	R25	R25
Location	-	-	N25	N25	N26	N26	N26	P25	P27	P27	P27	P27	R24	R24	R25	R25
Depth	feet bgs	-	0.9	3.9	3.5	3.5	6.5	2.7	0.9	0.9	5.0	6.4	3.0	6.0	0.5	0.5
Date	mm/dd/yy	-	07/22/11	07/22/11	07/26/11	07/26/11	07/26/11	07/26/11	07/21/11	07/21/11	07/21/11	07/21/11	07/21/11	07/21/11	07/25/11	07/25/11
Acetone	µg/kg	4.90E+07	<8,800	<14	<14	<15	<15	<14	<b>19.9 J</b>	<b>19.4 J</b>	<14	<14	<b>29.4 J</b>	<15	<17	<15
tert-Amyl methyl ether (TAME)	µg/kg	-	<530	<0.81	<0.85	<0.88	<0.89	<0.84	<0.91	<0.85	<0.86	<0.87	<0.89	<0.91	<1.0	<0.90
Benzene	µg/kg	1.30E+01	<660	<b>4.3</b>	<b>6.3</b>	<b>7.8</b>	<b>6.8</b>	<b>5.7</b>	<1.1	<1.1	<1.1	<1.1	<b>23.5</b>	<1.1	<1.3	<1.1
Bromobenzene	µg/kg	-	<660	<1.0	<1.1	<1.1	<1.1	<1.1	<1.1	<1.1	<1.1	<1.1	<1.1	<1.1	<1.3	<1.1
Bromodichloromethane	µg/kg	-	<440	<0.68	<0.71	<0.73	<0.74	<0.70	<0.76	<0.71	<0.72	<0.72	<0.75	<0.76	<0.86	<0.75
Bromoform	µg/kg	-	<440	<0.68	<0.71	<0.73	<0.74	<0.70	<0.76	<0.71	<0.72	<0.72	<0.75	<0.76	<0.86	<0.75
Bromomethane (methyl bromide)	µg/kg	-	<1,100	<1.7	<1.8	<1.8	<1.9	<1.8	<1.9	<1.8	<1.8	<1.8	<1.9	<1.9	<2.2	<1.9
2-Butanone (methyl ethyl ketone)	µg/kg	5.30E+06	<5,300	<8.1	<8.5	<8.8	<8.9	<8.4	<9.1	<8.5	<8.6	<8.7	<8.9	<9.1	<10	<9.0
tert-Butyl alcohol (TBA)	µg/kg	-	<4,400	<6.8	<b>10 J</b>	<b>9.8 J</b>	<b>12.3 J</b>	<7.0	<7.6	<7.1	<7.2	<7.2	<7.5	<7.6	<8.6	<7.5
n-Butylbenzene	µg/kg	-	<b>2,690</b>	<1.0	<1.1	<1.1	<1.1	<1.1	<1.1	<1.1	<1.1	<1.1	<1.1	<1.1	<1.3	<1.1
sec-Butylbenzene	µg/kg	-	<b>2,310</b>	<1.0	<1.1	<1.1	<1.1	<1.1	<1.1	<1.1	<1.1	<1.1	<1.1	<1.1	<1.3	<1.1
tert-Butylbenzene	µg/kg	-	<660	<1.0	<1.1	<1.1	<1.1	<1.1	<1.1	<1.1	<1.1	<1.1	<1.1	<1.1	<1.3	<1.1
Carbon tetrachloride	µg/kg	-	<440	<0.68	<0.71	<0.73	<0.74	<0.70	<0.76	<0.71	<0.72	<0.72	<0.75	<0.76	<0.86	<0.75
Chlorobenzene	µg/kg	4.80E+03	<b>883 J</b>	<b>5.1</b>	<b>10.7</b>	<b>11.8</b>	<b>12.7</b>	<1.1	<1.1	<1.1	<1.1	<1.1	<b>1.3 J</b>	<1.1	<1.3	<1.1
Chlorobromomethane (bromochloromethane)	µg/kg	-	<660	<1.0	<1.1	<1.1	<1.1	<1.1	<1.1	<1.1	<1.1	<1.1	<1.1	<1.1	<1.3	<1.1
Chlorodibromomethane (dibromochloromethane)	µg/kg	-	<440	<0.68	<0.71	<0.73	<0.74	<0.70	<0.76	<0.71	<0.72	<0.72	<0.75	<0.76	<0.86	<0.75
Chloroethane (ethyl chloride)	µg/kg	7.70E+04	<660	<1.0	<b>3.1 J</b>	<b>4.7</b>	<b>2.2 J</b>	<1.1	<1.1	<1.1	<1.1	<1.1	<1.1	<1.1	<1.3	<1.1
Chloroform	µg/kg	2.90E+00	<660	<1.0	<1.1	<1.1	<1.1	<1.1	<1.1	<1.1	<1.1	<1.1	<1.1	<1.1	<1.3	<1.1
Chloromethane (methyl chloride)	µg/kg	7.30E+02	<660	<1.0	<1.1	<1.1	<1.1	<1.1	<1.1	<1.1	<1.1	<1.1	<1.1	<1.1	<1.3	<1.1
2-Chlorotoluene	µg/kg	-	<660	<1.0	<1.1	<1.1	<1.1	<1.1	<1.1	<1.1	<1.1	<1.1	<1.1	<1.1	<1.3	<1.1
4-Chlorotoluene	µg/kg	-	<660	<1.0	<1.1	<1.1	<1.1	<1.1	<1.1	<1.1	<1.1	<1.1	<1.1	<1.1	<1.3	<1.1
Cumene	µg/kg	3.10E+04	<b>1,100 J</b>	<b>3.4</b>	<b>3.2 J</b>	<b>3.7</b>	<b>1.1 J</b>	<1.1	<1.1	<1.1	<1.1	<1.1	<1.1	<1.1	<1.3	<1.1
Cymene	µg/kg	-	<b>2,180 J</b>	<1.0	<1.1	<1.1	<1.1	<1.1	<1.1	<1.1	<1.1	<1.1	<1.1	<1.1	<1.3	<1.1
1,2-Dibromo-3-chloropropane	µg/kg	-	<440	<0.68	<0.71	<0.73	<0.74	<0.70	<0.76	<0.71	<0.72	<0.72	<0.75	<0.76	<0.86	<0.75
1,2-Dibromoethane (ethylene dibromide)	µg/kg	-	<440	<0.68	<0.71	<0.73	<0.74	<0.70	<0.76	<0.71	<0.72	<0.72	<0.75	<0.76	<0.86	<0.75
1,2-Dichlorobenzene	µg/kg	5.10E+04	<660	<1.0	<1.1	<1.1	<1.1	<1.1	<1.1	<1.1	<1.1	<1.1	<1.1	<1.1	<1.3	<1.1
1,3-Dichlorobenzene	µg/kg	-	<660	<1.0	<1.1	<1.1	<1.1	<1.1	<1.1	<1.1	<1.1	<1.1	<1.1	<1.1	<1.3	<1.1
1,4-Dichlorobenzene	µg/kg	5.00E+01	<660	<1.0	<1.1	<1.1	<1.1	<1.1	<1.1	<1.1	<1.1	<1.1	<1.1	<1.1	<1.3	<1.1
Dichlorodifluoromethane (Freon 12)	µg/kg	-	<440	<0.68	<0.71	<0.73	<0.74	<0.70	<0.76	<0.71	<0.72	<0.72	<0.75	<0.76	<0.86	<0.75
1,1-Dichloroethane (1,1-DCA)	µg/kg	2.80E+01	<440	<b>4.1</b>	<b>0.91 J</b>	<b>1.4 J</b>	<b>40.7</b>	<0.70	<b>1.4 J</b>	<b>1.7 J</b>	<b>1.3 J</b>	<b>3.2 J</b>	<0.75	<0.76	<0.86	<0.75

**Table 2e. Soil Analytical Results - Volatile Organic Compounds (VOCs) - Panhandle and Eastern Area**

Parameter	Units	RBTC	Site Data													
			N25-0.9	N25-3.9	N26A-3.5 <sup>(6)</sup>	N26-3.5	N26-6.5	P25-2.7	P27-0.9	P27-0.9 <sup>(6)</sup>	P27-5.0	P27-6.4	R24-3.0	R24-6.0	R25-0.5	R25A-0.5 <sup>(6)</sup>
Sample ID	-	-	N25	N25	N26	N26	N26	P25	P27	P27	P27	P27	R24	R24	R25	R25
Location	-	-	N25	N25	N26	N26	N26	P25	P27	P27	P27	P27	R24	R24	R25	R25
Depth	feet bgs	-	0.9	3.9	3.5	3.5	6.5	2.7	0.9	0.9	5.0	6.4	3.0	6.0	0.5	0.5
Date	mm/dd/yy	-	07/22/11	07/22/11	07/26/11	07/26/11	07/26/11	07/26/11	07/21/11	07/21/11	07/21/11	07/21/11	07/21/11	07/21/11	07/25/11	07/25/11
1,2-Dichloroethane (1,2-DCA)	μg/kg	8.80E+00	<660	<1.0	<1.1	<1.1	<1.1	<1.1	<1.1	<1.1	<1.1	<1.1	<1.1	<1.1	<1.3	<1.1
1,1-Dichloroethene (1,1-DCE)	μg/kg	9.00E+02	<660	<1.0	<1.1	<1.1	<1.1	<1.1	<1.1	<1.1	<1.1	<1.1	<1.1	<1.1	<1.3	<1.1
cis-1,2-Dichloroethene (cis-1,2-DCE)	μg/kg	2.30E+06	<660	<1.0	<1.1	<1.1	<1.1	<1.1	<1.1	<1.1	<1.1	<1.1	<b>6.3</b>	<b>1.4 J</b>	<1.3	<b>1.2 J</b>
trans-1,2-Dichloroethene (trans-1,2-DCE)	μg/kg	1.40E+03	<660	<1.0	<1.1	<1.1	<b>2.7 J</b>	<b>1.5 J</b>	<1.1	<1.1	<b>1.5 J</b>	<b>4.7</b>	<1.1	<1.1	<1.3	<1.1
1,2-Dichloropropane	μg/kg	-	<660	<1.0	<1.1	<1.1	<1.1	<1.1	<1.1	<1.1	<1.1	<1.1	<1.1	<1.1	<1.3	<1.1
1,3-Dichloropropane	μg/kg	-	<660	<1.0	<1.1	<1.1	<1.1	<1.1	<1.1	<1.1	<1.1	<1.1	<1.1	<1.1	<1.3	<1.1
2,2-Dichloropropane	μg/kg	-	<660	<1.0	<1.1	<1.1	<1.1	<1.1	<1.1	<1.1	<1.1	<1.1	<1.1	<1.1	<1.3	<1.1
1,1-Dichloropropene	μg/kg	-	<660	<1.0	<1.1	<1.1	<1.1	<1.1	<1.1	<1.1	<1.1	<1.1	<1.1	<1.1	<1.3	<1.1
cis-1,3-Dichloropropene	μg/kg	-	<660	<1.0	<1.1	<1.1	<1.1	<1.1	<1.1	<1.1	<1.1	<1.1	<1.1	<1.1	<1.3	<1.1
trans-1,3-Dichloropropene	μg/kg	-	<660	<1.0	<1.1	<1.1	<1.1	<1.1	<1.1	<1.1	<1.1	<1.1	<1.1	<1.1	<1.3	<1.1
Diisopropyl Ether (DIPE)	μg/kg	-	<660	<1.0	<b>1.7 J</b>	<b>2.0 J</b>	<b>2.0 J</b>	<1.1	<1.1	<1.1	<1.1	<1.1	<1.1	<1.1	<1.3	<1.1
Ethyl tert-butyl ether (ETBE)	μg/kg	-	<660	<1.0	<1.1	<1.1	<1.1	<1.1	<1.1	<1.1	<1.1	<1.1	<1.1	<1.1	<1.3	<1.1
Ethylbenzene	μg/kg	7.50E+01	<b>1,550 J</b>	<b>7.7</b>	<b>83.9</b>	<b>91.8</b>	<b>43.2</b>	<1.1	<b>1.7 J</b>	<b>2.0 J</b>	<1.1	<1.1	<1.1	<1.1	<1.3	<1.1
Hexachlorobutadiene	μg/kg	2.50E+04	<440	<0.68	<0.71	<0.73	<0.74	<0.70	<0.76	<0.71	<0.72	<0.72	<0.75	<0.76	<0.86	<0.75
2-Hexanone (methyl butyl ketone)	μg/kg	1.50E+04	<2,200	<3.4	<3.6	<3.7	<3.7	<3.5	<3.8	<3.6	<3.6	<3.6	<3.7	<3.8	<4.3	<3.8
Methyl tert-butyl ether (MTBE)	μg/kg	1.20E+03	<440	<0.68	<0.71	<0.73	<0.74	<0.70	<0.76	<0.71	<0.72	<0.72	<0.75	<0.76	<0.86	<0.75
Methylene bromide	μg/kg	-	<1,100	<1.7	<1.8	<1.8	<1.9	<1.8	<1.9	<1.8	<1.8	<1.8	<1.9	<1.9	<2.2	<1.9
Methylene chloride	μg/kg	1.40E+02	<7,000	<11	<11	<12	<12	<11	<12	<11	<12	<12	<12	<12	<14	<12
4-Methyl-2-pentanone (methyl isobutyl ketone)	μg/kg	1.60E+06	<6,600	<10	<11	<11	<11	<11	<11	<11	<11	<11	<11	<11	<13	<11
Naphthalene	μg/kg	3.50E+02	<660	<1.0	<1.1	<1.1	<1.1	<1.1	<b>1.4 J</b>	<b>1.2 J</b>	<1.1	<1.1	<1.1	<1.1	<1.3	<1.1
n-Propylbenzene	μg/kg	-	<b>4,670</b>	<b>2.1 J</b>	<b>3.3 J</b>	<b>3.8</b>	<1.1	<1.1	<1.1	<1.1	<1.1	<1.1	<1.1	<1.1	<1.3	<1.1
Styrene	μg/kg	1.90E+05	<440	<0.68	<0.71	<0.73	<0.74	<0.70	<0.76	<0.71	<0.72	<0.72	<0.75	<0.76	<0.86	<0.75
1,1,1,2-Tetrachloroethane	μg/kg	-	<440	<0.68	<0.71	<0.73	<0.74	<0.70	<0.76	<0.71	<0.72	<0.72	<0.75	<0.76	<0.86	<0.75
1,1,2,2-Tetrachloroethane	μg/kg	2.10E+01	<440	<0.68	<0.71	<0.73	<0.74	<0.70	<0.76	<0.71	<0.72	<0.72	<0.75	<0.76	<0.86	<0.75
Tetrachloroethene (PCE)	μg/kg	4.80E+00	<1,500	<2.4	<2.5	<2.6	<2.6	<2.5	<2.7	<2.5	<2.5	<2.5	<2.6	<2.6	<3.0	<2.6
Toluene	μg/kg	2.20E+05	<660	<b>3.5</b>	<b>8.0</b>	<b>9.3</b>	<b>7.0</b>	<1.1	<b>5.6</b>	<b>7.2</b>	<b>1.6 J</b>	<1.1	<1.1	<1.1	<1.3	<1.1
1,2,3-Trichlorobenzene	μg/kg	-	<660	<1.0	<1.1	<1.1	<1.1	<1.1	<1.1	<1.1	<1.1	<1.1	<1.1	<1.1	<1.3	<1.1
1,2,4-Trichlorobenzene	μg/kg	2.40E+03	<660	<1.0	<1.1	<1.1	<1.1	<1.1	<1.1	<1.1	<1.1	<1.1	<1.1	<1.1	<1.3	<1.1
1,1,1-Trichloroethane (1,1,1-TCA)	μg/kg	3.50E+04	<660	<1.0	<1.1	<1.1	<1.1	<1.1	<1.1	<1.1	<1.1	<1.1	<1.1	<1.1	<1.3	<1.1
1,1,2-Trichloroethane (1,1,2-TCA)	μg/kg	2.60E+01	<440	<0.68	<0.71	<0.73	<0.74	<0.70	<0.76	<0.71	<0.72	<0.72	<0.75	<0.76	<0.86	<0.75

**Table 2e. Soil Analytical Results - Volatile Organic Compounds (VOCs) - Panhandle and Eastern Area**

Parameter	Units	RBTC	Site Data														
			Sample ID	Location	Depth	Date	N25-0.9	N25-3.9	N26A-3.5 <sup>(6)</sup>	N26-3.5	N26-6.5	P25-2.7	P27-0.9	P27-0.9 <sup>(6)</sup>	P27-5.0	P27-6.4	R24-3.0
Trichloroethene (TCE)	µg/kg	1.80E+01	<440	<0.68	<0.71	<0.73	<0.74	<0.70	<b>3.2 J</b>	<b>4.2</b>	<b>0.92 J</b>	<b>0.82 J</b>	<b>0.76 J</b>	<0.76	<b>4.5</b>	<b>3.9</b>	
Trichlorofluoromethane (Freon 11)	µg/kg	-	<530	<0.81	<0.85	<0.88	<0.89	<0.84	<0.91	<0.85	<0.86	<0.87	<0.89	<0.91	<1.0	<0.90	
1,2,3-Trichloropropane	µg/kg	-	<660	<1.0	<1.1	<1.1	<1.1	<1.1	<1.1	<1.1	<1.1	<1.1	<1.1	<1.1	<1.3	<1.1	
1,2,4-Trimethylbenzene	µg/kg	8.50E+02	<b>27,000</b>	<1.0	<b>1.2 J</b>	<b>2.2 J</b>	<1.1	<1.1	<b>2.6 J</b>	<b>2.3 J</b>	<b>1.1 J</b>	<1.1	<1.1	<1.1	<1.3	<1.1	
1,3,5-Trimethylbenzene	µg/kg	1.10E+07	<b>993 J</b>	<1.0	<1.1	<1.1	<1.1	<1.1	<b>1.4 J</b>	<1.1	<1.1	<1.1	<1.1	<1.1	<1.3	<1.1	
Vinyl chloride	µg/kg	2.50E+00	<1,100	<1.7	<1.8	<1.8	<1.9	<1.8	<1.9	<1.8	<1.8	<1.8	<1.9	<1.9	<2.2	<1.9	
Xylenes	µg/kg	8.90E+03	<1,800	<b>2.8 J</b>	<b>5.4 J</b>	<b>8.5</b>	<3.0	<2.8	<b>10.0</b>	<b>11.5</b>	<b>3.6 J</b>	<2.9	<3.0	<3.0	<3.4	<3.0	

Notes:

- (1) Volatile Organic Compounds (VOCs) analyzed using USEPA Method 8260B.
- (2) Laboratory data qualifiers are as follows.
  - J Indicates an estimated value.
  - B Indicates analyte found in associated method blank.
  - E Indicates value exceeds calibration range.
- (3)   Indicates an exceedance of the RBTC.
- (4) Bold font indicates a concentration detected at or above the method detection limit (MDL).
- (5) Sampling depths reported in feet below ground surface (feet bgs).
- (6) Sample is a field duplicate.
- Not applicable / not analyzed.

**Table 2e. Soil Analytical Results - Volatile Organic Compounds (VOCs) - Panhandle and Eastern Area**

Parameter	Units	RBTC	Site Data													
			R25A-0.5 <sup>(6)</sup>	R25-3.0	S26-0.8	S26-3.3	S26-6.3	T24-3.8	T24-6.8	V26-0.9	V26-3.4	V26-6.4	V29-5.5	V29A-5.5 <sup>(6)</sup>	Y23-0.5	Y23-3.0
Sample ID	-	-	R25	R25	S26	S26	S26	T24	T24	V26	V26	V26	V29	V29	Y23	Y23
Location	-	-	0.5	3.0	0.8	3.3	6.3	3.8	6.8	0.9	3.4	6.4	5.5	5.5	0.5	3.0
Depth	feet bgs	-	07/25/11	07/25/11	07/21/11	07/21/11	07/21/11	07/21/11	07/21/11	07/21/11	07/21/11	07/21/11	07/26/11	07/26/11	07/15/11	07/15/11
Date	mm/dd/yy	-														
Acetone	µg/kg	4.90E+07	<17	<b>32.1 J</b>	<b>35.3 J</b>	<14	<14	<b>20.7 J</b>	<15	<b>20.5 J</b>	<15	<14	<b>23.9 J</b>	<b>26.1 J</b>	<5.4	<b>18.0</b>
tert-Amyl methyl ether (TAME)	µg/kg	-	<1.0	<0.91	<0.91	<0.82	<0.86	<0.91	<0.89	<0.91	<0.93	<0.83	<1.0	<1.1	<0.12	<0.12
Benzene	µg/kg	1.30E+01	<1.3	<b>2.5 J</b>	<1.1	<1.0	<1.1	<1.1	<1.1	<1.1	<1.2	<1.0	<1.3	<1.4	<0.11	<0.11
Bromobenzene	µg/kg	-	<1.3	<1.1	<1.1	<1.0	<1.1	<1.1	<1.1	<1.1	<1.2	<1.0	<1.3	<1.4	<0.16	<0.16
Bromodichloromethane	µg/kg	-	<0.84	<0.76	<0.76	<0.68	<0.71	<0.76	<0.74	<0.76	<0.77	<0.69	<0.86	<0.91	<0.18	<0.18
Bromoform	µg/kg	-	<0.84	<0.76	<0.76	<0.68	<0.71	<0.76	<0.74	<0.76	<0.77	<0.69	<0.86	<0.91	<0.62	<0.61
Bromomethane (methyl bromide)	µg/kg	-	<2.1	<1.9	<1.9	<1.7	<1.8	<1.9	<1.8	<1.9	<1.9	<1.7	<2.1	<2.3	<0.32	<0.32
2-Butanone (methyl ethyl ketone)	µg/kg	5.30E+06	<10	<9.1	<9.1	<8.2	<8.6	<9.1	<8.9	<9.1	<9.3	<8.3	<10	<11	<3.5	<3.5
tert-Butyl alcohol (TBA)	µg/kg	-	<8.4	<7.6	<7.6	<6.8	<7.1	<7.6	<7.4	<7.6	<7.7	<6.9	<8.6	<9.1	<4.7	<4.6
n-Butylbenzene	µg/kg	-	<1.3	<1.1	<1.1	<1.0	<1.1	<1.1	<1.1	<1.1	<1.2	<1.0	<1.3	<1.4	<0.19	<0.19
sec-Butylbenzene	µg/kg	-	<1.3	<1.1	<1.1	<1.0	<1.1	<1.1	<1.1	<1.1	<1.2	<1.0	<1.3	<1.4	<0.13	<0.13
tert-Butylbenzene	µg/kg	-	<1.3	<1.1	<1.1	<1.0	<1.1	<1.1	<1.1	<1.1	<1.2	<1.0	<1.3	<1.4	<0.11	<0.11
Carbon tetrachloride	µg/kg	-	<0.84	<0.76	<0.76	<0.68	<0.71	<0.76	<0.74	<0.76	<0.77	<0.69	<0.86	<0.91	<0.28	<0.28
Chlorobenzene	µg/kg	4.80E+03	<1.3	<1.1	<1.1	<1.0	<1.1	<1.1	<1.1	<1.1	<1.2	<1.0	<1.3	<1.4	<0.26	<0.26
Chlorobromomethane (bromochloromethane)	µg/kg	-	<1.3	<1.1	<1.1	<1.0	<1.1	<1.1	<1.1	<1.1	<1.2	<1.0	<1.3	<1.4	<0.43	<0.42
Chlorodibromomethane (dibromochloromethane)	µg/kg	-	<0.84	<0.76	<0.76	<0.68	<0.71	<0.76	<0.74	<0.76	<0.77	<0.69	<0.86	<0.91	<0.14	<0.14
Chloroethane (ethyl chloride)	µg/kg	7.70E+04	<1.3	<1.1	<1.1	<1.0	<1.1	<1.1	<1.1	<1.1	<1.2	<1.0	<1.3	<1.4	<0.33	<0.33
Chloroform	µg/kg	2.90E+00	<1.3	<1.1	<1.1	<1.0	<1.1	<1.1	<1.1	<1.1	<1.2	<1.0	<1.3	<1.4	<0.40	<0.39
Chloromethane (methyl chloride)	µg/kg	7.30E+02	<1.3	<1.1	<1.1	<1.0	<1.1	<1.1	<1.1	<1.1	<1.2	<1.0	<1.3	<1.4	<0.51	<0.50
2-Chlorotoluene	µg/kg	-	<1.3	<1.1	<1.1	<1.0	<1.1	<1.1	<1.1	<1.1	<1.2	<1.0	<1.3	<1.4	<0.31	<0.30
4-Chlorotoluene	µg/kg	-	<1.3	<1.1	<1.1	<1.0	<1.1	<1.1	<1.1	<1.1	<1.2	<1.0	<1.3	<1.4	<0.17	<0.17
Cumene	µg/kg	3.10E+04	<1.3	<1.1	<1.1	<1.0	<1.1	<1.1	<1.1	<1.1	<1.2	<1.0	<1.3	<1.4	<0.11	<0.11
Cymene	µg/kg	-	<1.3	<1.1	<1.1	<1.0	<1.1	<1.1	<1.1	<1.1	<1.2	<1.0	<1.3	<1.4	<0.24	<0.24
1,2-Dibromo-3-chloropropane	µg/kg	-	<0.84	<0.76	<0.76	<0.68	<0.71	<0.76	<0.74	<0.76	<0.77	<0.69	<0.86	<0.91	<1.2	<1.2
1,2-Dibromoethane (ethylene dibromide)	µg/kg	-	<0.84	<0.76	<0.76	<0.68	<0.71	<0.76	<0.74	<0.76	<0.77	<0.69	<0.86	<0.91	<0.20	<0.19
1,2-Dichlorobenzene	µg/kg	5.10E+04	<1.3	<1.1	<1.1	<1.0	<1.1	<1.1	<1.1	<1.1	<1.2	<1.0	<1.3	<1.4	<0.23	<0.22
1,3-Dichlorobenzene	µg/kg	-	<1.3	<1.1	<1.1	<1.0	<1.1	<1.1	<1.1	<1.1	<1.2	<1.0	<1.3	<1.4	<0.16	<0.15
1,4-Dichlorobenzene	µg/kg	5.00E+01	<1.3	<1.1	<1.1	<1.0	<1.1	<1.1	<1.1	<1.1	<1.2	<1.0	<1.3	<1.4	<0.14	<0.14
Dichlorodifluoromethane (Freon 12)	µg/kg	-	<0.84	<0.76	<0.76	<0.68	<0.71	<0.76	<0.74	<0.76	<0.77	<0.69	<0.86	<0.91	<0.26	<0.26
1,1-Dichloroethane (1,1-DCA)	µg/kg	2.80E+01	<0.84	<b>2.5 J</b>	<b>0.76 J</b>	<0.68	<0.71	<b>0.78 J</b>	<b>1.3 J</b>	<0.76	<0.77	<0.69	<0.86	<0.91	<0.18	<0.18

**Table 2e. Soil Analytical Results - Volatile Organic Compounds (VOCs) - Panhandle and Eastern Area**

Parameter	Units	RBTC	Site Data													
			R25A-0.5 <sup>(6)</sup>	R25-3.0	S26-0.8	S26-3.3	S26-6.3	T24-3.8	T24-6.8	V26-0.9	V26-3.4	V26-6.4	V29-5.5	V29A-5.5 <sup>(6)</sup>	Y23-0.5	Y23-3.0
Sample ID	-	-	R25	R25	S26	S26	S26	T24	T24	V26	V26	V26	V29	V29	Y23	Y23
Location	-	-	0.5	3.0	0.8	3.3	6.3	3.8	6.8	0.9	3.4	6.4	5.5	5.5	0.5	3.0
Depth	feet bgs	-	07/25/11	07/25/11	07/21/11	07/21/11	07/21/11	07/21/11	07/21/11	07/21/11	07/21/11	07/21/11	07/26/11	07/26/11	07/15/11	07/15/11
Date	mm/dd/yy	-														
1,2-Dichloroethane (1,2-DCA)	µg/kg	8.80E+00	<1.3	<1.1	<1.1	<1.0	<1.1	<1.1	<1.1	<1.1	<1.2	<1.0	<1.3	<1.4	<0.15	<0.15
1,1-Dichloroethene (1,1-DCE)	µg/kg	9.00E+02	<1.3	<1.1	<1.1	<1.0	<1.1	<1.1	<1.1	<1.1	<1.2	<1.0	<1.3	<1.4	<0.50	<0.49
cis-1,2-Dichloroethene (cis-1,2-DCE)	µg/kg	2.30E+06	<b>1.3 J</b>	<b>21.6</b>	<b>3.2 J</b>	<1.0	<b>9.2</b>	<b>2.1 J</b>	<b>5.4</b>	<b>1.8 J</b>	<b>3.4 J</b>	<b>10</b>	<1.3	<1.4	<0.26	<0.26
trans-1,2-Dichloroethene (trans-1,2-DCE)	µg/kg	1.40E+03	<1.3	<b>13.0</b>	<1.1	<1.0	<b>4.6</b>	<b>1.4 J</b>	<b>2.0 J</b>	<1.1	<b>6.3</b>	<b>39.0</b>	<1.3	<1.4	<0.35	<0.34
1,2-Dichloropropane	µg/kg	-	<1.3	<1.1	<1.1	<1.0	<1.1	<1.1	<1.1	<1.1	<1.2	<1.0	<1.3	<1.4	<0.22	<0.21
1,3-Dichloropropane	µg/kg	-	<1.3	<1.1	<1.1	<1.0	<1.1	<1.1	<1.1	<1.1	<1.2	<1.0	<1.3	<1.4	<0.31	<0.30
2,2-Dichloropropane	µg/kg	-	<1.3	<1.1	<1.1	<1.0	<1.1	<1.1	<1.1	<1.1	<1.2	<1.0	<1.3	<1.4	<0.14	<0.14
1,1-Dichloropropene	µg/kg	-	<1.3	<1.1	<1.1	<1.0	<1.1	<1.1	<1.1	<1.1	<1.2	<1.0	<1.3	<1.4	<0.17	<0.17
cis-1,3-Dichloropropene	µg/kg	-	<1.3	<1.1	<1.1	<1.0	<1.1	<1.1	<1.1	<1.1	<1.2	<1.0	<1.3	<1.4	<0.12	<0.12
trans-1,3-Dichloropropene	µg/kg	-	<1.3	<1.1	<1.1	<1.0	<1.1	<1.1	<1.1	<1.1	<1.2	<1.0	<1.3	<1.4	<0.28	<0.27
Diisopropyl Ether (DIPE)	µg/kg	-	<1.3	<1.1	<1.1	<1.0	<1.1	<1.1	<1.1	<1.1	<1.2	<1.0	<1.3	<1.4	<0.10	<0.10
Ethyl tert-butyl ether (ETBE)	µg/kg	-	<1.3	<1.1	<1.1	<1.0	<1.1	<1.1	<1.1	<1.1	<1.2	<1.0	<1.3	<1.4	<0.11	<0.11
Ethylbenzene	µg/kg	7.50E+01	<1.3	<1.1	<1.1	<1.0	<1.1	<1.1	<1.1	<1.1	<1.2	<1.0	<1.3	<1.4	<0.12	<0.12
Hexachlorobutadiene	µg/kg	2.50E+04	<0.84	<0.76	<0.76	<0.68	<0.71	<0.76	<0.74	<0.76	<0.77	<0.69	<0.86	<0.91	<0.43	<0.42
2-Hexanone (methyl butyl ketone)	µg/kg	1.50E+04	<4.2	<3.8	<3.8	<3.4	<3.6	<3.8	<3.7	<3.8	<3.9	<3.5	<4.3	<4.6	<2.0	<2.0
Methyl tert-butyl ether (MTBE)	µg/kg	1.20E+03	<0.84	<0.76	<0.76	<0.68	<0.71	<0.76	<0.74	<0.76	<0.77	<0.69	<0.86	<0.91	<0.15	<0.14
Methylene bromide	µg/kg	-	<2.1	<1.9	<1.9	<1.7	<1.8	<1.9	<1.8	<1.9	<1.9	<1.7	<2.1	<2.3	<0.47	<0.46
Methylene chloride	µg/kg	1.40E+02	<13	<12	<12	<11	<11	<12	<12	<12	<12	<11	<14	<15	<0.19	<0.19
4-Methyl-2-pentanone (methyl isobutyl ketone)	µg/kg	1.60E+06	<13	<11	<11	<10	<11	<11	<11	<11	<12	<10	<13	<14	<2.2	<2.1
Naphthalene	µg/kg	3.50E+02	<1.3	<1.1	<1.1	<1.0	<1.1	<1.1	<1.1	<1.1	<1.2	<1.0	<1.3	<1.4	<0.87	<0.85
n-Propylbenzene	µg/kg	-	<1.3	<1.1	<1.1	<1.0	<1.1	<1.1	<1.1	<1.1	<1.2	<1.0	<1.3	<1.4	<0.28	<0.28
Styrene	µg/kg	1.90E+05	<0.84	<0.76	<0.76	<0.68	<0.71	<0.76	<0.74	<0.76	<0.77	<0.69	<0.86	<0.91	<0.15	<0.15
1,1,1,2-Tetrachloroethane	µg/kg	-	<0.84	<0.76	<0.76	<0.68	<0.71	<0.76	<0.74	<0.76	<0.77	<0.69	<0.86	<0.91	<0.15	<0.15
1,1,2,2-Tetrachloroethane	µg/kg	2.10E+01	<0.84	<0.76	<0.76	<0.68	<0.71	<0.76	<0.74	<0.76	<0.77	<0.69	<0.86	<0.91	<0.15	<0.14
Tetrachloroethene (PCE)	µg/kg	4.80E+00	<2.9	<2.7	<2.6	<2.4	<2.5	<2.7	<2.6	<2.6	<2.7	<2.4	<3.0	<3.2	<0.16	<0.15
Toluene	µg/kg	2.20E+05	<1.3	<1.1	<1.1	<1.0	<1.1	<1.1	<1.1	<1.1	<1.2	<1.0	<1.3	<1.4	<0.31	<0.30
1,2,3-Trichlorobenzene	µg/kg	-	<1.3	<1.1	<1.1	<1.0	<1.1	<1.1	<1.1	<1.1	<1.2	<1.0	<1.3	<1.4	<0.36	<0.35
1,2,4-Trichlorobenzene	µg/kg	2.40E+03	<1.3	<1.1	<1.1	<1.0	<1.1	<1.1	<1.1	<1.1	<1.2	<1.0	<1.3	<1.4	<0.28	<0.28
1,1,1-Trichloroethane (1,1,1-TCA)	µg/kg	3.50E+04	<1.3	<1.1	<1.1	<1.0	<1.1	<1.1	<1.1	<1.1	<1.2	<1.0	<1.3	<1.4	<0.20	<0.19
1,1,2-Trichloroethane (1,1,2-TCA)	µg/kg	2.60E+01	<0.84	<0.76	<0.76	<0.68	<0.71	<0.76	<0.74	<0.76	<0.77	<0.69	<0.86	<0.91	<0.35	<0.35

**Table 2e. Soil Analytical Results - Volatile Organic Compounds (VOCs) - Panhandle and Eastern Area**

Parameter	Units	RBTC	Site Data													
			R25A-0.5 <sup>(6)</sup>	R25-3.0	S26-0.8	S26-3.3	S26-6.3	T24-3.8	T24-6.8	V26-0.9	V26-3.4	V26-6.4	V29-5.5	V29A-5.5 <sup>(6)</sup>	Y23-0.5	Y23-3.0
Sample ID	-	-	R25	R25	S26	S26	S26	T24	T24	V26	V26	V26	V29	V29	Y23	Y23
Location	-	-	0.5	3.0	0.8	3.3	6.3	3.8	6.8	0.9	3.4	6.4	5.5	5.5	0.5	3.0
Depth	feet bgs	-	07/25/11	07/25/11	07/21/11	07/21/11	07/21/11	07/21/11	07/21/11	07/21/11	07/21/11	07/21/11	07/26/11	07/26/11	07/15/11	07/15/11
Date	mm/dd/yy	-														
Trichloroethene (TCE)	µg/kg	1.80E+01	<b>4.2</b>	<b>2.3 J</b>	<0.76	<0.68	<b>4.2</b>	<0.76	<b>1.4 J</b>	<0.76	<0.77	<0.69	<0.86	<0.91	<0.20	<0.20
Trichlorofluoromethane (Freon 11)	µg/kg	-	<1.0	<0.91	<0.91	<0.82	<0.86	<0.91	<0.89	<0.91	<0.93	<0.83	<1.0	<1.1	<0.40	<0.39
1,2,3-Trichloropropane	µg/kg	-	<1.3	<1.1	<1.1	<1.0	<1.1	<1.1	<1.1	<1.1	<1.2	<1.0	<1.3	<1.4	<0.88	<0.86
1,2,4-Trimethylbenzene	µg/kg	8.50E+02	<1.3	<1.1	<1.1	<1.0	<1.1	<1.1	<1.1	<1.1	<1.2	<1.0	<1.3	<1.4	<0.92	<0.90
1,3,5-Trimethylbenzene	µg/kg	1.10E+07	<1.3	<1.1	<1.1	<1.0	<1.1	<1.1	<1.1	<1.1	<1.2	<1.0	<1.3	<1.4	<0.10	<0.10
Vinyl chloride	µg/kg	2.50E+00	<2.1	<b>1.9 J</b>	<1.9	<1.7	<1.8	<1.9	<b>2.0 J</b>	<1.9	<b>4.7</b>	<b>2.7 J</b>	<2.1	<2.3	<0.38	<0.37
Xylenes	µg/kg	8.90E+03	<3.4	<3.0	<3.0	<2.7	<2.9	<3.0	<3.0	<3.0	<3.1	<2.8	<3.4	<3.6	<0.15	<0.15

Notes:

- (1) Volatile Organic Compounds (VOCs) analyzed using USEPA Method 8260B.
- (2) Laboratory data qualifiers are as follows.
  - J Indicates an estimated value.
  - B Indicates analyte found in associated method blank.
  - E Indicates value exceeds calibration range.
- (3)   Indicates an exceedance of the RBTC.
- (4) Bold font indicates a concentration detected at or above the method detection limit (MDL).
- (5) Sampling depths reported in feet below ground surface (feet bgs).
- (6) Sample is a field duplicate.
- Not applicable / not analyzed.

**Table 2e. Soil Analytical Results - Volatile Organic Compounds (VOCs) - Panhandle and Eastern Area**

Parameter	Units	RBTC	Site Data													
			Y23-6.0	Z27-1.0	Z27-3.5	Z27-6.5	AA25-3.0	AA25-6.0	BB19-5.8	BB23-0.7	BB23-3.2	BB23-6.2	BB26-3.5	BB26-6.5	EE23-3.3	EE23-6.8
Sample ID	-	-	Y23	Z27	Z27	Z27	AA25	AA25	BB19	BB23	BB23	BB23	BB26	BB26	EE23	EE23
Location	-	-	6.0	1.0	3.5	6.5	3.0	6.0	5.8	0.7	3.2	6.2	3.5	6.5	3.3	6.8
Depth	feet bgs	-	07/15/11	07/15/11	07/15/11	07/15/11	07/15/11	07/15/11	07/18/11	07/15/11	07/15/11	07/15/11	07/18/11	07/18/11	07/18/11	07/18/11
Date	mm/dd/yy	-														
Acetone	µg/kg	4.90E+07	<5.3	<5.7	<b>85.2</b>	<b>14.0</b>	<b>67.7</b>	<210	<b>15.4</b>	<4.9	<b>46.5</b>	<4.8	<b>78.6</b>	<b>17.1</b>	<b>45.4</b>	<5.4
tert-Amyl methyl ether (TAME)	µg/kg	-	<0.12	<0.13	<0.12	<0.10	<0.12	<4.7	<0.11	<0.11	<0.11	<0.11	<0.12	<0.11	<0.11	<0.12
Benzene	µg/kg	1.30E+01	<0.11	<0.11	<b>0.25 J</b>	<0.094	<b>0.55 J</b>	<4.2	<0.10	<0.099	<0.096	<0.096	<0.11	<0.096	<0.099	<0.11
Bromobenzene	µg/kg	-	<0.15	<0.17	<0.15	<0.14	<0.16	<6.2	<0.15	<0.15	<0.14	<0.14	<0.16	<0.14	<0.15	<0.16
Bromodichloromethane	µg/kg	-	<0.18	<0.19	<0.18	<0.16	<0.18	<7.1	<0.17	<0.17	<0.16	<0.16	<0.19	<0.16	<0.17	<0.18
Bromoform	µg/kg	-	<0.60	<0.65	<0.59	<0.53	<0.61	<24	<0.57	<0.56	<0.55	<0.55	<0.63	<0.55	<0.56	<0.62
Bromomethane (methyl bromide)	µg/kg	-	<0.31	<0.34	<0.31	<0.28	<0.32	<12	<0.30	<0.29	<0.29	<0.29	<0.33	<0.29	<0.29	<0.32
2-Butanone (methyl ethyl ketone)	µg/kg	5.30E+06	<3.4	<3.7	<b>16.0</b>	<3.0	<3.5	<140	<3.3	<3.2	<b>12.1</b>	<3.1	<b>16.0</b>	<3.1	<3.2	<3.5
tert-Butyl alcohol (TBA)	µg/kg	-	<4.6	<5.0	<4.5	<b>34.3</b>	<4.6	<180	<4.4	<4.3	<4.2	<4.2	<4.8	<4.2	<4.3	<4.7
n-Butylbenzene	µg/kg	-	<0.19	<0.20	<0.18	<0.17	<0.19	<7.4	<0.18	<0.18	<0.17	<0.17	<0.20	<0.17	<0.18	<0.19
sec-Butylbenzene	µg/kg	-	<0.13	<0.14	<0.12	<0.11	<0.13	<5.0	<0.12	<0.12	<0.12	<0.12	<0.13	<0.12	<0.12	<0.13
tert-Butylbenzene	µg/kg	-	<0.11	<0.12	<0.11	<0.097	<0.11	<4.4	<0.10	<0.10	<0.10	<0.10	<0.11	<0.10	<0.10	<0.11
Carbon tetrachloride	µg/kg	-	<0.27	<0.30	<0.27	<0.24	<0.28	<11	<0.26	<0.26	<0.25	<0.25	<0.29	<0.25	<0.26	<0.28
Chlorobenzene	µg/kg	4.80E+03	<0.26	<0.28	<0.25	<b>0.99 J</b>	<0.26	<10	<0.24	<0.24	<0.23	<0.23	<0.27	<0.23	<0.24	<0.26
Chlorobromomethane (bromochloromethane)	µg/kg	-	<0.41	<0.45	<0.41	<0.37	<0.42	<16	<0.39	<0.39	<0.38	<0.38	<0.43	<0.38	<0.39	<0.43
Chlorodibromomethane (dibromochloromethane)	µg/kg	-	<0.13	<0.14	<0.13	<0.12	<0.14	<5.3	<0.13	<0.13	<0.12	<0.12	<0.14	<0.12	<0.13	<0.14
Chloroethane (ethyl chloride)	µg/kg	7.70E+04	<0.32	<0.35	<0.32	<0.29	<0.33	<13	<0.31	<0.30	<0.30	<0.30	<0.34	<0.30	<0.30	<0.33
Chloroform	µg/kg	2.90E+00	<0.38	<0.42	<0.38	<0.34	<0.39	<15	<0.37	<0.36	<0.35	<0.35	<0.40	<0.35	<0.36	<0.40
Chloromethane (methyl chloride)	µg/kg	7.30E+02	<0.50	<0.54	<0.49	<0.44	<0.50	<20	<0.47	<0.47	<0.45	<0.45	<0.52	<0.45	<0.47	<0.51
2-Chlorotoluene	µg/kg	-	<0.30	<0.32	<0.29	<0.26	<0.30	<12	<0.28	<0.28	<0.27	<0.27	<0.31	<0.27	<0.28	<0.31
4-Chlorotoluene	µg/kg	-	<0.17	<0.18	<0.16	<0.15	<0.17	<6.6	<0.16	<0.16	<0.15	<0.15	<0.17	<0.15	<0.16	<0.17
Cumene	µg/kg	3.10E+04	<0.11	<0.12	<0.11	<0.096	<0.11	<4.3	<0.10	<0.10	<0.099	<0.099	<0.11	<0.099	<0.10	<0.11
Cymene	µg/kg	-	<0.23	<0.26	<0.23	<0.21	<0.24	<9.4	<0.22	<0.22	<0.21	<0.21	<0.25	<0.21	<0.22	<0.24
1,2-Dibromo-3-chloropropane	µg/kg	-	<1.2	<1.3	<1.2	<1.1	<1.2	<48	<1.1	<1.1	<1.1	<1.1	<1.3	<1.1	<1.1	<1.2
1,2-Dibromoethane (ethylene dibromide)	µg/kg	-	<0.19	<0.21	<0.19	<0.17	<0.19	<7.5	<0.18	<0.18	<0.17	<0.17	<0.20	<0.17	<0.18	<0.20
1,2-Dichlorobenzene	µg/kg	5.10E+04	<0.22	<0.24	<0.22	<0.20	<0.22	<8.8	<0.21	<0.21	<0.20	<0.20	<0.23	<0.20	<0.21	<0.23
1,3-Dichlorobenzene	µg/kg	-	<0.15	<0.17	<0.15	<0.14	<0.15	<6.1	<0.15	<0.14	<0.14	<0.14	<0.16	<0.14	<0.14	<0.16
1,4-Dichlorobenzene	µg/kg	5.00E+01	<0.13	<0.15	<0.13	<0.12	<0.14	<5.4	<0.13	<0.13	<0.12	<0.12	<0.14	<0.12	<0.13	<0.14
Dichlorodifluoromethane (Freon 12)	µg/kg	-	<0.25	<0.28	<0.25	<0.23	<0.26	<10	<0.24	<0.24	<0.23	<0.23	<0.27	<0.23	<0.24	<0.26
1,1-Dichloroethane (1,1-DCA)	µg/kg	2.80E+01	<0.17	<0.19	<0.17	<0.15	<b>1.0 J</b>	<6.9	<0.17	<0.16	<0.16	<0.16	<b>0.25 J</b>	<0.16	<b>1.2 J</b>	<b>0.67 J</b>



**Table 2e. Soil Analytical Results - Volatile Organic Compounds (VOCs) - Panhandle and Eastern Area**

Parameter	Units	RBTC	Site Data													
			Y23-6.0	Z27-1.0	Z27-3.5	Z27-6.5	AA25-3.0	AA25-6.0	BB19-5.8	BB23-0.7	BB23-3.2	BB23-6.2	BB26-3.5	BB26-6.5	EE23-3.3	EE23-6.8
Sample ID	-	-	Y23	Z27	Z27	Z27	AA25	AA25	BB19	BB23	BB23	BB23	BB26	BB26	EE23	EE23
Location	-	-	Y23	Z27	Z27	Z27	AA25	AA25	BB19	BB23	BB23	BB23	BB26	BB26	EE23	EE23
Depth	feet bgs	-	6.0	1.0	3.5	6.5	3.0	6.0	5.8	0.7	3.2	6.2	3.5	6.5	3.3	6.8
Date	mm/dd/yy	-	07/15/11	07/15/11	07/15/11	07/15/11	07/15/11	07/15/11	07/18/11	07/15/11	07/15/11	07/15/11	07/18/11	07/18/11	07/18/11	07/18/11
1,2-Dichloroethane (1,2-DCA)	µg/kg	8.80E+00	<0.14	<0.16	<0.14	<0.13	<0.15	<5.8	<0.14	<0.14	<0.13	<0.13	<0.15	<0.13	<b>0.18 J</b>	<b>1.4</b>
1,1-Dichloroethene (1,1-DCE)	µg/kg	9.00E+02	<0.49	<0.53	<0.48	<0.43	<0.49	<19	<0.46	<0.46	<0.44	<0.44	<0.51	<0.44	<0.46	<0.50
cis-1,2-Dichloroethene (cis-1,2-DCE)	µg/kg	2.30E+06	<0.26	<0.28	<0.25	<0.23	<0.26	<10	<0.24	<0.24	<0.23	<0.23	<0.27	<0.23	<0.24	<0.26
trans-1,2-Dichloroethene (trans-1,2-DCE)	µg/kg	1.40E+03	<0.34	<0.37	<0.33	<0.30	<0.34	<13	<0.32	<0.32	<0.31	<0.31	<0.35	<0.31	<0.32	<0.35
1,2-Dichloropropane	µg/kg	-	<0.21	<0.23	<0.21	<0.19	<0.21	<8.4	<0.20	<0.20	<0.19	<0.19	<0.22	<0.19	<0.20	<0.22
1,3-Dichloropropane	µg/kg	-	<0.30	<0.32	<0.29	<0.26	<0.30	<12	<0.28	<0.28	<0.27	<0.27	<0.31	<0.27	<0.28	<0.31
2,2-Dichloropropane	µg/kg	-	<0.14	<0.15	<0.13	<0.12	<0.14	<5.4	<0.13	<0.13	<0.12	<0.12	<0.14	<0.12	<0.13	<0.14
1,1-Dichloropropene	µg/kg	-	<0.17	<0.18	<0.16	<0.15	<0.17	<6.6	<0.16	<0.16	<0.15	<0.15	<0.17	<0.15	<0.16	<0.17
cis-1,3-Dichloropropene	µg/kg	-	<0.12	<0.13	<0.12	<0.11	<0.12	<4.8	<0.12	<0.11	<0.11	<0.11	<0.13	<0.11	<0.11	<0.12
trans-1,3-Dichloropropene	µg/kg	-	<0.27	<0.29	<0.26	<0.24	<0.27	<11	<0.25	<0.25	<0.24	<0.24	<0.28	<0.24	<0.25	<0.28
Diisopropyl Ether (DIPE)	µg/kg	-	<0.10	<0.11	<0.099	<0.089	<0.10	<4.0	<0.096	<0.095	<0.092	<0.092	<0.11	<0.092	<0.095	<0.10
Ethyl tert-butyl ether (ETBE)	µg/kg	-	<0.11	<0.12	<0.11	<0.099	<0.11	<4.4	<0.11	<0.10	<0.10	<0.10	<0.12	<0.10	<0.10	<0.11
Ethylbenzene	µg/kg	7.50E+01	<0.12	<0.13	<0.12	<0.10	<0.12	<4.7	<0.11	<0.11	<0.11	<0.11	<0.12	<0.11	<0.11	<0.12
Hexachlorobutadiene	µg/kg	2.50E+04	<0.41	<0.45	<0.41	<0.37	<0.42	<16	<0.39	<0.39	<0.38	<0.38	<0.43	<0.38	<0.39	<0.43
2-Hexanone (methyl butyl ketone)	µg/kg	1.50E+04	<2.0	<2.1	<1.9	<1.7	<2.0	<78	<1.9	<1.9	<1.8	<1.8	<2.1	<1.8	<1.9	<2.0
Methyl tert-butyl ether (MTBE)	µg/kg	1.20E+03	<0.14	<0.15	<0.14	<0.13	<0.14	<5.7	<0.14	<0.13	<0.13	<0.13	<0.15	<0.13	<b>0.41 J</b>	<b>0.58 J</b>
Methylene bromide	µg/kg	-	<0.45	<0.49	<0.44	<0.40	<0.46	<18	<0.43	<0.42	<0.41	<0.41	<0.47	<0.41	<0.42	<0.47
Methylene chloride	µg/kg	1.40E+02	<0.18	<0.20	<0.18	<0.16	<0.19	<7.3	<0.17	<0.17	<0.17	<0.17	<0.19	<0.17	<0.17	<0.19
4-Methyl-2-pentanone (methyl isobutyl ketone)	µg/kg	1.60E+06	<2.1	<2.3	<2.1	<1.9	<2.1	<83	<2.0	<2.0	<1.9	<1.9	<2.2	<1.9	<2.0	<2.2
Naphthalene	µg/kg	3.50E+02	<0.84	<0.91	<0.83	<0.75	<0.85	<34	<0.80	<0.79	<0.77	<0.77	<0.88	<0.77	<0.79	<0.87
n-Propylbenzene	µg/kg	-	<0.27	<0.30	<0.27	<0.24	<0.28	<11	<0.26	<0.26	<0.25	<0.25	<0.29	<0.25	<0.26	<0.28
Styrene	µg/kg	1.90E+05	<0.15	<0.16	<0.14	<0.13	<0.15	<5.9	<0.14	<0.14	<0.13	<0.13	<0.15	<0.13	<0.14	<0.15
1,1,1,2-Tetrachloroethane	µg/kg	-	<0.15	<0.16	<0.14	<0.13	<0.15	<5.8	<0.14	<0.14	<0.13	<0.13	<0.15	<0.13	<0.14	<0.15
1,1,2,2-Tetrachloroethane	µg/kg	2.10E+01	<0.14	<0.15	<0.14	<0.13	<0.14	<5.7	<0.14	<0.13	<0.13	<0.13	<0.15	<0.13	<0.13	<0.15
Tetrachloroethene (PCE)	µg/kg	4.80E+00	<0.15	<0.16	<0.15	<0.13	<0.15	<6.0	<0.14	<0.14	<0.14	<0.14	<0.16	<0.14	<0.14	<0.16
Toluene	µg/kg	2.20E+05	<0.30	<0.33	<0.30	<0.27	<0.30	<12	<0.29	<0.28	<0.27	<0.27	<0.31	<0.27	<0.28	<0.31
1,2,3-Trichlorobenzene	µg/kg	-	<0.35	<0.38	<0.34	<0.31	<0.35	<14	<0.33	<0.33	<0.32	<0.32	<0.36	<0.32	<0.33	<0.36
1,2,4-Trichlorobenzene	µg/kg	2.40E+03	<0.27	<0.29	<0.27	<0.24	<0.28	<11	<0.26	<0.25	<0.25	<0.25	<0.28	<0.25	<0.25	<0.28
1,1,1-Trichloroethane (1,1,1-TCA)	µg/kg	3.50E+04	<0.19	<0.21	<0.19	<0.17	<0.19	<7.6	<0.18	<0.18	<0.17	<0.17	<0.20	<0.17	<0.18	<0.20
1,1,2-Trichloroethane (1,1,2-TCA)	µg/kg	2.60E+01	<0.34	<0.37	<0.34	<0.30	<0.35	<14	<0.33	<0.32	<0.31	<0.31	<0.36	<0.31	<0.32	<0.35

**Table 2e. Soil Analytical Results - Volatile Organic Compounds (VOCs) - Panhandle and Eastern Area**

Parameter	Units	RBTC	Site Data													
			Y23-6.0	Z27-1.0	Z27-3.5	Z27-6.5	AA25-3.0	AA25-6.0	BB19-5.8	BB23-0.7	BB23-3.2	BB23-6.2	BB26-3.5	BB26-6.5	EE23-3.3	EE23-6.8
Sample ID	-	-	Y23	Z27	Z27	Z27	AA25	AA25	BB19	BB23	BB23	BB23	BB26	BB26	EE23	EE23
Location	-	-	Y23	Z27	Z27	Z27	AA25	AA25	BB19	BB23	BB23	BB23	BB26	BB26	EE23	EE23
Depth	feet bgs	-	6.0	1.0	3.5	6.5	3.0	6.0	5.8	0.7	3.2	6.2	3.5	6.5	3.3	6.8
Date	mm/dd/yy	-	07/15/11	07/15/11	07/15/11	07/15/11	07/15/11	07/15/11	07/18/11	07/15/11	07/15/11	07/15/11	07/18/11	07/18/11	07/18/11	07/18/11
Trichloroethene (TCE)	µg/kg	1.80E+01	<0.20	<0.21	<0.19	<0.17	<0.20	<7.8	<0.19	<0.18	<0.18	<0.18	<0.21	<0.18	<0.18	<0.20
Trichlorofluoromethane (Freon 11)	µg/kg	-	<0.38	<0.42	<0.38	<0.34	<0.39	<15	<0.37	<0.36	<0.35	<0.35	<0.40	<0.35	<0.36	<0.40
1,2,3-Trichloropropane	µg/kg	-	<0.85	<0.92	<0.84	<0.75	<0.86	<34	<0.81	<0.80	<0.78	<0.78	<0.89	<0.78	<0.80	<0.88
1,2,4-Trimethylbenzene	µg/kg	8.50E+02	<0.89	<0.97	<0.88	<0.79	<0.90	<35	<0.85	<0.84	<0.81	<0.81	<0.93	<0.81	<0.84	<0.92
1,3,5-Trimethylbenzene	µg/kg	1.10E+07	<0.10	<0.11	<0.099	<0.089	<0.10	<4.0	<0.096	<0.095	<0.092	<0.092	<0.11	<0.092	<0.095	<0.10
Vinyl chloride	µg/kg	2.50E+00	<0.37	<0.40	<0.36	<0.32	<0.37	<15	<0.35	<0.34	<0.33	<0.33	<0.38	<0.33	<0.34	<0.38
Xylenes	µg/kg	8.90E+03	<0.15	<0.16	<0.14	<0.13	<0.15	<5.8	<0.14	<0.14	<0.13	<0.13	<0.15	<0.13	<0.14	<0.15

Notes:

- (1) Volatile Organic Compounds (VOCs) analyzed using USEPA Method 8260B.
  - (2) Laboratory data qualifiers are as follows.
    - J Indicates an estimated value.
    - B Indicates analyte found in associated method blank.
    - E Indicates value exceeds calibration range.
  - (3)  Indicates an exceedance of the RBTC.
  - (4) Bold font indicates a concentration detected at or above the method detection limit (MDL).
  - (5) Sampling depths reported in feet below ground surface (feet bgs).
  - (6) Sample is a field duplicate.
- Not applicable / not analyzed.

**Table 2e. Soil Analytical Results - Volatile Organic Compounds (VOCs) - Panhandle and Eastern Area**

Parameter	Units	RBTC	Site Data													
			EE26A-3.8 <sup>(6)</sup>	EE26-3.8	EE26-6.8	GG26-0.0	GG26-2.5	GG26-5.5	HH23-0.0	HH23-2.5	KK23-2.7	KK23A-2.7 <sup>(6)</sup>	KK26-0.1	KK26A-2.6	KK26-2.6 <sup>(6)</sup>	KK26-5.6
Sample ID	-	-	EE26	EE26	EE26	GG26	GG26	GG26	HH23	HH23	KK23	KK23	KK26	KK26	KK26	KK26
Location	-	-	EE26	EE26	EE26	GG26	GG26	GG26	HH23	HH23	KK23	KK23	KK26	KK26	KK26	KK26
Depth	feet bgs	-	3.8	3.8	6.8	0.0	2.5	5.5	0.0	2.5	2.7	2.7	0.1	2.6	2.6	5.6
Date	mm/dd/yy	-	07/25/11	07/25/11	07/25/11	07/18/11	07/18/11	07/18/11	07/18/11	07/18/11	07/25/11	07/25/11	07/25/11	07/25/11	07/25/11	07/25/11
Acetone	µg/kg	4.90E+07	<15	<16	<15	<6.0	<5.8	<5.1	<5.9	<5.3	<14	<15	<27	<16	<14	<15
tert-Amyl methyl ether (TAME)	µg/kg	-	<0.89	<0.93	<0.91	<0.14	<0.13	<0.11	<0.13	<0.12	<0.85	<0.90	<1.6	<0.93	<0.85	<0.90
Benzene	µg/kg	1.30E+01	<1.1	<1.2	<1.1	<0.12	<0.12	<0.10	<0.12	<0.11	<1.1	<1.1	<2.0	<1.2	<1.1	<1.1
Bromobenzene	µg/kg	-	<1.1	<1.2	<1.1	<0.18	<0.17	<0.15	<0.17	<0.15	<1.1	<1.1	<2.0	<1.2	<1.1	<1.1
Bromodichloromethane	µg/kg	-	<0.74	<0.78	<0.76	<0.20	<0.20	<0.17	<0.20	<0.18	<0.71	<0.75	<1.3	<0.78	<0.71	<0.75
Bromoform	µg/kg	-	<0.74	<0.78	<0.76	<0.69	<0.66	<0.58	<0.67	<0.60	<0.71	<0.75	<1.3	<0.78	<0.71	<0.75
Bromomethane (methyl bromide)	µg/kg	-	<1.9	<1.9	<1.9	<0.36	<0.35	<0.30	<0.35	<0.31	<1.8	<1.9	<3.4	<1.9	<1.8	<1.9
2-Butanone (methyl ethyl ketone)	µg/kg	5.30E+06	<8.9	<9.3	<9.1	<3.9	<3.8	<3.3	<3.9	<3.4	<8.5	<9.0	<16	<9.3	<8.5	<9.0
tert-Butyl alcohol (TBA)	µg/kg	-	<7.4	<7.8	<7.6	<5.2	<5.0	<4.4	<5.1	<4.6	<7.1	<7.5	<13	<7.8	<7.1	<7.5
n-Butylbenzene	µg/kg	-	<1.1	<1.2	<1.1	<0.21	<0.21	<0.18	<0.21	<0.19	<1.1	<1.1	<2.0	<1.2	<1.1	<1.1
sec-Butylbenzene	µg/kg	-	<1.1	<1.2	<1.1	<0.14	<0.14	<0.12	<0.14	<0.13	<1.1	<1.1	<2.0	<1.2	<1.1	<1.1
tert-Butylbenzene	µg/kg	-	<1.1	<1.2	<1.1	<0.13	<0.12	<0.11	<0.12	<0.11	<1.1	<1.1	<2.0	<1.2	<1.1	<1.1
Carbon tetrachloride	µg/kg	-	<0.74	<0.78	<0.76	<0.31	<0.30	<0.27	<0.31	<0.27	<0.71	<0.75	<1.3	<0.78	<0.71	<0.75
Chlorobenzene	µg/kg	4.80E+03	<1.1	<1.2	<1.1	<0.29	<0.28	<0.25	<0.29	<0.26	<1.1	<1.1	<2.0	<1.2	<1.1	<1.1
Chlorobromomethane (bromochloromethane)	µg/kg	-	<1.1	<1.2	<1.1	<0.47	<0.46	<0.40	<0.46	<0.41	<1.1	<1.1	<2.0	<1.2	<1.1	<1.1
Chlorodibromomethane (dibromochloromethane)	µg/kg	-	<0.74	<0.78	<0.76	<0.15	<0.15	<0.13	<0.15	<0.13	<0.71	<0.75	<1.3	<0.78	<0.71	<0.75
Chloroethane (ethyl chloride)	µg/kg	7.70E+04	<1.1	<1.2	<1.1	<0.37	<0.36	<0.31	<0.36	<0.32	<1.1	<1.1	<2.0	<1.2	<1.1	<1.1
Chloroform	µg/kg	2.90E+00	<1.1	<1.2	<1.1	<0.44	<0.42	<0.37	<0.43	<0.38	<1.1	<1.1	<2.0	<1.2	<1.1	<1.1
Chloromethane (methyl chloride)	µg/kg	7.30E+02	<1.1	<1.2	<1.1	<0.57	<0.55	<0.48	<0.56	<0.50	<1.1	<1.1	<2.0	<1.2	<1.1	<1.1
2-Chlorotoluene	µg/kg	-	<1.1	<1.2	<1.1	<0.34	<0.33	<0.29	<0.34	<0.30	<1.1	<1.1	<2.0	<1.2	<1.1	<1.1
4-Chlorotoluene	µg/kg	-	<1.1	<1.2	<1.1	<0.19	<0.18	<0.16	<0.19	<0.17	<1.1	<1.1	<2.0	<1.2	<1.1	<1.1
Cumene	µg/kg	3.10E+04	<1.1	<1.2	<1.1	<0.12	<0.12	<0.11	<0.12	<0.11	<1.1	<1.1	<2.0	<1.2	<1.1	<1.1
Cymene	µg/kg	-	<1.1	<1.2	<1.1	<0.27	<0.26	<0.23	<0.26	<0.23	<1.1	<1.1	<2.0	<1.2	<1.1	<1.1
1,2-Dibromo-3-chloropropane	µg/kg	-	<0.74	<0.78	<0.76	<1.4	<1.3	<1.2	<1.3	<1.2	<0.71	<0.75	<1.3	<0.78	<0.71	<0.75
1,2-Dibromoethane (ethylene dibromide)	µg/kg	-	<0.74	<0.78	<0.76	<0.22	<0.21	<0.18	<0.21	<0.19	<0.71	<0.75	<1.3	<0.78	<0.71	<0.75
1,2-Dichlorobenzene	µg/kg	5.10E+04	<1.1	<1.2	<1.1	<0.25	<0.24	<0.21	<0.25	<0.22	<1.1	<1.1	<2.0	<1.2	<1.1	<1.1
1,3-Dichlorobenzene	µg/kg	-	<1.1	<1.2	<1.1	<0.17	<0.17	<0.15	<0.17	<0.15	<1.1	<1.1	<2.0	<1.2	<1.1	<1.1
1,4-Dichlorobenzene	µg/kg	5.00E+01	<1.1	<1.2	<1.1	<0.15	<0.15	<0.13	<0.15	<0.13	<1.1	<1.1	<2.0	<1.2	<1.1	<1.1
Dichlorodifluoromethane (Freon 12)	µg/kg	-	<0.74	<0.78	<0.76	<0.29	<0.28	<0.25	<0.29	<0.25	<0.71	<0.75	<1.3	<0.78	<0.71	<0.75
1,1-Dichloroethane (1,1-DCA)	µg/kg	2.80E+01	<0.74	<0.78	<0.76	<0.20	<0.19	<0.17	<0.19	<0.17	<0.71	<0.75	<1.3	<0.78	<0.71	<0.75

**Table 2e. Soil Analytical Results - Volatile Organic Compounds (VOCs) - Panhandle and Eastern Area**

Parameter	Units	RBTC	Site Data													
			EE26A-3.8 <sup>(6)</sup>	EE26-3.8	EE26-6.8	GG26-0.0	GG26-2.5	GG26-5.5	HH23-0.0	HH23-2.5	KK23-2.7	KK23A-2.7 <sup>(6)</sup>	KK26-0.1	KK26A-2.6	KK26-2.6 <sup>(6)</sup>	KK26-5.6
Sample ID	-	-	EE26	EE26	EE26	GG26	GG26	GG26	HH23	HH23	KK23	KK23	KK26	KK26	KK26	KK26
Location	-	-	EE26	EE26	EE26	GG26	GG26	GG26	HH23	HH23	KK23	KK23	KK26	KK26	KK26	KK26
Depth	feet bgs	-	3.8	3.8	6.8	0.0	2.5	5.5	0.0	2.5	2.7	2.7	0.1	2.6	2.6	5.6
Date	mm/dd/yy	-	07/25/11	07/25/11	07/25/11	07/18/11	07/18/11	07/18/11	07/18/11	07/18/11	07/25/11	07/25/11	07/25/11	07/25/11	07/25/11	07/25/11
1,2-Dichloroethane (1,2-DCA)	µg/kg	8.80E+00	<1.1	<1.2	<1.1	<0.17	<0.16	<0.14	<0.16	<0.14	<1.1	<1.1	<2.0	<1.2	<1.1	<1.1
1,1-Dichloroethene (1,1-DCE)	µg/kg	9.00E+02	<1.1	<1.2	<1.1	<0.56	<0.54	<0.47	<0.55	<0.49	<1.1	<1.1	<2.0	<1.2	<1.1	<1.1
cis-1,2-Dichloroethene (cis-1,2-DCE)	µg/kg	2.30E+06	<1.1	<1.2	<1.1	<0.29	<0.28	<0.25	<0.29	<0.26	<1.1	<1.1	<2.0	<1.2	<1.1	<1.1
trans-1,2-Dichloroethene (trans-1,2-DCE)	µg/kg	1.40E+03	<1.1	<1.2	<1.1	<0.39	<0.37	<0.33	<0.38	<0.34	<1.1	<1.1	<2.0	<1.2	<1.1	<1.1
1,2-Dichloropropane	µg/kg	-	<1.1	<1.2	<1.1	<0.24	<0.23	<0.20	<0.24	<0.21	<1.1	<1.1	<2.0	<1.2	<1.1	<1.1
1,3-Dichloropropane	µg/kg	-	<1.1	<1.2	<1.1	<0.34	<0.33	<0.29	<0.33	<0.30	<1.1	<1.1	<2.0	<1.2	<1.1	<1.1
2,2-Dichloropropane	µg/kg	-	<1.1	<1.2	<1.1	<0.16	<0.15	<0.13	<0.15	<0.14	<1.1	<1.1	<2.0	<1.2	<1.1	<1.1
1,1-Dichloropropene	µg/kg	-	<1.1	<1.2	<1.1	<0.19	<0.18	<0.16	<0.19	<0.17	<1.1	<1.1	<2.0	<1.2	<1.1	<1.1
cis-1,3-Dichloropropene	µg/kg	-	<1.1	<1.2	<1.1	<0.14	<0.13	<0.12	<0.14	<0.12	<1.1	<1.1	<2.0	<1.2	<1.1	<1.1
trans-1,3-Dichloropropene	µg/kg	-	<1.1	<1.2	<1.1	<0.31	<0.29	<0.26	<0.30	<0.27	<1.1	<1.1	<2.0	<1.2	<1.1	<1.1
Diisopropyl Ether (DIPE)	µg/kg	-	<1.1	<1.2	<1.1	<0.12	<0.11	<0.098	<0.11	<0.10	<1.1	<1.1	<2.0	<1.2	<1.1	<1.1
Ethyl tert-butyl ether (ETBE)	µg/kg	-	<1.1	<1.2	<1.1	<0.13	<0.12	<0.11	<0.12	<0.11	<1.1	<1.1	<2.0	<1.2	<1.1	<1.1
Ethylbenzene	µg/kg	7.50E+01	<1.1	<1.2	<1.1	<0.13	<0.13	<0.11	<0.13	<0.12	<1.1	<1.1	<2.0	<1.2	<1.1	<1.1
Hexachlorobutadiene	µg/kg	2.50E+04	<0.74	<0.78	<0.76	<0.47	<0.46	<0.40	<0.47	<0.41	<0.71	<0.75	<1.3	<0.78	<0.71	<0.75
2-Hexanone (methyl butyl ketone)	µg/kg	1.50E+04	<3.7	<3.9	<3.8	<2.3	<2.2	<1.9	<2.2	<2.0	<3.5	<3.7	<6.7	<3.9	<3.6	<3.7
Methyl tert-butyl ether (MTBE)	µg/kg	1.20E+03	<0.74	<0.78	<0.76	<0.16	<0.16	<0.14	<0.16	<0.14	<0.71	<0.75	<1.3	<0.78	<0.71	<0.75
Methylene bromide	µg/kg	-	<1.9	<1.9	<1.9	<0.52	<0.50	<0.44	<0.51	<0.45	<1.8	<1.9	<3.4	<1.9	<1.8	<1.9
Methylene chloride	µg/kg	1.40E+02	<12	<12	<12	<0.21	<0.20	<0.18	<0.21	<0.18	<11	<12	<22	<12	<11	<12
4-Methyl-2-pentanone (methyl isobutyl ketone)	µg/kg	1.60E+06	<11	<12	<11	<2.4	<2.3	<2.0	<2.3	<2.1	<11	<11	<20	<12	<11	<11
Naphthalene	µg/kg	3.50E+02	<1.1	<1.2	<1.1	<0.96	<0.93	<0.82	<0.95	<0.84	<1.1	<1.1	<2.0	<1.2	<1.1	<1.1
n-Propylbenzene	µg/kg	-	<1.1	<1.2	<1.1	<0.31	<0.30	<0.27	<0.31	<0.27	<1.1	<1.1	<2.0	<1.2	<1.1	<1.1
Styrene	µg/kg	1.90E+05	<0.74	<0.78	<0.76	<0.17	<0.16	<0.14	<0.17	<0.15	<0.71	<0.75	<1.3	<0.78	<0.71	<0.75
1,1,1,2-Tetrachloroethane	µg/kg	-	<0.74	<0.78	<0.76	<0.17	<0.16	<0.14	<0.16	<0.15	<0.71	<0.75	<1.3	<0.78	<0.71	<0.75
1,1,2,2-Tetrachloroethane	µg/kg	2.10E+01	<0.74	<0.78	<0.76	<0.16	<0.16	<0.14	<0.16	<0.14	<0.71	<0.75	<1.3	<0.78	<0.71	<0.75
Tetrachloroethene (PCE)	µg/kg	4.80E+00	<2.6	<2.7	<2.6	<0.17	<0.17	<0.15	<0.17	<0.15	<2.5	<2.6	<4.7	<2.7	<2.5	<2.6
Toluene	µg/kg	2.20E+05	<1.1	<1.2	<1.1	<0.34	<0.33	<0.29	<0.34	<0.30	<1.1	<1.1	<2.0	<1.2	<1.1	<1.1
1,2,3-Trichlorobenzene	µg/kg	-	<1.1	<1.2	<1.1	<0.40	<0.38	<0.34	<0.39	<0.35	<1.1	<1.1	<2.0	<1.2	<1.1	<1.1
1,2,4-Trichlorobenzene	µg/kg	2.40E+03	<1.1	<1.2	<1.1	<0.31	<0.30	<0.26	<0.30	<0.27	<1.1	<1.1	<2.0	<1.2	<1.1	<1.1
1,1,1-Trichloroethane (1,1,1-TCA)	µg/kg	3.50E+04	<1.1	<1.2	<1.1	<0.22	<0.21	<0.19	<0.22	<0.19	<1.1	<1.1	<2.0	<1.2	<1.1	<1.1
1,1,2-Trichloroethane (1,1,2-TCA)	µg/kg	2.60E+01	<0.74	<0.78	<0.76	<0.39	<0.38	<0.33	<0.39	<0.34	<0.71	<0.75	<1.3	<0.78	<0.71	<0.75

**Table 2e. Soil Analytical Results - Volatile Organic Compounds (VOCs) - Panhandle and Eastern Area**

Parameter	Units	RBTC	Site Data													
			EE26A-3.8 <sup>(6)</sup>	EE26-3.8	EE26-6.8	GG26-0.0	GG26-2.5	GG26-5.5	HH23-0.0	HH23-2.5	KK23-2.7	KK23A-2.7 <sup>(6)</sup>	KK26-0.1	KK26A-2.6	KK26-2.6 <sup>(6)</sup>	KK26-5.6
Sample ID	-	-	EE26	EE26	EE26	GG26	GG26	GG26	HH23	HH23	KK23	KK23	KK26	KK26	KK26	KK26
Location	-	-	3.8	3.8	6.8	0.0	2.5	5.5	0.0	2.5	2.7	2.7	0.1	2.6	2.6	5.6
Depth	feet bgs	-	07/25/11	07/25/11	07/25/11	07/18/11	07/18/11	07/18/11	07/18/11	07/18/11	07/25/11	07/25/11	07/25/11	07/25/11	07/25/11	07/25/11
Date	mm/dd/yy	-	<0.74	<0.78	<0.76	<0.22	<0.22	<0.19	<0.22	<0.20	<0.71	<0.75	<1.3	<0.78	<0.71	<0.75
Trichloroethene (TCE)	µg/kg	1.80E+01	<0.89	<0.93	<0.91	<0.44	<0.42	<0.37	<0.43	<0.38	<0.85	<0.90	<1.6	<0.93	<0.85	<0.90
Trichlorofluoromethane (Freon 11)	µg/kg	-	<1.1	<1.2	<1.1	<0.97	<0.94	<0.82	<0.96	<0.85	<1.1	<1.1	<2.0	<1.2	<1.1	<1.1
1,2,3-Trichloropropane	µg/kg	-	<1.1	<1.2	<1.1	<1.0	<0.98	<0.86	<1.0	<0.89	<1.1	<1.1	<2.0	<1.2	<1.1	<1.1
1,2,4-Trimethylbenzene	µg/kg	8.50E+02	<1.1	<1.2	<1.1	<0.12	<0.11	<0.098	<0.11	<0.10	<1.1	<1.1	<2.0	<1.2	<1.1	<1.1
1,3,5-Trimethylbenzene	µg/kg	1.10E+07	<1.9	<1.9	<1.9	<0.42	<0.40	<0.35	<0.41	<0.37	<1.8	<1.9	<3.4	<1.9	<1.8	<1.9
Vinyl chloride	µg/kg	2.50E+00	<3.0	<3.1	<3.0	<0.17	<0.16	<0.14	<0.16	<0.15	<2.8	<3.0	<5.4	<3.1	<2.8	<3.0
Xylenes	µg/kg	8.90E+03														

Notes:

- (1) Volatile Organic Compounds (VOCs) analyzed using USEPA Method 8260B.
- (2) Laboratory data qualifiers are as follows.
  - J Indicates an estimated value.
  - B Indicates analyte found in associated method blank.
  - E Indicates value exceeds calibration range.
- (3)  Indicates an exceedance of the RBTC.
- (4) Bold font indicates a concentration detected at or above the method detection limit (MDL).
- (5) Sampling depths reported in feet below ground surface (feet bgs).
- (6) Sample is a field duplicate.
- Not applicable / not analyzed.

**Table 2e. Soil Analytical Results - Volatile Organic Compounds (VOCs) - Panhandle and Eastern Area**

Parameter	Units	RBTC	Site Data			
			NN23-2.5	NN23-5.5	NN26-2.5	NN26A-2.5 <sup>(6)</sup>
Sample ID	-	-	NN23	NN23	NN26	NN26
Location	-	-	NN23	NN23	NN26	NN26
Depth	feet bgs	-	2.5	5.5	2.5	2.5
Date	mm/dd/yy	-	07/18/11	07/18/11	07/25/11	07/25/11
Acetone	µg/kg	4.90E+07	<5.7	<5.0	<15	<15
tert-Amyl methyl ether (TAME)	µg/kg	-	<0.13	<0.11	<0.88	<0.91
Benzene	µg/kg	1.30E+01	<0.11	<0.10	<1.1	<1.1
Bromobenzene	µg/kg	-	<0.17	<0.15	<1.1	<1.1
Bromodichloromethane	µg/kg	-	<0.19	<0.17	<0.74	<0.76
Bromoform	µg/kg	-	<0.65	<0.57	<0.74	<0.76
Bromomethane (methyl bromide)	µg/kg	-	<0.34	<0.30	<1.8	<1.9
2-Butanone (methyl ethyl ketone)	µg/kg	5.30E+06	<3.7	<3.3	<8.8	<9.1
tert-Butyl alcohol (TBA)	µg/kg	-	<5.0	<4.4	<7.4	<7.6
n-Butylbenzene	µg/kg	-	<0.20	<0.18	<1.1	<1.1
sec-Butylbenzene	µg/kg	-	<0.14	<0.12	<1.1	<1.1
tert-Butylbenzene	µg/kg	-	<0.12	<0.10	<1.1	<1.1
Carbon tetrachloride	µg/kg	-	<0.30	<0.26	<0.74	<0.76
Chlorobenzene	µg/kg	4.80E+03	<0.28	<0.24	<1.1	<1.1
Chlorobromomethane (bromochloromethane)	µg/kg	-	<0.45	<0.39	<1.1	<1.1
Chlorodibromomethane (dibromochloromethane)	µg/kg	-	<0.14	<0.13	<0.74	<0.76
Chloroethane (ethyl chloride)	µg/kg	7.70E+04	<0.35	<0.31	<1.1	<1.1
Chloroform	µg/kg	2.90E+00	<0.42	<0.37	<1.1	<1.1
Chloromethane (methyl chloride)	µg/kg	7.30E+02	<0.54	<0.47	<1.1	<1.1
2-Chlorotoluene	µg/kg	-	<0.32	<0.28	<1.1	<1.1
4-Chlorotoluene	µg/kg	-	<0.18	<0.16	<1.1	<1.1
Cumene	µg/kg	3.10E+04	<0.12	<0.10	<1.1	<1.1
Cymene	µg/kg	-	<0.26	<0.22	<1.1	<1.1
1,2-Dibromo-3-chloropropane	µg/kg	-	<1.3	<1.1	<0.74	<0.76
1,2-Dibromoethane (ethylene dibromide)	µg/kg	-	<0.21	<0.18	<0.74	<0.76
1,2-Dichlorobenzene	µg/kg	5.10E+04	<0.24	<0.21	<1.1	<1.1
1,3-Dichlorobenzene	µg/kg	-	<0.17	<0.15	<1.1	<1.1
1,4-Dichlorobenzene	µg/kg	5.00E+01	<0.15	<0.13	<1.1	<1.1
Dichlorodifluoromethane (Freon 12)	µg/kg	-	<0.28	<0.24	<0.74	<0.76
1,1-Dichloroethane (1,1-DCA)	µg/kg	2.80E+01	<0.19	<0.17	<0.74	<0.76

**Table 2e. Soil Analytical Results - Volatile Organic Compounds (VOCs) - Panhandle and Eastern Area**

Parameter	Units	RBTC	Site Data			
			NN23-2.5	NN23-5.5	NN26-2.5	NN26A-2.5 <sup>(6)</sup>
Sample ID	-	-	NN23	NN23	NN26	NN26
Location	-	-	NN23	NN23	NN26	NN26
Depth	feet bgs	-	2.5	5.5	2.5	2.5
Date	mm/dd/yy	-	07/18/11	07/18/11	07/25/11	07/25/11
1,2-Dichloroethane (1,2-DCA)	µg/kg	8.80E+00	<0.16	<0.14	<1.1	<1.1
1,1-Dichloroethene (1,1-DCE)	µg/kg	9.00E+02	<0.53	<0.46	<1.1	<1.1
cis-1,2-Dichloroethene (cis-1,2-DCE)	µg/kg	2.30E+06	<0.28	<0.24	<1.1	<1.1
trans-1,2-Dichloroethene (trans-1,2-DCE)	µg/kg	1.40E+03	<0.37	<0.32	<1.1	<1.1
1,2-Dichloropropane	µg/kg	-	<0.23	<0.20	<1.1	<1.1
1,3-Dichloropropane	µg/kg	-	<0.32	<0.28	<1.1	<1.1
2,2-Dichloropropane	µg/kg	-	<0.15	<0.13	<1.1	<1.1
1,1-Dichloropropene	µg/kg	-	<0.18	<0.16	<1.1	<1.1
cis-1,3-Dichloropropene	µg/kg	-	<0.13	<0.12	<1.1	<1.1
trans-1,3-Dichloropropene	µg/kg	-	<0.29	<0.25	<1.1	<1.1
Diisopropyl Ether (DIPE)	µg/kg	-	<0.11	<0.096	<1.1	<1.1
Ethyl tert-butyl ether (ETBE)	µg/kg	-	<0.12	<0.11	<1.1	<1.1
Ethylbenzene	µg/kg	7.50E+01	<0.13	<0.11	<1.1	<1.1
Hexachlorobutadiene	µg/kg	2.50E+04	<0.45	<0.39	<0.74	<0.76
2-Hexanone (methyl butyl ketone)	µg/kg	1.50E+04	<2.1	<1.9	<3.7	<3.8
Methyl tert-butyl ether (MTBE)	µg/kg	1.20E+03	<0.15	<0.14	<0.74	<0.76
Methylene bromide	µg/kg	-	<0.49	<0.43	<1.8	<1.9
Methylene chloride	µg/kg	1.40E+02	<0.20	<0.17	<12	<12
4-Methyl-2-pentanone (methyl isobutyl ketone)	µg/kg	1.60E+06	<2.3	<2.0	<11	<11
Naphthalene	µg/kg	3.50E+02	<0.91	<0.80	<1.1	<1.1
n-Propylbenzene	µg/kg	-	<0.30	<0.26	<1.1	<1.1
Styrene	µg/kg	1.90E+05	<0.16	<0.14	<0.74	<0.76
1,1,1,2-Tetrachloroethane	µg/kg	-	<0.16	<0.14	<0.74	<0.76
1,1,2,2-Tetrachloroethane	µg/kg	2.10E+01	<0.15	<0.14	<0.74	<0.76
Tetrachloroethene (PCE)	µg/kg	4.80E+00	<0.16	<0.14	<2.6	<2.7
Toluene	µg/kg	2.20E+05	<0.33	<0.29	<1.1	<1.1
1,2,3-Trichlorobenzene	µg/kg	-	<0.38	<0.33	<1.1	<1.1
1,2,4-Trichlorobenzene	µg/kg	2.40E+03	<0.29	<0.26	<1.1	<1.1
1,1,1-Trichloroethane (1,1,1-TCA)	µg/kg	3.50E+04	<0.21	<0.18	<1.1	<1.1
1,1,2-Trichloroethane (1,1,2-TCA)	µg/kg	2.60E+01	<0.37	<0.33	<0.74	<0.76

**Table 2e. Soil Analytical Results - Volatile Organic Compounds (VOCs) - Panhandle and Eastern Area**

Parameter	Units	RBTC	Site Data			
			NN23-2.5	NN23-5.5	NN26-2.5	NN26A-2.5 <sup>(6)</sup>
Sample ID	–	–	NN23	NN23	NN26	NN26
Location	–	–	2.5	5.5	2.5	2.5
Depth	feet bgs	–	07/18/11	07/18/11	07/25/11	07/25/11
Date	mm/dd/yy	–				
Trichloroethene (TCE)	µg/kg	1.80E+01	<0.21	<0.19	<0.74	<0.76
Trichlorofluoromethane (Freon 11)	µg/kg	–	<0.42	<0.37	<0.88	<0.91
1,2,3-Trichloropropane	µg/kg	–	<0.92	<0.81	<1.1	<1.1
1,2,4-Trimethylbenzene	µg/kg	8.50E+02	<0.97	<0.85	<1.1	<1.1
1,3,5-Trimethylbenzene	µg/kg	1.10E+07	<0.11	<0.096	<1.1	<1.1
Vinyl chloride	µg/kg	2.50E+00	<0.40	<0.35	<1.8	<1.9
Xylenes	µg/kg	8.90E+03	<0.16	<0.14	<2.9	<3.0

Notes:

- (1) Volatile Organic Compounds (VOCs) analyzed using USEPA Method 8260B.
  - (2) Laboratory data qualifiers are as follows.
    - J Indicates an estimated value.
    - B Indicates analyte found in associated method blank.
    - E Indicates value exceeds calibration range.
  - (3)   Indicates an exceedance of the RBTC.
  - (4) Bold font indicates a concentration detected at or above the method detection limit (MDL).
  - (5) Sampling depths reported in feet below ground surface (feet bgs).
  - (6) Sample is a field duplicate.
- Not applicable / not analyzed.



**Table 3. Soil Analytical Results - Petroleum Hydrocarbons**

Parameter	Units	RBTC	Site Data															
			D22-1.0	F20-0.5	F20-5.0	F20-8.5	F24-0.5	F24-5.0	F24-10.0	F24-10.0 DUP <sup>(5)</sup>	H17-0.5	H20-0.5	H20-5.0	H20-7.0	H22-0.6	H22-3.0	H22-3.0 DUP <sup>(5)</sup>	H22-6.0
Sample ID	–	–	D22	F20	F20	F20	F24	F24	F24	F24	H17	H20	H20	H20	H22	H22	H22	H22
Location	–	–	D22	F20	F20	F20	F24	F24	F24	F24	H17	H20	H20	H20	H22	H22	H22	H22
Depth	feet bgs	–	1.0	0.5	5.0	8.5	0.5	5.0	10.0	10.0	0.5	0.5	5.0	7.0	0.6	3.0	3.0	6.0
Date	mm/dd/yy	–	07/26/11	08/30/11	08/30/11	08/30/11	08/30/11	08/30/11	08/30/11	08/30/11	07/26/11	08/30/11	08/30/11	08/30/11	08/30/11	08/30/11	08/30/11	08/30/11
GRO	mg/kg	–	<b>0.286</b>	<b>11.8</b>	<b>6,020</b>	<b>7,520</b>	<b>0.159</b>	<b>4,950</b>	<b>780</b>	<b>690</b>	<0.049	<b>13.2</b>	<b>4,640</b>	<b>17,400</b>	<b>14.7 J</b>	<b>2,730 J</b>	<b>2,470</b>	<b>5,780</b>
DRO	mg/kg	–	<b>21.4</b>	<b>31.9</b>	<b>3,480</b>	<b>8,400</b>	<b>51.0</b>	<b>4,920</b>	<b>1,620</b>	<b>1,700</b>	<b>94.9</b>	<b>18.1</b>	<b>262</b>	<b>25,600</b>	<b>50.5</b>	<b>18,800</b>	<b>23,300</b>	<b>18,000</b>
MORO	mg/kg	–	<b>72.9</b>	<b>91.6</b>	<b>2,940</b>	<b>4,570</b>	<b>185</b>	<b>4,450</b>	<b>621</b>	<b>737</b>	<b>295</b>	<b>25.6</b>	<b>483</b>	<b>15,500</b>	<b>133</b>	<b>5,590</b>	<b>5,360</b>	<b>4,840</b>

Notes:

- (1) Petroleum Hydrocarbons analyzed using USEPA Method 8015B and 8015B M.  
 GRO Gasoline Range Organics  
 DRO Diesel Range Organics  
 MORO Motor Oil Range Organics
- (2) Laboratory data qualifiers are as follows.  
 J Indicates an estimated value.
- (3) Bold font indicates a concentration detected at or above the method detection limit (MDL).
- (4) Sampling depths reported in feet below ground surface (feet bgs).
- (5) Sample is a field duplicate.
- Not applicable / not analyzed.

**Table 3. Soil Analytical Results - Petroleum Hydrocarbons**

Parameter	Units	RBTC	Site Data															
			J20-0.5	J20-4.5	J20-8.5	J22-0.6	J22-5.0	J22-8.6	K19-1.0	K21-0.5	K21-0.5 <sup>(5)</sup>	K23-1.4	K27-0.5	L6-0.9	L20-0.7	L23-0.5	M2-0.9	M2-3.4
Sample ID	–	–	J20	J20	J20	J22	J22	J22	K19	K21	K21	K23	K27	L6	L20	L23	M2	M2
Location	–	–	J20	J20	J20	J22	J22	J22	K19	K21	K21	K23	K27	L6	L20	L23	M2	M2
Depth	feet bgs	–	0.5	4.5	8.5	0.6	5.0	8.6	1.0	0.5	0.5	1.4	0.5	0.9	0.7	0.5	0.9	3.4
Date	mm/dd/yy	–	08/29/11	08/29/11	08/29/11	08/29/11	08/29/11	08/29/11	07/18/11	07/18/11	07/18/11	07/20/11	07/26/11	07/13/11	07/20/11	07/20/11	07/13/11	07/13/11
GRO	mg/kg	–	<b>0.0538 J</b>	<b>16.0</b>	<b>414</b>	<b>15.8</b>	<b>956</b>	<b>162</b>	<b>1,040</b>	<b>0.232</b>	<b>0.221</b>	<b>0.407</b>	<0.049	<0.048	<b>1,980</b>	<b>0.125</b>	<0.049	<0.048
DRO	mg/kg	–	<b>10.1</b>	<b>14.0</b>	<b>179</b>	<b>18.7</b>	<b>653</b>	<b>46.2</b>	<b>1,130</b>	<b>9.24 J</b>	<5.0	<b>53.1</b>	<b>23.8</b>	<b>264</b>	<b>15,800 J</b>	<b>7.79 J</b>	<b>81.6</b>	<b>6.65 J</b>
MORO	mg/kg	–	<b>29.6</b>	<b>17.6 J</b>	<b>110</b>	<b>74.9</b>	<b>393</b>	<b>23.3</b>	<b>714</b>	<10	<9.9	<b>152</b>	<b>14.9 J</b>	<b>724</b>	<b>12,300 J</b>	<9.9	<b>188</b>	<10

Notes:

- (1) Petroleum Hydrocarbons analyzed using USEPA Method 8015B and 8015B M.  
 GRO Gasoline Range Organics  
 DRO Diesel Range Organics  
 MORO Motor Oil Range Organics
- (2) Laboratory data qualifiers are as follows.  
 J Indicates an estimated value.
- (3) Bold font indicates a concentration detected at or above the method detection limit (MDL).
- (4) Sampling depths reported in feet below ground surface (feet bgs).
- (5) Sample is a field duplicate.
- Not applicable / not analyzed.

**Table 3. Soil Analytical Results - Petroleum Hydrocarbons**

Parameter	Units	RBTC	Site Data															
Sample ID	–	–	M2-6.4	M5-0.7	M5-3.2	M5-6.2	M19-0.5	M22-0.5	N6-0.8	N6-3.3	N6-3.3 <sup>(5)</sup>	N6-6.3	N7-0.3	N7-0.3 <sup>(5)</sup>	N17-2.0	N21-1.0	N25-0.9	O6-1.2
Location	–	–	M2	M5	M5	M5	M19	M22	N6	N6	N6	N6	N7	N7	N17	N21	N25	O6
Depth	feet bgs	–	6.4	0.7	3.2	6.2	0.5	0.5	0.8	3.3	3.3	6.3	0.3	0.3	2.0	1.0	0.9	1.2
Date	mm/dd/yy	–	07/13/11	07/13/11	07/13/11	07/13/11	07/20/11	07/20/11	07/13/11	07/13/11	07/13/11	07/13/11	07/19/11	07/19/11	07/18/11	07/20/11	07/22/11	07/13/11
GRO	mg/kg	–	<0.047	<0.048	<b>0.113</b>	<0.047	<b>108</b>	<b>8.30</b>	<b>0.0765 J</b>	<b>0.0929 J</b>	<b>0.0757 J</b>	<b>0.814</b>	<b>307</b>	<b>297</b>	<b>223</b>	<b>471</b>	<b>1,130</b>	<0.048
DRO	mg/kg	–	<b>6.06 J</b>	<b>8.77 J</b>	<b>62.8</b>	<4.9	<b>2,240</b>	<b>119</b>	<b>248</b>	<b>7.19 J</b>	<b>9.86 J</b>	<5.0	<b>181</b>	<b>50.6</b>	<b>117</b>	<b>1,450</b>	<b>1,880</b>	<b>315</b>
MORO	mg/kg	–	<b>10.4 J</b>	<b>10.9 J</b>	<b>315</b>	<9.8	<b>2,220</b>	<b>164</b>	<b>906</b>	<b>20.6</b>	<b>58.3</b>	<9.9	<b>40.8</b>	<b>13.4 J</b>	<b>99.9</b>	<b>8,900</b>	<b>2,220</b>	<b>1,570</b>

Notes:

- (1) Petroleum Hydrocarbons analyzed using USEPA Method 8015B and 8015B M.  
 GRO Gasoline Range Organics  
 DRO Diesel Range Organics  
 MORO Motor Oil Range Organics
- (2) Laboratory data qualifiers are as follows.  
 J Indicates an estimated value.
- (3) Bold font indicates a concentration detected at or above the method detection limit (MDL).
- (4) Sampling depths reported in feet below ground surface (feet bgs).
- (5) Sample is a field duplicate.
- Not applicable / not analyzed.

**Table 3. Soil Analytical Results - Petroleum Hydrocarbons**

Parameter	Units	RBTC	Site Data															
			O6-3.7	O6-6.7	OP19-1.3	OP3,4-1.0	OP3,4-1.0 <sup>(5)</sup>	OP3,4-3.5	OP3,4-6.5	OP4,5-1.0	OP4,5-3.5	OP4,5-6.5	OP 7,8-1.3	OP9-0.5	P1-0.8	P1-3.9	P1-3.9 <sup>(5)</sup>	P1-6.3
Sample ID	–	–	O6	O6	OP19	OP3,4	OP3,4	OP3,4	OP3,4	OP4,5	OP4,5	OP4,5	OP7,8	OP9	P1	P1	P1	P1
Location	–	–	O6	O6	OP19	OP3,4	OP3,4	OP3,4	OP3,4	OP4,5	OP4,5	OP4,5	OP7,8	OP9	P1	P1	P1	P1
Depth	feet bgs	–	3.7	6.7	1.3	1.0	1.0	3.5	6.5	1.0	3.5	6.5	1.3	0.5	0.8	3.9	3.9	6.3
Date	mm/dd/yy	–	07/13/11	07/13/11	07/21/11	07/13/11	07/13/11	07/13/11	07/13/11	07/13/11	07/13/11	07/13/11	07/19/11	07/19/11	07/12/11	07/12/11	07/12/11	07/12/11
GRO	mg/kg	–	<b>17.3</b>	<b>0.467</b>	<b>1,910</b>	<0.050	<0.047	<0.048	<0.048	<0.047	<b>0.476</b>	<0.048	<b>127</b>	<b>557</b>	<0.049	<0.048	<0.047	<0.048
DRO	mg/kg	–	<b>9.61 J</b>	<5.0	<b>489</b>	<5.0	<5.0	<b>10.4</b>	<5.0	<5.0	<b>10.3</b>	<b>6.08 J</b>	<b>12.6</b>	<b>130</b>	<b>134</b>	<b>102</b>	<b>136</b>	<4.9
MORO	mg/kg	–	<9.8	<9.9	<49	<9.9	<9.9	<b>26.6</b>	<10	<10	<b>27.8</b>	<9.8	<b>13.8 J</b>	<b>41.7</b>	<b>358</b>	<b>215</b>	<b>226</b>	<9.7

Notes:

- (1) Petroleum Hydrocarbons analyzed using USEPA Method 8015B and 8015B M.  
 GRO Gasoline Range Organics  
 DRO Diesel Range Organics  
 MORO Motor Oil Range Organics
- (2) Laboratory data qualifiers are as follows.  
 J Indicates an estimated value.
- (3) Bold font indicates a concentration detected at or above the method detection limit (MDL).
- (4) Sampling depths reported in feet below ground surface (feet bgs).
- (5) Sample is a field duplicate.
- Not applicable / not analyzed.

**Table 3. Soil Analytical Results - Petroleum Hydrocarbons**

Parameter	Units	RBTC	Site Data															
			P6-1.0	P6-2.0	P6-6.5	P17-0.5	P23-3.7	P25-2.7	P27-0.9	P27-0.9 <sup>(5)</sup>	P27-5.0	P27-6.4	PQ3,4-1.2	PQ3,4-1.2 <sup>(5)</sup>	PQ3,4-3.7	PQ3,4-6.7	PQ4,5-1.0	PQ4,5-3.5
Sample ID	–	–	P6	P6	P6	P17	P23	P25	P27	P27	P27	P27	PQ3,4	PQ3,4	PQ3,4	PQ3,4	PQ4,5	PQ4,5
Location	–	–	P6	P6	P6	P17	P23	P25	P27	P27	P27	P27	PQ3,4	PQ3,4	PQ3,4	PQ3,4	PQ4,5	PQ4,5
Depth	feet bgs	–	1.0	2.0	6.5	0.5	3.7	2.7	0.9	0.9	5.0	6.4	1.2	1.2	3.7	6.7	1.0	3.5
Date	mm/dd/yy	–	07/13/11	07/13/11	07/13/11	07/18/11	07/22/11	07/26/11	07/21/11	07/21/11	07/21/11	07/21/11	07/13/11	07/13/11	07/13/11	07/13/11	07/13/11	07/13/11
GRO	mg/kg	–	<0.047	<0.048	<b>0.294</b>	<b>330</b>	<0.050	<0.047	<1.8	<1.8	<0.049	<0.046	<0.050	<0.046	<0.050	<0.050	<0.048	<0.048
DRO	mg/kg	–	<b>174</b>	<b>659</b>	<5.0	<b>122</b>	<5.0	<b>23.2</b>	<b>117</b>	<b>211</b>	<b>6.01 J</b>	<5.0	<b>6.04 J</b>	<b>8.16 J</b>	<b>162 J</b>	<5.0	<4.9	<b>39.3</b>
MORO	mg/kg	–	<b>807</b>	<b>975</b>	<10	<10	<10	<b>52.2</b>	<b>232</b>	<b>669</b>	<b>29.0</b>	<10	<10	<b>12.6 J</b>	<b>640</b>	<10	<9.8	<b>74.1</b>

Notes:

- (1) Petroleum Hydrocarbons analyzed using USEPA Method 8015B and 8015B M.
  - GRO Gasoline Range Organics
  - DRO Diesel Range Organics
  - MORO Motor Oil Range Organics
- (2) Laboratory data qualifiers are as follows.
  - J Indicates an estimated value.
- (3) Bold font indicates a concentration detected at or above the method detection limit (MDL).
- (4) Sampling depths reported in feet below ground surface (feet bgs).
- (5) Sample is a field duplicate.
- Not applicable / not analyzed.

**Table 3. Soil Analytical Results - Petroleum Hydrocarbons**

Parameter	Units	RBTC	Site Data															
			PQ4,5-6.5	Q6-0.8	Q6-3.3	Q6-6.3	Q17-1.9	Q20-1.1	QR3,4-1.0	QR3,4-3.5	QR3,4-6.5	QR4,5-1.3	QR4,5-1.3 <sup>(5)</sup>	QR4,5-3.3	QR4,5-6.8	QR 7,8-1.0	R6-0.5	R6-3.0
Sample ID	–	–	PQ4,5	Q6	Q6	Q6	Q17	Q20	QR3,4	QR3,4	QR3,4	QR4,5	QR4,5	QR4,5	QR4,5	QR7,8	R6	R6
Location	–	–	PQ4,5	Q6	Q6	Q6	Q17	Q20	QR3,4	QR3,4	QR3,4	QR4,5	QR4,5	QR4,5	QR4,5	QR7,8	R6	R6
Depth	feet bgs	–	6.5	0.8	3.3	6.3	1.9	1.1	1.0	3.5	6.5	1.3	1.3	3.3	6.8	1.0	0.5	3.0
Date	mm/dd/yy	–	07/13/11	07/13/11	07/13/11	07/13/11	07/21/11	07/21/11	07/13/11	07/13/11	07/13/11	07/13/11	07/13/11	07/13/11	07/13/11	07/19/11	07/14/11	07/14/11
GRO	mg/kg	–	<0.047	<b>0.0632 J</b>	<b>37.1</b>	<0.049	<b>931</b>	<b>550</b>	<0.048	<0.049	<0.050	<0.049	<0.046	<0.047	<0.049	<b>22.1</b>	<b>0.0867 J</b>	<0.047
DRO	mg/kg	–	<5.0	<b>87.5</b>	<b>934</b>	<b>9.44 J</b>	<b>312</b>	<b>670</b>	<4.9	<b>7.05 J</b>	<4.9	<b>7.24 J</b>	<5.0	<b>257</b>	<b>5.63 J</b>	<b>78.6</b>	<b>391</b>	<b>555</b>
MORO	mg/kg	–	<10	<b>237</b>	<b>1,200</b>	<9.8	<b>65.0</b>	<100	<9.8	<9.8	<9.8	<9.7	<10	<b>94.4</b>	<9.8	<b>52.8</b>	<b>736</b>	<b>451</b>

Notes:

- (1) Petroleum Hydrocarbons analyzed using USEPA Method 8015B and 8015B M.
  - GRO Gasoline Range Organics
  - DRO Diesel Range Organics
  - MORO Motor Oil Range Organics
- (2) Laboratory data qualifiers are as follows.
  - J Indicates an estimated value.
- (3) Bold font indicates a concentration detected at or above the method detection limit (MDL).
- (4) Sampling depths reported in feet below ground surface (feet bgs).
- (5) Sample is a field duplicate.
- Not applicable / not analyzed.

**Table 3. Soil Analytical Results - Petroleum Hydrocarbons**

Parameter	Units	RBTC	Site Data																
			R6-6.0	R10-0.5	R19-1.5	R25-0.5	S2-1.0	S2-3.0	S2-6.5	S5-0.6	S5-3.1	S5-3.1 <sup>(5)</sup>	S5-6.1	S17-1.0	S20-1.7	S22-0.8	S26-0.8	T8-0.5	
Sample ID	–	–	R6	R10	R19	R25	S2	S2	S2	S5	S5	S5	S5	S17	S20	S22	S26	T8	
Location	–	–																	
Depth	feet bgs	–	6.0	0.5	1.5	0.5	1.0	3.0	6.5	0.6	3.1	3.1	6.1	1.0	1.7	0.8	0.8	0.5	
Date	mm/dd/yy	–	07/14/11	07/14/11	07/21/11	07/25/11	07/12/11	07/12/11	07/12/11	07/12/11	07/12/11	07/12/11	07/12/11	07/21/11	07/15/11	07/21/11	07/21/11	07/12/11	
GRO	mg/kg	–	<0.049	<0.050	<b>7,670</b>	<0.046	<0.048	<b>5.52</b>	<b>33.4</b>	<0.046	<b>0.132</b>	<b>0.103</b>	<0.048	<b>2,390</b>	<b>0.608</b>	<b>0.241</b>	<0.050	<0.047	
DRO	mg/kg	–	<b>7.07 J</b>	<5.0	<b>451</b>	<4.8	<b>133 J</b>	<b>9,500</b>	<b>1,450</b>	<b>82.2</b>	<b>10.1</b>	<b>5.90 J</b>	<5.0	<b>811</b>	<b>97.5</b>	<5.0	<4.9	<b>6.18 J</b>	
MORO	mg/kg	–	<10	<9.9	<50	<9.6	<b>805</b>	<500	<99	<b>238</b>	<b>20.2</b>	<b>13.7 J</b>	<10	<b>556</b>	<b>16.9 J</b>	<10	<9.8	<9.7	

Notes:

- (1) Petroleum Hydrocarbons analyzed using USEPA Method 8015B and 8015B M.
  - GRO Gasoline Range Organics
  - DRO Diesel Range Organics
  - MORO Motor Oil Range Organics
- (2) Laboratory data qualifiers are as follows.
  - J Indicates an estimated value.
- (3) Bold font indicates a concentration detected at or above the method detection limit (MDL).
- (4) Sampling depths reported in feet below ground surface (feet bgs).
- (5) Sample is a field duplicate.
- Not applicable / not analyzed.

**Table 3. Soil Analytical Results - Petroleum Hydrocarbons**

Parameter	Units	RBTC	Site Data															
			T19-0.5	T21-0.5	U21-0.5	V2-1.1	V2-3.6	V2-6.6	V5-1.0	V5-3.5	V5-6.5	V11-0.7	V11-3.2	V11-6.2	V17-0.5	V19-0.6	V23-0.5	V26-0.9
Sample ID	–	–	T19	T21	U21	V2	V2	V2	V5	V5	V5	V11	V11	V11	V17	V19	V23	V26
Location	–	–	T19	T21	U21	V2	V2	V2	V5	V5	V5	V11	V11	V11	V17	V19	V23	V26
Depth	feet bgs	–	0.5	0.5	0.5	1.1	3.6	6.6	1.0	3.5	6.5	0.7	3.2	6.2	0.5	0.6	0.5	0.9
Date	mm/dd/yy	–	07/14/11	07/14/11	07/14/11	07/11/11	07/11/11	07/11/11	07/12/11	07/12/11	07/12/11	07/12/11	07/12/11	07/12/11	07/15/11	07/14/11	07/15/11	07/21/11
GRO	mg/kg	–	<b>2,700</b>	<0.049	<b>0.505</b>	<0.047	<0.046	<0.047	<0.048	<b>0.0864 J</b>	<b>0.186</b>	<0.048	<0.049	<0.047	<0.047	<b>0.142</b>	<b>0.386</b>	<0.048
DRO	mg/kg	–	<b>982</b>	<4.9	<b>36.0</b>	<b>5.02 J</b>	<b>603</b>	<4.9	<b>2,730</b>	<4.9	<5.0	<b>21.7</b>	<4.9	<4.9	<4.9	<b>1,290</b>	<b>31.9</b>	<b>7.33 J</b>
MORO	mg/kg	–	<b>869</b>	<9.8	<b>138</b>	<9.9	<b>563</b>	<9.8	<b>4,160</b>	<9.7	<9.9	<b>20.2</b>	<9.8	<9.8	<9.8	<b>1,310</b>	<b>134</b>	<b>19.8 J</b>

Notes:

- (1) Petroleum Hydrocarbons analyzed using USEPA Method 8015B and 8015B M.
  - GRO Gasoline Range Organics
  - DRO Diesel Range Organics
  - MORO Motor Oil Range Organics
- (2) Laboratory data qualifiers are as follows.
  - J Indicates an estimated value.
- (3) Bold font indicates a concentration detected at or above the method detection limit (MDL).
- (4) Sampling depths reported in feet below ground surface (feet bgs).
- (5) Sample is a field duplicate.
- Not applicable / not analyzed.



**Table 3. Soil Analytical Results - Petroleum Hydrocarbons**

Parameter	Units	RBTC	Site Data															
			V29-3.0	V29-5.5	X8-1.0	X8-1.0 <sup>(5)</sup>	X8-3.5	X8-6.5	X9-1.8	X9-4.1	X9-7.1	Y2-1.0	Y2-3.5	Y2-6.5	Y3-1.0	Y3-3.5	Y3-6.5	Y5-1.5
Sample ID	–	–	V29	V29	X8	X8	X8	X8	X9	X9	X9	Y2	Y2	Y2	Y3	Y3	Y3	Y5
Location	–	–	V29	V29	X8	X8	X8	X8	X9	X9	X9	Y2	Y2	Y2	Y3	Y3	Y3	Y5
Depth	feet bgs	–	3.0	5.5	1.0	1.0	3.5	6.5	1.8	4.1	7.1	1.0	3.5	6.5	1.0	3.5	6.5	1.5
Date	mm/dd/yy	–	07/26/11	07/26/11	07/12/11	07/12/11	07/12/11	07/12/11	07/12/11	07/12/11	07/12/11	07/11/11	07/11/11	07/11/11	07/11/11	07/11/11	07/11/11	07/11/11
GRO	mg/kg	–	<0.047	<0.050	<0.050	<0.049	<0.050	<0.048	<0.048	<0.050	<0.047	<0.049	<0.050	<0.048	<0.050	<0.049	<0.047	<0.047
DRO	mg/kg	–	<5.0	<b>37.8</b>	<b>341</b>	<b>141</b>	<5.0	<5.0	<b>26.1</b>	<5.0	<5.0	<b>186</b>	<4.9	<b>6.36 J</b>	<b>252</b>	<b>5.03 J</b>	<b>5.85 J</b>	<b>111 J</b>
MORO	mg/kg	–	<10	<b>93.0</b>	<b>740</b>	<b>273</b>	<9.9	<10	<b>126</b>	<10	<10	<b>636</b>	<9.7	<9.9	<b>939</b>	<9.9	<9.9	<b>721</b>

Notes:

- (1) Petroleum Hydrocarbons analyzed using USEPA Method 8015B and 8015B M.  
 GRO Gasoline Range Organics  
 DRO Diesel Range Organics  
 MORO Motor Oil Range Organics
- (2) Laboratory data qualifiers are as follows.  
 J Indicates an estimated value.
- (3) Bold font indicates a concentration detected at or above the method detection limit (MDL).
- (4) Sampling depths reported in feet below ground surface (feet bgs).
- (5) Sample is a field duplicate.
- Not applicable / not analyzed.

**Table 3. Soil Analytical Results - Petroleum Hydrocarbons**

Parameter	Units	RBTC	Site Data															
			Y5-4.0	Y5-7.0	Y11-0.8	Y11-3.1	Y11-6.1	Y14-1.0	Y14-3.5	Y14-6.5	Y17-0.9	Y17-3.4	Y17-6.4	Y23-0.5	Y23-3.0	Y23-6.0	Z16,17-0.9	Z16,17-3.4
Sample ID	–	–	Y5	Y5	Y11	Y11	Y11	Y14	Y14	Y14	Y17	Y17	Y17	Y23	Y23	Y23	Z16,17	Z16,17
Location	–	–	Y5	Y5	Y11	Y11	Y11	Y14	Y14	Y14	Y17	Y17	Y17	Y23	Y23	Y23	Z16,17	Z16,17
Depth	feet bgs	–	4.0	7.0	0.8	3.1	6.1	1.0	3.5	6.5	0.9	3.4	6.4	0.5	3.0	6.0	0.9	3.4
Date	mm/dd/yy	–	07/11/11	07/11/11	07/12/11	07/12/11	07/12/11	07/11/11	07/11/11	07/11/11	07/12/11	07/12/11	07/12/11	07/15/11	07/15/11	07/15/11	07/14/11	07/14/11
GRO	mg/kg	–	<b>0.0837 J</b>	<0.046	<0.049	<0.050	<b>0.847</b>	<0.049	<b>0.427</b>	<0.049	<0.047	<0.047	<0.047	<0.048	<0.048	<0.047	<b>0.900</b>	<0.049
DRO	mg/kg	–	<b>14.3</b>	<5.0	<b>22.0</b>	<b>335</b>	<b>16.0</b>	<b>16.1</b>	<b>7.26 J</b>	<4.9	<5.0	<4.9	<5.0	<b>257</b>	<4.9	<5.0	<b>6.65 J</b>	<5.0
MORO	mg/kg	–	<b>23.2</b>	<9.9	<b>79.3</b>	<b>437</b>	<9.8	<b>22.2</b>	<9.8	<9.8	<10	<9.8	<10	<b>1,380</b>	<9.8	<10	<10	<10

Notes:

- (1) Petroleum Hydrocarbons analyzed using USEPA Method 8015B and 8015B M.
  - GRO Gasoline Range Organics
  - DRO Diesel Range Organics
  - MORO Motor Oil Range Organics
- (2) Laboratory data qualifiers are as follows.
  - J Indicates an estimated value.
- (3) Bold font indicates a concentration detected at or above the method detection limit (MDL).
- (4) Sampling depths reported in feet below ground surface (feet bgs).
- (5) Sample is a field duplicate.
- Not applicable / not analyzed.

**Table 3. Soil Analytical Results - Petroleum Hydrocarbons**

Parameter	Units	RBTC	Site Data															
			Sample ID	Z16,17-6.4	Z27-1.0	Z27-3.5	Z27-6.5	AA12-1.0	AA12-3.5	AA12-6.5	AA17-4.0	AA17-6.5	AA25-0.5	AA25-3.0	AA25-6.0	BB2-1.5	BB2-1.5 <sup>(5)</sup>	BB2-4.0
Location	–	–	Z16,17	Z27	Z27	Z27	AA12	AA12	AA12	AA17	AA17	AA25	AA25	AA25	BB2	BB2	BB2	BB2
Depth	feet bgs	–	6.4	1.0	3.5	6.5	1.0	3.5	6.5	4.0	6.5	0.5	3.0	6.0	1.5	1.5	4.0	7.0
Date	mm/dd/yy	–	07/14/11	07/15/11	07/15/11	07/15/11	07/11/11	07/11/11	07/11/11	07/11/11	07/11/11	07/15/11	07/15/11	07/15/11	07/11/11	07/11/11	07/11/11	07/11/11
GRO	mg/kg	–	<0.047	<0.048	<0.047	<0.047	<0.049	<0.049	<0.049	<0.050	<0.049	<0.049	<0.050	<0.050	<0.048	<0.050	<b>0.0616 J</b>	<0.048
DRO	mg/kg	–	<5.0	<b>195 J</b>	<b>5.07 J</b>	<5.0	<b>30.8</b>	<4.9	<4.9	<5.0	<b>6.11 J</b>	<b>170</b>	<5.0	<5.0	<b>133</b>	<b>56.6</b>	<b>6.30 J</b>	<5.0
MORO	mg/kg	–	<10	<b>1,020</b>	<9.8	<9.9	<b>101</b>	<9.8	<9.8	<9.9	<10	<b>1,040</b>	<10	<9.9	<b>491</b>	<b>192</b>	<9.7	<9.9

Notes:

- (1) Petroleum Hydrocarbons analyzed using USEPA Method 8015B and 8015B M.  
 GRO Gasoline Range Organics  
 DRO Diesel Range Organics  
 MORO Motor Oil Range Organics
- (2) Laboratory data qualifiers are as follows.  
 J Indicates an estimated value.
- (3) Bold font indicates a concentration detected at or above the method detection limit (MDL).
- (4) Sampling depths reported in feet below ground surface (feet bgs).
- (5) Sample is a field duplicate.
- Not applicable / not analyzed.

**Table 3. Soil Analytical Results - Petroleum Hydrocarbons**

Parameter	Units	RBTC	Site Data															
			BB5-1.0	BB5-3.5	BB5-6.5	BB8-2.7	BB8-5.0	BB8-7.5	BB11-1.5	BB11-4.0	BB11-7.0	BB19-3.3	BB19-5.8	BB19-5.8 <sup>(5)</sup>	BB23-0.7	BB23-3.2	BB23-6.2	BB26-1.0
Sample ID	–	–	BB5	BB5	BB5	BB8	BB8	BB8	BB11	BB11	BB11	BB19	BB19	BB19	BB23	BB23	BB23	BB26
Location	–	–	BB5	BB5	BB5	BB8	BB8	BB8	BB11	BB11	BB11	BB19	BB19	BB19	BB23	BB23	BB23	BB26
Depth	feet bgs	–	1.0	3.5	6.5	2.7	5.0	7.5	1.5	4.0	7.0	3.3	5.8	5.8	0.7	3.2	6.2	1.0
Date	mm/dd/yy	–	07/11/11	07/11/11	07/11/11	07/11/11	07/11/11	07/11/11	07/11/11	07/11/11	07/11/11	07/18/11	07/18/11	07/18/11	07/15/11	07/15/11	07/15/11	07/18/11
GRO	mg/kg	–	<0.049	<0.048	<0.047	<0.048	<0.050	<0.049	<0.047	<0.049	<0.048	<b>0.423</b>	<0.047	<0.049	<0.050	<0.047	<0.049	<0.048
DRO	mg/kg	–	<b>188</b>	<b>5.53 J</b>	<b>5.64 J</b>	<b>78.4</b>	<5.0	<5.0	<b>38.6</b>	<5.0	<4.9	<b>122</b>	<5.0	<5.0	<b>7.05 J</b>	<4.9	<b>5.85 J</b>	<b>140 J</b>
MORO	mg/kg	–	<b>433</b>	<9.8	<9.8	<b>207</b>	<9.9	<10	<b>130</b>	<9.9	<9.8	<b>188</b>	<9.9	<10	<b>27.7</b>	<9.8	<9.8	<b>863</b>

Notes:

- (1) Petroleum Hydrocarbons analyzed using USEPA Method 8015B and 8015B M.
  - GRO Gasoline Range Organics
  - DRO Diesel Range Organics
  - MORO Motor Oil Range Organics
- (2) Laboratory data qualifiers are as follows.
  - J Indicates an estimated value.
- (3) Bold font indicates a concentration detected at or above the method detection limit (MDL).
- (4) Sampling depths reported in feet below ground surface (feet bgs).
- (5) Sample is a field duplicate.
- Not applicable / not analyzed.

**Table 3. Soil Analytical Results - Petroleum Hydrocarbons**

Parameter	Units	RBTC	Site Data															
			BB26-3.5	BB26-6.5	EE23-1.3	EE23-3.3	EE23-6.8	EE26-3.8	GG26-0.0	GG26-0.0 <sup>(5)</sup>	GG26-2.5	GG26-5.5	HH23-0.0	HH23-2.5	KK23-0.2	KK23-0.2 <sup>(5)</sup>	KK23-2.7	KK26-0.1
Sample ID	–	–	BB26	BB26	EE23	EE23	EE23	EE26	GG26	GG26	GG26	GG26	HH23	HH23	KK23	KK23	KK23	KK26
Location	–	–	BB26	BB26	EE23	EE23	EE23	EE26	GG26	GG26	GG26	GG26	HH23	HH23	KK23	KK23	KK23	KK26
Depth	feet bgs	–	3.5	6.5	1.3	3.3	6.8	3.8	0.0	0.0	2.5	5.5	0.0	2.5	0.2	0.2	2.7	0.1
Date	mm/dd/yy	–	07/18/11	07/18/11	07/18/11	07/18/11	07/18/11	07/25/11	07/18/11	07/18/11	07/18/11	07/18/11	07/18/11	07/18/11	07/25/11	07/25/11	07/25/11	07/25/11
GRO	mg/kg	–	<0.048	<0.050	<0.048	<0.049	<0.047	<0.049	<0.049	<0.049	<0.049	<0.048	<0.048	<0.047	<0.047	<0.048	<0.049	<0.048
DRO	mg/kg	–	<b>13.6</b>	<b>5.34 J</b>	<b>85.8</b>	<5.0	<5.0	<5.0	<b>88.9</b>	<b>105</b>	<b>5.35 J</b>	<5.0	<b>55.9</b>	<4.9	<b>97.4</b>	<b>172</b>	<5.0	<b>233</b>
MORO	mg/kg	–	<b>34.3</b>	<9.8	<b>160</b>	<10	<9.9	<9.9	<b>468</b>	<b>317</b>	<b>19.7 J</b>	<9.9	<b>387</b>	<9.8	<b>367</b>	<b>684</b>	<10	<b>480</b>

Notes:

- (1) Petroleum Hydrocarbons analyzed using USEPA Method 8015B and 8015B M.  
 GRO Gasoline Range Organics  
 DRO Diesel Range Organics  
 MORO Motor Oil Range Organics
- (2) Laboratory data qualifiers are as follows.  
 J Indicates an estimated value.
- (3) Bold font indicates a concentration detected at or above the method detection limit (MDL).
- (4) Sampling depths reported in feet below ground surface (feet bgs).
- (5) Sample is a field duplicate.
- Not applicable / not analyzed.

**Table 3. Soil Analytical Results - Petroleum Hydrocarbons**

Parameter	Units	RBTC	Site Data							
			KK26-2.6 <sup>(5)</sup>	KK26-5.6	NN23-0.0	NN23-2.5	NN23-5.5	NN23-5.5 <sup>(5)</sup>	NN26-0.0	NN26-2.5
Sample ID	–	–	KK26	KK26	NN23	NN23	NN23	NN23	NN26	NN26
Location	–	–	KK26	KK26	NN23	NN23	NN23	NN23	NN26	NN26
Depth	feet bgs	–	2.6	5.6	0.0	2.5	5.5	5.5	0.0	2.5
Date	mm/dd/yy	–	07/25/11	07/25/11	07/18/11	07/18/11	07/18/11	07/18/11	07/25/11	07/25/11
GRO	mg/kg	–	<0.049	<0.050	<0.048	<0.050	<0.048	<0.049	<0.048	<0.050
DRO	mg/kg	–	<5.0	<5.0	<b>89.0 J</b>	<5.0	<5.0	<5.0	<5.0	<b>36.0</b>
MORO	mg/kg	–	<10	<9.9	<b>706</b>	<10	<10	<9.9	<10	<b>156</b>

Notes:

- (1) Petroleum Hydrocarbons analyzed using USEPA Method 8015B and 8015B M.
  - GRO Gasoline Range Organics
  - DRO Diesel Range Organics
  - MORO Motor Oil Range Organics
- (2) Laboratory data qualifiers are as follows.
  - J Indicates an estimated value.
- (3) Bold font indicates a concentration detected at or above the method detection limit (MDL).
- (4) Sampling depths reported in feet below ground surface (feet bgs).
- (5) Sample is a field duplicate.
- Not applicable / not analyzed.

**Table 4. Soil Analytical Results - Metals**

Parameter	Units	RBTC	Site Data															
			Sample ID	B20-0.5	B20-3.0	B20-3.0 DUP <sup>(6)</sup>	B20-6.0	B23-1.0	B23-4.5	C22-0.6	C22-3.0	C22-6.0	D19-0.6	D19-5.0	D22-1.0	E20-0.6	E20-5.5	E20-5.5 DUP <sup>(6)</sup>
Location	–	–	B20	B20	B20	B20	B23	B23	C22	C22	C22	D19	D19	D22	E20	E20	E20	E20
Depth	feet bgs	–	0.5	3.0	3.0	6.0	1.0	4.5	0.6	3.0	6.0	0.6	5.0	1.0	0.6	5.5	5.5	10.0
Date	mm/dd/yy	–	08/31/11	08/31/11	08/31/11	08/31/11	08/31/11	08/31/11	08/31/11	08/31/11	08/31/11	08/31/11	08/31/11	07/26/11	08/31/11	08/31/11	08/31/11	08/31/11
Antimony	mg/kg	4.50E+02	–	–	–	–	–	–	–	–	–	–	–	<1.8	–	–	–	–
Arsenic	mg/kg	1.66E+01 <sup>(7)</sup>	<b>7.7</b>	<b>8.5</b>	<b>7.5</b>	<b>7.5</b>	<b>4.7</b>	<b>3.1</b>	<b>3.0</b>	<b>2.5</b>	<b>5.8</b>	<b>2.9</b>	<b>2.4</b>	<b>4.8</b>	<1.8	<b>2.9</b>	<b>1.9</b>	<9.3
Barium	mg/kg	2.10E+05	–	–	–	–	–	–	–	–	–	–	–	<b>154</b>	–	–	–	–
Beryllium	mg/kg	2.20E+03	–	–	–	–	–	–	–	–	–	–	–	<0.91	–	–	–	–
Cadmium	mg/kg	8.90E+02	–	–	–	–	–	–	–	–	–	–	–	<0.91	–	–	–	–
Chromium, total	mg/kg	–	–	–	–	–	–	–	–	–	–	–	–	<b>34.0</b>	–	–	–	–
Cobalt	mg/kg	3.40E+02	–	–	–	–	–	–	–	–	–	–	–	<b>8.5</b>	–	–	–	–
Copper	mg/kg	4.50E+04	–	–	–	–	–	–	–	–	–	–	–	<b>16.0</b>	–	–	–	–
Lead	mg/kg	3.20E+02	<b>132</b>	<b>32.9</b>	<b>33.6</b>	<b>67.1</b>	<b>404</b>	<b>12.5</b>	<b>68.3</b>	<b>8.3</b>	<b>304</b>	<b>6.9</b>	<b>5.8</b>	<b>11.8</b>	<b>2.4</b>	<b>158</b>	<b>153</b>	<b>338</b>
Mercury	mg/kg	4.30E-03	<b>5.1</b>	<b>0.16</b>	<b>0.12</b>	<b>0.16</b>	<b>1.3</b>	<b>0.15</b>	<b>0.10</b>	<0.042	<b>0.40</b>	<0.038	<0.037	<b>0.064</b>	<0.036	<b>1.0</b>	<b>1.5</b>	<b>0.51</b>
Molybdenum	mg/kg	5.70E+03	–	–	–	–	–	–	–	–	–	–	–	<1.8	–	–	–	–
Nickel	mg/kg	2.20E+04	–	–	–	–	–	–	–	–	–	–	–	<b>34.8</b>	–	–	–	–
Selenium	mg/kg	5.70E+03	–	–	–	–	–	–	–	–	–	–	–	<1.8	–	–	–	–
Silver	mg/kg	5.70E+03	–	–	–	–	–	–	–	–	–	–	–	<4.5	–	–	–	–
Thallium	mg/kg	–	–	–	–	–	–	–	–	–	–	–	–	<9.1	–	–	–	–
Vanadium	mg/kg	5.70E+03	–	–	–	–	–	–	–	–	–	–	–	<b>37.0</b>	–	–	–	–
Zinc	mg/kg	3.40E+05	–	–	–	–	–	–	–	–	–	–	–	<b>52.5</b>	–	–	–	–

Notes:

- (1) Metals analyzed using USEPA Method 6010B and 7471A.
  - (2) Laboratory data qualifiers are as follows.  
 J Indicates an estimated value.
  - (3)   Indicates an exceedance of the RBTC.
  - (4) Bold font indicates a concentration detected at or above the laboratory reporting limit.
  - (5) Sampling depths reported in feet below ground surface (feet bgs).
  - (6) Sample is a field duplicate.
  - (7) Calculated background concentration.
- Not applicable / not analyzed.

**Table 4. Soil Analytical Results - Metals**

Parameter	Units	RBTC	Site Data															
			Sample ID	E24-0.5	E24-5.0	E24-8.0	F18-0.5	F18-5.0	F18-8.0	F20-0.5	F20-5.0	F20-8.5	F22-0.5	F22-5.0	F22-8.5	F24-0.5	F24-5.0	F24-10.0
Location	–	–	E24	E24	E24	F18	F18	F18	F20	F20	F20	F22	F22	F22	F24	F24	F24	F24
Depth	feet bgs	–	0.5	5.0	8.0	0.5	5.0	8.0	0.5	5.0	8.5	0.5	5.0	8.5	0.5	5.0	10.0	10.0
Date	mm/dd/yy	–	08/31/11	08/31/11	08/31/11	08/30/11	08/30/11	08/30/11	08/30/11	08/30/11	08/30/11	08/30/11	08/30/11	08/30/11	08/30/11	08/30/11	08/30/11	08/30/11
Antimony	mg/kg	4.50E+02	–	–	–	–	–	–	2.5	<1.8	5.8	–	–	–	<1.9	58.8	<1.9 J	1.8
Arsenic	mg/kg	1.66E+01 <sup>(7)</sup>	<1.8	4.8	14.8	4.4	6.1	4.8	3.0	3.9	35.7	8.8	5.3	5.4	5.3	22.2	4.2	4.1
Barium	mg/kg	2.10E+05	–	–	–	–	–	–	132	192	301	–	–	–	178	396	40.1	75.3
Beryllium	mg/kg	2.20E+03	–	–	–	–	–	–	<0.93	<0.89	<0.88	–	–	–	<0.93	<4.7	<0.95	<0.92
Cadmium	mg/kg	8.90E+02	–	–	–	–	–	–	<0.93	<0.89	25.9	–	–	–	<0.93	66.4	13.5	11.1
Chromium, total	mg/kg	–	–	–	–	–	–	–	53.5	38.1	63.5	–	–	–	36.8	590	149	240
Cobalt	mg/kg	3.40E+02	–	–	–	–	–	–	16.4	8.0	26.8	–	–	–	18.5	42.2	10.8	11.7
Copper	mg/kg	4.50E+04	–	–	–	–	–	–	35.7	20.9	63.8	–	–	–	98.7	153	37.2	51.3
Lead	mg/kg	3.20E+02	<1.8	166	2,020	9.9	18.7	14.9	26.7	18.4	363	48.7	4,990	13.1	22.6	3,160	66.4	552
Mercury	mg/kg	4.30E-03	<0.040	0.36	0.91	0.080	<0.038	0.41	0.041	0.072	1.2	0.093	1.9	2.9	0.048	1.9	0.55	0.79
Molybdenum	mg/kg	5.70E+03	–	–	–	–	–	–	<1.9	<1.8	5.4	–	–	–	<1.9	55.5	<1.9	5.4
Nickel	mg/kg	2.20E+04	–	–	–	–	–	–	45.5	39.5	47.0	–	–	–	37.6	44.2	56.3	49.2
Selenium	mg/kg	5.70E+03	–	–	–	–	–	–	<3.8	<1.8	<1.8	–	–	–	<1.9	<9.3	<1.9	<1.8
Silver	mg/kg	5.70E+03	–	–	–	–	–	–	<0.93	<0.89	<0.88	–	–	–	<0.93	<14	<0.95	<0.92
Thallium	mg/kg	–	–	–	–	–	–	–	<1.9	<1.8	<1.8	–	–	–	<1.9	<19	<1.9	<1.8
Vanadium	mg/kg	5.70E+03	–	–	–	–	–	–	66.3	45.0	44.7	–	–	–	41.5	25.1	41.6	41.0
Zinc	mg/kg	3.40E+05	–	–	–	–	–	–	72.2	61.2	914	–	–	–	59.6	284	141	294

Notes:

- (1) Metals analyzed using USEPA Method 6010B and 7471A.
- (2) Laboratory data qualifiers are as follows.
  - J Indicates an estimated value.
- (3)  Indicates an exceedance of the RBTC.
- (4) Bold font indicates a concentration detected at or above the laboratory reporting limit.
- (5) Sampling depths reported in feet below ground surface (feet bgs).
- (6) Sample is a field duplicate.
- (7) Calculated background concentration.
- Not applicable / not analyzed.



**Table 4. Soil Analytical Results - Metals**

Parameter	Units	RBTC	Site Data																		
			Sample ID	Location	Depth	Date	G19-1.0	G19-5.0	G19-10.0	G21-0.5	G21-5.0	G21-8.0	G23-0.6	G23-5.0	G23-10.0	H17-0.5	H20-0.5	H20-5.0	H20-7.0	H22-0.6	H22-3.0
Antimony	mg/kg	4.50E+02	-	-	-	-	-	-	-	-	-	-	-	-	<1.8	<1.8	<1.9	<b>186</b>	<b>3.2</b>	<b>8.5</b>	<1.8
Arsenic	mg/kg	1.66E+01 <sup>(7)</sup>	<b>16.0</b>	<b>5.6</b>	<b>3.0</b>	<b>8.4</b>	<b>21.7</b>	<b>13.6</b>	<1.8	<b>11.1</b>	<b>2.8</b>	<b>5.4</b>	<b>10.7</b>	<b>8.9</b>	<8.4	<b>2.0</b>	<1.9	<1.8			
Barium	mg/kg	2.10E+05	-	-	-	-	-	-	-	-	-	-	-	<b>171</b>	<b>176</b>	<b>144</b>	<b>1,260</b>	<b>58.7</b>	<b>62.7</b>	<18.0	
Beryllium	mg/kg	2.20E+03	-	-	-	-	-	-	-	-	-	-	-	<0.91	<0.92	<0.93	<4.2	<b>2.8</b>	<0.95	<0.89	
Cadmium	mg/kg	8.90E+02	-	-	-	-	-	-	-	-	-	-	-	<b>1.0</b>	<0.92	<b>3.8</b>	<b>18.8</b>	<0.92	<b>126</b>	<b>59.8</b>	
Chromium, total	mg/kg	-	-	-	-	-	-	-	-	-	-	-	-	<b>43.5</b>	<b>39.6</b>	<b>32.0</b>	<b>1,840</b>	<b>43.8</b>	<b>114</b>	<b>34.3</b>	
Cobalt	mg/kg	3.40E+02	-	-	-	-	-	-	-	-	-	-	-	<b>22.2</b>	<b>10.2</b>	<b>9.4</b>	<b>16.0</b>	<b>27.7</b>	<b>70.2</b>	<b>25.3</b>	
Copper	mg/kg	4.50E+04	-	-	-	-	-	-	-	-	-	-	-	<b>25.0</b>	<b>23.0</b>	<b>20.8</b>	<b>395</b>	<b>53.1</b>	<b>107</b>	<b>84.6</b>	
Lead	mg/kg	3.20E+02	<b>1,900</b>	<b>10.2</b>	<b>5.3</b>	<b>75.8</b>	<b>3,380</b>	<b>1,580</b>	<1.8	<b>1,560</b>	<b>5.5</b>	<b>35.5</b>	<b>71.2</b>	<b>112</b>	<b>8,550</b>	<b>14.0</b>	<b>398</b>	<b>69.3</b>			
Mercury	mg/kg	4.30E-03	<b>6.4</b>	<b>0.049</b>	<0.040	<b>0.076</b>	<b>5.0</b>	<b>3.0</b>	<0.041	<b>0.22</b>	<b>0.095</b>	<b>0.048</b>	<b>0.45</b>	<b>0.074</b>	<b>2.5</b>	<0.040	<b>1.8</b>	<b>3.1</b>			
Molybdenum	mg/kg	5.70E+03	-	-	-	-	-	-	-	-	-	-	-	<1.8	<1.8	<1.9	<b>113</b>	<3.6	<b>8.9</b>	<b>6.1</b>	
Nickel	mg/kg	2.20E+04	-	-	-	-	-	-	-	-	-	-	-	<b>44.0</b>	<b>40.6</b>	<b>29.1</b>	<b>56.8</b>	<b>41.4</b>	<b>10.9</b>	<b>3.1</b>	
Selenium	mg/kg	5.70E+03	-	-	-	-	-	-	-	-	-	-	-	<1.8	<1.8	<1.9	<8.4	<3.6	<1.9	<1.8	
Silver	mg/kg	5.70E+03	-	-	-	-	-	-	-	-	-	-	-	<4.5	<0.92	<0.93	<4.2	<b>3.7</b>	<b>51.5</b>	<b>32.2</b>	
Thallium	mg/kg	-	-	-	-	-	-	-	-	-	-	-	-	<9.1	<1.8	<1.9	<8.4	<1.8	<1.9	<1.8	
Vanadium	mg/kg	5.70E+03	-	-	-	-	-	-	-	-	-	-	-	<b>45.9</b>	<b>40.7</b>	<b>38.2</b>	<b>5.6</b>	<b>87.6</b>	<b>41.9</b>	<b>6.5</b>	
Zinc	mg/kg	3.40E+05	-	-	-	-	-	-	-	-	-	-	-	<b>89.3</b>	<b>91.5</b>	<b>324</b>	<b>1,830</b>	<b>89.8</b>	<b>3,410</b>	<b>3,270</b>	

Notes:

- (1) Metals analyzed using USEPA Method 6010B and 7471A.
- (2) Laboratory data qualifiers are as follows.  
 J Indicates an estimated value.
- (3)   Indicates an exceedance of the RBTC.
- (4) Bold font indicates a concentration detected at or above the laboratory reporting limit.
- (5) Sampling depths reported in feet below ground surface (feet bgs).
- (6) Sample is a field duplicate.
- (7) Calculated background concentration.
- Not applicable / not analyzed.

**Table 4. Soil Analytical Results - Metals**

Parameter	Units	RBTC	Site Data															
			Sample ID	H22-6.0	H24-0.7	H24-5.0	H24-8.0	I17-1.0	I17-5.5	I17-8.0	I17-8.0 DUP <sup>(6)</sup>	I19-0.5	I19-3.5	I19-7.0	I21-0.5	I21-4.5	I21-8.5	I23-5.0
Location	–	–	H22	H24	H24	H24	I17	I17	I17	I17	I19	I19	I19	I21	I21	I21	I23	I23
Depth	feet bgs	–	6.0	0.7	5.0	8.0	1.0	5.5	8.0	8.0	0.5	3.5	7.0	0.5	4.5	8.5	5.0	9.0
Date	mm/dd/yy	–	08/30/11	08/30/11	08/30/11	08/30/11	08/29/11	08/29/11	08/31/11	08/31/11	08/29/11	08/29/11	08/29/11	08/29/11	08/29/11	08/29/11	08/29/11	08/29/11
Antimony	mg/kg	4.50E+02	<b>171</b>	–	–	–	–	–	–	–	–	–	–	–	–	–	–	–
Arsenic	mg/kg	1.66E+01 <sup>(7)</sup>	<b>4.4</b>	<b>4.0</b>	<b>8.7</b>	<b>10.7</b>	<b>4.6</b>	<b>5.2</b>	<b>10.1</b>	<b>5.6</b>	<1.8	<b>3.8</b>	<b>18.0</b>	<b>2.0</b>	<b>7.1</b>	<b>2.4</b>	<b>8.4</b>	<b>20.4</b>
Barium	mg/kg	2.10E+05	<b>1,330</b>	–	–	–	–	–	–	–	–	–	–	–	–	–	–	–
Beryllium	mg/kg	2.20E+03	<1.7	–	–	–	–	–	–	–	–	–	–	–	–	–	–	–
Cadmium	mg/kg	8.90E+02	<b>48.7</b>	–	–	–	–	–	–	–	–	–	–	–	–	–	–	–
Chromium, total	mg/kg	–	<b>1,910</b>	–	–	–	–	–	–	–	–	–	–	–	–	–	–	–
Cobalt	mg/kg	3.40E+02	<b>34.3</b>	–	–	–	–	–	–	–	–	–	–	–	–	–	–	–
Copper	mg/kg	4.50E+04	<b>426</b>	–	–	–	–	–	–	–	–	–	–	–	–	–	–	–
Lead	mg/kg	3.20E+02	<b>8,000</b>	<b>38.4</b>	<b>1,180</b>	<b>1,950</b>	<b>37.0</b>	<b>19.9</b>	<b>640</b>	<b>306</b>	<b>4.1</b>	<b>16.5</b>	<b>16,600</b>	<b>15.3</b>	<b>1,660</b>	<b>141</b>	<b>1,360</b>	<b>1,980</b>
Mercury	mg/kg	4.30E-03	<b>8.5</b>	<b>0.34</b>	<b>3.9</b>	<b>6.9</b>	<b>0.081</b>	<0.037	<b>10.7</b>	<b>1.8</b>	<0.036	<0.036	<b>6.5</b>	<b>0.077</b>	<b>3.7</b>	<b>1.4</b>	<b>5.0</b>	<b>2.6</b>
Molybdenum	mg/kg	5.70E+03	<b>135</b>	–	–	–	–	–	–	–	–	–	–	–	–	–	–	–
Nickel	mg/kg	2.20E+04	<b>65.6</b>	–	–	–	–	–	–	–	–	–	–	–	–	–	–	–
Selenium	mg/kg	5.70E+03	<5.1	–	–	–	–	–	–	–	–	–	–	–	–	–	–	–
Silver	mg/kg	5.70E+03	<1.7	–	–	–	–	–	–	–	–	–	–	–	–	–	–	–
Thallium	mg/kg	–	<5.1	–	–	–	–	–	–	–	–	–	–	–	–	–	–	–
Vanadium	mg/kg	5.70E+03	<b>16.5</b>	–	–	–	–	–	–	–	–	–	–	–	–	–	–	–
Zinc	mg/kg	3.40E+05	<b>1,780</b>	–	–	–	–	–	–	–	–	–	–	–	–	–	–	–

Notes:

- (1) Metals analyzed using USEPA Method 6010B and 7471A.
- (2) Laboratory data qualifiers are as follows.  
 J Indicates an estimated value.
- (3)   Indicates an exceedance of the RBTC.
- (4) Bold font indicates a concentration detected at or above the laboratory reporting limit.
- (5) Sampling depths reported in feet below ground surface (feet bgs).
- (6) Sample is a field duplicate.
- (7) Calculated background concentration.
- Not applicable / not analyzed.

**Table 4. Soil Analytical Results - Metals**

Parameter	Units	RBTC	Site Data																
			I23-1.0	J16-1.0	J16-5.0	J16-9.0	J16-9.0 DUP <sup>(6)</sup>	J18-1.5	J18-6.0	J18-9.5	J20-0.5	J20-4.5	J20-8.5	J22-0.6	J22-5.0	J22-8.6	J23-2.3	J23-5.0	
Sample ID	–	–	I23	J16	J16	J16	J16	J18	J18	J18	J20	J20	J20	J22	J22	J22	J23	J23	
Location	–	–	I23	J16	J16	J16	J16	J18	J18	J18	J20	J20	J20	J22	J22	J22	J23	J23	
Depth	feet bgs	–	10.0	1.0	5.0	9.0	9.0	1.5	6.0	9.5	0.5	4.5	8.5	0.6	5.0	8.6	2.3	5.0	
Date	mm/dd/yy	–	08/29/11	08/29/11	08/29/11	08/29/11	08/29/11	08/29/11	08/29/11	08/29/11	08/29/11	08/29/11	08/29/11	08/29/11	08/29/11	08/29/11	08/29/11	08/29/11	08/29/11
Antimony	mg/kg	4.50E+02	–	–	–	–	–	–	–	–	<b>10.0</b>	<b>2.3</b>	<1.8	<b>2.2</b>	<1.8	<1.9	–	–	
Arsenic	mg/kg	1.66E+01 <sup>(7)</sup>	<b>2.6</b>	<1.8	<b>3.0</b>	<b>3.2</b>	<b>3.0</b>	<b>5.1</b>	<b>6.7</b>	<b>2.6</b>	<1.7	<b>3.1</b>	<b>2.8</b>	<b>3.8</b>	<b>3.9</b>	<b>3.3</b>	<b>2.2</b>	<b>2.0</b>	
Barium	mg/kg	2.10E+05	–	–	–	–	–	–	–	–	<b>41.6</b>	<b>135</b>	<b>80.6</b>	<b>122</b>	<b>117</b>	<b>96.3</b>	–	–	
Beryllium	mg/kg	2.20E+03	–	–	–	–	–	–	–	–	<0.87	<0.92	<0.91	<0.89	<0.88	<0.93	–	–	
Cadmium	mg/kg	8.90E+02	–	–	–	–	–	–	–	–	<0.87	<0.92	<0.91	<0.89	<0.88	<0.93	–	–	
Chromium, total	mg/kg	–	–	–	–	–	–	–	–	–	<b>64.9</b>	<b>69.8</b>	<b>28.0</b>	<b>46.4</b>	<b>41.8</b>	<b>32.2</b>	–	–	
Cobalt	mg/kg	3.40E+02	–	–	–	–	–	–	–	–	<b>26.9</b>	<b>13.4</b>	<b>5.7</b>	<b>11.5</b>	<b>9.0</b>	<b>6.2</b>	–	–	
Copper	mg/kg	4.50E+04	–	–	–	–	–	–	–	–	<b>71.5</b>	<b>34.0</b>	<b>19.5</b>	<b>29.5</b>	<b>30.5</b>	<b>17.4</b>	–	–	
Lead	mg/kg	3.20E+02	<b>15.9</b>	<b>3.7</b>	<b>1,800</b>	<b>4.9</b>	<b>5.0</b>	<b>93.9</b>	<b>14.4</b>	<b>5.2</b>	<b>38.8</b>	<b>8.9</b>	<b>8.1</b>	<b>13.3</b>	<b>9.5</b>	<b>4.7</b>	<b>5.5</b>	<b>10.1</b>	
Mercury	mg/kg	4.30E-03	<b>0.25</b>	<0.037	<b>2.5</b>	<0.040	<0.038	<b>0.093</b>	<0.040	<0.042	<b>0.076</b>	<0.040	<0.042	<b>0.066</b>	<0.040	<0.037	<0.038	<b>0.053</b>	
Molybdenum	mg/kg	5.70E+03	–	–	–	–	–	–	–	–	<3.4	<1.8	<1.8	<1.8	<1.8	<b>3.8</b>	–	–	
Nickel	mg/kg	2.20E+04	–	–	–	–	–	–	–	–	<b>50.7</b>	<b>62.9</b>	<b>29.0</b>	<b>40.6</b>	<b>37.1</b>	<b>35.2</b>	–	–	
Selenium	mg/kg	5.70E+03	–	–	–	–	–	–	–	–	<1.7	<1.8	<1.8	<1.8	<1.8	<1.9	–	–	
Silver	mg/kg	5.70E+03	–	–	–	–	–	–	–	–	<1.7	<0.92	<0.91	<0.89	<0.88	<0.93	–	–	
Thallium	mg/kg	–	–	–	–	–	–	–	–	–	<1.7	<1.8	<1.8	<1.8	<1.8	<1.9	–	–	
Vanadium	mg/kg	5.70E+03	–	–	–	–	–	–	–	–	<b>120</b>	<b>65.0</b>	<b>25.3</b>	<b>53.3</b>	<b>47.1</b>	<b>31.4</b>	–	–	
Zinc	mg/kg	3.40E+05	–	–	–	–	–	–	–	–	<b>103</b>	<b>62.8</b>	<b>60.0</b>	<b>56.4</b>	<b>52.2</b>	<b>39.7</b>	–	–	

Notes:

- (1) Metals analyzed using USEPA Method 6010B and 7471A.
- (2) Laboratory data qualifiers are as follows.  
 J Indicates an estimated value.
- (3)   Indicates an exceedance of the RBTC.
- (4) Bold font indicates a concentration detected at or above the laboratory reporting limit.
- (5) Sampling depths reported in feet below ground surface (feet bgs).
- (6) Sample is a field duplicate.
- (7) Calculated background concentration.
- Not applicable / not analyzed.

**Table 4. Soil Analytical Results - Metals**

Parameter	Units	RBTC	Site Data															
			Sample ID	J23-9.0	J23-9.0 DUP <sup>(6)</sup>	K19-1.0	K21-0.5	K21-0.5 <sup>(6)</sup>	K23-1.4	K25-0.5	K25-4.5	K25-8.5	K25-8.5 DUP <sup>(6)</sup>	K27-0.5	L6-0.9	L20-0.7	L23-0.5	M2-0.9
Location	–	–	J23	J23	K19	K21	K21	K23	K25	K25	K25	K25	K27	L6	L20	L23	M2	M2
Depth	feet bgs	–	9.0	9.0	1.0	0.5	0.5	1.4	0.5	4.5	8.5	8.5	0.5	0.9	0.7	0.5	0.9	3.4
Date	mm/dd/yy	–	08/29/11	08/29/11	07/18/11	07/18/11	07/18/11	07/20/11	08/29/11	08/29/11	08/29/11	08/29/11	07/26/11	07/13/11	07/20/11	07/20/11	07/13/11	07/13/11
Antimony	mg/kg	4.50E+02	–	–	<b>6.4</b>	<3.8	<9.3	<1.9	–	–	–	–	<9.1	<1.8	<b>13.2</b>	<5.4 J	<1.8	–
Arsenic	mg/kg	1.66E+01 <sup>(7)</sup>	<b>3.4</b>	<b>3.6</b>	<b>8.2</b>	<1.9	<9.3	<b>2.6</b>	<b>5.2</b>	<b>5.2</b>	<b>6.9</b>	<b>5.5</b>	<9.1	<b>3.7</b>	<3.8	<5.4	<b>4.4</b>	–
Barium	mg/kg	2.10E+05	–	–	<b>491</b>	<b>20.3</b>	<b>19.7</b>	<b>185</b>	–	–	–	–	<b>30.3</b>	<b>140</b>	<b>1,570</b>	<b>76.1</b>	<b>147</b>	–
Beryllium	mg/kg	2.20E+03	–	–	<1.8	<1.9	<4.7	<0.94	–	–	–	–	<4.5	<0.89	<1.9	<2.7	<b>1.0</b>	–
Cadmium	mg/kg	8.90E+02	–	–	<b>8.2</b>	<0.95	<0.93	<b>2.1</b>	–	–	–	–	<0.91	<b>14.0</b>	<b>19.5</b>	<0.90	<b>2.0</b>	<0.93
Chromium, total	mg/kg	–	–	–	<b>442</b>	<b>63.2</b>	<b>61.6</b>	<b>35.3</b>	–	–	–	–	<b>54.4</b>	<b>80.3</b>	<b>1,280</b>	<b>84.5 J</b>	<b>103</b>	<b>62.6</b>
Cobalt	mg/kg	3.40E+02	–	–	<b>26.0</b>	<b>23.6</b>	<b>24.5</b>	<b>7.2</b>	–	–	–	–	<b>26.4</b>	<b>16.3</b>	<b>98.3</b>	<b>21.8</b>	<b>27.5</b>	–
Copper	mg/kg	4.50E+04	–	–	<b>158</b>	<b>63.2</b>	<b>73.5</b>	<b>23.1</b>	–	–	–	–	<b>49.5</b>	<b>66.5</b>	<b>532</b>	<b>66.2</b>	<b>84.4</b>	–
Lead	mg/kg	3.20E+02	<b>4.8</b>	<b>5.0</b>	<b>1,700</b>	<3.8	<b>3.3</b>	<b>6.5</b>	<b>539</b>	<b>7.4</b>	<b>1,260</b>	<b>210</b>	<b>3.1</b>	<b>52.5</b>	<b>7,120</b>	<b>36.8</b>	<b>196</b>	<b>3.7</b>
Mercury	mg/kg	4.30E-03	<0.038	<0.039	<b>35.6</b>	<0.041	<b>0.15</b>	<b>0.042</b>	<b>0.085</b>	<0.037	<0.038	<b>0.088</b>	<0.040	<b>0.090</b>	<b>21.5</b>	<b>0.064</b>	<b>0.48</b>	–
Molybdenum	mg/kg	5.70E+03	–	–	<b>31.4</b>	<1.9	<1.9	<1.9	–	–	–	–	<1.8	<1.8	<b>99.2</b>	<1.8	<b>1.9</b>	–
Nickel	mg/kg	2.20E+04	–	–	<b>76.5</b>	<b>45.0</b>	<b>37.7</b>	<b>33.2</b>	–	–	–	–	<b>50.8</b>	<b>52.7</b>	<b>62.2</b>	<b>54.4</b>	<b>59.3</b>	–
Selenium	mg/kg	5.70E+03	–	–	<3.7	<1.9	<b>12.7</b>	<1.9	–	–	–	–	<9.1	<1.8	<b>11.0</b>	<b>8.9</b>	<1.8	–
Silver	mg/kg	5.70E+03	–	–	<1.8	<1.9	<0.93	<0.94	–	–	–	–	<9.0	<2.7	<b>2.4</b>	<0.90	<0.91	–
Thallium	mg/kg	–	–	–	<3.7	<3.8	<9.3	<1.9	–	–	–	–	<23	<5.4	<3.8	<7.2	<18	–
Vanadium	mg/kg	5.70E+03	–	–	<b>72.4</b>	<b>136</b>	<b>147</b>	<b>34.0</b>	–	–	–	–	<b>122</b>	<b>75.8</b>	<b>47.3</b>	<b>132 J</b>	<b>77.4</b>	–
Zinc	mg/kg	3.40E+05	–	–	<b>675</b>	<b>66.3</b>	<b>76.8</b>	<b>50.9</b>	–	–	–	–	<b>66.1</b>	<b>97.9</b>	<b>4,630</b>	<b>98.5</b>	<b>251</b>	–

Notes:

- (1) Metals analyzed using USEPA Method 6010B and 7471A.
- (2) Laboratory data qualifiers are as follows.  
 J Indicates an estimated value.
- (3)   Indicates an exceedance of the RBTC.
- (4) Bold font indicates a concentration detected at or above the laboratory reporting limit.
- (5) Sampling depths reported in feet below ground surface (feet bgs).
- (6) Sample is a field duplicate.
- (7) Calculated background concentration.
- Not applicable / not analyzed.

**Table 4. Soil Analytical Results - Metals**

Parameter	Units	RBTC	Site Data															
			M2-6.4	M5-0.7	M5-3.2	M5-6.2	M19-0.5	M22-0.5	N6-0.8	N6-3.3	N6-3.3 <sup>(6)</sup>	N6-6.3	N7-0.3	N7-0.3 <sup>(6)</sup>	N17-2.0	N21-1.0	N25-0.9	O6-1.2
Sample ID	–	–	M2	M5	M5	M5	M19	M22	N6	N6	N6	N6	N7	N7	N17	N21	N25	O6
Location	–	–	M2	M5	M5	M5	M19	M22	N6	N6	N6	N6	N7	N7	N17	N21	N25	O6
Depth	feet bgs	–	6.4	0.7	3.2	6.2	0.5	0.5	0.8	3.3	3.3	6.3	0.3	0.3	2.0	1.0	0.9	1.2
Date	mm/dd/yy	–	07/13/11	07/13/11	07/13/11	07/13/11	07/20/11	07/20/11	07/13/11	07/13/11	07/13/11	07/13/11	07/19/11	07/19/11	07/18/11	07/20/11	07/22/11	07/13/11
Antimony	mg/kg	4.50E+02	–	–	–	–	<b>30.4</b>	<3.7	<1.8	–	–	–	<1.8	<1.9	<1.9 J	<1.9	<1.8	–
Arsenic	mg/kg	1.66E+01 <sup>(7)</sup>	–	–	–	–	<b>9.3</b>	<3.7	<b>4.0</b>	–	–	–	<b>3.4</b>	<b>4.0</b>	<b>3.6</b>	<5.6	<1.8	–
Barium	mg/kg	2.10E+05	–	–	–	–	<b>1,370</b>	<b>41.5</b>	<b>268</b>	–	–	–	<b>127</b>	<b>95.7</b>	<b>145 J</b>	<b>514</b>	<b>47.3</b>	–
Beryllium	mg/kg	2.20E+03	–	–	–	–	<0.90	<1.8	<0.90	–	–	–	<0.90	<0.93	<b>0.96</b>	<0.93	<0.92	–
Cadmium	mg/kg	8.90E+02	<b>22.8</b>	<b>5.1</b>	<b>29.3</b>	<b>1.3</b>	<b>12.5</b>	<0.92	<b>1.4</b>	<b>6.2</b>	<b>7.2</b>	<0.89	<b>4.7</b>	<b>42.6</b>	<b>2.3</b>	<0.93	<0.92	<0.90
Chromium, total	mg/kg	–	<b>39.0</b>	<b>49.2</b>	<b>68.4</b>	<b>33.6</b>	<b>2,410</b>	<b>64.4</b>	<b>55.6</b>	<b>40.7</b>	<b>43.1</b>	<b>32.3</b>	<b>33.7</b>	<b>45.0</b>	<b>115 J</b>	<b>15.6</b>	<b>94.4</b>	<b>58.0</b>
Cobalt	mg/kg	3.40E+02	–	–	–	–	<b>56.0</b>	<b>17.4</b>	<b>17.0</b>	–	–	–	<b>8.0</b>	<b>6.3</b>	<b>16.2</b>	<b>6.6</b>	<b>24.8</b>	–
Copper	mg/kg	4.50E+04	–	–	–	–	<b>330</b>	<b>56.1</b>	<b>37.6</b>	–	–	–	<b>20.3</b>	<b>31.0</b>	<b>97.5</b>	<b>16.9</b>	<b>49.6</b>	–
Lead	mg/kg	3.20E+02	<b>11.1</b>	<3.6	<b>13.7</b>	<3.8	<b>16,600</b>	<b>9.8</b>	<b>31.4</b>	<b>21.9</b>	<b>23.7</b>	<5.4	<b>6.9</b>	<b>10.6</b>	<b>306</b>	<b>3.9</b>	<b>3.0</b>	<b>2.2</b>
Mercury	mg/kg	4.30E-03	–	–	–	–	<b>26.7</b>	<b>0.098</b>	<b>0.30</b>	–	–	–	<b>0.050</b>	<b>0.076</b>	<b>0.82</b>	<b>0.081</b>	<0.041	–
Molybdenum	mg/kg	5.70E+03	–	–	–	–	<b>118</b>	<1.8	<1.8	–	–	–	<1.8	<1.9	<b>6.7</b>	<1.9	<1.8	–
Nickel	mg/kg	2.20E+04	–	–	–	–	<b>36.0</b>	<b>35.8</b>	<b>50.6</b>	–	–	–	<b>35.3</b>	<b>29.3</b>	<b>48.3</b>	<b>26.9</b>	<b>50.8</b>	–
Selenium	mg/kg	5.70E+03	–	–	–	–	<b>4.9</b>	<b>6.2</b>	<1.8	–	–	–	<1.8	<1.9	<1.9	<1.9	<3.7	–
Silver	mg/kg	5.70E+03	–	–	–	–	<b>1.6</b>	<0.92	<0.90	–	–	–	<0.90	<0.93	<0.93	<0.93	<1.8	–
Thallium	mg/kg	–	–	–	–	–	<9.0	<3.7	<18	–	–	–	<1.8	<1.9	<3.7	<5.6	<9.0	–
Vanadium	mg/kg	5.70E+03	–	–	–	–	<b>31.1</b>	<b>87.0</b>	<b>60.5</b>	–	–	–	<b>33.3</b>	<b>30.0</b>	<b>70.9</b>	<b>27.9</b>	<b>128</b>	–
Zinc	mg/kg	3.40E+05	–	–	–	–	<b>6,090</b>	<b>54.3</b>	<b>70.2</b>	–	–	–	<b>53.1</b>	<b>98.6</b>	<b>172</b>	<b>29.3</b>	<b>55.3</b>	–

Notes:

- (1) Metals analyzed using USEPA Method 6010B and 7471A.
- (2) Laboratory data qualifiers are as follows.
  - J Indicates an estimated value.
- (3)  Indicates an exceedance of the RBTC.
- (4) Bold font indicates a concentration detected at or above the laboratory reporting limit.
- (5) Sampling depths reported in feet below ground surface (feet bgs).
- (6) Sample is a field duplicate.
- (7) Calculated background concentration.
- Not applicable / not analyzed.

**Table 4. Soil Analytical Results - Metals**

Parameter	Units	RBTC	Site Data																			
			Sample ID	Location	Depth	Date	O6-3.7	O6-6.7	OP19-1.3	OP3,4-1.0	OP3,4-1.0 <sup>(6)</sup>	OP3,4-3.5	OP3,4-6.5	OP4,5-1.0	OP4,5-3.5	OP4,5-6.5	OP 7,8-1.3	OP9-0.5	P1-0.8	P1-3.9	P1-3.9 <sup>(6)</sup>	P1-6.3
Antimony	mg/kg	4.50E+02	–	–	<3.6	<1.8	<1.9	–	–	–	–	–	–	–	<5.5	<1.9	<b>2.1 J</b>	–	–	–	–	–
Arsenic	mg/kg	1.66E+01 <sup>(7)</sup>	–	–	<3.6	<b>1.8</b>	<1.9	–	–	–	–	–	–	–	<5.5	<b>4.3</b>	<b>5.6</b>	–	–	–	–	–
Barium	mg/kg	2.10E+05	–	–	<b>45.4</b>	<b>106</b>	<b>50.2</b>	–	–	–	–	–	–	–	<55.0	<b>154</b>	<b>102</b>	–	–	–	–	–
Beryllium	mg/kg	2.20E+03	–	–	<1.8	<0.91	<0.96	–	–	–	–	–	–	–	<2.8	<0.94	<0.93	–	–	–	–	–
Cadmium	mg/kg	8.90E+02	<0.91	<0.90	<b>7.2</b>	<0.91	<0.96	<b>1.9</b>	<0.92	<0.88	<b>0.85</b>	<0.93	<2.8	<0.94	<b>1.8</b>	<b>1.5</b>	<b>1.3</b>	<b>1.5</b>	<b>1.3</b>	<b>1.3</b>	<0.92	<0.92
Chromium, total	mg/kg	–	<b>42.1</b>	<b>33.7</b>	<b>401</b>	<b>100</b>	<b>94.5</b>	<b>37.1</b>	<b>37.9</b>	<b>75.9</b>	<b>44.4</b>	<b>33.2</b>	<b>47.4</b>	<b>41.3</b>	<b>58.9</b>	<b>57.2</b>	<b>51.2</b>	<b>51.2</b>	<b>51.2</b>	<b>51.2</b>	<b>33.7</b>	<b>33.7</b>
Cobalt	mg/kg	3.40E+02	–	–	<b>36.2</b>	<b>26.9</b>	<b>23.5</b>	–	–	–	–	–	<b>26.1</b>	<b>11.1</b>	<b>19.6</b>	–	–	–	–	–	–	–
Copper	mg/kg	4.50E+04	–	–	<b>91.1</b>	<b>71.8</b>	<b>68.9</b>	–	–	–	–	–	<b>90.5</b>	<b>35.0</b>	<b>48.4</b>	–	–	–	–	–	–	–
Lead	mg/kg	3.20E+02	<b>24.1</b>	<5.4	<b>217</b>	<3.6	<1.9	<b>41.4</b>	<5.4	<18	<b>65.7</b>	<5.7	<5.5	<b>29.4</b>	<b>17.5</b>	<b>43.0</b>	<b>28.9</b>	<b>28.9</b>	<b>28.9</b>	<b>28.9</b>	<b>5.6</b>	<b>5.6</b>
Mercury	mg/kg	4.30E-03	–	–	<b>0.23</b>	<0.038	<0.036	–	–	–	–	–	<0.039	<0.040	<b>0.14</b>	–	–	–	–	–	–	–
Molybdenum	mg/kg	5.70E+03	–	–	<b>8.5</b>	<1.8	<1.9	–	–	–	–	–	<5.5	<1.9	<1.9	<1.9	–	–	–	–	–	–
Nickel	mg/kg	2.20E+04	–	–	<b>240</b>	<b>69.7</b>	<b>47.5</b>	–	–	–	–	–	<b>51.9</b>	<b>40.7</b>	<b>61.9</b>	–	–	–	–	–	–	–
Selenium	mg/kg	5.70E+03	–	–	<3.6	<1.8	<1.9	–	–	–	–	–	<5.5	<1.9	<1.9	–	–	–	–	–	–	–
Silver	mg/kg	5.70E+03	–	–	<1.8	<3.6	<0.96	–	–	–	–	–	<9.2	<0.94	<0.93	–	–	–	–	–	–	–
Thallium	mg/kg	–	–	–	<18	<18	<1.9	–	–	–	–	–	<7.2	<1.9	<1.9	–	–	–	–	–	–	–
Vanadium	mg/kg	5.70E+03	–	–	<b>145</b>	<b>95.8</b>	<b>82.7</b>	–	–	–	–	–	<b>164</b>	<b>39.0</b>	<b>56.2</b>	–	–	–	–	–	–	–
Zinc	mg/kg	3.40E+05	–	–	<b>87.8</b>	<b>63.3</b>	<b>57.7</b>	–	–	–	–	–	<b>78.9</b>	<b>75.6</b>	<b>78.9</b>	–	–	–	–	–	–	–

Notes:

- (1) Metals analyzed using USEPA Method 6010B and 7471A.
- (2) Laboratory data qualifiers are as follows.
  - J Indicates an estimated value.
- (3)   Indicates an exceedance of the RBTC.
- (4) Bold font indicates a concentration detected at or above the laboratory reporting limit.
- (5) Sampling depths reported in feet below ground surface (feet bgs).
- (6) Sample is a field duplicate.
- (7) Calculated background concentration.
- Not applicable / not analyzed.

**Table 4. Soil Analytical Results - Metals**

Parameter	Units	RBTC	Site Data																	
			Sample ID	Location	Depth	Date	P6-1.0	P6-2.0	P6-6.5	P17-0.5	P23-3.7	P25-2.7	P27-0.9	P27-0.9 <sup>(6)</sup>	P27-5.0	P27-6.4	PQ3,4-1.2	PQ3,4-1.2 <sup>(6)</sup>	PQ3,4-3.7	PQ3,4-6.7
Antimony	mg/kg	4.50E+02	<1.8 J	–	–	<3.8	<1.8	<1.8	<3.6	<9.8	<1.8	<1.8	–	–	–	–	–	–	<1.9	–
Arsenic	mg/kg	1.66E+01 <sup>(7)</sup>	<b>3.0</b>	–	–	<1.9	<b>3.7</b>	<b>7.3</b>	<3.6	<9.8	<b>2.3</b>	<1.8	–	–	–	–	–	–	<1.9	–
Barium	mg/kg	2.10E+05	<b>131 J</b>	–	–	<b>25.8</b>	<b>131</b>	<b>138</b>	<b>50.0</b>	<b>59.9</b>	<b>105</b>	<b>99.4</b>	–	–	–	–	–	–	<b>34.0</b>	–
Beryllium	mg/kg	2.20E+03	<b>0.95</b>	–	–	<1.9	<0.88	<0.89	<1.8	<0.98	<0.88	<0.88	–	–	–	–	–	–	<0.95	–
Cadmium	mg/kg	8.90E+02	<0.89	<b>1.6</b>	<0.95	<0.94	<0.88	<0.89	<0.89	<0.98	<0.88	<0.88	<0.93	<0.91	<b>1.2</b>	<b>2.2</b>	<0.95	<0.91	<0.95	<0.91
Chromium, total	mg/kg	–	<b>57.9</b>	<b>68.4</b>	<b>33.4</b>	<b>117</b>	<b>33.6</b>	<b>34.5</b>	<b>37.7</b>	<b>29.2</b>	<b>30.1</b>	<b>28.1</b>	<b>123</b>	<b>97.3</b>	<b>70.2</b>	<b>39.5</b>	<b>74.0</b>	<b>63.5</b>	<b>74.0</b>	<b>63.5</b>
Cobalt	mg/kg	3.40E+02	<b>19.6</b>	–	–	<b>25.0</b>	<b>6.7</b>	<b>6.6</b>	<b>21.0</b>	<b>21.7</b>	<b>6.1</b>	<b>6.0</b>	–	–	–	–	–	–	<b>19.3</b>	–
Copper	mg/kg	4.50E+04	<b>44.1</b>	–	–	<b>68.0</b>	<b>18.8</b>	<b>14.1</b>	<b>55.0</b>	<b>38.9</b>	<b>16.7</b>	<b>19.1</b>	–	–	–	–	–	–	<b>48.3</b>	–
Lead	mg/kg	3.20E+02	<b>24.4</b>	<b>272</b>	<3.8	<3.8	<b>5.1</b>	<b>6.3</b>	<b>5.8</b>	<b>6.3</b>	<b>5.1</b>	<b>4.6</b>	<19	<b>2.0</b>	<b>40.5</b>	<5.4	<1.9	<1.9	<b>35.5</b>	–
Mercury	mg/kg	4.30E-03	<b>0.091</b>	–	–	<0.041	<0.038	<0.040	<b>0.040</b>	<0.040	<b>0.046</b>	<b>0.045</b>	–	–	–	–	–	–	<0.033	–
Molybdenum	mg/kg	5.70E+03	<1.8	–	–	<1.9	<1.8	<1.8	<3.6	<2.0	<b>1.9</b>	<1.8	–	–	–	–	–	–	<1.9	–
Nickel	mg/kg	2.20E+04	<b>52.7</b>	–	–	<b>69.5</b>	<b>33.2</b>	<b>35.0</b>	<b>32.8</b>	<b>32.4</b>	<b>29.7</b>	<b>27.2</b>	–	–	–	–	–	–	<b>49.9</b>	–
Selenium	mg/kg	5.70E+03	<1.8	–	–	<1.9	<1.8	<1.8	<3.6	<9.8	<b>2.6</b>	<b>1.8</b>	–	–	–	–	–	–	<1.9	–
Silver	mg/kg	5.70E+03	<0.89	–	–	<1.9	<0.88	<4.5	<1.8	<9.8	<0.88	<0.88	–	–	–	–	–	–	<1.9	–
Thallium	mg/kg	–	<18	–	–	<3.8	<1.8	<8.9	<18	<22	<3.5	<3.5	–	–	–	–	–	–	<3.8	–
Vanadium	mg/kg	5.70E+03	<b>81.5 J</b>	–	–	<b>157</b>	<b>35.4</b>	<b>37.7</b>	<b>144</b>	<b>129</b>	<b>32.3</b>	<b>28.8</b>	–	–	–	–	–	–	<b>60.1</b>	–
Zinc	mg/kg	3.40E+05	<b>66.3</b>	–	–	<b>62.5</b>	<b>43.3</b>	<b>45.8</b>	<b>74.1</b>	<b>71.0</b>	<b>38.6</b>	<b>39.2</b>	–	–	–	–	–	–	<b>41.5</b>	–

Notes:

- (1) Metals analyzed using USEPA Method 6010B and 7471A.
- (2) Laboratory data qualifiers are as follows.
  - J Indicates an estimated value.
- (3)   Indicates an exceedance of the RBTC.
- (4) Bold font indicates a concentration detected at or above the laboratory reporting limit.
- (5) Sampling depths reported in feet below ground surface (feet bgs).
- (6) Sample is a field duplicate.
- (7) Calculated background concentration.
- Not applicable / not analyzed.

**Table 4. Soil Analytical Results - Metals**

Parameter	Units	RBTC	Site Data															
			PQ4,5-6.5	Q6-0.8	Q6-3.3	Q6-6.3	Q17-1.9	Q20-1.1	QR3,4-1.0	QR3,4-3.5	QR3,4-6.5	QR4,5-1.3	QR4,5-1.3 <sup>(6)</sup>	QR4,5-3.3	QR4,5-6.8	QR 7,8-1.0	R6-0.5	R6-3.0
Sample ID	-	-	PQ4,5	Q6	Q6	Q6	Q17	Q20	QR3,4	QR3,4	QR3,4	QR4,5	QR4,5	QR4,5	QR4,5	QR7,8	R6	R6
Location	-	-	PQ4,5	Q6	Q6	Q6	Q17	Q20	QR3,4	QR3,4	QR3,4	QR4,5	QR4,5	QR4,5	QR4,5	QR7,8	R6	R6
Depth	feet bgs	-	6.5	0.8	3.3	6.3	1.9	1.1	1.0	3.5	6.5	1.3	1.3	3.3	6.8	1.0	0.5	3.0
Date	mm/dd/yy	-	07/13/11	07/13/11	07/13/11	07/13/11	07/21/11	07/21/11	07/13/11	07/13/11	07/13/11	07/13/11	07/13/11	07/13/11	07/13/11	07/19/11	07/14/11	07/14/11
Antimony	mg/kg	4.50E+02	-	-	-	-	<1.8	<3.6	<1.8	-	-	-	-	-	-	<b>2.9</b>	<1.8	-
Arsenic	mg/kg	1.66E+01 <sup>(7)</sup>	-	-	-	-	<b>3.4</b>	<3.6	<1.8	-	-	-	-	-	-	<b>2.1</b>	<b>4.5</b>	-
Barium	mg/kg	2.10E+05	-	-	-	-	<b>152</b>	<b>20.2</b>	<b>75.3</b>	-	-	-	-	-	-	<b>44.3</b>	<b>175</b>	-
Beryllium	mg/kg	2.20E+03	-	-	-	-	<0.91	<1.8	<0.88	-	-	-	-	-	-	<0.93	<0.89	-
Cadmium	mg/kg	8.90E+02	<b>1.4</b>	<0.88	<b>1.7</b>	<0.90	<0.91	<0.91	<0.88	<0.91	<0.89	<0.91	<0.94	<0.89	<0.87	<b>0.99</b>	<b>2.0</b>	<b>2.2</b>
Chromium, total	mg/kg	-	<b>36.6</b>	<b>41.0</b>	<b>54.7</b>	<b>34.9</b>	<b>32.8</b>	<b>62.7</b>	<b>128</b>	<b>36.1</b>	<b>34.4</b>	<b>105</b>	<b>84.6</b>	<b>45.8</b>	<b>33.6</b>	<b>69.0</b>	<b>65.0</b>	<b>55.1</b>
Cobalt	mg/kg	3.40E+02	-	-	-	-	<b>8.5</b>	<b>45.4</b>	<b>28.3</b>	-	-	-	-	-	-	<b>22.1</b>	<b>17.0</b>	-
Copper	mg/kg	4.50E+04	-	-	-	-	<b>20.5</b>	<b>89.1</b>	<b>83.2</b>	-	-	-	-	-	-	<b>66.6</b>	<b>293</b>	-
Lead	mg/kg	3.20E+02	<4.0	<1.8	<b>271</b>	<5.4	<b>6.6</b>	<b>3.8</b>	<b>2.5</b>	<3.6	<5.4	<18	<1.9	<b>26.3</b>	<5.1	<b>15.4</b>	<b>51.1</b>	<b>86.1</b>
Mercury	mg/kg	4.30E-03	-	-	-	-	<b>0.045</b>	<b>0.055</b>	<0.038	-	-	-	-	-	-	<b>0.085</b>	<b>0.13</b>	-
Molybdenum	mg/kg	5.70E+03	-	-	-	-	<1.8	<1.8	<1.8	-	-	-	-	-	-	<1.9	<1.8	-
Nickel	mg/kg	2.20E+04	-	-	-	-	<b>30.7</b>	<b>51.3</b>	<b>68.1</b>	-	-	-	-	-	-	<b>38.3</b>	<b>74.2</b>	-
Selenium	mg/kg	5.70E+03	-	-	-	-	<b>2.7</b>	<3.6	<1.8	-	-	-	-	-	-	<1.9	<1.8	-
Silver	mg/kg	5.70E+03	-	-	-	-	<0.91	<0.91	<1.8	-	-	-	-	-	-	<0.93	<b>7.4</b>	-
Thallium	mg/kg	-	-	-	-	-	<3.6	<18	<18	-	-	-	-	-	-	<5.7	<5.4	-
Vanadium	mg/kg	5.70E+03	-	-	-	-	<b>32.1</b>	<b>125</b>	<b>88.8</b>	-	-	-	-	-	-	<b>108</b>	<b>61.5</b>	-
Zinc	mg/kg	3.40E+05	-	-	-	-	<b>49.5</b>	<b>66.9</b>	<b>62.1</b>	-	-	-	-	-	-	<b>62.7</b>	<b>104</b>	-

Notes:

- (1) Metals analyzed using USEPA Method 6010B and 7471A.
  - (2) Laboratory data qualifiers are as follows.
    - J Indicates an estimated value.
  - (3)   Indicates an exceedance of the RBTC.
  - (4) Bold font indicates a concentration detected at or above the laboratory reporting limit.
  - (5) Sampling depths reported in feet below ground surface (feet bgs).
  - (6) Sample is a field duplicate.
  - (7) Calculated background concentration.
- Not applicable / not analyzed.



**Table 4. Soil Analytical Results - Metals**

Parameter	Units	RBTC	Site Data															
			Sample ID	R6-6.0	R10-0.5	R19-1.5	R25-0.5	S2-1.0	S2-3.0	S2-6.5	S5-0.6	S5-3.1	S5-3.1 <sup>(6)</sup>	S5-6.1	S17-1.0	S20-1.7	S22-0.8	S26-0.8
Location	–	–	R6	R10	R19	R25	S2	S2	S2	S5	S5	S5	S5	S17	S20	S22	S26	T8
Depth	feet bgs	–	6.0	0.5	1.5	0.5	1.0	3.0	6.5	0.6	3.1	3.1	6.1	1.0	1.7	0.8	0.8	0.5
Date	mm/dd/yy	–	07/14/11	07/14/11	07/21/11	07/25/11	07/12/11	07/12/11	07/12/11	07/12/11	07/12/11	07/12/11	07/12/11	07/21/11	07/15/11	07/21/11	07/21/11	07/12/11
Antimony	mg/kg	4.50E+02	–	<3.7	<1.8 J	<8.7	<b>2.2</b>	–	–	–	–	–	–	<3.6	<1.9	<3.6	<3.6	<b>9.4</b>
Arsenic	mg/kg	1.66E+01 <sup>(7)</sup>	–	<1.8	<b>3.1</b>	<8.7	<b>3.7</b>	–	–	–	–	–	–	<3.6	<b>3.7</b>	<3.6	<3.6	<9.3
Barium	mg/kg	2.10E+05	–	<b>19.0</b>	<b>102</b>	<b>44.6</b>	<b>445</b>	–	–	–	–	–	–	<b>20.2</b>	<b>84.4</b>	<b>32.3</b>	<b>20.9</b>	<b>26.6</b>
Beryllium	mg/kg	2.20E+03	–	<1.8	<0.89	<4.3	<0.93	–	–	–	–	–	–	<1.8	<0.93	<1.8	<1.8	<4.6
Cadmium	mg/kg	8.90E+02	<0.94	<0.92	<0.89	<0.87	<0.93	<b>1.2</b>	<0.90	<b>1.9</b>	<0.89	<0.91	<0.89	<0.91	<0.93	<0.91	<0.91	<0.93
Chromium, total	mg/kg	–	<b>30.5</b>	<b>122</b>	<b>33.0</b>	<b>38.9</b>	<b>35.9</b>	<b>20.5</b>	<b>33.6</b>	<b>42.5</b>	<b>31.2</b>	<b>34.1</b>	<b>32.5</b>	<b>165</b>	<b>33.3</b>	<b>42.9</b>	<b>27.0</b>	<b>25.9</b>
Cobalt	mg/kg	3.40E+02	–	<b>42.5</b>	<b>7.5</b>	<b>29.2</b>	<b>14.7</b>	–	–	–	–	–	–	<b>22.3</b>	<b>10.2</b>	<b>26.4</b>	<b>21.6</b>	<b>22.5</b>
Copper	mg/kg	4.50E+04	–	<b>81.4</b>	<b>22.2</b>	<b>50.7</b>	<b>45.7</b>	–	–	–	–	–	–	<b>74.9</b>	<b>25.0</b>	<b>64.7</b>	<b>61.3</b>	<b>55.7</b>
Lead	mg/kg	3.20E+02	<b>5.0</b>	<3.7	<b>8.2</b>	<b>4.8</b>	<b>20.4</b>	<b>41.6</b>	<b>5.5</b>	<b>35.9</b>	<b>16.0</b>	<b>12.4</b>	<b>5.4</b>	<b>3.4</b>	<b>8.3</b>	<b>6.4</b>	<3.6	<9.3
Mercury	mg/kg	4.30E-03	–	<0.042	<b>0.36</b>	<b>0.076</b>	<b>0.063</b>	–	–	–	–	–	–	<0.040	<b>0.037</b>	<b>0.11</b>	<b>0.044</b>	<b>0.039</b>
Molybdenum	mg/kg	5.70E+03	–	<1.8	<b>4.9</b>	<1.7	<1.9	–	–	–	–	–	–	<1.8	<1.9	<3.6	<3.6	<9.3
Nickel	mg/kg	2.20E+04	–	<b>85.5</b>	<b>31.4</b>	<b>43.6</b>	<b>41.6</b>	–	–	–	–	–	–	<b>117</b>	<b>29.7</b>	<b>35.7</b>	<b>28.9</b>	<b>33.3</b>
Selenium	mg/kg	5.70E+03	–	<1.8	<b>2.9</b>	<8.7	<1.9	–	–	–	–	–	–	<b>7.1</b>	<1.9	<3.6	<3.6	<9.3
Silver	mg/kg	5.70E+03	–	<5.4	<0.89	<10	<0.93	–	–	–	–	–	–	<0.91	<0.93	<1.8	<1.8	<4.6
Thallium	mg/kg	–	–	<7.4	<1.8	<34	<3.8	–	–	–	–	–	–	<3.6	<5.7	<18	<18	<9.3
Vanadium	mg/kg	5.70E+03	–	<b>152</b>	<b>32.1</b>	<b>184</b>	<b>70.1</b>	–	–	–	–	–	–	<b>93.7</b>	<b>53.5</b>	<b>159</b>	<b>138</b>	<b>139</b>
Zinc	mg/kg	3.40E+05	–	<b>68.0</b>	<b>45.7</b>	<b>109</b>	<b>51.9</b>	–	–	–	–	–	–	<b>47.5</b>	<b>55.7</b>	<b>93.8</b>	<b>70.0</b>	<b>73.1</b>

Notes:

- (1) Metals analyzed using USEPA Method 6010B and 7471A.
- (2) Laboratory data qualifiers are as follows.
  - J Indicates an estimated value.
- (3)  Indicates an exceedance of the RBTC.
- (4) Bold font indicates a concentration detected at or above the laboratory reporting limit.
- (5) Sampling depths reported in feet below ground surface (feet bgs).
- (6) Sample is a field duplicate.
- (7) Calculated background concentration.
- Not applicable / not analyzed.

**Table 4. Soil Analytical Results - Metals**

Parameter	Units	RBTC	Site Data															
			Sample ID	T19-0.5	T21-0.5	U21-0.5	V2-1.1	V2-3.6	V2-6.6	V5-1.0	V5-3.5	V5-6.5	V11-0.7	V11-3.2	V11-6.2	V17-0.5	V19-0.6	V23-0.5
Location	–	–	T19	T21	U21	V2	V2	V2	V5	V5	V5	V11	V11	V11	V17	V19	V23	V26
Depth	feet bgs	–	0.5	0.5	0.5	1.1	3.6	6.6	1.0	3.5	6.5	0.7	3.2	6.2	0.5	0.6	0.5	0.9
Date	mm/dd/yy	–	07/14/11	07/14/11	07/14/11	07/11/11	07/11/11	07/11/11	07/12/11	07/12/11	07/12/11	07/12/11	07/12/11	07/12/11	07/15/11	07/14/11	07/15/11	07/21/11
Antimony	mg/kg	4.50E+02	<1.8	<3.6	<1.9	–	–	–	<5.7	–	–	<8.8	<1.9	<1.7	<3.7	<1.8	<3.7	<18
Arsenic	mg/kg	1.66E+01 <sup>(7)</sup>	<b>3.3</b>	<3.6	<b>3.9</b>	–	–	–	<b>8.0</b>	–	–	<8.8	<b>5.1</b>	<b>5.6</b>	<1.9	<b>23.9</b>	<1.8	<18
Barium	mg/kg	2.10E+05	<b>149</b>	<36.0	<b>97.2</b>	–	–	–	<b>259</b>	–	–	<88.0	<b>169</b>	<b>103</b>	<b>54.4</b>	<b>133</b>	<b>36.1</b>	<b>36.7</b>
Beryllium	mg/kg	2.20E+03	<0.91	<1.8	<0.95	–	–	–	<2.9	–	–	<4.4	<0.93	<0.87	<1.9	<1.8	<1.8	<8.8
Cadmium	mg/kg	8.90E+02	<0.91	<1.8	<0.95	<0.92	<b>76.2</b>	<b>2.1</b>	<b>7.6</b>	<0.89	<0.90	<4.4	<0.93	<0.87	<0.93	<0.91	<0.92	<0.88
Chromium, total	mg/kg	–	<b>41.2</b>	<b>39.5</b>	<b>53.9</b>	<b>102</b>	<b>130</b>	<b>37.2</b>	<b>82.0</b>	<b>35.1</b>	<b>35.3</b>	<b>61.0</b>	<b>37.6</b>	<b>40.2</b>	<b>256</b>	<b>98.8</b>	<b>52.4</b>	<b>42.9</b>
Cobalt	mg/kg	3.40E+02	<b>9.4</b>	<b>27.5</b>	<b>13.3</b>	–	–	–	<b>48.0</b>	–	–	<b>19.6</b>	<b>6.3</b>	<b>8.5</b>	<b>34.9</b>	<b>26.0</b>	<b>20.3</b>	<b>31.0</b>
Copper	mg/kg	4.50E+04	<b>20.6</b>	<b>64.2</b>	<b>35.7</b>	–	–	–	<b>117</b>	–	–	<b>65.0</b>	<b>22.5</b>	<b>25.3</b>	<b>84.7</b>	<b>49.9</b>	<b>57.0</b>	<b>65.0</b>
Lead	mg/kg	3.20E+02	<b>16.5</b>	<3.6	<b>13.2</b>	<1.8	<b>56.4</b>	<b>4.4</b>	<b>357</b>	<b>5.2</b>	<b>4.9</b>	<b>46.5</b>	<b>7.4</b>	<b>6.6</b>	<3.7	<b>79.0</b>	<3.7	<3.5
Mercury	mg/kg	4.30E-03	<b>0.043</b>	<0.038	<b>91.6</b>	–	–	–	<b>0.20</b>	–	–	<0.037	<0.040	<b>0.063</b>	<0.039	<b>0.13</b>	<b>9.5</b>	<b>0.045</b>
Molybdenum	mg/kg	5.70E+03	<b>2.0</b>	<3.6	<1.9	–	–	–	<b>2.9</b>	–	–	<8.8	<1.9	<b>1.8</b>	<1.9	<1.8	<1.8	<3.5
Nickel	mg/kg	2.20E+04	<b>38.4</b>	<b>41.8</b>	<b>51.0</b>	–	–	–	<b>74.1</b>	–	–	<b>48.0</b>	<b>33.5</b>	<b>43.3</b>	<b>208</b>	<b>59.2</b>	<b>39.7</b>	<b>43.2</b>
Selenium	mg/kg	5.70E+03	<1.8	<3.6	<1.9	–	–	–	<1.9	–	–	<8.8	<1.9	<1.7	<1.9	<3.6	<1.8	<18
Silver	mg/kg	5.70E+03	<0.91	<18	<1.9	–	–	–	<b>1.7</b>	–	–	<4.4	<0.93	<0.87	<19	<9.1	<18	<3.6
Thallium	mg/kg	–	<1.8	<36	<7.6	–	–	–	<5.7	–	–	<8.8	<1.9	<1.7	<3.7	<3.6	<3.7	<22
Vanadium	mg/kg	5.70E+03	<b>37.6</b>	<b>155</b>	<b>62.9</b>	–	–	–	<b>71.3</b>	–	–	<b>119</b>	<b>34.2</b>	<b>44.3</b>	<b>137</b>	<b>116</b>	<b>119</b>	<b>192</b>
Zinc	mg/kg	3.40E+05	<b>69.5</b>	<b>71.1</b>	<b>69.0</b>	–	–	–	<b>318</b>	–	–	<b>104</b>	<b>51.8</b>	<b>61.5</b>	<b>64.0</b>	<b>87.7</b>	<b>76.5</b>	<b>90.9</b>

Notes:

- (1) Metals analyzed using USEPA Method 6010B and 7471A.
- (2) Laboratory data qualifiers are as follows.
  - J Indicates an estimated value.
- (3)   Indicates an exceedance of the RBTC.
- (4) Bold font indicates a concentration detected at or above the laboratory reporting limit.
- (5) Sampling depths reported in feet below ground surface (feet bgs).
- (6) Sample is a field duplicate.
- (7) Calculated background concentration.
- Not applicable / not analyzed.

**Table 4. Soil Analytical Results - Metals**

Parameter	Units	RBTC	Site Data															
			Sample ID	V29-3.0	V29-5.5	X8-1.0	X8-1.0 <sup>(6)</sup>	X8-3.5	X8-6.5	X9-1.8	X9-4.1	X9-7.1	Y2-1.0	Y2-3.5	Y2-6.5	Y3-1.0	Y3-3.5	Y3-6.5
Location	–	–	V29	V29	X8	X8	X8	X8	X9	X9	X9	Y2	Y2	Y2	Y3	Y3	Y3	Y5
Depth	feet bgs	–	3.0	5.5	1.0	1.0	3.5	6.5	1.8	4.1	7.1	1.0	3.5	6.5	1.0	3.5	6.5	1.5
Date	mm/dd/yy	–	07/26/11	07/26/11	07/12/11	07/12/11	07/12/11	07/12/11	07/12/11	07/12/11	07/12/11	07/11/11	07/11/11	07/11/11	07/11/11	07/11/11	07/11/11	07/11/11
Antimony	mg/kg	4.50E+02	–	–	–	–	–	–	–	–	–	–	–	–	<b>3.8</b>	–	–	–
Arsenic	mg/kg	1.66E+01 <sup>(7)</sup>	–	–	–	–	–	–	–	–	–	–	–	–	<3.6	–	–	–
Barium	mg/kg	2.10E+05	–	–	–	–	–	–	–	–	–	–	–	–	<b>115</b>	–	–	–
Beryllium	mg/kg	2.20E+03	–	–	–	–	–	–	–	–	–	–	–	–	<1.8	–	–	–
Cadmium	mg/kg	8.90E+02	<0.97	<0.93	<b>2.6</b>	<b>1.4</b>	<0.89	<0.92	<0.93	<0.90	<0.88	<b>3.2</b>	<b>3.4</b>	<0.96	<b>2.0</b>	<b>21.4</b>	<b>2.5</b>	<0.94
Chromium, total	mg/kg	–	<b>43.3</b>	<b>19.8</b>	<b>62.4</b>	<b>39.5</b>	<b>40.5</b>	<b>30.1</b>	<b>206</b>	<b>36.3</b>	<b>28.7</b>	<b>66.4</b>	<b>41.1</b>	<b>38.6</b>	<b>73.8</b>	<b>59.9</b>	<b>38.7</b>	<b>77.4</b>
Cobalt	mg/kg	3.40E+02	–	–	–	–	–	–	–	–	–	–	–	–	<b>20.7</b>	–	–	–
Copper	mg/kg	4.50E+04	–	–	–	–	–	–	–	–	–	–	–	–	<b>55.5</b>	–	–	–
Lead	mg/kg	3.20E+02	<b>62.2</b>	<b>275</b>	<b>155</b>	<b>85.0</b>	<b>5.2</b>	<b>5.0</b>	<b>16.3</b>	<b>4.8</b>	<b>4.5</b>	<b>28.3</b>	<b>6.6</b>	<b>5.0</b>	<b>10.7</b>	<b>5.0</b>	<b>4.8</b>	<b>14.0</b>
Mercury	mg/kg	4.30E-03	–	–	–	–	–	–	–	–	–	–	–	–	<b>0.039</b>	–	–	–
Molybdenum	mg/kg	5.70E+03	–	–	–	–	–	–	–	–	–	–	–	–	<1.8	–	–	–
Nickel	mg/kg	2.20E+04	–	–	–	–	–	–	–	–	–	–	–	–	<b>50.1</b>	–	–	–
Selenium	mg/kg	5.70E+03	–	–	–	–	–	–	–	–	–	–	–	–	<1.8	–	–	–
Silver	mg/kg	5.70E+03	–	–	–	–	–	–	–	–	–	–	–	–	<1.8	–	–	–
Thallium	mg/kg	–	–	–	–	–	–	–	–	–	–	–	–	–	<3.6	–	–	–
Vanadium	mg/kg	5.70E+03	–	–	–	–	–	–	–	–	–	–	–	–	<b>101</b>	–	–	–
Zinc	mg/kg	3.40E+05	–	–	–	–	–	–	–	–	–	–	–	–	<b>63.2</b>	–	–	–

Notes:

- (1) Metals analyzed using USEPA Method 6010B and 7471A.
  - (2) Laboratory data qualifiers are as follows.  
 J Indicates an estimated value.
  - (3)   Indicates an exceedance of the RBTC.
  - (4) Bold font indicates a concentration detected at or above the laboratory reporting limit.
  - (5) Sampling depths reported in feet below ground surface (feet bgs).
  - (6) Sample is a field duplicate.
  - (7) Calculated background concentration.
- Not applicable / not analyzed.

**Table 4. Soil Analytical Results - Metals**

Parameter	Units	RBTC	Site Data															
			Y5-4.0	Y5-7.0	Y11-0.8	Y11-3.1	Y11-6.1	Y14-1.0	Y14-3.5	Y14-6.5	Y17-0.9	Y17-3.4	Y17-6.4	Y23-0.5	Y23-3.0	Y23-6.0	Z16,17-0.9	Z16,17-3.4
Sample ID	-	-	Y5	Y5	Y11	Y11	Y11	Y14	Y14	Y14	Y17	Y17	Y17	Y23	Y23	Y23	Z16,17	Z16,17
Location	-	-	Y5	Y5	Y11	Y11	Y11	Y14	Y14	Y14	Y17	Y17	Y17	Y23	Y23	Y23	Z16,17	Z16,17
Depth	feet bgs	-	4.0	7.0	0.8	3.1	6.1	1.0	3.5	6.5	0.9	3.4	6.4	0.5	3.0	6.0	0.9	3.4
Date	mm/dd/yy	-	07/11/11	07/11/11	07/12/11	07/12/11	07/12/11	07/11/11	07/11/11	07/11/11	07/12/11	07/12/11	07/12/11	07/15/11	07/15/11	07/15/11	07/14/11	07/14/11
Antimony	mg/kg	4.50E+02	-	-	<1.8	-	-	-	-	-	<1.9 J	<1.9	<1.8	<1.9	-	-	<1.8	<1.9
Arsenic	mg/kg	1.66E+01 <sup>(7)</sup>	-	-	<b>6.7</b>	-	-	-	-	-	<b>4.8</b>	<b>32.0</b>	<b>3.6</b>	<b>4.6</b>	-	-	<b>4.5</b>	<b>52.4</b>
Barium	mg/kg	2.10E+05	-	-	<b>193</b>	-	-	-	-	-	<b>153</b>	<b>207</b>	<b>173</b>	<b>119</b>	-	-	<b>144</b>	<b>153</b>
Beryllium	mg/kg	2.20E+03	-	-	<0.89	-	-	-	-	-	<0.93	<0.93	<0.89	<0.96	-	-	<0.90	<0.94
Cadmium	mg/kg	8.90E+02	<b>347</b>	<b>53.0</b>	<0.89	<b>2.9</b>	<0.91	<0.91	<0.91	<0.90	<0.93	<0.93	<0.89	<0.96	<0.92	<0.96	<0.90	<0.94
Chromium, total	mg/kg	-	<b>216</b>	<b>43.5</b>	<b>53.8</b>	<b>49.4</b>	<b>34.8</b>	<b>43.2</b>	<b>35.6</b>	<b>35.1</b>	<b>40.5</b>	<b>37.5</b>	<b>33.1</b>	<b>66.1</b>	<b>40.5</b>	<b>32.0</b>	<b>34.6</b>	<b>36.0</b>
Cobalt	mg/kg	3.40E+02	-	-	<b>11.6</b>	-	-	-	-	-	<b>11.6</b>	<b>7.6</b>	<b>7.1</b>	<b>16.7</b>	-	-	<b>10.9</b>	<b>8.2</b>
Copper	mg/kg	4.50E+04	-	-	<b>29.0</b>	-	-	-	-	-	<b>10.1</b>	<b>18.6</b>	<b>17.2</b>	<b>43.9</b>	-	-	<b>14.3</b>	<b>26.5</b>
Lead	mg/kg	3.20E+02	<b>13.3</b>	<b>4.9</b>	<b>11.3</b>	<b>156</b>	<b>5.5</b>	<b>6.0</b>	<b>7.7</b>	<b>4.6</b>	<b>6.1</b>	<b>5.0</b>	<b>4.8</b>	<b>18.8</b>	<b>5.4</b>	<b>5.8</b>	<b>7.4</b>	<b>18.7</b>
Mercury	mg/kg	4.30E-03	-	-	<b>0.11</b>	-	-	-	-	-	<b>0.077</b>	<0.038	<0.041	<b>0.46</b>	-	-	<b>0.14</b>	<b>0.048</b>
Molybdenum	mg/kg	5.70E+03	-	-	<1.8	-	-	-	-	-	<1.9	<1.9	<1.8	<1.9	-	-	<1.8	<1.9
Nickel	mg/kg	2.20E+04	-	-	<b>48.3</b>	-	-	-	-	-	<b>35.6</b>	<b>36.3</b>	<b>35.8</b>	<b>58.6</b>	-	-	<b>38.4</b>	<b>35.9</b>
Selenium	mg/kg	5.70E+03	-	-	<1.8	-	-	-	-	-	<1.9	<1.9	<1.8	<1.9	-	-	<1.8	<1.9
Silver	mg/kg	5.70E+03	-	-	<0.89	-	-	-	-	-	<0.93	<0.93	<0.89	<0.96	-	-	<b>2.1</b>	<0.94
Thallium	mg/kg	-	-	-	<1.8	-	-	-	-	-	<1.9	<1.9	<1.8	<7.6	-	-	<3.6	<3.8
Vanadium	mg/kg	5.70E+03	-	-	<b>54.3</b>	-	-	-	-	-	<b>51.9</b>	<b>36.5</b>	<b>34.0</b>	<b>76.2</b>	-	-	<b>45.0</b>	<b>34.1</b>
Zinc	mg/kg	3.40E+05	-	-	<b>64.8</b>	-	-	-	-	-	<b>24.7</b>	<b>44.8</b>	<b>42.6</b>	<b>49.0</b>	-	-	<b>37.4</b>	<b>66.1</b>

Notes:

- (1) Metals analyzed using USEPA Method 6010B and 7471A.
  - (2) Laboratory data qualifiers are as follows.
    - J Indicates an estimated value.
  - (3)  Indicates an exceedance of the RBTC.
  - (4) Bold font indicates a concentration detected at or above the laboratory reporting limit.
  - (5) Sampling depths reported in feet below ground surface (feet bgs).
  - (6) Sample is a field duplicate.
  - (7) Calculated background concentration.
- Not applicable / not analyzed.

**Table 4. Soil Analytical Results - Metals**

Parameter	Units	RBTC	Site Data															
			Sample ID	Z16,17-6.4	Z27-1.0	Z27-3.5	Z27-6.5	AA12-1.0	AA12-3.5	AA12-6.5	AA17-4.0	AA17-6.5	AA25-0.5	AA25-3.0	AA25-6.0	BB2-1.5	BB2-1.5 <sup>(6)</sup>	BB2-4.0
Location			Z16,17	Z27	Z27	Z27	AA12	AA12	AA12	AA17	AA17	AA25	AA25	AA25	BB2	BB2	BB2	BB2
Depth	feet bgs		6.4	1.0	3.5	6.5	1.0	3.5	6.5	4.0	6.5	0.5	3.0	6.0	1.5	1.5	4.0	7.0
Date	mm/dd/yy		07/14/11	07/15/11	07/15/11	07/15/11	07/11/11	07/11/11	07/11/11	07/11/11	07/11/11	07/15/11	07/15/11	07/15/11	07/11/11	07/11/11	07/11/11	07/11/11
Antimony	mg/kg	4.50E+02	<1.9	<1.9	-	-	-	-	-	<1.9 J	-	-	-	-	<b>3.3</b>	<1.9	-	-
Arsenic	mg/kg	1.66E+01 <sup>(7)</sup>	<b>4.3</b>	<b>2.2</b>	-	-	-	-	-	<b>4.6</b>	-	-	-	-	<b>6.2</b>	<b>6.2</b>	-	-
Barium	mg/kg	2.10E+05	<b>122</b>	<b>135</b>	-	-	-	-	-	<b>109</b>	-	-	-	-	<b>167</b>	<b>177</b>	-	-
Beryllium	mg/kg	2.20E+03	<0.93	<1.9	-	-	-	-	-	<0.93	-	-	-	-	<0.92	<0.95	-	-
Cadmium	mg/kg	8.90E+02	<0.93	<0.95	<0.91	<0.96	<0.90	<0.93	<0.93	<0.93	<0.91	<0.91	<0.93	<0.90	<b>21.2</b>	<b>5.0</b>	<b>9.8</b>	<b>90.2</b>
Chromium, total	mg/kg	-	<b>33.3</b>	<b>95.8</b>	<b>36.0</b>	<b>40.0</b>	<b>305</b>	<b>994</b>	<b>35.3</b>	<b>31.7</b>	<b>38.5</b>	<b>58.0</b>	<b>36.1</b>	<b>34.7</b>	<b>87.1</b>	<b>65.3</b>	<b>43.2</b>	<b>33.6</b>
Cobalt	mg/kg	3.40E+02	<b>7.4</b>	<b>30.2</b>	-	-	-	-	-	<b>7.2</b>	-	-	-	-	<b>14.2</b>	<b>11.5</b>	-	-
Copper	mg/kg	4.50E+04	<b>17.1</b>	<b>69.4</b>	-	-	-	-	-	<b>16.9</b>	-	-	-	-	<b>86.0</b>	<b>45.3</b>	-	-
Lead	mg/kg	3.20E+02	<b>5.8</b>	<b>5.3</b>	<b>5.0</b>	<b>4.3</b>	<b>13.4</b>	<5.6	<b>4.3</b>	<b>4.2</b>	<b>5.0</b>	<b>13.5</b>	<b>8.4</b>	<b>6.8</b>	<b>38.4</b>	<b>22.8</b>	<b>16.8</b>	<b>4.2</b>
Mercury	mg/kg	4.30E-03	<b>0.038</b>	<0.037	-	-	-	-	-	<0.036	-	-	-	-	<b>0.11</b>	<b>0.13</b>	-	-
Molybdenum	mg/kg	5.70E+03	<1.9	<1.9	-	-	-	-	-	<1.9	-	-	-	-	<1.8	<1.9	-	-
Nickel	mg/kg	2.20E+04	<b>39.7</b>	<b>74.6</b>	-	-	-	-	-	<b>30.8</b>	-	-	-	-	<b>50.5</b>	<b>57.1</b>	-	-
Selenium	mg/kg	5.70E+03	<1.9	<3.8	-	-	-	-	-	<1.9	-	-	-	-	<1.8	<1.9	-	-
Silver	mg/kg	5.70E+03	<0.93	<b>1.5</b>	-	-	-	-	-	<0.93	-	-	-	-	<0.92	<0.95	-	-
Thallium	mg/kg	-	<1.9	<3.8	-	-	-	-	-	<1.9	-	-	-	-	<3.7	<1.9	-	-
Vanadium	mg/kg	5.70E+03	<b>33.8</b>	<b>98.1</b>	-	-	-	-	-	<b>33.3</b>	-	-	-	-	<b>78.6</b>	<b>60.7</b>	-	-
Zinc	mg/kg	3.40E+05	<b>47.6</b>	<b>66.6</b>	-	-	-	-	-	<b>35.8</b>	-	-	-	-	<b>113</b>	<b>73.4</b>	-	-

Notes:

- (1) Metals analyzed using USEPA Method 6010B and 7471A.
- (2) Laboratory data qualifiers are as follows.
  - J Indicates an estimated value.
- (3)   Indicates an exceedance of the RBTC.
- (4) Bold font indicates a concentration detected at or above the laboratory reporting limit.
- (5) Sampling depths reported in feet below ground surface (feet bgs).
- (6) Sample is a field duplicate.
- (7) Calculated background concentration.
- Not applicable / not analyzed.

**Table 4. Soil Analytical Results - Metals**

Parameter	Units	RBTC	Site Data															
			BB5-1.0	BB5-3.5	BB5-6.5	BB8-2.7	BB8-5.0	BB8-7.5	BB11-1.5	BB11-4.0	BB11-7.0	BB19-3.3	BB19-5.8	BB19-5.8 <sup>(6)</sup>	BB23-0.7	BB23-3.2	BB23-6.2	BB26-1.0
Sample ID	-	-	BB5	BB5	BB5	BB8	BB8	BB8	BB11	BB11	BB11	BB19	BB19	BB19	BB23	BB23	BB23	BB26
Location	-	-	BB5	BB5	BB5	BB8	BB8	BB8	BB11	BB11	BB11	BB19	BB19	BB19	BB23	BB23	BB23	BB26
Depth	feet bgs	-	1.0	3.5	6.5	2.7	5.0	7.5	1.5	4.0	7.0	3.3	5.8	5.8	0.7	3.2	6.2	1.0
Date	mm/dd/yy	-	07/11/11	07/11/11	07/11/11	07/11/11	07/11/11	07/11/11	07/11/11	07/11/11	07/11/11	07/18/11	07/18/11	07/18/11	07/15/11	07/15/11	07/15/11	07/18/11
Antimony	mg/kg	4.50E+02	-	-	-	<1.9 J	-	-	<b>2.6</b>	-	-	-	-	-	<1.8	-	-	-
Arsenic	mg/kg	1.66E+01 <sup>(7)</sup>	-	-	-	<b>5.8</b>	-	-	<b>6.0</b>	-	-	-	-	-	<1.8	-	-	-
Barium	mg/kg	2.10E+05	-	-	-	<b>145</b>	-	-	<b>171</b>	-	-	-	-	-	<b>91.8</b>	-	-	-
Beryllium	mg/kg	2.20E+03	-	-	-	<0.94	-	-	<0.92	-	-	-	-	-	<b>1.0</b>	-	-	-
Cadmium	mg/kg	8.90E+02	<b>5.9</b>	<0.92	<0.91	<0.94	<0.93	<0.92	<0.92	<0.89	<0.92	<0.94	<0.89	<0.92	<0.90	<0.97	<0.88	<0.94
Chromium, total	mg/kg	-	<b>67.3</b>	<b>39.3</b>	<b>36.5</b>	<b>45.6</b>	<b>34.3</b>	<b>30.1</b>	<b>82.1</b>	<b>146</b>	<b>37.8</b>	<b>35.3</b>	<b>35.5</b>	<b>35.7</b>	<b>48.6</b>	<b>32.0</b>	<b>33.3</b>	<b>52.2</b>
Cobalt	mg/kg	3.40E+02	-	-	-	<b>9.1</b>	-	-	<b>14.8</b>	-	-	-	-	-	<b>16.5</b>	-	-	-
Copper	mg/kg	4.50E+04	-	-	-	<b>19.2</b>	-	-	<b>48.3</b>	-	-	-	-	-	<b>59.1</b>	-	-	-
Lead	mg/kg	3.20E+02	<b>54.4</b>	<b>4.4</b>	<b>4.7</b>	<b>5.1</b>	<b>4.3</b>	<b>3.8</b>	<b>12.0</b>	<8.9	<b>5.3</b>	<b>8.6</b>	<b>5.5</b>	<b>5.5</b>	<b>12.8</b>	<b>6.8</b>	<b>6.9</b>	<b>33.8</b>
Mercury	mg/kg	4.30E-03	-	-	-	<0.038	-	-	<b>0.066</b>	-	-	-	-	-	<b>1.2</b>	-	-	-
Molybdenum	mg/kg	5.70E+03	-	-	-	<1.9	-	-	<1.8	-	-	-	-	-	<1.8	-	-	-
Nickel	mg/kg	2.20E+04	-	-	-	<b>70.0</b>	-	-	<b>70.7</b>	-	-	-	-	-	<b>46.0</b>	-	-	-
Selenium	mg/kg	5.70E+03	-	-	-	<1.9	-	-	<1.8	-	-	-	-	-	<1.8	-	-	-
Silver	mg/kg	5.70E+03	-	-	-	<0.94	-	-	<0.92	-	-	-	-	-	<5.4	-	-	-
Thallium	mg/kg	-	-	-	-	<1.9	-	-	<5.5	-	-	-	-	-	<3.6	-	-	-
Vanadium	mg/kg	5.70E+03	-	-	-	<b>39.3</b>	-	-	<b>83.0</b>	-	-	-	-	-	<b>85.2</b>	-	-	-
Zinc	mg/kg	3.40E+05	-	-	-	<b>48.8</b>	-	-	<b>79.9</b>	-	-	-	-	-	<b>55.1</b>	-	-	-

Notes:

- (1) Metals analyzed using USEPA Method 6010B and 7471A.
- (2) Laboratory data qualifiers are as follows.
  - J Indicates an estimated value.
- (3)  Indicates an exceedance of the RBTC.
- (4) Bold font indicates a concentration detected at or above the laboratory reporting limit.
- (5) Sampling depths reported in feet below ground surface (feet bgs).
- (6) Sample is a field duplicate.
- (7) Calculated background concentration.
- Not applicable / not analyzed.

**Table 4. Soil Analytical Results - Metals**

Parameter	Units	RBTC	Site Data															
			BB26-3.5	BB26-6.5	EE23-1.3	EE23-3.3	EE23-6.8	EE26-3.8	GG26-0.0	GG26-0.0 <sup>(6)</sup>	GG26-2.5	GG26-5.5	HH23-0.0	HH23-2.5	KK23-0.2	KK23-0.2 <sup>(6)</sup>	KK23-2.7	KK26-0.1
Sample ID	–	–	BB26	BB26	EE23	EE23	EE23	EE26	GG26	GG26	GG26	GG26	HH23	HH23	KK23	KK23	KK23	KK26
Location	–	–	BB26	BB26	EE23	EE23	EE23	EE26	GG26	GG26	GG26	GG26	HH23	HH23	KK23	KK23	KK23	KK26
Depth	feet bgs	–	3.5	6.5	1.3	3.3	6.8	3.8	0.0	0.0	2.5	5.5	0.0	2.5	0.2	0.2	2.7	0.1
Date	mm/dd/yy	–	07/18/11	07/18/11	07/18/11	07/18/11	07/18/11	07/25/11	07/18/11	07/18/11	07/18/11	07/18/11	07/18/11	07/18/11	07/25/11	07/25/11	07/25/11	07/25/11
Antimony	mg/kg	4.50E+02	–	–	–	–	–	<1.7	<1.8	<5.6	–	–	<9.6	–	–	–	–	<1.9
Arsenic	mg/kg	1.66E+01 <sup>(7)</sup>	–	–	–	–	–	<b>4.1</b>	<b>3.6</b>	<5.6	–	–	<9.6	–	–	–	–	<b>3.5</b>
Barium	mg/kg	2.10E+05	–	–	–	–	–	<b>145</b>	<b>151</b>	<b>156</b>	–	–	<b>135</b>	–	–	–	–	<b>110</b>
Beryllium	mg/kg	2.20E+03	–	–	–	–	–	<b>1.5</b>	<0.92	<2.8	–	–	<4.8	–	–	–	–	<4.7
Cadmium	mg/kg	8.90E+02	<b>0.89</b>	<0.90	<0.97	<0.96	<0.90	<0.87	<0.92	<0.93	<0.89	<0.99	<4.8	<0.93	<0.91	<0.91	<0.92	<0.94
Chromium, total	mg/kg	–	<b>38.5</b>	<b>32.7</b>	<b>39.8</b>	<b>36.5</b>	<b>30.4</b>	<b>35.9</b>	<b>54.7</b>	<b>70.3</b>	<b>32.1</b>	<b>34.3</b>	<b>52.9</b>	<b>38.3</b>	<b>73.9</b>	<b>73.5</b>	<b>36.9</b>	<b>105</b>
Cobalt	mg/kg	3.40E+02	–	–	–	–	–	<b>7.5</b>	<b>14.4</b>	<b>20.5</b>	–	–	<b>17.0</b>	–	–	–	–	<b>16.9</b>
Copper	mg/kg	4.50E+04	–	–	–	–	–	<b>15.6</b>	<b>51.3</b>	<b>87.4</b>	–	–	<b>49.3</b>	–	–	–	–	<b>41.8</b>
Lead	mg/kg	3.20E+02	<b>99.8</b>	<b>5.3</b>	<b>1,650</b>	<b>5.4</b>	<b>4.8</b>	<b>5.9</b>	<b>91.1</b>	<b>46.8</b>	<b>10.5</b>	<b>4.8</b>	<b>15.6</b>	<b>5.4</b>	<b>36.9</b>	<b>31.9</b>	<b>5.4</b>	<b>59.1</b>
Mercury	mg/kg	4.30E-03	–	–	–	–	–	<b>1.8</b>	<b>79.0</b>	<b>74.3</b>	–	–	<b>4.5</b>	–	–	–	–	<b>0.93</b>
Molybdenum	mg/kg	5.70E+03	–	–	–	–	–	<1.7	<1.8	<1.9	–	–	<9.6	–	–	–	–	<1.9
Nickel	mg/kg	2.20E+04	–	–	–	–	–	<b>37.6</b>	<b>53.4</b>	<b>66.1</b>	–	–	<b>48.2</b>	–	–	–	–	<b>144</b>
Selenium	mg/kg	5.70E+03	–	–	–	–	–	<1.7	<1.8	<b>7.9</b>	–	–	<9.6	–	–	–	–	<1.9
Silver	mg/kg	5.70E+03	–	–	–	–	–	<4.3	<0.92	<0.93	–	–	<4.8	–	–	–	–	<4.7
Thallium	mg/kg	–	–	–	–	–	–	<8.7	<9.2	<5.6	–	–	<9.6	–	–	–	–	<9.4
Vanadium	mg/kg	5.70E+03	–	–	–	–	–	<b>34.2</b>	<b>69.8</b>	<b>112</b>	–	–	<b>82.9</b>	–	–	–	–	<b>87.7</b>
Zinc	mg/kg	3.40E+05	–	–	–	–	–	<b>49.5</b>	<b>73.8</b>	<b>106</b>	–	–	<b>64.0</b>	–	–	–	–	<b>78.9</b>

Notes:

- (1) Metals analyzed using USEPA Method 6010B and 7471A.
- (2) Laboratory data qualifiers are as follows.  
 J Indicates an estimated value.
- (3)   Indicates an exceedance of the RBTC.
- (4) Bold font indicates a concentration detected at or above the laboratory reporting limit.
- (5) Sampling depths reported in feet below ground surface (feet bgs).
- (6) Sample is a field duplicate.
- (7) Calculated background concentration.
- Not applicable / not analyzed.

**Table 4. Soil Analytical Results - Metals**

Parameter	Units	RBTC	Site Data										
			Sample ID	Location	Depth	Date	KK26-2.6 <sup>(6)</sup>	KK26-5.6	NN23-0.0	NN23-2.5	NN23-5.5	NN23-5.5 <sup>(6)</sup>	NN26-0.0
Sample ID	–	–	KK26-2.6 <sup>(6)</sup>	KK26-5.6	NN23-0.0	NN23-2.5	NN23-5.5	NN23-5.5 <sup>(6)</sup>	NN26-0.0	NN26-2.5			
Location	–	–	KK26	KK26	NN23	NN23	NN23	NN23	NN26	NN26			
Depth	feet bgs	–	2.6	5.6	0.0	2.5	5.5	5.5	0.0	2.5			
Date	mm/dd/yy	–	07/25/11	07/25/11	07/18/11	07/18/11	07/18/11	07/18/11	07/25/11	07/25/11			
Antimony	mg/kg	4.50E+02	–	–	–	–	–	–	–	–			
Arsenic	mg/kg	1.66E+01 <sup>(7)</sup>	–	–	–	–	–	–	–	–			
Barium	mg/kg	2.10E+05	–	–	–	–	–	–	–	–			
Beryllium	mg/kg	2.20E+03	–	–	–	–	–	–	–	–			
Cadmium	mg/kg	8.90E+02	<0.92	<0.90	<0.96	<0.86	<0.93	<0.93	<0.90	<0.90			
Chromium, total	mg/kg	–	<b>35.6</b>	<b>33.7</b>	<b>59.5</b>	<b>35.5</b>	<b>33.4</b>	<b>33.9</b>	<b>38.5</b>	<b>57.7</b>			
Cobalt	mg/kg	3.40E+02	–	–	–	–	–	–	–	–			
Copper	mg/kg	4.50E+04	–	–	–	–	–	–	–	–			
Lead	mg/kg	3.20E+02	<b>5.7</b>	<b>6.1</b>	<b>88.4</b>	<b>5.8</b>	<b>5.1</b>	<b>5.5</b>	<b>6.2</b>	<b>28.0</b>			
Mercury	mg/kg	4.30E-03	–	–	–	–	–	–	–	–			
Molybdenum	mg/kg	5.70E+03	–	–	–	–	–	–	–	–			
Nickel	mg/kg	2.20E+04	–	–	–	–	–	–	–	–			
Selenium	mg/kg	5.70E+03	–	–	–	–	–	–	–	–			
Silver	mg/kg	5.70E+03	–	–	–	–	–	–	–	–			
Thallium	mg/kg	–	–	–	–	–	–	–	–	–			
Vanadium	mg/kg	5.70E+03	–	–	–	–	–	–	–	–			
Zinc	mg/kg	3.40E+05	–	–	–	–	–	–	–	–			

Notes:

- (1) Metals analyzed using USEPA Method 6010B and 7471A.
- (2) Laboratory data qualifiers are as follows.  
 J Indicates an estimated value.
- (3)  Indicates an exceedance of the RBTC.
- (4) Bold font indicates a concentration detected at or above the laboratory reporting limit.
- (5) Sampling depths reported in feet below ground surface (feet bgs).
- (6) Sample is a field duplicate.
- (7) Calculated background concentration.
- Not applicable / not analyzed.



**Table 5. Soil Analytical Results - Semi-Volatile Organic Compounds (SVOCs)**

Parameter	Units	RBTC	Site Data															
			D22-1.0	F20-0.5	F20-5.0	F20-8.5	F24-0.5	F24-5.0	F24-10.0	F24-10.0 DUP <sup>(6)</sup>	H17-0.5	H20-0.5	H20-5.0	H20-7.0	H22-0.6	H22-3.0	H22-3.0 DUP <sup>(6)</sup>	
Sample ID	-	-	D22	F20	F20	F20	F24	F24	F24	F24	H17	H20	H20	H20	H22	H22	H22	
Location	-	-	D22	F20	F20	F20	F24	F24	F24	F24	H17	H20	H20	H20	H22	H22	H22	
Depth	feet bgs	-	1.0	0.5	5.0	8.5	0.5	5.0	10.0	10.0	0.5	0.5	5.0	7.0	0.6	3.0	3.0	
Date	mm/dd/yy	-	07/26/11	08/30/11	08/30/11	08/30/11	08/30/11	08/30/11	08/30/11	08/30/11	07/26/11	08/30/11	08/30/11	08/30/11	08/30/11	08/30/11	08/30/11	08/30/11
Acenaphthene	µg/kg	-	<1,000	<1,000	<10,000	<5,000	<1,000	<10,000	<500	<500	<1,500	<500	<5,000	<10,000	<1,000	<25,000	<25,000	
Acenaphthylene	µg/kg	-	<400	<400	<4,000	<2,000	<400	<4,000	<200	<200	<600	<200	<2,000	<4,000	<400	<10,000	<10,000	
Aniline	µg/kg	-	<280	<280	<2,800	<1,400	<280	<2,800	<140	<140	<420	<140	<1,400	<2,800	<280	<7,000	<7,000	
Anthracene	µg/kg	-	<200	<200	<2,000	<1,000	<200	<2,000	<100	<100	<300	<100	<1,000	<2,000	<200	<5,000	<5,000	
Azobenzene	µg/kg	-	<340	<340	<3,400	<1,700	<340	<3,400	<170	<170	<510	<170	<1,700	<3,400	<340	<8,500	<8,500	
Benzidine	µg/kg	-	<1,500	<1,500	<15,000	<7,300	<1,500	<15,000	<730	<730	<2,200	<730	<7,300	<15,000	<1,500	<37,000	<37,000	
Benzo(a)anthracene	µg/kg	-	<140	<140	<1,400	<700	<140	<1,400	<70	<70	<210	<70	<700	<1,400	<140	<3,500	<3,500	
Benzo(a)pyrene	µg/kg	-	<180	<180	<1,800	<900	<180	<1,800	<90	<90	<270	<90	<900	<1,800	<180	<4,500	<4,500	
Benzo(b)fluoranthene	µg/kg	-	<120	<120	<1,200	<600	<120	<1,200	<60	<60	<180	<60	<600	<1,200	<120	<3,000	<3,000	
Benzo(g,h,i)perylene	µg/kg	-	<300	<300	<3,000	<1,500	<300	<3,000	<150	<150	<450	<150	<1,500	<3,000	<300	<7,500	<7,500	
Benzo(k)fluoranthene	µg/kg	-	<240	<240	<2,400	<1,200	<240	<2,400	<120	<120	<360	<120	<1,200	<2,400	<240	<6,000	<6,000	
Benzoic acid	µg/kg	-	<1,800	<1,800	<18,000	<8,900	<1,800	<b>30,400</b>	<b>6,810</b>	<b>5,460</b>	<2,700	<890	<b>11,600</b>	<18,000	<1,800	<45,000	<45,000	
Benzyl alcohol	µg/kg	-	<320	<320	<3,200	<1,600	<320	<b>3,560 J</b>	<160	<160	<480	<160	<1,600	<3,200	<320	<8,000	<8,000	
Bis(2-chloro-1-methylethyl) ether	µg/kg	-	<540	<540	<5,400	<2,700	<540	<5,400	<270	<270	<810	<270	<2,700	<5,400	<540	<14,000	<14,000	
Bis(2-chloroethoxy)methane	µg/kg	2.10E+06	<360	<360	<3,600	<1,800	<360	<3,600	<180	<180	<540	<180	<1,800	<3,600	<360	<9,000	<9,000	
Bis(2-chloroethyl)ether	µg/kg	5.50E+01	<460	<460	<4,600	<2,300	<460	<4,600	<230	<230	<690	<230	<2,300	<4,600	<460	<12,000	<12,000	
Bis(2-ethylhexyl)phthalate	µg/kg	1.40E+05	<440	<b>966 J</b>	<b>93,800</b>	<b>215,000</b>	<440	<b>210,000</b>	<b>6,170</b>	<b>5,200</b>	<660	<220	<b>3,060 J</b>	<b>1,000,000</b>	<b>492 J</b>	<b>247,000</b>	<b>209,000</b>	
4-Bromophenyl phenyl ether	µg/kg	-	<300	<300	<3,000	<1,500	<300	<3,000	<150	<150	<450	<150	<1,500	<3,000	<300	<7,500	<7,500	
Butyl benzyl phthlate	µg/kg	1.00E+06	<220	<220	<b>9,660 J</b>	<b>78,800</b>	<220	<b>141,000</b>	<b>2,270</b>	<b>1,680</b>	<330	<110	<1,100	<b>150,000</b>	<220	<b>972,000</b>	<b>865,000</b>	
Carbazole	µg/kg	-	<160	<160	<1,600	<800	<160	<1,600	<80	<80	<240	<80	<800	<1,600	<160	<4,000	<4,000	
p-Chloroaniline	µg/kg	9.60E+03	<280	<280	<2,800	<1,400	<280	<2,800	<140	<140	<420	<140	<1,400	<2,800	<280	<7,000	<7,000	
4-Chloro-3-methylphenol	µg/kg	-	<840	<840	<8,400	<4,200 R	<840 R	<8,400 R	<420 R	<420 R	<1,300	<420	<4,200	<8,400	<840	<21,000 R	<21,000 J, R	
Beta-Chloronaphthalene	µg/kg	-	<360	<360	<3,600	<1,800	<360	<3,600	<180	<180	<540	<180	<1,800	<3,600	<360	<9,000	<9,000	
2-Chlorophenol	µg/kg	-	<1,400	<1,400	<14,000	<6,800 R	<1,400 R	<14,000 R	<680 R	<680 R	<2,000	<680	<6,800	<14,000	<1,400	<34,000 R	<34,000 J, R	
4-Chlorophenyl phenyl ether	µg/kg	-	<380	<380	<3,800	<1,900	<380	<3,800	<190	<190	<570	<190	<1,900	<3,800	<380	<9,500	<9,500	
Chrysene	µg/kg	-	<200	<200	<2,000	<1,000	<200	<2,000	<100	<100	<300	<100	<1,000	<2,000	<200	<5,000	<5,000	
Dibenz(a,h)anthracene	µg/kg	-	<260	<260	<2,600	<1,300	<260	<2,600	<130	<130	<390	<130	<1,300	<2,600	<260	<6,500	<6,500	
Dibenzofuran	µg/kg	-	<320	<320	<3,200	<1,600	<320	<3,200	<160	<160	<480	<160	<1,600	<3,200	<320	<8,000	<8,000	
Dibutyl phthalate	µg/kg	6.80E+07	<200	<200	<b>23,100</b>	<b>75,800</b>	<200	<b>8,510 J</b>	<100	<b>426 J</b>	<300	<100	<1,000	<b>130,000</b>	<200	<b>33,900</b>	<b>26,800</b>	
1,2-Dichlorobenzene	µg/kg	5.10E+04	<320	<320	<3,200	<1,600	<320	<b>47,600</b>	<160	<160	<480	<160	<1,600	<b>4,190 J</b>	<320	<8,000	<8,000	

**Table 5. Soil Analytical Results - Semi-Volatile Organic Compounds (SVOCs)**

Parameter	Units	RBTC	Site Data														
			D22-1.0	F20-0.5	F20-5.0	F20-8.5	F24-0.5	F24-5.0	F24-10.0	F24-10.0 DUP <sup>(6)</sup>	H17-0.5	H20-0.5	H20-5.0	H20-7.0	H22-0.6	H22-3.0	H22-3.0 DUP <sup>(6)</sup>
Sample ID	-	-	D22	F20	F20	F20	F24	F24	F24	F24	H17	H20	H20	H20	H22	H22	
Location	-	-	D22	F20	F20	F20	F24	F24	F24	F24	H17	H20	H20	H20	H22	H22	
Depth	feet bgs	-	1.0	0.5	5.0	8.5	0.5	5.0	10.0	10.0	0.5	0.5	5.0	7.0	0.6	3.0	
Date	mm/dd/yy	-	07/26/11	08/30/11	08/30/11	08/30/11	08/30/11	08/30/11	08/30/11	08/30/11	07/26/11	08/30/11	08/30/11	08/30/11	08/30/11	08/30/11	
1,3-Dichlorobenzene	µg/kg	-	<300	<300	<3,000	<1,500	<300	<3,000	<150	<150	<450	<150	<1,500	<3,000	<300	<7,500	<7,500
1,4-Dichlorobenzene	µg/kg	5.00E+01	<840	<840	<8,400	<4,200	<840	<8,400	<420	<420	<1,300	<420	<4,200	<8,400	<840	<21,000	<21,000
3,3-Dichlorobenzidine	µg/kg	-	<280	<280	<2,800	<1,400	<280	<2,800	<140	<140	<420	<140	<1,400	<2,800	<280	<7,000	<7,000
2,4-Dichlorophenol	µg/kg	-	<280	<280	<2,800	<1,400 R	<280 R	<2,800 R	<140 R	<140 R	<420	<140	<1,400	<2,800	<280	<7,000 R	<7,000 J, R
Diethyl phthalate	µg/kg	-	<340	<340	<3,400	<1,700	<340	<3,400	<170	<170	<510	<170	<1,700	<b>19,000</b>	<340	<b>34,900</b>	<b>21,800 J</b>
Dimethyl phthalate	µg/kg	-	<360	<360	<3,600	<1,800	<360	<b>4,370 J</b>	<180	<b>242 J</b>	<540	<180	<1,800	<b>7,340 J</b>	<360	<b>71,500</b>	<b>66,200</b>
2,4-Dimethylphenol	µg/kg	-	<300	<300	<3,000	<1,500 R	<300 R	<3,000 R	<150 R	<150 R	<450	<150	<1,500	<3,000	<300	<7,500 R	<7,500 J, R
4,6-Dinitro-2-methylphenol	µg/kg	-	<2,100	<2,100	<21,000	<10,000	<2,100	<21,000	<1,000	<1,000	<3,100	<1,000	<10,000	<21,000	<2,100	<52,000	<52,000
2,4-Dinitrophenol	µg/kg	-	<1,700	<1,700	<17,000	<8,500 R	<1,700 R	<b>450,000 J</b>	<850 R	<850 R	<2,600	<850	<8,500	<17,000	<1,700	<43,000 R	<43,000 J, R
2,4-Dinitrotoluene	µg/kg	-	<920	<920	<9,200	<4,600	<920	<9,200	<460	<460	<1,400	<460	<4,600	<9,200	<920	<23,000	<23,000
2,6-Dinitrotoluene	µg/kg	-	<640	<640	<6,400	<3,200	<640	<6,400	<320	<320	<960	<320	<3,200	<6,400	<640	<16,000	<16,000
Di-n-octyl phthalate	µg/kg	-	<260	<260	<b>409,000</b>	<b>727,000</b>	<b>486 J</b>	<b>353,000</b>	<b>982</b>	<b>741</b>	<390	<130	<b>7,430</b>	<b>3,100,000</b>	<260	<b>34,400</b>	<b>24,200 J</b>
Diphenylamine	µg/kg	-	<240	<240	<2,400	<b>3,470 J</b>	<240	<2,400	<b>164 J</b>	<b>144 J</b>	<360	<120	<1,200	<b>5,860 J</b>	<240	<6,000	<6,000
Fluoranthene	µg/kg	2.40E+07	<200	<200	<2,000	<1,000	<200	<2,000	<100	<100	<300	<100	<1,000	<2,000	<200	<5,000	<5,000
Fluorene	µg/kg	-	<360	<360	<3,600	<1,800	<360	<3,600	<180	<180	<540	<180	<1,800	<3,600	<360	<9,000	<9,000
Hexachlorobenzene	µg/kg	-	<260	<260	<2,600	<1,300	<260	<2,600	<b>421 J</b>	<b>393 J</b>	<390	<130	<1,300	<b>6,230 J</b>	<260	<b>7,270 J</b>	<b>7,590 J</b>
Hexachlorobutadiene	µg/kg	2.50E+04	<380	<380	<3,800	<1,900	<380	<3,800	<190	<b>301 J</b>	<570	<190	<1,900	<3,800	<380	<9,500	<9,500
Hexachlorocyclopentadiene	µg/kg	4.10E+06	<280	<280	<2,800	<1,400	<280	<2,800	<140	<140	<420	<140	<1,400	<2,800	<280	<7,000	<7,000
Hexachloroethane	µg/kg	-	<320	<320	<3,200	<1,600	<320	<3,200	<160	<160	<480	<160	<1,600	<3,200	<320	<8,000	<8,000
Indeno(1,2,3-c,d)pyrene	µg/kg	-	<280	<280	<2,800	<1,400	<280	<2,800	<140	<140	<420	<140	<1,400	<2,800	<280	<7,000	<7,000
Isophorone	µg/kg	2.00E+06	<340	<340	<3,400	<b>86,800</b>	<340	<b>204,000</b>	<b>2,090</b>	<b>5,340</b>	<510	<170	<b>2,590 J</b>	<b>426,000</b>	<340	<b>3,860,000</b>	<b>3,710,000</b>
1-Methylnaphthalene	µg/kg	-	<320	<320	<3,200	<b>4,810 J</b>	<320	<3,200	<b>229 J</b>	<b>357 J</b>	<480	<160	<1,600	<b>9,890 J</b>	<320	<b>36,300</b>	<b>35,700</b>
2-Methylnaphthalene	µg/kg	2.40E+06	<320	<320	<3,200	<b>9,060</b>	<320	<3,200	<b>462 J</b>	<b>780</b>	<480	<160	<1,600	<b>19,500</b>	<320	<b>72,600</b>	<b>72,900</b>
2-Methylphenol (o-cresol)	µg/kg	3.40E+07	<340	<340	<3,400	<1,700 R	<340 R	<3,400 R	<170 R	<170 R	<510	<170	<1,700	<3,400	<340	<8,500 R	<8,500 J, R
3- & 4-Methylphenol	µg/kg	3.40E+06	-	-	-	-	-	-	-	-	-	-	-	-	-	-	-
Naphthalene	µg/kg	3.50E+02	<340	<340	<b>18,500</b>	<b>50,800</b>	<340	<b>26,100</b>	<b>1,610</b>	<b>3,400</b>	<510	<b>176 J</b>	<1,700	<b>117,000</b>	<340	<b>299,000</b>	<b>289,000</b>
2-Nitroaniline	µg/kg	-	<240	<240	<2,400	<1,200	<240	<2,400	<120	<120	<360	<120	<1,200	<2,400	<240	<6,000	<6,000
3-Nitroaniline	µg/kg	-	<240	<240	<2,400	<1,200	<240	<2,400	<120	<120	<360	<120	<1,200	<2,400	<240	<6,000	<6,000
4-Nitroaniline	µg/kg	-	<600	<600	<6,000	<3,000	<600	<6,000	<300	<300	<900	<300	<3,000	<6,000	<600	<15,000	<15,000
Nitrobenzene	µg/kg	-	<320	<320	<3,200	<1,600	<320	<3,200	<160	<160	<480	<160	<1,600	<3,200	<320	<8,000	<8,000

**Table 5. Soil Analytical Results - Semi-Volatile Organic Compounds (SVOCs)**

Parameter	Units	RBTC	Site Data														
			D22-1.0	F20-0.5	F20-5.0	F20-8.5	F24-0.5	F24-5.0	F24-10.0	F24-10.0 DUP <sup>(6)</sup>	H17-0.5	H20-0.5	H20-5.0	H20-7.0	H22-0.6	H22-3.0	H22-3.0 DUP <sup>(6)</sup>
Sample ID	-	-	D22	F20	F20	F20	F24	F24	F24	F24	H17	H20	H20	H20	H22	H22	H22
Location	-	-	D22	F20	F20	F20	F24	F24	F24	F24	H17	H20	H20	H20	H22	H22	H22
Depth	feet bgs	-	1.0	0.5	5.0	8.5	0.5	5.0	10.0	10.0	0.5	0.5	5.0	7.0	0.6	3.0	3.0
Date	mm/dd/yy	-	07/26/11	08/30/11	08/30/11	08/30/11	08/30/11	08/30/11	08/30/11	08/30/11	07/26/11	08/30/11	08/30/11	08/30/11	08/30/11	08/30/11	08/30/11
2-Nitrophenol	µg/kg	-	<260	<260	<2,600	<1,300 R	<260 R	<2,600 R	<130 R	<130 R	<390	<130	<1,300	<2,600	<260	<6,500 R	<6,500 J, R
4-Nitrophenol	µg/kg	-	<2,500	<2,500	<25,000	<12,000 R	<2,500 R	<25,000 R	<1,200 R	<1,200 R	<3,700	<1,200	<12,000	<25,000	<2,500	<62,000 R	<62,000 J, R
N-Nitrosodimethylamine	µg/kg	-	<4,400	<4,400	<44,000	<22,000	<4,400	<44,000	<2,200	<2,200	<6,600	<2,200	<22,000	<44,000	<4,400	<110,000	<110,000
N-Nitroso-di-n-propylamine	µg/kg	-	<1,100	<1,100	<11,000	<5,500	<1,100	<11,000	<550	<550	<1,700	<550	<5,500	<11,000	<1,100	<28,000	<28,000
Pentachlorophenol	µg/kg	-	<840	<840	<8,400	<4,200 R	<840 R	<b>22,800 J</b>	<420 R	<420 R	<1,300	<420	<4,200	<8,400	<840	<21,000 R	<21,000 J, R
Phenanthrene	µg/kg	-	<220	<220	<2,200	<1,100	<220	<2,200	<b>431 J</b>	<b>398 J</b>	<330	<110	<1,100	<b>3,850 J</b>	<220	<5,500	<5,500
Phenol	µg/kg	2.10E+08	<2,600	<2,600	<26,000	<b>20,100 J</b>	<2,600 R	<b>84,600 J</b>	<1,300 R	<1,300 R	<3,900	<1,300	<13,000	<b>52,700</b>	<2,600	<b>132,000 J</b>	<65,000 J, R
Pyrene	µg/kg	-	<1,400	<1,400	<14,000	<6,800	<1,400	<14,000	<680	<680	<2,000	<680	<6,800	<14,000	<1,400	<34,000	<34,000
Pyridine	µg/kg	-	<440	<440	<4,400	<2,200	<440	<4,400	<220	<220	<660	<220	<2,200	<4,400	<440	<11,000	<11,000
1,2,4-Trichlorobenzene	µg/kg	2.40E+03	<680	<680	<6,800	<3,400	<680	<6,800	<340	<340	<1,000	<340	<3,400	<6,800	<680	<17,000	<17,000
2,4,5-Trichlorophenol	µg/kg	-	<240	<240	<2,400	<1,200 R	<240 R	<2,400 R	<120 R	<120 R	<360	<120	<1,200	<2,400	<240	<6,000 R	<6,000 J, R
2,4,6-Trichlorophenol	µg/kg	-	<320	<320	<3,200	<1,600 R	<320 R	<3,200 R	<160 R	<160 R	<480	<160	<1,600	<3,200	<320	<8,000 R	<8,000 J, R

Notes:

- (1) Semi-Volatile Organic Compounds (SVOCs) analyzed using USEPA Method 8270C.
- (2) Laboratory data qualifiers are as follows.
  - J Indicates an estimated value.
  - R Indicates the result is unusable due to the quality of the data generated because certain criteria were not met. The analyte may or may not be present in the sample.
- (3)  Indicates an exceedance of the RBTC.
- (4) Bold font indicates a concentration detected at or above the method detection limit (MDL).
- (5) Sampling depths reported in feet below ground surface (feet bgs).
- (6) Sample is a field duplicate.
- Not applicable / not analyzed.

**Table 5. Soil Analytical Results - Semi-Volatile Organic Compounds (SVOCs)**

Parameter	Units	RBTC	Site Data														
			H22-6.0	J20-0.5	J20-4.5	J20-8.5	J22-0.6	J22-5.0	J22-8.6	K19-1.0	K21-0.5	K21-0.5 <sup>(6)</sup>	K23-1.4	K27-0.5	L6-0.9	L20-0.7	L23-0.5
Sample ID	-	-	H22	J20	J20	J20	J22	J22	J22	K19	K21	K21	K23	K27	L6	L20	L23
Location	-	-	H22	J20	J20	J20	J22	J22	J22	K19	K21	K21	K23	K27	L6	L20	L23
Depth	feet bgs	-	6.0	0.5	4.5	8.5	0.6	5.0	8.6	1.0	0.5	0.5	1.4	0.5	0.9	0.7	0.5
Date	mm/dd/yy	-	08/30/11	08/29/11	08/29/11	08/29/11	08/29/11	08/29/11	08/29/11	07/18/11	07/18/11	07/18/11	07/20/11	07/26/11	07/13/11	07/20/11	07/20/11
Acenaphthene	µg/kg	-	<10,000	<500	<500	<500	<1,000	<5,000	<1,000	<1,500	<500	<500	<490	<490	<4,900	<25,000	<490
Acenaphthylene	µg/kg	-	<4,000	<200	<200	<200	<400	<2,000	<400	<600	<200	<200	<190	<200	<2,000	<10,000	<200
Aniline	µg/kg	-	<2,800	<140	<140	<140	<280	<1,400	<280	<420	<140	<140	<140	<140	<1,400	<7,000	<140
Anthracene	µg/kg	-	<2,000	<100	<100	<100	<200	<1,000	<200	<300	<100	<99	<97	<98	<980	<5,000	<98
Azobenzene	µg/kg	-	<3,400	<170	<170	<170	<340	<1,700	<340	<510	<170	<170	<170	<170	<1,700	<8,500	<170
Benzidine	µg/kg	-	<15,000	<730	<730 R	<730	<1,500	<7,300	<1,500	<2,200	<730	<720	<710	<720	<7,200	<37,000	<720
Benzo(a)anthracene	µg/kg	-	<1,400	<70	<70	<70	<140	<700	<140	<210	<70	<69	<68	<69	<690	<3,500	<69
Benzo(a)pyrene	µg/kg	-	<1,800	<90	<90	<90	<180	<900	<180	<270	<90	<89	<87	<88	<880	<4,500	<88
Benzo(b)fluoranthene	µg/kg	-	<1,200	<60	<60	<60	<120	<600	<120	<180	<60	<59	<58	<59	<590	<3,000	<59
Benzo(g,h,i)perylene	µg/kg	-	<3,000	<150	<150	<150	<300	<1,500	<300	<450	<150	<150	<150	<150	<1,500	<7,500	<150
Benzo(k)fluoranthene	µg/kg	-	<2,400	<120	<120	<120	<240	<1,200	<240	<360	<120	<120	<120	<120	<1,200	<6,000	<120
Benzoic acid	µg/kg	-	<18,000	<890	<890	<b>6,650</b>	<1,800	<8,900	<1,800	<2,700	<890	<880	<860	<870 J	<8,700	<45,000	<870
Benzyl alcohol	µg/kg	-	<3,200	<160	<160	<160	<320	<1,600	<320	<480	<160	<160	<160	<160	<1,600	<8,000	<160
Bis(2-chloro-1-methylethyl) ether	µg/kg	-	<5,400	<270	<270	<270	<540	<2,700	<540	<810	<270	<270	<260	<260	<2,600	<14,000	<260
Bis(2-chloroethoxy)methane	µg/kg	2.10E+06	<3,600	<180	<180	<180	<360	<1,800	<360	<540	<180	<180	<170	<180	<1,800	<9,000	<180
Bis(2-chloroethyl)ether	µg/kg	5.50E+01	<4,600	<230	<230	<230	<460	<2,300	<460	<690	<230	<230	<220	<230	<2,300	<12,000	<230
Bis(2-ethylhexyl)phthalate	µg/kg	1.40E+05	<b>561,000</b>	<b>240 J</b>	<220	<b>24,100</b>	<440	<b>61,600</b>	<b>1,170</b>	<b>68,800</b>	<220	<220	<210	<220	<2,200	<b>176,000</b>	<b>1,790</b>
4-Bromophenyl phenyl ether	µg/kg	-	<3,000	<150	<150	<150	<300	<1,500	<300	<450	<150	<150	<150	<150	<1,500	<7,500	<150
Butyl benzyl phthlate	µg/kg	1.00E+06	<b>283,000</b>	<110	<110	<b>292 J</b>	<220	<b>8,870</b>	<220	<b>1,370 J</b>	<110	<110	<110	<110	<1,100	<b>25,300</b>	<b>181 J</b>
Carbazole	µg/kg	-	<b>2,070 J</b>	<80	<80	<80	<160	<800	<160	<240	<80	<79	<78	<78	<780	<4,000	<78
p-Chloroaniline	µg/kg	9.60E+03	<2,800	<140	<140	<140	<280	<1,400	<280	<420	<140	<140	<140	<140	<1,400	<7,000	<140
4-Chloro-3-methylphenol	µg/kg	-	<8,400 R	<420	<420	<420	<840	<4,200	<840 R	<1,300	<420	<420	<410	<410	<4,100	<21,000	<410
Beta-Chloronaphthalene	µg/kg	-	<3,600	<180	<180	<180	<360	<1,800	<360	<540	<180	<180	<170	<180	<1,800	<9,000	<180
2-Chlorophenol	µg/kg	-	<14,000 R	<680	<680	<680	<1,400	<6,800	<1,400 R	<2,000	<680	<670	<660	<670	<6,700	<34,000	<670
4-Chlorophenyl phenyl ether	µg/kg	-	<3,800	<190	<190	<190	<380	<1,900	<380	<570	<190	<190	<180	<190	<1,900	<9,500	<190
Chrysene	µg/kg	-	<2,000	<100	<100	<100	<200	<1,000	<200	<300	<100	<99	<97	<98	<980	<5,000	<98
Dibenz(a,h)anthracene	µg/kg	-	<2,600	<130	<130	<130	<260	<1,300	<260	<390	<130	<130	<130	<130	<1,300	<6,500	<130
Dibenzofuran	µg/kg	-	<3,200	<160	<160	<160	<320	<1,600	<320	<480	<160	<160	<160	<160	<1,600	<8,000	<160
Dibutyl phthalate	µg/kg	6.80E+07	<b>112,000</b>	<100	<100	<b>236 J</b>	<200	<b>2,990 J</b>	<200	<b>516 J</b>	<100	<99	<97	<98	<980	<b>5,030 J</b>	<b>112 J</b>
1,2-Dichlorobenzene	µg/kg	5.10E+04	<b>5,780 J</b>	<160	<160	<b>229 J</b>	<320	<1,600	<320	<b>935 J</b>	<160	<160	<160	<160	<1,600	<8,000	<160

**Table 5. Soil Analytical Results - Semi-Volatile Organic Compounds (SVOCs)**

Parameter	Units	RBTC	Site Data														
Sample ID	–	–	H22-6.0	J20-0.5	J20-4.5	J20-8.5	J22-0.6	J22-5.0	J22-8.6	K19-1.0	K21-0.5	K21-0.5 <sup>(6)</sup>	K23-1.4	K27-0.5	L6-0.9	L20-0.7	L23-0.5
Location	–	–	H22	J20	J20	J20	J22	J22	J22	K19	K21	K21	K23	K27	L6	L20	L23
Depth	feet bgs	–	6.0	0.5	4.5	8.5	0.6	5.0	8.6	1.0	0.5	0.5	1.4	0.5	0.9	0.7	0.5
Date	mm/dd/yy	–	08/30/11	08/29/11	08/29/11	08/29/11	08/29/11	08/29/11	08/29/11	07/18/11	07/18/11	07/18/11	07/20/11	07/26/11	07/13/11	07/20/11	07/20/11
1,3-Dichlorobenzene	µg/kg	–	<3,000	<150	<150	<150	<300	<1,500	<300	<450	<150	<150	<150	<150	<1,500	<7,500	<150
1,4-Dichlorobenzene	µg/kg	5.00E+01	<8,400	<420	<420	<420	<840	<4,200	<840	<1,300	<420	<420	<410	<410	<4,100	<21,000	<410
3,3-Dichlorobenzidine	µg/kg	–	<2,800	<140	<140	<140	<280	<1,400	<280	<420	<140	<140	<140	<140	<1,400	<7,000	<140
2,4-Dichlorophenol	µg/kg	–	<2,800 R	<140	<140	<140	<280	<1,400	<280 R	<420	<140	<140	<140	<140	<1,400	<7,000	<140
Diethyl phthalate	µg/kg	–	<3,400	<170	<170	<170	<340	<1,700	<340	<510	<170	<170	<170	<170	<1,700	<8,500	<170
Dimethyl phthalate	µg/kg	–	<b>33,700</b>	<180	<180	<180	<360	<1,800	<360	<540	<180	<180	<170	<180	<1,800	<9,000	<180
2,4-Dimethylphenol	µg/kg	–	<3,000 R	<150	<150	<150	<300	<1,500	<300 R	<b>617 J</b>	<150	<150	<150	<150	<1,500	<b>7,560 J</b>	<150
4,6-Dinitro-2-methylphenol	µg/kg	–	<21,000	<1,000	<1,000	<1,000	<2,100	<10,000	<2,100	<3,100	<1,000	<1,000	<1,000 J	<1,000	<10,000	<52,000	<1,000
2,4-Dinitrophenol	µg/kg	–	<17,000 R	<850	<850	<850	<1,700	<8,500	<1,700 R	<2,600	<850	<840	<830	<830	<8,300	<43,000	<830
2,4-Dinitrotoluene	µg/kg	–	<9,200	<460	<460	<460	<920	<4,600	<920	<1,400	<460	<460	<450	<450	<4,500	<23,000	<450
2,6-Dinitrotoluene	µg/kg	–	<6,400	<320	<320	<320	<640	<3,200	<640	<960	<320	<320	<310	<310	<3,100	<16,000	<310
Di-n-octyl phthalate	µg/kg	–	<b>1,350,000</b>	<130	<130	<b>3,860</b>	<260	<b>8,000</b>	<260	<b>10,300</b>	<130	<130	<130	<130	<1,300	<6,500	<130
Diphenylamine	µg/kg	–	<b>4,570 J</b>	<120	<120	<120	<240	<1,200	<240	<360	<120	<120	<120	<120	<1,200	<6,000	<120
Fluoranthene	µg/kg	2.40E+07	<b>2,310 J</b>	<100	<100	<100	<200	<1,000	<200	<300	<100	<99	<97	<98	<980	<5,000	<98
Fluorene	µg/kg	–	<3,600	<180	<180	<180	<360	<1,800	<360	<540	<180	<180	<170	<180	<1,800	<9,000	<180
Hexachlorobenzene	µg/kg	–	<2,600	<130	<130	<130	<260	<b>2,420 J</b>	<260	<390	<130	<130	<130	<130	<1,300	<6,500	<130
Hexachlorobutadiene	µg/kg	2.50E+04	<3,800	<190	<190	<190	<380	<1,900	<380	<570	<190	<190	<180	<190	<1,900	<9,500	<190
Hexachlorocyclopentadiene	µg/kg	4.10E+06	<2,800	<140	<140	<140	<280	<1,400	<280	<420	<140	<140	<140	<140	<1,400	<7,000	<140
Hexachloroethane	µg/kg	–	<3,200	<160	<160	<160	<320	<1,600	<320	<480	<160	<160	<160	<160	<1,600	<8,000	<160
Indeno(1,2,3-c,d)pyrene	µg/kg	–	<2,800	<140	<140	<140	<280	<1,400	<280	<420	<140	<140	<140	<140	<1,400	<7,000	<140
Isophorone	µg/kg	2.00E+06	<b>1,770,000</b>	<170	<170	<170	<340	<1,700	<b>641 J</b>	<b>1,100 J</b>	<170	<170	<170	<170	<1,700	<b>10,300 J</b>	<170
1-Methylnaphthalene	µg/kg	–	<b>12,700</b>	<160	<160	<160	<320	<b>4,320 J</b>	<320	<480	<160	<160	<160	<160	<1,600	<8,000	<160
2-Methylnaphthalene	µg/kg	2.40E+06	<b>27,100</b>	<160	<160	<b>215 J</b>	<320	<b>8,370</b>	<320	<b>740 J</b>	<160	<160	<160	<160	<1,600	<8,000	<160
2-Methylphenol (o-cresol)	µg/kg	3.40E+07	<3,400 R	<170	<170	<170	<340	<1,700	<340 R	<510	<170	<170	<170	<170	<1,700	<8,500	<170
3- & 4-Methylphenol	µg/kg	3.40E+06	–	–	–	–	–	–	–	–	–	–	–	–	–	–	–
Naphthalene	µg/kg	3.50E+02	<b>194,000</b>	<170	<170	<b>1,870</b>	<340	<b>8,340</b>	<340	<b>4,400</b>	<170	<170	<170	<170	<1,700	<8,500	<170
2-Nitroaniline	µg/kg	–	<2,400	<120	<120	<120	<240	<1,200	<240	<360	<120	<120	<120	<120	<1,200	<6,000	<120
3-Nitroaniline	µg/kg	–	<2,400	<120	<120	<120	<240	<1,200	<240	<360	<120	<120	<120	<120	<1,200	<6,000	<120
4-Nitroaniline	µg/kg	–	<6,000	<300	<300	<300	<600	<3,000	<600	<900	<300	<300	<290	<290	<2,900	<15,000	<290
Nitrobenzene	µg/kg	–	<3,200	<160	<160	<160	<320	<1,600	<320	<480	<160	<160	<160	<160	<1,600	<8,000	<160

**Table 5. Soil Analytical Results - Semi-Volatile Organic Compounds (SVOCs)**

Parameter	Units	RBTC	Site Data														
			Sample ID	J20-0.5	J20-4.5	J20-8.5	J22-0.6	J22-5.0	J22-8.6	K19-1.0	K21-0.5	K21-0.5 <sup>(6)</sup>	K23-1.4	K27-0.5	L6-0.9	L20-0.7	L23-0.5
Sample ID	-	-	H22-6.0	J20-0.5	J20-4.5	J20-8.5	J22-0.6	J22-5.0	J22-8.6	K19-1.0	K21-0.5	K21-0.5 <sup>(6)</sup>	K23-1.4	K27-0.5	L6-0.9	L20-0.7	L23-0.5
Location	-	-	H22	J20	J20	J20	J22	J22	J22	K19	K21	K21	K23	K27	L6	L20	L23
Depth	feet bgs	-	6.0	0.5	4.5	8.5	0.6	5.0	8.6	1.0	0.5	0.5	1.4	0.5	0.9	0.7	0.5
Date	mm/dd/yy	-	08/30/11	08/29/11	08/29/11	08/29/11	08/29/11	08/29/11	08/29/11	07/18/11	07/18/11	07/18/11	07/20/11	07/26/11	07/13/11	07/20/11	07/20/11
2-Nitrophenol	µg/kg	-	<2,600 R	<130	<130	<130	<260	<1,300	<260 R	<390	<130	<130	<130	<130	<1,300	<6,500	<130
4-Nitrophenol	µg/kg	-	<25,000 R	<1,200	<1,200	<1,200	<2,500	<12,000	<2,500 R	<3,700	<1,200	<1,200	<1,200	<1,200	<12,000	<62,000	<1,200
N-Nitrosodimethylamine	µg/kg	-	<44,000	<2,200	<2,200	<2,200	<4,400	<22,000	<4,400	<6,600	<2,200	<2,200	<2,100	<2,200	<22,000	<110,000	<2,200
N-Nitroso-di-n-propylamine	µg/kg	-	<11,000	<550	<550	<550	<1,100	<5,500	<1,100	<1,700	<550	<540	<530	<540	<5,400	<28,000	<540
Pentachlorophenol	µg/kg	-	<8,400 R	<420	<420	<420	<840	<4,200	<840 R	<1,300	<420	<420	<410	<410	<4,100	<21,000	<410
Phenanthrene	µg/kg	-	<b>4,130 J</b>	<110	<110	<110	<220	<1,100	<220	<330	<110	<110	<110	<110	<1,100	<5,500	<110
Phenol	µg/kg	2.10E+08	<b>33,100 J</b>	<1,300	<1,300	<b>7,210</b>	<2,600	<13,000	<2,600 R	<3,900	<1,300	<1,300	<1,300	<1,300	<13,000	<65,000	<1,300
Pyrene	µg/kg	-	<14,000	<680	<680	<680	<1,400	<6,800	<1,400	<2,000	<680	<670	<660	<670	<6,700	<34,000	<670
Pyridine	µg/kg	-	<4,400	<220	<220	<220	<440	<2,200	<440	<660	<220	<220	<210	<220	<2,200	<11,000	<220
1,2,4-Trichlorobenzene	µg/kg	2.40E+03	<6,800	<340	<340	<340	<680	<3,400	<680	<1,000	<340	<340	<330	<330	<3,300	<17,000	<330
2,4,5-Trichlorophenol	µg/kg	-	<2,400 R	<120	<120	<120	<240	<1,200	<240 R	<360	<120	<120	<120	<120	<1,200	<6,000	<120
2,4,6-Trichlorophenol	µg/kg	-	<3,200 R	<160	<160	<160	<320	<1,600	<320 R	<480	<160	<160	<160	<160	<1,600	<8,000	<160

Notes:

- (1) Semi-Volatile Organic Compounds (SVOCs) analyzed using USEPA Method 8270C.
- (2) Laboratory data qualifiers are as follows.
  - J Indicates an estimated value.
  - R Indicates the result is unusable due to the quality of the data generated because certain criteria were not met. The analyte may or may not be present in the sample.
- (3)  Indicates an exceedance of the RBTC.
- (4) Bold font indicates a concentration detected at or above the method detection limit (MDL).
- (5) Sampling depths reported in feet below ground surface (feet bgs).
- (6) Sample is a field duplicate.
- Not applicable / not analyzed.

**Table 5. Soil Analytical Results - Semi-Volatile Organic Compounds (SVOCs)**

Parameter	Units	RBTC	Site Data														
			M2-0.9	M19-0.5	M22-0.5	N6-0.8	N7-0.3	N7-0.3 <sup>(6)</sup>	N17-2.0	N21-1.0	N25-0.9	OP19-1.3	OP3,4-1.0	OP3,4-1.0 <sup>(6)</sup>	OP 7,8-1.3	OP9-0.5	P1-0.8
Sample ID	–	–	M2	M19	M22	N6	N7	N7	N17	N21	N25	OP19	OP3,4	OP3,4	OP7,8	OP9	P1
Location	–	–	M2	M19	M22	N6	N7	N7	N17	N21	N25	OP19	OP3,4	OP3,4	OP7,8	OP9	P1
Depth	feet bgs	–	0.9	0.5	0.5	0.8	0.3	0.3	2.0	1.0	0.9	1.3	1.0	1.0	1.3	0.5	0.8
Date	mm/dd/yy	–	07/13/11	07/20/11	07/20/11	07/13/11	07/19/11	07/19/11	07/18/11	07/20/11	07/22/11	07/21/11	07/13/11	07/13/11	07/19/11	07/19/11	07/12/11
Acenaphthene	µg/kg	–	<4,900	<25,000	<490	<5,000	<500	<500	<500	<25,000	<500	<500	<500	<500	<500	<490	<3,000
Acenaphthylene	µg/kg	–	<2,000	<9,900	<190	<2,000	<200	<200	<200	<9,800	<200	<200	<200	<200	<200	<200	<1,200
Aniline	µg/kg	–	<1,400	<6,900	<140	<1,400	<140	<140	<140 J	<6,900	<140	<140	<140	<140	<140	<140	<830
Anthracene	µg/kg	–	<980	<5,000	<97	<990	<100	<99	<100	<4,900	<100	<99	<100	<100	<99	<98	<590
Azobenzene	µg/kg	–	<1,700	<8,400	<170	<1,700	<170	<170	<170	<8,300	<170	<170	<170	<170	<170	<170	<1,000
Benzidine	µg/kg	–	<7,200	<36,000	<710	<7,200	<730	<720	<730 R	<36,000	<730	<720	<730	<730	<720	<720	<4,300
Benzo(a)anthracene	µg/kg	–	<690	<3,500	<68	<690	<70	<69	<70	<3,400	<70	<69	<70	<70	<69	<69	<420
Benzo(a)pyrene	µg/kg	–	<880	<4,500	<87	<890	<90	<89	<90	<4,400	<90	<89	<90	<90	<89	<88	<530
Benzo(b)fluoranthene	µg/kg	–	<590	<3,000	<58	<590	<60	<59	<60	<2,900	<60	<59	<60	<60	<59	<59	<360
Benzo(g,h,i)perylene	µg/kg	–	<1,500	<7,400	<150	<1,500	<150	<150	<150	<7,400	<150	<150	<150	<150	<150	<150	<890
Benzo(k)fluoranthene	µg/kg	–	<1,200	<5,900	<120	<1,200	<120	<120	<120	<5,900	<120	<120	<120	<120	<120	<120	<710
Benzoic acid	µg/kg	–	<8,700	<44,000	<860	<8,800	<890	<880	<b>2,030 J</b>	<44,000	<890	<880	<890	<890	<880	<b>1,220</b>	<5,300
Benzyl alcohol	µg/kg	–	<1,600	<7,900	<160	<1,600	<160	<160	<160	<7,800	<160	<160	<160	<160	<160	<160	<950
Bis(2-chloro-1-methylethyl) ether	µg/kg	–	<2,600	<13,000	<260	<2,700	<270	<270	<270	<13,000	<270	<270	<270	<270	<270	<260	<1,600
Bis(2-chloroethoxy)methane	µg/kg	2.10E+06	<1,800	<8,900	<170	<1,800	<180	<180	<180	<8,800	<180	<180	<180	<180	<180	<180	<1,100
Bis(2-chloroethyl)ether	µg/kg	5.50E+01	<2,300	<11,000	<220	<2,300	<230	<230	<230	<11,000	<230	<230	<230	<230	<230	<230	<1,400
Bis(2-ethylhexyl)phthalate	µg/kg	1.40E+05	<2,200	<b>51,600</b>	<b>808</b>	<2,200	<b>528</b>	<b>451 J</b>	<b>7,350 J</b>	<11,000	<b>3,270</b>	<b>1,470</b>	<220	<220	<b>358 J</b>	<b>1,290</b>	<1,300
4-Bromophenyl phenyl ether	µg/kg	–	<1,500	<7,400	<150	<1,500	<150	<150	<150	<7,400	<150	<150	<150	<150	<150	<150	<890
Butyl benzyl phthlate	µg/kg	1.00E+06	<1,100	<b>39,200</b>	<110	<1,100	<110	<110	<110	<5,400	<110	<b>207 J</b>	<110	<110	<110	<b>217 J</b>	<650
Carbazole	µg/kg	–	<780	<4,000	<78	<790	<80	<79	<80	<3,900	<80	<79	<80	<80	<79	<78	<480
p-Chloroaniline	µg/kg	9.60E+03	<1,400	<6,900	<140	<1,400	<140	<140	<140 J	<6,900	<140	<140	<140	<140	<140	<140	<830
4-Chloro-3-methylphenol	µg/kg	–	<4,100	<21,000	<410	<4,200 R	<420	<420	<420	<21,000	<420	<420	<420	<420	<420	<410	<2,500
Beta-Chloronaphthalene	µg/kg	–	<1,800	<8,900	<170	<1,800	<180	<180	<180	<8,800	<180	<180	<180	<180	<180	<180	<1,100
2-Chlorophenol	µg/kg	–	<6,700	<34,000	<660	<6,700 R	<680	<670	<680 J	<33,000	<680	<670	<680	<680	<670	<670	<4,000
4-Chlorophenyl phenyl ether	µg/kg	–	<1,900	<9,400	<180	<1,900	<190	<190	<190	<9,300	<190	<190	<190	<190	<190	<190	<1,100
Chrysene	µg/kg	–	<980	<5,000	<97	<990	<100	<99	<100	<4,900	<100	<99	<100	<100	<99	<98	<590
Dibenz(a,h)anthracene	µg/kg	–	<1,300	<6,400	<130	<1,300	<130	<130	<130	<6,400	<130	<130	<130	<130	<130	<130	<770
Dibenzofuran	µg/kg	–	<1,600	<7,900	<160	<1,600	<160	<160	<160	<7,800	<160	<160	<160	<160	<160	<160	<950
Dibutyl phthalate	µg/kg	6.80E+07	<980	<b>8,830 J</b>	<97	<990	<100	<99	<100	<4,900	<100	<b>222 J</b>	<100	<100	<99	<b>141 J</b>	<590
1,2-Dichlorobenzene	µg/kg	5.10E+04	<1,600	<7,900	<160	<1,600	<160	<b>316 J</b>	<160	<7,800	<160	<160	<160	<160	<160	<160	<950

**Table 5. Soil Analytical Results - Semi-Volatile Organic Compounds (SVOCs)**

Parameter	Units	RBTC	Site Data														
			M2-0.9	M19-0.5	M22-0.5	N6-0.8	N7-0.3	N7-0.3 <sup>(6)</sup>	N17-2.0	N21-1.0	N25-0.9	OP19-1.3	OP3,4-1.0	OP3,4-1.0 <sup>(6)</sup>	OP 7,8-1.3	OP9-0.5	P1-0.8
Sample ID	–	–	M2	M19	M22	N6	N7	N7	N17	N21	N25	OP19	OP3,4	OP3,4	OP7,8	OP9	P1
Location	–	–	M2	M19	M22	N6	N7	N7	N17	N21	N25	OP19	OP3,4	OP3,4	OP7,8	OP9	P1
Depth	feet bgs	–	0.9	0.5	0.5	0.8	0.3	0.3	2.0	1.0	0.9	1.3	1.0	1.0	1.3	0.5	0.8
Date	mm/dd/yy	–	07/13/11	07/20/11	07/20/11	07/13/11	07/19/11	07/19/11	07/18/11	07/20/11	07/22/11	07/21/11	07/13/11	07/13/11	07/19/11	07/19/11	07/12/11
1,3-Dichlorobenzene	µg/kg	–	<1,500	<7,400	<150	<1,500	<150	<150	<150	<7,400	<150	<150	<150	<150	<150	<150	<890
1,4-Dichlorobenzene	µg/kg	5.00E+01	<4,100	<21,000	<410	<4,200	<420	<420	<420	<21,000	<420	<420	<420	<420	<420	<410	<2,500
3,3-Dichlorobenzidine	µg/kg	–	<1,400	<6,900	<140	<1,400	<140	<140	<140	<6,900	<140	<140	<140	<140	<140	<140	<830
2,4-Dichlorophenol	µg/kg	–	<1,400	<6,900	<140	<1,400 R	<140	<140	<140	<6,900	<140	<140	<140	<140	<140	<140	<830
Diethyl phthalate	µg/kg	–	<1,700	<8,400	<170	<1,700	<170	<170	<170	<8,300	<170	<170	<170	<170	<170	<170	<1,000
Dimethyl phthalate	µg/kg	–	<1,800	<8,900	<170	<1,800	<180	<180	<180	<8,800	<180	<180	<180	<180	<180	<180	<1,100
2,4-Dimethylphenol	µg/kg	–	<1,500	<7,400	<150	<1,500 R	<150	<b>213 J</b>	<150	<7,400	<150	<150	<150	<150	<150	<150	<890
4,6-Dinitro-2-methylphenol	µg/kg	–	<10,000	<51,000	<1,000	<10,000	<1,000	<1,000	<1,000	<50,000	<1,000	<1,000	<1,000	<1,000	<1,000	<1,000	<6,100
2,4-Dinitrophenol	µg/kg	–	<8,300	<42,000	<830	<8,400 R	<850	<840	<850	<42,000	<850	<840	<850	<850	<840	<830	<5,000
2,4-Dinitrotoluene	µg/kg	–	<4,500	<23,000	<450	<4,600	<460	<460	<460	<23,000	<460	<460	<460	<460	<460	<450	<2,700
2,6-Dinitrotoluene	µg/kg	–	<3,100	<16,000	<310	<3,200	<320	<320	<320	<16,000	<320	<320	<320	<320	<320	<310	<1,900
Di-n-octyl phthalate	µg/kg	–	<1,300	<6,400	<b>139 J</b>	<1,300	<130	<130	<b>3,930 J</b>	<6,400	<b>608</b>	<b>2,060</b>	<130	<130	<130	<b>299 J</b>	<770
Diphenylamine	µg/kg	–	<1,200	<5,900	<120	<1,200	<120	<120	<120	<5,900	<120	<120	<120	<120	<120	<120	<710
Fluoranthene	µg/kg	2.40E+07	<980	<5,000	<97	<990	<100	<99	<100	<4,900	<100	<99	<100	<100	<99	<98	<590
Fluorene	µg/kg	–	<1,800	<8,900	<170	<1,800	<180	<180	<180	<8,800	<180	<180	<180	<180	<180	<180	<1,100
Hexachlorobenzene	µg/kg	–	<1,300	<6,400	<130	<1,300	<130	<130	<130	<6,400	<130	<130	<130	<130	<130	<130	<770
Hexachlorobutadiene	µg/kg	2.50E+04	<1,900	<9,400	<180	<1,900	<190	<190	<190	<9,300	<190	<190	<190	<190	<190	<190	<1,100
Hexachlorocyclopentadiene	µg/kg	4.10E+06	<1,400	<6,900	<140	<1,400	<140	<140	<140	<6,900	<140	<140	<140	<140	<140	<140	<830
Hexachloroethane	µg/kg	–	<1,600	<7,900	<160	<1,600	<160	<160	<160	<7,800	<160	<160	<160	<160	<160	<160	<950
Indeno(1,2,3-c,d)pyrene	µg/kg	–	<1,400	<6,900	<140	<1,400	<140	<140	<140	<6,900	<140	<140	<140	<140	<140	<140	<830
Isophorone	µg/kg	2.00E+06	<1,700	<b>43,700</b>	<170	<1,700	<170	<170	<170	<8,300	<170	<170	<170	<170	<170	<170	<1,000
1-Methylnaphthalene	µg/kg	–	<1,600	<7,900	<160	<1,600	<160	<b>184 J</b>	<160	<7,800	<160	<160	<160	<160	<160	<b>325 J</b>	<950
2-Methylnaphthalene	µg/kg	2.40E+06	<1,600	<7,900	<160	<1,600	<b>269 J</b>	<b>332 J</b>	<160	<7,800	<160	<160	<160	<160	<160	<b>508</b>	<950
2-Methylphenol (o-cresol)	µg/kg	3.40E+07	<1,700	<8,400	<170	<1,700 R	<170	<b>748</b>	<b>222 J</b>	<8,300	<170	<170	<170	<170	<170	<170	<1,000
3- & 4-Methylphenol	µg/kg	3.40E+06	–	–	–	–	–	–	–	–	–	–	–	–	–	–	–
Naphthalene	µg/kg	3.50E+02	<1,700	<8,400	<170	<1,700	<b>644</b>	<b>1,120</b>	<170	<8,300	<170	<b>216 J</b>	<170	<170	<170	<b>756</b>	<1,000
2-Nitroaniline	µg/kg	–	<1,200	<5,900	<120	<1,200	<120	<120	<120	<5,900	<120	<120	<120	<120	<120	<120	<710
3-Nitroaniline	µg/kg	–	<1,200	<5,900	<120	<1,200	<120	<120	<120	<5,900	<120	<120	<120	<120	<120	<120	<710
4-Nitroaniline	µg/kg	–	<2,900	<15,000	<290	<3,000	<300	<300	<300	<15,000	<300	<300	<300	<300	<300	<290	<1,800
Nitrobenzene	µg/kg	–	<1,600	<7,900	<160	<1,600	<160	<160	<160	<7,800	<160	<160	<160	<160	<160	<160	<950



**Table 5. Soil Analytical Results - Semi-Volatile Organic Compounds (SVOCs)**

Parameter	Units	RBTC	Site Data														
			M2-0.9	M19-0.5	M22-0.5	N6-0.8	N7-0.3	N7-0.3 <sup>(6)</sup>	N17-2.0	N21-1.0	N25-0.9	OP19-1.3	OP3,4-1.0	OP3,4-1.0 <sup>(6)</sup>	OP 7,8-1.3	OP9-0.5	P1-0.8
Sample ID	-	-	M2	M19	M22	N6	N7	N7	N17	N21	N25	OP19	OP3,4	OP3,4	OP7,8	OP9	P1
Location	-	-	M2	M19	M22	N6	N7	N7	N17	N21	N25	OP19	OP3,4	OP3,4	OP7,8	OP9	P1
Depth	feet bgs	-	0.9	0.5	0.5	0.8	0.3	0.3	2.0	1.0	0.9	1.3	1.0	1.0	1.3	0.5	0.8
Date	mm/dd/yy	-	07/13/11	07/20/11	07/20/11	07/13/11	07/19/11	07/19/11	07/18/11	07/20/11	07/22/11	07/21/11	07/13/11	07/13/11	07/19/11	07/19/11	07/12/11
2-Nitrophenol	µg/kg	-	<1,300	<6,400	<130	<1,300 R	<130	<130	<130	<6,400	<130	<130	<130	<130	<130	<130	<770
4-Nitrophenol	µg/kg	-	<12,000	<61,000	<1,200	<12,000 R	<1,200	<1,200	<1,200	<60,000	<1,200	<1,200	<1,200	<1,200	<1,200	<1,200	<7,300
N-Nitrosodimethylamine	µg/kg	-	<22,000	<110,000	<2,100	<22,000	<2,200	<2,200	<2,200	<110,000	<2,200	<2,200	<2,200	<2,200	<2,200	<2,200	<13,000
N-Nitroso-di-n-propylamine	µg/kg	-	<5,400	<27,000	<530	<5,400	<550	<540	<550	<27,000	<550	<540	<550	<550	<540	<540	<3,300
Pentachlorophenol	µg/kg	-	<4,100	<21,000	<410	<4,200 R	<420	<420	<420	<21,000	<420	<420	<420	<420	<420	<410	<2,500
Phenanthrene	µg/kg	-	<1,100	<5,400	<110	<1,100	<110	<110	<110	<5,400	<b>194 J</b>	<110	<110	<110	<110	<b>213 J</b>	<650
Phenol	µg/kg	2.10E+08	<13,000	<64,000	<1,300	<13,000 R	<1,300	<1,300	<b>2,950 J</b>	<64,000	<1,300	<1,300	<1,300	<1,300	<1,300	<1,300	<7,700
Pyrene	µg/kg	-	<6,700	<34,000	<660	<6,700	<680	<670	<680	<33,000	<680	<670	<680	<680	<670	<670	<4,000
Pyridine	µg/kg	-	<2,200	<11,000	<210	<2,200	<220	<220	<220	<11,000	<220	<220	<220	<220	<220	<220	<1,300
1,2,4-Trichlorobenzene	µg/kg	2.40E+03	<3,300	<17,000	<330	<3,400	<340	<340	<340	<17,000	<340	<340	<340	<340	<340	<330	<2,000
2,4,5-Trichlorophenol	µg/kg	-	<1,200	<5,900	<120	<1,200 R	<120	<120	<120	<5,900	<120	<120	<120	<120	<120	<120	<710
2,4,6-Trichlorophenol	µg/kg	-	<1,600	<7,900	<160	<1,600 R	<160	<160	<160	<7,800	<160	<160	<160	<160	<160	<160	<950

Notes:

- (1) Semi-Volatile Organic Compounds (SVOCs) analyzed using USEPA Method 8270C.
  - (2) Laboratory data qualifiers are as follows.
    - J Indicates an estimated value.
    - R Indicates the result is unusable due to the quality of the data generated because certain criteria were not met. The analyte may or may not be present in the sample.
  - (3)  Indicates an exceedance of the RBTC.
  - (4) Bold font indicates a concentration detected at or above the method detection limit (MDL).
  - (5) Sampling depths reported in feet below ground surface (feet bgs).
  - (6) Sample is a field duplicate.
- Not applicable / not analyzed.

**Table 5. Soil Analytical Results - Semi-Volatile Organic Compounds (SVOCs)**

Parameter	Units	RBTC	Site Data														
			P6-1.0	P17-0.5	P23-3.7	P25-2.7	P27-0.9	P27-0.9 <sup>(6)</sup>	P27-5.0	P27-6.4	PQ4,5-1.0	Q17-1.9	Q20-1.1	QR3,4-1.0	QR 7,8-1.0	R6-0.5	R10-0.5
Sample ID	-	-	P6	P17	P23	P25	P27	P27	P27	P27	PQ4,5	Q17	Q20	QR3,4	QR7,8	R6	R10
Location	-	-	P6	P17	P23	P25	P27	P27	P27	P27	PQ4,5	Q17	Q20	QR3,4	QR7,8	R6	R10
Depth	feet bgs	-	1.0	0.5	3.7	2.7	0.9	0.9	5.0	6.4	1.0	1.9	1.1	1.0	1.0	0.5	0.5
Date	mm/dd/yy	-	07/13/11	07/18/11	07/22/11	07/26/11	07/21/11	07/21/11	07/21/11	07/21/11	07/13/11	07/21/11	07/21/11	07/13/11	07/19/11	07/14/11	07/14/11
Acenaphthene	µg/kg	-	<5,000	<500	<500	<490	<980	<7,400	<500	<500	<500	<500	<500	<490	<490	<2,400	<490
Acenaphthylene	µg/kg	-	<2,000	<200	<200	<190	<390	<2,900	<200	<200	<200	<200	<200	<200	<190	<970	<200
Aniline	µg/kg	-	<1,400	<140	<140	<140	<270	<2,100	<140	<140	<140	<140	<140	<140	<140	<680	<140
Anthracene	µg/kg	-	<990	<100	<100	<97	<200	<1,500	<100	<99	<100	<99	<99	<98	<97	<490	<98
Azobenzene	µg/kg	-	<1,700	<170	<170	<170	<330	<2,500	<170	<170	<170	<170	<170	<170	<170	<830	<170
Benzidine	µg/kg	-	<7,200	<730	<730	<710	<1,400	<11,000	<730	<720	<730	<720	<720	<720	<710	<3,500	<720
Benzo(a)anthracene	µg/kg	-	<690	<70	<70	<68	<140	<1,000	<70	<69	<70	<69	<69	<69	<68	<340	<69
Benzo(a)pyrene	µg/kg	-	<890	<90	<90	<87	<180	<1,300	<90	<89	<90	<89	<89	<88	<87	<440	<88
Benzo(b)fluoranthene	µg/kg	-	<590	<60	<60	<58	<120	<880	<60	<59	<60	<59	<59	<59	<58	<290	<59
Benzo(g,h,i)perylene	µg/kg	-	<1,500	<150	<150	<150	<290	<2,200	<150	<150	<150	<150	<150	<150	<150	<730	<150
Benzo(k)fluoranthene	µg/kg	-	<1,200	<120	<120	<120	<240	<1,800	<120	<120	<120	<120	<120	<120	<120	<580	<120
Benzoic acid	µg/kg	-	<8,800	<890	<890	<860	<1,700	<13,000	<890	<880	<890	<880	<880	<870	<860	<4,300	<870
Benzyl alcohol	µg/kg	-	<1,600	<160	<160	<160	<310	<2,400	<160	<160	<160	<160	<160	<160	<160	<780	<160
Bis(2-chloro-1-methylethyl) ether	µg/kg	-	<2,700	<270	<270	<260	<530	<4,000	<270	<270	<270	<270	<270	<260	<260	<1,300	<260
Bis(2-chloroethoxy)methane	µg/kg	2.10E+06	<1,800	<180	<180	<170	<350	<2,600	<180	<180	<180	<180	<180	<180	<170	<870	<180
Bis(2-chloroethyl)ether	µg/kg	5.50E+01	<2,300	<230	<230	<220	<450	<3,400	<230	<230	<230	<230	<230	<230	<220	<1,100	<230
Bis(2-ethylhexyl)phthalate	µg/kg	1.40E+05	<b>3,650 J</b>	<220	<220	<210	<430	<3,200	<220	<220	<220	<220	<b>311 J</b>	<220	<b>8,730</b>	<b>3,280</b>	<220
4-Bromophenyl phenyl ether	µg/kg	-	<1,500	<150	<150	<150	<290	<2,200	<150	<150	<150	<150	<150	<150	<150	<730	<150
Butyl benzyl phthlate	µg/kg	1.00E+06	<1,100	<110	<110	<110	<220	<1,600	<110	<110	<110	<110	<110	<110	<110	<530	<110
Carbazole	µg/kg	-	<790	<80	<80	<78	<160	<1,200	<80	<79	<80	<79	<79	<78	<78	<390	<78
p-Chloroaniline	µg/kg	9.60E+03	<1,400	<140	<140	<140	<270	<2,100	<140	<140	<140	<140	<140	<140	<140	<680	<140
4-Chloro-3-methylphenol	µg/kg	-	<4,200	<420	<420	<410	<820	<6,200	<420	<420	<420	<420 R	<420	<410	<410	<2,000	<410
Beta-Chloronaphthalene	µg/kg	-	<1,800	<180	<180	<170	<350	<2,600	<180	<180	<180	<180	<180	<180	<170	<870	<180
2-Chlorophenol	µg/kg	-	<6,700	<680	<680	<660	<1,300	<10,000	<680	<670	<680	<670 R	<670	<670	<660	<3,300	<670
4-Chlorophenyl phenyl ether	µg/kg	-	<1,900	<190	<190	<180	<370	<2,800	<190	<190	<190	<190	<190	<190	<180	<920	<190
Chrysene	µg/kg	-	<990	<100	<100	<97	<200	<1,500	<100	<99	<100	<99	<99	<98	<97	<490	<98
Dibenz(a,h)anthracene	µg/kg	-	<1,300	<130	<130	<130	<250	<1,900	<130	<130	<130	<130	<130	<130	<130	<630	<130
Dibenzofuran	µg/kg	-	<1,600	<160	<160	<160	<310	<2,400	<160	<160	<160	<160	<160	<160	<160	<780	<160
Dibutyl phthalate	µg/kg	6.80E+07	<990	<100	<100	<97	<200	<1,500	<100	<99	<100	<99	<b>129 J</b>	<98	<97	<490	<98
1,2-Dichlorobenzene	µg/kg	5.10E+04	<1,600	<160	<160	<160	<310	<2,400	<160	<160	<160	<160	<160	<160	<160	<780	<160

**Table 5. Soil Analytical Results - Semi-Volatile Organic Compounds (SVOCs)**

Parameter	Units	RBTC	Site Data														
			Sample ID	P6-1.0	P17-0.5	P23-3.7	P25-2.7	P27-0.9	P27-0.9 <sup>(6)</sup>	P27-5.0	P27-6.4	PQ4,5-1.0	Q17-1.9	Q20-1.1	QR3,4-1.0	QR 7,8-1.0	R6-0.5
Location	–	–	P6	P17	P23	P25	P27	P27	P27	P27	PQ4,5	Q17	Q20	QR3,4	QR7,8	R6	R10
Depth	feet bgs	–	1.0	0.5	3.7	2.7	0.9	0.9	5.0	6.4	1.0	1.9	1.1	1.0	1.0	0.5	0.5
Date	mm/dd/yy	–	07/13/11	07/18/11	07/22/11	07/26/11	07/21/11	07/21/11	07/21/11	07/21/11	07/13/11	07/21/11	07/21/11	07/13/11	07/19/11	07/14/11	07/14/11
1,3-Dichlorobenzene	µg/kg	–	<1,500	<150	<150	<150	<290	<2,200	<150	<150	<150	<150	<150	<150	<150	<730	<150
1,4-Dichlorobenzene	µg/kg	5.00E+01	<4,200	<420	<420	<410	<820	<6,200	<420	<420	<420	<420	<420	<410	<410	<2,000	<410
3,3-Dichlorobenzidine	µg/kg	–	<1,400	<140	<140	<140	<270	<2,100	<140	<140	<140	<140	<140	<140	<140	<680	<140
2,4-Dichlorophenol	µg/kg	–	<1,400	<140	<140	<140	<270	<2,100	<140	<140	<140	<140 R	<140	<140	<140	<680	<140
Diethyl phthalate	µg/kg	–	<1,700	<170	<170	<170	<330	<2,500	<170	<170	<170	<170	<170	<170	<170	<830	<170
Dimethyl phthalate	µg/kg	–	<1,800	<180	<180	<170	<350	<2,600	<180	<180	<180	<180	<180	<180	<170	<870	<180
2,4-Dimethylphenol	µg/kg	–	<1,500	<150	<150	<150	<290	<2,200	<150	<150	<150	<150 R	<150	<150	<150	<730	<150
4,6-Dinitro-2-methylphenol	µg/kg	–	<10,000	<1,000	<1,000	<1,000	<2,000	<15,000	<1,000	<1,000	<1,000	<1,000	<1,000	<1,000	<1,000	<5,000	<1,000
2,4-Dinitrophenol	µg/kg	–	<8,400	<850	<850	<830	<1,700	<13,000	<850	<840	<850	<840 R	<840	<830	<830	<4,100	<830
2,4-Dinitrotoluene	µg/kg	–	<4,600	<460	<460	<450	<900	<6,800	<460	<460	<460	<460	<460	<450	<450	<2,200	<450
2,6-Dinitrotoluene	µg/kg	–	<3,200	<320	<320	<310	<630	<4,700	<320	<320	<320	<320	<320	<310	<310	<1,600	<310
Di-n-octyl phthalate	µg/kg	–	<1,300	<130	<130	<130	<250	<1,900	<130	<130	<130	<130	<130	<130	<b>432 J</b>	<630	<130
Diphenylamine	µg/kg	–	<1,200	<120	<120	<120	<240	<1,800	<120	<120	<120	<120	<120	<120	<120	<580	<120
Fluoranthene	µg/kg	2.40E+07	<990	<100	<100	<97	<200	<1,500	<100	<99	<100	<99	<99	<98	<97	<490	<98
Fluorene	µg/kg	–	<1,800	<180	<180	<170	<350	<2,600	<180	<180	<180	<180	<180	<180	<170	<870	<180
Hexachlorobenzene	µg/kg	–	<1,300	<130	<130	<130	<250	<1,900	<130	<130	<130	<130	<130	<130	<130	<630	<130
Hexachlorobutadiene	µg/kg	2.50E+04	<1,900	<190	<190	<180	<370	<2,800	<190	<190	<190	<190	<190	<190	<180	<920	<190
Hexachlorocyclopentadiene	µg/kg	4.10E+06	<1,400	<140	<140	<140	<270	<2,100	<140	<140	<140	<140	<140	<140	<140	<680	<140
Hexachloroethane	µg/kg	–	<1,600	<160	<160	<160	<310	<2,400	<160	<160	<160	<160	<160	<160	<160	<780	<160
Indeno(1,2,3-c,d)pyrene	µg/kg	–	<1,400	<140	<140	<140	<270	<2,100	<140	<140	<140	<140	<140	<140	<140	<680	<140
Isophorone	µg/kg	2.00E+06	<1,700	<170	<170	<170	<330	<2,500	<170	<170	<170	<170	<b>319 J</b>	<170	<170	<830	<170
1-Methylnaphthalene	µg/kg	–	<1,600	<160	<160	<160	<310	<2,400	<160	<160	<160	<160	<160	<160	<160	<780	<160
2-Methylnaphthalene	µg/kg	2.40E+06	<1,600	<160	<160	<160	<310	<2,400	<160	<160	<160	<b>184 J</b>	<160	<160	<160	<780	<160
2-Methylphenol (o-cresol)	µg/kg	3.40E+07	<1,700	<170	<170	<170	<330	<2,500	<170	<170	<170	<b>211 J</b>	<170	<170	<170	<830	<170
3- & 4-Methylphenol	µg/kg	3.40E+06	–	–	–	–	–	–	–	–	–	–	–	–	–	–	–
Naphthalene	µg/kg	3.50E+02	<1,700	<170	<170	<170	<330	<2,500	<170	<170	<170	<b>2,220</b>	<170	<170	<170	<830	<170
2-Nitroaniline	µg/kg	–	<1,200	<120	<120	<120	<240	<1,800	<120	<120	<120	<120	<120	<120	<120	<580	<120
3-Nitroaniline	µg/kg	–	<1,200	<120	<120	<120	<240	<1,800	<120	<120	<120	<120	<120	<120	<120	<580	<120
4-Nitroaniline	µg/kg	–	<3,000	<300	<300	<290	<590	<4,400	<300	<300	<300	<300	<300	<290	<290	<1,500	<290
Nitrobenzene	µg/kg	–	<1,600	<160	<160	<160	<310	<2,400	<160	<160	<160	<160	<160	<160	<160	<780	<160

**Table 5. Soil Analytical Results - Semi-Volatile Organic Compounds (SVOCs)**

Parameter	Units	RBTC	Site Data														
			P6-1.0	P17-0.5	P23-3.7	P25-2.7	P27-0.9	P27-0.9 <sup>(6)</sup>	P27-5.0	P27-6.4	PQ4,5-1.0	Q17-1.9	Q20-1.1	QR3,4-1.0	QR 7,8-1.0	R6-0.5	R10-0.5
Sample ID	-	-	P6	P17	P23	P25	P27	P27	P27	P27	PQ4,5	Q17	Q20	QR3,4	QR7,8	R6	R10
Location	-	-															
Depth	feet bgs	-	1.0	0.5	3.7	2.7	0.9	0.9	5.0	6.4	1.0	1.9	1.1	1.0	1.0	0.5	0.5
Date	mm/dd/yy	-	07/13/11	07/18/11	07/22/11	07/26/11	07/21/11	07/21/11	07/21/11	07/21/11	07/13/11	07/21/11	07/21/11	07/13/11	07/19/11	07/14/11	07/14/11
2-Nitrophenol	µg/kg	-	<1,300	<130	<130	<130	<250	<1,900	<130	<130	<130	<130 R	<130	<130	<130	<630	<130
4-Nitrophenol	µg/kg	-	<12,000	<1,200	<1,200	<1,200	<2,400	<18,000	<1,200	<1,200	<1,200	<1,200 R	<1,200	<1,200	<1,200	<6,000	<1,200
N-Nitrosodimethylamine	µg/kg	-	<22,000	<2,200	<2,200	<2,100	<4,300	<32,000	<2,200	<2,200	<2,200	<2,200	<2,200	<2,200	<2,100	<11,000	<2,200
N-Nitroso-di-n-propylamine	µg/kg	-	<5,400	<550	<550	<530	<1,100	<8,100	<550	<540	<550	<540	<540	<540	<530	<2,700	<540
Pentachlorophenol	µg/kg	-	<4,200	<420	<420	<410	<820	<6,200	<420	<420	<420	<420 R	<420	<410	<410	<2,000	<410
Phenanthrene	µg/kg	-	<1,100	<110	<110	<110	<220	<1,600	<110	<110	<110	<110	<110	<110	<110	<530	<110
Phenol	µg/kg	2.10E+08	<13,000	<1,300	<1,300	<1,300	<2,500	<19,000	<1,300	<1,300	<1,300	<1,300 R	<1,300	<1,300	<1,300	<6,300	<1,300
Pyrene	µg/kg	-	<6,700	<680	<680	<660	<1,300	<10,000	<680	<670	<680	<670	<670	<670	<660	<3,300	<670
Pyridine	µg/kg	-	<2,200	<220	<220	<210	<430	<3,200	<220	<220	<220	<220	<220	<220	<210	<1,100	<220
1,2,4-Trichlorobenzene	µg/kg	2.40E+03	<3,400	<340	<340	<330	<670	<5,000	<340	<340	<340	<340	<340	<330	<330	<1,700	<330
2,4,5-Trichlorophenol	µg/kg	-	<1,200	<120	<120	<120	<240	<1,800	<120	<120	<120	<120 R	<120	<120	<120	<580	<120
2,4,6-Trichlorophenol	µg/kg	-	<1,600	<160	<160	<160	<310	<2,400	<160	<160	<160	<160 R	<160	<160	<160	<780	<160

Notes:

- (1) Semi-Volatile Organic Compounds (SVOCs) analyzed using USEPA Method 8270C.
- (2) Laboratory data qualifiers are as follows.
  - J Indicates an estimated value.
  - R Indicates the result is unusable due to the quality of the data generated because certain criteria were not met. The analyte may or may not be present in the sample.
- (3)  Indicates an exceedance of the RBTC.
- (4) Bold font indicates a concentration detected at or above the method detection limit (MDL).
- (5) Sampling depths reported in feet below ground surface (feet bgs).
- (6) Sample is a field duplicate.
- Not applicable / not analyzed.

**Table 5. Soil Analytical Results - Semi-Volatile Organic Compounds (SVOCs)**

Parameter	Units	RBTC	Site Data														
			R19-1.5	R25-0.5	S2-1.0	S17-1.0	S20-1.7	S22-0.8	S26-0.8	T8-0.5	T19-0.5	T21-0.5	U21-0.5	V5-1.0	V11-0.7	V11-3.2	V11-6.2
Sample ID	-	-	R19	R25	S2	S17	S20	S22	S26	T8	T19	T21	U21	V5	V11	V11	V11
Location	-	-	1.5	0.5	1.0	1.0	1.7	0.8	0.8	0.5	0.5	0.5	0.5	1.0	0.7	3.2	6.2
Depth	feet bgs	-	07/21/11	07/25/11	07/12/11	07/21/11	07/15/11	07/21/11	07/21/11	07/12/11	07/14/11	07/14/11	07/14/11	07/12/11	07/12/11	07/12/11	07/12/11
Date	mm/dd/yy	-															
Acenaphthene	µg/kg	-	<500	<500	<15,000	<7,400	<490	<490	<490	<490	<490	<490	<2,000	<15,000	<500	<490	<490
Acenaphthylene	µg/kg	-	<200	<200	<5,900	<2,900	<190	<200	<200	<190	<190	<200	<790	<5,900	<200	<190	<190
Aniline	µg/kg	-	<140	<140	<4,100	<2,100	<140	<140	<140	<140	<140	<140	<550	<4,200	<140	<140	<140
Anthracene	µg/kg	-	<100	<100	<2,900	<1,500	<97	<98	<98	<97	<97	<98	<400	<3,000	<100	<97	<97
Azobenzene	µg/kg	-	<b>175 J</b>	<170	<5,000	<2,500	<170	<170	<170	<170	<170	<170	<670	<5,000	<170	<170	<170
Benzidine	µg/kg	-	<730	<730	<21,000	<11,000	<710	<720	<720	<710	<710	<720	<2,900	<22,000	<730	<710	<710
Benzo(a)anthracene	µg/kg	-	<70	<70	<2,100	<1,000	<68	<69	<69	<68	<68	<69	<280	<2,100	<70	<68	<68
Benzo(a)pyrene	µg/kg	-	<90	<90	<2,600	<1,300	<87	<88	<88	<87	<87	<88	<360	<2,700	<90	<87	<87
Benzo(b)fluoranthene	µg/kg	-	<60	<60	<1,800	<880	<58	<59	<59	<58	<58	<59	<240	<1,800	<60	<58	<58
Benzo(g,h,i)perylene	µg/kg	-	<150	<150	<4,400	<2,200	<150	<150	<150	<150	<150	<150	<590	<4,500	<150	<150	<150
Benzo(k)fluoranthene	µg/kg	-	<120	<120	<3,500	<1,800	<120	<120	<120	<120	<120	<120	<480	<3,600	<120	<120	<120
Benzoic acid	µg/kg	-	<890	<890	<26,000	<13,000	<860	<870	<870	<860	<860	<870	<3,500	<26,000	<890	<860	<860
Benzyl alcohol	µg/kg	-	<160	<160	<4,700	<2,400	<160	<160	<160	<160	<160	<160	<630	<4,800	<160	<160	<160
Bis(2-chloro-1-methylethyl) ether	µg/kg	-	<270	<270	<7,900	<4,000	<260	<260	<260	<260	<260	<260	<1,100	<8,000	<270	<260	<260
Bis(2-chloroethoxy)methane	µg/kg	2.10E+06	<180	<180	<5,300	<2,600	<170	<180	<180	<170	<170	<180	<710	<5,300	<180	<170	<170
Bis(2-chloroethyl)ether	µg/kg	5.50E+01	<230	<230	<6,800	<3,400	<220	<230	<230	<220	<220	<230	<910	<6,800	<230	<220	<220
Bis(2-ethylhexyl)phthalate	µg/kg	1.40E+05	<b>792</b>	<220	<6,500	<b>45,000</b>	<b>239 J</b>	<220	<220	<210	<b>3,200</b>	<220	<870	<6,500	<220	<210	<210
4-Bromophenyl phenyl ether	µg/kg	-	<150	<150	<4,400	<2,200	<150	<150	<150	<150	<150	<150	<590	<4,500	<150	<150	<150
Butyl benzyl phthlate	µg/kg	1.00E+06	<b>219 J</b>	<110	<3,200	<b>3,430 J</b>	<110	<110	<110	<110	<b>110 J</b>	<110	<440	<3,300	<110	<110	<110
Carbazole	µg/kg	-	<b>528</b>	<80	<2,400	<1,200	<78	<78	<78	<78	<78	<78	<320	<2,400	<80	<78	<78
p-Chloroaniline	µg/kg	9.60E+03	<140	<140	<4,100	<2,100	<140	<140	<140	<140	<140	<140	<550	<4,200	<140	<140	<140
4-Chloro-3-methylphenol	µg/kg	-	<420	<420	<12,000	<6,200	<410	<410	<410	<410	<410	<410	<1,700	<12,000	<420	<410	<410
Beta-Chloronaphthalene	µg/kg	-	<180	<180	<5,300	<2,600	<170	<180 J	<180	<170	<170	<180	<710	<5,300	<180	<170	<170
2-Chlorophenol	µg/kg	-	<680	<680	<20,000	<10,000	<660	<670	<670	<660	<660	<670	<2,700	<20,000	<680	<660	<660
4-Chlorophenyl phenyl ether	µg/kg	-	<190	<190	<5,600	<2,800	<180	<190	<190	<180	<180	<190	<750	<5,600	<190	<180	<180
Chrysene	µg/kg	-	<100	<100	<2,900	<1,500	<97	<98	<98	<97	<97	<98	<400	<3,000	<100	<97	<97
Dibenz(a,h)anthracene	µg/kg	-	<130	<130	<3,800	<1,900	<130	<130	<130	<130	<130	<130	<510	<3,900	<130	<130	<130
Dibenzofuran	µg/kg	-	<160	<160	<4,700	<2,400	<160	<160	<160	<160	<160	<160	<630	<4,800	<160	<160	<160
Dibutyl phthalate	µg/kg	6.80E+07	<b>114 J</b>	<100	<2,900	<1,500	<97	<98	<98	<97	<97	<98	<400	<3,000	<100	<97	<97
1,2-Dichlorobenzene	µg/kg	5.10E+04	<b>989</b>	<160	<4,700	<2,400	<160	<160	<160	<160	<160	<160	<630	<4,800	<160	<160	<160

**Table 5. Soil Analytical Results - Semi-Volatile Organic Compounds (SVOCs)**

Parameter	Units	RBTC	Site Data														
			R19-1.5	R25-0.5	S2-1.0	S17-1.0	S20-1.7	S22-0.8	S26-0.8	T8-0.5	T19-0.5	T21-0.5	U21-0.5	V5-1.0	V11-0.7	V11-3.2	V11-6.2
Sample ID	-	-	R19	R25	S2	S17	S20	S22	S26	T8	T19	T21	U21	V5	V11	V11	V11
Location	-	-															
Depth	feet bgs	-	1.5	0.5	1.0	1.0	1.7	0.8	0.8	0.5	0.5	0.5	0.5	1.0	0.7	3.2	6.2
Date	mm/dd/yy	-	07/21/11	07/25/11	07/12/11	07/21/11	07/15/11	07/21/11	07/21/11	07/12/11	07/14/11	07/14/11	07/14/11	07/12/11	07/12/11	07/12/11	07/12/11
1,3-Dichlorobenzene	µg/kg	-	<150	<150	<4,400	<2,200	<150	<150	<150	<150	<150	<150	<590	<4,500	<150	<150	<150
1,4-Dichlorobenzene	µg/kg	5.00E+01	<420	<420	<12,000	<6,200	<410	<410	<410	<410	<410	<410	<1,700	<12,000	<420	<410	<410
3,3-Dichlorobenzidine	µg/kg	-	<140	<140	<4,100	<2,100	<140	<140	<140	<140	<140	<140	<550	<4,200	<140	<140	<140
2,4-Dichlorophenol	µg/kg	-	<b>536</b>	<140	<4,100	<2,100	<140	<140 J	<140	<140	<140	<140	<550	<4,200	<140	<140	<140
Diethyl phthalate	µg/kg	-	<170	<170	<5,000	<2,500	<170	<170	<170	<170	<170	<170	<670	<5,000	<170	<170	<170
Dimethyl phthalate	µg/kg	-	<180	<180	<5,300	<2,600	<170	<180	<180	<170	<170	<180	<710	<5,300	<180	<170	<170
2,4-Dimethylphenol	µg/kg	-	<150	<150	<4,400	<2,200	<150	<150	<150	<150	<150	<150	<590	<4,500	<150	<150	<150
4,6-Dinitro-2-methylphenol	µg/kg	-	<1,000	<1,000	<30,000	<15,000	<1,000	<1,000	<1,000	<1,000	<1,000	<1,000	<4,100	<31,000	<1,000	<1,000	<1,000
2,4-Dinitrophenol	µg/kg	-	<850	<850	<25,000	<13,000	<830	<830	<830	<830	<830	<830	<3,400	<25,000	<850	<830	<830
2,4-Dinitrotoluene	µg/kg	-	<460	<460	<14,000	<6,800	<450	<450	<450	<450	<450	<450	<1,800	<14,000	<460	<450	<450
2,6-Dinitrotoluene	µg/kg	-	<320	<320	<9,400	<4,700	<310	<310	<310	<310	<310	<310	<1,300	<9,500	<320	<310	<310
Di-n-octyl phthalate	µg/kg	-	<b>157 J</b>	<130	<3,800	<b>3,220 J</b>	<130	<130	<130	<130	<b>296 J</b>	<130	<510	<3,900	<130	<130	<130
Diphenylamine	µg/kg	-	<120	<120	<3,500	<1,800	<120	<120	<120	<120	<120	<120	<480	<3,600	<120	<120	<120
Fluoranthene	µg/kg	2.40E+07	<100	<100	<2,900	<1,500	<97	<98	<98	<97	<97	<98	<400	<3,000	<100	<97	<97
Fluorene	µg/kg	-	<180	<180	<5,300	<2,600	<170	<180	<180	<170	<170	<180	<710	<5,300	<180	<170	<170
Hexachlorobenzene	µg/kg	-	<130	<130	<3,800	<1,900	<130	<130	<130	<130	<130	<130	<510	<3,900	<130	<130	<130
Hexachlorobutadiene	µg/kg	2.50E+04	<190	<190	<5,600	<2,800	<180	<190	<190	<180	<180	<190	<750	<5,600	<190	<180	<180
Hexachlorocyclopentadiene	µg/kg	4.10E+06	<140	<140	<4,100	<2,100	<140	<140	<140	<140	<140	<140	<550	<4,200	<140	<140	<140
Hexachloroethane	µg/kg	-	<160	<160	<4,700	<2,400	<160	<160	<160	<160	<160	<160	<630	<4,800	<160	<160	<160
Indeno(1,2,3-c,d)pyrene	µg/kg	-	<140	<140	<4,100	<2,100	<140	<140	<140	<140	<140	<140	<550	<4,200	<140	<140	<140
Isophorone	µg/kg	2.00E+06	<170	<170	<5,000	<2,500	<170	<170	<170	<170	<170	<170	<670	<5,000	<170	<170	<170
1-Methylnaphthalene	µg/kg	-	<b>522</b>	<160	<4,700	<2,400	<b>260 J</b>	<160	<160	<160	<160	<160	<630	<4,800	<160	<160	<160
2-Methylnaphthalene	µg/kg	2.40E+06	<b>983</b>	<160	<4,700	<2,400	<b>401 J</b>	<160	<160	<160	<160	<160	<630	<4,800	<160	<160	<160
2-Methylphenol (o-cresol)	µg/kg	3.40E+07	<170	<170	<5,000	<2,500	<b>212 J</b>	<170	<170	<170	<170	<170	<670	<5,000	<170	<170	<170
3- & 4-Methylphenol	µg/kg	3.40E+06	-	-	-	-	-	-	-	-	-	-	-	-	-	-	-
Naphthalene	µg/kg	3.50E+02	<b>3,790</b>	<170	<5,000	<2,500	<b>402 J</b>	<170	<170	<170	<b>918</b>	<170	<670	<5,000	<170	<170	<170
2-Nitroaniline	µg/kg	-	<120	<120	<3,500	<1,800	<120	<120	<120	<120	<120	<120	<480	<3,600	<120	<120	<120
3-Nitroaniline	µg/kg	-	<120	<120	<3,500	<1,800	<120	<120	<120	<120	<120	<120	<480	<3,600	<120	<120	<120
4-Nitroaniline	µg/kg	-	<300	<300	<8,800	<4,400	<290	<290	<290	<290	<290	<290	<1,200	<8,900	<300	<290	<290
Nitrobenzene	µg/kg	-	<160	<160	<4,700	<2,400	<160	<160	<160	<160	<160	<160	<630	<4,800	<160	<160	<160

**Table 5. Soil Analytical Results - Semi-Volatile Organic Compounds (SVOCs)**

Parameter	Units	RBTC	Site Data														
			R19-1.5	R25-0.5	S2-1.0	S17-1.0	S20-1.7	S22-0.8	S26-0.8	T8-0.5	T19-0.5	T21-0.5	U21-0.5	V5-1.0	V11-0.7	V11-3.2	V11-6.2
Sample ID	-	-	R19	R25	S2	S17	S20	S22	S26	T8	T19	T21	U21	V5	V11	V11	V11
Location	-	-	1.5	0.5	1.0	1.0	1.7	0.8	0.8	0.5	0.5	0.5	0.5	1.0	0.7	3.2	6.2
Depth	feet bgs	-	07/21/11	07/25/11	07/12/11	07/21/11	07/15/11	07/21/11	07/21/11	07/12/11	07/14/11	07/14/11	07/14/11	07/12/11	07/12/11	07/12/11	07/12/11
Date	mm/dd/yy	-															
2-Nitrophenol	µg/kg	-	<130	<130	<3,800	<1,900	<130	<130	<130	<130	<130	<130	<510	<3,900	<130	<130	<130
4-Nitrophenol	µg/kg	-	<1,200	<1,200	<36,000	<18,000	<1,200	<1,200	<1,200	<1,200	<1,200	<1,200	<4,900	<37,000	<1,200	<1,200	<1,200
N-Nitrosodimethylamine	µg/kg	-	<2,200	<2,200	<65,000	<32,000	<2,100	<2,200	<2,200	<2,100	<2,100	<2,200	<8,700	<65,000	<2,200	<2,100	<2,100
N-Nitroso-di-n-propylamine	µg/kg	-	<550	<550	<16,000	<8,100	<530	<540	<540	<530	<530	<540	<2,200	<16,000	<550	<530	<530
Pentachlorophenol	µg/kg	-	<420	<420	<12,000	<6,200	<410	<410	<410	<410	<410	<410	<1,700	<12,000	<420	<410	<410
Phenanthrene	µg/kg	-	<110	<110	<3,200	<1,600	<110	<110	<110	<110	<110	<110	<440	<3,300	<110	<110	<110
Phenol	µg/kg	2.10E+08	<1,300	<1,300	<38,000	<19,000	<1,300	<1,300	<1,300	<1,300	<1,300	<1,300	<5,100	<39,000	<1,300	<1,300	<1,300
Pyrene	µg/kg	-	<680	<680	<20,000	<10,000	<660	<670	<670	<660	<660	<670	<2,700	<20,000	<680	<660	<660
Pyridine	µg/kg	-	<220	<220	<6,500	<3,200	<210	<220 J	<220	<210	<210	<220	<870	<6,500	<220	<210	<210
1,2,4-Trichlorobenzene	µg/kg	2.40E+03	<340	<340	<10,000	<5,000	<330	<330	<330	<330	<330	<330	<1,300	<10,000	<340	<330	<330
2,4,5-Trichlorophenol	µg/kg	-	<120	<120	<3,500	<1,800	<120	<120	<120	<120	<120	<120	<480	<3,600	<120	<120	<120
2,4,6-Trichlorophenol	µg/kg	-	<b>189 J</b>	<160	<4,700	<2,400	<160	<160	<160	<160	<160	<160	<630	<4,800	<160	<160	<160

Notes:

- (1) Semi-Volatile Organic Compounds (SVOCs) analyzed using USEPA Method 8270C.
- (2) Laboratory data qualifiers are as follows.
  - J Indicates an estimated value.
  - R Indicates the result is unusable due to the quality of the data generated because certain criteria were not met. The analyte may or may not be present in the sample.
- (3)  Indicates an exceedance of the RBTC.
- (4) Bold font indicates a concentration detected at or above the method detection limit (MDL).
- (5) Sampling depths reported in feet below ground surface (feet bgs).
- (6) Sample is a field duplicate.
- Not applicable / not analyzed.

**Table 5. Soil Analytical Results - Semi-Volatile Organic Compounds (SVOCs)**

Parameter	Units	RBTC	Site Data														
			V17-0.5	V19-0.6	V23-0.5	V26-0.9	Y3-1.0	Y11-0.8	Y17-0.9	Y17-3.4	Y17-6.4	Y23-0.5	Z16,17-0.9	Z16,17-3.4	Z16,17-6.4	Z27-1.0	AA17-4.0
Sample ID	-	-	V17	V19	V23	V26	Y3	Y11	Y17	Y17	Y17	Y23	Z16,17	Z16,17	Z16,17	Z27	AA17
Location	-	-	0.5	0.6	0.5	0.9	1.0	0.8	0.9	3.4	6.4	0.5	0.9	3.4	6.4	1.0	4.0
Depth	feet bgs	-	07/15/11	07/14/11	07/15/11	07/21/11	07/11/11	07/12/11	07/12/11	07/12/11	07/12/11	07/15/11	07/14/11	07/14/11	07/14/11	07/15/11	07/11/11
Date	mm/dd/yy	-															
Acenaphthene	µg/kg	-	<490	<490	<490	<500	<7,400	<500	<500	<490	<490	<7,500	<500	<490	<490	<500	<500
Acenaphthylene	µg/kg	-	<200	<200	<190	<200	<3,000	<200	<200	<200	<190	<3,000	<200	<200	<200	<200	<200
Aniline	µg/kg	-	<140	<140	<140	<140	<2,100	<140	<140	<140	<140	<2,100	<140	<140	<140	<140	<140
Anthracene	µg/kg	-	<98	<98	<97	<99	<1,500	<99	<100	<98	<97	<1,500	<99	<98	<98	<100	<99
Azobenzene	µg/kg	-	<170	<170	<170	<170	<2,500	<170	<170	<170	<170	<2,600	<170	<170	<170	<170	<170
Benzidine	µg/kg	-	<720	<720	<710	<720	<11,000	<720	<730	<720	<710	<11,000	<720	<720	<720	<730	<720
Benzo(a)anthracene	µg/kg	-	<69	<69	<68	<69	<1,000	<69	<70	<69	<68	<1,100	<69	<69	<69	<70	<69
Benzo(a)pyrene	µg/kg	-	<88	<88	<87	<89	<1,300	<89	<90	<88	<87	<1,400	<89	<88	<88	<90	<89
Benzo(b)fluoranthene	µg/kg	-	<59	<59	<58	<59	<890	<59	<60	<59	<58	<900	<59	<59	<59	<60	<59
Benzo(g,h,i)perylene	µg/kg	-	<150	<150	<150	<150	<2,200	<150	<150	<150	<150	<2,300	<150	<150	<150	<150	<150
Benzo(k)fluoranthene	µg/kg	-	<120	<120	<120	<120	<1,800	<120	<120	<120	<120	<1,800	<120	<120	<120	<120	<120
Benzoic acid	µg/kg	-	<870	<870	<860	<880	<13,000	<880	<890	<870	<860	<13,000	<880	<870	<870	<890	<880
Benzyl alcohol	µg/kg	-	<160	<160	<160	<160	<2,400	<160	<160	<160	<160	<2,400	<160	<160	<160	<160	<160
Bis(2-chloro-1-methylethyl) ether	µg/kg	-	<260	<260	<260	<270	<4,000	<270	<270	<260	<260	<4,100	<270	<260	<260	<270	<270
Bis(2-chloroethoxy)methane	µg/kg	2.10E+06	<180	<180	<170	<180	<2,700	<180	<180	<180	<170	<2,700	<180	<180	<180	<180	<180
Bis(2-chloroethyl)ether	µg/kg	5.50E+01	<230	<230	<220	<230	<3,400	<230	<230	<230	<220	<3,500	<230	<230	<230	<230	<230
Bis(2-ethylhexyl)phthalate	µg/kg	1.40E+05	<220	<220	<b>8,490</b>	<220	<3,300	<220	<220	<220	<210	<3,300	<220	<220	<220	<220	<220
4-Bromophenyl phenyl ether	µg/kg	-	<150	<150	<150	<150	<2,200	<150	<150	<150	<150	<2,300	<150	<150	<150	<150	<150
Butyl benzyl phthlate	µg/kg	1.00E+06	<110	<110	<110	<110	<1,600	<110	<110	<110	<110	<1,700	<110	<110	<110	<110	<110
Carbazole	µg/kg	-	<78	<78	<78	<79	<1,200	<79	<80	<78	<78	<1,200	<79	<78	<78	<80	<79
p-Chloroaniline	µg/kg	9.60E+03	<140	<140	<140	<140	<2,100	<140	<140	<140	<140	<2,100	<140	<140	<140	<140	<140
4-Chloro-3-methylphenol	µg/kg	-	<410	<410	<410	<420	<6,200	<420 R	<420	<410	<410	<6,300	<420	<410	<410	<420	<420
Beta-Chloronaphthalene	µg/kg	-	<180	<180	<170	<180	<2,700	<180	<180	<180	<170	<2,700	<180	<180	<180	<180	<180
2-Chlorophenol	µg/kg	-	<670	<670	<660	<670	<10,000	<670 R	<680	<670	<660	<10,000	<670	<670	<670	<680	<670
4-Chlorophenyl phenyl ether	µg/kg	-	<190	<190	<180	<190	<2,800	<190	<190	<190	<180	<2,900	<190	<190	<190	<190	<190
Chrysene	µg/kg	-	<98	<98	<97	<99	<1,500	<99	<100	<98	<97	<1,500	<99	<98	<98	<100	<99
Dibenz(a,h)anthracene	µg/kg	-	<130	<130	<130	<130	<1,900	<130	<130	<130	<130	<2,000	<130	<130	<130	<130	<130
Dibenzofuran	µg/kg	-	<160	<160	<160	<160	<2,400	<160	<160	<160	<160	<2,400	<160	<160	<160	<160	<160
Dibutyl phthalate	µg/kg	6.80E+07	<98	<98	<97	<99	<1,500	<99	<100	<98	<97	<1,500	<99	<98	<98	<100	<99
1,2-Dichlorobenzene	µg/kg	5.10E+04	<160	<160	<160	<160	<2,400	<160	<160	<160	<160	<2,400	<160	<160	<160	<160	<160



**Table 5. Soil Analytical Results - Semi-Volatile Organic Compounds (SVOCs)**

Parameter	Units	RBTC	Site Data														
			V17-0.5	V19-0.6	V23-0.5	V26-0.9	Y3-1.0	Y11-0.8	Y17-0.9	Y17-3.4	Y17-6.4	Y23-0.5	Z16,17-0.9	Z16,17-3.4	Z16,17-6.4	Z27-1.0	AA17-4.0
Sample ID	-	-	V17	V19	V23	V26	Y3	Y11	Y17	Y17	Y17	Y23	Z16,17	Z16,17	Z16,17	Z27	AA17
Location	-	-	0.5	0.6	0.5	0.9	1.0	0.8	0.9	3.4	6.4	0.5	0.9	3.4	6.4	1.0	4.0
Depth	feet bgs	-	07/15/11	07/14/11	07/15/11	07/21/11	07/11/11	07/12/11	07/12/11	07/12/11	07/12/11	07/15/11	07/14/11	07/14/11	07/14/11	07/15/11	07/11/11
Date	mm/dd/yy	-															
1,3-Dichlorobenzene	µg/kg	-	<150	<150	<150	<150	<2,200	<150	<150	<150	<150	<2,300	<150	<150	<150	<150	<150
1,4-Dichlorobenzene	µg/kg	5.00E+01	<410	<410	<410	<420	<6,200	<420	<420	<410	<410	<6,300	<420	<410	<410	<420	<420
3,3-Dichlorobenzidine	µg/kg	-	<140	<140	<140	<140	<2,100	<140	<140	<140	<140	<2,100	<140	<140	<140	<140	<140
2,4-Dichlorophenol	µg/kg	-	<140	<140	<140	<140	<2,100	<140 R	<140	<140	<140	<2,100	<140	<140	<140	<140	<140
Diethyl phthalate	µg/kg	-	<170	<170	<170	<170	<2,500	<170	<170	<170	<170	<2,600	<170	<170	<170	<170	<170
Dimethyl phthalate	µg/kg	-	<180	<180	<170	<180	<2,700	<180	<180	<180	<170	<2,700	<180	<180	<180	<180	<180
2,4-Dimethylphenol	µg/kg	-	<150	<150	<150	<150	<2,200	<150 R	<150	<150	<150	<2,300	<150	<150	<150	<150	<150
4,6-Dinitro-2-methylphenol	µg/kg	-	<1,000	<1,000	<1,000	<1,000	<15,000	<1,000	<1,000	<1,000	<1,000	<15,000	<1,000	<1,000	<1,000	<1,000	<1,000
2,4-Dinitrophenol	µg/kg	-	<830	<830	<830	<840	<13,000	<840 R	<850	<830	<830	<13,000	<840	<830	<830	<850	<840
2,4-Dinitrotoluene	µg/kg	-	<450	<450	<450	<460	<6,800	<460	<460	<450	<450	<6,900	<460	<450	<450	<460	<460
2,6-Dinitrotoluene	µg/kg	-	<310	<310	<310	<320	<4,800	<320	<320	<310	<310	<4,800	<320	<310	<310	<320	<320
Di-n-octyl phthalate	µg/kg	-	<130	<130	<130	<130	<1,900	<130	<130	<130	<130	<2,000	<130	<130	<130	<130	<130
Diphenylamine	µg/kg	-	<120	<120	<120	<120	<1,800	<120	<120	<120	<120	<1,800	<120	<120	<120	<120	<120
Fluoranthene	µg/kg	2.40E+07	<98	<98	<97	<99	<1,500	<99	<100	<98	<97	<1,500	<99	<98	<98	<100	<99
Fluorene	µg/kg	-	<180	<180	<170	<180	<2,700	<180	<180	<180	<170	<2,700	<180	<180	<180	<180	<180
Hexachlorobenzene	µg/kg	-	<130	<130	<130	<130	<1,900	<130	<130	<130	<130	<2,000	<130	<130	<130	<130	<130
Hexachlorobutadiene	µg/kg	2.50E+04	<190	<190	<180	<190	<2,800	<190	<190	<190	<180	<2,900	<190	<190	<190	<190	<190
Hexachlorocyclopentadiene	µg/kg	4.10E+06	<140	<140	<140	<140	<2,100	<140	<140	<140	<140	<2,100	<140	<140	<140	<140	<140
Hexachloroethane	µg/kg	-	<160	<160	<160	<160	<2,400	<160	<160	<160	<160	<2,400	<160	<160	<160	<160	<160
Indeno(1,2,3-c,d)pyrene	µg/kg	-	<140	<140	<140	<140	<2,100	<140	<140	<140	<140	<2,100	<140	<140	<140	<140	<140
Isophorone	µg/kg	2.00E+06	<170	<170	<170	<170	<2,500	<170	<170	<170	<170	<2,600	<170	<170	<170	<170	<170
1-Methylnaphthalene	µg/kg	-	<160	<160	<160	<160	<2,400	<160	<160	<160	<160	<2,400	<160	<160	<160	<160	<160
2-Methylnaphthalene	µg/kg	2.40E+06	<160	<160	<160	<160	<2,400	<160	<160	<160	<160	<2,400	<160	<160	<160	<160	<160
2-Methylphenol (o-cresol)	µg/kg	3.40E+07	<170	<170	<170	<170	<2,500	<170 R	<170	<170	<170	<2,600	<170	<170	<170	<170	<170
3- & 4-Methylphenol	µg/kg	3.40E+06	-	-	-	-	-	-	-	-	-	-	-	-	-	-	-
Naphthalene	µg/kg	3.50E+02	<170	<170	<170	<170	<2,500	<170	<170	<170	<170	<2,600	<170	<170	<170	<170	<170
2-Nitroaniline	µg/kg	-	<120	<120	<120	<120	<1,800	<120	<120	<120	<120	<1,800	<120	<120	<120	<120	<120
3-Nitroaniline	µg/kg	-	<120	<120	<120	<120	<1,800	<120	<120	<120	<120	<1,800	<120	<120	<120	<120	<120
4-Nitroaniline	µg/kg	-	<290	<290	<290	<300	<4,500	<300	<300	<290	<290	<4,500	<300	<290	<290	<300	<300
Nitrobenzene	µg/kg	-	<160	<160	<160	<160	<2,400	<160	<160	<160	<160	<2,400	<160	<160	<160	<160	<160

**Table 5. Soil Analytical Results - Semi-Volatile Organic Compounds (SVOCs)**

Parameter	Units	RBTC	Site Data														
			Sample ID	V17-0.5	V19-0.6	V23-0.5	V26-0.9	Y3-1.0	Y11-0.8	Y17-0.9	Y17-3.4	Y17-6.4	Y23-0.5	Z16,17-0.9	Z16,17-3.4	Z16,17-6.4	Z27-1.0
Location	-	-	V17	V19	V23	V26	Y3	Y11	Y17	Y17	Y17	Y23	Z16,17	Z16,17	Z16,17	Z27	AA17
Depth	feet bgs	-	0.5	0.6	0.5	0.9	1.0	0.8	0.9	3.4	6.4	0.5	0.9	3.4	6.4	1.0	4.0
Date	mm/dd/yy	-	07/15/11	07/14/11	07/15/11	07/21/11	07/11/11	07/12/11	07/12/11	07/12/11	07/12/11	07/15/11	07/14/11	07/14/11	07/14/11	07/15/11	07/11/11
2-Nitrophenol	µg/kg	-	<130	<130	<130	<130	<1,900	<130 R	<130	<130	<130	<2,000	<130	<130	<130	<130	<130
4-Nitrophenol	µg/kg	-	<1,200	<1,200	<1,200	<1,200	<18,000	<1,200 R	<1,200	<1,200	<1,200	<18,000	<1,200	<1,200	<1,200	<1,200	<1,200
N-Nitrosodimethylamine	µg/kg	-	<2,200	<2,200	<2,100	<2,200	<33,000	<2,200	<2,200	<2,200	<2,100	<33,000	<2,200	<2,200	<2,200	<2,200	<2,200
N-Nitroso-di-n-propylamine	µg/kg	-	<540	<540	<530	<540	<8,200	<540	<550	<540	<530	<8,300	<540	<540	<540	<550	<540
Pentachlorophenol	µg/kg	-	<410	<410	<410	<420	<6,200	<420 R	<420	<410	<410	<6,300	<420	<410	<410	<420	<420
Phenanthrene	µg/kg	-	<110	<110	<110	<110	<1,600	<110	<110	<110	<110	<1,700	<110	<110	<110	<110	<110
Phenol	µg/kg	2.10E+08	<1,300	<1,300	<1,300	<1,300	<19,000	<1,300 R	<1,300	<1,300	<1,300	<20,000	<1,300	<1,300	<1,300	<1,300	<1,300
Pyrene	µg/kg	-	<670	<670	<660	<670	<10,000	<670	<680	<670	<660	<10,000	<670	<670	<670	<680	<670
Pyridine	µg/kg	-	<220	<220	<210	<220	<3,300	<220	<220	<220	<210	<3,300	<220	<220	<220	<220	<220
1,2,4-Trichlorobenzene	µg/kg	2.40E+03	<330	<330	<330	<340	<5,000	<340	<340	<330	<330	<5,100	<340	<330	<330	<340	<340
2,4,5-Trichlorophenol	µg/kg	-	<120	<120	<120	<120	<1,800	<120 R	<120	<120	<120	<1,800	<120	<120	<120	<120	<120
2,4,6-Trichlorophenol	µg/kg	-	<160	<160	<160	<160	<2,400	<160 R	<160	<160	<160	<2,400	<160	<160	<160	<160	<160

Notes:

- (1) Semi-Volatile Organic Compounds (SVOCs) analyzed using USEPA Method 8270C.
- (2) Laboratory data qualifiers are as follows.
  - J Indicates an estimated value.
  - R Indicates the result is unusable due to the quality of the data generated because certain criteria were not met. The analyte may or may not be present in the sample.
- (3)  Indicates an exceedance of the RBTC.
- (4) Bold font indicates a concentration detected at or above the method detection limit (MDL).
- (5) Sampling depths reported in feet below ground surface (feet bgs).
- (6) Sample is a field duplicate.
- Not applicable / not analyzed.

**Table 5. Soil Analytical Results - Semi-Volatile Organic Compounds (SVOCs)**

Parameter	Units	RBTC	Site Data									
			BB2-1.5	BB2-1.5 <sup>(6)</sup>	BB8-2.7	BB11-1.5	BB23-0.7	EE26-3.8	GG26-0.0	GG26-0.0 <sup>(6)</sup>	HH23-0.0	KK26-0.1
Sample ID	-	-	BB2	BB2	BB8	BB11	BB23	EE26	GG26	GG26	HH23	KK26
Location	-	-	1.5	1.5	2.7	1.5	0.7	3.8	0.0	0.0	0.0	0.1
Depth	feet bgs	-	07/11/11	07/11/11	07/11/11	07/11/11	07/15/11	07/25/11	07/18/11	07/18/11	07/18/11	07/25/11
Date	mm/dd/yy	-										
Acenaphthene	µg/kg	-	<4,900	<7,500	<500	<490	<1,000	<500	<7,500	<7,500	<3,700	<5,000
Acenaphthylene	µg/kg	-	<2,000	<3,000	<200	<200	<400	<200	<3,000	<3,000	<1,500	<2,000
Aniline	µg/kg	-	<1,400	<2,100	<140	<140	<280	<140	<2,100	<2,100	<1,000	<1,400
Anthracene	µg/kg	-	<980	<1,500	<100	<98	<200	<99	<1,500	<1,500	<740	<b>1,710 J</b>
Azobenzene	µg/kg	-	<1,700	<2,600	<170	<170	<340	<170	<2,600	<2,600	<1,200	<1,700
Benzidine	µg/kg	-	<7,200	<11,000	<730	<720	<1,500	<720	<11,000	<11,000	<5,400	<7,300
Benzo(a)anthracene	µg/kg	-	<690	<1,100	<70	<69	<140	<69	<1,100	<1,100	<510	<b>4,630 J</b>
Benzo(a)pyrene	µg/kg	-	<880	<1,400	<90	<88	<180	<89	<1,400	<1,400	<660	<b>4,560 J</b>
Benzo(b)fluoranthene	µg/kg	-	<590	<900	<60	<59	<120	<59	<900	<900	<440	<b>4,160 J</b>
Benzo(g,h,i)perylene	µg/kg	-	<1,500	<2,300	<150	<150	<300	<150	<2,300	<2,300	<1,100	<b>2,880 J</b>
Benzo(k)fluoranthene	µg/kg	-	<1,200	<1,800	<120	<120	<240	<120	<1,800	<1,800	<880	<b>3,980 J</b>
Benzoic acid	µg/kg	-	<8,700	<13,000	<890	<870	<1,800	<880	<13,000	<13,000	<6,500	<8,900
Benzyl alcohol	µg/kg	-	<1,600	<2,400	<160	<160	<320	<160	<2,400	<2,400	<1,200	<1,600
Bis(2-chloro-1-methylethyl) ether	µg/kg	-	<2,600	<4,100	<270	<260	<540	<270	<4,100	<4,100	<2,000	<2,700
Bis(2-chloroethoxy)methane	µg/kg	2.10E+06	<1,800	<2,700	<180	<180	<360	<180	<2,700	<2,700	<1,300	<1,800
Bis(2-chloroethyl)ether	µg/kg	5.50E+01	<2,300	<3,500	<230	<230	<460	<230	<3,500	<3,500	<1,700	<2,300
Bis(2-ethylhexyl)phthalate	µg/kg	1.40E+05	<2,200	<3,300	<220	<220	<440	<220	<3,300	<3,300	<1,600	<2,200
4-Bromophenyl phenyl ether	µg/kg	-	<1,500	<2,300	<150	<150	<300	<150	<2,300	<2,300	<1,100	<1,500
Butyl benzyl phthlate	µg/kg	1.00E+06	<1,100	<1,700	<110	<110	<220	<110	<1,700	<1,700	<810	<1,100
Carbazole	µg/kg	-	<780	<1,200	<80	<78	<160	<79	<1,200	<1,200	<590	<800
p-Chloroaniline	µg/kg	9.60E+03	<1,400	<2,100	<140	<140	<280	<140	<2,100	<2,100	<1,000	<1,400
4-Chloro-3-methylphenol	µg/kg	-	<4,100	<6,300	<420	<410	<840	<420	<6,300	<6,300	<3,100	<4,200
Beta-Chloronaphthalene	µg/kg	-	<1,800	<2,700	<180	<180	<360	<180	<2,700	<2,700	<1,300	<1,800
2-Chlorophenol	µg/kg	-	<6,700	<10,000	<680	<670	<1,400	<670	<10,000	<10,000	<5,000	<6,800
4-Chlorophenyl phenyl ether	µg/kg	-	<1,900	<2,900	<190	<190	<380	<190	<2,900	<2,900	<1,400	<1,900
Chrysene	µg/kg	-	<980	<1,500	<100	<98	<200	<99	<1,500	<1,500	<740	<b>5,420</b>
Dibenz(a,h)anthracene	µg/kg	-	<1,300	<2,000	<130	<130	<260	<130	<2,000	<2,000	<960	<1,300
Dibenzofuran	µg/kg	-	<1,600	<2,400	<160	<160	<320	<160	<2,400	<2,400	<1,200	<1,600
Dibutyl phthalate	µg/kg	6.80E+07	<980	<1,500	<100	<98	<200	<99	<1,500	<1,500	<740	<1,000
1,2-Dichlorobenzene	µg/kg	5.10E+04	<1,600	<2,400	<160	<160	<320	<160	<2,400	<2,400	<1,200	<1,600

**Table 5. Soil Analytical Results - Semi-Volatile Organic Compounds (SVOCs)**

Parameter	Units	RBTC	Site Data									
			BB2-1.5	BB2-1.5 <sup>(6)</sup>	BB8-2.7	BB11-1.5	BB23-0.7	EE26-3.8	GG26-0.0	GG26-0.0 <sup>(6)</sup>	HH23-0.0	KK26-0.1
Sample ID	-	-	BB2	BB2	BB8	BB11	BB23	EE26	GG26	GG26	HH23	KK26
Location	-	-	1.5	1.5	2.7	1.5	0.7	3.8	0.0	0.0	0.0	0.1
Depth	feet bgs	-	07/11/11	07/11/11	07/11/11	07/11/11	07/15/11	07/25/11	07/18/11	07/18/11	07/18/11	07/25/11
Date	mm/dd/yy	-										
1,3-Dichlorobenzene	µg/kg	-	<1,500	<2,300	<150	<150	<300	<150	<2,300	<2,300	<1,100	<1,500
1,4-Dichlorobenzene	µg/kg	5.00E+01	<4,100	<6,300	<420	<410	<840	<420	<6,300	<6,300	<3,100	<4,200
3,3-Dichlorobenzidine	µg/kg	-	<1,400	<2,100	<140	<140	<280	<140	<2,100	<2,100	<1,000	<1,400
2,4-Dichlorophenol	µg/kg	-	<1,400	<2,100	<140	<140	<280	<140	<2,100	<2,100	<1,000	<1,400
Diethyl phthalate	µg/kg	-	<1,700	<2,600	<170	<170	<340	<170	<2,600	<2,600	<1,200	<1,700
Dimethyl phthalate	µg/kg	-	<1,800	<2,700	<180	<180	<360	<180	<2,700	<2,700	<1,300	<1,800
2,4-Dimethylphenol	µg/kg	-	<1,500	<2,300	<150	<150	<300	<150	<2,300	<2,300	<1,100	<1,500
4,6-Dinitro-2-methylphenol	µg/kg	-	<10,000	<15,000	<1,000	<1,000	<2,100	<1,000	<15,000	<15,000	<7,600	<10,000
2,4-Dinitrophenol	µg/kg	-	<8,300	<13,000	<850	<830	<1,700	<840	<13,000	<13,000	<6,200	<8,500
2,4-Dinitrotoluene	µg/kg	-	<4,500	<6,900	<460	<450	<920	<460	<6,900	<6,900	<3,400	<4,600
2,6-Dinitrotoluene	µg/kg	-	<3,100	<4,800	<320	<310	<640	<320	<4,800	<4,800	<2,400	<3,200
Di-n-octyl phthalate	µg/kg	-	<b>3,130 J</b>	<2,000	<130	<130	<260	<130	<2,000	<2,000	<960	<1,300
Diphenylamine	µg/kg	-	<1,200	<1,800	<120	<120	<240	<120	<1,800	<1,800	<880	<1,200
Fluoranthene	µg/kg	2.40E+07	<980	<1,500	<100	<98	<200	<99	<1,500	<1,500	<740	<b>11,800</b>
Fluorene	µg/kg	-	<1,800	<2,700	<180	<180	<360	<180	<2,700	<2,700	<1,300	<1,800
Hexachlorobenzene	µg/kg	-	<1,300	<2,000	<130	<130	<260	<130	<2,000	<2,000	<960	<1,300
Hexachlorobutadiene	µg/kg	2.50E+04	<1,900	<2,900	<190	<190	<380	<190	<2,900	<2,900	<1,400	<1,900
Hexachlorocyclopentadiene	µg/kg	4.10E+06	<1,400	<2,100	<140	<140	<280	<140	<2,100	<2,100	<1,000	<1,400
Hexachloroethane	µg/kg	-	<1,600	<2,400	<160	<160	<320	<160	<2,400	<2,400	<1,200	<1,600
Indeno(1,2,3-c,d)pyrene	µg/kg	-	<1,400	<2,100	<140	<140	<280	<140	<2,100	<2,100	<1,000	<b>3,270 J</b>
Isophorone	µg/kg	2.00E+06	<1,700	<2,600	<170	<170	<340	<170	<2,600	<2,600	<1,200	<1,700
1-Methylnaphthalene	µg/kg	-	<1,600	<2,400	<160	<160	<320	<160	<2,400	<2,400	<1,200	<1,600
2-Methylnaphthalene	µg/kg	2.40E+06	<1,600	<2,400	<160	<160	<320	<160	<2,400	<2,400	<1,200	<1,600
2-Methylphenol (o-cresol)	µg/kg	3.40E+07	<1,700	<2,600	<170	<170	<340	<170	<2,600	<2,600	<1,200	<1,700
3- & 4-Methylphenol	µg/kg	3.40E+06	-	-	-	-	-	-	-	-	-	-
Naphthalene	µg/kg	3.50E+02	<1,700	<2,600	<170	<170	<340	<170	<2,600	<2,600	<1,200	<1,700
2-Nitroaniline	µg/kg	-	<1,200	<1,800	<120	<120	<240	<120	<1,800	<1,800	<880	<1,200
3-Nitroaniline	µg/kg	-	<1,200	<1,800	<120	<120	<240	<120	<1,800	<1,800	<880	<1,200
4-Nitroaniline	µg/kg	-	<2,900	<4,500	<300	<290	<600	<300	<4,500	<4,500	<2,200	<3,000
Nitrobenzene	µg/kg	-	<1,600	<2,400	<160	<160	<320	<160	<2,400	<2,400	<1,200	<1,600

**Table 5. Soil Analytical Results - Semi-Volatile Organic Compounds (SVOCs)**

Parameter	Units	RBTC	Site Data									
			BB2-1.5	BB2-1.5 <sup>(6)</sup>	BB8-2.7	BB11-1.5	BB23-0.7	EE26-3.8	GG26-0.0	GG26-0.0 <sup>(6)</sup>	HH23-0.0	KK26-0.1
Sample ID	-	-	BB2	BB2	BB8	BB11	BB23	EE26	GG26	GG26	HH23	KK26
Location	-	-	1.5	1.5	2.7	1.5	0.7	3.8	0.0	0.0	0.0	0.1
Depth	feet bgs	-	07/11/11	07/11/11	07/11/11	07/11/11	07/15/11	07/25/11	07/18/11	07/18/11	07/18/11	07/25/11
Date	mm/dd/yy	-	<1,300	<2,000	<130	<130	<260	<130	<2,000	<2,000	<960	<1,300
2-Nitrophenol	µg/kg	-	<12,000	<18,000	<1,200	<1,200	<2,500	<1,200	<18,000	<18,000	<9,000	<12,000
4-Nitrophenol	µg/kg	-	<22,000	<33,000	<2,200	<2,200	<4,400	<2,200	<33,000	<33,000	<16,000	<22,000
N-Nitrosodimethylamine	µg/kg	-	<5,400	<8,300	<550	<540	<1,100	<540	<8,300	<8,300	<4,000	<5,500
N-Nitroso-di-n-propylamine	µg/kg	-	<4,100	<6,300	<420	<410	<840	<420	<6,300	<6,300	<3,100	<4,200
Pentachlorophenol	µg/kg	-	<1,100	<1,700	<110	<110	<220	<110	<1,700	<1,700	<810	<b>9,450</b>
Phenanthrene	µg/kg	-	<13,000	<20,000	<1,300	<1,300	<2,600	<1,300	<20,000	<20,000	<9,600	<13,000
Phenol	µg/kg	2.10E+08	<6,700	<10,000	<680	<670	<1,400	<670	<10,000	<10,000	<5,000	<b>11,300</b>
Pyrene	µg/kg	-	<2,200	<3,300	<220	<220	<440	<220	<3,300	<3,300	<1,600	<2,200
Pyridine	µg/kg	-	<3,300	<5,100	<340	<330	<680	<340	<5,100	<5,100	<2,500	<3,400
1,2,4-Trichlorobenzene	µg/kg	2.40E+03	<1,200	<1,800	<120	<120	<240	<120	<1,800	<1,800	<880	<1,200
2,4,5-Trichlorophenol	µg/kg	-	<1,600	<2,400	<160	<160	<320	<160	<2,400	<2,400	<1,200	<1,600
2,4,6-Trichlorophenol	µg/kg	-										

Notes:

- (1) Semi-Volatile Organic Compounds (SVOCs) analyzed using USEPA Method 8270C.
- (2) Laboratory data qualifiers are as follows.
  - J Indicates an estimated value.
  - R Indicates the result is unusable due to the quality of the data generated because certain criteria were not met. The analyte may or may not be present in the sample.
- (3)  Indicates an exceedance of the RBTC.
- (4) Bold font indicates a concentration detected at or above the method detection limit (MDL).
- (5) Sampling depths reported in feet below ground surface (feet bgs).
- (6) Sample is a field duplicate.
- Not applicable / not analyzed.

**Table 6. Soil Analytical Results - Polychlorinated Biphenyls (PCBs)**

Parameter	Units	RBTC	Site Data															
			Sample ID	F18-0.5	F18-5.0	F18-8.0	F20-0.5	F20-5.0	F20-8.5	F24-0.5	F24-5.0	F24-10.0	F24-10.0 DUP <sup>(6)</sup>	H17-0.5	H20-0.5	H20-5.0	H20-7.0	H22-0.6
Location	–	–	D22	F18	F18	F18	F20	F20	F20	F24	F24	F24	F24	H17	H20	H20	H20	H22
Depth	feet bgs	–	1.0	0.5	5.0	8.0	0.5	5.0	8.5	0.5	5.0	10.0	10.0	0.5	0.5	5.0	7.0	0.6
Date	mm/dd/yy	–	07/26/11	08/30/11	08/30/11	08/30/11	08/30/11	08/30/11	08/30/11	08/30/11	08/30/11	08/30/11	08/30/11	07/26/11	08/30/11	08/30/11	08/30/11	08/30/11
Aroclor-1016	µg/kg	2.40E+04	<17	<170	<170	<170	<170	<170	<170	<170	<170	<3,400	<3,400	<17	<170	<170	<1,700	<170
Aroclor-1221	µg/kg	–	<50	<500	<500	<500	<500	<500	<500	<500	<500	<10,000	<10,000	<50	<500	<500	<5,000	<500
Aroclor-1232	µg/kg	–	<50	<500	<500	<500	<500	<500	<500	<500	<500	<10,000	<10,000	<50	<500	<500	<5,000	<500
Aroclor-1242	µg/kg	–	<50	<500	<500	<500	<500	<500	<500	<500	<500	<10,000	<10,000	<50	<500	<500	<5,000	<500
Aroclor-1248	µg/kg	8.30E+02	<50	<500	<500	<500	<500	<500	<500	<500	<500	<10,000	<10,000	<50	<500	<500	<5,000	<500
Aroclor-1254	µg/kg	8.30E+02	<50	<500	<500	<b>3,370</b>	<500	<b>5,530</b>	<b>13,500 J</b>	<500	<500	<10,000	<10,000	<50	<500	<b>627 J</b>	<b>490,000 J</b>	<500
Aroclor-1260	µg/kg	8.30E+02	<20	<200	<200	<200	<200	<200	<200	<200	<200	<4,000	<4,000	<b>60.1 J</b>	<200	<200	<2,000	<200

Notes:

- (1) Polychlorinated Biphenyls (PCBs) analyzed using USEPA Method 8082.
  - (2) Laboratory data qualifiers are as follows.
    - J Indicates an estimated value.
  - (3)   Indicates an exceedance of the RBTC.
  - (4) Bold font indicates a concentration detected at or above the method detection limit (MDL).
  - (5) Sampling depths reported in feet below ground surface (feet bgs).
  - (6) Sample is a field duplicate.
- Not applicable / not analyzed.

**Table 6. Soil Analytical Results - Polychlorinated Biphenyls (PCBs)**

Parameter	Units	RBTC	Site Data															
			Sample ID	H22-3.0	H22-3.0 DUP <sup>(6)</sup>	H22-6.0	I17-1.0	I17-5.5	J16-1.0	J16-5.0	J16-9.0	J16-9.0 DUP <sup>(6)</sup>	J18-1.5	J18-6.0	J18-9.5	J20-0.5	J20-4.5	J20-8.5
Location	–	–	H22	H22	H22	I17	I17	J16	J16	J16	J16	J18	J18	J18	J20	J20	J20	J22
Depth	feet bgs	–	3.0	3.0	6.0	1.0	5.5	1.0	5.0	9.0	9.0	1.5	6.0	9.5	0.5	4.5	8.5	0.6
Date	mm/dd/yy	–	08/30/11	08/30/11	08/30/11	08/29/11	08/29/11	08/29/11	08/29/11	08/29/11	08/29/11	08/29/11	08/29/11	08/29/11	08/29/11	08/29/11	08/29/11	08/29/11
Aroclor-1016	µg/kg	2.40E+04	<850	<850	<3,400	<85	<17	<17	<340	<17	<17	<170	<17	<85	<17	<17	<170	<51
Aroclor-1221	µg/kg	–	<2,500	<2,500	<10,000	<250	<50	<50	<1,000	<50	<50	<500	<50	<250	<50	<50	<500	<150
Aroclor-1232	µg/kg	–	<2,500	<2,500	<10,000	<250	<50	<50	<1,000	<50	<50	<500	<50	<250	<50	<50	<500	<150
Aroclor-1242	µg/kg	–	<2,500	<2,500	<10,000	<250	<50	<50	<1,000	<50	<50	<500	<50	<250	<50	<50	<500	<150
Aroclor-1248	µg/kg	8.30E+02	<2,500	<2,500	<10,000	<250	<50	<50	<1,000	<50	<50	<500	<50	<250	<50	<50	<b>1,370</b>	<150
Aroclor-1254	µg/kg	8.30E+02	<2,500	<2,500	<b>222,000 J</b>	<b>444 J</b>	<50	<50	<b>13,200 J</b>	<50	<50	<b>1,780</b>	<50	<b>1,630</b>	<b>55.7 J</b>	<50	<b>1,050</b>	<150
Aroclor-1260	µg/kg	8.30E+02	<1,000	<1,000	<4,000	<b>200 J</b>	<20	<20	<b>6,500 J</b>	<20	<20	<b>793 J</b>	<20	<b>874</b>	<20	<20	<b>444 J</b>	<60

Notes:

- (1) Polychlorinated Biphenyls (PCBs) analyzed using USEPA Method 8082.
  - (2) Laboratory data qualifiers are as follows.  
 J Indicates an estimated value.
  - (3)  Indicates an exceedance of the RBTC.
  - (4) Bold font indicates a concentration detected at or above the method detection limit (MDL).
  - (5) Sampling depths reported in feet below ground surface (feet bgs).
  - (6) Sample is a field duplicate.
- Not applicable / not analyzed.

**Table 6. Soil Analytical Results - Polychlorinated Biphenyls (PCBs)**

Parameter	Units	RBTC	Site Data																		
			Sample ID	Location	Depth	Date	J22-5.0	J22-8.6	K19-1.0	K21-0.5	K21-0.5 <sup>(6)</sup>	K23-1.4	K27-0.5	L6-0.9	L20-0.7	L23-0.5	M2-0.9	M19-0.5	M22-0.5	N6-0.8	N7-0.3
Aroclor-1016	µg/kg	2.40E+04	<85	<17	<680	<17	<17	<17	<17	<17	<17	<17	<17	<8,400	<17 J	<17	<1,700	<17	<8,400 J	<17	<17 J
Aroclor-1221	µg/kg	-	<250	<50	<2,000	<50	<49	<49	<50	<50	<50	<50	<25,000	<49 J	<50	<4,900	<50	<25,000 J	<50	<50 J	
Aroclor-1232	µg/kg	-	<250	<50	<2,000	<50	<49	<49	<50	<50	<50	<50	<25,000	<49 J	<50	<4,900	<50	<25,000 J	<50	<50 J	
Aroclor-1242	µg/kg	-	<250	<50	<2,000	<50	<49	<49	<50	<50	<50	<50	<25,000	<49 J	<50	<4,900	<50	<25,000 J	<50	<50 J	
Aroclor-1248	µg/kg	8.30E+02	<250	<50	<b>9,070 J</b>	<50	<49	<49	<50	<b>222</b>	<b>100,000 J</b>	<49 J	<b>4,810 J</b>	<b>6,720 J</b>	<b>89.6 J</b>	<b>161,000 J</b>	<50	<50 J			
Aroclor-1254	µg/kg	8.30E+02	<b>1,120</b>	<b>128</b>	<b>21,100 J</b>	<b>625</b>	<49	<b>178</b>	<50	<b>137</b>	<b>44,100 J</b>	<49 J	<b>4,920 J</b>	<b>7,850 J</b>	<b>300</b>	<25,000 J	<50	<50 J			
Aroclor-1260	µg/kg	8.30E+02	<b>552</b>	<b>64.6 J</b>	<b>7,610 J</b>	<b>231</b>	<19	<b>73.2 J</b>	<20	<20	<b>16,600 J</b>	<19 J	<b>1,650 J</b>	<b>4,220 J</b>	<b>145</b>	<9,900 J	<20	<20 J			

Notes:

- (1) Polychlorinated Biphenyls (PCBs) analyzed using USEPA Method 8082.
  - (2) Laboratory data qualifiers are as follows.  
 J Indicates an estimated value.
  - (3)  Indicates an exceedance of the RBTC.
  - (4) Bold font indicates a concentration detected at or above the method detection limit (MDL).
  - (5) Sampling depths reported in feet below ground surface (feet bgs).
  - (6) Sample is a field duplicate.
- Not applicable / not analyzed.



**Table 6. Soil Analytical Results - Polychlorinated Biphenyls (PCBs)**

Parameter	Units	RBTC	Site Data															
			Sample ID	N17-2.0	N21-1.0	N25-0.9	OP19-1.3	OP3,4-1.0	OP3,4-1.0 <sup>(6)</sup>	OP 7,8-1.3	OP9-0.5	P1-0.8	P6-1.0	P17-0.5	P23-3.7	P25-2.7	P27-0.9	P27-0.9 <sup>(6)</sup>
Location	–	–	N17	N21	N25	OP19	OP3,4	OP3,4	OP7,8	OP9	P1	P6	P17	P23	P25	P27	P27	P27
Depth	feet bgs	–	2.0	1.0	0.9	1.3	1.0	1.0	1.3	0.5	0.8	1.0	0.5	3.7	2.7	0.9	0.9	5.0
Date	mm/dd/yy	–	07/18/11	07/20/11	07/22/11	07/21/11	07/13/11	07/13/11	07/19/11	07/19/11	07/12/11	07/13/11	07/18/11	07/22/11	07/26/11	07/21/11	07/21/11	07/21/11
Aroclor-1016	µg/kg	2.40E+04	<340	<17 J	<17	<17	<17	<17	<16	<16 J	<17	<17	<17	<17	<17	<17	<50	<17
Aroclor-1221	µg/kg	–	<1,000	<49 J	<50	<49	<50	<49	<48	<48 J	<50	<50	<50	<50	<50	<50	<150	<49
Aroclor-1232	µg/kg	–	<1,000	<49 J	<50	<49	<50	<49	<48	<48 J	<50	<50	<50	<50	<50	<50	<150	<49
Aroclor-1242	µg/kg	–	<1,000	<49 J	<50	<49	<50	<49	<48	<48 J	<50	<b>335</b>	<50	<50	<50	<50	<150	<49
Aroclor-1248	µg/kg	8.30E+02	<b>9,720</b>	<49 J	<b>106</b>	<b>271</b>	<50	<49	<48	<48 J	<b>138</b>	<b>301</b>	<50	<50	<50	<50	<150	<49
Aroclor-1254	µg/kg	8.30E+02	<b>12,300</b>	<49 J	<b>248</b>	<b>716</b>	<50	<49	<48	<48 J	<b>154</b>	<b>86.4 J</b>	<50	<50	<50	<50	<150	<49
Aroclor-1260	µg/kg	8.30E+02	<b>4,610</b>	<19 J	<b>147</b>	<b>284</b>	<20	<19	<19	<b>22.5 J</b>	<b>86.2 J</b>	<20	<20	<20	<20	<20	<59	<20

Notes:

- (1) Polychlorinated Biphenyls (PCBs) analyzed using USEPA Method 8082.
- (2) Laboratory data qualifiers are as follows.
  - J Indicates an estimated value.
- (3)   Indicates an exceedance of the RBTC.
- (4) Bold font indicates a concentration detected at or above the method detection limit (MDL).
- (5) Sampling depths reported in feet below ground surface (feet bgs).
- (6) Sample is a field duplicate.
- Not applicable / not analyzed.

**Table 6. Soil Analytical Results - Polychlorinated Biphenyls (PCBs)**

Parameter	Units	RBTC	Site Data															
			Sample ID	P27	PQ4,5	Q17	Q20	QR3,4	QR 7,8	R6	R10	R19	R25	S2	S17	S20	S22	S26
Sample ID	-	-	P27-6.4	PQ4,5-1.0	Q17-1.9	Q20-1.1	QR3,4-1.0	QR 7,8-1.0	R6-0.5	R10-0.5	R19-1.5	R25-0.5	S2-1.0	S17-1.0	S20-1.7	S22-0.8	S26-0.8	T8-0.5
Location	-	-	P27	PQ4,5	Q17	Q20	QR3,4	QR7,8	R6	R10	R19	R25	S2	S17	S20	S22	S26	T8
Depth	feet bgs	-	6.4	1.0	1.9	1.1	1.0	1.0	0.5	0.5	1.5	0.5	1.0	1.0	1.7	0.8	0.8	0.5
Date	mm/dd/yy	-	07/21/11	07/13/11	07/21/11	07/21/11	07/13/11	07/19/11	07/14/11	07/14/11	07/21/11	07/25/11	07/12/11	07/21/11	07/15/11	07/21/11	07/21/11	07/12/11
Aroclor-1016	µg/kg	2.40E+04	<17	<17	<17	<17	<17	<16	<84	<17	<16	<17	<17	<85	<17 J	<17	<17	<17
Aroclor-1221	µg/kg	-	<49	<50	<50	<50	<50	<48	<250	<49	<48	<50	<49	<250	<49 J	<50	<50	<50
Aroclor-1232	µg/kg	-	<49	<50	<50	<50	<50	<48	<250	<49	<48	<50	<49	<250	<49 J	<50	<50	<50
Aroclor-1242	µg/kg	-	<49	<50	<50	<50	<50	<48	<250	<49	<48	<50	<49	<250	<49 J	<50	<50	<50
Aroclor-1248	µg/kg	8.30E+02	<49	<50	<50	<50	<50	<b>146</b>	<b>2,170</b>	<49	<48	<50	<49	<b>874</b>	<49 J	<50	<50	<50
Aroclor-1254	µg/kg	8.30E+02	<49	<50	<b>62.2 J</b>	<b>85.6 J</b>	<50	<b>429</b>	<b>629</b>	<49	<b>166</b>	<50	<49	<b>1,770</b>	<49 J	<50	<50	<50
Aroclor-1260	µg/kg	8.30E+02	<19	<20	<20	<b>36.5 J</b>	<20	<b>280</b>	<99	<20	<19	<20	<20	<b>1,120</b>	<19 J	<20	<20	<20

Notes:

- (1) Polychlorinated Biphenyls (PCBs) analyzed using USEPA Method 8082.
  - (2) Laboratory data qualifiers are as follows.
    - J Indicates an estimated value.
  - (3)  Indicates an exceedance of the RBTC.
  - (4) Bold font indicates a concentration detected at or above the method detection limit (MDL).
  - (5) Sampling depths reported in feet below ground surface (feet bgs).
  - (6) Sample is a field duplicate.
- Not applicable / not analyzed.

**Table 6. Soil Analytical Results - Polychlorinated Biphenyls (PCBs)**

Parameter	Units	RBTC	Site Data															
			T19-0.5	T21-0.5	U21-0.5	V5-1.0	V11-0.7	V11-3.2	V11-6.2	V17-0.5	V19-0.6	V23-0.5	V26-0.9	Y3-1.0	Y11-0.8	Y17-0.9	Y17-3.4	Y17-6.4
Sample ID	-	-	T19	T21	U21	V5	V11	V11	V11	V17	V19	V23	V26	Y3	Y11	Y17	Y17	Y17
Location	-	-	T19	T21	U21	V5	V11	V11	V11	V17	V19	V23	V26	Y3	Y11	Y17	Y17	Y17
Depth	feet bgs	-	0.5	0.5	0.5	1.0	0.7	3.2	6.2	0.5	0.6	0.5	0.9	1.0	0.8	0.9	3.4	6.4
Date	mm/dd/yy	-	07/14/11	07/14/11	07/14/11	07/12/11	07/12/11	07/12/11	07/12/11	07/15/11	07/14/11	07/15/11	07/21/11	07/11/11	07/12/11	07/12/11	07/12/11	07/12/11
Aroclor-1016	µg/kg	2.40E+04	<17 J	<17	<34	<83	<17	<17	<17	<17	<34	<17	<17	<17	<17 J	<17	<17	<17
Aroclor-1221	µg/kg	-	<49 J	<49	<99	<240	<50	<50	<50	<50	<99	<50	<50	<50	<50 J	<50	<50	<49
Aroclor-1232	µg/kg	-	<49 J	<49	<99	<240	<50	<50	<50	<50	<99	<50	<50	<50	<50 J	<50	<50	<49
Aroclor-1242	µg/kg	-	<49 J	<49	<99	<240	<50	<50	<50	<50	<99	<50	<50	<50	<50 J	<50	<50	<49
Aroclor-1248	µg/kg	8.30E+02	<49 J	<49	<99	<b>934</b>	<50	<50	<50	<50	<99	<50	<50	<50	<50 J	<50	<50	<49
Aroclor-1254	µg/kg	8.30E+02	<b>697 J</b>	<49	<99	<b>479 J</b>	<50	<50	<50	<50	<99	<b>157</b>	<50	<b>61.1 J</b>	<b>147 J</b>	<50	<50	<49
Aroclor-1260	µg/kg	8.30E+02	<b>508 J</b>	<20	<40	<b>453 J</b>	<20	<20	<20	<20	<b>42.7 J</b>	<b>126</b>	<20	<b>52.3 J</b>	<20 J	<20	<20	<20

Notes:

- (1) Polychlorinated Biphenyls (PCBs) analyzed using USEPA Method 8082.
  - (2) Laboratory data qualifiers are as follows.
    - J Indicates an estimated value.
  - (3)  Indicates an exceedance of the RBTC.
  - (4) Bold font indicates a concentration detected at or above the method detection limit (MDL).
  - (5) Sampling depths reported in feet below ground surface (feet bgs).
  - (6) Sample is a field duplicate.
- Not applicable / not analyzed.

**Table 6. Soil Analytical Results - Polychlorinated Biphenyls (PCBs)**

Parameter	Units	RBTC	Site Data															
			Sample ID	Z16,17-0.9	Z16,17-3.4	Z16,17-6.4	Z27-1.0	AA17-4.0	BB2-1.5	BB2-1.5 <sup>(6)</sup>	BB8-2.7	BB11-1.5	BB23-0.7	EE26-3.8	GG26-0.0	GG26-0.0 <sup>(6)</sup>	HH23-0.0	KK26-0.1
Location	–	–	Y23	Z16,17	Z16,17	Z16,17	Z27	AA17	BB2	BB2	BB8	BB11	BB23	EE26	GG26	GG26	HH23	KK26
Depth	feet bgs	–	0.5	0.9	3.4	6.4	1.0	4.0	1.5	1.5	2.7	1.5	0.7	3.8	0.0	0.0	0.0	0.1
Date	mm/dd/yy	–	07/15/11	07/14/11	07/14/11	07/14/11	07/15/11	07/11/11	07/11/11	07/11/11	07/11/11	07/11/11	07/15/11	07/25/11	07/18/11	07/18/11	07/18/11	07/25/11
Aroclor-1016	µg/kg	2.40E+04	<17	<17	<17	<17	<17	<17	<17	<16	<17	<17	<17	<17	<17	<17	<17	<17
Aroclor-1221	µg/kg	–	<49	<50	<50	<49	<50	<49	<50	<48	<49	<50	<50	<49	<50	<50	<50	<50
Aroclor-1232	µg/kg	–	<49	<50	<50	<49	<50	<49	<50	<48	<49	<50	<50	<49	<50	<50	<50	<50
Aroclor-1242	µg/kg	–	<49	<50	<50	<49	<50	<49	<50	<48	<49	<50	<50	<49	<50	<50	<50	<50
Aroclor-1248	µg/kg	8.30E+02	<49	<50	<50	<49	<50	<49	<b>471</b>	<b>730</b>	<49	<50	<50	<49	<50	<50	<50	<50
Aroclor-1254	µg/kg	8.30E+02	<49	<50	<50	<49	<b>99.9 J</b>	<49	<b>317</b>	<b>310</b>	<49	<50	<50	<49	<50	<50	<50	<50
Aroclor-1260	µg/kg	8.30E+02	<b>39.1 J</b>	<20	<20	<20	<b>61.9 J</b>	<20	<b>177</b>	<b>155</b>	<20	<b>23.2 J</b>	<20	<20	<20	<b>25.7 J</b>	<20	<b>28.8 J</b>

Notes:

- (1) Polychlorinated Biphenyls (PCBs) analyzed using USEPA Method 8082.
- (2) Laboratory data qualifiers are as follows.
  - J Indicates an estimated value.
- (3)  Indicates an exceedance of the RBTC.
- (4) Bold font indicates a concentration detected at or above the method detection limit (MDL).
- (5) Sampling depths reported in feet below ground surface (feet bgs).
- (6) Sample is a field duplicate.
- Not applicable / not analyzed.

**Table 7. Soil Analytical Results - Pesticides**

Parameter	Units	RBTC	Site Data													
			D22-1.0	F20-0.5	F20-5.0	F20-8.5	F24-0.5	F24-5.0	F24-10.0	F24-10.0 DUP <sup>(6)</sup>	H17-0.5	H20-0.5	H20-5.0	H20-7.0	H22-0.6	H22-3.0
Sample ID	-	-	D22	F20	F20	F20	F24	F24	F24	F24	H17	H20	H20	H20	H22	H22
Location	-	-	D22	F20	F20	F20	F24	F24	F24	F24	H17	H20	H20	H20	H22	H22
Depth	feet bgs	-	1.0	0.5	5.0	8.5	0.5	5.0	10.0	10.0	0.5	0.5	5.0	7.0	0.6	3.0
Date	mm/dd/yy	-	07/26/11	08/30/11	08/30/11	08/30/11	08/30/11	08/30/11	08/30/11	08/30/11	07/26/11	08/30/11	08/30/11	08/30/11	08/30/11	08/30/11
Aldrin	µg/kg	1.10E+02	<50	<24	<59	<59	<5.9	<5.9 J	<24	<24	<50	<12	<24	<240 J	<24	<47
delta-BHC	µg/kg	-	<18	<24	<59	<59	<5.9	<5.9 J	<24	<24	<17	<12	<24	<240 J	<24	<47
Chlordane	µg/kg	7.20E+03	<500	<2,000	<5,000	<5,000	<490	<490 J	<2,000	<2,000	<500	<990	<2,000	<20,000 J	<2,000	<3,900
4,4'-DDD	µg/kg	8.00E+03	<18	<42	<100	<100	<b>19.1 J</b>	<10 J	<42	<42	<17	<b>66.4 J</b>	<41	<420 J	<42	<82
4,4'-DDE	µg/kg	5.60E+03	<15	<36	<b>131 J</b>	<b>246 J</b>	<b>47.1 J</b>	<8.8 J	<36	<36	<15	<b>128</b>	<35	<b>2,020 J</b>	<36	<71
4,4'-DDT	µg/kg	7.80E+03	<15	<30	<74	<74	<7.4	<7.4 J	<30	<30	<15	<15	<29	<300 J	<30	<59
Dieldrin	µg/kg	1.20E+02	<15	<36	<89	<89	<8.8	<8.8 J	<36	<36	<15	<18	<35	<360 J	<36	<71
Endosulfan I	µg/kg	4.10E+06	<18	<34	<84	<84	<8.3	<8.3 J	<34	<34	<17	<17	<33	<340 J	<34	<67
Endosulfan II	µg/kg	4.10E+06	<18	<36	<89	<89	<8.8	<8.8 J	<36	<36	<17	<18	<35	<360 J	<36	<71
Endosulfan sulfate	µg/kg	4.10E+06	<40	<34	<84	<84	<8.3	<8.3 J	<34	<34	<40	<17	<33	<340 J	<34	<67
Endrin	µg/kg	2.10E+05	<15	<36	<89	<89	<8.8	<8.8 J	<36	<36	<15	<18	<35	<360 J	<36	<71
Endrin aldehyde	µg/kg	2.10E+05	<30	<36	<89	<89	<8.8	<8.8 J	<36	<36	<30	<18	<35	<360 J	<36	<71
Heptachlor	µg/kg	4.30E+02	<30	<28	<69	<69	<6.9	<6.9 J	<28	<28	<30	<14	<27	<280 J	<28	<55
Heptachlor epoxide	µg/kg	2.10E+02	<20	<30	<74	<74	<7.4	<7.4 J	<30	<30	<20	<15	<29	<300 J	<30	<59
alpha-Hexachlorocyclohexane	µg/kg	3.00E+02	<55	<22	<54	<54	<5.4	<5.4 J	<22	<22	<54	<11	<22	<220 J	<22	<43
beta-Hexachlorocyclohexane	µg/kg	1.10E+03	<18	<48	<120	<120	<12	<12 J	<48	<48	<17	<24	<47	<480 J	<48	<94
gamma-Hexachlorocyclohexane (Lindane)	µg/kg	2.30E+03	<38	<24	<59	<59	<5.9	<5.9 J	<24	<24	<37	<12	<24	<240 J	<24	<47
Methoxychlor	µg/kg	3.40E+06	<18	<32	<79	<79	<7.8	<7.8 J	<32	<32	<17	<16	<31	<320 J	<32	<63
Toxaphene	µg/kg	1.70E+03	<500	<2,000	<5,000	<5,000	<490	<490 J	<2,000	<2,000	<500	<990	<2,000	<20,000 J	<2,000	<3,900

Notes:

- (1) Pesticides analyzed using USEPA Method 8081A.
- (2) Laboratory data qualifiers are as follows.
  - J Indicates an estimated value.
- (3)  Indicates an exceedance of the RBTC.
- (4) Bold font indicates a concentration detected at or above the method detection limit (MDL).
- (5) Sampling depths reported in feet below ground surface (feet bgs).
- (6) Sample is a field duplicate.
- Not applicable / not analyzed.

**Table 7. Soil Analytical Results - Pesticides**

Parameter	Units	RBTC	Site Data													
			H22-3.0 DUP <sup>(6)</sup>	H22-6.0	J20-0.5	J20-4.5	J20-8.5	J22-0.6	J22-5.0	J22-8.6	K19-1.0	K21-0.5	K21-0.5 <sup>(6)</sup>	K23-1.4	K27-0.5	L6-0.9
Sample ID	-	-	H22	H22	J20	J20	J20	J22	J22	J22	K19	K21	K21	K23	K27	L6
Location	-	-														
Depth	feet bgs	-	3.0	6.0	0.5	4.5	8.5	0.6	5.0	8.6	1.0	0.5	0.5	1.4	0.5	0.9
Date	mm/dd/yy	-	08/30/11	08/30/11	08/29/11	08/29/11	08/29/11	08/29/11	08/29/11	08/29/11	07/18/11	07/18/11	07/18/11	07/20/11	07/26/11	07/13/11
Aldrin	µg/kg	1.10E+02	<48 J	<480	<3.6	<1.2	<60	<2.4	<12	<12	<2,000	<10	<9.7	<49	<9.9	<99
delta-BHC	µg/kg	-	<48 J	<480	<3.6	<1.2	<60	<2.4	<12	<12	<700	<3.5	<3.4	<17	<3.5	<35
Chlordane	µg/kg	7.20E+03	<4,000 J	<40,000	<300	<100	<5,000	<b>271</b>	<1,000	<1,000	<20,000	<100	<97	<490	<99	<990
4,4'-DDD	µg/kg	8.00E+03	<84 J	<840	<6.3	<2.1	<110	<b>6.6 J</b>	<21	<21	<700	<3.5	<3.4	<17	<3.5	<35
4,4'-DDE	µg/kg	5.60E+03	<72 J	<b>2,060 J</b>	<5.4	<b>2.2 J</b>	<90	<b>4.5 J</b>	<b>23.0 J</b>	<18	<600	<3.0	<2.9	<15	<3.0	<30
4,4'-DDT	µg/kg	7.80E+03	<60 J	<600	<4.5	<1.5	<75	<3.0	<15	<15	<600	<3.0	<2.9	<15	<3.0	<30
Dieldrin	µg/kg	1.20E+02	<72 J	<720	<5.4	<1.8	<90	<3.6	<18	<18	<600	<3.0	<2.9	<15	<3.0	<30
Endosulfan I	µg/kg	4.10E+06	<68 J	<680	<5.1	<1.7	<85	<3.4	<17	<17	<700	<3.5	<3.4	<17	<3.5	<35
Endosulfan II	µg/kg	4.10E+06	<72 J	<720	<5.4	<1.8	<90	<3.6	<18	<18	<700	<3.5	<3.4	<17	<3.5	<35
Endosulfan sulfate	µg/kg	4.10E+06	<68 J	<680	<5.1	<1.7	<85	<3.4	<17	<17	<1,600	<8.0	<7.8	<39	<7.9	<79
Endrin	µg/kg	2.10E+05	<72 J	<720	<5.4	<1.8	<90	<3.6	<18	<18	<600	<3.0	<2.9	<15	<3.0	<30
Endrin aldehyde	µg/kg	2.10E+05	<72 J	<720	<5.4	<1.8	<90	<3.6	<18	<18	<1,200	<6.0	<5.8	<29	<5.9	<59
Heptachlor	µg/kg	4.30E+02	<56 J	<560	<4.2	<1.4	<70	<2.8	<14	<14	<1,200	<6.0	<5.8	<29	<5.9	<59
Heptachlor epoxide	µg/kg	2.10E+02	<60 J	<600	<4.5	<1.5	<75	<3.0	<15	<15	<800	<4.0	<3.9	<20	<4.0	<40
alpha-Hexachlorocyclohexane	µg/kg	3.00E+02	<44 J	<440	<3.3	<1.1	<55	<2.2	<11	<11	<2,200	<11	<11	<54	<11	<110
beta-Hexachlorocyclohexane	µg/kg	1.10E+03	<96 J	<960	<7.2	<2.4	<120	<4.8	<24	<24	<700	<3.5	<3.4	<17	<3.5	<35
gamma-Hexachlorocyclohexane (Lindane)	µg/kg	2.30E+03	<48 J	<480	<3.6	<1.2	<60	<2.4	<12	<12	<1,500	<7.5	<7.3	<37	<7.4	<74
Methoxychlor	µg/kg	3.40E+06	<64 J	<640	<4.8	<1.6	<80	<3.2	<16	<16	<700	<3.5	<3.4	<17	<3.5	<35
Toxaphene	µg/kg	1.70E+03	<4,000 J	<40,000	<300	<100	<5,000	<200	<1,000	<1,000	<20,000	<100	<97	<490	<99	<990

Notes:

- (1) Pesticides analyzed using USEPA Method 8081A.
  - (2) Laboratory data qualifiers are as follows.
    - J Indicates an estimated value.
  - (3)  Indicates an exceedance of the RBTC.
  - (4) Bold font indicates a concentration detected at or above the method detection limit (MDL).
  - (5) Sampling depths reported in feet below ground surface (feet bgs).
  - (6) Sample is a field duplicate.
- Not applicable / not analyzed.

**Table 7. Soil Analytical Results - Pesticides**

Parameter	Units	RBTC	Site Data													
			Sample ID	L20-0.7	L23-0.5	M2-0.9	M19-0.5	M22-0.5	N6-0.8	N7-0.3	N7-0.3 <sup>(6)</sup>	N17-2.0	N21-1.0	N25-0.9	OP19-1.3	OP3,4-1.0
Location	–	–	L20	L23	M2	M19	M22	N6	N7	N7	N17	N21	N25	OP19	OP3,4	OP3,4
Depth	feet bgs	–	0.7	0.5	0.9	0.5	0.5	0.8	0.3	0.3	2.0	1.0	0.9	1.3	1.0	1.0
Date	mm/dd/yy	–	07/20/11	07/20/11	07/13/11	07/20/11	07/20/11	07/13/11	07/19/11	07/19/11	07/18/11	07/20/11	07/22/11	07/21/11	07/13/11	07/13/11
Aldrin	µg/kg	1.10E+02	<20,000	<9.7	<800	<9,700	<50	<20,000 J	<50	<50	<1,000	<970	<50	<98	<10	<9.7
delta-BHC	µg/kg	–	<6,900	<3.4	<280	<3,400	<18	<6,900 J	<17	<17	<350	<340	<18	<34	<3.5	<3.4
Chlordane	µg/kg	7.20E+03	<200,000	<97	<8,000	<97,000	<500	<200,000 J	<500	<500	<10,000	<9,700	<500	<980	<100	<97
4,4'-DDD	µg/kg	8.00E+03	<6,900	<3.4	<280	<3,400	<18	<6,900 J	<17	<17	<350	<340	<18	<34	<3.5	<3.4
4,4'-DDE	µg/kg	5.60E+03	<5,900	<2.9	<240	<2,900	<15	<5,900 J	<15	<15	<300	<290	<15	<29	<3.0	<2.9
4,4'-DDT	µg/kg	7.80E+03	<5,900	<2.9	<240	<2,900	<15	<5,900 J	<15	<15	<300	<290	<15	<29	<3.0	<2.9
Dieldrin	µg/kg	1.20E+02	<5,900	<2.9	<240	<2,900	<15	<5,900 J	<15	<15	<300	<290	<15	<29	<3.0	<2.9
Endosulfan I	µg/kg	4.10E+06	<6,900	<3.4	<280	<3,400	<18	<6,900 J	<17	<17	<350	<340	<18	<34	<3.5	<3.4
Endosulfan II	µg/kg	4.10E+06	<6,900	<3.4	<280	<3,400	<18	<6,900 J	<17	<17	<350	<340	<18	<34	<3.5	<3.4
Endosulfan sulfate	µg/kg	4.10E+06	<16,000	<7.8	<640	<7,800	<40	<16,000 J	<40	<40	<800	<780	<40	<78	<8.0	<7.8
Endrin	µg/kg	2.10E+05	<5,900	<2.9	<240	<2,900	<15	<5,900 J	<15	<15	<300	<290	<15	<29	<3.0	<2.9
Endrin aldehyde	µg/kg	2.10E+05	<12,000	<5.8	<480	<5,800	<30	<12,000 J	<30	<30	<600	<580	<30	<59	<6.0	<5.8
Heptachlor	µg/kg	4.30E+02	<12,000	<5.8	<480	<5,800	<30	<12,000 J	<30	<30	<600	<580	<30	<59	<6.0	<5.8
Heptachlor epoxide	µg/kg	2.10E+02	<7,900	<3.9	<320	<3,900	<20	<7,900 J	<20	<20	<400	<390	<20	<39	<4.0	<3.9
alpha-Hexachlorocyclohexane	µg/kg	3.00E+02	<22,000	<11	<880	<11,000	<55	<22,000 J	<54	<54	<1,100	<1,100	<55	<110	<11	<11
beta-Hexachlorocyclohexane	µg/kg	1.10E+03	<6,900	<3.4	<280	<3,400	<18	<6,900 J	<17	<17	<350	<340	<18	<34	<3.5	<3.4
gamma-Hexachlorocyclohexane (Lindane)	µg/kg	2.30E+03	<15,000	<7.3	<600	<7,300	<38	<15,000 J	<37	<37	<750	<730	<38	<74	<7.5	<7.3
Methoxychlor	µg/kg	3.40E+06	<6,900	<3.4	<280	<3,400	<18	<6,900 J	<17	<17	<350	<340	<18	<34	<3.5	<3.4
Toxaphene	µg/kg	1.70E+03	<200,000	<97	<8,000	<97,000	<500	<200,000 J	<500	<500	<10,000	<9,700	<500	<980	<100	<97

Notes:

- (1) Pesticides analyzed using USEPA Method 8081A.
- (2) Laboratory data qualifiers are as follows.  
 J Indicates an estimated value.
- (3)  Indicates an exceedance of the RBTC.
- (4) Bold font indicates a concentration detected at or above the method detection limit (MDL).
- (5) Sampling depths reported in feet below ground surface (feet bgs).
- (6) Sample is a field duplicate.
- Not applicable / not analyzed.

**Table 7. Soil Analytical Results - Pesticides**

Parameter	Units	RBTC	Site Data													
Sample ID	–	–	OP 7,8-1.3	OP9-0.5	P1-0.8	P6-1.0	P17-0.5	P23-3.7	P25-2.7	P27-0.9	P27-0.9 <sup>(6)</sup>	P27-5.0	P27-6.4	PQ4,5-1.0	Q17-1.9	Q20-1.1
Location	–	–	OP7,8	OP9	P1	P6	P17	P23	P25	P27	P27	P27	P27	PQ4,5	Q17	Q20
Depth	feet bgs	–	1.3	0.5	0.8	1.0	0.5	3.7	2.7	0.9	0.9	5.0	6.4	1.0	1.9	1.1
Date	mm/dd/yy	–	07/19/11	07/19/11	07/12/11	07/13/11	07/18/11	07/22/11	07/26/11	07/21/11	07/21/11	07/21/11	07/21/11	07/13/11	07/21/11	07/21/11
Aldrin	µg/kg	1.10E+02	<9.6	<48 J	<200	<99	<10	<50	<9.9	<10	<400	<9.8	<9.7	<9.9	<9.9	<10
delta-BHC	µg/kg	–	<3.4	<17 J	<69	<35	<3.5	<18	<3.5	<3.5	<140	<3.4	<3.4	<3.5	<3.5	<3.5
Chlordane	µg/kg	7.20E+03	<96	<480 J	<2,000	<990	<100	<500	<99	<100	<4,000	<98	<97	<99	<99	<100
4,4'-DDD	µg/kg	8.00E+03	<3.4	<17 J	<69	<35	<3.5	<18	<3.5	<3.5	<140	<3.4	<3.4	<3.5	<3.5	<3.5
4,4'-DDE	µg/kg	5.60E+03	<2.9	<14 J	<59	<30	<3.0	<15	<3.0	<3.0	<120	<2.9	<2.9	<3.0	<3.0	<3.0
4,4'-DDT	µg/kg	7.80E+03	<2.9	<14 J	<59	<30	<3.0	<15	<3.0	<3.0	<120	<2.9	<2.9	<3.0	<3.0	<3.0
Dieldrin	µg/kg	1.20E+02	<2.9	<14 J	<59	<30	<3.0	<15	<3.0	<3.0	<120	<2.9	<2.9	<3.0	<3.0	<3.0
Endosulfan I	µg/kg	4.10E+06	<3.4	<17 J	<69	<35	<3.5	<18	<3.5	<3.5	<b>250 J</b>	<3.4	<3.4	<3.5	<3.5	<3.5
Endosulfan II	µg/kg	4.10E+06	<3.4	<17 J	<69	<35	<3.5	<18	<3.5	<3.5	<140	<3.4	<3.4	<3.5	<3.5	<3.5
Endosulfan sulfate	µg/kg	4.10E+06	<7.7	<38 J	<160	<79	<8.0	<40	<7.9	<8.0	<320	<7.8	<7.8	<7.9	<7.9	<8.0
Endrin	µg/kg	2.10E+05	<2.9	<14 J	<59	<30	<3.0	<15	<3.0	<3.0	<120	<2.9	<2.9	<3.0	<3.0	<3.0
Endrin aldehyde	µg/kg	2.10E+05	<5.8	<29 J	<120	<59	<6.0	<30	<5.9	<6.0	<240	<5.9	<5.8	<5.9	<5.9	<6.0
Heptachlor	µg/kg	4.30E+02	<5.8	<29 J	<120	<59	<6.0	<30	<5.9	<6.0	<240	<5.9	<5.8	<5.9	<5.9	<6.0
Heptachlor epoxide	µg/kg	2.10E+02	<3.8	<19 J	<79	<40	<4.0	<20	<4.0	<4.0	<160	<3.9	<3.9	<4.0	<4.0	<4.0
alpha-Hexachlorocyclohexane	µg/kg	3.00E+02	<11	<53 J	<220	<110	<11	<55	<11	<11	<440	<11	<11	<11	<11	<11
beta-Hexachlorocyclohexane	µg/kg	1.10E+03	<3.4	<17 J	<69	<35	<3.5	<18	<3.5	<3.5	<140	<3.4	<3.4	<3.5	<3.5	<3.5
gamma-Hexachlorocyclohexane (Lindane)	µg/kg	2.30E+03	<7.2	<36 J	<150	<74	<7.5	<38	<7.4	<7.5	<300	<7.4	<7.3	<7.4	<7.4	<7.5
Methoxychlor	µg/kg	3.40E+06	<3.4	<17 J	<69	<35	<3.5	<18	<3.5	<3.5	<140	<3.4	<3.4	<3.5	<3.5	<3.5
Toxaphene	µg/kg	1.70E+03	<96	<480 J	<2,000	<990	<100	<500	<99	<100	<4,000	<98	<97	<99	<99	<100

Notes:

- (1) Pesticides analyzed using USEPA Method 8081A.
- (2) Laboratory data qualifiers are as follows.
  - J Indicates an estimated value.
- (3)  Indicates an exceedance of the RBTC.
- (4) Bold font indicates a concentration detected at or above the method detection limit (MDL).
- (5) Sampling depths reported in feet below ground surface (feet bgs).
- (6) Sample is a field duplicate.
- Not applicable / not analyzed.



**Table 7. Soil Analytical Results - Pesticides**

Parameter	Units	RBTC	Site Data													
			QR3,4-1.0	QR 7,8-1.0	R6-0.5	R10-0.5	R19-1.5	R25-0.5	S2-1.0	S17-1.0	S20-1.7	S22-0.8	S26-0.8	T8-0.5	T19-0.5	T21-0.5
Sample ID	-	-	QR3,4	QR7,8	R6	R10	R19	R25	S2	S17	S20	S22	S26	T8	T19	T21
Location	-	-	1.0	1.0	0.5	0.5	1.5	0.5	1.0	1.0	1.7	0.8	0.8	0.5	0.5	0.5
Depth	feet bgs	-	07/13/11	07/19/11	07/14/11	07/14/11	07/21/11	07/25/11	07/12/11	07/21/11	07/15/11	07/21/11	07/21/11	07/12/11	07/14/11	07/14/11
Date	mm/dd/yy	-														
Aldrin	µg/kg	1.10E+02	<9.9	<96	<300	<9.8	<48	<10	<200	<200	<9.9	<9.9	<9.9	<10	<290	<9.8
delta-BHC	µg/kg	-	<3.5	<34	<100	<3.4	<17	<3.5	<69	<70	<3.5	<3.5	<3.5	<3.5	<100	<3.4
Chlordane	µg/kg	7.20E+03	<99	<960	<3,000	<98	<480	<100	<2,000	<2,000	<99	<99	<99	<100	<2,900	<98
4,4'-DDD	µg/kg	8.00E+03	<3.5	<34	<100	<3.4	<17	<3.5	<69	<70	<3.5	<3.5	<3.5	<3.5	<100	<3.4
4,4'-DDE	µg/kg	5.60E+03	<3.0	<29	<89	<2.9	<14	<3.0	<59	<60	<3.0	<3.0	<3.0	<3.0	<88	<2.9
4,4'-DDT	µg/kg	7.80E+03	<3.0	<29	<89	<2.9	<14	<3.0	<59	<60	<3.0	<3.0	<3.0	<3.0	<88	<2.9
Dieldrin	µg/kg	1.20E+02	<3.0	<29	<89	<2.9	<14	<3.0	<59	<60	<3.0	<3.0	<3.0	<3.0	<88	<2.9
Endosulfan I	µg/kg	4.10E+06	<3.5	<34	<100	<3.4	<17	<3.5	<69	<70	<3.5	<3.5	<3.5	<3.5	<100	<3.4
Endosulfan II	µg/kg	4.10E+06	<3.5	<34	<100	<3.4	<17	<3.5	<69	<70	<3.5	<3.5	<3.5	<3.5	<100	<3.4
Endosulfan sulfate	µg/kg	4.10E+06	<7.9	<77	<240	<7.8	<38	<8.0	<160	<160	<7.9	<7.9	<7.9	<8.0	<240	<7.8
Endrin	µg/kg	2.10E+05	<3.0	<29	<89	<2.9	<14	<3.0	<59	<60	<3.0	<3.0	<3.0	<3.0	<88	<2.9
Endrin aldehyde	µg/kg	2.10E+05	<5.9	<58	<180	<5.9	<29	<6.0	<120	<120	<5.9	<5.9	<5.9	<6.0	<180	<5.9
Heptachlor	µg/kg	4.30E+02	<5.9	<58	<180	<5.9	<29	<6.0	<120	<120	<5.9	<5.9	<5.9	<6.0	<180	<5.9
Heptachlor epoxide	µg/kg	2.10E+02	<4.0	<38	<120	<3.9	<19	<4.0	<78	<80	<4.0	<4.0	<4.0	<4.0	<120	<3.9
alpha-Hexachlorocyclohexane	µg/kg	3.00E+02	<11	<110	<330	<11	<53	<11	<220	<220	<11	<11	<11	<11	<320	<11
beta-Hexachlorocyclohexane	µg/kg	1.10E+03	<3.5	<34	<100	<3.4	<17	<3.5	<69	<70	<3.5	<3.5	<3.5	<3.5	<100	<3.4
gamma-Hexachlorocyclohexane (Lindane)	µg/kg	2.30E+03	<7.4	<72	<220	<7.4	<36	<7.5	<150	<150	<7.4	<7.4	<7.4	<7.5	<220	<7.4
Methoxychlor	µg/kg	3.40E+06	<3.5	<34	<100	<3.4	<17	<3.5	<69	<70	<3.5	<3.5	<3.5	<3.5	<100	<3.4
Toxaphene	µg/kg	1.70E+03	<99	<960	<3,000	<98	<480	<100	<2,000	<2,000	<99	<99	<99	<100	<2,900	<98

Notes:

- (1) Pesticides analyzed using USEPA Method 8081A.
  - (2) Laboratory data qualifiers are as follows.
    - J Indicates an estimated value.
  - (3)  Indicates an exceedance of the RBTC.
  - (4) Bold font indicates a concentration detected at or above the method detection limit (MDL).
  - (5) Sampling depths reported in feet below ground surface (feet bgs).
  - (6) Sample is a field duplicate.
- Not applicable / not analyzed.

**Table 7. Soil Analytical Results - Pesticides**

Parameter	Units	RBTC	Site Data													
Sample ID	–	–	U21-0.5	V5-1.0	V11-0.7	V11-3.2	V11-6.2	V17-0.5	V19-0.6	V23-0.5	V26-0.9	Y3-1.0	Y11-0.8	Y17-0.9	Y17-3.4	Y17-6.4
Location	–	–	U21	V5	V11	V11	V11	V17	V19	V23	V26	Y3	Y11	Y17	Y17	Y17
Depth	feet bgs	–	0.5	1.0	0.7	3.2	6.2	0.5	0.6	0.5	0.9	1.0	0.8	0.9	3.4	6.4
Date	mm/dd/yy	–	07/14/11	07/12/11	07/12/11	07/12/11	07/12/11	07/15/11	07/14/11	07/15/11	07/21/11	07/11/11	07/12/11	07/12/11	07/12/11	07/12/11
Aldrin	µg/kg	1.10E+02	<30	<780	<9.9	<10	<9.9	<9.9	<300	<29	<10	<590	<30	<9.9	<10	<9.8
delta-BHC	µg/kg	–	<10	<270	<3.5	<3.5	<3.5	<3.5	<100	<10	<3.5	<210	<10	<3.5	<3.5	<3.4
Chlordane	µg/kg	7.20E+03	<300	<7,800	<99	<100	<99	<99	<3,000	<290	<100	<5,900	<b>438 J</b>	<99	<100	<98
4,4'-DDD	µg/kg	8.00E+03	<10	<270	<3.5	<3.5	<3.5	<3.5	<100	<10	<3.5	<210	<10	<3.5	<3.5	<3.4
4,4'-DDE	µg/kg	5.60E+03	<8.9	<230	<3.0	<b>10.4 J</b>	<3.0	<3.0	<89	<8.8	<3.0	<180	<b>13.9 J</b>	<3.0	<3.0	<2.9
4,4'-DDT	µg/kg	7.80E+03	<8.9	<230	<3.0	<3.0	<3.0	<3.0	<89	<8.8	<3.0	<180	<8.9	<3.0	<3.0	<2.9
Dieldrin	µg/kg	1.20E+02	<8.9	<230	<3.0	<3.0	<3.0	<3.0	<89	<8.8	<3.0	<180	<8.9	<3.0	<3.0	<2.9
Endosulfan I	µg/kg	4.10E+06	<10	<270	<3.5	<3.5	<3.5	<3.5	<100	<10	<3.5	<210	<10	<3.5	<3.5	<3.4
Endosulfan II	µg/kg	4.10E+06	<10	<270	<3.5	<3.5	<3.5	<3.5	<100	<10	<3.5	<210	<10	<3.5	<3.5	<3.4
Endosulfan sulfate	µg/kg	4.10E+06	<24	<620	<7.9	<8.0	<7.9	<7.9	<240	<24	<8.0	<480	<24	<7.9	<8.0	<7.8
Endrin	µg/kg	2.10E+05	<8.9	<230	<3.0	<3.0	<3.0	<3.0	<89	<8.8	<3.0	<180	<8.9	<3.0	<3.0	<2.9
Endrin aldehyde	µg/kg	2.10E+05	<18	<470	<5.9	<6.0	<5.9	<5.9	<180	<18	<6.0	<360	<18	<5.9	<6.0	<5.9
Heptachlor	µg/kg	4.30E+02	<18	<470	<5.9	<6.0	<5.9	<5.9	<180	<18	<6.0	<360	<18	<5.9	<6.0	<5.9
Heptachlor epoxide	µg/kg	2.10E+02	<12	<310	<4.0	<4.0	<4.0	<4.0	<120	<12	<4.0	<240	<12	<4.0	<4.0	<3.9
alpha-Hexachlorocyclohexane	µg/kg	3.00E+02	<33	<850	<11	<11	<11	<11	<330	<32	<11	<650	<33	<11	<11	<11
beta-Hexachlorocyclohexane	µg/kg	1.10E+03	<10	<270	<3.5	<3.5	<3.5	<3.5	<100	<10	<3.5	<210	<10	<3.5	<3.5	<3.4
gamma-Hexachlorocyclohexane (Lindane)	µg/kg	2.30E+03	<22	<580	<7.4	<7.5	<7.4	<7.4	<220	<22	<7.5	<450	<22	<7.4	<7.5	<7.4
Methoxychlor	µg/kg	3.40E+06	<10	<270	<3.5	<3.5	<3.5	<3.5	<100	<10	<3.5	<210	<10	<3.5	<3.5	<3.4
Toxaphene	µg/kg	1.70E+03	<300	<7,800	<99	<100	<99	<99	<3,000	<290	<100	<5,900	<300	<99	<100	<98

Notes:

- (1) Pesticides analyzed using USEPA Method 8081A.
  - (2) Laboratory data qualifiers are as follows.
    - J Indicates an estimated value.
  - (3)  Indicates an exceedance of the RBTC.
  - (4) Bold font indicates a concentration detected at or above the method detection limit (MDL).
  - (5) Sampling depths reported in feet below ground surface (feet bgs).
  - (6) Sample is a field duplicate.
- Not applicable / not analyzed.

**Table 7. Soil Analytical Results - Pesticides**

Parameter	Units	RBTC	Site Data													
			Y23-0.5	Z16,17-0.9	Z16,17-3.4	Z16,17-6.4	Z27-1.0	AA17-4.0	BB2-1.5	BB2-1.5 <sup>(6)</sup>	BB8-2.7	BB11-1.5	BB23-0.7	EE26-3.8	GG26-0.0	GG26-0.0 <sup>(6)</sup>
Sample ID	–	–	Y23	Z16,17	Z16,17	Z16,17	Z27	AA17	BB2	BB2	BB8	BB11	BB23	EE26	GG26	GG26
Location	–	–	0.5	0.9	3.4	6.4	1.0	4.0	1.5	1.5	2.7	1.5	0.7	3.8	0.0	0.0
Depth	feet bgs	–	07/15/11	07/14/11	07/14/11	07/14/11	07/15/11	07/11/11	07/11/11	07/11/11	07/11/11	07/11/11	07/15/11	07/25/11	07/18/11	07/18/11
Date	mm/dd/yy	–														
Aldrin	µg/kg	1.10E+02	<500	<9.9	<20	<9.8	<500	<9.8	<800	<96	<9.8	<9.9	<9.8	<9.8	<100	<50
delta-BHC	µg/kg	–	<170	<3.5	<6.9	<3.4	<180	<3.4	<280	<34	<3.4	<3.5	<3.4	<3.4	<35	<17
Chlordane	µg/kg	7.20E+03	<5,000	<99	<200	<98	<5,000	<98	<8,000	<960	<98	<99	<98	<98	<1,000	<500
4,4'-DDD	µg/kg	8.00E+03	<170	<3.5	<b>61.3</b>	<3.4	<180	<3.4	<280	<34	<b>22.5 J</b>	<b>7.5 J</b>	<3.4	<3.4	<35	<17
4,4'-DDE	µg/kg	5.60E+03	<150	<3.0	<b>231</b>	<2.9	<150	<b>4.4 J</b>	<240	<29	<b>31.7</b>	<b>7.4 J</b>	<2.9	<2.9	<30	<15
4,4'-DDT	µg/kg	7.80E+03	<150	<3.0	<5.9	<2.9	<150	<2.9	<240	<29	<b>101</b>	<b>4.1 J</b>	<2.9	<2.9	<30	<15
Dieldrin	µg/kg	1.20E+02	<150	<3.0	<5.9	<2.9	<150	<2.9	<240	<29	<2.9	<b>16.0 J</b>	<2.9	<2.9	<30	<15
Endosulfan I	µg/kg	4.10E+06	<170	<3.5	<6.9	<3.4	<180	<3.4	<280	<34	<3.4	<3.5	<3.4	<3.4	<35	<17
Endosulfan II	µg/kg	4.10E+06	<170	<3.5	<6.9	<3.4	<180	<3.4	<280	<34	<3.4	<3.5	<3.4	<3.4	<35	<17
Endosulfan sulfate	µg/kg	4.10E+06	<400	<7.9	<16	<7.8	<400	<7.8	<640	<77	<7.8	<7.9	<7.8	<7.8	<80	<40
Endrin	µg/kg	2.10E+05	<150	<3.0	<5.9	<2.9	<150	<2.9	<240	<29	<2.9	<3.0	<2.9	<2.9	<30	<15
Endrin aldehyde	µg/kg	2.10E+05	<300	<5.9	<12	<5.9	<300	<5.9	<480	<58	<5.9	<5.9	<5.9	<5.9	<60	<30
Heptachlor	µg/kg	4.30E+02	<300	<5.9	<12	<5.9	<300	<5.9	<480	<58	<5.9	<5.9	<5.9	<5.9	<60	<30
Heptachlor epoxide	µg/kg	2.10E+02	<200	<4.0	<7.9	<3.9	<200	<3.9	<320	<38	<3.9	<4.0	<3.9	<3.9	<40	<20
alpha-Hexachlorocyclohexane	µg/kg	3.00E+02	<540	<11	<22	<11	<550	<11	<880	<110	<11	<11	<11	<11	<110	<54
beta-Hexachlorocyclohexane	µg/kg	1.10E+03	<170	<3.5	<6.9	<3.4	<180	<3.4	<280	<34	<3.4	<3.5	<3.4	<3.4	<35	<17
gamma-Hexachlorocyclohexane (Lindane)	µg/kg	2.30E+03	<370	<7.4	<15	<7.4	<380	<7.4	<600	<72	<7.4	<7.4	<7.4	<7.4	<75	<37
Methoxychlor	µg/kg	3.40E+06	<170	<3.5	<6.9	<3.4	<180	<3.4	<280	<34	<3.4	<3.5	<3.4	<3.4	<35	<17
Toxaphene	µg/kg	1.70E+03	<5,000	<99	<200	<98	<5,000	<98	<8,000	<960	<98	<99	<98	<98	<1,000	<500

Notes:

- (1) Pesticides analyzed using USEPA Method 8081A.
- (2) Laboratory data qualifiers are as follows.
  - J Indicates an estimated value.
- (3)  Indicates an exceedance of the RBTC.
- (4) Bold font indicates a concentration detected at or above the method detection limit (MDL).
- (5) Sampling depths reported in feet below ground surface (feet bgs).
- (6) Sample is a field duplicate.
- Not applicable / not analyzed.

**Table 7. Soil Analytical Results - Pesticides**

Parameter	Units	RBTC	Site Data	
Sample ID	-	-	HH23-0.0	KK26-0.1
Location	-	-	HH23	KK26
Depth	feet bgs	-	0.0	0.1
Date	mm/dd/yy	-	07/18/11	07/25/11
Aldrin	µg/kg	1.10E+02	<200	<1,000
delta-BHC	µg/kg	-	<70	<350
Chlordane	µg/kg	7.20E+03	<2,000	<10,000
4,4'-DDD	µg/kg	8.00E+03	<70	<350
4,4'-DDE	µg/kg	5.60E+03	<60	<300
4,4'-DDT	µg/kg	7.80E+03	<60	<300
Dieldrin	µg/kg	1.20E+02	<60	<300
Endosulfan I	µg/kg	4.10E+06	<70	<350
Endosulfan II	µg/kg	4.10E+06	<70	<350
Endosulfan sulfate	µg/kg	4.10E+06	<160	<800
Endrin	µg/kg	2.10E+05	<60	<300
Endrin aldehyde	µg/kg	2.10E+05	<120	<600
Heptachlor	µg/kg	4.30E+02	<120	<600
Heptachlor epoxide	µg/kg	2.10E+02	<80	<400
alpha-Hexachlorocyclohexane	µg/kg	3.00E+02	<220	<1,100
beta-Hexachlorocyclohexane	µg/kg	1.10E+03	<70	<350
gamma-Hexachlorocyclohexane (Lindane)	µg/kg	2.30E+03	<150	<750
Methoxychlor	µg/kg	3.40E+06	<70	<350
Toxaphene	µg/kg	1.70E+03	<2,000	<10,000

Notes:

- (1) Pesticides analyzed using USEPA Method 8081A.
  - (2) Laboratory data qualifiers are as follows.
    - J Indicates an estimated value.
  - (3)  Indicates an exceedance of the RBTC.
  - (4) Bold font indicates a concentration detected at or above the method detection limit (MDL).
  - (5) Sampling depths reported in feet below ground surface (feet bgs).
  - (6) Sample is a field duplicate.
- Not applicable / not analyzed.



**Table 8. Groundwater Analytical Results - Volatile Organic Compounds (VOCs)**

Parameter	Units	RBTC	Site Data														
			R25-GW	R25A-GW <sup>(5)</sup>	EE26-GW	KK23-GW	KK26-GW	NN26-GW	GG27-GW-14	GG27-GW-41	GG27-GW-60	AA27-GW-14	AA27-GW-46	AA27-GW-69	MM27-GW-15	MM27-GW-41	MM27-GW-60
Sample ID	-	-	R25	R25	EE26	KK23	KK26	NN26	GG27	GG27	GG27	AA27	AA27	AA27	MM27	MM27	MM27
Location	-	-	R25	R25	EE26	KK23	KK26	NN26	GG27	GG27	GG27	AA27	AA27	AA27	MM27	MM27	MM27
Zone	-	-	A	A	A	A	A	A	A	B	C	A	B	C	A	B	C
Date	mm/dd/yy	-	07/25/2011	07/25/2011	07/25/2011	07/25/2011	07/25/2011	07/25/2011	01/24/12	01/24/12	01/24/12	01/24/12	01/24/12	01/24/12	01/24/12	01/24/12	01/24/12
2-Hexanone (methyl butyl ketone)	µg/L	4.90E+05	<10	<10	<10	<10	<10	<10	<2.0	<2.0	<2.0	<2.0	<2.0	<2.0	<2.0	<2.0	<2.0
Hexachlorobutadiene	µg/L	-	<0.50	<0.50	<0.50	<0.50	<0.50	<0.50	<0.20	<0.20	<0.20	<0.20	<0.20	<0.20	<0.20	<0.20	<0.20
Cumene	µg/L	1.70E+06	<0.20	<0.20	<0.20	<0.20	<0.20	<0.20	<0.20	<0.20	<0.20	<0.20	<0.20	<0.20	<0.20	<0.20	<0.20
Cymene	µg/L	-	<0.50	<0.50	<0.50	<0.50	<0.50	<0.50	<0.20	<0.20	<0.20	<0.20	<0.20	<0.20	<0.20	<0.20	<0.20
4-Methyl-2-pentanone (methyl isobutyl ketone)	µg/L	5.20E+07	<5.0	<5.0	<5.0	<5.0	<5.0	<5.0	<1.0	<1.0	<1.0	<1.0	<1.0	<1.0	<1.0	<1.0	<1.0
Bromomethane (methyl bromide)	µg/L	-	<1.5	<1.5	<1.5	<1.5	<1.5	<1.5	<0.20	<0.20	<0.20	<0.20	<0.20	<0.20	<0.20	<0.20	<0.20
Chloromethane (methyl chloride)	µg/L	1.90E+05	<0.30	<0.30	<0.30	<0.30	<0.30	<0.30	<0.20	<0.20	<0.20	<0.20	<0.20	<0.20	<0.20	<0.20	<0.20
Methylene bromide	µg/L	-	<0.20	<0.20	<0.20	<0.20	<0.20	<0.20	<0.20	<0.20	<0.20	<0.20	<0.20	<0.20	<0.20	<0.20	<0.20
Methylene chloride	µg/L	2.10E+04	<5.0	<5.0	<5.0	<5.0	<5.0	<5.0	<2.0	<2.0	<2.0	<2.0	<2.0	<2.0	<2.0	<2.0	<2.0
2-Butanone (methyl ethyl ketone)	µg/L	1.20E+08	<5.0	<5.0	<5.0	<5.0	<5.0	<5.0	<2.0	<2.0	<2.0	<2.0	<2.0	<b>2.7 J</b>	<2.0	<2.0	<2.0
Methyl tert-butyl ether (MTBE)	µg/L	8.40E+04	<b>0.95 J</b>	<b>1.0</b>	<b>1.0</b>	<b>1.5</b>	<0.50	<0.50	<b>1.2</b>	<0.20	<0.20	<b>1.9</b>	<0.20	<0.20	<b>0.25 J</b>	<0.20	<0.20
Naphthalene	µg/L	8.80E+02	<0.50	<0.50	<0.50	<0.50	<0.50	<0.50	<0.50	<0.50	<0.50	<0.50	<0.50	<0.50	<0.50	<0.50	<0.50
n-Propylbenzene	µg/L	-	<0.50	<0.50	<0.50	<0.50	<0.50	<0.50	<0.20	<0.20	<0.20	<0.20	<0.20	<0.20	<0.20	<0.20	<0.20
Styrene	µg/L	5.40E+06	<0.20	<0.20	<0.20	<0.20	<0.20	<0.20	<0.20	<0.20	<0.20	<0.20	<0.20	<0.20	<0.20	<0.20	<0.20
tert-Amyl methyl ether (TAME)	µg/L	-	<0.50	<0.50	<0.50	<0.50	<0.50	<0.50	<0.40	<0.40	<0.40	<0.40	<0.40	<0.40	<0.40	<0.40	<0.40
tert-Butyl alcohol (TBA)	µg/L	-	<b>5.7 J</b>	<b>6.6 J</b>	<5.0	<5.0	<5.0	<5.0	<2.4	<2.4	<2.4	<2.4	<2.4	<2.4	<2.4	<2.4	<2.4
1,1,1,2-Tetrachloroethane	µg/L	-	<0.20	<0.20	<0.20	<0.20	<0.20	<0.20	<0.30	<0.30	<0.30	<0.30	<0.30	<0.30	<0.30	<0.30	<0.30
1,1,1-Trichloroethane (1,1,1-TCA)	µg/L	1.40E+07	<0.20	<0.20	<0.20	<0.20	<0.20	<0.20	<0.20	<0.20	<0.20	<0.20	<0.20	<0.20	<0.20	<0.20	<0.20
1,1,2,2-Tetrachloroethane	µg/L	5.50E+02	<0.20	<0.20	<0.20	<0.20	<0.20	<0.20	<0.20	<0.20	<0.20	<0.20	<0.20	<0.20	<0.20	<0.20	<0.20
1,1,2-Trichloroethane (1,1,2-TCA)	µg/L	1.20E+03	<0.20	<0.20	<0.20	<b>0.44 J</b>	<b>10.8</b>	<0.20	<b>2.2</b>	<0.22	<0.22	<b>4.9</b>	<b>0.41 J</b>	<b>1.4</b>	<b>15.8</b>	<0.22	<0.22
1,2,3-Trichlorobenzene	µg/L	-	<0.50	<0.50	<0.50	<0.50	<0.50	<0.50	<0.20	<0.20	<0.20	<0.20	<0.20	<0.20	<0.20	<0.20	<0.20
1,2,3-Trichloropropane	µg/L	-	<0.50	<0.50	<0.50	<0.50	<0.50	<0.50	<0.20	<0.20	<0.20	<0.20	<0.20	<0.20	<0.20	<0.20	<0.20
1,2,4-Trichlorobenzene	µg/L	1.60E+04	<0.50	<0.50	<0.50	<0.50	<0.50	<0.50	<0.20	<0.20	<0.20	<0.20	<0.20	<0.20	<0.20	<0.20	<0.20
1,2,4-Trimethylbenzene	µg/L	3.50E+04	<0.50	<0.50	<0.50	<0.50	<0.50	<0.50	<0.20	<0.20	<0.20	<0.20	<0.20	<0.20	<0.20	<0.20	<0.20
1,3,5-Trimethylbenzene	µg/L	-	<0.50	<0.50	<0.50	<0.50	<0.50	<0.50	<0.20	<0.20	<0.20	<0.20	<0.20	<0.20	<0.20	<0.20	<0.20
Tetrachloroethene (PCE)	µg/L	1.50E+03	<0.20	<0.20	<0.20	<0.20	<0.20	<0.20	<0.54	<0.54	<0.54	<0.54	<0.54	<0.54	<b>2.0</b>	<0.54	<0.54
Toluene	µg/L	2.00E+07	<0.50	<0.50	<0.50	<0.50	<0.50	<0.50	<0.20	<0.20	<0.20	<0.20	<0.20	<0.20	<0.20	<0.20	<0.20
Trichloroethene (TCE)	µg/L	4.80E+03	<b>10.2</b>	<b>5.9</b>	<b>56.5</b>	<0.30	<b>1.5</b>	<0.30	<b>5.5</b>	<0.20	<0.20	<b>26.3</b>	<0.20	<b>0.51 J</b>	<b>21.9</b>	<0.20	<0.20
Trichlorofluoromethane (Freon 11)	µg/L	-	<0.30	<0.30	<0.30	<0.30	<0.30	<0.30	<0.20	<0.20	<0.20	<0.20	<0.20	<0.20	<0.20	<0.20	<0.20
Vinyl chloride	µg/L	8.10E+02	<b>40.2</b>	<b>40.1</b>	<b>0.50 J</b>	<0.30	<0.30	<0.30	<b>0.32 J</b>	<0.20	<0.20	<b>0.36 J</b>	<0.20	<0.20	<b>0.49 J</b>	<0.20	<0.20
Xylenes	µg/L	4.00E+05	<0.70	<0.70	<0.70	<0.70	<0.70	<0.70	<0.46	<0.46	<0.46	<0.46	<0.46	<0.46	<0.46	<0.46	<0.46

**Table 8. Groundwater Analytical Results - Volatile Organic Compounds (VOCs)**

Parameter	Units	RBTC	Site Data														
Sample ID	-	-	R25-GW	R25A-GW <sup>(5)</sup>	EE26-GW	KK23-GW	KK26-GW	NN26-GW	GG27-GW-14	GG27-GW-41	GG27-GW-60	AA27-GW-14	AA27-GW-46	AA27-GW-69	MM27-GW-15	MM27-GW-41	MM27-GW-60
Location	-	-	R25	R25	EE26	KK23	KK26	NN26	GG27	GG27	GG27	AA27	AA27	AA27	MM27	MM27	MM27
Zone	-	-	A	A	A	A	A	A	A	B	C	A	B	C	A	B	C
Date	mm/dd/yy	-	07/25/2011	07/25/2011	07/25/2011	07/25/2011	07/25/2011	07/25/2011	01/24/12	01/24/12	01/24/12	01/24/12	01/24/12	01/24/12	01/24/12	01/24/12	01/24/12

Notes:

- (1) Volatile Organic Compounds (VOCs) analyzed using USEPA Method 8260B.
- (2) Laboratory data qualifiers are as follows.  
 J Indicates an estimated value.
- (3)  Indicates an exceedance of the RBTC.
- (4) **Bold font** indicates a concentration detected at or above the method detection limit (MDL).
- (5) Sample is a field duplicate.
- Not applicable / not analyzed.

**Table 9. Groundwater Analytical Results - Petroleum Hydrocarbons**

Parameter	Units	RBTC	Site Data					
			R25-GW	R25A-GW <sup>(5)</sup>	EE26-GW	KK23-GW	KK26-GW	NN26-GW
Sample ID	–	–	R25	R25	EE26	KK23	KK26	NN26
Location	–	–	R25	R25	EE26	KK23	KK26	NN26
Date	mm/dd/yy	–	07/25/2011	07/25/2011	07/25/2011	07/25/2011	07/25/2011	07/25/2011
GRO	mg/L	–	<b>0.0616</b>	<b>0.0513</b>	<b>0.0422 J</b>	–	<0.020	–
DRO	mg/L	–	<b>0.0590 J</b>	<0.052	<0.052	–	<0.048	–
MORO	mg/L	–	<0.12	<0.10	<0.10	–	<0.095	–

Notes:

- (1) Petroleum Hydrocarbons analyzed using USEPA Method 8015B/8015B M.
  - GRO Gasoline Range Organics
  - DRO Diesel Range Organics
  - MORO Motor Oil Range Organics
- (2) Laboratory data qualifers are as follows.
  - J Indicates an estimated value.
- (3) **Bold font** indicates a concentration detected at or above the method detection limit (MDL).
- (4) Grab groundwater samples were collected from the A Zone.
- (5) Sample is a field duplicate.
  - Not applicable / not analyzed.



**Table 10. Groundwater Analytical Results - Metals**

Parameter	Units	RBTC	Site Data					
			R25-GW	R25A-GW <sup>(3)</sup>	EE26-GW	KK23-GW	KK26-GW	NN26-GW
Sample ID	–	–	R25	R25	EE26	KK23	KK26	NN26
Location	–	–	R25	R25	EE26	KK23	KK26	NN26
Date	mm/dd/yy	–	07/25/2011	07/25/2011	07/25/2011	07/25/2011	07/25/2011	07/25/2011
Antimony	µg/L	–	<12	<60	<60	–	<12	–
Arsenic	µg/L	–	<b>65.7</b>	<b>62.4</b>	<b>74.2</b>	–	<20.0	–
Barium	µg/L	–	<b>5,540</b>	<b>5,620</b>	<b>16,700</b>	–	<b>1,860</b>	–
Beryllium	µg/L	–	<10	<10	<10	–	<10	–
Cadmium	µg/L	–	<b>5.6</b>	<b>5.2</b>	<b>15.2</b>	<b>6.8</b>	<4.0	<b>24.3</b>
Chromium, total	µg/L	–	<b>592</b>	<b>590</b>	<b>658</b>	<b>695</b>	<b>211</b>	<b>610</b>
Cobalt	µg/L	–	<b>329</b>	<b>350</b>	<b>245</b>	–	<b>58.5</b>	–
Copper	µg/L	–	<b>844</b>	<b>851</b>	<b>391</b>	–	<b>185</b>	–
Lead	µg/L	–	<b>106</b>	<b>101</b>	<b>134</b>	<b>109</b>	<b>27.7</b>	<b>177</b>
Mercury	µg/L	–	<b>1.2</b>	<b>1.2</b>	<b>30.2</b>	–	<b>1.3</b>	–
Molybdenum	µg/L	–	<b>134</b>	<b>128</b>	<b>67.2</b>	–	<40.0	–
Nickel	µg/L	–	<b>783</b>	<b>778</b>	<b>949</b>	–	<b>236</b>	–
Selenium	µg/L	–	<20.0	<20.0	<b>43.9</b>	–	<20.0	–
Silver	µg/L	–	<b>38.2</b>	<b>39.4</b>	<b>45.0</b>	–	<b>12.6</b>	–
Thallium	µg/L	–	<20	<20	<100	–	<20	–
Vanadium	µg/L	–	<b>529</b>	<b>521</b>	<b>457</b>	–	<b>203</b>	–
Zinc	µg/L	–	<b>1,120</b>	<b>1,060</b>	<b>927</b>	–	<b>362</b>	–

**Table 10. Groundwater Analytical Results - Metals**

<b>Parameter</b>	<b>Units</b>	<b>RBTC</b>	<b>Site Data</b>						
Sample ID	–	–	R25-GW	R25A-GW <sup>(3)</sup>	EE26-GW	KK23-GW	KK26-GW	NN26-GW	
Location	–	–	R25	R25	EE26	KK23	KK26	NN26	
Date	mm/dd/yy	–	07/25/2011	07/25/2011	07/25/2011	07/25/2011	07/25/2011	07/25/2011	

Notes:

- (1) Metals analyzed using USEPA Method 6010B and 7270A.
- (2) **Bold font** indicates a concentration detected at or above the laboratory reporting limit.
- (3) Sample is a field duplicate.
- (4) Grab groundwater samples were collected from the A Zone.
- Not applicable / not analyzed.

**Table 11. Groundwater Analytical Results - Semi-Volatile Organic Compounds (SVOCs)**

Parameter	Units	RBTC	Site Data					
			R25-GW	R25A-GW <sup>(5)</sup>	EE26-GW	KK23-GW	KK26-GW	NN26-GW
Sample ID	-	-	R25	R25	EE26	KK23	KK26	NN26
Location	-	-	07/25/2011	07/25/2011	07/25/2011	07/25/2011	07/25/2011	07/25/2011
Date	mm/dd/yy	-						
Acenaphthene	µg/L	-	<4.8	<4.8	<4.8	-	<4.8	-
Acenaphthylene	µg/L	-	<4.8	<4.8	<4.8	-	<4.8	-
Aniline	µg/L	-	<4.8	<4.8	<4.8	-	<4.8	-
Anthracene	µg/L	-	<3.8	<3.8	<3.8	-	<3.8	-
Azobenzene	µg/L	-	<4.8	<4.8	<4.8	-	<4.8	-
Benzidine	µg/L	-	<5.7	<5.7	<5.7	-	<5.8	-
Benzo(a)anthracene	µg/L	-	<1.9	<1.9	<1.9	-	<1.9	-
Benzo(a)pyrene	µg/L	-	<1.9	<1.9	<1.9	-	<1.9	-
Benzo(b)fluoranthene	µg/L	-	<1.9	<1.9	<1.9	-	<1.9	-
Benzo(g,h,i)perylene	µg/L	-	<1.9	<1.9	<1.9	-	<1.9	-
Benzo(k)fluoranthene	µg/L	-	<1.9	<1.9	<1.9	-	<1.9	-
Benzoic acid	µg/L	-	<4.8	<4.8	<4.8	-	<4.8	-
Benzyl alcohol	µg/L	-	<4.8	<4.8	<4.8	-	<4.8	-
Bis(2-chloro-1-methylethyl) ether	µg/L	-	<3.8	<3.8	<3.8	-	<3.8	-
Bis(2-chloroethoxy)methane	µg/L	-	<4.8	<4.8	<4.8	-	<4.8	-
Bis(2-chloroethyl)ether	µg/L	8.80E+02	<3.8	<3.8	<3.8	-	<3.8	-
Bis(2-ethylhexyl)phthalate	µg/L	-	<2.9	<2.9	<2.9	-	<2.9	-
4-Bromophenyl phenyl ether	µg/L	-	<5.7	<5.7	<5.7	-	<5.8	-
Butyl benzyl phthlate	µg/L	-	<2.9	<2.9	<2.9	-	<2.9	-
Carbazole	µg/L	-	<2.9	<2.9	<2.9	-	<2.9	-

**Table 11. Groundwater Analytical Results - Semi-Volatile Organic Compounds (SVOCs)**

Parameter	Units	RBTC	Site Data					
			R25-GW	R25A-GW <sup>(5)</sup>	EE26-GW	KK23-GW	KK26-GW	NN26-GW
Sample ID	-	-	R25	R25	EE26	KK23	KK26	NN26
Location	-	-	07/25/2011	07/25/2011	07/25/2011	07/25/2011	07/25/2011	07/25/2011
Date	mm/dd/yy	-						
p-Chloroaniline	µg/L	-	<4.8	<4.8	<4.8	-	<4.8	-
4-Chloro-3-methylphenol	µg/L	-	<5.7	<5.7	<5.7 R	-	<5.8 R	-
Beta-Chloronaphthalene	µg/L	-	<4.8	<4.8	<4.8	-	<4.8	-
2-Chlorophenol	µg/L	-	<4.8	<4.8	<4.8 R	-	<4.8 R	-
4-Chlorophenyl phenyl ether	µg/L	-	<5.7	<5.7	<5.7	-	<5.8	-
Chrysene	µg/L	-	<1.9	<1.9	<1.9	-	<1.9	-
Dibenz(a,h)anthracene	µg/L	-	<1.9	<1.9	<1.9	-	<1.9	-
Dibenzofuran	µg/L	-	<4.8	<4.8	<4.8	-	<4.8	-
Dibutyl phthalate	µg/L	-	<2.9	<2.9	<2.9	-	<2.9	-
1,2-Dichlorobenzene	µg/L	1.20E+06	<3.8	<3.8	<3.8	-	<3.8	-
1,3-Dichlorobenzene	µg/L	-	<3.8	<3.8	<3.8	-	<3.8	-
1,4-Dichlorobenzene	µg/L	1.50E+03	<3.8	<3.8	<3.8	-	<3.8	-
3,3-Dichlorobenzidine	µg/L	-	<4.8	<4.8	<4.8	-	<4.8	-
2,4-Dichlorophenol	µg/L	-	<4.8	<4.8	<4.8 R	-	<4.8 R	-
Diethyl phthalate	µg/L	-	<4.8	<4.8	<4.8	-	<4.8	-
Dimethyl phthalate	µg/L	-	<3.8	<3.8	<3.8	-	<3.8	-
2,4-Dimethylphenol	µg/L	-	<4.8	<4.8	<4.8 R	-	<4.8 R	-
4,6-Dinitro-2-methylphenol	µg/L	-	<1.9	<1.9	<1.9	-	<1.9	-
2,4-Dinitrophenol	µg/L	-	<2.9	<2.9	<2.9 R	-	<2.9 R	-
2,4-Dinitrotoluene	µg/L	-	<4.8	<4.8	<4.8	-	<4.8	-

**Table 11. Groundwater Analytical Results - Semi-Volatile Organic Compounds (SVOCs)**

Parameter	Units	RBTC	Site Data					
			R25-GW	R25A-GW <sup>(5)</sup>	EE26-GW	KK23-GW	KK26-GW	NN26-GW
Sample ID	-	-	R25	R25	EE26	KK23	KK26	NN26
Location	-	-	07/25/2011	07/25/2011	07/25/2011	07/25/2011	07/25/2011	07/25/2011
Date	mm/dd/yy	-						
2,6-Dinitrotoluene	µg/L	-	<5.7	<5.7	<5.7	-	<5.8	-
Di-n-octyl phthalate	µg/L	-	<2.9	<2.9	<2.9	-	<2.9	-
Diphenylamine	µg/L	-	<4.8	<4.8	<4.8	-	<4.8	-
Fluoranthene	µg/L	-	<2.9	<2.9	<2.9	-	<2.9	-
Fluorene	µg/L	-	<5.7	<5.7	<5.7	-	<5.8	-
Hexachlorobenzene	µg/L	-	<4.8	<4.8	<4.8	-	<4.8	-
Hexachlorobutadiene	µg/L	-	<3.8	<3.8	<3.8	-	<3.8	-
Hexachlorocyclopentadiene	µg/L	-	<2.9	<2.9	<2.9	-	<2.9	-
Hexachloroethane	µg/L	-	<3.8	<3.8	<3.8	-	<3.8	-
Indeno(1,2,3-c,d)pyrene	µg/L	-	<1.9	<1.9	<1.9	-	<1.9	-
Isophorone	µg/L	-	<4.8	<4.8	<4.8	-	<4.8	-
1-Methylnaphthalene	µg/L	-	<4.8	<4.8	<4.8	-	<4.8	-
2-Methylnaphthalene	µg/L	-	<4.8	<4.8	<4.8	-	<4.8	-
2-Methylphenol (o-cresol)	µg/L	-	<4.8	<4.8	<4.8 R	-	<4.8 R	-
3- & 4-Methylphenol	µg/L	-	<3.8	<3.8	<3.8 R	-	<3.8 R	-
Naphthalene	µg/L	8.80E+02	<4.8	<4.8	<4.8	-	<4.8	-
2-Nitroaniline	µg/L	-	<5.7	<5.7	<5.7	-	<5.8	-
3-Nitroaniline	µg/L	-	<4.8	<4.8	<4.8	-	<4.8	-
4-Nitroaniline	µg/L	-	<3.8	<3.8	<3.8	-	<3.8	-
Nitrobenzene	µg/L	-	<4.8	<4.8	<4.8	-	<4.8	-

**Table 11. Groundwater Analytical Results - Semi-Volatile Organic Compounds (SVOCs)**

Parameter	Units	RBTC	Site Data					
			R25-GW	R25A-GW <sup>(5)</sup>	EE26-GW	KK23-GW	KK26-GW	NN26-GW
Sample ID	-	-	R25	R25	EE26	KK23	KK26	NN26
Location	-	-	07/25/2011	07/25/2011	07/25/2011	07/25/2011	07/25/2011	07/25/2011
Date	mm/dd/yy	-						
2-Nitrophenol	µg/L	-	<4.8	<4.8	<4.8 R	-	<4.8 R	-
4-Nitrophenol	µg/L	-	<0.95	<0.95	<0.95 R	-	<0.96 R	-
N-Nitrosodimethylamine	µg/L	-	<2.9	<2.9	<2.9	-	<2.9	-
N-Nitroso-di-n-propylamine	µg/L	-	<4.8	<4.8	<4.8	-	<4.8	-
Pentachlorophenol	µg/L	-	<2.9	<2.9	<2.9 R	-	<2.9 R	-
Phenanthrene	µg/L	-	<4.8	<4.8	<4.8	-	<4.8	-
Phenol	µg/L	-	<2.9	<2.9	<2.9 R	-	<2.9 R	-
Pyrene	µg/L	-	<2.9	<2.9	<2.9	-	<2.9	-
Pyridine	µg/L	-	<1.9	<1.9	<1.9	-	<1.9	-
1,2,4-Trichlorobenzene	µg/L	1.60E+04	<3.8	<3.8	<3.8	-	<3.8	-
2,4,5-Trichlorophenol	µg/L	-	<5.7	<5.7	<5.7 R	-	<5.8 R	-
2,4,6-Trichlorophenol	µg/L	-	<5.7	<5.7	<5.7 R	-	<5.8 R	-

**Table 11. Groundwater Analytical Results - Semi-Volatile Organic Compounds (SVOCs)**

Parameter	Units	RBTC	Site Data						
Sample ID	–	–	R25-GW	R25A-GW <sup>(5)</sup>	EE26-GW	KK23-GW	KK26-GW	NN26-GW	
Location	–	–	R25	R25	EE26	KK23	KK26	NN26	
Date	mm/dd/yy	–	07/25/2011	07/25/2011	07/25/2011	07/25/2011	07/25/2011	07/25/2011	

Notes:

- (1) Semi-Volatile Organic Compounds (SVOCs) analyzed using USEPA Method 8270C.
- (2) Laboratory data qualifiers are as follows.
  - R Indicates the result is unusable due to the quality of the data generated because certain criteria were not met. The analyte may or may not be present in the sample.
- (3)  Indicates an exceedance of the RBTC.
- (4) **Bold font** indicates a concentration detected at or above the method detection limit (MDL).
- (5) Sample is a field duplicate.
- (6) Grab groundwater samples were collected from the A Zone.
- Not applicable / not analyzed.

**Table 12. Groundwater Analytical Results - Polychlorinated Biphenyls (PCBs)**

Parameter	Units	RBTC	Site Data					
			R25-GW	R25A-GW <sup>(4)</sup>	EE26-GW	KK23-GW	KK26-GW	NN26-GW
Sample ID	–	–	R25	R25	EE26	KK23	KK26	NN26
Location	–	–						
Date	mm/dd/yy	–	07/25/2011	07/25/2011	07/25/2011	07/25/2011	07/25/2011	07/25/2011
Aroclor-1016	µg/L	–	<0.020 J	<0.021	<0.020	–	<0.019	–
Aroclor-1221	µg/L	–	<0.050 J	<0.052	<0.050	–	<0.047	–
Aroclor-1232	µg/L	–	<0.050 J	<0.052	<0.050	–	<0.047	–
Aroclor-1242	µg/L	–	<0.050 J	<0.052	<0.050	–	<0.047	–
Aroclor-1248	µg/L	–	<0.050 J	<0.052	<0.050	–	<0.047	–
Aroclor-1254	µg/L	–	<0.050 J	<0.052	<0.050	–	<0.047	–
Aroclor-1260	µg/L	–	<0.030 J	<0.031	<0.030	–	<0.028	–

Notes:

- (1) Polychlorinated Biphenyls (PCBs) analyzed using USEPA Method 8082.
  - (2) Laboratory data qualifiers are as follows.
    - J Indicates an estimated value.
  - (3) **Bold font** indicates a concentration detected at or above the method detection limit (MDL).
  - (4) Sample is a field duplicate.
  - (5) Grab groundwater samples were collected from the A Zone.
- Not applicable / not analyzed.



**Table 13. Groundwater Analytical Results - Pesticides**

Parameter	Units	RBTC	Site Data					
			R25-GW	R25A-GW <sup>(4)</sup>	EE26-GW	KK23-GW	KK26-GW	NN26-GW
Sample ID	–	–	R25	R25	EE26	KK23	KK26	NN26
Location	–	–	07/25/2011	07/25/2011	07/25/2011	07/25/2011	07/25/2011	07/25/2011
Date	mm/dd/yy	–						
Aldrin	µg/L	–	<0.0089 J	<0.0094	<0.0089	–	<0.0085 J	–
delta-BHC	µg/L	–	<0.012 J	<0.013	<0.012	–	<0.011 J	–
Chlordane	µg/L	–	<0.59 J	<0.63	<0.59	–	<0.57 J	–
4,4'-DDD	µg/L	–	<0.0089 J	<0.0094	<0.0089	–	<0.0085 J	–
4,4'-DDE	µg/L	–	<0.0089 J	<0.0094	<0.0089	–	<0.0085 J	–
4,4'-DDT	µg/L	–	<0.0089 J	<0.0094	<0.0089	–	<0.0085 J	–
Dieldrin	µg/L	–	<0.0089 J	<0.0094	<0.0089	–	<0.0085 J	–
Endosulfan I	µg/L	–	<0.012 J	<0.013	<0.012	–	<0.011 J	–
Endosulfan II	µg/L	–	<0.012 J	<0.013	<0.012	–	<0.011 J	–
Endosulfan sulfate	µg/L	–	<0.015 J	<0.016	<0.015	–	<0.014 J	–
Endrin	µg/L	–	<0.0089 J	<0.0094	<0.0089	–	<0.0085 J	–
Endrin aldehyde	µg/L	–	<0.0089 J	<0.0094	<0.0089	–	<0.0085 J	–
Heptachlor	µg/L	–	<0.012 J	<0.013	<0.012	–	<0.011 J	–
Heptachlor epoxide	µg/L	–	<0.012 J	<0.013	<0.012	–	<0.011 J	–
alpha-Hexachlorocyclohexane	µg/L	–	<0.0089 J	<0.0094	<0.0089	–	<0.0085 J	–
beta-Hexachlorocyclohexane	µg/L	–	<0.012 J	<0.013	<0.012	–	<0.011 J	–
gamma-Hexachlorocyclohexane (Lindane)	µg/L	–	<0.012 J	<0.013	<0.012	–	<0.011 J	–
Methoxychlor	µg/L	–	<0.0089 J	<0.0094	<0.0089	–	<0.0085 J	–
Toxaphene	µg/L	–	<0.59 J	<0.63	<0.59	–	<0.57 J	–

**Table 13. Groundwater Analytical Results - Pesticides**

Parameter	Units	RBTC	Site Data					
Sample ID	–	–	R25-GW	R25A-GW <sup>(4)</sup>	EE26-GW	KK23-GW	KK26-GW	NN26-GW
Location	–	–	R25	R25	EE26	KK23	KK26	NN26
Date	mm/dd/yy	–	07/25/2011	07/25/2011	07/25/2011	07/25/2011	07/25/2011	07/25/2011

Notes:

- (1) Pesticides analyzed using USEPA Method 8081A.
- (2) Laboratory data qualifers are as follows.
  - J Indicates an estimated value.
- (3) **Bold font** indicates a concentration detected at or above the method detection limit (MDL).
- (4) Sample is a field duplicate.
- (5) Grab groundwater samples were collected from the A Zone.
  - Not applicable / not analyzed.



**Table 15. Soil Vapor Analytical Data - Fixed Laboratory**

Parameter	Units	RBTC	Site Data	
Sample ID	-	-	SG-2	SG-14
Location	-	-	SG-2	SG-14
Depth	feet bgs	-	5	5
Date	mm/dd/yyyy	-	09/15/2011	09/15/2011
Acetone	µg/m <sup>3</sup>	410000	<4400	<b>73</b>
alpha-Chlorotoluene	µg/m <sup>3</sup>	-	<2400	<5.8
Benzene	µg/m <sup>3</sup>	4.7	<b>2700</b>	<b>120</b>
Bromodichloromethane	µg/m <sup>3</sup>	-	<3100	<7.5
Bromoform	µg/m <sup>3</sup>	-	<4800	<12
Bromomethane	µg/m <sup>3</sup>	-	<1800	<4.3
1,3-Butadiene	µg/m <sup>3</sup>	-	<1000	<b>20</b>
2-Butanone (Methyl Ethyl Ketone)	µg/m <sup>3</sup>	66000	<5500	<b>20</b>
Carbon Disulfide	µg/m <sup>3</sup>	9200	<5800	<b>15</b>
Carbon Tetrachloride	µg/m <sup>3</sup>	-	<2900	<7
Chlorobenzene	µg/m <sup>3</sup>	660	<2100	<5.2
Chloroethane	µg/m <sup>3</sup>	130000	<4900	<12
Chloroform	µg/m <sup>3</sup>	1.6	<2300	<5.5
Chloromethane	µg/m <sup>3</sup>	1200	<3800	<b>18</b>
3-Chloropropene	µg/m <sup>3</sup>	-	<5800	<14
cis-1,2-Dichloroethene	µg/m <sup>3</sup>	-	<1800	<4.4
cis-1,3-Dichloropropene	µg/m <sup>3</sup>	-	<2100	<5.1
Cumene	µg/m <sup>3</sup>	5300	<2300	<5.5
Cyclohexane	µg/m <sup>3</sup>	-	<b>2300</b>	<b>22</b>
Dibromochloromethane	µg/m <sup>3</sup>	-	<4000	<9.5
1,2-Dibromoethane (EDB)	µg/m <sup>3</sup>	-	<3600	<8.6
1,2-Dichlorobenzene	µg/m <sup>3</sup>	2600	<2800	<6.7
1,3-Dichlorobenzene	µg/m <sup>3</sup>	-	<2800	<6.7
1,4-Dichlorobenzene	µg/m <sup>3</sup>	3.3	<2800	<6.7
1,1-Dichloroethane	µg/m <sup>3</sup>	23	<b>3800</b>	<4.5
1,2-Dichloroethane	µg/m <sup>3</sup>	1.4	<1900	<4.5
1,1-Dichloroethene	µg/m <sup>3</sup>	2600	<b>90000</b>	<4.4
trans-1,2-Dichloroethene	µg/m <sup>3</sup>	790000	<1800	<4.4
1,2-Dichloropropane	µg/m <sup>3</sup>	-	<2100	<5.2
trans-1,3-Dichloropropene	µg/m <sup>3</sup>	-	<2100	<5.1

**Table 15. Soil Vapor Analytical Data - Fixed Laboratory**

Parameter	Units	RBTC	Site Data	
Sample ID	-	-	SG-2	SG-14
Location	-	-	SG-2	SG-14
Depth	feet bgs	-	5	5
Date	mm/dd/yyyy	-	09/15/2011	09/15/2011
1,1-Difluoroethane	µg/m <sup>3</sup>	-	<5000	<12
1,4-Dioxane	µg/m <sup>3</sup>	-	<6700	<16
Ethanol	µg/m <sup>3</sup>	-	<3500	<8.4
Ethyl Benzene	µg/m <sup>3</sup>	15	<2000	<b>30</b>
4-Ethyltoluene	µg/m <sup>3</sup>	-	<2300	<b>8.4</b>
Freon 11	µg/m <sup>3</sup>	-	<2600	<6.3
Freon 12	µg/m <sup>3</sup>	-	<b>260000</b>	<5.5
Freon 113	µg/m <sup>3</sup>	390000	<b>240000</b>	<8.6
Freon 114	µg/m <sup>3</sup>	-	<3200	<7.8
Heptane	µg/m <sup>3</sup>	-	<b>5300</b>	<b>46</b>
Hexane	µg/m <sup>3</sup>	-	<b>18000</b>	<b>29</b>
Hexachlorobutadiene	µg/m <sup>3</sup>	-	<20000	<48
2-Hexanone	µg/m <sup>3</sup>	390	<7600	<18
4-Methyl-2-pentanone	µg/m <sup>3</sup>	39000	<1900	<4.6
Methylene Chloride	µg/m <sup>3</sup>	78	<1600	<3.9
Methyl tert-butyl ether	µg/m <sup>3</sup>	140	<1700	<4
2-Propanol	µg/m <sup>3</sup>	-	<4600	<11
Propylbenzene	µg/m <sup>3</sup>	-	<2300	<5.5
Styrene	µg/m <sup>3</sup>	13000	<2000	<4.8
Tetrachloroethene	µg/m <sup>3</sup>	6.2	<3200	<b>43</b>
1,1,2,2-Tetrachloroethane	µg/m <sup>3</sup>	-	<3200	<7.7
Tetrahydrofuran	µg/m <sup>3</sup>	-	<1400	<3.3
Toluene	µg/m <sup>3</sup>	66000	<b>3700</b>	<b>300</b>
1,2,4-Trichlorobenzene	µg/m <sup>3</sup>	26	<14000	<33
1,1,1-Trichloroethane	µg/m <sup>3</sup>	66000	<b>5400</b>	<6.1
1,1,2-Trichloroethane	µg/m <sup>3</sup>	2.3	<2500	<6.1
Trichloroethene	µg/m <sup>3</sup>	18	<2500	<6
1,2,4-Trimethylbenzene	µg/m <sup>3</sup>	92	<2300	<b>7.6</b>
1,3,5-Trimethylbenzene	µg/m <sup>3</sup>	-	<2300	<5.5
2,2,4-Trimethylpentane	µg/m <sup>3</sup>	-	<2200	<5.2

**Table 15. Soil Vapor Analytical Data - Fixed Laboratory**

Parameter	Units	RBTC	Site Data	
Sample ID	-	-	SG-2	SG-14
Location	-	-	SG-2	SG-14
Depth	feet bgs	-	5	5
Date	mm/dd/yyyy	-	09/15/2011	09/15/2011
o-Xylene	µg/m <sup>3</sup>	1300	<2000	<b>30</b>
Vinyl Chloride	µg/m <sup>3</sup>	8.4	<b>360000</b>	<2.9

Notes:

- (1) Samples collected by Iris Environmental and analyzed by Air Toxics Ltd. of Folsom, California for VOCs using Modified TO-15.
- (2) Sampling depths reported in feet below ground surface.
- (3) **Bold font** indicates a concentration detected at or above the laboratory reporting limit.
- (4) Sampling depths reported in feet below ground surface.

Abbreviations:

RBTC = risk-based target concentration



Indicates an exceedance of the RBTC.

VOCs = volatile organic compounds

**Table 16. Arsenic Background Data Set <sup>1</sup>**

Sample Name	Date	Depth (ft bgs)	Raw Result (mg/kg)	Log-transformed Result (mg/kg)
BB11-1.5	7/11/2011	1.5	6.0	0.78
BB2-1.5	7/11/2011	1.5	6.2	0.79
BB2-1.5	7/11/2011	1.5	6.2	0.79
BB8-2.7	7/11/2011	2.7	5.8	0.76
S2-1.0	7/12/2011	1.0	3.7	0.57
V11-3.2	7/12/2011	3.2	5.1	0.71
V11-6.2	7/12/2011	6.2	5.6	0.75
V5-1.0	7/12/2011	1.0	8.0	0.90
Y11-0.8	7/12/2011	0.8	6.7	0.83
Y17-0.9	7/12/2011	0.9	4.8	0.68
Y17-6.4	7/12/2011	6.4	3.6	0.56
L6-0.9	7/13/2011	0.9	3.7	0.57
M2-0.9	7/13/2011	0.9	4.4	0.64
N6-0.8	7/13/2011	0.8	4.0	0.60
OP3,4-1.0	7/13/2011	1.0	1.8	0.26
P6-1.0	7/13/2011	1.0	3.0	0.48
R6-0.5	7/14/2011	0.5	4.5	0.65
T19-0.5	7/14/2011	0.5	3.3	0.52
AA17-4.0	7/11/2011	4.0	4.6	0.66
P1-0.8	7/12/2011	0.8	5.6	0.75
U21-0.5	7/14/2011	0.5	3.9	0.59
Z16,17-0.9	7/14/2011	0.9	4.5	0.65
Z16,17-6.4	7/14/2011	6.4	4.3	0.63
S20-1.7	7/15/2011	1.7	3.7	0.57
Y23-0.5	7/15/2011	0.5	4.6	0.66
Z27-1.0	7/15/2011	1.0	2.2	0.34
GG26-0.0	7/18/2011	0.0	3.6	0.56
K19-1.0	7/18/2011	1.0	8.2	0.91
N17-2.0	7/18/2011	2.0	3.6	0.56
N7-0.3	7/19/2011	0.3	3.4	0.53
N7-0.3	7/19/2011	0.3	4.0	0.60
OP9-0.5	7/19/2011	0.5	4.3	0.63
QR7,8-1.0	7/19/2011	1.0	2.1	0.32

**Table 16. Arsenic Background Data Set <sup>1</sup>**

Sample Name	Date	Depth (ft bgs)	Raw Result (mg/kg)	Log-transformed Result (mg/kg)
K23-1.4	7/20/2011	1.4	2.6	0.41
M19-0.5	7/20/2011	0.5	9.3	0.97
P23-3.7	7/22/2011	3.7	3.7	0.57
P27-5.0	7/21/2011	5.0	2.3	0.36
Q17-1.9	7/21/2011	1.9	3.4	0.53
R19-1.5	7/21/2011	1.5	3.1	0.49
EE26-3.8	7/25/2011	3.8	4.1	0.61
KK26-0.1	7/25/2011	0.1	3.5	0.54
D22-1.0	7/26/2011	1.0	4.8	0.68
H17-0.5	7/26/2011	0.5	5.4	0.73
P25-2.7	7/26/2011	2.7	7.3	0.86
I17-1.0	8/29/2011	1.0	4.6	0.66
I17-5.5	8/29/2011	5.5	5.2	0.72
I19-3.5	8/29/2011	3.5	3.8	0.58
I19-7.0	8/29/2011	7.0	18.0	1.26
I21-0.5	8/29/2011	0.5	2.0	0.30
I21-4.5	8/29/2011	4.5	7.1	0.85
I21-8.5	8/29/2011	8.5	2.4	0.38
I23-10.0	8/29/2011	10.0	2.6	0.41
I23-5.0	8/29/2011	5.0	8.4	0.92
J16-5.0	8/29/2011	5.0	3.0	0.48
J16-9.0	8/29/2011	9.0	3.2	0.51
J16-9.0	8/29/2011	9.0	3.0	0.48
J18-1.5	8/29/2011	1.5	5.1	0.71
J18-6.0	8/29/2011	6.0	6.7	0.83
J18-9.5	8/29/2011	9.5	2.6	0.41
J20-4.5	8/29/2011	4.5	3.1	0.49
J20-8.5	8/29/2011	8.5	2.8	0.45
J22-0.6	8/29/2011	0.6	3.8	0.58
J22-5.0	8/29/2011	5.0	3.9	0.59
J22-8.6	8/29/2011	8.6	3.3	0.52
J23-2.3	8/29/2011	2.3	2.2	0.34
J23-5.0	8/29/2011	5.0	2.0	0.30



**Table 16. Arsenic Background Data Set <sup>1</sup>**

Sample Name	Date	Depth (ft bgs)	Raw Result (mg/kg)	Log-transformed Result (mg/kg)
J23-9.0	8/29/2011	9.0	3.4	0.53
J23-9.0	8/29/2011	9.0	3.6	0.56
K25-0.5	8/29/2011	0.5	5.2	0.72
K25-4.5	8/29/2011	4.5	5.2	0.72
K25-8.5	8/29/2011	8.5	6.9	0.84
K25-8.5	8/29/2011	8.5	5.5	0.74
B20-0.5	8/31/2011	0.5	7.7	0.89
B20-3.0	8/31/2011	3.0	8.5	0.93
B20-3.0	8/31/2011	3.0	7.5	0.88
B20-6.0	8/31/2011	6.0	7.5	0.88
B23-1.0	8/31/2011	1.0	4.7	0.67
B23-4.5	8/31/2011	4.5	3.1	0.49
C22-0.6	8/31/2011	0.6	3.0	0.48
C22-3.0	8/31/2011	3.0	2.5	0.40
C22-6.0	8/31/2011	6.0	5.8	0.76
D19-0.6	8/31/2011	0.6	2.9	0.46
D19-5.0	8/31/2011	5.0	2.4	0.38
E20-5.5	8/31/2011	5.5	2.9	0.46
E20-5.5	8/31/2011	5.5	1.9	0.28
E24-5.0	8/31/2011	5.0	4.8	0.68
E24-8.0	8/31/2011	8.0	14.8	1.17
I17-8.0	8/31/2011	8.0	10.1	1.00
I17-8.0	8/31/2011	8.0	5.6	0.75
F18-0.5	8/30/2011	0.5	4.4	0.64
F18-5.0	8/30/2011	5.0	6.1	0.79
F18-8.0	8/30/2011	8.0	4.8	0.68
F20-0.5	8/30/2011	0.5	3.0	0.48
F20-5.0	8/30/2011	5.0	3.9	0.59
F22-0.5	8/30/2011	0.5	8.8	0.94
F22-5.0	8/30/2011	5.0	5.3	0.72
F22-8.5	8/30/2011	8.5	5.4	0.73
F24-0.5	8/30/2011	0.5	5.3	0.72
F24-10.0	8/30/2011	10.0	4.2	0.62

**Table 16. Arsenic Background Data Set <sup>1</sup>**

Sample Name	Date	Depth (ft bgs)	Raw Result (mg/kg)	Log-transformed Result (mg/kg)
F24-10.0	8/30/2011	10.0	4.1	0.61
G19-1.0	8/30/2011	1.0	16.0	1.20
G19-10.0	8/30/2011	10.0	3.0	0.48
G19-5.0	8/30/2011	5.0	5.6	0.75
G21-0.5	8/30/2011	0.5	8.4	0.92
G21-8.0	8/30/2011	8.0	13.6	1.13
G23-10.0	8/30/2011	10.0	2.8	0.45
G23-5.0	8/30/2011	5.0	11.1	1.05
H20-0.5	8/30/2011	0.5	10.7	1.03
H20-5.0	8/30/2011	5.0	8.9	0.95
H22-0.6	8/30/2011	0.6	2.0	0.30
H22-6.0	8/30/2011	6.0	4.4	0.64
H24-0.7	8/30/2011	0.7	4.0	0.60
H24-5.0	8/30/2011	5.0	8.7	0.94
H24-8.0	8/30/2011	8.0	10.7	1.03
Sample Count		114	--	--
Mean		--	4.55	0.658
Median		--	4.39	0.643
Standard Deviation		--	1.63	0.211
99th Percentile		--	15.8	1.2

Notes

(1) Arsenic data set with non-detects and outliers removed.

Abbreviations

bgs = feet below ground surface  
 mg/kg = milligrams per kilogram

**Table 17. Method Detection Limit (MDL) Exceedances of Risk-Based Target Concentrations (RBTCs)**

Soil Boring Location	Soil Boring Depth (ft bgs)	Analysis			
		VOCs	SVOCs	Pesticides	PCBs
A21	2.0	-	-	-	-
	3.2	-	-	-	-
	6.5	-	-	-	-
AA12	1.0	-	-	-	-
	3.5	-	-	-	-
	6.5	-	-	-	-
AA17	4.0	-	2	-	-
	6.5	-	-	-	-
AA25	0.5	-	-	-	-
	3.0	-	-	-	-
	6.0	3	-	-	-
B20	0.5	-	-	-	-
	3.0	-	-	-	-
	6.0	-	-	-	-
B23	1.0	-	-	-	-
	4.5	-	-	-	-
BB11	1.5	-	2	-	-
	4.0	1	-	-	-
	7.0	-	-	-	-
BB19	3.3	-	-	-	-
	5.8	-	-	-	-
BB2	1.5	1	8	7	-
	4.0	-	-	-	-
	7.0	-	-	-	-
BB23	0.7	-	2	-	-
	3.2	-	-	-	-
	6.2	-	-	-	-
BB26	1.0	-	-	-	-
	3.5	-	-	-	-
	6.5	-	-	-	-
BB5	1.0	-	-	-	-
	3.5	-	-	-	-
	6.5	-	-	-	-

**Table 17. Method Detection Limit (MDL) Exceedances of Risk-Based Target Concentrations (RBTCs)**

Soil Boring Location	Soil Boring Depth (ft bgs)	Analysis			
		VOCs	SVOCs	Pesticides	PCBs
BB8	2.7	–	2	–	–
	5.0	–	–	–	–
	7.5	–	–	–	–
C21	1.5	9	–	–	–
	3.0	10	–	–	–
	7.0	–	–	–	–
C22	0.6	9	–	–	–
	3.0	17	–	–	–
	6.0	–	–	–	–
C24	1.2	–	–	–	–
	2.8	11	–	–	–
D19	0.6	–	–	–	–
	5.0	–	–	–	–
D21	1.0	11	–	–	–
	3.5	12	–	–	–
D22	1.0	21	2	–	–
	7.5	17	–	–	–
D23	2.7	14	–	–	–
	6.0	11	–	–	–
	9.0	7	–	–	–
E20	0.6	13	–	–	–
	5.5	44	–	–	–
	10.0	18	–	–	–
E22	0.8	22	–	–	–
	3.0	14	–	–	–
	7.5	9	–	–	–
E24	0.5	10	–	–	–
	5.0	18	–	–	–
	8.0	18	–	–	–
EE23	1.3	–	–	–	–
	3.3	–	–	–	–
	6.8	–	–	–	–

**Table 17. Method Detection Limit (MDL) Exceedances of Risk-Based Target Concentrations (RBTCs)**

Soil Boring Location	Soil Boring Depth (ft bgs)	Analysis			
		VOCs	SVOCs	Pesticides	PCBs
EE26	3.8	–	2	–	–
	6.8	–	–	–	–
F18	0.5	–	–	–	–
	5.0	11	–	–	–
	8.0	18	–	–	–
F20	0.5	10	2	1	–
	5.0	16	3	1	–
	8.5	16	3	1	–
F22	0.5	10	–	–	–
	5.0	25	–	–	–
	8.5	14	–	–	–
F24	0.5	–	2	–	–
	5.0	21	3	–	–
	10.0	21	4	2	6
G17	1.0	–	–	–	–
	2.5	–	–	–	–
	6.5	11	–	–	–
G18	1.0	21	–	–	–
	3.5	8	–	–	–
	6.5	11	–	–	–
G19	1.0	20	–	–	–
	5.0	15	–	–	–
	10.0	18	–	–	–
G21	0.5	–	–	–	–
	5.0	16	–	–	–
	8.0	18	–	–	–
G23	0.6	11	–	–	–
	5.0	16	–	–	–
	10.0	11	–	–	–
GG26	0.0	–	8	–	–
	2.5	–	–	–	–
	5.5	–	–	–	–

**Table 17. Method Detection Limit (MDL) Exceedances of Risk-Based Target Concentrations (RBTCs)**

Soil Boring Location	Soil Boring Depth (ft bgs)	Analysis			
		VOCs	SVOCs	Pesticides	PCBs
H17	0.5	–	3	–	–
	3.5	11	–	–	–
	6.0	13	–	–	–
H20	0.5	12	2	–	–
	5.0	14	4	1	–
	7.0	19	3	5	2
H22	0.6	11	2	1	–
	3.0	27	6	2	6
	6.0	13	3	7	2
H24	0.7	–	–	–	–
	5.0	14	–	–	–
	8.0	15	–	–	–
HH23	0.0	–	4	2	–
	2.5	–	–	–	–
I17	1.0	11	–	–	–
	5.5	10	–	–	–
	8.0	29	–	–	–
I19	0.5	16	–	–	–
	3.5	14	–	–	–
	7.0	16	–	–	–
I21	0.5	11	–	–	–
	4.5	16	–	–	–
	8.5	16	–	–	–
I23	5.0	19	–	–	–
	9.0	16	–	–	–
	10.0	–	–	–	–
J16	1.0	1	–	–	–
	5.0	11	–	–	1
	9.0	22	–	–	–
J18	1.5	9	–	–	–
	6.0	11	–	–	–
	9.5	5	–	–	–

**Table 17. Method Detection Limit (MDL) Exceedances of Risk-Based Target Concentrations (RBTCs)**

Soil Boring Location	Soil Boring Depth (ft bgs)	Analysis			
		VOCs	SVOCs	Pesticides	PCBs
J20	0.5	–	2	–	–
	4.5	11	2	–	–
	8.5	14	2	1	–
J22	0.6	10	2	–	–
	5.0	10	3	–	–
	8.6	5	2	–	–
J23	2.3	–	–	–	–
	5.0	11	–	–	–
	9.0	29	–	–	–
K19	1.0	4	2	7	–
	3.5	4	–	–	–
	6.5	–	–	–	–
K20	3.0	4	–	–	–
	6.0	–	–	–	–
K21	0.5	8	4	–	–
	3.0	3	–	–	–
	6.0	3	–	–	–
K23	1.4	11	2	–	–
	3.9	11	–	–	–
	6.9	11	–	–	–
K25	0.5	1	–	–	–
	4.5	–	–	–	–
	8.5	22	–	–	–
K27	0.5	–	2	–	–
	3.0	13	–	–	–
	6.0	11	–	–	–
KK23	0.2	–	–	–	–
	2.7	–	–	–	–
KK26	0.1	1	4	7	–
	2.6	–	–	–	–
	5.6	–	–	–	–

**Table 17. Method Detection Limit (MDL) Exceedances of Risk-Based Target Concentrations (RBTCs)**

Soil Boring Location	Soil Boring Depth (ft bgs)	Analysis			
		VOCs	SVOCs	Pesticides	PCBs
L20	0.7	19	4	10	-
	3.2	10	-	-	-
	6.2	-	-	-	-
L23	0.5	-	2	-	-
	3.0	10	-	-	-
	6.0	-	-	-	-
L6	0.9	-	4	-	-
	3.4	22	-	-	-
	6.4	-	-	-	-
L7	3.2	-	-	-	-
	6.2	-	-	-	-
M19	0.5	11	4	9	-
	3.0	11	-	-	-
	6.0	-	-	-	-
M2	0.9	-	4	7	-
	3.4	-	-	-	-
	6.4	1	-	-	-
M22	0.5	11	2	-	-
	3.0	11	-	-	-
	6.0	-	-	-	-
M24	3.0	11	-	-	-
	6.0	-	-	-	-
M5	0.7	-	-	-	-
	3.2	-	-	-	-
	6.2	-	-	-	-
N17	2.0	9	2	7	-
	4.0	2	-	-	-
	7.0	3	-	-	-
N18	3.3	19	-	-	-
	6.3	-	-	-	-
N19	0.5	8	-	-	-
	3.0	18	-	-	-
	6.0	11	-	-	-



**Table 17. Method Detection Limit (MDL) Exceedances of Risk-Based Target Concentrations (RBTCs)**

Soil Boring Location	Soil Boring Depth (ft bgs)	Analysis			
		VOCs	SVOCs	Pesticides	PCBs
N20	0.5	17	–	–	–
	3.0	–	–	–	–
	6.0	–	–	–	–
N21	1.0	5	4	7	–
	3.5	–	–	–	–
	6.5	–	–	–	–
N23	3.9	9	–	–	–
N25	0.9	12	2	–	–
	3.9	–	–	–	–
N26	3.5	–	–	–	–
	6.5	–	–	–	–
N6	0.8	–	4	10	2
	3.3	–	–	–	–
	6.3	–	–	–	–
N7	0.3	32	4	–	–
	2.8	19	–	–	–
	5.8	9	–	–	–
NN23	0.0	–	–	–	–
	2.5	–	–	–	–
	5.5	–	–	–	–
NN26	0.0	–	–	–	–
	2.5	–	–	–	–
O17	0.6	9	–	–	–
	3.1	12	–	–	–
	6.1	5	–	–	–
O23	4.0	–	–	–	–
O6	1.2	–	–	–	–
	3.7	11	–	–	–
	6.7	–	–	–	–
O8	1.2	12	–	–	–
	3.7	10	–	–	–
	6.7	–	–	–	–

**Table 17. Method Detection Limit (MDL) Exceedances of Risk-Based Target Concentrations (RBTCs)**

Soil Boring Location	Soil Boring Depth (ft bgs)	Analysis			
		VOCs	SVOCs	Pesticides	PCBs
OP19	1.3	10	2	-	-
	3.8	19	-	-	-
	6.8	11	-	-	-
OP21	0.7	37	-	-	-
	3.2	18	-	-	-
OP3,4	1.0	1	4	-	-
	3.5	-	-	-	-
	6.5	-	-	-	-
OP4,5	1.0	1	-	-	-
	3.5	-	-	-	-
	6.5	-	-	-	-
OP7,8	1.3	13	2	-	-
	3.8	5	-	-	-
	6.8	9	-	-	-
OP9	0.5	13	2	-	-
	3.0	34	-	-	-
	6.0	7	-	-	-
P1	0.8	-	3	2	-
	3.9	-	-	-	-
	6.3	-	-	-	-
P16	2.9	10	-	-	-
	5.9	10	-	-	-
P17	0.5	7	2	-	-
	3.0	12	-	-	-
	6.0	3	-	-	-
P23	3.7	-	2	-	-
	6.7	-	-	-	-
P25	2.7	-	2	-	-
P27	0.9	-	6	4	-
	5.0	-	2	-	-
	6.4	-	2	-	-

**Table 17. Method Detection Limit (MDL) Exceedances of Risk-Based Target Concentrations (RBTCs)**

Soil Boring Location	Soil Boring Depth (ft bgs)	Analysis			
		VOCs	SVOCs	Pesticides	PCBs
P6	1.0	1	4	-	-
	2.0	-	-	-	-
	6.5	-	-	-	-
PQ3,4	1.2	-	-	-	-
	3.7	-	-	-	-
	6.7	-	-	-	-
PQ4,5	1.0	2	2	-	-
	3.5	-	-	-	-
	6.5	-	-	-	-
PQ7,8	1.0	15	-	-	-
	3.5	6	-	-	-
	6.5	9	-	-	-
PQ8	1.3	10	-	-	-
	3.8	10	-	-	-
	6.8	-	-	-	-
PQ8,9	0.5	6	-	-	-
	2.9	15	-	-	-
Q10	2.0	16	-	-	-
	6.0	9	-	-	-
Q16	3.0	6	-	-	-
	6.0	-	-	-	-
Q17	1.9	13	2	-	-
	4.4	17	-	-	-
	7.4	11	-	-	-
Q19	1.5	17	-	-	-
	4.0	11	-	-	-
	7.0	-	-	-	-
Q20	1.1	14	2	-	-
	3.6	18	-	-	-
	6.6	-	-	-	-
Q6	0.8	-	-	-	-
	3.3	11	-	-	-
	6.3	-	-	-	-

**Table 17. Method Detection Limit (MDL) Exceedances of Risk-Based Target Concentrations (RBTCs)**

Soil Boring Location	Soil Boring Depth (ft bgs)	Analysis			
		VOCs	SVOCs	Pesticides	PCBs
QR3,4	1.0	–	2	–	–
	3.5	–	–	–	–
	6.5	–	–	–	–
QR4,5	1.3	–	–	–	–
	3.3	–	–	–	–
	6.8	–	–	–	–
QR7,8	1.0	6	2	–	–
	3.5	7	–	–	–
	6.5	3	–	–	–
QR8,9	0.9	–	–	–	–
	3.4	12	–	–	–
	6.4	11	–	–	–
R10	0.5	–	2	–	–
	2.5	14	–	–	–
	6.0	5	–	–	–
R11	3.0	11	–	–	–
	6.0	9	–	–	–
R17	0.8	30	–	–	–
	3.3	18	–	–	–
	6.3	11	–	–	–
R19	1.5	17	2	–	–
	4.0	17	–	–	–
	7.0	10	–	–	–
R20	1.7	17	–	–	–
	4.2	38	–	–	–
R24	3.0	–	–	–	–
	6.0	–	–	–	–
R25	0.5	–	2	–	–
	3.0	–	–	–	–
R6	0.5	–	3	3	–
	3.0	–	–	–	–
	6.0	–	–	–	–

**Table 17. Method Detection Limit (MDL) Exceedances of Risk-Based Target Concentrations (RBTCs)**

Soil Boring Location	Soil Boring Depth (ft bgs)	Analysis			
		VOCs	SVOCs	Pesticides	PCBs
RS7,8	1.3	–	–	–	–
	3.8	–	–	–	–
	6.8	–	–	–	–
S16	0.6	5	–	–	–
	2.6	5	–	–	–
	6.1	9	–	–	–
S17	1.0	20	4	2	–
	3.5	18	–	–	–
S19	4.3	3	–	–	–
	7.3	9	–	–	–
S2	1.0	–	4	2	–
	3.0	11	–	–	–
	6.5	11	–	–	–
S20	1.7	6	2	–	–
	4.2	13	–	–	–
	7.2	3	–	–	–
S22	0.8	–	2	–	–
	3.3	22	–	–	–
S26	0.8	–	2	–	–
	3.3	–	–	–	–
	6.3	–	–	–	–
S5	0.6	–	–	–	–
	3.1	–	–	–	–
	6.1	–	–	–	–
T11	1.0	–	–	–	–
	3.5	–	–	–	–
	6.5	–	–	–	–
T18	3.1	5	–	–	–
	6.1	8	–	–	–
T19	0.5	9	2	3	–
	3.0	9	–	–	–
	6.0	8	–	–	–

**Table 17. Method Detection Limit (MDL) Exceedances of Risk-Based Target Concentrations (RBTCs)**

Soil Boring Location	Soil Boring Depth (ft bgs)	Analysis			
		VOCs	SVOCs	Pesticides	PCBs
T21	0.5	10	2	-	-
	3.0	12	-	-	-
T24	3.8	-	-	-	-
	6.8	-	-	-	-
T8	0.5	-	2	-	-
	3.0	-	-	-	-
	6.0	-	-	-	-
TP5	1.0	11	-	-	-
	3.5	30	-	-	-
	6.5	14	-	-	-
U20	3.0	15	-	-	-
	6.0	9	-	-	-
U21	0.5	4	3	-	-
V11	0.7	-	2	-	-
	3.2	-	2	-	-
	6.2	-	2	-	-
V17	0.5	-	2	-	-
	3.0	-	-	-	-
	6.0	-	-	-	-
V18	0.5	-	-	-	-
	3.0	-	-	-	-
	6.0	-	-	-	-
V19	0.6	-	2	3	-
	3.1	-	-	-	-
	6.1	-	-	-	-
V2	1.1	-	-	-	-
	3.6	-	-	-	-
	6.6	-	-	-	-
V22	3.5	-	-	-	-
	6.5	-	-	-	-
V23	0.5	-	2	-	-
	3.0	-	-	-	-
	6.0	-	-	-	-

**Table 17. Method Detection Limit (MDL) Exceedances of Risk-Based Target Concentrations (RBTCs)**

Soil Boring Location	Soil Boring Depth (ft bgs)	Analysis			
		VOCs	SVOCs	Pesticides	PCBs
V26	0.9	–	2	–	–
	3.4	–	–	–	–
	6.4	–	–	–	–
V29	3.0	–	–	–	–
	5.5	–	–	–	–
V5	1.0	–	4	7	–
	3.5	–	–	–	–
	6.5	–	–	–	–
V8	3.0	–	–	–	–
	6.0	–	–	–	–
W22	3.1	–	–	–	–
	6.1	–	–	–	–
X8	1.0	1	–	–	–
	3.5	–	–	–	–
	6.5	–	–	–	–
X9	1.8	1	–	–	–
	4.1	1	–	–	–
	7.1	–	–	–	–
Y11	0.8	1	2	–	–
	3.1	–	–	–	–
	6.1	12	–	–	–
Y14	1.0	–	–	–	–
	3.5	–	–	–	–
	6.5	–	–	–	–
Y16	1.1	–	–	–	–
	3.6	–	–	–	–
	6.7	–	–	–	–
Y17	0.9	–	2	–	–
	3.4	–	2	–	–
	6.4	–	2	–	–
Y2	1.0	–	–	–	–
	3.5	–	–	–	–
	6.5	–	–	–	–

**Table 17. Method Detection Limit (MDL) Exceedances of Risk-Based Target Concentrations (RBTCs)**

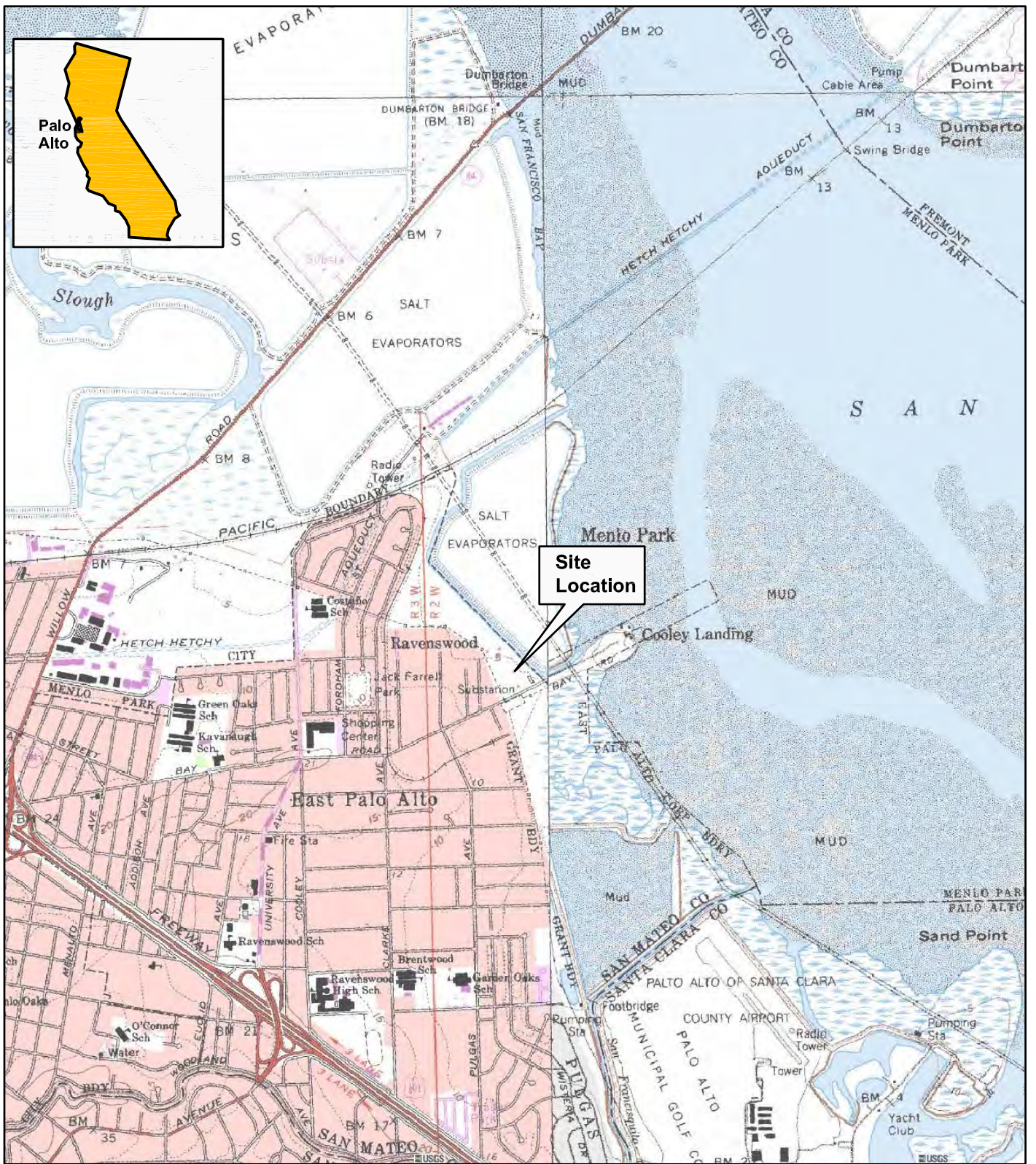
Soil Boring Location	Soil Boring Depth (ft bgs)	Analysis			
		VOCs	SVOCs	Pesticides	PCBs
Y23	0.5	–	4	4	–
	3.0	–	–	–	–
	6.0	–	–	–	–
Y3	1.0	1	4	5	–
	3.5	–	–	–	–
	6.5	–	–	–	–
Y5	1.5	–	–	–	–
	4.0	–	–	–	–
	7.0	–	–	–	–
Z16,17	0.9	–	2	–	–
	3.4	–	2	–	–
	6.4	–	2	–	–
Z27	1.0	–	2	4	–
	3.5	–	–	–	–
	6.5	–	–	–	–

Notes

- (1) Numerical values represent the number of individual chemical method detection limits within each analytical group that exceed the individual chemical RBTC.
  - (2) Exceedance counts include primary and duplicate samples, if applicable.
  - (3) Volatile Organic Compounds (VOCs) analyzed by USEPA Method 8260B.
  - (4) Semi-Volatile Organic Compounds (SVOCs) analyzed by USEPA Method 8270C.
  - (5) Pesticides analyzed by USEPA Method 8081A.
  - (6) Polychlorinated Biphenyls (PCBs) analyzed by USEPA Method 8082.
  - (7) ft bgs = feet below ground surface
- No method detection limits exceed RBTC values, if applicable.



## **FIGURES**



Source: Microsoft Research Maps, USGS 7.5' Quadrangle, East Palo Alto, California, 1998

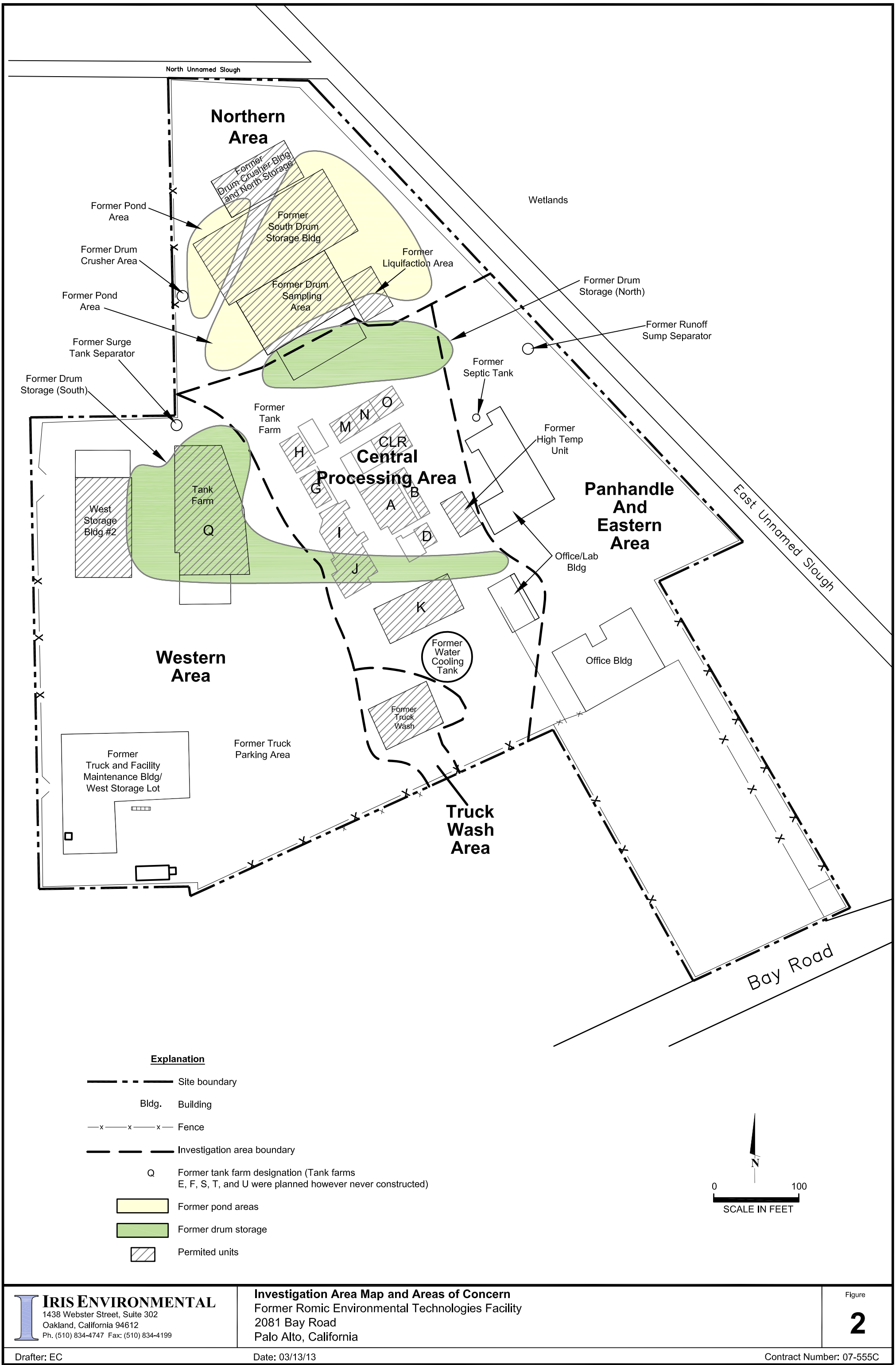


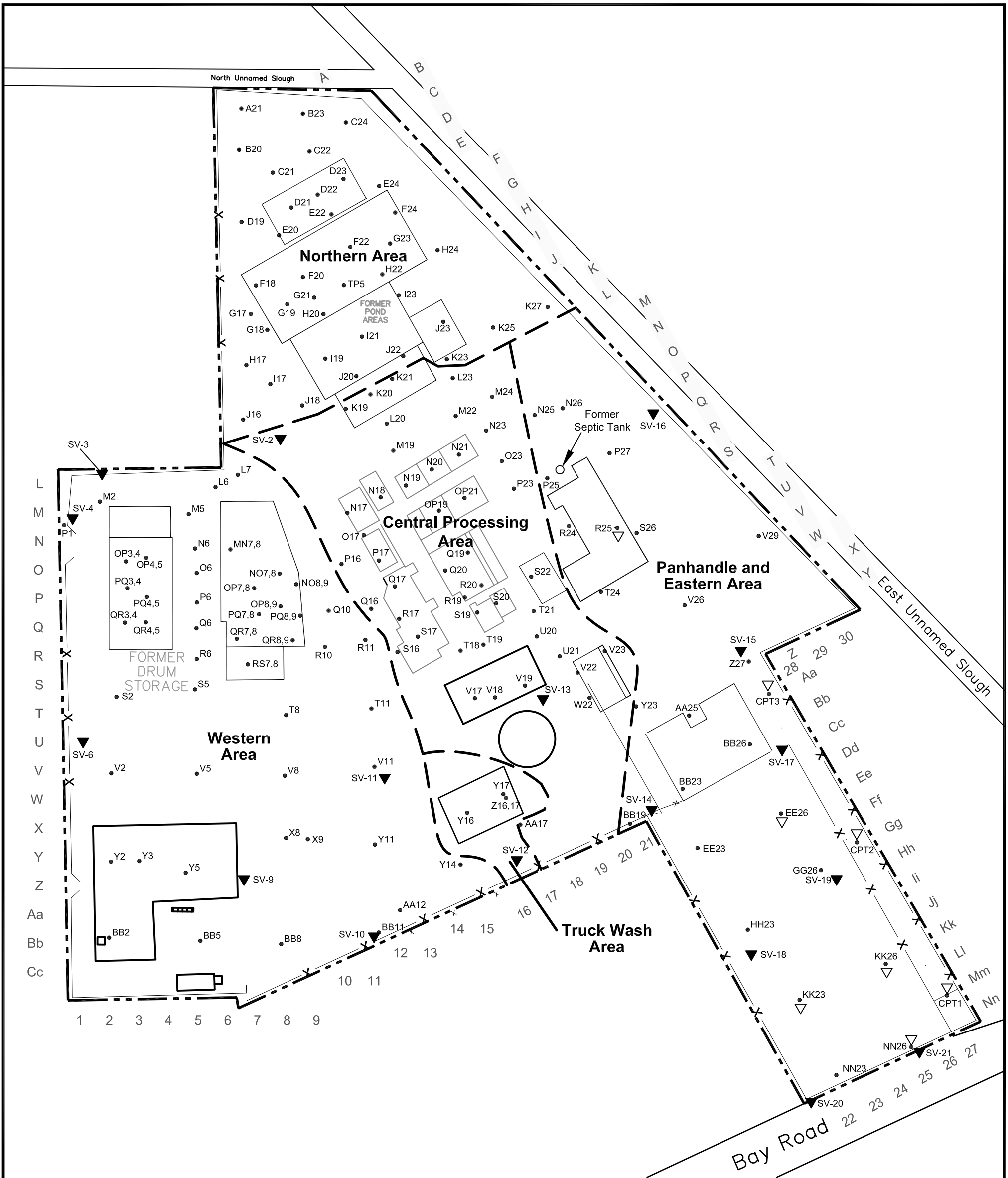
I:\CAD\07-555-C\site location.dwg

**IRIS ENVIRONMENTAL**  
 1438 Webster Street, Suite 302  
 Oakland, California 94612  
 Ph. (510) 834-4747 Fax: (510) 834-4199

**Site Location Map**  
 Former Romic Environmental Technologies Facility  
 2081 Bay Road  
 East Palo Alto, California

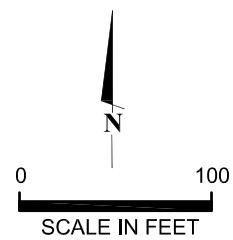
Figure  
**1**





**Explanation**

- Soil boring and sample location
- ▽ Groundwater sample location
- ▼ Soil vapor sample location
- X8 Soil boring location identifier



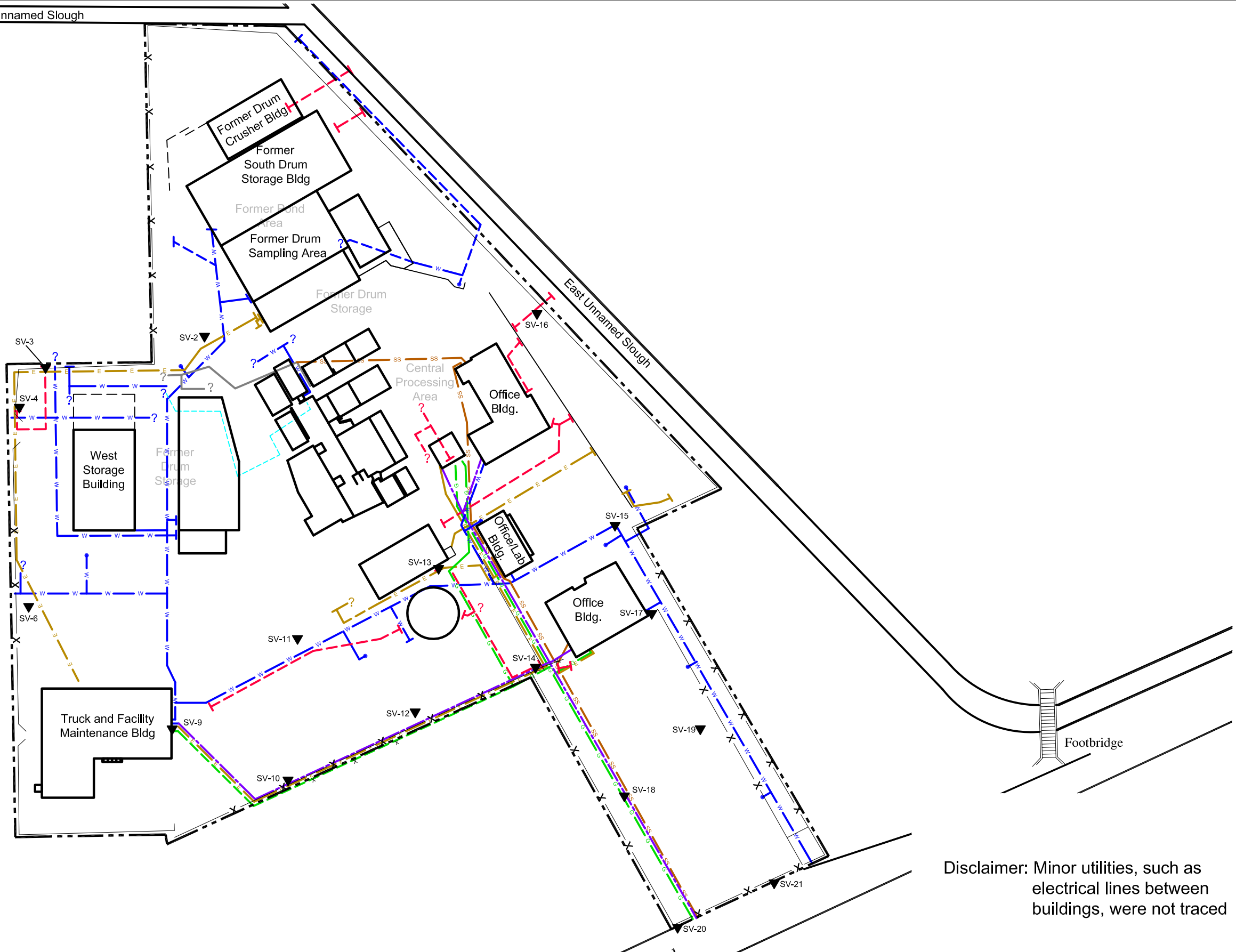
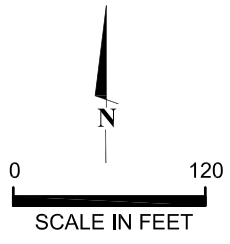
North Unnamed Slough

**Explanation:**

- Site Features modified from Drawing by others, based on Air Photo and Site observations
- w— Water Line
- - - Suspected Water Line Location
- p— Telephone Line
- g— Gas Line
- - - Suspected Gas Line Location
- ss— Sewer Line
- e— Electrical Line
- - - Storm Drain Line
- Unidentified Pipe Line
- - - Sewer Line - Existence and Location to be Determined
- Fire Hydrant
- ?— Line Continuation Suspected or Undefined
- |— Line Termination Confirmed or Line Continues Aboveground
- SV-21▼ Soil vapor sample location and designation

**Notes:**

- Excludes areas with groundwater <3 feet below ground surface (bgs)
- Excludes areas with known groundwater contamination

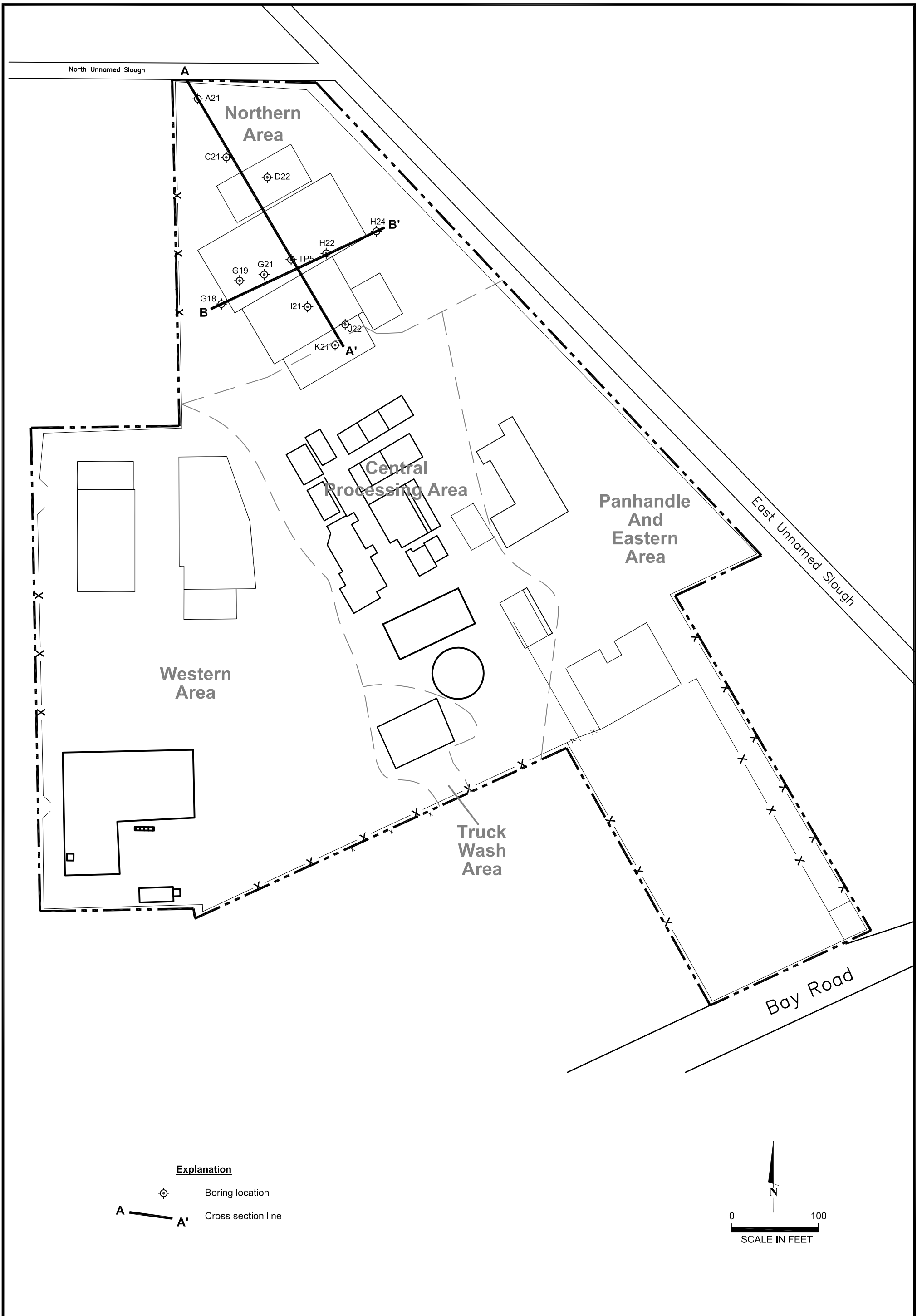


Disclaimer: Minor utilities, such as electrical lines between buildings, were not traced

**IRIS ENVIRONMENTAL**  
 1438 Webster Street, Suite 302  
 Oakland, California 94612  
 Ph. (510) 834-4747 Fax: (510) 834-4199

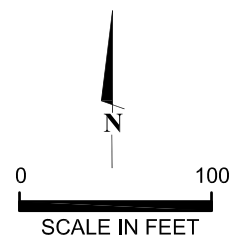
**Soil Vapor Sample Location Map**  
 Former Romc Environmental Technologies Corporation Facility  
 2081 Bay Road  
 Palo Alto, California

Figure  
**4**



**Explanation**

- ⊕ Boring location
- A — A' Cross section line



**IRIS ENVIRONMENTAL**  
 1438 Webster Street, Suite 302  
 Oakland, California 94612  
 Ph. (510) 834-4747 Fax: (510) 834-4199

**Cross Section Locations**  
 Former Romic Environmental Technologies Facility  
 2081 Bay Road  
 Palo Alto, California

Figure

**5**

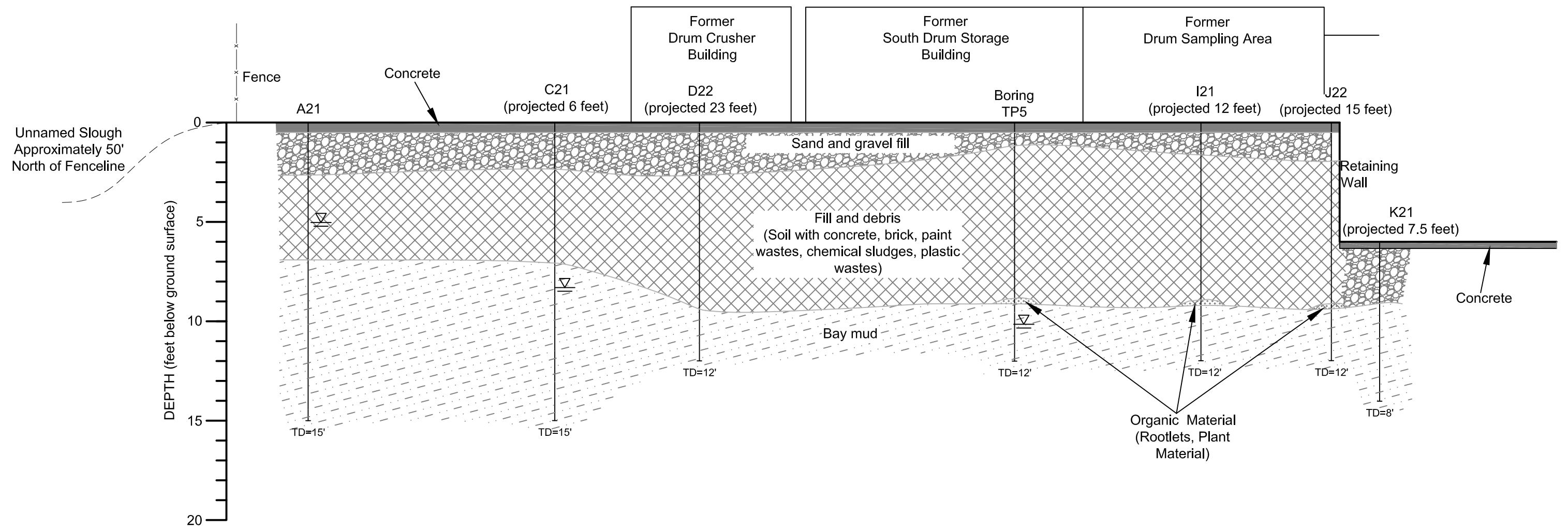
Drafter: EC

Date: 10/04/12

Contract Number: 07-555C

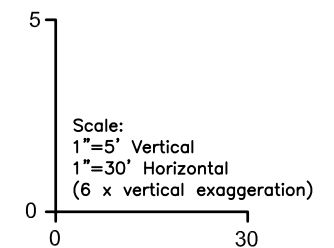
A

A'



**Explanation**

- Approximate depth of first encountered groundwater
- TD Total depth
- A21 Boring identification
- ft feet

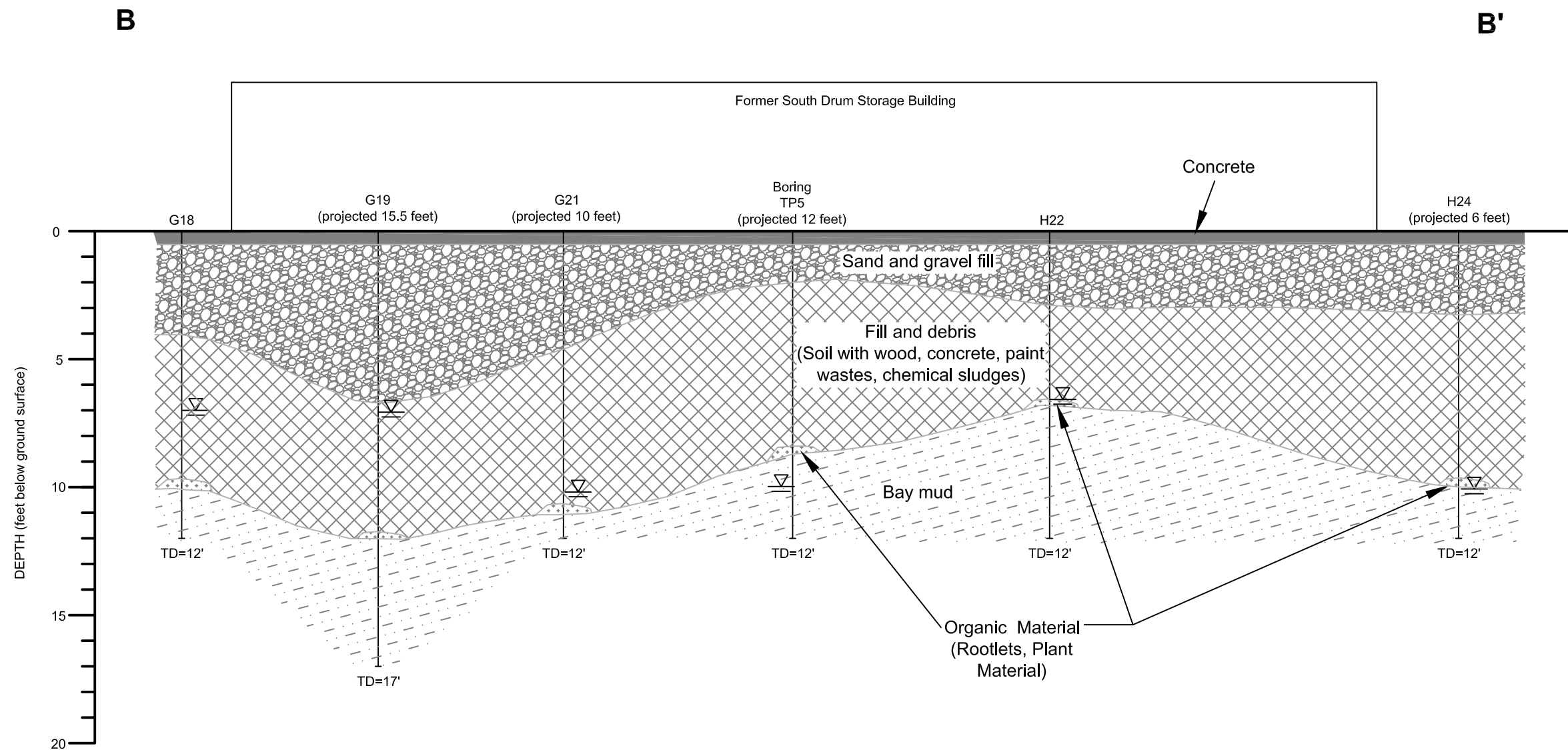


**IRIS ENVIRONMENTAL**  
 1438 Webster Street, Suite 302  
 Oakland, California 94612  
 Ph. (510) 834-4747 Fax: (510) 834-4199

**Cross Section A-A', Northern Area**  
 Former Romc Environmental Technologies Facility  
 2081 Bay Road  
 Palo Alto, California

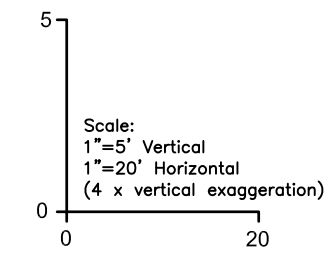
Figure

**6**



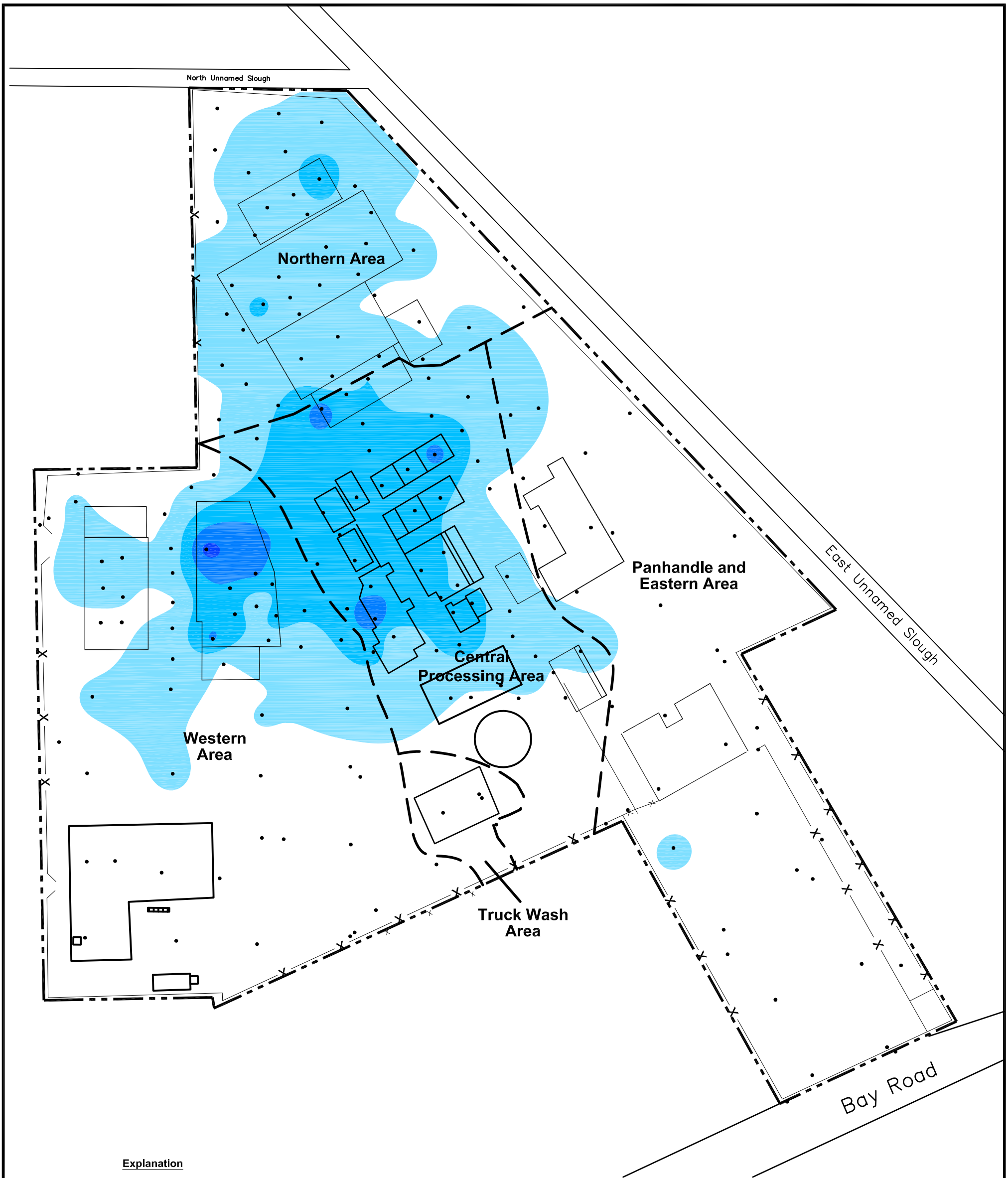
**Explanation**

- Approximate depth of first encountered groundwater
- TD Total depth
- A21 Boring identification
- ft feet



I:\CAD\07\07-555-C\Cross.dwg





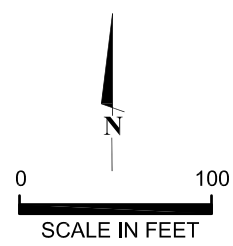
**Explanation**

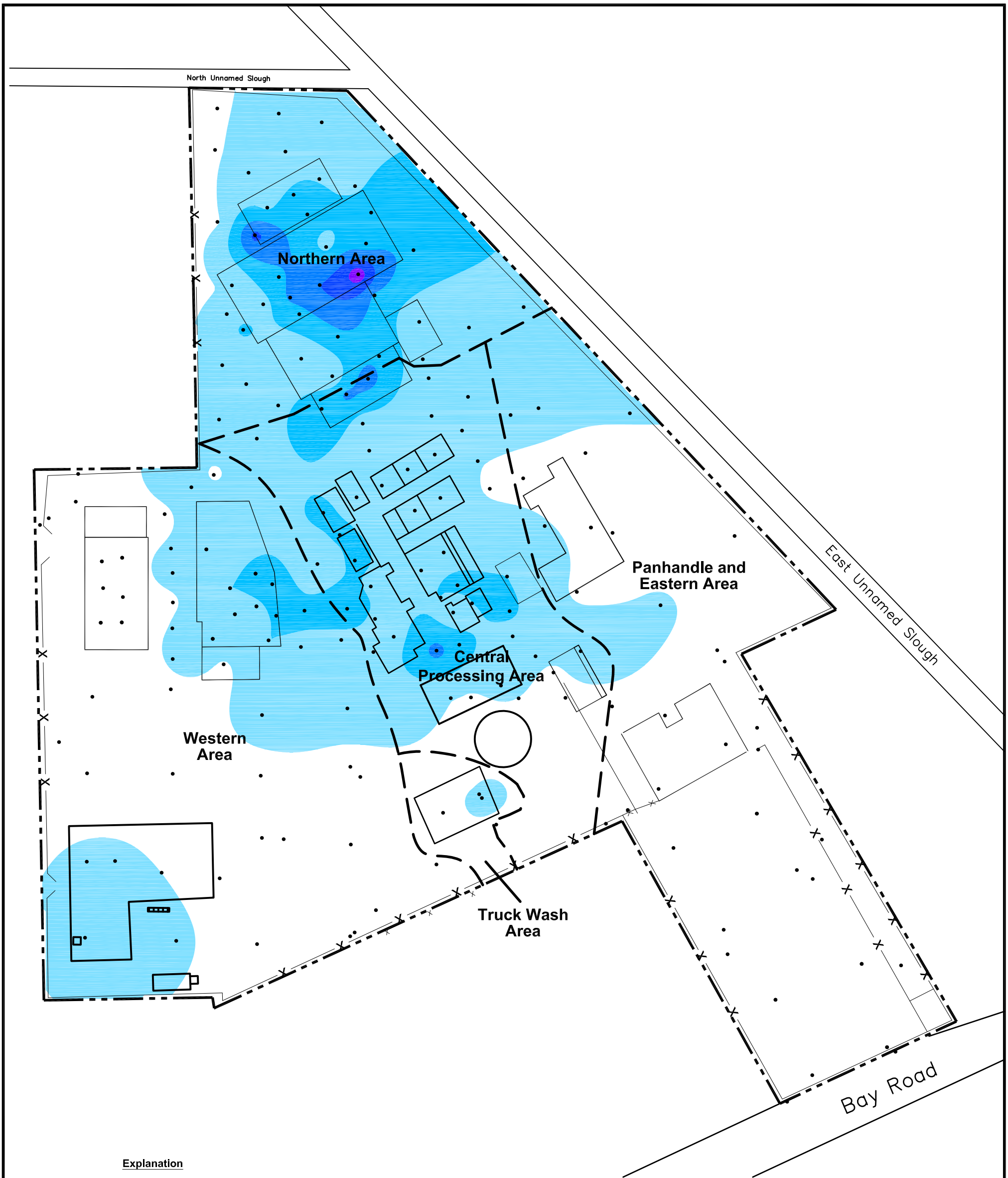
- Sample location
- 1-5 exceedances
- 6-10 exceedances
- 11-15 exceedances
- 16-20 exceedances
- 21-25 exceedances
- 26-30 exceedances
- 31-35 exceedances
- 36-40 exceedances
- RBTC Risk based target concentration

**Notes**

Contours developed using Surfer 8 software and a radial basis algorithm and represent an interpretation of the extent of RBTC exceedances. Actual extent could vary.

Analyses includes entire soil dataset for all compounds and metals generated during the CSAP investigation, with the exception of Mercury. Mercury was not used since the widespread detections are being considered as background for the purpose of visualization.





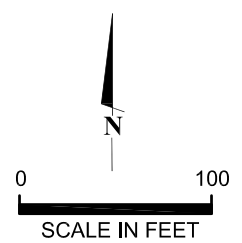
**Explanation**

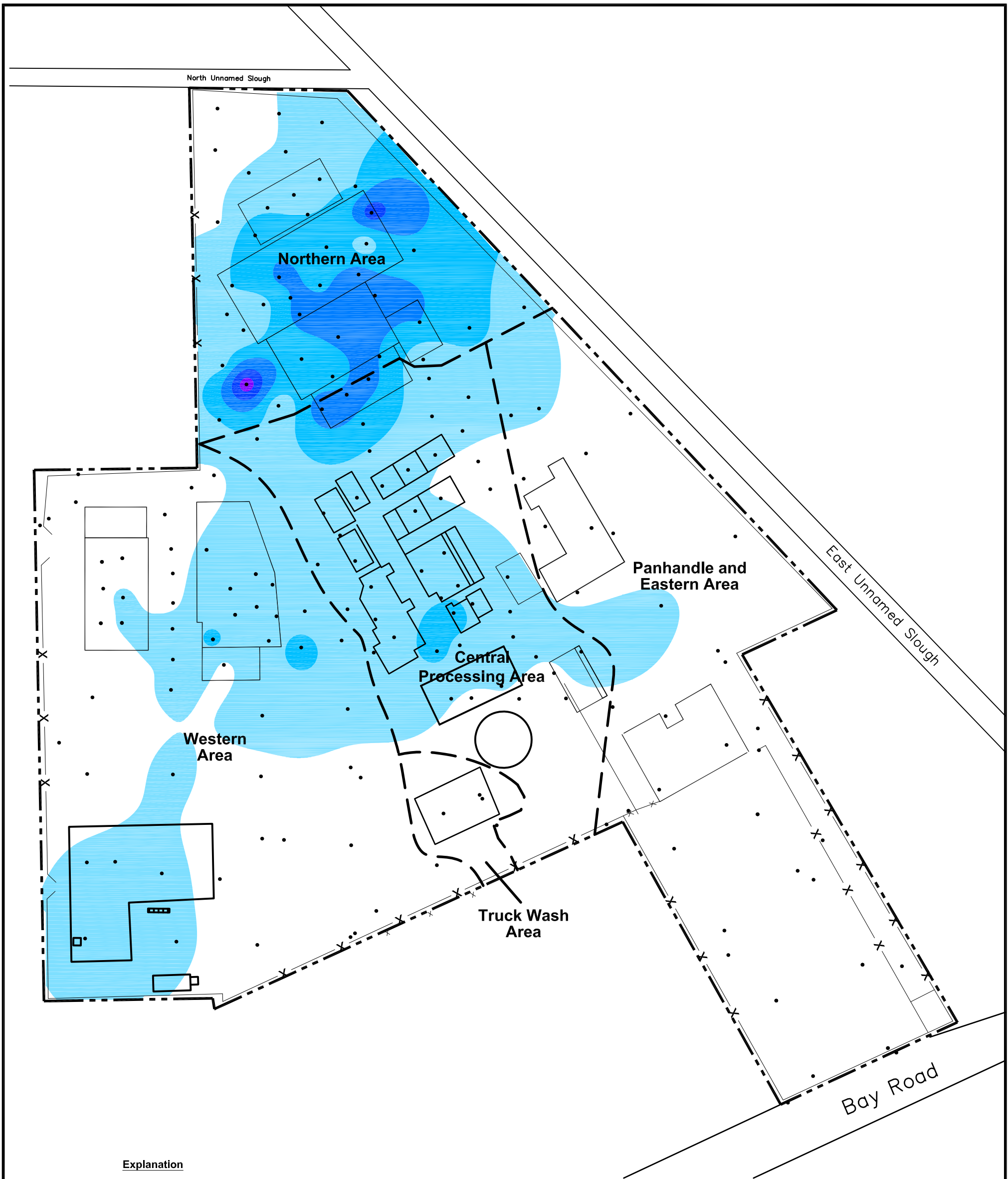
- Sample location
- Light Blue: 1-5 exceedances
- Medium Blue: 6-10 exceedances
- Dark Blue: 11-15 exceedances
- Blue: 16-20 exceedances
- Dark Blue: 21-25 exceedances
- Light Purple: 26-30 exceedances
- Dark Purple: 31-35 exceedances
- Red: 36-40 exceedances
- RBTC: Risk based target concentration

**Notes**

Contours developed using Surfer 8 software and a radial basis algorithm and represent an interpretation of the extent of RBTC exceedances. Actual extent could vary.

Analyses includes entire soil dataset for all compounds and metals generated during the CSAP investigation, with the exception of Mercury. Mercury was not used since the widespread detections are being considered as background for the purpose of visualization.





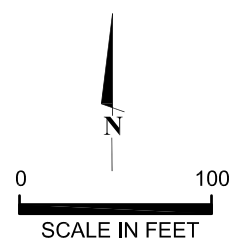
**Explanation**

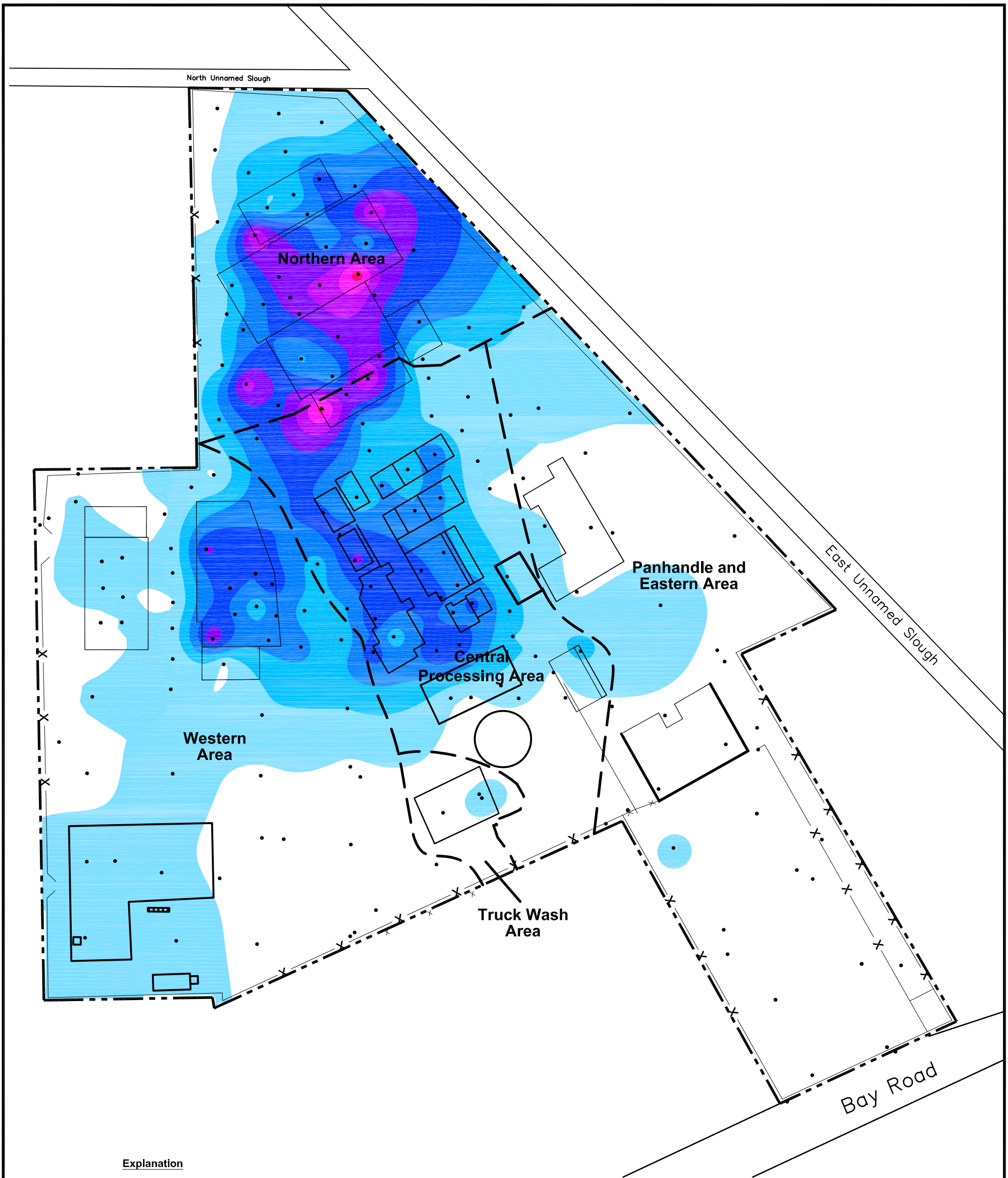
- Sample location
- Light Blue: 1-5 exceedances
- Medium Blue: 6-10 exceedances
- Dark Blue: 11-15 exceedances
- Blue: 16-20 exceedances
- Dark Blue: 21-25 exceedances
- Blue: 26-30 exceedances
- Dark Blue: 31-35 exceedances
- Blue: 36-40 exceedances
- RBTC Risk based target concentration

**Notes**

Contours developed using Surfer 8 software and a radial basis algorithm and represent an interpretation of the extent of RBTC exceedances. Actual extent could vary.

Analyses includes entire soil dataset for all compounds and metals generated during the CSAP investigation, with the exception of Mercury. Mercury was not used since the widespread detections are being considered as background for the purpose of visualization.





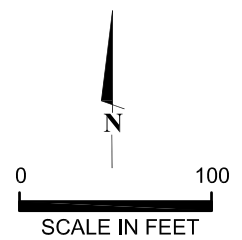
**Explanation**

- Sample location
- 1-5 exceedances
- 6-10 exceedances
- 11-15 exceedances
- 16-20 exceedances
- 21-25 exceedances
- 26-30 exceedances
- 31-35 exceedances
- 36-40 exceedances
- RBTC Risk based target concentration

**Notes**

Contours developed using Surfer 8 software and a radial basis algorithm and represent an interpretation of the extent of RBTC exceedances. Actual extent could vary.

Analyses includes entire soil dataset for all compounds and metals generated during the CSAP investigation, with the exception of Mercury. Mercury was not used since the widespread detections are being considered as background for the purpose of visualization.



# Benzene Analytical Results Compared to Risk Based Target Concentration (RBTC)


## Sample Result

- Chemical not detected at or above the laboratory reporting limit
- Chemical detected below RBTC value (ND - 0.013 mg/kg)
- Chemical detected at or above RBTC value to 10 times RBTC value (0.013 - 0.13 mg/kg)
- Chemical detected greater than 10 times RBTC value to 100 times RBTC value (0.13 - 1.30 mg/kg)
- Chemical detected greater than 100 times RBTC value to maximum detected concentration (1.30 - 98.2 mg/kg)

## Sample Depth and Location

- 6 - 10 feet
- 3 - 6 feet
- 0 - 3 feet
- Former building
- Former tank
- Site boundary

Source: Geografika Consulting, 2013; Iris Environmental, 2011; ESRI, 2013



Source: Geografika Consulting, 2012; Iris Environmental, 2011; ESRI, 2012

**I IRIS ENVIRONMENTAL**  
 1438 Webster Street, Suite 302  
 Oakland, California 94612  
 Ph. (510) 834-4747 Fax: (510) 834-4199





**Benzene in Soil**  
 Former Romic Environmental Technologies Facility  
 2081 Bay Road  
 Palo Alto, California

Figure




**12**




## Toluene Analytical Results Compared to Risk Based Target Concentration (RBTC)

### Sample Result

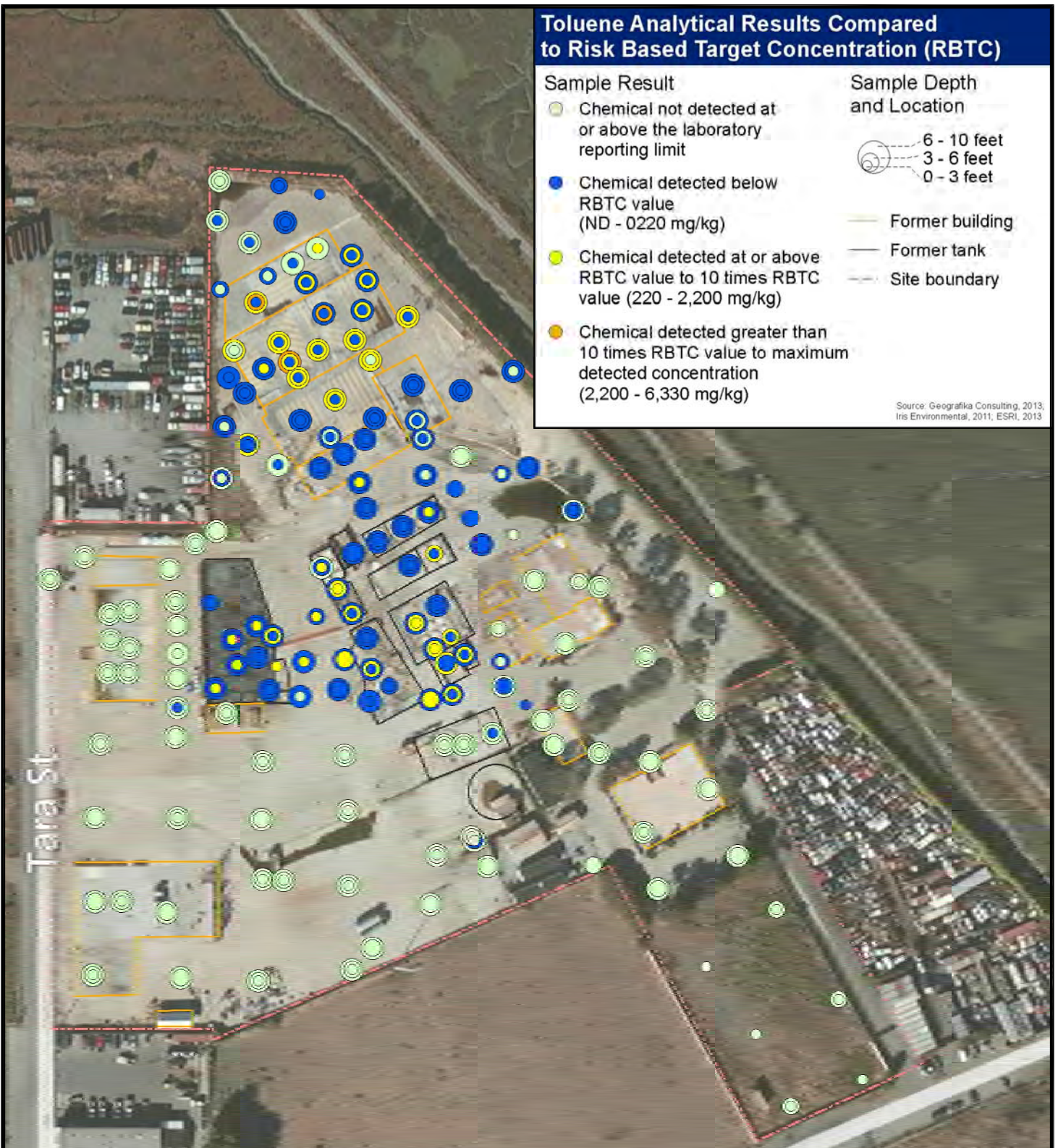
-  Chemical not detected at or above the laboratory reporting limit
-  Chemical detected below RBTC value (ND - 0.220 mg/kg)
-  Chemical detected at or above RBTC value to 10 times RBTC value (220 - 2,200 mg/kg)
-  Chemical detected greater than 10 times RBTC value to maximum detected concentration (2,200 - 6,330 mg/kg)

### Sample Depth and Location

-  6 - 10 feet
-  3 - 6 feet
-  0 - 3 feet

-  Former building
-  Former tank
-  Site boundary

Source: Geografika Consulting, 2013; Iris Environmental, 2011; ESRI, 2013



0 150  
SCALE IN FEET

Source: Geografika Consulting, 2012; Iris Environmental, 2011; ESRI, 2012

**I IRIS ENVIRONMENTAL**  
1438 Webster Street, Suite 302  
Oakland, California 94612  
Ph. (510) 834-4747 Fax: (510) 834-4199






**Toluene in Soil**  
Former Romic Environmental Technologies Facility  
2081 Bay Road  
Palo Alto, California

Figure




**13**




## Ethylbenzene Analytical Results Compared to Risk Based Target Concentration (RBTC)

### Sample Result


-  Chemical not detected at or above the laboratory reporting limit
-  Chemical detected below RBTC value (ND - 0.075 mg/kg)
-  Chemical detected at or above RBTC value to 10 times RBTC value (0.075 - 0.75 mg/kg)
-  Chemical detected greater than 10 times RBTC value to 100 times RBTC value (0.75 - 7.50 mg/kg)
-  Chemical detected greater than 100 times RBTC value to maximum detected concentration (7.50 - 3,270.0 mg/kg)

### Sample Depth and Location

-  6 - 10 feet
-  3 - 6 feet
-  0 - 3 feet

-  Former building
-  Former tank
-  Site boundary

Source: Geografika Consulting, 2012; Iris Environmental, 2011; ESRI, 2012



0 150  
SCALE IN FEET

Source: Geografika Consulting, 2012; Iris Environmental, 2011; ESRI, 2012

**I IRIS ENVIRONMENTAL**  
1438 Webster Street, Suite 302  
Oakland, California 94612  
Ph. (510) 834-4747 Fax: (510) 834-4199

**Ethylbenzene in Soil**  
Former Romic Environmental Technologies Facility  
2081 Bay Road  
Palo Alto, California

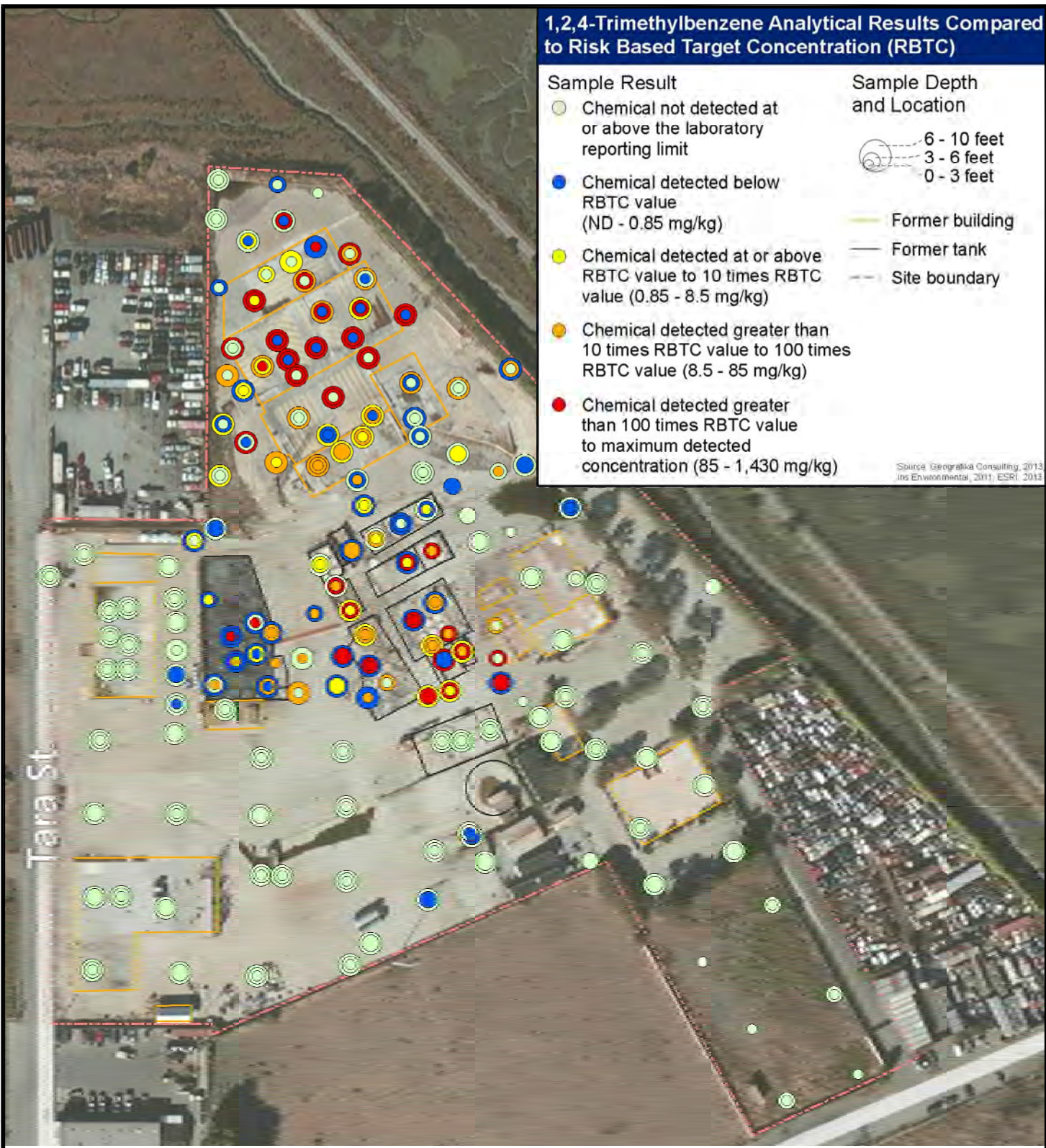
Figure

**14**

# 1,2,4-Trimethylbenzene Analytical Results Compared to Risk Based Target Concentration (RBTC)

Sample Result	Sample Depth and Location
<ul style="list-style-type: none"> <li><span style="color: green;">○</span> Chemical not detected at or above the laboratory reporting limit</li> <li><span style="color: blue;">●</span> Chemical detected below RBTC value (ND - 0.85 mg/kg)</li> <li><span style="color: yellow;">●</span> Chemical detected at or above RBTC value to 10 times RBTC value (0.85 - 8.5 mg/kg)</li> <li><span style="color: orange;">●</span> Chemical detected greater than 10 times RBTC value to 100 times RBTC value (8.5 - 85 mg/kg)</li> <li><span style="color: red;">●</span> Chemical detected greater than 100 times RBTC value to maximum detected concentration (85 - 1,430 mg/kg)</li> </ul>	<ul style="list-style-type: none"> <li></li> <li><span style="color: green;">—</span> Former building</li> <li><span style="color: black;">—</span> Former tank</li> <li><span style="color: red;">- - -</span> Site boundary</li> </ul>

Source: Geografika Consulting, 2013; Iris Environmental, 2011; ESRI, 2012



Source: Geografika Consulting, 2012; Iris Environmental, 2011; ESRI, 2012

**I IRIS ENVIRONMENTAL**  
 1438 Webster Street, Suite 302  
 Oakland, California 94612  
 Ph. (510) 834-4747 Fax: (510) 834-4199

**1-2-4-Trimethylbenzene in Soil**  
 Former Romic Environmental Technologies Facility  
 2081 Bay Road  
 Palo Alto, California

Figure  
**15**





## Tetrachloroethene Analytical Results Compared to Risk Based Target Concentration (RBTC)

### Sample Result


- Chemical not detected at or above the laboratory reporting limit
- Chemical detected below RBTC value (ND - 0.0048 mg/kg)
- Chemical detected at or above RBTC value to 10 times RBTC value (0.0048 - 0.048 mg/kg)
- Chemical detected greater than 10 times RBTC value to 100 times RBTC value (0.048 - 0.48 mg/kg)
- Chemical detected greater than 100 times RBTC value to maximum detected concentration (0.48 - 1,120.0 mg/kg)

### Sample Depth and Location

- 6 - 10 feet
- 3 - 6 feet
- 0 - 3 feet

- Former building
- Former tank
- Site boundary

Source: Geografika Consulting, 2013; Iris Environmental, 2011; ESRI, 2013



0 150  
SCALE IN FEET

Source: Geografika Consulting, 2012; Iris Environmental, 2011; ESRI, 2012

**IRIS ENVIRONMENTAL**  
1438 Webster Street, Suite 302  
Oakland, California 94612  
Ph. (510) 834-4747 Fax: (510) 834-4199

**Tetrachloroethene in Soil**  
Former Romco Environmental Technologies Facility  
2081 Bay Road  
Palo Alto, California

Figure

**17**

## Vinyl Chloride Analytical Results Compared to Risk Based Target Concentration (RBTC)

### Sample Result


- Chemical not detected at or above the laboratory reporting limit
- Chemical detected below RBTC value (ND - 0.0025 mg/kg)
- Chemical detected at or above RBTC value to 10 times RBTC value (0.0025 - 0.025 mg/kg)
- Chemical detected greater than 10 times RBTC value to 100 times RBTC value (0.025 - 0.25 mg/kg)
- Chemical detected greater than 100 times RBTC value to maximum detected concentration (0.25 - 102 mg/kg)

### Sample Depth and Location

- 6 - 10 feet
- 3 - 6 feet
- 0 - 3 feet

- Former building
- Former tank
- Site boundary

Source: Geografika Consulting, 2013; Iris Environmental, 2011; ESRI, 2013



0 150  
SCALE IN FEET

Source: Geografika Consulting, 2012; Iris Environmental, 2011; ESRI, 2012

**I IRIS ENVIRONMENTAL**  
1438 Webster Street, Suite 302  
Oakland, California 94612  
Ph. (510) 834-4747 Fax: (510) 834-4199

**Vinyl Chloride in Soil**  
Former Romic Environmental Technologies Facility  
2081 Bay Road  
Palo Alto, California

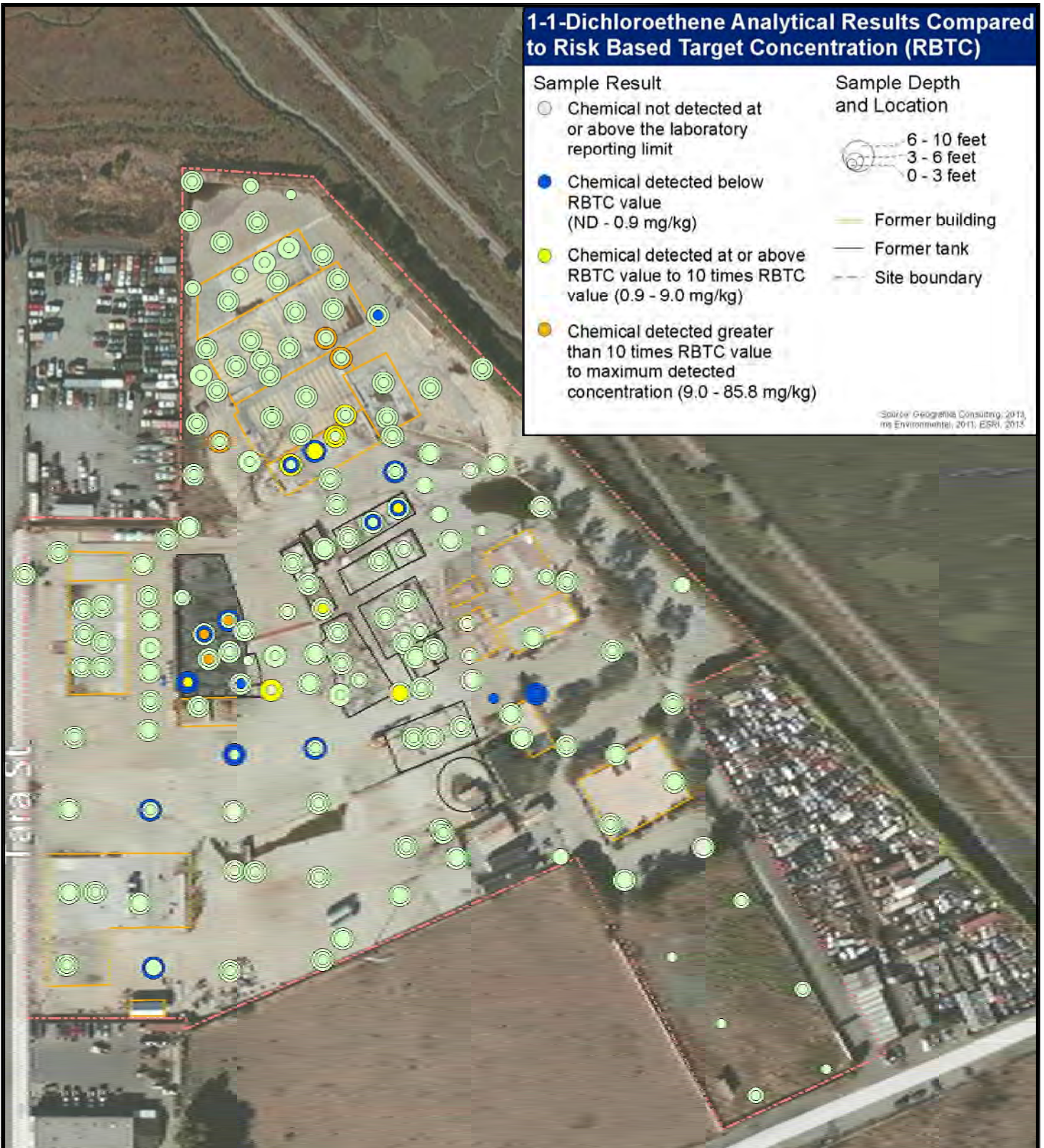
Figure

**18**

# 1-1-Dichloroethene Analytical Results Compared to Risk Based Target Concentration (RBTC)

- | Sample Result   | Sample Depth and Location   |
|---|---|
| <ul style="list-style-type: none"> <li>○ Chemical not detected at or above the laboratory reporting limit</li> </ul>  | <ul style="list-style-type: none"> <li>○ 6 - 10 feet</li> <li>○ 3 - 6 feet</li> <li>○ 0 - 3 feet</li> </ul>           |
| <ul style="list-style-type: none"> <li>● Chemical detected below RBTC value (ND - 0.9 mg/kg)</li> </ul>   | <ul style="list-style-type: none"> <li>— Former building</li> <li>— Former tank</li> <li>--- Site boundary</li> </ul> |
| <ul style="list-style-type: none"> <li>● Chemical detected at or above RBTC value to 10 times RBTC value (0.9 - 9.0 mg/kg)</li> </ul>                       |   |
| <ul style="list-style-type: none"> <li>● Chemical detected greater than 10 times RBTC value to maximum detected concentration (9.0 - 85.8 mg/kg)</li> </ul> |   |

Source: Geografika Consulting, 2011; Iris Environmental, 2011; ESRI, 2013



Source: Geografika Consulting, 2012; Iris Environmental, 2011; ESRI, 2012

**I IRIS ENVIRONMENTAL**  
 1438 Webster Street, Suite 302  
 Oakland, California 94612  
 Ph. (510) 834-4747 Fax: (510) 834-4199

**1-1-Dichloroethene in Soil**  
 Former Romic Environmental Technologies Facility  
 2081 Bay Road  
 Palo Alto, California

Figure

**19**

# 1-1-Dichloroethane Analytical Results Compared to Risk Based Target Concentration (RBTC)

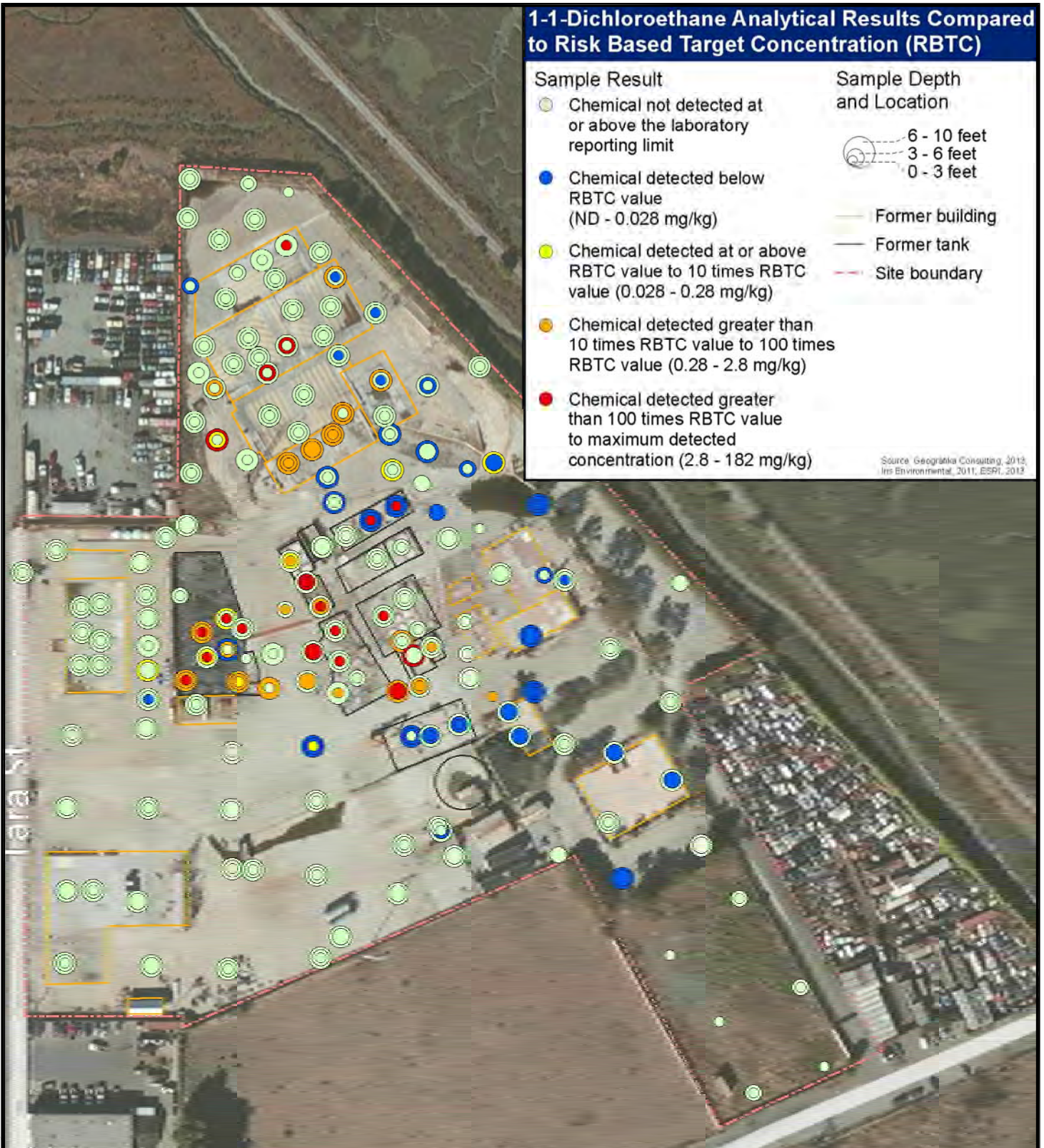
## Sample Result

- Chemical not detected at or above the laboratory reporting limit
- Chemical detected below RBTC value (ND - 0.028 mg/kg)
- Chemical detected at or above RBTC value to 10 times RBTC value (0.028 - 0.28 mg/kg)
- Chemical detected greater than 10 times RBTC value to 100 times RBTC value (0.28 - 2.8 mg/kg)
- Chemical detected greater than 100 times RBTC value to maximum detected concentration (2.8 - 182 mg/kg)

## Sample Depth and Location

- 
- 
- 
- 

Source: Geografika Consulting, 2013; Iris Environmental, 2011; ESRI, 2013



Source: Geografika Consulting, 2012; Iris Environmental, 2011; ESRI, 2012

**I IRIS ENVIRONMENTAL**  
 1438 Webster Street, Suite 302  
 Oakland, California 94612  
 Ph. (510) 834-4747 Fax: (510) 834-4199

**1-1-Dichloroethane in Soil**  
 Former Romic Environmental Technologies Facility  
 2081 Bay Road  
 Palo Alto, California

Figure

**20**



# 1-1-1-Trichloroethane Analytical Results Compared to Risk Based Target Concentration (RBTC)

## Sample Result


- Chemical not detected at or above the laboratory reporting limit
- Chemical detected below RBTC value (ND - 35 mg/kg)
- Chemical detected at or above RBTC value to 10 times RBTC value (35 - 350 mg/kg)
- Chemical detected greater than 10 times RBTC value to maximum detected concentration (350 - 1,190 mg/kg)

## Sample Depth and Location

- 6 - 10 feet
- 3 - 6 feet
- 0 - 3 feet

- Former building
- Former tank
- - - Site boundary

Source: Geografika Consulting, 2013; Iris Environmental, 2011; ESRI, 2013



Source: Geografika Consulting, 2012; Iris Environmental, 2011; ESRI, 2012










**I IRIS ENVIRONMENTAL**  
 1438 Webster Street, Suite 302  
 Oakland, California 94612  
 Ph. (510) 834-4747 Fax: (510) 834-4199

**1-1-1-Trichloroethane in Soil**  
 Former Romco Environmental Technologies Facility  
 2081 Bay Road  
 Palo Alto, California


Figure

**22**

# 1-1-2-Trichloroethane Analytical Results Compared to Risk Based Target Concentration (RBTC)

Sample Result	Sample Depth and Location
<ul style="list-style-type: none"> <li> Chemical not detected at or above the laboratory reporting limit (ND - 0.026 mg/kg)</li> <li> Chemical detected below RBTC value (0.026 - 0.26 mg/kg)</li> <li> Chemical detected at or above RBTC value to 10 times RBTC value (0.26 - 2.60 mg/kg)</li> <li> Chemical detected greater than 10 times RBTC value to 100 times RBTC value (2.60 - 26.0 mg/kg)</li> <li> Chemical detected greater than 100 times RBTC value to maximum detected concentration (26.0 - 1,600 mg/kg)</li> </ul>	<ul style="list-style-type: none"> <li> 6 - 10 feet 3 - 6 feet 0 - 3 feet</li> <li> Former building</li> <li> Former tank</li> <li> Site boundary</li> </ul>

Source: Geografika Consulting, 2013; Iris Environmental, 2011; ESRI, 2013



Source: Geografika Consulting, 2012; Iris Environmental, 2011; ESRI, 2012

**I IRIS ENVIRONMENTAL**  
 1438 Webster Street, Suite 302  
 Oakland, California 94612  
 Ph. (510) 834-4747 Fax: (510) 834-4199

**1-1-2-Trichloroethane in Soil**  
 Former Romco Environmental Technologies Facility  
 2081 Bay Road  
 Palo Alto, California

Figure  
**23**





# Naphthalene Analytical Results Compared to Risk Based Target Concentration (RBTC)

## Sample Result


- Chemical not detected at or above the laboratory reporting limit
- Chemical detected below RBTC value (ND - 0.35 mg/kg)
- Chemical detected at or above RBTC value to 10 times RBTC value (0.35 - 3.5 mg/kg)
- Chemical detected greater than 10 times RBTC value to 100 times RBTC value (3.5 - 35 mg/kg)
- Chemical detected greater than 100 times RBTC value to maximum detected concentration (35 - 462 mg/kg)

## Sample Depth and Location

- 6 - 10 feet
- 3 - 6 feet
- 0 - 3 feet

- Former building
- Former tank
- Site boundary

Source: Geografika Consulting, 2013; Iris Environmental, 2011; ESRI, 2013



Source: Geografika Consulting, 2012; Iris Environmental, 2011; ESRI, 2012

**I IRIS ENVIRONMENTAL**  
 1438 Webster Street, Suite 302  
 Oakland, California 94612  
 Ph. (510) 834-4747 Fax: (510) 834-4199





**Naphthalene in Soil**  
 Former Romic Environmental Technologies Facility  
 2081 Bay Road  
 Palo Alto, California

Figure  
**25**









## Lead Analytical Results Compared to Risk Based Target Concentration (RBTC)

### Sample Result

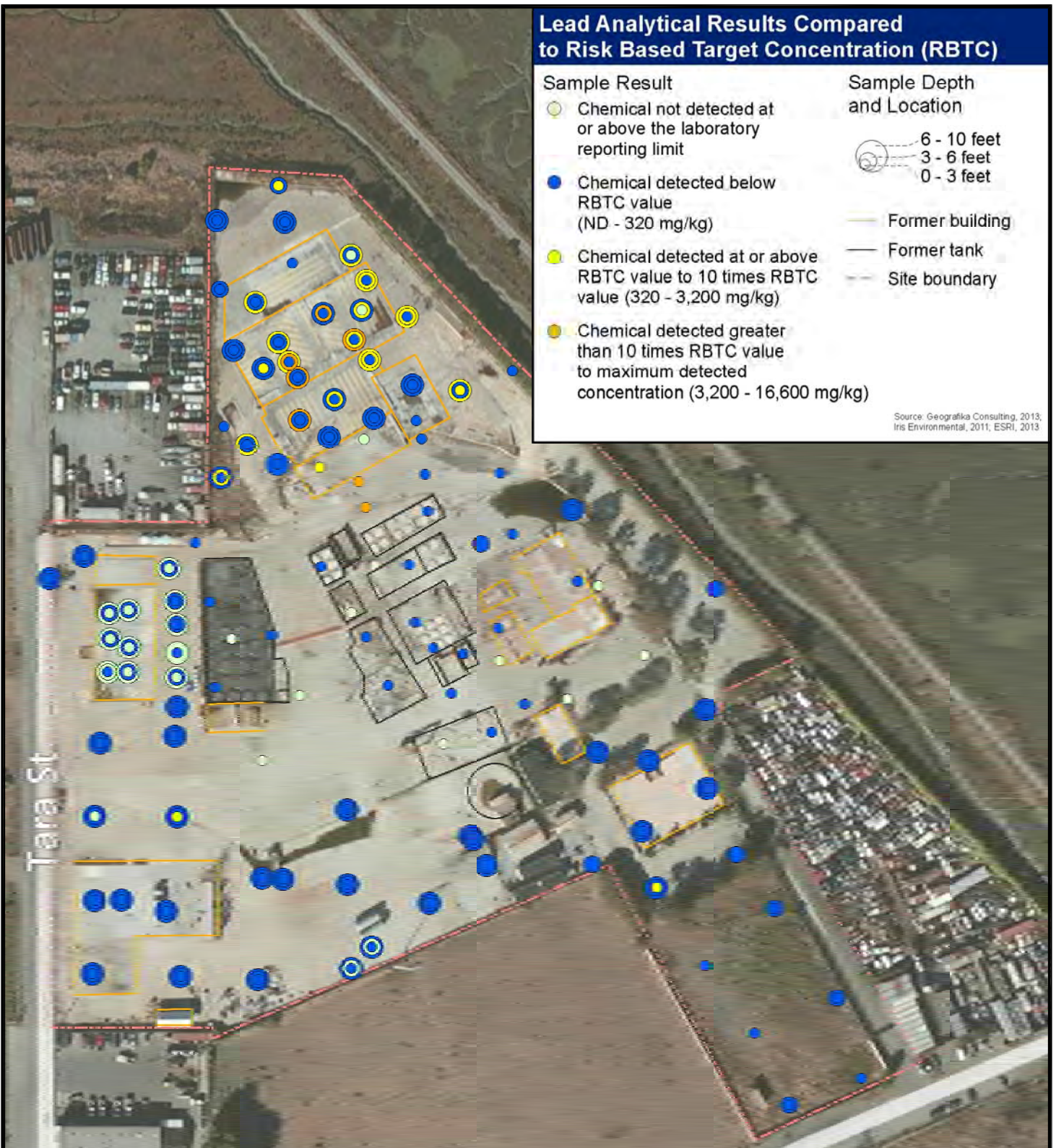
-  Chemical not detected at or above the laboratory reporting limit
-  Chemical detected below RBTC value (ND - 320 mg/kg)
-  Chemical detected at or above RBTC value to 10 times RBTC value (320 - 3,200 mg/kg)
-  Chemical detected greater than 10 times RBTC value to maximum detected concentration (3,200 - 16,600 mg/kg)

### Sample Depth and Location

-  6 - 10 feet
-  3 - 6 feet
-  0 - 3 feet

-  Former building
-  Former tank
-  Site boundary

Source: Geografika Consulting, 2013; Iris Environmental, 2011; ESRI, 2013



Source: Geografika Consulting, 2012; Iris Environmental, 2011; ESRI, 2012

**I IRIS ENVIRONMENTAL**  
 1438 Webster Street, Suite 302  
 Oakland, California 94612  
 Ph. (510) 834-4747 Fax: (510) 834-4199

**Lead in Soil**  
 Former Romco Environmental Technologies Facility  
 2081 Bay Road  
 Palo Alto, California

Figure

**27**

## Mercury Analytical Results Compared to Risk Based Target Concentration (RBTC)

### Sample Result


- Chemical not detected at or above the laboratory reporting limit
- Chemical detected below RBTC value (ND - 0.0043 mg/kg)
- Chemical detected at or above RBTC value to 10 times RBTC value (0.0043 - 0.043 mg/kg)
- Chemical detected greater than 10 times RBTC value to 100 times RBTC value (0.043 - 0.43 mg/kg)
- Chemical detected greater than 100 times RBTC value to maximum detected concentration (0.43 - 91.6 mg/kg)

### Sample Depth and Location

- 6 - 10 feet
- 3 - 6 feet
- 0 - 3 feet

- Former building
- Former tank
- Site boundary

Source: Geografika Consulting, 2012; Iris Environmental, 2011; ESRI, 2013



0 150  
SCALE IN FEET

Source: Geografika Consulting, 2012; Iris Environmental, 2011; ESRI, 2012

**I IRIS ENVIRONMENTAL**  
1438 Webster Street, Suite 302  
Oakland, California 94612  
Ph. (510) 834-4747 Fax: (510) 834-4199

**Mercury in Soil**  
Former Romic Environmental Technologies Facility  
2081 Bay Road  
Palo Alto, California


Figure

**28**

# Aroclor - 1248 Analytical Results Compared to Risk Based Target Concentration (RBTC)

Sample Result	Sample Depth and Location
<ul style="list-style-type: none"> <li>○ Chemical not detected at or above the laboratory reporting limit</li> <li>● Chemical detected below RBTC value (ND - 0.83 mg/kg)</li> <li>● Chemical detected at or above RBTC value to 10 times RBTC value (0.83 - 8.3 mg/kg)</li> <li>● Chemical detected greater than 10 times RBTC value to 100 times RBTC value (8.3 - 83 mg/kg)</li> <li>● Chemical detected greater than 100 times RBTC value to maximum detected concentration (83 - 161 mg/kg)</li> </ul>	<ul style="list-style-type: none"> <li>○ 6 - 10 feet</li> <li>○ 3 - 6 feet</li> <li>○ 0 - 3 feet</li> <li>— Former building</li> <li>— Former tank</li> <li>- - Site boundary</li> </ul>

Source: Geografika Consulting, 2013; Iris Environmental, 2011; ESRI, 2013



Source: Geografika Consulting, 2012; Iris Environmental, 2011; ESRI, 2012

**I IRIS ENVIRONMENTAL**  
 1438 Webster Street, Suite 302  
 Oakland, California 94612  
 Ph. (510) 834-4747 Fax: (510) 834-4199

**Aroclor 1248 in Soil**  
 Former Romic Environmental Technologies Facility  
 2081 Bay Road  
 Palo Alto, California

Figure


**29**

I:\07-555C\07-555C-01\resul\Aroclor\_1248\_12418\_12418

# Aroclor - 1254 Analytical Results Compared to Risk Based Target Concentration (RBTC)

Sample Result	Sample Depth and Location
<ul style="list-style-type: none"> <li>○ Chemical not detected at or above the laboratory reporting limit</li> <li>● Chemical detected below RBTC value (ND - 0.83 mg/kg)</li> <li>● Chemical detected at or above RBTC value to 10 times RBTC value (0.83 - 8.3 mg/kg)</li> <li>● Chemical detected greater than 10 times RBTC value to 100 times RBTC value (8.3 - 83 mg/kg)</li> <li>● Chemical detected greater than 100 times RBTC value to maximum detected concentration (83 - 490 mg/kg)</li> </ul>	<ul style="list-style-type: none"> <li>○ 6 - 10 feet</li> <li>○ 3 - 6 feet</li> <li>○ 0 - 3 feet</li> <li>— Former building</li> <li>— Former tank</li> <li>— Site boundary</li> </ul>

Source: Geografika Consulting, 2013; Iris Environmental, 2011; ESRI, 2013



Source: Geografika Consulting, 2012; Iris Environmental, 2011; ESRI, 2012

**I IRIS ENVIRONMENTAL**  
 1438 Webster Street, Suite 302  
 Oakland, California 94612  
 Ph. (510) 834-4747 Fax: (510) 834-4199

**Aroclor 1254 in Soil**  
 Former Romic Environmental Technologies Facility  
 2081 Bay Road  
 Palo Alto, California

Figure

**30**

I:\07-555C\07-555C-01\resul\Aroclor\_1254\_Iris

# Aroclor-1260 Analytical Results Compared to Risk Based Target Concentration (RBTC)

## Sample Result


- Chemical not detected at or above the laboratory reporting limit
- Chemical detected below RBTC value (ND - 0.83 mg/kg)
- Chemical detected at or above RBTC value to 10 times RBTC value (0.83 - 8.3 mg/kg)
- Chemical detected greater than 10 times RBTC value to maximum detected concentration (8.3 - 16.6 mg/kg)

## Sample Depth and Location

- 6 - 10 feet
- 3 - 6 feet
- 0 - 3 feet

- Former building
- Former tank
- - - Site boundary

Source: Geografika Consulting, 2013; Iris Environmental, 2011; ESRI, 2013



Source: Geografika Consulting, 2012; Iris Environmental, 2011; ESRI, 2012

**I IRIS ENVIRONMENTAL**  
 1438 Webster Street, Suite 302  
 Oakland, California 94612  
 Ph. (510) 834-4747 Fax: (510) 834-4199

**Aroclor 1260 in Soil**  
 Former Romic Environmental Technologies Facility  
 2081 Bay Road  
 Palo Alto, California

Figure

**31**



## **APPENDICES**

## **Appendix A**

### **Drilling Permits**



# 2011 SUBSURFACE DRILLING PERMIT APPLICATION

SAN MATEO COUNTY ENVIRONMENTAL HEALTH SERVICES DIVISION  
2000 ALAMEDA DE LAS PULGAS, SUITE 100, SAN MATEO, CA 94403  
VOICE (650) 372-6200 FAX (650) 627-8244

**FEES:** \$577.00 (env. borings or any wells)  
\$361.00 (geotechnical borings only)

**ALLOW FOUR (4) WORKING DAYS FOR PROCESSING PERMIT, DRILLING DATE & TIME MUST BE SCHEDULED WITH COUNTY STAFF AT LEAST TWO (2) WORKING DAYS (48 HOURS) IN ADVANCE BUT AT LEAST TWO (2) WORKING DAYS AFTER APPLICATION SUBMITTAL**

<b>PURPOSE OF APPLICATION</b>	<input type="checkbox"/> GROUNDWATER MONITORING WELL INSTALLATION /DESTRUCTION	<input checked="" type="checkbox"/> CONSTRUCT SOIL BORINGS
	<input type="checkbox"/> VAPOR WELL INSTALLATION/DESTRUCTION	<input type="checkbox"/> EXTENSION OF PERMIT # _____
NO. OF WELLS _____ NO. OF BORINGS <u>5</u> WELL/BORING NAMES <u>Ee26, Kk23, R25, Kk26, Nn26</u>		

<b>PURPOSE OF DRILLING</b>	<input checked="" type="checkbox"/> ENVIRONMENTAL	<b>REQUIRED BY</b>	<input type="checkbox"/> COUNTY GPP (permit approval is not to be considered work plan approval)
	<input type="checkbox"/> GEOTECHNICAL		<input checked="" type="checkbox"/> RWQCB/DTSC/USEPA (Provide approval letter) <input type="checkbox"/> OTHER (i.e. voluntary)

**SITE/ DRILLING INFORMATION**

SITE NAME Former Romic Environmental Technologies Corporation Facility ASSESSOR'S PARCEL # 063-121-070 (one per permit)

DRILLING LOCATION ADDRESS 2081 Bay Road CITY East Palo Alto

To Be Constructed In:  Public Property  Private Property  Refuse  other \_\_\_\_\_

Schematics for construction only may be submitted in lieu of description below, particularly if wells will be constructed differently

Maximum Proposed Depth Wells/Borings 15 (feet) Drilling Method direct push

Boring Diameter 2" Casing Diameter \_\_\_\_\_ Filter Pack Interval \_\_\_\_\_ Screen Interval \_\_\_\_\_

Development Method \_\_\_\_\_ (additional 48 hour staff notification required)

Destruction Method(6 gallons water max per 94 lb cement, up to 5% bentonite):  Pressure grouting (provide well construction logs)  Overdrilling

**WELL/ BORING OWNER:** (WELL/BORING OWNER NAME OR CONTACT PERSON SHOULD MATCH SIGNATURE)

NAME Romic Environmental Technologies Corporation CONTACT PERSON Wayne Kiso

ADDRESS 2500 Tanglewilde St., Suite 470 CITY, STATE, ZIP Houston, TX 77063

TELEPHONE 909-625-5057 EMAIL waynek@ehs-mgr.com

It is my responsibility to notify the County of any known changes in the purpose of this well/boring from that which is indicated on this application. It is my responsibility to notify the County of any known damage to the well, and to maintain the well in good condition. (Letter signed by well/boring owner/contact person, containing above language and attesting to knowledge of all permit requirements and conditions, may be substituted for signature on permit application.)

Well/Boring Owner's/Contact Person's Signature: \_\_\_\_\_ Date: \_\_\_\_\_

**PROPERTY OWNER:** (NAME AS APPEARS ON ASSESSOR'S ROLES SHOULD MATCH SIGNATURE)

NAME Romic Environmental Technologies Corporation CONTACT PERSON Wayne Kiso

ADDRESS 2500 Tanglewilde St., Suite 470 CITY, STATE, ZIP Houston, TX 77063

TELEPHONE 909-625-5057 EMAIL waynek@ehs-mgr.com

I understand that a well/boring is being installed on my property. I agree to notify the County and Well Owner of any known damage to the well. (Letter signed by property owner, containing above language, or encroachment permit may be substituted for signature on permit application.)

Property Owner's Signature: \_\_\_\_\_ Date: \_\_\_\_\_

**DRILLING COMPANY:**

DRILLING COMPANY PeneCore Drilling CONTACT PERSON Tuan Nguyen

ADDRESS 1238 Alice Street, Suite A C57 DRILLERS LICENSE # 906899

CITY, STATE, ZIP Woodland, CA 95776 TELEPHONE/EMAIL 510-661-3600

I certify that the well/boring will be constructed in compliance with the conditions of this permit (see reverse), the San Mateo County Well Ordinance, and the State Water Well Standards, and that the license listed above is considered current and active by the Contractors State License Board.

Driller's Signature: \_\_\_\_\_ Date: \_\_\_\_\_

**CONSULTANT COMPANY:**

CONSULTANT COMPANY Iris Environmental PROJECT MANAGER Christopher S. Alger

ADDRESS 1438 Webster Street Suite 302 TELEPHONE 510-834-4747

CITY, STATE, ZIP Oakland, CA 94612 EMAIL calger@irisenv.com

I certify that this application is correct to the best of my knowledge. I certify the well/boring will be constructed/destroyed in compliance with the conditions of this permit (see reverse), the San Mateo County Well Ordinance, and the State Water Well Standards. I understand that I am responsible for General Conditions "D and E" of this permit. I certify if I indicated the purpose of drilling is geotechnical, then no one will use the boring to collect any samples for environmental analyses. (Responsible Professional must be a California Professional Geologist or Civil Engineer.)

Responsible Professional's Name (Please print legibly) Christopher S. Alger

Responsible Professional's Signature \_\_\_\_\_ Date: \_\_\_\_\_

California Professional Geologist (PG) No. \_\_\_\_\_ or Civil Engineer (PE) No. \_\_\_\_\_

Please see additional pages of application for requirements, general permit conditions, instructions, and fees.

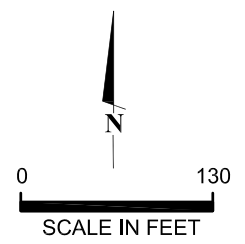


**EXPLANATION**

	Romic facility boundary
	Fence enclosure
	Permitted unit
	Proposed soil sample location
	Proposed soil sample location with one depth analyzed for full suite (refer to tables for depth)
	Proposed soil and A-zone grab groundwater sample location

- Solid Waste Management Units:**
- ① Drum crushing area
  - ② Surge tank separator
  - ③ Septic tank
  - ④ Runoff sump separator
  - ⑤ West storage lot
  - ⑥ Truck parking area

- Other Areas of Concern:**
- ⑦ Area of elevated VOCs in process water treatment
  - ⑧ Former drum storage area
  - ⑨ Former drum storage area
  - ⑩ Offsite auto wrecking yard
  - ⑪ Elevated concentrations of VOCs in groundwater



Source: Basemap supplied by ARCADIS

**IRIS ENVIRONMENTAL**  
 1438 Webster Street, Suite 302  
 Oakland, California 94612  
 Ph. (510) 834-4747 Fax: (510) 834-4199

**Proposed Soil Sample Locations**  
 2081 Bay Road  
 Palo Alto, California

Figure  
**2**

## **5.0 Sampling Procedures**

General field operations, practices, specific sample collection, and inventory procedures must be carefully planned and implemented to ensure that the data collected in an environmental study are of the highest quality. This section of the CSAP describes pre-field activities and sampling procedures that will be followed for all media so this goal may be achieved. Additionally, QA/QC procedures (Appendix A), field documentation forms (Appendix C), and standard operating procedures (SOPs) (Appendix D) will be used to help meet all DQOs for the investigation.

### **5.1 Field Preparation**

#### **5.1.1 Health and Safety**

Prior to initiating field activities, a Site-specific Health and Safety Plan (HASP) will be prepared in accordance with the Occupational Safety and Health Administration "Hazardous Waste Operations and Emergency Response" guidelines (29 Code of Federal Regulations 1910.120) to address potential hazards. The work outlined in this CSAP is a phased approach which will require various field activities performed by numerous workers. Prior to the initiation of field work the HASP will be reviewed and signed by all field personnel.

#### **5.1.2 Subsurface Utility Clearance**

Underground Service Alert (USA) will be contacted at least 48 hours prior to any subsurface work. Additionally, an underground utility locator will be subcontracted prior to the initiation of field activities, to identify possible subsurface obstructions and utilities adjacent to proposed drilling or excavation locations.

Soil boring locations situated in areas covered in concrete will be cored by a concrete coring service or concrete breaker prior to drilling activities. Because subsurface investigation will be conducted after the facility has been decommissioned, there should be no live feeds to the Site, and therefore no safety considerations warranting hand-auger drilling methods.

#### **5.1.3 Permitting**

Prior to advancing soil borings, required permits will be obtained from the San Mateo County Environmental Health Department.

### **5.2 Sample Collection Methods**

The following section provides a description of the sample collection methods that will be used during implementation of the Site CSAP. Field documentation forms that will be used during the investigation are presented in Appendix C. Appendix D presents the SOPs for the following

field investigation methods:

- Soil drilling and sample collection;
- Groundwater sampling using hydropunch;
- Soil vapor sampling; and
- CPT.

### **5.2.1 Direct Push Drilling**

Direct push drilling methods, such as Geoprobe®, will be used to collect subsurface lithology samples and soil samples for laboratory analysis. Shallow grab groundwater samples will also be collected during direct push drilling activities. Direct push-drilling methods use hydraulic pressure and the weight of the drill rig to advance drill rods into the subsurface. This drilling method is invasive but can be performed quickly while generating relatively little waste.

Rods containing clear acetate liners approximately 2 inches in diameter and 4 feet long will be driven to the desired depth. The rods will be retracted, and the acetate liners will be removed for lithologic logging. Soil will be logged using the unified soil classification system (USCS). Soil samples will be collected using an EnCore™ sampler from the desired sampling depth (three EnCores™ per sample). After soil samples have been collected the soil borings will be sealed to grade (freefall) using neat cement grout. All soil borings will be completed under the supervision of a California Professional Geologist.

Grab groundwater samples will be collected by placing a temporary poly vinyl chloride (PVC) well casing and screen into the borehole once the target depth has been reached. The water column will be allowed to stabilize for at least 30 minutes prior to sample collection. Grab groundwater samples will be collected using a pre-cleaned bailer. Once the grab groundwater sample has been collected, the PVC will be removed and the borehole will be abandoned in the same manner as the soil borings.

Additional soil samples may be collected at the discretion of the field geologist, based on Site conditions and signs of contamination and/or PID measurements. If free-phase product is encountered during the Geoprobe® investigation, temporary PVC well casing will be put in the borehole to allow free product to accumulate, and a well cap will be used to prevent off-gassing of VOCs. A temporary well screen will be placed above and below the water table once the water table has equilibrated, and the well will be sampled for the full suite of sample analyses: VOCs, metals, SVOCs, pesticides, PCBs, and TPH (gas, diesel, and motor oil).

All soil and groundwater grab sample containers will be labeled and stored in an ice-filled cooler chilled to 4 degrees Celsius (°C). The samples will be shipped or couriered under proper chain-of-custody protocol to a California State-certified laboratory for analysis.



**UNITED STATES ENVIRONMENTAL PROTECTION AGENCY  
REGION IX  
75 Hawthorne Street  
San Francisco, CA 94105**

In Reply WST-5  
Refer To: Romic Environmental  
Technologies Corporation  
EPA ID: CAD009452657

June 15, 2011

Mr. Christopher S. Alger, PG, CEG, CHG  
Principal Engineering Geologist  
IRIS Environmental  
1438 Webster Street, Suite 302  
Oakland, California 94812

Re: U.S. EPA Conditional Approval of Final Draft, Comprehensive Site-Wide  
Sampling and Analysis Plan and Approval of CSAP Schedule for Former Romic  
Facility, East Palo Alto, CA

Dear Mr. Alger,

The U.S. Environmental Protection Agency ("U.S. EPA") is conditionally approving the "Final Draft, Comprehensive Site-Wide Sampling and Analysis Plan, Former Romic Environmental Technologies Corporation Facility, 2081 Bay Road, East Palo Alto, California", dated March 30, 2011 ("CSAP"). U.S. EPA is also approving the CSAP implementation schedule dated June 9, 2011.

The U.S. EPA, California Environmental Protection Agency, Department of Toxic Substances Control ("DTSC"), and the California Regional Water Quality Control Board, San Francisco Bay Region ("RWQCB") (collectively referred to as the Joint Agencies) have evaluated the CSAP and found that it meets nearly all of our technical requirements. The remaining issues are minor and are addressed as conditions for the approval.

The approval for the CSAP is conditioned on Bay Enterprises ("BE") taking the following actions:

1. **Monthly Progress Reports.** Submit monthly progress reports to the Joint Agencies that identify the work completed during the month, describe significant findings and include any validated analytical data packages received from the laboratory. The progress reports shall also identify any obstacles which may prevent BE from implementing the CSAP in accordance with the June 9, 2011 schedule and what actions are or can be taken to overcome these obstacles. The progress reports can be submitted by email and shall be sent on or before the 15<sup>th</sup> day of the following month.

2. **Data Distribution Analysis.** Determine the appropriate statistical distribution for use in calculating the 95% Upper Confidence Limit ("UCL") for comparing data collected during the investigation to the Risk Based Target Concentrations (RBTCs). Section 2 of the report "Development of Risk-Based Target Concentrations" dated March 29, 2011 (see Appendix B of CSAP), indicates that the "arithmetic average" will be used for determining the UCL. The arithmetic average assumes a normal distribution for the data which may not be the case. The data must first be analyzed to determine how it is distributed (e.g., normal, log normal, etc.) before calculating the UCL.
3. **Reporting Limits.** Ensure that all of the laboratory reporting limits for analysis are below the media cleanup objectives contained in U.S. EPA's Final Remedy Decision (July 2008) and the site specific risk-based target concentrations ("RBTCs"). The discussion in Section 3.0, Project Data Quality Objectives, of the CSAP states that "All laboratory reporting limits for analysis will be below the media cleanup objectives contained in the Final Remedy Decision for the Former Romic Environmental Technologies Corporation Facility (US EPA 2008) and the Site-specific risk based target concentrations (RBTCs) provided in Appendix B." The laboratory reporting limits contained in Tables A1 through A3 of Appendix A of the CSAP are not fully consistent with this statement since they contain instances where the media cleanup objective and/or RBTC are below the laboratory reporting limit. For example, for methylene chloride in groundwater, the media cleanup objective is 0.005 mg/L and the reporting limit 0.02 mg/L.
4. **Most Current Analytical Test Methods.** Use the most current analytical test methods for the investigation. For example, the methods table on page 17-18 of the CSAP lists "8270" for SVOCs. The current version of U.S. EPA Method 8270 is 8270 D (Feb 2007).
5. **Soil Gas Sampling Method.** Use the installation and sampling methods for soil vapor discussed in Section 5.2.4.1 of the CSAP in lieu of the Standard Operating Procedures ("SOPs") in Appendix D since there some inconsistencies between the two sections. The SOPs for sampling soil vapor contained in Appendix D are also not consistent with the most recent DTSC Draft Advisory titled "Active Soil Gas Investigation, March 2010.

Please submit an addendum to the CSAP that documents how the conditions for approval have been addressed. The addendum shall be submitted to U.S. EPA within 30 calendar days of your receipt of this letter.

Additionally, the following operational information should be provided to U.S. EPA before the field work begins:


1. The name and certification type of the mobile laboratory that will be used for the soil gas analysis.
2. At least 14 calendar days advance written notice of the commencement of field work.



The CSAP implementation schedule sets out the timing for the key investigation tasks (e.g., soil sampling, data review and reporting). The implementation schedule begins on the date when the CSAP is approved by U.S. EPA (date of this letter) and sets forth the months when the different tasks will be undertaken and completed. Per the conditional approval of the CSAP provided in this letter, BE should immediately begin implementation of the CSAP in accordance with the June 9, 2011 schedule.

Corrective action at the former Romic facility is required pursuant to the Administrative Order on Consent U.S. EPA Docket No. RCRA-09-88-0015. The approved CSAP, future addendum, and June 9, 2011 implementation schedule are incorporated by reference into the Administrative Order on Consent. If you have any questions, please contact Ron Leach at (415) 972-3362. Thank you for your continued cooperation.

Sincerely,

A handwritten signature in black ink, appearing to read 'S. Armann', with a long horizontal flourish extending to the right.

Steve Armann, Manager  
RCRA Corrective Action Office

cc: Denise Tsuji, DTSC Berkeley  
Mark Johnson, RWQCB

## **Appendix B**

### **Soil Boring and Soil Vapor Logs**

# IRIS ENVIRONMENTAL FIELD BORING LOG

Project: <b>Romic</b>		Contract No: <b>07-555C</b>		Boring No: <b>A21</b>		Total Depth: <b>15.0'</b>	
Project Mgr: <b>C. Alar</b>		Logged By: <b>A. Behrens</b>		Start Time: <b>1140</b>		Date: <b>7/22/11</b>	
Drilling Contractor: <b>Bone Core</b>		Sampling Methods: <b>Dual Tube</b>		Completed Time: <b>1155</b>		Date: ↓	
Drill Rig Type: <b>Cleonobe</b>		Driller's Name: <b>Y. Ortega</b>		Backfilled Time:		Date: ↓	

Sampler Depth	Sampler Type	In. Driven	In. Recovered	PID / FID	Time	Sample No.	Sample ID	Depth in Feet	USCS Name	
								0	C	6" core concrete
				22.5			A21-2.0	1	GM	fill, loose, dry, with angular gravel, sand, fines
				1.1	1205			2		⊙ 2.0' wet, black, glossy substance
					1210		A21-3.2	3		2.5'-6.5' mix fill, damp, finer grained chert cobbles @ 5' and 6.5'
				0.3				4		Cementation nodules / precipitation
		✓	✓					5	ML	
								6		@ 5.0' small blue streaks staining, wood debris at 5' and 6'
				0.2	1215		A21-6.5	7	ML	contact to native Bay mud very soft, wet, organic, black grades to gley by 12 feet (Gley 1 10GY 3/1)
								8		low clay content
								9		
		✓	✓					10		consistent texture in bay mud to Total depth → 15'
								11		
								12		
								13		
								14		
								15		

PID - Oppm BH  
Oppm BZ

TD - 15.0'  
GW Encountered at 4.8'

# IRIS ENVIRONMENTAL FIELD BORING LOG

Project: <b>Romic</b>	Contract No: <b>07-555C</b>	Boring No: <b>Aa 12</b>	Total Depth: <b>8.0'</b>
Project Mgr: <b>C. Alger</b>	Logged By: <b>A. Behrens</b>	Start Time: <b>1430</b>	Date: <b>7/11/11</b>
Drilling Contractor: <b>Pene core</b>	Sampling Methods: <b>Dual tube</b>	Completed Time: <b>1440</b>	Date: <b>↓</b>
Drill Rig Type: <b>Geoprobe</b>	Driller's Name: <b>Y. Ortega</b>	Backfilled Time: <b>1600</b>	Date: <b>↓</b>

Sampler Depth	Sampler Type	In. Driven	In. Recovered	PID / FID	Time	Sample No.	Sample ID	Depth in Feet	USCS Name	Description
								0	Ⓢ	7" concrete
								1	GP	5" fill gravel
					1450		Aa12-1.0	2	SM/GM	fill and soil very varied color and texture dry, hard sands, silts, gravels dark brown fines
				0.0	1455		Aa12-3.5	4		
								5		4.5'-5' serpentine and quartz to 1" Abrupt transition to black 10YR 2/1 silty sand hard becoming softer w/ depth
				0.1				6	SM	damp by 6'
					1500		Aa12-6.5	7		lightens to 5Y 4/2 olive gray sand w/silt
								8	SP	
								9		TD: 8.0
								10		saturated @ 8.0' - medium-grained sand
								11		
								12		
								13		
								14		
								15		

# IRIS ENVIRONMENTAL FIELD BORING LOG

Project: <i>Romic</i>	Contract No: <i>07-555C</i>	Boring No: <i>Aa17</i>	Total Depth: <i>8.0'</i>
Project Mgr: <i>C. Alger</i>	Logged By: <i>A. Behrens</i>	Start Time: <i>1540</i>	Date: <i>7/11/11</i>
Drilling Contractor: <i>Penecore</i>	Sampling Methods: <i>Dual Tube</i>	Completed Time: <i>1550</i>	Date: <i>7/11/11</i>
Drill Rig Type: <i>Geoprobe</i>	Driller's Name: <i>V. Ortega</i>	Backfilled Time: <i>1600</i>	Date: <i>7/11/11</i>

Sampler Depth	Sampler Type	In. Driven	In. Recovered	PID / FID	Time	Sample No.	Sample ID	Depth in Feet	USCS Name	Description
								0	C	8" concrete
								1		
				0.0				2	GM	SILTY GRAVEL (GM) (Fill): brown to black; dry; loose; gravel to 2" diam; serpentine clasts.
								3		
								4		Some evidence of reducing conditions @ 4.0'
		▽	▽		1610		Aa17-4.0	5		SILTY SAND (SM): black (10YR 2/1); stiff; fine sand.
								6	SM	
					1620		Aa17-6.5	7		Increasing sand fraction; soft; low plasticity.
		▽	▽					8	SP	SAND (SP): dark yellowish brown (10YR 3/6); wet; coarse sand. TDC @ 8.0'; groundwater encountered @ 8.0'.
								9		
								10		
								11		
								12		
								13		
								14		
								15		

# IRIS ENVIRONMENTAL FIELD BORING LOG

Project: <b>Romic</b>	Contract No: <b>07-555C</b>	Boring No: <b>Aa 25</b>	Total Depth: <b>8.0</b>
Project Mgr: <b>C Alger</b>	Logged By: <b>A Behrens</b>	Start Time: <b>1300</b>	Date: <b>7/15/11</b>
Drilling Contractor: <b>Penecole</b>	Sampling Methods: <b>Dual tube</b>	Completed Time: <b>1310</b>	Date: <b>↓</b>
Drill Rig Type: <b>Geoprobe</b>	Driller's Name: <b>Y. Ortega</b>	Backfilled Time: <b>1330</b>	Date: <b>↓</b>

Sampler Depth	Sampler Type	In. Driven	In. Recovered	PID / FID	Time	Sample No.	Sample ID	Depth in Feet	USCS Name	Description
								0	Ⓢ	6" concrete core, 0" fill
					1310		Aa25-0.5	1	SP	sand gravel mix w/ fines, fine gravel, fine to med. sand brown, more oxide @ top 6", dry, semi-dense, no odor
			0.0					2		@ 2' grades to SM/ML no gravel, hard to v. stiff, dry, no odor, blk w/ mottling oxidation and reduction, some organic matter 2-2.5' med. stiff by 4.5'-5.0' very fine sand fraction increasing softness and moisture w/ depth
								3	SM	
				0.1	1315		Aa25-3.0	4	ML	
			0.0					5		
								6		
					1320		Aa25-6.0	7		
								8	SM	Color Δ to brown 10YR 4/3 w/ oxid/reduc mottling soft ML/SM, more sand fraction than black material above, damp to moist, no odor
			0.0					9		
								10		
								11		
								12		
								13		
								14		
								15		

TD: 8.0', NO GW

# IRIS ENVIRONMENTAL FIELD BORING LOG

Project: <u>Romic</u>		Contract No: <u>07-555C</u>		Boring No: <u>B20</u>		Total Depth: <u>12.0'</u>	
Project Mgr: <u>C. Alar</u>		Logged By: <u>A. Behrens</u>		Start Time: <u>0850</u>		Date: <u>8/31/11</u>	
Drilling Contractor: <u>Penefore</u>		Sampling Methods: <u>Dual Tube</u>		Completed Time: <u>0900</u>		Date: ↓	
Drill Rig Type: <u>Geoprobe</u>		Driller's Name: <u>Y. Ortega</u>		Backfilled Time: <u>0930</u>		Date: ↓	

Sampler Depth	Sampler Type	In. Driven	In. Recovered	PID / FID	Time	Sample No.	Sample ID	Depth in Feet	USCS Name	
		60	42					0	C	5.5" concrete
							B20-0.5	1		Gravelly sand with silt, black, 2.5Y 2.5/1, dry to damp, loose to medium dense, angular gravel to 1" diameter (30,50,20)
				145				2	SP	
				160				3	ML	increasing fines with depth to (20,40,40) Black ML with sand, 10YR 2/1, damp to moist, stiff, trace very fine gravel, wood fragments, (trace, 30, 70)
				180			B20-3.0	4	NR	
								5		no recovery 3.5-5'
		60	34					6		as above with mixed lenses of medium sand and well graded gravel
				85			B20-6.0	7		
				185				8		@ 7.5' saturated
								9	NR	7.75-10' no recovery
								10		no recovery, wet Bay Mud
								11	NR	
								12		
								13		Total Depth 12' Groundwater encountered at 7.5'
								14		
								15		

# IRIS ENVIRONMENTAL FIELD BORING LOG

Project: <u>Romic</u>		Contract No: <u>07-555C</u>		Boring No: <u>B23</u>		Total Depth: <u>6.0'</u>	
Project Mgr: <u>C. Alar</u>		Logged By: <u>A. Bohrens</u>		Start Time: <u>0950</u>		Date: <u>8/31/11</u>	
Drilling Contractor: <u>Penelore</u>		Sampling Methods: <u>Dual Tube</u>		Completed Time: <u>1000</u>		Date: <u>↓</u>	
Drill Rig Type: <u>Cropimbe</u>		Driller's Name: <u>Y. Ortega</u>		Backfilled Time: <u>1020</u>		Date: <u>↓</u>	

Sampler Depth	Sampler Type	In. Driven	In. Recovered	PID / FID	Time	Sample No.	Sample ID	Depth in Feet	USCS Name	Notes
		60	60					0	C	6" concrete
								1	GP	6" gravel fill
				10		B23-1.0		2	SP	Black, 10YR 7/1, gravel to 1" diameter, damp, medium dense, slight odor (30,4030)
				60				3		
								4		@ 3.5' increased fines, stiff, damp, slightly plastic
								5		@ 4.5' : brown liquid present
		12	12			B23-4.5		5		perched water
								6		Saturated sand and gravel mix, some silt
								6		@ 5.25'-6'
								7		
								8		Refusal @ 6' - concrete
								8		Total Depth 6'
								8		saturation at 5.25'
								9		
								10		
								11		
								12		
								13		
								14		
								15		





# IRIS ENVIRONMENTAL FIELD BORING LOG

Project: <b>Romic</b>	Contract No: <b>07-555C</b>	Boring No: <b>Bb5</b>	Total Depth: <b>8.0</b>
Project Mgr: <b>C. Alger</b>	Logged By: <b>A. Behrens</b>	Start Time: <b>1020</b>	Date: <b>7/11/11</b>
Drilling Contractor: <b>Penecore</b>	Sampling Methods: <b>Dual Tube</b>	Completed Time: <b>1030</b>	Date: <b>↓</b>
Drill Rig Type: <b>Geoprobe</b>	Driller's Name: <b>Y. Ortega</b>	Backfilled Time: <b>1600</b>	Date: <b>↓</b>

Sampler Depth	Sampler Type	In. Driven	In. Recovered	PID / FID	Time	Sample No.	Sample ID	Depth in Feet	USCS Name	Description
								0	⊙	7" concrete core
								1	GP	5" pea gravel fill, loose, dry
				0.0	1100		Bb5-1.0	2	SM	(10 YR 3/3) brown SILTY SAND w/ gravel, dry, loose glass fragments, (1'-2') sand w/ silt: dry, dense (~2'-3.5')
								3		Color Δ to very dark gray
								4	SM/ML	(10 YR 3/1) at 3.5' Silty sand to sandy silt; med soft to stiff; dry. Some gravel to 0.5" dia.
		▽	▽					5		5': Abrupt color Δ to dark yellowish brown (10 YR 3/4)
				0.5				6	SM	
								7		SILTY fine to med-grained SAND. Softer/looser than material above; becomes damp @ 7.8'
		▽	▽		1.1			8		
								9		TD - 8.0' NO GW
								10		
								11		
								12		
								13		
								14		
								15		

# IRIS ENVIRONMENTAL FIELD BORING LOG

Project: <b>Romic</b>	Contract No: <b>07-555c</b>	Boring No: <b>Bb 8</b>	Total Depth: <b>8.0'</b>
Project Mgr: <b>C. Alger</b>	Logged By: <b>A. Behrens</b>	Start Time: <b>1300</b>	Date: <b>7/11/11</b>
Drilling Contractor: <b>Pene core</b>	Sampling Methods: <b>Dual Tube</b>	Completed Time: <b>1310</b>	Date: ↓
Drill Rig Type: <b>Geoprobe</b>	Driller's Name: <b>Y. Ortega</b>	Backfilled Time: <b>1600</b>	Date: ↓

Sampler Depth	Sampler Type	In. Driven	In. Recovered	PID / FID	Time	Sample No.	Sample ID	Depth in Feet	USCS Name	Description
								0	ⓐ	8" concrete
								1		Brown gravel fill w/ organic matter
								2	SM/GM	Serpentine clast gravel to 2" dia. silt sand green in 8" layer gravel
					0.1 1330		Bb 8-2.7	3		@ 2.7' end fill to black silty clay hard silt w/ fine to med. sand dry
								4	ML	
		▽	▽					5		grad color Δ @ 5' 10 YR 2/1 to 10YR 3/2
					1345		Bb 8-5.0	6		increasing softness and sand to TD
								7		
		▽	▽		0.0 1345		Bb 8-7.5	8		moist @ 7.5' - 8.0'
								9		TD - 8.0'
								10		
								11		
								12		
								13		
								14		
								15		

# IRIS ENVIRONMENTAL FIELD BORING LOG

Project: <b>Romic</b>	Contract No: <b>07-555C</b>	Boring No: <b>Bb 11</b>	Total Depth: <b>8.0'</b>
Project Mgr: <b>C. Alger</b>	Logged By: <b>A. Behrens</b>	Start Time: <b>1400</b>	Date: <b>7/11/11</b>
Drilling Contractor: <b>Penecole</b>	Sampling Methods: <b>Dual Tube</b>	Completed Time: <b>1410</b>	Date: <b>↓</b>
Drill Rig Type: <b>Geoprobe</b>	Driller's Name: <b>Y. Ortega</b>	Backfilled Time: <b>1600</b>	Date: <b>↓</b>

Sampler Depth	Sampler Type	In. Driven	In. Recovered	PID / FID	Time	Sample No.	Sample ID	Depth in Feet	USCS Name	Description
								0	Ⓢ	8" concrete
								1	GP	10" fill to 1.5' loose sm gravel
					1410		Bb 11-1.5	2	SM	soil and fill loose 10 YR 2/1 Black slight black staining slightly reduced 2.5 Y: 4/3
				0.0				3		
					1430		Bb 11-4.0	4		
		▽	▽					5		reduced conditions 4-5' dark greenish gray mottled black green; serpentine clasts
								6	ML/SM	
				0.0				7		Black sand w/ silt vf. to f. sand v. firm softens with depth
		▽	▽		1430		Bb 11-7.0	8		
								9		
								10		
								11		
								12		
								13		
								14		
								15		

# IRIS ENVIRONMENTAL FIELD BORING LOG

Project: <b>Romic</b>	Contract No: <b>07-555C</b>	Boring No: <b>B619</b>	Total Depth: <b>8.0'</b>
Project Mgr: <b>C Alger</b>	Logged By: <b>A Behrens</b>	Start Time: <b>0945</b>	Date: <b>7/18/11</b>
Drilling Contractor: <b>Penecore</b>	Sampling Methods: <b>dual tube</b>	Completed Time: <b>0955</b>	Date: <b>↓</b>
Drill Rig Type: <b>Geoprobe</b>	Driller's Name: <b>Y. Ortega</b>	Backfilled Time: <b>1030</b>	Date: <b>↓</b>

Sampler Depth	Sampler Type	In. Driven	In. Recovered	PID / FID	Time	Sample No.	Sample ID	Depth in Feet	USCS Name	Description
								0		1" asphalt
								1	GM	3'2" fill - sands w/ coarse gravel, areas loose, nonnative, too coarse for terracores
								2		
								3		
					10:55		B619-3.3	4	ML	Sharp contact blk ML stiff to soft (increased softness w/ depth), some solvent odor v.f. to fine sands
				1.8				5		
				0.5				6		increasing sand and coarseness w/ depth
					10:20		B619-5.8	7		very even color and texture 3'-8'
								8	SW	lightens to 2.5 & 4/3, well-graded sand, loose saturated
								9		TD: 8.0', saturated @ 7.9'
								10		(no deepest sample)
								11		
								12		
								13		
								14		
								15		

# IRIS ENVIRONMENTAL FIELD BORING LOG

Project: <b>Romic</b>	Contract No: <b>07-555C</b>	Boring No: <b>Bb23</b>	Total Depth: <b>8.0'</b>
Project Mgr: <b>C Alger</b>	Logged By: <b>A Behrens</b>	Start Time: <b>1315</b>	Date: <b>7/15/11</b>
Drilling Contractor: <b>Penecore</b>	Sampling Methods: <b>Dual tube</b>	Completed Time: <b>1325</b>	Date: <b>↓</b>
Drill Rig Type: <b>Geoprobe</b>	Driller's Name: <b>Y. Ortega</b>	Backfilled Time: <b>1330</b>	Date: <b>↓</b>

Sampler Depth	Sampler Type	In. Driven	In. Recovered	PID / FID	Time	Sample No.	Sample ID	Depth in Feet	USCS Name	Description
					1335		Bb23-0.7	0	Ⓢ	7" concrete core + 1" gravel FILL
				0.1				1	GP	to 1.5' mixed sand/gravel mix w/ fines grades to 5Y 3/1 dark gray ML oxidized rootlets, dry, stiff, no odor
								2	ML	
					1340		Bb23-3.2	3		sharp contact @ 3.0' to blk ML
				0.1				4	ML	4.5' gradual color change to 2.5Y 3/3 ML slightly softer, more plastic
								5		soft ML brown w/ oxid. mottling esp. right above GW (7.6-7.9')
				0.0	1345		Bb23-6.0	6		moist
								7		
				0.0				8	▼	7.9' - SP/SM med-fine sand, loose saturated @ 7.95' (last inch wet), no odor
								9		
								10		
								11		
								12		
								13		
								14		
								15		

TD: 8.0', GW @ 7.95'

# IRIS ENVIRONMENTAL FIELD BORING LOG

Project: <u>Romic</u>	Contract No: <u>07-555-C</u>	Boring No: <u>Bb26</u>	Total Depth: <u>8'</u>
Project Mgr: <u>C. Alaer</u>	Logged By: <u>A. Behrens</u>	Start Time: <u>1110</u>	Date: <u>7/18/11</u>
Drilling Contractor: <u>Purecore</u>	Sampling Methods: <u>Dual Tube</u>	Completed Time: <u>1120</u>	Date: <u>7/18/11</u>
Drill Rig Type: <u>Geoprobe</u>	Driller's Name: <u>Y. Ortega</u>	Backfilled Time: <u>1140</u>	Date: <u>7/18/11</u>

Sampler Depth	Sampler Type	In. Driven	In. Recovered	PID / FID	Time	Sample No.	Sample ID	Depth in Feet	USCS Name	Description
								0	Ⓢ	8" concrete.
								1	GW	4" SAND/GRAVEL (GW) : fill.
					1120		Bb26-1.0	2	ML / GM	SANDY SILT to SILTY GRAVEL (ML / GM) : dry; medium dense; fine gravel; no odor.
				0.0				3		SANDY SILT (ML) : dark brown; dry; stiff; very fine sand.
					1125		Bb26-3.5	4		Gradual color change to black; damp; medium stiff; slightly plastic; no odor.
		▽	▽	0.0	1136		Bb26-6.5	6	ML	Medium stiff to soft.
								7		Gradual color change to olive brown (2.5 Y 4/3) with red color mottling; moist; stiff; 30% very fine to fine sand; no odor.
		▽	▽	0.0				8		TD @ 8.0'; no groundwater encountered.
								9		
								10		
								11		
								12		
								13		
								14		
								15		

# IRIS ENVIRONMENTAL FIELD BORING LOG

Project: <b>Romic</b>		Contract No: <b>07-555C</b>		Boring No: <b>C 21</b>		Total Depth: <b>15'</b>	
Project Mgr: <b>C. Alaer</b>		Logged By: <b>A. Behrens</b>		Start Time: <b>1340</b>		Date: <b>7/22/11</b>	
Drilling Contractor: <b>Pene Core</b>		Sampling Methods: <b>Dual Tube</b>		Completed Time: <b>1350</b>		Date: ↓	
Drill Rig Type: <b>Geoprobe</b>		Driller's Name: <b>Y. Ortega</b>		Backfilled Time:		Date: ↓	

Sampler Depth	Sampler Type	In. Driven	In. Recovered	PID / FID	Time	Sample No.	Sample ID	Depth in feet	USCS Name	
		12	12					0	C	6" concrete core
								1	SP	3" loose sand and fine gravel - greenish blue stained, dry
				23.1	1400		C 21-1.5	2	ML / SM	Fill, ML/SM, black, dry, hard fibrous material at 1.8'
								3	F	large serpentinite cobbles occasionally
					1405		C 21-3.0	4	ML	2.6'-2.9', silt, dry, crumbly texture, blue sharp contact Black ML fill
			6					5		1/2" diameter oxidized colored cementation @ 3.5', abundant wood debris blocky/massive
		12	12	3.3				6		5'-7' black silt / fill matrix, wet. @ 6' 2-in thick metal shaving
								7	ML	shards glass, shiny black wet material sample just above Bay Mud contact
				1.7			C 21-7.0	8	ML	Bay Mud contact @ 7.3' black to gley, very soft saturated
								9		more gley with depth after 13.0'
								10		many small nodules in bay mud
								11		
								12		
								13		
								14		
								15		

TD - 15'0  
GW Encountered at 7.3'



# IRIS ENVIRONMENTAL FIELD BORING LOG

Project: <u>Romic</u>	Contract No: <u>07-555C</u>	Boring No: <u>C22</u>	Total Depth: <u>12.0'</u>
Project Mgr: <u>C. Alar</u>	Logged By: <u>A. Bohrens</u>	Start Time: <u>1030</u>	Date: <u>8/31/11</u>
Drilling Contractor: <u>Penecore</u>	Sampling Methods: <u>Dual Tube</u>	Completed Time: <u>1040</u>	Date: ↓
Drill Rig Type: <u>Cropch</u>	Driller's Name: <u>Y. Ortega</u>	Backfilled Time: <u>1100</u>	Date: ↓

Sampler Depth	Sampler Type	In. Driven	In. Recovered	PID / FID	Time	Sample No.	Sample ID	Depth in Feet	USCS Name	Notes
		60	42					0	C	7" concrete
							C22-0.6	1	ML/GM	ML to GM, very dark grayish brown 10YR 3/2, dry to damp, stiff to hard, angular, Serpentine and bricks, some asphalt debris and wood debris, slight odor
				140				2		
				25				3		
				110			C22-3.0	4		
			0					4	NR	no recovery
			0					5		
		60	60	120				6		ML, trace fine sand, damp, 5 GY 4/1, soft, slightly plastic, slight odor @5.1' - color to black, increase sand, trace gravel, stiff
							C22-6.0	7		
								8		@6.5' Bay Mud, saturated, abundant wood debris
								9		@7.0' loose coarse gravel with black gelatinous material
								10		@7.5' ML with gravel, black, moist
								11		@9.5' wet
		24	0					12		@9.8' concrete aggregate
			0					13		no recovery, saturated Bay Mud
								14		
								15		

Total Depth 12.0'  
saturation at 6.5'

# IRIS ENVIRONMENTAL FIELD BORING LOG

Project: <u>Romic</u>		Contract No: <u>07-555C</u>		Boring No: <u>C 24</u>		Total Depth: <u>15.0'</u>	
Project Mgr: <u>C. Alber</u>		Logged By: <u>A. Behrens</u>		Start Time: <u>1420</u>		Date: <u>7/22/11</u>	
Drilling Contractor: <u>PenCore</u>		Sampling Methods: <u>Dial Tube</u>		Completed Time: <u>1430</u>		Date: ↓	
Drill Rig Type: <u>Geoprobe</u>		Driller's Name: <u>Y Ortega</u>		Backfilled Time:		Date: ↓	

Sampler Depth	Sampler Type	In. Driven	In. Recovered	PID / FID	Time	Sample No.	Sample ID	Depth in Feet	USCS Name	
		60	88					0	C	6" concrete core
								1	GP	8" sand/gravel fill, blue green stained
				0.0	1435		C24-1.2	2	ML	@ 1.5' large cobble ML, fill with wood debris, black, dry ↳ abundant 2.5'-3'
					1440		C24-2.8	3		no recovery 3.1'-5.0'
			0					4	NR	
			0					5		
		60	32					6	GP	brick fragments 2 inch thick layer 4" - mixed fill
								7		9" very saturated loose gravel, black color slippery liquid, no odor or sheen, PID → 0.0ppm
			0					8	ML	
			0					9	NR	5" light odor, dry, loose gravel fill @ 7.2' contact with BayMud, fibrous material at the bottom of sample core, possibly non native material
			0					10		7.5'-10' no recovery
		60	42					11		10'-13.5' Bay Mud, black, organic
								12	ML	3" oxide stains saturated @ 10' color grades to Gley
			0					13		
			0					14	NR	No recovery 13.5' - 15.0'
			0					15		

PID- 3.3ppm BH  
0.0ppm BZ

TD-15.0'  
Groundwater encountered @ 10.0'

# IRIS ENVIRONMENTAL FIELD BORING LOG

Project: <u>Romic</u>	Contract No: <u>07-555C</u>	Boring No: <u>D19</u>	Total Depth: <u>12.0'</u>
Project Mgr: <u>C. Alar</u>	Logged By: <u>A. Bohrens</u>	Start Time: <u>0750</u>	Date: <u>8/31/11</u>
Drilling Contractor: <u>PeneCore</u>	Sampling Methods: <u>Dual Tube</u>	Completed Time: <u>0800</u>	Date: ↓
Drill Rig Type: <u>Grapple</u>	Driller's Name: <u>V. Ortega</u>	Backfilled Time: <u>0830</u>	Date: ↓

Sampler Depth	Sampler Type	In. Driven	In. Recovered	PID / FID	Time	Sample No.	Sample ID	Depth in Feet	USCS Name	
		60	30					0	C	6.5" concrete
		↓	↓				D19-0.6	1		
		↓	↓	1375				2	ML/SM	ML/SM with gravel, black 5Y 2.5/1, damp, stiff, Occasional gravel up to 0.75" diameter, some odor, (15,40,45), @ 2' (15,25,60) blue green staining
		↓	↓	1525				3		2.5 to 5 no recovery
		↓	0					4	NR	
		↓	0					5		
		60	24				D19-5.0	5.6	SM/ML	as above
		↓	↓	900				6		Bay Mud, black, moist, organics @ 5.6' softer, 20% coarse sand (trace, 20, 80)
		↓	↓	985				7		strong organic odor, plant material
		↓	0					8		
		↓	0					9	NR	no recovery
		↓	0					10		
		24	0					11	NR	no recovery
		↓	0					12		
								13		
								14		
								15		

Total depth 12.0'  
Groundwater encountered at 5.6'

PID BH 650ppm  
BZ 0ppm

# IRIS ENVIRONMENTAL FIELD BORING LOG

Project: <b>Romic</b>		Contract No: <b>67-555C</b>		Boring No: <b>D21</b>		Total Depth: <b>7.0'</b>	
Project Mgr: <b>C. Alar</b>		Logged By: <b>A. Behrens</b>		Start Time: <b>1500</b>		Date: <b>7/26/11</b>	
Drilling Contractor: <b>PeneCore</b>		Sampling Methods: <b>Dual Tube</b>		Completed Time: <b>1510</b>		Date: ↓	
Drill Rig Type: <b>Cicoprobe</b>		Driller's Name: <b>Y. Ortega</b>		Backfilled Time: <b>1630</b>		Date: ↓	

Sampler Depth	Sampler Type	In. Driven	In. Recovered	PID / FID	Time	Sample No.	Sample ID	Depth in Feet	USCS Name	Notes
		12	12	19.5				0	C	Strong Odor
								0		6" concrete core
								1	ML	2" saturated turquoise sand
								1	GP	2" white stained sand, saturated
				6.5	1520		D21-1.0	2	ML	6" ML with very fine sand, black
								2		3" gravel, brown, serpentinite, loose, dry
								3	SM/ML	6" ML, dark brown, stiff, with angular medium gravel
			0	387	1530		D21-3.5	4	ML	12" SM/ML, brown, with abundant rubbery material
			0					4	NR	6" ML, Black, hard, dry
								5		1" rubbery material @ 3.7'
								5	ML	3.7'-5.0' no recovery
								6	GP	6" brown rubbery material (10YR 3/2), few paint flecks
								6	ML	5" gravel, large, loose, dry, white concrete debris
				2055	2100			7	C	4" rubbery, yellow brown, soil
								7		6" concrete powder and debris
								8		refusal - bent drilling rod
								9		TD-7.0'
								10		no GW encountered
								11		
								12		
								13		
								14		
								15		

PID 97ppm BH  
0.1ppm BZ

# IRIS ENVIRONMENTAL FIELD BORING LOG

Project: <b>Romic</b>		Contract No: <b>07-555C</b>		Boring No: <b>D22</b>		Total Depth: <b>12.0'</b>	
Project Mgr: <b>C Alger</b>		Logged By: <b>A. Behrens</b>		Start Time: <b>1525</b>		Date: <b>7/26/11</b>	
Drilling Contractor: <b>Pene Core</b>		Sampling Methods: <b>Dual Tube</b>		Completed Time: <b>1535</b>		Date: ↓	
Drill Rig Type: <b>Geoprobe</b>		Driller's Name: <b>Y. Ortegan</b>		Backfilled Time: <b>1630</b>		Date: ↓	

Sampler Depth	Sampler Type	In. Driven	In. Recovered	PID / FID	Time	Sample No.	Sample ID	Depth in Feet	USCS Name	
		12	12	27				0	C	6" Concrete core
								1	SP GP	3" green saturated sand (fill)
				630	1555		D22-1.0	2	ML	3" sand and coarse gravel (fill), white, dry ML with very fine sand, occasional gravel (fill), hard, black, dry, odor, no staining or mottling
				1830				3	ML	artificial material with rubbery texture, brown, spongy, spotty saturation
								4		4.2'-5' no recovery
								5	NR	
								6	ML	6" of artificial rubbery material described in 2.5' to 3.75'
				2,000				6	SM ML	4" turquoise stained SM with rubbery material
								7	ML	4" as above, with very fine gravel
				950			D22-7.5	7	C	6" ML, brown, hard, very stiff, damp, trace very fine sand
				7.20	1605			8	ML	6" concrete debris, white
								9	WOOD DEBRIS	14" black ML 9" wood debris, massive, blocky, non-native, saturated (with black liquid)
								10	ML NR	Bay Mud @ 9.5' No recovery 9.7'-10'
				67				11	ML	Bay Mud, soft to very soft, saturated, some black staining, organic, odor
								12		
								13		TD - 12.0'
								14		
								15		

PID 166ppm BH  
0.2ppm BZ

# IRIS ENVIRONMENTAL FIELD BORING LOG

Project: <b>Romic</b>		Contract No: <b>07-555C</b>		Boring No: <b>D23</b>		Total Depth: <b>15.0'</b>	
Project Mgr: <b>P. Alger</b>		Logged By: <b>A. Behrens</b>		Start Time: <b>1020</b>		Date: <b>7/22/11</b>	
Drilling Contractor: <b>PeneCore</b>		Sampling Methods: <b>Dual Tube</b>		Completed Time: <b>1030</b>		Date: ↓	
Drill Rig Type: <b>Circoprobe</b>		Driller's Name: <b>J. Ortega</b>		Backfilled Time:		Date: ↓	

Sampler Depth	Sampler Type	In. Driven	In. Recovered	PID / FID	Time	Sample No.	Sample ID	Depth in Feet	USCS Name	
		12	12					0	C	6" concrete core
								1	Fill GP	2.2' engineered and asphaltic fill/rubble top 4" strong green staining, odor
								2		
				2/100	1100		D23-2.7	3	NR	2.7'-3.2' fine grained fill, brown, sticky textured artificial material that resembles paint, also on outside of sampler
			0					4		
			0					5	FILL	3.5'-5' no recovery Rubble fill material to 8', organic material - wood debris and some root casts
			12	715			D23-6.0	6		
				690	1105			7		7.0' rock - fine grained volcanic greenstone (fill marker)
								8		
								9		← wood @ 8'-8.5', massive, blocky, undefined orientation, in black sticky material
				65	1110		D23-7.0	10	ML OL	9' water, soft native plant material, black matrix, vertical orientation, reeds 9-15' Bay Mud, black/gray, very soft, abundant organic rootlets and plant fibers
								11		
								12		highly reduced non-plastic silt and organic material
								13		
				140				14		13-15' gley
								15		

PID - 450ppm BH  
0.2ppm BZ

TD - 15.0  
GW encountered at 9.0'

# IRIS ENVIRONMENTAL FIELD BORING LOG

Project: Romac	Contract No: 07-555C	Boring No: E20	Total Depth: 12.0'
Project Mgr: C. Alacr	Logged By: A. Behrens	Start Time: 0825	Date: 8/31/11
Drilling Contractor: Penecore	Sampling Methods: Dual Tube	Completed Time: 0835	Date: ↓
Drill Rig Type: (reprobe)	Driller's Name: Y. Ortega	Backfilled Time: 0900	Date: ↓

Sampler Depth	Sampler Type	In. Driven	In. Recovered	PID / FID	Time	Sample No.	Sample ID	Depth in Feet	USCS Name	
		60	30					0	C	6.5' concrete
							E20-0.6	1	SP	Sand with silt and very fine gravel, dry, black, (10,60,30) loose
				190				2	ML	2' to 2.5' Brown ML, damp, rubbery texture, trace gravel, paint specks, few rootlets
			↓	3650				3		
			0					4	NR	no recovery
			0					5		
		60	24					6	ML	5' to 5.5': 2.5Y 4/2 ML with very fine gravel & sand (10,20,70)
				750			F20-5.5	6	ML	stiff, damp, odor
								7		5.5' to 6.2': non native, artificial liquid material. 6.2' to 7': ML, abundant paint sludge
			↓	820				7		
			0					8	NR	no recovery 7' to 10'
			0					9		
			0					10		
		24	24				E20-10.0	11		Bay Mud, saturated, black, soft, organic, soft, trace very fine sand, rootlets
				over				11		
			↓	over				12		
								13		Total Depth 12.0' Groundwater encountered at 10.75'
								14		
								15		

# IRIS ENVIRONMENTAL FIELD BORING LOG

Project: <b>Romic</b>		Contract No: <b>07-555C</b>		Boring No: <b>E22</b>		Total Depth: <b>12.0'</b>	
Project Mgr: <b>C. Alger</b>		Logged By: <b>A. Behrens</b>		Start Time: <b>1615</b>		Date: <b>7/26/11</b>	
Drilling Contractor: <b>DeneCore</b>		Sampling Methods: <b>Dual Tube</b>		Completed Time: <b>1620</b>		Date: ↓	
Drill Rig Type: <b>Genprobe</b>		Driller's Name: <b>Y. Ortega</b>		Backfilled Time: <b>1630</b>		Date: ↓	

Sampler Depth	Sampler Type	In. Driven	In. Recovered	PID / FID	Time	Sample No.	Sample ID	Depth in Feet	USCS Name	
		12	12					0	C	6.5" concrete core, 2.5" sandfill-turquoise staining
							E22-018	1	SP	
				120				2	SY ML	Fill - SMYML with gravel, dry, black, hard/dense, strong odor, grain size varied
				1000				3		@ 2.7': ML, brown, rubbery material observed, gravel intermixed.
				650			E22-310	4	ML	
		↓	6					5	NR	
		↓	12					6	ML	6" of ML, dark brown, hard, dry (no rubber) @ 5.5' to 8': varying rubber amount, occasional gravel
				550				7		
				380			E22-75	8		
								9		8' to 9' some sand, black, soft, moist, slight blue staining and mottling
		↓		134				10	ML	9' Bay mud, sharp contact, with organic matter abundant to 10', very soft to soft, saturated, odor, dark gray with black streaks (gley)
		↓						11		
		↓						12		
								13		TD - 12.0' Groundwater encountered at 9.0'
								14		
								15		

PID - 146ppm BH  
- 0.2 ppm BZ



# IRIS ENVIRONMENTAL FIELD BORING LOG

Project: <u>Romic</u>	Contract No: <u>07-555C</u>	Boring No: <u>E24</u>	Total Depth: <u>12.0'</u>
Project Mgr: <u>C. Alar</u>	Logged By: <u>A. Bohrens</u>	Start Time: <u>1100</u>	Date: <u>8/31/11</u>
Drilling Contractor: <u>Penelore</u>	Sampling Methods: <u>Dual Tube</u>	Completed Time: <u>1110</u>	Date: ↓
Drill Rig Type: <u>Grapple</u>	Driller's Name: <u>V. Ortega</u>	Backfilled Time: <u>1130</u>	Date: ↓

Sampler Depth	Sampler Type	In. Driven	In. Recovered	PID / FID	Time	Sample No.	Sample ID	Depth in Feet	USCS Name	Notes
		60	48					0	C	5.5" concrete
							E24-0.5	1	ML	ML with gravel and sand, some lenses of gravel, dry to damp
								2		
								3		@ 2.75' to 4': Brown ML with trace very fine gravel and color specks, odor, rubbery
								4		
								5	MR	no recovery
		60	52				E24-5.0	6	ML	Wood deb'n's and ML with rubber texture
								7		strong odor
								8		@ 7.5' solid rubber and dried paint encountered
							E24-8.0	9		thick gelatinous material and rubber present.
								10	MR	gravel 3" thick at 8.5'
								11	ML	@ 8.8': Bay Mud
		24	24					12		10-12' very soft, saturated, organic
								13		@ 10.5': 3" of wood debris
								14		@ 11.5': 3-4" of gelatinous material
								15		11.5-12' Bay Mud
<p>Total Depth 12.0' Groundwater Encountered at 8.8'</p>										

PID

BH - 1200ppm  
BZ - 0ppm

# IRIS ENVIRONMENTAL FIELD BORING LOG

Project: <b>Romic</b>	Contract No: <b>07-555C</b>	Boring No: <b>Ee 23</b>	Total Depth: <b>8.0'</b>
Project Mgr: <b>C Alger</b>	Logged By: <b>A Behrens</b>	Start Time: <b>1020</b>	Date: <b>7/18/11</b>
Drilling Contractor: <b>Pene Core</b>	Sampling Methods: <b>Dual tube</b>	Completed Time: <b>1030</b>	Date:
Drill Rig Type: <b>Geoprobe</b>	Driller's Name: <b>Y. Ortega</b>	Backfilled Time: <b>1100</b>	Date: <b>↓</b>

Sampler Depth	Sampler Type	In. Driven	In. Recovered	PID / FID	Time	Sample No.	Sample ID	Depth in Feet	USCS Name	Description
								0	©	6" concrete core 9" fill mixed sand and gravel
								1	GM	(1.3')
				0.0	1045		Ee23-1.3	2		
		↓		0.0				3	ML	(7.5 YR 2.5/3) v. dark brown ML w/ many root castes, v. stiff, dry, oxidated, some v.f. sands
		↓		1.0	1050		Ee23-3.3	4		
		↓		0.0				5		darkens to (2.5 Y 3/2) med. soft ML, dry, not oxidized, no odor
				0.0				6		3.8' - 5.0' NO RECOVERY
		↓					Ee23-6.8	7	SM/ML	lightens to (2.5 Y 4/3) ML/SM soft oxid/reduced mottling coloration damp to moist increased sand (v.f. to fine) 7'-8' no odors or staining
		↓		0.0	1055			8		
								9		
								10		
								11		
								12		
								13		
								14		
								15		

TD: 8.0', NO GW

# IRIS ENVIRONMENTAL FIELD BORING LOG

Project: <b>Romic</b>		Contract No: <b>07-555C</b>		Boring No: <b>Ee26</b>		Total Depth: <b>15'</b>				
Project Mgr: <b>C Alger</b>		Logged By: <b>A Behrens</b>		Start Time: <b>0900</b>		Date: <b>7/25/11</b>				
Drilling Contractor: <b>Penr. Core</b>		Sampling Methods: <b>Dual Tube</b>		Completed Time: <b>0915</b>		Date: <span style="font-size: 2em;">↓</span>				
Drill Rig Type: <b>Geoprobe</b>		Driller's Name: <b>J Ortega</b>		Backfilled Time: <b>1300</b>		Date: <span style="font-size: 2em;">↓</span>				
Sampler Depth	Sampler Type	In. Driven	In. Recovered	PID / FID	Time	Sample No.	Sample ID	Depth in Feet	USCS Name	
		60	60					0	C	7" concrete core
								1	GP	8" fill - sand/gravel mix
				0.0				2	ML	Silt, 10YR 3/3, dry, stiff, no odor, some oxide stains mottling, 90% silt
				0.1				3		
							<b>Ee26-3.8</b>	4	ML	Silt, sharp odor change 10YR 7/1, stiff, dry, red root casts present, 25% very fine sand @ 4' moderately stiff
		60	60		0915			5		
				0.0				6		@ 5'-6' occasional rounded gravel @ 5'-9' strong mottling coloration (2.5 Y 4/3) with red oxide stains and few black spots, damp
							<b>Ee26-6.8</b>	7	SM	Increasing coarseness and sand fraction moistens with depth
				0.0	0930			8		
							<b>Ee26-9W</b>	9	GW	@ 7.5' gravel with well graded sand, subrounded fine to medium gravel with fine to coarse sand loose, saturated no odor
		60	60					10		
								11		increasing gravel coarseness 1.25" diameter consistent material 7.5'-15.0'
								12		
								13		
								14		
								15		

Water rose to ~4' in casing pre-sample.  
Grab GW sample collected screen 5'-5'

TD- 15.0'  
Grounder encountered at 7.5'

# IRIS ENVIRONMENTAL FIELD BORING LOG

Project: Romlic		Contract No: 07-555C		Boring No: F18		Total Depth: 17.0'	
Project Mgr: C. Alar		Logged By: A. Pahrens		Start Time: 1525		Date: 8/30/11	
Drilling Contractor: Penefore		Sampling Methods: Dual Tube		Completed Time: 1535		Date: ↓	
Drill Rig Type: Geoprobe		Driller's Name: Y. Ortega		Backfilled Time: 1545		Date: ↓	

Sampler Depth	Sampler Type	In. Driven	In. Recovered	PID / FID	Time	Sample No.	Sample ID	Depth in Feet	USCS Name	Notes
		60	48					0	C	6" concrete
							F18-0.5	1	ML	ML, black 5Y 2.5/1, moist, stiff, (trace, trace, 9.5)
				150				2		at 1.75' to 2.6' wet, increased sand (trace, 20, 80)
				17				3		@ 2.6' (5, 5, 90) stiff ML, black, trace very fine angular serpentine gravel
				115				4	NR	no recovery
		60	42				F18-5.0	5		
								6		@ 6': black fine gravel with sand, 1" thick (60, 30, 10)
								7	ML	ML, black, stiff (15, 15, 70)
								8		@ 7.7': orange rubber waste, 1" thick
							F18-8.0	9	NR	no recovery 8.5'-10'
								10		
		84	84	3400				11	ML	ML, 10 YR 2/2, rubber texture, stiff (5, 10, 85)
				2200				12		3" angular serpentine gravel, becomes stiffer
				3300				13	ML	4" solid rubber, no soil 4" colored chips
				500				14		@ 12': 6" dark gray Bay Mud, moist, soft to stiff saturated product present
				1785				15		
				3100				16		red and green stains Dark gray mottled Bay Mud
								17		Total Depth 17' Groundwater encounter at 12.0'

# IRIS ENVIRONMENTAL FIELD BORING LOG

Project: <u>Romic</u>	Contract No: <u>07-555C</u>	Boring No: <u>F20</u>	Total Depth: <u>12.0'</u>
Project Mgr: <u>C. Alar</u>	Logged By: <u>A. Behrens</u>	Start Time: <u>0900</u>	Date: <u>8/30/11</u>
Drilling Contractor: <u>Penefore</u>	Sampling Methods: <u>Dual Tube</u>	Completed Time: <u>0910</u>	Date: <u>↓</u>
Drill Rig Type: <u>Geoprobe</u>	Driller's Name: <u>Y. Ortega</u>	Backfilled Time: <u>0945</u>	Date: <u>↓</u>

Sampler Depth	Sampler Type	In. Driven	In. Recovered	PID / FID	Time	Sample No.	Sample ID	Depth in Feet	USCS Name	
		60	36					0	C	6" concrete
							F20-0.5	1		ML with 10% very fine sand and gravel, black 2.5 Y 2.5/1, damp to moist, strong odor, very soft to medium stiff, non plastic. (0-25, 10, 65-90)
				135				2	ML	
				157				3		
				2400				4	NR	no recovery 3'-5'
		60	54				F20-5.0	5		ML, 10YR 3/1 dark gray brown, soft, strong odor, non plastic, trace very fine sand & gravel (trace, trace, 100)  @ 7' 4" wet paint sludge
				8500				6	ML	
				5500				7		
				5300				8		
							F20-8.5	9		@ 9.2' color change to black ML, abundant roots, transition to Bay Mud, soft, wood fragments
								10	NR	
		24	24					11	ML	Organic odor. Bay Mud, 2.5 Y 2.5/1 Black, medium stiff, rootlets, non-plastic, odor - solvent and organic color to gray/gley, oxide stains (0, trace, 95)
				4675				12		
				4150				13		
								14		
								15		

PID BH 126ppm  
BZ 0ppm

Total Depth 12.0'  
No groundwater encountered.

# IRIS ENVIRONMENTAL FIELD BORING LOG

Project: <u>Romic</u>		Contract No: <u>07-555C</u>		Boring No: <u>F22</u>		Total Depth: <u>12.0'</u>	
Project Mgr: <u>C. Alar</u>		Logged By: <u>A. Pehrens</u>		Start Time: <u>1110</u>		Date: <u>8/30/11</u>	
Drilling Contractor: <u>Penefore</u>		Sampling Methods: <u>Dual Tube</u>		Completed Time: <u>1120</u>		Date: <u>↓</u>	
Drill Rig Type: <u>Geoprobe</u>		Driller's Name: <u>Y. Ortega</u>		Backfilled Time: <u>1140</u>		Date: <u>↓</u>	

Sampler Depth	Sampler Type	In. Driven	In. Recovered	PID / FID	Time	Sample No.	Sample ID	Depth in Feet	USCS Name	Notes
		60	60					0	C	5.5" concrete
		↓	↓				F22-0.5	1	ML	ML with gravel and trace sand, moist, black 2.5 & 2.5/1, medium stiff, angular fine gravel, variable content (20, trace, 80) Becomes 10YR 3/1, brick fragments, rubber texture observed strong odor
				135				2		
				3400				3		
								4		
		60	60		over		F22-5.0	5	ML	Heavy waste 5'-8' including paint, plywood. mostly silt, some gravel, (0-20, trace, 80-100) strong odor
		↓	↓	3200				6		
				6300				7		
					over			8		Bay Mud @ 7.8'
							F22-8.5	9		Black, moist, plant material, highly organic,
		24	24					10	ML	wet @ 10' soft, black, saturated; abundant rootlets, color to dark gray.
		↓	↓	2000				11		
				1600				12		
		↓	↓	820				13		Total depth 12.0' Groundwater encountered at 10'
								14		
								15		

# IRIS ENVIRONMENTAL FIELD BORING LOG

Project: Romac		Contract No: 07-555C		Boring No: F24		Total Depth: 12.0'	
Project Mgr: C. Alar		Logged By: A. Bohrens		Start Time: 1330		Date: 8/30/11	
Drilling Contractor: Penefore		Sampling Methods: Dual Tube		Completed Time: 1340		Date: ↓	
Drill Rig Type: Geoprobe		Driller's Name: Y. Ortega		Backfilled Time: 1400		Date: ↓	

Sampler Depth	Sampler Type	In. Driven	In. Recovered	PID / FID	Time	Sample No.	Sample ID	Depth in Feet	USCS Name	Notes
		60	42					0	C	6" concrete
							F24-0.5	1		
				330				2	ML	ML, damp, 5Y 2.5/1 black, medium stiff to stiff, odor, non plastic, (trace, 20, 80)
				520				3		
				530				4	NR	@ 3.5' blocky wood 1" thick @ 3.5' to 4' ML with sand, <sup>dark</sup> brown, white paint.
							F24-5.0	5		
		60	30	8200				6	ML	ML, very fine gravel, trace sand, rubbery texture
				5100				7		Soft, small colored debns observed, bottom 1" organic, black
				7600				8		
								9	NR	no recovery
							F24-10.0	10		
		24	24	3250				11	ML	Bay mud, black, very soft to soft, highly organic, non plastic, strong organic odor
				7000				12		@ 11.5' soft to stiff, gray mottling, some oxide stains and few rootlets
								13		
								14		Total Depth 12.0' Groundwater encountered at 10.5'
								15		

# IRIS ENVIRONMENTAL FIELD BORING LOG

Project: <u>Romic</u>		Contract No: <u>07-555C</u>		Boring No: <u>G17</u>		Total Depth: <u>12.0'</u>	
Project Mgr: <u>C. Alger</u>		Logged By: <u>A. Behrens</u>		Start Time: <u>1325</u>		Date: <u>7/26/11</u>	
Drilling Contractor: <u>GeneCore</u>		Sampling Methods: <u>Dual Tube</u>		Completed Time: <u>1335</u>		Date: ↓	
Drill Rig Type: <u>Geoprobe</u>		Driller's Name: <u>Y. Ortega</u>		Backfilled Time: <u>1400</u>		Date: ↓	

Sampler Depth	Sampler Type	In. Driven	In. Recovered	PID / FID	Time	Sample No.	Sample ID	Depth in Feet	USCS Name	Notes
								0	C	7" concrete core, 1" loose fill (GP)
								1		grades to ML, moist, black, stiff, mottling staining, trace sand
				15.2	1350		G17-1.0	2	ML	
				16.7	1400		G17-2.5	3		@ 2.7' 2 inches thick - shiny material, saturated increased sand and fine gravel
				4.7				4		orangy red friable grains size of coarse sand observed
		↓						5	NR	no recovery
				11.1				6	ML	ML, hard, black, dry, trace sand, odor
				15.6	1405		G17-6.5	7		@ 6' ML with sand, dry, brown, rubbery material observed varying in amounts to 8.5'
				27.00				8		increased fines, plastic debris observed
								9		8.5'-10' no recovery
		↓		19.5				10	NR	
								11	ML	Transition to Bay Mud between 8.5' to 10', dark gray, saturated, soft
		↓						12		
								13		TD - 12'0'
								14		Groundwater approximately 8.5' to 10'
								15		

PID 110ppm BH  
6.2ppm BZ

Strong Odor



# IRIS ENVIRONMENTAL FIELD BORING LOG

Project: <u>Romic</u>		Contract No: <u>07-555C</u>		Boring No: <u>G18</u>		Total Depth: <u>12.0'</u>	
Project Mgr: <u>C. Alger</u>		Logged By: <u>A. Behrens</u>		Start Time: <u>1250</u>		Date: <u>7/26/11</u>	
Drilling Contractor: <u>PeneCore</u>		Sampling Methods: <u>Dual Tube</u>		Completed Time: <u>1305</u>		Date: ↓	
Drill Rig Type: <u>Geoprobe</u>		Driller's Name: <u>Y. Ortega</u>		Backfilled Time: <u>1400</u>		Date: ↓	

Sampler Depth	Sampler Type	In. Driven	In. Recovered	PID / FID	Time	Sample No.	Sample ID	Depth in Feet	USCS Name	Notes
								0	C	6" concrete
								1	GP	6" gravel/sand, dry, turquoise stained, loose
				245	1310		G18-1.0	2	SM/ML	SM/ML with very fine gravel, fill material, 10YR 3/2, brown, dense/stiff
				530				3		
				2034	1320			4	ML	@3' softer, more ML
							G18-3.5	4	SM	3" saturated fine to medium sand SM @ 4.5'
								5	NR	1" ML with cobble, stiff, black, slight rubbery texture
								5	NR	no recovery
				166				6	ML	5'-6' ML, black, very stiff to hard, trace very fine sand
				850	1325		G18-6.5	7	SM/ML	grades back to SM/ML
								7	ML	@6.6' white material (liquid) in angular loose gravel, wood and other debris below
								8		7.3'-7.5' transition to Bay Mud - black, dry, medium stiff, native organic plant material
								9	NR	7.5'-10' no recovery
								10		
				430				11	ML	Bay Mud 10'-12' becomes softer with depth, some mottling, reeds and plant matter, oxide stains present to total depth
								12		
								13		
								14		
								15		

PID - 29ppm BH  
- 0.1ppm BZ

TD - 12.0'  
Groundwater approximately 7.5' to 10'

# IRIS ENVIRONMENTAL FIELD BORING LOG

Project: Romac	Contract No: 07-555C	Boring No: G19	Total Depth: 17.0'
Project Mgr: C. Alar	Logged By: A. Behrens	Start Time: 0810	Date: 8/30/11
Drilling Contractor: Penecore	Sampling Methods: Dual Tube	Completed Time: 0820	Date: ↓
Drill Rig Type: Geoprobe	Driller's Name: Y. Ortega	Backfilled Time: 0900	Date: ↓

Sampler Depth	Sampler Type	In. Driven	In. Recovered	PID / FID	Time	Sample No.	Sample ID	Depth in Feet	USCS Name	
		60	24					0	C	6" concrete core
		↓	↓	2800			G19-1.0	1	ML	2.5 Y 3/1 dark grayish brown, silt with fine to medium sand, rubbery texture (trace, 15, 85), sweet odor, damp
		↓	↓					2		
		0	0					3	NR	no recovery 2' to 5'
		0	0					4		
		↓	0					5		
		60	30				G19-5.0	6	ML	ML (trace, trace, 100), black, 2.5 Y 2.5/1, damp non plastic, sweet odor, roots present @ 6' medium stiff
		↓	↓	7250				7		
		↓	↓	6600				8		light paint sludge 6.8' to 7' saturated at 7', organics (roots)
		0	0					9	NR	no recovery
		↓	0					10		
		24	6					11		
		↓	↓					12		
		60	60					13	ML	Bay Mud and waste/artificial material fully saturated, odor strong, soft, black @ 12.5' liquid, artificial material.
		↓	↓					14		
		↓	↓					15		red paint
		↓	↓					16		
		↓	↓					17		

PID BH 52ppm  
BZ 0 ppm

TD 17'  
Groundwater @ 7'

# IRIS ENVIRONMENTAL FIELD BORING LOG

Project: <u>Romic</u>		Contract No: <u>07-555C</u>		Boring No: <u>G21</u>		Total Depth: <u>12.0'</u>	
Project Mgr: <u>C. Alar</u>		Logged By: <u>A. Behrens</u>		Start Time: <u>1040</u>		Date: <u>8/30/11</u>	
Drilling Contractor: <u>Penecore</u>		Sampling Methods: <u>Dual Tube</u>		Completed Time: <u>1050</u>		Date: ↓	
Drill Rig Type: <u>Grapple</u>		Driller's Name: <u>Y. Ortega</u>		Backfilled Time: <u>1130</u>		Date: ↓	

Sampler Depth	Sampler Type	In. Driven	In. Recovered	PID / FID	Time	Sample No.	Sample ID	Depth in Feet	USCS Name	
		60	42					0	C	5.5" concrete
							G21-0.5	1		ML with trace sand and gravel, black 2.5Y 2.5/1, moist, medium stiff, waste present. (0-20, trace, 100-80) slightly lighter brown by 3.5' cementation 0.5" diameter, angular serpentine gravel around 3'.
				245				2	ML	
				220				3		
								4	NR	no recovery
		60	42				G21-5.0	5		ML, 10YR 3/2 brown, sand and trace very fine gravel, "wet" with shiny liquid resembling rubber
				3250				6	ML	
								7		
								8		No recovery 8.5'-10'
							G21-8.0	9	NR	
								10		
		24	24					11		Bay Mud, soft, wet, black grades to dark gray by 11'. (0, trace, 100), abundant organics, footlets, oxide stains, strong organic and solvent odors, non-plastic, trace clay
				4100				12		
				4200				13		
				3100				14		
								15		

PID BH 250ppm  
BZ 0 ppm

Total depth 12.0'  
Groundwater encountered at 10.0'

# IRIS ENVIRONMENTAL FIELD BORING LOG

Project: <u>Romic</u>		Contract No: <u>07-555C</u>		Boring No: <u>G23</u>		Total Depth: <u>12.0'</u>	
Project Mgr: <u>C. Alar</u>		Logged By: <u>A. Behrens</u>		Start Time: <u>1300</u>		Date: <u>8/30/11</u>	
Drilling Contractor: <u>PeneCore</u>		Sampling Methods: <u>Dual Tube</u>		Completed Time: <u>1310</u>		Date: <u>↓</u>	
Drill Rig Type: <u>Geoprobe</u>		Driller's Name: <u>V. Ortega</u>		Backfilled Time: <u>1350</u>		Date: <u>↓</u>	

Sampler Depth	Sampler Type	In. Driven	In. Recovered	PID / FID	Time	Sample No.	Sample ID	Depth in Feet	USCS Name	Notes
		60	18					0	C	6.5" concrete
							G23-0.6	1		
			↓	320				2		no recovery due to cobble (1.5' to 5')
			0					3	NR	
			0					4		
		↓	0				G23-5.0	5	ML	ML with trace gravel and sand, brown, rubbery texture
		60	15					6		@ 6.3 : paint waste strong odor
			↓	300				7		6.75' to 10' no recovery
			0					8	NR	
			0					9		
		↓	0					10		paint debris
		24	24				G23-10.0	10		
								11		@ 10.5 Bay Mud, soft to medium, stiff,
			↓	450				12	ML	trace sand, @ 11.5 gray mottling, some roots, oxidation, very moist to wet
			↓	300				13		
								14		
								15		

PID BH - 1,000 ppm  
BZ - 0 ppm

Total Depth 12.0'  
Groundwater encountered at 11.0'

# IRIS ENVIRONMENTAL FIELD BORING LOG

Project: <i>Romic</i>		Contract No: <i>07-555-C</i>		Boring No: <i>Gg 26</i>		Total Depth: <i>8.0'</i>	
Project Mgr: <i>C. Alger</i>		Logged By: <i>A. Behrens</i>		Start Time: <i>1210</i>		Date: <i>7/18/11</i>	
Drilling Contractor: <i>PunCore</i>		Sampling Methods: <i>Dual Tube</i>		Completed Time: <i>1220</i>		Date: <i>7/18/11</i>	
Drill Rig Type: <i>Geoprobe</i>		Driller's Name: <i>Y. Ortega</i>		Backfilled Time: <i>1230</i>		Date: <i>7/18/11</i>	

Sampler Depth	Sampler Type	In. Driven	In. Recovered	PID / FID	Time	Sample No.	Sample ID	Depth in Feet	USCS Name	Description
								0	GW	Note: Grass surface
					1215		Gg26-0.0	0	GW	3" gravel / sand mixture (Gw).
								1	ML	SILT (ML): very dark brown (10YR 2/2); dry; hard; no odor.
				0.0				2		
					1225		Gg26-2.5	3		Dry to damp; soft; occasional very fine gravel; 20% very fine sand; plastic.
								4		
		▼	▼	0.0				5		
					1235		Gg26-5.5	6		
								7		SILTY SAND to SANDY SILT (SM / ML): oxidation/reduction color mottling 7.0-8.0'; increasing very fine to fine sand fraction.
		▼	▼	0.0				8		Color change to reddish brown (2.5YR 4/3); moist.
								9		TD@8.0'; no groundwater encountered.
								10		
								11		
								12		
								13		
								14		
								15		

# IRIS ENVIRONMENTAL FIELD BORING LOG

Project: <b>Romic</b>		Contract No: <b>07-555C</b>		Boring No: <b>H17</b>		Total Depth: <b>12.0'</b>	
Project Mgr: <b>C. Alar</b>		Logged By: <b>A. Behrens</b>		Start Time: <b>1350</b>		Date: <b>7/26/11</b>	
Drilling Contractor: <b>Penecore</b>		Sampling Methods: <b>Dual Tube</b>		Completed Time: <b>1400</b>		Date: ↓	
Drill Rig Type: <b>Geoprobe</b>		Driller's Name: <b>Y. Ortega</b>		Backfilled Time: <b>1415</b>		Date: ↓	

Sampler Depth	Sampler Type	In. Driven	In. Recovered	PID / FID	Time	Sample No.	Sample ID	Depth in Feet	USCS Name	Notes
		12	7		1420		H17-0.5	0	GM	grass surface, 6" loose dry sand/gravel
				12.0				1	SM/GM	sand/gravel/fines mix, very fine gravel, dark brown, dry, dense, strong odor, mottled, fill material
				8.5				2		grades to SM/ML by 2.5"
				270	1425		H17-3.5	3	SM/ML	ML, hard to very stiff, angular serpentinite to 1" diameter and abundant oxide stains observed
		0	6					4	ML	
								5	NR	4.5'-5.0' no recovery
				1050				6	ML	@ 6.0' : 3 inches of plastic debris, tan color, follow by 2 inches of soil, 6" of plastic debris, and 2" of soil.
				780	1430		H17-6.0	7	layers of plastic in the soil	
								8	Paint	@ 8' : red orange, white, yellow and green paint observed
				900				9	ML	@ 8.5' transition to Bay Mud, soft, black, abundant grass and reeds
		0	6					10	NR	9.5'-10' no recovery
		24		212				11	ML/OL	Bay Mud, dark gray to black, stiff to soft, saturated, some oxide/reduction stains
								12		
								13		TD-12.0
								14		
								15		

PID- 478 ppm BH  
- 0.4 ppm BZ

# IRIS ENVIRONMENTAL FIELD BORING LOG

Project: <u>Romic</u>	Contract No: <u>07-555C</u>	Boring No: <u>H20</u>	Total Depth: <u>12.0'</u>
Project Mgr: <u>C. Alger</u>	Logged By: <u>A. Behrens</u>	Start Time: <u>0950</u>	Date: <u>8/30/11</u>
Drilling Contractor: <u>PeneCore</u>	Sampling Methods: <u>Dual Tube</u>	Completed Time: <u>1000</u>	Date: ↓
Drill Rig Type: <u>Geoprobe</u>	Driller's Name: <u>Y. Ortega</u>	Backfilled Time: <u>1030</u>	Date: ↓

PID - BH 620 ppm  
BZ 0 ppm

Sampler Depth	Sampler Type	In. Driven	In. Recovered	PID / FID	Time	Sample No.	Sample ID	Depth in Feet	USCS Name	Description
		60	30					0	C	6" concrete
							H20 - 6.5	1	ML	SM with gravel and silt, very fine gravel, medium sand (30, 40, 30)
								2	ML	ML with very fine gravel & sand, 2.5 Y 2.5/1 black, soft to medium stiff (15, 15, 70) damp to moist
				130						
				750				3		3" concrete
				0				4	NR	no recovery
				0				5		
		60	30				H20 - 5.0	6	ML	ML with sand & very fine gravel, black to dark brown (10, 10, 80), strong odor, rubber texture
								7		3" sludge and some colors @ 7.0' product observed
				1550						
				4180				8		
				0			H20 - 7.0	9	NR	no recovery 7.5'-10'
				0				10		
				0				11	ML	Bay Mud, black to dark gray, organics, moist, medium stiff, strong odor, some oxidation, trace fine sand solvent and organic
		24	24				4610			
								12		
				4025						
								13		
								14		
								15		

Total Depth 12.0'  
Groundwater not encountered

# IRIS ENVIRONMENTAL FIELD BORING LOG

Project: <u>Romic</u>		Contract No: <u>07-555C</u>		Boring No: <u>H22</u>		Total Depth: <u>12.0'</u>	
Project Mgr: <u>C. Alger</u>		Logged By: <u>A. Behrens</u>		Start Time: <u>1415</u>		Date: <u>8/30/11</u>	
Drilling Contractor: <u>Penelore</u>		Sampling Methods: <u>Dual Tube</u>		Completed Time: <u>1425</u>		Date: ↓	
Drill Rig Type: <u>Geoprobe</u>		Driller's Name: <u>Y. Ortega</u>		Backfilled Time: <u>1445</u>		Date: ↓	

Sampler Depth	Sampler Type	In. Driven	In. Recovered	PID / FID	Time	Sample No.	Sample ID	Depth in Feet	USCS Name	Notes
		60	42					0	C	7" concrete
							H22-0.6	1	ML	sand/silt/very fine gravel (30,30,40) clamp, fill material, aggregate pieces observed, @ 2': becomes (10,20,70), 2.5% 3/3, strong odor rubbery texture
				120				2		
				315				3		
				1700				3		
							H22-3.0	4		
			0					4	NR	no recovery
			0					5		
		60	28					6	ML	as above
				2100				6		
							H22-6.0	7		Bay Mud, reed mat, abundant roots, black, saturated, very soft.
								8		
			0					8		
			0					9		no recovery 7.3' to 10'
			0					10		
		21	24					11	ML	Bay Mud gray mottling with oxide stains
				3650				11	OL	fewer roots
				3750				12		
								13		Total Depth 12.0 Groundwater encountered at 6.5'
								14		
								15		



# IRIS ENVIRONMENTAL FIELD BORING LOG

Project: <u>Romic</u>		Contract No: <u>07-555C</u>		Boring No: <u>H24</u>		Total Depth: <u>12.0'</u>	
Project Mgr: <u>C. Alger</u>		Logged By: <u>A. Behrens</u>		Start Time: <u>1500</u>		Date: <u>8/30/11</u>	
Drilling Contractor: <u>Penelore</u>		Sampling Methods: <u>Dual Tube</u>		Completed Time: <u>1510</u>		Date: ↓	
Drill Rig Type: <u>Crippinbe</u>		Driller's Name: <u>V. Ortega</u>		Backfilled Time: <u>1530</u>		Date: ↓	

Sampler Depth	Sampler Type	In. Driven	In. Recovered	PID / FID	Time	Sample No.	Sample ID	Depth in Feet	USCS Name	Notes
		60	48					0	C	8" concrete
							H24-0.7	1	ML	ML with sand and gravel, wet with coring fluid, blue/green staining, medium to coarse sand, (20,30,50)
				125				2	SD/EP	2' to 2.5' medium sand and fine gravel increase
				170				3	ML	moist, angular (40,40,20)
				1830				4		2.5' to 3.5' ML, black 3.5' to 4' brown 2.5 Y 3/2
			0					5	NR	no recovery
		60	42				H24-5.0	6	ML	ML, rubber texture, odor, soft, paint fragments,
				2810				7		
				3225				8		@ 7.4' : 2" strong odor, damp, fine angular gravel (5,5,90)
							H24-8.0	9	NR	no recovery
			0					10		
		24	24					11	ML	Bay Mud, black, reeds, saturated, very soft (0,0,100)
				3300				12		@ 11' to 12' : strong solvent odors gray mottling, oxide stains
				1450						
				1815						
								13		Total Depth 12.0 Groundwater encountered at 10.1'
								14		
								15		

# IRIS ENVIRONMENTAL FIELD BORING LOG

Project: <u>Romic</u>		Contract No: <u>07-555-C</u>		Boring No: <u>Hh 23</u>		Total Depth: <u>8.0'</u>	
Project Mgr: <u>C. Alaer</u>		Logged By: <u>A. Behrens</u>		Start Time: <u>1140</u>		Date: <u>7/18/11</u>	
Drilling Contractor: <u>True Core</u>		Sampling Methods: <u>Dual Tube</u>		Completed Time: <u>1150</u>		Date: <u>7/18/11</u>	
Drill Rig Type: <u>Geoprobe</u>		Driller's Name: <u>Y. Ortega</u>		Backfilled Time: <u>1200</u>		Date: <u>7/18/11</u>	

Sampler Depth	Sampler Type	In. Driven	In. Recovered	PID / FID	Time	Sample No.	Sample ID	Depth in Feet	USCS Name	Notes
				0.0	1155		Hh 23 -0.0	0	SM	Note: Grass surface
								1		9" SAND w/ fines + gravel (SM): dry; loose; no odor; organics in top 3"
								2	ML	SANDY SILT (ML): black; dry; very stiff; very fine sand; <sup>occasional</sup> angular very fine gravel; no odor.
				0.0	1200		Hh 23: 2.5	3		
			NR					4	NR	No recovery 3.0-5.0'
			NR					5		
				0.0				6	GW	SANDY GRAVEL (GW): brown; saturated; loose; medium sand; 10% fines; rounded to sub-rounded gravel to 1.5" diameter; well graded; no odor.
				0.0				7		
				0.0				8		
								9		TD @ 8.0'; groundwater encountered at 5.0'
								10		
								11		
								12		
								13		
								14		
								15		

# IRIS ENVIRONMENTAL FIELD BORING LOG

Project: <b>Romic</b>		Contract No: <b>07-555C</b>		Boring No: <b>I17</b>		Total Depth: <b>7.0'</b>	
Project Mgr: <b>C. Alar</b>		Logged By: <b>A. Behrens</b>		Start Time: <b>0935</b>		Date: <b>8/29/11 / 8/31/11</b>	
Drilling Contractor: <b>PeneCore</b>		Sampling Methods: <b>Dual Tube</b>		Completed Time: <b>0940</b>		Date: ↓	
Drill Rig Type: <b>Geoprobe</b>		Driller's Name: <b>Y. Ortega</b>		Backfilled Time: <b>1000</b>		Date: ↓	

Sampler Depth	Sampler Type	In. Driven	In. Recovered	PID / FID	Time	Sample No.	Sample ID	Depth in Feet	USCS Name	Notes
		60	42					0	c	Refusal @ 7.0' concrete, redrilled on 8/31/11, step out. PID BH - 20ppm BZ - 0.0ppm
								0.5	GP	
				30			I17-1.0	1		7.5" core loose fill gravel to 1.0'
				62				2	ML	Sandy silt, dark grayish brown 2.5Y 3/2 with varying gravel lenses, fine gravel, @ 2.5', 3', 3" thick, blue gray staining, moist, fill material
								3		
								4	NR	
								5		No recovery 3.5' - 5.0'
								6	SM/ML	SM/ML, black 5Y 2.5/1, reeds present 6'-6.5' moist, odor, non-plastic, gley mottling, black product @ 5'to 6', some artificial spherical material between medium to coarse sand size
							I17-5.5	7		
								8		blue/green mottling, medium sand/silt (50,50), some spherical artificial material.
							I17-8.0	8		
								9		← 8.5' to 9': paint sludge and some rubber
								10	ML	9' Bay Mud, black, wet, 6" of woody plant material
								11		at 10.5' - color to gray mottled, abundant oxide stains, trace sand, stiff
								12		
								13		Total Depth 12.0' Groundwater encountered at 9.0'
								14		
								15		



# IRIS ENVIRONMENTAL FIELD BORING LOG

Project: Romic		Contract No: 07-555C		Boring No: I 21		Total Depth: 12.0	
Project Mgr: C. Alder		Logged By: A. Pehrens		Start Time: 1120		Date: 8/29/11	
Drilling Contractor: Penecore		Sampling Methods: Dual Tube		Completed Time: 1130		Date: ↓	
Drill Rig Type: Groprobe		Driller's Name: Y. Ortega		Backfilled Time:		Date: ↓	

Sampler Depth	Sampler Type	In. Driven	In. Recovered	PID / FID	Time	Sample No.	Sample ID	Depth in Feet	USCS Name	Notes
		60	60					0	C	6" concrete core
							I 21 - 0.5	1	ML	silt (ML) to 1.5'
				350				2		waste
				550				3	(W)	black, angular paint waste to 2' blue/green staining 2-3' rubber and paint 3.5-4'
								4		strong odor, serpentine gravel to 1" diameter
				3200			I 21 - 4.5	5	ML	silt (ML)
		60	60					6		at 5-8.5' brown soil, rubbery texture
				4250				7		2.5 Y 3/2, strong odor, with very fine sand
				360				8		(0, 30, 60)
				2500				9		
							I 21 - 8.5	10	ML	9-10' Baymud, Gley, moist to wet, reeds, soft,
		24	24					11		black streaks, color grades to gray by 11'. some nodules, oxide stains 10-11' roots
				1580				12		throughout 10-12' (0, 10, 90)
				2500				13		softer with depth, some plasticity
								14		
								15		

PID BH - 172 ppm  
BZ - 0 ppm

Total Depth 12.0'  
no ground water encountered.

# IRIS ENVIRONMENTAL FIELD BORING LOG

Project: <u>Romic</u>		Contract No: <u>07-555C</u>		Boring No: <u>I23</u>		Total Depth: <u>12.0'</u>	
Project Mgr: <u>C. Alar</u>		Logged By: <u>A. Behrens</u>		Start Time: <u>1400</u>		Date: <u>8/29/11</u>	
Drilling Contractor: <u>PeneCore</u>		Sampling Methods: <u>Dual Tube</u>		Completed Time: <u>1410</u>		Date: <u>↓</u>	
Drill Rig Type: <u>Geoprobe</u>		Driller's Name: <u>V. Ortega</u>		Backfilled Time: <u>1430</u>		Date: <u>↓</u>	

Sampler Depth	Sampler Type	In. Driven	In. Recovered	PID / FID	Time	Sample No.	Sample ID	Depth in Feet	USCS Name	
		60	36					0	C	12" concrete core
							I23-1.0	1		
				19				2		gravel, sand, silt mix, dark brown to black, angular gravel and some paint staining, 3" sand, 2.5'-3' medium brown, ML with fine sand, 2.4'-2.5' rubbery texture (0,30,70) <span style="float: right;">black product</span>
				↓ 3000				3		
			0					4	NR	3'-5' no recovery
			0					5		
		60	60				I23-5.0	6		ML with sand, damp, medium brown, strong odor, (0,20,80), rubbery texture throughout
								7		
								8	ML	
								9		
							I23-9.0	10		
								11	ML	ML Bay Mud, black, wet, stiff, abundant reeds and rootlets @ 11'-12' color change to gray. oxide stains, rootlets throughout, (0,10,90) strong organic odor
		24	24					12		
								13		
								14		Total Depth 12.0' Groundwater encountered at 11'
								15		

# IRIS ENVIRONMENTAL FIELD BORING LOG

Project: <u>Romic</u>	Contract No: <u>07-555C</u>	Boring No: <u>J16</u>	Total Depth: <u>12.0'</u>
Project Mgr: <u>C. Alar</u>	Logged By: <u>A. Behrens</u>	Start Time: <u>1320</u>	Date: <u>8/29/11</u>
Drilling Contractor: <u>PeneCore</u>	Sampling Methods: <u>Dual Tube</u>	Completed Time: <u>1330</u>	Date: ↓
Drill Rig Type: <u>Grapple</u>	Driller's Name: <u>Y. Ortega</u>	Backfilled Time: <u>1430</u>	Date: ↓

Sampler Depth	Sampler Type	In. Driven	In. Recovered	PID / FID	Time	Sample No.	Sample ID	Depth in Feet	USCS Name	
		60	48					0	SP	Grass surface
							J16-1.0	1		1.5'-2.0'
				4.6				2		medium sand with gravel, 2.5 γ 4/4, dry, loose (30,60,10)
				45				3	ML	Sharp contact to 10YR 3/2, dry, hard
				300				4	GP ML NR	Serpentine gravel, (70,20,10) ML, black, hard 3.7' to 4'
		60	60				J16-5.0	5		no recovery 4' to 5'
				200				6		at 5.5' to 5.6' paint waste, hardened
				1360				7	ML	silt with sand, moist, soft, very fine sand Black, rubbery texture to 7', odor
								8		at 7' : transition to bay mud, roots and reeds in ML, black, soft, wet, very fine sand
				125				9		(0,30,70)
							J16-dup 9.0	10	ML	
		24	24	34				11		saturated at 10.5', soft, moist, very fine sand (0,20,80)
				7.5				12		11.5' to 12': 5Y 4/2 with nodules, oxidized sand increased
								13		
								14		Total Depth 12.0' Groundwater encountered at 10.5'
								15		

PID BH-72 ppm  
BZ-0 ppm

# IRIS ENVIRONMENTAL FIELD BORING LOG

Project: <u>Romic</u>	Contract No: <u>07-555C</u>	Boring No: <u>J18</u>	Total Depth: <u>12.0'</u>
Project Mgr: <u>C. Alar</u>	Logged By: <u>A. Behrens</u>	Start Time: <u>0900</u>	Date: <u>8/29/11</u>
Drilling Contractor: <u>PeneCore</u>	Sampling Methods: <u>Dual Tube</u>	Completed Time: <u>0910</u>	Date: ↓
Drill Rig Type: <u>Geoprobe</u>	Driller's Name: <u>V. Ortega</u>	Backfilled Time: <u>0930</u>	Date: ↓

Sampler Depth	Sampler Type	In. Driven	In. Recovered	PID / FID	Time	Sample No.	Sample ID	Depth in Feet	USCS Name	
		60	36					0	C	5.5" concrete core, 1" loose fill
				53				1		3" 5 1/3 fine gravelly sand w/ silt, damp, odor, very fine gravel - angular (40, 20, 20)
				38.7			J18-1.0	2	SM	Sharp color change at 0.7' to black (same material) blue/green mottling and staining. Loose to medium dense, some organics, increasing fines to sandy silt by 2.5' (10, 30, 60)
				56.5				3		
			0					4	NR	no recovery 3'-5'
			0					5		
		60	60	175				6	ML	Sandy silt with very fine gravel, soft, 5 1/2, slight plasticity, damp, odor, (20, 20, 60)
				375			J18-6.0	7		medium stiff with very fine sand (0, 30, 70) blue green staining
								8		@7.5' 2" rubber layers, 1" paint waste, directly below abundant rootlets and organics, black silt with very fine sand, medium stiff, moist, slight plasticity
				330				9		
				265			J18-9.5	10		
		24	24	450				11	ML	10Y 2.5/1 gley, Bay mud, mottled coloration, very fine sand (0, 15, 85), some odor, soft saturated @ 10.5'
				475				12		increased sand to 40% @ 11-11.3'
								13		TD = 12.0' Groundwater encountered at 10.5'
								14		
								15		



# IRIS ENVIRONMENTAL FIELD BORING LOG

Project: <u>Romic</u>	Contract No: <u>07-555C</u>	Boring No: <u>J20</u>	Total Depth: <u>12.0'</u>
Project Mgr: <u>C. Alar</u>	Logged By: <u>A. Behrens</u>	Start Time: <u>1040</u>	Date: <u>8/29/11</u>
Drilling Contractor: <u>Penecore</u>	Sampling Methods: <u>Dual Tube</u>	Completed Time: <u>1050</u>	Date: <u>↓</u>
Drill Rig Type: <u>Grapple</u>	Driller's Name: <u>Y. Ortega</u>	Backfilled Time: <u>1110</u>	Date: <u>↓</u>

Sampler Depth	Sampler Type	In. Driven	In. Recovered	PID / FID	Time	Sample No.	Sample ID	Depth in Feet	USCS Name	
		60	60					0	C	6" core
		↓	↓				J20-0.5	1	SM	Silt, black, very fine sand, trace clay, some fine angular gravel
				35				2		
				175				3		very stiff, some blue/green mottling, slightly softer than above, strong odor, damp to moist
				117				4		
		↓	↓				J20-4.5	5		compression 4' to 5'
		60	48					6	ML	Silt, dark gray, damp to moist
		↓	↓					7		5.5' to 7' waste, paint and rubber debris layers
				3400				8		
				3200				9		6.5: waste - round pellets 1/2 mm diameter, dark orange brown, 2" thick
		↓	↓				J20-8.5	9		soft with some gravel 1" in diameter
				125				10	NR	no recovery 9' to 10'
		↓	↓					11		Bay Mud
		24	24					12		10.5 - 12'
		↓	↓					13		roots/reeds 10'-10.8'; soft gley, saturated @ 10.5'
				225				14		plastic, trace clay 10Y 3/1
								15		some oxidation 10-11'
										mottled coloration
										Total Depth 12.0'
										Groundwater encountered at 10.5'

PID - BH 275ppm  
BZ 0ppm

# IRIS ENVIRONMENTAL FIELD BORING LOG

Project: <u>Romic</u>		Contract No: <u>07-555C</u>		Boring No: <u>J22</u>		Total Depth: <u>12.0'</u>	
Project Mgr: <u>C. Alar</u>		Logged By: <u>A. Behrens</u>		Start Time: <u>1140</u>		Date: <u>8/29/11</u>	
Drilling Contractor: <u>PeneCore</u>		Sampling Methods: <u>Dual Tube</u>		Completed Time: <u>1150</u>		Date: ↓	
Drill Rig Type: <u>7 probe</u>		Driller's Name: <u>V. Ortega</u>		Backfilled Time: <u>1200</u>		Date: ↓	

Sampler Depth	Sampler Type	In. Driven	In. Recovered	PID / FID	Time	Sample No.	Sample ID	Depth in Feet	USCS Name	
		60	30				J22-0.6	0	C	5.5" concrete core
								1		
								2	SM/ML	SM/ML, 2.5V 3/1, black, odor strong, angular gravel to 0.5" diameter from 1' to 1.5', moist (10, 40, 50) gravel decreases with depth soft to medium stiff
								3		no recovery 2.5'-5.0' @ 2.0' 2" diam serpentine cobble
								4	NR	
								5		
		60	60				J22-5.0	6	ML	Silt, dark brown, rubbery texture, saturated, varied fill material including brick fragments, paint waste @ 6.8'
								7		@ 6.8' to 7' solid reeds, transition to Bay Mud
								8	ML	Bay mud, gley with mottling, oxide streaking at 10' to 11'. up to 15% sand, very fine. Abundant Nodules @ 11.5', up to 1cm diameter, stiff, wet
							J22-8.6	9		
								10		
		24	24					11		
								12		
								13		Total Depth 12.0' Groundwater interface not identified
								14		
								15		

# IRIS ENVIRONMENTAL FIELD BORING LOG

Project: <u>Romic</u>		Contract No: <u>07-555C</u>		Boring No: <u>J23</u>		Total Depth: <u>12.0'</u>	
Project Mgr: <u>C. Alar</u>		Logged By: <u>A. Behrens</u>		Start Time: <u>1440</u>		Date: <u>8/29/11</u>	
Drilling Contractor: <u>PeneCore</u>		Sampling Methods: <u>Dual Tube</u>		Completed Time: <u>1450</u>		Date: ↓	
Drill Rig Type: <u>Geoprobe</u>		Driller's Name: <u>Y. Ortega</u>		Backfilled Time: <u>1530</u>		Date: ↓	

Sampler Depth	Sampler Type	In. Driven	In. Recovered	PID / FID	Time	Sample No.	Sample ID	Depth in Feet	USCS Name	
		60	48					0	C	27" concrete
								1		
								2		
				75			J23-2,3	3	ML/SM	5Y 2.5/1 black, damp to wet, strong odor waste material, very fine angular gravel (30,50,20)
				30				4		
		↓	0					5	NR	no recovery 4'-5'
		60	54				J23-5,0	6	SM	(30,50,20), perched, saturated, loose to medium dense, strong odor, black, very fine angular gravel
				200				7		
				2100				8		
				25				9	ML	ML, black with organics, strong odor, sharp contact wet
		↓	0				J23-9,0	10	NR	no recovery 9.5' to 10'
		24	24					11	ML	Bay Mud ML, 10% very fine sand, black, grades to gray/gley by 11', soft to medium stiff, slight mottling oxide stains, organic odor
				660				12		
		↓	↓	665				13		
								14		
								15		

PID BH - 6.7ppm  
BZ - 0ppm

Total Depth 12.0'  
Groundwater at 11.0'

# IRIS ENVIRONMENTAL FIELD BORING LOG

Project: <u>Romic</u>	Contract No: <u>07-555-C</u>	Boring No: <u>K19</u>	Total Depth: <u>8.0'</u>
Project Mgr: <u>C. Ajaer</u>	Logged By: <u>A. Behrens</u>	Start Time: <u>1630</u>	Date: <u>7/18/11</u>
Drilling Contractor: <u>Pure core</u>	Sampling Methods: <u>Dual Tube</u>	Completed Time: <u>1640</u>	Date: <u>7/18/11</u>
Drill Rig Type: <u>Geoprobe</u>	Driller's Name: <u>Y. Ortega</u>	Backfilled Time: <u>1645</u>	Date: <u>7/18/11</u>

Sampler Depth	Sampler Type	In. Driven	In. Recovered	PID / FID	Time	Sample No.	Sample ID	Depth in Feet	USCS Name	Notes
								0		Notes: PID in borehole = 115 ppm PID in breathing zone = 0.2 ppm
								1	Ⓢ	12" concrete.
				750	1645		K19-1.0	2	GM	SILTY GRAVEL (GM): heavy "hydrocarbon" sheen/black, slippery free-product (?) from 1.5-2.5'; at 2' rubbery layers; slimy; strong odor.
								3	ML	Transition to SILT (ML/MT): black; soft to medium stiff; some very fine sand; medium plasticity; copious rootlets.
								4	ML/MT	
				2,500				5		Lightens slightly to dark gray; moist; very soft; 20% very fine sand; slight plasticity; some oxidation mottling; some organics; strong odor.
				1,100				6		
				1,750	1655		K19-6.5	7		Gradual color change to olive gray (SY 4/2).
								8	ML	SANDY SILT (ML): very moist; sand fraction increases to 40%.
								9		
								10		
								11		
								12		
								13		
								14		
								15		TD @ 8.0'; no groundwater encountered.



# IRIS ENVIRONMENTAL FIELD BORING LOG

Project: <b>Romic</b>	Contract No: <b>07-555C</b>	Boring No: <b>K21</b>	Total Depth: <b>8.0'</b>
Project Mgr: <b>C Alger</b>	Logged By: <b>A Behrens</b>	Start Time: <b>1610</b>	Date: <b>7/18/11</b>
Drilling Contractor: <b>Renecore</b>	Sampling Methods: <b>Dual tube</b>	Completed Time: <b>1620</b>	Date: <b>↓</b>
Drill Rig Type: <b>Geoprobe</b>	Driller's Name: <b>Y. Ortega</b>	Backfilled Time: <b>1630</b>	Date: <b>↓</b>

Sampler Depth	Sampler Type	In. Driven	In. Recovered	PID / FID	Time	Sample No.	Sample ID	Depth in Feet	USCS Name	Description
								0	Ⓢ	6" concrete core, 0" fill
							K21-0.5	1	ML	Blk ML w/ sand and v. fine gravel green staining 1-1.5'
								2	ML	6" brown/oxidized much odor
									GP	2" very odd pinkish white soupy waste sludge
							K21-3.0	3	SM	saturated v.f. gravel 1" right below then grades to blk brn ML/SM some root castes, plastic color A to blk, stiff by 4.5', slight oxidation spots
								4	ML	
								5		
								6		
							K21-6.0	7	ML	2.5 x 3/2 ML med. soft, some v.f. sand oxidation spotting
								8	MH	softer and grayer and more moist w/ depth 2.5 x 4/2 ML/MH
								9		
								10		
								11		
								12		
								13		
								14		
								15		

TD - 8.0', NO GW







# IRIS ENVIRONMENTAL FIELD BORING LOG

Project: <u>Romic</u>		Contract No: <u>07-555C</u>		Boring No: <u>K27</u>		Total Depth: <u>10.0'</u>	
Project Mgr: <u>C. Alger</u>		Logged By: <u>A. Behrens</u>		Start Time: <u>0920</u>		Date: <u>7/26/11</u>	
Drilling Contractor: <u>PeneCore</u>		Sampling Methods: <u>Dual Tube</u>		Completed Time: <u>0930</u>		Date: ↓	
Drill Rig Type: <u>Geoprobe</u>		Driller's Name: <u>J. Ortega</u>		Backfilled Time: <u>0945</u>		Date: ↓	

Sampler Depth	Sampler Type	In. Driven	In. Recovered	PID / FID	Time	Sample No.	Sample ID	Depth in Feet	USCS Name	
		12	12		0945			0	C	5" concrete core, 1" fill - pea gravel
							K27-0.5	1		GM gravel/sand with fines, dry, odor, medium dense, heavy turquoise staining, grades to black matrix with slight staining, very fine gravel, very fine sand, fill material, angular serpentinite cobbles 1"-diameter @ 2.5',
				11.7				2		
								3		
				67.5	0955		K27-3.0	4		2.5' 3/2 with fine, serpentine gravel - trace 1" reeds/grass layer, organic @ 4.5'
				420				5	SM/ML	SM/ML with 10% very fine angular gravel, 10YR 3/3 mottled, color of gravel varied, oxidized
				192				6		SM silty fine to medium sand, damp, strong odor, turquoise stains
					1,000		K27-6.0	7	ML	
				60				8	ML	6.6' Bay Mud, dark grey to black and gley, organic, 100% fines
				195				9		@ 8.0' 3" abundant organic material - grass and reeds
								10		@ 8.3' becomes stiff, black
								11		TD-10.0'
								12		Groundwater encountered at 7.0'
								13		
								14		
								15		

# IRIS ENVIRONMENTAL FIELD BORING LOG

Project: <u>Romic</u>		Contract No: <u>07-555C</u>		Boring No: <u>KK26</u>		Total Depth: <u>15.0'</u>	
Project Mgr: <u>C. Alaer</u>		Logged By: <u>A. Behrens</u>		Start Time: <u>1345</u>		Date: <u>7/25/11</u>	
Drilling Contractor: <u>PeneCore</u>		Sampling Methods: <u>Dual Tube</u>		Completed Time: <u>1355</u>		Date: ↓	
Drill Rig Type: <u>Geoprobe</u>		Driller's Name: <u>Y. Ortega</u>		Backfilled Time:		Date: ↓	

Sampler Depth	Sampler Type	In. Driven	In. Recovered	PID / FID	Time	Sample No.	Sample ID	Depth in Feet	USCS Name	
		FULL TO Total Depth		0.0	1420		KK26-0.1	0	GP	2" gravel - Grass surface dry, loose to dense, sand/gravel mix, no odor
								1		
				0.0	1425		KK26-2.6	2	ML	ML with very fine sand ~20%, sharp contact, hard, dark black/brown, no odor, trace fine gravel  medium stiff to soft 10YR 3/2
								3		
				0.0				4		
		↓	↓					5		
				0.0	1430		KK26-5.6	6	SH ML	increasing sand and moisture, Mottled coloration in capillary zone no sheen or odor in groundwater SM grades to SW by 9.0'
								7		
					1500		KK26-GW	8		
				0.0				9		
		↓	↓					10	SP	loose, varying fines content to 14.0'
								11		
								12		
								13	SW	SW with gravel to 0.75" diameter
								14	SP	
		↓	↓					15	ML	Bay Mud, soft, saturated, organic odor

TD-15'  
Groundwater encountered at 6.5'

# IRIS ENVIRONMENTAL FIELD BORING LOG

Project: <u>Romic</u>		Contract No: <u>07-555C</u>		Boring No: <u>Kk23</u>		Total Depth: <u>15.0</u>	
Project Mgr: <u>C. Alger</u>		Logged By: <u>A. Behrens</u>		Start Time: <u>0930</u>		Date: <u>7/25/11</u>	
Drilling Contractor: <u>Pencore</u>		Sampling Methods: <u>Dual Tube</u>		Completed Time: <u>0945</u>		Date: ↓	
Drill Rig Type: <u>Geoprobe</u>		Driller's Name: <u>Y. Ortega</u>		Backfilled Time: <u>1315</u>		Date: ↓	

Sampler Depth	Sampler Type	In. Driven	In. Recovered	PID / FID	Time	Sample No.	Sample ID	Depth in Feet	USCS Name	Description
		60			0955		Kk23-0.2	0	GP	Grass surface 0.2' gravel fill
				0.0				1	GM	Sand gravel mix, dry, loose, cobbles to 1.5" diameter (granitic/Quartz)
					0950		Kk23-2.7	2	ML	Sharp contact to ML, stiff, dry, black 20% very fine sand
				0.0				3		increasing softness, moisture, and sand
		60			1115		Kk23-GW	5	SW/GW	saturated SW/GW @ 4.5' to 13'
								6		
								7		
								8		
								9		
		60						10		
								11		
								12		
								13		
								14	ML/HH	Silt, M/ML, 2.5 γ 3/3, soft, saturated, some clay medium plasticity, trace very fine sand
								15		

TD-15'0  
Gw encounter at 4.5'

# IRIS ENVIRONMENTAL FIELD BORING LOG

Project: <u>Romil</u>	Contract No: <u>07-555C</u>	Boring No: <u>L6</u>	Total Depth: <u>8.0'</u>
Project Mgr: <u>C. Alger</u>	Logged By: <u>A. Behrens</u>	Start Time: <u>1505</u>	Date: <u>7/13/11</u>
Drilling Contractor: <u>Penecore</u>	Sampling Methods: <u>Dual Tube</u>	Completed Time: <u>1515</u>	Date: <u>↓</u>
Drill Rig Type: <u>Geoprobe</u>	Driller's Name: <u>Y. Ortega</u>	Backfilled Time: <u>1530</u>	Date: <u>↓</u>

Sampler Depth	Sampler Type	In. Driven	In. Recovered	PID / FID	Time	Sample No.	Sample ID	Depth in Feet	USCS Name	Description
								0	Ⓢ	7" concrete
								1		3" med. sand fill
				0.0	1535		L6-0.9	1.5	SP	clean SP SY 6/2 loose damp no odor
								2		
								3		distinct turquoise coloration (same lith. as above)
				0.0	1540		L6-34	3.5		chunk of fibrous (unnatural) material @ 2.5'
								4		
		▽	▽					5	ML	@ 4' sharp contact w/ black very organic soft moist to very moist ML
				0.5				6		
					1545		L6-6.4	6.5		black moist soft ML until 7.5'
								7		
		▽	▽					8	SM	gradual color Δ to SY 4/1 very soft SM
				0.2				8.0		
								9		TD - 8.0'
								10		
								11		
								12		
								13		
								14		
								15		

# IRIS ENVIRONMENTAL FIELD BORING LOG

Project: <b>Romic</b>	Contract No: <b>07-555C</b>	Boring No: <b>L7</b>	Total Depth: <b>8.0'</b>
Project Mgr: <b>C. Alger</b>	Logged By: <b>A. Behrens</b>	Start Time: <b>1550</b>	Date: <b>7/13/11</b>
Drilling Contractor: <b>Penecore</b>	Sampling Methods: <b>Dual Tube</b>	Completed Time: <b>1600</b>	Date: <b>↓</b>
Drill Rig Type: <b>Geoprobe</b>	Driller's Name: <b>Y. Ortega</b>	Backfilled Time: <b>1610</b>	Date: <b>↓</b>

Sampler Depth	Sampler Type	In. Driven	In. Recovered	PID / FID	Time	Sample No.	Sample ID	Depth in Feet	USCS Name
								0	⊙ 8" core 0" fill
				1.0				1	SP 2.5Y 3/2 <u>SP</u> clean brown sand loose damp
								2	SM Sharp contact @ 1.5' to SM (same color)
								3	wood/fiber @ 2.5'
				12.8	1600		L7-3.2	4	SM/ML grades to black 2.5Y 2.5/1 ML/SM v. stiff sl. damp
								5	soft to med. stiff black SM/ML
				0.5				6	
					1600		L7-6.2	7	
								8	SM 7'-8' more sand to SM, oxid. staining, v. moist some coarse sand intermixed semi-plastic
				0.1				9	
								10	
								11	
								12	
								13	
								14	
								15	

TD - 8.0' NO GW

# IRIS ENVIRONMENTAL FIELD BORING LOG

Project: <i>Romic</i>	Contract No: <i>07-555C</i>	Boring No: <i>L20</i>	Total Depth: <i>8.0'</i>
Project Mgr: <i>C. Ager</i>	Logged By: <i>A. Behrens</i>	Start Time: <i>1040</i>	Date: <i>7/20/11</i>
Drilling Contractor: <i>Penccore</i>	Sampling Methods: <i>Dual Tube</i>	Completed Time: <i>1050</i>	Date: <i>7/20/11</i>
Drill Rig Type: <i>Geoprobe</i>	Driller's Name: <i>Y. Ortega</i>	Backfilled Time: <i>1100</i>	Date: <i>7/20/11</i>

Sampler Depth	Sampler Type	In. Driven	In. Recovered	PID / FID	Time	Sample No.	Sample ID	Depth in Feet	USCS Name	Description
					<i>1055</i>			0	<i>Ⓢ</i>	<i>7" concrete; 1" gravel fill (GP).</i>
				<i>2500</i>			<i>L20-0.7</i>	1	<i>GM</i>	<i>SANDY GRAVEL (GM): dark brown (7.5YR 3/3); fine angular gravel; wet.</i>
								2		<i>Rubber (?) sheet and odorous material (1" @ 2.0')</i>
				<i>450</i>	<i>1100</i>		<i>L20-3.2</i>	3	<i>ML</i>	<i>SILT (ML): black; dry; medium soft but stiffens with depth; odor; 2" piece of amber glass @ 2.6'.</i>
				<i>55</i>				5		<i>Some very fine sand; damp to moist; gradual color change to black (2.5Y 2.5/1), then to olive brown (2.5Y 4/3)</i>
				<i>7.5</i>	<i>1105</i>		<i>L20-6.2</i>	7	<i>MH</i>	<i>SILT (MH): mottled colors; moist; soft to stiff; oxidation coloration; plastic; no sand; slight odor.</i>
								8		<i>TD @ 8.0'; groundwater not encountered.</i>
								9		
								10		
								11		
								12		
								13		
								14		
								15		

Note: PID in borehole: *98 ppm*  
 PID in breathing zone: *0.0 ppm*

# IRIS ENVIRONMENTAL FIELD BORING LOG

Project: <u>Romic</u>		Contract No: <u>07-555C</u>		Boring No: <u>L23</u>		Total Depth: <u>8.0'</u>	
Project Mgr: <u>C. Alger</u>		Logged By: <u>A. Behrens</u>		Start Time: <u>1100</u>		Date: <u>7/20/11</u>	
Drilling Contractor: <u>Pencore</u>		Sampling Methods: <u>Dual Tube</u>		Completed Time: <u>1110</u>		Date: <u>7/20/11</u>	
Drill Rig Type: <u>Geoprobe</u>		Driller's Name: <u>Y. Ortega</u>		Backfilled Time: <u>1125</u>		Date: <u>7/20/11</u>	

Sampler Depth	Sampler Type	In. Driven	In. Recovered	PID/FID	Time	Sample No.	Sample ID	Depth in Feet	USCS Name	Notes
								0	GP	3.5" concrete; 2.5" gravel fill (GP).
							L23-0.5	1	GM	SANDY GRAVEL with fines (GM); dark olive gray (5Y 3/2); wet; fine angular gravel; slight odor and odor decreasing with depth.
				5.8				2		
							L23-3.0	3	ML	SILT (ML); black; damp; soft; 10% very fine sand; copious rootlets; moderate odor; top 6" of section not oxidized.
								4		
								5	NR	Very stiff to hard. No recovery (4.5-5.0').
				3.3				6	ML	Color change to very dark gray (5Y 3/1); damp; soft; some very fine sand; oxidation mottling from 5.5' to 7.5'.
							L23-6.0	7		Some organic plant material.
				10.2				8	MH	SILT (MH); gray; soft; plastic.
								9		
								10		
								11		
								12		
								13		
								14		
								15		

Note: PID in borehole: 5.2ppm  
PID in breathing zone: 0.0ppm

TD @ 8.0'; no groundwater encountered.





# IRIS ENVIRONMENTAL FIELD BORING LOG

Project: <b>Romic</b>	Contract No: <b>07-555C</b>	Boring No: <b>M5</b>	Total Depth: <b>8.0'</b>
Project Mgr: <b>C. Alger</b>	Logged By: <b>A. Behrens</b>	Start Time: <b>1440</b>	Date: <b>7/13/11</b>
Drilling Contractor: <b>Penelope</b>	Sampling Methods: <b>Dual Tube</b>	Completed Time: <b>1450</b>	Date: <b>↓</b>
Drill Rig Type: <b>Geoprobe</b>	Driller's Name: <b>V. Ortega</b>	Backfilled Time: <b>1500</b>	Date: <b>↓</b>

Sampler Depth	Sampler Type	In. Driven	In. Recovered	PID / FID	Time	Sample No.	Sample ID	Depth in Feet	USCS Name
					1455		M5-0.7	0	Ⓢ 7" core, 1" fine peagravel
				0.0				1	SM Black SM w/ angular gravel dry v. dense to 2'
				0.0	1500		M5-3.2	3	GW 2'-2.2' gravel chunks to 2" dia light gray grades back to hard black SM increasing fines w/ depth
				0.0				5	SP 4" sand lens SP med. grained @ 4.5'-4.7'
				0.0	1500		M5-6.2	6	coarse SP lense @ 5.2'-5.4' moist
				0.0				7	SM/ML soft black ML/SM 6'-8' no odor
								8	lighten Δ gradual to SY 3/2 some oxidation 6.5'-8'
								10	TD- 8.0 NO GW

# IRIS ENVIRONMENTAL FIELD BORING LOG

Project: <i>Romic</i>		Contract No: <i>07-555C</i>		Boring No: <i>M19</i>		Total Depth: <i>8.0'</i>	
Project Mgr: <i>C. Alger</i>		Logged By: <i>A. Behrens</i>		Start Time: <i>0900</i>		Date: <i>7/20/11</i>	
Drilling Contractor: <i>Penciore</i>		Sampling Methods: <i>Dual Tube</i>		Completed Time: <i>0910</i>		Date: <i>7/20/11</i>	
Drill Rig Type: <i>Geoprobe</i>		Driller's Name: <i>Y. Ortega</i>		Backfilled Time: <i>0940</i>		Date: <i>7/20/11</i>	

Sampler Depth	Sampler Type	In. Driven	In. Recovered	PID / FID	Time	Sample No.	Sample ID	Depth in Feet	USCS Name	Notes
					<i>0915</i>		<i>M19-0.5</i>	<i>0</i>	<i>(C)</i>	<i>6" concrete; no fill.</i>
				<i>695</i>				<i>1</i>	<i>GM</i>	<i>SANDY GRAVEL with fines (GM): dark olive gray (5Y 3/2); wet; fine gravel.</i>
				<i>1170</i>			<i>M19-3.0</i>	<i>3</i>		<i>Color change to brown; strong green staining; moist.</i>
					<i>0920</i>			<i>4</i>		<i>SANDY SILT (ML): black; dry to damp; stiff; very fine sand; odor.</i>
		▼	▼	<i>127</i>				<i>5</i>	<i>ML</i>	<i>Color change to very dark greenish gray (GLAY 1 5GY 3/1); soft; some oxidation (4-6'); odor.</i>
							<i>M19-6.0</i>	<i>6</i>		<i>SILTY SAND to SANDY SILT (SM/ML): mottled colors; occasional rounded gravel to 1" diameter; occasional rootlets and pieces of organic material; odor.</i>
				<i>16</i>	<i>0925</i>			<i>7</i>	<i>SM/ML</i>	
		▼	▼	<i>53</i>				<i>8</i>		<i>Increasing sand fraction; moist to wet at 8.0'</i>
								<i>9</i>		<i>TD @ 8.0'; no groundwater encountered.</i>
								<i>10</i>		
								<i>11</i>		
								<i>12</i>		
								<i>13</i>		
								<i>14</i>		
								<i>15</i>		



# IRIS ENVIRONMENTAL FIELD BORING LOG

Project: <i>Romic</i>		Contract No: <i>07-555C</i>		Boring No: <i>M2A</i>		Total Depth: <i>8.0'</i>	
Project Mgr: <i>C. Alger</i>		Logged By: <i>A. Behrens</i>		Start Time: <i>1350</i>		Date: <i>7/20/11</i>	
Drilling Contractor: <i>Penncore</i>		Sampling Methods: <i>Dual Tube</i>		Completed Time: <i>1400</i>		Date: <i>7/20/11</i>	
Drill Rig Type: <i>Geoprobe</i>		Driller's Name: <i>Y. Ortega</i>		Backfilled Time: <i>1420</i>		Date: <i>7/20/11</i>	

Sampler Depth	Sampler Type	In. Driven	In. Recovered	PID / FID	Time	Sample No.	Sample ID	Depth in Feet	USCS Name	Notes
								0	(A) GP	3" asphalt 3" gravel fill.
				49				1	GM	SANDY GRAVEL with fines (GM): dark brown (7.5YR 3/3); wet; loose; fine angular gravel.
								2	GM	Bright green/blue staining; odor.
					1400		M2A-3.0	3		
								4	ML	SILT (ML): black; soft to medium stiff and increasing stiffness with depth; 10-20% very fine sand; rootlets; oily sheen from 3-4'.
				185				5		
				1.0				6	ML /SM	SANDY SILT to SILTY SAND (ML/SM): gray; very soft; very fine sand; color mottling increases with depth; slight odor.
					1405		M2A-6.0	7		Increasing sand fraction; moist to wet.
				0.3				8	MH	SILT (MH): gray with mottled colors; soft; trace sand; slight odor.
								9		TD @ 8.0'; no groundwater encountered.
								10		
								11		
								12		
								13		
								14		
								15		

# IRIS ENVIRONMENTAL FIELD BORING LOG

Project: <u>Romic</u>	Contract No: <u>07-555C</u>	Boring No: <u>N6</u>	Total Depth: <u>8.0'</u>
Project Mgr: <u>C. Alger</u>	Logged By: <u>A. Behrens</u>	Start Time: <u>1245</u>	Date: <u>7/13/11</u>
Drilling Contractor: <u>Penecore</u>	Sampling Methods: <u>Dual tube</u>	Completed Time: <u>1255</u>	Date: <u>↓</u>
Drill Rig Type: <u>Geoprobe</u>	Driller's Name: <u>V. Ortega</u>	Backfilled Time: <u>1315</u>	Date: <u>↓</u>

Sampler Depth	Sampler Type	In. Driven	In. Recovered	PID / FID	Time	Sample No.	Sample ID	Depth in Feet	USCS Name	Description
								0	Ⓢ	7" core 3" gravel fill
								1	GP	
					1300		N6-0.8	1.2	SM/ GM	5Y 2.5/1 Blk. sand/gravel dry angular
								2	SP	lens SP med. gr. damp Gley 1 4/5G
									GP	
								3		loose some odor
					1310		N6-3.3		SM/ ML	serpentine gravel chunks below
								4		Black ML/SM (same as other borings) by 3.5' v.f. sand
								5		
								6		
					1315		N6-6.3			soften slightly lighter, slightly coarser sand fraction but not much 2.5Y 3/1 @ 6' for 8" more gray and harder below
								7		
								8		
								9		TD-8.0' NO GW
								10		
								11		
								12		
								13		
								14		
								15		

# IRIS ENVIRONMENTAL FIELD BORING LOG

Project: <i>Romic</i>	Contract No: <i>07-555C</i>	Boring No: <i>N7 / MN 7,8</i>	Total Depth: <i>8.0'</i>
Project Mgr: <i>C. Alger</i>	Logged By: <i>A. Behrens</i>	Start Time: <i>1525</i>	Date: <i>7/19/11</i>
Drilling Contractor: <i>PeneCore</i>	Sampling Methods: <i>Dual Tube</i>	Completed Time: <i>1535</i>	Date: <i>7/19/11</i>
Drill Rig Type: <i>GeoProbe</i>	Driller's Name: <i>Y. Ortega</i>	Backfilled Time: <i>1545</i>	Date: <i>7/19/11</i>

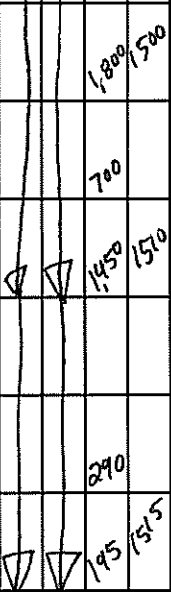
Sampler Depth	Sampler Type	In. Driven	In. Recovered	PID / FID	Time	Sample No.	Sample ID	Depth in Feet	USCS Name	Description
				<i>4,300</i>	<i>1540</i>		<i>N7-0.3</i>	<i>0</i>	<i>ML</i>	<i>CONCRETE</i>
								<i>1</i>	<i>ML</i>	<i>SILT black, moist, soft, rootlets, very organic, strong odor, semi plastic</i>
				<i>250</i>	<i>1545</i>		<i>N7-2.8</i>	<i>3</i>		
								<i>4</i>		
				<i>61</i>				<i>5</i>	<i>NR</i>	<i>NO RECOVERY</i>
					<i>1550</i>		<i>N7-5.8</i>	<i>6</i>	<i>ML</i>	<i>SILT dark grey, soft, wet by 6.5' bgs</i>
								<i>7</i>	<i>∇</i>	
				<i>151</i>				<i>8</i>	<i>SM</i>	<i>SILTY SAND wet, fine-grained, strong odor</i>
								<i>9</i>		<i>TD 8.0' GW @ 7.0'</i>
								<i>10</i>		
								<i>11</i>		
								<i>12</i>		
								<i>13</i>		
								<i>14</i>		
								<i>15</i>		

# IRIS ENVIRONMENTAL FIELD BORING LOG

Project: <b>Romic</b>	Contract No: <b>07-555C</b>	Boring No: <b>N17</b>	Total Depth: <b>8.0'</b>
Project Mgr: <b>C. Alger</b>	Logged By: <b>A. Behrens</b>	Start Time: <b>1430</b>	Date: <b>7/15/11</b>
Drilling Contractor:	Sampling Methods: <b>Dual tube</b>	Completed Time: <b>1440</b>	Date: <b>↓</b>
Drill Rig Type: <b>Geoprobe</b>	Driller's Name: <b>Y. Ortega</b>	Backfilled Time: <b>1545</b>	Date: <b>↓</b>

Sampler Depth	Sampler Type	In. Driven	In. Recovered	PID / FID	Time	Sample No.	Sample ID	Depth in Feet	USCS Name	Description
								0	⊙	19" concrete core, 0" fill
								1		
								2	SM	blue green med. sand w/ fines to fine gravel damp, semi-dense, no odor, reduced
							N17-2.0	3		
								4	ML	Black ML damp stiff to v. stiff some root castes, strong odor
							N17-4.0	5		
								6		4-8' slow color change black to (5Y 4/2) ML f. to v.f. sand 30-40% med. stiff to soft strong odor
								7		slight oxidation mottling 7-8'
							N17-7.0	8		moist, slight plasticity
								9		
								10		
								11		
								12		
								13		
								14		
								15		

PID: 104.0 ppm @ BH  
0.6 ppm @ BZ



TD- 8.0', NO GW

# IRIS ENVIRONMENTAL FIELD BORING LOG

Project: <i>Romic</i>		Contract No: <i>07-555C</i>		Boring No: <i>N18</i>		Total Depth: <i>8.0'</i>	
Project Mgr: <i>C. Algr</i>		Logged By: <i>A. Behrens</i>		Start Time: <i>0750</i>		Date: <i>07/20/11</i>	
Drilling Contractor: <i>Pene Lore</i>		Sampling Methods: <i>Dual Tube</i>		Completed Time: <i>0810</i>		Date: ↓	
Drill Rig Type: <i>GeoProbe</i>		Driller's Name: <i>Y. Ortega</i>		Backfilled Time: <i>0830</i>		Date: ↓	

Sampler Depth	Sampler Type	In. Driven	In. Recovered	PID / FID	Time	Sample No.	Sample ID	Depth in Feet	USCS Name	
								0		PID 220 ppm in BH 0.2 ppm in BE
								1	GM	Concrete
				1250				2	ML	SILTY GRAVEL w/ SAND wet w/ surface H <sub>2</sub> O, odor dk olive gray (SY 3/2), green staining
								3		SILT black, stiff, dry to damp, odor, roots present, softens with depth
				2500				4		
								5		
				225				6	SM	SILTY SAND dk grey, moist to very moist, very fine sand, very soft, odor
								7		increased sand, fine sand, wet
				280				8		
								9		TD @ 8.0' No fw, but wet spots
								10		
								11		
								12		
								13		
								14		
								15		



# IRIS ENVIRONMENTAL FIELD BORING LOG

Project: <i>Romic</i>		Contract No: <i>07-555C</i>		Boring No: <i>N 19</i>		Total Depth: <i>8.0'</i>	
Project Mgr: <i>C. Alger</i>		Logged By: <i>A Behrens</i>		Start Time: <i>0825</i>		Date: <i>07/20/11</i>	
Drilling Contractor: <i>Penelore</i>		Sampling Methods: <i>Oval Tube</i>		Completed Time: <i>0840</i>		Date: ↓	
Drill Rig Type: <i>GeoProbe</i>		Driller's Name: <i>Y. Ortega</i>		Backfilled Time: <i>0900</i>		Date: ↓	

Sampler Depth	Sampler Type	In. Driven	In. Recovered	PID / FID	Time	Sample No.	Sample ID	Depth in Feet	USCS Name	Notes
					<i>0845</i>			0		<i>Concrete</i>
				<i>2,000</i>			<i>N19-0.5</i>	1	<i>GM</i>	<i>SILTY GRAVEL w/ SAND dark brown, wet from surface H<sub>2</sub>O, green staining</i>
								2		
				<i>3,500</i>	<i>0855</i>		<i>N19-3.0</i>	3	<i>ML</i>	<i>SILT black, dry, stiff, odor, trace v. fine sand</i>
								4		
								5	<i>SM</i>	<i>SILTY SAND dk grey, moist, soft, trace v. fine gravel, strong odor, oxidized mottling colors.</i>
				<i>175</i>				6		
					<i>0900</i>		<i>N19-6.0</i>	7		
				<i>142</i>				8		<i>increased sand</i>
								9		<i>TD @ 8.0', NO GW</i>
								10		
								11		
								12		
								13		
								14		
								15		

# IRIS ENVIRONMENTAL FIELD BORING LOG

Project: <i>Romic</i>	Contract No: <i>07-555C</i>	Boring No: <i>N20</i>	Total Depth: <i>8.0'</i>
Project Mgr: <i>C. Aiger</i>	Logged By: <i>A. Behrens</i>	Start Time: <i>0935</i>	Date: <i>7/20/11</i>
Drilling Contractor: <i>Pencore</i>	Sampling Methods: <i>Dual Tube</i>	Completed Time: <i>0945</i>	Date: <i>7/20/11</i>
Drill Rig Type: <i>Geoprobe</i>	Driller's Name: <i>Y. Ortega</i>	Backfilled Time: <i>0955</i>	Date: <i>7/20/11</i>

Sampler Depth	Sampler Type	In. Driven	In. Recovered	PID / FID	Time	Sample No.	Sample ID	Depth in Feet	USCS Name	Notes
					<i>0945</i>			0	<i>Ⓢ</i>	<i>Note: PID in borehole: 250ppm PID in breathing zone: 0.0ppm</i>
							<i>N20-0.5</i>	1	<i>GM</i>	<i>6" concrete; no fill.</i>
				<i>490</i>				2	<i>GM</i>	<i>SANDY GRAVEL (GM); dark brown (7.5 YR 3/3); fine angular gravel; strong green staining (1.1-1.7').</i>
								3		<i>SANDY SILT (ML); dark brown (7.5 YR 3/3) to black at 2.6'; dry to damp; stiff; some very fine sand; rootlets but no oxidation.</i>
				<i>55</i>	<i>0950</i>		<i>N20-3.0</i>	4	<i>ML</i>	
								5		
				<i>13.5</i>				6	<i>SM/ML</i>	<i>Color change to very dark gray (5Y 3/1); softens with depth.</i>
							<i>N20-6.0</i>	7	<i>SM/ML</i>	<i>SANDY SILT to SILTY SAND (ML/SM); very dark greenish gray (GLEY 1 5GY 3/1); moist to very moist; some oxidation mottling.</i>
				<i>17.0</i>				8		
								9		
								10		
								11		
								12		
								13		
								14		
								15		

# IRIS ENVIRONMENTAL FIELD BORING LOG

Project: <i>Romic</i>		Contract No: <i>07-555C</i>		Boring No: <i>N21</i>		Total Depth: <i>8.0'</i>	
Project Mgr: <i>C. Alger</i>		Logged By: <i>A. Behrens</i>		Start Time: <i>1000</i>		Date: <i>7/20/11</i>	
Drilling Contractor: <i>Pencore</i>		Sampling Methods: <i>Dual Tube</i>		Completed Time: <i>1018</i>		Date: <i>7/20/11</i>	
Drill Rig Type: <i>Acoprobe</i>		Driller's Name: <i>Y. Ortega</i>		Backfilled Time: <i>1030</i>		Date: <i>7/20/11</i>	

Sampler Depth	Sampler Type	In. Driven	In. Recovered	PID / FID	Time	Sample No.	Sample ID	Depth in Feet	USCS Name	Notes
								0	Ⓢ	8" concrete.
								1	SP	4" SAND (SP) (fill): olive gray (5Y 4/2); medium sand; clean; wet.
				723	1030		N21-1.0	2	GM	SANDY GRAVEL (GM): dark brown (7.5YR 3/3); fine angular gravel.
								3		1" lense of sticky, black, viscous liquid in pores. Green staining 4" above contact at 3.0'.
		▽	▽		1035		N21-3.5	4	ML	SANDY SILT (ML): black; damp; stiff to very stiff; very fine sand; some odor.
				13.0	101			5		
								6		Gradual color change to dark gray (5Y 4/1); moist; soft; increasing sand fraction; slight plasticity.
					1645		N21-6.5	7	SM	SILTY SAND (SM): dark gray (5Y 4/1); wet; oxidation mottling.
		▽	▽	3.7				8	ML/MH	SILT (ML/MH): olive (5Y 4/3); soft; very fine sand; sticky; oxidation mottling.
								9		TD @ 8.0'; first groundwater encountered at 6.5'.
								10		
								11		
								12		
								13		
								14		
								15		

# IRIS ENVIRONMENTAL FIELD BORING LOG

Project: <b>Romic</b>		Contract No: <b>07-555C</b>		Boring No: <b>N25</b>		Total Depth: <b>8.0'</b>	
Project Mgr: <b>C. Alger</b>		Logged By: <b>A. Behrens</b>		Start Time: <b>0910</b>		Date: <b>7/22/11</b>	
Drilling Contractor: <b>Penecore</b>		Sampling Methods: <b>Dual Tube</b>		Completed Time: <b>0920</b>		Date: ↓	
Drill Rig Type: <b>Geoprobe</b>		Driller's Name: <b>Y. Ortega</b>		Backfilled Time: <b>0930</b>		Date: ↓	

Sampler Depth	Sampler Type	In. Driven	In. Recovered	PID / FID	Time	Sample No.	Sample ID	Depth in Feet	USCS Name	
		FULL						0	C	3.5" Concrete
		TD						1	GP	7.5" fill gravel and sand, loose, dry
				5.6	0945		N25-0.9	2	ML	silt, with very fine sand, black
				6.2				3		increased clay with depth, increased softness
								4		Some odor, dry
				2.5			N25-4.9	5	CL	5 1/3, oxidation starts at ~4.5'
		↓	↓		0940			5z		@ 4.9' saturated
				2.7				6	sc	5'-7.5' CL/sc, oxidized, very fine to fine sand, loose to medium dense, saturated, oxide stains
				0.5				7		reduction stains mottled
								8	CL	clay, trace sand, damp, no odor
		↓	↓	6.7				9		TD- 8.0
								10		GW encountered at 4.9'
								11		
								12		
								13		
								14		
								15		

PID- 72ppm BH  
0.0ppm BZ

# IRIS ENVIRONMENTAL FIELD BORING LOG

Project: <b>Romic</b>		Contract No: <b>07-555C</b>		Boring No: <b>N26</b>		Total Depth: <b>9.0'</b>	
Project Mgr: <b>C. Alger</b>		Logged By: <b>A. Behrens</b>		Start Time: <b>0900</b>		Date: <b>7/26/11</b>	
Drilling Contractor: <b>PeneCore</b>		Sampling Methods: <b>Dual Tube</b>		Completed Time: <b>0910</b>		Date: ↓	
Drill Rig Type: <b>Climber</b>		Driller's Name: <b>Y. Ortega</b>		Backfilled Time:		Date: ↓	

Sampler Depth	Sampler Type	In. Driven	In. Recovered	PID / FID	Time	Sample No.	Sample ID	Depth in Feet	USCS Name	
		12	12					0	C	6.5" core
								1	GP	5.5" fill - dry, loose, sand and gravel
				7.5				2	GM	gravel and sand mixed with fines, strong turquoise solvent stains, odor, surface H <sub>2</sub> O saturation
								3		
								4	ML	ML, sharp contact, black, soft, moist, some organics (roots), very fine sand 20%
		12	0	102	0915		N26-3.5	4		
								5	NR	no recovery
								6	SM/ML	SM/ML, 50% very fine sand, 50% silt, soft to loose, 5Y 4/2 mottled, wet, slight odor
				17.1	0925		N26-6.5	6		
								7		saturated @ 7.0'
								8		
								9		grades to ML with very fine sand, nodules present, soft, wet
								10		TD- 9.0' Groundwater encountered at 7.0'
								11		
								12		
								13		
								14		
								15		

PID 10.9ppm BH  
0.0ppm BZ

# IRIS ENVIRONMENTAL FIELD BORING LOG

Project: <i>Romic</i>		Contract No: <i>07-555-C</i>		Boring No: <i>Nn23</i>		Total Depth: <i>8.0'</i>	
Project Mgr: <i>C. Alger</i>		Logged By: <i>A. Behrens</i>		Start Time: <i>1220</i>		Date: <i>7/18/11</i>	
Drilling Contractor: <i>Penecore</i>		Sampling Methods: <i>Dual Tube</i>		Completed Time: <i>1230</i>		Date: <i>7/18/11</i>	
Drill Rig Type: <i>Geo Probe</i>		Driller's Name: <i>Y. Ortega</i>		Backfilled Time: <i>1240</i>		Date: <i>7/18/11</i>	

Sampler Depth	Sampler Type	In. Driven	In. Recovered	PID / FID	Time	Sample No.	Sample ID	Depth in Feet	USCS Name	Description
					1240		Nn23-0.0	0	GM	GRAVEL with sand + fines (GM): brown; dry; loose; some organics.
					1245		Nn23-2.5	3	ML	SANDY SILT (ML): dark brown; dry; hard to very stiff; no odor.
					1255		Nn23-5.5	6	SM / ML	SANDY SILT to SILTY SAND (ML/SM): olive brown (2.5 y 4/3); moist; soft; very fine to fine sand fraction increasing with depth; slight plasticity; mottling coloration; no odor.
								8		Moist to very moist; some very fine gravel. TD @ 8.0'; no groundwater encountered.
								9		
								10		
								11		
								12		
								13		
								14		
								15		

**IRIS ENVIRONMENTAL  
FIELD BORING LOG**

Project: <u>Romic</u>		Contract No: <u>07-555C</u>		Boring No: <u>Nn26</u>		Total Depth: <u>15'</u>			
Project Mgr: <u>C. Alger</u>		Logged By: <u>A. Behrens</u>		Start Time: <u>1145</u>		Date: <u>7/25/11</u>			
Drilling Contractor: <u>PeneCore</u>		Sampling Methods: <u>Dual Tube</u>		Completed Time: <u>1155</u>		Date: ↓			
Drill Rig Type: <u>Geoprobe</u>		Driller's Name: <u>Y. Ortega</u>		Backfilled Time: <u>1310</u>		Date: ↓			
Sampler Depth	Sampler Type	In. Driven	In. Recovered	PID / FID	Time	Sample No.	Sample ID	Depth in Feet	USCS Name
		Full		0.0	1155	Nn26-	0.0	0	ML MH
		Total						1	
		Depth						2	
		↓		0.0	1200	Nn26-	2.5	3	
		↓						4	
								5	SM SM
								6	
								7	
								8	
								9	
								10	SP
								11	
								12	
								13	ML
								14	
								15	

grass surface, no concrete or fill  
SM/ML fine sandy silt/silty sand, 7.5% 3/2 dry, stiff, no odor, some organic material, 20% fine gravel  
damp, more cohesive by 3.0'  
2.5% 4/4, soft; damp, no odor, even coloration

SM, increased sand, mottling, oxidation/reduction stains, moist  
@5.3' GW, sharp contact to SW with silt. medium sand to 6.0', saturated, loose, no odor  
@7' fine sand, occasional fine gravel-trace

10'-11.5' clean med sand, loose, with 20% fines  
silty sand with occasional 3" thick lenses. sand

@14' BayMud, dark gray, soft, saturated

TD - 15.0  
GW encountered at 5.3'

# IRIS ENVIRONMENTAL FIELD BORING LOG

Project: <b>Romic</b>	Contract No: <b>07-555C</b>	Boring No: <b>06</b>	Total Depth: <b>8.0'</b>
Project Mgr: <b>C. Alger</b>	Logged By: <b>A. Behrens</b>	Start Time: <b>1130</b>	Date: <b>7/13/11</b>
Drilling Contractor: <b>Penecore</b>	Sampling Methods: <b>Dual tube</b>	Completed Time: <b>1140</b>	Date: ↓
Drill Rig Type: <b>Geoprobe</b>	Driller's Name: <b>Y. Ortega</b>	Backfilled Time: <b>1300</b>	Date: ↓

Sampler Depth	Sampler Type	In. Driven	In. Recovered	PID / FID	Time	Sample No.	Sample ID	Depth in Feet	USCS Name	Description
								0	⊙	7" core 7 1.2'
								1	GP	7" gravel
				05	1145		06-1.2	2	SM / GM	Mixed sand, gravel until 3' some reduced turquoise coloration @ 2' (6" thick) right above 3" of large coarse gravel, white
								3		
								4	ML	hard black ML, dry, slight odor (solvent)
					119		06-3.7	5		increasing softness and moistness w/ depth
								6		gradual color Δ @ 7.5' to 5Y 3/2 dk ol. gray
								7		
				20.1	1155		06-6.7	8	SM	soft semi-plastic SM w/ fine sand no odor slightly damp some streaks of oxidation
								9		TD 8.0' NO GW
								10		
								11		
								12		
								13		
								14		
								15		





# IRIS ENVIRONMENTAL FIELD BORING LOG

Project: <i>Romic</i>	Contract No: <i>07-555-C</i>	Boring No: <i>017</i>	Total Depth: <i>8.0'</i>
Project Mgr: <i>C. Alger</i>	Logged By: <i>A. Behrens</i>	Start Time: <i>1505</i>	Date: <i>7/18/11</i>
Drilling Contractor: <i>Penecore</i>	Sampling Methods: <i>Dual Tube</i>	Completed Time: <i>1515</i>	Date: <i>7/18/11</i>
Drill Rig Type: <i>Genprobe</i>	Driller's Name: <i>Y. Ortega</i>	Backfilled Time: <i>1545</i>	Date: <i>7/18/11</i>

Sampler Depth	Sampler Type	In. Driven	In. Recovered	PID / FID	Time	Sample No.	Sample ID	Depth in Feet	USCS Name	Notes
								0	Ⓢ	5" concrete.
							017-0.6	1	SM	SILTY SAND with very fine gravel (SM): green; very moist; loose to medium dense.
				548				2		
				700			017-3.1	3	ML	SANDY SILT (ML): black; damp; stiff; very fine sand; rootlets from ~3.0 - 3.5'; strong odor.
					1540			4	ML	
		▽	▽					5	SM	SILTY SAND TO SANDY SILT (SM/ML): gray; moist; very fine sand; slight plasticity; strong odor.
							017-6.1	6	SM/ML	
					1550			7		
		▽	▽					8		Increasing sand fraction; medium dense to loose; quick dilatency; saturated by ~7.5'.
								9		TD @ 8.0'; groundwater encountered ~7.5'.
								10		
								11		
								12		
								13		
								14		
								15		

# IRIS ENVIRONMENTAL FIELD BORING LOG

Project: <u>Romic</u>	Contract No: <u>07-555C</u>	Boring No: <u>023</u>	Total Depth: <u>8.0'</u>
Project Mgr: <u>C. Alger</u>	Logged By: <u>A. Behrens</u>	Start Time: <u>0800</u>	Date: <u>7/22/11</u>
Drilling Contractor: <u>PeneCore</u>	Sampling Methods: <u>Dual Tube</u>	Completed Time: <u>0810</u>	Date: <u>↓</u>
Drill Rig Type: <u>Geoprobe</u>	Driller's Name: <u>Y. Ortega</u>	Backfilled Time:	Date: <u>↓</u>

Sampler Depth	Sampler Type	In. Driven	In. Recovered	PID / FID	Time	Sample No.	Sample ID	Depth in Feet	USCS Name	Description
								0	C	11' concrete core
								1	GP	7" coarse gravel fill green stained last 4" - wet surface H <sub>2</sub> O
				4.1				2	ML	ML, Black, hard, 10% very fine sand, wet outside core - dry inside
				0.5				3		softens with depth, plasticity increased slight odor, damp
								4	MH	5 1/2 by 3', oxide stains, very soft, moist, clayey silt with sand
				0.5	0830		023-4.0	5		nodules at ~5'
								6	SC	clayey silty sand 5'-6' and 7.5'-8' grades between fine grained layers
								7	MH	very soft silty clay with some very fine sand - 20%
								8	SC	GW saturation @ 5.3', no deeper sample collected
								9		some very fine gravel, no odor
								10		TD-8.0' GW encountered @ 5.3'
								11		
								12		
								13		
								14		
								15		

PID-0.0 ppm BH

# IRIS ENVIRONMENTAL FIELD BORING LOG

Project: <b>Romic</b>	Contract No: <b>07-555C</b>	Boring No: <b>OP 3,4</b>	Total Depth: <b>8.0'</b>
Project Mgr: <b>C. Alger</b>	Logged By: <b>A. Behrens</b>	Start Time: <b>1320</b>	Date: <b>7/13/11</b>
Drilling Contractor: <b>Penecore</b>	Sampling Methods: <b>Dual Tube</b>	Completed Time: <b>1330</b>	Date: <b>↓</b>
Drill Rig Type: <b>Geoprobe</b>	Driller's Name: <b>Y. Ortega</b>	Backfilled Time: <b>1345</b>	Date: <b>↓</b>

Sampler Depth	Sampler Type	In. Driven	In. Recovered	PID / FID	Time	Sample No.	Sample ID	Depth in Feet	USCS Name	Description
								0	Ⓢ	8" core
								1	GP	4" gravel
				0.0	1330		OP-3,4 1.0	2	SM	black sand w/ fine gravel and silt (deeper than other borings)
								3		dry, v. stiff serpentine angular fine gravel some green staining
				0.0	1340		OP 3,4- 3.5	4		↓
								5	SM/ ML	Transition (not sharp contact) to black SM/ML v. stiff to hard v.f. sand
				0.0				6		softer around 6.5'
					1350		OP 3,4- 6.5	7		harder to 8' color lightens @ 7.5', slight rusty color spots
								8		↓
					1.5			9		TD - 8.0 NO GW
								10		
								11		
								12		
								13		
								14		
								15		

# IRIS ENVIRONMENTAL FIELD BORING LOG

Project: <u>Romic</u>		Contract No: <u>07-555C</u>		Boring No: <u>OP19</u>		Total Depth: <u>8.0'</u>	
Project Mgr: <u>C. Alar</u>		Logged By: <u>A. Behrens</u>		Start Time: <u>1320</u>		Date: <u>7/21/11</u>	
Drilling Contractor: <u>PeneCore</u>		Sampling Methods: <u>Dual Tube</u>		Completed Time: <u>1330</u>		Date: ↓	
Drill Rig Type: <u>Geoprobe</u>		Driller's Name: <u>V. Ortega</u>		Backfilled Time: <u>1335</u>		Date: ↓	

Sampler Depth	Sampler Type	In. Driven	In. Recovered	PID / FID	Time	Sample No.	Sample ID	Depth in Feet	USCS Name
		Full						0	C 11" concrete core
		Total						1	GP 5" gravel sand fill
		Depth						2	ML ML with 25% very fine sand, black, dry, stiff, some odor, rootlets
				2100	1330		OP19-1.3	3	
								4	
							OP19-3.8	5	
				OVER	1335			6	@ 5'-6': gradual color change to Gley 15GY 3/1 ML increasing sand with depth
				700				7	@ 6.5' to 7': damp, soft, odor, plastic-medium
				330			OP19-6.8	8	grades to MH/CL by 7.3' trace very fine sand, damp, odor
		↓	↓	255	1340			9	
								10	
								11	
								12	
								13	
								14	
								15	

Total Depth 8.0'  
Groundwater not encountered.

# IRIS ENVIRONMENTAL FIELD BORING LOG

Project: <b>Romic</b>		Contract No: <b>07-555C</b>		Boring No: <b>OP 21</b>		Total Depth: <b>8.0'</b>	
Project Mgr: <b>C Alger</b>		Logged By: <b>A Behrens</b>		Start Time: <b>1250</b>		Date: <b>7/21/11</b>	
Drilling Contractor: <b>Penecole</b>		Sampling Methods: <b>Dual tube</b>		Completed Time: <b>1300</b>		Date:	
Drill Rig Type: <b>Geoprobe</b>		Driller's Name: <b>V Ortega</b>		Backfilled Time: <b>1330</b>		Date: <b>↓</b>	

Sampler Depth	Sampler Type	In. Driven	In. Recovered	PID / FID	Time	Sample No.	Sample ID	Depth in Feet	USCS Name	Description
					1325			0	⊙	4.5" concrete core, 3" FILL
							OP21-0.7	1	GP	sandy gravel, v. f. angular gravel, dry, dark brown-black, green stains 1.6' - 2.0'
					2000			2		
					Over			3		Sharp contact @ 2.0' to black ML w/ 20% v. f. sand, strong odor, dry
					1310		OP21-3.2	4	ML	softens w/ depth and slightly more plastic
					630			5		color lightens to dark gray by 4.0' then to (Gley I 5GY 3/1) by 5.0'
					275			6	SM	Grades to SM - fine to med. sand w/ silt, loose, <u>saturated</u>
					175			7		
					17200			8	ML	Grades to ML, trace v. f. sand, some black staining, moist, odor
								9		
								10		
								11		
								12		
								13		
								14		
								15		

TD: 8.0', GW @ 5.5'

# IRIS ENVIRONMENTAL FIELD BORING LOG

Project: <b>Romic</b>	Contract No: <b>07-555C</b>	Boring No: <b>OP 4.5</b>	Total Depth: <b>8.0'</b>
Project Mgr: <b>C. Alger</b>	Logged By: <b>A. Behrens</b>	Start Time: <b>1340</b>	Date: <b>7/13/11</b>
Drilling Contractor: <b>Penecore</b>	Sampling Methods: <b>Dual Tube</b>	Completed Time: <b>1350</b>	Date: <b>↓</b>
Drill Rig Type: <b>Geoprobe</b>	Driller's Name: <b>Y. Ortega</b>	Backfilled Time: <b>1400</b>	Date: <b>↓</b>

Sampler Depth	Sampler Type	In. Driven	In. Recovered	PID / FID	Time	Sample No.	Sample ID	Depth in Feet	USCS Name	Description
								0	Ⓢ	8" core
								1	GP	4" gravel
				1.1	1355		OP 4.5-1.0	2	SM/GM	Mixed fill until 4'
								3		no odors dry v. stiff
					1405		OP 4.5-3.5	4		Mottled color less gravel - mixed organic/black/green/br
		↓	↓ 0.0					5	SM	↓ 5.0' onwards black SM
				0.0	1415		OP 4.5-6.5	7		5.2' - 3" lens SP w/ green discolor no odor
		↓	↓ 0.0					8		
								9		TD - 8.0' NO GW
								10		
								11		
								12		
								13		
								14		
								15		

# IRIS ENVIRONMENTAL FIELD BORING LOG

Project: <u>Romic</u>	Contract No: <u>07-555C</u>	Boring No: <u>OP9 / NO8,9</u>	Total Depth: <u>8.0'</u>
Project Mgr: <u>C. Alger</u>	Logged By: <u>A. Behrens</u>	Start Time: <u>1600</u>	Date: <u>07/19/11</u>
Drilling Contractor: <u>PeneCore</u>	Sampling Methods: <u>Dual Tube</u>	Completed Time: <u>1640</u>	Date: <u>07/19/11</u>
Drill Rig Type: <u>GeoProbe</u>	Driller's Name: <u>Y. Ortega</u>	Backfilled Time: <u>1655</u>	Date: <u>07/19/11</u>

Sampler Depth	Sampler Type	In. Driven	In. Recovered	PID / FID	Time	Sample No.	Sample ID	Depth in Feet	USCS Name	Description
					1645			0	C	Concrete, 1" fill
							OP9-0.5	1	ML	SILT black, soft, strong odor, occasional mottling, v. fine sand increases to 30% w/depth
				3,400				2		
								3		
				4,400	1650		OP9-3.0	4		
		▼	▼					5	SM	SILTY SAND soft, mottled color, occasional v. fine gravel, odor
				130				6		
					1655		OP9-6.0	7	GW	SANDY GRAVEL w/ FINES black, wet, occasional staining
				207				8	▼	
								9		
								10		
								11		
								12		
								13		
								14		
								15		

TD 8.0' GW @ 7.5'



# IRIS ENVIRONMENTAL FIELD BORING LOG

Project: <b>Romic</b>	Contract No: <b>07-555C</b>	Boring No: <b>P1</b>	Total Depth: <b>8.0'</b>
Project Mgr: <b>C. Alger</b>	Logged By: <b>A. Behrens</b>	Start Time: <b>1550</b>	Date: <b>7/12/11</b>
Drilling Contractor: <b>Penecore</b>	Sampling Methods: <b>Dual Tube</b>	Completed Time: <b>1610</b>	Date: <b>↓</b>
Drill Rig Type: <b>Geoprobe</b>	Driller's Name: <b>Y. Ortega</b>	Backfilled Time: <b>1620</b>	Date: <b>↓</b>

Sampler Depth	Sampler Type	In. Driven	In. Recovered	PID / FID	Time	Sample No.	Sample ID	Depth in Feet	USCS Name	Description
								0	⊙	10" concrete 0" fill
					1610		P1-0.8	1	SM/ML	2.5 Y 3/2 very dark greyish brown ML/SM some v. coarse sand intermixed
			2.2					2		
			0					3	NR	NR 2.0' - 3.8' soil compressed into 5" due to rock
			0					4		
			3		1615		P1-3.9	5	SM	10 YR 4/3 SM damp soft semi plastic no odor
			0.5					6		
					1620		P1-6.3	7	SM/ML	5Y 2.5/1 Black SM/ML fairly stiff, dry no odor
			0.6					8		some v. f. gravel
								9		
								10		TD - 8.0'
								11		NO H <sub>2</sub> O
								12		
								13		
								14		
								15		



# IRIS ENVIRONMENTAL FIELD BORING LOG

Project: <b>Romic</b>	Contract No: <b>07-555C</b>	Boring No: <b>P16</b>	Total Depth: <b>80'</b>
Project Mgr: <b>C. Alger</b>	Logged By: <b>A. Behrens</b>	Start Time: <b>1030</b>	Date: <b>7/14/11</b>
Drilling Contractor: <b>Penecore</b>	Sampling Methods: <b>Dual tube</b>	Completed Time: <b>1040</b>	Date: <b>↓</b>
Drill Rig Type: <b>Geoprobe</b>	Driller's Name: <b>Y. Ortega</b>	Backfilled Time: <b>1050</b>	Date: <b>↓</b>

Sampler Depth	Sampler Type	In. Driven	In. Recovered	PID / FID	Time	Sample No.	Sample ID	Depth in Feet	USCS Name	Description
								0	Ⓢ	5" core (0.4')
								1	SM	TO 2' strong solvent staining (turquoise) w/ odor med. sand mixed w/ fine gravel and silt
				145				2	SP	2' - 2.7' very clean, damp med. SP loose, solvent odor
								3	ML	Sharp contact to black ML very even color no staining, odor is present, stiff to v. stiff damp slightly softer and more gray to 5'
								4	ML	
								5	ML/SM	soft ML/SM gray moist, semi-plastic oxidation present color mottling
								6	SM	
								7		
								8		
								9		
								10		
								11		
								12		
								13		
								14		
								15		

TD - 80'



# IRIS ENVIRONMENTAL FIELD BORING LOG

Project: <b>Romic</b>	Contract No: <b>07-555C</b>	Boring No: <b>P23</b>	Total Depth: <b>8.0'</b>
Project Mgr: <b>C. Alger</b>	Logged By: <b>A. Behrens</b>	Start Time: <b>0740</b>	Date: <b>7/22/11</b>
Drilling Contractor: <b>Penelore</b>	Sampling Methods: <b>Dual Tube</b>	Completed Time: <b>0750</b>	Date: <b>↓</b>
Drill Rig Type: <b>Geoprobe</b>	Driller's Name: <b>Y. Ortega</b>	Backfilled Time: <b>0815</b>	Date: <b>↓</b>

Sampler Depth	Sampler Type	In. Driven	In. Recovered	PID / FID	Time	Sample No.	Sample ID	Depth in Feet	USCS Name	
		12	12					0	C	7" core
								1	GP	7" fill mixed sand/angular serpentinite and gravel, surface H <sub>2</sub> O, wet, green staining 4" sharp contact, stiff, black, ML, 20% very fine sand, even coloration, no odor softens with depth, damp 5 Y 4/2 by 3.5'
				22				2	ML	
				1.4				3		
					0755			4		
		2	8					5	MH/ML	very soft, trace clay ML/MH oxidation mottling, moist fine gravel 10%, no odor
				0.2				6		
				0.0				7	CH/CL	grades to clay/silty clay Occasional fine gravel, moist, no odor oxidation mottling
		6	0					8	NR	no recovery 7.5'-8.0'
								9		
								10		
								11		
								12		
								13		
								14		
								15		

PID 0.0ppm BH

P-23-3.7

P23-6.7

TD - 8.0'  
No GW



# IRIS ENVIRONMENTAL FIELD BORING LOG

Project: Romic	Contract No: 07-555C	Boring No: P27	Total Depth: 8.0'
Project Mgr: C. Alar	Logged By: A. Pahrens	Start Time: 1410	Date: 7/21/11
Drilling Contractor: PeneCore	Sampling Methods: Dual Tube	Completed Time: 1420	Date: ↓
Drill Rig Type: Gropper	Driller's Name: Y. Ortega	Backfilled Time: 1500	Date: ↓

Sampler Depth	Sampler Type	In. Driven	In. Recovered	PID / FID	Time	Sample No.	Sample ID	Depth in Feet	USCS Name	
								0	C	8" concrete core
								1	GP	3" fill-gravel
			4.4		1430		P27-0.9	2	SM/ML	SM/ML, 2.5 γ 4/3, wet (surface water), very soft, loose, no odor, black staining, 1 to 1.5': abundant oxidation stains/mottling, occasional fine to medium gravel, rounded, very fine to fine sand
			6.0	2.0				3		
			0					4	NR	no recovery
			0					5		
			0					6	SM/ML	SM/ML above, very moist to wet
			3.0		1435		P27-5.0	7	MH	clayey silt, trace very fine sand, moist, oxidized mottling
			2.0		1440		P27-6.4	8	NR	no recovery 7.2' to 8'
			0					9		
								10		
								11		
								12		
								13		
								14		
								15		

Total Depth 8.0'  
Groundwater approximately 5.0' to 6.4'

# IRIS ENVIRONMENTAL FIELD BORING LOG

Project: ROMIC		Contract No: 07-SSSC		Boring No: P Q 8		Total Depth: 8.0'	
Project Mgr: C. Alger		Logged By: A. Behrens		Start Time: 10:10		Date: 7/19/2011	
Drilling Contractor: Para Core		Sampling Methods: Dual Tube		Completed Time: 10:20		Date: ↓	
Drill Rig Type: Geoprobe		Driller's Name: Y. Ortega		Backfilled Time: 11:00		Date: ↓	

Sampler Depth	Sampler Type	In. Driven	In. Recovered	PID / FID	Time	Sample No.	Sample ID	Depth in Feet	USCS Name	Notes
					1035		PQ8-F11	0		
								1	SP	SAND clean medium grained sand pad, light color, damp, green staining 12"-16" bgs.
					1040		PQ8-1.3	2	GM	SANDY GRAVEL W/FINES wet, loose, fine sand, coarse, angular gravel. Odor.
					1100			3	ML	SILT W/ FINE SAND black, soft to medium stiff
					1045		PQ8-3.8	4		
		↓	↓		1045			5		Color grades to (5Y 4/1) dk gray with reduced greenish color present
								6		Very soft, slimy, occ. fine gravel
					1200			7	SM	FINE SAND W/SILT very moist
							PQ8-6.8	7	GP	COARSE GRAVEL wet, rounded 3" lens
		↓	↓		1045			8	SM	SAND w/SILT very moist, saturated, some oxidized/red coloration.
								9		TD @ 8.0' bgs GW @ 7.9'
								10		
								11		
								12		
								13		
								14		
								15		



# IRIS ENVIRONMENTAL FIELD BORING LOG

Project: <b>Romic</b>	Contract No: <b>07-555C</b>	Boring No: <b>PQ 3,4</b>	Total Depth: <b>8.0'</b>
Project Mgr: <b>C. Alger</b>	Logged By: <b>A. Behrens</b>	Start Time: <b>1410</b>	Date: <b>7/13/11</b>
Drilling Contractor: <b>Venecore</b>	Sampling Methods: <b>Dual tube</b>	Completed Time: <b>1420</b>	Date: <b>↓</b>
Drill Rig Type: <b>Geoprobe</b>	Driller's Name: <b>Y. Ortega</b>	Backfilled Time: <b>1440</b>	Date: <b>↓</b>

Sampler Depth	Sampler Type	In. Driven	In. Recovered	PID / FID	Time	Sample No.	Sample ID	Depth in Feet	USCS Name	Description
								0	⊙	9" core
								1	GP	5" gravel
				0.0	1425		PQ 3,4-1.2	2	SM/GM	Mixed fill until 4' no odors, dry, v. stiff
				0.0				3		
					1435		PQ 3,4-3.7	4		
		▽	▽	0.0				5	SM	color Δ only slight 7.8' to 5Y 3/2
								6		
					1445		PQ 3,4-6.7	7		black SM mottled color, less gravel - mixed green/black/ green/brown organics
		▽	▽	8.3				8		
								9		TD - 8.0'
								10		
								11		
								12		
								13		
								14		
								15		

# IRIS ENVIRONMENTAL FIELD BORING LOG

Project: <b>Romic</b>	Contract No: <b>07-555C</b>	Boring No: <b>PQ 4,5</b>	Total Depth: <b>8.0'</b>
Project Mgr: <b>C. Alger</b>	Logged By: <b>A. Behrens</b>	Start Time: <b>1610</b>	Date: <b>7/13/11</b>
Drilling Contractor: <b>Penelore</b>	Sampling Methods: <b>Dual Tube</b>	Completed Time: <b>1620</b>	Date: <b>↓</b>
Drill Rig Type: <b>Geoprobe</b>	Driller's Name: <b>Y. Ortega</b>	Backfilled Time: <b>1630</b>	Date: <b>↓</b>

Sampler Depth	Sampler Type	In. Driven	In. Recovered	PID / FID	Time	Sample No.	Sample ID	Depth in Feet	USCS Name
								0	⊙ 8" core
								1	GP 4" gravel
			1.0		1615		PQ 4,5-1.0	2	SM/GM gravel sand hard mixed "rubble" until 2'
			0.0					3	SP Sand SP med lens green staining 4" no odors
			0.2		1625		PQ 4,5-3.0	4	ML/SM Black ML/SM hard dry
		1.6	0					5	NR No recovery - compaction
			0.0					6	SM/ML 5-8' SAME AS L7
					1635		PQ 4,5-6.5	7	
			0.1					8	SM
								9	
								10	
								11	
								12	
								13	
								14	
								15	

Compaction 4-5'

TD - 8.0' NO GW

# IRIS ENVIRONMENTAL FIELD BORING LOG

Project: Romic		Contract No: 07-555C		Boring No: PQ 7, 8		Total Depth: 8.0	
Project Mgr: C. Alger		Logged By: A. Behrens		Start Time: 0930		Date: 7/19/11	
Drilling Contractor: Fine Core		Sampling Methods: Dual Tube		Completed Time: 0940		Date: 7/19/11	
Drill Rig Type: GeoProbe		Driller's Name: Y. Ortega		Backfilled Time: 1000		Date: 7/19/11	

Sampler Depth	Sampler Type	In. Driven	In. Recovered	PID / FID	Time	Sample No.	Sample ID	Depth in Feet	USCS Name	Notes
							PQ7,8-FILL	0	SP	Water to 1.9' BTOC PID 155ppm in BH 0.0 ppm in BZ
								1		No concrete but 6" sand pad above bottom pit 12" total SP sand fill med. damp odor
				1500			PQ7,8-1.0	2	GM/SW	
								3	ML/MH	SAME as QR7,8 except 4" oxidized coloration in wet angular fine gravel & sand immed. above contact w/ML @ 1.8' BTOC
				300			PQ7,8-3.5	4		
				35				5		
				50			PQ7,8-6.5	7	SP	
				19				8	GM	Coarse gravel to 1.5" diam. rounded present w/sand & 10% fines 7.5'-8.0' very moist
								9		
								10		TD 8.0' NO GW but infiltrated surf. H <sub>2</sub> O & in cap. zone (?)
								11		
								12		
								13		
								14		
								15		

# IRIS ENVIRONMENTAL ✓ FIELD BORING LOG

Project: <b>ROMIC</b>		Contract No: <b>07-555C</b>		Boring No: <b>PQ 8,9</b>		Total Depth: <b>8.0'</b>	
Project Mgr: <b>C. Alger</b>		Logged By: <b>A. Behrens</b>		Start Time: <b>1140</b>		Date: <b>7/19/11</b>	
Drilling Contractor: <b>Pene Core</b>		Sampling Methods: <b>Dual Tube</b>		Completed Time: <b>1150</b>		Date: <b>↓</b>	
Drill Rig Type: <b>Geo Probe</b>		Driller's Name: <b>Y. Ortega</b>		Backfilled Time: <b>1210</b>		Date: <b>↓</b>	

Sampler Depth	Sampler Type	In. Driven	In. Recovered	PID / FID	Time	Sample No.	Sample ID	Depth in Feet	USCS Name	Notes
					1200		PQ 8,9-Fill	0	SP	SAND clean, well sorted, wet.
					1210		PQ 8,9-0.5	1	GP	GRAVEL w/ SAND fine grained, angular, brown (10YR 3/3), wet.
				200				2	ML	SILT damp, stiff, softens with depth, black (5Y 2.5/1) odor, present
				5,000				3		
					1215		PQ 8,9-2.9	4	SW	GRAVELLY SAND loose, medium grain size, loose, saturated, GW @ 6' bgs.
				36				5		
					130			6		
								7		
								8	NR	No recovery.
								9		
								10		
								11		
								12		
								13		
								14		
								15		

TD @ 8.0' bgs GW @ 6.0'

\* No 5.9' sample due to saturation

Strong odor throughout

PID  
150 ppm BH  
0.0 ppm BZ

# IRIS ENVIRONMENTAL FIELD BORING LOG

Project: <u>Romic</u>	Contract No: <u>07-555C</u>	Boring No: <u>Q6</u>	Total Depth: <u>8.0</u>
Project Mgr: <u>C. Alger</u>	Logged By: <u>A. Behrens</u>	Start Time: <u>1100</u>	Date: <u>7/13/11</u>
Drilling Contractor: <u>Penecore</u>	Sampling Methods: <u>Dual Tube</u>	Completed Time: <u>1110</u>	Date: <u>↓</u>
Drill Rig Type: <u>Geoprobe</u>	Driller's Name: <u>Y. Ortega</u>	Backfilled Time: <u>1300</u>	Date: <u>↓</u>

Sampler Depth	Sampler Type	In. Driven	In. Recovered	PID / FID	Time	Sample No.	Sample ID	Depth in Feet	USCS Name	
								0	(C)	8" concrete 0" fill
								1	SM/GM	Mixed sand/gravel w/ fines, oxidized so mottled
					11:15		Q6-0.8	2		
								3		
				0.4				4		
				15.4	11:20		Q6-3.3	5	SM/ML	Sharp contact black ML/SM organic some med-coarse sand, reduced bluish color 3" immed. above contact no adol dry to moist 5'-8' same as QR 4,5
								6		
				9.0				7		
					11:30		Q6-6.3	8	SM	
								9		
								10		
								11		
								12		
								13		
								14		
								15		

# IRIS ENVIRONMENTAL FIELD BORING LOG

Project: <b>Romic</b>		Contract No: <b>07-555C</b>		Boring No: <b>Q10</b>		Total Depth: <b>8.0'</b>	
Project Mgr: <b>C. Alger</b>		Logged By: <b>A. Behrens</b>		Start Time: <b>1100</b>		Date: <b>7/14/11</b>	
Drilling Contractor: <b>Penecore</b>		Sampling Methods: <b>Dual tube</b>		Completed Time: <b>1110</b>		Date: <b>↓</b>	
Drill Rig Type: <b>Geoprobe</b>		Driller's Name: <b>Y. Ortega</b>		Backfilled Time: <b>1120</b>		Date: <b>↓</b>	

Sampler Depth	Sampler Type	In. Driven	In. Recovered	PID / FID	Time	Sample No.	Sample ID	Depth in Feet	USCS Name	Notes
								0	Ⓢ	6" concrete core 0" fill
				325				1	SM	TO 2' strong solvent staining (turquoise) w/ odor med. sand mixed w/ fine gravel and silt
					1115		Q10-2.0	2	SP	2'-2.7' very clean, damp med. SP loose, solvent odor
								3	ML	sharp contact to black ML very even color
								4	NR	no staining, but odor is present, stiff to v. stiff
								5	NR	damp, slightly softer and more gray to 5'
								6	SM/ML	NR 4.0' - 5.0' due to compaction soft SML/ML gray
				75			Q10-6.0	7	ML	moist, semi-plastic, oxidation present, color mottling
					1120			7	GW	@ 7.3" lg. gravel and med. loose saturated stained
								8	SP	7.2' - 8.0' SP clean sand, med. loose wet
				35				9		TD - 8.0', GW @ 7.0'
								10		
								11		
								12		
								13		
								14		
								15		



# IRIS ENVIRONMENTAL FIELD BORING LOG

Project: <u>Romic</u>		Contract No: <u>07-555C</u>		Boring No: <u>Q17</u>		Total Depth: <u>9.0'</u>	
Project Mgr: <u>CAIger</u>		Logged By: <u>A Behrens</u>		Start Time: <u>1035</u>		Date: <u>7/21/11</u>	
Drilling Contractor: <u>Penelore</u>		Sampling Methods: <u>Dual tube</u>		Completed Time: <u>1045</u>		Date: <u>↓</u>	
Drill Rig Type: <u>Geoprobe</u>		Driller's Name: <u>Y. Ortega</u>		Backfilled Time: <u>1055</u>		Date: <u>↓</u>	

Sampler Depth	Sampler Type	In. Driven	In. Recovered	PID / FID	Time	Sample No.	Sample ID	Depth in Feet	USCS Name	Notes
								0	Ⓢ	20" concrete core
								1		
								2	GP	2" sand/gravel (FILL)
				over	1055		Q17-1.9	3		Dark brown ML/MH, 10-20% v.f. sand, dry to damp, stiff, rootlets
				over				4		color change to dark gray, soft, 20% sand, damp to moist, odor, slight mottling coloration (greenish gray)
		↓	↓	over	1100		Q17-4.4	5		
				over				6		5'-9' Gley 1 5GY 3/1 MH/CL w v.f. sand, soft, plastic, moist to wet
				1170				7	MH/CL	some rootlets and (reduced) mottling color
				1105			Q17-7.4	8		
		↓	↓	710				9	SC	clayey sand 8.5'-9.0'
								10		TD: 9.0', GW @ 8.5'
								11		
								12		
								13		
								14		
								15		



# IRIS ENVIRONMENTAL FIELD BORING LOG

Project: <b>Romic</b>	Contract No: <b>07-555C</b>	Boring No: <b>Q19</b>	Total Depth: <b>8.0'</b>
Project Mgr: <b>C Alger</b>	Logged By: <b>A Behrens</b>	Start Time: <b>1110</b>	Date: <b>7/21/11</b>
Drilling Contractor: <b>Penecore</b>	Sampling Methods: <b>Dual tube</b>	Completed Time: <b>1120</b>	Date: <b>↓</b>
Drill Rig Type: <b>Geoprobe</b>	Driller's Name: <b>Y. Ortega</b>	Backfilled Time: <b>1130</b>	Date: <b>↓</b>

Sampler Depth	Sampler Type	In. Driven	In. Recovered	PID / RID	Time	Sample No.	Sample ID	Depth in Feet	USCS Name	Description
								0	⊙	14" concrete core
								1	F	4" pea gravel fill
					1105		Q19-1.5	2	MH	Soft black MH w/20% fine sand, moist, plastic, very strong odor, some rootlets
			over					3		
			over					4		color lightens w/ depth, soft to v. soft, more sand
			over		1120		Q19-4.0	5		
		▽	▽					6	CL	Sandy clay w/ silt, soft, (Gley 1 5GY 3/1), moist to v. moist, strong odor, plastic
			over					7		
					550			8	CH	Fat clay, no sand, v. plastic, odor, soft to v. soft
		▽	▽		810		Q19-7.0	8		
					1135			9		
								10		
								11		
								12		
								13		
								14		
								15		

TD: 8.0', NO GW



# IRIS ENVIRONMENTAL FIELD BORING LOG

Project: RomiC	Contract No: 07-555C	Boring No: QR 3,4	Total Depth: 8.0'
Project Mgr: C. Alger	Logged By: A. Behrens	Start Time: 0840	Date: 7/13/11
Drilling Contractor: Penecore	Sampling Methods: Dual Tube	Completed Time: 0850	Date: ↓
Drill Rig Type: Geoprobe	Driller's Name: Y. Ortega	Backfilled Time: 0900	Date: ↓

Sampler Depth	Sampler Type	In. Driven	In. Recovered	PID / FID	Time	Sample No.	Sample ID	Depth in Feet	USCS Name	Description
								0	(C)	8.5" concrete
								1		3.5" gravel
					04 0900		QR 3,4-1.0	2	6M	2.5 YR 3/3 dark reddish brown sand/gravel/fines slightly damp distinct color difference
								3	SM	grades into 5 Y 3/2 dark olive gray coarse sand w/ silt and fine gravel damp
					0905		QR 3,4-3.5	4		increasing fines interspersed gravel 0.5" dia. subrounded
					02			5		color Δ to 2.5 Y 2.5/1 black SM/ML by 5.0'
								6	ML	sl. damp to no odor
					0910		QR 3,4-3.5	7		almost no gravel 5.5-7.0' softer consistency, no odor
								8		
								9		5Y 4/2 olive gray ML w/ v.f. gravel to fine sand 20-30% gravel? soft to med. stiff some plasticity
								10		most gravel content @ 8.0' w/ slight evidence of oxidation
								11		TD- 8.0'
								12		
								13		
								14		
								15		

# IRIS ENVIRONMENTAL FIELD BORING LOG

Project: <b>Romic</b>	Contract No: <b>07-555C</b>	Boring No: <b>QR 4,5</b>	Total Depth: <b>8.0'</b>
Project Mgr: <b>C. Alger</b>	Logged By: <b>A. Behrens</b>	Start Time: <b>0910</b>	Date: <b>7/13/11</b>
Drilling Contractor: <b>Penecore</b>	Sampling Methods: <b>Dual Tube</b>	Completed Time: <b>0920</b>	Date: ↓
Drill Rig Type: <b>Geoprobe</b>	Driller's Name: <b>Y. Ortega</b>	Backfilled Time: <b>0935</b>	Date: ↓

Sampler Depth	Sampler Type	In. Driven	In. Recovered	PID / FID	Time	Sample No.	Sample ID	Depth in Feet	USCS Name	Description	
								0	Ⓢ	9" concrete	~10" compaction in 3'-5' (approx.) moved 2.5' target sample to 2.0'-2.5' to compensate for compaction  1.3" to TOS
								1	GP	6" gravel	
					1.1	0930	QR 4,5-1.3	2	SM	5Y 2.5/1 black med. sand w/ fine gravel and silt med. dense sl. damp some mottling color	
								3			
								4			
					0.44	0940	QR 4,5-3.3	5	SM/ML	by 4.5' SM/ML no gravel med. stiff black 2.5 Y 2.5/1 sl. damp slight plasticity no odors	
								6	ML		
								7			
								8	SM	increasing softness w/ depth damp grad color Δ @ 7.0' black to 2.5 Y 4/4 ol. brn. more sand SM, slight oxidation	
					2.4	0950	QR 4,5-6.8	9			
								10			
								11			
								12			
								13			
								14			
								15			

TD - 8.0' NO GW

# IRIS ENVIRONMENTAL FIELD BORING LOG

Project: <b>Romic</b>	Contract No: <b>07-555C</b>	Boring No: <b>QR 7, 8</b>	Total Depth: <b>8.0'</b>
Project Mgr: <b>C. Alger</b>	Logged By: <b>A. Behrens</b>	Start Time: <b>0820</b>	Date: <b>7/14/11</b>
Drilling Contractor: <b>Perc Core</b>	Sampling Methods: <b>Dual Tube</b>	Completed Time: <b>0840</b>	Date: <b>↓</b>
Drill Rig Type: <b>Geo probe</b>	Driller's Name: <b>Y. Ortega</b>	Backfilled Time: <b>1000</b>	Date: <b>↓</b>

Sampler Depth	Sampler Type	In. Driven	In. Recovered	PID / FID	Time	Sample No.	Sample ID	Depth in Feet	USCS Name	Notes
		↓	↓		0845		QR 7,8- FILL	0	SP	SAND (fill) v. moist
		↓	↓	115	0910		QR 7,8- 1.0	1	GM/SW	SANDY GRAVEL wet (surface water), green staining, loose, mixed w/ fines
		↓	↓					2	ML	SILT dk gray (5% H <sub>2</sub> O) moist, soft, plastic, trace very fine gravel, occ. mottling, softens with depth
		↓	↓	420	0915		QR 7,8- 3.5	3		
		↓	↓	108				4		
		↓	↓					5		
		↓	↓					6		
		↓	↓	235	0920		QR 7,8- 6.5	6	SM	SAND w/ SILT same color, v. moist, wet by 7.5'
		↓	↓					7		
		↓	↓	140				8	SP	SAND, fine grained, wet, odor
								9		TD @ 8.0 GW @ 7.3
								10		
								11		
								12		
								13		
								14		
								15		

# IRIS ENVIRONMENTAL ✓ FIELD BORING LOG

Project: Rom 1C	Contract No: 07-555C	Boring No: QR 8,9	Total Depth: 8.0
Project Mgr: C. Alger	Logged By: A. Behrens	Start Time: 1320	Date: 7/19/11
Drilling Contractor: Pene Core	Sampling Methods: Dual Tube	Completed Time: 1350	Date:
Drill Rig Type: Geo Probe	Driller's Name: Y. Ortega	Backfilled Time: 1400	Date:

Sampler Depth	Sampler Type	In. Driven	In. Recovered	PID / FID	Time	Sample No.	Sample ID	Depth in Feet	USCS Name	Notes
					1355		QRS, 9-FILL	0	SP	SAND, clean, loose, medium grain size
					1400		QRS, 4-0.9	1	GP/GM	SANDY GRAVEL v. dark brown, damp, some odor loose
				1000	1400			2	ML	SANDY SILT black, dry, very fine silt and sparse gravel
					1400		QR8, 9-3.4	3		
				1200	1400			4		
					375			5	SM	SILTY SAND very dark grey, faint blue green staining
								6	ML	SILT very dark grey, odor throughout
					1410		QRS, 4-6.4	7		
				400				8	SM SP	SAND w/SILT very dark gray with oxidation, wet, fine sand grains. silt fraction disappears, wet.
								9		
								10		
								11		
								12		
								13		
								14		
								15		

TD @ 8' GW @ ~ 7.0'

# IRIS ENVIRONMENTAL FIELD BORING LOG

Project: <b>Romic</b>	Contract No: <b>07-555C</b>	Boring No: <b>R6</b>	Total Depth: <b>8.0'</b>
Project Mgr: <b>C. Alger</b>	Logged By: <b>A. Behrens</b>	Start Time: <b>1030</b>	Date: <b>7/13/11</b>
Drilling Contractor: <b>Penecore</b>	Sampling Methods: <b>Dual Tube</b>	Completed Time: <b>1040</b>	Date: ↓
Drill Rig Type: <b>Geoprobe</b>	Driller's Name: <b>V. Ortega</b>	Backfilled Time: <b>1120</b>	Date: ↓

Sampler Depth	Sampler Type	In. Driven	In. Recovered	PID / FID	Time	Sample No.	Sample ID	Depth in Feet	USCS Name	Description
							discarded Sample	0	Ⓢ	7.5" concrete
							<del>R6-1a</del>	1	GP	6" gravel
								2	GM	mixed gravel/sand/silt w/ rusty bolt and sm. glass @ top black dry stiff, serpentine angular
								3		Saturated very fine loose gray sands - NO RECOVERY (pushed to 8')
								4		
								5		
								6		
								7		
								8		
								9		
								10		
								11		
								12		
								13		
								14		
								15		

Redrilled R6  
~ 10' south  
on 7/14/11

# IRIS ENVIRONMENTAL FIELD BORING LOG

Project: Romir	Contract No: 07-555C	Boring No: R6 (relocated)	Total Depth: 8.0'
Project Mgr: C. Alger	Logged By: A. Behrens	Start Time: 0750	Date: 7/14/11
Drilling Contractor: Penecore	Sampling Methods: Dual tube	Completed Time: 0800	Date:
Drill Rig Type: Geoprobe	Driller's Name: Y. Ortega	Backfilled Time: 0900	Date: ↓

Sampler Depth	Sampler Type	In. Driven	In. Recovered	PID / FID	Time	Sample No.	Sample ID	Depth in Feet	USCS Name	
								0	⊙	6" core 0" fill
				0.0	0805		R6-0.5	1	SM GM	5 Y 3/2 gravel/sand/silt mix med. dense dry with gley/turquoise coloration
								2		
								3	ML SM	coarse gravel @ 2' fairly sharp contact to ML/SM med. stiff dry 5Y 3/2 oxidation spots and mottling
				0.0	0810		R6-3.0	4	SP	increasing sand
		↓	↓					5		green sand lens at 3.8-4' 5Y 4/3 dry, no odor (0.0 ppm)
								6	SM ML	sharp contact to black ML/SM @ 4' stiff
				0.0	0820		R6-6.0	7	SP SM	increasingly less dense and moist w/ depth and gradual color Δ to 2.5Y 4/4 ol. brn.
		↓	↓	0.0				8		increasing sand to SP/SM fine sand some v.f. gravel slight oxidation 7'-8'
								9		soft, moist, no odor
								10		
								11		
								12		
								13		
								14		
								15		

TD- 8.0' NO GW



# IRIS ENVIRONMENTAL FIELD BORING LOG

Project: <b>Romic</b>	Contract No: <b>07-555C</b>	Boring No: <b>R10</b>	Total Depth: <b>8.0'</b>
Project Mgr: <b>C. Alger</b>	Logged By: <b>A. Behrens</b>	Start Time: <b>1140</b>	Date: <b>7/14/11</b>
Drilling Contractor: <b>Venecore</b>	Sampling Methods: <b>Dual tube</b>	Completed Time: <b>1150</b>	Date: <b>↓</b>
Drill Rig Type: <b>Geoprobe</b>	Driller's Name: <b>V. Ortega</b>	Backfilled Time: <b>1200</b>	Date: <b>↓</b>

Sampler Depth	Sampler Type	In. Driven	In. Recovered	PID / FID	Time	Sample No.	Sample ID	Depth in Feet	USCS Name	Description
								0	Ⓢ	5" core, 1" med. gravel
				21	1210		R10-0.5	1	SM	Solvent stained strong odor to 2.5'
								2		sand w/ gravel and fines, damp med. dense
					1215		R10-2.5	3	ML	strong oxidation, rust-colored sand w/ gravel 2.0'-2.5'
								4		stiff gray ML w/ sand 3'-5' then softening
								5	NR	and increasing sand, some fine gravel w/ depth
			0.16	4.500				6	ML	NR- compaction
				OVER 10000				7		very moist but not saturated by 8.0'
					1218		R10-6.0	8		
								9		
					2.600			10		
								11		
								12		
								13		
								14		
								15		

PID: 5.5 ppm borehole  
0.2 ppm BZ

TD- 8.0', NO GW

# IRIS ENVIRONMENTAL FIELD BORING LOG

Project: <b>Romic</b>	Contract No: <b>07-555C</b>	Boring No: <b>R11</b>	Total Depth: <b>8.0'</b>
Project Mgr: <b>C. Alger</b>	Logged By: <b>A. Behrens</b>	Start Time: <b>1435</b>	Date: <b>7/14/11</b>
Drilling Contractor: <b>Venecore</b>	Sampling Methods: <b>Dual tube</b>	Completed Time: <b>1440</b>	Date: <b>↓</b>
Drill Rig Type: <b>Geoprobe</b>	Driller's Name: <b>Y. Ortega</b>	Backfilled Time: <b>1500</b>	Date: <b>↓</b>

Sampler Depth	Sampler Type	In. Driven	In. Recovered	PID / FID	Time	Sample No.	Sample ID	Depth in Feet	USCS Name	Description
								0	⊙	6" core 0" fill
								1	SM	sand gravel mix, damp, green staining some oxidation, odor, loose to semi-dense (@1') greatest staining color @ 2.5-2.8'
				9.5				2		
								3		
								4	SM/ML	sharp contact @ ~2.8' to black SM/ML med. stiff very fine to fine sand, damp, odor
		▽	▽	275				5		color lightens with depth, increasing softness and sand
				95				6		
								7		@ 7.0' color Δ to oxidized (5Y 4/3)
		▽	▽	65				8	SM	2" sand lens WET @ 7.5' (5Y 4/3) SM below sand lens
								9		1/2" x 1" cementation @ 8.0'
								10		less odor @ 7'-8'
								11		TD - 8.0', SATURATED SAND LENS @ 7.5'
								12		
								13		
								14		
								15		

# IRIS ENVIRONMENTAL FIELD BORING LOG

Project: <u>Romic</u>	Contract No: <u>07-555C</u>	Boring No: <u>R17</u>	Total Depth: <u>8.0'</u>
Project Mgr: <u>C. Alger</u>	Logged By: <u>A Behrens</u>	Start Time: <u>1000</u>	Date: <u>7/21/11</u>
Drilling Contractor: <u>Penecore</u>	Sampling Methods: <u>Dual tube</u>	Completed Time: <u>1010</u>	Date: <u>↓</u>
Drill Rig Type: <u>Geoprobe</u>	Driller's Name: <u>Y. Ortega</u>	Backfilled Time: <u>1030</u>	Date: <u>↓</u>

Sampler Depth	Sampler Type	In. Driven	In. Recovered	PID / FID	Time	Sample No.	Sample ID	Depth in Feet	USCS Name	Notes
								0	C	6" concrete core
								1	GP	3" gravel/sand mix (FILL)
				over	1025		R17-0.8	2	SP	8" brown gravelly sand w/ fines; angular fine gravel; dry 5" reduced/stained greenish-blue 6" oxidized reddish brown
				over	1030		R17-3.3	3	ML/ MH	Black silt/fat silt; stiff; odor softer and leaner w/ depth gradual color change to 5Y 3/2 by 4.0'
				over	4,700			5	ML	increased sand fraction 5.5'-6.0', wet to moist odor, black staining 6.0'-6.3' color change to oxidized by TD
				over	4,800		R17-6.3	6		
				over	550			7	CL/ MH	7.5'-8.0' moist clay/silt, no sand, trace gravel, soft, highly plastic, streaky oxidation (2.5 Y 4/3)
								8		
								9		
								10		
								11		
								12		
								13		
								14		
								15		

PID: 280 ppm @ BH  
0.0 ppm @ BZ

TD: 8.0' , NO GW

# IRIS ENVIRONMENTAL FIELD BORING LOG

Project: <b>Romic</b>		Contract No: <b>07-555C</b>		Boring No: <b>R19</b>		Total Depth: <b>8.0'</b>	
Project Mgr: <b>C Alger</b>		Logged By: <b>A Behrens</b>		Start Time: <b>0900</b>		Date: <b>7/21/11</b>	
Drilling Contractor: <b>Penecore</b>		Sampling Methods: <b>Dual Tube</b>		Completed Time: <b>0915</b>		Date:	
Drill Rig Type: <b>Geoprobe</b>		Driller's Name: <b>Y. Ortega</b>		Backfilled Time: <b>0940</b>		Date: <b>↓</b>	

Sampler Depth	Sampler Type	In. Driven	In. Recovered	PID / FID	Time	Sample No.	Sample ID	Depth in Feet	USCS Name	Notes
								0	C	15" concrete core
								1		3" gravel
					0915		R19-1.5	2	GP	
			over					3	ML/MH	dark brown ML/MH (2.5Y 3/2) soft to med. stiff, strong odor, no staining, trace v.f. sand, color becomes lighter with depth
			over		0920		R19-4.0	4		
			over					5		5'-0" color grades to (Gley 1 5Y 3/1) SM/ML
			over					6	ML/SM	SM 7.0-7.5' soft, damp to wet by 7.0', saturated @ ~ 7.7', strong odor
			over		0925		R19-7.0	7		
			over					8	ML	Back to ML w/ v.f. sand 7.5'-8.0'
								9		
								10		
								11		
								12		
								13		
								14		
								15		

TD: 8.0' , GW @ 7.7'

# IRIS ENVIRONMENTAL FIELD BORING LOG

Project: <b>Romic</b>	Contract No: <b>07-555C</b>	Boring No: <b>R20</b>	Total Depth: <b>8.0'</b>
Project Mgr: <b>C Alger</b>	Logged By: <b>A Behrens</b>	Start Time: <b>0820</b>	Date: <b>7/21/11</b>
Drilling Contractor: <b>Penecore</b>	Sampling Methods: <b>Dual tube</b>	Completed Time: <b>0835</b>	Date: <b>↓</b>
Drill Rig Type: <b>Geoprobe</b>	Driller's Name: <b>Y Ortega</b>	Backfilled Time: <b>0855</b>	Date: <b>↓</b>

Sampler Depth	Sampler Type	In. Driven	In. Recovered	PID / FID	Time	Sample No.	Sample ID	Depth in Feet	USCS Name	Description
								0		PID: 850 ppm @ BH 0.0 ppm @ BZ
								1	ⓐ	16" concrete core
								1.5		4" mixed gravel and sand
								2	GP	
					0845		R20-1.7	2		
								3	SM/ML	Sharp contact Black SM/ML, med. stiff to soft, damp to moist, 20-30% v.f. sand, strong hydrocarbon odor
								4		
								5		
					0850		R20-4.2	5		
								6	ML	Sharp color change to (Gley   5 GY3/1) reduced, dry, stiff
								6.1	GP	@ 6.1': coarse rounded gravel 1" diameter
								7	SP	SP sand, strong odor, saturated, loose, green reduced color
								8		
								9		
								10		
								11		
								12		
								13		
								14		
								15		

TD: 8.0', GW @ 6.2'

# IRIS ENVIRONMENTAL FIELD BORING LOG

Project: <b>Romic</b>		Contract No: <b>07-555C</b>		Boring No: <b>R24</b>		Total Depth: <b>8.0'</b>	
Project Mgr: <b>C. Alar</b>		Logged By: <b>A. Behrens</b>		Start Time: <b>1640</b>		Date: <b>7/21/11</b>	
Drilling Contractor: <b>GeneCore</b>		Sampling Methods: <b>Dual Tube</b>		Completed Time: <b>1650</b>		Date: ↓	
Drill Rig Type: <b>Geoprobe</b>		Driller's Name: <b>Y. Ortega</b>		Backfilled Time: <b>1700</b>		Date: ↓	

Sampler Depth	Sampler Type	In. Driven	In. Recovered	PID / FID	Time	Sample No.	Sample ID	Depth in Feet	USCS Name	
		Full						0	C	4" concrete core
		To						1	GP	2" gravel fill
		Total						2	GM	Blue green stained, fine gravel/sand, silt, dry dense, slight odor
		Depth						3	ML	sharp contact @ 2.0' to black ML, very stiff to hard
					55			4		softens with depth and grades to 5Y 4/2 by 5.0 moist @ 4.0'
					1700		R24-3.0	5		
								6	SC/CL	very moist 5'-6.5', clayey sand/sandy clay, no odor, 5Y 4/2, oxidized and reduced mottling
								7		
								8		
								9		TD-8.0 GW Encountered at 7'
								10		
								11		
								12		
								13		
								14		
								15		

# IRIS ENVIRONMENTAL FIELD BORING LOG

Project: <u>Romic</u>		Contract No: <u>07-555C</u>		Boring No: <u>R 25</u>		Total Depth: <u>15.0'</u>	
Project Mgrs: <u>C. Alger</u>		Logged By: <u>A. Behrens</u>		Start Time: <u>1600</u>		Date: <u>7/25/11</u>	
Drilling Contractor: <u>Penelore</u>		Sampling Methods: <u>Dual Tube</u>		Completed Time: <u>1610</u>		Date: ↓	
Drill Rig Type: <u>Geoprobe</u>		Driller's Name: <u>J. Ortega</u>		Backfilled Time: <u>1730</u>		Date: ↓	

Sampler Depth	Sampler Type	In. Driven	In. Recovered	PID / FID	Time	Sample No.	Sample ID	Depth in Feet	USCS Name	
		60			1615		R25-0.5	0	C	5" concrete core, 1" loose gravel fill
				0.0				1	GM	7.5 YR 3/3 mixed gravel/sand/fines, dry to slightly damp, dense, no odor
								2		
				0.9	1620		R25-3.0	3	ML	ML, sharp contact, black, dry, stiff, 20% very fine sand, no odor, slightly greenstaining 1" above contact
								4		
		↓	↓					5		Groundwater at 5.0'
		60		0.2	1645		R25-GW	6	SM/ML	SM/ML 2.5 Y 4/2, small nodules and trace fine gravel present, saturated
								7		
				0.0				8	SM	increased sand
								9		
								10		5 Y 4/2, loose, saturated, very fine
		60						11		
								12		
								13	ML	Bay Mud soft, saturated, no odor, dark gray, organic, some dark orange oxide stains
								14		
		↓	↓					15		

TD-15.0'  
Groundwater encountered at 5.0'

Collect GW dup  
& EB  
Extra Terracores  
⊙ shallow soil

# IRIS ENVIRONMENTAL FIELD BORING LOG

Project: <b>Romic</b>	Contract No: <b>07-555C</b>	Boring No: <b>RS 7,8</b>	Total Depth: <b>8.0'</b>
Project Mgr: <b>C. Alger</b>	Logged By: <b>A. Behrens</b>	Start Time: <b>0820</b>	Date: <b>7/14/11</b>
Drilling Contractor: <b>Vene core</b>	Sampling Methods: <b>Wal tube</b>	Completed Time: <b>0830</b>	Date: <b>↓</b>
Drill Rig Type: <b>Geoprobe</b>	Driller's Name: <b>Y. Ortega</b>	Backfilled Time: <b>0900</b>	Date: <b>↓</b>

Sampler Depth	Sampler Type	In. Driven	In. Recovered	PID / FID	Time	Sample No.	Sample ID	Depth in Feet	USCS Name
								0	16" concrete core
								1	5" pea gravel
				0.2	0830		RS-7,8-1.3	1.3	SM
								2	1'-2' mixed sand, gravel, silt (5Y 2.5/1) PAMP (0.2 ppm)
				0.0				3	
								4	2'-4' silty clay fine-grained (7.5 YR 2.5/1) DAMP (0.0 ppm)
							RS 7,8-3.8	5	
				0.0	0835			5.5	SM
								6	4'-5.5' (10 YR 3/1) DAMP (0.0 ppm)
								7	5.5'-8' silty fine grained sand
							RS 7,8-6.8	8	(10 YR 4/3) DAMP, increasing gravel with depth
								9	
								10	
								11	
								12	
								13	
								14	
								15	

TD- 8.0'



# IRIS ENVIRONMENTAL FIELD BORING LOG

Project: <b>Romic</b>	Contract No: <b>07-555C</b>	Boring No: <b>S2</b>	Total Depth: <b>8.0'</b>
Project Mgr: <b>C. Alger</b>	Logged By: <b>A. Behrens</b>	Start Time: <b>1505</b>	Date: <b>7/12/11</b>
Drilling Contractor: <b>Penecore</b>	Sampling Methods: <b>Dual Tube</b>	Completed Time: <b>1515</b>	Date: <b>↓</b>
Drill Rig Type: <b>Geoprobe</b>	Driller's Name: <b>Y. Ortega</b>	Backfilled Time: <b>1600</b>	Date: <b>↓</b>

Sampler Depth	Sampler Type	In. Driven	In. Recovered	PID / FID	Time	Sample No.	Sample ID	Depth in Feet	USCS Name	Description
								0	⊙	Concrete 7"
								1	SP	5" fill
				0.9	1530		S2-1.0	2		SP w/ fine gravel some solvent discolor around 2'
								3		
					1535		S2-3.0	4	⊗	Rock / large gravel - Not able to sample compressed into 6"
		6						5	NR	NR: 4.5' - 5'
		0						6	ML	Sharp transition to obv. native black ML dry v. stiff slight odor
							S2-6.5	7		softer with depth but no big color Δ slightly gray/green, softer, v. damp @ 8.0'
								8		
								9		5G 3/1
								10		TD: 8.0'
								11		
								12		
								13		
								14		
								15		

solvent odor  
PID @ borehole  
= 0.5 / BZ - 0.0

possibly  
fill?  
fine enough  
to sample

# IRIS ENVIRONMENTAL FIELD BORING LOG

Project: <b>Romic</b>		Contract No: <b>07-555C</b>		Boring No: <b>S5</b>		Total Depth: <b>8.0'</b>	
Project Mgr: <b>C. Alger</b>		Logged By: <b>A. Behrens</b>		Start Time: <b>1440</b>		Date: <b>7/12/11</b>	
Drilling Contractor: <b>Penecore</b>		Sampling Methods: <b>Dual Tube</b>		Completed Time: <b>1450</b>		Date: ↓	
Drill Rig Type: <b>Geoprobe</b>		Driller's Name: <b>Y. Ortega</b>		Backfilled Time: <b>1530</b>		Date: ↓	

Sampler Depth	Sampler Type	In. Driven	In. Recovered	PID / FID	Time	Sample No.	Sample ID	Depth in Feet	USCS Name	Notes
								0	Ⓢ	6" core 0" fill
					1454		S5-0.6	1	SM/GM	Strong solvent odor, green reduced (staining) angular gravel, sands, silts rubber debris (1/4" dia. tube thick wall black)
				2.5				2		
				14.7				3		
					1500		S5-3.1	4	ML/SM	gradual color Δ (and no solvent odor by 4') to black ML/SM dry then to brown 2.054 3/2 v. ol. grayish brown
				2.3				5	SM	
				2.1			S5-6.1	6		5-8' exact as V5
				1545				7		
				1.0				8	SM/SP	TD 8.0' NO H <sub>2</sub> O
								9		
								10		
								11		
								12		
								13		
								14		
								15		

# IRIS ENVIRONMENTAL FIELD BORING LOG

Project: <b>Romic</b>	Contract No: <b>07-555C</b>	Boring No: <b>516</b>	Total Depth: <b>8.0'</b>
Project Mgr: <b>C. Alger</b>	Logged By: <b>A. Behrens</b>	Start Time: <b>1210</b>	Date: <b>7/14/11</b>
Drilling Contractor: <b>Venecore</b>	Sampling Methods: <b>Dual Tube</b>	Completed Time: <b>1220</b>	Date: <b>↓</b>
Drill Rig Type: <b>Geoprobe</b>	Driller's Name: <b>Y. Ortega</b>	Backfilled Time: <b>1235</b>	Date: <b>↓</b>

Sampler Depth	Sampler Type	In. Driven	In. Recovered	PID / FID	Time	Sample No.	Sample ID	Depth in Feet	USCS Name	Notes
								0	⊙	8" concrete core, 0" fill
							516-0.6	1	SW	0'-2' stained med-coarse sand semi-dense, dry, odor
								2		
							516-2.6	3	SM/ML	sharp contact to blk. SM/ML soft, damp with some odor
								4		
			418					5	NR	NR 4.5'-5' (compaction)
			0					6	SW	SP-SW 5'-7' green odor v. moist semi dense (enough fines)
							516-6.1	7		
								8	SP	saturated Gley I green coarse sand SP w/ loose fine-grained
								9	NR	NR 7.5-8 (fell out loose)
								10		
								11		
								12		
								13		
								14		
								15		

PID: 140 ppm borehole  
0.4 ppm BZ

TD - 8.0', GW @ 6.8'



# IRIS ENVIRONMENTAL FIELD BORING LOG

Project: <b>Romic</b>	Contract No: <b>07-5552</b>	Boring No: <b>S19</b>	Total Depth: <b>8.0'</b>
Project Mgr: <b>C. Alger</b>	Logged By: <b>A. Bohrens</b>	Start Time: <b>0810</b>	Date: <b>7/15/11</b>
Drilling Contractor: <b>Penecore</b>	Sampling Methods: <b>Dual tube</b>	Completed Time: <b>0820</b>	Date: <b>↓</b>
Drill Rig Type: <b>Geoprobe</b>	Driller's Name: <b>J. Ortega</b>	Backfilled Time: <b>0840</b>	Date: <b>↓</b>

Sampler Depth	Sampler Type	In. Driven	In. Recovered	PID / FID	Time	Sample No.	Sample ID	Depth in Feet	USCS Name	Description
								0	Ⓢ	21" core (1.8') concrete 0" fill
								1		
								2		
				4500				3	GP/SP	2-3' WET / saturated (surface infiltration) sand / fine gravel black/green staining, dense, strong odor
								4		
				4900	0840		S19-4.3	5	ML	grades to black ML soft, v.f. sand, strong odor, some fine gravel
				4500				6	SM/ML	(Gley 1, SG 3/1) SM/ML STRONG ODOR soft, v. fine sand damp to moist some fine gravel
								7		
				405	0845		S19-7.3	8		
								9		TD - 8.0', NO GW
								10		
								11		
								12		
								13		
								14		
								15		

# IRIS ENVIRONMENTAL FIELD BORING LOG

Project: <b>Romic</b>	Contract No: <b>07-555C</b>	Boring No: <b>S20</b>	Total Depth: <b>8.0'</b>
Project Mgr: <b>C. Alger</b>	Logged By: <b>A. Behrens</b>	Start Time: <b>0830</b>	Date: <b>7/15/11</b>
Drilling Contractor: <b>Penecore</b>	Sampling Methods: <b>oval tube</b>	Completed Time: <b>0840</b>	Date: ↓
Drill Rig Type: <b>Geoprobe</b>	Driller's Name: <b>Y. Ortega</b>	Backfilled Time: <b>0900</b>	Date: ↓

Sampler Depth	Sampler Type	In. Driven	In. Recovered	PID / FID	Time	Sample No.	Sample ID	Depth in Feet	USCS Name	Description
								0	Ⓢ	17" core (1.7') concrete, 0" fill
								1		
								2		
				1.875	0910		S20-1.7	3	ML	Black ML root castes present, first 2' of soil column (to 3.7') w/ oxidation
								4		stiff to med. soft w/ depth <u>strong odor</u>
				4.400	0915		S20-4.7	5		(Gley l 5G 3/1) 4'-8'
								6		soft SM/ML strong odor, some mottling
				6.300				7	SM	sand med. w/ fines 6.5-7.0 (very moist)
				7.600	0920		S20-7.2	8	ML	moist to very moist
								9		TD-8.0'
								10		
								11		
								12		
								13		
								14		
								15		

# IRIS ENVIRONMENTAL FIELD BORING LOG

Project: <u>Romic</u>	Contract No: <u>67-555C</u>	Boring No: <u>S22</u>	Total Depth: <u>8.0'</u>
Project Mgr: <u>C. Alger</u>	Logged By: <u>A. Behrens</u>	Start Time: <u>1540</u>	Date: <u>7/21/11</u>
Drilling Contractor: <u>PeneCore</u>	Sampling Methods: <u>Dual Tube</u>	Completed Time: <u>1550</u>	Date:
Drill Rig Type: <u>Geoprobe</u>	Driller's Name: <u>Y. Ortega</u>	Backfilled Time: <u>1600</u>	Date:

Sampler Depth	Sampler Type	In. Driven	In. Recovered	PID / FID	Time	Sample No.	Sample ID	Depth in Feet	USCS Name	Description
		12	12					0	C	4.5" core
								1	GP	5" gravel and sand
				1.5	1615		S22-0.8	2	GM	Sandy gravel with fines, wet, medium dense, no odor, dark green staining 4" above contact
								3	HH	grades to MH, black/dark brown, soft, 20% very fine sand, no odor, some rootlets, <sup>medium</sup> plastic
				85	1620		S22-3.3	4		
		6	0					5	NR	becomes hard 4.5'-5.0'
				2.9				6	SC	clayey sand with silt (Gley 5GY 3/1), soft to loose, wet 5.0'-5.5'
								7		5.5' saturated odor
				14				8		very fine to fine sand
								9		TD-8.0' GW encountered at 5.5'
								10		
								11		
								12		
								13		
								14		
								15		

PID-5.5ppm BH  
0.0ppm BZ

# IRIS ENVIRONMENTAL FIELD BORING LOG

Project: Romic		Contract No: 07-555C		Boring No: S26		Total Depth: 8.0'	
Project Mgr: C. Alger		Logged By: A. Behrens		Start Time: 1445		Date: 7/21/11	
Drilling Contractor: PeneCore		Sampling Methods: Dual Tube		Completed Time: 1455		Date: ↓	
Drill Rig Type: Geoprobe		Driller's Name: Y. Ortega		Backfilled Time: 1505		Date: ↓	

Sampler Depth	Sampler Type	In. Driven	In. Recovered	PID / FID	Time	Sample No.	Sample ID	Depth in Feet	USCS Name	Description
								0	C	5" concrete core
								1	GP	5" gravel/sand fill
					10		S26-0.8	1		
					1510			2	ML	Dark brown, dry, ML, with 30% very fine sand, medium stiff, no odor, unoxidized rootlets
								3		color grades into brown, 2.5Y 4/4, oxidized mottling, very soft, very moist to wet, very fine sand 50%/50% silt, possibly shallow GW? unsure, kept all samples, locations not
					1515		S26-3.3	4	SM/ML	
			0/6	3.1				5	NR	
								6	SM/ML	Same as 3'-4.5' described above
					1520		S26-6.3	7	MH	Clayey silt, trace very fine sand, abundant oxide stains and blue streaking reduce stains, mottled, very soft, very plastic, damp
								8	NR	
								9		TD - 8.0'
								10		No GW
								11		
								12		
								13		
								14		
								15		



# IRIS ENVIRONMENTAL FIELD BORING LOG

Project: <b>Romic</b>	Contract No: <b>07-555-C</b>	Boring No: <b>TB</b>	Total Depth: <b>8.0'</b>
Project Mgr: <b>C. Alger</b>	Logged By: <b>A. Behrens</b>	Start Time: <b>1320</b>	Date: <b>7/12/11</b>
Drilling Contractor: <b>Penecore</b>	Sampling Methods: <b>Dual Tube</b>	Completed Time: <b>1330</b>	Date: <b>7/12/11</b>
Drill Rig Type: <b>Geoprobe</b>	Driller's Name: <b>Y. Ortega</b>	Backfilled Time: <b>1400</b>	Date: <b>7/12/11</b>

Sampler Depth	Sampler Type	In. Driven	In. Recovered	PID / FID	Time	Sample No.	Sample ID	Depth in Feet	USCS Name	Description
								0	Ⓢ	6" concrete; no fill.
							TB-0.5	1	SM	SILTY SAND (SM): some reducing conditions; serpentine clasts.
								2		
				0.4				3		SILTY SAND to SANDY SILT (SM/ML): black;
				0.3			TB-3.0	4		Softens and color lightens with depth.
		▽	▽					5		Damp.
				0.5			TB-6.0	6		
				0.8				7	SM	SILTY SAND (SM): streaks of red and slightly oxidized soils in olive brown (2.5Y 4/3); moist; slight plasticity.
		▽	▽					8	GP	2" lense of GRAVEL (GP): wet; fine gravel.
								9		TD @ 8.0'; ground encountered at 7'10".
								10		
								11		
								12		
								13		
								14		
								15		

# IRIS ENVIRONMENTAL FIELD BORING LOG

Project: <u>Romic</u>	Contract No: <u>07-555-C</u>	Boring No: <u>T11</u>	Total Depth: <u>8.0'</u>
Project Mgr: <u>C. Alger</u>	Logged By: <u>A. Behrens</u>	Start Time: <u>1255</u>	Date: <u>7/12/11</u>
Drilling Contractor: <u>Penelore</u>	Sampling Methods: <u>Dual Tube</u>	Completed Time: <u>1305</u>	Date: <u>7/12/11</u>
Drill Rig Type: <u>Geoprobe</u>	Driller's Name: <u>Y. Ortega</u>	Backfilled Time: <u>1330</u>	Date: <u>7/12/11</u>

Sampler Depth	Sampler Type	In. Driven	In. Recovered	PID / FID	Time	Sample No.	Sample ID	Depth in Feet	USCS Name	Description
								0	Ⓢ	7" concrete.
								1	GW	SANDY GRAVEL (GW) (fill): loose.
					1310		T11-1.0	2	GM	SANDY GRAVEL (GM): very dark grayish green (GLEY 1 SG 3/2); dry; some fines; low dry strength; some oxidation; serpentine clasts to 1" diam; no odor.
				0.8				3		
					1315		T11-3.5	4	SM / ML	SILTY SAND to SAND SILT (SM/ML): black; hard; very fine sand. Color lightens & softens with depth.
		Δ	Δ	0.2				5		
				3.1				6		
					1315		T11-6.5	7	SM	SILTY SAND (SM): olive brown (2.5X 4/4); damp; slight plasticity.
		Δ	Δ	0.0				8		
								9		
								10		
								11		
								12		
								13		
								14		
								15		

TD @ 8.0'; groundwater not encountered.

# IRIS ENVIRONMENTAL FIELD BORING LOG

Project: <b>Romic</b>	Contract No: <b>07-555C</b>	Boring No: <b>T18</b>	Total Depth: <b>8.0'</b>
Project Mgr: <b>C. Alger</b>	Logged By: <b>A. Behrens</b>	Start Time: <b>1345</b>	Date: <b>7/14/11</b>
Drilling Contractor: <b>Penecore</b>	Sampling Methods: <b>wal tube</b>	Completed Time: <b>1355</b>	Date: ↓
Drill Rig Type: <b>Geoprobe</b>	Driller's Name: <b>Y. Ortega</b>	Backfilled Time: <b>1430</b>	Date: ↓

PID = 120 ppm borehole

Sampler Depth	Sampler Type	In. Driven	In. Recovered	PID / FID	Time	Sample No.	Sample ID	Depth in Feet	USCS Name	Description
								0	Ⓢ	7" core concrete 0" fill
				54				1	SM	very stained odorous turquoise sand, loose damp med. to fine-grained w/ some fine angular gravel
							2			
							3			
				445	1400		T18-3.1	4	ML	sharp contact ~2.8' to black ML med. stiff w/ fine sand odor present color lightens to greenish 4.5'-5'
				3900				5		silty sand soft (Gley 1 10 6Y 4/1) some oxidation visible, odor moist some fine gravel some roots @ 7'
							6			
					1405		T18-b.1	7	SM	
				640				8		
								9		TD- 8.0', NO GW
								10		
								11		
								12		
								13		
								14		
								15		

# IRIS ENVIRONMENTAL FIELD BORING LOG

Project: <b>Romic</b>	Contract No: <b>07-555C</b>	Boring No: <b>T19</b>	Total Depth: <b>8.0'</b>
Project Mgr: <b>C. Alger</b>	Logged By: <b>A. Behrens</b>	Start Time: <b>1400</b>	Date: <b>7/14/11</b>
Drilling Contractor: <b>Penecore</b>	Sampling Methods: <b>Dual Tube</b>	Completed Time: <b>1410</b>	Date: <b>↓</b>
Drill Rig Type: <b>Geoprobe</b>	Driller's Name: <b>Y. Ortega</b>	Backfilled Time: <b>1430</b>	Date: <b>↓</b>

Sampler Depth	Sampler Type	In. Driven	In. Recovered	PID / FID	Time	Sample No.	Sample ID	Depth in Feet	USCS Name	Description
					1405		T19-0.5	0	Ⓢ	6" concrete core 0" fill
				6020				1	ML	black SM/ML med. stiff dry to damp odor very uniform until 4' then gradual color Δ to (5Y 4/2) and increasing fine sand
							T19-3.0	2		
					1435			3		
								4		odor very soft, damp to moist very fine sand and silt (SM) gray green
				5610				5	SM	
								6		(Gley 1 5G 2.5/1)
				2.815			T19-6.0	7		
								8		TD 8.0' - NO GW
				103				9		
								10		
								11		
								12		
								13		
								14		
								15		

PID 156 ppm borohole  
0.0 ppm BZ

# IRIS ENVIRONMENTAL FIELD BORING LOG

Project: <b>Romic</b>	Contract No: <b>07-555C</b>	Boring No: <b>T21</b>	Total Depth: <b>8.0'</b>
Project Mgr: <b>C. Alger</b>	Logged By: <b>A. Behrens</b>	Start Time: <b>1450</b>	Date: <b>7/14/11</b>
Drilling Contractor: <b>Penecore</b>	Sampling Methods: <b>Dual tube</b>	Completed Time: <b>1500</b>	Date: <b>↓</b>
Drill Rig Type: <b>Geoprobe</b>	Driller's Name: <b>Y. Ortega</b>	Backfilled Time: <b>1530</b>	Date: <b>↓</b>

Sampler Depth	Sampler Type	In. Driven	In. Recovered	PID / FID	Time	Sample No.	Sample ID	Depth in Feet	USCS Name	Notes
								0	⊙	6" core concrete, 0" fill
							T21-0.5	1	GM	gravel/sand mix, some fines, med. dense, dry oxidization, some manganese crystals (2.5 Y 4/4)
				27				2		
							T21-3.0	3	SM/ML	sharp contact to dark black/brown SM/ML (2.5 Y 2.5/1)
				3.000	1500			4		v. stiff, less odor
				6				5	NR	NR 4.5-5.0'
				0				6	SP/SW	Reduced SP/SW SATURATED (Gley) dark greenish gray saturated by 5'
				29				7	SW	6.5'-7' = 6" very coarse sand to fine gravel
								8	SP	loose, saturated 7'-8' increased fines
				5.8				9		
								10		
								11		
								12		
								13		
								14		
								15		

No sample taken @ 5.5' (target depth) due to saturation  
 PID: 1.5 ppm @ borehole  
 0.0 ppm @ BZ

TD - 8.0', GW @ 5.0'

# IRIS ENVIRONMENTAL FIELD BORING LOG

Project: <b>Romic</b>	Contract No: <b>07-555C</b>	Boring No: <b>T24</b>	Total Depth: <b>8.0'</b>
Project Mgr: <b>C. Alaer</b>	Logged By: <b>A. Behrens</b>	Start Time: <b>1620</b>	Date: <b>7/21/11</b>
Drilling Contractor: <b>PeneCore</b>	Sampling Methods: <b>Dual Tube</b>	Completed Time: <b>1630</b>	Date: ↓
Drill Rig Type: <b>Geoprobe</b>	Driller's Name: <b>Y. Ortega</b>	Backfilled Time: <b>1645</b>	Date: ↓

Sampler Depth	Sampler Type	In. Driven	In. Recovered	PID / FID	Time	Sample No.	Sample ID	Depth in Feet	USCS Name	Description
								0	C	6" concrete core
								1	GP	9" gravel fill
				58				2	GM	gravel/sand, very fine angular gravel, damp, medium dense, brown 10YR 3/6
								3	ML	0.5" green staining above contact sharp contact to black, soft, ML with very fine sand
				08				4		
		↓	↓		1640		T24-3.8	5		brown 2.5Y 4/3 soft, wet, sandy clayey silt/clayey sand
				01				6	MH sc	no odor not fully saturated, capillary zone by ~7'
								7		
		↓	↓	02	1645		T24-6.8	8		
								9		TD-8.0' No GW
								10		
								11		
								12		
								13		
								14		
								15		

# IRIS ENVIRONMENTAL FIELD BORING LOG

Project: <u>Romic</u>		Contract No.: <u>07-555C</u>		Boring No: <u>TP 5</u>		Total Depth: <u>12.0'</u>	
Project Mgr: <u>C. Alar</u>		Logged By: <u>A. Behrens</u>		Start Time: <u>1130</u>		Date: <u>7/26/11</u>	
Drilling Contractor: <u>PeneCore</u>		Sampling Methods: <u>Dual Tube</u>		Completed Time: <u>1140</u>		Date: <u>↓</u>	
Drill Rig Type: <u>Geoprobe</u>		Driller's Name: <u>Y. Ortega</u>		Backfilled Time: <u>1150</u>		Date: <u>↓</u>	

Sampler Depth	Sampler Type	In. Driven	In. Recovered	PID / FID	Time	Sample No.	Sample ID	Depth in Feet	USCS Name	Notes
				54.8				0	C	Strong odor through out
								0.5	GP	6" concrete
				123	1150		TP5-1.0	1	GP	6" dry cobble fill
								2	SH/ML	SM/ML with gravel, fill material, dark brown, shiny rubbery material observed, dry to damp some serpentinite cobbles, other non-native artificial material, striated throughout
				115	1155		TP5-3.5	3	SH/ML	
				2025				4		
				1820				5		
					1200		TP5-6.5	6		← 6-6.5' brown color material encountered
				0				7		damp soft
				0				8	NR	6.6'-7' concrete pieces
				6	1945			9	SH/ML	7-8.5' no recovery
								10	SH/ML	Bay Mud, dark gray, saturated, soft, organic, ← grasses
				550				11	ML	oxide stains and nodules, prominent @ 11'-12' even texture and color
								12		
								13		TD-12.0'
								14		Groundwater encountered at 10'
								15		

# IRIS ENVIRONMENTAL FIELD BORING LOG

Project: <b>Romic</b>	Contract No: <b>07-555C</b>	Boring No: <b>U20</b>	Total Depth: <b>8.0'</b>
Project Mgr: <b>C. Alger</b>	Logged By: <b>A. Behrens</b>	Start Time: <b>1520</b>	Date: <b>7/14/11</b>
Drilling Contractor: <b>Penecore</b>	Sampling Methods: <b>Dual Tube</b>	Completed Time: <b>1530</b>	Date: <b>↓</b>
Drill Rig Type: <b>Geoprobe</b>	Driller's Name: <b>Y. Ortega</b>	Backfilled Time:	Date: <b>↓</b>

Sampler Depth	Sampler Type	In. Driven	In. Recovered	PID / FID	Time	Sample No.	Sample ID	Depth in Feet	USCS Name	Description
								0	Ⓢ	6" concrete core, 0" fill
				6.0				1	GP	0-2' dense sand/fine gravel, angular oxidized with some serpentinite
								2		
								3	ML SM	fairly sharp contact w/ black SM/ML stiff, dry softens and lightens to depth of 5'
					1545		U20-3.6	4		
				4900				5	SM	med. coarse sand by 5' some reduced coloration, very moist
				155				6	SM SP	SATURATED med/coarse sand, loose, green 5' - 5.7'
				33	1555		U20-6.0	7	SM	increased fines by 6' wet/very moist increased proportion of fines, more oxidized coloration (2.5 Y 4/4)
								8		
								9		TD 8.0'
								10		
								11		
								12		
								13		
								14		
								15		



# IRIS ENVIRONMENTAL FIELD BORING LOG

Project: <u>Romic</u>	Contract No: <u>07-555C</u>	Boring No: <u>U21</u>	Total Depth: <u>5.0'</u>
Project Mgr: <u>C. Alger</u>	Logged By: <u>A. Behrens</u>	Start Time: <u>1600</u>	Date: <u>7/14/11</u>
Drilling Contractor: <u>Penecore</u>	Sampling Methods: <u>Dual tube</u>	Completed Time: <u>1610</u>	Date: <u>↓</u>
Drill Rig Type: <u>Geoprobe</u>	Driller's Name: <u>Y. Ortega</u>	Backfilled Time: <u>1630</u>	Date: <u>↓</u>

PID = 12.6 ppm @ BH  
0.0 ppm @ BZ

Sampler Depth	Sampler Type	In. Driven	In. Recovered	PID / FID	Time	Sample No.	Sample ID	Depth in Feet	USCS Name	Description
								0	(C)	6" core concrete, 0" fill
							U21-0.5	1	SM	1'-2" SM, green 2" dia. serpentinite angular cobbles @ 2'
				5.5				2	▽	2.25' SATURATED med. coarse sand w/ gravel
				28.5				3		
			0					4	NR	NR 3'-5'
			0					5		
								6		TD 5.0', GW @ 2.25'
								7		
								8		
								9		
								10		
								11		
								12		
								13		
								14		
								15		

# IRIS ENVIRONMENTAL FIELD BORING LOG

Project: <b>Romic</b>	Contract No: <b>07-555C</b>	Boring No: <b>V2</b>	Total Depth: <b>8.0'</b>
Project Mgr: <b>C. Alger</b>	Logged By: <b>A. Behrens</b>	Start Time: <b>1230</b>	Date: <b>7/11/11</b>
Drilling Contractor: <b>Penecore</b>	Sampling Methods: <b>Dual Tube</b>	Completed Time: <b>1240</b>	Date: <b>↓</b>
Drill Rig Type: <b>Geoprobe</b>	Driller's Name: <b>Y. Ortega</b>	Backfilled Time: <b>1600</b>	Date: <b>↓</b>

Sampler Depth	Sampler Type	In. Driven	In. Recovered	PID / FID	Time	Sample No.	Sample ID	Depth in Feet	USCS Name	Description
								0	Ⓢ	8" concrete
								1	GP	5" fill gravel
						V2-1.1		2	SM/ GM	soil and gravel to 3.4' then silty sand dry semi soft
				0.5				3		10 YR 2/1
						V2-3.6		4	SM	↓
								5	NR	NR sample compression first 5' sleeve gap @ bottom grad. color Δ to 10-YR 4/4
				0.0				6	ML	sandy silt
						V2-6.6		7		increasing softness to sand w/ depth
								8		slightly damp slight green/blue staining/discolor 7.5'-8
				0.3				9		
								10		TD - 8.0' NO GW
								11		
								12		
								13		
								14		
								15		

# IRIS ENVIRONMENTAL FIELD BORING LOG

Project: <b>Romic</b>	Contract No: <b>07-555C</b>	Boring No: <b>V5</b>	Total Depth: <b>8.0'</b>
Project Mgr: <b>C. Alger</b>	Logged By: <b>A. Behrens</b>	Start Time: <b>1415</b>	Date: <b>7/12/11</b>
Drilling Contractor: <b>Penecore</b>	Sampling Methods: <b>Dual Tube</b>	Completed Time: <b>1425</b>	Date: <b>↓</b>
Drill Rig Type: <b>Geoprobe</b>	Driller's Name: <b>Y. Ortega</b>	Backfilled Time: <b>1500</b>	Date: <b>↓</b>

Sampler Depth	Sampler Type	In. Driven	In. Recovered	PID / FID	Time	Sample No.	Sample ID	Depth in Feet	USCS Name	Description
								0	Ⓢ	8" concrete
							V5-1.0	1	GP/SP	4" fill (gravel and sand) 1.5'-2' large gravel angular dry
				2.1				2	ML	black ML v. stiff dry
							V5-3.5	4		
				0.6				5		Δ color black to 2.5 Y 4/4
				2.9				6		
							V5-6.5	7		
				5.5				8	SM/SP	7-8' moist SM/SP w/ 30% fines (silt) soft, <u>no odor</u> even though PID reading
								9		
								10		
								11		
								12		
								13		
								14		
								15		

NOTE PID in B2 @ borehole  
0.0

# IRIS ENVIRONMENTAL FIELD BORING LOG

Project: <b>Romic</b>	Contract No: <b>07-555C</b>	Boring No: <b>V8</b>	Total Depth: <b>8.0'</b>
Project Mgr: <b>C. Alger</b>	Logged By: <b>A. Behrens</b>	Start Time: <b>1350</b>	Date: <b>7/12/11</b>
Drilling Contractor: <b>Penecore</b>	Sampling Methods: <b>Dual Tube</b>	Completed Time: <b>1400</b>	Date: <b>↓</b>
Drill Rig Type: <b>Geoprobe</b>	Driller's Name: <b>V. Ortega</b>	Backfilled Time: <b>1430</b>	Date: <b>↓</b>

Sampler Depth	Sampler Type	In. Driven	In. Recovered	PID / FID	Time	Sample No.	Sample ID	Depth in Feet	USCS Name	Description
								0	(C)	5" concrete core 1" fill
								1	GM	1'-2' REDUCED Greenish mix sand/gravel/silt fairly sharp to black ML v. stiff dry
				0.1				2		
					1400		V8-3.0	3	ML	Gradual color change to TD increasing softness to sand
				0.2				4		
		▽	▽					5		
								6		some fine rounded gravel present (NOT lenses, interspersed)
							V8-6.0	7		
								8	SM/SP	olive brown 2.5Y 4/4
		▽	▽					9		
								10		Very damp to wet @ 8' not saturated SM to SP
								11		
								12		
								13		
								14		
								15		

# IRIS ENVIRONMENTAL FIELD BORING LOG

Project: <u>Romic</u>	Contract No: <u>07-555-C</u>	Boring No: <u>V11</u>	Total Depth: <u>8.0</u>
Project Mgr: <u>C. Aiger</u>	Logged By: <u>A. Behrens</u>	Start Time: <u>1120</u>	Date: <u>7/12/11</u>
Drilling Contractor: <u>Penncore</u>	Sampling Methods: <u>Dual Tube</u>	Completed Time: <u>1130</u>	Date: <u>7/12/11</u>
Drill Rig Type: <u>Geoprobe</u>	Driller's Name: <u>Y. Ortega</u>	Backfilled Time: <u>1150</u>	Date: <u>7/12/11</u>

Sampler Depth	Sampler Type	In. Driven	In. Recovered	PID / FID	Time	Sample No.	Sample ID	Depth in Feet	USCS Name	Description
					1130		V11-0.7	0	Ⓢ	8" concrete; 0" fill.
				0.5				1	GM/SM	SILTY GRAVEL to SILTY SAND (GM/SM): dark brown with green discoloration; fine gravel.
								2	SM/ML	SILTY SAND to SANDY SILT (SM/ML): hard.
								3		Softens with depth; color gradually lightens.
					1135		V11-3.2	4		
		▽	▽	0.0				5	SM	SILTY SAND (SM): dark olive brown (2.5 y 3/3); damp; very fine sand; some very fine gravel; slightly plastic.
				0.0				6	▽	
					1145		V11-6.2	7	SN	GRAVELLY SAND (SW): wet; coarse sand; very fine gravel; some silt.
		▽	▽	0.0				8	SP	SAND (SP): dark yellowish brown (10YR 4/6); fine to medium sand; some oxidation.
								9		TD @ 8.0; groundwater encountered @ 6.0'.
								10		
								11		
								12		
								13		
								14		
								15		

# IRIS ENVIRONMENTAL FIELD BORING LOG

Project: <u>Romiz</u>	Contract No: <u>07-555C</u>	Boring No: <u>V17</u>	Total Depth: <u>8.0'</u>
Project Mgr: <u>C. Alger</u>	Logged By: <u>A. Behrens</u>	Start Time: <u>0720</u>	Date: <u>7/15/11</u>
Drilling Contractor: <u>Vene Core</u>	Sampling Methods: <u>Dial Tube</u>	Completed Time: <u>0730</u>	Date: <u>↓</u>
Drill Rig Type: <u>Geoprobe</u>	Driller's Name: <u>X. Ortega</u>	Backfilled Time: <u>0745</u>	Date: <u>↓</u>

Sampler Depth	Sampler Type	In. Driven	In. Recovered	PID / FID	Time	Sample No.	Sample ID	Depth in Feet	USCS Name	Description
								0	⊙	6" concrete core, 0" fill
				0.2	0745		V17-0.5	1	SM	blue green med. sand w/ fines to fine gravel damp, semi-dense, no odor, reduced
								2		
								3	ML	sharp contact to black ML (30% v.f. sand) stiff dry to damp
				0.8	0750		V17-3.0	4		softens with depth
		↓	↓					5	SM ML	gradual color Δ 4'-5' (2.5 Y 3/3) v.f. sand
								6		
				0.3	0755		V17-6.0	7	SM	5'-8' very consistent/uniform brown SM fine-v. fine sand, some oxidation. soft, moist
		↓	↓	0.2				8		
								9		some fine gravel present @ 7'-8'
								10		
								11		
								12		
								13		
								14		
								15		

PID: 0.2 ppm @ BH  
0.0 ppm @ BZ

TD - 8.0', NO GW

# IRIS ENVIRONMENTAL FIELD BORING LOG

Project: <b>Romic</b>	Contract No: <b>07-555C</b>	Boring No: <b>V18</b>	Total Depth: <b>8.0'</b>
Project Mgr: <b>C. Alger</b>	Logged By: <b>A. Behrens</b>	Start Time: <b>0740</b>	Date: <b>7/15/11</b>
Drilling Contractor: <b>Penecore</b>	Sampling Methods: <b>Dual tube</b>	Completed Time: <b>0750</b>	Date: <b>7/15/11</b>
Drill Rig Type: <b>Geoprobe</b>	Driller's Name: <b>Y. Ortega</b>	Backfilled Time: <b>0800</b>	Date: <b>7/15/11</b>

Sampler Depth	Sampler Type	In. Driven	In. Recovered	PID / FID	Time	Sample No.	Sample ID	Depth in Feet	USCS Name	Description
							V18-0.5	0	Ⓞ	6" concrete core, 0" fill
								1	SM	blue green med. sand w/ fines to fine gravel damp, semi-dense, no odor, reduced
				0.3				2	GP	
								3	SP	4" lens coarse gravel (blk., w/ fines)
							V18-3.0	3	SP	6" lens coarse sand w/ fines
								4	ML	grades to black ML, hard, dry v.f. sand
								5		lightens and softens with depth from 4'-5', and fine gravel (2.5 Y 4/3)
								6	SM	
							V18-6.0	7		5'-8' very consistent/uniform brown SM fine-v. fine sand, some oxidation, soft, moist
								8		
								9		TD - 8.0', NO GW
								10		
								11		
								12		
								13		
								14		
								15		

# IRIS ENVIRONMENTAL FIELD BORING LOG

Project: <u>Romic</u>	Contract No: <u>07-555c</u>	Boring No: <u>V19</u>	Total Depth: <u>8.0'</u>
Project Mgr: <u>C. Alger</u>	Logged By: <u>A. Behrens</u>	Start Time: <u>1430</u>	Date: <u>7/14/11</u>
Drilling Contractor: <u>Penecore</u>	Sampling Methods: <u>Dual tube</u>	Completed Time: <u>1440</u>	Date: <u>↓</u>
Drill Rig Type: <u>Geoprobe</u>	Driller's Name: <u>V. Ortega</u>	Backfilled Time: <u>1445</u>	Date: <u>↓</u>

Sampler Depth	Sampler Type	In. Driven	In. Recovered	PID / FID	Time	Sample No.	Sample ID	Depth in Feet	USCS Name	Description
					1640		V19-0.6	0	⊙	7" core concrete, 0" fill
				1.4				1	SP	1.0'-1.5' loose brown sand/fine gravel mix, dry reddish oxidation coloration
				1.8				2		
					1645		V19-3.1	3	SM/ML	sharp contact @ 1.5' to black SM/ML v. stiff to hard, softens with depth
		0.6	0.1					4	SM	@ 4' grades to SM-v.f. to fine sands, oxidized
								5	NR	color mottling, damp, med. dense (10YR 4/4)
								6		
					1655		V19-6.1	7	SP	NR 4.5'-5.0' soft, moist SP, brown oxidization consistent color and texture 5'-8'
								8		
								9		
								10		
								11		
								12		
								13		
								14		
								15		

TD- 8.0'



# IRIS ENVIRONMENTAL FIELD BORING LOG

Project: <b>Romic</b>		Contract No: <b>07-555C</b>		Boring No: <b>V22</b>		Total Depth: <b>8.0'</b>	
Project Mgr: <b>C Alger</b>		Logged By: <b>A Behrens</b>		Start Time: <b>1110</b>		Date: <b>7/15/11</b>	
Drilling Contractor: <b>Penecore</b>		Sampling Methods: <b>Dual tube</b>		Completed Time: <b>1120</b>		Date: <b>↓</b>	
Drill Rig Type: <b>Geoprobe</b>		Driller's Name: <b>Y. Ortega</b>		Backfilled Time: <b>1140</b>		Date: <b>↓</b>	

Sampler Depth	Sampler Type	In. Driven	In. Recovered	PID / FID	Time	Sample No.	Sample ID	Depth in Feet	USCS Name
								0	Ⓢ 8" concrete core
								1	GP 4" sand and pea gravel fill
				0.4				2	SM/ML 1'-2' sand/gravel/fines mix dry brown oxidized loose to semi-dense
								3	ML large angular serpentinite gravel @ 2' fairly sharp contact to black ML med-stiff dry to damp, some oxidation spots no odor
					1135		V22-3.5	4	
		▽	▽	0.5				5	
				0.0				6	
					1140		V22-6.5	7	SM/ML grades to brown sandy silt/silty sand, fine-grained sand, soft to very soft, damp to very moist, color mottled w/ oxidation and some reduced greens, med. sand present @ ~7-8' w/ increased moisture
		▽	▽	0.0				8	
								9	
								10	
								11	
								12	
								13	
								14	
								15	

TD: 8.0', NO GW

# IRIS ENVIRONMENTAL FIELD BORING LOG

Project: <b>Romic</b>	Contract No: <b>07-555C</b>	Boring No: <b>V23</b>	Total Depth: <b>8.0'</b>
Project Mgr: <b>C. Alger</b>	Logged By: <b>A Behrens</b>	Start Time: <b>0940</b>	Date: <b>7/15/11</b>
Drilling Contractor: <b>Penecore</b>	Sampling Methods: <b>Dual tube</b>	Completed Time: <b>0950</b>	Date: <b>↓</b>
Drill Rig Type: <b>Geoprobe</b>	Driller's Name: <b>X. Ortega</b>	Backfilled Time: <b>1010</b>	Date: <b>↓</b>

Sampler Depth	Sampler Type	In. Driven	In. Recovered	PID / FID	Time	Sample No.	Sample ID	Depth in Feet	USCS Name	Description
								0	©	6" core 0" fill
				3.2	1000		V23-0.5	1		Blk ML/SM dry/hard/v. stiff, some root castes
								2	ML/SM	
							V23-3.0	3		
								4		Soft 4'-5' lightens to (10YR 3/2) moist, semi-plastic v. f. sand
				5.2	1005			5	SM	
								6		5-8' - 10YR 4/3 soft/loose v. moist, fine-medium sand w/ fines, non-plastic and no odor
							V23-6.0	7		
								8		
								9		TD: 8.0' NO GW
								10		
								11		
								12		
								13		
								14		
								15		

# IRIS ENVIRONMENTAL FIELD BORING LOG

Project: <u>Romic</u>		Contract No: <u>07-555C</u>		Boring No: <u>V26</u>		Total Depth: <u>8.0'</u>	
Project Mgr: <u>C. Alger</u>		Logged By: <u>A. Behrens</u>		Start Time: <u>1515</u>		Date: <u>7/2/11</u>	
Drilling Contractor: <u>PeneCore</u>		Sampling Methods: <u>Dual Tube</u>		Completed Time: <u>1525</u>		Date: ↓	
Drill Rig Type: <u>Geoprobe</u>		Driller's Name: <u>Y. Ortega</u>		Backfilled Time: <u>1550</u>		Date: ↓	

Sampler Depth	Sampler Type	In. Driven	In. Recovered	PID / FID	Time	Sample No.	Sample ID	Depth in Feet	USCS Name	
		Full						0	C	6.5" concrete core
		To					V26-	1	GP	5" gravel
		Total Depth	0.7		1545		0.9		GM	brown, oxidized, sandy, angular, very fine gravel with silt, dry, dense, no odor
								2		
								3	ML	sharp contact, black, stiff, ML 15% very fine sand, no odor, dry
					1550		V26-	4		softens with depth
			0.5				3.9			
		↓	↓					5	ML / SM	increasing sand to approximately 40% by 3/2 mottling brown/oxide stains/reduction stains becomes soft by 5.0' wet
								6		
				0.8	1555		V26-	7	MH	clayey silt, soft, moist, 6.7'-7.7' 10% sand sharp contact to SP
		↓	↓				6.4			
			2.5					8	SP	7.7' saturated, clean medium sand SP, trace fines
								9		
								10		TD- 8.0' GW encountered at 7.7'
								11		
								12		
								13		
								14		
								15		

# IRIS ENVIRONMENTAL FIELD BORING LOG

Project: <u>Romic</u>		Contract No: <u>07-555C</u>		Boring No: <u>V29</u>		Total Depth: <u>10.0'</u>	
Project Mgr: <u>C. Alger</u>		Logged By: <u>A. Behrens</u>		Start Time: <u>0800</u>		Date: <u>7/26/11</u>	
Drilling Contractor: <u>PeneCore</u>		Sampling Methods: <u>Dual Tube</u>		Completed Time: <u>0815</u>		Date: ↓	
Drill Rig Type: <u>Geoprobe</u>		Driller's Name: <u>Y. Ortega</u>		Backfilled Time: <u>0840</u>		Date: ↓	

Sampler Depth	Sampler Type	In. Driven	In. Recovered	PID / FID	Time	Sample No.	Sample ID	Depth in Feet	USCS Name	Notes
		12	12					0	C	6" concrete core
								1	GP	30" fill- gravel, sand, loose, dry
								2		
								3	ML	ML, dark brown, dry, no odor, 25% fine to medium sand, trace very fine gravel, few organic material
				4.6	0830		V29-3.0	4	NR	3.5'-5' no recovery
								5	GH	4" gravel coarse, with sand, saturated
								6	ML	2"-3" ML, organic, black, abundant plant material, very soft, sticky texture, organic odor, wet fibrous
								7		
								8	SH/ML	@ 5.5' ML without organics with very fine sand 20%, soft, moist
								9		grades to reduced coloration - gray with some mottling, increased sand to 40%, oxidation
								10	NR	Increased with depth no recovery 9'-10'
								11		
								12		
								13		
								14		
								15		

PID 0.0ppm <sup>BH</sup>  
BZ

TD- 10.0'  
Groundwater encountered at 8.5'

# IRIS ENVIRONMENTAL FIELD BORING LOG

Project: <b>Romic</b>	Contract No: <b>07-555C</b>	Boring No: <b>W22</b>	Total Depth: <b>8.0'</b>
Project Mgr: <b>C Alger</b>	Logged By: <b>A Behrens</b>	Start Time: <b>1140</b>	Date: <b>7/15/11</b>
Drilling Contractor: <b>Venecore</b>	Sampling Methods: <b>Dual tube</b>	Completed Time: <b>1150</b>	Date: <b>↓</b>
Drill Rig Type: <b>Geoprobe</b>	Driller's Name: <b>Y. Ortega</b>	Backfilled Time: <b>1210</b>	Date: <b>↓</b>

Sampler Depth	Sampler Type	In. Driven	In. Recovered	PID / FID	Time	Sample No.	Sample ID	Depth in Feet	USCS Name	Description
								0	⊙	7" core of concrete, 0" fill
								1	SW	(10 YR 3/4) dry, dense sand w/ silt, well-graded sand v. fine to coarse grains
			0.2					2		
								3		2-3' grades color and texture to blk ML/SM
					1155		W22-3.1	3	SM/ML	v.f. sand, v. stiff, dry root castes and strong mottling, oxid/reduced in transition zone 2'-3.5'
			0.2					4		slightly softer by 5' (still stiff)
								5		
								6	SM	increasing softness and color changes to 10 YR 4/3
			0.1		1200		W22-6.1	6		Silty sand, moist oxid/reduc. color mottling 5'-8'
								7		
			0.1					8	SP	saturated @ 7.5'; SP/SM v.f. to fine sand
								9		
								10		
								11		
								12		
								13		
								14		
								15		

TD: 8.0', 6W @ 7.5'

# IRIS ENVIRONMENTAL FIELD BORING LOG

Project: <i>Romic</i>	Contract No: <i>07-555-C</i>	Boring No: <i>X8</i>	Total Depth: <i>8.0'</i>
Project Mgr: <i>E. Alger</i>	Logged By: <i>A. Behrens</i>	Start Time: <i>1045</i>	Date: <i>7/12/11</i>
Drilling Contractor: <i>Penncore</i>	Sampling Methods: <i>Dual Tube</i>	Completed Time: <i>1055</i>	Date: <i>7/12/11</i>
Drill Rig Type: <i>Geoprobe</i>	Driller's Name: <i>V. Ortega</i>	Backfilled Time: <i>1130</i>	Date: <i>7/12/11</i>

Sampler Depth	Sampler Type	In. Driven	In. Recovered	PID / FID	Time	Sample No.	Sample ID	Depth in Feet	USCS Name	Description
								0	Ⓢ	8" concrete
								1	SP	4" lense of SAND (SP) (fill): no fines.
				0.0	1050		X8-1.0	2		SILTY SAND to SANDY SILT (SM/ML); black; dry; very stiff but softens with depth; some fine to medium gravel at top.
				0.0	1055		X8-3.5	4		
		▽	▽					5		Gradual color change to dark brown (10YR 3/3); slightly damp; softens with depth.
								6		Moist at 6'; some fine gravel.
				1100			X8-6.5	7	SM	SILTY SAND (SM): fine to medium sand; low to medium plasticity.
		▽	▽					8	SM	Wet @ 7.0'; low dilatency.
								8		TD @ 8.0'; groundwater encountered at 7.0'.
								9		
								10		
								11		
								12		
								13		
								14		
								15		

# IRIS ENVIRONMENTAL FIELD BORING LOG

Project: <i>Romic</i>	Contract No: <i>07-555C</i>	Boring No: <i>X9</i>	Total Depth: <i>8.0'</i>
Project Mgr: <i>C. Alaer</i>	Logged By: <i>A. Behrens</i>	Start Time: <i>1015</i>	Date: <i>7/12/11</i>
Drilling Contractor: <i>Penecore</i>	Sampling Methods: <i>Dual Tube</i>	Completed Time: <i>1025</i>	Date: <i>7/12/11</i>
Drill Rig Type: <i>Geoprobe</i>	Driller's Name: <i>V. Ortega</i>	Backfilled Time: <i>1100</i>	Date: <i>7/12/11</i>

Sampler Depth	Sampler Type	In. Driven	In. Recovered	PID / FID	Time	Sample No.	Sample ID	Depth in Feet	USCS Name	Description
								0	Ⓢ	8" concrete.
								1	ML	SILT with SAND (ML) mixed with fill: dark yellowish brown (10YR 4/4); no odor.
				0.0			<i>X9-1.8</i>	2	ML	2" lens of SAND with some gravel (CSW): medium sand. Gradual change to SILT with SAND (ML): black (10YR 2/1); dry; very stiff; no odor.
				0.2	1020			3	ML	SILTY SAND (SM).
								4	SM to ML	
		▽	▽		1025		<i>X9-4.1</i>	5		
								6		SILTY SAND to SANDY SILT (SM/ML): wet (5-5.5'); soft to slightly stiff; fine sand; dilatant.
				0.0				7		
		▽	▽	0.0	1030		<i>X9-7.1</i>	8	▽	Color change to dark yellowish brown (10YR 4/4); increasing sand fraction with depth; low clay content; wet at 8.0'.
								9		TD @ 8.0'; groundwater encountered at 5 and 8'.
								10		
								11		
								12		
								13		
								14		
								15		

# IRIS ENVIRONMENTAL FIELD BORING LOG

Project: <b>Romic</b>	Contract No: <b>07-555C</b>	Boring No: <b>Y2</b>	Total Depth: <b>8.0'</b>
Project Mgr: <b>C. Alger</b>	Logged By: <b>A. Behrens</b>	Start Time: <b>1050</b>	Date: <b>7/11/11</b>
Drilling Contractor: <b>Penecore</b>	Sampling Methods: <b>Dual Tube</b>	Completed Time: <b>1100</b>	Date: ↓
Drill Rig Type: <b>Geoprobe</b>	Driller's Name: <b>Y. Ortega</b>	Backfilled Time: <b>1600</b>	Date: ↓

Sampler Depth	Sampler Type	In. Driven	In. Recovered	PID / FID	Time	Sample No.	Sample ID	Depth in Feet	USCS Name	Description
								0	Ⓢ	6" concrete slab
								1	GP	6" fill: pea gravel, loose, dry
							Y2-1.0	2	SM	(2.5 YR 4/2) olive brown SILTY SAND w/ gravel and glass fragments present between 1-2' 1" dia. brick fragments @ 1.5' lenses/gravel fraction increases
					1:4	11:35	Y2-3.5	4	ML	(10 YR 3/2) v. dark brown hard, dry SILT with very fine sand consistency softens with depth
								5		
								6		(10 YR 2/1) Black grading to (10 YR 3/6) dark yellowish brown sand with silt. dry to damp medium stiff, non-plastic
					0:1	11:45	Y2-6.5	7	SM	fine to med. sand increasing in coarseness with depth
								8		
					0:0			8		
								9		TD - 8.0' NO GW Encountered
								10		
								11		
								12		
								13		
								14		
								15		



# IRIS ENVIRONMENTAL FIELD BORING LOG

Project: Romic	Contract No: 07-555C	Boring No: Y3	Total Depth: 8.0'
Project Mgr: C. Alger	Logged By: A. Behrens	Start Time: 1145	Date: 7/11/11
Drilling Contractor: Penecole	Sampling Methods: Dual Tube	Completed Time: 1155	Date: ↓
Drill Rig Type: Geoprobe	Driller's Name: Y. Ortega	Backfilled Time: 1600	Date: ↓

Sampler Depth	Sampler Type	In. Driven	In. Recovered	PID / FID	Time	Sample No.	Sample ID	Depth in Feet	USCS Name	Description
								0	Ⓢ	9" concrete
								1	GP	2-3" pea gravel
					1235		Y3-1.0	2		soil and fill chunks gravel to 3.5' brown
								3		
					1245		Y3-3.5	4	SM	silty sand black 10 YR 2/1 stiff dry
		↓	↓					5		
					0.5 1250		Y3-5.5	6		Δ color gradual to 10YR 4/6 dark yellowish brown soft silty sand
								7		
		↓	↓					8		
								9		
								10		TD- 8.0' NO GW
								11		
								12		
								13		
								14		
								15		

# IRIS ENVIRONMENTAL FIELD BORING LOG

Project: <b>Romic</b>	Contract No: <b>07-555C</b>	Boring No: <b>Y5</b>	Total Depth: <b>8.0'</b>
Project Mgr: <b>C. Alger</b>	Logged By: <b>A Behrens</b>	Start Time: <b>0945</b>	Date: <b>7/11/11</b>
Drilling Contractor: <b>Penecore</b>	Sampling Methods: <b>Dual Tube</b>	Completed Time: <b>0955</b>	Date: <b>↓</b>
Drill Rig Type: <b>Geoprobe</b>	Driller's Name: <b>Y. Ortega</b>	Backfilled Time: <b>1600</b>	Date: <b>↓</b>

Sampler Depth	Sampler Type	In. Driven	In. Recovered	PID / FID	Time	Sample No.	Sample ID	Depth in Feet	USCS Name	Description
								0	⊙	9" concrete slab
								1	GP	5" pea gravel fill, loose, dry
							Y5-1.5	2	ML	(10 YR 3/3) Dark brown silt to silt w/ sand variable fine gravel to 15% dry, stiff, no odor glass fragments @ 3.0' (fill)
					1.7			3		
							Y5-4.0	4		
								5		
								6		(10 YR 2/1) Black mottling present
								7		color grades from 6.5' to 7.0' to dark brown (10 YR 3/3)
							Y5-7.0	8	SP	Dark brown sand (10 YR 3/3): medium-grained, damp by 8.0' Semi-dense
								9		
								10		TD: 8.0'
								11		No GW encountered
								12		
								13		
								14		
								15		

# IRIS ENVIRONMENTAL FIELD BORING LOG

Project: Romil	Contract No: 07-555C	Boring No: Y11	Total Depth: 8.0'
Project Mgr: C. Alaer	Logged By: A. Behrens	Start Time: 0935	Date: 7/12/11
Drilling Contractor: Penecore	Sampling Methods: Dual Tube	Completed Time: 0945	Date: 7/12/11
Drill Rig Type: Geoprobe	Driller's Name: Y. Ortega	Backfilled Time: 1000	Date: 7/12/11

Sampler Depth	Sampler Type	In. Driven	In. Recovered	PID / FID	Time	Sample No.	Sample ID	Depth in Feet	USCS Name	Description
					0935		Y11-0.8	0	CC	8" concrete (no fill).
				0.0				1		
								2	ML	SILT with SAND (ML): dark brown; dry; very stiff; very fine sand. Varied sand/silt/gravel fractions.
								3		6" lense of serpentine gravel / clasts / rubble.
					0945		Y11-3.1	4	SP	SILTY SAND to SANDY SILT (SM/ML): black (10YR 2/1); dry; very stiff; very fine sand.
		▼	▼	1.2				5	SM / ML	
				2.5				6		Gradual color change to olive gray (5Y 4/2); increasing sand fraction and coarseness.
					0950		Y11-6.1	7	SM	SAND with SILT (SM): olive brown (2.5Y 4/3); damp; soft; low plasticity.
		▼	▼	0.1				8	SP	(7.9-8.0') SAND (SP): wet; fine to medium sand. TD @ 8.0'; groundwater encountered @ 7.9'.
								9		
								10		
								11		
								12		
								13		
								14		
								15		

# IRIS ENVIRONMENTAL FIELD BORING LOG

Project: <b>Romic</b>	Contract No: <b>07-555C</b>	Boring No: <b>Y14</b>	Total Depth: <b>8.0'</b>
Project Mgr: <b>C. Alger</b>	Logged By: <b>A. Behrens</b>	Start Time: <b>1515</b>	Date: <b>7/11/11</b>
Drilling Contractor: <b>Penecore</b>	Sampling Methods: <b>Dual tube</b>	Completed Time: <b>1525</b>	Date: ↓
Drill Rig Type: <b>Geoprobe</b>	Driller's Name: <b>Y. Ortega</b>	Backfilled Time: <b>1600</b>	Date: ↓

Sampler Depth	Sampler Type	In. Driven	In. Recovered	PID / FID	Time	Sample No.	Sample ID	Depth in Feet	USCS Name	Description
								0	Ⓢ	8" concrete
								1	GP	4" gravel fill
					1525		Y14-1.0	2	SM/ GM	fill and soil sand, silt, gravel varied mix and color until 3' gravel to 1.5" dia.
				0.0				3		
					1530		Y14-3.5	4	ML	serpentine and granitic sands medium to coarse gradual transition to sandy silt, med. soft to hard black 10 YR 2/1
				0.2				5		
								6	SM	silty fine sand consistent texture slight color lightening w/ depth by 7' to 2.5 YR 3/2 dark olive brown
				0.0	1540		Y14-6.5	7		color Δ to 10 YR 4/4 dark yellowish brown
								8		softer more sand fraction
								9		
								10		
								11		
								12		
								13		
								14		
								15		

# IRIS ENVIRONMENTAL FIELD BORING LOG

Project: <b>Romic</b>	Contract No: <b>07-555C</b>	Boring No: <b>Y16</b>	Total Depth: <b>8.0'</b>
Project Mgr: <b>C. Alger</b>	Logged By: <b>A. Behrens</b>	Start Time: <b>0850</b>	Date: <b>7/12/11</b>
Drilling Contractor: <b>Penelore</b>	Sampling Methods: <b>Dual Tube</b>	Completed Time: <b>0900</b>	Date: <b>7/12/11</b>
Drill Rig Type: <b>Geoprobe</b>	Driller's Name: <b>V. Ortega</b>	Backfilled Time: <b>0930</b>	Date: <b>7/12/11</b>

Sampler Depth	Sampler Type	In. Driven	In. Recovered	PID / FID	Time	Sample No.	Sample ID	Depth in Feet	USCS Name	Description
								0	Ⓢ	6" concrete.
								1	GP	7" mixed gravel (fill).
				0.0			Y16-1.1	2	ML	SANDY SILT (ML): very dark gray (2.5Y 3/1); dry; hard.
								3		Color change to light brown; angular sand.
							Y16-3.6	4	SM	SAND with SILT (SM): dark yellowish brown (10YR 4/6); some cobbles; reduction from 3'-3.5'.
				0.0				5		SILT (ML): black; hard.
		▽	▽					6	ML	Gradual color change to dark yellowish brown (10YR 3/A); some fine sand; softer; increasing plasticity; occasional very fine gravel.
				0.0			Y16-6.7	7		
		▽	▽					8		Moist @ 8.0'
								8		TD @ 8.0'
								9		
								10		
								11		
								12		
								13		
								14		
								15		

# IRIS ENVIRONMENTAL FIELD BORING LOG

Project: <b>ROMIC</b>		Contract No: <b>07-555C</b>		Boring No: <b>Y17</b>		Total Depth: <b>8.0'</b>	
Project Mgr: <b>E. Ajaer</b>		Logged By: <b>A. Behrens</b>		Start Time: <b>0815</b>		Date: <b>7/12/11</b>	
Drilling Contractor: <b>Penecore</b>		Sampling Methods: <b>Dual Tube</b>		Completed Time: <b>0825</b>		Date: <b>7/12/11</b>	
Drill Rig Type: <b>Acoprobe</b>		Driller's Name: <b>V. Ortega</b>		Backfilled Time: <b>0900</b>		Date: <b>7/12/11</b>	

Sampler Depth	Sampler Type	In. Driven	In. Recovered	PID / FID	Time	Sample No.	Sample ID	Depth in Feet	USCS Name	Description
								0	Ⓢ	10.5" concrete (0.9'); no gravel fill.
							Y17-0.9	1	SP	SAND (SP): very dark gray (5Y 3/1); dry; soft to firm; fine sand; green coloration indicates reducing conditions; solvent odor.
				3.7		0830		2		
							Y17-3A	3	SM	SILTY SAND (SM): black (5Y 2.5/1); dry; dense; very fine sand; no odor; gradual color change to reddish brown (2.5YR 4/4) with depth.
		▽	▽	0.2		0835		4		
							Y17-6.4	6	SM / ML	SILTY SAND to SANDY SILT (SM / ML): reddish brown (2.5YR 4/4); damp; soft; low plasticity; no odor.
				0.0		0840		7		
		▽	▽	0.0				8	SP	SAND (SP): wet; loose; medium sand; no odor.
										TD @ 8.0; groundwater encountered @ 7.8'
								9		
								10		
								11		
								12		
								13		
								14		
								15		

# IRIS ENVIRONMENTAL FIELD BORING LOG

Project: <b>Romic</b>		Contract No: <b>07-555C</b>		Boring No: <b>Y23</b>		Total Depth: <b>8.0'</b>	
Project Mgr: <b>C Alger</b>		Logged By: <b>A Behrens</b>		Start Time: <b>1045</b>		Date: <b>7/15/11</b>	
Drilling Contractor: <b>Vene Core</b>		Sampling Methods: <b>Dual tube</b>		Completed Time: <b>1055</b>		Date:	
Drill Rig Type: <b>Geoprobe</b>		Driller's Name: <b>Y. Ortega</b>		Backfilled Time: <b>1130</b>		Date: <b>↓</b>	

Sampler Depth	Sampler Type	In. Driven	In. Recovered	PID / FID	Time	Sample No.	Sample ID	Depth in Feet	USCS Name	Description
								0	©	6" core 0" fill
				0.3	1100		Y23-0.5	1	SP	Oxidized brown sand w/ fines and gravel med. sand fine gravel loose to semi dense, dry, no odor Grades to SM/ML hard, mottled coloration - black, oxidized spots, many rootlets by 3.0'
								2	SM	
				14.6	1105		Y23-3.0	3	ML	solid black, ML, hard, softens with depth lightens to 2.5 Y (3/2)
								4	ML	v.f. sand 50%/50% sand/silt dry to damp
				0.0				5		
							Y23-6.0	6	SM/ML	5-8' uniform texture, brown SM/ML, soft to very soft, damp to moist, color mottled, oxidized and reduced some angular med. gravel, no odor
					1110			7	ML	
				0.1				8		
								9		
								10		
								11		
								12		
								13		
								14		
								15		

TD: 8.0', NO GW

# IRIS ENVIRONMENTAL FIELD BORING LOG

Project: <b>Romic</b>	Contract No: <b>07-555C</b>	Boring No: <b>Z 16,17</b>	Total Depth: <b>8.0'</b>
Project Mgr: <b>C. Alger</b>	Logged By: <b>A. Behrens</b>	Start Time: <b>0940</b>	Date: <b>7/14/11</b>
Drilling Contractor: <b>Penecore</b>	Sampling Methods: <b>Dual tube</b>	Completed Time: <b>0950</b>	Date: <b>↓</b>
Drill Rig Type: <b>Geoprobe</b>	Driller's Name: <b>Y. Ortega</b>	Backfilled Time: <b>1000</b>	Date: <b>↓</b>

Sampler Depth	Sampler Type	In. Driven	In. Recovered	PID / FID	Time	Sample No.	Sample ID	Depth in Feet	USCS Name	
								0	⊙	10" core
				1.20	0940		Z 16,17-0.9	1	SM	Gley 5 GY 4/1 sand w/ silt SM staining no odor, dry med. dense some angular gravel to 1'
								2		
					0945		Z 16,17-3.4	3		Mixed sand/gravel/silt less reduced color to 3' med. sands dry med. dense sharp contact to black ML v. stiff damp organic no odor
								4	ML	
		▽	▽	0.1				5		color grades to (2.5 Y 4/3) by 6' increasing softness w/ depth to med. stiff less sand than other borings v.f. to fine grained oxidation present damp no odor some v.f. gravel 7-8'
				0.0			Z 16,17-6.4	6	SM	
					0950			7	ML	
		▽	▽	0.0				8		
								9		TD - 8.0' NO GW
								10		
								11		
								12		
								13		
								14		
								15		



# IRIS ENVIRONMENTAL FIELD BORING LOG

Project: <b>Romic</b>	Contract No: <b>07-555C</b>	Boring No: <b>Z27</b>	Total Depth: <b>8.0'</b>
Project Mgr: <b>C Alger</b>	Logged By: <b>A. Behrens</b>	Start Time: <b>1015</b>	Date: <b>7/15/11</b>
Drilling Contractor:	Sampling Methods: <b>Wal tube</b>	Completed Time: <b>1025</b>	Date: <b>↓</b>
Drill Rig Type: <b>Geoprobe</b>	Driller's Name: <b>Y. Ortega</b>	Backfilled Time: <b>1045</b>	Date: <b>↓</b>

Sampler Depth	Sampler Type	In. Driven	In. Recovered	PID / FID	Time	Sample No.	Sample ID	Depth in Feet	USCS Name	Description
								0	⊙	8" concrete core
								1	GP	4" gravel fill
				34	1035		Z27-1.0	2	SP/GM	1.5-2' oxidized gravel/sand fines mix semi-dense dry angular gravel
								3		2-2.5' reduced blue-green (same mix) 2.5' sharp contact to blk ML v. stiff dry fine/v. f. sand slight odor
					1040		Z27-3.5	4	ML	organic med. soft by 5' increasing softness/sand until TD
								5		
				14.0				6		
					1045		Z27-6.5	7	SM	fine grained sand w/ fines, slight odor 10 YR 4/4 by 7.0', very moist
				0.5				8	GP	saturated rounded fine gravel and med. sand 15% fines 7.5'-8.0'
								9		
								10		TD 8.0', GW @ 7.5'
								11		
								12		
								13		
								14		
								15		

# SOIL GAS SAMPLING LOG

## IRIS ENVIRONMENTAL

COMPLETE ONE LOG PER SAMPLING LOCATION

1 in<sup>3</sup>=16.387 ml, 1 gallon=2785.412 ml

Project: Romic East Palo Alto	Contract #: 07-555C	Boring ID: <b>SG-13</b>
Date: 09/15/2011	Weather: <i>Sunny, warm</i>	
Drilling Contractor/Driller: TEG / <i>Craig</i>	Mobile Lab Contractor/Tech: TEG / <i>Stephanie</i>	Sampler: Anna Behrens
# of purge volumes: <b>3</b>	Leak check compound: 1,1-difluoroethane (1,1-DFA) duster spray	Sample flow rate: 1f Summa, 200 mL/min blue body flow controller.
Purge Volume (mL (cm <sup>3</sup> )) $R_{tube}^2 * 3.14 * L_{tube} + R_{borehole}^2 * 3.14 * H_{sandpack} * 0.3$ : <b>148 mL</b>		

### Sample 1

Depth (ft bgs): <del>5.0'</del> <b>4.0'</b>	Time installed: <b>0915</b>	Calculated purge volume : <b>3x148 mL</b>
Sample start time: <b>1034</b>	Initial Summa vacuum (in Hg): <i>N/A</i>	Sample volume: <b>50 mL</b>
Sample finish time: <b>1034</b>	Final Summa vacuum (in Hg): <i>N/A</i>	
Samples taken (circle): 1L or 6L Summa (TO15) <u>Mobile Lab (8260)</u> Sorbent Tube (TO17)		
Notes: <i>wet / saturated by 5' so set point @ 4.0' bgs</i>		

### Sample 2

Depth (ft bgs):	Time installed:	Calculated purge volume :
Sample start time:	Initial Summa vacuum (in Hg):	Sample volume:
Sample finish time:	Final Summa vacuum (in Hg):	
Samples taken (circle): 1L or 6L Summa (TO15) Mobile Lab (8260) Sorbent Tube (TO17)		
Notes:		

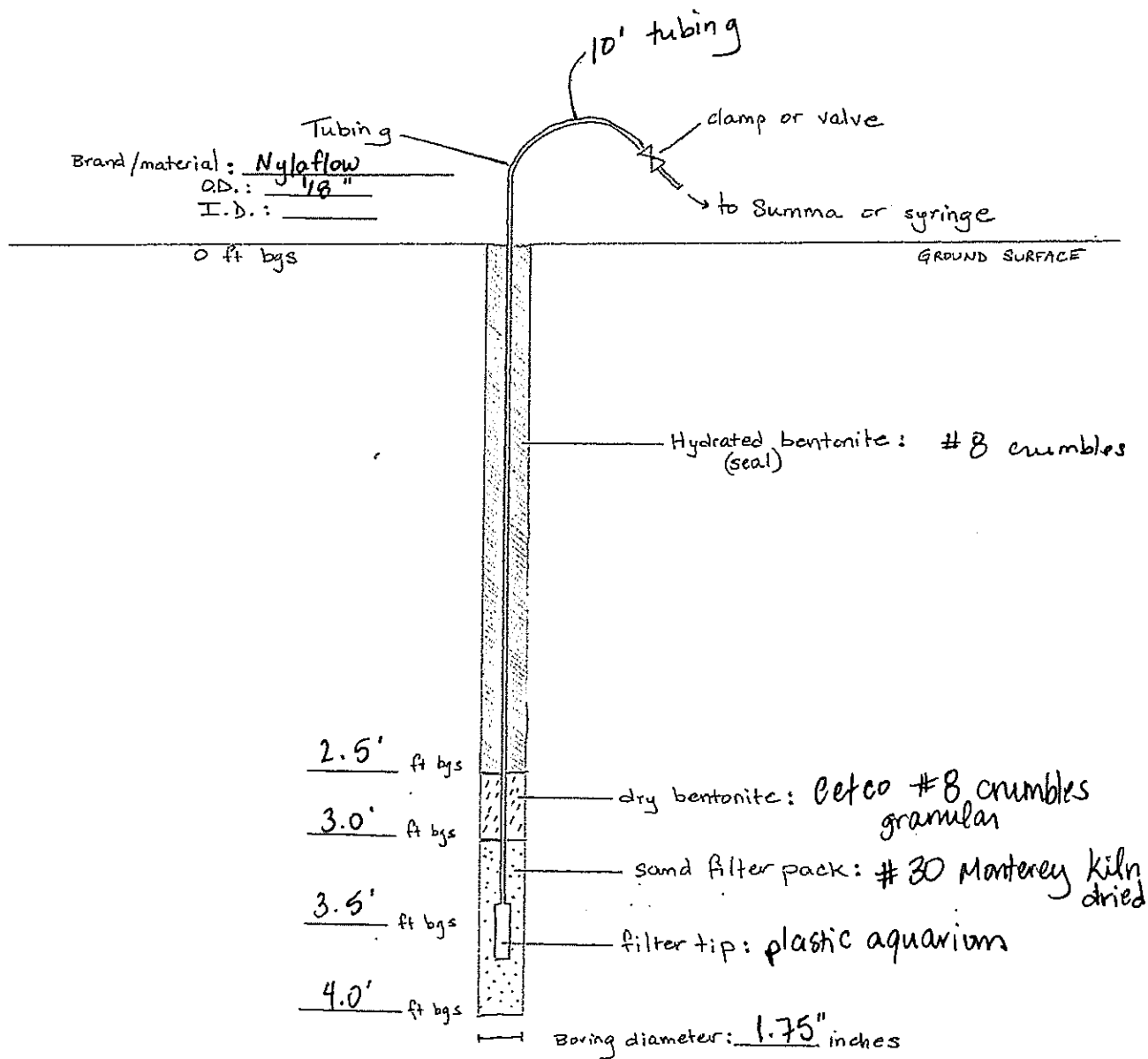
### Duplicate / Split Sample

Depth (ft bgs):	Time installed:	Calculated purge volume :
Sample start time:	Initial Summa vacuum (in Hg):	Sample volume:
Sample finish time:	Final Summa vacuum (in Hg):	
Samples taken (circle): 1L or 6L Summa (TO15) Mobile Lab (8260) Sorbent Tube (TO17)		
Notes:		

# TEMPORARY SOIL GAS PROBE CONSTRUCTION

Project: ROMIC EPA (07-555C)      Date Installed: 9/15/11  
 Field Personnel: Anna Behrens  
 Drilling Contractor: TEG Northern California

Boring ID: SG-13



Ideal construction: 12" sand filter pack with filter tip in middle  
 6" dry bentonite  
 6" minimum hydrated bentonite seal;  
 hydrated bentonite to surface

# SOIL GAS SAMPLING LOG

## IRIS ENVIRONMENTAL

COMPLETE ONE LOG PER SAMPLING LOCATION

1 in<sup>3</sup>=16.387 ml, 1 gallon=2785.412 ml

Project: Romie East Palo Alto	Contract #: 07-555C	Boring ID: <b>SG-6</b>
Date: 09/15/2011	Weather: <b>Sunny warm</b>	
Drilling Contractor/Driller: TEG / <b>Craig</b>	Mobile Lab Contractor/Tech: TEG / <b>Stephanie</b>	Sampler: Anna Behrens
# of purge volumes: <b>3</b>	Leak check compound: 1,1-difluoroethane (1,1-DFA) duster spray	Sample flow rate: If Summa, 200 mL/min blue body flow controller. <b>same for EPA filter</b>
Purge Volume (mL (cm <sup>3</sup> )) $R_{tube} \cdot 3.14 \cdot L_{tube} + R_{borehole} \cdot 3.14 \cdot H_{sandpack} \cdot 0.3$ : <p style="text-align: right;"><b>148 mL</b></p>		

### Sample 1

Depth (ft bgs): <b>5.0' BTOC</b>	Time installed: <b>0955</b>	Calculated purge volume : <b>3 x 148</b>
Sample start time: <b>1139</b>	Initial Summa vacuum (in Hg): <b>N/A</b>	Sample volume: <b>50 mL</b>
Sample finish time: <b>1139</b>	Final Summa vacuum (in Hg): <b>N/A</b>	
Samples taken (circle): 1L or 6L Summa (TO15) <b>Mobile Lab (8260)</b> Sorbent Tube (TO17)		
Notes: <b>5.0' below top of concrete even though sample through dirt ~6" below slab</b>		

### Sample 2 USEPA SAMPLE

Depth (ft bgs): <b>5.0'</b>	Time installed: <b>0955</b>	Calculated purge volume :
Sample start time: <b>1146</b>	Initial Summa vacuum (in Hg): <b>-30"</b>	Sample volume: <b>400 mL</b>
Sample finish time: <b>1148</b>	Final Summa vacuum (in Hg): <b>-1"</b>	
Samples taken (circle): <del>1L or 6L</del> <b>Summa (TO15)</b> Mobile Lab (8260) Sorbent Tube (TO17) <b>400 mL</b>		
Notes: <b>NO IRIS summa @ this location can# 872</b>		

### Duplicate / Split Sample

Depth (ft bgs):	Time installed:	Calculated purge volume :
Sample start time:	Initial Summa vacuum (in Hg):	Sample volume:
Sample finish time:	Final Summa vacuum (in Hg):	
Samples taken (circle): 1L or 6L Summa (TO15) Mobile Lab (8260) Sorbent Tube (TO17)		
Notes:		

# TEMPORARY SOIL GAS PROBE CONSTRUCTION

Project: ROMIC EPA (07-555C)

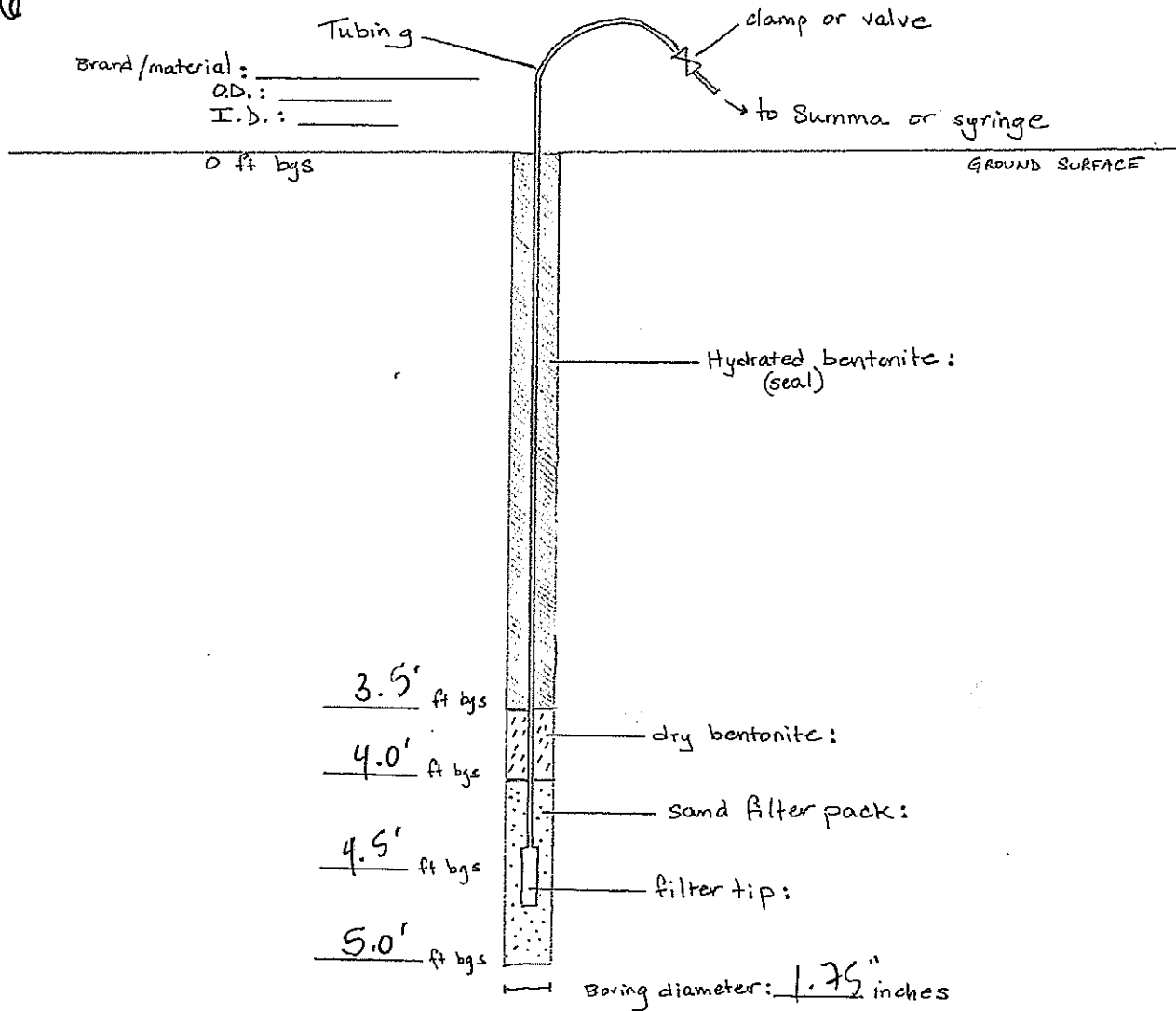
Date Installed: 9/15/11

Boring ID: SG-6

Field Personnel: Anna Behrens

Drilling Contractor: TEG Northern California

*0.6 cc/ft 1/8" nylon*



Ideal construction: 12" sand filter pack with filter tip in middle  
 6" dry bentonite  
 6" minimum hydrated bentonite seal;  
 hydrated bentonite to surface



IRIS ENVIRONMENTAL

# SOIL GAS SAMPLING LOG

## IRIS ENVIRONMENTAL

COMPLETE ONE LOG PER SAMPLING LOCATION

1 in<sup>3</sup>=16.387 ml, 1 gallon=2785.412 ml

Project: Romic East Palo Alto	Contract #: 07-555C	Boring ID: <b>SG-2</b>
Date: 09/15/2011	Weather: <i>Sunny &amp; warm</i>	
Drilling Contractor/Driller: TEG / <i>Craig</i>	Mobile Lab Contractor/Tech: TEG / <i>Stephanie</i>	Sampler: Anna Behrens
# of purge volumes: <b>3</b>	Leak check compound: 1,1-difluoroethane (1,1-DFA) duster spray	Sample flow rate: If Summa, 200 mL/min blue body flow controller.
Purge Volume (mL (cm <sup>3</sup> )) $R_{tube}^2 * 3.14 * L_{tube} + R_{borehole}^2 * 3.14 * H_{sandpack} * 0.3$ :		<b>148 mL</b>

### Sample 1

Depth (ft bgs): <b>5.0'</b>	Time installed: <b>1129</b>	Calculated purge volume: <b>3 x 148 mL</b>
Sample start time: <del>1214</del> <b>1214</b>	Initial Summa vacuum (in Hg): <b>N/A</b>	Sample volume: <b>50 mL</b>
Sample finish time: <b>1214</b>	Final Summa vacuum (in Hg): <b>N/A</b>	
Samples taken (circle): 1L or 6L <u>Summa (TO15)</u> <u>Mobile Lab (8260)</u> Sorbent Tube (TO17)		
Notes: <b>PID on sample point = peak 1300 ppm Avg - 850 ppm</b>		

### Sample 2

Depth (ft bgs): <b>5.0'</b>	Time installed:	Calculated purge volume:
Sample start time: <b>1230</b>	Initial Summa vacuum (in Hg): <b>-2.6"</b>	Sample volume: <b>1 L</b>
Sample finish time: <b>1236</b>	Final Summa vacuum (in Hg): <b>-3.5"</b>	
Samples taken (circle): <u>1L or 6L</u> <u>Summa (TO15)</u> <u>Mobile Lab (8260)</u> Sorbent Tube (TO17)		
Notes:		

### Duplicate / Split Sample (USEPA 400 mL Summa w/ T-splitter)

Depth (ft bgs): <b>5.0'</b>	Time installed:	Calculated purge volume:
Sample start time: <b>1230</b>	Initial Summa vacuum (in Hg): <b>-3.0" / -3.0"</b>	Sample volume: <b>400 mL</b>
Sample finish time: <b>1232</b>	Final Summa vacuum (in Hg): <b>0" / 0"</b>	
Samples taken (circle): <u>1L or 6L</u> <u>Summa (TO15)</u> <u>Mobile Lab (8260)</u> Sorbent Tube (TO17) <b>400 mL</b>		
Notes: <b>can # 887      &amp; can # 851      1236 - 1238</b> <b>DUP 400ml Summa</b> <b>collected after split</b> <b>IRIS &amp; EPA</b>		

# TEMPORARY SOIL GAS PROBE CONSTRUCTION

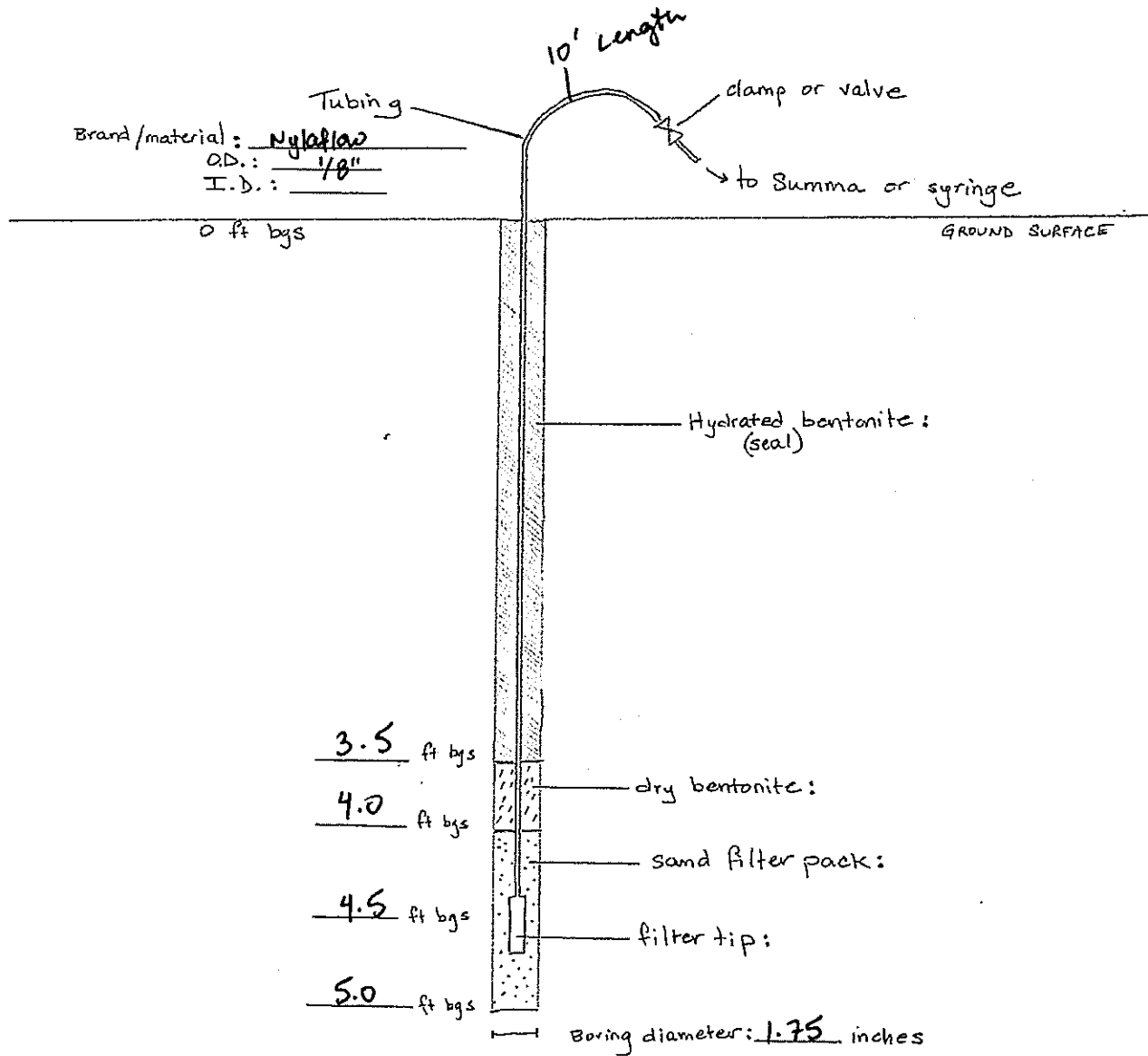
Project: ROMIC EPA (07-555C)

Date Installed: 9/15/11

Boring ID: 86-2

Field Personnel: Anna Behrens

Drilling Contractor: TEG Northern California



Ideal construction: 12" sand filter pack with filter tip in middle  
 6" dry bentonite  
 6" minimum hydrated bentonite seal;  
 hydrated bentonite to surface



IRIS ENVIRONMENTAL

# SOIL GAS SAMPLING LOG

## IRIS ENVIRONMENTAL

COMPLETE ONE LOG PER SAMPLING LOCATION

1 in<sup>3</sup>=16.387 ml, 1 gallon=2785.412 ml

Project: Romic East Palo Alto	Contract #: 07-555C	Boring ID: <b>SG-14</b>
Date: 09/15/2011	Weather: <i>sunny warm</i>	
Drilling Contractor/Driller: TEG / <i>Craig</i>	Mobile Lab Contractor/Tech: TEG / <i>Stephanie</i>	Sampler: Anna Behrens
# of purge volumes: <b>3</b>	Leak check compound: 1,1-difluoroethane (1,1-DFA) duster spray	Sample flow rate: If Summa, 200 mL/min blue body flow controller.
Purge Volume (mL (cm <sup>3</sup> )) $R_{tube}^2 * 3.14 * L_{tube} + R_{borehole}^2 * 3.14 * H_{sandpack} * 0.3$ <b>148 mL</b>		

### Sample 1

Depth (ft bgs): <b>5.0'</b>	Time installed: <b>12:15</b>	Calculated purge volume: <b>3 x 148 mL</b>
Sample start time: <b>1340</b>	Initial Summa vacuum (in Hg): <b>N/A</b>	Sample volume: <b>50 mL</b>
Sample finish time: <b>1340</b>	Final Summa vacuum (in Hg): <b>N/A</b>	
Samples taken (circle): 1L or 6L <u>Summa (TO15)</u> <u>Mobile Lab (8260)</u> Sorbent Tube (TO17)		
Notes:		

### Sample 2

Depth (ft bgs): <b>5.0'</b>	Time installed: <b>12:15</b>	Calculated purge volume: <b>(3 x 148 mL)</b>
Sample start time: <b>1415</b>	Initial Summa vacuum (in Hg): <b>-28"</b>	Sample volume: <b>1 L</b>
Sample finish time: <b>1421</b>	Final Summa vacuum (in Hg): <b>-3"</b>	
Samples taken (circle): <u>1L or 6L</u> <u>Summa (TO15)</u> Mobile Lab (8260) Sorbent Tube (TO17)		
Notes: <i>only purged once prior to syringe/mobile lab sample</i>		

### Duplicate / Split Sample *USEPA split w/ T-splitter*

Depth (ft bgs): <b>5.0'</b>	Time installed: <b>12:15</b>	Calculated purge volume: <b>(3 x 148)</b>
Sample start time: <b>1415</b>	Initial Summa vacuum (in Hg): <b>-30"</b>	Sample volume: <b>400 mL</b>
Sample finish time:	Final Summa vacuum (in Hg):	
Samples taken (circle): <u>1L or 6L</u> <u>Summa (TO15)</u> Mobile Lab (8260) Sorbent Tube (TO17) <b>400 mL</b>		
Notes: <i>can # 848</i>		



# TEMPORARY SOIL GAS PROBE CONSTRUCTION

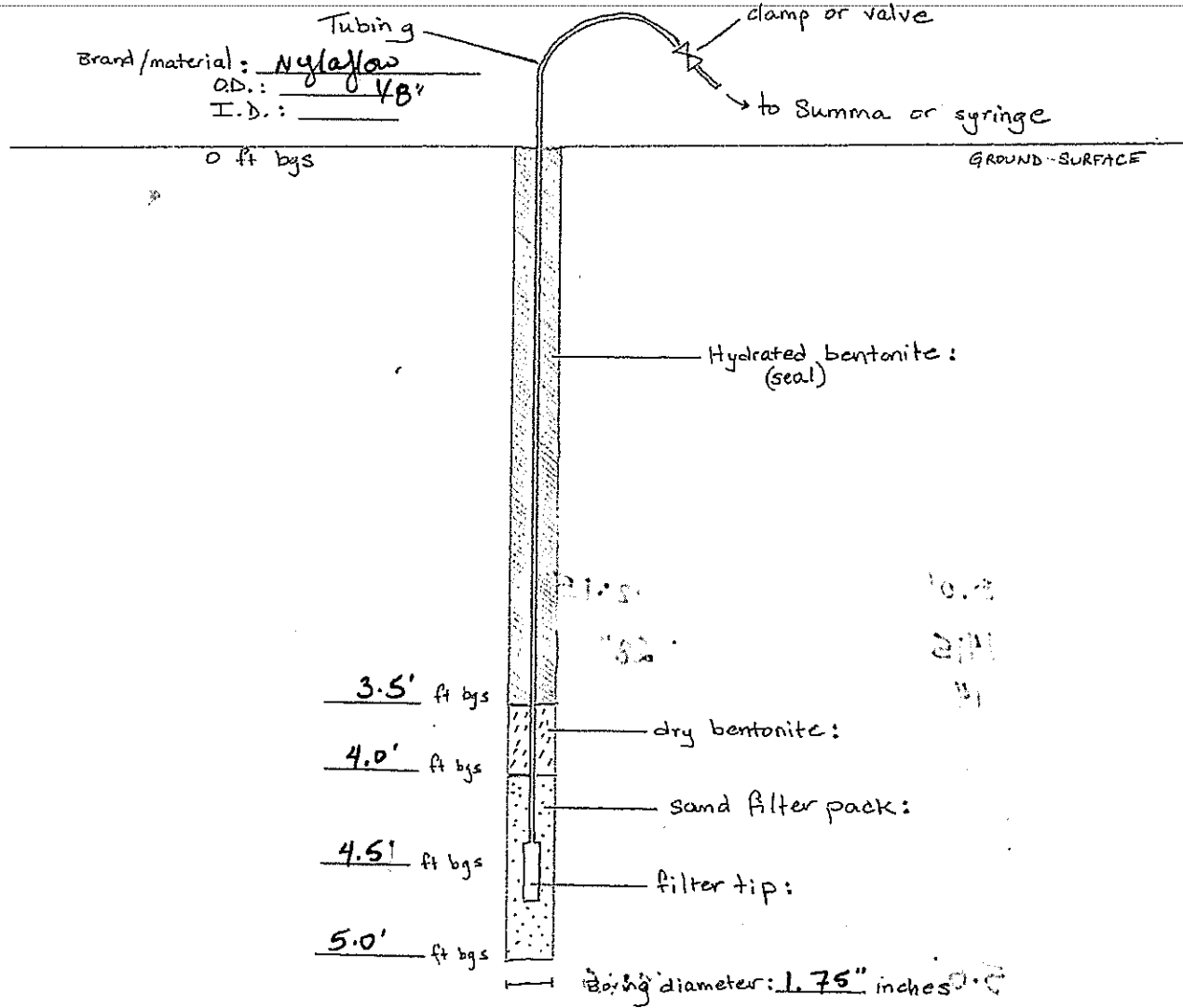
Project: ROMIC EPA (07-555C)

Date Installed: 9/15/11

Boring ID: SG-14

Field Personnel: Anna Behrens

Drilling Contractor: TEG Northern California



Ideal construction: 12" sand filter pack with filter tip in middle  
 6" dry bentonite  
 6" minimum hydrated bentonite seal;  
 hydrated bentonite to surface

# SOIL GAS SAMPLING LOG

## IRIS ENVIRONMENTAL

COMPLETE ONE LOG PER SAMPLING LOCATION

1 in<sup>3</sup>=16.387 ml, 1 gallon=2785.412 ml

Project: Romic East Palo Alto	Contract #: 07-555C	Boring ID: SG-16
Date: 09/15/2011	Weather: sunny & warm	
Drilling Contractor/Driller: TEG / Craig	Mobile Lab Contractor/Tech: TEG / Stephanie	Sampler: Anna Behrens
# of purge volumes: 3	Leak check compound: 1,1-difluoroethane (1,1-DFA) duster spray	Sample flow rate: If Summa, 200 mL/min blue body flow controller.
Purge Volume (mL (cm <sup>3</sup> )) $R_{tube}^2 * 3.14 * L_{tube} + R_{borehole}^2 * 3.14 * H_{sandpack} * 0.3$ : 148 mL		

Sample 1 PID on point = 10.8ppm

Depth (ft bgs): 4.0'	Time installed: 1350	Calculated purge volume : 148 mL
Sample start time: 1435	Initial Summa vacuum (in Hg): N/A	Sample volume: JE 50mL
Sample finish time: 1435	Final Summa vacuum (in Hg): N/A	
Samples taken (circle): 1L or 6L Summa (TO15) <u>Mobile Lab (8260)</u> Sorbent Tube (TO17)		
Notes: set @ 4.0' due to 6" H <sub>2</sub> O 4.5'-5.0' (stable) added bentonite to 4'		

Sample 2

Depth (ft bgs):	Time installed:	Calculated purge volume :
Sample start time:	Initial Summa vacuum (in Hg):	Sample volume:
Sample finish time:	Final Summa vacuum (in Hg):	
Samples taken (circle): 1L or 6L Summa (TO15) Mobile Lab (8260) Sorbent Tube (TO17)		
Notes:		

Duplicate / Split Sample

Depth (ft bgs):	Time installed:	Calculated purge volume :
Sample start time:	Initial Summa vacuum (in Hg):	Sample volume:
Sample finish time:	Final Summa vacuum (in Hg):	
Samples taken (circle): 1L or 6L Summa (TO15) Mobile Lab (8260) Sorbent Tube (TO17)		
Notes:		

# TEMPORARY SOIL GAS PROBE CONSTRUCTION

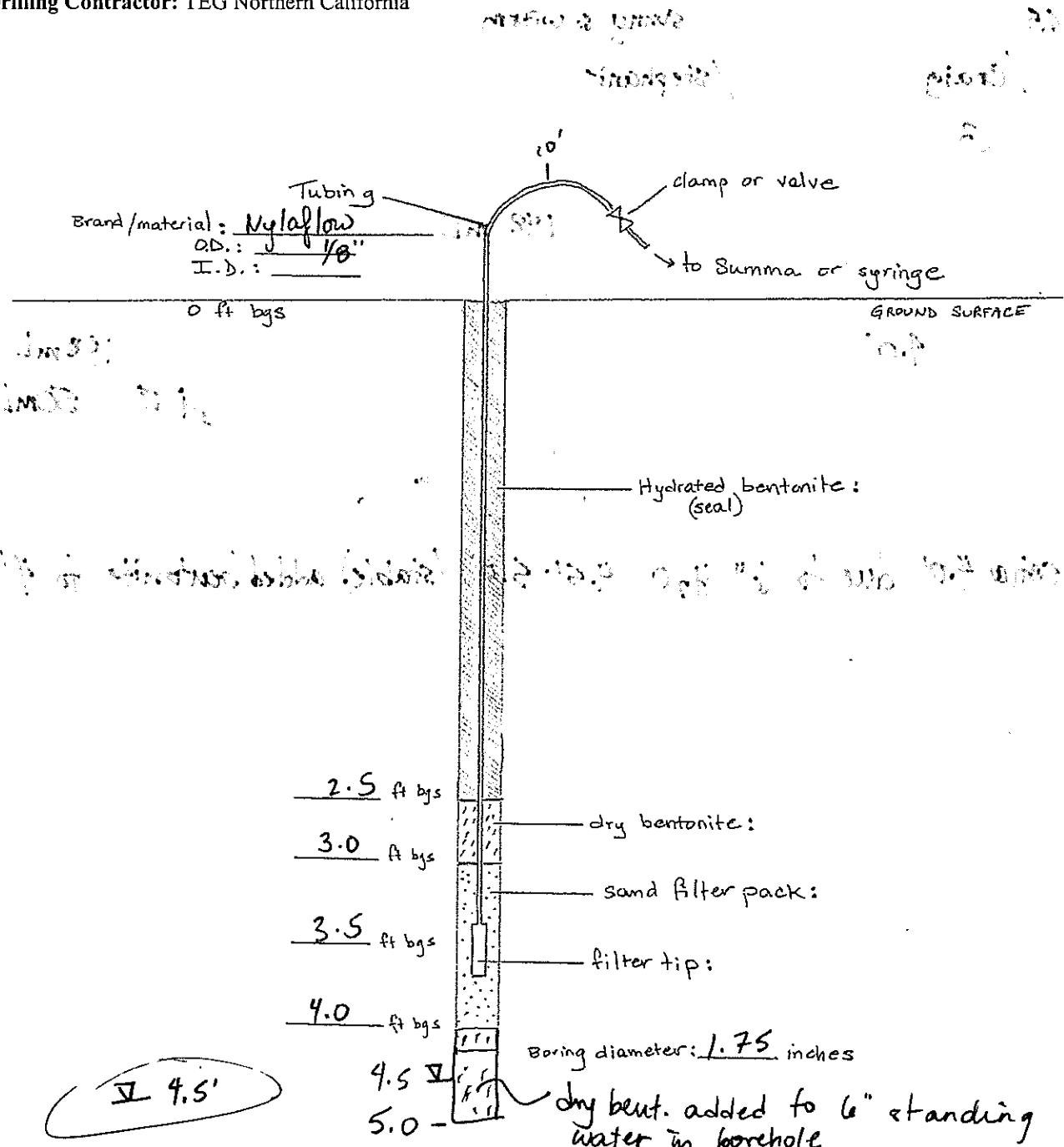
Project: ROMIC EPA (07-555C)

Date Installed: 9/15/11


Boring ID: SG-16

Field Personnel: Anna Behrens

Drilling Contractor: TEG Northern California



Ideal construction: 12" sand filter pack with filter tip in middle  
 6" dry bentonite  
 6" minimum hydrated bentonite seal;  
 hydrated bentonite to surface



IRIS ENVIRONMENTAL

# SOIL GAS SAMPLING LOG

## IRIS ENVIRONMENTAL

COMPLETE ONE LOG PER SAMPLING LOCATION

1 in<sup>3</sup>=16.387 ml, 1 gallon=2785.412 ml

Project: Romic East Palo Alto	Contract #: 07-555C	Boring ID: SG-12
Date: 09/15/2011	Weather: Sunny warm breezy	
Drilling Contractor/Driller: TEG / Craig	Mobile Lab Contractor/Tech: TEG / Stephanie	Sampler: Anna Behrens
# of purge volumes: 3	Leak check compound: 1,1-difluoroethane (1,1-DFA) duster spray	Sample flow rate: If Summa, 200 mL/min blue body flow controller.
Purge Volume (mL (cm <sup>3</sup> )) $R_{tube}^2 * 3.14 * L_{tube} + R_{borehole}^2 * 3.14 * H_{sandpack} * 0.3$ :		148 ml

**Sample 1**

Depth (ft bgs): 5.0'	Time installed: <del>7:45</del> 15:14:50	Calculated purge volume: 3 x 148 ml
Sample start time: 15:25	Initial Summa vacuum (in Hg): N/A	Sample volume: 50 ml
Sample finish time: 15:25	Final Summa vacuum (in Hg): N/A	
Samples taken (circle): 1L or 6L Summa (TO15) <u>Mobile Lab (8260)</u> Sorbent Tube (TO17)		
Notes:		

**Sample 2**

**DUP (MOBILE)**

Depth (ft bgs): 5.0'	Time installed: 14:50	Calculated purge volume: N/A
Sample start time: 15:25	Initial Summa vacuum (in Hg): N/A	Sample volume: 50 mL
Sample finish time: 15:25	Final Summa vacuum (in Hg): N/A	
Samples taken (circle): 1L or 6L Summa (TO15) <u>Mobile Lab (8260)</u> Sorbent Tube (TO17)		
Notes:		

**Duplicate / Split Sample**

Depth (ft bgs):	Time installed:	Calculated purge volume:
Sample start time:	Initial Summa vacuum (in Hg):	Sample volume:
Sample finish time:	Final Summa vacuum (in Hg):	
Samples taken (circle): 1L or 6L Summa (TO15) Mobile Lab (8260) Sorbent Tube (TO17)		
Notes:		

# TEMPORARY SOIL GAS PROBE CONSTRUCTION

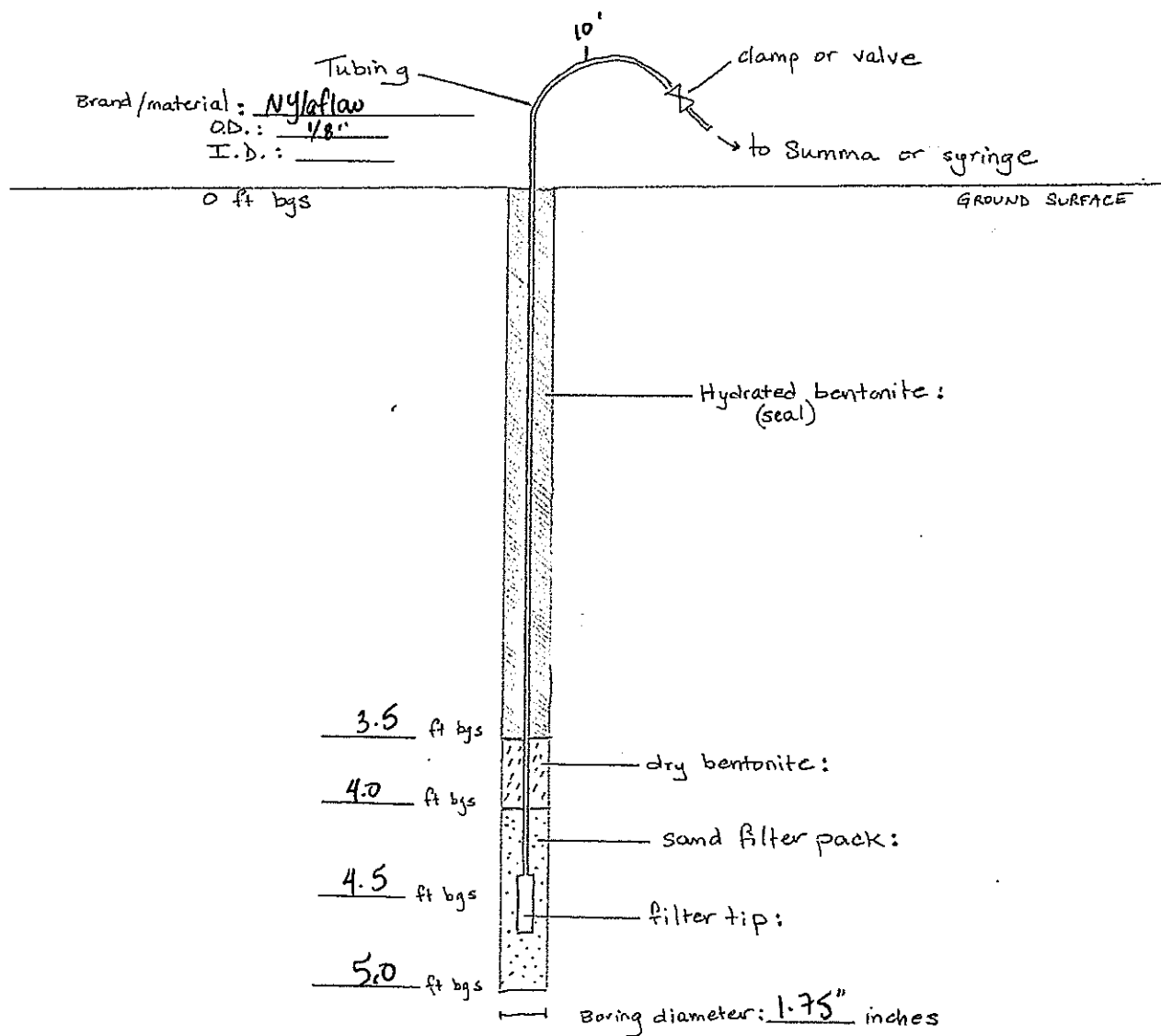
Project: ROMIC EPA (07-555C)

Date Installed: 9/15/11


Boring ID: 86-12

Field Personnel: Anna Behrens

Drilling Contractor: TEG Northern California



Ideal construction: 12" sand filter pack with filter tip in middle  
 6" dry bentonite  
 6" minimum hydrated bentonite seal;  
 hydrated bentonite to surface



IRIS ENVIRONMENTAL

# SOIL GAS SAMPLING LOG

## IRIS ENVIRONMENTAL

COMPLETE ONE LOG PER SAMPLING LOCATION

1 in<sup>3</sup>=16.387 ml, 1 gallon=2785.412 ml

Project: Romic East Palo Alto	Contract #: 07-555C	Boring ID: S6-10
Date: 09/15/2011	Weather: sunny warm breezy	
Drilling Contractor/Driller: TEG / Craig	Mobile Lab Contractor/Tech: TEG / Stephanie	Sampler: Anna Behrens
# of purge volumes: 3	Leak check compound: 1,1-difluoroethane (1,1-DFA) duster spray	Sample flow rate: If Summa, 200 mL/min blue body flow controller.
Purge Volume (mL (cm <sup>3</sup> )) $R_{tube}^2 * 3.14 * L_{tube} + R_{borehole}^2 * 3.14 * H_{sandpack} * 0.3$ : <span style="float: right;">148 ml</span>		

### Sample 1

Depth (ft bgs): 5.0'	Time installed: 1509	Calculated purge volume : 3 x 148 ml
Sample start time: 16:09	Initial Summa vacuum (in Hg): N/A	Sample volume: 50 ml
Sample finish time: 16:09	Final Summa vacuum (in Hg): N/A	
Samples taken (circle): 1L or 6L Summa (TO15) <u>Mobile Lab (8260)</u> Sorbent Tube (TO17)		
Notes:		

### Sample 2

Depth (ft bgs):	Time installed:	Calculated purge volume :
Sample start time:	Initial Summa vacuum (in Hg):	Sample volume:
Sample finish time:	Final Summa vacuum (in Hg):	
Samples taken (circle): 1L or 6L Summa (TO15) Mobile Lab (8260) Sorbent Tube (TO17)		
Notes:		

### Duplicate / Split Sample

Depth (ft bgs):	Time installed:	Calculated purge volume :
Sample start time:	Initial Summa vacuum (in Hg):	Sample volume:
Sample finish time:	Final Summa vacuum (in Hg):	
Samples taken (circle): 1L or 6L Summa (TO15) Mobile Lab (8260) Sorbent Tube (TO17)		
Notes:		

# TEMPORARY SOIL GAS PROBE CONSTRUCTION

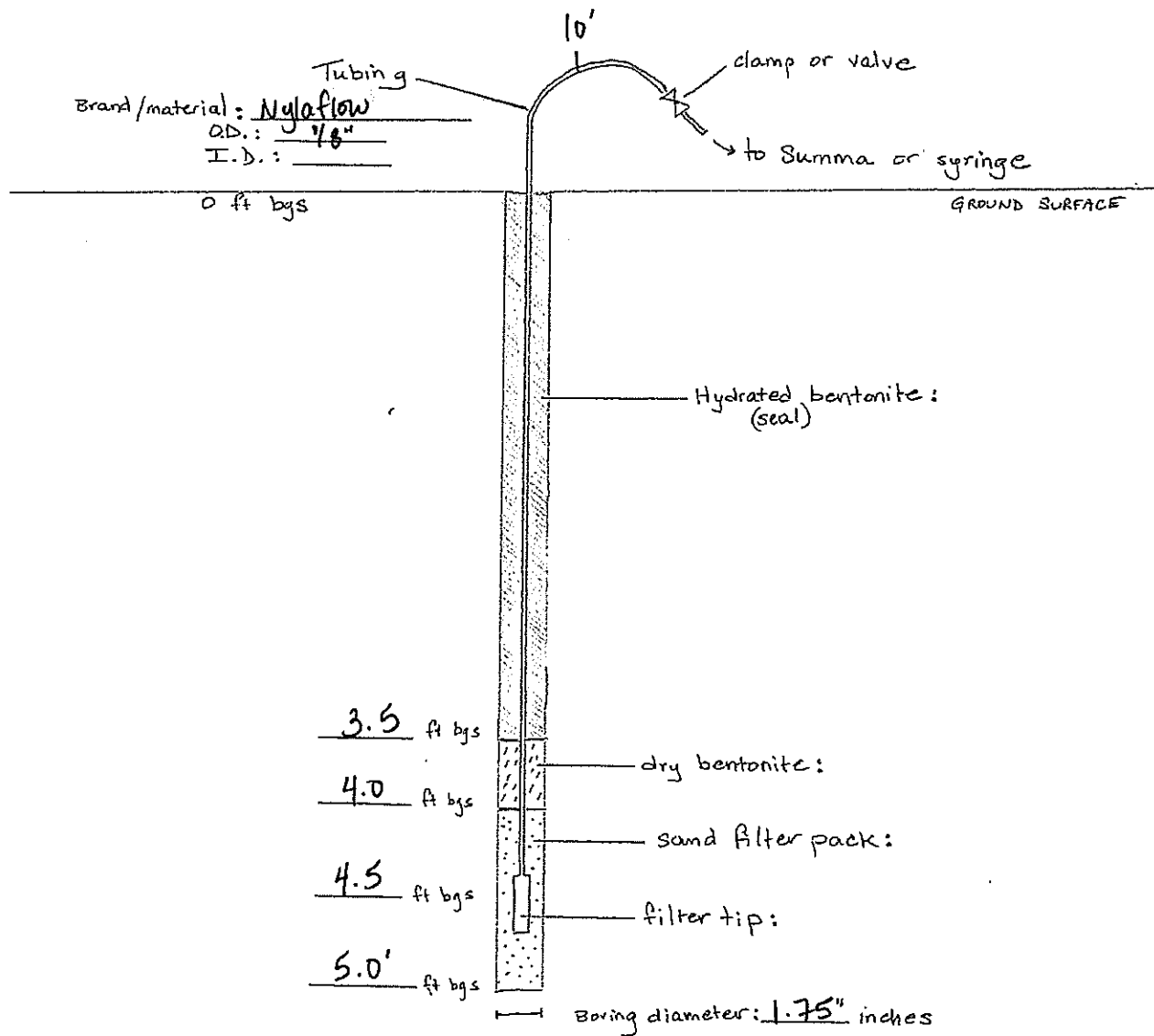
**Project:** ROMIC EPA (07-555C)

**Date Installed:** 9/15/11


**Boring ID:** SG-10

**Field Personnel:** Anna Behrens

**Drilling Contractor:** TEG Northern California



Ideal construction: 12" sand filter pack with filter tip in middle  
 6" dry bentonite  
 6" minimum hydrated bentonite seal;  
 hydrated bentonite to surface



**IRIS ENVIRONMENTAL**

# SOIL GAS SAMPLING LOG

## IRIS ENVIRONMENTAL

COMPLETE ONE LOG PER SAMPLING LOCATION

1 in<sup>3</sup>=16.387 ml, 1 gallon=2785.412 ml

<b>Project:</b> Romic East Palo Alto	<b>Contract #:</b> 07-555C	<b>Boring ID:</b> SG-3
<b>Date:</b> 09/16/2011	<b>Weather:</b> cool sunny calm	
<b>Drilling Contractor/Driller:</b> TEG / Cicaug	<b>Mobile Lab Contractor/Tech:</b> TEG / Stephanie	<b>Sampler:</b> Anna Behrens
<b># of purge volumes:</b> 3	<b>Leak check compound:</b> 1,1-difluoroethane (1,1-DFA) duster spray	<b>Sample flow rate:</b> If Summa, 200 mL/min blue body flow controller.
<b>Purge Volume (mL (cm<sup>3</sup>))</b> $R_{tube} \cdot 3.14 \cdot L_{tube} + R_{borehole} \cdot 3.14 \cdot H_{sandpack} \cdot 0.3$		148 mL

**Sample 1**

<b>Depth (ft bgs):</b> 4.0'	<b>Time installed:</b> 08:06	<b>Calculated purge volume :</b> 3 x 148 mL
<b>Sample start time:</b> 08:40	<b>Initial Summa vacuum (in Hg):</b> N/A	<b>Sample volume:</b> 50 mL
<b>Sample finish time:</b> 08:40	<b>Final Summa vacuum (in Hg):</b> N/A	
<b>Samples taken (circle):</b> 1L or 6L Summa (TO15) <u>Mobile Lab (8260)</u> Sorbent Tube (TO17)		
<b>Notes:</b> set @ 4.0' due to $\nabla$ H <sub>2</sub> O @ 4.5' - 5.0'		

**Sample 2**

<b>Depth (ft bgs):</b>	<b>Time installed:</b>	<b>Calculated purge volume :</b>
<b>Sample start time:</b>	<b>Initial Summa vacuum (in Hg):</b>	<b>Sample volume:</b>
<b>Sample finish time:</b>	<b>Final Summa vacuum (in Hg):</b>	
<b>Samples taken (circle):</b> 1L or 6L Summa (TO15) Mobile Lab (8260) Sorbent Tube (TO17)		
<b>Notes:</b>		

**Duplicate / Split Sample**

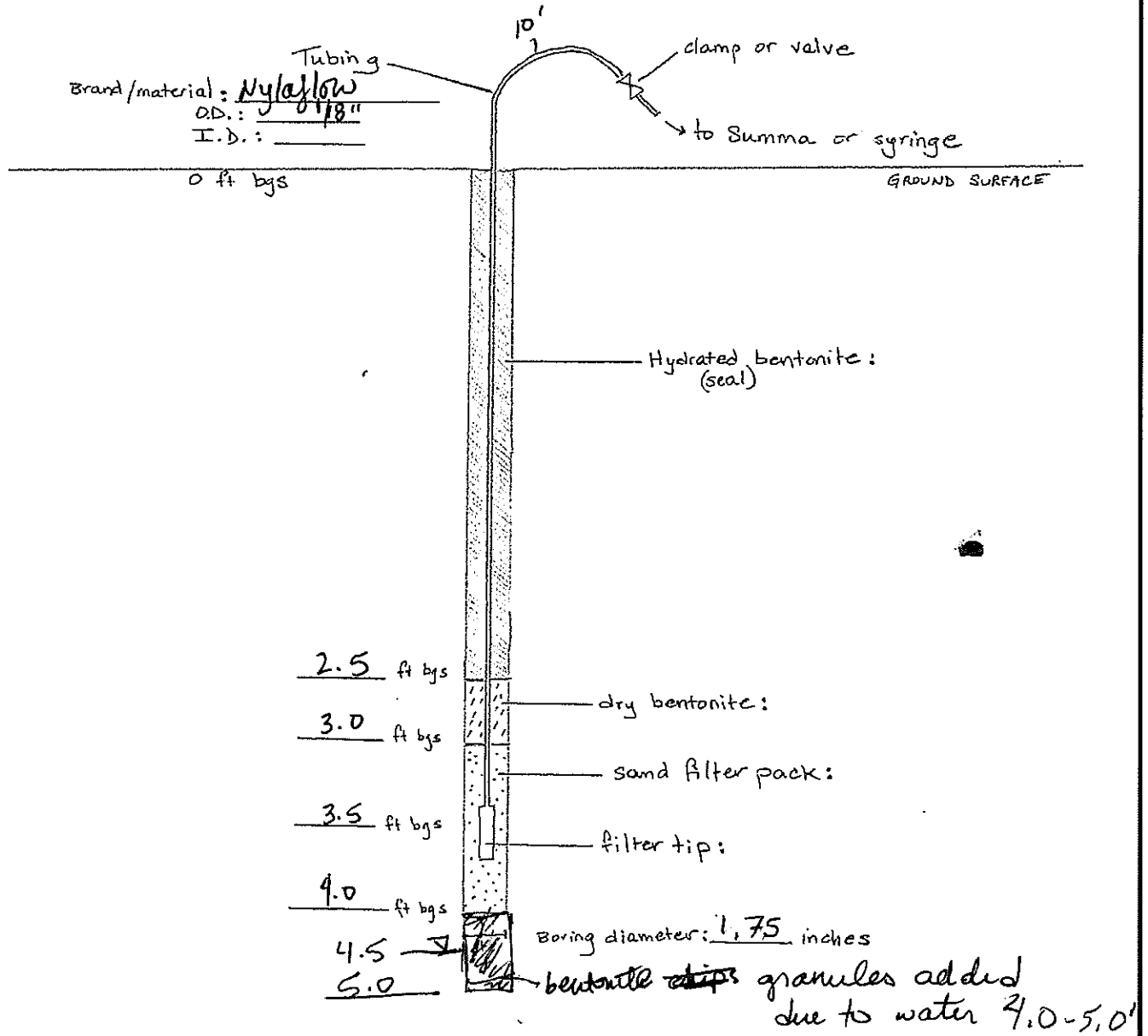
<b>Depth (ft bgs):</b>	<b>Time installed:</b>	<b>Calculated purge volume :</b>
<b>Sample start time:</b>	<b>Initial Summa vacuum (in Hg):</b>	<b>Sample volume:</b>
<b>Sample finish time:</b>	<b>Final Summa vacuum (in Hg):</b>	
<b>Samples taken (circle):</b> 1L or 6L Summa (TO15) Mobile Lab (8260) Sorbent Tube (TO17)		
<b>Notes:</b>		



# TEMPORARY SOIL GAS PROBE CONSTRUCTION

Project: ROMIC EPA (07-555C)      Date Installed:  
 Field Personnel: Anna Behrens  
 Drilling Contractor: TEG Northern California

Boring ID: **S6-3**



Ideal construction: 12" sand filter pack with filter tip in middle  
 6" dry bentonite  
 6" minimum hydrated bentonite seal;  
 hydrated bentonite to surface

# SOIL GAS SAMPLING LOG

## IRIS ENVIRONMENTAL

COMPLETE ONE LOG PER SAMPLING LOCATION

1 in<sup>3</sup>=16.387 ml, 1 gallon=2785.412 ml

<b>Project:</b> Romic East Palo Alto	<b>Contract #:</b> 07-555C	<b>Boring ID:</b> SG-4
<b>Date:</b> 09/16/2011	<b>Weather:</b> sunny cool calm	
<b>Drilling Contractor/Driller:</b> TEG / Craig	<b>Mobile Lab Contractor/Tech:</b> TEG / Stephanie	<b>Sampler:</b> Anna Behrens
<b># of purge volumes:</b> 3	<b>Leak check compound:</b> 1,1-difluoroethane (1,1-DFA) duster spray	<b>Sample flow rate:</b> If Summa, 200 mL/min blue body flow controller.
<b>Purge Volume (mL (cm<sup>3</sup>))</b> $R_{tube}^2 * 3.14 * L_{tube} + R_{borehole}^2 * 3.14 * H_{sandpack} * 0.3:$		148 ml

### Sample 1

<b>Depth (ft bgs):</b> 5.0'	<b>Time installed:</b> 0833	<b>Calculated purge volume :</b> 3x148mL
<b>Sample start time:</b> 09:04	<b>Initial Summa vacuum (in Hg):</b> N/A	<b>Sample volume:</b> 50 mL
<b>Sample finish time:</b> 09:04	<b>Final Summa vacuum (in Hg):</b> N/A	
<b>Samples taken (circle):</b> 1L or 6L Summa (TO15) <u>Mobile Lab (8260)</u> Sorbent Tube (TO17)		
<b>Notes:</b>		

### Sample 2

<b>Depth (ft bgs):</b>	<b>Time installed:</b>	<b>Calculated purge volume :</b>
<b>Sample start time:</b>	<b>Initial Summa vacuum (in Hg):</b>	<b>Sample volume:</b>
<b>Sample finish time:</b>	<b>Final Summa vacuum (in Hg):</b>	
<b>Samples taken (circle):</b> 1L or 6L Summa (TO15) Mobile Lab (8260) Sorbent Tube (TO17)		
<b>Notes:</b>		

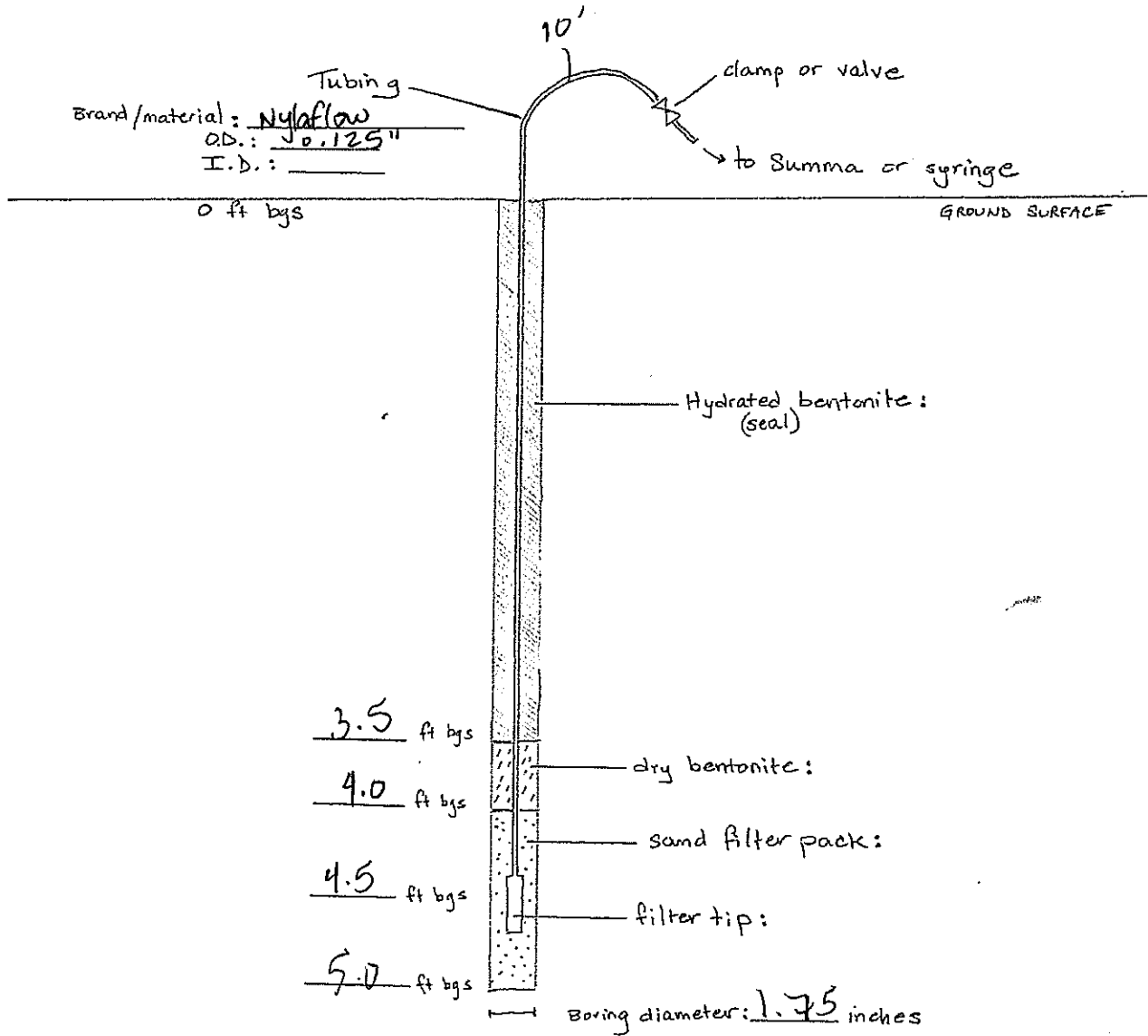
### Duplicate / Split Sample

<b>Depth (ft bgs):</b>	<b>Time installed:</b>	<b>Calculated purge volume :</b>
<b>Sample start time:</b>	<b>Initial Summa vacuum (in Hg):</b>	<b>Sample volume:</b>
<b>Sample finish time:</b>	<b>Final Summa vacuum (in Hg):</b>	
<b>Samples taken (circle):</b> 1L or 6L Summa (TO15) Mobile Lab (8260) Sorbent Tube (TO17)		
<b>Notes:</b>		

# TEMPORARY SOIL GAS PROBE CONSTRUCTION

Project: ROMIC EPA (07-555C)      Date Installed:  
 Field Personnel: Anna Behrens  
 Drilling Contractor: TEG Northern California

Boring ID: SG-4



Ideal construction: 12" sand filter pack with filter tip in middle  
 6" dry bentonite  
 6" minimum hydrated bentonite seal;  
 hydrated bentonite to surface



IRIS ENVIRONMENTAL

# SOIL GAS SAMPLING LOG

## IRIS ENVIRONMENTAL

COMPLETE ONE LOG PER SAMPLING LOCATION

1 in<sup>3</sup>=16.387 ml, 1 gallon=2785.412 ml

Project: Romic East Palo Alto	Contract #: 07-555C	Boring ID: <b>SG-9</b>
Date: 09/16/2011	Weather: <i>warm sunny calm</i>	
Drilling Contractor/Driller: TEG / <i>Craig</i>	Mobile Lab Contractor/Tech: TEG / <i>Stephanie</i>	Sampler: Anna Behrens
# of purge volumes: <b>3</b>	Leak check compound: 1,1-difluoroethane (1,1-DFA) duster spray	Sample flow rate: If Summa, 200 mL/min blue body flow controller.
Purge Volume (mL (cm <sup>3</sup> )) $R_{tube}^2 * 3.14 * L_{tube} + R_{borehole}^2 * 3.14 * H_{sandpack} * 0.3$ :		<b>148 mL</b>

**Sample 1**

Depth (ft bgs): <b>5.0'</b>	Time installed: <b>08:54</b>	Calculated purge volume : <b>3 x 148 ml</b>
Sample start time: <b>09:24</b>	Initial Summa vacuum (in Hg): <i>N/A</i>	Sample volume: <b>50 ml</b>
Sample finish time: <b>09:24</b>	Final Summa vacuum (in Hg): <i>N/A</i>	
Samples taken (circle): 1L or 6L Summa (TO15) <u>Mobile Lab (8260)</u> Sorbent Tube (TO17)		
Notes:		

**Sample 2**

Depth (ft bgs):	Time installed:	Calculated purge volume :
Sample start time:	Initial Summa vacuum (in Hg):	Sample volume:
Sample finish time:	Final Summa vacuum (in Hg):	
Samples taken (circle): 1L or 6L Summa (TO15) Mobile Lab (8260) Sorbent Tube (TO17)		
Notes:		

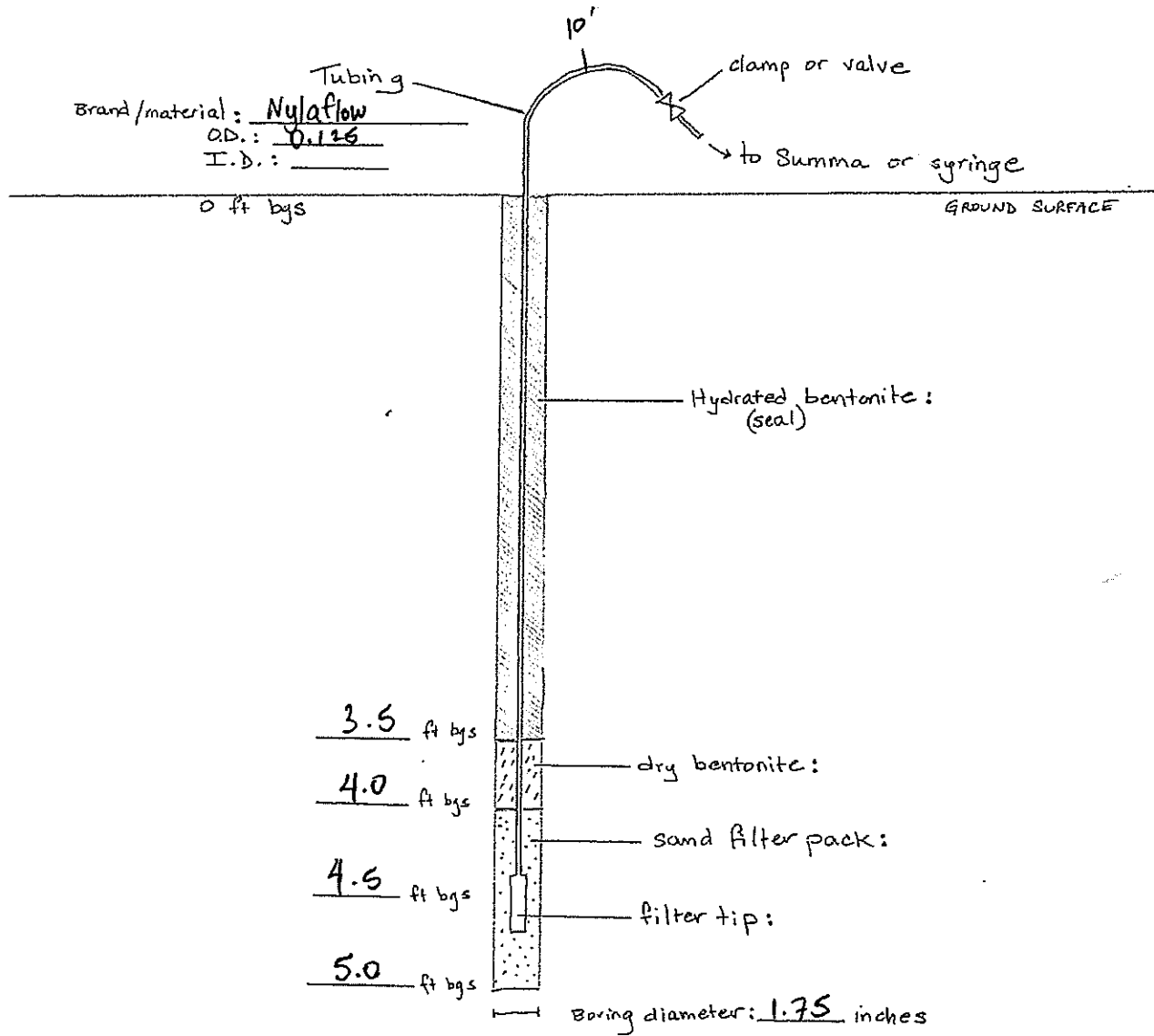
**Duplicate / Split Sample**

Depth (ft bgs):	Time installed:	Calculated purge volume :
Sample start time:	Initial Summa vacuum (in Hg):	Sample volume:
Sample finish time:	Final Summa vacuum (in Hg):	
Samples taken (circle): 1L or 6L Summa (TO15) Mobile Lab (8260) Sorbent Tube (TO17)		
Notes:		

# TEMPORARY SOIL GAS PROBE CONSTRUCTION

**Project:** ROMIC EPA (07-555C)      **Date Installed:**  
**Field Personnel:** Anna Behrens  
**Drilling Contractor:** TEG Northern California

Boring ID: 36-9



Ideal construction: 12" sand filter pack with filter tip in middle  
 6" dry bentonite  
 6" minimum hydrated bentonite seal;  
    hydrated bentonite to surface

# SOIL GAS SAMPLING LOG

## IRIS ENVIRONMENTAL

COMPLETE ONE LOG PER SAMPLING LOCATION

1 in<sup>3</sup>=16.387 ml, 1 gallon=2785.412 ml

Project: Romic East Palo Alto	Contract #: 07-555C	Boring ID: SG-11
Date: 09/16/2011	Weather: sunny warm	
Drilling Contractor/Driller: TEG / Craig	Mobile Lab Contractor/Tech: TEG / Stephanie	Sampler: Anna Behrens
# of purge volumes: 3	Leak check compound: 1,1-difluoroethane (1,1-DFA) duster spray	Sample flow rate: If Summa, 200 mL/min blue body flow controller.
Purge Volume (mL (cm <sup>3</sup> )) $R_{tube}^2 * 3.14 * L_{tube} + R_{borehole}^2 * 3.14 * H_{sandpack} * 0.3$ :		148 ml ✓

### Sample 1

Depth (ft bgs): 4.0'	Time installed: 09:20	Calculated purge volume : 3x148 ml
Sample start time: 09:50	Initial Summa vacuum (in Hg): N/A	Sample volume: 50ml
Sample finish time: 09:50	Final Summa vacuum (in Hg): N/A	
Samples taken (circle): 1L or 6L Summa (TO15) <u>Mobile Lab (8260)</u> Sorbent Tube (TO17)		
Notes: set @ 4.0 due to H <sub>2</sub> O @ 4.5' bgs		

### Sample 2

Depth (ft bgs):	Time installed:	Calculated purge volume :
Sample start time:	Initial Summa vacuum (in Hg):	Sample volume:
Sample finish time:	Final Summa vacuum (in Hg):	
Samples taken (circle): 1L or 6L Summa (TO15) Mobile Lab (8260) Sorbent Tube (TO17)		
Notes:		

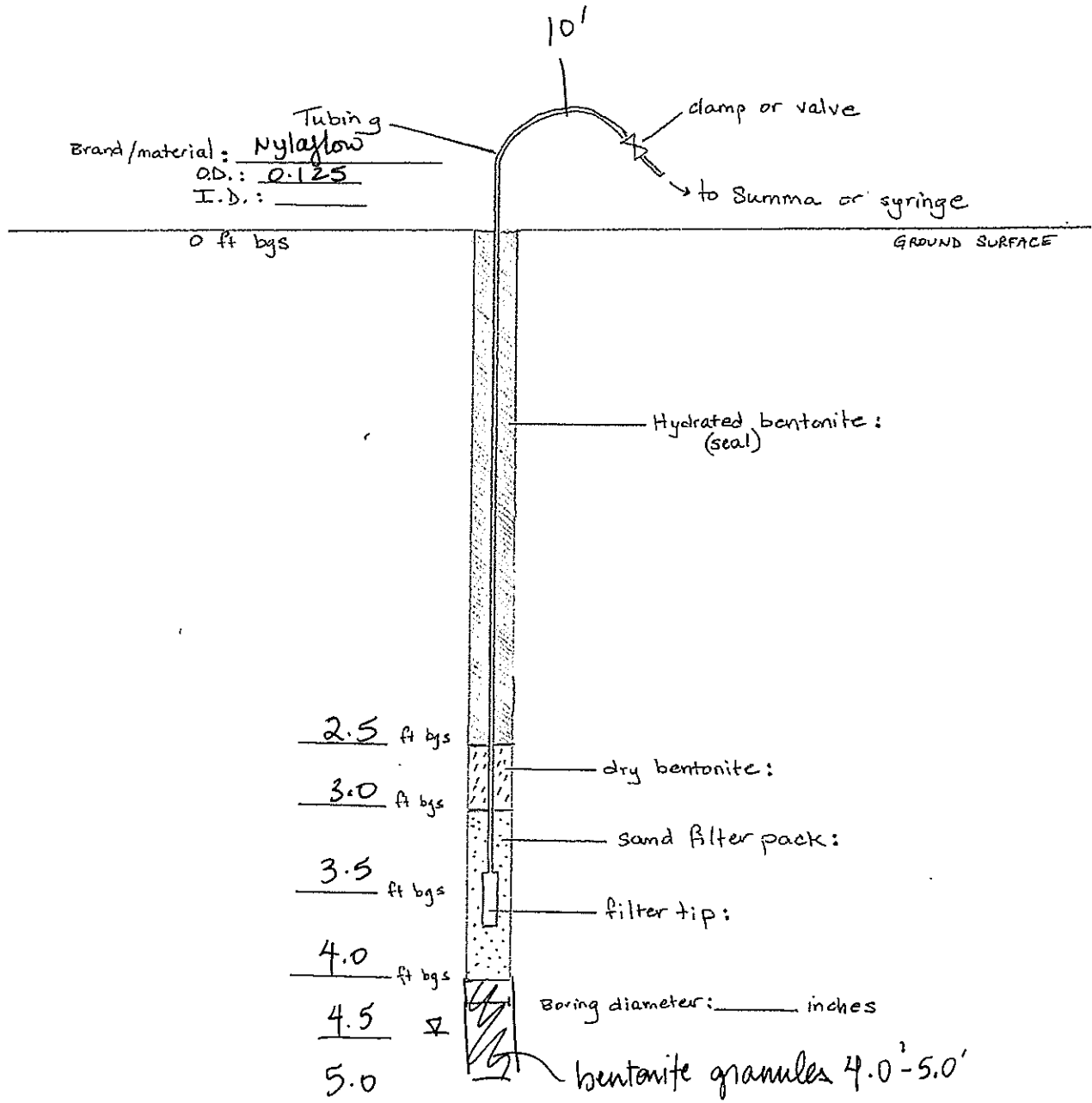
### Duplicate / Split Sample

Depth (ft bgs):	Time installed:	Calculated purge volume :
Sample start time:	Initial Summa vacuum (in Hg):	Sample volume:
Sample finish time:	Final Summa vacuum (in Hg):	
Samples taken (circle): 1L or 6L Summa (TO15) Mobile Lab (8260) Sorbent Tube (TO17)		
Notes:		

# TEMPORARY SOIL GAS PROBE CONSTRUCTION

**Project:** ROMIC EPA (07-555C)      **Date Installed:**  
**Field Personnel:** Anna Behrens  
**Drilling Contractor:** TEG Northern California

**Boring ID: SG-11**



Ideal construction: 12" sand filter pack with filter tip in middle  
 6" dry bentonite  
 6" minimum hydrated bentonite seal;  
 hydrated bentonite to surface

# SOIL GAS SAMPLING LOG

## IRIS ENVIRONMENTAL

COMPLETE ONE LOG PER SAMPLING LOCATION

1 in<sup>3</sup>=16.387 ml, 1 gallon=2785.412 ml

Project: Romic East Palo Alto	Contract #: 07-555C	Boring ID: <b>SG-15</b>
Date: 09/16/2011	Weather: <i>warm sunny calm</i>	
Drilling Contractor/Driller: TEG / <i>Craig</i>	Mobile Lab Contractor/Tech: TEG / <i>Stephanie</i>	Sampler: Anna Behrens
# of purge volumes: <b>3</b>	Leak check compound: 1,1-difluoroethane (1,1-DFA) duster spray	Sample flow rate: If Summa, 200 mL/min blue body flow controller.
Purge Volume (mL (cm <sup>3</sup> )) $R_{tube}^2 * 3.14 * L_{tube} + R_{borehole}^2 * 3.14 * H_{sandpack} * 0.3$ :		<b>148 mL</b>

**Sample 1**

Depth (ft bgs): <b>5.0'</b>	Time installed: <b>09:42</b>	Calculated purge volume : <b>3 x 148 mL</b>
Sample start time: <del>09:42</del> <b>(AB)</b>	Initial Summa vacuum (in Hg): <b>N/A</b>	Sample volume: <b>50 mL</b>
Sample finish time: <b>10:26</b>	Final Summa vacuum (in Hg): <b>N/A</b>	
Samples taken (circle): 1L or 6L Summa (TO15) <u>Mobile Lab (8260)</u> Sorbent Tube (TO17)		
Notes:		

**Sample 2**

*DUP (MOBILE)*

Depth (ft bgs): <b>5</b>	Time installed: <b>09:42</b>	Calculated purge volume : <b>N/A</b>
Sample start time: <b>10:26</b>	Initial Summa vacuum (in Hg): <b>N/A</b>	Sample volume: <b>50 mL</b>
Sample finish time:	Final Summa vacuum (in Hg): <b>N/A</b>	
Samples taken (circle): 1L or 6L Summa (TO15) <u>Mobile Lab (8260)</u> Sorbent Tube (TO17)		
Notes:		

**Duplicate / Split Sample**

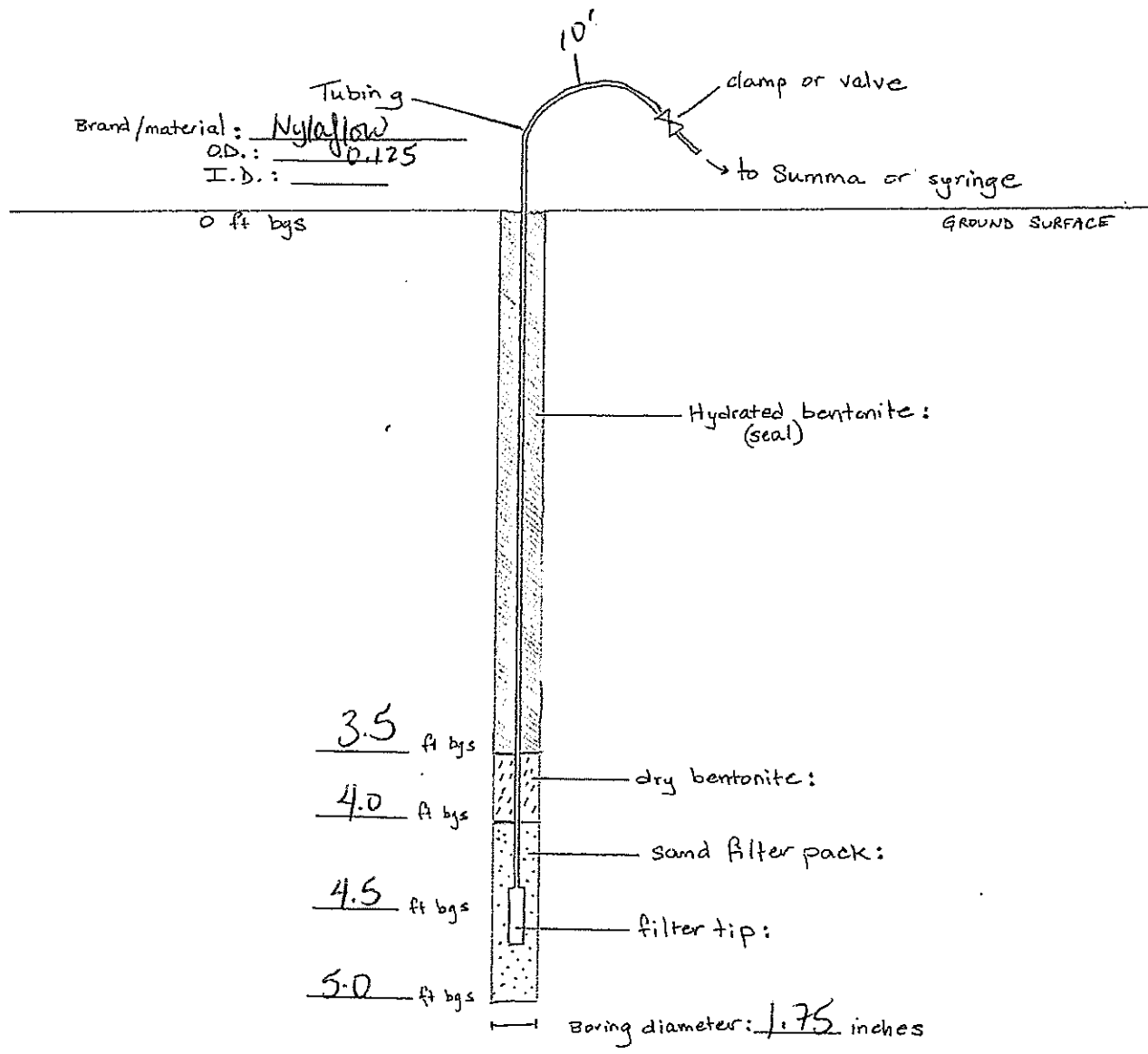
Depth (ft bgs):	Time installed:	Calculated purge volume :
Sample start time:	Initial Summa vacuum (in Hg):	Sample volume:
Sample finish time:	Final Summa vacuum (in Hg):	
Samples taken (circle): 1L or 6L Summa (TO15) <u>Mobile Lab (8260)</u> Sorbent Tube (TO17)		
Notes:		



# TEMPORARY SOIL GAS PROBE CONSTRUCTION

Project: ROMIC EPA (07-555C)      Date Installed:  
 Field Personnel: Anna Behrens  
 Drilling Contractor: TEG Northern California

Boring ID: SG-15



Ideal construction: 12" sand filter pack with filter tip in middle  
 6" dry bentonite  
 6" minimum hydrated bentonite seal;  
 hydrated bentonite to surface

# SOIL GAS SAMPLING LOG

## IRIS ENVIRONMENTAL

COMPLETE ONE LOG PER SAMPLING LOCATION

1 in<sup>3</sup>=16.387 ml, 1 gallon=2785.412 ml

<b>Project:</b> Romic East Palo Alto	<b>Contract #:</b> 07-555C	<b>Boring ID:</b> SG-17
<b>Date:</b> 09/16/2011	<b>Weather:</b> warm sunny	
<b>Drilling Contractor/Driller:</b> TEG / Craig	<b>Mobile Lab Contractor/Tech:</b> TEG / Stephame	<b>Sampler:</b> Anna Behrens
<b># of purge volumes:</b> 3	<b>Leak check compound:</b> 1,1-difluoroethane (1,1-DFA) duster spray	<b>Sample flow rate:</b> If Summa, 200 mL/min blue body flow controller.
<b>Purge Volume (mL (cm<sup>3</sup>))</b> $R_{tube}^2 * 3.14 * L_{tube} + R_{borehole}^2 * 3.14 * H_{sandpack} * 0.3:$		148 ml

### Sample 1

<b>Depth (ft bgs):</b> 5.0	<b>Time installed:</b> 10:25	<b>Calculated purge volume :</b> 3x 148ml
<b>Sample start time:</b> 11:05	<b>Initial Summa vacuum (in Hg):</b> N/A	<b>Sample volume:</b> 50ml
<b>Sample finish time:</b> 11:05	<b>Final Summa vacuum (in Hg):</b> N/A	
<b>Samples taken (circle):</b> 1L or 6L Summa (TO15) <u>Mobile Lab (8260)</u> Sorbent Tube (TO17)		
<b>Notes:</b>		

### Sample 2

<b>Depth (ft bgs):</b>	<b>Time installed:</b>	<b>Calculated purge volume :</b>
<b>Sample start time:</b>	<b>Initial Summa vacuum (in Hg):</b>	<b>Sample volume:</b>
<b>Sample finish time:</b>	<b>Final Summa vacuum (in Hg):</b>	
<b>Samples taken (circle):</b> 1L or 6L Summa (TO15) Mobile Lab (8260) Sorbent Tube (TO17)		
<b>Notes:</b>		

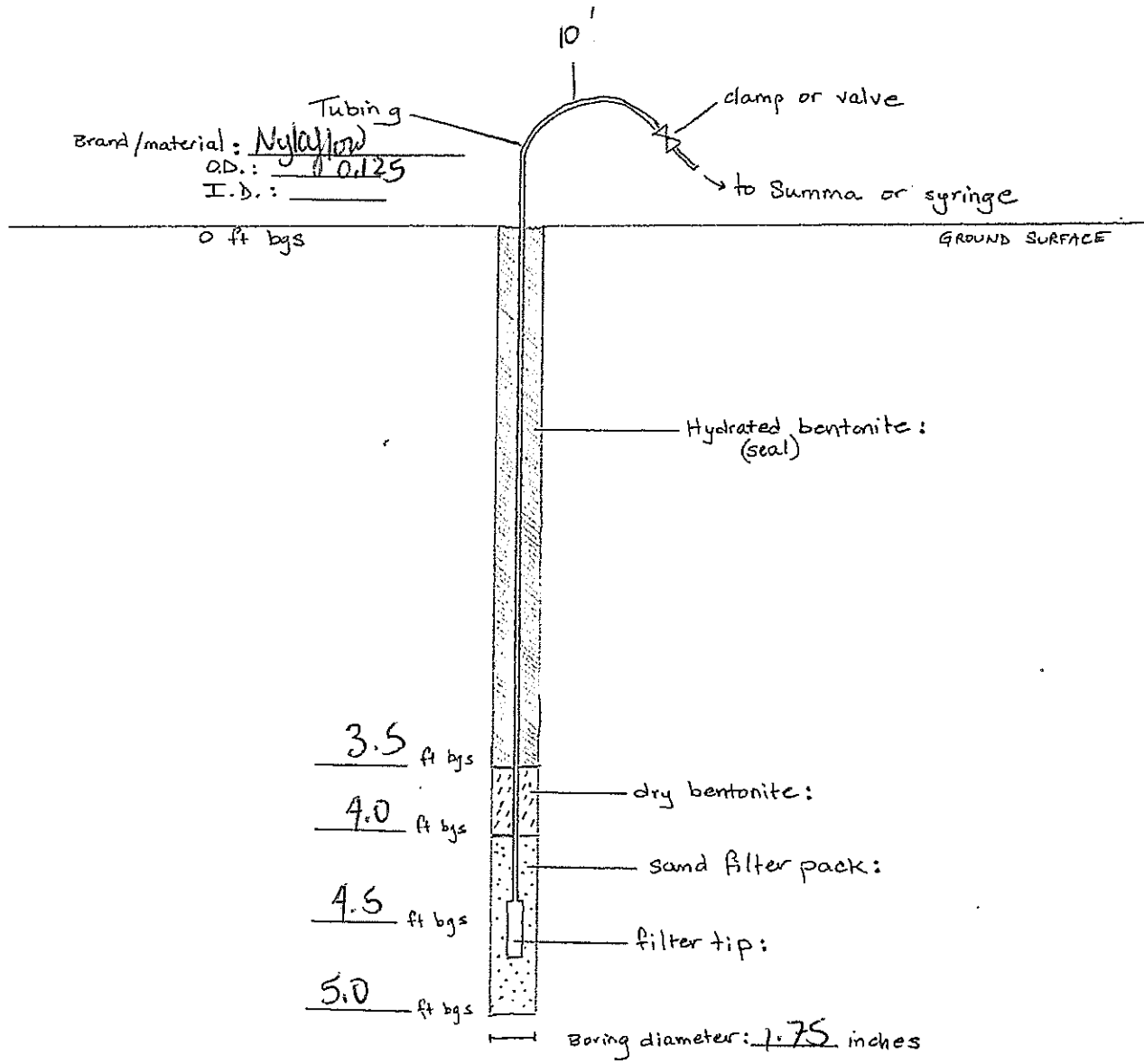
### Duplicate / Split Sample

<b>Depth (ft bgs):</b>	<b>Time installed:</b>	<b>Calculated purge volume :</b>
<b>Sample start time:</b>	<b>Initial Summa vacuum (in Hg):</b>	<b>Sample volume:</b>
<b>Sample finish time:</b>	<b>Final Summa vacuum (in Hg):</b>	
<b>Samples taken (circle):</b> 1L or 6L Summa (TO15) Mobile Lab (8260) Sorbent Tube (TO17)		
<b>Notes:</b>		

# TEMPORARY SOIL GAS PROBE CONSTRUCTION

Project: ROMIC EPA (07-555C)      Date Installed:  
 Field Personnel: Anna Behrens  
 Drilling Contractor: TEG Northern California

Boring ID: SG-17



Ideal construction: 12" sand filter pack with filter tip in middle  
 6" dry bentonite  
 6" minimum hydrated bentonite seal;  
 hydrated bentonite to surface

# SOIL GAS SAMPLING LOG

## IRIS ENVIRONMENTAL

COMPLETE ONE LOG PER SAMPLING LOCATION

1 in<sup>3</sup>=16.387 ml, 1 gallon=2785.412 ml

Project: Romic East Palo Alto	Contract #: 07-555C	Boring ID: SG-18
Date: 09/16/2011	Weather:	
Drilling Contractor/Driller: TEG / Craig	Mobile Lab Contractor/Tech: TEG / Stephanie	Sampler: Anna Behrens
# of purge volumes: 3	Leak check compound: 1,1-difluoroethane (1,1-DFA) duster spray	Sample flow rate: If Summa, 200 mL/min blue body flow controller.
Purge Volume (mL (cm <sup>3</sup> )) $R_{tube}^2 * 3.14 * L_{tube} + R_{borehole}^2 * 3.14 * H_{sandpack} * 0.3$ :		148 ml

**Sample 1**

Depth (ft bgs): 5.0'	Time installed: 10:46	Calculated purge volume : 3x148ml
Sample start time: 11:26	Initial Summa vacuum (in Hg): N/A	Sample volume: 50 ml
Sample finish time: 11:26	Final Summa vacuum (in Hg): N/A	
Samples taken (circle): 1L or 6L Summa (TO15) <u>Mobile Lab (8260)</u> Sorbent Tube (TO17)		
Notes:		

**Sample 2**

Depth (ft bgs):	Time installed:	Calculated purge volume :
Sample start time:	Initial Summa vacuum (in Hg):	Sample volume:
Sample finish time:	Final Summa vacuum (in Hg):	
Samples taken (circle): 1L or 6L Summa (TO15) Mobile Lab (8260) Sorbent Tube (TO17)		
Notes:		

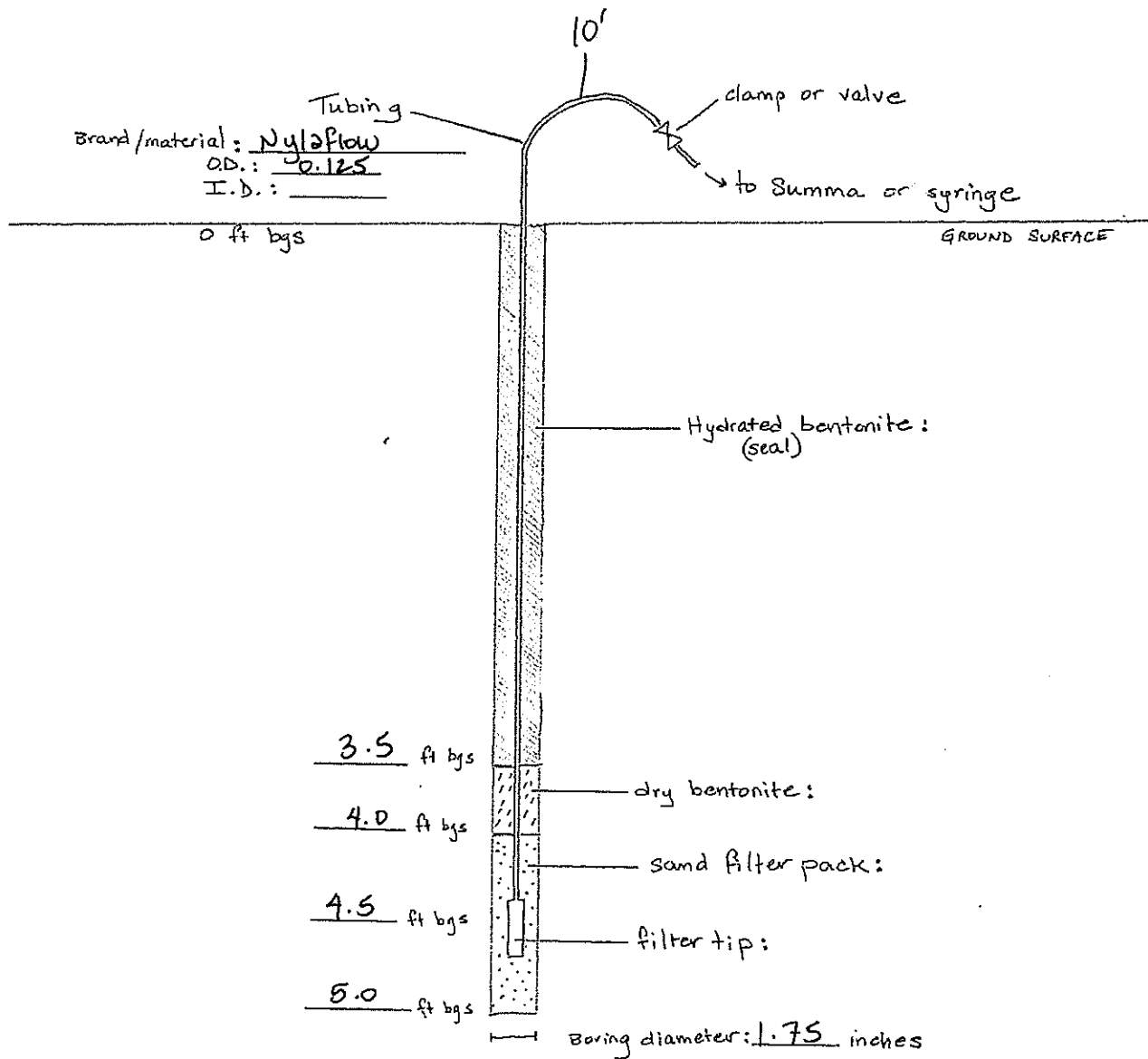
**Duplicate / Split Sample**

Depth (ft bgs):	Time installed:	Calculated purge volume :
Sample start time:	Initial Summa vacuum (in Hg):	Sample volume:
Sample finish time:	Final Summa vacuum (in Hg):	
Samples taken (circle): 1L or 6L Summa (TO15) Mobile Lab (8260) Sorbent Tube (TO17)		
Notes:		

# TEMPORARY SOIL GAS PROBE CONSTRUCTION

Project: ROMIC EPA (07-555C)      Date Installed:  
 Field Personnel: Anna Behrens  
 Drilling Contractor: TEG Northern California

Boring ID: SG-18



Ideal construction: 12" sand filter pack with filter tip in middle  
 6" dry bentonite  
 6" minimum hydrated bentonite seal;  
 hydrated bentonite to surface

# SOIL GAS SAMPLING LOG

## IRIS ENVIRONMENTAL

COMPLETE ONE LOG PER SAMPLING LOCATION

1 in<sup>3</sup>=16.387 ml, 1 gallon=2785.412 ml

Project: Romic East Palo Alto	Contract #: 07-555C	Boring ID: <i>SG-20</i>
Date: <i>09/16/2011</i>	Weather: <i>warm sunny</i>	
Drilling Contractor/Driller: <i>TEG/Craig</i>	Mobile Lab Contractor/Tech: <i>TEG/Stephanie</i>	Sampler: Anna Behrens
# of purge volumes: <i>3</i>	Leak check compound: 1,1-difluoroethane (1,1-DFA) duster spray	Sample flow rate: If Summa, 200 mL/min blue body flow controller.
Purge Volume (mL (cm <sup>3</sup> )) $R_{tube}^2 * 3.14 * L_{tube} + R_{borehole}^2 * 3.14 * H_{sandpack} * 0.3$ : <i>148 ml</i>		

### Sample 1

Depth (ft bgs): <i>5.0'</i>	Time installed: <i>10:58</i>	Calculated purge volume : <i>3 x 148 ml</i>
Sample start time: <i>11:46</i>	Initial Summa vacuum (in Hg): <i>N/A</i>	Sample volume: <i>50 ml</i>
Sample finish time: <i>11:46</i>	Final Summa vacuum (in Hg): <i>N/A</i>	
Samples taken (circle): 1L or 6L Summa (TO15) <u>Mobile Lab (8260)</u> Sorbent Tube (TO17)		
Notes:		

### Sample 2

Depth (ft bgs):	Time installed:	Calculated purge volume :
Sample start time:	Initial Summa vacuum (in Hg):	Sample volume:
Sample finish time:	Final Summa vacuum (in Hg):	
Samples taken (circle): 1L or 6L Summa (TO15) Mobile Lab (8260) Sorbent Tube (TO17)		
Notes:		

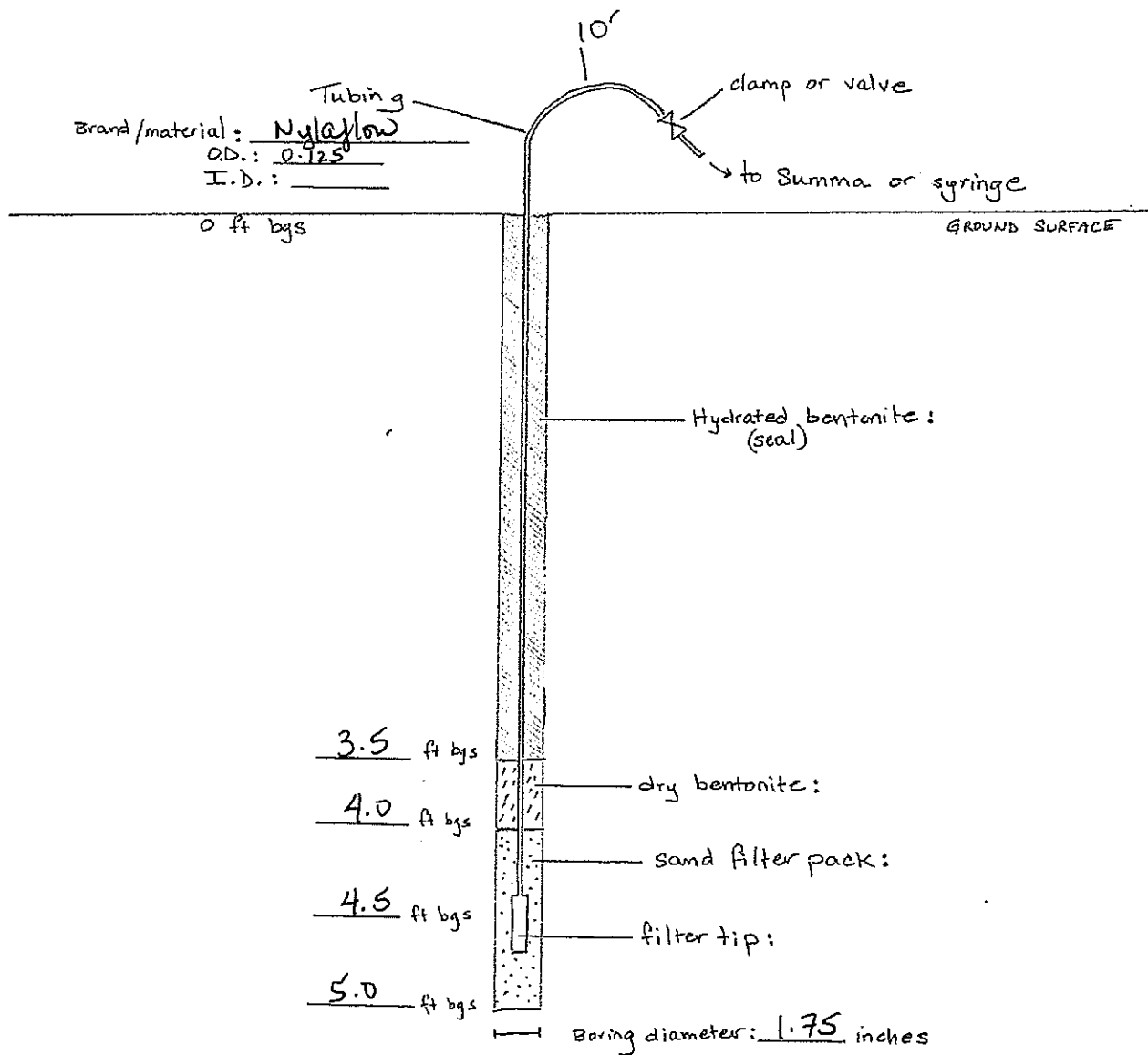
### Duplicate / Split Sample

Depth (ft bgs):	Time installed:	Calculated purge volume :
Sample start time:	Initial Summa vacuum (in Hg):	Sample volume:
Sample finish time:	Final Summa vacuum (in Hg):	
Samples taken (circle): 1L or 6L Summa (TO15) Mobile Lab (8260) Sorbent Tube (TO17)		
Notes:		

# TEMPORARY SOIL GAS PROBE CONSTRUCTION

**Project:** ROMIC EPA (07-555C)      **Date Installed:**  
**Field Personnel:** Anna Behrens  
**Drilling Contractor:** TEG Northern California

**Boring ID:** SG-20



Ideal construction: 12" sand filter pack with filter tip in middle  
 6" dry bentonite  
 6" minimum hydrated bentonite seal;  
 hydrated bentonite to surface

# SOIL GAS SAMPLING LOG

## IRIS ENVIRONMENTAL

COMPLETE ONE LOG PER SAMPLING LOCATION

1 in<sup>3</sup>=16.387 ml, 1 gallon=2785.412 ml

<b>Project:</b> Romic East Palo Alto	<b>Contract #:</b> 07-555C	<b>Boring ID:</b> SG-21
<b>Date:</b> 09/16/2011	<b>Weather:</b> warm Sunny	
<b>Drilling Contractor/Driller:</b> TEG / Craig	<b>Mobile Lab Contractor/Tech:</b> TEG / Stephanie	<b>Sampler:</b> Anna Behrens
<b># of purge volumes:</b> 3	<b>Leak check compound:</b> 1,1-difluoroethane (1,1-DFA) duster spray	<b>Sample flow rate:</b> If Summa, 200 mL/min blue body flow controller.
<b>Purge Volume (mL (cm<sup>3</sup>))</b> $R_{tube}^2 * 3.14 * L_{tube} + R_{borehole}^2 * 3.14 * H_{sandpack} * 0.3$ :		148 ml

### Sample 1

<b>Depth (ft bgs):</b> 5.0'	<b>Time installed:</b> 11:13	<b>Calculated purge volume :</b> 3 x 148 ml
<b>Sample start time:</b> 12:07	<b>Initial Summa vacuum (in Hg):</b> N/A	<b>Sample volume:</b> 50ml
<b>Sample finish time:</b> 12:07	<b>Final Summa vacuum (in Hg):</b> N/A	
<b>Samples taken (circle):</b> 1L or 6L Summa (TO15) <u>Mobile Lab (8260)</u> Sorbent Tube (TO17)		
<b>Notes:</b>		

### Sample 2

<b>Depth (ft bgs):</b>	<b>Time installed:</b>	<b>Calculated purge volume :</b>
<b>Sample start time:</b>	<b>Initial Summa vacuum (in Hg):</b>	<b>Sample volume:</b>
<b>Sample finish time:</b>	<b>Final Summa vacuum (in Hg):</b>	
<b>Samples taken (circle):</b> 1L or 6L Summa (TO15) Mobile Lab (8260) Sorbent Tube (TO17)		
<b>Notes:</b>		

### Duplicate / Split Sample

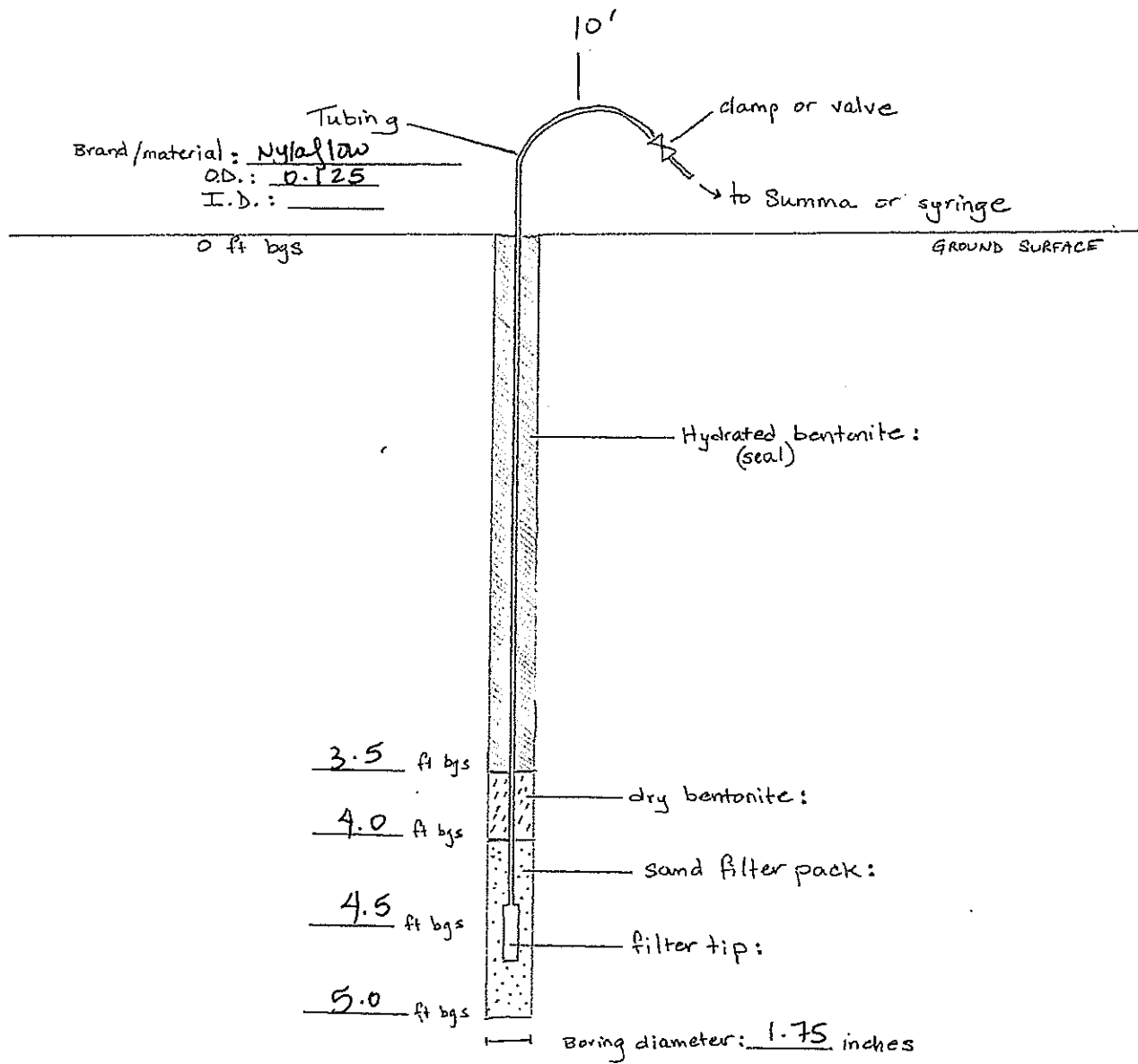
<b>Depth (ft bgs):</b>	<b>Time installed:</b>	<b>Calculated purge volume :</b>
<b>Sample start time:</b>	<b>Initial Summa vacuum (in Hg):</b>	<b>Sample volume:</b>
<b>Sample finish time:</b>	<b>Final Summa vacuum (in Hg):</b>	
<b>Samples taken (circle):</b> 1L or 6L Summa (TO15) Mobile Lab (8260) Sorbent Tube (TO17)		
<b>Notes:</b>		



# TEMPORARY SOIL GAS PROBE CONSTRUCTION

Project: ROMIC EPA (07-555C)      Date Installed:  
 Field Personnel: Anna Behrens  
 Drilling Contractor: TEG Northern California

Boring ID: SG-21



Ideal construction: 12" sand filter pack with filter tip in middle  
 6" dry bentonite  
 6" minimum hydrated bentonite seal;  
 hydrated bentonite to surface

# SOIL GAS SAMPLING LOG

## IRIS ENVIRONMENTAL

COMPLETE ONE LOG PER SAMPLING LOCATION

1 in<sup>3</sup>=16.387 ml, 1 gallon=2785.412 ml

Project: Romic East Palo Alto	Contract #: 07-555C	Boring ID: <b>SG-19</b>
Date: 09/16/2011	Weather: <i>warm &amp; sunny</i>	
Drilling Contractor/Driller: TEG / <i>craig</i>	Mobile Lab Contractor/Tech: TEG / <i>stephanie</i>	Sampler: Anna Behrens
# of purge volumes: <b>3</b>	Leak check compound: 1,1-difluoroethane (1,1-DFA) duster spray	Sample flow rate: If Summa, 200 mL/min blue body flow controller.
Purge Volume (mL (cm <sup>3</sup> )) $R_{tube}^2 * 3.14 * L_{tube} + R_{borehole}^2 * 3.14 * H_{sandpack} * 0.3$ <p style="text-align: center;"><i>148 ml</i></p>		

**Sample 1**

Depth (ft bgs): <i>5.0'</i>	Time installed: <i>11:25</i>	Calculated purge volume : <i>3x148 ml</i>
Sample start time: <i>12:26</i>	Initial Summa vacuum (in Hg): <i>N/A</i>	Sample volume: <i>50 ml</i>
Sample finish time: <i>12:26</i>	Final Summa vacuum (in Hg): <i>N/A</i>	
Samples taken (circle): 1L or 6L Summa (TO15) <u>Mobile Lab (8260)</u> Sorbent Tube (TO17)		
Notes:		

**Sample 2**

Depth (ft bgs):	Time installed:	Calculated purge volume :
Sample start time:	Initial Summa vacuum (in Hg):	Sample volume:
Sample finish time:	Final Summa vacuum (in Hg):	
Samples taken (circle): 1L or 6L Summa (TO15) Mobile Lab (8260) Sorbent Tube (TO17)		
Notes:		

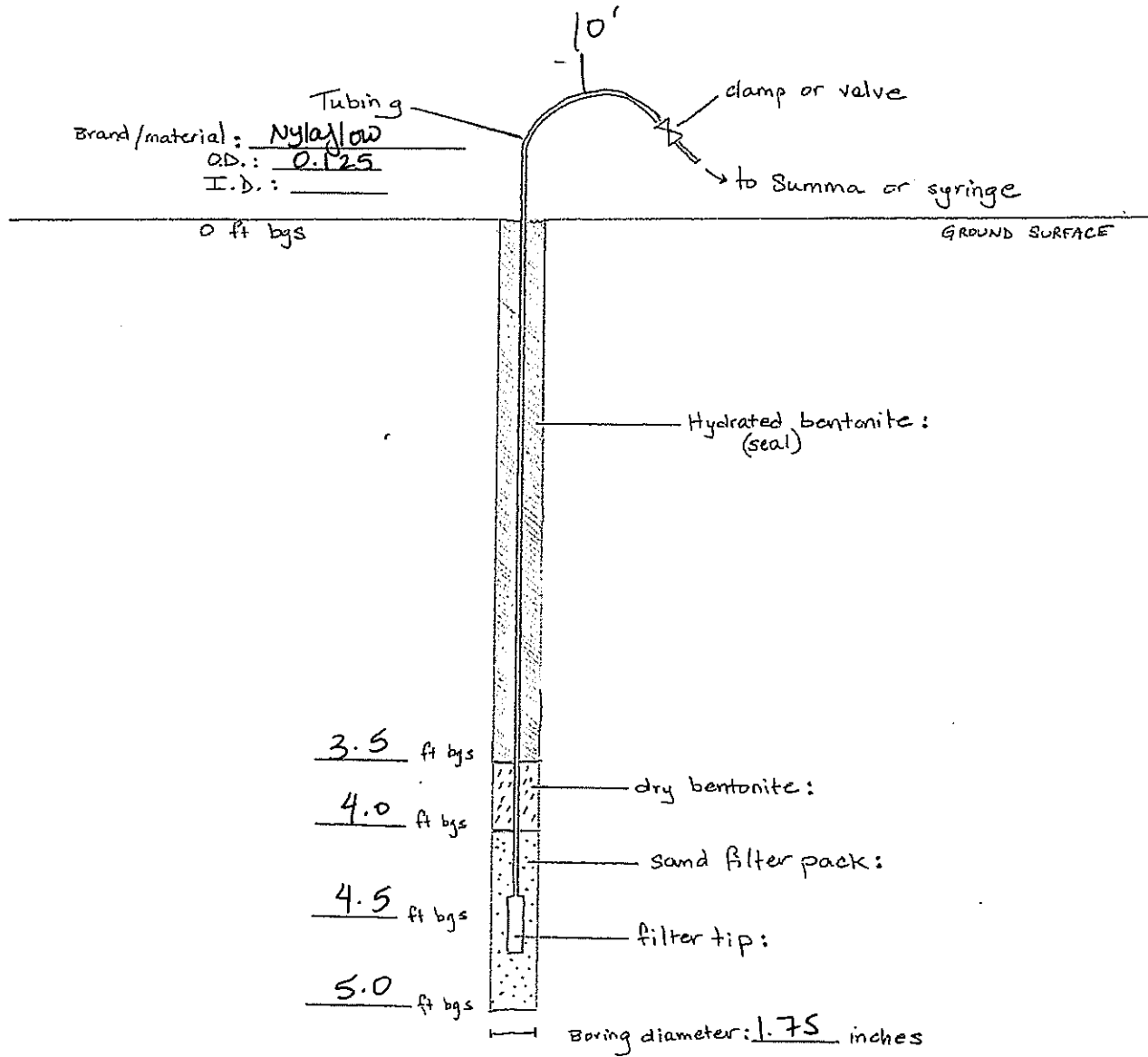
**Duplicate / Split Sample**

Depth (ft bgs):	Time installed:	Calculated purge volume :
Sample start time:	Initial Summa vacuum (in Hg):	Sample volume:
Sample finish time:	Final Summa vacuum (in Hg):	
Samples taken (circle): 1L or 6L Summa (TO15) Mobile Lab (8260) Sorbent Tube (TO17)		
Notes:		

# TEMPORARY SOIL GAS PROBE CONSTRUCTION

**Project:** ROMIC EPA (07-555C)      **Date Installed:**  
**Field Personnel:** Anna Behrens  
**Drilling Contractor:** TEG Northern California

**Boring ID:** 36-19



Ideal construction: 12" sand filter pack with filter tip in middle  
                           6" dry bentonite  
                           6" minimum hydrated bentonite seal;  
                           hydrated bentonite to surface

## **Appendix C**

### **Gregg Drilling CPT Report and Logs**



GREGG DRILLING & TESTING, INC.  
GEOTECHNICAL AND ENVIRONMENTAL INVESTIGATION SERVICES

January 25, 2012

Iris Environmental  
Attn: Chris Alger

Subject: CPT Site Investigation  
Former Romic Site, 2081 Bay Rd.  
Palo Alto, California  
GREGG Project Number: 12-012MA

Dear Mr. Alger:

The following report presents the results of GREGG Drilling & Testing's Cone Penetration Test investigation for the above referenced site. The following testing services were performed:

1	Cone Penetration Tests	(CPTU)	<input checked="" type="checkbox"/>
2	Pore Pressure Dissipation Tests	(PPD)	<input type="checkbox"/>
3	Seismic Cone Penetration Tests	(SCPTU)	<input type="checkbox"/>
4	UVOST Laser Induced Fluorescence	(UVOST)	<input type="checkbox"/>
5	Groundwater Sampling	(GWS)	<input checked="" type="checkbox"/>
6	Soil Sampling	(SS)	<input type="checkbox"/>
7	Vapor Sampling	(VS)	<input type="checkbox"/>
8	Pressuremeter Testing	(PMT)	<input type="checkbox"/>
9	Vane Shear Testing	(VST)	<input type="checkbox"/>
10	Dilatometer Testing	(DMT)	<input type="checkbox"/>

A list of reference papers providing additional background on the specific tests conducted is provided in the bibliography following the text of the report. If you would like a copy of any of these publications or should you have any questions or comments regarding the contents of this report, please do not hesitate to contact our office at (925) 313-5800.

Sincerely,  
GREGG Drilling & Testing, Inc.

Mary Walden  
Operations Manager



**GREGG DRILLING & TESTING, INC.**  
GEOTECHNICAL AND ENVIRONMENTAL INVESTIGATION SERVICES

Cone Penetration Test Sounding Summary

-Table 1-

CPT Sounding Identification	Date	Termination Depth (Feet)	Depth of Groundwater Samples (Feet)	Depth of Soil Samples (Feet)	Depth of Pore Pressure Dissipation Tests (Feet)
CPT-2	1/24/12	74	14, 41, 60	-	-
CPT-3	1/24/12	75	14, 40NR, 46, 69	-	-



## Bibliography

Lunne, T., Robertson, P.K. and Powell, J.J.M., "Cone Penetration Testing in Geotechnical Practice"  
E & FN Spon. ISBN 0 419 23750, 1997

Roberston, P.K., "Soil Classification using the Cone Penetration Test", Canadian Geotechnical Journal, Vol. 27,  
1990 pp. 151-158.

Mayne, P.W., "NHI (2002) Manual on Subsurface Investigations: Geotechnical Site Characterization", available  
through [www.ce.gatech.edu/~geosys/Faculty/Mayne/papers/index.html](http://www.ce.gatech.edu/~geosys/Faculty/Mayne/papers/index.html), Section 5.3, pp. 107-112.

Robertson, P.K., R.G. Campanella, D. Gillespie and A. Rice, "Seismic CPT to Measure In-Situ Shear Wave Velocity",  
Journal of Geotechnical Engineering ASCE, Vol. 112, No. 8, 1986  
pp. 791-803.

Robertson, P.K., Sully, J., Woeller, D.J., Lunne, T., Powell, J.J.M., and Gillespie, D.J., "Guidelines for Estimating  
Consolidation Parameters in Soils from Piezocone Tests", Canadian Geotechnical Journal, Vol. 29, No. 4,  
August 1992, pp. 539-550.

Robertson, P.K., T. Lunne and J.J.M. Powell, "Geo-Environmental Application of Penetration Testing", Geotechnical  
Site Characterization, Robertson & Mayne (editors), 1998 Balkema, Rotterdam, ISBN 90 5410 939 4 pp 35-47.

Campanella, R.G. and I. Weemeees, "Development and Use of An Electrical Resistivity Cone for Groundwater  
Contamination Studies", Canadian Geotechnical Journal, Vol. 27 No. 5, 1990 pp. 557-567.

DeGroot, D.J. and A.J. Lutenegeger, "Reliability of Soil Gas Sampling and Characterization Techniques", International  
Site Characterization Conference - Atlanta, 1998.

Woeller, D.J., P.K. Robertson, T.J. Boyd and Dave Thomas, "Detection of Polyaromatic Hydrocarbon Contaminants  
Using the UVIF-CPT", 53<sup>rd</sup> Canadian Geotechnical Conference Montreal, QC October pp. 733-739, 2000.

Zemo, D.A., T.A. Delfino, J.D. Gallinatti, V.A. Baker and L.R. Hilpert, "Field Comparison of Analytical Results from  
Discrete-Depth Groundwater Samplers" BAT EnviroProbe and OED HydroPunch, Sixth national Outdoor Action  
Conference, Las Vegas, Nevada Proceedings, 1992, pp 299-312.

Copies of ASTM Standards are available through [www.astm.org](http://www.astm.org)



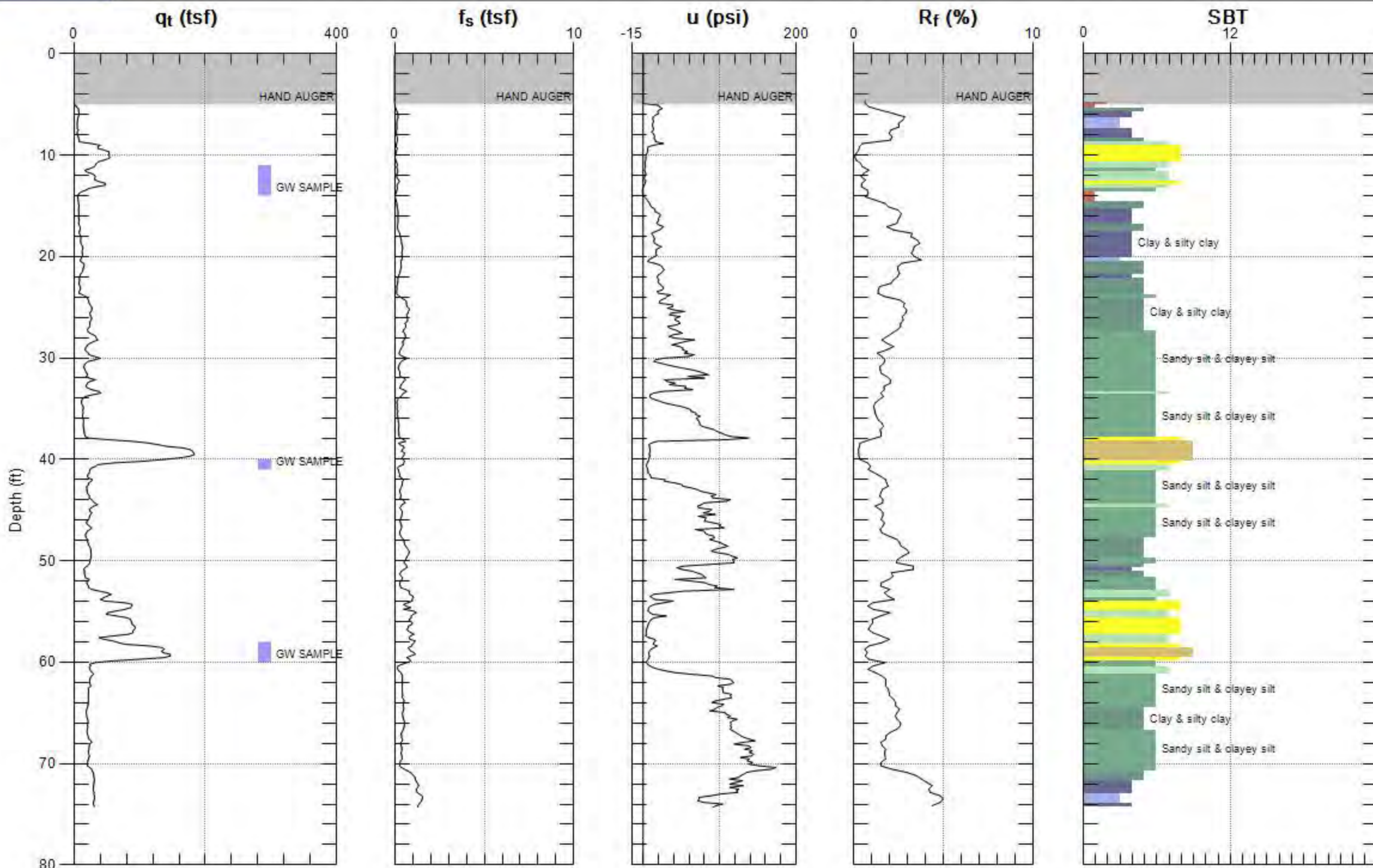
# IRIS ENVIRONMENTAL

Site: FMR. ROMIC SITE

Engineer: C.ALGER

Sounding: CPT-2

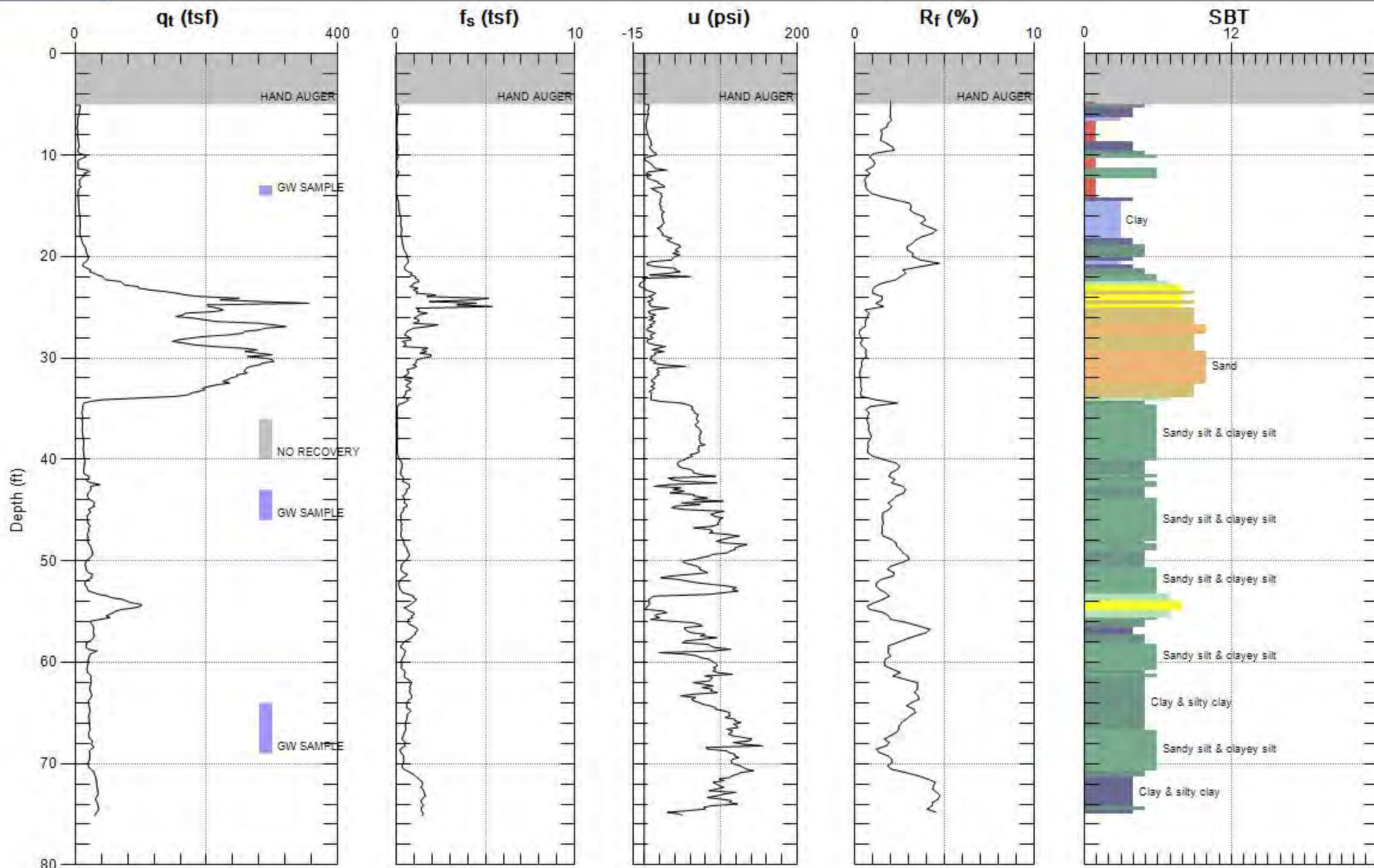
Date: 1/24/2012 08:56



Max. Depth: 74.311 (ft)  
Avg. Interval: 0.328 (ft)

SBT: Soil Behavior Type (Robertson 1990)





Max. Depth: 75.131 (ft)  
Avg. Interval: 0.328 (ft)

SBT: Soil Behavior Type (Robertson 1990)

## **Appendix D**

### **Laboratory Analytical Reports**



30 September 2011

Mr. Chris Alger  
Iris Environmental  
1438 Webster Street, Suite 302  
Oakland, CA 94612

**SUBJECT: DATA REPORT - Iris Environmental Project # 07-555C**  
**2081 Bay Road, East Palo Alto, California**

**TEG Project # 10915E**

Mr. Alger:

Please find enclosed a data report for the samples analyzed from the above referenced project for Iris Environmental. The samples were analyzed on site in TEG's mobile laboratory. TEG conducted a total of 21 analyses on 21 soil vapor samples.

-- 21 analyses on soil vapors for selected volatile organic hydrocarbons by EPA method 8260B.

The results of the analyses are summarized in the enclosed tables. Applicable detection limits and calibration data are included in the tables.

1,1 difluoroethane was used as a leak check compound during the soil vapor sampling. No 1,1 difluoroethane was detected in any of the vapor samples reported at or above the DTSC recommended leak check compound reporting limit of 10 ug/L of vapor.

TEG appreciates the opportunity to have provided analytical services to Iris Environmental on this project. If you have any further questions relating to these data or report, please do not hesitate to contact us.

Sincerely,

Mark Jerpbak  
Director, TEG-Northern California



EPA Method 8260B Analyses of SOIL VAPOR in micrograms per cubic meter of Vapor

SAMPLE NUMBER:		Probe Blank	Probe Blank	SG-2	SG-3	SG-4	SG-6
SAMPLE DEPTH (feet):				5.0	4.0	5.0	5.0
PURGE VOLUME:				3	3	3	3
COLLECTION DATE:		9/15/11	9/16/11	9/15/11	9/16/11	9/16/11	9/15/11
COLLECTION TIME:		08:44	07:48	12:14	08:40	09:04	11:39
DILUTION FACTOR:		1	1	1	1	1	1
	RL						
Dichlorodifluoromethane	100	nd	nd	nd	nd	nd	nd
Chloromethane	100	nd	nd	nd	nd	nd	nd
<b>Vinyl Chloride</b>	100	nd	nd	150000*	nd	nd	nd
Chloroethane	100	nd	nd	8300	nd	nd	nd
Trichlorofluoromethane	100	nd	nd	380	nd	nd	nd
1,1-Dichloroethene	100	nd	nd	53000	nd	nd	nd
1,1,2-Trichloro-trifluoroethane	100	nd	nd	89000	nd	300	nd
Methylene Chloride	100	nd	nd	nd	nd	nd	nd
tert-Butanol (TBA)	1000	nd	nd	nd	nd	nd	nd
Methyl-t-butyl ether (MtBE)	100	nd	nd	nd	nd	nd	nd
trans-1,2-Dichloroethene	100	nd	nd	240	nd	nd	nd
1,1-Dichloroethane	100	nd	nd	5000	nd	nd	nd
Diisopropyl ether (DIPE)	100	nd	nd	nd	nd	nd	nd
Ethyl-t-butyl ether (EtBE)	100	nd	nd	nd	nd	nd	nd
cis-1,2-Dichloroethene	100	nd	nd	150	nd	nd	nd
Chloroform	100	nd	nd	120	nd	nd	nd
1,1,1-Trichloroethane	100	nd	nd	8700	nd	nd	nd
Carbon Tetrachloride	100	nd	nd	nd	nd	nd	nd
1,2-Dichloroethane	100	nd	nd	nd	nd	nd	nd
Benzene	80	nd	nd	3400	nd	nd	nd
Tert-amyl methyl ether (TAME)	100	nd	nd	nd	nd	nd	nd
Trichloroethene	100	nd	nd	140	nd	nd	370
Toluene	200	nd	nd	2900	nd	nd	nd
1,1,2-Trichloroethane	100	nd	nd	nd	nd	nd	nd
Tetrachloroethene	100	nd	nd	470	110	230	250
Chlorobenzene	100	nd	nd	550	nd	nd	nd
Ethylbenzene	100	nd	nd	550	nd	nd	nd
1,1,1,2-Tetrachloroethane	100	nd	nd	nd	nd	nd	nd
m,p-Xylene	200	nd	nd	1000	nd	nd	nd
o-Xylene	100	nd	nd	500	nd	nd	nd
Styrene	100	nd	nd	nd	nd	nd	nd
Isopropylbenzene	100	nd	nd	nd	nd	nd	nd
1,1,2,2-Tetrachloroethane	100	nd	nd	nd	nd	nd	nd
1,3,5-Trimethylbenzene	100	nd	nd	nd	nd	nd	nd
1,2,4-Trimethylbenzene	100	nd	nd	nd	nd	nd	nd
1,4-Dichlorobenzene	100	nd	nd	nd	nd	nd	nd
1,2-Dichlorobenzene	100	nd	nd	nd	nd	nd	nd
1,2,4-Trichlorobenzene	100	nd	nd	nd	nd	nd	nd
Naphthalene	70	nd	nd	nd	nd	nd	nd
1,1-Difluoroethane (leak check)	10000	nd	nd	nd	nd	nd	nd
Surrogate Recovery (DBFM)		83%	90%	83%	93%	92%	80%
Surrogate Recovery (1,2-DCA-d4)		82%	85%	84%	90%	90%	79%
Surrogate Recovery (1,4-BFB)		95%	88%	87%	91%	85%	88%

'RL' Indicates reporting limit at a dilution factor of 1  
'nd' Indicates not detected at listed reporting limits

'\*' Indicates value above calibration range.

Analyses performed in TEG-Northern California's lab  
Analyses performed by: Ms. Stephanie Seymour



EPA Method 8260B Analyses of SOIL VAPOR in micrograms per cubic meter of Vapor

SAMPLE NUMBER:		SG-9	SG-10	SG-11	SG-12	SG-12 dup	SG-13
SAMPLE DEPTH (feet):		5.0	5.0	4.0	5.0	5.0	4.0
PURGE VOLUME:		3	3	3	3	3	1
COLLECTION DATE:		9/16/11	9/15/11	9/16/11	9/15/11	9/15/11	9/15/11
COLLECTION TIME:		09:24	16:04	09:50	15:25	15:25	09:43
DILUTION FACTOR:		1	1	1	1	1	1
	RL						
Dichlorodifluoromethane	100	nd	nd	nd	nd	nd	nd
Chloromethane	100	nd	nd	nd	nd	nd	nd
Vinyl Chloride	100	nd	nd	nd	nd	nd	nd
Chloroethane	100	nd	nd	nd	nd	nd	nd
Trichlorofluoromethane	100	nd	nd	nd	nd	nd	nd
1,1-Dichloroethene	100	nd	nd	nd	nd	nd	nd
1,1,2-Trichloro-trifluoroethane	100	nd	nd	130	260	250	nd
Methylene Chloride	100	nd	nd	nd	nd	nd	nd
tert-Butanol (TBA)	1000	nd	nd	nd	nd	nd	nd
Methyl-t-butyl ether (MtBE)	100	nd	nd	nd	nd	nd	nd
trans-1,2-Dichloroethene	100	nd	nd	nd	nd	nd	nd
1,1-Dichloroethane	100	nd	nd	nd	nd	nd	nd
Diisopropyl ether (DIPE)	100	nd	nd	nd	nd	nd	nd
Ethyl-t-butyl ether (EtBE)	100	nd	nd	nd	nd	nd	nd
cis-1,2-Dichloroethene	100	nd	nd	nd	nd	nd	nd
Chloroform	100	nd	nd	nd	nd	nd	nd
1,1,1-Trichloroethane	100	nd	nd	nd	190	180	nd
Carbon Tetrachloride	100	nd	nd	nd	nd	nd	nd
1,2-Dichloroethane	100	nd	nd	nd	nd	nd	nd
Benzene	80	nd	nd	nd	nd	nd	nd
Tert-amyl methyl ether (TAME)	100	nd	nd	nd	nd	nd	nd
Trichloroethene	100	nd	nd	nd	nd	nd	nd
Toluene	200	nd	300	nd	nd	nd	nd
1,1,2-Trichloroethane	100	nd	nd	nd	nd	nd	nd
Tetrachloroethene	100	nd	nd	nd	100	110	nd
Chlorobenzene	100	nd	nd	nd	nd	nd	nd
Ethylbenzene	100	nd	nd	nd	nd	nd	nd
1,1,1,2-Tetrachloroethane	100	nd	nd	nd	nd	nd	nd
m,p-Xylene	200	nd	nd	nd	nd	nd	nd
o-Xylene	100	nd	nd	nd	nd	nd	nd
Styrene	100	nd	nd	nd	nd	nd	nd
Isopropylbenzene	100	nd	nd	nd	nd	nd	nd
1,1,2,2-Tetrachloroethane	100	nd	nd	nd	nd	nd	nd
1,3,5-Trimethylbenzene	100	nd	nd	nd	nd	nd	nd
1,2,4-Trimethylbenzene	100	nd	nd	nd	nd	nd	nd
1,4-Dichlorobenzene	100	nd	nd	nd	nd	nd	nd
1,2-Dichlorobenzene	100	nd	nd	nd	nd	nd	nd
1,2,4-Trichlorobenzene	100	nd	nd	nd	nd	nd	nd
Naphthalene	70	nd	nd	nd	nd	nd	nd
1,1-Difluoroethane (leak check)	10000	nd	nd	nd	nd	nd	nd
Surrogate Recovery (DBFM)		93%	85%	93%	87%	86%	83%
Surrogate Recovery (1,2-DCA-d4)		91%	85%	88%	82%	84%	81%
Surrogate Recovery (1,4-BFB)		87%	86%	90%	87%	86%	88%

'RL' Indicates reporting limit at a dilution factor of 1  
'nd' Indicates not detected at listed reporting limits

Analyses performed in TEG-Northern California's lab  
Analyses performed by: Ms. Stephanie Seymour



EPA Method 8260B Analyses of SOIL VAPOR in micrograms per cubic meter of Vapor

SAMPLE NUMBER:	SG-13	SG-13	SG-14	SG-15	SG-15 dup	SG-16	
SAMPLE DEPTH (feet):	4.0	4.0	5.0	5.0	5.0	4.0	
PURGE VOLUME:	3	7	3	3	3	3	
COLLECTION DATE:	9/15/11	9/15/11	9/15/11	9/16/11	9/16/11	9/15/11	
COLLECTION TIME:	10:05	10:34	13:40	10:26	10:26	14:35	
DILUTION FACTOR:	1	1	1	1	1	1	
	RL						
Dichlorodifluoromethane	100	nd	nd	nd	nd	nd	
Chloromethane	100	nd	nd	nd	nd	nd	
Vinyl Chloride	100	nd	nd	nd	nd	nd	
Chloroethane	100	nd	nd	nd	nd	nd	
Trichlorofluoromethane	100	nd	nd	nd	nd	nd	
1,1-Dichloroethene	100	nd	nd	nd	nd	nd	
1,1,2-Trichloro-trifluoroethane	100	nd	nd	nd	nd	7300	
Methylene Chloride	100	nd	nd	nd	nd	nd	
tert-Butanol (TBA)	1000	nd	nd	nd	nd	nd	
Methyl-t-butyl ether (MtBE)	100	nd	nd	nd	nd	nd	
trans-1,2-Dichloroethene	100	nd	nd	nd	nd	nd	
1,1-Dichloroethane	100	nd	nd	nd	nd	nd	
Diisopropyl ether (DIPE)	100	nd	nd	nd	nd	nd	
Ethyl-t-butyl ether (EtBE)	100	nd	nd	nd	nd	nd	
cis-1,2-Dichloroethene	100	nd	nd	nd	nd	nd	
Chloroform	100	nd	nd	nd	nd	nd	
1,1,1-Trichloroethane	100	nd	nd	nd	nd	nd	
Carbon Tetrachloride	100	nd	nd	nd	nd	nd	
1,2-Dichloroethane	100	nd	nd	nd	nd	nd	
Benzene	80	nd	nd	180	nd	81	
Tert-amyl methyl ether (TAME)	100	nd	nd	nd	nd	nd	
Trichloroethene	100	nd	nd	nd	nd	nd	
Toluene	200	nd	nd	320	nd	nd	
1,1,2-Trichloroethane	100	nd	nd	nd	nd	nd	
Tetrachloroethene	100	nd	nd	nd	nd	870	
Chlorobenzene	100	nd	nd	nd	nd	nd	
Ethylbenzene	100	nd	nd	nd	nd	nd	
1,1,1,2-Tetrachloroethane	100	nd	nd	nd	nd	nd	
m,p-Xylene	200	nd	nd	nd	nd	210	
o-Xylene	100	nd	nd	nd	nd	nd	
Styrene	100	nd	nd	nd	nd	nd	
Isopropylbenzene	100	nd	nd	nd	nd	nd	
1,1,2,2-Tetrachloroethane	100	nd	nd	nd	nd	nd	
1,3,5-Trimethylbenzene	100	nd	nd	nd	nd	nd	
1,2,4-Trimethylbenzene	100	nd	nd	nd	nd	nd	
1,4-Dichlorobenzene	100	nd	nd	nd	nd	nd	
1,2-Dichlorobenzene	100	nd	nd	nd	nd	nd	
1,2,4-Trichlorobenzene	100	nd	nd	nd	nd	nd	
Naphthalene	70	nd	nd	nd	nd	nd	
1,1-Difluoroethane (leak check)	10000	nd	nd	nd	nd	nd	
Surrogate Recovery (DBFM)		84%	86%	82%	94%	102%	85%
Surrogate Recovery (1,2-DCA-d4)		78%	79%	80%	91%	97%	81%
Surrogate Recovery (1,4-BFB)		92%	90%	90%	89%	88%	85%

'RL' Indicates reporting limit at a dilution factor of 1  
'nd' Indicates not detected at listed reporting limits

Analyses performed in TEG-Northern California's lab  
Analyses performed by: Ms. Stephanie Seymour



EPA Method 8260B Analyses of SOIL VAPOR in micrograms per cubic meter of Vapor

SAMPLE NUMBER:		SG-17	SG-18	SG-19	SG-20	SG-21
SAMPLE DEPTH (feet):		5.0	5.0	5.0	5.0	5.0
PURGE VOLUME:		3	3	3	3	3
COLLECTION DATE:		9/16/11	9/16/11	9/16/11	9/16/11	9/16/11
COLLECTION TIME:		11:05	11:26	12:26	11:46	12:07
DILUTION FACTOR:		1	1	1	1	1
	RL					
Dichlorodifluoromethane	100	nd	nd	nd	nd	nd
Chloromethane	100	nd	nd	nd	nd	nd
Vinyl Chloride	100	nd	nd	nd	nd	nd
Chloroethane	100	nd	nd	nd	nd	nd
Trichlorofluoromethane	100	nd	nd	nd	nd	nd
1,1-Dichloroethene	100	nd	nd	nd	nd	nd
1,1,2-Trichloro-trifluoroethane	100	nd	nd	nd	nd	nd
Methylene Chloride	100	nd	nd	nd	nd	nd
tert-Butanol (TBA)	1000	nd	nd	nd	nd	nd
Methyl-t-butyl ether (MtBE)	100	nd	nd	nd	nd	nd
trans-1,2-Dichloroethene	100	nd	nd	nd	nd	nd
1,1-Dichloroethane	100	140	nd	1200	nd	nd
Diisopropyl ether (DIPE)	100	nd	nd	nd	nd	nd
Ethyl-t-butyl ether (EtBE)	100	nd	nd	nd	nd	nd
cis-1,2-Dichloroethene	100	nd	nd	nd	nd	nd
Chloroform	100	nd	nd	nd	nd	nd
1,1,1-Trichloroethane	100	nd	nd	nd	nd	nd
Carbon Tetrachloride	100	nd	nd	nd	nd	nd
1,2-Dichloroethane	100	nd	nd	nd	nd	nd
Benzene	80	nd	nd	nd	nd	nd
Tert-amyl methyl ether (TAME)	100	nd	nd	nd	nd	nd
Trichloroethene	100	nd	nd	nd	nd	nd
Toluene	200	nd	nd	nd	nd	nd
1,1,2-Trichloroethane	100	nd	nd	nd	nd	nd
Tetrachloroethene	100	nd	nd	nd	nd	nd
Chlorobenzene	100	nd	nd	nd	nd	nd
Ethylbenzene	100	nd	nd	nd	nd	nd
1,1,1,2-Tetrachloroethane	100	nd	nd	nd	nd	nd
m,p-Xylene	200	nd	nd	nd	nd	nd
o-Xylene	100	nd	nd	nd	nd	nd
Styrene	100	nd	nd	nd	nd	nd
Isopropylbenzene	100	nd	nd	nd	nd	nd
1,1,2,2-Tetrachloroethane	100	nd	nd	nd	nd	nd
1,3,5-Trimethylbenzene	100	nd	nd	nd	nd	nd
1,2,4-Trimethylbenzene	100	nd	nd	nd	nd	nd
1,4-Dichlorobenzene	100	nd	nd	nd	nd	nd
1,2-Dichlorobenzene	100	nd	nd	nd	nd	nd
1,2,4-Trichlorobenzene	100	nd	nd	nd	nd	nd
Naphthalene	70	nd	nd	nd	nd	nd
1,1-Difluoroethane (leak check)	10000	nd	nd	nd	nd	nd
Surrogate Recovery (DBFM)		104%	95%	101%	99%	104%
Surrogate Recovery (1,2-DCA-d4)		99%	91%	99%	101%	101%
Surrogate Recovery (1,4-BFB)		89%	88%	91%	90%	88%

'RL' Indicates reporting limit at a dilution factor of 1  
'nd' Indicates not detected at listed reporting limits

Analyses performed in TEG-Northern California's lab  
Analyses performed by: Ms. Stephanie Seymour



Iris Environmental, Project # 07-555C  
2081 Bay Road, East Palo Alto, California

TEG Project #10915E

CALIBRATION DATA - Calibration Check Compounds

	Vinyl Chloride	1,1 DCE	Chloroform	1,2 DCP	Toluene	Ethylbenzene
Midpoint	50.0	50.0	50.0	50.0	50.0	50.0

Continuing Calibration - Midpoint

9/15/11	54.9 109.8%	46.2 92.4%	46.8 93.6%	49.0 98.0%	48.5 97.0%	44.2 88.4%
9/16/11	52.5 105.0%	45.8 91.6%	47.9 95.8%	49.6 99.2%	49.4 98.8%	46.6 93.2%



9/28/2011

Ms. Anna Behrens  
Iris Environmental  
1438 Webster Street  
Suite 302  
Oakland CA 94612

Project Name: Romic EPA  
Project #: 07-555C  
Workorder #: 1109339

Dear Ms. Anna Behrens

The following report includes the data for the above referenced project for sample(s) received on 9/19/2011 at Air Toxics Ltd.

The data and associated QC analyzed by Modified TO-15 are compliant with the project requirements or laboratory criteria with the exception of the deviations noted in the attached case narrative.

Thank you for choosing Air Toxics Ltd. for your air analysis needs. Air Toxics Ltd. is committed to providing accurate data of the highest quality. Please feel free to contact the Project Manager: Kyle Vagadori at 916-985-1000 if you have any questions regarding the data in this report.

Regards,




Kyle Vagadori  
Project Manager

**WORK ORDER #: 1109339**

Work Order Summary

<b>CLIENT:</b>	Ms. Anna Behrens Iris Environmental 1438 Webster Street Suite 302 Oakland, CA 94612	<b>BILL TO:</b>	Ms. Anna Behrens Iris Environmental 1438 Webster Street Suite 302 Oakland, CA 94612
<b>PHONE:</b>	510-834-4747	<b>P.O. #</b>	
<b>FAX:</b>	510-834-4199	<b>PROJECT #</b>	07-555C Romic EPA
<b>DATE RECEIVED:</b>	09/19/2011	<b>CONTACT:</b>	Kyle Vagadori
<b>DATE COMPLETED:</b>	09/28/2011		

<u>FRACTION #</u>	<u>NAME</u>	<u>TEST</u>	<u>RECEIPT VAC./PRES.</u>	<u>FINAL PRESSURE</u>
01A	SG-2	Modified TO-15	4.0 "Hg	15 psi
02A	SG-14	Modified TO-15	3.0 "Hg	15 psi
03A	Lab Blank	Modified TO-15	NA	NA
04A	CCV	Modified TO-15	NA	NA
05A	LCS	Modified TO-15	NA	NA
05AA	LCSD	Modified TO-15	NA	NA

CERTIFIED BY:   
Laboratory Director

DATE: 09/28/11

Certification numbers: AZ Licensure AZ0719, CA NELAP - 02110CA, LA NELAP - 02089,  
NY NELAP - 11291, TX NELAP - T104704434-11-3, UT NELAP -CA009332011-1, WA NELAP - C935  
Name of Accrediting Agency: NELAP/Florida Department of Health, Scope of Application: Clean Air Act,  
Accreditation number: E87680, Effective date: 07/01/11 , Expiration date: 06/30/12.

Air Toxics Ltd. certifies that the test results contained in this report meet all requirements of the NELAC standards  
This report shall not be reproduced, except in full, without the written approval of Air Toxics Ltd.

180 BLUE RAVINE ROAD, SUITE B FOLSOM, CA - 95630  
(916) 985-1000 . (800) 985-5955 . FAX (916) 985-1020

**LABORATORY NARRATIVE  
EPA Method TO-15  
Iris Environmental  
Workorder# 1109339**

Two 1 Liter Summa Canister samples were received on September 19, 2011. The laboratory performed analysis via EPA Method TO-15 using GC/MS in the full scan mode.

This workorder was independently validated prior to submittal using 'USEPA National Functional Guidelines' as generally applied to the analysis of volatile organic compounds in air. A rules-based, logic driven, independent validation engine was employed to assess completeness, evaluate pass/fail of relevant project quality control requirements and verification of all quantified amounts.

**Receiving Notes**

There were no receiving discrepancies.

**Analytical Notes**

The reported CCV for each daily batch may be derived from more than one analytical file due to the client's request for non-standard compounds.

Non-standard compounds may have different acceptance criteria than the standard TO-14A/TO-15 compound list as per contract or verbal agreement.

A dilution was performed on sample SG-2 due to the presence of high level target species.

**Definition of Data Qualifying Flags**

Eight qualifiers may have been used on the data analysis sheets and indicates as follows:

B - Compound present in laboratory blank greater than reporting limit (background subtraction not performed).

J - Estimated value.

E - Exceeds instrument calibration range.

S - Saturated peak.

Q - Exceeds quality control limits.

U - Compound analyzed for but not detected above the reporting limit.

UJ- Non-detected compound associated with low bias in the CCV and/or LCS.

N - The identification is based on presumptive evidence.

File extensions may have been used on the data analysis sheets and indicates as follows:

a-File was requantified

b-File was quantified by a second column and detector

r1-File was requantified for the purpose of reissue

**Summary of Detected Compounds  
EPA METHOD TO-15 GC/MS FULL SCAN**

**Client Sample ID: SG-2**

**Lab ID#: 1109339-01A**

<b>Compound</b>	<b>Rpt. Limit (ppbv)</b>	<b>Amount (ppbv)</b>	<b>Rpt. Limit (ug/m3)</b>	<b>Amount (ug/m3)</b>
Freon 12	460	52000	2300	260000
Vinyl Chloride	460	140000	1200	360000
Freon 113	460	32000	3600	240000
1,1-Dichloroethene	460	23000	1800	90000
Hexane	460	5200	1600	18000
1,1-Dichloroethane	460	930	1900	3800
1,1,1-Trichloroethane	460	1000	2500	5400
Cyclohexane	460	660	1600	2300
Benzene	460	850	1500	2700
Heptane	460	1300	1900	5300
Toluene	460	970	1800	3700

**Client Sample ID: SG-14**

**Lab ID#: 1109339-02A**

<b>Compound</b>	<b>Rpt. Limit (ppbv)</b>	<b>Amount (ppbv)</b>	<b>Rpt. Limit (ug/m3)</b>	<b>Amount (ug/m3)</b>
Chloromethane	4.5	8.9	9.2	18
1,3-Butadiene	1.1	8.9	2.5	20
Acetone	4.5	31	11	73
Carbon Disulfide	4.5	4.7	14	15
Hexane	1.1	8.2	3.9	29
2-Butanone (Methyl Ethyl Ketone)	4.5	6.9	13	20
Cyclohexane	1.1	6.4	3.8	22
Benzene	1.1	38	3.6	120
Heptane	1.1	11	4.6	46
Toluene	1.1	78	4.2	300
Tetrachloroethene	1.1	6.3	7.6	43
Ethyl Benzene	1.1	6.8	4.9	30
m,p-Xylene	1.1	23	4.9	98
o-Xylene	1.1	7.0	4.9	30
4-Ethyltoluene	1.1	1.7	5.5	8.4

**Summary of Detected Compounds**  
**EPA METHOD TO-15 GC/MS FULL SCAN**

**Client Sample ID: SG-14**

**Lab ID#: 1109339-02A**

1,2,4-Trimethylbenzene	1.1	1.5	5.5	7.6
------------------------	-----	-----	-----	-----

Client Sample ID: SG-2

Lab ID#: 1109339-01A

**EPA METHOD TO-15 GC/MS FULL SCAN**

<b>File Name:</b>	<b>p092115</b>	<b>Date of Collection:</b> 9/15/11 12:36:00 PM
<b>Dil. Factor:</b>	<b>930</b>	<b>Date of Analysis:</b> 9/21/11 03:14 PM

<b>Compound</b>	<b>Rpt. Limit (ppbv)</b>	<b>Amount (ppbv)</b>	<b>Rpt. Limit (ug/m3)</b>	<b>Amount (ug/m3)</b>
Freon 12	460	52000	2300	260000
Freon 114	460	Not Detected	3200	Not Detected
Chloromethane	1900	Not Detected	3800	Not Detected
Vinyl Chloride	460	140000	1200	360000
1,3-Butadiene	460	Not Detected	1000	Not Detected
Bromomethane	460	Not Detected	1800	Not Detected
Chloroethane	1900	Not Detected	4900	Not Detected
Freon 11	460	Not Detected	2600	Not Detected
Ethanol	1900	Not Detected	3500	Not Detected
Freon 113	460	32000	3600	240000
1,1-Dichloroethene	460	23000	1800	90000
Acetone	1900	Not Detected	4400	Not Detected
2-Propanol	1900	Not Detected	4600	Not Detected
Carbon Disulfide	1900	Not Detected	5800	Not Detected
3-Chloropropene	1900	Not Detected	5800	Not Detected
Methylene Chloride	460	Not Detected	1600	Not Detected
Methyl tert-butyl ether	460	Not Detected	1700	Not Detected
trans-1,2-Dichloroethene	460	Not Detected	1800	Not Detected
Hexane	460	5200	1600	18000
1,1-Dichloroethane	460	930	1900	3800
2-Butanone (Methyl Ethyl Ketone)	1900	Not Detected	5500	Not Detected
cis-1,2-Dichloroethene	460	Not Detected	1800	Not Detected
Tetrahydrofuran	460	Not Detected	1400	Not Detected
Chloroform	460	Not Detected	2300	Not Detected
1,1,1-Trichloroethane	460	1000	2500	5400
Cyclohexane	460	660	1600	2300
Carbon Tetrachloride	460	Not Detected	2900	Not Detected
2,2,4-Trimethylpentane	460	Not Detected	2200	Not Detected
Benzene	460	850	1500	2700
1,2-Dichloroethane	460	Not Detected	1900	Not Detected
Heptane	460	1300	1900	5300
Trichloroethene	460	Not Detected	2500	Not Detected
1,2-Dichloropropane	460	Not Detected	2100	Not Detected
1,4-Dioxane	1900	Not Detected	6700	Not Detected
Bromodichloromethane	460	Not Detected	3100	Not Detected
cis-1,3-Dichloropropene	460	Not Detected	2100	Not Detected
4-Methyl-2-pentanone	460	Not Detected	1900	Not Detected
Toluene	460	970	1800	3700
trans-1,3-Dichloropropene	460	Not Detected	2100	Not Detected
1,1,2-Trichloroethane	460	Not Detected	2500	Not Detected
Tetrachloroethene	460	Not Detected	3200	Not Detected

Client Sample ID: SG-2

Lab ID#: 1109339-01A

**EPA METHOD TO-15 GC/MS FULL SCAN**

<b>File Name:</b>	<b>p092115</b>	<b>Date of Collection:</b> 9/15/11 12:36:00 PM
<b>Dil. Factor:</b>	<b>930</b>	<b>Date of Analysis:</b> 9/21/11 03:14 PM

<b>Compound</b>	<b>Rpt. Limit (ppbv)</b>	<b>Amount (ppbv)</b>	<b>Rpt. Limit (ug/m3)</b>	<b>Amount (ug/m3)</b>
2-Hexanone	1900	Not Detected	7600	Not Detected
Dibromochloromethane	460	Not Detected	4000	Not Detected
1,2-Dibromoethane (EDB)	460	Not Detected	3600	Not Detected
Chlorobenzene	460	Not Detected	2100	Not Detected
Ethyl Benzene	460	Not Detected	2000	Not Detected
m,p-Xylene	460	Not Detected	2000	Not Detected
o-Xylene	460	Not Detected	2000	Not Detected
Styrene	460	Not Detected	2000	Not Detected
Bromoform	460	Not Detected	4800	Not Detected
Cumene	460	Not Detected	2300	Not Detected
1,1,2,2-Tetrachloroethane	460	Not Detected	3200	Not Detected
Propylbenzene	460	Not Detected	2300	Not Detected
4-Ethyltoluene	460	Not Detected	2300	Not Detected
1,3,5-Trimethylbenzene	460	Not Detected	2300	Not Detected
1,2,4-Trimethylbenzene	460	Not Detected	2300	Not Detected
1,3-Dichlorobenzene	460	Not Detected	2800	Not Detected
1,4-Dichlorobenzene	460	Not Detected	2800	Not Detected
alpha-Chlorotoluene	460	Not Detected	2400	Not Detected
1,2-Dichlorobenzene	460	Not Detected	2800	Not Detected
1,2,4-Trichlorobenzene	1900	Not Detected	14000	Not Detected
Hexachlorobutadiene	1900	Not Detected	20000	Not Detected
1,1-Difluoroethane	1900	Not Detected	5000	Not Detected

**Container Type: 1 Liter Summa Canister**

<b>Surrogates</b>	<b>%Recovery</b>	<b>Method Limits</b>
Toluene-d8	95	70-130
1,2-Dichloroethane-d4	98	70-130
4-Bromofluorobenzene	124	70-130

Client Sample ID: SG-14

Lab ID#: 1109339-02A

**EPA METHOD TO-15 GC/MS FULL SCAN**

<b>File Name:</b>	<b>p092117</b>	<b>Date of Collection:</b> 9/15/11 2:21:00 PM
<b>Dil. Factor:</b>	<b>2.24</b>	<b>Date of Analysis:</b> 9/21/11 04:15 PM

<b>Compound</b>	<b>Rpt. Limit (ppbv)</b>	<b>Amount (ppbv)</b>	<b>Rpt. Limit (ug/m3)</b>	<b>Amount (ug/m3)</b>
Freon 12	1.1	Not Detected	5.5	Not Detected
Freon 114	1.1	Not Detected	7.8	Not Detected
Chloromethane	4.5	8.9	9.2	18
Vinyl Chloride	1.1	Not Detected	2.9	Not Detected
1,3-Butadiene	1.1	8.9	2.5	20
Bromomethane	1.1	Not Detected	4.3	Not Detected
Chloroethane	4.5	Not Detected	12	Not Detected
Freon 11	1.1	Not Detected	6.3	Not Detected
Ethanol	4.5	Not Detected	8.4	Not Detected
Freon 113	1.1	Not Detected	8.6	Not Detected
1,1-Dichloroethene	1.1	Not Detected	4.4	Not Detected
Acetone	4.5	31	11	73
2-Propanol	4.5	Not Detected	11	Not Detected
Carbon Disulfide	4.5	4.7	14	15
3-Chloropropene	4.5	Not Detected	14	Not Detected
Methylene Chloride	1.1	Not Detected	3.9	Not Detected
Methyl tert-butyl ether	1.1	Not Detected	4.0	Not Detected
trans-1,2-Dichloroethene	1.1	Not Detected	4.4	Not Detected
Hexane	1.1	8.2	3.9	29
1,1-Dichloroethane	1.1	Not Detected	4.5	Not Detected
2-Butanone (Methyl Ethyl Ketone)	4.5	6.9	13	20
cis-1,2-Dichloroethene	1.1	Not Detected	4.4	Not Detected
Tetrahydrofuran	1.1	Not Detected	3.3	Not Detected
Chloroform	1.1	Not Detected	5.5	Not Detected
1,1,1-Trichloroethane	1.1	Not Detected	6.1	Not Detected
Cyclohexane	1.1	6.4	3.8	22
Carbon Tetrachloride	1.1	Not Detected	7.0	Not Detected
2,2,4-Trimethylpentane	1.1	Not Detected	5.2	Not Detected
Benzene	1.1	38	3.6	120
1,2-Dichloroethane	1.1	Not Detected	4.5	Not Detected
Heptane	1.1	11	4.6	46
Trichloroethene	1.1	Not Detected	6.0	Not Detected
1,2-Dichloropropane	1.1	Not Detected	5.2	Not Detected
1,4-Dioxane	4.5	Not Detected	16	Not Detected
Bromodichloromethane	1.1	Not Detected	7.5	Not Detected
cis-1,3-Dichloropropene	1.1	Not Detected	5.1	Not Detected
4-Methyl-2-pentanone	1.1	Not Detected	4.6	Not Detected
Toluene	1.1	78	4.2	300
trans-1,3-Dichloropropene	1.1	Not Detected	5.1	Not Detected
1,1,2-Trichloroethane	1.1	Not Detected	6.1	Not Detected
Tetrachloroethene	1.1	6.3	7.6	43



Client Sample ID: SG-14

Lab ID#: 1109339-02A

**EPA METHOD TO-15 GC/MS FULL SCAN**

<b>File Name:</b>	<b>p092117</b>	<b>Date of Collection:</b> 9/15/11 2:21:00 PM
<b>Dil. Factor:</b>	<b>2.24</b>	<b>Date of Analysis:</b> 9/21/11 04:15 PM

<b>Compound</b>	<b>Rpt. Limit (ppbv)</b>	<b>Amount (ppbv)</b>	<b>Rpt. Limit (ug/m3)</b>	<b>Amount (ug/m3)</b>
2-Hexanone	4.5	Not Detected	18	Not Detected
Dibromochloromethane	1.1	Not Detected	9.5	Not Detected
1,2-Dibromoethane (EDB)	1.1	Not Detected	8.6	Not Detected
Chlorobenzene	1.1	Not Detected	5.2	Not Detected
Ethyl Benzene	1.1	6.8	4.9	30
m,p-Xylene	1.1	23	4.9	98
o-Xylene	1.1	7.0	4.9	30
Styrene	1.1	Not Detected	4.8	Not Detected
Bromoform	1.1	Not Detected	12	Not Detected
Cumene	1.1	Not Detected	5.5	Not Detected
1,1,2,2-Tetrachloroethane	1.1	Not Detected	7.7	Not Detected
Propylbenzene	1.1	Not Detected	5.5	Not Detected
4-Ethyltoluene	1.1	1.7	5.5	8.4
1,3,5-Trimethylbenzene	1.1	Not Detected	5.5	Not Detected
1,2,4-Trimethylbenzene	1.1	1.5	5.5	7.6
1,3-Dichlorobenzene	1.1	Not Detected	6.7	Not Detected
1,4-Dichlorobenzene	1.1	Not Detected	6.7	Not Detected
alpha-Chlorotoluene	1.1	Not Detected	5.8	Not Detected
1,2-Dichlorobenzene	1.1	Not Detected	6.7	Not Detected
1,2,4-Trichlorobenzene	4.5	Not Detected	33	Not Detected
Hexachlorobutadiene	4.5	Not Detected	48	Not Detected
1,1-Difluoroethane	4.5	Not Detected	12	Not Detected

**Container Type: 1 Liter Summa Canister**

<b>Surrogates</b>	<b>%Recovery</b>	<b>Method Limits</b>
Toluene-d8	98	70-130
1,2-Dichloroethane-d4	96	70-130
4-Bromofluorobenzene	113	70-130

Client Sample ID: Lab Blank

Lab ID#: 1109339-03A

**EPA METHOD TO-15 GC/MS FULL SCAN**

<b>File Name:</b>	<b>p092107</b>	<b>Date of Collection:</b> NA
<b>Dil. Factor:</b>	<b>1.00</b>	<b>Date of Analysis:</b> 9/21/11 11:27 AM

<b>Compound</b>	<b>Rpt. Limit (ppbv)</b>	<b>Amount (ppbv)</b>	<b>Rpt. Limit (ug/m3)</b>	<b>Amount (ug/m3)</b>
Freon 12	0.50	Not Detected	2.5	Not Detected
Freon 114	0.50	Not Detected	3.5	Not Detected
Chloromethane	2.0	Not Detected	4.1	Not Detected
Vinyl Chloride	0.50	Not Detected	1.3	Not Detected
1,3-Butadiene	0.50	Not Detected	1.1	Not Detected
Bromomethane	0.50	Not Detected	1.9	Not Detected
Chloroethane	2.0	Not Detected	5.3	Not Detected
Freon 11	0.50	Not Detected	2.8	Not Detected
Ethanol	2.0	Not Detected	3.8	Not Detected
Freon 113	0.50	Not Detected	3.8	Not Detected
1,1-Dichloroethene	0.50	Not Detected	2.0	Not Detected
Acetone	2.0	Not Detected	4.8	Not Detected
2-Propanol	2.0	Not Detected	4.9	Not Detected
Carbon Disulfide	2.0	Not Detected	6.2	Not Detected
3-Chloropropene	2.0	Not Detected	6.3	Not Detected
Methylene Chloride	0.50	Not Detected	1.7	Not Detected
Methyl tert-butyl ether	0.50	Not Detected	1.8	Not Detected
trans-1,2-Dichloroethene	0.50	Not Detected	2.0	Not Detected
Hexane	0.50	Not Detected	1.8	Not Detected
1,1-Dichloroethane	0.50	Not Detected	2.0	Not Detected
2-Butanone (Methyl Ethyl Ketone)	2.0	Not Detected	5.9	Not Detected
cis-1,2-Dichloroethene	0.50	Not Detected	2.0	Not Detected
Tetrahydrofuran	0.50	Not Detected	1.5	Not Detected
Chloroform	0.50	Not Detected	2.4	Not Detected
1,1,1-Trichloroethane	0.50	Not Detected	2.7	Not Detected
Cyclohexane	0.50	Not Detected	1.7	Not Detected
Carbon Tetrachloride	0.50	Not Detected	3.1	Not Detected
2,2,4-Trimethylpentane	0.50	Not Detected	2.3	Not Detected
Benzene	0.50	Not Detected	1.6	Not Detected
1,2-Dichloroethane	0.50	Not Detected	2.0	Not Detected
Heptane	0.50	Not Detected	2.0	Not Detected
Trichloroethene	0.50	Not Detected	2.7	Not Detected
1,2-Dichloropropane	0.50	Not Detected	2.3	Not Detected
1,4-Dioxane	2.0	Not Detected	7.2	Not Detected
Bromodichloromethane	0.50	Not Detected	3.4	Not Detected
cis-1,3-Dichloropropene	0.50	Not Detected	2.3	Not Detected
4-Methyl-2-pentanone	0.50	Not Detected	2.0	Not Detected
Toluene	0.50	Not Detected	1.9	Not Detected
trans-1,3-Dichloropropene	0.50	Not Detected	2.3	Not Detected
1,1,2-Trichloroethane	0.50	Not Detected	2.7	Not Detected
Tetrachloroethene	0.50	Not Detected	3.4	Not Detected

Client Sample ID: Lab Blank

Lab ID#: 1109339-03A

**EPA METHOD TO-15 GC/MS FULL SCAN**

<b>File Name:</b>	<b>p092107</b>	<b>Date of Collection: NA</b>
<b>Dil. Factor:</b>	<b>1.00</b>	<b>Date of Analysis: 9/21/11 11:27 AM</b>

<b>Compound</b>	<b>Rpt. Limit (ppbv)</b>	<b>Amount (ppbv)</b>	<b>Rpt. Limit (ug/m3)</b>	<b>Amount (ug/m3)</b>
2-Hexanone	2.0	Not Detected	8.2	Not Detected
Dibromochloromethane	0.50	Not Detected	4.2	Not Detected
1,2-Dibromoethane (EDB)	0.50	Not Detected	3.8	Not Detected
Chlorobenzene	0.50	Not Detected	2.3	Not Detected
Ethyl Benzene	0.50	Not Detected	2.2	Not Detected
m,p-Xylene	0.50	Not Detected	2.2	Not Detected
o-Xylene	0.50	Not Detected	2.2	Not Detected
Styrene	0.50	Not Detected	2.1	Not Detected
Bromoform	0.50	Not Detected	5.2	Not Detected
Cumene	0.50	Not Detected	2.4	Not Detected
1,1,2,2-Tetrachloroethane	0.50	Not Detected	3.4	Not Detected
Propylbenzene	0.50	Not Detected	2.4	Not Detected
4-Ethyltoluene	0.50	Not Detected	2.4	Not Detected
1,3,5-Trimethylbenzene	0.50	Not Detected	2.4	Not Detected
1,2,4-Trimethylbenzene	0.50	Not Detected	2.4	Not Detected
1,3-Dichlorobenzene	0.50	Not Detected	3.0	Not Detected
1,4-Dichlorobenzene	0.50	Not Detected	3.0	Not Detected
alpha-Chlorotoluene	0.50	Not Detected	2.6	Not Detected
1,2-Dichlorobenzene	0.50	Not Detected	3.0	Not Detected
1,2,4-Trichlorobenzene	2.0	Not Detected	15	Not Detected
Hexachlorobutadiene	2.0	Not Detected	21	Not Detected
1,1-Difluoroethane	2.0	Not Detected	5.4	Not Detected

Container Type: NA - Not Applicable

<b>Surrogates</b>	<b>%Recovery</b>	<b>Method Limits</b>
Toluene-d8	97	70-130
1,2-Dichloroethane-d4	100	70-130
4-Bromofluorobenzene	112	70-130

Client Sample ID: CCV

Lab ID#: 1109339-04A

**EPA METHOD TO-15 GC/MS FULL SCAN**

<b>File Name:</b>	<b>p092102</b>	<b>Date of Collection:</b> NA
<b>Dil. Factor:</b>	<b>1.00</b>	<b>Date of Analysis:</b> 9/21/11 09:13 AM

<b>Compound</b>	<b>%Recovery</b>
Freon 12	108
Freon 114	105
Chloromethane	91
Vinyl Chloride	92
1,3-Butadiene	91
Bromomethane	107
Chloroethane	93
Freon 11	110
Ethanol	78
Freon 113	108
1,1-Dichloroethene	105
Acetone	92
2-Propanol	93
Carbon Disulfide	94
3-Chloropropene	101
Methylene Chloride	91
Methyl tert-butyl ether	107
trans-1,2-Dichloroethene	102
Hexane	96
1,1-Dichloroethane	95
2-Butanone (Methyl Ethyl Ketone)	94
cis-1,2-Dichloroethene	102
Tetrahydrofuran	92
Chloroform	101
1,1,1-Trichloroethane	110
Cyclohexane	104
Carbon Tetrachloride	111
2,2,4-Trimethylpentane	96
Benzene	95
1,2-Dichloroethane	99
Heptane	96
Trichloroethene	96
1,2-Dichloropropane	90
1,4-Dioxane	93
Bromodichloromethane	100
cis-1,3-Dichloropropene	99
4-Methyl-2-pentanone	91
Toluene	95
trans-1,3-Dichloropropene	94
1,1,2-Trichloroethane	88
Tetrachloroethene	98

Client Sample ID: CCV

Lab ID#: 1109339-04A

**EPA METHOD TO-15 GC/MS FULL SCAN**

<b>File Name:</b>	<b>p092102</b>	<b>Date of Collection:</b> NA
<b>Dil. Factor:</b>	<b>1.00</b>	<b>Date of Analysis:</b> 9/21/11 09:13 AM

<b>Compound</b>	<b>%Recovery</b>
2-Hexanone	90
Dibromochloromethane	95
1,2-Dibromoethane (EDB)	91
Chlorobenzene	90
Ethyl Benzene	96
m,p-Xylene	100
o-Xylene	98
Styrene	97
Bromoform	98
Cumene	100
1,1,2,2-Tetrachloroethane	85
Propylbenzene	97
4-Ethyltoluene	98
1,3,5-Trimethylbenzene	93
1,2,4-Trimethylbenzene	100
1,3-Dichlorobenzene	93
1,4-Dichlorobenzene	91
alpha-Chlorotoluene	100
1,2-Dichlorobenzene	95
1,2,4-Trichlorobenzene	94
Hexachlorobutadiene	102
1,1-Difluoroethane	92

**Container Type: NA - Not Applicable**

<b>Surrogates</b>	<b>%Recovery</b>	<b>Method Limits</b>
Toluene-d8	95	70-130
1,2-Dichloroethane-d4	106	70-130
4-Bromofluorobenzene	113	70-130

Client Sample ID: LCS

Lab ID#: 1109339-05A

**EPA METHOD TO-15 GC/MS FULL SCAN**

<b>File Name:</b>	<b>p092104</b>	<b>Date of Collection:</b> NA
<b>Dil. Factor:</b>	<b>1.00</b>	<b>Date of Analysis:</b> 9/21/11 10:18 AM

<b>Compound</b>	<b>%Recovery</b>
Freon 12	108
Freon 114	105
Chloromethane	96
Vinyl Chloride	98
1,3-Butadiene	93
Bromomethane	110
Chloroethane	96
Freon 11	108
Ethanol	76
Freon 113	108
1,1-Dichloroethene	112
Acetone	92
2-Propanol	95
Carbon Disulfide	116
3-Chloropropene	115
Methylene Chloride	88
Methyl tert-butyl ether	109
trans-1,2-Dichloroethene	113
Hexane	97
1,1-Dichloroethane	94
2-Butanone (Methyl Ethyl Ketone)	99
cis-1,2-Dichloroethene	102
Tetrahydrofuran	88
Chloroform	101
1,1,1-Trichloroethane	109
Cyclohexane	104
Carbon Tetrachloride	108
2,2,4-Trimethylpentane	90
Benzene	98
1,2-Dichloroethane	101
Heptane	97
Trichloroethene	99
1,2-Dichloropropane	94
1,4-Dioxane	98
Bromodichloromethane	101
cis-1,3-Dichloropropene	101
4-Methyl-2-pentanone	98
Toluene	97
trans-1,3-Dichloropropene	95
1,1,2-Trichloroethane	89
Tetrachloroethene	98

Client Sample ID: LCS

Lab ID#: 1109339-05A

**EPA METHOD TO-15 GC/MS FULL SCAN**

<b>File Name:</b>	<b>p092104</b>	<b>Date of Collection:</b> NA
<b>Dil. Factor:</b>	<b>1.00</b>	<b>Date of Analysis:</b> 9/21/11 10:18 AM

<b>Compound</b>	<b>%Recovery</b>
2-Hexanone	92
Dibromochloromethane	95
1,2-Dibromoethane (EDB)	95
Chlorobenzene	95
Ethyl Benzene	98
m,p-Xylene	104
o-Xylene	101
Styrene	101
Bromoform	97
Cumene	101
1,1,2,2-Tetrachloroethane	89
Propylbenzene	99
4-Ethyltoluene	96
1,3,5-Trimethylbenzene	95
1,2,4-Trimethylbenzene	101
1,3-Dichlorobenzene	97
1,4-Dichlorobenzene	93
alpha-Chlorotoluene	99
1,2-Dichlorobenzene	97
1,2,4-Trichlorobenzene	101
Hexachlorobutadiene	104
1,1-Difluoroethane	Not Spiked

**Container Type: NA - Not Applicable**

<b>Surrogates</b>	<b>%Recovery</b>	<b>Method Limits</b>
Toluene-d8	100	70-130
1,2-Dichloroethane-d4	104	70-130
4-Bromofluorobenzene	116	70-130

Client Sample ID: LCSD

Lab ID#: 1109339-05AA

**EPA METHOD TO-15 GC/MS FULL SCAN**

<b>File Name:</b>	<b>p092105</b>	<b>Date of Collection:</b> NA
<b>Dil. Factor:</b>	<b>1.00</b>	<b>Date of Analysis:</b> 9/21/11 10:35 AM

<b>Compound</b>	<b>%Recovery</b>
Freon 12	103
Freon 114	101
Chloromethane	92
Vinyl Chloride	91
1,3-Butadiene	87
Bromomethane	103
Chloroethane	92
Freon 11	103
Ethanol	82
Freon 113	103
1,1-Dichloroethene	106
Acetone	89
2-Propanol	87
Carbon Disulfide	113
3-Chloropropene	107
Methylene Chloride	87
Methyl tert-butyl ether	104
trans-1,2-Dichloroethene	108
Hexane	92
1,1-Dichloroethane	90
2-Butanone (Methyl Ethyl Ketone)	95
cis-1,2-Dichloroethene	98
Tetrahydrofuran	83
Chloroform	97
1,1,1-Trichloroethane	105
Cyclohexane	99
Carbon Tetrachloride	105
2,2,4-Trimethylpentane	89
Benzene	95
1,2-Dichloroethane	100
Heptane	97
Trichloroethene	94
1,2-Dichloropropane	91
1,4-Dioxane	93
Bromodichloromethane	99
cis-1,3-Dichloropropene	98
4-Methyl-2-pentanone	93
Toluene	95
trans-1,3-Dichloropropene	92
1,1,2-Trichloroethane	87
Tetrachloroethene	97



Client Sample ID: LCSD

Lab ID#: 1109339-05AA

**EPA METHOD TO-15 GC/MS FULL SCAN**

<b>File Name:</b>	<b>p092105</b>	<b>Date of Collection:</b> NA
<b>Dil. Factor:</b>	<b>1.00</b>	<b>Date of Analysis:</b> 9/21/11 10:35 AM

<b>Compound</b>	<b>%Recovery</b>
2-Hexanone	90
Dibromochloromethane	91
1,2-Dibromoethane (EDB)	92
Chlorobenzene	92
Ethyl Benzene	96
m,p-Xylene	100
o-Xylene	100
Styrene	98
Bromoform	94
Cumene	101
1,1,2,2-Tetrachloroethane	88
Propylbenzene	98
4-Ethyltoluene	95
1,3,5-Trimethylbenzene	94
1,2,4-Trimethylbenzene	99
1,3-Dichlorobenzene	95
1,4-Dichlorobenzene	91
alpha-Chlorotoluene	97
1,2-Dichlorobenzene	96
1,2,4-Trichlorobenzene	102
Hexachlorobutadiene	104
1,1-Difluoroethane	Not Spiked

**Container Type: NA - Not Applicable**

<b>Surrogates</b>	<b>%Recovery</b>	<b>Method Limits</b>
Toluene-d8	100	70-130
1,2-Dichloroethane-d4	98	70-130
4-Bromofluorobenzene	116	70-130

**Technical Report for**

**Iris Environmental**

Romic EPA - 2081 Bay Road, East Palo Alto, CA

07-555C

Accutest Job Number: C20014

Sampling Date: 01/24/12

**Report to:**

**Iris Environmental**

**juli@irisenv.com**

**ATTN: Juli Brady**

**Total number of pages in report: 34**



Test results contained within this data package meet the requirements of the National Environmental Laboratory Accreditation Conference and/or state specific certification programs as applicable.

**Kesavalu M. Bagawandoss,  
Ph.D., J.D., Lab Director**

**Client Service contact: Nutan Kabir 408-588-0200**

Certifications: CA (08258CA) AZ (AZ0762) DoD/ISO/IEC 17025:2005 (L2242)

This report shall not be reproduced, except in its entirety, without the written approval of Accutest Laboratories.

Test results relate only to samples analyzed.

# Table of Contents

-1-

<b>Section 1: Sample Summary .....</b>	<b>3</b>
<b>Section 2: Sample Results .....</b>	<b>4</b>
<b>2.1: C20014-1: GG27-GW-14 .....</b>	<b>5</b>
<b>2.2: C20014-2: GG27-GW-41 .....</b>	<b>8</b>
<b>2.3: C20014-3: GG27-GW-60 .....</b>	<b>11</b>
<b>2.4: C20014-4: AA27-GW-14 .....</b>	<b>14</b>
<b>2.5: C20014-5: AA27-GW-46 .....</b>	<b>17</b>
<b>2.6: C20014-6: AA27-GW-69 .....</b>	<b>20</b>
<b>2.7: C20014-7: MM27-GW-15 .....</b>	<b>23</b>
<b>2.8: C20014-8: MM27-GW-41 .....</b>	<b>26</b>
<b>2.9: C20014-9: MM27-GW-60 .....</b>	<b>29</b>
<b>Section 3: Misc. Forms .....</b>	<b>32</b>
<b>3.1: Chain of Custody .....</b>	<b>33</b>



## Sample Summary

Iris Environmental

Job No: C20014

Romic EPA - 2081 Bay Road, East Palo Alto, CA  
Project No: 07-555C

Sample Number	Collected Date	Time By	Received	Matrix Code	Type	Client Sample ID
C20014-1	01/24/12	10:40 JB	01/25/12	AQ	Ground Water	GG27-GW-14
C20014-2	01/24/12	10:55 JB	01/25/12	AQ	Ground Water	GG27-GW-41
C20014-3	01/24/12	11:15 JB	01/25/12	AQ	Ground Water	GG27-GW-60
C20014-4	01/24/12	12:25 JB	01/25/12	AQ	Ground Water	AA27-GW-14
C20014-5	01/24/12	13:40 JB	01/25/12	AQ	Ground Water	AA27-GW-46
C20014-6	01/24/12	14:43 JB	01/25/12	AQ	Ground Water	AA27-GW-69
C20014-7	01/24/12	15:45 JB	01/25/12	AQ	Ground Water	MM27-GW-15
C20014-8	01/24/12	16:00 JB	01/25/12	AQ	Ground Water	MM27-GW-41
C20014-9	01/24/12	16:20 JB	01/25/12	AQ	Ground Water	MM27-GW-60

Sample Results

---

Report of Analysis

---

## Report of Analysis

<b>Client Sample ID:</b> GG27-GW-14		
<b>Lab Sample ID:</b> C20014-1		<b>Date Sampled:</b> 01/24/12
<b>Matrix:</b> AQ - Ground Water		<b>Date Received:</b> 01/25/12
<b>Method:</b> SW846 8260B		<b>Percent Solids:</b> n/a
<b>Project:</b> Romic EPA - 2081 Bay Road, East Palo Alto, CA		

Run #1	File ID	DF	Analyzed	By	Prep Date	Prep Batch	Analytical Batch
Run #1	R7427.D	1	01/27/12	BD	n/a	n/a	VR261
Run #2							

Run #1	Purge Volume
Run #1	10.0 ml
Run #2	

## VOA 8260 List

CAS No.	Compound	Result	RL	MDL	Units	Q
67-64-1	Acetone <sup>a</sup>	ND	20	4.0	ug/l	
71-43-2	Benzene	ND	1.0	0.20	ug/l	
108-86-1	Bromobenzene	ND	1.0	0.20	ug/l	
74-97-5	Bromochloromethane	ND	1.0	0.20	ug/l	
75-27-4	Bromodichloromethane	ND	1.0	0.20	ug/l	
75-25-2	Bromoform	ND	1.0	0.22	ug/l	
104-51-8	n-Butylbenzene	ND	2.0	0.20	ug/l	
135-98-8	sec-Butylbenzene	ND	2.0	0.20	ug/l	
98-06-6	tert-Butylbenzene	ND	2.0	0.28	ug/l	
108-90-7	Chlorobenzene	2.4	1.0	0.20	ug/l	
75-00-3	Chloroethane	ND	1.0	0.20	ug/l	
67-66-3	Chloroform	ND	1.0	0.20	ug/l	
95-49-8	o-Chlorotoluene	ND	2.0	0.20	ug/l	
106-43-4	p-Chlorotoluene	ND	2.0	0.26	ug/l	
56-23-5	Carbon tetrachloride	ND	1.0	0.20	ug/l	
75-34-3	1,1-Dichloroethane	0.23	1.0	0.20	ug/l	J
75-35-4	1,1-Dichloroethylene	2.5	1.0	0.20	ug/l	
563-58-6	1,1-Dichloropropene	ND	1.0	0.20	ug/l	
96-12-8	1,2-Dibromo-3-chloropropane	ND	2.0	0.40	ug/l	
106-93-4	1,2-Dibromoethane	ND	1.0	0.20	ug/l	
107-06-2	1,2-Dichloroethane	3.0	1.0	0.20	ug/l	
78-87-5	1,2-Dichloropropane	ND	1.0	0.20	ug/l	
142-28-9	1,3-Dichloropropane	ND	1.0	0.20	ug/l	
108-20-3	Di-Isopropyl ether	ND	2.0	0.22	ug/l	
594-20-7	2,2-Dichloropropane	ND	1.0	0.20	ug/l	
124-48-1	Dibromochloromethane	ND	1.0	0.20	ug/l	
75-71-8	Dichlorodifluoromethane	ND	1.0	0.20	ug/l	
156-59-2	cis-1,2-Dichloroethylene	2.7	1.0	0.20	ug/l	
10061-01-5	cis-1,3-Dichloropropene	ND	1.0	0.20	ug/l	
541-73-1	m-Dichlorobenzene	ND	1.0	0.20	ug/l	
95-50-1	o-Dichlorobenzene	ND	1.0	0.20	ug/l	
106-46-7	p-Dichlorobenzene	ND	1.0	0.20	ug/l	

ND = Not detected MDL - Method Detection Limit

RL = Reporting Limit

E = Indicates value exceeds calibration range

J = Indicates an estimated value

B = Indicates analyte found in associated method blank

N = Indicates presumptive evidence of a compound

## Report of Analysis

<b>Client Sample ID:</b>	GG27-GW-14	<b>Date Sampled:</b>	01/24/12
<b>Lab Sample ID:</b>	C20014-1	<b>Date Received:</b>	01/25/12
<b>Matrix:</b>	AQ - Ground Water	<b>Percent Solids:</b>	n/a
<b>Method:</b>	SW846 8260B		
<b>Project:</b>	Romic EPA - 2081 Bay Road, East Palo Alto, CA		

## VOA 8260 List

CAS No.	Compound	Result	RL	MDL	Units	Q
156-60-5	trans-1,2-Dichloroethylene	2.3	1.0	0.20	ug/l	
10061-02-6	trans-1,3-Dichloropropene	ND	1.0	0.30	ug/l	
100-41-4	Ethylbenzene	ND	1.0	0.20	ug/l	
637-92-3	Ethyl Tert Butyl Ether	ND	2.0	0.22	ug/l	
591-78-6	2-Hexanone	ND	10	2.0	ug/l	
87-68-3	Hexachlorobutadiene	ND	2.0	0.20	ug/l	
98-82-8	Isopropylbenzene	ND	1.0	0.20	ug/l	
99-87-6	p-Isopropyltoluene	ND	2.0	0.20	ug/l	
108-10-1	4-Methyl-2-pentanone	ND	10	1.0	ug/l	
74-83-9	Methyl bromide	ND	2.0	0.20	ug/l	
74-87-3	Methyl chloride	ND	1.0	0.20	ug/l	
74-95-3	Methylene bromide	ND	1.0	0.20	ug/l	
75-09-2	Methylene chloride	ND	10	2.0	ug/l	
78-93-3	Methyl ethyl ketone <sup>a</sup>	ND	10	2.0	ug/l	
1634-04-4	Methyl Tert Butyl Ether	1.2	1.0	0.20	ug/l	
91-20-3	Naphthalene	ND	5.0	0.50	ug/l	
103-65-1	n-Propylbenzene	ND	2.0	0.20	ug/l	
100-42-5	Styrene	ND	1.0	0.20	ug/l	
994-05-8	Tert-Amyl Methyl Ether	ND	2.0	0.40	ug/l	
75-65-0	Tert-Butyl Alcohol	ND	10	2.4	ug/l	
630-20-6	1,1,1,2-Tetrachloroethane	ND	1.0	0.30	ug/l	
71-55-6	1,1,1-Trichloroethane	ND	1.0	0.20	ug/l	
79-34-5	1,1,2,2-Tetrachloroethane	ND	1.0	0.20	ug/l	
79-00-5	1,1,2-Trichloroethane	2.2	1.0	0.22	ug/l	
87-61-6	1,2,3-Trichlorobenzene	ND	2.0	0.20	ug/l	
96-18-4	1,2,3-Trichloropropane	ND	2.0	0.20	ug/l	
120-82-1	1,2,4-Trichlorobenzene	ND	2.0	0.20	ug/l	
95-63-6	1,2,4-Trimethylbenzene <sup>a</sup>	ND	2.0	0.20	ug/l	
108-67-8	1,3,5-Trimethylbenzene	ND	2.0	0.20	ug/l	
127-18-4	Tetrachloroethylene	ND	1.0	0.54	ug/l	
108-88-3	Toluene	ND	1.0	0.20	ug/l	
79-01-6	Trichloroethylene	5.5	1.0	0.20	ug/l	
75-69-4	Trichlorofluoromethane	ND	1.0	0.20	ug/l	
75-01-4	Vinyl chloride	0.32	1.0	0.20	ug/l	J
1330-20-7	Xylene (total)	ND	2.0	0.46	ug/l	

CAS No.	Surrogate Recoveries	Run# 1	Run# 2	Limits
1868-53-7	Dibromofluoromethane	100%		60-130%
2037-26-5	Toluene-D8	98%		60-130%

ND = Not detected MDL - Method Detection Limit

RL = Reporting Limit

E = Indicates value exceeds calibration range

J = Indicates an estimated value

B = Indicates analyte found in associated method blank

N = Indicates presumptive evidence of a compound

## Report of Analysis

<b>Client Sample ID:</b> GG27-GW-14	
<b>Lab Sample ID:</b> C20014-1	<b>Date Sampled:</b> 01/24/12
<b>Matrix:</b> AQ - Ground Water	<b>Date Received:</b> 01/25/12
<b>Method:</b> SW846 8260B	<b>Percent Solids:</b> n/a
<b>Project:</b> Romco EPA - 2081 Bay Road, East Palo Alto, CA	

### VOA 8260 List

CAS No.	Surrogate Recoveries	Run# 1	Run# 2	Limits
460-00-4	4-Bromofluorobenzene	97%		60-130%

(a) CCV outside of control limits (biased high); not detected in sample.

ND = Not detected      MDL - Method Detection Limit  
 RL = Reporting Limit  
 E = Indicates value exceeds calibration range

J = Indicates an estimated value  
 B = Indicates analyte found in associated method blank  
 N = Indicates presumptive evidence of a compound



## Report of Analysis

<b>Client Sample ID:</b> GG27-GW-41		
<b>Lab Sample ID:</b> C20014-2		<b>Date Sampled:</b> 01/24/12
<b>Matrix:</b> AQ - Ground Water		<b>Date Received:</b> 01/25/12
<b>Method:</b> SW846 8260B		<b>Percent Solids:</b> n/a
<b>Project:</b> Romic EPA - 2081 Bay Road, East Palo Alto, CA		

Run #1	File ID	DF	Analyzed	By	Prep Date	Prep Batch	Analytical Batch
Run #1	R7428.D	1	01/27/12	BD	n/a	n/a	VR261
Run #2							

Run #1	Purge Volume
Run #1	10.0 ml
Run #2	

## VOA 8260 List

CAS No.	Compound	Result	RL	MDL	Units	Q
71-43-2	Benzene	ND	1.0	0.20	ug/l	
108-86-1	Bromobenzene	ND	1.0	0.20	ug/l	
74-97-5	Bromochloromethane	ND	1.0	0.20	ug/l	
75-27-4	Bromodichloromethane	ND	1.0	0.20	ug/l	
75-25-2	Bromoform	ND	1.0	0.22	ug/l	
104-51-8	n-Butylbenzene	ND	2.0	0.20	ug/l	
135-98-8	sec-Butylbenzene	ND	2.0	0.20	ug/l	
98-06-6	tert-Butylbenzene	ND	2.0	0.28	ug/l	
108-90-7	Chlorobenzene	ND	1.0	0.20	ug/l	
75-00-3	Chloroethane	ND	1.0	0.20	ug/l	
67-66-3	Chloroform	ND	1.0	0.20	ug/l	
95-49-8	o-Chlorotoluene	ND	2.0	0.20	ug/l	
106-43-4	p-Chlorotoluene	ND	2.0	0.26	ug/l	
56-23-5	Carbon tetrachloride	ND	1.0	0.20	ug/l	
75-34-3	1,1-Dichloroethane	ND	1.0	0.20	ug/l	
75-35-4	1,1-Dichloroethylene	ND	1.0	0.20	ug/l	
563-58-6	1,1-Dichloropropene	ND	1.0	0.20	ug/l	
96-12-8	1,2-Dibromo-3-chloropropane	ND	2.0	0.40	ug/l	
106-93-4	1,2-Dibromoethane	ND	1.0	0.20	ug/l	
107-06-2	1,2-Dichloroethane	0.54	1.0	0.20	ug/l	J
78-87-5	1,2-Dichloropropane	ND	1.0	0.20	ug/l	
142-28-9	1,3-Dichloropropane	ND	1.0	0.20	ug/l	
108-20-3	Di-Isopropyl ether	ND	2.0	0.22	ug/l	
594-20-7	2,2-Dichloropropane	ND	1.0	0.20	ug/l	
124-48-1	Dibromochloromethane	ND	1.0	0.20	ug/l	
75-71-8	Dichlorodifluoromethane	ND	1.0	0.20	ug/l	
156-59-2	cis-1,2-Dichloroethylene	ND	1.0	0.20	ug/l	
10061-01-5	cis-1,3-Dichloropropene	ND	1.0	0.20	ug/l	
541-73-1	m-Dichlorobenzene	ND	1.0	0.20	ug/l	
95-50-1	o-Dichlorobenzene	ND	1.0	0.20	ug/l	
106-46-7	p-Dichlorobenzene	ND	1.0	0.20	ug/l	
156-60-5	trans-1,2-Dichloroethylene	ND	1.0	0.20	ug/l	

ND = Not detected MDL - Method Detection Limit

RL = Reporting Limit

E = Indicates value exceeds calibration range

J = Indicates an estimated value

B = Indicates analyte found in associated method blank

N = Indicates presumptive evidence of a compound

## Report of Analysis

<b>Client Sample ID:</b>	GG27-GW-41	<b>Date Sampled:</b>	01/24/12
<b>Lab Sample ID:</b>	C20014-2	<b>Date Received:</b>	01/25/12
<b>Matrix:</b>	AQ - Ground Water	<b>Percent Solids:</b>	n/a
<b>Method:</b>	SW846 8260B		
<b>Project:</b>	Romic EPA - 2081 Bay Road, East Palo Alto, CA		

## VOA 8260 List

CAS No.	Compound	Result	RL	MDL	Units	Q
10061-02-6	trans-1,3-Dichloropropene	ND	1.0	0.30	ug/l	
100-41-4	Ethylbenzene	ND	1.0	0.20	ug/l	
637-92-3	Ethyl Tert Butyl Ether	ND	2.0	0.22	ug/l	
591-78-6	2-Hexanone	ND	10	2.0	ug/l	
87-68-3	Hexachlorobutadiene	ND	2.0	0.20	ug/l	
98-82-8	Isopropylbenzene	ND	1.0	0.20	ug/l	
99-87-6	p-Isopropyltoluene	ND	2.0	0.20	ug/l	
108-10-1	4-Methyl-2-pentanone	ND	10	1.0	ug/l	
74-83-9	Methyl bromide	ND	2.0	0.20	ug/l	
74-87-3	Methyl chloride	ND	1.0	0.20	ug/l	
74-95-3	Methylene bromide	ND	1.0	0.20	ug/l	
75-09-2	Methylene chloride	ND	10	2.0	ug/l	
78-93-3	Methyl ethyl ketone <sup>a</sup>	ND	10	2.0	ug/l	
1634-04-4	Methyl Tert Butyl Ether	ND	1.0	0.20	ug/l	
91-20-3	Naphthalene	ND	5.0	0.50	ug/l	
103-65-1	n-Propylbenzene	ND	2.0	0.20	ug/l	
100-42-5	Styrene	ND	1.0	0.20	ug/l	
994-05-8	Tert-Amyl Methyl Ether	ND	2.0	0.40	ug/l	
75-65-0	Tert-Butyl Alcohol	ND	10	2.4	ug/l	
630-20-6	1,1,1,2-Tetrachloroethane	ND	1.0	0.30	ug/l	
71-55-6	1,1,1-Trichloroethane	ND	1.0	0.20	ug/l	
79-34-5	1,1,2,2-Tetrachloroethane	ND	1.0	0.20	ug/l	
79-00-5	1,1,2-Trichloroethane	ND	1.0	0.22	ug/l	
87-61-6	1,2,3-Trichlorobenzene	ND	2.0	0.20	ug/l	
96-18-4	1,2,3-Trichloropropane	ND	2.0	0.20	ug/l	
120-82-1	1,2,4-Trichlorobenzene	ND	2.0	0.20	ug/l	
95-63-6	1,2,4-Trimethylbenzene <sup>a</sup>	ND	2.0	0.20	ug/l	
108-67-8	1,3,5-Trimethylbenzene	ND	2.0	0.20	ug/l	
127-18-4	Tetrachloroethylene	ND	1.0	0.54	ug/l	
108-88-3	Toluene	ND	1.0	0.20	ug/l	
79-01-6	Trichloroethylene	ND	1.0	0.20	ug/l	
75-69-4	Trichlorofluoromethane	ND	1.0	0.20	ug/l	
75-01-4	Vinyl chloride	ND	1.0	0.20	ug/l	
1330-20-7	Xylene (total)	ND	2.0	0.46	ug/l	

CAS No.	Surrogate Recoveries	Run# 1	Run# 2	Limits
1868-53-7	Dibromofluoromethane	103%		60-130%
2037-26-5	Toluene-D8	97%		60-130%
460-00-4	4-Bromofluorobenzene	99%		60-130%

ND = Not detected MDL - Method Detection Limit

RL = Reporting Limit

E = Indicates value exceeds calibration range

J = Indicates an estimated value

B = Indicates analyte found in associated method blank

N = Indicates presumptive evidence of a compound

**Report of Analysis**

<b>Client Sample ID:</b> GG27-GW-41	<b>Date Sampled:</b> 01/24/12
<b>Lab Sample ID:</b> C20014-2	<b>Date Received:</b> 01/25/12
<b>Matrix:</b> AQ - Ground Water	<b>Percent Solids:</b> n/a
<b>Method:</b> SW846 8260B	
<b>Project:</b> Romc EPA - 2081 Bay Road, East Palo Alto, CA	

**VOA 8260 List**

CAS No.	Compound	Result	RL	MDL	Units	Q
---------	----------	--------	----	-----	-------	---

(a) CCV outside of control limits (biased high); not detected in sample.

ND = Not detected      MDL - Method Detection Limit  
RL = Reporting Limit  
E = Indicates value exceeds calibration range

J = Indicates an estimated value  
B = Indicates analyte found in associated method blank  
N = Indicates presumptive evidence of a compound

## Report of Analysis

<b>Client Sample ID:</b> GG27-GW-60		
<b>Lab Sample ID:</b> C20014-3		<b>Date Sampled:</b> 01/24/12
<b>Matrix:</b> AQ - Ground Water		<b>Date Received:</b> 01/25/12
<b>Method:</b> SW846 8260B		<b>Percent Solids:</b> n/a
<b>Project:</b> Romic EPA - 2081 Bay Road, East Palo Alto, CA		

Run #	File ID	DF	Analyzed	By	Prep Date	Prep Batch	Analytical Batch
Run #1	R7429.D	1	01/27/12	BD	n/a	n/a	VR261
Run #2							

Run #	Purge Volume
Run #1	10.0 ml
Run #2	

## VOA 8260 List

CAS No.	Compound	Result	RL	MDL	Units	Q
67-64-1	Acetone <sup>a</sup>	ND	20	4.0	ug/l	
71-43-2	Benzene	ND	1.0	0.20	ug/l	
108-86-1	Bromobenzene	ND	1.0	0.20	ug/l	
74-97-5	Bromochloromethane	ND	1.0	0.20	ug/l	
75-27-4	Bromodichloromethane	ND	1.0	0.20	ug/l	
75-25-2	Bromoform	ND	1.0	0.22	ug/l	
104-51-8	n-Butylbenzene	ND	2.0	0.20	ug/l	
135-98-8	sec-Butylbenzene	ND	2.0	0.20	ug/l	
98-06-6	tert-Butylbenzene	ND	2.0	0.28	ug/l	
108-90-7	Chlorobenzene	ND	1.0	0.20	ug/l	
75-00-3	Chloroethane	ND	1.0	0.20	ug/l	
67-66-3	Chloroform	ND	1.0	0.20	ug/l	
95-49-8	o-Chlorotoluene	ND	2.0	0.20	ug/l	
106-43-4	p-Chlorotoluene	ND	2.0	0.26	ug/l	
56-23-5	Carbon tetrachloride	ND	1.0	0.20	ug/l	
75-34-3	1,1-Dichloroethane	ND	1.0	0.20	ug/l	
75-35-4	1,1-Dichloroethylene	ND	1.0	0.20	ug/l	
563-58-6	1,1-Dichloropropene	ND	1.0	0.20	ug/l	
96-12-8	1,2-Dibromo-3-chloropropane	ND	2.0	0.40	ug/l	
106-93-4	1,2-Dibromoethane	ND	1.0	0.20	ug/l	
107-06-2	1,2-Dichloroethane	ND	1.0	0.20	ug/l	
78-87-5	1,2-Dichloropropane	ND	1.0	0.20	ug/l	
142-28-9	1,3-Dichloropropane	ND	1.0	0.20	ug/l	
108-20-3	Di-Isopropyl ether	ND	2.0	0.22	ug/l	
594-20-7	2,2-Dichloropropane	ND	1.0	0.20	ug/l	
124-48-1	Dibromochloromethane	ND	1.0	0.20	ug/l	
75-71-8	Dichlorodifluoromethane	ND	1.0	0.20	ug/l	
156-59-2	cis-1,2-Dichloroethylene	ND	1.0	0.20	ug/l	
10061-01-5	cis-1,3-Dichloropropene	ND	1.0	0.20	ug/l	
541-73-1	m-Dichlorobenzene	ND	1.0	0.20	ug/l	
95-50-1	o-Dichlorobenzene	ND	1.0	0.20	ug/l	
106-46-7	p-Dichlorobenzene	ND	1.0	0.20	ug/l	

ND = Not detected MDL - Method Detection Limit

RL = Reporting Limit

E = Indicates value exceeds calibration range

J = Indicates an estimated value

B = Indicates analyte found in associated method blank

N = Indicates presumptive evidence of a compound

## Report of Analysis

<b>Client Sample ID:</b>	GG27-GW-60	<b>Date Sampled:</b>	01/24/12
<b>Lab Sample ID:</b>	C20014-3	<b>Date Received:</b>	01/25/12
<b>Matrix:</b>	AQ - Ground Water	<b>Percent Solids:</b>	n/a
<b>Method:</b>	SW846 8260B		
<b>Project:</b>	Romic EPA - 2081 Bay Road, East Palo Alto, CA		

## VOA 8260 List

CAS No.	Compound	Result	RL	MDL	Units	Q
156-60-5	trans-1,2-Dichloroethylene	ND	1.0	0.20	ug/l	
10061-02-6	trans-1,3-Dichloropropene	ND	1.0	0.30	ug/l	
100-41-4	Ethylbenzene	ND	1.0	0.20	ug/l	
637-92-3	Ethyl Tert Butyl Ether	ND	2.0	0.22	ug/l	
591-78-6	2-Hexanone	ND	10	2.0	ug/l	
87-68-3	Hexachlorobutadiene	ND	2.0	0.20	ug/l	
98-82-8	Isopropylbenzene	ND	1.0	0.20	ug/l	
99-87-6	p-Isopropyltoluene	ND	2.0	0.20	ug/l	
108-10-1	4-Methyl-2-pentanone	ND	10	1.0	ug/l	
74-83-9	Methyl bromide	ND	2.0	0.20	ug/l	
74-87-3	Methyl chloride	ND	1.0	0.20	ug/l	
74-95-3	Methylene bromide	ND	1.0	0.20	ug/l	
75-09-2	Methylene chloride	ND	10	2.0	ug/l	
78-93-3	Methyl ethyl ketone <sup>a</sup>	ND	10	2.0	ug/l	
1634-04-4	Methyl Tert Butyl Ether	ND	1.0	0.20	ug/l	
91-20-3	Naphthalene	ND	5.0	0.50	ug/l	
103-65-1	n-Propylbenzene	ND	2.0	0.20	ug/l	
100-42-5	Styrene	ND	1.0	0.20	ug/l	
994-05-8	Tert-Amyl Methyl Ether	ND	2.0	0.40	ug/l	
75-65-0	Tert-Butyl Alcohol	ND	10	2.4	ug/l	
630-20-6	1,1,1,2-Tetrachloroethane	ND	1.0	0.30	ug/l	
71-55-6	1,1,1-Trichloroethane	ND	1.0	0.20	ug/l	
79-34-5	1,1,2,2-Tetrachloroethane	ND	1.0	0.20	ug/l	
79-00-5	1,1,2-Trichloroethane	ND	1.0	0.22	ug/l	
87-61-6	1,2,3-Trichlorobenzene	ND	2.0	0.20	ug/l	
96-18-4	1,2,3-Trichloropropane	ND	2.0	0.20	ug/l	
120-82-1	1,2,4-Trichlorobenzene	ND	2.0	0.20	ug/l	
95-63-6	1,2,4-Trimethylbenzene <sup>a</sup>	ND	2.0	0.20	ug/l	
108-67-8	1,3,5-Trimethylbenzene	ND	2.0	0.20	ug/l	
127-18-4	Tetrachloroethylene	ND	1.0	0.54	ug/l	
108-88-3	Toluene	ND	1.0	0.20	ug/l	
79-01-6	Trichloroethylene	ND	1.0	0.20	ug/l	
75-69-4	Trichlorofluoromethane	ND	1.0	0.20	ug/l	
75-01-4	Vinyl chloride	ND	1.0	0.20	ug/l	
1330-20-7	Xylene (total)	ND	2.0	0.46	ug/l	

CAS No.	Surrogate Recoveries	Run# 1	Run# 2	Limits
1868-53-7	Dibromofluoromethane	103%		60-130%
2037-26-5	Toluene-D8	97%		60-130%

ND = Not detected MDL - Method Detection Limit

RL = Reporting Limit

E = Indicates value exceeds calibration range

J = Indicates an estimated value

B = Indicates analyte found in associated method blank

N = Indicates presumptive evidence of a compound

## Report of Analysis

<b>Client Sample ID:</b> GG27-GW-60	
<b>Lab Sample ID:</b> C20014-3	<b>Date Sampled:</b> 01/24/12
<b>Matrix:</b> AQ - Ground Water	<b>Date Received:</b> 01/25/12
<b>Method:</b> SW846 8260B	<b>Percent Solids:</b> n/a
<b>Project:</b> Romie EPA - 2081 Bay Road, East Palo Alto, CA	

### VOA 8260 List

CAS No.	Surrogate Recoveries	Run# 1	Run# 2	Limits
460-00-4	4-Bromofluorobenzene	99%		60-130%

(a) CCV outside of control limits (biased high); not detected in sample.

ND = Not detected      MDL - Method Detection Limit  
 RL = Reporting Limit  
 E = Indicates value exceeds calibration range

J = Indicates an estimated value  
 B = Indicates analyte found in associated method blank  
 N = Indicates presumptive evidence of a compound

## Report of Analysis

<b>Client Sample ID:</b> AA27-GW-14		
<b>Lab Sample ID:</b> C20014-4		<b>Date Sampled:</b> 01/24/12
<b>Matrix:</b> AQ - Ground Water		<b>Date Received:</b> 01/25/12
<b>Method:</b> SW846 8260B		<b>Percent Solids:</b> n/a
<b>Project:</b> Romic EPA - 2081 Bay Road, East Palo Alto, CA		

Run #1	File ID	DF	Analyzed	By	Prep Date	Prep Batch	Analytical Batch
Run #1	R7430.D	1	01/27/12	BD	n/a	n/a	VR261
Run #2							

Run #1	Purge Volume
Run #1	10.0 ml
Run #2	

## VOA 8260 List

CAS No.	Compound	Result	RL	MDL	Units	Q
67-64-1	Acetone <sup>a</sup>	ND	20	4.0	ug/l	
71-43-2	Benzene	ND	1.0	0.20	ug/l	
108-86-1	Bromobenzene	ND	1.0	0.20	ug/l	
74-97-5	Bromochloromethane	ND	1.0	0.20	ug/l	
75-27-4	Bromodichloromethane	ND	1.0	0.20	ug/l	
75-25-2	Bromoform	ND	1.0	0.22	ug/l	
104-51-8	n-Butylbenzene	ND	2.0	0.20	ug/l	
135-98-8	sec-Butylbenzene	ND	2.0	0.20	ug/l	
98-06-6	tert-Butylbenzene	ND	2.0	0.28	ug/l	
108-90-7	Chlorobenzene	ND	1.0	0.20	ug/l	
75-00-3	Chloroethane	ND	1.0	0.20	ug/l	
67-66-3	Chloroform	ND	1.0	0.20	ug/l	
95-49-8	o-Chlorotoluene	ND	2.0	0.20	ug/l	
106-43-4	p-Chlorotoluene	ND	2.0	0.26	ug/l	
56-23-5	Carbon tetrachloride	ND	1.0	0.20	ug/l	
75-34-3	1,1-Dichloroethane	0.80	1.0	0.20	ug/l	J
75-35-4	1,1-Dichloroethylene	5.5	1.0	0.20	ug/l	
563-58-6	1,1-Dichloropropene	ND	1.0	0.20	ug/l	
96-12-8	1,2-Dibromo-3-chloropropane	ND	2.0	0.40	ug/l	
106-93-4	1,2-Dibromoethane	ND	1.0	0.20	ug/l	
107-06-2	1,2-Dichloroethane	3.5	1.0	0.20	ug/l	
78-87-5	1,2-Dichloropropane	ND	1.0	0.20	ug/l	
142-28-9	1,3-Dichloropropane	ND	1.0	0.20	ug/l	
108-20-3	Di-Isopropyl ether	ND	2.0	0.22	ug/l	
594-20-7	2,2-Dichloropropane	ND	1.0	0.20	ug/l	
124-48-1	Dibromochloromethane	ND	1.0	0.20	ug/l	
75-71-8	Dichlorodifluoromethane	ND	1.0	0.20	ug/l	
156-59-2	cis-1,2-Dichloroethylene	11.3	1.0	0.20	ug/l	
10061-01-5	cis-1,3-Dichloropropene	ND	1.0	0.20	ug/l	
541-73-1	m-Dichlorobenzene	ND	1.0	0.20	ug/l	
95-50-1	o-Dichlorobenzene	ND	1.0	0.20	ug/l	
106-46-7	p-Dichlorobenzene	ND	1.0	0.20	ug/l	

ND = Not detected MDL - Method Detection Limit

RL = Reporting Limit

E = Indicates value exceeds calibration range

J = Indicates an estimated value

B = Indicates analyte found in associated method blank

N = Indicates presumptive evidence of a compound

## Report of Analysis

<b>Client Sample ID:</b> AA27-GW-14	
<b>Lab Sample ID:</b> C20014-4	<b>Date Sampled:</b> 01/24/12
<b>Matrix:</b> AQ - Ground Water	<b>Date Received:</b> 01/25/12
<b>Method:</b> SW846 8260B	<b>Percent Solids:</b> n/a
<b>Project:</b> Romic EPA - 2081 Bay Road, East Palo Alto, CA	

## VOA 8260 List

CAS No.	Compound	Result	RL	MDL	Units	Q
156-60-5	trans-1,2-Dichloroethylene	9.1	1.0	0.20	ug/l	
10061-02-6	trans-1,3-Dichloropropene	ND	1.0	0.30	ug/l	
100-41-4	Ethylbenzene	ND	1.0	0.20	ug/l	
637-92-3	Ethyl Tert Butyl Ether	ND	2.0	0.22	ug/l	
591-78-6	2-Hexanone	ND	10	2.0	ug/l	
87-68-3	Hexachlorobutadiene	ND	2.0	0.20	ug/l	
98-82-8	Isopropylbenzene	ND	1.0	0.20	ug/l	
99-87-6	p-Isopropyltoluene	ND	2.0	0.20	ug/l	
108-10-1	4-Methyl-2-pentanone	ND	10	1.0	ug/l	
74-83-9	Methyl bromide	ND	2.0	0.20	ug/l	
74-87-3	Methyl chloride	ND	1.0	0.20	ug/l	
74-95-3	Methylene bromide	ND	1.0	0.20	ug/l	
75-09-2	Methylene chloride	ND	10	2.0	ug/l	
78-93-3	Methyl ethyl ketone <sup>a</sup>	ND	10	2.0	ug/l	
1634-04-4	Methyl Tert Butyl Ether	1.9	1.0	0.20	ug/l	
91-20-3	Naphthalene	ND	5.0	0.50	ug/l	
103-65-1	n-Propylbenzene	ND	2.0	0.20	ug/l	
100-42-5	Styrene	ND	1.0	0.20	ug/l	
994-05-8	Tert-Amyl Methyl Ether	ND	2.0	0.40	ug/l	
75-65-0	Tert-Butyl Alcohol	ND	10	2.4	ug/l	
630-20-6	1,1,1,2-Tetrachloroethane	ND	1.0	0.30	ug/l	
71-55-6	1,1,1-Trichloroethane	ND	1.0	0.20	ug/l	
79-34-5	1,1,2,2-Tetrachloroethane	ND	1.0	0.20	ug/l	
79-00-5	1,1,2-Trichloroethane	4.9	1.0	0.22	ug/l	
87-61-6	1,2,3-Trichlorobenzene	ND	2.0	0.20	ug/l	
96-18-4	1,2,3-Trichloropropane	ND	2.0	0.20	ug/l	
120-82-1	1,2,4-Trichlorobenzene	ND	2.0	0.20	ug/l	
95-63-6	1,2,4-Trimethylbenzene <sup>a</sup>	ND	2.0	0.20	ug/l	
108-67-8	1,3,5-Trimethylbenzene	ND	2.0	0.20	ug/l	
127-18-4	Tetrachloroethylene	ND	1.0	0.54	ug/l	
108-88-3	Toluene	ND	1.0	0.20	ug/l	
79-01-6	Trichloroethylene	26.3	1.0	0.20	ug/l	
75-69-4	Trichlorofluoromethane	ND	1.0	0.20	ug/l	
75-01-4	Vinyl chloride	0.36	1.0	0.20	ug/l	J
1330-20-7	Xylene (total)	ND	2.0	0.46	ug/l	

CAS No.	Surrogate Recoveries	Run# 1	Run# 2	Limits
1868-53-7	Dibromofluoromethane	97%		60-130%
2037-26-5	Toluene-D8	97%		60-130%

ND = Not detected MDL - Method Detection Limit

RL = Reporting Limit

E = Indicates value exceeds calibration range

J = Indicates an estimated value

B = Indicates analyte found in associated method blank

N = Indicates presumptive evidence of a compound



## Report of Analysis

<b>Client Sample ID:</b> AA27-GW-14	
<b>Lab Sample ID:</b> C20014-4	<b>Date Sampled:</b> 01/24/12
<b>Matrix:</b> AQ - Ground Water	<b>Date Received:</b> 01/25/12
<b>Method:</b> SW846 8260B	<b>Percent Solids:</b> n/a
<b>Project:</b> Romie EPA - 2081 Bay Road, East Palo Alto, CA	

### VOA 8260 List

CAS No.	Surrogate Recoveries	Run# 1	Run# 2	Limits
460-00-4	4-Bromofluorobenzene	97%		60-130%

(a) CCV outside of control limits (biased high); not detected in sample.

ND = Not detected      MDL - Method Detection Limit  
 RL = Reporting Limit  
 E = Indicates value exceeds calibration range

J = Indicates an estimated value  
 B = Indicates analyte found in associated method blank  
 N = Indicates presumptive evidence of a compound

## Report of Analysis

<b>Client Sample ID:</b> AA27-GW-46		
<b>Lab Sample ID:</b> C20014-5		<b>Date Sampled:</b> 01/24/12
<b>Matrix:</b> AQ - Ground Water		<b>Date Received:</b> 01/25/12
<b>Method:</b> SW846 8260B		<b>Percent Solids:</b> n/a
<b>Project:</b> Romic EPA - 2081 Bay Road, East Palo Alto, CA		

Run #	File ID	DF	Analyzed	By	Prep Date	Prep Batch	Analytical Batch
Run #1	R7431.D	1	01/27/12	BD	n/a	n/a	VR261
Run #2							

Run #	Purge Volume
Run #1	10.0 ml
Run #2	

## VOA 8260 List

CAS No.	Compound	Result	RL	MDL	Units	Q
67-64-1	Acetone <sup>a</sup>	ND	20	4.0	ug/l	
71-43-2	Benzene	ND	1.0	0.20	ug/l	
108-86-1	Bromobenzene	ND	1.0	0.20	ug/l	
74-97-5	Bromochloromethane	ND	1.0	0.20	ug/l	
75-27-4	Bromodichloromethane	ND	1.0	0.20	ug/l	
75-25-2	Bromoform	ND	1.0	0.22	ug/l	
104-51-8	n-Butylbenzene	ND	2.0	0.20	ug/l	
135-98-8	sec-Butylbenzene	ND	2.0	0.20	ug/l	
98-06-6	tert-Butylbenzene	ND	2.0	0.28	ug/l	
108-90-7	Chlorobenzene	ND	1.0	0.20	ug/l	
75-00-3	Chloroethane	ND	1.0	0.20	ug/l	
67-66-3	Chloroform	ND	1.0	0.20	ug/l	
95-49-8	o-Chlorotoluene	ND	2.0	0.20	ug/l	
106-43-4	p-Chlorotoluene	ND	2.0	0.26	ug/l	
56-23-5	Carbon tetrachloride	ND	1.0	0.20	ug/l	
75-34-3	1,1-Dichloroethane	ND	1.0	0.20	ug/l	
75-35-4	1,1-Dichloroethylene	ND	1.0	0.20	ug/l	
563-58-6	1,1-Dichloropropene	ND	1.0	0.20	ug/l	
96-12-8	1,2-Dibromo-3-chloropropane	ND	2.0	0.40	ug/l	
106-93-4	1,2-Dibromoethane	ND	1.0	0.20	ug/l	
107-06-2	1,2-Dichloroethane	2.4	1.0	0.20	ug/l	
78-87-5	1,2-Dichloropropane	ND	1.0	0.20	ug/l	
142-28-9	1,3-Dichloropropane	ND	1.0	0.20	ug/l	
108-20-3	Di-Isopropyl ether	ND	2.0	0.22	ug/l	
594-20-7	2,2-Dichloropropane	ND	1.0	0.20	ug/l	
124-48-1	Dibromochloromethane	ND	1.0	0.20	ug/l	
75-71-8	Dichlorodifluoromethane	ND	1.0	0.20	ug/l	
156-59-2	cis-1,2-Dichloroethylene	ND	1.0	0.20	ug/l	
10061-01-5	cis-1,3-Dichloropropene	ND	1.0	0.20	ug/l	
541-73-1	m-Dichlorobenzene	ND	1.0	0.20	ug/l	
95-50-1	o-Dichlorobenzene	ND	1.0	0.20	ug/l	
106-46-7	p-Dichlorobenzene	ND	1.0	0.20	ug/l	

ND = Not detected MDL - Method Detection Limit

RL = Reporting Limit

E = Indicates value exceeds calibration range

J = Indicates an estimated value

B = Indicates analyte found in associated method blank

N = Indicates presumptive evidence of a compound

## Report of Analysis

<b>Client Sample ID:</b>	AA27-GW-46	<b>Date Sampled:</b>	01/24/12
<b>Lab Sample ID:</b>	C20014-5	<b>Date Received:</b>	01/25/12
<b>Matrix:</b>	AQ - Ground Water	<b>Percent Solids:</b>	n/a
<b>Method:</b>	SW846 8260B		
<b>Project:</b>	Romic EPA - 2081 Bay Road, East Palo Alto, CA		

## VOA 8260 List

CAS No.	Compound	Result	RL	MDL	Units	Q
156-60-5	trans-1,2-Dichloroethylene	ND	1.0	0.20	ug/l	
10061-02-6	trans-1,3-Dichloropropene	ND	1.0	0.30	ug/l	
100-41-4	Ethylbenzene	ND	1.0	0.20	ug/l	
637-92-3	Ethyl Tert Butyl Ether	ND	2.0	0.22	ug/l	
591-78-6	2-Hexanone	ND	10	2.0	ug/l	
87-68-3	Hexachlorobutadiene	ND	2.0	0.20	ug/l	
98-82-8	Isopropylbenzene	ND	1.0	0.20	ug/l	
99-87-6	p-Isopropyltoluene	ND	2.0	0.20	ug/l	
108-10-1	4-Methyl-2-pentanone	ND	10	1.0	ug/l	
74-83-9	Methyl bromide	ND	2.0	0.20	ug/l	
74-87-3	Methyl chloride	ND	1.0	0.20	ug/l	
74-95-3	Methylene bromide	ND	1.0	0.20	ug/l	
75-09-2	Methylene chloride	ND	10	2.0	ug/l	
78-93-3	Methyl ethyl ketone <sup>a</sup>	ND	10	2.0	ug/l	
1634-04-4	Methyl Tert Butyl Ether	ND	1.0	0.20	ug/l	
91-20-3	Naphthalene	ND	5.0	0.50	ug/l	
103-65-1	n-Propylbenzene	ND	2.0	0.20	ug/l	
100-42-5	Styrene	ND	1.0	0.20	ug/l	
994-05-8	Tert-Amyl Methyl Ether	ND	2.0	0.40	ug/l	
75-65-0	Tert-Butyl Alcohol	ND	10	2.4	ug/l	
630-20-6	1,1,1,2-Tetrachloroethane	ND	1.0	0.30	ug/l	
71-55-6	1,1,1-Trichloroethane	ND	1.0	0.20	ug/l	
79-34-5	1,1,2,2-Tetrachloroethane	ND	1.0	0.20	ug/l	
79-00-5	1,1,2-Trichloroethane	0.41	1.0	0.22	ug/l	J
87-61-6	1,2,3-Trichlorobenzene	ND	2.0	0.20	ug/l	
96-18-4	1,2,3-Trichloropropane	ND	2.0	0.20	ug/l	
120-82-1	1,2,4-Trichlorobenzene	ND	2.0	0.20	ug/l	
95-63-6	1,2,4-Trimethylbenzene <sup>a</sup>	ND	2.0	0.20	ug/l	
108-67-8	1,3,5-Trimethylbenzene	ND	2.0	0.20	ug/l	
127-18-4	Tetrachloroethylene	ND	1.0	0.54	ug/l	
108-88-3	Toluene	ND	1.0	0.20	ug/l	
79-01-6	Trichloroethylene	ND	1.0	0.20	ug/l	
75-69-4	Trichlorofluoromethane	ND	1.0	0.20	ug/l	
75-01-4	Vinyl chloride	ND	1.0	0.20	ug/l	
1330-20-7	Xylene (total)	ND	2.0	0.46	ug/l	

CAS No.	Surrogate Recoveries	Run# 1	Run# 2	Limits
1868-53-7	Dibromofluoromethane	103%		60-130%
2037-26-5	Toluene-D8	97%		60-130%

ND = Not detected MDL - Method Detection Limit

RL = Reporting Limit

E = Indicates value exceeds calibration range

J = Indicates an estimated value

B = Indicates analyte found in associated method blank

N = Indicates presumptive evidence of a compound

## Report of Analysis

<b>Client Sample ID:</b> AA27-GW-46	
<b>Lab Sample ID:</b> C20014-5	<b>Date Sampled:</b> 01/24/12
<b>Matrix:</b> AQ - Ground Water	<b>Date Received:</b> 01/25/12
<b>Method:</b> SW846 8260B	<b>Percent Solids:</b> n/a
<b>Project:</b> Romie EPA - 2081 Bay Road, East Palo Alto, CA	

### VOA 8260 List

CAS No.	Surrogate Recoveries	Run# 1	Run# 2	Limits
460-00-4	4-Bromofluorobenzene	99%		60-130%

(a) CCV outside of control limits (biased high); not detected in sample.

ND = Not detected      MDL - Method Detection Limit  
 RL = Reporting Limit  
 E = Indicates value exceeds calibration range

J = Indicates an estimated value  
 B = Indicates analyte found in associated method blank  
 N = Indicates presumptive evidence of a compound

## Report of Analysis

<b>Client Sample ID:</b> AA27-GW-69		
<b>Lab Sample ID:</b> C20014-6		<b>Date Sampled:</b> 01/24/12
<b>Matrix:</b> AQ - Ground Water		<b>Date Received:</b> 01/25/12
<b>Method:</b> SW846 8260B		<b>Percent Solids:</b> n/a
<b>Project:</b> Romic EPA - 2081 Bay Road, East Palo Alto, CA		

Run #1	File ID	DF	Analyzed	By	Prep Date	Prep Batch	Analytical Batch
Run #1	R7432.D	1	01/27/12	BD	n/a	n/a	VR261
Run #2							

Run #1	Purge Volume
Run #1	10.0 ml
Run #2	

## VOA 8260 List

CAS No.	Compound	Result	RL	MDL	Units	Q
67-64-1	Acetone <sup>a</sup>	25.7	20	4.0	ug/l	
71-43-2	Benzene	ND	1.0	0.20	ug/l	
108-86-1	Bromobenzene	ND	1.0	0.20	ug/l	
74-97-5	Bromochloromethane	ND	1.0	0.20	ug/l	
75-27-4	Bromodichloromethane	ND	1.0	0.20	ug/l	
75-25-2	Bromoform	ND	1.0	0.22	ug/l	
104-51-8	n-Butylbenzene	ND	2.0	0.20	ug/l	
135-98-8	sec-Butylbenzene	ND	2.0	0.20	ug/l	
98-06-6	tert-Butylbenzene	ND	2.0	0.28	ug/l	
108-90-7	Chlorobenzene	ND	1.0	0.20	ug/l	
75-00-3	Chloroethane	ND	1.0	0.20	ug/l	
67-66-3	Chloroform	ND	1.0	0.20	ug/l	
95-49-8	o-Chlorotoluene	ND	2.0	0.20	ug/l	
106-43-4	p-Chlorotoluene	ND	2.0	0.26	ug/l	
56-23-5	Carbon tetrachloride	ND	1.0	0.20	ug/l	
75-34-3	1,1-Dichloroethane	ND	1.0	0.20	ug/l	
75-35-4	1,1-Dichloroethylene	ND	1.0	0.20	ug/l	
563-58-6	1,1-Dichloropropene	ND	1.0	0.20	ug/l	
96-12-8	1,2-Dibromo-3-chloropropane	ND	2.0	0.40	ug/l	
106-93-4	1,2-Dibromoethane	ND	1.0	0.20	ug/l	
107-06-2	1,2-Dichloroethane	7.5	1.0	0.20	ug/l	
78-87-5	1,2-Dichloropropane	ND	1.0	0.20	ug/l	
142-28-9	1,3-Dichloropropane	ND	1.0	0.20	ug/l	
108-20-3	Di-Isopropyl ether	ND	2.0	0.22	ug/l	
594-20-7	2,2-Dichloropropane	ND	1.0	0.20	ug/l	
124-48-1	Dibromochloromethane	ND	1.0	0.20	ug/l	
75-71-8	Dichlorodifluoromethane	ND	1.0	0.20	ug/l	
156-59-2	cis-1,2-Dichloroethylene	0.51	1.0	0.20	ug/l	J
10061-01-5	cis-1,3-Dichloropropene	ND	1.0	0.20	ug/l	
541-73-1	m-Dichlorobenzene	ND	1.0	0.20	ug/l	
95-50-1	o-Dichlorobenzene	ND	1.0	0.20	ug/l	
106-46-7	p-Dichlorobenzene	ND	1.0	0.20	ug/l	

ND = Not detected MDL - Method Detection Limit

RL = Reporting Limit

E = Indicates value exceeds calibration range

J = Indicates an estimated value

B = Indicates analyte found in associated method blank

N = Indicates presumptive evidence of a compound

## Report of Analysis

<b>Client Sample ID:</b>	AA27-GW-69	<b>Date Sampled:</b>	01/24/12
<b>Lab Sample ID:</b>	C20014-6	<b>Date Received:</b>	01/25/12
<b>Matrix:</b>	AQ - Ground Water	<b>Percent Solids:</b>	n/a
<b>Method:</b>	SW846 8260B		
<b>Project:</b>	Romic EPA - 2081 Bay Road, East Palo Alto, CA		

## VOA 8260 List

CAS No.	Compound	Result	RL	MDL	Units	Q
156-60-5	trans-1,2-Dichloroethylene	0.24	1.0	0.20	ug/l	J
10061-02-6	trans-1,3-Dichloropropene	ND	1.0	0.30	ug/l	
100-41-4	Ethylbenzene	ND	1.0	0.20	ug/l	
637-92-3	Ethyl Tert Butyl Ether	ND	2.0	0.22	ug/l	
591-78-6	2-Hexanone	ND	10	2.0	ug/l	
87-68-3	Hexachlorobutadiene	ND	2.0	0.20	ug/l	
98-82-8	Isopropylbenzene	ND	1.0	0.20	ug/l	
99-87-6	p-Isopropyltoluene	ND	2.0	0.20	ug/l	
108-10-1	4-Methyl-2-pentanone	ND	10	1.0	ug/l	
74-83-9	Methyl bromide	ND	2.0	0.20	ug/l	
74-87-3	Methyl chloride	ND	1.0	0.20	ug/l	
74-95-3	Methylene bromide	ND	1.0	0.20	ug/l	
75-09-2	Methylene chloride	ND	10	2.0	ug/l	
78-93-3	Methyl ethyl ketone <sup>a</sup>	2.7	10	2.0	ug/l	J
1634-04-4	Methyl Tert Butyl Ether	ND	1.0	0.20	ug/l	
91-20-3	Naphthalene	ND	5.0	0.50	ug/l	
103-65-1	n-Propylbenzene	ND	2.0	0.20	ug/l	
100-42-5	Styrene	ND	1.0	0.20	ug/l	
994-05-8	Tert-Amyl Methyl Ether	ND	2.0	0.40	ug/l	
75-65-0	Tert-Butyl Alcohol	ND	10	2.4	ug/l	
630-20-6	1,1,1,2-Tetrachloroethane	ND	1.0	0.30	ug/l	
71-55-6	1,1,1-Trichloroethane	ND	1.0	0.20	ug/l	
79-34-5	1,1,2,2-Tetrachloroethane	ND	1.0	0.20	ug/l	
79-00-5	1,1,2-Trichloroethane	1.4	1.0	0.22	ug/l	
87-61-6	1,2,3-Trichlorobenzene	ND	2.0	0.20	ug/l	
96-18-4	1,2,3-Trichloropropane	ND	2.0	0.20	ug/l	
120-82-1	1,2,4-Trichlorobenzene	ND	2.0	0.20	ug/l	
95-63-6	1,2,4-Trimethylbenzene <sup>b</sup>	ND	2.0	0.20	ug/l	
108-67-8	1,3,5-Trimethylbenzene	ND	2.0	0.20	ug/l	
127-18-4	Tetrachloroethylene	ND	1.0	0.54	ug/l	
108-88-3	Toluene	ND	1.0	0.20	ug/l	
79-01-6	Trichloroethylene	0.51	1.0	0.20	ug/l	J
75-69-4	Trichlorofluoromethane	ND	1.0	0.20	ug/l	
75-01-4	Vinyl chloride	ND	1.0	0.20	ug/l	
1330-20-7	Xylene (total)	ND	2.0	0.46	ug/l	

CAS No.	Surrogate Recoveries	Run# 1	Run# 2	Limits
1868-53-7	Dibromofluoromethane	100%		60-130%
2037-26-5	Toluene-D8	99%		60-130%

ND = Not detected MDL - Method Detection Limit

RL = Reporting Limit

E = Indicates value exceeds calibration range

J = Indicates an estimated value

B = Indicates analyte found in associated method blank

N = Indicates presumptive evidence of a compound

## Report of Analysis

<b>Client Sample ID:</b> AA27-GW-69	
<b>Lab Sample ID:</b> C20014-6	<b>Date Sampled:</b> 01/24/12
<b>Matrix:</b> AQ - Ground Water	<b>Date Received:</b> 01/25/12
<b>Method:</b> SW846 8260B	<b>Percent Solids:</b> n/a
<b>Project:</b> Romic EPA - 2081 Bay Road, East Palo Alto, CA	

### VOA 8260 List

CAS No.	Surrogate Recoveries	Run# 1	Run# 2	Limits
460-00-4	4-Bromofluorobenzene	99%		60-130%

- (a) CCV outside of control limits; results may be biased high.
- (b) CCV outside of control limits (biased high); not detected in sample.

ND = Not detected      MDL - Method Detection Limit  
 RL = Reporting Limit  
 E = Indicates value exceeds calibration range

J = Indicates an estimated value  
 B = Indicates analyte found in associated method blank  
 N = Indicates presumptive evidence of a compound

## Report of Analysis

<b>Client Sample ID:</b> MM27-GW-15		
<b>Lab Sample ID:</b> C20014-7		<b>Date Sampled:</b> 01/24/12
<b>Matrix:</b> AQ - Ground Water		<b>Date Received:</b> 01/25/12
<b>Method:</b> SW846 8260B		<b>Percent Solids:</b> n/a
<b>Project:</b> Romic EPA - 2081 Bay Road, East Palo Alto, CA		

Run #	File ID	DF	Analyzed	By	Prep Date	Prep Batch	Analytical Batch
Run #1	R7433.D	1	01/27/12	BD	n/a	n/a	VR261
Run #2							

Run #	Purge Volume
Run #1	10.0 ml
Run #2	

## VOA 8260 List

CAS No.	Compound	Result	RL	MDL	Units	Q
67-64-1	Acetone <sup>a</sup>	ND	20	4.0	ug/l	
71-43-2	Benzene	ND	1.0	0.20	ug/l	
108-86-1	Bromobenzene	ND	1.0	0.20	ug/l	
74-97-5	Bromochloromethane	ND	1.0	0.20	ug/l	
75-27-4	Bromodichloromethane	ND	1.0	0.20	ug/l	
75-25-2	Bromoform	ND	1.0	0.22	ug/l	
104-51-8	n-Butylbenzene	ND	2.0	0.20	ug/l	
135-98-8	sec-Butylbenzene	ND	2.0	0.20	ug/l	
98-06-6	tert-Butylbenzene	ND	2.0	0.28	ug/l	
108-90-7	Chlorobenzene	25.4	1.0	0.20	ug/l	
75-00-3	Chloroethane	ND	1.0	0.20	ug/l	
67-66-3	Chloroform	ND	1.0	0.20	ug/l	
95-49-8	o-Chlorotoluene	ND	2.0	0.20	ug/l	
106-43-4	p-Chlorotoluene	ND	2.0	0.26	ug/l	
56-23-5	Carbon tetrachloride	ND	1.0	0.20	ug/l	
75-34-3	1,1-Dichloroethane	ND	1.0	0.20	ug/l	
75-35-4	1,1-Dichloroethylene	5.9	1.0	0.20	ug/l	
563-58-6	1,1-Dichloropropene	ND	1.0	0.20	ug/l	
96-12-8	1,2-Dibromo-3-chloropropane	ND	2.0	0.40	ug/l	
106-93-4	1,2-Dibromoethane	ND	1.0	0.20	ug/l	
107-06-2	1,2-Dichloroethane	14.7	1.0	0.20	ug/l	
78-87-5	1,2-Dichloropropane	ND	1.0	0.20	ug/l	
142-28-9	1,3-Dichloropropane	ND	1.0	0.20	ug/l	
108-20-3	Di-Isopropyl ether	0.82	2.0	0.22	ug/l	J
594-20-7	2,2-Dichloropropane	ND	1.0	0.20	ug/l	
124-48-1	Dibromochloromethane	ND	1.0	0.20	ug/l	
75-71-8	Dichlorodifluoromethane	ND	1.0	0.20	ug/l	
156-59-2	cis-1,2-Dichloroethylene	1.7	1.0	0.20	ug/l	
10061-01-5	cis-1,3-Dichloropropene	ND	1.0	0.20	ug/l	
541-73-1	m-Dichlorobenzene	ND	1.0	0.20	ug/l	
95-50-1	o-Dichlorobenzene	ND	1.0	0.20	ug/l	
106-46-7	p-Dichlorobenzene	ND	1.0	0.20	ug/l	

ND = Not detected MDL - Method Detection Limit

RL = Reporting Limit

E = Indicates value exceeds calibration range

J = Indicates an estimated value

B = Indicates analyte found in associated method blank

N = Indicates presumptive evidence of a compound



## Report of Analysis

<b>Client Sample ID:</b>	MM27-GW-15	<b>Date Sampled:</b>	01/24/12
<b>Lab Sample ID:</b>	C20014-7	<b>Date Received:</b>	01/25/12
<b>Matrix:</b>	AQ - Ground Water	<b>Percent Solids:</b>	n/a
<b>Method:</b>	SW846 8260B		
<b>Project:</b>	Romic EPA - 2081 Bay Road, East Palo Alto, CA		

## VOA 8260 List

CAS No.	Compound	Result	RL	MDL	Units	Q
156-60-5	trans-1,2-Dichloroethylene	1.7	1.0	0.20	ug/l	
10061-02-6	trans-1,3-Dichloropropene	ND	1.0	0.30	ug/l	
100-41-4	Ethylbenzene	ND	1.0	0.20	ug/l	
637-92-3	Ethyl Tert Butyl Ether	ND	2.0	0.22	ug/l	
591-78-6	2-Hexanone	ND	10	2.0	ug/l	
87-68-3	Hexachlorobutadiene	ND	2.0	0.20	ug/l	
98-82-8	Isopropylbenzene	ND	1.0	0.20	ug/l	
99-87-6	p-Isopropyltoluene	ND	2.0	0.20	ug/l	
108-10-1	4-Methyl-2-pentanone	ND	10	1.0	ug/l	
74-83-9	Methyl bromide	ND	2.0	0.20	ug/l	
74-87-3	Methyl chloride	ND	1.0	0.20	ug/l	
74-95-3	Methylene bromide	ND	1.0	0.20	ug/l	
75-09-2	Methylene chloride	ND	10	2.0	ug/l	
78-93-3	Methyl ethyl ketone <sup>a</sup>	ND	10	2.0	ug/l	
1634-04-4	Methyl Tert Butyl Ether	0.25	1.0	0.20	ug/l	J
91-20-3	Naphthalene	ND	5.0	0.50	ug/l	
103-65-1	n-Propylbenzene	ND	2.0	0.20	ug/l	
100-42-5	Styrene	ND	1.0	0.20	ug/l	
994-05-8	Tert-Amyl Methyl Ether	ND	2.0	0.40	ug/l	
75-65-0	Tert-Butyl Alcohol	ND	10	2.4	ug/l	
630-20-6	1,1,1,2-Tetrachloroethane	ND	1.0	0.30	ug/l	
71-55-6	1,1,1-Trichloroethane	ND	1.0	0.20	ug/l	
79-34-5	1,1,2,2-Tetrachloroethane	ND	1.0	0.20	ug/l	
79-00-5	1,1,2-Trichloroethane	15.8	1.0	0.22	ug/l	
87-61-6	1,2,3-Trichlorobenzene	ND	2.0	0.20	ug/l	
96-18-4	1,2,3-Trichloropropane	ND	2.0	0.20	ug/l	
120-82-1	1,2,4-Trichlorobenzene	ND	2.0	0.20	ug/l	
95-63-6	1,2,4-Trimethylbenzene <sup>a</sup>	ND	2.0	0.20	ug/l	
108-67-8	1,3,5-Trimethylbenzene	ND	2.0	0.20	ug/l	
127-18-4	Tetrachloroethylene	2.0	1.0	0.54	ug/l	
108-88-3	Toluene	ND	1.0	0.20	ug/l	
79-01-6	Trichloroethylene	21.9	1.0	0.20	ug/l	
75-69-4	Trichlorofluoromethane	ND	1.0	0.20	ug/l	
75-01-4	Vinyl chloride	0.49	1.0	0.20	ug/l	J
1330-20-7	Xylene (total)	ND	2.0	0.46	ug/l	

CAS No.	Surrogate Recoveries	Run# 1	Run# 2	Limits
1868-53-7	Dibromofluoromethane	102%		60-130%
2037-26-5	Toluene-D8	95%		60-130%

ND = Not detected MDL - Method Detection Limit

RL = Reporting Limit

E = Indicates value exceeds calibration range

J = Indicates an estimated value

B = Indicates analyte found in associated method blank

N = Indicates presumptive evidence of a compound

## Report of Analysis

<b>Client Sample ID:</b> MM27-GW-15	
<b>Lab Sample ID:</b> C20014-7	<b>Date Sampled:</b> 01/24/12
<b>Matrix:</b> AQ - Ground Water	<b>Date Received:</b> 01/25/12
<b>Method:</b> SW846 8260B	<b>Percent Solids:</b> n/a
<b>Project:</b> Romic EPA - 2081 Bay Road, East Palo Alto, CA	

### VOA 8260 List

CAS No.	Surrogate Recoveries	Run# 1	Run# 2	Limits
460-00-4	4-Bromofluorobenzene	96%		60-130%

(a) CCV outside of control limits (biased high); not detected in sample.

ND = Not detected      MDL - Method Detection Limit  
 RL = Reporting Limit  
 E = Indicates value exceeds calibration range

J = Indicates an estimated value  
 B = Indicates analyte found in associated method blank  
 N = Indicates presumptive evidence of a compound

## Report of Analysis

<b>Client Sample ID:</b> MM27-GW-41		<b>Date Sampled:</b> 01/24/12
<b>Lab Sample ID:</b> C20014-8		<b>Date Received:</b> 01/25/12
<b>Matrix:</b> AQ - Ground Water		<b>Percent Solids:</b> n/a
<b>Method:</b> SW846 8260B		
<b>Project:</b> Romic EPA - 2081 Bay Road, East Palo Alto, CA		

Run #1	File ID	DF	Analyzed	By	Prep Date	Prep Batch	Analytical Batch
Run #1	R7434.D	1	01/27/12	BD	n/a	n/a	VR261
Run #2							

Run #1	Purge Volume
Run #1	10.0 ml
Run #2	

## VOA 8260 List

CAS No.	Compound	Result	RL	MDL	Units	Q
67-64-1	Acetone <sup>a</sup>	ND	20	4.0	ug/l	
71-43-2	Benzene	ND	1.0	0.20	ug/l	
108-86-1	Bromobenzene	ND	1.0	0.20	ug/l	
74-97-5	Bromochloromethane	ND	1.0	0.20	ug/l	
75-27-4	Bromodichloromethane	ND	1.0	0.20	ug/l	
75-25-2	Bromoform	ND	1.0	0.22	ug/l	
104-51-8	n-Butylbenzene	ND	2.0	0.20	ug/l	
135-98-8	sec-Butylbenzene	ND	2.0	0.20	ug/l	
98-06-6	tert-Butylbenzene	ND	2.0	0.28	ug/l	
108-90-7	Chlorobenzene	ND	1.0	0.20	ug/l	
75-00-3	Chloroethane	ND	1.0	0.20	ug/l	
67-66-3	Chloroform	ND	1.0	0.20	ug/l	
95-49-8	o-Chlorotoluene	ND	2.0	0.20	ug/l	
106-43-4	p-Chlorotoluene	ND	2.0	0.26	ug/l	
56-23-5	Carbon tetrachloride	ND	1.0	0.20	ug/l	
75-34-3	1,1-Dichloroethane	ND	1.0	0.20	ug/l	
75-35-4	1,1-Dichloroethylene	ND	1.0	0.20	ug/l	
563-58-6	1,1-Dichloropropene	ND	1.0	0.20	ug/l	
96-12-8	1,2-Dibromo-3-chloropropane	ND	2.0	0.40	ug/l	
106-93-4	1,2-Dibromoethane	ND	1.0	0.20	ug/l	
107-06-2	1,2-Dichloroethane	ND	1.0	0.20	ug/l	
78-87-5	1,2-Dichloropropane	ND	1.0	0.20	ug/l	
142-28-9	1,3-Dichloropropane	ND	1.0	0.20	ug/l	
108-20-3	Di-Isopropyl ether	ND	2.0	0.22	ug/l	
594-20-7	2,2-Dichloropropane	ND	1.0	0.20	ug/l	
124-48-1	Dibromochloromethane	ND	1.0	0.20	ug/l	
75-71-8	Dichlorodifluoromethane	ND	1.0	0.20	ug/l	
156-59-2	cis-1,2-Dichloroethylene	ND	1.0	0.20	ug/l	
10061-01-5	cis-1,3-Dichloropropene	ND	1.0	0.20	ug/l	
541-73-1	m-Dichlorobenzene	ND	1.0	0.20	ug/l	
95-50-1	o-Dichlorobenzene	ND	1.0	0.20	ug/l	
106-46-7	p-Dichlorobenzene	ND	1.0	0.20	ug/l	

ND = Not detected MDL - Method Detection Limit

RL = Reporting Limit

E = Indicates value exceeds calibration range

J = Indicates an estimated value

B = Indicates analyte found in associated method blank

N = Indicates presumptive evidence of a compound

## Report of Analysis

<b>Client Sample ID:</b>	MM27-GW-41	<b>Date Sampled:</b>	01/24/12
<b>Lab Sample ID:</b>	C20014-8	<b>Date Received:</b>	01/25/12
<b>Matrix:</b>	AQ - Ground Water	<b>Percent Solids:</b>	n/a
<b>Method:</b>	SW846 8260B		
<b>Project:</b>	Romic EPA - 2081 Bay Road, East Palo Alto, CA		

## VOA 8260 List

CAS No.	Compound	Result	RL	MDL	Units	Q
156-60-5	trans-1,2-Dichloroethylene	ND	1.0	0.20	ug/l	
10061-02-6	trans-1,3-Dichloropropene	ND	1.0	0.30	ug/l	
100-41-4	Ethylbenzene	ND	1.0	0.20	ug/l	
637-92-3	Ethyl Tert Butyl Ether	ND	2.0	0.22	ug/l	
591-78-6	2-Hexanone	ND	10	2.0	ug/l	
87-68-3	Hexachlorobutadiene	ND	2.0	0.20	ug/l	
98-82-8	Isopropylbenzene	ND	1.0	0.20	ug/l	
99-87-6	p-Isopropyltoluene	ND	2.0	0.20	ug/l	
108-10-1	4-Methyl-2-pentanone	ND	10	1.0	ug/l	
74-83-9	Methyl bromide	ND	2.0	0.20	ug/l	
74-87-3	Methyl chloride	ND	1.0	0.20	ug/l	
74-95-3	Methylene bromide	ND	1.0	0.20	ug/l	
75-09-2	Methylene chloride	ND	10	2.0	ug/l	
78-93-3	Methyl ethyl ketone <sup>a</sup>	ND	10	2.0	ug/l	
1634-04-4	Methyl Tert Butyl Ether	ND	1.0	0.20	ug/l	
91-20-3	Naphthalene	ND	5.0	0.50	ug/l	
103-65-1	n-Propylbenzene	ND	2.0	0.20	ug/l	
100-42-5	Styrene	ND	1.0	0.20	ug/l	
994-05-8	Tert-Amyl Methyl Ether	ND	2.0	0.40	ug/l	
75-65-0	Tert-Butyl Alcohol	ND	10	2.4	ug/l	
630-20-6	1,1,1,2-Tetrachloroethane	ND	1.0	0.30	ug/l	
71-55-6	1,1,1-Trichloroethane	ND	1.0	0.20	ug/l	
79-34-5	1,1,2,2-Tetrachloroethane	ND	1.0	0.20	ug/l	
79-00-5	1,1,2-Trichloroethane	ND	1.0	0.22	ug/l	
87-61-6	1,2,3-Trichlorobenzene	ND	2.0	0.20	ug/l	
96-18-4	1,2,3-Trichloropropane	ND	2.0	0.20	ug/l	
120-82-1	1,2,4-Trichlorobenzene	ND	2.0	0.20	ug/l	
95-63-6	1,2,4-Trimethylbenzene <sup>a</sup>	ND	2.0	0.20	ug/l	
108-67-8	1,3,5-Trimethylbenzene	ND	2.0	0.20	ug/l	
127-18-4	Tetrachloroethylene	ND	1.0	0.54	ug/l	
108-88-3	Toluene	ND	1.0	0.20	ug/l	
79-01-6	Trichloroethylene	ND	1.0	0.20	ug/l	
75-69-4	Trichlorofluoromethane	ND	1.0	0.20	ug/l	
75-01-4	Vinyl chloride	ND	1.0	0.20	ug/l	
1330-20-7	Xylene (total)	ND	2.0	0.46	ug/l	

CAS No.	Surrogate Recoveries	Run# 1	Run# 2	Limits
1868-53-7	Dibromofluoromethane	101%		60-130%
2037-26-5	Toluene-D8	96%		60-130%

ND = Not detected MDL - Method Detection Limit

RL = Reporting Limit

E = Indicates value exceeds calibration range

J = Indicates an estimated value

B = Indicates analyte found in associated method blank

N = Indicates presumptive evidence of a compound

## Report of Analysis

<b>Client Sample ID:</b> MM27-GW-41		<b>Date Sampled:</b> 01/24/12
<b>Lab Sample ID:</b> C20014-8		<b>Date Received:</b> 01/25/12
<b>Matrix:</b> AQ - Ground Water		<b>Percent Solids:</b> n/a
<b>Method:</b> SW846 8260B		
<b>Project:</b> Romie EPA - 2081 Bay Road, East Palo Alto, CA		

**VOA 8260 List**

CAS No.	Surrogate Recoveries	Run# 1	Run# 2	Limits
460-00-4	4-Bromofluorobenzene	97%		60-130%

(a) CCV outside of control limits (biased high); not detected in sample.

ND = Not detected      MDL - Method Detection Limit  
 RL = Reporting Limit  
 E = Indicates value exceeds calibration range

J = Indicates an estimated value  
 B = Indicates analyte found in associated method blank  
 N = Indicates presumptive evidence of a compound

## Report of Analysis

<b>Client Sample ID:</b> MM27-GW-60		
<b>Lab Sample ID:</b> C20014-9		<b>Date Sampled:</b> 01/24/12
<b>Matrix:</b> AQ - Ground Water		<b>Date Received:</b> 01/25/12
<b>Method:</b> SW846 8260B		<b>Percent Solids:</b> n/a
<b>Project:</b> Romic EPA - 2081 Bay Road, East Palo Alto, CA		

Run #	File ID	DF	Analyzed	By	Prep Date	Prep Batch	Analytical Batch
Run #1 <sup>a</sup>	W27842.D	1	01/27/12	TN	n/a	n/a	VW949
Run #2							

Run #	Purge Volume
Run #1	10.0 ml
Run #2	

## VOA 8260 List

CAS No.	Compound	Result	RL	MDL	Units	Q
67-64-1	Acetone	ND	20	4.0	ug/l	
71-43-2	Benzene	ND	1.0	0.20	ug/l	
108-86-1	Bromobenzene	ND	1.0	0.20	ug/l	
74-97-5	Bromochloromethane	ND	1.0	0.20	ug/l	
75-27-4	Bromodichloromethane	ND	1.0	0.20	ug/l	
75-25-2	Bromoform	ND	1.0	0.22	ug/l	
104-51-8	n-Butylbenzene	ND	2.0	0.20	ug/l	
135-98-8	sec-Butylbenzene	ND	2.0	0.20	ug/l	
98-06-6	tert-Butylbenzene	ND	2.0	0.28	ug/l	
108-90-7	Chlorobenzene	1.0	1.0	0.20	ug/l	
75-00-3	Chloroethane	ND	1.0	0.20	ug/l	
67-66-3	Chloroform	ND	1.0	0.20	ug/l	
95-49-8	o-Chlorotoluene	ND	2.0	0.20	ug/l	
106-43-4	p-Chlorotoluene	ND	2.0	0.26	ug/l	
56-23-5	Carbon tetrachloride	ND	1.0	0.20	ug/l	
75-34-3	1,1-Dichloroethane	ND	1.0	0.20	ug/l	
75-35-4	1,1-Dichloroethylene	ND	1.0	0.20	ug/l	
563-58-6	1,1-Dichloropropene	ND	1.0	0.20	ug/l	
96-12-8	1,2-Dibromo-3-chloropropane	ND	2.0	0.40	ug/l	
106-93-4	1,2-Dibromoethane	ND	1.0	0.20	ug/l	
107-06-2	1,2-Dichloroethane	ND	1.0	0.20	ug/l	
78-87-5	1,2-Dichloropropane	ND	1.0	0.20	ug/l	
142-28-9	1,3-Dichloropropane	ND	1.0	0.20	ug/l	
108-20-3	Di-Isopropyl ether	ND	2.0	0.22	ug/l	
594-20-7	2,2-Dichloropropane	ND	1.0	0.20	ug/l	
124-48-1	Dibromochloromethane	ND	1.0	0.20	ug/l	
75-71-8	Dichlorodifluoromethane	ND	1.0	0.20	ug/l	
156-59-2	cis-1,2-Dichloroethylene	ND	1.0	0.20	ug/l	
10061-01-5	cis-1,3-Dichloropropene	ND	1.0	0.20	ug/l	
541-73-1	m-Dichlorobenzene	ND	1.0	0.20	ug/l	
95-50-1	o-Dichlorobenzene	ND	1.0	0.20	ug/l	
106-46-7	p-Dichlorobenzene	ND	1.0	0.20	ug/l	

ND = Not detected MDL - Method Detection Limit

RL = Reporting Limit

E = Indicates value exceeds calibration range

J = Indicates an estimated value

B = Indicates analyte found in associated method blank

N = Indicates presumptive evidence of a compound

## Report of Analysis

<b>Client Sample ID:</b>	MM27-GW-60	<b>Date Sampled:</b>	01/24/12
<b>Lab Sample ID:</b>	C20014-9	<b>Date Received:</b>	01/25/12
<b>Matrix:</b>	AQ - Ground Water	<b>Percent Solids:</b>	n/a
<b>Method:</b>	SW846 8260B		
<b>Project:</b>	Romic EPA - 2081 Bay Road, East Palo Alto, CA		

## VOA 8260 List

CAS No.	Compound	Result	RL	MDL	Units	Q
156-60-5	trans-1,2-Dichloroethylene	ND	1.0	0.20	ug/l	
10061-02-6	trans-1,3-Dichloropropene	ND	1.0	0.30	ug/l	
100-41-4	Ethylbenzene	ND	1.0	0.20	ug/l	
637-92-3	Ethyl Tert Butyl Ether	ND	2.0	0.22	ug/l	
591-78-6	2-Hexanone	ND	10	2.0	ug/l	
87-68-3	Hexachlorobutadiene	ND	2.0	0.20	ug/l	
98-82-8	Isopropylbenzene	ND	1.0	0.20	ug/l	
99-87-6	p-Isopropyltoluene	ND	2.0	0.20	ug/l	
108-10-1	4-Methyl-2-pentanone	ND	10	1.0	ug/l	
74-83-9	Methyl bromide	ND	2.0	0.20	ug/l	
74-87-3	Methyl chloride	ND	1.0	0.20	ug/l	
74-95-3	Methylene bromide	ND	1.0	0.20	ug/l	
75-09-2	Methylene chloride	ND	10	2.0	ug/l	
78-93-3	Methyl ethyl ketone	ND	10	2.0	ug/l	
1634-04-4	Methyl Tert Butyl Ether	ND	1.0	0.20	ug/l	
91-20-3	Naphthalene	ND	5.0	0.50	ug/l	
103-65-1	n-Propylbenzene	ND	2.0	0.20	ug/l	
100-42-5	Styrene	ND	1.0	0.20	ug/l	
994-05-8	Tert-Amyl Methyl Ether	ND	2.0	0.40	ug/l	
75-65-0	Tert-Butyl Alcohol	ND	10	2.4	ug/l	
630-20-6	1,1,1,2-Tetrachloroethane	ND	1.0	0.30	ug/l	
71-55-6	1,1,1-Trichloroethane	ND	1.0	0.20	ug/l	
79-34-5	1,1,2,2-Tetrachloroethane	ND	1.0	0.20	ug/l	
79-00-5	1,1,2-Trichloroethane	ND	1.0	0.22	ug/l	
87-61-6	1,2,3-Trichlorobenzene	ND	2.0	0.20	ug/l	
96-18-4	1,2,3-Trichloropropane	ND	2.0	0.20	ug/l	
120-82-1	1,2,4-Trichlorobenzene	ND	2.0	0.20	ug/l	
95-63-6	1,2,4-Trimethylbenzene	ND	2.0	0.20	ug/l	
108-67-8	1,3,5-Trimethylbenzene	ND	2.0	0.20	ug/l	
127-18-4	Tetrachloroethylene	ND	1.0	0.54	ug/l	
108-88-3	Toluene	ND	1.0	0.20	ug/l	
79-01-6	Trichloroethylene	ND	1.0	0.20	ug/l	
75-69-4	Trichlorofluoromethane	ND	1.0	0.20	ug/l	
75-01-4	Vinyl chloride	ND	1.0	0.20	ug/l	
1330-20-7	Xylene (total)	ND	2.0	0.46	ug/l	

CAS No.	Surrogate Recoveries	Run# 1	Run# 2	Limits
1868-53-7	Dibromofluoromethane	103%		60-130%
2037-26-5	Toluene-D8	104%		60-130%

ND = Not detected MDL - Method Detection Limit

RL = Reporting Limit

E = Indicates value exceeds calibration range

J = Indicates an estimated value

B = Indicates analyte found in associated method blank

N = Indicates presumptive evidence of a compound

## Report of Analysis

<b>Client Sample ID:</b> MM27-GW-60		<b>Date Sampled:</b> 01/24/12
<b>Lab Sample ID:</b> C20014-9		<b>Date Received:</b> 01/25/12
<b>Matrix:</b> AQ - Ground Water		<b>Percent Solids:</b> n/a
<b>Method:</b> SW846 8260B		
<b>Project:</b> Romie EPA - 2081 Bay Road, East Palo Alto, CA		

**VOA 8260 List**

CAS No.	Surrogate Recoveries	Run# 1	Run# 2	Limits
460-00-4	4-Bromofluorobenzene	102%		60-130%

(a) Sample vial contained more than 0.5cm of sediment.

ND = Not detected      MDL - Method Detection Limit  
 RL = Reporting Limit  
 E = Indicates value exceeds calibration range

J = Indicates an estimated value  
 B = Indicates analyte found in associated method blank  
 N = Indicates presumptive evidence of a compound



## Misc. Forms

---

### Custody Documents and Other Forms

---

Includes the following where applicable:

- Chain of Custody



**ACCUTEST**  
LABORATORIES

**CHAIN OF CUSTODY**

2105 Lundy Ave, San Jose, CA 95131  
(408) 588-0200 FAX: (408) 588-0201

IRISECA03779

FED-EX Tracking #	Bottle Order Control #
Accutest Quote #	Accutest NC Job #: C 20014

Client / Reporting Information		Project Information		Requested Analysis		Matrix Codes
Company Name: IRIS Environmental		Project Name: Romic East Palo Alto				WW- Wastewater GW- Ground Water SW- Surface Water SO- Soil OI-OI WP-Wipe LIQ - Non-aqueous Liquid AIR DW- Drinking Water (Perchlorate Only)
Address: 1438 Webster St, Suite 302		Street: 2081 Bay Road				
City: Oakland State: CA Zip: 94612		City: East Palo Alto State: CA				
Project Contact: Chris Alger		Project #: 07-555C				
Phone #: 510 834-4747 x 21		EMAIL: calger@irisenv.com				
Sampler's Name: Juli Brady		Client Purchase Order #				

Accutest Sample ID	Sample ID / Field Point / Point of Collection	Date	Time	Sampled by	Matrix	# of bottles	Number of preserved Bottles																
							IC	MECH	INOC	MSDA	NOVE	INOC	MEOH	INOC	ENCPRE								
-1	Gg27-GW-14	1/24/12	1040	JB	GW	3	X																
-2	Gg27-GW-41	1/24/12	1055	JB	GW	3	X																
-3	Gg27-GW-60	1/24/12	1115	JB	GW	3	X																
-4	Aa27-GW-14		1225			3	X																
-5	Aa27-GW-46 *		1340			3	X																
-6	Aa27-GW-69		1443			3	X																
-7	Mm27-GW-15		1545			3	X																
-8	Mm27-GW-41		1600			3	X																
-9	Mm27-GW-60		1620			3	X																

VOCs (8260)

Turnaround Time (Business days)	Data Deliverable Information	Comments / Remarks
<input type="checkbox"/> Standard TAT 15 Business Days <input type="checkbox"/> 10 Day (Workload dependent) <input checked="" type="checkbox"/> 5 Day (Workload dependent) <input type="checkbox"/> 3 Day (125% markup) <input type="checkbox"/> 2 Day (150% markup) <input type="checkbox"/> 1 Day (200% markup) <input type="checkbox"/> Same Day (300% markup)	<input type="checkbox"/> Commercial "A" - Results only <input checked="" type="checkbox"/> Commercial "B" - Results with QC summaries <input type="checkbox"/> Commercial "B+" - Results, QC, and chromatograms <input type="checkbox"/> FULT1 - Level 4 data package <input type="checkbox"/> EDF for Geotracker <input checked="" type="checkbox"/> EDD Format Provide EDF Global ID _____ Provide EDF Logcode: _____	*VOC @ Aa27-GW-46 effervesced, per bubble use other 2 first if possible.

Sample Custody must be documented below each time samples change possession, including courier delivery.							
Relinquished by: [Signature]	Date Time: 1/25/12 14:00	Received By: [Signature]	Relinquished By: [Signature]	Date Time: 1-25-12 15:20	Received By: [Signature]	Date Time: 1-25-12 15:37	Received By: [Signature]
Relinquished by: [Signature]	Date Time:	Received By:	Relinquished By:	Date Time:	Received By:	Date Time:	Received By:
3		3	4		4		4
Relinquished by:	Date Time:	Received By:	Custody Seal #	Appropriate Bottle/ Pres. Y/N	Headspace Y/N	On Ice Y/N	Cooler Temp.
				Labels match Coc? Y/N	Separate Receiving Check List used: Y/N		5.9-0.4 = 5.5 cc

31  
3



Technical Report for

Iris Environmental

Romic Soil Investigation(Romic EPA) - 2081 Bay Road,East Palo Alto,CA  
07-0555C

Accutest Job Number: C16941

Sampling Date: 07/11/11

Report to:

Iris Environmental

anna@irisenv.com

ATTN: Anna Behrens

Total number of pages in report: **312**



Test results contained within this data package meet the requirements of the National Environmental Laboratory Accreditation Conference and/or state specific certification programs as applicable.

Kesavalu M. Bagawandoss,  
Ph.D., J.D., Lab Director

Client Service contact: Laurie Glantz-Murphy 408-588-0200

Certifications: CA (08258CA) AZ (AZ0762) DoD/ISO/IEC 17025:2005 (L2242)

This report shall not be reproduced, except in its entirety, without the written approval of Accutest Laboratories.  
Test results relate only to samples analyzed.

# Table of Contents

-1-

<b>Section 1: Sample Summary</b> .....	<b>4</b>
<b>Section 2: Sample Results</b> .....	<b>7</b>
<b>2.1:</b> C16941-1: Y5-1.5 .....	8
<b>2.2:</b> C16941-2: Y5-4.0 .....	11
<b>2.3:</b> C16941-3: Y5-7.0 .....	17
<b>2.4:</b> C16941-4: BB5-1.0 .....	23
<b>2.5:</b> C16941-5: BB5-3.5 .....	26
<b>2.6:</b> C16941-6: BB5-6.5 .....	32
<b>2.7:</b> C16941-7: Y2-1.0 .....	38
<b>2.8:</b> C16941-8: Y2-3.5 .....	41
<b>2.9:</b> C16941-9: Y2-6.5 .....	47
<b>2.10:</b> C16941-10: BB2-1.5 .....	53
<b>2.11:</b> C16941-10A: BB2-1.5 .....	64
<b>2.12:</b> C16941-11: BB2-4.0 .....	75
<b>2.13:</b> C16941-12: BB2-7.0 .....	81
<b>2.14:</b> C16941-13: Y3-1.0 .....	87
<b>2.15:</b> C16941-14: Y3-3.5 .....	98
<b>2.16:</b> C16941-15: Y3-6.5 .....	104
<b>2.17:</b> C16941-16: V2-1.1 .....	110
<b>2.18:</b> C16941-17: V2-3.6 .....	113
<b>2.19:</b> C16941-18: V2-6.6 .....	119
<b>2.20:</b> C16941-19: BB8-2.7 .....	125
<b>2.21:</b> C16941-20: BB8-5.0 .....	136
<b>2.22:</b> C16941-21: BB8-7.5 .....	142
<b>2.23:</b> C16941-22: BB11-1.5 .....	148
<b>2.24:</b> C16941-23: BB11-4.0 .....	159
<b>2.25:</b> C16941-24: BB11-7.0 .....	165
<b>2.26:</b> C16941-25: AA12-1.0 .....	171
<b>2.27:</b> C16941-26: AA12-3.5 .....	174
<b>2.28:</b> C16941-27: AA12-6.5 .....	180
<b>2.29:</b> C16941-28: Y14-1.0 .....	186
<b>2.30:</b> C16941-29: Y14-3.5 .....	189
<b>2.31:</b> C16941-30: Y14-6.5 .....	195
<b>2.32:</b> C16941-31: AA17-4.0 .....	201
<b>2.33:</b> C16941-32: AA17-6.5 .....	212
<b>Section 3: Misc. Forms</b> .....	<b>218</b>
<b>3.1:</b> Chain of Custody .....	219
<b>Section 4: GC/MS Volatiles - QC Data Summaries</b> .....	<b>224</b>
<b>4.1:</b> Method Blank Summary .....	225
<b>4.2:</b> Blank Spike/Blank Spike Duplicate Summary .....	231
<b>Section 5: GC/MS Semi-volatiles - QC Data Summaries</b> .....	<b>237</b>
<b>5.1:</b> Method Blank Summary .....	238

# Table of Contents

-2-

<b>5.2:</b> Blank Spike/Blank Spike Duplicate Summary .....	244
<b>5.3:</b> Matrix Spike/Matrix Spike Duplicate Summary .....	250
<b>Section 6: GC Volatiles - QC Data Summaries .....</b>	<b>256</b>
<b>6.1:</b> Method Blank Summary .....	257
<b>6.2:</b> Blank Spike/Blank Spike Duplicate Summary .....	260
<b>6.3:</b> Matrix Spike/Matrix Spike Duplicate Summary .....	263
<b>Section 7: GC Semi-volatiles - QC Data Summaries .....</b>	<b>266</b>
<b>7.1:</b> Method Blank Summary .....	267
<b>7.2:</b> Blank Spike/Blank Spike Duplicate Summary .....	274
<b>7.3:</b> Matrix Spike/Matrix Spike Duplicate Summary .....	281
<b>Section 8: Metals Analysis - QC Data Summaries .....</b>	<b>287</b>
<b>8.1:</b> Prep QC MP3696: Sb,As,Ba,Be,Cd,Cr,Co,Cu,Pb,Mo,Ni,Se,Ag,Tl,V,Zn .....	288
<b>8.2:</b> Prep QC MP3699: Hg .....	295
<b>8.3:</b> Prep QC MP3700: Sb,As,Ba,Be,Cd,Cr,Co,Cu,Pb,Mo,Ni,Se,Ag,Tl,V,Zn .....	299
<b>8.4:</b> Prep QC MP3750: Sb,As,Ba,Be,Cd,Cr,Co,Cu,Pb,Mo,Ni,Se,Ag,Tl,V,Zn .....	304
<b>8.5:</b> Prep QC MP3761: Hg .....	309

1

2

3

4

5

6

7

8



## Sample Summary

Iris Environmental

Job No: C16941

Romic Soil Investigation(Romic EPA) - 2081 Bay Road, East Palo Alto, CA  
Project No: 07-0555C

Sample Number	Collected		Received	Matrix		Client Sample ID
	Date	Time By		Code	Type	
C16941-1	07/11/11	10:05 AB	07/12/11	SO	Soil	Y5-1.5
C16941-2	07/11/11	10:20 AB	07/12/11	SO	Soil	Y5-4.0
C16941-3	07/11/11	10:30 AB	07/12/11	SO	Soil	Y5-7.0
C16941-4	07/11/11	11:00 AB	07/12/11	SO	Soil	BB5-1.0
C16941-5	07/11/11	11:10 AB	07/12/11	SO	Soil	BB5-3.5
C16941-6	07/11/11	11:18 AB	07/12/11	SO	Soil	BB5-6.5
C16941-7	07/11/11	11:30 AB	07/12/11	SO	Soil	Y2-1.0
C16941-8	07/11/11	11:35 AB	07/12/11	SO	Soil	Y2-3.5
C16941-9	07/11/11	11:45 AB	07/12/11	SO	Soil	Y2-6.5
C16941-10	07/11/11	12:00 AB	07/12/11	SO	Soil	BB2-1.5
C16941-10A	07/11/11	12:00 AB	07/12/11	SO	Soil	BB2-1.5
C16941-11	07/11/11	12:10 AB	07/12/11	SO	Soil	BB2-4.0
C16941-12	07/11/11	12:24 AB	07/12/11	SO	Soil	BB2-7.0

---

Soil samples reported on a dry weight basis unless otherwise indicated on result page.

**Sample Summary**

(continued)

Iris Environmental

**Job No:** C16941Romic Soil Investigation(Romic EPA) - 2081 Bay Road, East Palo Alto, CA  
Project No: 07-0555C

Sample Number	Collected		Received	Matrix		Client Sample ID
	Date	Time By		Code	Type	
C16941-13	07/11/11	12:35 AB	07/12/11	SO	Soil	Y3-1.0
C16941-14	07/11/11	12:45 AB	07/12/11	SO	Soil	Y3-3.5
C16941-15	07/11/11	12:50 AB	07/12/11	SO	Soil	Y3-6.5
C16941-16	07/11/11	13:00 AB	07/12/11	SO	Soil	V2-1.1
C16941-17	07/11/11	13:00 AB	07/12/11	SO	Soil	V2-3.6
C16941-18	07/11/11	13:15 AB	07/12/11	SO	Soil	V2-6.6
C16941-19	07/11/11	13:30 AB	07/12/11	SO	Soil	BB8-2.7
C16941-20	07/11/11	13:45 AB	07/12/11	SO	Soil	BB8-5.0
C16941-21	07/11/11	13:45 AB	07/12/11	SO	Soil	BB8-7.5
C16941-22	07/11/11	14:10 AB	07/12/11	SO	Soil	BB11-1.5
C16941-23	07/11/11	14:20 AB	07/12/11	SO	Soil	BB11-4.0
C16941-24	07/11/11	14:30 AB	07/12/11	SO	Soil	BB11-7.0
C16941-25	07/11/11	14:50 AB	07/12/11	SO	Soil	AA12-1.0

---

Soil samples reported on a dry weight basis unless otherwise indicated on result page.





## Sample Summary

(continued)

Iris Environmental

**Job No:** C16941

Romic Soil Investigation(Romic EPA) - 2081 Bay Road, East Palo Alto, CA  
 Project No: 07-0555C

Sample Number	Collected		Received	Matrix		Client Sample ID
	Date	Time By		Code	Type	
C16941-26	07/11/11	14:55 AB	07/12/11	SO	Soil	AA12-3.5
C16941-27	07/11/11	15:00 AB	07/12/11	SO	Soil	AA12-6.5
C16941-28	07/11/11	15:25 AB	07/12/11	SO	Soil	Y14-1.0
C16941-29	07/11/11	15:30 AB	07/12/11	SO	Soil	Y14-3.5
C16941-30	07/11/11	15:40 AB	07/12/11	SO	Soil	Y14-6.5
C16941-31	07/11/11	16:10 AB	07/12/11	SO	Soil	AA17-4.0
C16941-32	07/11/11	16:20 AB	07/12/11	SO	Soil	AA17-6.5

---

Soil samples reported on a dry weight basis unless otherwise indicated on result page.

Sample Results

---

Report of Analysis

---

## Report of Analysis

<b>Client Sample ID:</b>	Y5-1.5	
<b>Lab Sample ID:</b>	C16941-1	<b>Date Sampled:</b> 07/11/11
<b>Matrix:</b>	SO - Soil	<b>Date Received:</b> 07/12/11
<b>Method:</b>	SW846 8015B	<b>Percent Solids:</b> n/a <sup>a</sup>
<b>Project:</b>	Romic Soil Investigation(Romic EPA) - 2081 Bay Road, East Palo Alto, CA	

	File ID	DF	Analyzed	By	Prep Date	Prep Batch	Analytical Batch
Run #1	JK21040.D	1	07/19/11	TT	n/a	n/a	GJK872
Run #2							

	Initial Weight
Run #1	5.31 g
Run #2	

## TPH Volatiles

CAS No.	Compound	Result	RL	MDL	Units	Q
	TPH-GRO (C6-C10)	ND	0.094	0.047	mg/kg	
CAS No.	Surrogate Recoveries	Run# 1	Run# 2	Limits		
98-08-8	aaa-Trifluorotoluene	90%		60-157%		

(a) All results reported on wet weight basis.

ND = Not detected      MDL - Method Detection Limit  
 RL = Reporting Limit  
 E = Indicates value exceeds calibration range

J = Indicates an estimated value  
 B = Indicates analyte found in associated method blank  
 N = Indicates presumptive evidence of a compound

## Report of Analysis

<b>Client Sample ID:</b> Y5-1.5		
<b>Lab Sample ID:</b> C16941-1		<b>Date Sampled:</b> 07/11/11
<b>Matrix:</b> SO - Soil		<b>Date Received:</b> 07/12/11
<b>Method:</b> SW846 8015B M SW846 3545A		<b>Percent Solids:</b> n/a <sup>a</sup>
<b>Project:</b> Romic Soil Investigation(Romic EPA) - 2081 Bay Road, East Palo Alto, CA		

	File ID	DF	Analyzed	By	Prep Date	Prep Batch	Analytical Batch
Run #1	HH15156.D	10	07/17/11	JH	07/14/11	OP4224	GHH522
Run #2							

	Initial Weight	Final Volume
Run #1	10.3 g	1.5 ml
Run #2		

### TPH Extractable w/ Silica Gel Cleanup

CAS No.	Compound	Result	RL	MDL	Units	Q
	TPH (C10-C28)	111	150	73	mg/kg	J
	TPH (> C28-C40)	721	290	150	mg/kg	

CAS No.	Surrogate Recoveries	Run# 1	Run# 2	Limits
630-01-3	Hexacosane	80%		45-140%

(a) All results reported on wet weight basis.

ND = Not detected      MDL - Method Detection Limit  
 RL = Reporting Limit  
 E = Indicates value exceeds calibration range

J = Indicates an estimated value  
 B = Indicates analyte found in associated method blank  
 N = Indicates presumptive evidence of a compound

## Report of Analysis

<b>Client Sample ID:</b> Y5-1.5	<b>Date Sampled:</b> 07/11/11
<b>Lab Sample ID:</b> C16941-1	<b>Date Received:</b> 07/12/11
<b>Matrix:</b> SO - Soil	<b>Percent Solids:</b> n/a <sup>a</sup>
<b>Project:</b> Romic Soil Investigation(Romic EPA) - 2081 Bay Road, East Palo Alto, CA	

### Metals Analysis

Analyte	Result	RL	Units	DF	Prep	Analyzed By	Method	Prep Method
Cadmium	< 0.94	0.94	mg/kg	1	07/13/11	07/14/11 DQ	SW846 6010B <sup>1</sup>	SW846 3050B <sup>2</sup>
Chromium	77.4	0.94	mg/kg	1	07/13/11	07/14/11 DQ	SW846 6010B <sup>1</sup>	SW846 3050B <sup>2</sup>
Lead	14.0	1.9	mg/kg	1	07/13/11	07/14/11 DQ	SW846 6010B <sup>1</sup>	SW846 3050B <sup>2</sup>

(1) Instrument QC Batch: MA1981

(2) Prep QC Batch: MP3696

(a) All results reported on wet weight basis.

---

RL = Reporting Limit

## Report of Analysis

<b>Client Sample ID:</b>	Y5-4.0	<b>Date Sampled:</b>	07/11/11
<b>Lab Sample ID:</b>	C16941-2	<b>Date Received:</b>	07/12/11
<b>Matrix:</b>	SO - Soil	<b>Percent Solids:</b>	n/a <sup>a</sup>
<b>Method:</b>	SW846 8260B	<b>Project:</b> Romic Soil Investigation(Romic EPA) - 2081 Bay Road, East Palo Alto, CA	

Run #1	File ID	DF	Analyzed	By	Prep Date	Prep Batch	Analytical Batch
Run #1	M25744.D	1	07/20/11	TN	n/a	n/a	VM821
Run #2							

Run #1	Initial Weight
Run #1	6.58 g
Run #2	

## VOA 8260 List

CAS No.	Compound	Result	RL	MDL	Units	Q
67-64-1	Acetone	112	76	15	ug/kg	
71-43-2	Benzene	ND	3.8	1.1	ug/kg	
108-86-1	Bromobenzene	ND	3.8	1.1	ug/kg	
74-97-5	Bromochloromethane	ND	3.8	1.1	ug/kg	
75-27-4	Bromodichloromethane	ND	3.8	0.76	ug/kg	
75-25-2	Bromoform	ND	3.8	0.76	ug/kg	
104-51-8	n-Butylbenzene	ND	3.8	1.1	ug/kg	
135-98-8	sec-Butylbenzene	ND	3.8	1.1	ug/kg	
98-06-6	tert-Butylbenzene	ND	3.8	1.1	ug/kg	
108-90-7	Chlorobenzene	ND	3.8	1.1	ug/kg	
75-00-3	Chloroethane	ND	3.8	1.1	ug/kg	
67-66-3	Chloroform	ND	3.8	1.1	ug/kg	
95-49-8	o-Chlorotoluene	ND	3.8	1.1	ug/kg	
106-43-4	p-Chlorotoluene	ND	3.8	1.1	ug/kg	
56-23-5	Carbon tetrachloride	ND	3.8	0.76	ug/kg	
75-34-3	1,1-Dichloroethane	ND	3.8	0.76	ug/kg	
75-35-4	1,1-Dichloroethylene	ND	3.8	1.1	ug/kg	
563-58-6	1,1-Dichloropropene	ND	3.8	1.1	ug/kg	
96-12-8	1,2-Dibromo-3-chloropropane	ND	3.8	0.76	ug/kg	
106-93-4	1,2-Dibromoethane	ND	3.8	0.76	ug/kg	
107-06-2	1,2-Dichloroethane	ND	3.8	1.1	ug/kg	
78-87-5	1,2-Dichloropropane	ND	3.8	1.1	ug/kg	
142-28-9	1,3-Dichloropropane	ND	3.8	1.1	ug/kg	
108-20-3	Di-Isopropyl ether	ND	3.8	1.1	ug/kg	
594-20-7	2,2-Dichloropropane	ND	3.8	1.1	ug/kg	
124-48-1	Dibromochloromethane	ND	3.8	0.76	ug/kg	
75-71-8	Dichlorodifluoromethane	ND	3.8	0.76	ug/kg	
156-59-2	cis-1,2-Dichloroethylene	3.4	3.8	1.1	ug/kg	J
10061-01-5	cis-1,3-Dichloropropene	ND	3.8	1.1	ug/kg	
541-73-1	m-Dichlorobenzene	ND	3.8	1.1	ug/kg	
95-50-1	o-Dichlorobenzene	ND	3.8	1.1	ug/kg	
106-46-7	p-Dichlorobenzene	ND	3.8	1.1	ug/kg	

ND = Not detected MDL - Method Detection Limit

RL = Reporting Limit

E = Indicates value exceeds calibration range

J = Indicates an estimated value

B = Indicates analyte found in associated method blank

N = Indicates presumptive evidence of a compound

## Report of Analysis

<b>Client Sample ID:</b>	Y5-4.0	<b>Date Sampled:</b>	07/11/11
<b>Lab Sample ID:</b>	C16941-2	<b>Date Received:</b>	07/12/11
<b>Matrix:</b>	SO - Soil	<b>Percent Solids:</b>	n/a <sup>a</sup>
<b>Method:</b>	SW846 8260B	<b>Project:</b> Romc Soil Investigation(Romc EPA) - 2081 Bay Road,East Palo Alto,CA	

## VOA 8260 List

CAS No.	Compound	Result	RL	MDL	Units	Q
156-60-5	trans-1,2-Dichloroethylene	ND	3.8	1.1	ug/kg	
10061-02-6	trans-1,3-Dichloropropene	ND	3.8	1.1	ug/kg	
100-41-4	Ethylbenzene	ND	3.8	1.1	ug/kg	
637-92-3	Ethyl tert-Butyl Ether	ND	3.8	1.1	ug/kg	
591-78-6	2-Hexanone	ND	30	3.8	ug/kg	
87-68-3	Hexachlorobutadiene	ND	3.8	0.76	ug/kg	
98-82-8	Isopropylbenzene	ND	3.8	1.1	ug/kg	
99-87-6	p-Isopropyltoluene	ND	3.8	1.1	ug/kg	
108-10-1	4-Methyl-2-pentanone	ND	30	11	ug/kg	
74-83-9	Methyl bromide	ND	3.8	1.9	ug/kg	
74-87-3	Methyl chloride	ND	3.8	1.1	ug/kg	
74-95-3	Methylene bromide	ND	3.8	1.9	ug/kg	
75-09-2	Methylene chloride	ND	19	12	ug/kg	
78-93-3	Methyl ethyl ketone	23.4	30	9.1	ug/kg	J
1634-04-4	Methyl Tert Butyl Ether	ND	3.8	0.76	ug/kg	
91-20-3	Naphthalene	ND	3.8	1.1	ug/kg	
103-65-1	n-Propylbenzene	ND	3.8	1.1	ug/kg	
100-42-5	Styrene	ND	3.8	0.76	ug/kg	
994-05-8	Tert-Amyl Methyl Ether	ND	3.8	0.91	ug/kg	
75-65-0	Tert Butyl Alcohol	ND	30	7.6	ug/kg	
630-20-6	1,1,1,2-Tetrachloroethane	ND	3.8	0.76	ug/kg	
71-55-6	1,1,1-Trichloroethane	ND	3.8	1.1	ug/kg	
79-34-5	1,1,2,2-Tetrachloroethane	ND	3.8	0.76	ug/kg	
79-00-5	1,1,2-Trichloroethane	ND	3.8	0.76	ug/kg	
87-61-6	1,2,3-Trichlorobenzene	ND	3.8	1.1	ug/kg	
96-18-4	1,2,3-Trichloropropane	ND	3.8	1.1	ug/kg	
120-82-1	1,2,4-Trichlorobenzene	ND	3.8	1.1	ug/kg	
95-63-6	1,2,4-Trimethylbenzene	ND	3.8	1.1	ug/kg	
108-67-8	1,3,5-Trimethylbenzene	ND	3.8	1.1	ug/kg	
127-18-4	Tetrachloroethylene	ND	3.8	2.7	ug/kg	
108-88-3	Toluene	ND	3.8	1.1	ug/kg	
79-01-6	Trichloroethylene	5.9	3.8	0.76	ug/kg	
75-69-4	Trichlorofluoromethane	ND	3.8	0.91	ug/kg	
75-01-4	Vinyl chloride	ND	3.8	1.9	ug/kg	
1330-20-7	Xylene (total)	ND	7.6	3.0	ug/kg	

CAS No.	Surrogate Recoveries	Run# 1	Run# 2	Limits
1868-53-7	Dibromofluoromethane	104%		60-130%
2037-26-5	Toluene-D8	101%		60-130%

ND = Not detected MDL - Method Detection Limit

RL = Reporting Limit

E = Indicates value exceeds calibration range

J = Indicates an estimated value

B = Indicates analyte found in associated method blank

N = Indicates presumptive evidence of a compound

## Report of Analysis

<b>Client Sample ID:</b>	Y5-4.0		
<b>Lab Sample ID:</b>	C16941-2	<b>Date Sampled:</b>	07/11/11
<b>Matrix:</b>	SO - Soil	<b>Date Received:</b>	07/12/11
<b>Method:</b>	SW846 8260B	<b>Percent Solids:</b>	n/a <sup>a</sup>
<b>Project:</b>	Romic Soil Investigation(Romic EPA) - 2081 Bay Road, East Palo Alto, CA		

### VOA 8260 List

CAS No.	Surrogate Recoveries	Run# 1	Run# 2	Limits
460-00-4	4-Bromofluorobenzene	99%		60-130%

(a) All results reported on wet weight basis.

ND = Not detected      MDL - Method Detection Limit  
 RL = Reporting Limit  
 E = Indicates value exceeds calibration range

J = Indicates an estimated value  
 B = Indicates analyte found in associated method blank  
 N = Indicates presumptive evidence of a compound



## Report of Analysis

<b>Client Sample ID:</b>	Y5-4.0	
<b>Lab Sample ID:</b>	C16941-2	<b>Date Sampled:</b> 07/11/11
<b>Matrix:</b>	SO - Soil	<b>Date Received:</b> 07/12/11
<b>Method:</b>	SW846 8015B	<b>Percent Solids:</b> n/a <sup>a</sup>
<b>Project:</b>	Romic Soil Investigation(Romic EPA) - 2081 Bay Road, East Palo Alto, CA	

	File ID	DF	Analyzed	By	Prep Date	Prep Batch	Analytical Batch
Run #1	JK21041.D	1	07/19/11	TT	n/a	n/a	GJK872
Run #2							

	Initial Weight
Run #1	5.34 g
Run #2	

## TPH Volatiles

CAS No.	Compound	Result	RL	MDL	Units	Q
	TPH-GRO (C6-C10)	0.0837	0.094	0.047	mg/kg	J

CAS No.	Surrogate Recoveries	Run# 1	Run# 2	Limits
98-08-8	aaa-Trifluorotoluene	91%		60-157%

(a) All results reported on wet weight basis.

ND = Not detected      MDL - Method Detection Limit  
 RL = Reporting Limit  
 E = Indicates value exceeds calibration range

J = Indicates an estimated value  
 B = Indicates analyte found in associated method blank  
 N = Indicates presumptive evidence of a compound

## Report of Analysis

<b>Client Sample ID:</b>	Y5-4.0	
<b>Lab Sample ID:</b>	C16941-2	<b>Date Sampled:</b> 07/11/11
<b>Matrix:</b>	SO - Soil	<b>Date Received:</b> 07/12/11
<b>Method:</b>	SW846 8015B M SW846 3545A	<b>Percent Solids:</b> n/a <sup>a</sup>
<b>Project:</b>	Romic Soil Investigation(Romic EPA) - 2081 Bay Road, East Palo Alto, CA	

	File ID	DF	Analyzed	By	Prep Date	Prep Batch	Analytical Batch
Run #1	GG26704.D	1	07/15/11	JH	07/14/11	OP4224	GGG721
Run #2							

	Initial Weight	Final Volume
Run #1	10.3 g	1.0 ml
Run #2		

## TPH Extractable w/ Silica Gel Cleanup

CAS No.	Compound	Result	RL	MDL	Units	Q
	TPH (C10-C28)	14.3	9.7	4.9	mg/kg	
	TPH (> C28-C40)	23.2	19	9.7	mg/kg	

CAS No.	Surrogate Recoveries	Run# 1	Run# 2	Limits
630-01-3	Hexacosane	60%		45-140%

(a) All results reported on wet weight basis.

ND = Not detected      MDL - Method Detection Limit  
 RL = Reporting Limit  
 E = Indicates value exceeds calibration range

J = Indicates an estimated value  
 B = Indicates analyte found in associated method blank  
 N = Indicates presumptive evidence of a compound

## Report of Analysis

<b>Client Sample ID:</b> Y5-4.0	
<b>Lab Sample ID:</b> C16941-2	<b>Date Sampled:</b> 07/11/11
<b>Matrix:</b> SO - Soil	<b>Date Received:</b> 07/12/11
	<b>Percent Solids:</b> n/a <sup>a</sup>
<b>Project:</b> Romic Soil Investigation(Romic EPA) - 2081 Bay Road, East Palo Alto, CA	

### Metals Analysis

Analyte	Result	RL	Units	DF	Prep	Analyzed By	Method	Prep Method
Cadmium	347	0.91	mg/kg	1	07/13/11	07/14/11 DQ	SW846 6010B <sup>1</sup>	SW846 3050B <sup>2</sup>
Chromium	216	0.91	mg/kg	1	07/13/11	07/14/11 DQ	SW846 6010B <sup>1</sup>	SW846 3050B <sup>2</sup>
Lead	13.3	1.8	mg/kg	1	07/13/11	07/14/11 DQ	SW846 6010B <sup>1</sup>	SW846 3050B <sup>2</sup>

(1) Instrument QC Batch: MA1981

(2) Prep QC Batch: MP3696

(a) All results reported on wet weight basis.

---

RL = Reporting Limit

## Report of Analysis

<b>Client Sample ID:</b>	Y5-7.0	<b>Date Sampled:</b>	07/11/11
<b>Lab Sample ID:</b>	C16941-3	<b>Date Received:</b>	07/12/11
<b>Matrix:</b>	SO - Soil	<b>Percent Solids:</b>	n/a <sup>a</sup>
<b>Method:</b>	SW846 8260B	<b>Project:</b> Romic Soil Investigation(Romic EPA) - 2081 Bay Road, East Palo Alto, CA	

Run #1	File ID	DF	Analyzed	By	Prep Date	Prep Batch	Analytical Batch
Run #1	M25745.D	1	07/20/11	TN	n/a	n/a	VM821
Run #2							

Run #1	Initial Weight
Run #1	6.99 g
Run #2	

## VOA 8260 List

CAS No.	Compound	Result	RL	MDL	Units	Q
67-64-1	Acetone	ND	72	14	ug/kg	
71-43-2	Benzene	ND	3.6	1.1	ug/kg	
108-86-1	Bromobenzene	ND	3.6	1.1	ug/kg	
74-97-5	Bromochloromethane	ND	3.6	1.1	ug/kg	
75-27-4	Bromodichloromethane	ND	3.6	0.72	ug/kg	
75-25-2	Bromoform	ND	3.6	0.72	ug/kg	
104-51-8	n-Butylbenzene	ND	3.6	1.1	ug/kg	
135-98-8	sec-Butylbenzene	ND	3.6	1.1	ug/kg	
98-06-6	tert-Butylbenzene	ND	3.6	1.1	ug/kg	
108-90-7	Chlorobenzene	ND	3.6	1.1	ug/kg	
75-00-3	Chloroethane	ND	3.6	1.1	ug/kg	
67-66-3	Chloroform	ND	3.6	1.1	ug/kg	
95-49-8	o-Chlorotoluene	ND	3.6	1.1	ug/kg	
106-43-4	p-Chlorotoluene	ND	3.6	1.1	ug/kg	
56-23-5	Carbon tetrachloride	ND	3.6	0.72	ug/kg	
75-34-3	1,1-Dichloroethane	ND	3.6	0.72	ug/kg	
75-35-4	1,1-Dichloroethylene	ND	3.6	1.1	ug/kg	
563-58-6	1,1-Dichloropropene	ND	3.6	1.1	ug/kg	
96-12-8	1,2-Dibromo-3-chloropropane	ND	3.6	0.72	ug/kg	
106-93-4	1,2-Dibromoethane	ND	3.6	0.72	ug/kg	
107-06-2	1,2-Dichloroethane	ND	3.6	1.1	ug/kg	
78-87-5	1,2-Dichloropropane	ND	3.6	1.1	ug/kg	
142-28-9	1,3-Dichloropropane	ND	3.6	1.1	ug/kg	
108-20-3	Di-Isopropyl ether	ND	3.6	1.1	ug/kg	
594-20-7	2,2-Dichloropropane	ND	3.6	1.1	ug/kg	
124-48-1	Dibromochloromethane	ND	3.6	0.72	ug/kg	
75-71-8	Dichlorodifluoromethane	ND	3.6	0.72	ug/kg	
156-59-2	cis-1,2-Dichloroethylene	4.0	3.6	1.1	ug/kg	
10061-01-5	cis-1,3-Dichloropropene	ND	3.6	1.1	ug/kg	
541-73-1	m-Dichlorobenzene	ND	3.6	1.1	ug/kg	
95-50-1	o-Dichlorobenzene	ND	3.6	1.1	ug/kg	
106-46-7	p-Dichlorobenzene	ND	3.6	1.1	ug/kg	

ND = Not detected MDL - Method Detection Limit

RL = Reporting Limit

E = Indicates value exceeds calibration range

J = Indicates an estimated value

B = Indicates analyte found in associated method blank

N = Indicates presumptive evidence of a compound

## Report of Analysis

<b>Client Sample ID:</b>	Y5-7.0	<b>Date Sampled:</b>	07/11/11
<b>Lab Sample ID:</b>	C16941-3	<b>Date Received:</b>	07/12/11
<b>Matrix:</b>	SO - Soil	<b>Percent Solids:</b>	n/a <sup>a</sup>
<b>Method:</b>	SW846 8260B		
<b>Project:</b>	Romic Soil Investigation(Romic EPA) - 2081 Bay Road,East Palo Alto,CA		

## VOA 8260 List

CAS No.	Compound	Result	RL	MDL	Units	Q
156-60-5	trans-1,2-Dichloroethylene	ND	3.6	1.1	ug/kg	
10061-02-6	trans-1,3-Dichloropropene	ND	3.6	1.1	ug/kg	
100-41-4	Ethylbenzene	ND	3.6	1.1	ug/kg	
637-92-3	Ethyl tert-Butyl Ether	ND	3.6	1.1	ug/kg	
591-78-6	2-Hexanone	ND	29	3.6	ug/kg	
87-68-3	Hexachlorobutadiene	ND	3.6	0.72	ug/kg	
98-82-8	Isopropylbenzene	ND	3.6	1.1	ug/kg	
99-87-6	p-Isopropyltoluene	ND	3.6	1.1	ug/kg	
108-10-1	4-Methyl-2-pentanone	ND	29	11	ug/kg	
74-83-9	Methyl bromide	ND	3.6	1.8	ug/kg	
74-87-3	Methyl chloride	ND	3.6	1.1	ug/kg	
74-95-3	Methylene bromide	ND	3.6	1.8	ug/kg	
75-09-2	Methylene chloride	ND	18	11	ug/kg	
78-93-3	Methyl ethyl ketone	ND	29	8.6	ug/kg	
1634-04-4	Methyl Tert Butyl Ether	ND	3.6	0.72	ug/kg	
91-20-3	Naphthalene	ND	3.6	1.1	ug/kg	
103-65-1	n-Propylbenzene	ND	3.6	1.1	ug/kg	
100-42-5	Styrene	ND	3.6	0.72	ug/kg	
994-05-8	Tert-Amyl Methyl Ether	ND	3.6	0.86	ug/kg	
75-65-0	Tert Butyl Alcohol	ND	29	7.2	ug/kg	
630-20-6	1,1,1,2-Tetrachloroethane	ND	3.6	0.72	ug/kg	
71-55-6	1,1,1-Trichloroethane	ND	3.6	1.1	ug/kg	
79-34-5	1,1,2,2-Tetrachloroethane	ND	3.6	0.72	ug/kg	
79-00-5	1,1,2-Trichloroethane	ND	3.6	0.72	ug/kg	
87-61-6	1,2,3-Trichlorobenzene	ND	3.6	1.1	ug/kg	
96-18-4	1,2,3-Trichloropropane	ND	3.6	1.1	ug/kg	
120-82-1	1,2,4-Trichlorobenzene	ND	3.6	1.1	ug/kg	
95-63-6	1,2,4-Trimethylbenzene	ND	3.6	1.1	ug/kg	
108-67-8	1,3,5-Trimethylbenzene	ND	3.6	1.1	ug/kg	
127-18-4	Tetrachloroethylene	ND	3.6	2.5	ug/kg	
108-88-3	Toluene	ND	3.6	1.1	ug/kg	
79-01-6	Trichloroethylene	24.8	3.6	0.72	ug/kg	
75-69-4	Trichlorofluoromethane	ND	3.6	0.86	ug/kg	
75-01-4	Vinyl chloride	ND	3.6	1.8	ug/kg	
1330-20-7	Xylene (total)	ND	7.2	2.9	ug/kg	

CAS No.	Surrogate Recoveries	Run# 1	Run# 2	Limits
1868-53-7	Dibromofluoromethane	107%		60-130%
2037-26-5	Toluene-D8	99%		60-130%

ND = Not detected MDL - Method Detection Limit

RL = Reporting Limit

E = Indicates value exceeds calibration range

J = Indicates an estimated value

B = Indicates analyte found in associated method blank

N = Indicates presumptive evidence of a compound

**Report of Analysis**

<b>Client Sample ID:</b>	Y5-7.0	<b>Date Sampled:</b>	07/11/11
<b>Lab Sample ID:</b>	C16941-3	<b>Date Received:</b>	07/12/11
<b>Matrix:</b>	SO - Soil	<b>Percent Solids:</b>	n/a <sup>a</sup>
<b>Method:</b>	SW846 8260B	<b>Project:</b> Romic Soil Investigation(Romic EPA) - 2081 Bay Road, East Palo Alto, CA	

**VOA 8260 List**

CAS No.	Surrogate Recoveries	Run# 1	Run# 2	Limits
460-00-4	4-Bromofluorobenzene	107%		60-130%

(a) All results reported on wet weight basis.

ND = Not detected      MDL - Method Detection Limit  
 RL = Reporting Limit  
 E = Indicates value exceeds calibration range

J = Indicates an estimated value  
 B = Indicates analyte found in associated method blank  
 N = Indicates presumptive evidence of a compound

## Report of Analysis

<b>Client Sample ID:</b>	Y5-7.0	
<b>Lab Sample ID:</b>	C16941-3	<b>Date Sampled:</b> 07/11/11
<b>Matrix:</b>	SO - Soil	<b>Date Received:</b> 07/12/11
<b>Method:</b>	SW846 8015B	<b>Percent Solids:</b> n/a <sup>a</sup>
<b>Project:</b>	Romic Soil Investigation(Romic EPA) - 2081 Bay Road, East Palo Alto, CA	

	File ID	DF	Analyzed	By	Prep Date	Prep Batch	Analytical Batch
Run #1	JK21042.D	1	07/19/11	TT	n/a	n/a	GJK872
Run #2							

	Initial Weight
Run #1	5.38 g
Run #2	

## TPH Volatiles

CAS No.	Compound	Result	RL	MDL	Units	Q
	TPH-GRO (C6-C10)	ND	0.093	0.046	mg/kg	
CAS No.	Surrogate Recoveries	Run# 1	Run# 2	Limits		
98-08-8	aaa-Trifluorotoluene	95%		60-157%		

(a) All results reported on wet weight basis.

ND = Not detected      MDL - Method Detection Limit  
 RL = Reporting Limit  
 E = Indicates value exceeds calibration range

J = Indicates an estimated value  
 B = Indicates analyte found in associated method blank  
 N = Indicates presumptive evidence of a compound

## Report of Analysis

<b>Client Sample ID:</b> Y5-7.0		<b>Date Sampled:</b> 07/11/11
<b>Lab Sample ID:</b> C16941-3		<b>Date Received:</b> 07/12/11
<b>Matrix:</b> SO - Soil		<b>Percent Solids:</b> n/a <sup>a</sup>
<b>Method:</b> SW846 8015B M SW846 3545A		
<b>Project:</b> Romic Soil Investigation(Romic EPA) - 2081 Bay Road, East Palo Alto, CA		

Run #	File ID	DF	Analyzed	By	Prep Date	Prep Batch	Analytical Batch
Run #1	GG26705.D	1	07/15/11	JH	07/14/11	OP4224	GGG721
Run #2							

Run #	Initial Weight	Final Volume
Run #1	10.1 g	1.0 ml
Run #2		

**TPH Extractable w/ Silica Gel Cleanup**

CAS No.	Compound	Result	RL	MDL	Units	Q
	TPH (C10-C28)	ND	9.9	5.0	mg/kg	
	TPH (> C28-C40)	ND	20	9.9	mg/kg	

CAS No.	Surrogate Recoveries	Run# 1	Run# 2	Limits
630-01-3	Hexacosane	51%		45-140%

(a) All results reported on wet weight basis.

ND = Not detected      MDL - Method Detection Limit  
 RL = Reporting Limit  
 E = Indicates value exceeds calibration range

J = Indicates an estimated value  
 B = Indicates analyte found in associated method blank  
 N = Indicates presumptive evidence of a compound



## Report of Analysis

<b>Client Sample ID:</b> Y5-7.0	<b>Date Sampled:</b> 07/11/11
<b>Lab Sample ID:</b> C16941-3	<b>Date Received:</b> 07/12/11
<b>Matrix:</b> SO - Soil	<b>Percent Solids:</b> n/a <sup>a</sup>
<b>Project:</b> Romic Soil Investigation(Romic EPA) - 2081 Bay Road, East Palo Alto, CA	

### Metals Analysis

Analyte	Result	RL	Units	DF	Prep	Analyzed By	Method	Prep Method
Cadmium	53.0	0.89	mg/kg	1	07/13/11	07/14/11 DQ	SW846 6010B <sup>1</sup>	SW846 3050B <sup>2</sup>
Chromium	43.5	0.89	mg/kg	1	07/13/11	07/14/11 DQ	SW846 6010B <sup>1</sup>	SW846 3050B <sup>2</sup>
Lead	4.9	1.8	mg/kg	1	07/13/11	07/14/11 DQ	SW846 6010B <sup>1</sup>	SW846 3050B <sup>2</sup>

(1) Instrument QC Batch: MA1981

(2) Prep QC Batch: MP3696

(a) All results reported on wet weight basis.

RL = Reporting Limit

## Report of Analysis

<b>Client Sample ID:</b>	BB5-1.0	<b>Date Sampled:</b>	07/11/11
<b>Lab Sample ID:</b>	C16941-4	<b>Date Received:</b>	07/12/11
<b>Matrix:</b>	SO - Soil	<b>Percent Solids:</b>	n/a <sup>a</sup>
<b>Method:</b>	SW846 8015B	<b>Project:</b> Romic Soil Investigation(Romic EPA) - 2081 Bay Road, East Palo Alto, CA	

Run #	File ID	DF	Analyzed	By	Prep Date	Prep Batch	Analytical Batch
Run #1	JK21043.D	1	07/19/11	TT	n/a	n/a	GJK872
Run #2							

Run #	Initial Weight
Run #1	5.07 g
Run #2	

### TPH Volatiles

CAS No.	Compound	Result	RL	MDL	Units	Q
	TPH-GRO (C6-C10)	ND	0.099	0.049	mg/kg	
CAS No.	Surrogate Recoveries	Run# 1	Run# 2	Limits		
98-08-8	aaa-Trifluorotoluene	92%		60-157%		

(a) All results reported on wet weight basis.

ND = Not detected      MDL - Method Detection Limit  
 RL = Reporting Limit  
 E = Indicates value exceeds calibration range

J = Indicates an estimated value  
 B = Indicates analyte found in associated method blank  
 N = Indicates presumptive evidence of a compound

## Report of Analysis

<b>Client Sample ID:</b> BB5-1.0		
<b>Lab Sample ID:</b> C16941-4		<b>Date Sampled:</b> 07/11/11
<b>Matrix:</b> SO - Soil		<b>Date Received:</b> 07/12/11
<b>Method:</b> SW846 8015B M SW846 3545A		<b>Percent Solids:</b> n/a <sup>a</sup>
<b>Project:</b> Romc Soil Investigation(Romc EPA) - 2081 Bay Road, East Palo Alto, CA		

Run #	File ID	DF	Analyzed	By	Prep Date	Prep Batch	Analytical Batch
Run #1	HH15168.D	3	07/17/11	JH	07/14/11	OP4224	GHH522
Run #2							

Run #	Initial Weight	Final Volume
Run #1	10.0 g	1.5 ml
Run #2		

### TPH Extractable w/ Silica Gel Cleanup

CAS No.	Compound	Result	RL	MDL	Units	Q
	TPH (C10-C28)	188	45	23	mg/kg	
	TPH (> C28-C40)	433	90	45	mg/kg	

CAS No.	Surrogate Recoveries	Run# 1	Run# 2	Limits
630-01-3	Hexacosane	76%		45-140%

(a) All results reported on wet weight basis.

ND = Not detected      MDL - Method Detection Limit  
 RL = Reporting Limit  
 E = Indicates value exceeds calibration range

J = Indicates an estimated value  
 B = Indicates analyte found in associated method blank  
 N = Indicates presumptive evidence of a compound

## Report of Analysis

<b>Client Sample ID:</b> BB5-1.0	<b>Date Sampled:</b> 07/11/11
<b>Lab Sample ID:</b> C16941-4	<b>Date Received:</b> 07/12/11
<b>Matrix:</b> SO - Soil	<b>Percent Solids:</b> n/a <sup>a</sup>
<b>Project:</b> Romic Soil Investigation(Romic EPA) - 2081 Bay Road, East Palo Alto, CA	

### Metals Analysis

Analyte	Result	RL	Units	DF	Prep	Analyzed By	Method	Prep Method
Cadmium	5.9	0.91	mg/kg	1	07/13/11	07/14/11 DQ	SW846 6010B <sup>1</sup>	SW846 3050B <sup>2</sup>
Chromium	67.3	0.91	mg/kg	1	07/13/11	07/14/11 DQ	SW846 6010B <sup>1</sup>	SW846 3050B <sup>2</sup>
Lead	54.4	1.8	mg/kg	1	07/13/11	07/14/11 DQ	SW846 6010B <sup>1</sup>	SW846 3050B <sup>2</sup>

(1) Instrument QC Batch: MA1981

(2) Prep QC Batch: MP3696

(a) All results reported on wet weight basis.

RL = Reporting Limit

## Report of Analysis

<b>Client Sample ID:</b>	BB5-3.5	<b>Date Sampled:</b>	07/11/11
<b>Lab Sample ID:</b>	C16941-5	<b>Date Received:</b>	07/12/11
<b>Matrix:</b>	SO - Soil	<b>Percent Solids:</b>	n/a <sup>a</sup>
<b>Method:</b>	SW846 8260B	<b>Project:</b> Romic Soil Investigation(Romic EPA) - 2081 Bay Road, East Palo Alto, CA	

Run #1	File ID	DF	Analyzed	By	Prep Date	Prep Batch	Analytical Batch
Run #1	M25746.D	1	07/20/11	TN	n/a	n/a	VM821
Run #2							

Run #1	Initial Weight
Run #1	5.71 g
Run #2	

## VOA 8260 List

CAS No.	Compound	Result	RL	MDL	Units	Q
67-64-1	Acetone	56.5	88	18	ug/kg	J
71-43-2	Benzene	ND	4.4	1.3	ug/kg	
108-86-1	Bromobenzene	ND	4.4	1.3	ug/kg	
74-97-5	Bromochloromethane	ND	4.4	1.3	ug/kg	
75-27-4	Bromodichloromethane	ND	4.4	0.88	ug/kg	
75-25-2	Bromoform	ND	4.4	0.88	ug/kg	
104-51-8	n-Butylbenzene	ND	4.4	1.3	ug/kg	
135-98-8	sec-Butylbenzene	ND	4.4	1.3	ug/kg	
98-06-6	tert-Butylbenzene	ND	4.4	1.3	ug/kg	
108-90-7	Chlorobenzene	ND	4.4	1.3	ug/kg	
75-00-3	Chloroethane	ND	4.4	1.3	ug/kg	
67-66-3	Chloroform	ND	4.4	1.3	ug/kg	
95-49-8	o-Chlorotoluene	ND	4.4	1.3	ug/kg	
106-43-4	p-Chlorotoluene	ND	4.4	1.3	ug/kg	
56-23-5	Carbon tetrachloride	ND	4.4	0.88	ug/kg	
75-34-3	1,1-Dichloroethane	ND	4.4	0.88	ug/kg	
75-35-4	1,1-Dichloroethylene	ND	4.4	1.3	ug/kg	
563-58-6	1,1-Dichloropropene	ND	4.4	1.3	ug/kg	
96-12-8	1,2-Dibromo-3-chloropropane	ND	4.4	0.88	ug/kg	
106-93-4	1,2-Dibromoethane	ND	4.4	0.88	ug/kg	
107-06-2	1,2-Dichloroethane	ND	4.4	1.3	ug/kg	
78-87-5	1,2-Dichloropropane	ND	4.4	1.3	ug/kg	
142-28-9	1,3-Dichloropropane	ND	4.4	1.3	ug/kg	
108-20-3	Di-Isopropyl ether	ND	4.4	1.3	ug/kg	
594-20-7	2,2-Dichloropropane	ND	4.4	1.3	ug/kg	
124-48-1	Dibromochloromethane	ND	4.4	0.88	ug/kg	
75-71-8	Dichlorodifluoromethane	ND	4.4	0.88	ug/kg	
156-59-2	cis-1,2-Dichloroethylene	14.7	4.4	1.3	ug/kg	
10061-01-5	cis-1,3-Dichloropropene	ND	4.4	1.3	ug/kg	
541-73-1	m-Dichlorobenzene	ND	4.4	1.3	ug/kg	
95-50-1	o-Dichlorobenzene	ND	4.4	1.3	ug/kg	
106-46-7	p-Dichlorobenzene	ND	4.4	1.3	ug/kg	

ND = Not detected MDL - Method Detection Limit

RL = Reporting Limit

E = Indicates value exceeds calibration range

J = Indicates an estimated value

B = Indicates analyte found in associated method blank

N = Indicates presumptive evidence of a compound

## Report of Analysis

<b>Client Sample ID:</b>	BB5-3.5	<b>Date Sampled:</b>	07/11/11
<b>Lab Sample ID:</b>	C16941-5	<b>Date Received:</b>	07/12/11
<b>Matrix:</b>	SO - Soil	<b>Percent Solids:</b>	n/a <sup>a</sup>
<b>Method:</b>	SW846 8260B	<b>Project:</b> Romic Soil Investigation(Romic EPA) - 2081 Bay Road,East Palo Alto,CA	

## VOA 8260 List

CAS No.	Compound	Result	RL	MDL	Units	Q
156-60-5	trans-1,2-Dichloroethylene	2.4	4.4	1.3	ug/kg	J
10061-02-6	trans-1,3-Dichloropropene	ND	4.4	1.3	ug/kg	
100-41-4	Ethylbenzene	ND	4.4	1.3	ug/kg	
637-92-3	Ethyl tert-Butyl Ether	ND	4.4	1.3	ug/kg	
591-78-6	2-Hexanone	ND	35	4.4	ug/kg	
87-68-3	Hexachlorobutadiene	ND	4.4	0.88	ug/kg	
98-82-8	Isopropylbenzene	ND	4.4	1.3	ug/kg	
99-87-6	p-Isopropyltoluene	ND	4.4	1.3	ug/kg	
108-10-1	4-Methyl-2-pentanone	ND	35	13	ug/kg	
74-83-9	Methyl bromide	ND	4.4	2.2	ug/kg	
74-87-3	Methyl chloride	ND	4.4	1.3	ug/kg	
74-95-3	Methylene bromide	ND	4.4	2.2	ug/kg	
75-09-2	Methylene chloride	ND	22	14	ug/kg	
78-93-3	Methyl ethyl ketone	ND	35	11	ug/kg	
1634-04-4	Methyl Tert Butyl Ether	ND	4.4	0.88	ug/kg	
91-20-3	Naphthalene	ND	4.4	1.3	ug/kg	
103-65-1	n-Propylbenzene	ND	4.4	1.3	ug/kg	
100-42-5	Styrene	ND	4.4	0.88	ug/kg	
994-05-8	Tert-Amyl Methyl Ether	ND	4.4	1.1	ug/kg	
75-65-0	Tert Butyl Alcohol	ND	35	8.8	ug/kg	
630-20-6	1,1,1,2-Tetrachloroethane	ND	4.4	0.88	ug/kg	
71-55-6	1,1,1-Trichloroethane	ND	4.4	1.3	ug/kg	
79-34-5	1,1,2,2-Tetrachloroethane	ND	4.4	0.88	ug/kg	
79-00-5	1,1,2-Trichloroethane	ND	4.4	0.88	ug/kg	
87-61-6	1,2,3-Trichlorobenzene	ND	4.4	1.3	ug/kg	
96-18-4	1,2,3-Trichloropropane	ND	4.4	1.3	ug/kg	
120-82-1	1,2,4-Trichlorobenzene	ND	4.4	1.3	ug/kg	
95-63-6	1,2,4-Trimethylbenzene	ND	4.4	1.3	ug/kg	
108-67-8	1,3,5-Trimethylbenzene	ND	4.4	1.3	ug/kg	
127-18-4	Tetrachloroethylene	ND	4.4	3.1	ug/kg	
108-88-3	Toluene	ND	4.4	1.3	ug/kg	
79-01-6	Trichloroethylene	113	4.4	0.88	ug/kg	
75-69-4	Trichlorofluoromethane	ND	4.4	1.1	ug/kg	
75-01-4	Vinyl chloride	ND	4.4	2.2	ug/kg	
1330-20-7	Xylene (total)	ND	8.8	3.5	ug/kg	

CAS No.	Surrogate Recoveries	Run# 1	Run# 2	Limits
1868-53-7	Dibromofluoromethane	107%		60-130%
2037-26-5	Toluene-D8	103%		60-130%

ND = Not detected MDL - Method Detection Limit

RL = Reporting Limit

E = Indicates value exceeds calibration range

J = Indicates an estimated value

B = Indicates analyte found in associated method blank

N = Indicates presumptive evidence of a compound

## Report of Analysis

<b>Client Sample ID:</b>	BB5-3.5	<b>Date Sampled:</b>	07/11/11
<b>Lab Sample ID:</b>	C16941-5	<b>Date Received:</b>	07/12/11
<b>Matrix:</b>	SO - Soil	<b>Percent Solids:</b>	n/a <sup>a</sup>
<b>Method:</b>	SW846 8260B	<b>Project:</b> Romic Soil Investigation(Romic EPA) - 2081 Bay Road, East Palo Alto, CA	

**VOA 8260 List**

CAS No.	Surrogate Recoveries	Run# 1	Run# 2	Limits
460-00-4	4-Bromofluorobenzene	103%		60-130%

(a) All results reported on wet weight basis.

ND = Not detected      MDL - Method Detection Limit  
 RL = Reporting Limit  
 E = Indicates value exceeds calibration range

J = Indicates an estimated value  
 B = Indicates analyte found in associated method blank  
 N = Indicates presumptive evidence of a compound

## Report of Analysis

<b>Client Sample ID:</b>	BB5-3.5	<b>Date Sampled:</b>	07/11/11
<b>Lab Sample ID:</b>	C16941-5	<b>Date Received:</b>	07/12/11
<b>Matrix:</b>	SO - Soil	<b>Percent Solids:</b>	n/a <sup>a</sup>
<b>Method:</b>	SW846 8015B	<b>Project:</b> Romic Soil Investigation(Romic EPA) - 2081 Bay Road, East Palo Alto, CA	

	File ID	DF	Analyzed	By	Prep Date	Prep Batch	Analytical Batch
Run #1	JK21044.D	1	07/19/11	TT	n/a	n/a	GJK872
Run #2							

	Initial Weight
Run #1	5.18 g
Run #2	

## TPH Volatiles

CAS No.	Compound	Result	RL	MDL	Units	Q
	TPH-GRO (C6-C10)	ND	0.097	0.048	mg/kg	

CAS No.	Surrogate Recoveries	Run# 1	Run# 2	Limits
98-08-8	aaa-Trifluorotoluene	92%		60-157%

(a) All results reported on wet weight basis.

ND = Not detected      MDL - Method Detection Limit  
 RL = Reporting Limit  
 E = Indicates value exceeds calibration range

J = Indicates an estimated value  
 B = Indicates analyte found in associated method blank  
 N = Indicates presumptive evidence of a compound



## Report of Analysis

<b>Client Sample ID:</b> BB5-3.5		<b>Date Sampled:</b> 07/11/11
<b>Lab Sample ID:</b> C16941-5		<b>Date Received:</b> 07/12/11
<b>Matrix:</b> SO - Soil		<b>Percent Solids:</b> n/a <sup>a</sup>
<b>Method:</b> SW846 8015B M SW846 3545A		
<b>Project:</b> Romic Soil Investigation(Romic EPA) - 2081 Bay Road, East Palo Alto, CA		

Run #	File ID	DF	Analyzed	By	Prep Date	Prep Batch	Analytical Batch
Run #1	GG26706.D	1	07/15/11	JH	07/14/11	OP4224	GGG721
Run #2							

Run #	Initial Weight	Final Volume
Run #1	10.2 g	1.0 ml
Run #2		

**TPH Extractable w/ Silica Gel Cleanup**

CAS No.	Compound	Result	RL	MDL	Units	Q
	TPH (C10-C28)	5.53	9.8	4.9	mg/kg	J
	TPH (> C28-C40)	ND	20	9.8	mg/kg	

CAS No.	Surrogate Recoveries	Run# 1	Run# 2	Limits
630-01-3	Hexacosane	56%		45-140%

(a) All results reported on wet weight basis.

ND = Not detected      MDL - Method Detection Limit  
 RL = Reporting Limit  
 E = Indicates value exceeds calibration range

J = Indicates an estimated value  
 B = Indicates analyte found in associated method blank  
 N = Indicates presumptive evidence of a compound

## Report of Analysis

<b>Client Sample ID:</b>	BB5-3.5	<b>Date Sampled:</b>	07/11/11
<b>Lab Sample ID:</b>	C16941-5	<b>Date Received:</b>	07/12/11
<b>Matrix:</b>	SO - Soil	<b>Percent Solids:</b>	n/a <sup>a</sup>
<b>Project:</b>	Romic Soil Investigation(Romic EPA) - 2081 Bay Road,East Palo Alto,CA		

### Metals Analysis

Analyte	Result	RL	Units	DF	Prep	Analyzed By	Method	Prep Method
Cadmium	< 0.92	0.92	mg/kg	1	07/13/11	07/14/11 DQ	SW846 6010B <sup>1</sup>	SW846 3050B <sup>2</sup>
Chromium	39.3	0.92	mg/kg	1	07/13/11	07/14/11 DQ	SW846 6010B <sup>1</sup>	SW846 3050B <sup>2</sup>
Lead	4.4	1.8	mg/kg	1	07/13/11	07/14/11 DQ	SW846 6010B <sup>1</sup>	SW846 3050B <sup>2</sup>

(1) Instrument QC Batch: MA1981

(2) Prep QC Batch: MP3696

(a) All results reported on wet weight basis.

---

RL = Reporting Limit

## Report of Analysis

<b>Client Sample ID:</b>	BB5-6.5	<b>Date Sampled:</b>	07/11/11
<b>Lab Sample ID:</b>	C16941-6	<b>Date Received:</b>	07/12/11
<b>Matrix:</b>	SO - Soil	<b>Percent Solids:</b>	n/a <sup>a</sup>
<b>Method:</b>	SW846 8260B	<b>Project:</b> Romic Soil Investigation(Romic EPA) - 2081 Bay Road, East Palo Alto, CA	

Run #1	File ID	DF	Analyzed	By	Prep Date	Prep Batch	Analytical Batch
Run #1	M25747.D	1	07/20/11	TN	n/a	n/a	VM821
Run #2							

Run #1	Initial Weight
Run #1	6.46 g
Run #2	

## VOA 8260 List

CAS No.	Compound	Result	RL	MDL	Units	Q
67-64-1	Acetone	ND	77	15	ug/kg	
71-43-2	Benzene	ND	3.9	1.2	ug/kg	
108-86-1	Bromobenzene	ND	3.9	1.2	ug/kg	
74-97-5	Bromochloromethane	ND	3.9	1.2	ug/kg	
75-27-4	Bromodichloromethane	ND	3.9	0.77	ug/kg	
75-25-2	Bromoform	ND	3.9	0.77	ug/kg	
104-51-8	n-Butylbenzene	ND	3.9	1.2	ug/kg	
135-98-8	sec-Butylbenzene	ND	3.9	1.2	ug/kg	
98-06-6	tert-Butylbenzene	ND	3.9	1.2	ug/kg	
108-90-7	Chlorobenzene	ND	3.9	1.2	ug/kg	
75-00-3	Chloroethane	ND	3.9	1.2	ug/kg	
67-66-3	Chloroform	ND	3.9	1.2	ug/kg	
95-49-8	o-Chlorotoluene	ND	3.9	1.2	ug/kg	
106-43-4	p-Chlorotoluene	ND	3.9	1.2	ug/kg	
56-23-5	Carbon tetrachloride	ND	3.9	0.77	ug/kg	
75-34-3	1,1-Dichloroethane	ND	3.9	0.77	ug/kg	
75-35-4	1,1-Dichloroethylene	1.4	3.9	1.2	ug/kg	J
563-58-6	1,1-Dichloropropene	ND	3.9	1.2	ug/kg	
96-12-8	1,2-Dibromo-3-chloropropane	ND	3.9	0.77	ug/kg	
106-93-4	1,2-Dibromoethane	ND	3.9	0.77	ug/kg	
107-06-2	1,2-Dichloroethane	ND	3.9	1.2	ug/kg	
78-87-5	1,2-Dichloropropane	ND	3.9	1.2	ug/kg	
142-28-9	1,3-Dichloropropane	ND	3.9	1.2	ug/kg	
108-20-3	Di-Isopropyl ether	ND	3.9	1.2	ug/kg	
594-20-7	2,2-Dichloropropane	ND	3.9	1.2	ug/kg	
124-48-1	Dibromochloromethane	ND	3.9	0.77	ug/kg	
75-71-8	Dichlorodifluoromethane	ND	3.9	0.77	ug/kg	
156-59-2	cis-1,2-Dichloroethylene	17.2	3.9	1.2	ug/kg	
10061-01-5	cis-1,3-Dichloropropene	ND	3.9	1.2	ug/kg	
541-73-1	m-Dichlorobenzene	ND	3.9	1.2	ug/kg	
95-50-1	o-Dichlorobenzene	ND	3.9	1.2	ug/kg	
106-46-7	p-Dichlorobenzene	ND	3.9	1.2	ug/kg	

ND = Not detected MDL - Method Detection Limit

RL = Reporting Limit

E = Indicates value exceeds calibration range

J = Indicates an estimated value

B = Indicates analyte found in associated method blank

N = Indicates presumptive evidence of a compound

## Report of Analysis

<b>Client Sample ID:</b>	BB5-6.5	<b>Date Sampled:</b>	07/11/11
<b>Lab Sample ID:</b>	C16941-6	<b>Date Received:</b>	07/12/11
<b>Matrix:</b>	SO - Soil	<b>Percent Solids:</b>	n/a <sup>a</sup>
<b>Method:</b>	SW846 8260B		
<b>Project:</b>	Romic Soil Investigation(Romic EPA) - 2081 Bay Road,East Palo Alto,CA		

## VOA 8260 List

CAS No.	Compound	Result	RL	MDL	Units	Q
156-60-5	trans-1,2-Dichloroethylene	1.3	3.9	1.2	ug/kg	J
10061-02-6	trans-1,3-Dichloropropene	ND	3.9	1.2	ug/kg	
100-41-4	Ethylbenzene	ND	3.9	1.2	ug/kg	
637-92-3	Ethyl tert-Butyl Ether	ND	3.9	1.2	ug/kg	
591-78-6	2-Hexanone	ND	31	3.9	ug/kg	
87-68-3	Hexachlorobutadiene	ND	3.9	0.77	ug/kg	
98-82-8	Isopropylbenzene	ND	3.9	1.2	ug/kg	
99-87-6	p-Isopropyltoluene	ND	3.9	1.2	ug/kg	
108-10-1	4-Methyl-2-pentanone	ND	31	12	ug/kg	
74-83-9	Methyl bromide	ND	3.9	1.9	ug/kg	
74-87-3	Methyl chloride	ND	3.9	1.2	ug/kg	
74-95-3	Methylene bromide	ND	3.9	1.9	ug/kg	
75-09-2	Methylene chloride	ND	19	12	ug/kg	
78-93-3	Methyl ethyl ketone	ND	31	9.3	ug/kg	
1634-04-4	Methyl Tert Butyl Ether	ND	3.9	0.77	ug/kg	
91-20-3	Naphthalene	ND	3.9	1.2	ug/kg	
103-65-1	n-Propylbenzene	ND	3.9	1.2	ug/kg	
100-42-5	Styrene	ND	3.9	0.77	ug/kg	
994-05-8	Tert-Amyl Methyl Ether	ND	3.9	0.93	ug/kg	
75-65-0	Tert Butyl Alcohol	ND	31	7.7	ug/kg	
630-20-6	1,1,1,2-Tetrachloroethane	ND	3.9	0.77	ug/kg	
71-55-6	1,1,1-Trichloroethane	ND	3.9	1.2	ug/kg	
79-34-5	1,1,2,2-Tetrachloroethane	ND	3.9	0.77	ug/kg	
79-00-5	1,1,2-Trichloroethane	ND	3.9	0.77	ug/kg	
87-61-6	1,2,3-Trichlorobenzene	ND	3.9	1.2	ug/kg	
96-18-4	1,2,3-Trichloropropane	ND	3.9	1.2	ug/kg	
120-82-1	1,2,4-Trichlorobenzene	ND	3.9	1.2	ug/kg	
95-63-6	1,2,4-Trimethylbenzene	ND	3.9	1.2	ug/kg	
108-67-8	1,3,5-Trimethylbenzene	ND	3.9	1.2	ug/kg	
127-18-4	Tetrachloroethylene	ND	3.9	2.7	ug/kg	
108-88-3	Toluene	ND	3.9	1.2	ug/kg	
79-01-6	Trichloroethylene	96.3	3.9	0.77	ug/kg	
75-69-4	Trichlorofluoromethane	ND	3.9	0.93	ug/kg	
75-01-4	Vinyl chloride	ND	3.9	1.9	ug/kg	
1330-20-7	Xylene (total)	ND	7.7	3.1	ug/kg	

CAS No.	Surrogate Recoveries	Run# 1	Run# 2	Limits
1868-53-7	Dibromofluoromethane	108%		60-130%
2037-26-5	Toluene-D8	95%		60-130%

ND = Not detected MDL - Method Detection Limit

RL = Reporting Limit

E = Indicates value exceeds calibration range

J = Indicates an estimated value

B = Indicates analyte found in associated method blank

N = Indicates presumptive evidence of a compound

## Report of Analysis

<b>Client Sample ID:</b>	BB5-6.5	<b>Date Sampled:</b>	07/11/11
<b>Lab Sample ID:</b>	C16941-6	<b>Date Received:</b>	07/12/11
<b>Matrix:</b>	SO - Soil	<b>Percent Solids:</b>	n/a <sup>a</sup>
<b>Method:</b>	SW846 8260B		
<b>Project:</b>	Romic Soil Investigation(Romic EPA) - 2081 Bay Road, East Palo Alto, CA		

### VOA 8260 List

CAS No.	Surrogate Recoveries	Run# 1	Run# 2	Limits
460-00-4	4-Bromofluorobenzene	107%		60-130%

(a) All results reported on wet weight basis.

ND = Not detected      MDL - Method Detection Limit  
 RL = Reporting Limit  
 E = Indicates value exceeds calibration range

J = Indicates an estimated value  
 B = Indicates analyte found in associated method blank  
 N = Indicates presumptive evidence of a compound

## Report of Analysis

<b>Client Sample ID:</b>	BB5-6.5	<b>Date Sampled:</b>	07/11/11
<b>Lab Sample ID:</b>	C16941-6	<b>Date Received:</b>	07/12/11
<b>Matrix:</b>	SO - Soil	<b>Percent Solids:</b>	n/a <sup>a</sup>
<b>Method:</b>	SW846 8015B	<b>Project:</b> Romic Soil Investigation(Romic EPA) - 2081 Bay Road, East Palo Alto, CA	

	File ID	DF	Analyzed	By	Prep Date	Prep Batch	Analytical Batch
Run #1	JK21046.D	1	07/19/11	TT	n/a	n/a	GJK872
Run #2							

	Initial Weight
Run #1	5.33 g
Run #2	

## TPH Volatiles

CAS No.	Compound	Result	RL	MDL	Units	Q
	TPH-GRO (C6-C10)	ND	0.094	0.047	mg/kg	

CAS No.	Surrogate Recoveries	Run# 1	Run# 2	Limits
98-08-8	aaa-Trifluorotoluene	94%		60-157%

(a) All results reported on wet weight basis.

ND = Not detected      MDL - Method Detection Limit  
 RL = Reporting Limit  
 E = Indicates value exceeds calibration range

J = Indicates an estimated value  
 B = Indicates analyte found in associated method blank  
 N = Indicates presumptive evidence of a compound

## Report of Analysis

<b>Client Sample ID:</b>	BB5-6.5		<b>Date Sampled:</b>	07/11/11
<b>Lab Sample ID:</b>	C16941-6		<b>Date Received:</b>	07/12/11
<b>Matrix:</b>	SO - Soil		<b>Percent Solids:</b>	n/a <sup>a</sup>
<b>Method:</b>	SW846 8015B M SW846 3545A		<b>Project:</b> Romic Soil Investigation(Romic EPA) - 2081 Bay Road, East Palo Alto, CA	

	File ID	DF	Analyzed	By	Prep Date	Prep Batch	Analytical Batch
Run #1	GG26707.D	1	07/15/11	JH	07/14/11	OP4224	GGG721
Run #2							

	Initial Weight	Final Volume
Run #1	10.2 g	1.0 ml
Run #2		

## TPH Extractable w/ Silica Gel Cleanup

CAS No.	Compound	Result	RL	MDL	Units	Q
	TPH (C10-C28)	5.64	9.8	4.9	mg/kg	J
	TPH (> C28-C40)	ND	20	9.8	mg/kg	

CAS No.	Surrogate Recoveries	Run# 1	Run# 2	Limits
630-01-3	Hexacosane	55%		45-140%

(a) All results reported on wet weight basis.

ND = Not detected      MDL - Method Detection Limit  
 RL = Reporting Limit  
 E = Indicates value exceeds calibration range

J = Indicates an estimated value  
 B = Indicates analyte found in associated method blank  
 N = Indicates presumptive evidence of a compound

## Report of Analysis

<b>Client Sample ID:</b> BB5-6.5	<b>Date Sampled:</b> 07/11/11
<b>Lab Sample ID:</b> C16941-6	<b>Date Received:</b> 07/12/11
<b>Matrix:</b> SO - Soil	<b>Percent Solids:</b> n/a <sup>a</sup>
<b>Project:</b> Romic Soil Investigation(Romic EPA) - 2081 Bay Road, East Palo Alto, CA	

### Metals Analysis

Analyte	Result	RL	Units	DF	Prep	Analyzed By	Method	Prep Method
Cadmium	< 0.91	0.91	mg/kg	1	07/13/11	07/14/11 DQ	SW846 6010B <sup>1</sup>	SW846 3050B <sup>2</sup>
Chromium	36.5	0.91	mg/kg	1	07/13/11	07/14/11 DQ	SW846 6010B <sup>1</sup>	SW846 3050B <sup>2</sup>
Lead	4.7	1.8	mg/kg	1	07/13/11	07/14/11 DQ	SW846 6010B <sup>1</sup>	SW846 3050B <sup>2</sup>

(1) Instrument QC Batch: MA1981

(2) Prep QC Batch: MP3696

(a) All results reported on wet weight basis.

---

RL = Reporting Limit



## Report of Analysis

<b>Client Sample ID:</b>	Y2-1.0	
<b>Lab Sample ID:</b>	C16941-7	<b>Date Sampled:</b> 07/11/11
<b>Matrix:</b>	SO - Soil	<b>Date Received:</b> 07/12/11
<b>Method:</b>	SW846 8015B	<b>Percent Solids:</b> n/a <sup>a</sup>
<b>Project:</b>	Romic Soil Investigation(Romic EPA) - 2081 Bay Road, East Palo Alto, CA	

	File ID	DF	Analyzed	By	Prep Date	Prep Batch	Analytical Batch
Run #1	JK21047.D	1	07/19/11	TT	n/a	n/a	GJK872
Run #2							

	Initial Weight
Run #1	5.07 g
Run #2	

### TPH Volatiles

CAS No.	Compound	Result	RL	MDL	Units	Q
	TPH-GRO (C6-C10)	ND	0.099	0.049	mg/kg	
CAS No.	Surrogate Recoveries	Run# 1	Run# 2	Limits		
98-08-8	aaa-Trifluorotoluene	93%		60-157%		

(a) All results reported on wet weight basis.

ND = Not detected      MDL - Method Detection Limit  
 RL = Reporting Limit  
 E = Indicates value exceeds calibration range

J = Indicates an estimated value  
 B = Indicates analyte found in associated method blank  
 N = Indicates presumptive evidence of a compound

## Report of Analysis

<b>Client Sample ID:</b>	Y2-1.0	
<b>Lab Sample ID:</b>	C16941-7	<b>Date Sampled:</b> 07/11/11
<b>Matrix:</b>	SO - Soil	<b>Date Received:</b> 07/12/11
<b>Method:</b>	SW846 8015B M SW846 3545A	<b>Percent Solids:</b> n/a <sup>a</sup>
<b>Project:</b>	Romic Soil Investigation(Romic EPA) - 2081 Bay Road, East Palo Alto, CA	

	File ID	DF	Analyzed	By	Prep Date	Prep Batch	Analytical Batch
Run #1	HH15158.D	10	07/17/11	JH	07/14/11	OP4224	GHH522
Run #2							

	Initial Weight	Final Volume
Run #1	10.0 g	1.0 ml
Run #2		

## TPH Extractable w/ Silica Gel Cleanup

CAS No.	Compound	Result	RL	MDL	Units	Q
	TPH (C10-C28)	186	100	50	mg/kg	
	TPH (> C28-C40)	636	200	100	mg/kg	

CAS No.	Surrogate Recoveries	Run# 1	Run# 2	Limits
630-01-3	Hexacosane	81%		45-140%

(a) All results reported on wet weight basis.

ND = Not detected      MDL - Method Detection Limit  
 RL = Reporting Limit  
 E = Indicates value exceeds calibration range

J = Indicates an estimated value  
 B = Indicates analyte found in associated method blank  
 N = Indicates presumptive evidence of a compound

## Report of Analysis

<b>Client Sample ID:</b> Y2-1.0	
<b>Lab Sample ID:</b> C16941-7	<b>Date Sampled:</b> 07/11/11
<b>Matrix:</b> SO - Soil	<b>Date Received:</b> 07/12/11
	<b>Percent Solids:</b> n/a <sup>a</sup>
<b>Project:</b> Romic Soil Investigation(Romic EPA) - 2081 Bay Road, East Palo Alto, CA	

### Metals Analysis

Analyte	Result	RL	Units	DF	Prep	Analyzed By	Method	Prep Method
Cadmium	3.2	0.93	mg/kg	1	07/13/11	07/14/11 DQ	SW846 6010B <sup>1</sup>	SW846 3050B <sup>2</sup>
Chromium	66.4	0.93	mg/kg	1	07/13/11	07/14/11 DQ	SW846 6010B <sup>1</sup>	SW846 3050B <sup>2</sup>
Lead	28.3	1.9	mg/kg	1	07/13/11	07/14/11 DQ	SW846 6010B <sup>1</sup>	SW846 3050B <sup>2</sup>

(1) Instrument QC Batch: MA1981

(2) Prep QC Batch: MP3696

(a) All results reported on wet weight basis.

---

RL = Reporting Limit

## Report of Analysis

<b>Client Sample ID:</b>	Y2-3.5	<b>Date Sampled:</b>	07/11/11
<b>Lab Sample ID:</b>	C16941-8	<b>Date Received:</b>	07/12/11
<b>Matrix:</b>	SO - Soil	<b>Percent Solids:</b>	n/a <sup>a</sup>
<b>Method:</b>	SW846 8260B	<b>Project:</b> Romic Soil Investigation(Romic EPA) - 2081 Bay Road, East Palo Alto, CA	

Run #	File ID	DF	Analyzed	By	Prep Date	Prep Batch	Analytical Batch
Run #1	M25748.D	1	07/20/11	TN	n/a	n/a	VM821
Run #2							

Run #	Initial Weight
Run #1	5.24 g
Run #2	

## VOA 8260 List

CAS No.	Compound	Result	RL	MDL	Units	Q
67-64-1	Acetone	ND	95	19	ug/kg	
71-43-2	Benzene	ND	4.8	1.4	ug/kg	
108-86-1	Bromobenzene	ND	4.8	1.4	ug/kg	
74-97-5	Bromochloromethane	ND	4.8	1.4	ug/kg	
75-27-4	Bromodichloromethane	ND	4.8	0.95	ug/kg	
75-25-2	Bromoform	ND	4.8	0.95	ug/kg	
104-51-8	n-Butylbenzene	ND	4.8	1.4	ug/kg	
135-98-8	sec-Butylbenzene	ND	4.8	1.4	ug/kg	
98-06-6	tert-Butylbenzene	ND	4.8	1.4	ug/kg	
108-90-7	Chlorobenzene	ND	4.8	1.4	ug/kg	
75-00-3	Chloroethane	ND	4.8	1.4	ug/kg	
67-66-3	Chloroform	ND	4.8	1.4	ug/kg	
95-49-8	o-Chlorotoluene	ND	4.8	1.4	ug/kg	
106-43-4	p-Chlorotoluene	ND	4.8	1.4	ug/kg	
56-23-5	Carbon tetrachloride	ND	4.8	0.95	ug/kg	
75-34-3	1,1-Dichloroethane	ND	4.8	0.95	ug/kg	
75-35-4	1,1-Dichloroethylene	ND	4.8	1.4	ug/kg	
563-58-6	1,1-Dichloropropene	ND	4.8	1.4	ug/kg	
96-12-8	1,2-Dibromo-3-chloropropane	ND	4.8	0.95	ug/kg	
106-93-4	1,2-Dibromoethane	ND	4.8	0.95	ug/kg	
107-06-2	1,2-Dichloroethane	ND	4.8	1.4	ug/kg	
78-87-5	1,2-Dichloropropane	ND	4.8	1.4	ug/kg	
142-28-9	1,3-Dichloropropane	ND	4.8	1.4	ug/kg	
108-20-3	Di-Isopropyl ether	ND	4.8	1.4	ug/kg	
594-20-7	2,2-Dichloropropane	ND	4.8	1.4	ug/kg	
124-48-1	Dibromochloromethane	ND	4.8	0.95	ug/kg	
75-71-8	Dichlorodifluoromethane	ND	4.8	0.95	ug/kg	
156-59-2	cis-1,2-Dichloroethylene	ND	4.8	1.4	ug/kg	
10061-01-5	cis-1,3-Dichloropropene	ND	4.8	1.4	ug/kg	
541-73-1	m-Dichlorobenzene	ND	4.8	1.4	ug/kg	
95-50-1	o-Dichlorobenzene	ND	4.8	1.4	ug/kg	
106-46-7	p-Dichlorobenzene	ND	4.8	1.4	ug/kg	

ND = Not detected MDL - Method Detection Limit

RL = Reporting Limit

E = Indicates value exceeds calibration range

J = Indicates an estimated value

B = Indicates analyte found in associated method blank

N = Indicates presumptive evidence of a compound

## Report of Analysis

<b>Client Sample ID:</b>	Y2-3.5	<b>Date Sampled:</b>	07/11/11
<b>Lab Sample ID:</b>	C16941-8	<b>Date Received:</b>	07/12/11
<b>Matrix:</b>	SO - Soil	<b>Percent Solids:</b>	n/a <sup>a</sup>
<b>Method:</b>	SW846 8260B		
<b>Project:</b>	Romic Soil Investigation(Romic EPA) - 2081 Bay Road,East Palo Alto,CA		

## VOA 8260 List

CAS No.	Compound	Result	RL	MDL	Units	Q
156-60-5	trans-1,2-Dichloroethylene	ND	4.8	1.4	ug/kg	
10061-02-6	trans-1,3-Dichloropropene	ND	4.8	1.4	ug/kg	
100-41-4	Ethylbenzene	ND	4.8	1.4	ug/kg	
637-92-3	Ethyl tert-Butyl Ether	ND	4.8	1.4	ug/kg	
591-78-6	2-Hexanone	ND	38	4.8	ug/kg	
87-68-3	Hexachlorobutadiene	ND	4.8	0.95	ug/kg	
98-82-8	Isopropylbenzene	ND	4.8	1.4	ug/kg	
99-87-6	p-Isopropyltoluene	ND	4.8	1.4	ug/kg	
108-10-1	4-Methyl-2-pentanone	ND	38	14	ug/kg	
74-83-9	Methyl bromide	ND	4.8	2.4	ug/kg	
74-87-3	Methyl chloride	ND	4.8	1.4	ug/kg	
74-95-3	Methylene bromide	ND	4.8	2.4	ug/kg	
75-09-2	Methylene chloride	ND	24	15	ug/kg	
78-93-3	Methyl ethyl ketone	ND	38	11	ug/kg	
1634-04-4	Methyl Tert Butyl Ether	ND	4.8	0.95	ug/kg	
91-20-3	Naphthalene	ND	4.8	1.4	ug/kg	
103-65-1	n-Propylbenzene	ND	4.8	1.4	ug/kg	
100-42-5	Styrene	ND	4.8	0.95	ug/kg	
994-05-8	Tert-Amyl Methyl Ether	ND	4.8	1.1	ug/kg	
75-65-0	Tert Butyl Alcohol	ND	38	9.5	ug/kg	
630-20-6	1,1,1,2-Tetrachloroethane	ND	4.8	0.95	ug/kg	
71-55-6	1,1,1-Trichloroethane	ND	4.8	1.4	ug/kg	
79-34-5	1,1,2,2-Tetrachloroethane	ND	4.8	0.95	ug/kg	
79-00-5	1,1,2-Trichloroethane	ND	4.8	0.95	ug/kg	
87-61-6	1,2,3-Trichlorobenzene	ND	4.8	1.4	ug/kg	
96-18-4	1,2,3-Trichloropropane	ND	4.8	1.4	ug/kg	
120-82-1	1,2,4-Trichlorobenzene	ND	4.8	1.4	ug/kg	
95-63-6	1,2,4-Trimethylbenzene	ND	4.8	1.4	ug/kg	
108-67-8	1,3,5-Trimethylbenzene	ND	4.8	1.4	ug/kg	
127-18-4	Tetrachloroethylene	3.8	4.8	3.3	ug/kg	J
108-88-3	Toluene	ND	4.8	1.4	ug/kg	
79-01-6	Trichloroethylene	54.9	4.8	0.95	ug/kg	
75-69-4	Trichlorofluoromethane	ND	4.8	1.1	ug/kg	
75-01-4	Vinyl chloride	ND	4.8	2.4	ug/kg	
1330-20-7	Xylene (total)	ND	9.5	3.8	ug/kg	

CAS No.	Surrogate Recoveries	Run# 1	Run# 2	Limits
1868-53-7	Dibromofluoromethane	111%		60-130%
2037-26-5	Toluene-D8	100%		60-130%

ND = Not detected MDL - Method Detection Limit

RL = Reporting Limit

E = Indicates value exceeds calibration range

J = Indicates an estimated value

B = Indicates analyte found in associated method blank

N = Indicates presumptive evidence of a compound

**Report of Analysis**

<b>Client Sample ID:</b>	Y2-3.5	<b>Date Sampled:</b>	07/11/11
<b>Lab Sample ID:</b>	C16941-8	<b>Date Received:</b>	07/12/11
<b>Matrix:</b>	SO - Soil	<b>Percent Solids:</b>	n/a <sup>a</sup>
<b>Method:</b>	SW846 8260B	<b>Project:</b> Romic Soil Investigation(Romic EPA) - 2081 Bay Road, East Palo Alto, CA	

**VOA 8260 List**

CAS No.	Surrogate Recoveries	Run# 1	Run# 2	Limits
460-00-4	4-Bromofluorobenzene	106%		60-130%

(a) All results reported on wet weight basis.

ND = Not detected      MDL - Method Detection Limit  
 RL = Reporting Limit  
 E = Indicates value exceeds calibration range

J = Indicates an estimated value  
 B = Indicates analyte found in associated method blank  
 N = Indicates presumptive evidence of a compound

## Report of Analysis

<b>Client Sample ID:</b>	Y2-3.5	
<b>Lab Sample ID:</b>	C16941-8	<b>Date Sampled:</b> 07/11/11
<b>Matrix:</b>	SO - Soil	<b>Date Received:</b> 07/12/11
<b>Method:</b>	SW846 8015B	<b>Percent Solids:</b> n/a <sup>a</sup>
<b>Project:</b>	Romic Soil Investigation(Romic EPA) - 2081 Bay Road, East Palo Alto, CA	

	File ID	DF	Analyzed	By	Prep Date	Prep Batch	Analytical Batch
Run #1	JK21048.D	1	07/19/11	TT	n/a	n/a	GJK872
Run #2							

	Initial Weight
Run #1	5.03 g
Run #2	

## TPH Volatiles

CAS No.	Compound	Result	RL	MDL	Units	Q
	TPH-GRO (C6-C10)	ND	0.099	0.050	mg/kg	
CAS No.	Surrogate Recoveries	Run# 1	Run# 2	Limits		
98-08-8	aaa-Trifluorotoluene	88%		60-157%		

(a) All results reported on wet weight basis.

ND = Not detected      MDL - Method Detection Limit  
 RL = Reporting Limit  
 E = Indicates value exceeds calibration range

J = Indicates an estimated value  
 B = Indicates analyte found in associated method blank  
 N = Indicates presumptive evidence of a compound

## Report of Analysis

<b>Client Sample ID:</b>	Y2-3.5	
<b>Lab Sample ID:</b>	C16941-8	<b>Date Sampled:</b> 07/11/11
<b>Matrix:</b>	SO - Soil	<b>Date Received:</b> 07/12/11
<b>Method:</b>	SW846 8015B M SW846 3545A	<b>Percent Solids:</b> n/a <sup>a</sup>
<b>Project:</b>	Romic Soil Investigation(Romic EPA) - 2081 Bay Road, East Palo Alto, CA	

	File ID	DF	Analyzed	By	Prep Date	Prep Batch	Analytical Batch
Run #1	GG26708.D	1	07/15/11	JH	07/14/11	OP4224	GGG721
Run #2							

	Initial Weight	Final Volume
Run #1	10.3 g	1.0 ml
Run #2		

## TPH Extractable w/ Silica Gel Cleanup

CAS No.	Compound	Result	RL	MDL	Units	Q
	TPH (C10-C28)	ND	9.7	4.9	mg/kg	
	TPH (> C28-C40)	ND	19	9.7	mg/kg	

CAS No.	Surrogate Recoveries	Run# 1	Run# 2	Limits
630-01-3	Hexacosane	61%		45-140%

(a) All results reported on wet weight basis.

ND = Not detected      MDL - Method Detection Limit  
 RL = Reporting Limit  
 E = Indicates value exceeds calibration range

J = Indicates an estimated value  
 B = Indicates analyte found in associated method blank  
 N = Indicates presumptive evidence of a compound



## Report of Analysis

<b>Client Sample ID:</b> Y2-3.5	<b>Date Sampled:</b> 07/11/11
<b>Lab Sample ID:</b> C16941-8	<b>Date Received:</b> 07/12/11
<b>Matrix:</b> SO - Soil	<b>Percent Solids:</b> n/a <sup>a</sup>
<b>Project:</b> Romic Soil Investigation(Romic EPA) - 2081 Bay Road, East Palo Alto, CA	

### Metals Analysis

Analyte	Result	RL	Units	DF	Prep	Analyzed By	Method	Prep Method
Cadmium	3.4	0.90	mg/kg	1	07/13/11	07/14/11 DQ	SW846 6010B <sup>1</sup>	SW846 3050B <sup>2</sup>
Chromium	41.1	0.90	mg/kg	1	07/13/11	07/14/11 DQ	SW846 6010B <sup>1</sup>	SW846 3050B <sup>2</sup>
Lead	6.6	1.8	mg/kg	1	07/13/11	07/14/11 DQ	SW846 6010B <sup>1</sup>	SW846 3050B <sup>2</sup>

(1) Instrument QC Batch: MA1981

(2) Prep QC Batch: MP3696

(a) All results reported on wet weight basis.

RL = Reporting Limit

## Report of Analysis

<b>Client Sample ID:</b>	Y2-6.5	<b>Date Sampled:</b>	07/11/11
<b>Lab Sample ID:</b>	C16941-9	<b>Date Received:</b>	07/12/11
<b>Matrix:</b>	SO - Soil	<b>Percent Solids:</b>	n/a <sup>a</sup>
<b>Method:</b>	SW846 8260B	<b>Project:</b> Romic Soil Investigation(Romic EPA) - 2081 Bay Road, East Palo Alto, CA	

Run #	File ID	DF	Analyzed	By	Prep Date	Prep Batch	Analytical Batch
Run #1	M25749.D	1	07/20/11	TN	n/a	n/a	VM821
Run #2							

Run #	Initial Weight
Run #1	7.07 g
Run #2	

## VOA 8260 List

CAS No.	Compound	Result	RL	MDL	Units	Q
67-64-1	Acetone	ND	71	14	ug/kg	
71-43-2	Benzene	ND	3.5	1.1	ug/kg	
108-86-1	Bromobenzene	ND	3.5	1.1	ug/kg	
74-97-5	Bromochloromethane	ND	3.5	1.1	ug/kg	
75-27-4	Bromodichloromethane	ND	3.5	0.71	ug/kg	
75-25-2	Bromoform	ND	3.5	0.71	ug/kg	
104-51-8	n-Butylbenzene	ND	3.5	1.1	ug/kg	
135-98-8	sec-Butylbenzene	ND	3.5	1.1	ug/kg	
98-06-6	tert-Butylbenzene	ND	3.5	1.1	ug/kg	
108-90-7	Chlorobenzene	ND	3.5	1.1	ug/kg	
75-00-3	Chloroethane	ND	3.5	1.1	ug/kg	
67-66-3	Chloroform	ND	3.5	1.1	ug/kg	
95-49-8	o-Chlorotoluene	ND	3.5	1.1	ug/kg	
106-43-4	p-Chlorotoluene	ND	3.5	1.1	ug/kg	
56-23-5	Carbon tetrachloride	ND	3.5	0.71	ug/kg	
75-34-3	1,1-Dichloroethane	ND	3.5	0.71	ug/kg	
75-35-4	1,1-Dichloroethylene	ND	3.5	1.1	ug/kg	
563-58-6	1,1-Dichloropropene	ND	3.5	1.1	ug/kg	
96-12-8	1,2-Dibromo-3-chloropropane	ND	3.5	0.71	ug/kg	
106-93-4	1,2-Dibromoethane	ND	3.5	0.71	ug/kg	
107-06-2	1,2-Dichloroethane	ND	3.5	1.1	ug/kg	
78-87-5	1,2-Dichloropropane	ND	3.5	1.1	ug/kg	
142-28-9	1,3-Dichloropropane	ND	3.5	1.1	ug/kg	
108-20-3	Di-Isopropyl ether	ND	3.5	1.1	ug/kg	
594-20-7	2,2-Dichloropropane	ND	3.5	1.1	ug/kg	
124-48-1	Dibromochloromethane	ND	3.5	0.71	ug/kg	
75-71-8	Dichlorodifluoromethane	ND	3.5	0.71	ug/kg	
156-59-2	cis-1,2-Dichloroethylene	1.5	3.5	1.1	ug/kg	J
10061-01-5	cis-1,3-Dichloropropene	ND	3.5	1.1	ug/kg	
541-73-1	m-Dichlorobenzene	ND	3.5	1.1	ug/kg	
95-50-1	o-Dichlorobenzene	ND	3.5	1.1	ug/kg	
106-46-7	p-Dichlorobenzene	ND	3.5	1.1	ug/kg	

ND = Not detected MDL - Method Detection Limit

RL = Reporting Limit

E = Indicates value exceeds calibration range

J = Indicates an estimated value

B = Indicates analyte found in associated method blank

N = Indicates presumptive evidence of a compound

## Report of Analysis

<b>Client Sample ID:</b>	Y2-6.5	<b>Date Sampled:</b>	07/11/11
<b>Lab Sample ID:</b>	C16941-9	<b>Date Received:</b>	07/12/11
<b>Matrix:</b>	SO - Soil	<b>Percent Solids:</b>	n/a <sup>a</sup>
<b>Method:</b>	SW846 8260B	<b>Project:</b> Romic Soil Investigation(Romic EPA) - 2081 Bay Road,East Palo Alto,CA	

## VOA 8260 List

CAS No.	Compound	Result	RL	MDL	Units	Q
156-60-5	trans-1,2-Dichloroethylene	ND	3.5	1.1	ug/kg	
10061-02-6	trans-1,3-Dichloropropene	ND	3.5	1.1	ug/kg	
100-41-4	Ethylbenzene	ND	3.5	1.1	ug/kg	
637-92-3	Ethyl tert-Butyl Ether	ND	3.5	1.1	ug/kg	
591-78-6	2-Hexanone	ND	28	3.5	ug/kg	
87-68-3	Hexachlorobutadiene	ND	3.5	0.71	ug/kg	
98-82-8	Isopropylbenzene	ND	3.5	1.1	ug/kg	
99-87-6	p-Isopropyltoluene	ND	3.5	1.1	ug/kg	
108-10-1	4-Methyl-2-pentanone	ND	28	11	ug/kg	
74-83-9	Methyl bromide	ND	3.5	1.8	ug/kg	
74-87-3	Methyl chloride	ND	3.5	1.1	ug/kg	
74-95-3	Methylene bromide	ND	3.5	1.8	ug/kg	
75-09-2	Methylene chloride	ND	18	11	ug/kg	
78-93-3	Methyl ethyl ketone	ND	28	8.5	ug/kg	
1634-04-4	Methyl Tert Butyl Ether	ND	3.5	0.71	ug/kg	
91-20-3	Naphthalene	ND	3.5	1.1	ug/kg	
103-65-1	n-Propylbenzene	ND	3.5	1.1	ug/kg	
100-42-5	Styrene	ND	3.5	0.71	ug/kg	
994-05-8	Tert-Amyl Methyl Ether	ND	3.5	0.85	ug/kg	
75-65-0	Tert Butyl Alcohol	ND	28	7.1	ug/kg	
630-20-6	1,1,1,2-Tetrachloroethane	ND	3.5	0.71	ug/kg	
71-55-6	1,1,1-Trichloroethane	ND	3.5	1.1	ug/kg	
79-34-5	1,1,2,2-Tetrachloroethane	ND	3.5	0.71	ug/kg	
79-00-5	1,1,2-Trichloroethane	ND	3.5	0.71	ug/kg	
87-61-6	1,2,3-Trichlorobenzene	ND	3.5	1.1	ug/kg	
96-18-4	1,2,3-Trichloropropane	ND	3.5	1.1	ug/kg	
120-82-1	1,2,4-Trichlorobenzene	ND	3.5	1.1	ug/kg	
95-63-6	1,2,4-Trimethylbenzene	ND	3.5	1.1	ug/kg	
108-67-8	1,3,5-Trimethylbenzene	ND	3.5	1.1	ug/kg	
127-18-4	Tetrachloroethylene	ND	3.5	2.5	ug/kg	
108-88-3	Toluene	ND	3.5	1.1	ug/kg	
79-01-6	Trichloroethylene	25.2	3.5	0.71	ug/kg	
75-69-4	Trichlorofluoromethane	ND	3.5	0.85	ug/kg	
75-01-4	Vinyl chloride	ND	3.5	1.8	ug/kg	
1330-20-7	Xylene (total)	ND	7.1	2.8	ug/kg	

CAS No.	Surrogate Recoveries	Run# 1	Run# 2	Limits
1868-53-7	Dibromofluoromethane	112%		60-130%
2037-26-5	Toluene-D8	100%		60-130%

ND = Not detected MDL - Method Detection Limit

RL = Reporting Limit

E = Indicates value exceeds calibration range

J = Indicates an estimated value

B = Indicates analyte found in associated method blank

N = Indicates presumptive evidence of a compound

**Report of Analysis**

<b>Client Sample ID:</b>	Y2-6.5	<b>Date Sampled:</b>	07/11/11
<b>Lab Sample ID:</b>	C16941-9	<b>Date Received:</b>	07/12/11
<b>Matrix:</b>	SO - Soil	<b>Percent Solids:</b>	n/a <sup>a</sup>
<b>Method:</b>	SW846 8260B	<b>Project:</b> Romic Soil Investigation(Romic EPA) - 2081 Bay Road, East Palo Alto, CA	

**VOA 8260 List**

CAS No.	Surrogate Recoveries	Run# 1	Run# 2	Limits
460-00-4	4-Bromofluorobenzene	109%		60-130%

(a) All results reported on wet weight basis.

ND = Not detected      MDL - Method Detection Limit  
 RL = Reporting Limit  
 E = Indicates value exceeds calibration range

J = Indicates an estimated value  
 B = Indicates analyte found in associated method blank  
 N = Indicates presumptive evidence of a compound

## Report of Analysis

Page 1 of 1

<b>Client Sample ID:</b>	Y2-6.5	
<b>Lab Sample ID:</b>	C16941-9	<b>Date Sampled:</b> 07/11/11
<b>Matrix:</b>	SO - Soil	<b>Date Received:</b> 07/12/11
<b>Method:</b>	SW846 8015B	<b>Percent Solids:</b> n/a <sup>a</sup>
<b>Project:</b>	Romic Soil Investigation(Romic EPA) - 2081 Bay Road, East Palo Alto, CA	

	File ID	DF	Analyzed	By	Prep Date	Prep Batch	Analytical Batch
Run #1	JK21049.D	1	07/19/11	TT	n/a	n/a	GJK872
Run #2							

	Initial Weight
Run #1	5.19 g
Run #2	

## TPH Volatiles

CAS No.	Compound	Result	RL	MDL	Units	Q
	TPH-GRO (C6-C10)	ND	0.096	0.048	mg/kg	

CAS No.	Surrogate Recoveries	Run# 1	Run# 2	Limits
98-08-8	aaa-Trifluorotoluene	92%		60-157%

(a) All results reported on wet weight basis.

ND = Not detected      MDL - Method Detection Limit  
 RL = Reporting Limit  
 E = Indicates value exceeds calibration range

J = Indicates an estimated value  
 B = Indicates analyte found in associated method blank  
 N = Indicates presumptive evidence of a compound

## Report of Analysis

<b>Client Sample ID:</b>	Y2-6.5	
<b>Lab Sample ID:</b>	C16941-9	<b>Date Sampled:</b> 07/11/11
<b>Matrix:</b>	SO - Soil	<b>Date Received:</b> 07/12/11
<b>Method:</b>	SW846 8015B M SW846 3545A	<b>Percent Solids:</b> n/a <sup>a</sup>
<b>Project:</b>	Romic Soil Investigation(Romic EPA) - 2081 Bay Road, East Palo Alto, CA	

	File ID	DF	Analyzed	By	Prep Date	Prep Batch	Analytical Batch
Run #1	GG26709.D	1	07/15/11	JH	07/14/11	OP4224	GGG721
Run #2							

	Initial Weight	Final Volume
Run #1	10.1 g	1.0 ml
Run #2		

## TPH Extractable w/ Silica Gel Cleanup

CAS No.	Compound	Result	RL	MDL	Units	Q
	TPH (C10-C28)	6.36	9.9	5.0	mg/kg	J
	TPH (> C28-C40)	ND	20	9.9	mg/kg	

CAS No.	Surrogate Recoveries	Run# 1	Run# 2	Limits
630-01-3	Hexacosane	58%		45-140%

(a) All results reported on wet weight basis.

ND = Not detected      MDL - Method Detection Limit  
 RL = Reporting Limit  
 E = Indicates value exceeds calibration range

J = Indicates an estimated value  
 B = Indicates analyte found in associated method blank  
 N = Indicates presumptive evidence of a compound

## Report of Analysis

<b>Client Sample ID:</b> Y2-6.5	<b>Date Sampled:</b> 07/11/11
<b>Lab Sample ID:</b> C16941-9	<b>Date Received:</b> 07/12/11
<b>Matrix:</b> SO - Soil	<b>Percent Solids:</b> n/a <sup>a</sup>
<b>Project:</b> Romic Soil Investigation(Romic EPA) - 2081 Bay Road, East Palo Alto, CA	

### Metals Analysis

Analyte	Result	RL	Units	DF	Prep	Analyzed By	Method	Prep Method
Cadmium	< 0.96	0.96	mg/kg	1	07/13/11	07/14/11 DQ	SW846 6010B <sup>1</sup>	SW846 3050B <sup>2</sup>
Chromium	38.6	0.96	mg/kg	1	07/13/11	07/14/11 DQ	SW846 6010B <sup>1</sup>	SW846 3050B <sup>2</sup>
Lead	5.0	1.9	mg/kg	1	07/13/11	07/14/11 DQ	SW846 6010B <sup>1</sup>	SW846 3050B <sup>2</sup>

(1) Instrument QC Batch: MA1981

(2) Prep QC Batch: MP3696

(a) All results reported on wet weight basis.

RL = Reporting Limit

## Report of Analysis

<b>Client Sample ID:</b>	BB2-1.5	<b>Date Sampled:</b>	07/11/11
<b>Lab Sample ID:</b>	C16941-10	<b>Date Received:</b>	07/12/11
<b>Matrix:</b>	SO - Soil	<b>Percent Solids:</b>	n/a <sup>a</sup>
<b>Method:</b>	SW846 8260B	<b>Project:</b> Romic Soil Investigation(Romic EPA) - 2081 Bay Road, East Palo Alto, CA	

Run #	File ID	DF	Analyzed	By	Prep Date	Prep Batch	Analytical Batch
Run #1	M25750.D	1	07/20/11	TN	n/a	n/a	VM821
Run #2							

Run #	Initial Weight
Run #1	5.32 g
Run #2	

## VOA 8260 List

CAS No.	Compound	Result	RL	MDL	Units	Q
67-64-1	Acetone	ND	94	19	ug/kg	
71-43-2	Benzene	ND	4.7	1.4	ug/kg	
108-86-1	Bromobenzene	ND	4.7	1.4	ug/kg	
74-97-5	Bromochloromethane	ND	4.7	1.4	ug/kg	
75-27-4	Bromodichloromethane	ND	4.7	0.94	ug/kg	
75-25-2	Bromoform	ND	4.7	0.94	ug/kg	
104-51-8	n-Butylbenzene	ND	4.7	1.4	ug/kg	
135-98-8	sec-Butylbenzene	ND	4.7	1.4	ug/kg	
98-06-6	tert-Butylbenzene	ND	4.7	1.4	ug/kg	
108-90-7	Chlorobenzene	ND	4.7	1.4	ug/kg	
75-00-3	Chloroethane	ND	4.7	1.4	ug/kg	
67-66-3	Chloroform	ND	4.7	1.4	ug/kg	
95-49-8	o-Chlorotoluene	ND	4.7	1.4	ug/kg	
106-43-4	p-Chlorotoluene	ND	4.7	1.4	ug/kg	
56-23-5	Carbon tetrachloride	ND	4.7	0.94	ug/kg	
75-34-3	1,1-Dichloroethane	ND	4.7	0.94	ug/kg	
75-35-4	1,1-Dichloroethylene	ND	4.7	1.4	ug/kg	
563-58-6	1,1-Dichloropropene	ND	4.7	1.4	ug/kg	
96-12-8	1,2-Dibromo-3-chloropropane	ND	4.7	0.94	ug/kg	
106-93-4	1,2-Dibromoethane	ND	4.7	0.94	ug/kg	
107-06-2	1,2-Dichloroethane	ND	4.7	1.4	ug/kg	
78-87-5	1,2-Dichloropropane	ND	4.7	1.4	ug/kg	
142-28-9	1,3-Dichloropropane	ND	4.7	1.4	ug/kg	
108-20-3	Di-Isopropyl ether	ND	4.7	1.4	ug/kg	
594-20-7	2,2-Dichloropropane	ND	4.7	1.4	ug/kg	
124-48-1	Dibromochloromethane	ND	4.7	0.94	ug/kg	
75-71-8	Dichlorodifluoromethane	ND	4.7	0.94	ug/kg	
156-59-2	cis-1,2-Dichloroethylene	ND	4.7	1.4	ug/kg	
10061-01-5	cis-1,3-Dichloropropene	ND	4.7	1.4	ug/kg	
541-73-1	m-Dichlorobenzene	ND	4.7	1.4	ug/kg	
95-50-1	o-Dichlorobenzene	ND	4.7	1.4	ug/kg	
106-46-7	p-Dichlorobenzene	ND	4.7	1.4	ug/kg	

ND = Not detected MDL - Method Detection Limit

RL = Reporting Limit

E = Indicates value exceeds calibration range

J = Indicates an estimated value

B = Indicates analyte found in associated method blank

N = Indicates presumptive evidence of a compound



## Report of Analysis

<b>Client Sample ID:</b>	BB2-1.5	<b>Date Sampled:</b>	07/11/11
<b>Lab Sample ID:</b>	C16941-10	<b>Date Received:</b>	07/12/11
<b>Matrix:</b>	SO - Soil	<b>Percent Solids:</b>	n/a <sup>a</sup>
<b>Method:</b>	SW846 8260B		
<b>Project:</b>	Romic Soil Investigation(Romic EPA) - 2081 Bay Road,East Palo Alto,CA		

## VOA 8260 List

CAS No.	Compound	Result	RL	MDL	Units	Q
156-60-5	trans-1,2-Dichloroethylene	ND	4.7	1.4	ug/kg	
10061-02-6	trans-1,3-Dichloropropene	ND	4.7	1.4	ug/kg	
100-41-4	Ethylbenzene	ND	4.7	1.4	ug/kg	
637-92-3	Ethyl tert-Butyl Ether	ND	4.7	1.4	ug/kg	
591-78-6	2-Hexanone	ND	38	4.7	ug/kg	
87-68-3	Hexachlorobutadiene	ND	4.7	0.94	ug/kg	
98-82-8	Isopropylbenzene	ND	4.7	1.4	ug/kg	
99-87-6	p-Isopropyltoluene	ND	4.7	1.4	ug/kg	
108-10-1	4-Methyl-2-pentanone	ND	38	14	ug/kg	
74-83-9	Methyl bromide	ND	4.7	2.3	ug/kg	
74-87-3	Methyl chloride	ND	4.7	1.4	ug/kg	
74-95-3	Methylene bromide	ND	4.7	2.3	ug/kg	
75-09-2	Methylene chloride	ND	23	15	ug/kg	
78-93-3	Methyl ethyl ketone	ND	38	11	ug/kg	
1634-04-4	Methyl Tert Butyl Ether	ND	4.7	0.94	ug/kg	
91-20-3	Naphthalene	ND	4.7	1.4	ug/kg	
103-65-1	n-Propylbenzene	ND	4.7	1.4	ug/kg	
100-42-5	Styrene	ND	4.7	0.94	ug/kg	
994-05-8	Tert-Amyl Methyl Ether	ND	4.7	1.1	ug/kg	
75-65-0	Tert Butyl Alcohol	ND	38	9.4	ug/kg	
630-20-6	1,1,1,2-Tetrachloroethane	ND	4.7	0.94	ug/kg	
71-55-6	1,1,1-Trichloroethane	ND	4.7	1.4	ug/kg	
79-34-5	1,1,2,2-Tetrachloroethane	ND	4.7	0.94	ug/kg	
79-00-5	1,1,2-Trichloroethane	ND	4.7	0.94	ug/kg	
87-61-6	1,2,3-Trichlorobenzene	ND	4.7	1.4	ug/kg	
96-18-4	1,2,3-Trichloropropane	ND	4.7	1.4	ug/kg	
120-82-1	1,2,4-Trichlorobenzene	ND	4.7	1.4	ug/kg	
95-63-6	1,2,4-Trimethylbenzene	ND	4.7	1.4	ug/kg	
108-67-8	1,3,5-Trimethylbenzene	ND	4.7	1.4	ug/kg	
127-18-4	Tetrachloroethylene	ND	4.7	3.3	ug/kg	
108-88-3	Toluene	ND	4.7	1.4	ug/kg	
79-01-6	Trichloroethylene	5.9	4.7	0.94	ug/kg	
75-69-4	Trichlorofluoromethane	ND	4.7	1.1	ug/kg	
75-01-4	Vinyl chloride	ND	4.7	2.3	ug/kg	
1330-20-7	Xylene (total)	ND	9.4	3.8	ug/kg	

CAS No.	Surrogate Recoveries	Run# 1	Run# 2	Limits
1868-53-7	Dibromofluoromethane	113%		60-130%
2037-26-5	Toluene-D8	100%		60-130%

ND = Not detected MDL - Method Detection Limit

RL = Reporting Limit

E = Indicates value exceeds calibration range

J = Indicates an estimated value

B = Indicates analyte found in associated method blank

N = Indicates presumptive evidence of a compound

## Report of Analysis

<b>Client Sample ID:</b> BB2-1.5		<b>Date Sampled:</b> 07/11/11
<b>Lab Sample ID:</b> C16941-10		<b>Date Received:</b> 07/12/11
<b>Matrix:</b> SO - Soil		<b>Percent Solids:</b> n/a <sup>a</sup>
<b>Method:</b> SW846 8260B		
<b>Project:</b> Romic Soil Investigation(Romic EPA) - 2081 Bay Road, East Palo Alto, CA		

**VOA 8260 List**

CAS No.	Surrogate Recoveries	Run# 1	Run# 2	Limits
460-00-4	4-Bromofluorobenzene	109%		60-130%

(a) All results reported on wet weight basis.

ND = Not detected      MDL - Method Detection Limit  
 RL = Reporting Limit  
 E = Indicates value exceeds calibration range

J = Indicates an estimated value  
 B = Indicates analyte found in associated method blank  
 N = Indicates presumptive evidence of a compound

## Report of Analysis

<b>Client Sample ID:</b>	BB2-1.5	<b>Date Sampled:</b>	07/11/11
<b>Lab Sample ID:</b>	C16941-10	<b>Date Received:</b>	07/12/11
<b>Matrix:</b>	SO - Soil	<b>Percent Solids:</b>	n/a <sup>a</sup>
<b>Method:</b>	SW846 8270C SW846 3550B	<b>Project:</b> Romic Soil Investigation(Romic EPA) - 2081 Bay Road, East Palo Alto, CA	

Run #	File ID	DF	Analyzed	By	Prep Date	Prep Batch	Analytical Batch
Run #1 <sup>b</sup>	Y8792.D	10	07/13/11	MT	07/12/11	OP4211	EY420
Run #2							

Run #	Initial Weight	Final Volume
Run #1	10.2 g	1.0 ml
Run #2		

## ABN Full List

CAS No.	Compound	Result	RL	MDL	Units	Q
65-85-0	Benzoic acid	ND	9800	8700	ug/kg	
95-57-8	2-Chlorophenol	ND	9800	6700	ug/kg	
59-50-7	4-Chloro-3-methyl phenol	ND	4900	4100	ug/kg	
120-83-2	2,4-Dichlorophenol	ND	4900	1400	ug/kg	
105-67-9	2,4-Dimethylphenol	ND	4900	1500	ug/kg	
51-28-5	2,4-Dinitrophenol	ND	25000	8300	ug/kg	
534-52-1	4,6-Dinitro-o-cresol	ND	20000	10000	ug/kg	
95-48-7	2-Methylphenol	ND	4900	1700	ug/kg	
	3&4-Methylphenol	ND	4900	1500	ug/kg	
88-75-5	2-Nitrophenol	ND	4900	1300	ug/kg	
100-02-7	4-Nitrophenol	ND	20000	12000	ug/kg	
87-86-5	Pentachlorophenol	ND	4900	4100	ug/kg	
108-95-2	Phenol	ND	20000	13000	ug/kg	
95-95-4	2,4,5-Trichlorophenol	ND	4900	1200	ug/kg	
88-06-2	2,4,6-Trichlorophenol	ND	4900	1600	ug/kg	
83-32-9	Acenaphthene	ND	9800	4900	ug/kg	
208-96-8	Acenaphthylene	ND	4900	2000	ug/kg	
62-53-3	Aniline	ND	4900	1400	ug/kg	
120-12-7	Anthracene	ND	4900	980	ug/kg	
103-33-3	Azobenzene	ND	4900	1700	ug/kg	
92-87-5	Benzidine	ND	25000	7200	ug/kg	
56-55-3	Benzo(a)anthracene	ND	4900	690	ug/kg	
50-32-8	Benzo(a)pyrene	ND	4900	880	ug/kg	
205-99-2	Benzo(b)fluoranthene	ND	4900	590	ug/kg	
191-24-2	Benzo(g,h,i)perylene	ND	4900	1500	ug/kg	
207-08-9	Benzo(k)fluoranthene	ND	4900	1200	ug/kg	
101-55-3	4-Bromophenyl phenyl ether	ND	4900	1500	ug/kg	
85-68-7	Butyl benzyl phthalate	ND	4900	1100	ug/kg	
100-51-6	Benzyl Alcohol	ND	9800	1600	ug/kg	
91-58-7	2-Chloronaphthalene	ND	4900	1800	ug/kg	
106-47-8	4-Chloroaniline	ND	4900	1400	ug/kg	
86-74-8	Carbazole	ND	4900	780	ug/kg	

ND = Not detected MDL - Method Detection Limit

RL = Reporting Limit

E = Indicates value exceeds calibration range

J = Indicates an estimated value

B = Indicates analyte found in associated method blank

N = Indicates presumptive evidence of a compound

## Report of Analysis

<b>Client Sample ID:</b>	BB2-1.5	<b>Date Sampled:</b>	07/11/11
<b>Lab Sample ID:</b>	C16941-10	<b>Date Received:</b>	07/12/11
<b>Matrix:</b>	SO - Soil	<b>Percent Solids:</b>	n/a <sup>a</sup>
<b>Method:</b>	SW846 8270C SW846 3550B		
<b>Project:</b>	Romic Soil Investigation(Romic EPA) - 2081 Bay Road,East Palo Alto,CA		

## ABN Full List

CAS No.	Compound	Result	RL	MDL	Units	Q
218-01-9	Chrysene	ND	4900	980	ug/kg	
111-91-1	bis(2-Chloroethoxy)methane	ND	4900	1800	ug/kg	
111-44-4	bis(2-Chloroethyl)ether	ND	4900	2300	ug/kg	
108-60-1	bis(2-Chloroisopropyl)ether	ND	4900	2600	ug/kg	
7005-72-3	4-Chlorophenyl phenyl ether	ND	4900	1900	ug/kg	
95-50-1	1,2-Dichlorobenzene	ND	4900	1600	ug/kg	
541-73-1	1,3-Dichlorobenzene	ND	4900	1500	ug/kg	
106-46-7	1,4-Dichlorobenzene	ND	4900	4100	ug/kg	
121-14-2	2,4-Dinitrotoluene	ND	4900	4500	ug/kg	
606-20-2	2,6-Dinitrotoluene	ND	9800	3100	ug/kg	
91-94-1	3,3'-Dichlorobenzidine	ND	25000	1400	ug/kg	
53-70-3	Dibenzo(a,h)anthracene	ND	4900	1300	ug/kg	
132-64-9	Dibenzofuran	ND	4900	1600	ug/kg	
122-39-4	Diphenylamine	ND	4900	1200	ug/kg	
84-74-2	Di-n-butyl phthalate	ND	4900	980	ug/kg	
117-84-0	Di-n-octyl phthalate	3130	4900	1300	ug/kg	J
84-66-2	Diethyl phthalate	ND	4900	1700	ug/kg	
131-11-3	Dimethyl phthalate	ND	4900	1800	ug/kg	
117-81-7	bis(2-Ethylhexyl)phthalate	ND	4900	2200	ug/kg	
206-44-0	Fluoranthene	ND	4900	980	ug/kg	
86-73-7	Fluorene	ND	4900	1800	ug/kg	
118-74-1	Hexachlorobenzene	ND	4900	1300	ug/kg	
87-68-3	Hexachlorobutadiene	ND	4900	1900	ug/kg	
77-47-4	Hexachlorocyclopentadiene	ND	4900	1400	ug/kg	
67-72-1	Hexachloroethane	ND	4900	1600	ug/kg	
193-39-5	Indeno(1,2,3-cd)pyrene	ND	4900	1400	ug/kg	
78-59-1	Isophorone	ND	4900	1700	ug/kg	
90-12-0	1-Methylnaphthalene	ND	4900	1600	ug/kg	
91-57-6	2-Methylnaphthalene	ND	4900	1600	ug/kg	
88-74-4	2-Nitroaniline	ND	4900	1200	ug/kg	
99-09-2	3-Nitroaniline	ND	4900	1200	ug/kg	
100-01-6	4-Nitroaniline	ND	4900	2900	ug/kg	
91-20-3	Naphthalene	ND	4900	1700	ug/kg	
98-95-3	Nitrobenzene	ND	4900	1600	ug/kg	
62-75-9	N-Nitrosodimethylamine	ND	49000	22000	ug/kg	
621-64-7	N-Nitroso-di-n-propylamine	ND	9800	5400	ug/kg	
85-01-8	Phenanthrene	ND	4900	1100	ug/kg	
129-00-0	Pyrene	ND	9800	6700	ug/kg	
110-86-1	Pyridine	ND	20000	2200	ug/kg	
120-82-1	1,2,4-Trichlorobenzene	ND	4900	3300	ug/kg	

ND = Not detected MDL - Method Detection Limit

RL = Reporting Limit

E = Indicates value exceeds calibration range

J = Indicates an estimated value

B = Indicates analyte found in associated method blank

N = Indicates presumptive evidence of a compound

## Report of Analysis

<b>Client Sample ID:</b>	BB2-1.5	<b>Date Sampled:</b>	07/11/11
<b>Lab Sample ID:</b>	C16941-10	<b>Date Received:</b>	07/12/11
<b>Matrix:</b>	SO - Soil	<b>Percent Solids:</b>	n/a <sup>a</sup>
<b>Method:</b>	SW846 8270C SW846 3550B	<b>Project:</b> Romic Soil Investigation(Romic EPA) - 2081 Bay Road, East Palo Alto, CA	

### ABN Full List

CAS No.	Surrogate Recoveries	Run# 1	Run# 2	Limits
367-12-4	2-Fluorophenol	67%		20-100%
4165-62-2	Phenol-d5	80%		20-100%
118-79-6	2,4,6-Tribromophenol	99%		30-100%
4165-60-0	Nitrobenzene-d5	68%		20-100%
321-60-8	2-Fluorobiphenyl	80%		20-106%
1718-51-0	Terphenyl-d14	119%		55-130%

(a) All results reported on wet weight basis.

(b) Dilution required due to matrix interference; extract was viscous and non-target Hydrocarbons.

ND = Not detected      MDL - Method Detection Limit  
 RL = Reporting Limit  
 E = Indicates value exceeds calibration range

J = Indicates an estimated value  
 B = Indicates analyte found in associated method blank  
 N = Indicates presumptive evidence of a compound

## Report of Analysis

<b>Client Sample ID:</b>	BB2-1.5	<b>Date Sampled:</b>	07/11/11
<b>Lab Sample ID:</b>	C16941-10	<b>Date Received:</b>	07/12/11
<b>Matrix:</b>	SO - Soil	<b>Percent Solids:</b>	n/a <sup>a</sup>
<b>Method:</b>	SW846 8015B	<b>Project:</b> Romic Soil Investigation(Romic EPA) - 2081 Bay Road,East Palo Alto,CA	

	File ID	DF	Analyzed	By	Prep Date	Prep Batch	Analytical Batch
Run #1	JK21050.D	1	07/19/11	TT	n/a	n/a	GJK872
Run #2							

	Initial Weight
Run #1	5.23 g
Run #2	

## TPH Volatiles

CAS No.	Compound	Result	RL	MDL	Units	Q
	TPH-GRO (C6-C10)	ND	0.096	0.048	mg/kg	
CAS No.	Surrogate Recoveries	Run# 1	Run# 2	Limits		
98-08-8	aaa-Trifluorotoluene	91%		60-157%		

(a) All results reported on wet weight basis.

ND = Not detected      MDL - Method Detection Limit  
 RL = Reporting Limit  
 E = Indicates value exceeds calibration range

J = Indicates an estimated value  
 B = Indicates analyte found in associated method blank  
 N = Indicates presumptive evidence of a compound

## Report of Analysis

<b>Client Sample ID:</b>	BB2-1.5	<b>Date Sampled:</b>	07/11/11
<b>Lab Sample ID:</b>	C16941-10	<b>Date Received:</b>	07/12/11
<b>Matrix:</b>	SO - Soil	<b>Percent Solids:</b>	n/a <sup>a</sup>
<b>Method:</b>	SW846 8081A SW846 3545A	<b>Project:</b> Romic Soil Investigation(Romic EPA) - 2081 Bay Road, East Palo Alto, CA	

Run #	File ID	DF	Analyzed	By	Prep Date	Prep Batch	Analytical Batch
Run #1 <sup>b</sup>	OO22666.D	80	07/24/11	RV	07/15/11	OP4230	G00726
Run #2							

Run #	Initial Weight	Final Volume
Run #1	10.0 g	10.0 ml
Run #2		

## Pesticide PPL List

CAS No.	Compound	Result	RL	MDL	Units	Q
309-00-2	Aldrin	ND	2000	800	ug/kg	
319-84-6	alpha-BHC	ND	2000	880	ug/kg	
319-85-7	beta-BHC	ND	2000	280	ug/kg	
319-86-8	delta-BHC	ND	2000	280	ug/kg	
58-89-9	gamma-BHC (Lindane)	ND	2000	600	ug/kg	
12789-03-6	Chlordane	ND	8000	8000	ug/kg	
60-57-1	Dieldrin	ND	2000	240	ug/kg	
72-54-8	4,4' -DDD	ND	2000	280	ug/kg	
72-55-9	4,4' -DDE	ND	2000	240	ug/kg	
50-29-3	4,4' -DDT <sup>c</sup>	ND	2000	240	ug/kg	
72-20-8	Endrin	ND	2000	240	ug/kg	
7421-93-4	Endrin aldehyde	ND	2000	480	ug/kg	
959-98-8	Endosulfan-I	ND	2000	280	ug/kg	
33213-65-9	Endosulfan-II	ND	2000	280	ug/kg	
1031-07-8	Endosulfan sulfate	ND	2000	640	ug/kg	
76-44-8	Heptachlor	ND	2000	480	ug/kg	
1024-57-3	Heptachlor epoxide	ND	2000	320	ug/kg	
72-43-5	Methoxychlor	ND	2000	280	ug/kg	
8001-35-2	Toxaphene	ND	8000	8000	ug/kg	

CAS No.	Surrogate Recoveries	Run# 1	Run# 2	Limits
877-09-8	Tetrachloro-m-xylene	79%		35-132%
877-09-8	Tetrachloro-m-xylene	129%		35-132%
2051-24-3	Decachlorobiphenyl	99%		35-132%
2051-24-3	Decachlorobiphenyl	99%		35-132%

(a) All results reported on wet weight basis.

(b) Reporting limits raised due to high concentration of PCB (Aroclor 1260) and non-target Hydrocarbons.

(c) Result from signal#2.

ND = Not detected MDL - Method Detection Limit

RL = Reporting Limit

E = Indicates value exceeds calibration range

J = Indicates an estimated value

B = Indicates analyte found in associated method blank

N = Indicates presumptive evidence of a compound

## Report of Analysis

<b>Client Sample ID:</b>	BB2-1.5	<b>Date Sampled:</b>	07/11/11
<b>Lab Sample ID:</b>	C16941-10	<b>Date Received:</b>	07/12/11
<b>Matrix:</b>	SO - Soil	<b>Percent Solids:</b>	n/a <sup>a</sup>
<b>Method:</b>	SW846 8082 SW846 3545A	<b>Project:</b> Romic Soil Investigation(Romic EPA) - 2081 Bay Road, East Palo Alto, CA	

Run #1	File ID	DF	Analyzed	By	Prep Date	Prep Batch	Analytical Batch
Run #1	PP20043.D	1	07/17/11	RV	07/15/11	OP4231	GPP685
Run #2							

Run #1	Initial Weight	Final Volume
Run #1	10.0 g	10.0 ml
Run #2		

## PCB List

CAS No.	Compound	Result	RL	MDL	Units	Q
12674-11-2	Aroclor 1016	ND	100	17	ug/kg	
11104-28-2	Aroclor 1221	ND	100	50	ug/kg	
11141-16-5	Aroclor 1232	ND	100	50	ug/kg	
53469-21-9	Aroclor 1242	ND	100	50	ug/kg	
12672-29-6	Aroclor 1248 <sup>b</sup>	471	100	50	ug/kg	
11097-69-1	Aroclor 1254	317	100	50	ug/kg	
11096-82-5	Aroclor 1260 <sup>b</sup>	177	100	20	ug/kg	

CAS No.	Surrogate Recoveries	Run# 1	Run# 2	Limits
877-09-8	Tetrachloro-m-xylene	63%		45-108%
877-09-8	Tetrachloro-m-xylene	58%		45-108%
2051-24-3	Decachlorobiphenyl	98%		54-121%
2051-24-3	Decachlorobiphenyl	77%		54-121%

(a) All results reported on wet weight basis.

(b) Estimated value due to the presence of multiple overlapping Aroclor patterns.

ND = Not detected      MDL - Method Detection Limit  
 RL = Reporting Limit  
 E = Indicates value exceeds calibration range

J = Indicates an estimated value  
 B = Indicates analyte found in associated method blank  
 N = Indicates presumptive evidence of a compound



## Report of Analysis

Page 1 of 1

<b>Client Sample ID:</b>	BB2-1.5	<b>Date Sampled:</b>	07/11/11
<b>Lab Sample ID:</b>	C16941-10	<b>Date Received:</b>	07/12/11
<b>Matrix:</b>	SO - Soil	<b>Percent Solids:</b>	n/a <sup>a</sup>
<b>Method:</b>	SW846 8015B M SW846 3545A	<b>Project:</b> Romic Soil Investigation(Romic EPA) - 2081 Bay Road, East Palo Alto, CA	

	File ID	DF	Analyzed	By	Prep Date	Prep Batch	Analytical Batch
Run #1	HH15160.D	10	07/17/11	JH	07/14/11	OP4224	GHH522
Run #2							

	Initial Weight	Final Volume
Run #1	10.0 g	1.0 ml
Run #2		

## TPH Extractable w/ Silica Gel Cleanup

CAS No.	Compound	Result	RL	MDL	Units	Q
	TPH (C10-C28)	133	100	50	mg/kg	
	TPH (> C28-C40)	491	200	100	mg/kg	

CAS No.	Surrogate Recoveries	Run# 1	Run# 2	Limits
630-01-3	Hexacosane	74%		45-140%

(a) All results reported on wet weight basis.

ND = Not detected      MDL - Method Detection Limit  
 RL = Reporting Limit  
 E = Indicates value exceeds calibration range

J = Indicates an estimated value  
 B = Indicates analyte found in associated method blank  
 N = Indicates presumptive evidence of a compound

## Report of Analysis

<b>Client Sample ID:</b>	BB2-1.5	<b>Date Sampled:</b>	07/11/11
<b>Lab Sample ID:</b>	C16941-10	<b>Date Received:</b>	07/12/11
<b>Matrix:</b>	SO - Soil	<b>Percent Solids:</b>	n/a <sup>a</sup>
<b>Project:</b>	Romic Soil Investigation(Romic EPA) - 2081 Bay Road,East Palo Alto,CA		

## Metals Analysis

Analyte	Result	RL	Units	DF	Prep	Analyzed By	Method	Prep Method
Antimony	3.3	1.8	mg/kg	1	07/13/11	07/15/11	DQ SW846 6010B <sup>1</sup>	SW846 3050B <sup>4</sup>
Arsenic	6.2	1.8	mg/kg	1	07/13/11	07/15/11	DQ SW846 6010B <sup>1</sup>	SW846 3050B <sup>4</sup>
Barium	167	18	mg/kg	1	07/13/11	07/15/11	DQ SW846 6010B <sup>1</sup>	SW846 3050B <sup>4</sup>
Beryllium	< 0.92	0.92	mg/kg	1	07/13/11	07/15/11	DQ SW846 6010B <sup>1</sup>	SW846 3050B <sup>4</sup>
Cadmium	21.2	0.92	mg/kg	1	07/13/11	07/15/11	DQ SW846 6010B <sup>1</sup>	SW846 3050B <sup>4</sup>
Chromium	87.1	0.92	mg/kg	1	07/13/11	07/15/11	DQ SW846 6010B <sup>1</sup>	SW846 3050B <sup>4</sup>
Cobalt	14.2	0.92	mg/kg	1	07/13/11	07/15/11	DQ SW846 6010B <sup>1</sup>	SW846 3050B <sup>4</sup>
Copper	86.0	2.3	mg/kg	1	07/13/11	07/15/11	DQ SW846 6010B <sup>1</sup>	SW846 3050B <sup>4</sup>
Lead	38.4	1.8	mg/kg	1	07/13/11	07/15/11	DQ SW846 6010B <sup>1</sup>	SW846 3050B <sup>4</sup>
Mercury	0.11	0.038	mg/kg	1	07/13/11	07/14/11	RW SW846 7471A <sup>2</sup>	SW846 7471A <sup>5</sup>
Molybdenum	< 1.8	1.8	mg/kg	1	07/13/11	07/15/11	DQ SW846 6010B <sup>1</sup>	SW846 3050B <sup>4</sup>
Nickel	50.5	0.92	mg/kg	1	07/13/11	07/15/11	DQ SW846 6010B <sup>1</sup>	SW846 3050B <sup>4</sup>
Selenium	< 1.8	1.8	mg/kg	1	07/13/11	07/15/11	DQ SW846 6010B <sup>1</sup>	SW846 3050B <sup>4</sup>
Silver	< 0.92	0.92	mg/kg	1	07/13/11	07/15/11	DQ SW846 6010B <sup>1</sup>	SW846 3050B <sup>4</sup>
Thallium	< 3.7	3.7	mg/kg	2	07/13/11	07/15/11	DQ SW846 6010B <sup>3</sup>	SW846 3050B <sup>4</sup>
Vanadium	78.6	0.92	mg/kg	1	07/13/11	07/15/11	DQ SW846 6010B <sup>1</sup>	SW846 3050B <sup>4</sup>
Zinc	113	1.8	mg/kg	1	07/13/11	07/15/11	DQ SW846 6010B <sup>1</sup>	SW846 3050B <sup>4</sup>

(1) Instrument QC Batch: MA1981

(2) Instrument QC Batch: MA1983

(3) Instrument QC Batch: MA1987

(4) Prep QC Batch: MP3696

(5) Prep QC Batch: MP3699

(a) All results reported on wet weight basis.

RL = Reporting Limit

## Report of Analysis

<b>Client Sample ID:</b>	BB2-1.5	<b>Date Sampled:</b>	07/11/11
<b>Lab Sample ID:</b>	C16941-10A	<b>Date Received:</b>	07/12/11
<b>Matrix:</b>	SO - Soil	<b>Percent Solids:</b>	n/a <sup>a</sup>
<b>Method:</b>	SW846 8260B	<b>Project:</b> Romic Soil Investigation(Romic EPA) - 2081 Bay Road, East Palo Alto, CA	

Run #	File ID	DF	Analyzed	By	Prep Date	Prep Batch	Analytical Batch
Run #1	M25788.D	1	07/21/11	TN	n/a	n/a	VM822
Run #2							

Run #	Initial Weight
Run #1	4.19 g
Run #2	

## VOA 8260 List

CAS No.	Compound	Result	RL	MDL	Units	Q
67-64-1	Acetone	ND	120	24	ug/kg	
71-43-2	Benzene	ND	6.0	1.8	ug/kg	
108-86-1	Bromobenzene	ND	6.0	1.8	ug/kg	
74-97-5	Bromochloromethane	ND	6.0	1.8	ug/kg	
75-27-4	Bromodichloromethane	ND	6.0	1.2	ug/kg	
75-25-2	Bromoform	ND	6.0	1.2	ug/kg	
104-51-8	n-Butylbenzene	ND	6.0	1.8	ug/kg	
135-98-8	sec-Butylbenzene	ND	6.0	1.8	ug/kg	
98-06-6	tert-Butylbenzene	ND	6.0	1.8	ug/kg	
108-90-7	Chlorobenzene	ND	6.0	1.8	ug/kg	
75-00-3	Chloroethane	ND	6.0	1.8	ug/kg	
67-66-3	Chloroform	ND	6.0	1.8	ug/kg	
95-49-8	o-Chlorotoluene	ND	6.0	1.8	ug/kg	
106-43-4	p-Chlorotoluene	ND	6.0	1.8	ug/kg	
56-23-5	Carbon tetrachloride	ND	6.0	1.2	ug/kg	
75-34-3	1,1-Dichloroethane	ND	6.0	1.2	ug/kg	
75-35-4	1,1-Dichloroethylene	ND	6.0	1.8	ug/kg	
563-58-6	1,1-Dichloropropene	ND	6.0	1.8	ug/kg	
96-12-8	1,2-Dibromo-3-chloropropane	ND	6.0	1.2	ug/kg	
106-93-4	1,2-Dibromoethane	ND	6.0	1.2	ug/kg	
107-06-2	1,2-Dichloroethane	ND	6.0	1.8	ug/kg	
78-87-5	1,2-Dichloropropane	ND	6.0	1.8	ug/kg	
142-28-9	1,3-Dichloropropane	ND	6.0	1.8	ug/kg	
108-20-3	Di-Isopropyl ether	ND	6.0	1.8	ug/kg	
594-20-7	2,2-Dichloropropane	ND	6.0	1.8	ug/kg	
124-48-1	Dibromochloromethane	ND	6.0	1.2	ug/kg	
75-71-8	Dichlorodifluoromethane	ND	6.0	1.2	ug/kg	
156-59-2	cis-1,2-Dichloroethylene	ND	6.0	1.8	ug/kg	
10061-01-5	cis-1,3-Dichloropropene	ND	6.0	1.8	ug/kg	
541-73-1	m-Dichlorobenzene	ND	6.0	1.8	ug/kg	
95-50-1	o-Dichlorobenzene	ND	6.0	1.8	ug/kg	
106-46-7	p-Dichlorobenzene	ND	6.0	1.8	ug/kg	

ND = Not detected MDL - Method Detection Limit

RL = Reporting Limit

E = Indicates value exceeds calibration range

J = Indicates an estimated value

B = Indicates analyte found in associated method blank

N = Indicates presumptive evidence of a compound

## Report of Analysis

<b>Client Sample ID:</b>	BB2-1.5	<b>Date Sampled:</b>	07/11/11
<b>Lab Sample ID:</b>	C16941-10A	<b>Date Received:</b>	07/12/11
<b>Matrix:</b>	SO - Soil	<b>Percent Solids:</b>	n/a <sup>a</sup>
<b>Method:</b>	SW846 8260B	<b>Project:</b> Romic Soil Investigation(Romic EPA) - 2081 Bay Road,East Palo Alto,CA	

## VOA 8260 List

CAS No.	Compound	Result	RL	MDL	Units	Q
156-60-5	trans-1,2-Dichloroethylene	ND	6.0	1.8	ug/kg	
10061-02-6	trans-1,3-Dichloropropene	ND	6.0	1.8	ug/kg	
100-41-4	Ethylbenzene	ND	6.0	1.8	ug/kg	
637-92-3	Ethyl tert-Butyl Ether	ND	6.0	1.8	ug/kg	
591-78-6	2-Hexanone	ND	48	6.0	ug/kg	
87-68-3	Hexachlorobutadiene	ND	6.0	1.2	ug/kg	
98-82-8	Isopropylbenzene	ND	6.0	1.8	ug/kg	
99-87-6	p-Isopropyltoluene	ND	6.0	1.8	ug/kg	
108-10-1	4-Methyl-2-pentanone	ND	48	18	ug/kg	
74-83-9	Methyl bromide	ND	6.0	3.0	ug/kg	
74-87-3	Methyl chloride	ND	6.0	1.8	ug/kg	
74-95-3	Methylene bromide	ND	6.0	3.0	ug/kg	
75-09-2	Methylene chloride	ND	30	19	ug/kg	
78-93-3	Methyl ethyl ketone	ND	48	14	ug/kg	
1634-04-4	Methyl Tert Butyl Ether	ND	6.0	1.2	ug/kg	
91-20-3	Naphthalene	ND	6.0	1.8	ug/kg	
103-65-1	n-Propylbenzene	ND	6.0	1.8	ug/kg	
100-42-5	Styrene	ND	6.0	1.2	ug/kg	
994-05-8	Tert-Amyl Methyl Ether	ND	6.0	1.4	ug/kg	
75-65-0	Tert Butyl Alcohol	ND	48	12	ug/kg	
630-20-6	1,1,1,2-Tetrachloroethane	ND	6.0	1.2	ug/kg	
71-55-6	1,1,1-Trichloroethane	ND	6.0	1.8	ug/kg	
79-34-5	1,1,2,2-Tetrachloroethane	ND	6.0	1.2	ug/kg	
79-00-5	1,1,2-Trichloroethane	ND	6.0	1.2	ug/kg	
87-61-6	1,2,3-Trichlorobenzene	ND	6.0	1.8	ug/kg	
96-18-4	1,2,3-Trichloropropane	ND	6.0	1.8	ug/kg	
120-82-1	1,2,4-Trichlorobenzene	ND	6.0	1.8	ug/kg	
95-63-6	1,2,4-Trimethylbenzene	ND	6.0	1.8	ug/kg	
108-67-8	1,3,5-Trimethylbenzene	ND	6.0	1.8	ug/kg	
127-18-4	Tetrachloroethylene	ND	6.0	4.2	ug/kg	
108-88-3	Toluene	ND	6.0	1.8	ug/kg	
79-01-6	Trichloroethylene	5.7	6.0	1.2	ug/kg	J
75-69-4	Trichlorofluoromethane	ND	6.0	1.4	ug/kg	
75-01-4	Vinyl chloride	ND	6.0	3.0	ug/kg	
1330-20-7	Xylene (total)	ND	12	4.8	ug/kg	

CAS No.	Surrogate Recoveries	Run# 1	Run# 2	Limits
1868-53-7	Dibromofluoromethane	101%		60-130%
2037-26-5	Toluene-D8	98%		60-130%

ND = Not detected MDL - Method Detection Limit

RL = Reporting Limit

E = Indicates value exceeds calibration range

J = Indicates an estimated value

B = Indicates analyte found in associated method blank

N = Indicates presumptive evidence of a compound

## Report of Analysis

<b>Client Sample ID:</b> BB2-1.5		<b>Date Sampled:</b> 07/11/11
<b>Lab Sample ID:</b> C16941-10A		<b>Date Received:</b> 07/12/11
<b>Matrix:</b> SO - Soil		<b>Percent Solids:</b> n/a <sup>a</sup>
<b>Method:</b> SW846 8260B		
<b>Project:</b> Romic Soil Investigation(Romic EPA) - 2081 Bay Road, East Palo Alto, CA		

**VOA 8260 List**

CAS No.	Surrogate Recoveries	Run# 1	Run# 2	Limits
460-00-4	4-Bromofluorobenzene	104%		60-130%

(a) All results reported on wet weight basis.

ND = Not detected      MDL - Method Detection Limit  
 RL = Reporting Limit  
 E = Indicates value exceeds calibration range

J = Indicates an estimated value  
 B = Indicates analyte found in associated method blank  
 N = Indicates presumptive evidence of a compound

## Report of Analysis

<b>Client Sample ID:</b>	BB2-1.5	<b>Date Sampled:</b>	07/11/11
<b>Lab Sample ID:</b>	C16941-10A	<b>Date Received:</b>	07/12/11
<b>Matrix:</b>	SO - Soil	<b>Percent Solids:</b>	n/a <sup>a</sup>
<b>Method:</b>	SW846 8270C SW846 3550B	<b>Project:</b> Romic Soil Investigation(Romic EPA) - 2081 Bay Road, East Palo Alto, CA	

Run #	File ID	DF	Analyzed	By	Prep Date	Prep Batch	Analytical Batch
Run #1 <sup>b</sup>	Y8984.D	10	07/23/11	MT	07/21/11	OP4270	EY428
Run #2							

Run #	Initial Weight	Final Volume
Run #1	10.0 g	1.5 ml
Run #2		

## ABN Full List

CAS No.	Compound	Result	RL	MDL	Units	Q
65-85-0	Benzoic acid	ND	15000	13000	ug/kg	
95-57-8	2-Chlorophenol	ND	15000	10000	ug/kg	
59-50-7	4-Chloro-3-methyl phenol	ND	7500	6300	ug/kg	
120-83-2	2,4-Dichlorophenol	ND	7500	2100	ug/kg	
105-67-9	2,4-Dimethylphenol	ND	7500	2300	ug/kg	
51-28-5	2,4-Dinitrophenol	ND	38000	13000	ug/kg	
534-52-1	4,6-Dinitro-o-cresol	ND	30000	15000	ug/kg	
95-48-7	2-Methylphenol	ND	7500	2600	ug/kg	
	3&4-Methylphenol	ND	7500	2300	ug/kg	
88-75-5	2-Nitrophenol	ND	7500	2000	ug/kg	
100-02-7	4-Nitrophenol	ND	30000	18000	ug/kg	
87-86-5	Pentachlorophenol	ND	7500	6300	ug/kg	
108-95-2	Phenol	ND	30000	20000	ug/kg	
95-95-4	2,4,5-Trichlorophenol	ND	7500	1800	ug/kg	
88-06-2	2,4,6-Trichlorophenol	ND	7500	2400	ug/kg	
83-32-9	Acenaphthene	ND	15000	7500	ug/kg	
208-96-8	Acenaphthylene	ND	7500	3000	ug/kg	
62-53-3	Aniline	ND	7500	2100	ug/kg	
120-12-7	Anthracene	ND	7500	1500	ug/kg	
103-33-3	Azobenzene	ND	7500	2600	ug/kg	
92-87-5	Benzidine	ND	38000	11000	ug/kg	
56-55-3	Benzo(a)anthracene	ND	7500	1100	ug/kg	
50-32-8	Benzo(a)pyrene	ND	7500	1400	ug/kg	
205-99-2	Benzo(b)fluoranthene	ND	7500	900	ug/kg	
191-24-2	Benzo(g,h,i)perylene	ND	7500	2300	ug/kg	
207-08-9	Benzo(k)fluoranthene	ND	7500	1800	ug/kg	
101-55-3	4-Bromophenyl phenyl ether	ND	7500	2300	ug/kg	
85-68-7	Butyl benzyl phthalate	ND	7500	1700	ug/kg	
100-51-6	Benzyl Alcohol	ND	15000	2400	ug/kg	
91-58-7	2-Chloronaphthalene	ND	7500	2700	ug/kg	
106-47-8	4-Chloroaniline	ND	7500	2100	ug/kg	
86-74-8	Carbazole	ND	7500	1200	ug/kg	

ND = Not detected MDL - Method Detection Limit

RL = Reporting Limit

E = Indicates value exceeds calibration range

J = Indicates an estimated value

B = Indicates analyte found in associated method blank

N = Indicates presumptive evidence of a compound

## Report of Analysis

<b>Client Sample ID:</b>	BB2-1.5	<b>Date Sampled:</b>	07/11/11
<b>Lab Sample ID:</b>	C16941-10A	<b>Date Received:</b>	07/12/11
<b>Matrix:</b>	SO - Soil	<b>Percent Solids:</b>	n/a <sup>a</sup>
<b>Method:</b>	SW846 8270C SW846 3550B		
<b>Project:</b>	Romic Soil Investigation(Romic EPA) - 2081 Bay Road, East Palo Alto, CA		

## ABN Full List

CAS No.	Compound	Result	RL	MDL	Units	Q
218-01-9	Chrysene	ND	7500	1500	ug/kg	
111-91-1	bis(2-Chloroethoxy)methane	ND	7500	2700	ug/kg	
111-44-4	bis(2-Chloroethyl)ether	ND	7500	3500	ug/kg	
108-60-1	bis(2-Chloroisopropyl)ether	ND	7500	4100	ug/kg	
7005-72-3	4-Chlorophenyl phenyl ether	ND	7500	2900	ug/kg	
95-50-1	1,2-Dichlorobenzene	ND	7500	2400	ug/kg	
541-73-1	1,3-Dichlorobenzene	ND	7500	2300	ug/kg	
106-46-7	1,4-Dichlorobenzene	ND	7500	6300	ug/kg	
121-14-2	2,4-Dinitrotoluene	ND	7500	6900	ug/kg	
606-20-2	2,6-Dinitrotoluene	ND	15000	4800	ug/kg	
91-94-1	3,3'-Dichlorobenzidine	ND	38000	2100	ug/kg	
53-70-3	Dibenzo(a,h)anthracene	ND	7500	2000	ug/kg	
132-64-9	Dibenzofuran	ND	7500	2400	ug/kg	
122-39-4	Diphenylamine	ND	7500	1800	ug/kg	
84-74-2	Di-n-butyl phthalate	ND	7500	1500	ug/kg	
117-84-0	Di-n-octyl phthalate	ND	7500	2000	ug/kg	
84-66-2	Diethyl phthalate	ND	7500	2600	ug/kg	
131-11-3	Dimethyl phthalate	ND	7500	2700	ug/kg	
117-81-7	bis(2-Ethylhexyl)phthalate	ND	7500	3300	ug/kg	
206-44-0	Fluoranthene	ND	7500	1500	ug/kg	
86-73-7	Fluorene	ND	7500	2700	ug/kg	
118-74-1	Hexachlorobenzene	ND	7500	2000	ug/kg	
87-68-3	Hexachlorobutadiene	ND	7500	2900	ug/kg	
77-47-4	Hexachlorocyclopentadiene	ND	7500	2100	ug/kg	
67-72-1	Hexachloroethane	ND	7500	2400	ug/kg	
193-39-5	Indeno(1,2,3-cd)pyrene	ND	7500	2100	ug/kg	
78-59-1	Isophorone	ND	7500	2600	ug/kg	
90-12-0	1-Methylnaphthalene	ND	7500	2400	ug/kg	
91-57-6	2-Methylnaphthalene	ND	7500	2400	ug/kg	
88-74-4	2-Nitroaniline	ND	7500	1800	ug/kg	
99-09-2	3-Nitroaniline	ND	7500	1800	ug/kg	
100-01-6	4-Nitroaniline	ND	7500	4500	ug/kg	
91-20-3	Naphthalene	ND	7500	2600	ug/kg	
98-95-3	Nitrobenzene	ND	7500	2400	ug/kg	
62-75-9	N-Nitrosodimethylamine	ND	75000	33000	ug/kg	
621-64-7	N-Nitroso-di-n-propylamine	ND	15000	8300	ug/kg	
85-01-8	Phenanthrene	ND	7500	1700	ug/kg	
129-00-0	Pyrene	ND	15000	10000	ug/kg	
110-86-1	Pyridine	ND	30000	3300	ug/kg	
120-82-1	1,2,4-Trichlorobenzene	ND	7500	5100	ug/kg	

ND = Not detected MDL - Method Detection Limit

RL = Reporting Limit

E = Indicates value exceeds calibration range

J = Indicates an estimated value

B = Indicates analyte found in associated method blank

N = Indicates presumptive evidence of a compound

## Report of Analysis

<b>Client Sample ID:</b>	BB2-1.5	<b>Date Sampled:</b>	07/11/11
<b>Lab Sample ID:</b>	C16941-10A	<b>Date Received:</b>	07/12/11
<b>Matrix:</b>	SO - Soil	<b>Percent Solids:</b>	n/a <sup>a</sup>
<b>Method:</b>	SW846 8270C SW846 3550B		
<b>Project:</b>	Romic Soil Investigation(Romic EPA) - 2081 Bay Road, East Palo Alto, CA		

## ABN Full List

CAS No.	Surrogate Recoveries	Run# 1	Run# 2	Limits
367-12-4	2-Fluorophenol	61%		20-100%
4165-62-2	Phenol-d5	65%		20-100%
118-79-6	2,4,6-Tribromophenol	72%		30-100%
4165-60-0	Nitrobenzene-d5	57%		20-100%
321-60-8	2-Fluorobiphenyl	67%		20-106%
1718-51-0	Terphenyl-d14	88%		55-130%

(a) All results reported on wet weight basis.

(b) Dilution required due to matrix interference; extract was viscous and non-target Hydrocarbons.

ND = Not detected MDL - Method Detection Limit

RL = Reporting Limit

E = Indicates value exceeds calibration range

J = Indicates an estimated value

B = Indicates analyte found in associated method blank

N = Indicates presumptive evidence of a compound



## Report of Analysis

<b>Client Sample ID:</b>	BB2-1.5	<b>Date Sampled:</b>	07/11/11
<b>Lab Sample ID:</b>	C16941-10A	<b>Date Received:</b>	07/12/11
<b>Matrix:</b>	SO - Soil	<b>Percent Solids:</b>	n/a <sup>a</sup>
<b>Method:</b>	SW846 8015B	<b>Project:</b> Romic Soil Investigation(Romic EPA) - 2081 Bay Road, East Palo Alto, CA	

	File ID	DF	Analyzed	By	Prep Date	Prep Batch	Analytical Batch
Run #1	JK21176.D	1	07/22/11	TT	n/a	n/a	GJK877
Run #2							

	Initial Weight
Run #1	5.00 g
Run #2	

## TPH Volatiles

CAS No.	Compound	Result	RL	MDL	Units	Q
	TPH-GRO (C6-C10)	ND	0.10	0.050	mg/kg	
CAS No.	Surrogate Recoveries	Run# 1	Run# 2	Limits		
98-08-8	aaa-Trifluorotoluene	92%		60-157%		

(a) All results reported on wet weight basis.

ND = Not detected      MDL - Method Detection Limit  
 RL = Reporting Limit  
 E = Indicates value exceeds calibration range

J = Indicates an estimated value  
 B = Indicates analyte found in associated method blank  
 N = Indicates presumptive evidence of a compound

## Report of Analysis

<b>Client Sample ID:</b>	BB2-1.5	<b>Date Sampled:</b>	07/11/11
<b>Lab Sample ID:</b>	C16941-10A	<b>Date Received:</b>	07/12/11
<b>Matrix:</b>	SO - Soil	<b>Percent Solids:</b>	n/a <sup>a</sup>
<b>Method:</b>	SW846 8081A SW846 3545A	<b>Project:</b> Romic Soil Investigation(Romic EPA) - 2081 Bay Road, East Palo Alto, CA	

Run #	File ID	DF	Analyzed	By	Prep Date	Prep Batch	Analytical Batch
Run #1 <sup>b</sup>	OO22798.D	10	07/27/11	RV	07/22/11	OP4280	G00729
Run #2							

Run #	Initial Weight	Final Volume
Run #1	10.4 g	10.0 ml
Run #2		

## Pesticide PPL List

CAS No.	Compound	Result	RL	MDL	Units	Q
309-00-2	Aldrin	ND	240	96	ug/kg	
319-84-6	alpha-BHC	ND	240	110	ug/kg	
319-85-7	beta-BHC	ND	240	34	ug/kg	
319-86-8	delta-BHC	ND	240	34	ug/kg	
58-89-9	gamma-BHC (Lindane)	ND	240	72	ug/kg	
12789-03-6	Chlordane	ND	960	960	ug/kg	
60-57-1	Dieldrin	ND	240	29	ug/kg	
72-54-8	4,4' -DDD	ND	240	34	ug/kg	
72-55-9	4,4' -DDE	ND	240	29	ug/kg	
50-29-3	4,4' -DDT	ND	240	29	ug/kg	
72-20-8	Endrin	ND	240	29	ug/kg	
7421-93-4	Endrin aldehyde	ND	240	58	ug/kg	
959-98-8	Endosulfan-I	ND	240	34	ug/kg	
33213-65-9	Endosulfan-II	ND	240	34	ug/kg	
1031-07-8	Endosulfan sulfate	ND	240	77	ug/kg	
76-44-8	Heptachlor	ND	240	58	ug/kg	
1024-57-3	Heptachlor epoxide	ND	240	38	ug/kg	
72-43-5	Methoxychlor	ND	240	34	ug/kg	
8001-35-2	Toxaphene	ND	960	960	ug/kg	

CAS No.	Surrogate Recoveries	Run# 1	Run# 2	Limits
877-09-8	Tetrachloro-m-xylene	84%		35-132%
877-09-8	Tetrachloro-m-xylene	94%		35-132%
2051-24-3	Decachlorobiphenyl	120%		35-132%
2051-24-3	Decachlorobiphenyl	109%		35-132%

(a) All results reported on wet weight basis.

(b) Reporting limits raised due to high concentration of PCB (Aroclor 1260) and non-target Hydrocarbons.

ND = Not detected MDL - Method Detection Limit

RL = Reporting Limit

E = Indicates value exceeds calibration range

J = Indicates an estimated value

B = Indicates analyte found in associated method blank

N = Indicates presumptive evidence of a compound

### Report of Analysis

<b>Client Sample ID:</b> BB2-1.5		
<b>Lab Sample ID:</b> C16941-10A		<b>Date Sampled:</b> 07/11/11
<b>Matrix:</b> SO - Soil		<b>Date Received:</b> 07/12/11
<b>Method:</b> SW846 8082 SW846 3545A		<b>Percent Solids:</b> n/a <sup>a</sup>
<b>Project:</b> Romc Soil Investigation(Romc EPA) - 2081 Bay Road, East Palo Alto, CA		

Run #1	File ID	DF	Analyzed	By	Prep Date	Prep Batch	Analytical Batch
Run #1	PP20322.D	1	07/22/11	RV	07/22/11	OP4281	GPP689
Run #2							

Run #1	Initial Weight	Final Volume
Run #1	10.4 g	10.0 ml
Run #2		

**PCB List**

CAS No.	Compound	Result	RL	MDL	Units	Q
12674-11-2	Aroclor 1016	ND	96	16	ug/kg	
11104-28-2	Aroclor 1221	ND	96	48	ug/kg	
11141-16-5	Aroclor 1232	ND	96	48	ug/kg	
53469-21-9	Aroclor 1242	ND	96	48	ug/kg	
12672-29-6	Aroclor 1248 <sup>b</sup>	730	96	48	ug/kg	
11097-69-1	Aroclor 1254 <sup>b</sup>	310	96	48	ug/kg	
11096-82-5	Aroclor 1260 <sup>b</sup>	155	96	19	ug/kg	

CAS No.	Surrogate Recoveries	Run# 1	Run# 2	Limits
877-09-8	Tetrachloro-m-xylene	71%		45-108%
877-09-8	Tetrachloro-m-xylene	64%		45-108%
2051-24-3	Decachlorobiphenyl	103%		54-121%
2051-24-3	Decachlorobiphenyl	67%		54-121%

(a) All results reported on wet weight basis.

(b) Estimated value due to the presence of multiple overlapping Aroclor patterns.

ND = Not detected      MDL - Method Detection Limit  
 RL = Reporting Limit  
 E = Indicates value exceeds calibration range

J = Indicates an estimated value  
 B = Indicates analyte found in associated method blank  
 N = Indicates presumptive evidence of a compound

## Report of Analysis

<b>Client Sample ID:</b>	BB2-1.5	<b>Date Sampled:</b>	07/11/11
<b>Lab Sample ID:</b>	C16941-10A	<b>Date Received:</b>	07/12/11
<b>Matrix:</b>	SO - Soil	<b>Percent Solids:</b>	n/a <sup>a</sup>
<b>Method:</b>	SW846 8015B M SW846 3545A	<b>Project:</b> Romic Soil Investigation(Romic EPA) - 2081 Bay Road, East Palo Alto, CA	

Run #	File ID	DF	Analyzed	By	Prep Date	Prep Batch	Analytical Batch
Run #1	HH15606.D	2	07/28/11	JH	07/21/11	OP4277	GHH531
Run #2							

Run #	Initial Weight	Final Volume
Run #1	10.0 g	1.0 ml
Run #2		

### TPH Extractable w/ Silica Gel Cleanup

CAS No.	Compound	Result	RL	MDL	Units	Q
	TPH (C10-C28)	56.6	20	10	mg/kg	
	TPH (> C28-C40)	192	40	20	mg/kg	

CAS No.	Surrogate Recoveries	Run# 1	Run# 2	Limits
630-01-3	Hexacosane	68%		45-140%

(a) All results reported on wet weight basis.

ND = Not detected      MDL - Method Detection Limit  
 RL = Reporting Limit  
 E = Indicates value exceeds calibration range

J = Indicates an estimated value  
 B = Indicates analyte found in associated method blank  
 N = Indicates presumptive evidence of a compound

## Report of Analysis

<b>Client Sample ID:</b>	BB2-1.5	<b>Date Sampled:</b>	07/11/11
<b>Lab Sample ID:</b>	C16941-10A	<b>Date Received:</b>	07/12/11
<b>Matrix:</b>	SO - Soil	<b>Percent Solids:</b>	n/a <sup>a</sup>
<b>Project:</b>	Romic Soil Investigation(Romic EPA) - 2081 Bay Road,East Palo Alto,CA		

## Metals Analysis

Analyte	Result	RL	Units	DF	Prep	Analyzed By	Method	Prep Method
Antimony	< 1.9	1.9	mg/kg	1	07/22/11	07/27/11	DQ SW846 6010B <sup>2</sup>	SW846 3050B <sup>4</sup>
Arsenic	6.2	1.9	mg/kg	1	07/22/11	07/27/11	DQ SW846 6010B <sup>2</sup>	SW846 3050B <sup>4</sup>
Barium	177	19	mg/kg	1	07/22/11	07/27/11	DQ SW846 6010B <sup>2</sup>	SW846 3050B <sup>4</sup>
Beryllium	< 0.95	0.95	mg/kg	1	07/22/11	07/27/11	DQ SW846 6010B <sup>2</sup>	SW846 3050B <sup>4</sup>
Cadmium	5.0	0.95	mg/kg	1	07/22/11	07/27/11	DQ SW846 6010B <sup>2</sup>	SW846 3050B <sup>4</sup>
Chromium	65.3	0.95	mg/kg	1	07/22/11	07/27/11	DQ SW846 6010B <sup>2</sup>	SW846 3050B <sup>4</sup>
Cobalt	11.5	0.95	mg/kg	1	07/22/11	07/27/11	DQ SW846 6010B <sup>2</sup>	SW846 3050B <sup>4</sup>
Copper	45.3	2.4	mg/kg	1	07/22/11	07/27/11	DQ SW846 6010B <sup>2</sup>	SW846 3050B <sup>4</sup>
Lead	22.8	1.9	mg/kg	1	07/22/11	07/27/11	DQ SW846 6010B <sup>2</sup>	SW846 3050B <sup>4</sup>
Mercury	0.13	0.038	mg/kg	1	07/25/11	07/25/11	PH SW846 7471A <sup>1</sup>	SW846 7471A <sup>5</sup>
Molybdenum	< 1.9	1.9	mg/kg	1	07/22/11	07/27/11	DQ SW846 6010B <sup>3</sup>	SW846 3050B <sup>4</sup>
Nickel	57.1	0.95	mg/kg	1	07/22/11	07/27/11	DQ SW846 6010B <sup>2</sup>	SW846 3050B <sup>4</sup>
Selenium	< 1.9	1.9	mg/kg	1	07/22/11	07/27/11	DQ SW846 6010B <sup>2</sup>	SW846 3050B <sup>4</sup>
Silver	< 0.95	0.95	mg/kg	1	07/22/11	07/27/11	DQ SW846 6010B <sup>2</sup>	SW846 3050B <sup>4</sup>
Thallium	< 1.9	1.9	mg/kg	1	07/22/11	07/27/11	DQ SW846 6010B <sup>2</sup>	SW846 3050B <sup>4</sup>
Vanadium	60.7	0.95	mg/kg	1	07/22/11	07/27/11	DQ SW846 6010B <sup>2</sup>	SW846 3050B <sup>4</sup>
Zinc	73.4	1.9	mg/kg	1	07/22/11	07/27/11	DQ SW846 6010B <sup>2</sup>	SW846 3050B <sup>4</sup>

- (1) Instrument QC Batch: MA2004
- (2) Instrument QC Batch: MA2008
- (3) Instrument QC Batch: MA2011
- (4) Prep QC Batch: MP3750
- (5) Prep QC Batch: MP3761

(a) All results reported on wet weight basis.

RL = Reporting Limit

## Report of Analysis

<b>Client Sample ID:</b>	BB2-4.0	<b>Date Sampled:</b>	07/11/11
<b>Lab Sample ID:</b>	C16941-11	<b>Date Received:</b>	07/12/11
<b>Matrix:</b>	SO - Soil	<b>Percent Solids:</b>	n/a <sup>a</sup>
<b>Method:</b>	SW846 8260B	<b>Project:</b> Romic Soil Investigation(Romic EPA) - 2081 Bay Road,East Palo Alto,CA	

Run #1	File ID	DF	Analyzed	By	Prep Date	Prep Batch	Analytical Batch
Run #1	M25751.D	1	07/20/11	TN	n/a	n/a	VM821
Run #2							

Run #1	Initial Weight
Run #1	5.78 g
Run #2	

## VOA 8260 List

CAS No.	Compound	Result	RL	MDL	Units	Q
67-64-1	Acetone	ND	87	17	ug/kg	
71-43-2	Benzene	ND	4.3	1.3	ug/kg	
108-86-1	Bromobenzene	ND	4.3	1.3	ug/kg	
74-97-5	Bromochloromethane	ND	4.3	1.3	ug/kg	
75-27-4	Bromodichloromethane	ND	4.3	0.87	ug/kg	
75-25-2	Bromoform	ND	4.3	0.87	ug/kg	
104-51-8	n-Butylbenzene	ND	4.3	1.3	ug/kg	
135-98-8	sec-Butylbenzene	ND	4.3	1.3	ug/kg	
98-06-6	tert-Butylbenzene	ND	4.3	1.3	ug/kg	
108-90-7	Chlorobenzene	ND	4.3	1.3	ug/kg	
75-00-3	Chloroethane	ND	4.3	1.3	ug/kg	
67-66-3	Chloroform	ND	4.3	1.3	ug/kg	
95-49-8	o-Chlorotoluene	ND	4.3	1.3	ug/kg	
106-43-4	p-Chlorotoluene	ND	4.3	1.3	ug/kg	
56-23-5	Carbon tetrachloride	ND	4.3	0.87	ug/kg	
75-34-3	1,1-Dichloroethane	ND	4.3	0.87	ug/kg	
75-35-4	1,1-Dichloroethylene	ND	4.3	1.3	ug/kg	
563-58-6	1,1-Dichloropropene	ND	4.3	1.3	ug/kg	
96-12-8	1,2-Dibromo-3-chloropropane	ND	4.3	0.87	ug/kg	
106-93-4	1,2-Dibromoethane	ND	4.3	0.87	ug/kg	
107-06-2	1,2-Dichloroethane	ND	4.3	1.3	ug/kg	
78-87-5	1,2-Dichloropropane	ND	4.3	1.3	ug/kg	
142-28-9	1,3-Dichloropropane	ND	4.3	1.3	ug/kg	
108-20-3	Di-Isopropyl ether	ND	4.3	1.3	ug/kg	
594-20-7	2,2-Dichloropropane	ND	4.3	1.3	ug/kg	
124-48-1	Dibromochloromethane	ND	4.3	0.87	ug/kg	
75-71-8	Dichlorodifluoromethane	ND	4.3	0.87	ug/kg	
156-59-2	cis-1,2-Dichloroethylene	10.1	4.3	1.3	ug/kg	
10061-01-5	cis-1,3-Dichloropropene	ND	4.3	1.3	ug/kg	
541-73-1	m-Dichlorobenzene	ND	4.3	1.3	ug/kg	
95-50-1	o-Dichlorobenzene	ND	4.3	1.3	ug/kg	
106-46-7	p-Dichlorobenzene	ND	4.3	1.3	ug/kg	

ND = Not detected MDL - Method Detection Limit

RL = Reporting Limit

E = Indicates value exceeds calibration range

J = Indicates an estimated value

B = Indicates analyte found in associated method blank

N = Indicates presumptive evidence of a compound

## Report of Analysis

<b>Client Sample ID:</b>	BB2-4.0	<b>Date Sampled:</b>	07/11/11
<b>Lab Sample ID:</b>	C16941-11	<b>Date Received:</b>	07/12/11
<b>Matrix:</b>	SO - Soil	<b>Percent Solids:</b>	n/a <sup>a</sup>
<b>Method:</b>	SW846 8260B		
<b>Project:</b>	Romic Soil Investigation(Romic EPA) - 2081 Bay Road,East Palo Alto,CA		

## VOA 8260 List

CAS No.	Compound	Result	RL	MDL	Units	Q
156-60-5	trans-1,2-Dichloroethylene	ND	4.3	1.3	ug/kg	
10061-02-6	trans-1,3-Dichloropropene	ND	4.3	1.3	ug/kg	
100-41-4	Ethylbenzene	ND	4.3	1.3	ug/kg	
637-92-3	Ethyl tert-Butyl Ether	ND	4.3	1.3	ug/kg	
591-78-6	2-Hexanone	ND	35	4.3	ug/kg	
87-68-3	Hexachlorobutadiene	ND	4.3	0.87	ug/kg	
98-82-8	Isopropylbenzene	ND	4.3	1.3	ug/kg	
99-87-6	p-Isopropyltoluene	ND	4.3	1.3	ug/kg	
108-10-1	4-Methyl-2-pentanone	ND	35	13	ug/kg	
74-83-9	Methyl bromide	ND	4.3	2.2	ug/kg	
74-87-3	Methyl chloride	ND	4.3	1.3	ug/kg	
74-95-3	Methylene bromide	ND	4.3	2.2	ug/kg	
75-09-2	Methylene chloride	ND	22	14	ug/kg	
78-93-3	Methyl ethyl ketone	ND	35	10	ug/kg	
1634-04-4	Methyl Tert Butyl Ether	ND	4.3	0.87	ug/kg	
91-20-3	Naphthalene	ND	4.3	1.3	ug/kg	
103-65-1	n-Propylbenzene	ND	4.3	1.3	ug/kg	
100-42-5	Styrene	ND	4.3	0.87	ug/kg	
994-05-8	Tert-Amyl Methyl Ether	ND	4.3	1.0	ug/kg	
75-65-0	Tert Butyl Alcohol	ND	35	8.7	ug/kg	
630-20-6	1,1,1,2-Tetrachloroethane	ND	4.3	0.87	ug/kg	
71-55-6	1,1,1-Trichloroethane	ND	4.3	1.3	ug/kg	
79-34-5	1,1,2,2-Tetrachloroethane	ND	4.3	0.87	ug/kg	
79-00-5	1,1,2-Trichloroethane	ND	4.3	0.87	ug/kg	
87-61-6	1,2,3-Trichlorobenzene	ND	4.3	1.3	ug/kg	
96-18-4	1,2,3-Trichloropropane	ND	4.3	1.3	ug/kg	
120-82-1	1,2,4-Trichlorobenzene	ND	4.3	1.3	ug/kg	
95-63-6	1,2,4-Trimethylbenzene	ND	4.3	1.3	ug/kg	
108-67-8	1,3,5-Trimethylbenzene	ND	4.3	1.3	ug/kg	
127-18-4	Tetrachloroethylene	ND	4.3	3.0	ug/kg	
108-88-3	Toluene	ND	4.3	1.3	ug/kg	
79-01-6	Trichloroethylene	116	4.3	0.87	ug/kg	
75-69-4	Trichlorofluoromethane	ND	4.3	1.0	ug/kg	
75-01-4	Vinyl chloride	ND	4.3	2.2	ug/kg	
1330-20-7	Xylene (total)	ND	8.7	3.5	ug/kg	

CAS No.	Surrogate Recoveries	Run# 1	Run# 2	Limits
1868-53-7	Dibromofluoromethane	112%		60-130%
2037-26-5	Toluene-D8	101%		60-130%

ND = Not detected MDL - Method Detection Limit

RL = Reporting Limit

E = Indicates value exceeds calibration range

J = Indicates an estimated value

B = Indicates analyte found in associated method blank

N = Indicates presumptive evidence of a compound

**Report of Analysis**

<b>Client Sample ID:</b>	BB2-4.0	<b>Date Sampled:</b>	07/11/11
<b>Lab Sample ID:</b>	C16941-11	<b>Date Received:</b>	07/12/11
<b>Matrix:</b>	SO - Soil	<b>Percent Solids:</b>	n/a <sup>a</sup>
<b>Method:</b>	SW846 8260B	<b>Project:</b> Romic Soil Investigation(Romic EPA) - 2081 Bay Road,East Palo Alto,CA	

**VOA 8260 List**

CAS No.	Surrogate Recoveries	Run# 1	Run# 2	Limits
460-00-4	4-Bromofluorobenzene	106%		60-130%

(a) All results reported on wet weight basis.

ND = Not detected      MDL - Method Detection Limit  
 RL = Reporting Limit  
 E = Indicates value exceeds calibration range

J = Indicates an estimated value  
 B = Indicates analyte found in associated method blank  
 N = Indicates presumptive evidence of a compound



## Report of Analysis

<b>Client Sample ID:</b>	BB2-4.0	<b>Date Sampled:</b>	07/11/11
<b>Lab Sample ID:</b>	C16941-11	<b>Date Received:</b>	07/12/11
<b>Matrix:</b>	SO - Soil	<b>Percent Solids:</b>	n/a <sup>a</sup>
<b>Method:</b>	SW846 8015B	<b>Project:</b> Romic Soil Investigation(Romic EPA) - 2081 Bay Road, East Palo Alto, CA	

	File ID	DF	Analyzed	By	Prep Date	Prep Batch	Analytical Batch
Run #1	JK21051.D	1	07/19/11	TT	n/a	n/a	GJK872
Run #2							

	Initial Weight
Run #1	5.06 g
Run #2	

## TPH Volatiles

CAS No.	Compound	Result	RL	MDL	Units	Q
	TPH-GRO (C6-C10)	0.0616	0.099	0.049	mg/kg	J

CAS No.	Surrogate Recoveries	Run# 1	Run# 2	Limits
98-08-8	aaa-Trifluorotoluene	93%		60-157%

(a) All results reported on wet weight basis.

ND = Not detected      MDL - Method Detection Limit  
 RL = Reporting Limit  
 E = Indicates value exceeds calibration range

J = Indicates an estimated value  
 B = Indicates analyte found in associated method blank  
 N = Indicates presumptive evidence of a compound

## Report of Analysis

<b>Client Sample ID:</b>	BB2-4.0	<b>Date Sampled:</b>	07/11/11
<b>Lab Sample ID:</b>	C16941-11	<b>Date Received:</b>	07/12/11
<b>Matrix:</b>	SO - Soil	<b>Percent Solids:</b>	n/a <sup>a</sup>
<b>Method:</b>	SW846 8015B M SW846 3545A	<b>Project:</b> Romic Soil Investigation(Romic EPA) - 2081 Bay Road, East Palo Alto, CA	

	File ID	DF	Analyzed	By	Prep Date	Prep Batch	Analytical Batch
Run #1	GG26710.D	1	07/15/11	JH	07/14/11	OP4224	GGG721
Run #2							

	Initial Weight	Final Volume
Run #1	10.3 g	1.0 ml
Run #2		

## TPH Extractable w/ Silica Gel Cleanup

CAS No.	Compound	Result	RL	MDL	Units	Q
	TPH (C10-C28)	6.30	9.7	4.9	mg/kg	J
	TPH (> C28-C40)	ND	19	9.7	mg/kg	

CAS No.	Surrogate Recoveries	Run# 1	Run# 2	Limits
630-01-3	Hexacosane	55%		45-140%

(a) All results reported on wet weight basis.

ND = Not detected      MDL - Method Detection Limit  
 RL = Reporting Limit  
 E = Indicates value exceeds calibration range

J = Indicates an estimated value  
 B = Indicates analyte found in associated method blank  
 N = Indicates presumptive evidence of a compound

## Report of Analysis

<b>Client Sample ID:</b> BB2-4.0	<b>Date Sampled:</b> 07/11/11
<b>Lab Sample ID:</b> C16941-11	<b>Date Received:</b> 07/12/11
<b>Matrix:</b> SO - Soil	<b>Percent Solids:</b> n/a <sup>a</sup>
<b>Project:</b> Romic Soil Investigation(Romic EPA) - 2081 Bay Road, East Palo Alto, CA	

### Metals Analysis

Analyte	Result	RL	Units	DF	Prep	Analyzed By	Method	Prep Method
Cadmium	9.8	0.91	mg/kg	1	07/13/11	07/15/11 DQ	SW846 6010B <sup>1</sup>	SW846 3050B <sup>2</sup>
Chromium	43.2	0.91	mg/kg	1	07/13/11	07/15/11 DQ	SW846 6010B <sup>1</sup>	SW846 3050B <sup>2</sup>
Lead	16.8	1.8	mg/kg	1	07/13/11	07/15/11 DQ	SW846 6010B <sup>1</sup>	SW846 3050B <sup>2</sup>

(1) Instrument QC Batch: MA1981

(2) Prep QC Batch: MP3696

(a) All results reported on wet weight basis.

---

RL = Reporting Limit

## Report of Analysis

<b>Client Sample ID:</b>	BB2-7.0	<b>Date Sampled:</b>	07/11/11
<b>Lab Sample ID:</b>	C16941-12	<b>Date Received:</b>	07/12/11
<b>Matrix:</b>	SO - Soil	<b>Percent Solids:</b>	n/a <sup>a</sup>
<b>Method:</b>	SW846 8260B	<b>Project:</b> Romic Soil Investigation(Romic EPA) - 2081 Bay Road, East Palo Alto, CA	

Run #1	File ID	DF	Analyzed	By	Prep Date	Prep Batch	Analytical Batch
Run #1	M25752.D	1	07/20/11	TN	n/a	n/a	VM821
Run #2							

Run #1	Initial Weight
Run #1	6.42 g
Run #2	

## VOA 8260 List

CAS No.	Compound	Result	RL	MDL	Units	Q
67-64-1	Acetone	ND	78	16	ug/kg	
71-43-2	Benzene	ND	3.9	1.2	ug/kg	
108-86-1	Bromobenzene	ND	3.9	1.2	ug/kg	
74-97-5	Bromochloromethane	ND	3.9	1.2	ug/kg	
75-27-4	Bromodichloromethane	ND	3.9	0.78	ug/kg	
75-25-2	Bromoform	ND	3.9	0.78	ug/kg	
104-51-8	n-Butylbenzene	ND	3.9	1.2	ug/kg	
135-98-8	sec-Butylbenzene	ND	3.9	1.2	ug/kg	
98-06-6	tert-Butylbenzene	ND	3.9	1.2	ug/kg	
108-90-7	Chlorobenzene	ND	3.9	1.2	ug/kg	
75-00-3	Chloroethane	ND	3.9	1.2	ug/kg	
67-66-3	Chloroform	ND	3.9	1.2	ug/kg	
95-49-8	o-Chlorotoluene	ND	3.9	1.2	ug/kg	
106-43-4	p-Chlorotoluene	ND	3.9	1.2	ug/kg	
56-23-5	Carbon tetrachloride	ND	3.9	0.78	ug/kg	
75-34-3	1,1-Dichloroethane	ND	3.9	0.78	ug/kg	
75-35-4	1,1-Dichloroethylene	ND	3.9	1.2	ug/kg	
563-58-6	1,1-Dichloropropene	ND	3.9	1.2	ug/kg	
96-12-8	1,2-Dibromo-3-chloropropane	ND	3.9	0.78	ug/kg	
106-93-4	1,2-Dibromoethane	ND	3.9	0.78	ug/kg	
107-06-2	1,2-Dichloroethane	ND	3.9	1.2	ug/kg	
78-87-5	1,2-Dichloropropane	ND	3.9	1.2	ug/kg	
142-28-9	1,3-Dichloropropane	ND	3.9	1.2	ug/kg	
108-20-3	Di-Isopropyl ether	ND	3.9	1.2	ug/kg	
594-20-7	2,2-Dichloropropane	ND	3.9	1.2	ug/kg	
124-48-1	Dibromochloromethane	ND	3.9	0.78	ug/kg	
75-71-8	Dichlorodifluoromethane	ND	3.9	0.78	ug/kg	
156-59-2	cis-1,2-Dichloroethylene	18.7	3.9	1.2	ug/kg	
10061-01-5	cis-1,3-Dichloropropene	ND	3.9	1.2	ug/kg	
541-73-1	m-Dichlorobenzene	ND	3.9	1.2	ug/kg	
95-50-1	o-Dichlorobenzene	ND	3.9	1.2	ug/kg	
106-46-7	p-Dichlorobenzene	ND	3.9	1.2	ug/kg	

ND = Not detected MDL - Method Detection Limit

RL = Reporting Limit

E = Indicates value exceeds calibration range

J = Indicates an estimated value

B = Indicates analyte found in associated method blank

N = Indicates presumptive evidence of a compound

## Report of Analysis

<b>Client Sample ID:</b>	BB2-7.0	<b>Date Sampled:</b>	07/11/11
<b>Lab Sample ID:</b>	C16941-12	<b>Date Received:</b>	07/12/11
<b>Matrix:</b>	SO - Soil	<b>Percent Solids:</b>	n/a <sup>a</sup>
<b>Method:</b>	SW846 8260B	<b>Project:</b> Romic Soil Investigation(Romic EPA) - 2081 Bay Road,East Palo Alto,CA	

## VOA 8260 List

CAS No.	Compound	Result	RL	MDL	Units	Q
156-60-5	trans-1,2-Dichloroethylene	ND	3.9	1.2	ug/kg	
10061-02-6	trans-1,3-Dichloropropene	ND	3.9	1.2	ug/kg	
100-41-4	Ethylbenzene	ND	3.9	1.2	ug/kg	
637-92-3	Ethyl tert-Butyl Ether	ND	3.9	1.2	ug/kg	
591-78-6	2-Hexanone	ND	31	3.9	ug/kg	
87-68-3	Hexachlorobutadiene	ND	3.9	0.78	ug/kg	
98-82-8	Isopropylbenzene	ND	3.9	1.2	ug/kg	
99-87-6	p-Isopropyltoluene	ND	3.9	1.2	ug/kg	
108-10-1	4-Methyl-2-pentanone	ND	31	12	ug/kg	
74-83-9	Methyl bromide	ND	3.9	1.9	ug/kg	
74-87-3	Methyl chloride	ND	3.9	1.2	ug/kg	
74-95-3	Methylene bromide	ND	3.9	1.9	ug/kg	
75-09-2	Methylene chloride	ND	19	12	ug/kg	
78-93-3	Methyl ethyl ketone	ND	31	9.3	ug/kg	
1634-04-4	Methyl Tert Butyl Ether	1.5	3.9	0.78	ug/kg	J
91-20-3	Naphthalene	ND	3.9	1.2	ug/kg	
103-65-1	n-Propylbenzene	ND	3.9	1.2	ug/kg	
100-42-5	Styrene	ND	3.9	0.78	ug/kg	
994-05-8	Tert-Amyl Methyl Ether	ND	3.9	0.93	ug/kg	
75-65-0	Tert Butyl Alcohol	ND	31	7.8	ug/kg	
630-20-6	1,1,1,2-Tetrachloroethane	ND	3.9	0.78	ug/kg	
71-55-6	1,1,1-Trichloroethane	ND	3.9	1.2	ug/kg	
79-34-5	1,1,2,2-Tetrachloroethane	ND	3.9	0.78	ug/kg	
79-00-5	1,1,2-Trichloroethane	ND	3.9	0.78	ug/kg	
87-61-6	1,2,3-Trichlorobenzene	ND	3.9	1.2	ug/kg	
96-18-4	1,2,3-Trichloropropane	ND	3.9	1.2	ug/kg	
120-82-1	1,2,4-Trichlorobenzene	ND	3.9	1.2	ug/kg	
95-63-6	1,2,4-Trimethylbenzene	ND	3.9	1.2	ug/kg	
108-67-8	1,3,5-Trimethylbenzene	ND	3.9	1.2	ug/kg	
127-18-4	Tetrachloroethylene	3.5	3.9	2.7	ug/kg	J
108-88-3	Toluene	ND	3.9	1.2	ug/kg	
79-01-6	Trichloroethylene	109	3.9	0.78	ug/kg	
75-69-4	Trichlorofluoromethane	ND	3.9	0.93	ug/kg	
75-01-4	Vinyl chloride	ND	3.9	1.9	ug/kg	
1330-20-7	Xylene (total)	ND	7.8	3.1	ug/kg	

CAS No.	Surrogate Recoveries	Run# 1	Run# 2	Limits
1868-53-7	Dibromofluoromethane	116%		60-130%
2037-26-5	Toluene-D8	99%		60-130%

ND = Not detected MDL - Method Detection Limit

RL = Reporting Limit

E = Indicates value exceeds calibration range

J = Indicates an estimated value

B = Indicates analyte found in associated method blank

N = Indicates presumptive evidence of a compound

## Report of Analysis

<b>Client Sample ID:</b>	BB2-7.0	<b>Date Sampled:</b>	07/11/11
<b>Lab Sample ID:</b>	C16941-12	<b>Date Received:</b>	07/12/11
<b>Matrix:</b>	SO - Soil	<b>Percent Solids:</b>	n/a <sup>a</sup>
<b>Method:</b>	SW846 8260B	<b>Project:</b> Romic Soil Investigation(Romic EPA) - 2081 Bay Road, East Palo Alto, CA	

### VOA 8260 List

CAS No.	Surrogate Recoveries	Run# 1	Run# 2	Limits
460-00-4	4-Bromofluorobenzene	111%		60-130%

(a) All results reported on wet weight basis.

ND = Not detected      MDL - Method Detection Limit  
 RL = Reporting Limit  
 E = Indicates value exceeds calibration range

J = Indicates an estimated value  
 B = Indicates analyte found in associated method blank  
 N = Indicates presumptive evidence of a compound

## Report of Analysis

<b>Client Sample ID:</b> BB2-7.0		<b>Date Sampled:</b> 07/11/11
<b>Lab Sample ID:</b> C16941-12		<b>Date Received:</b> 07/12/11
<b>Matrix:</b> SO - Soil		<b>Percent Solids:</b> n/a <sup>a</sup>
<b>Method:</b> SW846 8015B		
<b>Project:</b> Romic Soil Investigation(Romic EPA) - 2081 Bay Road, East Palo Alto, CA		

Run #	File ID	DF	Analyzed	By	Prep Date	Prep Batch	Analytical Batch
Run #1	JK21052.D	1	07/19/11	TT	n/a	n/a	GJK872
Run #2							

Run #	Initial Weight
Run #1	5.24 g
Run #2	

### TPH Volatiles

CAS No.	Compound	Result	RL	MDL	Units	Q
	TPH-GRO (C6-C10)	ND	0.095	0.048	mg/kg	

CAS No.	Surrogate Recoveries	Run# 1	Run# 2	Limits
98-08-8	aaa-Trifluorotoluene	93%		60-157%

(a) All results reported on wet weight basis.

ND = Not detected      MDL - Method Detection Limit  
 RL = Reporting Limit  
 E = Indicates value exceeds calibration range

J = Indicates an estimated value  
 B = Indicates analyte found in associated method blank  
 N = Indicates presumptive evidence of a compound

### Report of Analysis

<b>Client Sample ID:</b> BB2-7.0		
<b>Lab Sample ID:</b> C16941-12		<b>Date Sampled:</b> 07/11/11
<b>Matrix:</b> SO - Soil		<b>Date Received:</b> 07/12/11
<b>Method:</b> SW846 8015B M SW846 3545A		<b>Percent Solids:</b> n/a <sup>a</sup>
<b>Project:</b> Romic Soil Investigation(Romic EPA) - 2081 Bay Road, East Palo Alto, CA		

	File ID	DF	Analyzed	By	Prep Date	Prep Batch	Analytical Batch
Run #1	GG26711.D	1	07/15/11	JH	07/14/11	OP4224	GGG721
Run #2							

	Initial Weight	Final Volume
Run #1	10.1 g	1.0 ml
Run #2		

**TPH Extractable w/ Silica Gel Cleanup**

CAS No.	Compound	Result	RL	MDL	Units	Q
	TPH (C10-C28)	ND	9.9	5.0	mg/kg	
	TPH (> C28-C40)	ND	20	9.9	mg/kg	

CAS No.	Surrogate Recoveries	Run# 1	Run# 2	Limits
630-01-3	Hexacosane	52%		45-140%

(a) All results reported on wet weight basis.

ND = Not detected      MDL - Method Detection Limit  
 RL = Reporting Limit  
 E = Indicates value exceeds calibration range

J = Indicates an estimated value  
 B = Indicates analyte found in associated method blank  
 N = Indicates presumptive evidence of a compound



## Report of Analysis

<b>Client Sample ID:</b>	BB2-7.0	<b>Date Sampled:</b>	07/11/11
<b>Lab Sample ID:</b>	C16941-12	<b>Date Received:</b>	07/12/11
<b>Matrix:</b>	SO - Soil	<b>Percent Solids:</b>	n/a <sup>a</sup>
<b>Project:</b>	Romic Soil Investigation(Romic EPA) - 2081 Bay Road, East Palo Alto, CA		

### Metals Analysis

Analyte	Result	RL	Units	DF	Prep	Analyzed By	Method	Prep Method
Cadmium	90.2	0.89	mg/kg	1	07/13/11	07/15/11 DQ	SW846 6010B <sup>1</sup>	SW846 3050B <sup>2</sup>
Chromium	33.6	0.89	mg/kg	1	07/13/11	07/15/11 DQ	SW846 6010B <sup>1</sup>	SW846 3050B <sup>2</sup>
Lead	4.2	1.8	mg/kg	1	07/13/11	07/15/11 DQ	SW846 6010B <sup>1</sup>	SW846 3050B <sup>2</sup>

(1) Instrument QC Batch: MA1981

(2) Prep QC Batch: MP3696

(a) All results reported on wet weight basis.

---

RL = Reporting Limit

## Report of Analysis

Page 1 of 3

<b>Client Sample ID:</b>	Y3-1.0	<b>Date Sampled:</b>	07/11/11
<b>Lab Sample ID:</b>	C16941-13	<b>Date Received:</b>	07/12/11
<b>Matrix:</b>	SO - Soil	<b>Percent Solids:</b>	n/a <sup>a</sup>
<b>Method:</b>	SW846 8260B	<b>Project:</b> Romic Soil Investigation(Romic EPA) - 2081 Bay Road, East Palo Alto, CA	

Run #	File ID	DF	Analyzed	By	Prep Date	Prep Batch	Analytical Batch
Run #1	M25753.D	1	07/20/11	TN	n/a	n/a	VM821
Run #2							

Run #	Initial Weight
Run #1	4.66 g
Run #2	

## VOA 8260 List

CAS No.	Compound	Result	RL	MDL	Units	Q
67-64-1	Acetone	ND	110	21	ug/kg	
71-43-2	Benzene	ND	5.4	1.6	ug/kg	
108-86-1	Bromobenzene	ND	5.4	1.6	ug/kg	
74-97-5	Bromochloromethane	ND	5.4	1.6	ug/kg	
75-27-4	Bromodichloromethane	ND	5.4	1.1	ug/kg	
75-25-2	Bromoform	ND	5.4	1.1	ug/kg	
104-51-8	n-Butylbenzene	ND	5.4	1.6	ug/kg	
135-98-8	sec-Butylbenzene	ND	5.4	1.6	ug/kg	
98-06-6	tert-Butylbenzene	ND	5.4	1.6	ug/kg	
108-90-7	Chlorobenzene	ND	5.4	1.6	ug/kg	
75-00-3	Chloroethane	ND	5.4	1.6	ug/kg	
67-66-3	Chloroform	ND	5.4	1.6	ug/kg	
95-49-8	o-Chlorotoluene	ND	5.4	1.6	ug/kg	
106-43-4	p-Chlorotoluene	ND	5.4	1.6	ug/kg	
56-23-5	Carbon tetrachloride	ND	5.4	1.1	ug/kg	
75-34-3	1,1-Dichloroethane	ND	5.4	1.1	ug/kg	
75-35-4	1,1-Dichloroethylene	ND	5.4	1.6	ug/kg	
563-58-6	1,1-Dichloropropene	ND	5.4	1.6	ug/kg	
96-12-8	1,2-Dibromo-3-chloropropane	ND	5.4	1.1	ug/kg	
106-93-4	1,2-Dibromoethane	ND	5.4	1.1	ug/kg	
107-06-2	1,2-Dichloroethane	ND	5.4	1.6	ug/kg	
78-87-5	1,2-Dichloropropane	ND	5.4	1.6	ug/kg	
142-28-9	1,3-Dichloropropane	ND	5.4	1.6	ug/kg	
108-20-3	Di-Isopropyl ether	ND	5.4	1.6	ug/kg	
594-20-7	2,2-Dichloropropane	ND	5.4	1.6	ug/kg	
124-48-1	Dibromochloromethane	ND	5.4	1.1	ug/kg	
75-71-8	Dichlorodifluoromethane	ND	5.4	1.1	ug/kg	
156-59-2	cis-1,2-Dichloroethylene	ND	5.4	1.6	ug/kg	
10061-01-5	cis-1,3-Dichloropropene	ND	5.4	1.6	ug/kg	
541-73-1	m-Dichlorobenzene	ND	5.4	1.6	ug/kg	
95-50-1	o-Dichlorobenzene	ND	5.4	1.6	ug/kg	
106-46-7	p-Dichlorobenzene	ND	5.4	1.6	ug/kg	

ND = Not detected MDL - Method Detection Limit

RL = Reporting Limit

E = Indicates value exceeds calibration range

J = Indicates an estimated value

B = Indicates analyte found in associated method blank

N = Indicates presumptive evidence of a compound

## Report of Analysis

<b>Client Sample ID:</b>	Y3-1.0	<b>Date Sampled:</b>	07/11/11
<b>Lab Sample ID:</b>	C16941-13	<b>Date Received:</b>	07/12/11
<b>Matrix:</b>	SO - Soil	<b>Percent Solids:</b>	n/a <sup>a</sup>
<b>Method:</b>	SW846 8260B	<b>Project:</b> Romic Soil Investigation(Romic EPA) - 2081 Bay Road,East Palo Alto,CA	

## VOA 8260 List

CAS No.	Compound	Result	RL	MDL	Units	Q
156-60-5	trans-1,2-Dichloroethylene	ND	5.4	1.6	ug/kg	
10061-02-6	trans-1,3-Dichloropropene	ND	5.4	1.6	ug/kg	
100-41-4	Ethylbenzene	ND	5.4	1.6	ug/kg	
637-92-3	Ethyl tert-Butyl Ether	ND	5.4	1.6	ug/kg	
591-78-6	2-Hexanone	ND	43	5.4	ug/kg	
87-68-3	Hexachlorobutadiene	ND	5.4	1.1	ug/kg	
98-82-8	Isopropylbenzene	ND	5.4	1.6	ug/kg	
99-87-6	p-Isopropyltoluene	ND	5.4	1.6	ug/kg	
108-10-1	4-Methyl-2-pentanone	ND	43	16	ug/kg	
74-83-9	Methyl bromide	ND	5.4	2.7	ug/kg	
74-87-3	Methyl chloride	ND	5.4	1.6	ug/kg	
74-95-3	Methylene bromide	ND	5.4	2.7	ug/kg	
75-09-2	Methylene chloride	ND	27	17	ug/kg	
78-93-3	Methyl ethyl ketone	ND	43	13	ug/kg	
1634-04-4	Methyl Tert Butyl Ether	ND	5.4	1.1	ug/kg	
91-20-3	Naphthalene	ND	5.4	1.6	ug/kg	
103-65-1	n-Propylbenzene	ND	5.4	1.6	ug/kg	
100-42-5	Styrene	ND	5.4	1.1	ug/kg	
994-05-8	Tert-Amyl Methyl Ether	ND	5.4	1.3	ug/kg	
75-65-0	Tert Butyl Alcohol	ND	43	11	ug/kg	
630-20-6	1,1,1,2-Tetrachloroethane	ND	5.4	1.1	ug/kg	
71-55-6	1,1,1-Trichloroethane	ND	5.4	1.6	ug/kg	
79-34-5	1,1,2,2-Tetrachloroethane	ND	5.4	1.1	ug/kg	
79-00-5	1,1,2-Trichloroethane	ND	5.4	1.1	ug/kg	
87-61-6	1,2,3-Trichlorobenzene	ND	5.4	1.6	ug/kg	
96-18-4	1,2,3-Trichloropropane	ND	5.4	1.6	ug/kg	
120-82-1	1,2,4-Trichlorobenzene	ND	5.4	1.6	ug/kg	
95-63-6	1,2,4-Trimethylbenzene	ND	5.4	1.6	ug/kg	
108-67-8	1,3,5-Trimethylbenzene	ND	5.4	1.6	ug/kg	
127-18-4	Tetrachloroethylene	ND	5.4	3.8	ug/kg	
108-88-3	Toluene	ND	5.4	1.6	ug/kg	
79-01-6	Trichloroethylene	3.9	5.4	1.1	ug/kg	J
75-69-4	Trichlorofluoromethane	ND	5.4	1.3	ug/kg	
75-01-4	Vinyl chloride	ND	5.4	2.7	ug/kg	
1330-20-7	Xylene (total)	ND	11	4.3	ug/kg	

CAS No.	Surrogate Recoveries	Run# 1	Run# 2	Limits
1868-53-7	Dibromofluoromethane	116%		60-130%
2037-26-5	Toluene-D8	99%		60-130%

ND = Not detected MDL - Method Detection Limit

RL = Reporting Limit

E = Indicates value exceeds calibration range

J = Indicates an estimated value

B = Indicates analyte found in associated method blank

N = Indicates presumptive evidence of a compound

## Report of Analysis

<b>Client Sample ID:</b> Y3-1.0		<b>Date Sampled:</b> 07/11/11
<b>Lab Sample ID:</b> C16941-13		<b>Date Received:</b> 07/12/11
<b>Matrix:</b> SO - Soil		<b>Percent Solids:</b> n/a <sup>a</sup>
<b>Method:</b> SW846 8260B		
<b>Project:</b> Romic Soil Investigation(Romic EPA) - 2081 Bay Road, East Palo Alto, CA		

**VOA 8260 List**

CAS No.	Surrogate Recoveries	Run# 1	Run# 2	Limits
460-00-4	4-Bromofluorobenzene	107%		60-130%

(a) All results reported on wet weight basis.

ND = Not detected      MDL - Method Detection Limit  
 RL = Reporting Limit  
 E = Indicates value exceeds calibration range

J = Indicates an estimated value  
 B = Indicates analyte found in associated method blank  
 N = Indicates presumptive evidence of a compound

## Report of Analysis

Page 1 of 3

<b>Client Sample ID:</b>	Y3-1.0	<b>Date Sampled:</b>	07/11/11
<b>Lab Sample ID:</b>	C16941-13	<b>Date Received:</b>	07/12/11
<b>Matrix:</b>	SO - Soil	<b>Percent Solids:</b>	n/a <sup>a</sup>
<b>Method:</b>	SW846 8270C SW846 3550B	<b>Project:</b> Romic Soil Investigation(Romic EPA) - 2081 Bay Road, East Palo Alto, CA	

Run #	File ID	DF	Analyzed	By	Prep Date	Prep Batch	Analytical Batch
Run #1 <sup>b</sup>	Y8793.D	10	07/13/11	MT	07/12/11	OP4211	EY420
Run #2							

Run #	Initial Weight	Final Volume
Run #1	10.1 g	1.5 ml
Run #2		

## ABN Full List

CAS No.	Compound	Result	RL	MDL	Units	Q
65-85-0	Benzoic acid	ND	15000	13000	ug/kg	
95-57-8	2-Chlorophenol	ND	15000	10000	ug/kg	
59-50-7	4-Chloro-3-methyl phenol	ND	7400	6200	ug/kg	
120-83-2	2,4-Dichlorophenol	ND	7400	2100	ug/kg	
105-67-9	2,4-Dimethylphenol	ND	7400	2200	ug/kg	
51-28-5	2,4-Dinitrophenol	ND	37000	13000	ug/kg	
534-52-1	4,6-Dinitro-o-cresol	ND	30000	15000	ug/kg	
95-48-7	2-Methylphenol	ND	7400	2500	ug/kg	
	3&4-Methylphenol	ND	7400	2200	ug/kg	
88-75-5	2-Nitrophenol	ND	7400	1900	ug/kg	
100-02-7	4-Nitrophenol	ND	30000	18000	ug/kg	
87-86-5	Pentachlorophenol	ND	7400	6200	ug/kg	
108-95-2	Phenol	ND	30000	19000	ug/kg	
95-95-4	2,4,5-Trichlorophenol	ND	7400	1800	ug/kg	
88-06-2	2,4,6-Trichlorophenol	ND	7400	2400	ug/kg	
83-32-9	Acenaphthene	ND	15000	7400	ug/kg	
208-96-8	Acenaphthylene	ND	7400	3000	ug/kg	
62-53-3	Aniline	ND	7400	2100	ug/kg	
120-12-7	Anthracene	ND	7400	1500	ug/kg	
103-33-3	Azobenzene	ND	7400	2500	ug/kg	
92-87-5	Benzidine	ND	37000	11000	ug/kg	
56-55-3	Benzo(a)anthracene	ND	7400	1000	ug/kg	
50-32-8	Benzo(a)pyrene	ND	7400	1300	ug/kg	
205-99-2	Benzo(b)fluoranthene	ND	7400	890	ug/kg	
191-24-2	Benzo(g,h,i)perylene	ND	7400	2200	ug/kg	
207-08-9	Benzo(k)fluoranthene	ND	7400	1800	ug/kg	
101-55-3	4-Bromophenyl phenyl ether	ND	7400	2200	ug/kg	
85-68-7	Butyl benzyl phthalate	ND	7400	1600	ug/kg	
100-51-6	Benzyl Alcohol	ND	15000	2400	ug/kg	
91-58-7	2-Chloronaphthalene	ND	7400	2700	ug/kg	
106-47-8	4-Chloroaniline	ND	7400	2100	ug/kg	
86-74-8	Carbazole	ND	7400	1200	ug/kg	

ND = Not detected MDL - Method Detection Limit

J = Indicates an estimated value

RL = Reporting Limit

B = Indicates analyte found in associated method blank

E = Indicates value exceeds calibration range

N = Indicates presumptive evidence of a compound

## Report of Analysis

<b>Client Sample ID:</b>	Y3-1.0	<b>Date Sampled:</b>	07/11/11
<b>Lab Sample ID:</b>	C16941-13	<b>Date Received:</b>	07/12/11
<b>Matrix:</b>	SO - Soil	<b>Percent Solids:</b>	n/a <sup>a</sup>
<b>Method:</b>	SW846 8270C SW846 3550B		
<b>Project:</b>	Romic Soil Investigation(Romic EPA) - 2081 Bay Road, East Palo Alto, CA		

## ABN Full List

CAS No.	Compound	Result	RL	MDL	Units	Q
218-01-9	Chrysene	ND	7400	1500	ug/kg	
111-91-1	bis(2-Chloroethoxy)methane	ND	7400	2700	ug/kg	
111-44-4	bis(2-Chloroethyl)ether	ND	7400	3400	ug/kg	
108-60-1	bis(2-Chloroisopropyl)ether	ND	7400	4000	ug/kg	
7005-72-3	4-Chlorophenyl phenyl ether	ND	7400	2800	ug/kg	
95-50-1	1,2-Dichlorobenzene	ND	7400	2400	ug/kg	
541-73-1	1,3-Dichlorobenzene	ND	7400	2200	ug/kg	
106-46-7	1,4-Dichlorobenzene	ND	7400	6200	ug/kg	
121-14-2	2,4-Dinitrotoluene	ND	7400	6800	ug/kg	
606-20-2	2,6-Dinitrotoluene	ND	15000	4800	ug/kg	
91-94-1	3,3'-Dichlorobenzidine	ND	37000	2100	ug/kg	
53-70-3	Dibenzo(a,h)anthracene	ND	7400	1900	ug/kg	
132-64-9	Dibenzofuran	ND	7400	2400	ug/kg	
122-39-4	Diphenylamine	ND	7400	1800	ug/kg	
84-74-2	Di-n-butyl phthalate	ND	7400	1500	ug/kg	
117-84-0	Di-n-octyl phthalate	ND	7400	1900	ug/kg	
84-66-2	Diethyl phthalate	ND	7400	2500	ug/kg	
131-11-3	Dimethyl phthalate	ND	7400	2700	ug/kg	
117-81-7	bis(2-Ethylhexyl)phthalate	ND	7400	3300	ug/kg	
206-44-0	Fluoranthene	ND	7400	1500	ug/kg	
86-73-7	Fluorene	ND	7400	2700	ug/kg	
118-74-1	Hexachlorobenzene	ND	7400	1900	ug/kg	
87-68-3	Hexachlorobutadiene	ND	7400	2800	ug/kg	
77-47-4	Hexachlorocyclopentadiene	ND	7400	2100	ug/kg	
67-72-1	Hexachloroethane	ND	7400	2400	ug/kg	
193-39-5	Indeno(1,2,3-cd)pyrene	ND	7400	2100	ug/kg	
78-59-1	Isophorone	ND	7400	2500	ug/kg	
90-12-0	1-Methylnaphthalene	ND	7400	2400	ug/kg	
91-57-6	2-Methylnaphthalene	ND	7400	2400	ug/kg	
88-74-4	2-Nitroaniline	ND	7400	1800	ug/kg	
99-09-2	3-Nitroaniline	ND	7400	1800	ug/kg	
100-01-6	4-Nitroaniline	ND	7400	4500	ug/kg	
91-20-3	Naphthalene	ND	7400	2500	ug/kg	
98-95-3	Nitrobenzene	ND	7400	2400	ug/kg	
62-75-9	N-Nitrosodimethylamine	ND	74000	33000	ug/kg	
621-64-7	N-Nitroso-di-n-propylamine	ND	15000	8200	ug/kg	
85-01-8	Phenanthrene	ND	7400	1600	ug/kg	
129-00-0	Pyrene	ND	15000	10000	ug/kg	
110-86-1	Pyridine	ND	30000	3300	ug/kg	
120-82-1	1,2,4-Trichlorobenzene	ND	7400	5000	ug/kg	

ND = Not detected MDL - Method Detection Limit

RL = Reporting Limit

E = Indicates value exceeds calibration range

J = Indicates an estimated value

B = Indicates analyte found in associated method blank

N = Indicates presumptive evidence of a compound

## Report of Analysis

<b>Client Sample ID:</b>	Y3-1.0	
<b>Lab Sample ID:</b>	C16941-13	<b>Date Sampled:</b> 07/11/11
<b>Matrix:</b>	SO - Soil	<b>Date Received:</b> 07/12/11
<b>Method:</b>	SW846 8270C SW846 3550B	<b>Percent Solids:</b> n/a <sup>a</sup>
<b>Project:</b>	Romic Soil Investigation(Romic EPA) - 2081 Bay Road, East Palo Alto, CA	

## ABN Full List

CAS No.	Surrogate Recoveries	Run# 1	Run# 2	Limits
367-12-4	2-Fluorophenol	82%		20-100%
4165-62-2	Phenol-d5	91%		20-100%
118-79-6	2,4,6-Tribromophenol	96%		30-100%
4165-60-0	Nitrobenzene-d5	83%		20-100%
321-60-8	2-Fluorobiphenyl	87%		20-106%
1718-51-0	Terphenyl-d14	115%		55-130%

(a) All results reported on wet weight basis.

(b) Dilution required due to matrix interference; extract was viscous and non-target Hydrocarbons.

ND = Not detected      MDL - Method Detection Limit  
 RL = Reporting Limit  
 E = Indicates value exceeds calibration range

J = Indicates an estimated value  
 B = Indicates analyte found in associated method blank  
 N = Indicates presumptive evidence of a compound

## Report of Analysis

<b>Client Sample ID:</b> Y3-1.0		
<b>Lab Sample ID:</b> C16941-13		<b>Date Sampled:</b> 07/11/11
<b>Matrix:</b> SO - Soil		<b>Date Received:</b> 07/12/11
<b>Method:</b> SW846 8015B		<b>Percent Solids:</b> n/a <sup>a</sup>
<b>Project:</b> Romic Soil Investigation(Romic EPA) - 2081 Bay Road, East Palo Alto, CA		

	File ID	DF	Analyzed	By	Prep Date	Prep Batch	Analytical Batch
Run #1	JK21053.D	1	07/19/11	TT	n/a	n/a	GJK872
Run #2							

	Initial Weight
Run #1	5.01 g
Run #2	

### TPH Volatiles

CAS No.	Compound	Result	RL	MDL	Units	Q
	TPH-GRO (C6-C10)	ND	0.10	0.050	mg/kg	
CAS No.	Surrogate Recoveries	Run# 1	Run# 2	Limits		
98-08-8	aaa-Trifluorotoluene	92%		60-157%		

(a) All results reported on wet weight basis.

ND = Not detected      MDL - Method Detection Limit  
 RL = Reporting Limit  
 E = Indicates value exceeds calibration range

J = Indicates an estimated value  
 B = Indicates analyte found in associated method blank  
 N = Indicates presumptive evidence of a compound



## Report of Analysis

Page 1 of 1

<b>Client Sample ID:</b>	Y3-1.0	
<b>Lab Sample ID:</b>	C16941-13	<b>Date Sampled:</b> 07/11/11
<b>Matrix:</b>	SO - Soil	<b>Date Received:</b> 07/12/11
<b>Method:</b>	SW846 8081A SW846 3545A	<b>Percent Solids:</b> n/a <sup>a</sup>
<b>Project:</b>	Romic Soil Investigation(Romic EPA) - 2081 Bay Road, East Palo Alto, CA	

Run #	File ID	DF	Analyzed	By	Prep Date	Prep Batch	Analytical Batch
Run #1 <sup>b</sup>	OO22667.D	60	07/24/11	RV	07/15/11	OP4230	G00726
Run #2							

Run #	Initial Weight	Final Volume
Run #1	10.1 g	10.0 ml
Run #2		

## Pesticide PPL List

CAS No.	Compound	Result	RL	MDL	Units	Q
309-00-2	Aldrin	ND	1500	590	ug/kg	
319-84-6	alpha-BHC	ND	1500	650	ug/kg	
319-85-7	beta-BHC	ND	1500	210	ug/kg	
319-86-8	delta-BHC	ND	1500	210	ug/kg	
58-89-9	gamma-BHC (Lindane)	ND	1500	450	ug/kg	
12789-03-6	Chlordane	ND	5900	5900	ug/kg	
60-57-1	Dieldrin	ND	1500	180	ug/kg	
72-54-8	4,4' -DDD	ND	1500	210	ug/kg	
72-55-9	4,4' -DDE	ND	1500	180	ug/kg	
50-29-3	4,4' -DDT <sup>c</sup>	ND	1500	180	ug/kg	
72-20-8	Endrin	ND	1500	180	ug/kg	
7421-93-4	Endrin aldehyde	ND	1500	360	ug/kg	
959-98-8	Endosulfan-I	ND	1500	210	ug/kg	
33213-65-9	Endosulfan-II	ND	1500	210	ug/kg	
1031-07-8	Endosulfan sulfate	ND	1500	480	ug/kg	
76-44-8	Heptachlor	ND	1500	360	ug/kg	
1024-57-3	Heptachlor epoxide	ND	1500	240	ug/kg	
72-43-5	Methoxychlor	ND	1500	210	ug/kg	
8001-35-2	Toxaphene	ND	5900	5900	ug/kg	

CAS No.	Surrogate Recoveries	Run# 1	Run# 2	Limits
877-09-8	Tetrachloro-m-xylene	85%		35-132%
877-09-8	Tetrachloro-m-xylene	121%		35-132%
2051-24-3	Decachlorobiphenyl	106%		35-132%
2051-24-3	Decachlorobiphenyl	110%		35-132%

(a) All results reported on wet weight basis.

(b) Reporting limits raised due to high concentration of PCB (Aroclor 1260) and non-target Hydrocarbons.

(c) Result from signal#2.

ND = Not detected MDL - Method Detection Limit

RL = Reporting Limit

E = Indicates value exceeds calibration range

J = Indicates an estimated value

B = Indicates analyte found in associated method blank

N = Indicates presumptive evidence of a compound

## Report of Analysis

Page 1 of 1

<b>Client Sample ID:</b>	Y3-1.0	
<b>Lab Sample ID:</b>	C16941-13	<b>Date Sampled:</b> 07/11/11
<b>Matrix:</b>	SO - Soil	<b>Date Received:</b> 07/12/11
<b>Method:</b>	SW846 8082 SW846 3545A	<b>Percent Solids:</b> n/a <sup>a</sup>
<b>Project:</b>	Romic Soil Investigation(Romic EPA) - 2081 Bay Road, East Palo Alto, CA	

Run #1	File ID	DF	Analyzed	By	Prep Date	Prep Batch	Analytical Batch
Run #1	PP20044.D	1	07/17/11	RV	07/15/11	OP4231	GPP685
Run #2							

Run #1	Initial Weight	Final Volume
Run #1	10.1 g	10.0 ml
Run #2		

## PCB List

CAS No.	Compound	Result	RL	MDL	Units	Q
12674-11-2	Aroclor 1016	ND	99	17	ug/kg	
11104-28-2	Aroclor 1221	ND	99	50	ug/kg	
11141-16-5	Aroclor 1232	ND	99	50	ug/kg	
53469-21-9	Aroclor 1242	ND	99	50	ug/kg	
12672-29-6	Aroclor 1248	ND	99	50	ug/kg	
11097-69-1	Aroclor 1254	61.1	99	50	ug/kg	J
11096-82-5	Aroclor 1260 <sup>b</sup>	52.3	99	20	ug/kg	J

CAS No.	Surrogate Recoveries	Run# 1	Run# 2	Limits
877-09-8	Tetrachloro-m-xylene	67%		45-108%
877-09-8	Tetrachloro-m-xylene	63%		45-108%
2051-24-3	Decachlorobiphenyl	98%		54-121%
2051-24-3	Decachlorobiphenyl	83%		54-121%

(a) All results reported on wet weight basis.

(b) Estimated value due to the presence of multiple overlapping Aroclor patterns.

ND = Not detected      MDL - Method Detection Limit  
 RL = Reporting Limit  
 E = Indicates value exceeds calibration range

J = Indicates an estimated value  
 B = Indicates analyte found in associated method blank  
 N = Indicates presumptive evidence of a compound

### Report of Analysis

<b>Client Sample ID:</b> Y3-1.0		
<b>Lab Sample ID:</b> C16941-13		<b>Date Sampled:</b> 07/11/11
<b>Matrix:</b> SO - Soil		<b>Date Received:</b> 07/12/11
<b>Method:</b> SW846 8015B M SW846 3545A		<b>Percent Solids:</b> n/a <sup>a</sup>
<b>Project:</b> Romic Soil Investigation(Romic EPA) - 2081 Bay Road, East Palo Alto, CA		

	File ID	DF	Analyzed	By	Prep Date	Prep Batch	Analytical Batch
Run #1	HH15164.D	10	07/17/11	JH	07/14/11	OP4224	GHH522
Run #2							

	Initial Weight	Final Volume
Run #1	10.0 g	1.0 ml
Run #2		

**TPH Extractable w/ Silica Gel Cleanup**

CAS No.	Compound	Result	RL	MDL	Units	Q
	TPH (C10-C28)	252	100	50	mg/kg	
	TPH (> C28-C40)	939	200	100	mg/kg	

CAS No.	Surrogate Recoveries	Run# 1	Run# 2	Limits
630-01-3	Hexacosane	93%		45-140%

(a) All results reported on wet weight basis.

ND = Not detected      MDL - Method Detection Limit  
 RL = Reporting Limit  
 E = Indicates value exceeds calibration range

J = Indicates an estimated value  
 B = Indicates analyte found in associated method blank  
 N = Indicates presumptive evidence of a compound

## Report of Analysis

Page 1 of 1

<b>Client Sample ID:</b> Y3-1.0	<b>Date Sampled:</b> 07/11/11
<b>Lab Sample ID:</b> C16941-13	<b>Date Received:</b> 07/12/11
<b>Matrix:</b> SO - Soil	<b>Percent Solids:</b> n/a <sup>a</sup>
<b>Project:</b> Romic Soil Investigation(Romic EPA) - 2081 Bay Road,East Palo Alto,CA	

## Metals Analysis

Analyte	Result	RL	Units	DF	Prep	Analyzed By	Method	Prep Method
Antimony	3.8	3.6	mg/kg	2	07/13/11	07/15/11	DQ SW846 6010B <sup>3</sup>	SW846 3050B <sup>4</sup>
Arsenic	< 3.6	3.6	mg/kg	2	07/13/11	07/15/11	DQ SW846 6010B <sup>3</sup>	SW846 3050B <sup>4</sup>
Barium	115	18	mg/kg	1	07/13/11	07/15/11	DQ SW846 6010B <sup>1</sup>	SW846 3050B <sup>4</sup>
Beryllium	< 1.8	1.8	mg/kg	2	07/13/11	07/15/11	DQ SW846 6010B <sup>3</sup>	SW846 3050B <sup>4</sup>
Cadmium	2.0	0.89	mg/kg	1	07/13/11	07/15/11	DQ SW846 6010B <sup>1</sup>	SW846 3050B <sup>4</sup>
Chromium	73.8	0.89	mg/kg	1	07/13/11	07/15/11	DQ SW846 6010B <sup>1</sup>	SW846 3050B <sup>4</sup>
Cobalt	20.7	1.8	mg/kg	2	07/13/11	07/15/11	DQ SW846 6010B <sup>3</sup>	SW846 3050B <sup>4</sup>
Copper	55.5	2.2	mg/kg	1	07/13/11	07/15/11	DQ SW846 6010B <sup>1</sup>	SW846 3050B <sup>4</sup>
Lead	10.7	1.8	mg/kg	1	07/13/11	07/15/11	DQ SW846 6010B <sup>1</sup>	SW846 3050B <sup>4</sup>
Mercury	0.039	0.037	mg/kg	1	07/13/11	07/14/11	RW SW846 7471A <sup>2</sup>	SW846 7471A <sup>5</sup>
Molybdenum	< 1.8	1.8	mg/kg	1	07/13/11	07/15/11	DQ SW846 6010B <sup>1</sup>	SW846 3050B <sup>4</sup>
Nickel	50.1	0.89	mg/kg	1	07/13/11	07/15/11	DQ SW846 6010B <sup>1</sup>	SW846 3050B <sup>4</sup>
Selenium	< 1.8	1.8	mg/kg	1	07/13/11	07/15/11	DQ SW846 6010B <sup>1</sup>	SW846 3050B <sup>4</sup>
Silver	< 1.8	1.8	mg/kg	2	07/13/11	07/15/11	DQ SW846 6010B <sup>3</sup>	SW846 3050B <sup>4</sup>
Thallium	< 3.6	3.6	mg/kg	2	07/13/11	07/15/11	DQ SW846 6010B <sup>3</sup>	SW846 3050B <sup>4</sup>
Vanadium	101	1.8	mg/kg	2	07/13/11	07/15/11	DQ SW846 6010B <sup>3</sup>	SW846 3050B <sup>4</sup>
Zinc	63.2	1.8	mg/kg	1	07/13/11	07/15/11	DQ SW846 6010B <sup>1</sup>	SW846 3050B <sup>4</sup>

(1) Instrument QC Batch: MA1981

(2) Instrument QC Batch: MA1983

(3) Instrument QC Batch: MA1987

(4) Prep QC Batch: MP3696

(5) Prep QC Batch: MP3699

(a) All results reported on wet weight basis.

RL = Reporting Limit

## Report of Analysis

<b>Client Sample ID:</b>	Y3-3.5	<b>Date Sampled:</b>	07/11/11
<b>Lab Sample ID:</b>	C16941-14	<b>Date Received:</b>	07/12/11
<b>Matrix:</b>	SO - Soil	<b>Percent Solids:</b>	n/a <sup>a</sup>
<b>Method:</b>	SW846 8260B	<b>Project:</b> Romic Soil Investigation(Romic EPA) - 2081 Bay Road, East Palo Alto, CA	

Run #	File ID	DF	Analyzed	By	Prep Date	Prep Batch	Analytical Batch
Run #1	M25754.D	1	07/20/11	TN	n/a	n/a	VM821
Run #2							

Run #	Initial Weight
Run #1	5.82 g
Run #2	

## VOA 8260 List

CAS No.	Compound	Result	RL	MDL	Units	Q
67-64-1	Acetone	32.8	86	17	ug/kg	J
71-43-2	Benzene	ND	4.3	1.3	ug/kg	
108-86-1	Bromobenzene	ND	4.3	1.3	ug/kg	
74-97-5	Bromochloromethane	ND	4.3	1.3	ug/kg	
75-27-4	Bromodichloromethane	ND	4.3	0.86	ug/kg	
75-25-2	Bromoform	ND	4.3	0.86	ug/kg	
104-51-8	n-Butylbenzene	ND	4.3	1.3	ug/kg	
135-98-8	sec-Butylbenzene	ND	4.3	1.3	ug/kg	
98-06-6	tert-Butylbenzene	ND	4.3	1.3	ug/kg	
108-90-7	Chlorobenzene	ND	4.3	1.3	ug/kg	
75-00-3	Chloroethane	ND	4.3	1.3	ug/kg	
67-66-3	Chloroform	ND	4.3	1.3	ug/kg	
95-49-8	o-Chlorotoluene	ND	4.3	1.3	ug/kg	
106-43-4	p-Chlorotoluene	ND	4.3	1.3	ug/kg	
56-23-5	Carbon tetrachloride	ND	4.3	0.86	ug/kg	
75-34-3	1,1-Dichloroethane	ND	4.3	0.86	ug/kg	
75-35-4	1,1-Dichloroethylene	ND	4.3	1.3	ug/kg	
563-58-6	1,1-Dichloropropene	ND	4.3	1.3	ug/kg	
96-12-8	1,2-Dibromo-3-chloropropane	ND	4.3	0.86	ug/kg	
106-93-4	1,2-Dibromoethane	ND	4.3	0.86	ug/kg	
107-06-2	1,2-Dichloroethane	ND	4.3	1.3	ug/kg	
78-87-5	1,2-Dichloropropane	ND	4.3	1.3	ug/kg	
142-28-9	1,3-Dichloropropane	ND	4.3	1.3	ug/kg	
108-20-3	Di-Isopropyl ether	ND	4.3	1.3	ug/kg	
594-20-7	2,2-Dichloropropane	ND	4.3	1.3	ug/kg	
124-48-1	Dibromochloromethane	ND	4.3	0.86	ug/kg	
75-71-8	Dichlorodifluoromethane	ND	4.3	0.86	ug/kg	
156-59-2	cis-1,2-Dichloroethylene	55.9	4.3	1.3	ug/kg	
10061-01-5	cis-1,3-Dichloropropene	ND	4.3	1.3	ug/kg	
541-73-1	m-Dichlorobenzene	ND	4.3	1.3	ug/kg	
95-50-1	o-Dichlorobenzene	ND	4.3	1.3	ug/kg	
106-46-7	p-Dichlorobenzene	ND	4.3	1.3	ug/kg	

ND = Not detected MDL - Method Detection Limit

RL = Reporting Limit

E = Indicates value exceeds calibration range

J = Indicates an estimated value

B = Indicates analyte found in associated method blank

N = Indicates presumptive evidence of a compound

## Report of Analysis

<b>Client Sample ID:</b>	Y3-3.5	<b>Date Sampled:</b>	07/11/11
<b>Lab Sample ID:</b>	C16941-14	<b>Date Received:</b>	07/12/11
<b>Matrix:</b>	SO - Soil	<b>Percent Solids:</b>	n/a <sup>a</sup>
<b>Method:</b>	SW846 8260B	<b>Project:</b> Romc Soil Investigation(Romc EPA) - 2081 Bay Road,East Palo Alto,CA	

## VOA 8260 List

CAS No.	Compound	Result	RL	MDL	Units	Q
156-60-5	trans-1,2-Dichloroethylene	5.5	4.3	1.3	ug/kg	
10061-02-6	trans-1,3-Dichloropropene	ND	4.3	1.3	ug/kg	
100-41-4	Ethylbenzene	ND	4.3	1.3	ug/kg	
637-92-3	Ethyl tert-Butyl Ether	ND	4.3	1.3	ug/kg	
591-78-6	2-Hexanone	ND	34	4.3	ug/kg	
87-68-3	Hexachlorobutadiene	ND	4.3	0.86	ug/kg	
98-82-8	Isopropylbenzene	ND	4.3	1.3	ug/kg	
99-87-6	p-Isopropyltoluene	ND	4.3	1.3	ug/kg	
108-10-1	4-Methyl-2-pentanone	ND	34	13	ug/kg	
74-83-9	Methyl bromide	ND	4.3	2.1	ug/kg	
74-87-3	Methyl chloride	ND	4.3	1.3	ug/kg	
74-95-3	Methylene bromide	ND	4.3	2.1	ug/kg	
75-09-2	Methylene chloride	ND	21	14	ug/kg	
78-93-3	Methyl ethyl ketone	ND	34	10	ug/kg	
1634-04-4	Methyl Tert Butyl Ether	ND	4.3	0.86	ug/kg	
91-20-3	Naphthalene	ND	4.3	1.3	ug/kg	
103-65-1	n-Propylbenzene	ND	4.3	1.3	ug/kg	
100-42-5	Styrene	ND	4.3	0.86	ug/kg	
994-05-8	Tert-Amyl Methyl Ether	ND	4.3	1.0	ug/kg	
75-65-0	Tert Butyl Alcohol	ND	34	8.6	ug/kg	
630-20-6	1,1,1,2-Tetrachloroethane	ND	4.3	0.86	ug/kg	
71-55-6	1,1,1-Trichloroethane	ND	4.3	1.3	ug/kg	
79-34-5	1,1,2,2-Tetrachloroethane	ND	4.3	0.86	ug/kg	
79-00-5	1,1,2-Trichloroethane	ND	4.3	0.86	ug/kg	
87-61-6	1,2,3-Trichlorobenzene	ND	4.3	1.3	ug/kg	
96-18-4	1,2,3-Trichloropropane	ND	4.3	1.3	ug/kg	
120-82-1	1,2,4-Trichlorobenzene	ND	4.3	1.3	ug/kg	
95-63-6	1,2,4-Trimethylbenzene	ND	4.3	1.3	ug/kg	
108-67-8	1,3,5-Trimethylbenzene	ND	4.3	1.3	ug/kg	
127-18-4	Tetrachloroethylene	ND	4.3	3.0	ug/kg	
108-88-3	Toluene	ND	4.3	1.3	ug/kg	
79-01-6	Trichloroethylene	21.7	4.3	0.86	ug/kg	
75-69-4	Trichlorofluoromethane	ND	4.3	1.0	ug/kg	
75-01-4	Vinyl chloride	ND	4.3	2.1	ug/kg	
1330-20-7	Xylene (total)	ND	8.6	3.4	ug/kg	

CAS No.	Surrogate Recoveries	Run# 1	Run# 2	Limits
1868-53-7	Dibromofluoromethane	117%		60-130%
2037-26-5	Toluene-D8	101%		60-130%

ND = Not detected MDL - Method Detection Limit

RL = Reporting Limit

E = Indicates value exceeds calibration range

J = Indicates an estimated value

B = Indicates analyte found in associated method blank

N = Indicates presumptive evidence of a compound

**Report of Analysis**

<b>Client Sample ID:</b>	Y3-3.5	<b>Date Sampled:</b>	07/11/11
<b>Lab Sample ID:</b>	C16941-14	<b>Date Received:</b>	07/12/11
<b>Matrix:</b>	SO - Soil	<b>Percent Solids:</b>	n/a <sup>a</sup>
<b>Method:</b>	SW846 8260B	<b>Project:</b> Romic Soil Investigation(Romic EPA) - 2081 Bay Road, East Palo Alto, CA	

**VOA 8260 List**

CAS No.	Surrogate Recoveries	Run# 1	Run# 2	Limits
460-00-4	4-Bromofluorobenzene	107%		60-130%

(a) All results reported on wet weight basis.

ND = Not detected      MDL - Method Detection Limit  
 RL = Reporting Limit  
 E = Indicates value exceeds calibration range

J = Indicates an estimated value  
 B = Indicates analyte found in associated method blank  
 N = Indicates presumptive evidence of a compound

## Report of Analysis

<b>Client Sample ID:</b>	Y3-3.5	
<b>Lab Sample ID:</b>	C16941-14	<b>Date Sampled:</b> 07/11/11
<b>Matrix:</b>	SO - Soil	<b>Date Received:</b> 07/12/11
<b>Method:</b>	SW846 8015B	<b>Percent Solids:</b> n/a <sup>a</sup>
<b>Project:</b>	Romic Soil Investigation(Romic EPA) - 2081 Bay Road, East Palo Alto, CA	

	File ID	DF	Analyzed	By	Prep Date	Prep Batch	Analytical Batch
Run #1	JK21054.D	1	07/19/11	TT	n/a	n/a	GJK872
Run #2							

	Initial Weight
Run #1	5.08 g
Run #2	

## TPH Volatiles

CAS No.	Compound	Result	RL	MDL	Units	Q
	TPH-GRO (C6-C10)	ND	0.098	0.049	mg/kg	

CAS No.	Surrogate Recoveries	Run# 1	Run# 2	Limits
98-08-8	aaa-Trifluorotoluene	94%		60-157%

(a) All results reported on wet weight basis.

ND = Not detected      MDL - Method Detection Limit  
 RL = Reporting Limit  
 E = Indicates value exceeds calibration range

J = Indicates an estimated value  
 B = Indicates analyte found in associated method blank  
 N = Indicates presumptive evidence of a compound



## Report of Analysis

<b>Client Sample ID:</b>	Y3-3.5	
<b>Lab Sample ID:</b>	C16941-14	<b>Date Sampled:</b> 07/11/11
<b>Matrix:</b>	SO - Soil	<b>Date Received:</b> 07/12/11
<b>Method:</b>	SW846 8015B M SW846 3545A	<b>Percent Solids:</b> n/a <sup>a</sup>
<b>Project:</b>	Romic Soil Investigation(Romic EPA) - 2081 Bay Road, East Palo Alto, CA	

	File ID	DF	Analyzed	By	Prep Date	Prep Batch	Analytical Batch
Run #1	GG26713.D	1	07/16/11	JH	07/14/11	OP4224	GGG721
Run #2							

	Initial Weight	Final Volume
Run #1	10.1 g	1.0 ml
Run #2		

### TPH Extractable w/ Silica Gel Cleanup

CAS No.	Compound	Result	RL	MDL	Units	Q
	TPH (C10-C28)	5.03	9.9	5.0	mg/kg	J
	TPH (> C28-C40)	ND	20	9.9	mg/kg	

CAS No.	Surrogate Recoveries	Run# 1	Run# 2	Limits
630-01-3	Hexacosane	48%		45-140%

(a) All results reported on wet weight basis.

ND = Not detected      MDL - Method Detection Limit  
 RL = Reporting Limit  
 E = Indicates value exceeds calibration range

J = Indicates an estimated value  
 B = Indicates analyte found in associated method blank  
 N = Indicates presumptive evidence of a compound

## Report of Analysis

<b>Client Sample ID:</b> Y3-3.5		
<b>Lab Sample ID:</b> C16941-14		<b>Date Sampled:</b> 07/11/11
<b>Matrix:</b> SO - Soil		<b>Date Received:</b> 07/12/11
		<b>Percent Solids:</b> n/a <sup>a</sup>
<b>Project:</b> Romic Soil Investigation(Romic EPA) - 2081 Bay Road,East Palo Alto,CA		

### Metals Analysis

Analyte	Result	RL	Units	DF	Prep	Analyzed By	Method	Prep Method
Cadmium	21.4	0.90	mg/kg	1	07/13/11	07/15/11 DQ	SW846 6010B <sup>1</sup>	SW846 3050B <sup>2</sup>
Chromium	59.9	0.90	mg/kg	1	07/13/11	07/15/11 DQ	SW846 6010B <sup>1</sup>	SW846 3050B <sup>2</sup>
Lead	5.0	1.8	mg/kg	1	07/13/11	07/15/11 DQ	SW846 6010B <sup>1</sup>	SW846 3050B <sup>2</sup>

(1) Instrument QC Batch: MA1981

(2) Prep QC Batch: MP3696

(a) All results reported on wet weight basis.

RL = Reporting Limit

## Report of Analysis

Page 1 of 3

<b>Client Sample ID:</b>	Y3-6.5	<b>Date Sampled:</b>	07/11/11
<b>Lab Sample ID:</b>	C16941-15	<b>Date Received:</b>	07/12/11
<b>Matrix:</b>	SO - Soil	<b>Percent Solids:</b>	n/a <sup>a</sup>
<b>Method:</b>	SW846 8260B	<b>Project:</b> Romic Soil Investigation(Romic EPA) - 2081 Bay Road,East Palo Alto,CA	

Run #	File ID	DF	Analyzed	By	Prep Date	Prep Batch	Analytical Batch
Run #1	M25755.D	1	07/20/11	TN	n/a	n/a	VM821
Run #2							

Run #	Initial Weight
Run #1	6.16 g
Run #2	

## VOA 8260 List

CAS No.	Compound	Result	RL	MDL	Units	Q
67-64-1	Acetone	ND	81	16	ug/kg	
71-43-2	Benzene	ND	4.1	1.2	ug/kg	
108-86-1	Bromobenzene	ND	4.1	1.2	ug/kg	
74-97-5	Bromochloromethane	ND	4.1	1.2	ug/kg	
75-27-4	Bromodichloromethane	ND	4.1	0.81	ug/kg	
75-25-2	Bromoform	ND	4.1	0.81	ug/kg	
104-51-8	n-Butylbenzene	ND	4.1	1.2	ug/kg	
135-98-8	sec-Butylbenzene	ND	4.1	1.2	ug/kg	
98-06-6	tert-Butylbenzene	ND	4.1	1.2	ug/kg	
108-90-7	Chlorobenzene	ND	4.1	1.2	ug/kg	
75-00-3	Chloroethane	ND	4.1	1.2	ug/kg	
67-66-3	Chloroform	ND	4.1	1.2	ug/kg	
95-49-8	o-Chlorotoluene	ND	4.1	1.2	ug/kg	
106-43-4	p-Chlorotoluene	ND	4.1	1.2	ug/kg	
56-23-5	Carbon tetrachloride	ND	4.1	0.81	ug/kg	
75-34-3	1,1-Dichloroethane	ND	4.1	0.81	ug/kg	
75-35-4	1,1-Dichloroethylene	ND	4.1	1.2	ug/kg	
563-58-6	1,1-Dichloropropene	ND	4.1	1.2	ug/kg	
96-12-8	1,2-Dibromo-3-chloropropane	ND	4.1	0.81	ug/kg	
106-93-4	1,2-Dibromoethane	ND	4.1	0.81	ug/kg	
107-06-2	1,2-Dichloroethane	ND	4.1	1.2	ug/kg	
78-87-5	1,2-Dichloropropane	ND	4.1	1.2	ug/kg	
142-28-9	1,3-Dichloropropane	ND	4.1	1.2	ug/kg	
108-20-3	Di-Isopropyl ether	ND	4.1	1.2	ug/kg	
594-20-7	2,2-Dichloropropane	ND	4.1	1.2	ug/kg	
124-48-1	Dibromochloromethane	ND	4.1	0.81	ug/kg	
75-71-8	Dichlorodifluoromethane	ND	4.1	0.81	ug/kg	
156-59-2	cis-1,2-Dichloroethylene	40.1	4.1	1.2	ug/kg	
10061-01-5	cis-1,3-Dichloropropene	ND	4.1	1.2	ug/kg	
541-73-1	m-Dichlorobenzene	ND	4.1	1.2	ug/kg	
95-50-1	o-Dichlorobenzene	ND	4.1	1.2	ug/kg	
106-46-7	p-Dichlorobenzene	ND	4.1	1.2	ug/kg	

ND = Not detected MDL - Method Detection Limit

RL = Reporting Limit

E = Indicates value exceeds calibration range

J = Indicates an estimated value

B = Indicates analyte found in associated method blank

N = Indicates presumptive evidence of a compound

## Report of Analysis

<b>Client Sample ID:</b>	Y3-6.5	<b>Date Sampled:</b>	07/11/11
<b>Lab Sample ID:</b>	C16941-15	<b>Date Received:</b>	07/12/11
<b>Matrix:</b>	SO - Soil	<b>Percent Solids:</b>	n/a <sup>a</sup>
<b>Method:</b>	SW846 8260B	<b>Project:</b> Romic Soil Investigation(Romic EPA) - 2081 Bay Road,East Palo Alto,CA	

## VOA 8260 List

CAS No.	Compound	Result	RL	MDL	Units	Q
156-60-5	trans-1,2-Dichloroethylene	3.7	4.1	1.2	ug/kg	J
10061-02-6	trans-1,3-Dichloropropene	ND	4.1	1.2	ug/kg	
100-41-4	Ethylbenzene	ND	4.1	1.2	ug/kg	
637-92-3	Ethyl tert-Butyl Ether	ND	4.1	1.2	ug/kg	
591-78-6	2-Hexanone	ND	32	4.1	ug/kg	
87-68-3	Hexachlorobutadiene	ND	4.1	0.81	ug/kg	
98-82-8	Isopropylbenzene	ND	4.1	1.2	ug/kg	
99-87-6	p-Isopropyltoluene	ND	4.1	1.2	ug/kg	
108-10-1	4-Methyl-2-pentanone	ND	32	12	ug/kg	
74-83-9	Methyl bromide	ND	4.1	2.0	ug/kg	
74-87-3	Methyl chloride	ND	4.1	1.2	ug/kg	
74-95-3	Methylene bromide	ND	4.1	2.0	ug/kg	
75-09-2	Methylene chloride	ND	20	13	ug/kg	
78-93-3	Methyl ethyl ketone	ND	32	9.7	ug/kg	
1634-04-4	Methyl Tert Butyl Ether	0.81	4.1	0.81	ug/kg	J
91-20-3	Naphthalene	ND	4.1	1.2	ug/kg	
103-65-1	n-Propylbenzene	ND	4.1	1.2	ug/kg	
100-42-5	Styrene	ND	4.1	0.81	ug/kg	
994-05-8	Tert-Amyl Methyl Ether	ND	4.1	0.97	ug/kg	
75-65-0	Tert Butyl Alcohol	ND	32	8.1	ug/kg	
630-20-6	1,1,1,2-Tetrachloroethane	ND	4.1	0.81	ug/kg	
71-55-6	1,1,1-Trichloroethane	ND	4.1	1.2	ug/kg	
79-34-5	1,1,2,2-Tetrachloroethane	ND	4.1	0.81	ug/kg	
79-00-5	1,1,2-Trichloroethane	ND	4.1	0.81	ug/kg	
87-61-6	1,2,3-Trichlorobenzene	ND	4.1	1.2	ug/kg	
96-18-4	1,2,3-Trichloropropane	ND	4.1	1.2	ug/kg	
120-82-1	1,2,4-Trichlorobenzene	ND	4.1	1.2	ug/kg	
95-63-6	1,2,4-Trimethylbenzene	ND	4.1	1.2	ug/kg	
108-67-8	1,3,5-Trimethylbenzene	ND	4.1	1.2	ug/kg	
127-18-4	Tetrachloroethylene	ND	4.1	2.8	ug/kg	
108-88-3	Toluene	ND	4.1	1.2	ug/kg	
79-01-6	Trichloroethylene	16.2	4.1	0.81	ug/kg	
75-69-4	Trichlorofluoromethane	ND	4.1	0.97	ug/kg	
75-01-4	Vinyl chloride	ND	4.1	2.0	ug/kg	
1330-20-7	Xylene (total)	ND	8.1	3.2	ug/kg	

CAS No.	Surrogate Recoveries	Run# 1	Run# 2	Limits
1868-53-7	Dibromofluoromethane	116%		60-130%
2037-26-5	Toluene-D8	99%		60-130%

ND = Not detected MDL - Method Detection Limit

RL = Reporting Limit

E = Indicates value exceeds calibration range

J = Indicates an estimated value

B = Indicates analyte found in associated method blank

N = Indicates presumptive evidence of a compound

**Report of Analysis**

<b>Client Sample ID:</b>	Y3-6.5	<b>Date Sampled:</b>	07/11/11
<b>Lab Sample ID:</b>	C16941-15	<b>Date Received:</b>	07/12/11
<b>Matrix:</b>	SO - Soil	<b>Percent Solids:</b>	n/a <sup>a</sup>
<b>Method:</b>	SW846 8260B		
<b>Project:</b>	Romic Soil Investigation(Romic EPA) - 2081 Bay Road, East Palo Alto, CA		

**VOA 8260 List**

CAS No.	Surrogate Recoveries	Run# 1	Run# 2	Limits
460-00-4	4-Bromofluorobenzene	110%		60-130%

(a) All results reported on wet weight basis.

ND = Not detected      MDL - Method Detection Limit  
 RL = Reporting Limit  
 E = Indicates value exceeds calibration range

J = Indicates an estimated value  
 B = Indicates analyte found in associated method blank  
 N = Indicates presumptive evidence of a compound

## Report of Analysis

<b>Client Sample ID:</b> Y3-6.5		<b>Date Sampled:</b> 07/11/11
<b>Lab Sample ID:</b> C16941-15		<b>Date Received:</b> 07/12/11
<b>Matrix:</b> SO - Soil		<b>Percent Solids:</b> n/a <sup>a</sup>
<b>Method:</b> SW846 8015B		
<b>Project:</b> Romic Soil Investigation(Romic EPA) - 2081 Bay Road, East Palo Alto, CA		

Run #	File ID	DF	Analyzed	By	Prep Date	Prep Batch	Analytical Batch
Run #1	JK21055.D	1	07/19/11	TT	n/a	n/a	GJK872
Run #2							

Run #	Initial Weight
Run #1	5.32 g
Run #2	

### TPH Volatiles

CAS No.	Compound	Result	RL	MDL	Units	Q
	TPH-GRO (C6-C10)	ND	0.094	0.047	mg/kg	

CAS No.	Surrogate Recoveries	Run# 1	Run# 2	Limits
98-08-8	aaa-Trifluorotoluene	91%		60-157%

(a) All results reported on wet weight basis.

ND = Not detected      MDL - Method Detection Limit  
 RL = Reporting Limit  
 E = Indicates value exceeds calibration range

J = Indicates an estimated value  
 B = Indicates analyte found in associated method blank  
 N = Indicates presumptive evidence of a compound

## Report of Analysis

<b>Client Sample ID:</b> Y3-6.5		<b>Date Sampled:</b> 07/11/11
<b>Lab Sample ID:</b> C16941-15		<b>Date Received:</b> 07/12/11
<b>Matrix:</b> SO - Soil		<b>Percent Solids:</b> n/a <sup>a</sup>
<b>Method:</b> SW846 8015B M SW846 3545A		
<b>Project:</b> Romic Soil Investigation(Romic EPA) - 2081 Bay Road, East Palo Alto, CA		

Run #	File ID	DF	Analyzed	By	Prep Date	Prep Batch	Analytical Batch
Run #1	GG26714.D	1	07/16/11	JH	07/14/11	OP4224	GGG721
Run #2							

Run #	Initial Weight	Final Volume
Run #1	10.1 g	1.0 ml
Run #2		

### TPH Extractable w/ Silica Gel Cleanup

CAS No.	Compound	Result	RL	MDL	Units	Q
	TPH (C10-C28)	5.85	9.9	5.0	mg/kg	J
	TPH (> C28-C40)	ND	20	9.9	mg/kg	

CAS No.	Surrogate Recoveries	Run# 1	Run# 2	Limits
630-01-3	Hexacosane	49%		45-140%

(a) All results reported on wet weight basis.

ND = Not detected      MDL - Method Detection Limit  
 RL = Reporting Limit

J = Indicates an estimated value  
 B = Indicates analyte found in associated method blank  
 N = Indicates presumptive evidence of a compound

## Report of Analysis

<b>Client Sample ID:</b>	Y3-6.5	<b>Date Sampled:</b>	07/11/11
<b>Lab Sample ID:</b>	C16941-15	<b>Date Received:</b>	07/12/11
<b>Matrix:</b>	SO - Soil	<b>Percent Solids:</b>	n/a <sup>a</sup>
<b>Project:</b>	Romic Soil Investigation(Romic EPA) - 2081 Bay Road,East Palo Alto,CA		

### Metals Analysis

Analyte	Result	RL	Units	DF	Prep	Analyzed By	Method	Prep Method
Cadmium	2.5	0.89	mg/kg	1	07/13/11	07/15/11 DQ	SW846 6010B <sup>1</sup>	SW846 3050B <sup>2</sup>
Chromium	38.7	0.89	mg/kg	1	07/13/11	07/15/11 DQ	SW846 6010B <sup>1</sup>	SW846 3050B <sup>2</sup>
Lead	4.8	1.8	mg/kg	1	07/13/11	07/15/11 DQ	SW846 6010B <sup>1</sup>	SW846 3050B <sup>2</sup>

(1) Instrument QC Batch: MA1981

(2) Prep QC Batch: MP3696

(a) All results reported on wet weight basis.

RL = Reporting Limit



## Report of Analysis

<b>Client Sample ID:</b>	V2-1.1	
<b>Lab Sample ID:</b>	C16941-16	<b>Date Sampled:</b> 07/11/11
<b>Matrix:</b>	SO - Soil	<b>Date Received:</b> 07/12/11
<b>Method:</b>	SW846 8015B	<b>Percent Solids:</b> n/a <sup>a</sup>
<b>Project:</b>	Romic Soil Investigation(Romic EPA) - 2081 Bay Road, East Palo Alto, CA	

	File ID	DF	Analyzed	By	Prep Date	Prep Batch	Analytical Batch
Run #1	JK21062.D	1	07/19/11	TT	n/a	n/a	GJK873
Run #2							

	Initial Weight
Run #1	5.37 g
Run #2	

## TPH Volatiles

CAS No.	Compound	Result	RL	MDL	Units	Q
	TPH-GRO (C6-C10)	ND	0.093	0.047	mg/kg	
CAS No.	Surrogate Recoveries	Run# 1	Run# 2	Limits		
98-08-8	aaa-Trifluorotoluene	91%		60-157%		

(a) All results reported on wet weight basis.

ND = Not detected      MDL - Method Detection Limit  
 RL = Reporting Limit  
 E = Indicates value exceeds calibration range

J = Indicates an estimated value  
 B = Indicates analyte found in associated method blank  
 N = Indicates presumptive evidence of a compound

### Report of Analysis

<b>Client Sample ID:</b>	V2-1.1	
<b>Lab Sample ID:</b>	C16941-16	<b>Date Sampled:</b> 07/11/11
<b>Matrix:</b>	SO - Soil	<b>Date Received:</b> 07/12/11
<b>Method:</b>	SW846 8015B M SW846 3545A	<b>Percent Solids:</b> n/a <sup>a</sup>
<b>Project:</b>	Romic Soil Investigation(Romic EPA) - 2081 Bay Road, East Palo Alto, CA	

	File ID	DF	Analyzed	By	Prep Date	Prep Batch	Analytical Batch
Run #1	GG26715.D	1	07/16/11	JH	07/14/11	OP4224	GGG721
Run #2							

	Initial Weight	Final Volume
Run #1	10.1 g	1.0 ml
Run #2		

**TPH Extractable w/ Silica Gel Cleanup**

CAS No.	Compound	Result	RL	MDL	Units	Q
	TPH (C10-C28)	5.02	9.9	5.0	mg/kg	J
	TPH (> C28-C40)	ND	20	9.9	mg/kg	

CAS No.	Surrogate Recoveries	Run# 1	Run# 2	Limits
630-01-3	Hexacosane	47%		45-140%

(a) All results reported on wet weight basis.

ND = Not detected      MDL - Method Detection Limit  
 RL = Reporting Limit  
 E = Indicates value exceeds calibration range

J = Indicates an estimated value  
 B = Indicates analyte found in associated method blank  
 N = Indicates presumptive evidence of a compound

## Report of Analysis

<b>Client Sample ID:</b> V2-1.1	<b>Date Sampled:</b> 07/11/11
<b>Lab Sample ID:</b> C16941-16	<b>Date Received:</b> 07/12/11
<b>Matrix:</b> SO - Soil	<b>Percent Solids:</b> n/a <sup>a</sup>
<b>Project:</b> Romic Soil Investigation(Romic EPA) - 2081 Bay Road, East Palo Alto, CA	

### Metals Analysis

Analyte	Result	RL	Units	DF	Prep	Analyzed By	Method	Prep Method
Cadmium	< 0.92	0.92	mg/kg	1	07/13/11	07/15/11 DQ	SW846 6010B <sup>1</sup>	SW846 3050B <sup>2</sup>
Chromium	102	0.92	mg/kg	1	07/13/11	07/15/11 DQ	SW846 6010B <sup>1</sup>	SW846 3050B <sup>2</sup>
Lead	< 1.8	1.8	mg/kg	1	07/13/11	07/15/11 DQ	SW846 6010B <sup>1</sup>	SW846 3050B <sup>2</sup>

(1) Instrument QC Batch: MA1981

(2) Prep QC Batch: MP3696

(a) All results reported on wet weight basis.

---

RL = Reporting Limit

## Report of Analysis

Page 1 of 3

<b>Client Sample ID:</b>	V2-3.6	<b>Date Sampled:</b>	07/11/11
<b>Lab Sample ID:</b>	C16941-17	<b>Date Received:</b>	07/12/11
<b>Matrix:</b>	SO - Soil	<b>Percent Solids:</b>	n/a <sup>a</sup>
<b>Method:</b>	SW846 8260B	<b>Project:</b> Romic Soil Investigation(Romic EPA) - 2081 Bay Road, East Palo Alto, CA	

Run #	File ID	DF	Analyzed	By	Prep Date	Prep Batch	Analytical Batch
Run #1	M25756.D	1	07/20/11	TN	n/a	n/a	VM821
Run #2							

Run #	Initial Weight
Run #1	6.32 g
Run #2	

## VOA 8260 List

CAS No.	Compound	Result	RL	MDL	Units	Q
67-64-1	Acetone	70.1	79	16	ug/kg	J
71-43-2	Benzene	1.3	4.0	1.2	ug/kg	J
108-86-1	Bromobenzene	ND	4.0	1.2	ug/kg	
74-97-5	Bromochloromethane	ND	4.0	1.2	ug/kg	
75-27-4	Bromodichloromethane	ND	4.0	0.79	ug/kg	
75-25-2	Bromoform	ND	4.0	0.79	ug/kg	
104-51-8	n-Butylbenzene	ND	4.0	1.2	ug/kg	
135-98-8	sec-Butylbenzene	ND	4.0	1.2	ug/kg	
98-06-6	tert-Butylbenzene	ND	4.0	1.2	ug/kg	
108-90-7	Chlorobenzene	ND	4.0	1.2	ug/kg	
75-00-3	Chloroethane	ND	4.0	1.2	ug/kg	
67-66-3	Chloroform	ND	4.0	1.2	ug/kg	
95-49-8	o-Chlorotoluene	ND	4.0	1.2	ug/kg	
106-43-4	p-Chlorotoluene	ND	4.0	1.2	ug/kg	
56-23-5	Carbon tetrachloride	ND	4.0	0.79	ug/kg	
75-34-3	1,1-Dichloroethane	ND	4.0	0.79	ug/kg	
75-35-4	1,1-Dichloroethylene	ND	4.0	1.2	ug/kg	
563-58-6	1,1-Dichloropropene	ND	4.0	1.2	ug/kg	
96-12-8	1,2-Dibromo-3-chloropropane	ND	4.0	0.79	ug/kg	
106-93-4	1,2-Dibromoethane	ND	4.0	0.79	ug/kg	
107-06-2	1,2-Dichloroethane	ND	4.0	1.2	ug/kg	
78-87-5	1,2-Dichloropropane	ND	4.0	1.2	ug/kg	
142-28-9	1,3-Dichloropropane	ND	4.0	1.2	ug/kg	
108-20-3	Di-Isopropyl ether	ND	4.0	1.2	ug/kg	
594-20-7	2,2-Dichloropropane	ND	4.0	1.2	ug/kg	
124-48-1	Dibromochloromethane	ND	4.0	0.79	ug/kg	
75-71-8	Dichlorodifluoromethane	ND	4.0	0.79	ug/kg	
156-59-2	cis-1,2-Dichloroethylene	ND	4.0	1.2	ug/kg	
10061-01-5	cis-1,3-Dichloropropene	ND	4.0	1.2	ug/kg	
541-73-1	m-Dichlorobenzene	ND	4.0	1.2	ug/kg	
95-50-1	o-Dichlorobenzene	ND	4.0	1.2	ug/kg	
106-46-7	p-Dichlorobenzene	ND	4.0	1.2	ug/kg	

ND = Not detected MDL - Method Detection Limit

RL = Reporting Limit

E = Indicates value exceeds calibration range

J = Indicates an estimated value

B = Indicates analyte found in associated method blank

N = Indicates presumptive evidence of a compound

## Report of Analysis

<b>Client Sample ID:</b>	V2-3.6	<b>Date Sampled:</b>	07/11/11
<b>Lab Sample ID:</b>	C16941-17	<b>Date Received:</b>	07/12/11
<b>Matrix:</b>	SO - Soil	<b>Percent Solids:</b>	n/a <sup>a</sup>
<b>Method:</b>	SW846 8260B	<b>Project:</b> Romic Soil Investigation(Romic EPA) - 2081 Bay Road,East Palo Alto,CA	

## VOA 8260 List

CAS No.	Compound	Result	RL	MDL	Units	Q
156-60-5	trans-1,2-Dichloroethylene	ND	4.0	1.2	ug/kg	
10061-02-6	trans-1,3-Dichloropropene	ND	4.0	1.2	ug/kg	
100-41-4	Ethylbenzene	ND	4.0	1.2	ug/kg	
637-92-3	Ethyl tert-Butyl Ether	ND	4.0	1.2	ug/kg	
591-78-6	2-Hexanone	ND	32	4.0	ug/kg	
87-68-3	Hexachlorobutadiene	ND	4.0	0.79	ug/kg	
98-82-8	Isopropylbenzene	ND	4.0	1.2	ug/kg	
99-87-6	p-Isopropyltoluene	ND	4.0	1.2	ug/kg	
108-10-1	4-Methyl-2-pentanone	ND	32	12	ug/kg	
74-83-9	Methyl bromide	ND	4.0	2.0	ug/kg	
74-87-3	Methyl chloride	ND	4.0	1.2	ug/kg	
74-95-3	Methylene bromide	ND	4.0	2.0	ug/kg	
75-09-2	Methylene chloride	ND	20	13	ug/kg	
78-93-3	Methyl ethyl ketone	13.4	32	9.5	ug/kg	J
1634-04-4	Methyl Tert Butyl Ether	2.2	4.0	0.79	ug/kg	J
91-20-3	Naphthalene	ND	4.0	1.2	ug/kg	
103-65-1	n-Propylbenzene	ND	4.0	1.2	ug/kg	
100-42-5	Styrene	ND	4.0	0.79	ug/kg	
994-05-8	Tert-Amyl Methyl Ether	ND	4.0	0.95	ug/kg	
75-65-0	Tert Butyl Alcohol	ND	32	7.9	ug/kg	
630-20-6	1,1,1,2-Tetrachloroethane	ND	4.0	0.79	ug/kg	
71-55-6	1,1,1-Trichloroethane	ND	4.0	1.2	ug/kg	
79-34-5	1,1,2,2-Tetrachloroethane	ND	4.0	0.79	ug/kg	
79-00-5	1,1,2-Trichloroethane	ND	4.0	0.79	ug/kg	
87-61-6	1,2,3-Trichlorobenzene	ND	4.0	1.2	ug/kg	
96-18-4	1,2,3-Trichloropropane	ND	4.0	1.2	ug/kg	
120-82-1	1,2,4-Trichlorobenzene	ND	4.0	1.2	ug/kg	
95-63-6	1,2,4-Trimethylbenzene	ND	4.0	1.2	ug/kg	
108-67-8	1,3,5-Trimethylbenzene	ND	4.0	1.2	ug/kg	
127-18-4	Tetrachloroethylene	ND	4.0	2.8	ug/kg	
108-88-3	Toluene	ND	4.0	1.2	ug/kg	
79-01-6	Trichloroethylene	ND	4.0	0.79	ug/kg	
75-69-4	Trichlorofluoromethane	ND	4.0	0.95	ug/kg	
75-01-4	Vinyl chloride	ND	4.0	2.0	ug/kg	
1330-20-7	Xylene (total)	ND	7.9	3.2	ug/kg	

CAS No.	Surrogate Recoveries	Run# 1	Run# 2	Limits
1868-53-7	Dibromofluoromethane	119%		60-130%
2037-26-5	Toluene-D8	101%		60-130%

ND = Not detected MDL - Method Detection Limit

RL = Reporting Limit

E = Indicates value exceeds calibration range

J = Indicates an estimated value

B = Indicates analyte found in associated method blank

N = Indicates presumptive evidence of a compound

## Report of Analysis

<b>Client Sample ID:</b>	V2-3.6		
<b>Lab Sample ID:</b>	C16941-17	<b>Date Sampled:</b>	07/11/11
<b>Matrix:</b>	SO - Soil	<b>Date Received:</b>	07/12/11
<b>Method:</b>	SW846 8260B	<b>Percent Solids:</b>	n/a <sup>a</sup>
<b>Project:</b>	Romic Soil Investigation(Romic EPA) - 2081 Bay Road, East Palo Alto, CA		

### VOA 8260 List

CAS No.	Surrogate Recoveries	Run# 1	Run# 2	Limits
460-00-4	4-Bromofluorobenzene	105%		60-130%

(a) All results reported on wet weight basis.

ND = Not detected      MDL - Method Detection Limit  
 RL = Reporting Limit  
 E = Indicates value exceeds calibration range

J = Indicates an estimated value  
 B = Indicates analyte found in associated method blank  
 N = Indicates presumptive evidence of a compound

## Report of Analysis

<b>Client Sample ID:</b> V2-3.6		<b>Date Sampled:</b> 07/11/11
<b>Lab Sample ID:</b> C16941-17		<b>Date Received:</b> 07/12/11
<b>Matrix:</b> SO - Soil		<b>Percent Solids:</b> n/a <sup>a</sup>
<b>Method:</b> SW846 8015B		
<b>Project:</b> Romic Soil Investigation(Romic EPA) - 2081 Bay Road, East Palo Alto, CA		

Run #	File ID	DF	Analyzed	By	Prep Date	Prep Batch	Analytical Batch
Run #1	JK21063.D	1	07/19/11	TT	n/a	n/a	GJK873
Run #2							

Run #	Initial Weight
Run #1	5.43 g
Run #2	

**TPH Volatiles**

CAS No.	Compound	Result	RL	MDL	Units	Q
	TPH-GRO (C6-C10)	ND	0.092	0.046	mg/kg	
CAS No.	Surrogate Recoveries	Run# 1	Run# 2	Limits		
98-08-8	aaa-Trifluorotoluene	96%		60-157%		

(a) All results reported on wet weight basis.

ND = Not detected      MDL - Method Detection Limit  
 RL = Reporting Limit  
 E = Indicates value exceeds calibration range

J = Indicates an estimated value  
 B = Indicates analyte found in associated method blank  
 N = Indicates presumptive evidence of a compound

## Report of Analysis

<b>Client Sample ID:</b> V2-3.6		<b>Date Sampled:</b> 07/11/11
<b>Lab Sample ID:</b> C16941-17		<b>Date Received:</b> 07/12/11
<b>Matrix:</b> SO - Soil		<b>Percent Solids:</b> n/a <sup>a</sup>
<b>Method:</b> SW846 8015B M SW846 3545A		
<b>Project:</b> Romic Soil Investigation(Romic EPA) - 2081 Bay Road, East Palo Alto, CA		

	File ID	DF	Analyzed	By	Prep Date	Prep Batch	Analytical Batch
Run #1	HH15165.D	10	07/17/11	JH	07/14/11	OP4224	GHH522
Run #2							

	Initial Weight	Final Volume
Run #1	10.0 g	1.0 ml
Run #2		

### TPH Extractable w/ Silica Gel Cleanup

CAS No.	Compound	Result	RL	MDL	Units	Q
	TPH (C10-C28)	603	100	50	mg/kg	
	TPH (> C28-C40)	563	200	100	mg/kg	

CAS No.	Surrogate Recoveries	Run# 1	Run# 2	Limits
630-01-3	Hexacosane	63%		45-140%

(a) All results reported on wet weight basis.

ND = Not detected      MDL - Method Detection Limit  
 RL = Reporting Limit  
 E = Indicates value exceeds calibration range

J = Indicates an estimated value  
 B = Indicates analyte found in associated method blank  
 N = Indicates presumptive evidence of a compound



## Report of Analysis

<b>Client Sample ID:</b> V2-3.6	<b>Date Sampled:</b> 07/11/11
<b>Lab Sample ID:</b> C16941-17	<b>Date Received:</b> 07/12/11
<b>Matrix:</b> SO - Soil	<b>Percent Solids:</b> n/a <sup>a</sup>
<b>Project:</b> Romic Soil Investigation(Romic EPA) - 2081 Bay Road, East Palo Alto, CA	

### Metals Analysis

Analyte	Result	RL	Units	DF	Prep	Analyzed By	Method	Prep Method
Cadmium	76.2	0.91	mg/kg	1	07/13/11	07/15/11 DQ	SW846 6010B <sup>1</sup>	SW846 3050B <sup>2</sup>
Chromium	130	0.91	mg/kg	1	07/13/11	07/15/11 DQ	SW846 6010B <sup>1</sup>	SW846 3050B <sup>2</sup>
Lead	56.4	1.8	mg/kg	1	07/13/11	07/15/11 DQ	SW846 6010B <sup>1</sup>	SW846 3050B <sup>2</sup>

(1) Instrument QC Batch: MA1981

(2) Prep QC Batch: MP3696

(a) All results reported on wet weight basis.

---

RL = Reporting Limit

## Report of Analysis

<b>Client Sample ID:</b>	V2-6.6	<b>Date Sampled:</b>	07/11/11
<b>Lab Sample ID:</b>	C16941-18	<b>Date Received:</b>	07/12/11
<b>Matrix:</b>	SO - Soil	<b>Percent Solids:</b>	n/a <sup>a</sup>
<b>Method:</b>	SW846 8260B	<b>Project:</b> Romic Soil Investigation(Romic EPA) - 2081 Bay Road,East Palo Alto,CA	

Run #1	File ID	DF	Analyzed	By	Prep Date	Prep Batch	Analytical Batch
Run #1	M25757.D	1	07/20/11	TN	n/a	n/a	VM821
Run #2							

Run #1	Initial Weight
Run #1	6.12 g
Run #2	

## VOA 8260 List

CAS No.	Compound	Result	RL	MDL	Units	Q
67-64-1	Acetone	ND	82	16	ug/kg	
71-43-2	Benzene	ND	4.1	1.2	ug/kg	
108-86-1	Bromobenzene	ND	4.1	1.2	ug/kg	
74-97-5	Bromochloromethane	ND	4.1	1.2	ug/kg	
75-27-4	Bromodichloromethane	ND	4.1	0.82	ug/kg	
75-25-2	Bromoform	ND	4.1	0.82	ug/kg	
104-51-8	n-Butylbenzene	ND	4.1	1.2	ug/kg	
135-98-8	sec-Butylbenzene	ND	4.1	1.2	ug/kg	
98-06-6	tert-Butylbenzene	ND	4.1	1.2	ug/kg	
108-90-7	Chlorobenzene	ND	4.1	1.2	ug/kg	
75-00-3	Chloroethane	ND	4.1	1.2	ug/kg	
67-66-3	Chloroform	ND	4.1	1.2	ug/kg	
95-49-8	o-Chlorotoluene	ND	4.1	1.2	ug/kg	
106-43-4	p-Chlorotoluene	ND	4.1	1.2	ug/kg	
56-23-5	Carbon tetrachloride	ND	4.1	0.82	ug/kg	
75-34-3	1,1-Dichloroethane	ND	4.1	0.82	ug/kg	
75-35-4	1,1-Dichloroethylene	ND	4.1	1.2	ug/kg	
563-58-6	1,1-Dichloropropene	ND	4.1	1.2	ug/kg	
96-12-8	1,2-Dibromo-3-chloropropane	ND	4.1	0.82	ug/kg	
106-93-4	1,2-Dibromoethane	ND	4.1	0.82	ug/kg	
107-06-2	1,2-Dichloroethane	ND	4.1	1.2	ug/kg	
78-87-5	1,2-Dichloropropane	ND	4.1	1.2	ug/kg	
142-28-9	1,3-Dichloropropane	ND	4.1	1.2	ug/kg	
108-20-3	Di-Isopropyl ether	ND	4.1	1.2	ug/kg	
594-20-7	2,2-Dichloropropane	ND	4.1	1.2	ug/kg	
124-48-1	Dibromochloromethane	ND	4.1	0.82	ug/kg	
75-71-8	Dichlorodifluoromethane	ND	4.1	0.82	ug/kg	
156-59-2	cis-1,2-Dichloroethylene	16.0	4.1	1.2	ug/kg	
10061-01-5	cis-1,3-Dichloropropene	ND	4.1	1.2	ug/kg	
541-73-1	m-Dichlorobenzene	ND	4.1	1.2	ug/kg	
95-50-1	o-Dichlorobenzene	ND	4.1	1.2	ug/kg	
106-46-7	p-Dichlorobenzene	ND	4.1	1.2	ug/kg	

ND = Not detected MDL - Method Detection Limit

RL = Reporting Limit

E = Indicates value exceeds calibration range

J = Indicates an estimated value

B = Indicates analyte found in associated method blank

N = Indicates presumptive evidence of a compound

## Report of Analysis

<b>Client Sample ID:</b>	V2-6.6	<b>Date Sampled:</b>	07/11/11
<b>Lab Sample ID:</b>	C16941-18	<b>Date Received:</b>	07/12/11
<b>Matrix:</b>	SO - Soil	<b>Percent Solids:</b>	n/a <sup>a</sup>
<b>Method:</b>	SW846 8260B	<b>Project:</b> Romic Soil Investigation(Romic EPA) - 2081 Bay Road,East Palo Alto,CA	

## VOA 8260 List

CAS No.	Compound	Result	RL	MDL	Units	Q
156-60-5	trans-1,2-Dichloroethylene	16.3	4.1	1.2	ug/kg	
10061-02-6	trans-1,3-Dichloropropene	ND	4.1	1.2	ug/kg	
100-41-4	Ethylbenzene	ND	4.1	1.2	ug/kg	
637-92-3	Ethyl tert-Butyl Ether	ND	4.1	1.2	ug/kg	
591-78-6	2-Hexanone	ND	33	4.1	ug/kg	
87-68-3	Hexachlorobutadiene	ND	4.1	0.82	ug/kg	
98-82-8	Isopropylbenzene	ND	4.1	1.2	ug/kg	
99-87-6	p-Isopropyltoluene	ND	4.1	1.2	ug/kg	
108-10-1	4-Methyl-2-pentanone	ND	33	12	ug/kg	
74-83-9	Methyl bromide	ND	4.1	2.0	ug/kg	
74-87-3	Methyl chloride	ND	4.1	1.2	ug/kg	
74-95-3	Methylene bromide	ND	4.1	2.0	ug/kg	
75-09-2	Methylene chloride	ND	20	13	ug/kg	
78-93-3	Methyl ethyl ketone	ND	33	9.8	ug/kg	
1634-04-4	Methyl Tert Butyl Ether	1.1	4.1	0.82	ug/kg	J
91-20-3	Naphthalene	ND	4.1	1.2	ug/kg	
103-65-1	n-Propylbenzene	ND	4.1	1.2	ug/kg	
100-42-5	Styrene	ND	4.1	0.82	ug/kg	
994-05-8	Tert-Amyl Methyl Ether	ND	4.1	0.98	ug/kg	
75-65-0	Tert Butyl Alcohol	ND	33	8.2	ug/kg	
630-20-6	1,1,1,2-Tetrachloroethane	ND	4.1	0.82	ug/kg	
71-55-6	1,1,1-Trichloroethane	ND	4.1	1.2	ug/kg	
79-34-5	1,1,2,2-Tetrachloroethane	ND	4.1	0.82	ug/kg	
79-00-5	1,1,2-Trichloroethane	ND	4.1	0.82	ug/kg	
87-61-6	1,2,3-Trichlorobenzene	ND	4.1	1.2	ug/kg	
96-18-4	1,2,3-Trichloropropane	ND	4.1	1.2	ug/kg	
120-82-1	1,2,4-Trichlorobenzene	ND	4.1	1.2	ug/kg	
95-63-6	1,2,4-Trimethylbenzene	ND	4.1	1.2	ug/kg	
108-67-8	1,3,5-Trimethylbenzene	ND	4.1	1.2	ug/kg	
127-18-4	Tetrachloroethylene	ND	4.1	2.9	ug/kg	
108-88-3	Toluene	ND	4.1	1.2	ug/kg	
79-01-6	Trichloroethylene	9.9	4.1	0.82	ug/kg	
75-69-4	Trichlorofluoromethane	ND	4.1	0.98	ug/kg	
75-01-4	Vinyl chloride	ND	4.1	2.0	ug/kg	
1330-20-7	Xylene (total)	ND	8.2	3.3	ug/kg	

CAS No.	Surrogate Recoveries	Run# 1	Run# 2	Limits
1868-53-7	Dibromofluoromethane	113%		60-130%
2037-26-5	Toluene-D8	98%		60-130%

ND = Not detected MDL - Method Detection Limit

RL = Reporting Limit

E = Indicates value exceeds calibration range

J = Indicates an estimated value

B = Indicates analyte found in associated method blank

N = Indicates presumptive evidence of a compound

**Report of Analysis**

<b>Client Sample ID:</b>	V2-6.6	<b>Date Sampled:</b>	07/11/11
<b>Lab Sample ID:</b>	C16941-18	<b>Date Received:</b>	07/12/11
<b>Matrix:</b>	SO - Soil	<b>Percent Solids:</b>	n/a <sup>a</sup>
<b>Method:</b>	SW846 8260B		
<b>Project:</b>	Romic Soil Investigation(Romic EPA) - 2081 Bay Road, East Palo Alto, CA		

**VOA 8260 List**

CAS No.	Surrogate Recoveries	Run# 1	Run# 2	Limits
460-00-4	4-Bromofluorobenzene	106%		60-130%

(a) All results reported on wet weight basis.

ND = Not detected      MDL - Method Detection Limit  
 RL = Reporting Limit  
 E = Indicates value exceeds calibration range

J = Indicates an estimated value  
 B = Indicates analyte found in associated method blank  
 N = Indicates presumptive evidence of a compound

## Report of Analysis

<b>Client Sample ID:</b>	V2-6.6	
<b>Lab Sample ID:</b>	C16941-18	<b>Date Sampled:</b> 07/11/11
<b>Matrix:</b>	SO - Soil	<b>Date Received:</b> 07/12/11
<b>Method:</b>	SW846 8015B	<b>Percent Solids:</b> n/a <sup>a</sup>
<b>Project:</b>	Romic Soil Investigation(Romic EPA) - 2081 Bay Road, East Palo Alto, CA	

	File ID	DF	Analyzed	By	Prep Date	Prep Batch	Analytical Batch
Run #1	JK21064.D	1	07/19/11	TT	n/a	n/a	GJK873
Run #2							

	Initial Weight
Run #1	5.36 g
Run #2	

### TPH Volatiles

CAS No.	Compound	Result	RL	MDL	Units	Q
	TPH-GRO (C6-C10)	ND	0.093	0.047	mg/kg	
CAS No.	Surrogate Recoveries	Run# 1	Run# 2	Limits		
98-08-8	aaa-Trifluorotoluene	92%		60-157%		

(a) All results reported on wet weight basis.

ND = Not detected      MDL - Method Detection Limit  
 RL = Reporting Limit  
 E = Indicates value exceeds calibration range

J = Indicates an estimated value  
 B = Indicates analyte found in associated method blank  
 N = Indicates presumptive evidence of a compound

## Report of Analysis

<b>Client Sample ID:</b>	V2-6.6	
<b>Lab Sample ID:</b>	C16941-18	<b>Date Sampled:</b> 07/11/11
<b>Matrix:</b>	SO - Soil	<b>Date Received:</b> 07/12/11
<b>Method:</b>	SW846 8015B M SW846 3545A	<b>Percent Solids:</b> n/a <sup>a</sup>
<b>Project:</b>	Romic Soil Investigation(Romic EPA) - 2081 Bay Road, East Palo Alto, CA	

	File ID	DF	Analyzed	By	Prep Date	Prep Batch	Analytical Batch
Run #1	GG26716.D	1	07/16/11	JH	07/14/11	OP4224	GGG721
Run #2							

	Initial Weight	Final Volume
Run #1	10.2 g	1.0 ml
Run #2		

## TPH Extractable w/ Silica Gel Cleanup

CAS No.	Compound	Result	RL	MDL	Units	Q
	TPH (C10-C28)	ND	9.8	4.9	mg/kg	
	TPH (> C28-C40)	ND	20	9.8	mg/kg	

CAS No.	Surrogate Recoveries	Run# 1	Run# 2	Limits
630-01-3	Hexacosane	59%		45-140%

(a) All results reported on wet weight basis.

ND = Not detected      MDL - Method Detection Limit  
 RL = Reporting Limit  
 E = Indicates value exceeds calibration range

J = Indicates an estimated value  
 B = Indicates analyte found in associated method blank  
 N = Indicates presumptive evidence of a compound

## Report of Analysis

<b>Client Sample ID:</b> V2-6.6	<b>Date Sampled:</b> 07/11/11
<b>Lab Sample ID:</b> C16941-18	<b>Date Received:</b> 07/12/11
<b>Matrix:</b> SO - Soil	<b>Percent Solids:</b> n/a <sup>a</sup>
<b>Project:</b> Romic Soil Investigation(Romic EPA) - 2081 Bay Road, East Palo Alto, CA	

### Metals Analysis

Analyte	Result	RL	Units	DF	Prep	Analyzed By	Method	Prep Method
Cadmium	2.1	0.91	mg/kg	1	07/13/11	07/15/11 DQ	SW846 6010B <sup>1</sup>	SW846 3050B <sup>2</sup>
Chromium	37.2	0.91	mg/kg	1	07/13/11	07/15/11 DQ	SW846 6010B <sup>1</sup>	SW846 3050B <sup>2</sup>
Lead	4.4	1.8	mg/kg	1	07/13/11	07/15/11 DQ	SW846 6010B <sup>1</sup>	SW846 3050B <sup>2</sup>

(1) Instrument QC Batch: MA1981

(2) Prep QC Batch: MP3696

(a) All results reported on wet weight basis.

---

RL = Reporting Limit

## Report of Analysis

<b>Client Sample ID:</b>	BB8-2.7	<b>Date Sampled:</b>	07/11/11
<b>Lab Sample ID:</b>	C16941-19	<b>Date Received:</b>	07/12/11
<b>Matrix:</b>	SO - Soil	<b>Percent Solids:</b>	n/a <sup>a</sup>
<b>Method:</b>	SW846 8260B	<b>Project:</b> Romic Soil Investigation(Romic EPA) - 2081 Bay Road, East Palo Alto, CA	

Run #	File ID	DF	Analyzed	By	Prep Date	Prep Batch	Analytical Batch
Run #1	M25758.D	1	07/20/11	TN	n/a	n/a	VM821
Run #2							

Run #	Initial Weight
Run #1	5.77 g
Run #2	

## VOA 8260 List

CAS No.	Compound	Result	RL	MDL	Units	Q
67-64-1	Acetone	96.3	87	17	ug/kg	
71-43-2	Benzene	ND	4.3	1.3	ug/kg	
108-86-1	Bromobenzene	ND	4.3	1.3	ug/kg	
74-97-5	Bromochloromethane	ND	4.3	1.3	ug/kg	
75-27-4	Bromodichloromethane	ND	4.3	0.87	ug/kg	
75-25-2	Bromoform	ND	4.3	0.87	ug/kg	
104-51-8	n-Butylbenzene	ND	4.3	1.3	ug/kg	
135-98-8	sec-Butylbenzene	ND	4.3	1.3	ug/kg	
98-06-6	tert-Butylbenzene	ND	4.3	1.3	ug/kg	
108-90-7	Chlorobenzene	ND	4.3	1.3	ug/kg	
75-00-3	Chloroethane	ND	4.3	1.3	ug/kg	
67-66-3	Chloroform	ND	4.3	1.3	ug/kg	
95-49-8	o-Chlorotoluene	ND	4.3	1.3	ug/kg	
106-43-4	p-Chlorotoluene	ND	4.3	1.3	ug/kg	
56-23-5	Carbon tetrachloride	ND	4.3	0.87	ug/kg	
75-34-3	1,1-Dichloroethane	ND	4.3	0.87	ug/kg	
75-35-4	1,1-Dichloroethylene	ND	4.3	1.3	ug/kg	
563-58-6	1,1-Dichloropropene	ND	4.3	1.3	ug/kg	
96-12-8	1,2-Dibromo-3-chloropropane	ND	4.3	0.87	ug/kg	
106-93-4	1,2-Dibromoethane	ND	4.3	0.87	ug/kg	
107-06-2	1,2-Dichloroethane	ND	4.3	1.3	ug/kg	
78-87-5	1,2-Dichloropropane	ND	4.3	1.3	ug/kg	
142-28-9	1,3-Dichloropropane	ND	4.3	1.3	ug/kg	
108-20-3	Di-Isopropyl ether	ND	4.3	1.3	ug/kg	
594-20-7	2,2-Dichloropropane	ND	4.3	1.3	ug/kg	
124-48-1	Dibromochloromethane	ND	4.3	0.87	ug/kg	
75-71-8	Dichlorodifluoromethane	ND	4.3	0.87	ug/kg	
156-59-2	cis-1,2-Dichloroethylene	7.4	4.3	1.3	ug/kg	
10061-01-5	cis-1,3-Dichloropropene	ND	4.3	1.3	ug/kg	
541-73-1	m-Dichlorobenzene	ND	4.3	1.3	ug/kg	
95-50-1	o-Dichlorobenzene	ND	4.3	1.3	ug/kg	
106-46-7	p-Dichlorobenzene	ND	4.3	1.3	ug/kg	

ND = Not detected MDL - Method Detection Limit

RL = Reporting Limit

E = Indicates value exceeds calibration range

J = Indicates an estimated value

B = Indicates analyte found in associated method blank

N = Indicates presumptive evidence of a compound



## Report of Analysis

<b>Client Sample ID:</b>	BB8-2.7	<b>Date Sampled:</b>	07/11/11
<b>Lab Sample ID:</b>	C16941-19	<b>Date Received:</b>	07/12/11
<b>Matrix:</b>	SO - Soil	<b>Percent Solids:</b>	n/a <sup>a</sup>
<b>Method:</b>	SW846 8260B		
<b>Project:</b>	Romic Soil Investigation(Romic EPA) - 2081 Bay Road,East Palo Alto,CA		

## VOA 8260 List

CAS No.	Compound	Result	RL	MDL	Units	Q
156-60-5	trans-1,2-Dichloroethylene	2.5	4.3	1.3	ug/kg	J
10061-02-6	trans-1,3-Dichloropropene	ND	4.3	1.3	ug/kg	
100-41-4	Ethylbenzene	ND	4.3	1.3	ug/kg	
637-92-3	Ethyl tert-Butyl Ether	ND	4.3	1.3	ug/kg	
591-78-6	2-Hexanone	ND	35	4.3	ug/kg	
87-68-3	Hexachlorobutadiene	ND	4.3	0.87	ug/kg	
98-82-8	Isopropylbenzene	ND	4.3	1.3	ug/kg	
99-87-6	p-Isopropyltoluene	ND	4.3	1.3	ug/kg	
108-10-1	4-Methyl-2-pentanone	ND	35	13	ug/kg	
74-83-9	Methyl bromide	ND	4.3	2.2	ug/kg	
74-87-3	Methyl chloride	ND	4.3	1.3	ug/kg	
74-95-3	Methylene bromide	ND	4.3	2.2	ug/kg	
75-09-2	Methylene chloride	ND	22	14	ug/kg	
78-93-3	Methyl ethyl ketone	16.8	35	10	ug/kg	J
1634-04-4	Methyl Tert Butyl Ether	ND	4.3	0.87	ug/kg	
91-20-3	Naphthalene	ND	4.3	1.3	ug/kg	
103-65-1	n-Propylbenzene	ND	4.3	1.3	ug/kg	
100-42-5	Styrene	ND	4.3	0.87	ug/kg	
994-05-8	Tert-Amyl Methyl Ether	ND	4.3	1.0	ug/kg	
75-65-0	Tert Butyl Alcohol	ND	35	8.7	ug/kg	
630-20-6	1,1,1,2-Tetrachloroethane	ND	4.3	0.87	ug/kg	
71-55-6	1,1,1-Trichloroethane	ND	4.3	1.3	ug/kg	
79-34-5	1,1,2,2-Tetrachloroethane	ND	4.3	0.87	ug/kg	
79-00-5	1,1,2-Trichloroethane	ND	4.3	0.87	ug/kg	
87-61-6	1,2,3-Trichlorobenzene	ND	4.3	1.3	ug/kg	
96-18-4	1,2,3-Trichloropropane	ND	4.3	1.3	ug/kg	
120-82-1	1,2,4-Trichlorobenzene	ND	4.3	1.3	ug/kg	
95-63-6	1,2,4-Trimethylbenzene	ND	4.3	1.3	ug/kg	
108-67-8	1,3,5-Trimethylbenzene	ND	4.3	1.3	ug/kg	
127-18-4	Tetrachloroethylene	ND	4.3	3.0	ug/kg	
108-88-3	Toluene	ND	4.3	1.3	ug/kg	
79-01-6	Trichloroethylene	13.5	4.3	0.87	ug/kg	
75-69-4	Trichlorofluoromethane	ND	4.3	1.0	ug/kg	
75-01-4	Vinyl chloride	ND	4.3	2.2	ug/kg	
1330-20-7	Xylene (total)	ND	8.7	3.5	ug/kg	

CAS No.	Surrogate Recoveries	Run# 1	Run# 2	Limits
1868-53-7	Dibromofluoromethane	117%		60-130%
2037-26-5	Toluene-D8	100%		60-130%

ND = Not detected MDL - Method Detection Limit

RL = Reporting Limit

E = Indicates value exceeds calibration range

J = Indicates an estimated value

B = Indicates analyte found in associated method blank

N = Indicates presumptive evidence of a compound

## Report of Analysis

<b>Client Sample ID:</b>	BB8-2.7	<b>Date Sampled:</b>	07/11/11
<b>Lab Sample ID:</b>	C16941-19	<b>Date Received:</b>	07/12/11
<b>Matrix:</b>	SO - Soil	<b>Percent Solids:</b>	n/a <sup>a</sup>
<b>Method:</b>	SW846 8260B	<b>Project:</b> Romic Soil Investigation(Romic EPA) - 2081 Bay Road, East Palo Alto, CA	

### VOA 8260 List

CAS No.	Surrogate Recoveries	Run# 1	Run# 2	Limits
460-00-4	4-Bromofluorobenzene	102%		60-130%

(a) All results reported on wet weight basis.

ND = Not detected      MDL - Method Detection Limit  
 RL = Reporting Limit  
 E = Indicates value exceeds calibration range

J = Indicates an estimated value  
 B = Indicates analyte found in associated method blank  
 N = Indicates presumptive evidence of a compound

## Report of Analysis

Page 1 of 3

<b>Client Sample ID:</b>	BB8-2.7	<b>Date Sampled:</b>	07/11/11
<b>Lab Sample ID:</b>	C16941-19	<b>Date Received:</b>	07/12/11
<b>Matrix:</b>	SO - Soil	<b>Percent Solids:</b>	n/a <sup>a</sup>
<b>Method:</b>	SW846 8270C SW846 3550B	<b>Project:</b> Romic Soil Investigation(Romic EPA) - 2081 Bay Road, East Palo Alto, CA	

Run #1	File ID	DF	Analyzed	By	Prep Date	Prep Batch	Analytical Batch
Run #1	Y8789.D	1	07/13/11	MT	07/12/11	OP4211	EY420
Run #2							

Run #1	Initial Weight	Final Volume
Run #1	10.0 g	1.0 ml
Run #2		

## ABN Full List

CAS No.	Compound	Result	RL	MDL	Units	Q
65-85-0	Benzoic acid	ND	1000	890	ug/kg	
95-57-8	2-Chlorophenol	ND	1000	680	ug/kg	
59-50-7	4-Chloro-3-methyl phenol	ND	500	420	ug/kg	
120-83-2	2,4-Dichlorophenol	ND	500	140	ug/kg	
105-67-9	2,4-Dimethylphenol	ND	500	150	ug/kg	
51-28-5	2,4-Dinitrophenol	ND	2500	850	ug/kg	
534-52-1	4,6-Dinitro-o-cresol	ND	2000	1000	ug/kg	
95-48-7	2-Methylphenol	ND	500	170	ug/kg	
	3&4-Methylphenol	ND	500	150	ug/kg	
88-75-5	2-Nitrophenol	ND	500	130	ug/kg	
100-02-7	4-Nitrophenol	ND	2000	1200	ug/kg	
87-86-5	Pentachlorophenol	ND	500	420	ug/kg	
108-95-2	Phenol	ND	2000	1300	ug/kg	
95-95-4	2,4,5-Trichlorophenol	ND	500	120	ug/kg	
88-06-2	2,4,6-Trichlorophenol	ND	500	160	ug/kg	
83-32-9	Acenaphthene	ND	1000	500	ug/kg	
208-96-8	Acenaphthylene	ND	500	200	ug/kg	
62-53-3	Aniline	ND	500	140	ug/kg	
120-12-7	Anthracene	ND	500	100	ug/kg	
103-33-3	Azobenzene	ND	500	170	ug/kg	
92-87-5	Benzidine	ND	2500	730	ug/kg	
56-55-3	Benzo(a)anthracene	ND	500	70	ug/kg	
50-32-8	Benzo(a)pyrene	ND	500	90	ug/kg	
205-99-2	Benzo(b)fluoranthene	ND	500	60	ug/kg	
191-24-2	Benzo(g,h,i)perylene	ND	500	150	ug/kg	
207-08-9	Benzo(k)fluoranthene	ND	500	120	ug/kg	
101-55-3	4-Bromophenyl phenyl ether	ND	500	150	ug/kg	
85-68-7	Butyl benzyl phthalate	ND	500	110	ug/kg	
100-51-6	Benzyl Alcohol	ND	1000	160	ug/kg	
91-58-7	2-Chloronaphthalene	ND	500	180	ug/kg	
106-47-8	4-Chloroaniline	ND	500	140	ug/kg	
86-74-8	Carbazole	ND	500	80	ug/kg	

ND = Not detected MDL - Method Detection Limit

RL = Reporting Limit

E = Indicates value exceeds calibration range

J = Indicates an estimated value

B = Indicates analyte found in associated method blank

N = Indicates presumptive evidence of a compound

## Report of Analysis

<b>Client Sample ID:</b>	BB8-2.7	<b>Date Sampled:</b>	07/11/11
<b>Lab Sample ID:</b>	C16941-19	<b>Date Received:</b>	07/12/11
<b>Matrix:</b>	SO - Soil	<b>Percent Solids:</b>	n/a <sup>a</sup>
<b>Method:</b>	SW846 8270C SW846 3550B		
<b>Project:</b>	Romic Soil Investigation(Romic EPA) - 2081 Bay Road,East Palo Alto,CA		

## ABN Full List

CAS No.	Compound	Result	RL	MDL	Units	Q
218-01-9	Chrysene	ND	500	100	ug/kg	
111-91-1	bis(2-Chloroethoxy)methane	ND	500	180	ug/kg	
111-44-4	bis(2-Chloroethyl)ether	ND	500	230	ug/kg	
108-60-1	bis(2-Chloroisopropyl)ether	ND	500	270	ug/kg	
7005-72-3	4-Chlorophenyl phenyl ether	ND	500	190	ug/kg	
95-50-1	1,2-Dichlorobenzene	ND	500	160	ug/kg	
541-73-1	1,3-Dichlorobenzene	ND	500	150	ug/kg	
106-46-7	1,4-Dichlorobenzene	ND	500	420	ug/kg	
121-14-2	2,4-Dinitrotoluene	ND	500	460	ug/kg	
606-20-2	2,6-Dinitrotoluene	ND	1000	320	ug/kg	
91-94-1	3,3'-Dichlorobenzidine	ND	2500	140	ug/kg	
53-70-3	Dibenzo(a,h)anthracene	ND	500	130	ug/kg	
132-64-9	Dibenzofuran	ND	500	160	ug/kg	
122-39-4	Diphenylamine	ND	500	120	ug/kg	
84-74-2	Di-n-butyl phthalate	ND	500	100	ug/kg	
117-84-0	Di-n-octyl phthalate	ND	500	130	ug/kg	
84-66-2	Diethyl phthalate	ND	500	170	ug/kg	
131-11-3	Dimethyl phthalate	ND	500	180	ug/kg	
117-81-7	bis(2-Ethylhexyl)phthalate	ND	500	220	ug/kg	
206-44-0	Fluoranthene	ND	500	100	ug/kg	
86-73-7	Fluorene	ND	500	180	ug/kg	
118-74-1	Hexachlorobenzene	ND	500	130	ug/kg	
87-68-3	Hexachlorobutadiene	ND	500	190	ug/kg	
77-47-4	Hexachlorocyclopentadiene	ND	500	140	ug/kg	
67-72-1	Hexachloroethane	ND	500	160	ug/kg	
193-39-5	Indeno(1,2,3-cd)pyrene	ND	500	140	ug/kg	
78-59-1	Isophorone	ND	500	170	ug/kg	
90-12-0	1-Methylnaphthalene	ND	500	160	ug/kg	
91-57-6	2-Methylnaphthalene	ND	500	160	ug/kg	
88-74-4	2-Nitroaniline	ND	500	120	ug/kg	
99-09-2	3-Nitroaniline	ND	500	120	ug/kg	
100-01-6	4-Nitroaniline	ND	500	300	ug/kg	
91-20-3	Naphthalene	ND	500	170	ug/kg	
98-95-3	Nitrobenzene	ND	500	160	ug/kg	
62-75-9	N-Nitrosodimethylamine	ND	5000	2200	ug/kg	
621-64-7	N-Nitroso-di-n-propylamine	ND	1000	550	ug/kg	
85-01-8	Phenanthrene	ND	500	110	ug/kg	
129-00-0	Pyrene	ND	1000	680	ug/kg	
110-86-1	Pyridine	ND	2000	220	ug/kg	
120-82-1	1,2,4-Trichlorobenzene	ND	500	340	ug/kg	

ND = Not detected MDL - Method Detection Limit

RL = Reporting Limit

E = Indicates value exceeds calibration range

J = Indicates an estimated value

B = Indicates analyte found in associated method blank

N = Indicates presumptive evidence of a compound

## Report of Analysis

<b>Client Sample ID:</b>	BB8-2.7	<b>Date Sampled:</b>	07/11/11
<b>Lab Sample ID:</b>	C16941-19	<b>Date Received:</b>	07/12/11
<b>Matrix:</b>	SO - Soil	<b>Percent Solids:</b>	n/a <sup>a</sup>
<b>Method:</b>	SW846 8270C SW846 3550B		
<b>Project:</b>	Romic Soil Investigation(Romic EPA) - 2081 Bay Road, East Palo Alto, CA		

## ABN Full List

CAS No.	Surrogate Recoveries	Run# 1	Run# 2	Limits
367-12-4	2-Fluorophenol	49%		20-100%
4165-62-2	Phenol-d5	52%		20-100%
118-79-6	2,4,6-Tribromophenol	70%		30-100%
4165-60-0	Nitrobenzene-d5	51%		20-100%
321-60-8	2-Fluorobiphenyl	53%		20-106%
1718-51-0	Terphenyl-d14	85%		55-130%

(a) All results reported on wet weight basis.

ND = Not detected      MDL - Method Detection Limit  
 RL = Reporting Limit  
 E = Indicates value exceeds calibration range

J = Indicates an estimated value  
 B = Indicates analyte found in associated method blank  
 N = Indicates presumptive evidence of a compound

## Report of Analysis

Page 1 of 1

<b>Client Sample ID:</b>	BB8-2.7	<b>Date Sampled:</b>	07/11/11
<b>Lab Sample ID:</b>	C16941-19	<b>Date Received:</b>	07/12/11
<b>Matrix:</b>	SO - Soil	<b>Percent Solids:</b>	n/a <sup>a</sup>
<b>Method:</b>	SW846 8015B	<b>Project:</b> Romic Soil Investigation(Romic EPA) - 2081 Bay Road, East Palo Alto, CA	

	File ID	DF	Analyzed	By	Prep Date	Prep Batch	Analytical Batch
Run #1	JK21065.D	1	07/19/11	TT	n/a	n/a	GJK873
Run #2							

	Initial Weight
Run #1	5.18 g
Run #2	

## TPH Volatiles

CAS No.	Compound	Result	RL	MDL	Units	Q
	TPH-GRO (C6-C10)	ND	0.097	0.048	mg/kg	

CAS No.	Surrogate Recoveries	Run# 1	Run# 2	Limits
98-08-8	aaa-Trifluorotoluene	92%		60-157%

(a) All results reported on wet weight basis.

ND = Not detected      MDL - Method Detection Limit  
 RL = Reporting Limit  
 E = Indicates value exceeds calibration range

J = Indicates an estimated value  
 B = Indicates analyte found in associated method blank  
 N = Indicates presumptive evidence of a compound

## Report of Analysis

<b>Client Sample ID:</b>	BB8-2.7	<b>Date Sampled:</b>	07/11/11
<b>Lab Sample ID:</b>	C16941-19	<b>Date Received:</b>	07/12/11
<b>Matrix:</b>	SO - Soil	<b>Percent Solids:</b>	n/a <sup>a</sup>
<b>Method:</b>	SW846 8081A SW846 3545A	<b>Project:</b> Romic Soil Investigation(Romic EPA) - 2081 Bay Road, East Palo Alto, CA	

Run #1	File ID	DF	Analyzed	By	Prep Date	Prep Batch	Analytical Batch
Run #1	OO22496.D	1	07/21/11	RV	07/15/11	OP4230	G00722
Run #2							

Run #1	Initial Weight	Final Volume
Run #1	10.2 g	10.0 ml
Run #2		

## Pesticide PPL List

CAS No.	Compound	Result	RL	MDL	Units	Q
309-00-2	Aldrin	ND	25	9.8	ug/kg	
319-84-6	alpha-BHC	ND	25	11	ug/kg	
319-85-7	beta-BHC	ND	25	3.4	ug/kg	
319-86-8	delta-BHC	ND	25	3.4	ug/kg	
58-89-9	gamma-BHC (Lindane)	ND	25	7.4	ug/kg	
12789-03-6	Chlordane	ND	98	98	ug/kg	
60-57-1	Dieldrin	ND	25	2.9	ug/kg	
72-54-8	4,4' -DDD	22.5	25	3.4	ug/kg	J
72-55-9	4,4' -DDE	31.7	25	2.9	ug/kg	
50-29-3	4,4' -DDT <sup>b</sup>	101	25	2.9	ug/kg	
72-20-8	Endrin	ND	25	2.9	ug/kg	
7421-93-4	Endrin aldehyde	ND	25	5.9	ug/kg	
959-98-8	Endosulfan-I	ND	25	3.4	ug/kg	
33213-65-9	Endosulfan-II	ND	25	3.4	ug/kg	
1031-07-8	Endosulfan sulfate	ND	25	7.8	ug/kg	
76-44-8	Heptachlor	ND	25	5.9	ug/kg	
1024-57-3	Heptachlor epoxide	ND	25	3.9	ug/kg	
72-43-5	Methoxychlor <sup>b</sup>	ND	25	3.4	ug/kg	
8001-35-2	Toxaphene	ND	98	98	ug/kg	

CAS No.	Surrogate Recoveries	Run# 1	Run# 2	Limits
877-09-8	Tetrachloro-m-xylene	55%		35-132%
877-09-8	Tetrachloro-m-xylene	60%		35-132%
2051-24-3	Decachlorobiphenyl	82%		35-132%
2051-24-3	Decachlorobiphenyl	77%		35-132%

(a) All results reported on wet weight basis.

(b) Result from signal#2.

ND = Not detected MDL - Method Detection Limit

RL = Reporting Limit

E = Indicates value exceeds calibration range

J = Indicates an estimated value

B = Indicates analyte found in associated method blank

N = Indicates presumptive evidence of a compound

## Report of Analysis

<b>Client Sample ID:</b>	BB8-2.7	<b>Date Sampled:</b>	07/11/11
<b>Lab Sample ID:</b>	C16941-19	<b>Date Received:</b>	07/12/11
<b>Matrix:</b>	SO - Soil	<b>Percent Solids:</b>	n/a <sup>a</sup>
<b>Method:</b>	SW846 8082 SW846 3545A	<b>Project:</b> Romic Soil Investigation(Romic EPA) - 2081 Bay Road, East Palo Alto, CA	

Run #	File ID	DF	Analyzed	By	Prep Date	Prep Batch	Analytical Batch
Run #1	PP20045.D	1	07/17/11	RV	07/15/11	OP4231	GPP685
Run #2							

Run #	Initial Weight	Final Volume
Run #1	10.2 g	10.0 ml
Run #2		

## PCB List

CAS No.	Compound	Result	RL	MDL	Units	Q
12674-11-2	Aroclor 1016	ND	98	17	ug/kg	
11104-28-2	Aroclor 1221	ND	98	49	ug/kg	
11141-16-5	Aroclor 1232	ND	98	49	ug/kg	
53469-21-9	Aroclor 1242	ND	98	49	ug/kg	
12672-29-6	Aroclor 1248	ND	98	49	ug/kg	
11097-69-1	Aroclor 1254	ND	98	49	ug/kg	
11096-82-5	Aroclor 1260	ND	98	20	ug/kg	

CAS No.	Surrogate Recoveries	Run# 1	Run# 2	Limits
877-09-8	Tetrachloro-m-xylene	59%		45-108%
877-09-8	Tetrachloro-m-xylene	58%		45-108%
2051-24-3	Decachlorobiphenyl	92%		54-121%
2051-24-3	Decachlorobiphenyl	81%		54-121%

(a) All results reported on wet weight basis.

ND = Not detected      MDL - Method Detection Limit  
 RL = Reporting Limit  
 E = Indicates value exceeds calibration range

J = Indicates an estimated value  
 B = Indicates analyte found in associated method blank  
 N = Indicates presumptive evidence of a compound



## Report of Analysis

<b>Client Sample ID:</b>	BB8-2.7	<b>Date Sampled:</b>	07/11/11
<b>Lab Sample ID:</b>	C16941-19	<b>Date Received:</b>	07/12/11
<b>Matrix:</b>	SO - Soil	<b>Percent Solids:</b>	n/a <sup>a</sup>
<b>Method:</b>	SW846 8015B M SW846 3545A	<b>Project:</b> Romic Soil Investigation(Romic EPA) - 2081 Bay Road, East Palo Alto, CA	

Run #	File ID	DF	Analyzed	By	Prep Date	Prep Batch	Analytical Batch
Run #1	HH15155.D	3	07/17/11	JH	07/15/11	OP4234	GHH522
Run #2							

Run #	Initial Weight	Final Volume
Run #1	10.0 g	1.0 ml
Run #2		

### TPH Extractable w/ Silica Gel Cleanup

CAS No.	Compound	Result	RL	MDL	Units	Q
	TPH (C10-C28)	78.4	30	15	mg/kg	
	TPH (> C28-C40)	207	60	30	mg/kg	

CAS No.	Surrogate Recoveries	Run# 1	Run# 2	Limits
630-01-3	Hexacosane	75%		45-140%

(a) All results reported on wet weight basis.

ND = Not detected      MDL - Method Detection Limit  
 RL = Reporting Limit  
 E = Indicates value exceeds calibration range

J = Indicates an estimated value  
 B = Indicates analyte found in associated method blank  
 N = Indicates presumptive evidence of a compound

## Report of Analysis

<b>Client Sample ID:</b> BB8-2.7	<b>Date Sampled:</b> 07/11/11
<b>Lab Sample ID:</b> C16941-19	<b>Date Received:</b> 07/12/11
<b>Matrix:</b> SO - Soil	<b>Percent Solids:</b> n/a <sup>a</sup>
<b>Project:</b> Romic Soil Investigation(Romic EPA) - 2081 Bay Road,East Palo Alto,CA	

## Metals Analysis

Analyte	Result	RL	Units	DF	Prep	Analyzed By	Method	Prep Method
Antimony	< 1.9	1.9	mg/kg	1	07/13/11	07/14/11	DQ SW846 6010B <sup>1</sup>	SW846 3050B <sup>3</sup>
Arsenic	5.8	1.9	mg/kg	1	07/13/11	07/14/11	DQ SW846 6010B <sup>1</sup>	SW846 3050B <sup>3</sup>
Barium	145	19	mg/kg	1	07/13/11	07/14/11	DQ SW846 6010B <sup>1</sup>	SW846 3050B <sup>3</sup>
Beryllium	< 0.94	0.94	mg/kg	1	07/13/11	07/14/11	DQ SW846 6010B <sup>1</sup>	SW846 3050B <sup>3</sup>
Cadmium	< 0.94	0.94	mg/kg	1	07/13/11	07/14/11	DQ SW846 6010B <sup>1</sup>	SW846 3050B <sup>3</sup>
Chromium	45.6	0.94	mg/kg	1	07/13/11	07/14/11	DQ SW846 6010B <sup>1</sup>	SW846 3050B <sup>3</sup>
Cobalt	9.1	0.94	mg/kg	1	07/13/11	07/14/11	DQ SW846 6010B <sup>1</sup>	SW846 3050B <sup>3</sup>
Copper	19.2	2.4	mg/kg	1	07/13/11	07/14/11	DQ SW846 6010B <sup>1</sup>	SW846 3050B <sup>3</sup>
Lead	5.1	1.9	mg/kg	1	07/13/11	07/14/11	DQ SW846 6010B <sup>1</sup>	SW846 3050B <sup>3</sup>
Mercury	< 0.038	0.038	mg/kg	1	07/13/11	07/14/11	RW SW846 7471A <sup>2</sup>	SW846 7471A <sup>4</sup>
Molybdenum	< 1.9	1.9	mg/kg	1	07/13/11	07/14/11	DQ SW846 6010B <sup>1</sup>	SW846 3050B <sup>3</sup>
Nickel	70.0	0.94	mg/kg	1	07/13/11	07/14/11	DQ SW846 6010B <sup>1</sup>	SW846 3050B <sup>3</sup>
Selenium	< 1.9	1.9	mg/kg	1	07/13/11	07/14/11	DQ SW846 6010B <sup>1</sup>	SW846 3050B <sup>3</sup>
Silver	< 0.94	0.94	mg/kg	1	07/13/11	07/14/11	DQ SW846 6010B <sup>1</sup>	SW846 3050B <sup>3</sup>
Thallium	< 1.9	1.9	mg/kg	1	07/13/11	07/14/11	DQ SW846 6010B <sup>1</sup>	SW846 3050B <sup>3</sup>
Vanadium	39.3	0.94	mg/kg	1	07/13/11	07/14/11	DQ SW846 6010B <sup>1</sup>	SW846 3050B <sup>3</sup>
Zinc	48.8	1.9	mg/kg	1	07/13/11	07/14/11	DQ SW846 6010B <sup>1</sup>	SW846 3050B <sup>3</sup>

(1) Instrument QC Batch: MA1981

(2) Instrument QC Batch: MA1983

(3) Prep QC Batch: MP3696

(4) Prep QC Batch: MP3699

(a) All results reported on wet weight basis.

RL = Reporting Limit

## Report of Analysis

Page 1 of 3

<b>Client Sample ID:</b>	BB8-5.0	<b>Date Sampled:</b>	07/11/11
<b>Lab Sample ID:</b>	C16941-20	<b>Date Received:</b>	07/12/11
<b>Matrix:</b>	SO - Soil	<b>Percent Solids:</b>	n/a <sup>a</sup>
<b>Method:</b>	SW846 8260B	<b>Project:</b> Romic Soil Investigation(Romic EPA) - 2081 Bay Road, East Palo Alto, CA	

Run #	File ID	DF	Analyzed	By	Prep Date	Prep Batch	Analytical Batch
Run #1	M25759.D	1	07/20/11	TN	n/a	n/a	VM821
Run #2							

Run #	Initial Weight
Run #1	6.54 g
Run #2	

## VOA 8260 List

CAS No.	Compound	Result	RL	MDL	Units	Q
67-64-1	Acetone	ND	76	15	ug/kg	
71-43-2	Benzene	ND	3.8	1.1	ug/kg	
108-86-1	Bromobenzene	ND	3.8	1.1	ug/kg	
74-97-5	Bromochloromethane	ND	3.8	1.1	ug/kg	
75-27-4	Bromodichloromethane	ND	3.8	0.76	ug/kg	
75-25-2	Bromoform	ND	3.8	0.76	ug/kg	
104-51-8	n-Butylbenzene	ND	3.8	1.1	ug/kg	
135-98-8	sec-Butylbenzene	ND	3.8	1.1	ug/kg	
98-06-6	tert-Butylbenzene	ND	3.8	1.1	ug/kg	
108-90-7	Chlorobenzene	ND	3.8	1.1	ug/kg	
75-00-3	Chloroethane	ND	3.8	1.1	ug/kg	
67-66-3	Chloroform	ND	3.8	1.1	ug/kg	
95-49-8	o-Chlorotoluene	ND	3.8	1.1	ug/kg	
106-43-4	p-Chlorotoluene	ND	3.8	1.1	ug/kg	
56-23-5	Carbon tetrachloride	ND	3.8	0.76	ug/kg	
75-34-3	1,1-Dichloroethane	ND	3.8	0.76	ug/kg	
75-35-4	1,1-Dichloroethylene	ND	3.8	1.1	ug/kg	
563-58-6	1,1-Dichloropropene	ND	3.8	1.1	ug/kg	
96-12-8	1,2-Dibromo-3-chloropropane	ND	3.8	0.76	ug/kg	
106-93-4	1,2-Dibromoethane	ND	3.8	0.76	ug/kg	
107-06-2	1,2-Dichloroethane	ND	3.8	1.1	ug/kg	
78-87-5	1,2-Dichloropropane	ND	3.8	1.1	ug/kg	
142-28-9	1,3-Dichloropropane	ND	3.8	1.1	ug/kg	
108-20-3	Di-Isopropyl ether	ND	3.8	1.1	ug/kg	
594-20-7	2,2-Dichloropropane	ND	3.8	1.1	ug/kg	
124-48-1	Dibromochloromethane	ND	3.8	0.76	ug/kg	
75-71-8	Dichlorodifluoromethane	ND	3.8	0.76	ug/kg	
156-59-2	cis-1,2-Dichloroethylene	2.7	3.8	1.1	ug/kg	J
10061-01-5	cis-1,3-Dichloropropene	ND	3.8	1.1	ug/kg	
541-73-1	m-Dichlorobenzene	ND	3.8	1.1	ug/kg	
95-50-1	o-Dichlorobenzene	ND	3.8	1.1	ug/kg	
106-46-7	p-Dichlorobenzene	ND	3.8	1.1	ug/kg	

ND = Not detected MDL - Method Detection Limit

RL = Reporting Limit

E = Indicates value exceeds calibration range

J = Indicates an estimated value

B = Indicates analyte found in associated method blank

N = Indicates presumptive evidence of a compound

## Report of Analysis

<b>Client Sample ID:</b>	BB8-5.0	<b>Date Sampled:</b>	07/11/11
<b>Lab Sample ID:</b>	C16941-20	<b>Date Received:</b>	07/12/11
<b>Matrix:</b>	SO - Soil	<b>Percent Solids:</b>	n/a <sup>a</sup>
<b>Method:</b>	SW846 8260B		
<b>Project:</b>	Romic Soil Investigation(Romic EPA) - 2081 Bay Road,East Palo Alto,CA		

## VOA 8260 List

CAS No.	Compound	Result	RL	MDL	Units	Q
156-60-5	trans-1,2-Dichloroethylene	ND	3.8	1.1	ug/kg	
10061-02-6	trans-1,3-Dichloropropene	ND	3.8	1.1	ug/kg	
100-41-4	Ethylbenzene	ND	3.8	1.1	ug/kg	
637-92-3	Ethyl tert-Butyl Ether	ND	3.8	1.1	ug/kg	
591-78-6	2-Hexanone	ND	31	3.8	ug/kg	
87-68-3	Hexachlorobutadiene	ND	3.8	0.76	ug/kg	
98-82-8	Isopropylbenzene	ND	3.8	1.1	ug/kg	
99-87-6	p-Isopropyltoluene	ND	3.8	1.1	ug/kg	
108-10-1	4-Methyl-2-pentanone	ND	31	11	ug/kg	
74-83-9	Methyl bromide	ND	3.8	1.9	ug/kg	
74-87-3	Methyl chloride	ND	3.8	1.1	ug/kg	
74-95-3	Methylene bromide	ND	3.8	1.9	ug/kg	
75-09-2	Methylene chloride	ND	19	12	ug/kg	
78-93-3	Methyl ethyl ketone	ND	31	9.2	ug/kg	
1634-04-4	Methyl Tert Butyl Ether	ND	3.8	0.76	ug/kg	
91-20-3	Naphthalene	ND	3.8	1.1	ug/kg	
103-65-1	n-Propylbenzene	ND	3.8	1.1	ug/kg	
100-42-5	Styrene	ND	3.8	0.76	ug/kg	
994-05-8	Tert-Amyl Methyl Ether	ND	3.8	0.92	ug/kg	
75-65-0	Tert Butyl Alcohol	ND	31	7.6	ug/kg	
630-20-6	1,1,1,2-Tetrachloroethane	ND	3.8	0.76	ug/kg	
71-55-6	1,1,1-Trichloroethane	ND	3.8	1.1	ug/kg	
79-34-5	1,1,2,2-Tetrachloroethane	ND	3.8	0.76	ug/kg	
79-00-5	1,1,2-Trichloroethane	ND	3.8	0.76	ug/kg	
87-61-6	1,2,3-Trichlorobenzene	ND	3.8	1.1	ug/kg	
96-18-4	1,2,3-Trichloropropane	ND	3.8	1.1	ug/kg	
120-82-1	1,2,4-Trichlorobenzene	ND	3.8	1.1	ug/kg	
95-63-6	1,2,4-Trimethylbenzene	ND	3.8	1.1	ug/kg	
108-67-8	1,3,5-Trimethylbenzene	ND	3.8	1.1	ug/kg	
127-18-4	Tetrachloroethylene	ND	3.8	2.7	ug/kg	
108-88-3	Toluene	ND	3.8	1.1	ug/kg	
79-01-6	Trichloroethylene	6.2	3.8	0.76	ug/kg	
75-69-4	Trichlorofluoromethane	ND	3.8	0.92	ug/kg	
75-01-4	Vinyl chloride	ND	3.8	1.9	ug/kg	
1330-20-7	Xylene (total)	ND	7.6	3.1	ug/kg	

CAS No.	Surrogate Recoveries	Run# 1	Run# 2	Limits
1868-53-7	Dibromofluoromethane	116%		60-130%
2037-26-5	Toluene-D8	99%		60-130%

ND = Not detected MDL - Method Detection Limit

RL = Reporting Limit

E = Indicates value exceeds calibration range

J = Indicates an estimated value

B = Indicates analyte found in associated method blank

N = Indicates presumptive evidence of a compound

## Report of Analysis

<b>Client Sample ID:</b>	BB8-5.0	<b>Date Sampled:</b>	07/11/11
<b>Lab Sample ID:</b>	C16941-20	<b>Date Received:</b>	07/12/11
<b>Matrix:</b>	SO - Soil	<b>Percent Solids:</b>	n/a <sup>a</sup>
<b>Method:</b>	SW846 8260B		
<b>Project:</b>	Romic Soil Investigation(Romic EPA) - 2081 Bay Road, East Palo Alto, CA		

**VOA 8260 List**

CAS No.	Surrogate Recoveries	Run# 1	Run# 2	Limits
460-00-4	4-Bromofluorobenzene	108%		60-130%

(a) All results reported on wet weight basis.

ND = Not detected      MDL - Method Detection Limit  
 RL = Reporting Limit  
 E = Indicates value exceeds calibration range

J = Indicates an estimated value  
 B = Indicates analyte found in associated method blank  
 N = Indicates presumptive evidence of a compound

## Report of Analysis

<b>Client Sample ID:</b> BB8-5.0		<b>Date Sampled:</b> 07/11/11
<b>Lab Sample ID:</b> C16941-20		<b>Date Received:</b> 07/12/11
<b>Matrix:</b> SO - Soil		<b>Percent Solids:</b> n/a <sup>a</sup>
<b>Method:</b> SW846 8015B		
<b>Project:</b> Romic Soil Investigation(Romic EPA) - 2081 Bay Road, East Palo Alto, CA		

Run #	File ID	DF	Analyzed	By	Prep Date	Prep Batch	Analytical Batch
Run #1	JK21066.D	1	07/20/11	TT	n/a	n/a	GJK873
Run #2							

Run #	Initial Weight
Run #1	5.02 g
Run #2	

**TPH Volatiles**

CAS No.	Compound	Result	RL	MDL	Units	Q
	TPH-GRO (C6-C10)	ND	0.10	0.050	mg/kg	
CAS No.	Surrogate Recoveries	Run# 1	Run# 2	Limits		
98-08-8	aaa-Trifluorotoluene	93%		60-157%		

(a) All results reported on wet weight basis.

ND = Not detected      MDL - Method Detection Limit  
 RL = Reporting Limit  
 E = Indicates value exceeds calibration range

J = Indicates an estimated value  
 B = Indicates analyte found in associated method blank  
 N = Indicates presumptive evidence of a compound

### Report of Analysis

<b>Client Sample ID:</b> BB8-5.0		
<b>Lab Sample ID:</b> C16941-20		<b>Date Sampled:</b> 07/11/11
<b>Matrix:</b> SO - Soil		<b>Date Received:</b> 07/12/11
<b>Method:</b> SW846 8015B M SW846 3545A		<b>Percent Solids:</b> n/a <sup>a</sup>
<b>Project:</b> Romic Soil Investigation(Romic EPA) - 2081 Bay Road, East Palo Alto, CA		

	File ID	DF	Analyzed	By	Prep Date	Prep Batch	Analytical Batch
Run #1	GG26807.D	1	07/17/11	JH	07/15/11	OP4234	GGG723
Run #2							

	Initial Weight	Final Volume
Run #1	10.1 g	1.0 ml
Run #2		

#### TPH Extractable w/ Silica Gel Cleanup

CAS No.	Compound	Result	RL	MDL	Units	Q
	TPH (C10-C28)	ND	9.9	5.0	mg/kg	
	TPH (> C28-C40)	ND	20	9.9	mg/kg	

CAS No.	Surrogate Recoveries	Run# 1	Run# 2	Limits
630-01-3	Hexacosane	65%		45-140%

(a) All results reported on wet weight basis.

ND = Not detected      MDL - Method Detection Limit  
 RL = Reporting Limit  
 E = Indicates value exceeds calibration range

J = Indicates an estimated value  
 B = Indicates analyte found in associated method blank  
 N = Indicates presumptive evidence of a compound

## Report of Analysis

<b>Client Sample ID:</b>	BB8-5.0	<b>Date Sampled:</b>	07/11/11
<b>Lab Sample ID:</b>	C16941-20	<b>Date Received:</b>	07/12/11
<b>Matrix:</b>	SO - Soil	<b>Percent Solids:</b>	n/a <sup>a</sup>
<b>Project:</b>	Romic Soil Investigation(Romic EPA) - 2081 Bay Road,East Palo Alto,CA		

### Metals Analysis

Analyte	Result	RL	Units	DF	Prep	Analyzed By	Method	Prep Method
Cadmium	< 0.93	0.93	mg/kg	1	07/13/11	07/15/11 DQ	SW846 6010B <sup>1</sup>	SW846 3050B <sup>2</sup>
Chromium	34.3	0.93	mg/kg	1	07/13/11	07/15/11 DQ	SW846 6010B <sup>1</sup>	SW846 3050B <sup>2</sup>
Lead	4.3	1.9	mg/kg	1	07/13/11	07/15/11 DQ	SW846 6010B <sup>1</sup>	SW846 3050B <sup>2</sup>

(1) Instrument QC Batch: MA1981

(2) Prep QC Batch: MP3696

(a) All results reported on wet weight basis.

RL = Reporting Limit



## Report of Analysis

Page 1 of 3

<b>Client Sample ID:</b>	BB8-7.5	<b>Date Sampled:</b>	07/11/11
<b>Lab Sample ID:</b>	C16941-21	<b>Date Received:</b>	07/12/11
<b>Matrix:</b>	SO - Soil	<b>Percent Solids:</b>	n/a <sup>a</sup>
<b>Method:</b>	SW846 8260B	<b>Project:</b> Romic Soil Investigation(Romic EPA) - 2081 Bay Road, East Palo Alto, CA	

Run #	File ID	DF	Analyzed	By	Prep Date	Prep Batch	Analytical Batch
Run #1	M25760.D	1	07/20/11	TN	n/a	n/a	VM821
Run #2							

Run #	Initial Weight
Run #1	6.23 g
Run #2	

## VOA 8260 List

CAS No.	Compound	Result	RL	MDL	Units	Q
67-64-1	Acetone	ND	80	16	ug/kg	
71-43-2	Benzene	ND	4.0	1.2	ug/kg	
108-86-1	Bromobenzene	ND	4.0	1.2	ug/kg	
74-97-5	Bromochloromethane	ND	4.0	1.2	ug/kg	
75-27-4	Bromodichloromethane	ND	4.0	0.80	ug/kg	
75-25-2	Bromoform	ND	4.0	0.80	ug/kg	
104-51-8	n-Butylbenzene	ND	4.0	1.2	ug/kg	
135-98-8	sec-Butylbenzene	ND	4.0	1.2	ug/kg	
98-06-6	tert-Butylbenzene	ND	4.0	1.2	ug/kg	
108-90-7	Chlorobenzene	ND	4.0	1.2	ug/kg	
75-00-3	Chloroethane	ND	4.0	1.2	ug/kg	
67-66-3	Chloroform	ND	4.0	1.2	ug/kg	
95-49-8	o-Chlorotoluene	ND	4.0	1.2	ug/kg	
106-43-4	p-Chlorotoluene	ND	4.0	1.2	ug/kg	
56-23-5	Carbon tetrachloride	ND	4.0	0.80	ug/kg	
75-34-3	1,1-Dichloroethane	ND	4.0	0.80	ug/kg	
75-35-4	1,1-Dichloroethylene	ND	4.0	1.2	ug/kg	
563-58-6	1,1-Dichloropropene	ND	4.0	1.2	ug/kg	
96-12-8	1,2-Dibromo-3-chloropropane	ND	4.0	0.80	ug/kg	
106-93-4	1,2-Dibromoethane	ND	4.0	0.80	ug/kg	
107-06-2	1,2-Dichloroethane	ND	4.0	1.2	ug/kg	
78-87-5	1,2-Dichloropropane	ND	4.0	1.2	ug/kg	
142-28-9	1,3-Dichloropropane	ND	4.0	1.2	ug/kg	
108-20-3	Di-Isopropyl ether	ND	4.0	1.2	ug/kg	
594-20-7	2,2-Dichloropropane	ND	4.0	1.2	ug/kg	
124-48-1	Dibromochloromethane	ND	4.0	0.80	ug/kg	
75-71-8	Dichlorodifluoromethane	ND	4.0	0.80	ug/kg	
156-59-2	cis-1,2-Dichloroethylene	1.9	4.0	1.2	ug/kg	J
10061-01-5	cis-1,3-Dichloropropene	ND	4.0	1.2	ug/kg	
541-73-1	m-Dichlorobenzene	ND	4.0	1.2	ug/kg	
95-50-1	o-Dichlorobenzene	ND	4.0	1.2	ug/kg	
106-46-7	p-Dichlorobenzene	ND	4.0	1.2	ug/kg	

ND = Not detected MDL - Method Detection Limit

RL = Reporting Limit

E = Indicates value exceeds calibration range

J = Indicates an estimated value

B = Indicates analyte found in associated method blank

N = Indicates presumptive evidence of a compound

## Report of Analysis

<b>Client Sample ID:</b>	BB8-7.5	<b>Date Sampled:</b>	07/11/11
<b>Lab Sample ID:</b>	C16941-21	<b>Date Received:</b>	07/12/11
<b>Matrix:</b>	SO - Soil	<b>Percent Solids:</b>	n/a <sup>a</sup>
<b>Method:</b>	SW846 8260B	<b>Project:</b> Romic Soil Investigation(Romic EPA) - 2081 Bay Road,East Palo Alto,CA	

## VOA 8260 List

CAS No.	Compound	Result	RL	MDL	Units	Q
156-60-5	trans-1,2-Dichloroethylene	ND	4.0	1.2	ug/kg	
10061-02-6	trans-1,3-Dichloropropene	ND	4.0	1.2	ug/kg	
100-41-4	Ethylbenzene	ND	4.0	1.2	ug/kg	
637-92-3	Ethyl tert-Butyl Ether	ND	4.0	1.2	ug/kg	
591-78-6	2-Hexanone	ND	32	4.0	ug/kg	
87-68-3	Hexachlorobutadiene	ND	4.0	0.80	ug/kg	
98-82-8	Isopropylbenzene	ND	4.0	1.2	ug/kg	
99-87-6	p-Isopropyltoluene	ND	4.0	1.2	ug/kg	
108-10-1	4-Methyl-2-pentanone	ND	32	12	ug/kg	
74-83-9	Methyl bromide	ND	4.0	2.0	ug/kg	
74-87-3	Methyl chloride	ND	4.0	1.2	ug/kg	
74-95-3	Methylene bromide	ND	4.0	2.0	ug/kg	
75-09-2	Methylene chloride	ND	20	13	ug/kg	
78-93-3	Methyl ethyl ketone	ND	32	9.6	ug/kg	
1634-04-4	Methyl Tert Butyl Ether	ND	4.0	0.80	ug/kg	
91-20-3	Naphthalene	ND	4.0	1.2	ug/kg	
103-65-1	n-Propylbenzene	ND	4.0	1.2	ug/kg	
100-42-5	Styrene	ND	4.0	0.80	ug/kg	
994-05-8	Tert-Amyl Methyl Ether	ND	4.0	0.96	ug/kg	
75-65-0	Tert Butyl Alcohol	ND	32	8.0	ug/kg	
630-20-6	1,1,1,2-Tetrachloroethane	ND	4.0	0.80	ug/kg	
71-55-6	1,1,1-Trichloroethane	ND	4.0	1.2	ug/kg	
79-34-5	1,1,2,2-Tetrachloroethane	ND	4.0	0.80	ug/kg	
79-00-5	1,1,2-Trichloroethane	ND	4.0	0.80	ug/kg	
87-61-6	1,2,3-Trichlorobenzene	ND	4.0	1.2	ug/kg	
96-18-4	1,2,3-Trichloropropane	ND	4.0	1.2	ug/kg	
120-82-1	1,2,4-Trichlorobenzene	ND	4.0	1.2	ug/kg	
95-63-6	1,2,4-Trimethylbenzene	ND	4.0	1.2	ug/kg	
108-67-8	1,3,5-Trimethylbenzene	ND	4.0	1.2	ug/kg	
127-18-4	Tetrachloroethylene	ND	4.0	2.8	ug/kg	
108-88-3	Toluene	ND	4.0	1.2	ug/kg	
79-01-6	Trichloroethylene	16.8	4.0	0.80	ug/kg	
75-69-4	Trichlorofluoromethane	ND	4.0	0.96	ug/kg	
75-01-4	Vinyl chloride	ND	4.0	2.0	ug/kg	
1330-20-7	Xylene (total)	ND	8.0	3.2	ug/kg	

CAS No.	Surrogate Recoveries	Run# 1	Run# 2	Limits
1868-53-7	Dibromofluoromethane	116%		60-130%
2037-26-5	Toluene-D8	97%		60-130%

ND = Not detected MDL - Method Detection Limit

RL = Reporting Limit

E = Indicates value exceeds calibration range

J = Indicates an estimated value

B = Indicates analyte found in associated method blank

N = Indicates presumptive evidence of a compound

## Report of Analysis

<b>Client Sample ID:</b>	BB8-7.5	<b>Date Sampled:</b>	07/11/11
<b>Lab Sample ID:</b>	C16941-21	<b>Date Received:</b>	07/12/11
<b>Matrix:</b>	SO - Soil	<b>Percent Solids:</b>	n/a <sup>a</sup>
<b>Method:</b>	SW846 8260B	<b>Project:</b> Romic Soil Investigation(Romic EPA) - 2081 Bay Road, East Palo Alto, CA	

### VOA 8260 List

CAS No.	Surrogate Recoveries	Run# 1	Run# 2	Limits
460-00-4	4-Bromofluorobenzene	107%		60-130%

(a) All results reported on wet weight basis.

ND = Not detected      MDL - Method Detection Limit  
 RL = Reporting Limit  
 E = Indicates value exceeds calibration range

J = Indicates an estimated value  
 B = Indicates analyte found in associated method blank  
 N = Indicates presumptive evidence of a compound

## Report of Analysis

<b>Client Sample ID:</b> BB8-7.5		
<b>Lab Sample ID:</b> C16941-21		<b>Date Sampled:</b> 07/11/11
<b>Matrix:</b> SO - Soil		<b>Date Received:</b> 07/12/11
<b>Method:</b> SW846 8015B		<b>Percent Solids:</b> n/a <sup>a</sup>
<b>Project:</b> Romic Soil Investigation(Romic EPA) - 2081 Bay Road, East Palo Alto, CA		

	File ID	DF	Analyzed	By	Prep Date	Prep Batch	Analytical Batch
Run #1	JK21067.D	1	07/20/11	TT	n/a	n/a	GJK873
Run #2							

	Initial Weight
Run #1	5.14 g
Run #2	

### TPH Volatiles

CAS No.	Compound	Result	RL	MDL	Units	Q
	TPH-GRO (C6-C10)	ND	0.097	0.049	mg/kg	
CAS No.	Surrogate Recoveries	Run# 1	Run# 2	Limits		
98-08-8	aaa-Trifluorotoluene	91%		60-157%		

(a) All results reported on wet weight basis.

ND = Not detected      MDL - Method Detection Limit  
 RL = Reporting Limit  
 E = Indicates value exceeds calibration range

J = Indicates an estimated value  
 B = Indicates analyte found in associated method blank  
 N = Indicates presumptive evidence of a compound

## Report of Analysis

<b>Client Sample ID:</b> BB8-7.5		<b>Date Sampled:</b> 07/11/11
<b>Lab Sample ID:</b> C16941-21		<b>Date Received:</b> 07/12/11
<b>Matrix:</b> SO - Soil		<b>Percent Solids:</b> n/a <sup>a</sup>
<b>Method:</b> SW846 8015B M SW846 3545A		
<b>Project:</b> Romic Soil Investigation(Romic EPA) - 2081 Bay Road, East Palo Alto, CA		

	File ID	DF	Analyzed	By	Prep Date	Prep Batch	Analytical Batch
Run #1	GG26808.D	1	07/17/11	JH	07/15/11	OP4234	GGG723
Run #2							

	Initial Weight	Final Volume
Run #1	10.0 g	1.0 ml
Run #2		

**TPH Extractable w/ Silica Gel Cleanup**

CAS No.	Compound	Result	RL	MDL	Units	Q
	TPH (C10-C28)	ND	10	5.0	mg/kg	
	TPH (> C28-C40)	ND	20	10	mg/kg	

CAS No.	Surrogate Recoveries	Run# 1	Run# 2	Limits
630-01-3	Hexacosane	65%		45-140%

(a) All results reported on wet weight basis.

ND = Not detected      MDL - Method Detection Limit  
 RL = Reporting Limit

J = Indicates an estimated value  
 B = Indicates analyte found in associated method blank  
 N = Indicates presumptive evidence of a compound

## Report of Analysis

<b>Client Sample ID:</b>	BB8-7.5	<b>Date Sampled:</b>	07/11/11
<b>Lab Sample ID:</b>	C16941-21	<b>Date Received:</b>	07/12/11
<b>Matrix:</b>	SO - Soil	<b>Percent Solids:</b>	n/a <sup>a</sup>
<b>Project:</b>	Romic Soil Investigation(Romic EPA) - 2081 Bay Road, East Palo Alto, CA		

### Metals Analysis

Analyte	Result	RL	Units	DF	Prep	Analyzed By	Method	Prep Method
Cadmium	< 0.92	0.92	mg/kg	1	07/14/11	07/15/11 DQ	SW846 6010B <sup>1</sup>	SW846 3050B <sup>2</sup>
Chromium	30.1	0.92	mg/kg	1	07/14/11	07/15/11 DQ	SW846 6010B <sup>1</sup>	SW846 3050B <sup>2</sup>
Lead	3.8	1.8	mg/kg	1	07/14/11	07/15/11 DQ	SW846 6010B <sup>1</sup>	SW846 3050B <sup>2</sup>

(1) Instrument QC Batch: MA1981

(2) Prep QC Batch: MP3700

(a) All results reported on wet weight basis.

RL = Reporting Limit

## Report of Analysis

<b>Client Sample ID:</b>	BB11-1.5	<b>Date Sampled:</b>	07/11/11
<b>Lab Sample ID:</b>	C16941-22	<b>Date Received:</b>	07/12/11
<b>Matrix:</b>	SO - Soil	<b>Percent Solids:</b>	n/a <sup>a</sup>
<b>Method:</b>	SW846 8260B	<b>Project:</b> Romic Soil Investigation(Romic EPA) - 2081 Bay Road,East Palo Alto,CA	

Run #	File ID	DF	Analyzed	By	Prep Date	Prep Batch	Analytical Batch
Run #1	M25761.D	1	07/20/11	TN	n/a	n/a	VM821
Run #2							

Run #	Initial Weight
Run #1	5.75 g
Run #2	

## VOA 8260 List

CAS No.	Compound	Result	RL	MDL	Units	Q
67-64-1	Acetone	41.4	87	17	ug/kg	J
71-43-2	Benzene	ND	4.3	1.3	ug/kg	
108-86-1	Bromobenzene	ND	4.3	1.3	ug/kg	
74-97-5	Bromochloromethane	ND	4.3	1.3	ug/kg	
75-27-4	Bromodichloromethane	ND	4.3	0.87	ug/kg	
75-25-2	Bromoform	ND	4.3	0.87	ug/kg	
104-51-8	n-Butylbenzene	ND	4.3	1.3	ug/kg	
135-98-8	sec-Butylbenzene	ND	4.3	1.3	ug/kg	
98-06-6	tert-Butylbenzene	ND	4.3	1.3	ug/kg	
108-90-7	Chlorobenzene	ND	4.3	1.3	ug/kg	
75-00-3	Chloroethane	ND	4.3	1.3	ug/kg	
67-66-3	Chloroform	ND	4.3	1.3	ug/kg	
95-49-8	o-Chlorotoluene	ND	4.3	1.3	ug/kg	
106-43-4	p-Chlorotoluene	ND	4.3	1.3	ug/kg	
56-23-5	Carbon tetrachloride	ND	4.3	0.87	ug/kg	
75-34-3	1,1-Dichloroethane	ND	4.3	0.87	ug/kg	
75-35-4	1,1-Dichloroethylene	ND	4.3	1.3	ug/kg	
563-58-6	1,1-Dichloropropene	ND	4.3	1.3	ug/kg	
96-12-8	1,2-Dibromo-3-chloropropane	ND	4.3	0.87	ug/kg	
106-93-4	1,2-Dibromoethane	ND	4.3	0.87	ug/kg	
107-06-2	1,2-Dichloroethane	ND	4.3	1.3	ug/kg	
78-87-5	1,2-Dichloropropane	ND	4.3	1.3	ug/kg	
142-28-9	1,3-Dichloropropane	ND	4.3	1.3	ug/kg	
108-20-3	Di-Isopropyl ether	ND	4.3	1.3	ug/kg	
594-20-7	2,2-Dichloropropane	ND	4.3	1.3	ug/kg	
124-48-1	Dibromochloromethane	ND	4.3	0.87	ug/kg	
75-71-8	Dichlorodifluoromethane	ND	4.3	0.87	ug/kg	
156-59-2	cis-1,2-Dichloroethylene	ND	4.3	1.3	ug/kg	
10061-01-5	cis-1,3-Dichloropropene	ND	4.3	1.3	ug/kg	
541-73-1	m-Dichlorobenzene	ND	4.3	1.3	ug/kg	
95-50-1	o-Dichlorobenzene	ND	4.3	1.3	ug/kg	
106-46-7	p-Dichlorobenzene	ND	4.3	1.3	ug/kg	

ND = Not detected MDL - Method Detection Limit

RL = Reporting Limit

E = Indicates value exceeds calibration range

J = Indicates an estimated value

B = Indicates analyte found in associated method blank

N = Indicates presumptive evidence of a compound

## Report of Analysis

<b>Client Sample ID:</b>	BB11-1.5	<b>Date Sampled:</b>	07/11/11
<b>Lab Sample ID:</b>	C16941-22	<b>Date Received:</b>	07/12/11
<b>Matrix:</b>	SO - Soil	<b>Percent Solids:</b>	n/a <sup>a</sup>
<b>Method:</b>	SW846 8260B	<b>Project:</b> Romic Soil Investigation(Romic EPA) - 2081 Bay Road,East Palo Alto,CA	

## VOA 8260 List

CAS No.	Compound	Result	RL	MDL	Units	Q
156-60-5	trans-1,2-Dichloroethylene	ND	4.3	1.3	ug/kg	
10061-02-6	trans-1,3-Dichloropropene	ND	4.3	1.3	ug/kg	
100-41-4	Ethylbenzene	ND	4.3	1.3	ug/kg	
637-92-3	Ethyl tert-Butyl Ether	ND	4.3	1.3	ug/kg	
591-78-6	2-Hexanone	ND	35	4.3	ug/kg	
87-68-3	Hexachlorobutadiene	ND	4.3	0.87	ug/kg	
98-82-8	Isopropylbenzene	ND	4.3	1.3	ug/kg	
99-87-6	p-Isopropyltoluene	ND	4.3	1.3	ug/kg	
108-10-1	4-Methyl-2-pentanone	ND	35	13	ug/kg	
74-83-9	Methyl bromide	ND	4.3	2.2	ug/kg	
74-87-3	Methyl chloride	ND	4.3	1.3	ug/kg	
74-95-3	Methylene bromide	ND	4.3	2.2	ug/kg	
75-09-2	Methylene chloride	ND	22	14	ug/kg	
78-93-3	Methyl ethyl ketone	ND	35	10	ug/kg	
1634-04-4	Methyl Tert Butyl Ether	ND	4.3	0.87	ug/kg	
91-20-3	Naphthalene	ND	4.3	1.3	ug/kg	
103-65-1	n-Propylbenzene	ND	4.3	1.3	ug/kg	
100-42-5	Styrene	ND	4.3	0.87	ug/kg	
994-05-8	Tert-Amyl Methyl Ether	ND	4.3	1.0	ug/kg	
75-65-0	Tert Butyl Alcohol	ND	35	8.7	ug/kg	
630-20-6	1,1,1,2-Tetrachloroethane	ND	4.3	0.87	ug/kg	
71-55-6	1,1,1-Trichloroethane	ND	4.3	1.3	ug/kg	
79-34-5	1,1,2,2-Tetrachloroethane	ND	4.3	0.87	ug/kg	
79-00-5	1,1,2-Trichloroethane	ND	4.3	0.87	ug/kg	
87-61-6	1,2,3-Trichlorobenzene	ND	4.3	1.3	ug/kg	
96-18-4	1,2,3-Trichloropropane	ND	4.3	1.3	ug/kg	
120-82-1	1,2,4-Trichlorobenzene	ND	4.3	1.3	ug/kg	
95-63-6	1,2,4-Trimethylbenzene	ND	4.3	1.3	ug/kg	
108-67-8	1,3,5-Trimethylbenzene	ND	4.3	1.3	ug/kg	
127-18-4	Tetrachloroethylene	ND	4.3	3.0	ug/kg	
108-88-3	Toluene	ND	4.3	1.3	ug/kg	
79-01-6	Trichloroethylene	ND	4.3	0.87	ug/kg	
75-69-4	Trichlorofluoromethane	ND	4.3	1.0	ug/kg	
75-01-4	Vinyl chloride	ND	4.3	2.2	ug/kg	
1330-20-7	Xylene (total)	ND	8.7	3.5	ug/kg	

CAS No.	Surrogate Recoveries	Run# 1	Run# 2	Limits
1868-53-7	Dibromofluoromethane	116%		60-130%
2037-26-5	Toluene-D8	98%		60-130%

ND = Not detected MDL - Method Detection Limit

RL = Reporting Limit

E = Indicates value exceeds calibration range

J = Indicates an estimated value

B = Indicates analyte found in associated method blank

N = Indicates presumptive evidence of a compound



**Report of Analysis**

<b>Client Sample ID:</b>	BB11-1.5	<b>Date Sampled:</b>	07/11/11
<b>Lab Sample ID:</b>	C16941-22	<b>Date Received:</b>	07/12/11
<b>Matrix:</b>	SO - Soil	<b>Percent Solids:</b>	n/a <sup>a</sup>
<b>Method:</b>	SW846 8260B	<b>Project:</b> Romic Soil Investigation(Romic EPA) - 2081 Bay Road, East Palo Alto, CA	

**VOA 8260 List**

CAS No.	Surrogate Recoveries	Run# 1	Run# 2	Limits
460-00-4	4-Bromofluorobenzene	106%		60-130%

(a) All results reported on wet weight basis.

ND = Not detected      MDL - Method Detection Limit  
 RL = Reporting Limit  
 E = Indicates value exceeds calibration range

J = Indicates an estimated value  
 B = Indicates analyte found in associated method blank  
 N = Indicates presumptive evidence of a compound

## Report of Analysis

<b>Client Sample ID:</b>	BB11-1.5	<b>Date Sampled:</b>	07/11/11
<b>Lab Sample ID:</b>	C16941-22	<b>Date Received:</b>	07/12/11
<b>Matrix:</b>	SO - Soil	<b>Percent Solids:</b>	n/a <sup>a</sup>
<b>Method:</b>	SW846 8270C SW846 3550B	<b>Project:</b> Romic Soil Investigation(Romic EPA) - 2081 Bay Road, East Palo Alto, CA	

Run #1	File ID	DF	Analyzed	By	Prep Date	Prep Batch	Analytical Batch
Run #1	Y8791.D	1	07/13/11	MT	07/12/11	OP4211	EY420
Run #2							

Run #1	Initial Weight	Final Volume
Run #1	10.2 g	1.0 ml
Run #2		

## ABN Full List

CAS No.	Compound	Result	RL	MDL	Units	Q
65-85-0	Benzoic acid	ND	980	870	ug/kg	
95-57-8	2-Chlorophenol	ND	980	670	ug/kg	
59-50-7	4-Chloro-3-methyl phenol	ND	490	410	ug/kg	
120-83-2	2,4-Dichlorophenol	ND	490	140	ug/kg	
105-67-9	2,4-Dimethylphenol	ND	490	150	ug/kg	
51-28-5	2,4-Dinitrophenol	ND	2500	830	ug/kg	
534-52-1	4,6-Dinitro-o-cresol	ND	2000	1000	ug/kg	
95-48-7	2-Methylphenol	ND	490	170	ug/kg	
	3&4-Methylphenol	ND	490	150	ug/kg	
88-75-5	2-Nitrophenol	ND	490	130	ug/kg	
100-02-7	4-Nitrophenol	ND	2000	1200	ug/kg	
87-86-5	Pentachlorophenol	ND	490	410	ug/kg	
108-95-2	Phenol	ND	2000	1300	ug/kg	
95-95-4	2,4,5-Trichlorophenol	ND	490	120	ug/kg	
88-06-2	2,4,6-Trichlorophenol	ND	490	160	ug/kg	
83-32-9	Acenaphthene	ND	980	490	ug/kg	
208-96-8	Acenaphthylene	ND	490	200	ug/kg	
62-53-3	Aniline	ND	490	140	ug/kg	
120-12-7	Anthracene	ND	490	98	ug/kg	
103-33-3	Azobenzene	ND	490	170	ug/kg	
92-87-5	Benzidine	ND	2500	720	ug/kg	
56-55-3	Benzo(a)anthracene	ND	490	69	ug/kg	
50-32-8	Benzo(a)pyrene	ND	490	88	ug/kg	
205-99-2	Benzo(b)fluoranthene	ND	490	59	ug/kg	
191-24-2	Benzo(g,h,i)perylene	ND	490	150	ug/kg	
207-08-9	Benzo(k)fluoranthene	ND	490	120	ug/kg	
101-55-3	4-Bromophenyl phenyl ether	ND	490	150	ug/kg	
85-68-7	Butyl benzyl phthalate	ND	490	110	ug/kg	
100-51-6	Benzyl Alcohol	ND	980	160	ug/kg	
91-58-7	2-Chloronaphthalene	ND	490	180	ug/kg	
106-47-8	4-Chloroaniline	ND	490	140	ug/kg	
86-74-8	Carbazole	ND	490	78	ug/kg	

ND = Not detected MDL - Method Detection Limit

RL = Reporting Limit

E = Indicates value exceeds calibration range

J = Indicates an estimated value

B = Indicates analyte found in associated method blank

N = Indicates presumptive evidence of a compound

## Report of Analysis

<b>Client Sample ID:</b>	BB11-1.5	<b>Date Sampled:</b>	07/11/11
<b>Lab Sample ID:</b>	C16941-22	<b>Date Received:</b>	07/12/11
<b>Matrix:</b>	SO - Soil	<b>Percent Solids:</b>	n/a <sup>a</sup>
<b>Method:</b>	SW846 8270C SW846 3550B	<b>Project:</b> Romic Soil Investigation(Romic EPA) - 2081 Bay Road,East Palo Alto,CA	

## ABN Full List

CAS No.	Compound	Result	RL	MDL	Units	Q
218-01-9	Chrysene	ND	490	98	ug/kg	
111-91-1	bis(2-Chloroethoxy)methane	ND	490	180	ug/kg	
111-44-4	bis(2-Chloroethyl)ether	ND	490	230	ug/kg	
108-60-1	bis(2-Chloroisopropyl)ether	ND	490	260	ug/kg	
7005-72-3	4-Chlorophenyl phenyl ether	ND	490	190	ug/kg	
95-50-1	1,2-Dichlorobenzene	ND	490	160	ug/kg	
541-73-1	1,3-Dichlorobenzene	ND	490	150	ug/kg	
106-46-7	1,4-Dichlorobenzene	ND	490	410	ug/kg	
121-14-2	2,4-Dinitrotoluene	ND	490	450	ug/kg	
606-20-2	2,6-Dinitrotoluene	ND	980	310	ug/kg	
91-94-1	3,3'-Dichlorobenzidine	ND	2500	140	ug/kg	
53-70-3	Dibenzo(a,h)anthracene	ND	490	130	ug/kg	
132-64-9	Dibenzofuran	ND	490	160	ug/kg	
122-39-4	Diphenylamine	ND	490	120	ug/kg	
84-74-2	Di-n-butyl phthalate	ND	490	98	ug/kg	
117-84-0	Di-n-octyl phthalate	ND	490	130	ug/kg	
84-66-2	Diethyl phthalate	ND	490	170	ug/kg	
131-11-3	Dimethyl phthalate	ND	490	180	ug/kg	
117-81-7	bis(2-Ethylhexyl)phthalate	ND	490	220	ug/kg	
206-44-0	Fluoranthene	ND	490	98	ug/kg	
86-73-7	Fluorene	ND	490	180	ug/kg	
118-74-1	Hexachlorobenzene	ND	490	130	ug/kg	
87-68-3	Hexachlorobutadiene	ND	490	190	ug/kg	
77-47-4	Hexachlorocyclopentadiene	ND	490	140	ug/kg	
67-72-1	Hexachloroethane	ND	490	160	ug/kg	
193-39-5	Indeno(1,2,3-cd)pyrene	ND	490	140	ug/kg	
78-59-1	Isophorone	ND	490	170	ug/kg	
90-12-0	1-Methylnaphthalene	ND	490	160	ug/kg	
91-57-6	2-Methylnaphthalene	ND	490	160	ug/kg	
88-74-4	2-Nitroaniline	ND	490	120	ug/kg	
99-09-2	3-Nitroaniline	ND	490	120	ug/kg	
100-01-6	4-Nitroaniline	ND	490	290	ug/kg	
91-20-3	Naphthalene	ND	490	170	ug/kg	
98-95-3	Nitrobenzene	ND	490	160	ug/kg	
62-75-9	N-Nitrosodimethylamine	ND	4900	2200	ug/kg	
621-64-7	N-Nitroso-di-n-propylamine	ND	980	540	ug/kg	
85-01-8	Phenanthrene	ND	490	110	ug/kg	
129-00-0	Pyrene	ND	980	670	ug/kg	
110-86-1	Pyridine	ND	2000	220	ug/kg	
120-82-1	1,2,4-Trichlorobenzene	ND	490	330	ug/kg	

ND = Not detected MDL - Method Detection Limit

RL = Reporting Limit

E = Indicates value exceeds calibration range

J = Indicates an estimated value

B = Indicates analyte found in associated method blank

N = Indicates presumptive evidence of a compound

## Report of Analysis

<b>Client Sample ID:</b>	BB11-1.5		<b>Date Sampled:</b>	07/11/11
<b>Lab Sample ID:</b>	C16941-22		<b>Date Received:</b>	07/12/11
<b>Matrix:</b>	SO - Soil		<b>Percent Solids:</b>	n/a <sup>a</sup>
<b>Method:</b>	SW846 8270C SW846 3550B			
<b>Project:</b>	Romic Soil Investigation(Romic EPA) - 2081 Bay Road, East Palo Alto, CA			

## ABN Full List

CAS No.	Surrogate Recoveries	Run# 1	Run# 2	Limits
367-12-4	2-Fluorophenol	84%		20-100%
4165-62-2	Phenol-d5	87%		20-100%
118-79-6	2,4,6-Tribromophenol	104% <sup>b</sup>		30-100%
4165-60-0	Nitrobenzene-d5	86%		20-100%
321-60-8	2-Fluorobiphenyl	86%		20-106%
1718-51-0	Terphenyl-d14	124%		55-130%

(a) All results reported on wet weight basis.

(b) Outside laboratory control limits (high bias).

ND = Not detected MDL - Method Detection Limit

RL = Reporting Limit

E = Indicates value exceeds calibration range

J = Indicates an estimated value

B = Indicates analyte found in associated method blank

N = Indicates presumptive evidence of a compound

## Report of Analysis

<b>Client Sample ID:</b> BB11-1.5		<b>Date Sampled:</b> 07/11/11
<b>Lab Sample ID:</b> C16941-22		<b>Date Received:</b> 07/12/11
<b>Matrix:</b> SO - Soil		<b>Percent Solids:</b> n/a <sup>a</sup>
<b>Method:</b> SW846 8015B		
<b>Project:</b> Romic Soil Investigation(Romic EPA) - 2081 Bay Road, East Palo Alto, CA		

Run #	File ID	DF	Analyzed	By	Prep Date	Prep Batch	Analytical Batch
Run #1	JK21068.D	1	07/20/11	TT	n/a	n/a	GJK873
Run #2							

Run #	Initial Weight
Run #1	5.30 g
Run #2	

**TPH Volatiles**

CAS No.	Compound	Result	RL	MDL	Units	Q
	TPH-GRO (C6-C10)	ND	0.094	0.047	mg/kg	
CAS No.	Surrogate Recoveries	Run# 1	Run# 2	Limits		
98-08-8	aaa-Trifluorotoluene	92%		60-157%		

(a) All results reported on wet weight basis.

ND = Not detected      MDL - Method Detection Limit  
 RL = Reporting Limit  
 E = Indicates value exceeds calibration range

J = Indicates an estimated value  
 B = Indicates analyte found in associated method blank  
 N = Indicates presumptive evidence of a compound

## Report of Analysis

<b>Client Sample ID:</b>	BB11-1.5	<b>Date Sampled:</b>	07/11/11
<b>Lab Sample ID:</b>	C16941-22	<b>Date Received:</b>	07/12/11
<b>Matrix:</b>	SO - Soil	<b>Percent Solids:</b>	n/a <sup>a</sup>
<b>Method:</b>	SW846 8081A SW846 3545A	<b>Project:</b> Romic Soil Investigation(Romic EPA) - 2081 Bay Road, East Palo Alto, CA	

Run #1	File ID	DF	Analyzed	By	Prep Date	Prep Batch	Analytical Batch
Run #1	OO22670.D	1	07/24/11	RV	07/15/11	OP4230	G00726
Run #2							

Run #1	Initial Weight	Final Volume
Run #1	10.1 g	10.0 ml
Run #2		

## Pesticide PPL List

CAS No.	Compound	Result	RL	MDL	Units	Q
309-00-2	Aldrin	ND	25	9.9	ug/kg	
319-84-6	alpha-BHC	ND	25	11	ug/kg	
319-85-7	beta-BHC	ND	25	3.5	ug/kg	
319-86-8	delta-BHC	ND	25	3.5	ug/kg	
58-89-9	gamma-BHC (Lindane)	ND	25	7.4	ug/kg	
12789-03-6	Chlordane	ND	99	99	ug/kg	
60-57-1	Dieldrin	16.0	25	3.0	ug/kg	J
72-54-8	4,4'-DDD	7.5	25	3.5	ug/kg	J
72-55-9	4,4'-DDE	7.4	25	3.0	ug/kg	J
50-29-3	4,4'-DDT <sup>b</sup>	4.1	25	3.0	ug/kg	J
72-20-8	Endrin	ND	25	3.0	ug/kg	
7421-93-4	Endrin aldehyde	ND	25	5.9	ug/kg	
959-98-8	Endosulfan-I	ND	25	3.5	ug/kg	
33213-65-9	Endosulfan-II	ND	25	3.5	ug/kg	
1031-07-8	Endosulfan sulfate	ND	25	7.9	ug/kg	
76-44-8	Heptachlor	ND	25	5.9	ug/kg	
1024-57-3	Heptachlor epoxide	ND	25	4.0	ug/kg	
72-43-5	Methoxychlor	ND	25	3.5	ug/kg	
8001-35-2	Toxaphene	ND	99	99	ug/kg	

CAS No.	Surrogate Recoveries	Run# 1	Run# 2	Limits
877-09-8	Tetrachloro-m-xylene	67%		35-132%
877-09-8	Tetrachloro-m-xylene	68%		35-132%
2051-24-3	Decachlorobiphenyl	87%		35-132%
2051-24-3	Decachlorobiphenyl	89%		35-132%

(a) All results reported on wet weight basis.

(b) Result from signal#2.

ND = Not detected MDL - Method Detection Limit

RL = Reporting Limit

E = Indicates value exceeds calibration range

J = Indicates an estimated value

B = Indicates analyte found in associated method blank

N = Indicates presumptive evidence of a compound

## Report of Analysis

<b>Client Sample ID:</b>	BB11-1.5	<b>Date Sampled:</b>	07/11/11
<b>Lab Sample ID:</b>	C16941-22	<b>Date Received:</b>	07/12/11
<b>Matrix:</b>	SO - Soil	<b>Percent Solids:</b>	n/a <sup>a</sup>
<b>Method:</b>	SW846 8082 SW846 3545A	<b>Project:</b> Romic Soil Investigation(Romic EPA) - 2081 Bay Road, East Palo Alto, CA	

Run #	File ID	DF	Analyzed	By	Prep Date	Prep Batch	Analytical Batch
Run #1	PP20046.D	1	07/17/11	RV	07/15/11	OP4231	GPP685
Run #2							

Run #	Initial Weight	Final Volume
Run #1	10.1 g	10.0 ml
Run #2		

## PCB List

CAS No.	Compound	Result	RL	MDL	Units	Q
12674-11-2	Aroclor 1016	ND	99	17	ug/kg	
11104-28-2	Aroclor 1221	ND	99	50	ug/kg	
11141-16-5	Aroclor 1232	ND	99	50	ug/kg	
53469-21-9	Aroclor 1242	ND	99	50	ug/kg	
12672-29-6	Aroclor 1248	ND	99	50	ug/kg	
11097-69-1	Aroclor 1254	ND	99	50	ug/kg	
11096-82-5	Aroclor 1260	23.2	99	20	ug/kg	J

CAS No.	Surrogate Recoveries	Run# 1	Run# 2	Limits
877-09-8	Tetrachloro-m-xylene	60%		45-108%
877-09-8	Tetrachloro-m-xylene	61%		45-108%
2051-24-3	Decachlorobiphenyl	93%		54-121%
2051-24-3	Decachlorobiphenyl	79%		54-121%

(a) All results reported on wet weight basis.

ND = Not detected      MDL - Method Detection Limit  
 RL = Reporting Limit  
 E = Indicates value exceeds calibration range

J = Indicates an estimated value  
 B = Indicates analyte found in associated method blank  
 N = Indicates presumptive evidence of a compound

## Report of Analysis

<b>Client Sample ID:</b>	BB11-1.5	<b>Date Sampled:</b>	07/11/11
<b>Lab Sample ID:</b>	C16941-22	<b>Date Received:</b>	07/12/11
<b>Matrix:</b>	SO - Soil	<b>Percent Solids:</b>	n/a <sup>a</sup>
<b>Method:</b>	SW846 8015B M SW846 3545A	<b>Project:</b> Romic Soil Investigation(Romic EPA) - 2081 Bay Road, East Palo Alto, CA	

Run #	File ID	DF	Analyzed	By	Prep Date	Prep Batch	Analytical Batch
Run #1	HH15143.D	1	07/17/11	JH	07/15/11	OP4234	GHH521
Run #2							

Run #	Initial Weight	Final Volume
Run #1	10.2 g	1.0 ml
Run #2		

## TPH Extractable w/ Silica Gel Cleanup

CAS No.	Compound	Result	RL	MDL	Units	Q
	TPH (C10-C28)	38.6	9.8	4.9	mg/kg	
	TPH (> C28-C40)	130	20	9.8	mg/kg	

CAS No.	Surrogate Recoveries	Run# 1	Run# 2	Limits
630-01-3	Hexacosane	68%		45-140%

(a) All results reported on wet weight basis.

ND = Not detected      MDL - Method Detection Limit  
 RL = Reporting Limit  
 E = Indicates value exceeds calibration range

J = Indicates an estimated value  
 B = Indicates analyte found in associated method blank  
 N = Indicates presumptive evidence of a compound



## Report of Analysis

<b>Client Sample ID:</b> BB11-1.5	<b>Date Sampled:</b> 07/11/11
<b>Lab Sample ID:</b> C16941-22	<b>Date Received:</b> 07/12/11
<b>Matrix:</b> SO - Soil	<b>Percent Solids:</b> n/a <sup>a</sup>
<b>Project:</b> Romic Soil Investigation(Romic EPA) - 2081 Bay Road,East Palo Alto,CA	

## Metals Analysis

Analyte	Result	RL	Units	DF	Prep	Analyzed By	Method	Prep Method
Antimony	2.6	1.8	mg/kg	1	07/14/11	07/15/11 DQ	SW846 6010B <sup>1</sup>	SW846 3050B <sup>6</sup>
Arsenic	6.0	1.8	mg/kg	1	07/14/11	07/15/11 DQ	SW846 6010B <sup>1</sup>	SW846 3050B <sup>6</sup>
Barium	171	18	mg/kg	1	07/14/11	07/15/11 DQ	SW846 6010B <sup>3</sup>	SW846 3050B <sup>6</sup>
Beryllium	< 0.92	0.92	mg/kg	1	07/14/11	07/15/11 DQ	SW846 6010B <sup>1</sup>	SW846 3050B <sup>6</sup>
Cadmium	< 0.92	0.92	mg/kg	1	07/14/11	07/15/11 DQ	SW846 6010B <sup>1</sup>	SW846 3050B <sup>6</sup>
Chromium	82.1	0.92	mg/kg	1	07/14/11	07/15/11 DQ	SW846 6010B <sup>1</sup>	SW846 3050B <sup>6</sup>
Cobalt	14.8	0.92	mg/kg	1	07/14/11	07/15/11 DQ	SW846 6010B <sup>1</sup>	SW846 3050B <sup>6</sup>
Copper	48.3	2.3	mg/kg	1	07/14/11	07/15/11 DQ	SW846 6010B <sup>1</sup>	SW846 3050B <sup>6</sup>
Lead	12.0	1.8	mg/kg	1	07/14/11	07/15/11 DQ	SW846 6010B <sup>1</sup>	SW846 3050B <sup>6</sup>
Mercury	0.066	0.037	mg/kg	1	07/13/11	07/14/11 RW	SW846 7471A <sup>2</sup>	SW846 7471A <sup>5</sup>
Molybdenum	< 1.8	1.8	mg/kg	1	07/14/11	07/15/11 DQ	SW846 6010B <sup>1</sup>	SW846 3050B <sup>6</sup>
Nickel	70.7	0.92	mg/kg	1	07/14/11	07/15/11 DQ	SW846 6010B <sup>1</sup>	SW846 3050B <sup>6</sup>
Selenium	< 1.8	1.8	mg/kg	1	07/14/11	07/15/11 DQ	SW846 6010B <sup>1</sup>	SW846 3050B <sup>6</sup>
Silver	< 0.92	0.92	mg/kg	1	07/14/11	07/15/11 DQ	SW846 6010B <sup>1</sup>	SW846 3050B <sup>6</sup>
Thallium <sup>b</sup>	< 5.5	5.5	mg/kg	3	07/14/11	07/20/11 RS	SW846 6010B <sup>4</sup>	SW846 3050B <sup>6</sup>
Vanadium	83.0	0.92	mg/kg	1	07/14/11	07/15/11 DQ	SW846 6010B <sup>1</sup>	SW846 3050B <sup>6</sup>
Zinc	79.9	1.8	mg/kg	1	07/14/11	07/15/11 DQ	SW846 6010B <sup>1</sup>	SW846 3050B <sup>6</sup>

- (1) Instrument QC Batch: MA1981  
(2) Instrument QC Batch: MA1983  
(3) Instrument QC Batch: MA1987  
(4) Instrument QC Batch: MA1995  
(5) Prep QC Batch: MP3699  
(6) Prep QC Batch: MP3700

- (a) All results reported on wet weight basis.  
(b) Elevated reporting limit(s) due to matrix interference.

RL = Reporting Limit

## Report of Analysis

Page 1 of 3

<b>Client Sample ID:</b>	BB11-4.0	<b>Date Sampled:</b>	07/11/11
<b>Lab Sample ID:</b>	C16941-23	<b>Date Received:</b>	07/12/11
<b>Matrix:</b>	SO - Soil	<b>Percent Solids:</b>	n/a <sup>a</sup>
<b>Method:</b>	SW846 8260B	<b>Project:</b> Romic Soil Investigation(Romic EPA) - 2081 Bay Road, East Palo Alto, CA	

Run #	File ID	DF	Analyzed	By	Prep Date	Prep Batch	Analytical Batch
Run #1	M25789.D	1	07/21/11	TN	n/a	n/a	VM822
Run #2							

Run #	Initial Weight
Run #1	4.44 g
Run #2	

## VOA 8260 List

CAS No.	Compound	Result	RL	MDL	Units	Q
67-64-1	Acetone	99.2	110	23	ug/kg	J
71-43-2	Benzene	ND	5.6	1.7	ug/kg	
108-86-1	Bromobenzene	ND	5.6	1.7	ug/kg	
74-97-5	Bromochloromethane	ND	5.6	1.7	ug/kg	
75-27-4	Bromodichloromethane	ND	5.6	1.1	ug/kg	
75-25-2	Bromoform	ND	5.6	1.1	ug/kg	
104-51-8	n-Butylbenzene	ND	5.6	1.7	ug/kg	
135-98-8	sec-Butylbenzene	ND	5.6	1.7	ug/kg	
98-06-6	tert-Butylbenzene	ND	5.6	1.7	ug/kg	
108-90-7	Chlorobenzene	ND	5.6	1.7	ug/kg	
75-00-3	Chloroethane	ND	5.6	1.7	ug/kg	
67-66-3	Chloroform	ND	5.6	1.7	ug/kg	
95-49-8	o-Chlorotoluene	ND	5.6	1.7	ug/kg	
106-43-4	p-Chlorotoluene	ND	5.6	1.7	ug/kg	
56-23-5	Carbon tetrachloride	ND	5.6	1.1	ug/kg	
75-34-3	1,1-Dichloroethane	ND	5.6	1.1	ug/kg	
75-35-4	1,1-Dichloroethylene	ND	5.6	1.7	ug/kg	
563-58-6	1,1-Dichloropropene	ND	5.6	1.7	ug/kg	
96-12-8	1,2-Dibromo-3-chloropropane	ND	5.6	1.1	ug/kg	
106-93-4	1,2-Dibromoethane	ND	5.6	1.1	ug/kg	
107-06-2	1,2-Dichloroethane	ND	5.6	1.7	ug/kg	
78-87-5	1,2-Dichloropropane	ND	5.6	1.7	ug/kg	
142-28-9	1,3-Dichloropropane	ND	5.6	1.7	ug/kg	
108-20-3	Di-Isopropyl ether	ND	5.6	1.7	ug/kg	
594-20-7	2,2-Dichloropropane	ND	5.6	1.7	ug/kg	
124-48-1	Dibromochloromethane	ND	5.6	1.1	ug/kg	
75-71-8	Dichlorodifluoromethane	ND	5.6	1.1	ug/kg	
156-59-2	cis-1,2-Dichloroethylene	ND	5.6	1.7	ug/kg	
10061-01-5	cis-1,3-Dichloropropene	ND	5.6	1.7	ug/kg	
541-73-1	m-Dichlorobenzene	ND	5.6	1.7	ug/kg	
95-50-1	o-Dichlorobenzene	ND	5.6	1.7	ug/kg	
106-46-7	p-Dichlorobenzene	ND	5.6	1.7	ug/kg	

ND = Not detected MDL - Method Detection Limit

RL = Reporting Limit

E = Indicates value exceeds calibration range

J = Indicates an estimated value

B = Indicates analyte found in associated method blank

N = Indicates presumptive evidence of a compound

## Report of Analysis

<b>Client Sample ID:</b>	BB11-4.0	<b>Date Sampled:</b>	07/11/11
<b>Lab Sample ID:</b>	C16941-23	<b>Date Received:</b>	07/12/11
<b>Matrix:</b>	SO - Soil	<b>Percent Solids:</b>	n/a <sup>a</sup>
<b>Method:</b>	SW846 8260B	<b>Project:</b> Romc Soil Investigation(Romc EPA) - 2081 Bay Road,East Palo Alto,CA	

## VOA 8260 List

CAS No.	Compound	Result	RL	MDL	Units	Q
156-60-5	trans-1,2-Dichloroethylene	ND	5.6	1.7	ug/kg	
10061-02-6	trans-1,3-Dichloropropene	ND	5.6	1.7	ug/kg	
100-41-4	Ethylbenzene	ND	5.6	1.7	ug/kg	
637-92-3	Ethyl tert-Butyl Ether	ND	5.6	1.7	ug/kg	
591-78-6	2-Hexanone	ND	45	5.6	ug/kg	
87-68-3	Hexachlorobutadiene	ND	5.6	1.1	ug/kg	
98-82-8	Isopropylbenzene	ND	5.6	1.7	ug/kg	
99-87-6	p-Isopropyltoluene	ND	5.6	1.7	ug/kg	
108-10-1	4-Methyl-2-pentanone	ND	45	17	ug/kg	
74-83-9	Methyl bromide	ND	5.6	2.8	ug/kg	
74-87-3	Methyl chloride	ND	5.6	1.7	ug/kg	
74-95-3	Methylene bromide	ND	5.6	2.8	ug/kg	
75-09-2	Methylene chloride	ND	28	18	ug/kg	
78-93-3	Methyl ethyl ketone	18.6	45	14	ug/kg	J
1634-04-4	Methyl Tert Butyl Ether	ND	5.6	1.1	ug/kg	
91-20-3	Naphthalene	ND	5.6	1.7	ug/kg	
103-65-1	n-Propylbenzene	ND	5.6	1.7	ug/kg	
100-42-5	Styrene	ND	5.6	1.1	ug/kg	
994-05-8	Tert-Amyl Methyl Ether	ND	5.6	1.4	ug/kg	
75-65-0	Tert Butyl Alcohol	ND	45	11	ug/kg	
630-20-6	1,1,1,2-Tetrachloroethane	ND	5.6	1.1	ug/kg	
71-55-6	1,1,1-Trichloroethane	ND	5.6	1.7	ug/kg	
79-34-5	1,1,2,2-Tetrachloroethane	ND	5.6	1.1	ug/kg	
79-00-5	1,1,2-Trichloroethane	ND	5.6	1.1	ug/kg	
87-61-6	1,2,3-Trichlorobenzene	ND	5.6	1.7	ug/kg	
96-18-4	1,2,3-Trichloropropane	ND	5.6	1.7	ug/kg	
120-82-1	1,2,4-Trichlorobenzene	ND	5.6	1.7	ug/kg	
95-63-6	1,2,4-Trimethylbenzene	ND	5.6	1.7	ug/kg	
108-67-8	1,3,5-Trimethylbenzene	ND	5.6	1.7	ug/kg	
127-18-4	Tetrachloroethylene	ND	5.6	3.9	ug/kg	
108-88-3	Toluene	ND	5.6	1.7	ug/kg	
79-01-6	Trichloroethylene	ND	5.6	1.1	ug/kg	
75-69-4	Trichlorofluoromethane	ND	5.6	1.4	ug/kg	
75-01-4	Vinyl chloride	ND	5.6	2.8	ug/kg	
1330-20-7	Xylene (total)	ND	11	4.5	ug/kg	

CAS No.	Surrogate Recoveries	Run# 1	Run# 2	Limits
1868-53-7	Dibromofluoromethane	105%		60-130%
2037-26-5	Toluene-D8	97%		60-130%

ND = Not detected MDL - Method Detection Limit

RL = Reporting Limit

E = Indicates value exceeds calibration range

J = Indicates an estimated value

B = Indicates analyte found in associated method blank

N = Indicates presumptive evidence of a compound

## Report of Analysis

<b>Client Sample ID:</b>	BB11-4.0	<b>Date Sampled:</b>	07/11/11
<b>Lab Sample ID:</b>	C16941-23	<b>Date Received:</b>	07/12/11
<b>Matrix:</b>	SO - Soil	<b>Percent Solids:</b>	n/a <sup>a</sup>
<b>Method:</b>	SW846 8260B	<b>Project:</b> Romic Soil Investigation(Romic EPA) - 2081 Bay Road, East Palo Alto, CA	

**VOA 8260 List**

CAS No.	Surrogate Recoveries	Run# 1	Run# 2	Limits
460-00-4	4-Bromofluorobenzene	105%		60-130%

(a) All results reported on wet weight basis.

ND = Not detected      MDL - Method Detection Limit  
 RL = Reporting Limit  
 E = Indicates value exceeds calibration range

J = Indicates an estimated value  
 B = Indicates analyte found in associated method blank  
 N = Indicates presumptive evidence of a compound

## Report of Analysis

<b>Client Sample ID:</b> BB11-4.0		<b>Date Sampled:</b> 07/11/11
<b>Lab Sample ID:</b> C16941-23		<b>Date Received:</b> 07/12/11
<b>Matrix:</b> SO - Soil		<b>Percent Solids:</b> n/a <sup>a</sup>
<b>Method:</b> SW846 8015B		
<b>Project:</b> Romic Soil Investigation(Romic EPA) - 2081 Bay Road, East Palo Alto, CA		

Run #	File ID	DF	Analyzed	By	Prep Date	Prep Batch	Analytical Batch
Run #1	JK21069.D	1	07/20/11	TT	n/a	n/a	GJK873
Run #2							

Run #	Initial Weight
Run #1	5.09 g
Run #2	

**TPH Volatiles**

CAS No.	Compound	Result	RL	MDL	Units	Q
	TPH-GRO (C6-C10)	ND	0.098	0.049	mg/kg	
CAS No.	Surrogate Recoveries	Run# 1	Run# 2	Limits		
98-08-8	aaa-Trifluorotoluene	92%		60-157%		

(a) All results reported on wet weight basis.

ND = Not detected      MDL - Method Detection Limit  
 RL = Reporting Limit  
 E = Indicates value exceeds calibration range

J = Indicates an estimated value  
 B = Indicates analyte found in associated method blank  
 N = Indicates presumptive evidence of a compound

### Report of Analysis

<b>Client Sample ID:</b>	BB11-4.0	<b>Date Sampled:</b>	07/11/11
<b>Lab Sample ID:</b>	C16941-23	<b>Date Received:</b>	07/12/11
<b>Matrix:</b>	SO - Soil	<b>Percent Solids:</b>	n/a <sup>a</sup>
<b>Method:</b>	SW846 8015B M SW846 3545A	<b>Project:</b> Romic Soil Investigation(Romic EPA) - 2081 Bay Road, East Palo Alto, CA	

Run #	File ID	DF	Analyzed	By	Prep Date	Prep Batch	Analytical Batch
Run #1	GG26809.D	1	07/17/11	JH	07/15/11	OP4234	GGG723
Run #2							

Run #	Initial Weight	Final Volume
Run #1	10.1 g	1.0 ml
Run #2		

**TPH Extractable w/ Silica Gel Cleanup**

CAS No.	Compound	Result	RL	MDL	Units	Q
	TPH (C10-C28)	ND	9.9	5.0	mg/kg	
	TPH (> C28-C40)	ND	20	9.9	mg/kg	

CAS No.	Surrogate Recoveries	Run# 1	Run# 2	Limits
630-01-3	Hexacosane	67%		45-140%

(a) All results reported on wet weight basis.

ND = Not detected      MDL - Method Detection Limit  
 RL = Reporting Limit  
 E = Indicates value exceeds calibration range

J = Indicates an estimated value  
 B = Indicates analyte found in associated method blank  
 N = Indicates presumptive evidence of a compound

## Report of Analysis

<b>Client Sample ID:</b>	BB11-4.0	<b>Date Sampled:</b>	07/11/11
<b>Lab Sample ID:</b>	C16941-23	<b>Date Received:</b>	07/12/11
<b>Matrix:</b>	SO - Soil	<b>Percent Solids:</b>	n/a <sup>a</sup>
<b>Project:</b>	Romic Soil Investigation(Romic EPA) - 2081 Bay Road, East Palo Alto, CA		

### Metals Analysis

Analyte	Result	RL	Units	DF	Prep	Analyzed By	Method	Prep Method
Cadmium	< 0.89	0.89	mg/kg	1	07/14/11	07/15/11 DQ	SW846 6010B <sup>1</sup>	SW846 3050B <sup>3</sup>
Chromium	146	4.5	mg/kg	5	07/14/11	07/15/11 DQ	SW846 6010B <sup>2</sup>	SW846 3050B <sup>3</sup>
Lead	< 8.9	8.9	mg/kg	5	07/14/11	07/15/11 DQ	SW846 6010B <sup>2</sup>	SW846 3050B <sup>3</sup>

- (1) Instrument QC Batch: MA1981
- (2) Instrument QC Batch: MA1987
- (3) Prep QC Batch: MP3700

(a) All results reported on wet weight basis.

---

RL = Reporting Limit

## Report of Analysis

<b>Client Sample ID:</b>	BB11-7.0	<b>Date Sampled:</b>	07/11/11
<b>Lab Sample ID:</b>	C16941-24	<b>Date Received:</b>	07/12/11
<b>Matrix:</b>	SO - Soil	<b>Percent Solids:</b>	n/a <sup>a</sup>
<b>Method:</b>	SW846 8260B	<b>Project:</b> Romic Soil Investigation(Romic EPA) - 2081 Bay Road,East Palo Alto,CA	

Run #	File ID	DF	Analyzed	By	Prep Date	Prep Batch	Analytical Batch
Run #1	M25790.D	1	07/21/11	TN	n/a	n/a	VM822
Run #2							

Run #	Initial Weight
Run #1	5.69 g
Run #2	

## VOA 8260 List

CAS No.	Compound	Result	RL	MDL	Units	Q
67-64-1	Acetone	20.8	88	18	ug/kg	J
71-43-2	Benzene	ND	4.4	1.3	ug/kg	
108-86-1	Bromobenzene	ND	4.4	1.3	ug/kg	
74-97-5	Bromochloromethane	ND	4.4	1.3	ug/kg	
75-27-4	Bromodichloromethane	ND	4.4	0.88	ug/kg	
75-25-2	Bromoform	ND	4.4	0.88	ug/kg	
104-51-8	n-Butylbenzene	ND	4.4	1.3	ug/kg	
135-98-8	sec-Butylbenzene	ND	4.4	1.3	ug/kg	
98-06-6	tert-Butylbenzene	ND	4.4	1.3	ug/kg	
108-90-7	Chlorobenzene	ND	4.4	1.3	ug/kg	
75-00-3	Chloroethane	ND	4.4	1.3	ug/kg	
67-66-3	Chloroform	ND	4.4	1.3	ug/kg	
95-49-8	o-Chlorotoluene	ND	4.4	1.3	ug/kg	
106-43-4	p-Chlorotoluene	ND	4.4	1.3	ug/kg	
56-23-5	Carbon tetrachloride	ND	4.4	0.88	ug/kg	
75-34-3	1,1-Dichloroethane	ND	4.4	0.88	ug/kg	
75-35-4	1,1-Dichloroethylene	ND	4.4	1.3	ug/kg	
563-58-6	1,1-Dichloropropene	ND	4.4	1.3	ug/kg	
96-12-8	1,2-Dibromo-3-chloropropane	ND	4.4	0.88	ug/kg	
106-93-4	1,2-Dibromoethane	ND	4.4	0.88	ug/kg	
107-06-2	1,2-Dichloroethane	ND	4.4	1.3	ug/kg	
78-87-5	1,2-Dichloropropane	ND	4.4	1.3	ug/kg	
142-28-9	1,3-Dichloropropane	ND	4.4	1.3	ug/kg	
108-20-3	Di-Isopropyl ether	ND	4.4	1.3	ug/kg	
594-20-7	2,2-Dichloropropane	ND	4.4	1.3	ug/kg	
124-48-1	Dibromochloromethane	ND	4.4	0.88	ug/kg	
75-71-8	Dichlorodifluoromethane	ND	4.4	0.88	ug/kg	
156-59-2	cis-1,2-Dichloroethylene	ND	4.4	1.3	ug/kg	
10061-01-5	cis-1,3-Dichloropropene	ND	4.4	1.3	ug/kg	
541-73-1	m-Dichlorobenzene	ND	4.4	1.3	ug/kg	
95-50-1	o-Dichlorobenzene	ND	4.4	1.3	ug/kg	
106-46-7	p-Dichlorobenzene	ND	4.4	1.3	ug/kg	

ND = Not detected MDL - Method Detection Limit

RL = Reporting Limit

E = Indicates value exceeds calibration range

J = Indicates an estimated value

B = Indicates analyte found in associated method blank

N = Indicates presumptive evidence of a compound



## Report of Analysis

<b>Client Sample ID:</b>	BB11-7.0	<b>Date Sampled:</b>	07/11/11
<b>Lab Sample ID:</b>	C16941-24	<b>Date Received:</b>	07/12/11
<b>Matrix:</b>	SO - Soil	<b>Percent Solids:</b>	n/a <sup>a</sup>
<b>Method:</b>	SW846 8260B	<b>Project:</b> Romic Soil Investigation(Romic EPA) - 2081 Bay Road,East Palo Alto,CA	

## VOA 8260 List

CAS No.	Compound	Result	RL	MDL	Units	Q
156-60-5	trans-1,2-Dichloroethylene	ND	4.4	1.3	ug/kg	
10061-02-6	trans-1,3-Dichloropropene	ND	4.4	1.3	ug/kg	
100-41-4	Ethylbenzene	ND	4.4	1.3	ug/kg	
637-92-3	Ethyl tert-Butyl Ether	ND	4.4	1.3	ug/kg	
591-78-6	2-Hexanone	ND	35	4.4	ug/kg	
87-68-3	Hexachlorobutadiene	ND	4.4	0.88	ug/kg	
98-82-8	Isopropylbenzene	ND	4.4	1.3	ug/kg	
99-87-6	p-Isopropyltoluene	ND	4.4	1.3	ug/kg	
108-10-1	4-Methyl-2-pentanone	ND	35	13	ug/kg	
74-83-9	Methyl bromide	ND	4.4	2.2	ug/kg	
74-87-3	Methyl chloride	ND	4.4	1.3	ug/kg	
74-95-3	Methylene bromide	ND	4.4	2.2	ug/kg	
75-09-2	Methylene chloride	ND	22	14	ug/kg	
78-93-3	Methyl ethyl ketone	ND	35	11	ug/kg	
1634-04-4	Methyl Tert Butyl Ether	ND	4.4	0.88	ug/kg	
91-20-3	Naphthalene	ND	4.4	1.3	ug/kg	
103-65-1	n-Propylbenzene	ND	4.4	1.3	ug/kg	
100-42-5	Styrene	ND	4.4	0.88	ug/kg	
994-05-8	Tert-Amyl Methyl Ether	ND	4.4	1.1	ug/kg	
75-65-0	Tert Butyl Alcohol	ND	35	8.8	ug/kg	
630-20-6	1,1,1,2-Tetrachloroethane	ND	4.4	0.88	ug/kg	
71-55-6	1,1,1-Trichloroethane	ND	4.4	1.3	ug/kg	
79-34-5	1,1,2,2-Tetrachloroethane	ND	4.4	0.88	ug/kg	
79-00-5	1,1,2-Trichloroethane	ND	4.4	0.88	ug/kg	
87-61-6	1,2,3-Trichlorobenzene	ND	4.4	1.3	ug/kg	
96-18-4	1,2,3-Trichloropropane	ND	4.4	1.3	ug/kg	
120-82-1	1,2,4-Trichlorobenzene	ND	4.4	1.3	ug/kg	
95-63-6	1,2,4-Trimethylbenzene	ND	4.4	1.3	ug/kg	
108-67-8	1,3,5-Trimethylbenzene	ND	4.4	1.3	ug/kg	
127-18-4	Tetrachloroethylene	ND	4.4	3.1	ug/kg	
108-88-3	Toluene	ND	4.4	1.3	ug/kg	
79-01-6	Trichloroethylene	ND	4.4	0.88	ug/kg	
75-69-4	Trichlorofluoromethane	ND	4.4	1.1	ug/kg	
75-01-4	Vinyl chloride	ND	4.4	2.2	ug/kg	
1330-20-7	Xylene (total)	ND	8.8	3.5	ug/kg	

CAS No.	Surrogate Recoveries	Run# 1	Run# 2	Limits
1868-53-7	Dibromofluoromethane	107%		60-130%
2037-26-5	Toluene-D8	98%		60-130%

ND = Not detected MDL - Method Detection Limit

RL = Reporting Limit

E = Indicates value exceeds calibration range

J = Indicates an estimated value

B = Indicates analyte found in associated method blank

N = Indicates presumptive evidence of a compound

**Report of Analysis**

<b>Client Sample ID:</b>	BB11-7.0	<b>Date Sampled:</b>	07/11/11
<b>Lab Sample ID:</b>	C16941-24	<b>Date Received:</b>	07/12/11
<b>Matrix:</b>	SO - Soil	<b>Percent Solids:</b>	n/a <sup>a</sup>
<b>Method:</b>	SW846 8260B		
<b>Project:</b>	Romic Soil Investigation(Romic EPA) - 2081 Bay Road, East Palo Alto, CA		

**VOA 8260 List**

CAS No.	Surrogate Recoveries	Run# 1	Run# 2	Limits
460-00-4	4-Bromofluorobenzene	107%		60-130%

(a) All results reported on wet weight basis.

ND = Not detected      MDL - Method Detection Limit  
 RL = Reporting Limit  
 E = Indicates value exceeds calibration range

J = Indicates an estimated value  
 B = Indicates analyte found in associated method blank  
 N = Indicates presumptive evidence of a compound

## Report of Analysis

<b>Client Sample ID:</b>	BB11-7.0	<b>Date Sampled:</b>	07/11/11
<b>Lab Sample ID:</b>	C16941-24	<b>Date Received:</b>	07/12/11
<b>Matrix:</b>	SO - Soil	<b>Percent Solids:</b>	n/a <sup>a</sup>
<b>Method:</b>	SW846 8015B	<b>Project:</b> Romic Soil Investigation(Romic EPA) - 2081 Bay Road, East Palo Alto, CA	

Run #	File ID	DF	Analyzed	By	Prep Date	Prep Batch	Analytical Batch
Run #1	JK21070.D	1	07/20/11	TT	n/a	n/a	GJK873
Run #2							

Run #	Initial Weight
Run #1	5.23 g
Run #2	

## TPH Volatiles

CAS No.	Compound	Result	RL	MDL	Units	Q
	TPH-GRO (C6-C10)	ND	0.096	0.048	mg/kg	
CAS No.	Surrogate Recoveries	Run# 1	Run# 2	Limits		
98-08-8	aaa-Trifluorotoluene	91%		60-157%		

(a) All results reported on wet weight basis.

ND = Not detected      MDL - Method Detection Limit  
 RL = Reporting Limit  
 E = Indicates value exceeds calibration range

J = Indicates an estimated value  
 B = Indicates analyte found in associated method blank  
 N = Indicates presumptive evidence of a compound

### Report of Analysis

<b>Client Sample ID:</b>	BB11-7.0	<b>Date Sampled:</b>	07/11/11
<b>Lab Sample ID:</b>	C16941-24	<b>Date Received:</b>	07/12/11
<b>Matrix:</b>	SO - Soil	<b>Percent Solids:</b>	n/a <sup>a</sup>
<b>Method:</b>	SW846 8015B M SW846 3545A	<b>Project:</b> Romic Soil Investigation(Romic EPA) - 2081 Bay Road, East Palo Alto, CA	

Run #	File ID	DF	Analyzed	By	Prep Date	Prep Batch	Analytical Batch
Run #1	GG26810.D	1	07/17/11	JH	07/15/11	OP4234	GGG723
Run #2							

Run #	Initial Weight	Final Volume
Run #1	10.2 g	1.0 ml
Run #2		

**TPH Extractable w/ Silica Gel Cleanup**

CAS No.	Compound	Result	RL	MDL	Units	Q
	TPH (C10-C28)	ND	9.8	4.9	mg/kg	
	TPH (> C28-C40)	ND	20	9.8	mg/kg	

CAS No.	Surrogate Recoveries	Run# 1	Run# 2	Limits
630-01-3	Hexacosane	56%		45-140%

(a) All results reported on wet weight basis.

ND = Not detected      MDL - Method Detection Limit  
 RL = Reporting Limit  
 E = Indicates value exceeds calibration range

J = Indicates an estimated value  
 B = Indicates analyte found in associated method blank  
 N = Indicates presumptive evidence of a compound

## Report of Analysis

<b>Client Sample ID:</b> BB11-7.0	<b>Date Sampled:</b> 07/11/11
<b>Lab Sample ID:</b> C16941-24	<b>Date Received:</b> 07/12/11
<b>Matrix:</b> SO - Soil	<b>Percent Solids:</b> n/a <sup>a</sup>
<b>Project:</b> Romic Soil Investigation(Romic EPA) - 2081 Bay Road, East Palo Alto, CA	

### Metals Analysis

Analyte	Result	RL	Units	DF	Prep	Analyzed By	Method	Prep Method
Cadmium	< 0.92	0.92	mg/kg	1	07/14/11	07/15/11 DQ	SW846 6010B <sup>1</sup>	SW846 3050B <sup>2</sup>
Chromium	37.8	0.92	mg/kg	1	07/14/11	07/15/11 DQ	SW846 6010B <sup>1</sup>	SW846 3050B <sup>2</sup>
Lead	5.3	1.8	mg/kg	1	07/14/11	07/15/11 DQ	SW846 6010B <sup>1</sup>	SW846 3050B <sup>2</sup>

(1) Instrument QC Batch: MA1981

(2) Prep QC Batch: MP3700

(a) All results reported on wet weight basis.

---

RL = Reporting Limit

## Report of Analysis

<b>Client Sample ID:</b> AA12-1.0		<b>Date Sampled:</b> 07/11/11
<b>Lab Sample ID:</b> C16941-25		<b>Date Received:</b> 07/12/11
<b>Matrix:</b> SO - Soil		<b>Percent Solids:</b> n/a <sup>a</sup>
<b>Method:</b> SW846 8015B		
<b>Project:</b> Romic Soil Investigation(Romic EPA) - 2081 Bay Road, East Palo Alto, CA		

Run #	File ID	DF	Analyzed	By	Prep Date	Prep Batch	Analytical Batch
Run #1	JK21071.D	1	07/20/11	TT	n/a	n/a	GJK873
Run #2							

Run #	Initial Weight
Run #1	5.15 g
Run #2	

**TPH Volatiles**

CAS No.	Compound	Result	RL	MDL	Units	Q
	TPH-GRO (C6-C10)	ND	0.097	0.049	mg/kg	
CAS No.	Surrogate Recoveries	Run# 1	Run# 2	Limits		
98-08-8	aaa-Trifluorotoluene	93%		60-157%		

(a) All results reported on wet weight basis.

ND = Not detected      MDL - Method Detection Limit  
 RL = Reporting Limit  
 E = Indicates value exceeds calibration range

J = Indicates an estimated value  
 B = Indicates analyte found in associated method blank  
 N = Indicates presumptive evidence of a compound

## Report of Analysis

<b>Client Sample ID:</b>	AA12-1.0	<b>Date Sampled:</b>	07/11/11
<b>Lab Sample ID:</b>	C16941-25	<b>Date Received:</b>	07/12/11
<b>Matrix:</b>	SO - Soil	<b>Percent Solids:</b>	n/a <sup>a</sup>
<b>Method:</b>	SW846 8015B M SW846 3545A	<b>Project:</b> Romic Soil Investigation(Romic EPA) - 2081 Bay Road, East Palo Alto, CA	

Run #	File ID	DF	Analyzed	By	Prep Date	Prep Batch	Analytical Batch
Run #1	HH15144.D	1	07/17/11	JH	07/15/11	OP4234	GHH521
Run #2							

Run #	Initial Weight	Final Volume
Run #1	10.2 g	1.0 ml
Run #2		

## TPH Extractable w/ Silica Gel Cleanup

CAS No.	Compound	Result	RL	MDL	Units	Q
	TPH (C10-C28)	30.8	9.8	4.9	mg/kg	
	TPH (> C28-C40)	101	20	9.8	mg/kg	

CAS No.	Surrogate Recoveries	Run# 1	Run# 2	Limits
630-01-3	Hexacosane	69%		45-140%

(a) All results reported on wet weight basis.

ND = Not detected      MDL - Method Detection Limit  
 RL = Reporting Limit  
 E = Indicates value exceeds calibration range

J = Indicates an estimated value  
 B = Indicates analyte found in associated method blank  
 N = Indicates presumptive evidence of a compound

## Report of Analysis

<b>Client Sample ID:</b>	AA12-1.0	<b>Date Sampled:</b>	07/11/11
<b>Lab Sample ID:</b>	C16941-25	<b>Date Received:</b>	07/12/11
<b>Matrix:</b>	SO - Soil	<b>Percent Solids:</b>	n/a <sup>a</sup>
<b>Project:</b>	Romic Soil Investigation(Romic EPA) - 2081 Bay Road,East Palo Alto,CA		

### Metals Analysis

Analyte	Result	RL	Units	DF	Prep	Analyzed By	Method	Prep Method
Cadmium	< 0.90	0.90	mg/kg	1	07/14/11	07/15/11 DQ	SW846 6010B <sup>1</sup>	SW846 3050B <sup>2</sup>
Chromium	305	0.90	mg/kg	1	07/14/11	07/15/11 DQ	SW846 6010B <sup>1</sup>	SW846 3050B <sup>2</sup>
Lead	13.4	1.8	mg/kg	1	07/14/11	07/15/11 DQ	SW846 6010B <sup>1</sup>	SW846 3050B <sup>2</sup>

(1) Instrument QC Batch: MA1981

(2) Prep QC Batch: MP3700

(a) All results reported on wet weight basis.

RL = Reporting Limit



## Report of Analysis

<b>Client Sample ID:</b>	AA12-3.5	<b>Date Sampled:</b>	07/11/11
<b>Lab Sample ID:</b>	C16941-26	<b>Date Received:</b>	07/12/11
<b>Matrix:</b>	SO - Soil	<b>Percent Solids:</b>	n/a <sup>a</sup>
<b>Method:</b>	SW846 8260B	<b>Project:</b> Romic Soil Investigation(Romic EPA) - 2081 Bay Road,East Palo Alto,CA	

Run #	File ID	DF	Analyzed	By	Prep Date	Prep Batch	Analytical Batch
Run #1	M25791.D	1	07/21/11	TN	n/a	n/a	VM822
Run #2							

Run #	Initial Weight
Run #1	5.40 g
Run #2	

## VOA 8260 List

CAS No.	Compound	Result	RL	MDL	Units	Q
67-64-1	Acetone	48.3	93	19	ug/kg	J
71-43-2	Benzene	ND	4.6	1.4	ug/kg	
108-86-1	Bromobenzene	ND	4.6	1.4	ug/kg	
74-97-5	Bromochloromethane	ND	4.6	1.4	ug/kg	
75-27-4	Bromodichloromethane	ND	4.6	0.93	ug/kg	
75-25-2	Bromoform	ND	4.6	0.93	ug/kg	
104-51-8	n-Butylbenzene	ND	4.6	1.4	ug/kg	
135-98-8	sec-Butylbenzene	ND	4.6	1.4	ug/kg	
98-06-6	tert-Butylbenzene	ND	4.6	1.4	ug/kg	
108-90-7	Chlorobenzene	ND	4.6	1.4	ug/kg	
75-00-3	Chloroethane	ND	4.6	1.4	ug/kg	
67-66-3	Chloroform	ND	4.6	1.4	ug/kg	
95-49-8	o-Chlorotoluene	ND	4.6	1.4	ug/kg	
106-43-4	p-Chlorotoluene	ND	4.6	1.4	ug/kg	
56-23-5	Carbon tetrachloride	ND	4.6	0.93	ug/kg	
75-34-3	1,1-Dichloroethane	ND	4.6	0.93	ug/kg	
75-35-4	1,1-Dichloroethylene	ND	4.6	1.4	ug/kg	
563-58-6	1,1-Dichloropropene	ND	4.6	1.4	ug/kg	
96-12-8	1,2-Dibromo-3-chloropropane	ND	4.6	0.93	ug/kg	
106-93-4	1,2-Dibromoethane	ND	4.6	0.93	ug/kg	
107-06-2	1,2-Dichloroethane	ND	4.6	1.4	ug/kg	
78-87-5	1,2-Dichloropropane	ND	4.6	1.4	ug/kg	
142-28-9	1,3-Dichloropropane	ND	4.6	1.4	ug/kg	
108-20-3	Di-Isopropyl ether	ND	4.6	1.4	ug/kg	
594-20-7	2,2-Dichloropropane	ND	4.6	1.4	ug/kg	
124-48-1	Dibromochloromethane	ND	4.6	0.93	ug/kg	
75-71-8	Dichlorodifluoromethane	ND	4.6	0.93	ug/kg	
156-59-2	cis-1,2-Dichloroethylene	ND	4.6	1.4	ug/kg	
10061-01-5	cis-1,3-Dichloropropene	ND	4.6	1.4	ug/kg	
541-73-1	m-Dichlorobenzene	ND	4.6	1.4	ug/kg	
95-50-1	o-Dichlorobenzene	ND	4.6	1.4	ug/kg	
106-46-7	p-Dichlorobenzene	ND	4.6	1.4	ug/kg	

ND = Not detected MDL - Method Detection Limit

RL = Reporting Limit

E = Indicates value exceeds calibration range

J = Indicates an estimated value

B = Indicates analyte found in associated method blank

N = Indicates presumptive evidence of a compound

## Report of Analysis

<b>Client Sample ID:</b>	AA12-3.5	<b>Date Sampled:</b>	07/11/11
<b>Lab Sample ID:</b>	C16941-26	<b>Date Received:</b>	07/12/11
<b>Matrix:</b>	SO - Soil	<b>Percent Solids:</b>	n/a <sup>a</sup>
<b>Method:</b>	SW846 8260B	<b>Project:</b> Romic Soil Investigation(Romic EPA) - 2081 Bay Road,East Palo Alto,CA	

## VOA 8260 List

CAS No.	Compound	Result	RL	MDL	Units	Q
156-60-5	trans-1,2-Dichloroethylene	ND	4.6	1.4	ug/kg	
10061-02-6	trans-1,3-Dichloropropene	ND	4.6	1.4	ug/kg	
100-41-4	Ethylbenzene	ND	4.6	1.4	ug/kg	
637-92-3	Ethyl tert-Butyl Ether	ND	4.6	1.4	ug/kg	
591-78-6	2-Hexanone	ND	37	4.6	ug/kg	
87-68-3	Hexachlorobutadiene	ND	4.6	0.93	ug/kg	
98-82-8	Isopropylbenzene	ND	4.6	1.4	ug/kg	
99-87-6	p-Isopropyltoluene	ND	4.6	1.4	ug/kg	
108-10-1	4-Methyl-2-pentanone	ND	37	14	ug/kg	
74-83-9	Methyl bromide	ND	4.6	2.3	ug/kg	
74-87-3	Methyl chloride	ND	4.6	1.4	ug/kg	
74-95-3	Methylene bromide	ND	4.6	2.3	ug/kg	
75-09-2	Methylene chloride	ND	23	15	ug/kg	
78-93-3	Methyl ethyl ketone	ND	37	11	ug/kg	
1634-04-4	Methyl Tert Butyl Ether	ND	4.6	0.93	ug/kg	
91-20-3	Naphthalene	ND	4.6	1.4	ug/kg	
103-65-1	n-Propylbenzene	ND	4.6	1.4	ug/kg	
100-42-5	Styrene	ND	4.6	0.93	ug/kg	
994-05-8	Tert-Amyl Methyl Ether	ND	4.6	1.1	ug/kg	
75-65-0	Tert Butyl Alcohol	ND	37	9.3	ug/kg	
630-20-6	1,1,1,2-Tetrachloroethane	ND	4.6	0.93	ug/kg	
71-55-6	1,1,1-Trichloroethane	ND	4.6	1.4	ug/kg	
79-34-5	1,1,2,2-Tetrachloroethane	ND	4.6	0.93	ug/kg	
79-00-5	1,1,2-Trichloroethane	ND	4.6	0.93	ug/kg	
87-61-6	1,2,3-Trichlorobenzene	ND	4.6	1.4	ug/kg	
96-18-4	1,2,3-Trichloropropane	ND	4.6	1.4	ug/kg	
120-82-1	1,2,4-Trichlorobenzene	ND	4.6	1.4	ug/kg	
95-63-6	1,2,4-Trimethylbenzene	ND	4.6	1.4	ug/kg	
108-67-8	1,3,5-Trimethylbenzene	ND	4.6	1.4	ug/kg	
127-18-4	Tetrachloroethylene	ND	4.6	3.2	ug/kg	
108-88-3	Toluene	ND	4.6	1.4	ug/kg	
79-01-6	Trichloroethylene	ND	4.6	0.93	ug/kg	
75-69-4	Trichlorofluoromethane	ND	4.6	1.1	ug/kg	
75-01-4	Vinyl chloride	ND	4.6	2.3	ug/kg	
1330-20-7	Xylene (total)	ND	9.3	3.7	ug/kg	

CAS No.	Surrogate Recoveries	Run# 1	Run# 2	Limits
1868-53-7	Dibromofluoromethane	107%		60-130%
2037-26-5	Toluene-D8	97%		60-130%

ND = Not detected MDL - Method Detection Limit

RL = Reporting Limit

E = Indicates value exceeds calibration range

J = Indicates an estimated value

B = Indicates analyte found in associated method blank

N = Indicates presumptive evidence of a compound

**Report of Analysis**

<b>Client Sample ID:</b>	AA12-3.5	<b>Date Sampled:</b>	07/11/11
<b>Lab Sample ID:</b>	C16941-26	<b>Date Received:</b>	07/12/11
<b>Matrix:</b>	SO - Soil	<b>Percent Solids:</b>	n/a <sup>a</sup>
<b>Method:</b>	SW846 8260B		
<b>Project:</b>	Romic Soil Investigation(Romic EPA) - 2081 Bay Road, East Palo Alto, CA		

**VOA 8260 List**

CAS No.	Surrogate Recoveries	Run# 1	Run# 2	Limits
460-00-4	4-Bromofluorobenzene	105%		60-130%

(a) All results reported on wet weight basis.

ND = Not detected      MDL - Method Detection Limit  
 RL = Reporting Limit  
 E = Indicates value exceeds calibration range

J = Indicates an estimated value  
 B = Indicates analyte found in associated method blank  
 N = Indicates presumptive evidence of a compound

## Report of Analysis

<b>Client Sample ID:</b>	AA12-3.5	<b>Date Sampled:</b>	07/11/11
<b>Lab Sample ID:</b>	C16941-26	<b>Date Received:</b>	07/12/11
<b>Matrix:</b>	SO - Soil	<b>Percent Solids:</b>	n/a <sup>a</sup>
<b>Method:</b>	SW846 8015B	<b>Project:</b> Romic Soil Investigation(Romic EPA) - 2081 Bay Road, East Palo Alto, CA	

	File ID	DF	Analyzed	By	Prep Date	Prep Batch	Analytical Batch
Run #1	JK21073.D	1	07/20/11	TT	n/a	n/a	GJK873
Run #2							

	Initial Weight
Run #1	5.13 g
Run #2	

## TPH Volatiles

CAS No.	Compound	Result	RL	MDL	Units	Q
	TPH-GRO (C6-C10)	ND	0.097	0.049	mg/kg	
CAS No.	Surrogate Recoveries	Run# 1	Run# 2	Limits		
98-08-8	aaa-Trifluorotoluene	93%		60-157%		

(a) All results reported on wet weight basis.

ND = Not detected      MDL - Method Detection Limit  
 RL = Reporting Limit  
 E = Indicates value exceeds calibration range

J = Indicates an estimated value  
 B = Indicates analyte found in associated method blank  
 N = Indicates presumptive evidence of a compound

### Report of Analysis

<b>Client Sample ID:</b> AA12-3.5		
<b>Lab Sample ID:</b> C16941-26		<b>Date Sampled:</b> 07/11/11
<b>Matrix:</b> SO - Soil		<b>Date Received:</b> 07/12/11
<b>Method:</b> SW846 8015B M SW846 3545A		<b>Percent Solids:</b> n/a <sup>a</sup>
<b>Project:</b> Romic Soil Investigation(Romic EPA) - 2081 Bay Road, East Palo Alto, CA		

Run #	File ID	DF	Analyzed	By	Prep Date	Prep Batch	Analytical Batch
Run #1	HH15201.D	1	07/18/11	JH	07/15/11	OP4234	GHH523
Run #2							

Run #	Initial Weight	Final Volume
Run #1	10.2 g	1.0 ml
Run #2		

**TPH Extractable w/ Silica Gel Cleanup**

CAS No.	Compound	Result	RL	MDL	Units	Q
	TPH (C10-C28)	ND	9.8	4.9	mg/kg	
	TPH (> C28-C40)	ND	20	9.8	mg/kg	

CAS No.	Surrogate Recoveries	Run# 1	Run# 2	Limits
630-01-3	Hexacosane	47%		45-140%

(a) All results reported on wet weight basis.

ND = Not detected      MDL - Method Detection Limit  
 RL = Reporting Limit  
 E = Indicates value exceeds calibration range

J = Indicates an estimated value  
 B = Indicates analyte found in associated method blank  
 N = Indicates presumptive evidence of a compound

**Report of Analysis**

<b>Client Sample ID:</b> AA12-3.5	<b>Date Sampled:</b> 07/11/11
<b>Lab Sample ID:</b> C16941-26	<b>Date Received:</b> 07/12/11
<b>Matrix:</b> SO - Soil	<b>Percent Solids:</b> n/a <sup>a</sup>
<b>Project:</b> Romic Soil Investigation(Romic EPA) - 2081 Bay Road, East Palo Alto, CA	

**Metals Analysis**

Analyte	Result	RL	Units	DF	Prep	Analyzed By	Method	Prep Method
Cadmium	< 0.93	0.93	mg/kg	1	07/14/11	07/15/11 DQ	SW846 6010B <sup>1</sup>	SW846 3050B <sup>3</sup>
Chromium <sup>b</sup>	994	2.8	mg/kg	3	07/14/11	07/19/11 PH	SW846 6010B <sup>2</sup>	SW846 3050B <sup>3</sup>
Lead <sup>b</sup>	< 5.6	5.6	mg/kg	3	07/14/11	07/19/11 PH	SW846 6010B <sup>2</sup>	SW846 3050B <sup>3</sup>

(1) Instrument QC Batch: MA1981

(2) Instrument QC Batch: MA1989

(3) Prep QC Batch: MP3700

(a) All results reported on wet weight basis.

(b) Elevated reporting limit(s) due to matrix interference and/or dilution required for high interfering element.

RL = Reporting Limit

## Report of Analysis

Page 1 of 3

<b>Client Sample ID:</b>	AA12-6.5	<b>Date Sampled:</b>	07/11/11
<b>Lab Sample ID:</b>	C16941-27	<b>Date Received:</b>	07/12/11
<b>Matrix:</b>	SO - Soil	<b>Percent Solids:</b>	n/a <sup>a</sup>
<b>Method:</b>	SW846 8260B	<b>Project:</b> Romic Soil Investigation(Romic EPA) - 2081 Bay Road, East Palo Alto, CA	

Run #	File ID	DF	Analyzed	By	Prep Date	Prep Batch	Analytical Batch
Run #1	M25792.D	1	07/21/11	TN	n/a	n/a	VM822
Run #2							

Run #	Initial Weight
Run #1	6.00 g
Run #2	

## VOA 8260 List

CAS No.	Compound	Result	RL	MDL	Units	Q
67-64-1	Acetone	ND	83	17	ug/kg	
71-43-2	Benzene	ND	4.2	1.2	ug/kg	
108-86-1	Bromobenzene	ND	4.2	1.2	ug/kg	
74-97-5	Bromochloromethane	ND	4.2	1.2	ug/kg	
75-27-4	Bromodichloromethane	ND	4.2	0.83	ug/kg	
75-25-2	Bromoform	ND	4.2	0.83	ug/kg	
104-51-8	n-Butylbenzene	ND	4.2	1.2	ug/kg	
135-98-8	sec-Butylbenzene	ND	4.2	1.2	ug/kg	
98-06-6	tert-Butylbenzene	ND	4.2	1.2	ug/kg	
108-90-7	Chlorobenzene	ND	4.2	1.2	ug/kg	
75-00-3	Chloroethane	ND	4.2	1.2	ug/kg	
67-66-3	Chloroform	ND	4.2	1.2	ug/kg	
95-49-8	o-Chlorotoluene	ND	4.2	1.2	ug/kg	
106-43-4	p-Chlorotoluene	ND	4.2	1.2	ug/kg	
56-23-5	Carbon tetrachloride	ND	4.2	0.83	ug/kg	
75-34-3	1,1-Dichloroethane	ND	4.2	0.83	ug/kg	
75-35-4	1,1-Dichloroethylene	ND	4.2	1.2	ug/kg	
563-58-6	1,1-Dichloropropene	ND	4.2	1.2	ug/kg	
96-12-8	1,2-Dibromo-3-chloropropane	ND	4.2	0.83	ug/kg	
106-93-4	1,2-Dibromoethane	ND	4.2	0.83	ug/kg	
107-06-2	1,2-Dichloroethane	ND	4.2	1.2	ug/kg	
78-87-5	1,2-Dichloropropane	ND	4.2	1.2	ug/kg	
142-28-9	1,3-Dichloropropane	ND	4.2	1.2	ug/kg	
108-20-3	Di-Isopropyl ether	ND	4.2	1.2	ug/kg	
594-20-7	2,2-Dichloropropane	ND	4.2	1.2	ug/kg	
124-48-1	Dibromochloromethane	ND	4.2	0.83	ug/kg	
75-71-8	Dichlorodifluoromethane	ND	4.2	0.83	ug/kg	
156-59-2	cis-1,2-Dichloroethylene	1.2	4.2	1.2	ug/kg	J
10061-01-5	cis-1,3-Dichloropropene	ND	4.2	1.2	ug/kg	
541-73-1	m-Dichlorobenzene	ND	4.2	1.2	ug/kg	
95-50-1	o-Dichlorobenzene	ND	4.2	1.2	ug/kg	
106-46-7	p-Dichlorobenzene	ND	4.2	1.2	ug/kg	

ND = Not detected MDL - Method Detection Limit

RL = Reporting Limit

E = Indicates value exceeds calibration range

J = Indicates an estimated value

B = Indicates analyte found in associated method blank

N = Indicates presumptive evidence of a compound

## Report of Analysis

<b>Client Sample ID:</b>	AA12-6.5	<b>Date Sampled:</b>	07/11/11
<b>Lab Sample ID:</b>	C16941-27	<b>Date Received:</b>	07/12/11
<b>Matrix:</b>	SO - Soil	<b>Percent Solids:</b>	n/a <sup>a</sup>
<b>Method:</b>	SW846 8260B		
<b>Project:</b>	Romic Soil Investigation(Romic EPA) - 2081 Bay Road,East Palo Alto,CA		

## VOA 8260 List

CAS No.	Compound	Result	RL	MDL	Units	Q
156-60-5	trans-1,2-Dichloroethylene	ND	4.2	1.2	ug/kg	
10061-02-6	trans-1,3-Dichloropropene	ND	4.2	1.2	ug/kg	
100-41-4	Ethylbenzene	ND	4.2	1.2	ug/kg	
637-92-3	Ethyl tert-Butyl Ether	ND	4.2	1.2	ug/kg	
591-78-6	2-Hexanone	ND	33	4.2	ug/kg	
87-68-3	Hexachlorobutadiene	ND	4.2	0.83	ug/kg	
98-82-8	Isopropylbenzene	ND	4.2	1.2	ug/kg	
99-87-6	p-Isopropyltoluene	ND	4.2	1.2	ug/kg	
108-10-1	4-Methyl-2-pentanone	ND	33	12	ug/kg	
74-83-9	Methyl bromide	ND	4.2	2.1	ug/kg	
74-87-3	Methyl chloride	ND	4.2	1.2	ug/kg	
74-95-3	Methylene bromide	ND	4.2	2.1	ug/kg	
75-09-2	Methylene chloride	ND	21	13	ug/kg	
78-93-3	Methyl ethyl ketone	ND	33	10	ug/kg	
1634-04-4	Methyl Tert Butyl Ether	ND	4.2	0.83	ug/kg	
91-20-3	Naphthalene	ND	4.2	1.2	ug/kg	
103-65-1	n-Propylbenzene	ND	4.2	1.2	ug/kg	
100-42-5	Styrene	ND	4.2	0.83	ug/kg	
994-05-8	Tert-Amyl Methyl Ether	ND	4.2	1.0	ug/kg	
75-65-0	Tert Butyl Alcohol	ND	33	8.3	ug/kg	
630-20-6	1,1,1,2-Tetrachloroethane	ND	4.2	0.83	ug/kg	
71-55-6	1,1,1-Trichloroethane	ND	4.2	1.2	ug/kg	
79-34-5	1,1,2,2-Tetrachloroethane	ND	4.2	0.83	ug/kg	
79-00-5	1,1,2-Trichloroethane	ND	4.2	0.83	ug/kg	
87-61-6	1,2,3-Trichlorobenzene	ND	4.2	1.2	ug/kg	
96-18-4	1,2,3-Trichloropropane	ND	4.2	1.2	ug/kg	
120-82-1	1,2,4-Trichlorobenzene	ND	4.2	1.2	ug/kg	
95-63-6	1,2,4-Trimethylbenzene	ND	4.2	1.2	ug/kg	
108-67-8	1,3,5-Trimethylbenzene	ND	4.2	1.2	ug/kg	
127-18-4	Tetrachloroethylene	ND	4.2	2.9	ug/kg	
108-88-3	Toluene	ND	4.2	1.2	ug/kg	
79-01-6	Trichloroethylene	ND	4.2	0.83	ug/kg	
75-69-4	Trichlorofluoromethane	ND	4.2	1.0	ug/kg	
75-01-4	Vinyl chloride	ND	4.2	2.1	ug/kg	
1330-20-7	Xylene (total)	ND	8.3	3.3	ug/kg	

CAS No.	Surrogate Recoveries	Run# 1	Run# 2	Limits
1868-53-7	Dibromofluoromethane	108%		60-130%
2037-26-5	Toluene-D8	98%		60-130%

ND = Not detected MDL - Method Detection Limit

RL = Reporting Limit

E = Indicates value exceeds calibration range

J = Indicates an estimated value

B = Indicates analyte found in associated method blank

N = Indicates presumptive evidence of a compound



## Report of Analysis

<b>Client Sample ID:</b>	AA12-6.5	<b>Date Sampled:</b>	07/11/11
<b>Lab Sample ID:</b>	C16941-27	<b>Date Received:</b>	07/12/11
<b>Matrix:</b>	SO - Soil	<b>Percent Solids:</b>	n/a <sup>a</sup>
<b>Method:</b>	SW846 8260B	<b>Project:</b> Romic Soil Investigation(Romic EPA) - 2081 Bay Road, East Palo Alto, CA	

### VOA 8260 List

CAS No.	Surrogate Recoveries	Run# 1	Run# 2	Limits
460-00-4	4-Bromofluorobenzene	106%		60-130%

(a) All results reported on wet weight basis.

ND = Not detected      MDL - Method Detection Limit  
 RL = Reporting Limit  
 E = Indicates value exceeds calibration range

J = Indicates an estimated value  
 B = Indicates analyte found in associated method blank  
 N = Indicates presumptive evidence of a compound

## Report of Analysis

Page 1 of 1

<b>Client Sample ID:</b>	AA12-6.5	<b>Date Sampled:</b>	07/11/11
<b>Lab Sample ID:</b>	C16941-27	<b>Date Received:</b>	07/12/11
<b>Matrix:</b>	SO - Soil	<b>Percent Solids:</b>	n/a <sup>a</sup>
<b>Method:</b>	SW846 8015B	<b>Project:</b> Romic Soil Investigation(Romic EPA) - 2081 Bay Road, East Palo Alto, CA	

	File ID	DF	Analyzed	By	Prep Date	Prep Batch	Analytical Batch
Run #1	JK21074.D	1	07/20/11	TT	n/a	n/a	GJK873
Run #2							

	Initial Weight
Run #1	5.12 g
Run #2	

## TPH Volatiles

CAS No.	Compound	Result	RL	MDL	Units	Q
	TPH-GRO (C6-C10)	ND	0.098	0.049	mg/kg	
CAS No.	Surrogate Recoveries	Run# 1	Run# 2	Limits		
98-08-8	aaa-Trifluorotoluene	93%		60-157%		

(a) All results reported on wet weight basis.

ND = Not detected      MDL - Method Detection Limit  
 RL = Reporting Limit  
 E = Indicates value exceeds calibration range

J = Indicates an estimated value  
 B = Indicates analyte found in associated method blank  
 N = Indicates presumptive evidence of a compound

## Report of Analysis

<b>Client Sample ID:</b> AA12-6.5		<b>Date Sampled:</b> 07/11/11
<b>Lab Sample ID:</b> C16941-27		<b>Date Received:</b> 07/12/11
<b>Matrix:</b> SO - Soil		<b>Percent Solids:</b> n/a <sup>a</sup>
<b>Method:</b> SW846 8015B M SW846 3545A		
<b>Project:</b> Romic Soil Investigation(Romic EPA) - 2081 Bay Road, East Palo Alto, CA		

Run #	File ID	DF	Analyzed	By	Prep Date	Prep Batch	Analytical Batch
Run #1	GG26812.D	1	07/17/11	JH	07/15/11	OP4234	GGG723
Run #2							

Run #	Initial Weight	Final Volume
Run #1	10.2 g	1.0 ml
Run #2		

**TPH Extractable w/ Silica Gel Cleanup**

CAS No.	Compound	Result	RL	MDL	Units	Q
	TPH (C10-C28)	ND	9.8	4.9	mg/kg	
	TPH (> C28-C40)	ND	20	9.8	mg/kg	

CAS No.	Surrogate Recoveries	Run# 1	Run# 2	Limits
630-01-3	Hexacosane	57%		45-140%

(a) All results reported on wet weight basis.

ND = Not detected      MDL - Method Detection Limit  
 RL = Reporting Limit  
 E = Indicates value exceeds calibration range

J = Indicates an estimated value  
 B = Indicates analyte found in associated method blank  
 N = Indicates presumptive evidence of a compound

**Report of Analysis**

Page 1 of 1

<b>Client Sample ID:</b> AA12-6.5	<b>Date Sampled:</b> 07/11/11
<b>Lab Sample ID:</b> C16941-27	<b>Date Received:</b> 07/12/11
<b>Matrix:</b> SO - Soil	<b>Percent Solids:</b> n/a <sup>a</sup>
<b>Project:</b> Romic Soil Investigation(Romic EPA) - 2081 Bay Road, East Palo Alto, CA	

**Metals Analysis**

Analyte	Result	RL	Units	DF	Prep	Analyzed By	Method	Prep Method
Cadmium	< 0.93	0.93	mg/kg	1	07/14/11	07/15/11 DQ	SW846 6010B <sup>1</sup>	SW846 3050B <sup>2</sup>
Chromium	35.3	0.93	mg/kg	1	07/14/11	07/15/11 DQ	SW846 6010B <sup>1</sup>	SW846 3050B <sup>2</sup>
Lead	4.3	1.9	mg/kg	1	07/14/11	07/15/11 DQ	SW846 6010B <sup>1</sup>	SW846 3050B <sup>2</sup>

(1) Instrument QC Batch: MA1981

(2) Prep QC Batch: MP3700

(a) All results reported on wet weight basis.

RL = Reporting Limit

## Report of Analysis

<b>Client Sample ID:</b> Y14-1.0		<b>Date Sampled:</b> 07/11/11
<b>Lab Sample ID:</b> C16941-28		<b>Date Received:</b> 07/12/11
<b>Matrix:</b> SO - Soil		<b>Percent Solids:</b> n/a <sup>a</sup>
<b>Method:</b> SW846 8015B		
<b>Project:</b> Romic Soil Investigation(Romic EPA) - 2081 Bay Road, East Palo Alto, CA		

Run #	File ID	DF	Analyzed	By	Prep Date	Prep Batch	Analytical Batch
Run #1	JK21075.D	1	07/20/11	TT	n/a	n/a	GJK873
Run #2							

Run #	Initial Weight
Run #1	5.11 g
Run #2	

**TPH Volatiles**

CAS No.	Compound	Result	RL	MDL	Units	Q
	TPH-GRO (C6-C10)	ND	0.098	0.049	mg/kg	
CAS No.	Surrogate Recoveries	Run# 1	Run# 2	Limits		
98-08-8	aaa-Trifluorotoluene	93%		60-157%		

(a) All results reported on wet weight basis.

ND = Not detected      MDL - Method Detection Limit  
 RL = Reporting Limit  
 E = Indicates value exceeds calibration range

J = Indicates an estimated value  
 B = Indicates analyte found in associated method blank  
 N = Indicates presumptive evidence of a compound

## Report of Analysis

<b>Client Sample ID:</b> Y14-1.0		<b>Date Sampled:</b> 07/11/11
<b>Lab Sample ID:</b> C16941-28		<b>Date Received:</b> 07/12/11
<b>Matrix:</b> SO - Soil		<b>Percent Solids:</b> n/a <sup>a</sup>
<b>Method:</b> SW846 8015B M SW846 3545A		
<b>Project:</b> Romic Soil Investigation(Romic EPA) - 2081 Bay Road, East Palo Alto, CA		

Run #	File ID	DF	Analyzed	By	Prep Date	Prep Batch	Analytical Batch
Run #1	GG26813.D	1	07/17/11	JH	07/15/11	OP4234	GGG723
Run #2							

Run #	Initial Weight	Final Volume
Run #1	10.1 g	1.0 ml
Run #2		

**TPH Extractable w/ Silica Gel Cleanup**

CAS No.	Compound	Result	RL	MDL	Units	Q
	TPH (C10-C28)	16.1	9.9	5.0	mg/kg	
	TPH (> C28-C40)	22.2	20	9.9	mg/kg	

CAS No.	Surrogate Recoveries	Run# 1	Run# 2	Limits
630-01-3	Hexacosane	63%		45-140%

(a) All results reported on wet weight basis.

ND = Not detected      MDL - Method Detection Limit  
 RL = Reporting Limit  
 E = Indicates value exceeds calibration range

J = Indicates an estimated value  
 B = Indicates analyte found in associated method blank  
 N = Indicates presumptive evidence of a compound

## Report of Analysis

<b>Client Sample ID:</b> Y14-1.0	<b>Date Sampled:</b> 07/11/11
<b>Lab Sample ID:</b> C16941-28	<b>Date Received:</b> 07/12/11
<b>Matrix:</b> SO - Soil	<b>Percent Solids:</b> n/a <sup>a</sup>
<b>Project:</b> Romic Soil Investigation(Romic EPA) - 2081 Bay Road, East Palo Alto, CA	

### Metals Analysis

Analyte	Result	RL	Units	DF	Prep	Analyzed By	Method	Prep Method
Cadmium	< 0.91	0.91	mg/kg	1	07/14/11	07/15/11 DQ	SW846 6010B <sup>1</sup>	SW846 3050B <sup>2</sup>
Chromium	43.2	0.91	mg/kg	1	07/14/11	07/15/11 DQ	SW846 6010B <sup>1</sup>	SW846 3050B <sup>2</sup>
Lead	6.0	1.8	mg/kg	1	07/14/11	07/15/11 DQ	SW846 6010B <sup>1</sup>	SW846 3050B <sup>2</sup>

(1) Instrument QC Batch: MA1981

(2) Prep QC Batch: MP3700

(a) All results reported on wet weight basis.

---

RL = Reporting Limit

## Report of Analysis

Page 1 of 3

<b>Client Sample ID:</b>	Y14-3.5	<b>Date Sampled:</b>	07/11/11
<b>Lab Sample ID:</b>	C16941-29	<b>Date Received:</b>	07/12/11
<b>Matrix:</b>	SO - Soil	<b>Percent Solids:</b>	n/a <sup>a</sup>
<b>Method:</b>	SW846 8260B	<b>Project:</b> Romic Soil Investigation(Romic EPA) - 2081 Bay Road, East Palo Alto, CA	

Run #	File ID	DF	Analyzed	By	Prep Date	Prep Batch	Analytical Batch
Run #1	M25762.D	1	07/20/11	TN	n/a	n/a	VM821
Run #2							

Run #	Initial Weight
Run #1	5.29 g
Run #2	

## VOA 8260 List

CAS No.	Compound	Result	RL	MDL	Units	Q
67-64-1	Acetone	99.9	95	19	ug/kg	
71-43-2	Benzene	ND	4.7	1.4	ug/kg	
108-86-1	Bromobenzene	ND	4.7	1.4	ug/kg	
74-97-5	Bromochloromethane	ND	4.7	1.4	ug/kg	
75-27-4	Bromodichloromethane	ND	4.7	0.95	ug/kg	
75-25-2	Bromoform	ND	4.7	0.95	ug/kg	
104-51-8	n-Butylbenzene	ND	4.7	1.4	ug/kg	
135-98-8	sec-Butylbenzene	ND	4.7	1.4	ug/kg	
98-06-6	tert-Butylbenzene	ND	4.7	1.4	ug/kg	
108-90-7	Chlorobenzene	ND	4.7	1.4	ug/kg	
75-00-3	Chloroethane	ND	4.7	1.4	ug/kg	
67-66-3	Chloroform	ND	4.7	1.4	ug/kg	
95-49-8	o-Chlorotoluene	ND	4.7	1.4	ug/kg	
106-43-4	p-Chlorotoluene	ND	4.7	1.4	ug/kg	
56-23-5	Carbon tetrachloride	ND	4.7	0.95	ug/kg	
75-34-3	1,1-Dichloroethane	ND	4.7	0.95	ug/kg	
75-35-4	1,1-Dichloroethylene	ND	4.7	1.4	ug/kg	
563-58-6	1,1-Dichloropropene	ND	4.7	1.4	ug/kg	
96-12-8	1,2-Dibromo-3-chloropropane	ND	4.7	0.95	ug/kg	
106-93-4	1,2-Dibromoethane	ND	4.7	0.95	ug/kg	
107-06-2	1,2-Dichloroethane	ND	4.7	1.4	ug/kg	
78-87-5	1,2-Dichloropropane	ND	4.7	1.4	ug/kg	
142-28-9	1,3-Dichloropropane	ND	4.7	1.4	ug/kg	
108-20-3	Di-Isopropyl ether	ND	4.7	1.4	ug/kg	
594-20-7	2,2-Dichloropropane	ND	4.7	1.4	ug/kg	
124-48-1	Dibromochloromethane	ND	4.7	0.95	ug/kg	
75-71-8	Dichlorodifluoromethane	ND	4.7	0.95	ug/kg	
156-59-2	cis-1,2-Dichloroethylene	ND	4.7	1.4	ug/kg	
10061-01-5	cis-1,3-Dichloropropene	ND	4.7	1.4	ug/kg	
541-73-1	m-Dichlorobenzene	ND	4.7	1.4	ug/kg	
95-50-1	o-Dichlorobenzene	ND	4.7	1.4	ug/kg	
106-46-7	p-Dichlorobenzene	ND	4.7	1.4	ug/kg	

ND = Not detected MDL - Method Detection Limit

RL = Reporting Limit

E = Indicates value exceeds calibration range

J = Indicates an estimated value

B = Indicates analyte found in associated method blank

N = Indicates presumptive evidence of a compound



## Report of Analysis

<b>Client Sample ID:</b>	Y14-3.5	<b>Date Sampled:</b>	07/11/11
<b>Lab Sample ID:</b>	C16941-29	<b>Date Received:</b>	07/12/11
<b>Matrix:</b>	SO - Soil	<b>Percent Solids:</b>	n/a <sup>a</sup>
<b>Method:</b>	SW846 8260B	<b>Project:</b> Romic Soil Investigation(Romic EPA) - 2081 Bay Road,East Palo Alto,CA	

## VOA 8260 List

CAS No.	Compound	Result	RL	MDL	Units	Q
156-60-5	trans-1,2-Dichloroethylene	ND	4.7	1.4	ug/kg	
10061-02-6	trans-1,3-Dichloropropene	ND	4.7	1.4	ug/kg	
100-41-4	Ethylbenzene	3.2	4.7	1.4	ug/kg	J
637-92-3	Ethyl tert-Butyl Ether	ND	4.7	1.4	ug/kg	
591-78-6	2-Hexanone	ND	38	4.7	ug/kg	
87-68-3	Hexachlorobutadiene	ND	4.7	0.95	ug/kg	
98-82-8	Isopropylbenzene	ND	4.7	1.4	ug/kg	
99-87-6	p-Isopropyltoluene	ND	4.7	1.4	ug/kg	
108-10-1	4-Methyl-2-pentanone	ND	38	14	ug/kg	
74-83-9	Methyl bromide	ND	4.7	2.4	ug/kg	
74-87-3	Methyl chloride	ND	4.7	1.4	ug/kg	
74-95-3	Methylene bromide	ND	4.7	2.4	ug/kg	
75-09-2	Methylene chloride	ND	24	15	ug/kg	
78-93-3	Methyl ethyl ketone	19.8	38	11	ug/kg	J
1634-04-4	Methyl Tert Butyl Ether	ND	4.7	0.95	ug/kg	
91-20-3	Naphthalene	ND	4.7	1.4	ug/kg	
103-65-1	n-Propylbenzene	ND	4.7	1.4	ug/kg	
100-42-5	Styrene	ND	4.7	0.95	ug/kg	
994-05-8	Tert-Amyl Methyl Ether	ND	4.7	1.1	ug/kg	
75-65-0	Tert Butyl Alcohol	ND	38	9.5	ug/kg	
630-20-6	1,1,1,2-Tetrachloroethane	ND	4.7	0.95	ug/kg	
71-55-6	1,1,1-Trichloroethane	ND	4.7	1.4	ug/kg	
79-34-5	1,1,2,2-Tetrachloroethane	ND	4.7	0.95	ug/kg	
79-00-5	1,1,2-Trichloroethane	ND	4.7	0.95	ug/kg	
87-61-6	1,2,3-Trichlorobenzene	ND	4.7	1.4	ug/kg	
96-18-4	1,2,3-Trichloropropane	ND	4.7	1.4	ug/kg	
120-82-1	1,2,4-Trichlorobenzene	ND	4.7	1.4	ug/kg	
95-63-6	1,2,4-Trimethylbenzene	10.9	4.7	1.4	ug/kg	
108-67-8	1,3,5-Trimethylbenzene	3.2	4.7	1.4	ug/kg	J
127-18-4	Tetrachloroethylene	ND	4.7	3.3	ug/kg	
108-88-3	Toluene	ND	4.7	1.4	ug/kg	
79-01-6	Trichloroethylene	ND	4.7	0.95	ug/kg	
75-69-4	Trichlorofluoromethane	ND	4.7	1.1	ug/kg	
75-01-4	Vinyl chloride	ND	4.7	2.4	ug/kg	
1330-20-7	Xylene (total)	26.5	9.5	3.8	ug/kg	

CAS No.	Surrogate Recoveries	Run# 1	Run# 2	Limits
1868-53-7	Dibromofluoromethane	117%		60-130%
2037-26-5	Toluene-D8	98%		60-130%

ND = Not detected MDL - Method Detection Limit

RL = Reporting Limit

E = Indicates value exceeds calibration range

J = Indicates an estimated value

B = Indicates analyte found in associated method blank

N = Indicates presumptive evidence of a compound

## Report of Analysis

<b>Client Sample ID:</b>	Y14-3.5	<b>Date Sampled:</b>	07/11/11
<b>Lab Sample ID:</b>	C16941-29	<b>Date Received:</b>	07/12/11
<b>Matrix:</b>	SO - Soil	<b>Percent Solids:</b>	n/a <sup>a</sup>
<b>Method:</b>	SW846 8260B	<b>Project:</b> Romic Soil Investigation(Romic EPA) - 2081 Bay Road, East Palo Alto, CA	

**VOA 8260 List**

CAS No.	Surrogate Recoveries	Run# 1	Run# 2	Limits
460-00-4	4-Bromofluorobenzene	108%		60-130%

(a) All results reported on wet weight basis.

ND = Not detected      MDL - Method Detection Limit  
 RL = Reporting Limit  
 E = Indicates value exceeds calibration range

J = Indicates an estimated value  
 B = Indicates analyte found in associated method blank  
 N = Indicates presumptive evidence of a compound

## Report of Analysis

Page 1 of 1

<b>Client Sample ID:</b>	Y14-3.5	<b>Date Sampled:</b>	07/11/11
<b>Lab Sample ID:</b>	C16941-29	<b>Date Received:</b>	07/12/11
<b>Matrix:</b>	SO - Soil	<b>Percent Solids:</b>	n/a <sup>a</sup>
<b>Method:</b>	SW846 8015B	<b>Project:</b> Romic Soil Investigation(Romic EPA) - 2081 Bay Road, East Palo Alto, CA	

	File ID	DF	Analyzed	By	Prep Date	Prep Batch	Analytical Batch
Run #1	JK21076.D	1	07/20/11	TT	n/a	n/a	GJK873
Run #2							

	Initial Weight
Run #1	5.19 g
Run #2	

## TPH Volatiles

CAS No.	Compound	Result	RL	MDL	Units	Q
	TPH-GRO (C6-C10)	0.427	0.096	0.048	mg/kg	

CAS No.	Surrogate Recoveries	Run# 1	Run# 2	Limits
98-08-8	aaa-Trifluorotoluene	97%		60-157%

(a) All results reported on wet weight basis.

ND = Not detected      MDL - Method Detection Limit  
 RL = Reporting Limit  
 E = Indicates value exceeds calibration range

J = Indicates an estimated value  
 B = Indicates analyte found in associated method blank  
 N = Indicates presumptive evidence of a compound

### Report of Analysis

<b>Client Sample ID:</b> Y14-3.5		
<b>Lab Sample ID:</b> C16941-29		<b>Date Sampled:</b> 07/11/11
<b>Matrix:</b> SO - Soil		<b>Date Received:</b> 07/12/11
<b>Method:</b> SW846 8015B M SW846 3545A		<b>Percent Solids:</b> n/a <sup>a</sup>
<b>Project:</b> Romic Soil Investigation(Romic EPA) - 2081 Bay Road, East Palo Alto, CA		

	File ID	DF	Analyzed	By	Prep Date	Prep Batch	Analytical Batch
Run #1	GG26815.D	1	07/17/11	JH	07/15/11	OP4234	GGG723
Run #2							

	Initial Weight	Final Volume
Run #1	10.2 g	1.0 ml
Run #2		

**TPH Extractable w/ Silica Gel Cleanup**

CAS No.	Compound	Result	RL	MDL	Units	Q
	TPH (C10-C28)	7.26	9.8	4.9	mg/kg	J
	TPH (> C28-C40)	ND	20	9.8	mg/kg	

CAS No.	Surrogate Recoveries	Run# 1	Run# 2	Limits
630-01-3	Hexacosane	60%		45-140%

(a) All results reported on wet weight basis.

ND = Not detected      MDL - Method Detection Limit  
 RL = Reporting Limit

J = Indicates an estimated value  
 B = Indicates analyte found in associated method blank  
 N = Indicates presumptive evidence of a compound

**Report of Analysis**

<b>Client Sample ID:</b> Y14-3.5	<b>Date Sampled:</b> 07/11/11
<b>Lab Sample ID:</b> C16941-29	<b>Date Received:</b> 07/12/11
<b>Matrix:</b> SO - Soil	<b>Percent Solids:</b> n/a <sup>a</sup>
<b>Project:</b> Romic Soil Investigation(Romic EPA) - 2081 Bay Road, East Palo Alto, CA	

**Metals Analysis**

Analyte	Result	RL	Units	DF	Prep	Analyzed By	Method	Prep Method
Cadmium	< 0.91	0.91	mg/kg	1	07/14/11	07/15/11 DQ	SW846 6010B <sup>1</sup>	SW846 3050B <sup>2</sup>
Chromium	35.6	0.91	mg/kg	1	07/14/11	07/15/11 DQ	SW846 6010B <sup>1</sup>	SW846 3050B <sup>2</sup>
Lead	7.7	1.8	mg/kg	1	07/14/11	07/15/11 DQ	SW846 6010B <sup>1</sup>	SW846 3050B <sup>2</sup>

(1) Instrument QC Batch: MA1981

(2) Prep QC Batch: MP3700

(a) All results reported on wet weight basis.

RL = Reporting Limit

## Report of Analysis

<b>Client Sample ID:</b>	Y14-6.5	<b>Date Sampled:</b>	07/11/11
<b>Lab Sample ID:</b>	C16941-30	<b>Date Received:</b>	07/12/11
<b>Matrix:</b>	SO - Soil	<b>Percent Solids:</b>	n/a <sup>a</sup>
<b>Method:</b>	SW846 8260B	<b>Project:</b> Romic Soil Investigation(Romic EPA) - 2081 Bay Road,East Palo Alto,CA	

Run #	File ID	DF	Analyzed	By	Prep Date	Prep Batch	Analytical Batch
Run #1	M25793.D	1	07/21/11	TN	n/a	n/a	VM822
Run #2							

Run #	Initial Weight
Run #1	6.80 g
Run #2	

## VOA 8260 List

CAS No.	Compound	Result	RL	MDL	Units	Q
67-64-1	Acetone	ND	74	15	ug/kg	
71-43-2	Benzene	ND	3.7	1.1	ug/kg	
108-86-1	Bromobenzene	ND	3.7	1.1	ug/kg	
74-97-5	Bromochloromethane	ND	3.7	1.1	ug/kg	
75-27-4	Bromodichloromethane	ND	3.7	0.74	ug/kg	
75-25-2	Bromoform	ND	3.7	0.74	ug/kg	
104-51-8	n-Butylbenzene	ND	3.7	1.1	ug/kg	
135-98-8	sec-Butylbenzene	ND	3.7	1.1	ug/kg	
98-06-6	tert-Butylbenzene	ND	3.7	1.1	ug/kg	
108-90-7	Chlorobenzene	ND	3.7	1.1	ug/kg	
75-00-3	Chloroethane	ND	3.7	1.1	ug/kg	
67-66-3	Chloroform	ND	3.7	1.1	ug/kg	
95-49-8	o-Chlorotoluene	ND	3.7	1.1	ug/kg	
106-43-4	p-Chlorotoluene	ND	3.7	1.1	ug/kg	
56-23-5	Carbon tetrachloride	ND	3.7	0.74	ug/kg	
75-34-3	1,1-Dichloroethane	ND	3.7	0.74	ug/kg	
75-35-4	1,1-Dichloroethylene	ND	3.7	1.1	ug/kg	
563-58-6	1,1-Dichloropropene	ND	3.7	1.1	ug/kg	
96-12-8	1,2-Dibromo-3-chloropropane	ND	3.7	0.74	ug/kg	
106-93-4	1,2-Dibromoethane	ND	3.7	0.74	ug/kg	
107-06-2	1,2-Dichloroethane	ND	3.7	1.1	ug/kg	
78-87-5	1,2-Dichloropropane	ND	3.7	1.1	ug/kg	
142-28-9	1,3-Dichloropropane	ND	3.7	1.1	ug/kg	
108-20-3	Di-Isopropyl ether	ND	3.7	1.1	ug/kg	
594-20-7	2,2-Dichloropropane	ND	3.7	1.1	ug/kg	
124-48-1	Dibromochloromethane	ND	3.7	0.74	ug/kg	
75-71-8	Dichlorodifluoromethane	ND	3.7	0.74	ug/kg	
156-59-2	cis-1,2-Dichloroethylene	ND	3.7	1.1	ug/kg	
10061-01-5	cis-1,3-Dichloropropene	ND	3.7	1.1	ug/kg	
541-73-1	m-Dichlorobenzene	ND	3.7	1.1	ug/kg	
95-50-1	o-Dichlorobenzene	ND	3.7	1.1	ug/kg	
106-46-7	p-Dichlorobenzene	ND	3.7	1.1	ug/kg	

ND = Not detected MDL - Method Detection Limit

RL = Reporting Limit

E = Indicates value exceeds calibration range

J = Indicates an estimated value

B = Indicates analyte found in associated method blank

N = Indicates presumptive evidence of a compound

## Report of Analysis

<b>Client Sample ID:</b>	Y14-6.5	<b>Date Sampled:</b>	07/11/11
<b>Lab Sample ID:</b>	C16941-30	<b>Date Received:</b>	07/12/11
<b>Matrix:</b>	SO - Soil	<b>Percent Solids:</b>	n/a <sup>a</sup>
<b>Method:</b>	SW846 8260B	<b>Project:</b> Romic Soil Investigation(Romic EPA) - 2081 Bay Road,East Palo Alto,CA	

## VOA 8260 List

CAS No.	Compound	Result	RL	MDL	Units	Q
156-60-5	trans-1,2-Dichloroethylene	ND	3.7	1.1	ug/kg	
10061-02-6	trans-1,3-Dichloropropene	ND	3.7	1.1	ug/kg	
100-41-4	Ethylbenzene	ND	3.7	1.1	ug/kg	
637-92-3	Ethyl tert-Butyl Ether	ND	3.7	1.1	ug/kg	
591-78-6	2-Hexanone	ND	29	3.7	ug/kg	
87-68-3	Hexachlorobutadiene	ND	3.7	0.74	ug/kg	
98-82-8	Isopropylbenzene	ND	3.7	1.1	ug/kg	
99-87-6	p-Isopropyltoluene	ND	3.7	1.1	ug/kg	
108-10-1	4-Methyl-2-pentanone	ND	29	11	ug/kg	
74-83-9	Methyl bromide	ND	3.7	1.8	ug/kg	
74-87-3	Methyl chloride	ND	3.7	1.1	ug/kg	
74-95-3	Methylene bromide	ND	3.7	1.8	ug/kg	
75-09-2	Methylene chloride	ND	18	12	ug/kg	
78-93-3	Methyl ethyl ketone	ND	29	8.8	ug/kg	
1634-04-4	Methyl Tert Butyl Ether	ND	3.7	0.74	ug/kg	
91-20-3	Naphthalene	ND	3.7	1.1	ug/kg	
103-65-1	n-Propylbenzene	ND	3.7	1.1	ug/kg	
100-42-5	Styrene	ND	3.7	0.74	ug/kg	
994-05-8	Tert-Amyl Methyl Ether	ND	3.7	0.88	ug/kg	
75-65-0	Tert Butyl Alcohol	ND	29	7.4	ug/kg	
630-20-6	1,1,1,2-Tetrachloroethane	ND	3.7	0.74	ug/kg	
71-55-6	1,1,1-Trichloroethane	ND	3.7	1.1	ug/kg	
79-34-5	1,1,2,2-Tetrachloroethane	ND	3.7	0.74	ug/kg	
79-00-5	1,1,2-Trichloroethane	ND	3.7	0.74	ug/kg	
87-61-6	1,2,3-Trichlorobenzene	ND	3.7	1.1	ug/kg	
96-18-4	1,2,3-Trichloropropane	ND	3.7	1.1	ug/kg	
120-82-1	1,2,4-Trichlorobenzene	ND	3.7	1.1	ug/kg	
95-63-6	1,2,4-Trimethylbenzene	ND	3.7	1.1	ug/kg	
108-67-8	1,3,5-Trimethylbenzene	ND	3.7	1.1	ug/kg	
127-18-4	Tetrachloroethylene	ND	3.7	2.6	ug/kg	
108-88-3	Toluene	ND	3.7	1.1	ug/kg	
79-01-6	Trichloroethylene	ND	3.7	0.74	ug/kg	
75-69-4	Trichlorofluoromethane	ND	3.7	0.88	ug/kg	
75-01-4	Vinyl chloride	ND	3.7	1.8	ug/kg	
1330-20-7	Xylene (total)	ND	7.4	2.9	ug/kg	

CAS No.	Surrogate Recoveries	Run# 1	Run# 2	Limits
1868-53-7	Dibromofluoromethane	110%		60-130%
2037-26-5	Toluene-D8	101%		60-130%

ND = Not detected MDL - Method Detection Limit

RL = Reporting Limit

E = Indicates value exceeds calibration range

J = Indicates an estimated value

B = Indicates analyte found in associated method blank

N = Indicates presumptive evidence of a compound

**Report of Analysis**

<b>Client Sample ID:</b>	Y14-6.5	<b>Date Sampled:</b>	07/11/11
<b>Lab Sample ID:</b>	C16941-30	<b>Date Received:</b>	07/12/11
<b>Matrix:</b>	SO - Soil	<b>Percent Solids:</b>	n/a <sup>a</sup>
<b>Method:</b>	SW846 8260B	<b>Project:</b> Romic Soil Investigation(Romic EPA) - 2081 Bay Road, East Palo Alto, CA	

**VOA 8260 List**

CAS No.	Surrogate Recoveries	Run# 1	Run# 2	Limits
460-00-4	4-Bromofluorobenzene	110%		60-130%

(a) All results reported on wet weight basis.

ND = Not detected      MDL - Method Detection Limit  
 RL = Reporting Limit  
 E = Indicates value exceeds calibration range

J = Indicates an estimated value  
 B = Indicates analyte found in associated method blank  
 N = Indicates presumptive evidence of a compound



## Report of Analysis

<b>Client Sample ID:</b> Y14-6.5		<b>Date Sampled:</b> 07/11/11
<b>Lab Sample ID:</b> C16941-30		<b>Date Received:</b> 07/12/11
<b>Matrix:</b> SO - Soil		<b>Percent Solids:</b> n/a <sup>a</sup>
<b>Method:</b> SW846 8015B		
<b>Project:</b> Romic Soil Investigation(Romic EPA) - 2081 Bay Road, East Palo Alto, CA		

Run #	File ID	DF	Analyzed	By	Prep Date	Prep Batch	Analytical Batch
Run #1	JK21077.D	1	07/20/11	TT	n/a	n/a	GJK873
Run #2							

Run #	Initial Weight
Run #1	5.13 g
Run #2	

### TPH Volatiles

CAS No.	Compound	Result	RL	MDL	Units	Q
	TPH-GRO (C6-C10)	ND	0.097	0.049	mg/kg	

CAS No.	Surrogate Recoveries	Run# 1	Run# 2	Limits
98-08-8	aaa-Trifluorotoluene	93%		60-157%

(a) All results reported on wet weight basis.

ND = Not detected      MDL - Method Detection Limit  
 RL = Reporting Limit  
 E = Indicates value exceeds calibration range

J = Indicates an estimated value  
 B = Indicates analyte found in associated method blank  
 N = Indicates presumptive evidence of a compound

## Report of Analysis

<b>Client Sample ID:</b> Y14-6.5		<b>Date Sampled:</b> 07/11/11
<b>Lab Sample ID:</b> C16941-30		<b>Date Received:</b> 07/12/11
<b>Matrix:</b> SO - Soil		<b>Percent Solids:</b> n/a <sup>a</sup>
<b>Method:</b> SW846 8015B M SW846 3545A		
<b>Project:</b> Romic Soil Investigation(Romic EPA) - 2081 Bay Road, East Palo Alto, CA		

Run #	File ID	DF	Analyzed	By	Prep Date	Prep Batch	Analytical Batch
Run #1	GG26816.D	1	07/17/11	JH	07/15/11	OP4234	GGG723
Run #2							

Run #	Initial Weight	Final Volume
Run #1	10.2 g	1.0 ml
Run #2		

**TPH Extractable w/ Silica Gel Cleanup**

CAS No.	Compound	Result	RL	MDL	Units	Q
	TPH (C10-C28)	ND	9.8	4.9	mg/kg	
	TPH (> C28-C40)	ND	20	9.8	mg/kg	

CAS No.	Surrogate Recoveries	Run# 1	Run# 2	Limits
630-01-3	Hexacosane	56%		45-140%

(a) All results reported on wet weight basis.

ND = Not detected      MDL - Method Detection Limit  
 RL = Reporting Limit  
 E = Indicates value exceeds calibration range

J = Indicates an estimated value  
 B = Indicates analyte found in associated method blank  
 N = Indicates presumptive evidence of a compound

## Report of Analysis

<b>Client Sample ID:</b>	Y14-6.5	<b>Date Sampled:</b>	07/11/11
<b>Lab Sample ID:</b>	C16941-30	<b>Date Received:</b>	07/12/11
<b>Matrix:</b>	SO - Soil	<b>Percent Solids:</b>	n/a <sup>a</sup>
<b>Project:</b>	Romic Soil Investigation(Romic EPA) - 2081 Bay Road,East Palo Alto,CA		

### Metals Analysis

Analyte	Result	RL	Units	DF	Prep	Analyzed By	Method	Prep Method
Cadmium	< 0.90	0.90	mg/kg	1	07/14/11	07/15/11 DQ	SW846 6010B <sup>1</sup>	SW846 3050B <sup>2</sup>
Chromium	35.1	0.90	mg/kg	1	07/14/11	07/15/11 DQ	SW846 6010B <sup>1</sup>	SW846 3050B <sup>2</sup>
Lead	4.6	1.8	mg/kg	1	07/14/11	07/15/11 DQ	SW846 6010B <sup>1</sup>	SW846 3050B <sup>2</sup>

(1) Instrument QC Batch: MA1981

(2) Prep QC Batch: MP3700

(a) All results reported on wet weight basis.

RL = Reporting Limit

## Report of Analysis

<b>Client Sample ID:</b>	AA17-4.0	<b>Date Sampled:</b>	07/11/11
<b>Lab Sample ID:</b>	C16941-31	<b>Date Received:</b>	07/12/11
<b>Matrix:</b>	SO - Soil	<b>Percent Solids:</b>	n/a <sup>a</sup>
<b>Method:</b>	SW846 8260B	<b>Project:</b> Romic Soil Investigation(Romic EPA) - 2081 Bay Road,East Palo Alto,CA	

Run #1	File ID	DF	Analyzed	By	Prep Date	Prep Batch	Analytical Batch
Run #1	M25794.D	1	07/21/11	TN	n/a	n/a	VM822
Run #2							

Run #1	Initial Weight
Run #1	5.66 g
Run #2	

## VOA 8260 List

CAS No.	Compound	Result	RL	MDL	Units	Q
67-64-1	Acetone	ND	88	18	ug/kg	
71-43-2	Benzene	ND	4.4	1.3	ug/kg	
108-86-1	Bromobenzene	ND	4.4	1.3	ug/kg	
74-97-5	Bromochloromethane	ND	4.4	1.3	ug/kg	
75-27-4	Bromodichloromethane	ND	4.4	0.88	ug/kg	
75-25-2	Bromoform	ND	4.4	0.88	ug/kg	
104-51-8	n-Butylbenzene	ND	4.4	1.3	ug/kg	
135-98-8	sec-Butylbenzene	ND	4.4	1.3	ug/kg	
98-06-6	tert-Butylbenzene	ND	4.4	1.3	ug/kg	
108-90-7	Chlorobenzene	ND	4.4	1.3	ug/kg	
75-00-3	Chloroethane	ND	4.4	1.3	ug/kg	
67-66-3	Chloroform	ND	4.4	1.3	ug/kg	
95-49-8	o-Chlorotoluene	ND	4.4	1.3	ug/kg	
106-43-4	p-Chlorotoluene	ND	4.4	1.3	ug/kg	
56-23-5	Carbon tetrachloride	ND	4.4	0.88	ug/kg	
75-34-3	1,1-Dichloroethane	ND	4.4	0.88	ug/kg	
75-35-4	1,1-Dichloroethylene	ND	4.4	1.3	ug/kg	
563-58-6	1,1-Dichloropropene	ND	4.4	1.3	ug/kg	
96-12-8	1,2-Dibromo-3-chloropropane	ND	4.4	0.88	ug/kg	
106-93-4	1,2-Dibromoethane	ND	4.4	0.88	ug/kg	
107-06-2	1,2-Dichloroethane	ND	4.4	1.3	ug/kg	
78-87-5	1,2-Dichloropropane	ND	4.4	1.3	ug/kg	
142-28-9	1,3-Dichloropropane	ND	4.4	1.3	ug/kg	
108-20-3	Di-Isopropyl ether	ND	4.4	1.3	ug/kg	
594-20-7	2,2-Dichloropropane	ND	4.4	1.3	ug/kg	
124-48-1	Dibromochloromethane	ND	4.4	0.88	ug/kg	
75-71-8	Dichlorodifluoromethane	ND	4.4	0.88	ug/kg	
156-59-2	cis-1,2-Dichloroethylene	ND	4.4	1.3	ug/kg	
10061-01-5	cis-1,3-Dichloropropene	ND	4.4	1.3	ug/kg	
541-73-1	m-Dichlorobenzene	ND	4.4	1.3	ug/kg	
95-50-1	o-Dichlorobenzene	ND	4.4	1.3	ug/kg	
106-46-7	p-Dichlorobenzene	ND	4.4	1.3	ug/kg	

ND = Not detected MDL - Method Detection Limit

RL = Reporting Limit

E = Indicates value exceeds calibration range

J = Indicates an estimated value

B = Indicates analyte found in associated method blank

N = Indicates presumptive evidence of a compound

## Report of Analysis

<b>Client Sample ID:</b>	AA17-4.0	<b>Date Sampled:</b>	07/11/11
<b>Lab Sample ID:</b>	C16941-31	<b>Date Received:</b>	07/12/11
<b>Matrix:</b>	SO - Soil	<b>Percent Solids:</b>	n/a <sup>a</sup>
<b>Method:</b>	SW846 8260B	<b>Project:</b> Romic Soil Investigation(Romic EPA) - 2081 Bay Road,East Palo Alto,CA	

## VOA 8260 List

CAS No.	Compound	Result	RL	MDL	Units	Q
156-60-5	trans-1,2-Dichloroethylene	ND	4.4	1.3	ug/kg	
10061-02-6	trans-1,3-Dichloropropene	ND	4.4	1.3	ug/kg	
100-41-4	Ethylbenzene	ND	4.4	1.3	ug/kg	
637-92-3	Ethyl tert-Butyl Ether	ND	4.4	1.3	ug/kg	
591-78-6	2-Hexanone	ND	35	4.4	ug/kg	
87-68-3	Hexachlorobutadiene	ND	4.4	0.88	ug/kg	
98-82-8	Isopropylbenzene	ND	4.4	1.3	ug/kg	
99-87-6	p-Isopropyltoluene	ND	4.4	1.3	ug/kg	
108-10-1	4-Methyl-2-pentanone	ND	35	13	ug/kg	
74-83-9	Methyl bromide	ND	4.4	2.2	ug/kg	
74-87-3	Methyl chloride	ND	4.4	1.3	ug/kg	
74-95-3	Methylene bromide	ND	4.4	2.2	ug/kg	
75-09-2	Methylene chloride	ND	22	14	ug/kg	
78-93-3	Methyl ethyl ketone	ND	35	11	ug/kg	
1634-04-4	Methyl Tert Butyl Ether	ND	4.4	0.88	ug/kg	
91-20-3	Naphthalene	ND	4.4	1.3	ug/kg	
103-65-1	n-Propylbenzene	ND	4.4	1.3	ug/kg	
100-42-5	Styrene	ND	4.4	0.88	ug/kg	
994-05-8	Tert-Amyl Methyl Ether	ND	4.4	1.1	ug/kg	
75-65-0	Tert Butyl Alcohol	ND	35	8.8	ug/kg	
630-20-6	1,1,1,2-Tetrachloroethane	ND	4.4	0.88	ug/kg	
71-55-6	1,1,1-Trichloroethane	ND	4.4	1.3	ug/kg	
79-34-5	1,1,2,2-Tetrachloroethane	ND	4.4	0.88	ug/kg	
79-00-5	1,1,2-Trichloroethane	ND	4.4	0.88	ug/kg	
87-61-6	1,2,3-Trichlorobenzene	ND	4.4	1.3	ug/kg	
96-18-4	1,2,3-Trichloropropane	ND	4.4	1.3	ug/kg	
120-82-1	1,2,4-Trichlorobenzene	ND	4.4	1.3	ug/kg	
95-63-6	1,2,4-Trimethylbenzene	ND	4.4	1.3	ug/kg	
108-67-8	1,3,5-Trimethylbenzene	ND	4.4	1.3	ug/kg	
127-18-4	Tetrachloroethylene	ND	4.4	3.1	ug/kg	
108-88-3	Toluene	ND	4.4	1.3	ug/kg	
79-01-6	Trichloroethylene	ND	4.4	0.88	ug/kg	
75-69-4	Trichlorofluoromethane	ND	4.4	1.1	ug/kg	
75-01-4	Vinyl chloride	ND	4.4	2.2	ug/kg	
1330-20-7	Xylene (total)	ND	8.8	3.5	ug/kg	

CAS No.	Surrogate Recoveries	Run# 1	Run# 2	Limits
1868-53-7	Dibromofluoromethane	110%		60-130%
2037-26-5	Toluene-D8	100%		60-130%

ND = Not detected MDL - Method Detection Limit

RL = Reporting Limit

E = Indicates value exceeds calibration range

J = Indicates an estimated value

B = Indicates analyte found in associated method blank

N = Indicates presumptive evidence of a compound

## Report of Analysis

<b>Client Sample ID:</b>	AA17-4.0	<b>Date Sampled:</b>	07/11/11
<b>Lab Sample ID:</b>	C16941-31	<b>Date Received:</b>	07/12/11
<b>Matrix:</b>	SO - Soil	<b>Percent Solids:</b>	n/a <sup>a</sup>
<b>Method:</b>	SW846 8260B	<b>Project:</b> Romic Soil Investigation(Romic EPA) - 2081 Bay Road, East Palo Alto, CA	

### VOA 8260 List

CAS No.	Surrogate Recoveries	Run# 1	Run# 2	Limits
460-00-4	4-Bromofluorobenzene	107%		60-130%

(a) All results reported on wet weight basis.

ND = Not detected      MDL - Method Detection Limit  
 RL = Reporting Limit  
 E = Indicates value exceeds calibration range

J = Indicates an estimated value  
 B = Indicates analyte found in associated method blank  
 N = Indicates presumptive evidence of a compound

## Report of Analysis

<b>Client Sample ID:</b>	AA17-4.0	<b>Date Sampled:</b>	07/11/11
<b>Lab Sample ID:</b>	C16941-31	<b>Date Received:</b>	07/12/11
<b>Matrix:</b>	SO - Soil	<b>Percent Solids:</b>	n/a <sup>a</sup>
<b>Method:</b>	SW846 8270C SW846 3550B	<b>Project:</b> Romic Soil Investigation(Romic EPA) - 2081 Bay Road, East Palo Alto, CA	

Run #	File ID	DF	Analyzed	By	Prep Date	Prep Batch	Analytical Batch
Run #1	Y8790.D	1	07/13/11	MT	07/12/11	OP4211	EY420
Run #2							

Run #	Initial Weight	Final Volume
Run #1	10.1 g	1.0 ml
Run #2		

## ABN Full List

CAS No.	Compound	Result	RL	MDL	Units	Q
65-85-0	Benzoic acid	ND	990	880	ug/kg	
95-57-8	2-Chlorophenol	ND	990	670	ug/kg	
59-50-7	4-Chloro-3-methyl phenol	ND	500	420	ug/kg	
120-83-2	2,4-Dichlorophenol	ND	500	140	ug/kg	
105-67-9	2,4-Dimethylphenol	ND	500	150	ug/kg	
51-28-5	2,4-Dinitrophenol	ND	2500	840	ug/kg	
534-52-1	4,6-Dinitro-o-cresol	ND	2000	1000	ug/kg	
95-48-7	2-Methylphenol	ND	500	170	ug/kg	
	3&4-Methylphenol	ND	500	150	ug/kg	
88-75-5	2-Nitrophenol	ND	500	130	ug/kg	
100-02-7	4-Nitrophenol	ND	2000	1200	ug/kg	
87-86-5	Pentachlorophenol	ND	500	420	ug/kg	
108-95-2	Phenol	ND	2000	1300	ug/kg	
95-95-4	2,4,5-Trichlorophenol	ND	500	120	ug/kg	
88-06-2	2,4,6-Trichlorophenol	ND	500	160	ug/kg	
83-32-9	Acenaphthene	ND	990	500	ug/kg	
208-96-8	Acenaphthylene	ND	500	200	ug/kg	
62-53-3	Aniline	ND	500	140	ug/kg	
120-12-7	Anthracene	ND	500	99	ug/kg	
103-33-3	Azobenzene	ND	500	170	ug/kg	
92-87-5	Benzidine	ND	2500	720	ug/kg	
56-55-3	Benzo(a)anthracene	ND	500	69	ug/kg	
50-32-8	Benzo(a)pyrene	ND	500	89	ug/kg	
205-99-2	Benzo(b)fluoranthene	ND	500	59	ug/kg	
191-24-2	Benzo(g,h,i)perylene	ND	500	150	ug/kg	
207-08-9	Benzo(k)fluoranthene	ND	500	120	ug/kg	
101-55-3	4-Bromophenyl phenyl ether	ND	500	150	ug/kg	
85-68-7	Butyl benzyl phthalate	ND	500	110	ug/kg	
100-51-6	Benzyl Alcohol	ND	990	160	ug/kg	
91-58-7	2-Chloronaphthalene	ND	500	180	ug/kg	
106-47-8	4-Chloroaniline	ND	500	140	ug/kg	
86-74-8	Carbazole	ND	500	79	ug/kg	

ND = Not detected MDL - Method Detection Limit

RL = Reporting Limit

E = Indicates value exceeds calibration range

J = Indicates an estimated value

B = Indicates analyte found in associated method blank

N = Indicates presumptive evidence of a compound

## Report of Analysis

<b>Client Sample ID:</b>	AA17-4.0	<b>Date Sampled:</b>	07/11/11
<b>Lab Sample ID:</b>	C16941-31	<b>Date Received:</b>	07/12/11
<b>Matrix:</b>	SO - Soil	<b>Percent Solids:</b>	n/a <sup>a</sup>
<b>Method:</b>	SW846 8270C SW846 3550B	<b>Project:</b> Romic Soil Investigation(Romic EPA) - 2081 Bay Road,East Palo Alto,CA	

## ABN Full List

CAS No.	Compound	Result	RL	MDL	Units	Q
218-01-9	Chrysene	ND	500	99	ug/kg	
111-91-1	bis(2-Chloroethoxy)methane	ND	500	180	ug/kg	
111-44-4	bis(2-Chloroethyl)ether	ND	500	230	ug/kg	
108-60-1	bis(2-Chloroisopropyl)ether	ND	500	270	ug/kg	
7005-72-3	4-Chlorophenyl phenyl ether	ND	500	190	ug/kg	
95-50-1	1,2-Dichlorobenzene	ND	500	160	ug/kg	
541-73-1	1,3-Dichlorobenzene	ND	500	150	ug/kg	
106-46-7	1,4-Dichlorobenzene	ND	500	420	ug/kg	
121-14-2	2,4-Dinitrotoluene	ND	500	460	ug/kg	
606-20-2	2,6-Dinitrotoluene	ND	990	320	ug/kg	
91-94-1	3,3'-Dichlorobenzidine	ND	2500	140	ug/kg	
53-70-3	Dibenzo(a,h)anthracene	ND	500	130	ug/kg	
132-64-9	Dibenzofuran	ND	500	160	ug/kg	
122-39-4	Diphenylamine	ND	500	120	ug/kg	
84-74-2	Di-n-butyl phthalate	ND	500	99	ug/kg	
117-84-0	Di-n-octyl phthalate	ND	500	130	ug/kg	
84-66-2	Diethyl phthalate	ND	500	170	ug/kg	
131-11-3	Dimethyl phthalate	ND	500	180	ug/kg	
117-81-7	bis(2-Ethylhexyl)phthalate	ND	500	220	ug/kg	
206-44-0	Fluoranthene	ND	500	99	ug/kg	
86-73-7	Fluorene	ND	500	180	ug/kg	
118-74-1	Hexachlorobenzene	ND	500	130	ug/kg	
87-68-3	Hexachlorobutadiene	ND	500	190	ug/kg	
77-47-4	Hexachlorocyclopentadiene	ND	500	140	ug/kg	
67-72-1	Hexachloroethane	ND	500	160	ug/kg	
193-39-5	Indeno(1,2,3-cd)pyrene	ND	500	140	ug/kg	
78-59-1	Isophorone	ND	500	170	ug/kg	
90-12-0	1-Methylnaphthalene	ND	500	160	ug/kg	
91-57-6	2-Methylnaphthalene	ND	500	160	ug/kg	
88-74-4	2-Nitroaniline	ND	500	120	ug/kg	
99-09-2	3-Nitroaniline	ND	500	120	ug/kg	
100-01-6	4-Nitroaniline	ND	500	300	ug/kg	
91-20-3	Naphthalene	ND	500	170	ug/kg	
98-95-3	Nitrobenzene	ND	500	160	ug/kg	
62-75-9	N-Nitrosodimethylamine	ND	5000	2200	ug/kg	
621-64-7	N-Nitroso-di-n-propylamine	ND	990	540	ug/kg	
85-01-8	Phenanthrene	ND	500	110	ug/kg	
129-00-0	Pyrene	ND	990	670	ug/kg	
110-86-1	Pyridine	ND	2000	220	ug/kg	
120-82-1	1,2,4-Trichlorobenzene	ND	500	340	ug/kg	

ND = Not detected MDL - Method Detection Limit

RL = Reporting Limit

E = Indicates value exceeds calibration range

J = Indicates an estimated value

B = Indicates analyte found in associated method blank

N = Indicates presumptive evidence of a compound



## Report of Analysis

<b>Client Sample ID:</b>	AA17-4.0		<b>Date Sampled:</b>	07/11/11
<b>Lab Sample ID:</b>	C16941-31		<b>Date Received:</b>	07/12/11
<b>Matrix:</b>	SO - Soil		<b>Percent Solids:</b>	n/a <sup>a</sup>
<b>Method:</b>	SW846 8270C SW846 3550B			
<b>Project:</b>	Romic Soil Investigation(Romic EPA) - 2081 Bay Road, East Palo Alto, CA			

## ABN Full List

CAS No.	Surrogate Recoveries	Run# 1	Run# 2	Limits
367-12-4	2-Fluorophenol	53%		20-100%
4165-62-2	Phenol-d5	55%		20-100%
118-79-6	2,4,6-Tribromophenol	74%		30-100%
4165-60-0	Nitrobenzene-d5	54%		20-100%
321-60-8	2-Fluorobiphenyl	54%		20-106%
1718-51-0	Terphenyl-d14	88%		55-130%

(a) All results reported on wet weight basis.

ND = Not detected      MDL - Method Detection Limit  
 RL = Reporting Limit  
 E = Indicates value exceeds calibration range

J = Indicates an estimated value  
 B = Indicates analyte found in associated method blank  
 N = Indicates presumptive evidence of a compound

## Report of Analysis

<b>Client Sample ID:</b> AA17-4.0		<b>Date Sampled:</b> 07/11/11
<b>Lab Sample ID:</b> C16941-31		<b>Date Received:</b> 07/12/11
<b>Matrix:</b> SO - Soil		<b>Percent Solids:</b> n/a <sup>a</sup>
<b>Method:</b> SW846 8015B		
<b>Project:</b> Romic Soil Investigation(Romic EPA) - 2081 Bay Road, East Palo Alto, CA		

Run #	File ID	DF	Analyzed	By	Prep Date	Prep Batch	Analytical Batch
Run #1	JK21078.D	1	07/20/11	TT	n/a	n/a	GJK873
Run #2							

Run #	Initial Weight
Run #1	5.03 g
Run #2	

**TPH Volatiles**

CAS No.	Compound	Result	RL	MDL	Units	Q
	TPH-GRO (C6-C10)	ND	0.099	0.050	mg/kg	
CAS No.	Surrogate Recoveries	Run# 1	Run# 2	Limits		
98-08-8	aaa-Trifluorotoluene	94%		60-157%		

(a) All results reported on wet weight basis.

ND = Not detected      MDL - Method Detection Limit  
 RL = Reporting Limit  
 E = Indicates value exceeds calibration range

J = Indicates an estimated value  
 B = Indicates analyte found in associated method blank  
 N = Indicates presumptive evidence of a compound

## Report of Analysis

<b>Client Sample ID:</b>	AA17-4.0	<b>Date Sampled:</b>	07/11/11
<b>Lab Sample ID:</b>	C16941-31	<b>Date Received:</b>	07/12/11
<b>Matrix:</b>	SO - Soil	<b>Percent Solids:</b>	n/a <sup>a</sup>
<b>Method:</b>	SW846 8081A SW846 3545A	<b>Project:</b> Romic Soil Investigation(Romic EPA) - 2081 Bay Road, East Palo Alto, CA	

Run #1	File ID	DF	Analyzed	By	Prep Date	Prep Batch	Analytical Batch
Run #1	OO22497.D	1	07/21/11	RV	07/15/11	OP4230	G00722
Run #2							

Run #1	Initial Weight	Final Volume
Run #1	10.2 g	10.0 ml
Run #2		

## Pesticide PPL List

CAS No.	Compound	Result	RL	MDL	Units	Q
309-00-2	Aldrin	ND	25	9.8	ug/kg	
319-84-6	alpha-BHC	ND	25	11	ug/kg	
319-85-7	beta-BHC	ND	25	3.4	ug/kg	
319-86-8	delta-BHC	ND	25	3.4	ug/kg	
58-89-9	gamma-BHC (Lindane)	ND	25	7.4	ug/kg	
12789-03-6	Chlordane	ND	98	98	ug/kg	
60-57-1	Dieldrin	ND	25	2.9	ug/kg	
72-54-8	4,4' -DDD	ND	25	3.4	ug/kg	
72-55-9	4,4' -DDE	4.4	25	2.9	ug/kg	J
50-29-3	4,4' -DDT <sup>b</sup>	ND	25	2.9	ug/kg	
72-20-8	Endrin	ND	25	2.9	ug/kg	
7421-93-4	Endrin aldehyde	ND	25	5.9	ug/kg	
959-98-8	Endosulfan-I	ND	25	3.4	ug/kg	
33213-65-9	Endosulfan-II	ND	25	3.4	ug/kg	
1031-07-8	Endosulfan sulfate	ND	25	7.8	ug/kg	
76-44-8	Heptachlor	ND	25	5.9	ug/kg	
1024-57-3	Heptachlor epoxide	ND	25	3.9	ug/kg	
72-43-5	Methoxychlor <sup>b</sup>	ND	25	3.4	ug/kg	
8001-35-2	Toxaphene	ND	98	98	ug/kg	

CAS No.	Surrogate Recoveries	Run# 1	Run# 2	Limits
877-09-8	Tetrachloro-m-xylene	46%		35-132%
877-09-8	Tetrachloro-m-xylene	50%		35-132%
2051-24-3	Decachlorobiphenyl	75%		35-132%
2051-24-3	Decachlorobiphenyl	71%		35-132%

(a) All results reported on wet weight basis.

(b) Result from signal#2.

ND = Not detected MDL - Method Detection Limit

RL = Reporting Limit

E = Indicates value exceeds calibration range

J = Indicates an estimated value

B = Indicates analyte found in associated method blank

N = Indicates presumptive evidence of a compound

## Report of Analysis

<b>Client Sample ID:</b>	AA17-4.0	<b>Date Sampled:</b>	07/11/11
<b>Lab Sample ID:</b>	C16941-31	<b>Date Received:</b>	07/12/11
<b>Matrix:</b>	SO - Soil	<b>Percent Solids:</b>	n/a <sup>a</sup>
<b>Method:</b>	SW846 8082 SW846 3545A	<b>Project:</b> Romic Soil Investigation(Romic EPA) - 2081 Bay Road, East Palo Alto, CA	

Run #	File ID	DF	Analyzed	By	Prep Date	Prep Batch	Analytical Batch
Run #1	PP20047.D	1	07/17/11	RV	07/15/11	OP4231	GPP685
Run #2							

Run #	Initial Weight	Final Volume
Run #1	10.2 g	10.0 ml
Run #2		

## PCB List

CAS No.	Compound	Result	RL	MDL	Units	Q
12674-11-2	Aroclor 1016	ND	98	17	ug/kg	
11104-28-2	Aroclor 1221	ND	98	49	ug/kg	
11141-16-5	Aroclor 1232	ND	98	49	ug/kg	
53469-21-9	Aroclor 1242	ND	98	49	ug/kg	
12672-29-6	Aroclor 1248	ND	98	49	ug/kg	
11097-69-1	Aroclor 1254	ND	98	49	ug/kg	
11096-82-5	Aroclor 1260	ND	98	20	ug/kg	

CAS No.	Surrogate Recoveries	Run# 1	Run# 2	Limits
877-09-8	Tetrachloro-m-xylene	49%		45-108%
877-09-8	Tetrachloro-m-xylene	50%		45-108%
2051-24-3	Decachlorobiphenyl	88%		54-121%
2051-24-3	Decachlorobiphenyl	77%		54-121%

(a) All results reported on wet weight basis.

ND = Not detected      MDL - Method Detection Limit  
 RL = Reporting Limit  
 E = Indicates value exceeds calibration range

J = Indicates an estimated value  
 B = Indicates analyte found in associated method blank  
 N = Indicates presumptive evidence of a compound

## Report of Analysis

<b>Client Sample ID:</b> AA17-4.0		<b>Date Sampled:</b> 07/11/11
<b>Lab Sample ID:</b> C16941-31		<b>Date Received:</b> 07/12/11
<b>Matrix:</b> SO - Soil		<b>Percent Solids:</b> n/a <sup>a</sup>
<b>Method:</b> SW846 8015B M SW846 3545A		
<b>Project:</b> Romic Soil Investigation(Romic EPA) - 2081 Bay Road, East Palo Alto, CA		

Run #	File ID	DF	Analyzed	By	Prep Date	Prep Batch	Analytical Batch
Run #1	GG26817.D	1	07/17/11	JH	07/15/11	OP4234	GGG723
Run #2							

Run #	Initial Weight	Final Volume
Run #1	10.1 g	1.0 ml
Run #2		

**TPH Extractable w/ Silica Gel Cleanup**

CAS No.	Compound	Result	RL	MDL	Units	Q
	TPH (C10-C28)	ND	9.9	5.0	mg/kg	
	TPH (> C28-C40)	ND	20	9.9	mg/kg	

CAS No.	Surrogate Recoveries	Run# 1	Run# 2	Limits
630-01-3	Hexacosane	60%		45-140%

(a) All results reported on wet weight basis.

---

ND = Not detected	MDL - Method Detection Limit	J = Indicates an estimated value
RL = Reporting Limit		B = Indicates analyte found in associated method blank
E = Indicates value exceeds calibration range		N = Indicates presumptive evidence of a compound

## Report of Analysis

<b>Client Sample ID:</b> AA17-4.0	<b>Date Sampled:</b> 07/11/11
<b>Lab Sample ID:</b> C16941-31	<b>Date Received:</b> 07/12/11
<b>Matrix:</b> SO - Soil	<b>Percent Solids:</b> n/a <sup>a</sup>
<b>Project:</b> Romic Soil Investigation(Romic EPA) - 2081 Bay Road,East Palo Alto, CA	

**Metals Analysis**

Analyte	Result	RL	Units	DF	Prep	Analyzed By	Method	Prep Method
Antimony	< 1.9	1.9	mg/kg	1	07/14/11	07/15/11	DQ SW846 6010B <sup>1</sup>	SW846 3050B <sup>5</sup>
Arsenic	4.6	1.9	mg/kg	1	07/14/11	07/15/11	DQ SW846 6010B <sup>1</sup>	SW846 3050B <sup>5</sup>
Barium	109	19	mg/kg	1	07/14/11	07/15/11	DQ SW846 6010B <sup>3</sup>	SW846 3050B <sup>5</sup>
Beryllium	< 0.93	0.93	mg/kg	1	07/14/11	07/15/11	DQ SW846 6010B <sup>1</sup>	SW846 3050B <sup>5</sup>
Cadmium	< 0.93	0.93	mg/kg	1	07/14/11	07/15/11	DQ SW846 6010B <sup>1</sup>	SW846 3050B <sup>5</sup>
Chromium	31.7	0.93	mg/kg	1	07/14/11	07/15/11	DQ SW846 6010B <sup>1</sup>	SW846 3050B <sup>5</sup>
Cobalt	7.2	0.93	mg/kg	1	07/14/11	07/15/11	DQ SW846 6010B <sup>1</sup>	SW846 3050B <sup>5</sup>
Copper	16.9	2.3	mg/kg	1	07/14/11	07/15/11	DQ SW846 6010B <sup>1</sup>	SW846 3050B <sup>5</sup>
Lead	4.2	1.9	mg/kg	1	07/14/11	07/15/11	DQ SW846 6010B <sup>1</sup>	SW846 3050B <sup>5</sup>
Mercury	< 0.036	0.036	mg/kg	1	07/13/11	07/14/11	RW SW846 7471A <sup>2</sup>	SW846 7471A <sup>4</sup>
Molybdenum	< 1.9	1.9	mg/kg	1	07/14/11	07/15/11	DQ SW846 6010B <sup>1</sup>	SW846 3050B <sup>5</sup>
Nickel	30.8	0.93	mg/kg	1	07/14/11	07/15/11	DQ SW846 6010B <sup>1</sup>	SW846 3050B <sup>5</sup>
Selenium	< 1.9	1.9	mg/kg	1	07/14/11	07/15/11	DQ SW846 6010B <sup>1</sup>	SW846 3050B <sup>5</sup>
Silver	< 0.93	0.93	mg/kg	1	07/14/11	07/15/11	DQ SW846 6010B <sup>1</sup>	SW846 3050B <sup>5</sup>
Thallium	< 1.9	1.9	mg/kg	1	07/14/11	07/15/11	DQ SW846 6010B <sup>1</sup>	SW846 3050B <sup>5</sup>
Vanadium	33.3	0.93	mg/kg	1	07/14/11	07/15/11	DQ SW846 6010B <sup>1</sup>	SW846 3050B <sup>5</sup>
Zinc	35.8	1.9	mg/kg	1	07/14/11	07/15/11	DQ SW846 6010B <sup>1</sup>	SW846 3050B <sup>5</sup>

- (1) Instrument QC Batch: MA1981
- (2) Instrument QC Batch: MA1983
- (3) Instrument QC Batch: MA1987
- (4) Prep QC Batch: MP3699
- (5) Prep QC Batch: MP3700

(a) All results reported on wet weight basis.

RL = Reporting Limit

## Report of Analysis

Page 1 of 3

<b>Client Sample ID:</b>	AA17-6.5	<b>Date Sampled:</b>	07/11/11
<b>Lab Sample ID:</b>	C16941-32	<b>Date Received:</b>	07/12/11
<b>Matrix:</b>	SO - Soil	<b>Percent Solids:</b>	n/a <sup>a</sup>
<b>Method:</b>	SW846 8260B	<b>Project:</b> Romic Soil Investigation(Romic EPA) - 2081 Bay Road, East Palo Alto, CA	

Run #	File ID	DF	Analyzed	By	Prep Date	Prep Batch	Analytical Batch
Run #1	M25795.D	1	07/21/11	TN	n/a	n/a	VM822
Run #2							

Run #	Initial Weight
Run #1	6.04 g
Run #2	

## VOA 8260 List

CAS No.	Compound	Result	RL	MDL	Units	Q
67-64-1	Acetone	ND	83	17	ug/kg	
71-43-2	Benzene	ND	4.1	1.2	ug/kg	
108-86-1	Bromobenzene	ND	4.1	1.2	ug/kg	
74-97-5	Bromochloromethane	ND	4.1	1.2	ug/kg	
75-27-4	Bromodichloromethane	ND	4.1	0.83	ug/kg	
75-25-2	Bromoform	ND	4.1	0.83	ug/kg	
104-51-8	n-Butylbenzene	ND	4.1	1.2	ug/kg	
135-98-8	sec-Butylbenzene	ND	4.1	1.2	ug/kg	
98-06-6	tert-Butylbenzene	ND	4.1	1.2	ug/kg	
108-90-7	Chlorobenzene	ND	4.1	1.2	ug/kg	
75-00-3	Chloroethane	ND	4.1	1.2	ug/kg	
67-66-3	Chloroform	ND	4.1	1.2	ug/kg	
95-49-8	o-Chlorotoluene	ND	4.1	1.2	ug/kg	
106-43-4	p-Chlorotoluene	ND	4.1	1.2	ug/kg	
56-23-5	Carbon tetrachloride	ND	4.1	0.83	ug/kg	
75-34-3	1,1-Dichloroethane	ND	4.1	0.83	ug/kg	
75-35-4	1,1-Dichloroethylene	ND	4.1	1.2	ug/kg	
563-58-6	1,1-Dichloropropene	ND	4.1	1.2	ug/kg	
96-12-8	1,2-Dibromo-3-chloropropane	ND	4.1	0.83	ug/kg	
106-93-4	1,2-Dibromoethane	ND	4.1	0.83	ug/kg	
107-06-2	1,2-Dichloroethane	ND	4.1	1.2	ug/kg	
78-87-5	1,2-Dichloropropane	ND	4.1	1.2	ug/kg	
142-28-9	1,3-Dichloropropane	ND	4.1	1.2	ug/kg	
108-20-3	Di-Isopropyl ether	ND	4.1	1.2	ug/kg	
594-20-7	2,2-Dichloropropane	ND	4.1	1.2	ug/kg	
124-48-1	Dibromochloromethane	ND	4.1	0.83	ug/kg	
75-71-8	Dichlorodifluoromethane	ND	4.1	0.83	ug/kg	
156-59-2	cis-1,2-Dichloroethylene	ND	4.1	1.2	ug/kg	
10061-01-5	cis-1,3-Dichloropropene	ND	4.1	1.2	ug/kg	
541-73-1	m-Dichlorobenzene	ND	4.1	1.2	ug/kg	
95-50-1	o-Dichlorobenzene	ND	4.1	1.2	ug/kg	
106-46-7	p-Dichlorobenzene	ND	4.1	1.2	ug/kg	

ND = Not detected MDL - Method Detection Limit

RL = Reporting Limit

E = Indicates value exceeds calibration range

J = Indicates an estimated value

B = Indicates analyte found in associated method blank

N = Indicates presumptive evidence of a compound

## Report of Analysis

<b>Client Sample ID:</b>	AA17-6.5	<b>Date Sampled:</b>	07/11/11
<b>Lab Sample ID:</b>	C16941-32	<b>Date Received:</b>	07/12/11
<b>Matrix:</b>	SO - Soil	<b>Percent Solids:</b>	n/a <sup>a</sup>
<b>Method:</b>	SW846 8260B	<b>Project:</b> Romic Soil Investigation(Romic EPA) - 2081 Bay Road,East Palo Alto,CA	

## VOA 8260 List

CAS No.	Compound	Result	RL	MDL	Units	Q
156-60-5	trans-1,2-Dichloroethylene	ND	4.1	1.2	ug/kg	
10061-02-6	trans-1,3-Dichloropropene	ND	4.1	1.2	ug/kg	
100-41-4	Ethylbenzene	ND	4.1	1.2	ug/kg	
637-92-3	Ethyl tert-Butyl Ether	ND	4.1	1.2	ug/kg	
591-78-6	2-Hexanone	ND	33	4.1	ug/kg	
87-68-3	Hexachlorobutadiene	ND	4.1	0.83	ug/kg	
98-82-8	Isopropylbenzene	ND	4.1	1.2	ug/kg	
99-87-6	p-Isopropyltoluene	ND	4.1	1.2	ug/kg	
108-10-1	4-Methyl-2-pentanone	ND	33	12	ug/kg	
74-83-9	Methyl bromide	ND	4.1	2.1	ug/kg	
74-87-3	Methyl chloride	ND	4.1	1.2	ug/kg	
74-95-3	Methylene bromide	ND	4.1	2.1	ug/kg	
75-09-2	Methylene chloride	ND	21	13	ug/kg	
78-93-3	Methyl ethyl ketone	ND	33	9.9	ug/kg	
1634-04-4	Methyl Tert Butyl Ether	ND	4.1	0.83	ug/kg	
91-20-3	Naphthalene	ND	4.1	1.2	ug/kg	
103-65-1	n-Propylbenzene	ND	4.1	1.2	ug/kg	
100-42-5	Styrene	ND	4.1	0.83	ug/kg	
994-05-8	Tert-Amyl Methyl Ether	ND	4.1	0.99	ug/kg	
75-65-0	Tert Butyl Alcohol	ND	33	8.3	ug/kg	
630-20-6	1,1,1,2-Tetrachloroethane	ND	4.1	0.83	ug/kg	
71-55-6	1,1,1-Trichloroethane	ND	4.1	1.2	ug/kg	
79-34-5	1,1,2,2-Tetrachloroethane	ND	4.1	0.83	ug/kg	
79-00-5	1,1,2-Trichloroethane	ND	4.1	0.83	ug/kg	
87-61-6	1,2,3-Trichlorobenzene	ND	4.1	1.2	ug/kg	
96-18-4	1,2,3-Trichloropropane	ND	4.1	1.2	ug/kg	
120-82-1	1,2,4-Trichlorobenzene	ND	4.1	1.2	ug/kg	
95-63-6	1,2,4-Trimethylbenzene	ND	4.1	1.2	ug/kg	
108-67-8	1,3,5-Trimethylbenzene	ND	4.1	1.2	ug/kg	
127-18-4	Tetrachloroethylene	ND	4.1	2.9	ug/kg	
108-88-3	Toluene	ND	4.1	1.2	ug/kg	
79-01-6	Trichloroethylene	ND	4.1	0.83	ug/kg	
75-69-4	Trichlorofluoromethane	ND	4.1	0.99	ug/kg	
75-01-4	Vinyl chloride	ND	4.1	2.1	ug/kg	
1330-20-7	Xylene (total)	ND	8.3	3.3	ug/kg	

CAS No.	Surrogate Recoveries	Run# 1	Run# 2	Limits
1868-53-7	Dibromofluoromethane	109%		60-130%
2037-26-5	Toluene-D8	98%		60-130%

ND = Not detected MDL - Method Detection Limit

RL = Reporting Limit

E = Indicates value exceeds calibration range

J = Indicates an estimated value

B = Indicates analyte found in associated method blank

N = Indicates presumptive evidence of a compound



## Report of Analysis

<b>Client Sample ID:</b>	AA17-6.5	
<b>Lab Sample ID:</b>	C16941-32	<b>Date Sampled:</b> 07/11/11
<b>Matrix:</b>	SO - Soil	<b>Date Received:</b> 07/12/11
<b>Method:</b>	SW846 8260B	<b>Percent Solids:</b> n/a <sup>a</sup>
<b>Project:</b>	Romic Soil Investigation(Romic EPA) - 2081 Bay Road, East Palo Alto, CA	

**VOA 8260 List**

CAS No.	Surrogate Recoveries	Run# 1	Run# 2	Limits
460-00-4	4-Bromofluorobenzene	109%		60-130%

(a) All results reported on wet weight basis.

ND = Not detected      MDL - Method Detection Limit  
 RL = Reporting Limit  
 E = Indicates value exceeds calibration range

J = Indicates an estimated value  
 B = Indicates analyte found in associated method blank  
 N = Indicates presumptive evidence of a compound

## Report of Analysis

Page 1 of 1

<b>Client Sample ID:</b>	AA17-6.5	<b>Date Sampled:</b>	07/11/11
<b>Lab Sample ID:</b>	C16941-32	<b>Date Received:</b>	07/12/11
<b>Matrix:</b>	SO - Soil	<b>Percent Solids:</b>	n/a <sup>a</sup>
<b>Method:</b>	SW846 8015B	<b>Project:</b> Romic Soil Investigation(Romic EPA) - 2081 Bay Road, East Palo Alto, CA	

	File ID	DF	Analyzed	By	Prep Date	Prep Batch	Analytical Batch
Run #1	JK21079.D	1	07/20/11	TT	n/a	n/a	GJK873
Run #2							

	Initial Weight
Run #1	5.15 g
Run #2	

## TPH Volatiles

CAS No.	Compound	Result	RL	MDL	Units	Q
	TPH-GRO (C6-C10)	ND	0.097	0.049	mg/kg	

CAS No.	Surrogate Recoveries	Run# 1	Run# 2	Limits
98-08-8	aaa-Trifluorotoluene	93%		60-157%

(a) All results reported on wet weight basis.

ND = Not detected      MDL - Method Detection Limit  
 RL = Reporting Limit  
 E = Indicates value exceeds calibration range

J = Indicates an estimated value  
 B = Indicates analyte found in associated method blank  
 N = Indicates presumptive evidence of a compound

## Report of Analysis

<b>Client Sample ID:</b>	AA17-6.5	<b>Date Sampled:</b>	07/11/11
<b>Lab Sample ID:</b>	C16941-32	<b>Date Received:</b>	07/12/11
<b>Matrix:</b>	SO - Soil	<b>Percent Solids:</b>	n/a <sup>a</sup>
<b>Method:</b>	SW846 8015B M SW846 3545A	<b>Project:</b> Romic Soil Investigation(Romic EPA) - 2081 Bay Road, East Palo Alto, CA	

	File ID	DF	Analyzed	By	Prep Date	Prep Batch	Analytical Batch
Run #1	GG26818.D	1	07/17/11	JH	07/15/11	OP4234	GGG723
Run #2							

	Initial Weight	Final Volume
Run #1	10.0 g	1.0 ml
Run #2		

## TPH Extractable w/ Silica Gel Cleanup

CAS No.	Compound	Result	RL	MDL	Units	Q
	TPH (C10-C28)	6.11	10	5.0	mg/kg	J
	TPH (> C28-C40)	ND	20	10	mg/kg	

CAS No.	Surrogate Recoveries	Run# 1	Run# 2	Limits
630-01-3	Hexacosane	54%		45-140%

(a) All results reported on wet weight basis.

ND = Not detected      MDL - Method Detection Limit  
 RL = Reporting Limit  
 E = Indicates value exceeds calibration range

J = Indicates an estimated value  
 B = Indicates analyte found in associated method blank  
 N = Indicates presumptive evidence of a compound

**Report of Analysis**

Page 1 of 1

<b>Client Sample ID:</b> AA17-6.5	<b>Date Sampled:</b> 07/11/11
<b>Lab Sample ID:</b> C16941-32	<b>Date Received:</b> 07/12/11
<b>Matrix:</b> SO - Soil	<b>Percent Solids:</b> n/a <sup>a</sup>
<b>Project:</b> Romic Soil Investigation(Romic EPA) - 2081 Bay Road, East Palo Alto, CA	

**Metals Analysis**

Analyte	Result	RL	Units	DF	Prep	Analyzed By	Method	Prep Method
Cadmium	< 0.91	0.91	mg/kg	1	07/14/11	07/15/11 DQ	SW846 6010B <sup>1</sup>	SW846 3050B <sup>2</sup>
Chromium	38.5	0.91	mg/kg	1	07/14/11	07/15/11 DQ	SW846 6010B <sup>1</sup>	SW846 3050B <sup>2</sup>
Lead	5.0	1.8	mg/kg	1	07/14/11	07/15/11 DQ	SW846 6010B <sup>1</sup>	SW846 3050B <sup>2</sup>

(1) Instrument QC Batch: MA1981

(2) Prep QC Batch: MP3700

(a) All results reported on wet weight basis.

RL = Reporting Limit

## Misc. Forms

---

### Custody Documents and Other Forms

---

Includes the following where applicable:

- Chain of Custody

FED-EX Tracking #	Bottle Order Control #
Accutest Quote #	Accutest NC Job #: C16941
IRISECA03779	
Requested Analysis	
Matrix Codes	
WW- Wastewater GW- Ground Water SW- Surface Water SO- Soil OI- Oil WP- Wipe LIQ- Non-aqueous Liquid AIR DW- Drinking Water (Perchlorate Only)	
LAB USE ONLY	
VOCs (8260) CHL 17 Herbicides (6010/7220) Ph, Cd, Cr (6010 B) TPH-g, d, m, p (8015) SVOCs (8270) Pesticides (8081A) PCBs (8082)	

Client / Reporting Information		Project Information	
Company Name: Iris Environmental		Project Name: ROMIC EPA	
Address: 1438 Webster St Ste 302		Street: 2081 Bay Rd	
City: Oakland CA	State: CA	City: East Palo Alto	State: CA
Zip: 94612			
Project Contact: Chris Algee		Project #: 07-555C	
Phone #: 510-834-4747		EMAIL: calgee@irisenv.com	
Samplers Name: A. Behrens		Client Purchase Order #	
Accutest Sample ID	Collection		Number of preserved Bottles
	Sample ID / Field Point / Point of Collection	Date Time	
-1	Y5-1.5	7/11/11 1005	1
-2	Y5-4.0	1020	4
-3	Y5-7.0	1030	4
-4	B65-1.0	1100	1
-5	B65-3.5	1110	4
-6	B65-6.5	1118	4
-7	Y2-1.0	1130	1
-8	Y2-3.5	1135	4
-9	Y2-6.5	1145	4

Turnaround Time (Business days)	Approved By/Date:	Data Deliverable Information
<input type="checkbox"/> Standard TAT 15 Business Days <input type="checkbox"/> 10 Day (Workload dependent) <input checked="" type="checkbox"/> 5 Day (Workload dependent) <input type="checkbox"/> 3 Day (125% markup) <input type="checkbox"/> 2 Day (150% markup) <input type="checkbox"/> 1 Day (200% markup) <input type="checkbox"/> Same Day (300% markup)		<input type="checkbox"/> Commercial "A" - Results only <input checked="" type="checkbox"/> Commercial "B" - Results with QC summaries <input type="checkbox"/> Commercial "B*" - Results, QC, and chromatograms <input type="checkbox"/> FULT1 - Level 4 data package <input type="checkbox"/> EDF for Geotracker <input checked="" type="checkbox"/> EDD Format Provide EDF Global ID: Provide EDF Logcode:

Emergency T/A data available VIA Lablink

Sample Custody must be documented below each time samples change possession, including courier delivery.

Relinquished by: [Signature]	Date Time: 7/12/11 0900	Received By: [Signature]	Date Time: 0950	Received By: [Signature]
Relinquished by:	Date Time:	Received By:	Date Time:	Received By:
Relinquished by:	Date Time:	Received By:	Date Time:	Received By:
Relinquished by:	Date Time:	Received By:	Date Time:	Received By:

Custody Seal # \_\_\_\_\_ Appropriate Bottle / Pres  Y/N  
 Labels match Coc  Y/N Headspace Y/N N/A On Ice  Y/N Cooler Temp. 4.4°C

31  
3



**CHAIN OF CUSTODY**  
 2105 Lundy Ave, San Jose, CA 95131  
 (408) 588-0200 FAX: (408) 588-0201

2 of 4

FED-EX Tracking #		Bottle Order Control #	
Accutest Quote #		Accutest NC Job #: C16941	
Client / Reporting Information		Project Information	
Company Name: IRIS ENVIRONMENTAL		Project Name: ROMIC EPA	
Address: 1938 Webster St Ste 302		Street: 2081 Bay Rd	
City: Oakland CA 94612		City: East Palo Alto CA	
Project Contact: Chris Alger		Project #: 07-555C	
Phone #: 510.834.4747		EMAIL: calger@irisenv.com	
Samplers' Name: A. Behrens, S. Mack		Client Purchase Order #	
Accutest Sample ID		Collection	
Sample ID / Field Point / Point of Collection		Date Time	
Sampled by		Matrix	
# of bottles		Number of preserved Bottles	
		<input type="checkbox"/> VCI <input type="checkbox"/> HCHO <input type="checkbox"/> HNO3 <input type="checkbox"/> H2SO4 <input type="checkbox"/> NONE <input type="checkbox"/> NH3OH <input type="checkbox"/> MESH <input type="checkbox"/> HNO3RE	
-10 Bb2-1.5		7/11/11 1200	
-11 Bb2-4.0		1210	
-12 Bb2-7.0		1224	
-13 Y3-1.0		1235	
-14 Y3-3.5		1245	
-15 Y3-6.5		1250	
-16 V2-1.1		1300	
-17 V2-3.6		1300	
-18 V2-6.6		1315	
Turnaround Time (Business days)		Data Deliverable Information	
<input type="checkbox"/> Standard TAT 15 Business Days <input type="checkbox"/> 10 Day (Workload dependent) <input checked="" type="checkbox"/> 5 Day (Workload dependent) <input type="checkbox"/> 3 Day (125% markup) <input type="checkbox"/> 2 Day (150% markup) <input type="checkbox"/> 1 Day (200% markup) <input type="checkbox"/> Same Day (300% markup)		<input type="checkbox"/> Commercial "A" - Results only <input checked="" type="checkbox"/> Commercial "B" - Results with QC summaries <input type="checkbox"/> Commercial "B+" - Results, QC, and chromatograms <input type="checkbox"/> FULT1 - Level 4 data package <input type="checkbox"/> EDF for Geotracker <input checked="" type="checkbox"/> EDD Format Provide EDF Global ID: _____ Provide EDF Logcode: _____	
Approved By/ Date:		Comments / Remarks	
		silica gel cleanup <input checked="" type="checkbox"/> run for CAM 17 → HOLD for possible Hg (1631)	
Emergency T/A data available VIA Lablink			
Sample Custody must be documented below each time samples change possession, including courier delivery.			
Relinquished by: [Signature]	Date Time: 7/12/11	Received By: [Signature]	Date Time: 0750
Relinquished by:	Date Time:	Received By:	Date Time: 7-12-11
Relinquished by:	Date Time:	Received By:	Date Time:
Relinquished by:	Date Time:	Received By:	Date Time:
Relinquished by:	Date Time:	Received By:	Date Time:
Relinquished by:	Date Time:	Received By:	Date Time:
Custody Bag #	Appropriate Bottle / Pres. Y / N	Headspace Y / N	On Ice Y / N
	Labels match Coc? Y / N	Separate Receiving Check List used: Y / N	Cooler Temp. _____ °C

**C16941: Chain of Custody**  
 Page 2 of 5



# CHAIN OF CUSTODY

2105 Lundy Ave, San Jose, CA 95131  
 (408) 588-0200 FAX: (408) 588-0201

3 of 4

FED-EX Tracking #		Bottle Order Control #	
Accutest Quote #		Accutest NC Job #: C16941	
Client / Reporting Information			
Company Name: IRIS ENV		Project Name: ROMIC EPA	
Address: 1438 Webster St Ste 302		Street: 2001 Bay Rd	
City: Oakland CA State: CA Zip: 94612		City: East Palo Alto CA State: CA	
Project Contact: Chris Alger		Project #: 07555C	
Phone #: 510.839.4747		EMAIL: calger@irisenv.com	
Sampler's Name: A. Behrens / S. Mack		Client Purchase Order #	
Requested Analysis			
VICS (B260) CAM 17 Metals (Lab 700) Pb, Cd, Cr (Lab 108) TPH-g, d, m, o (B015) SVOCs (B270) Pesticides (B081A) PCBs (B082)			
Matrix Codes			
WW- Wastewater GW- Ground Water SW- Surface Water SO- Soil OI- Oil WP- Wipe LIQ - Non-aqueous Liquid AIR DW- Drinking Water (Perchlorate Only)			
LAB USE ONLY			
Turnaround Time (Business days)		Data Deliverable Information	
<input type="checkbox"/> Standard TAT 15 Business Days <input type="checkbox"/> 10 Day (Workload dependent) <input checked="" type="checkbox"/> 5 Day (Workload dependent) <input type="checkbox"/> 3 Day (125% markup) <input type="checkbox"/> 2 Day (150% markup) <input type="checkbox"/> 1 Day (200% markup) <input type="checkbox"/> Same Day (300% markup)		<input type="checkbox"/> Commercial "A" - Results only <input checked="" type="checkbox"/> Commercial "B" - Results with QC summaries <input type="checkbox"/> Commercial "B*" - Results, QC, and chromatograms <input type="checkbox"/> FULT1 - Level 4 data package <input type="checkbox"/> EDF for Geotracker <input checked="" type="checkbox"/> EDD Format Provide EDF Global ID _____ Provide EDF Logcode: _____	
Approved By/ Date: _____		Comments / Remarks	
		silica gel cleanup ⓧ Run for CAM 17 → HOLD for possible Hg (Lab 31)	
Emergency T/A data available VIA Lablink			
Sample Custody must be documented below each time samples change possession, including courier delivery.			
Relinquished by Sampler: 1	Date Time: 7/12/11 0900	Received By: [Signature]	Date Time: 7-12-11
Relinquished by: 3	Date Time:	Received By: [Signature]	Date Time:
Relinquished by: 5	Date Time:	Received By: 5	Date Time:
Custody Seal #		Appropriate Bottle / Pres. Y / N	Headspace Y / N
		Labels match Coc? Y / N	Separate Receiving Check List used: Y / N

Accutest Sample ID	Sample ID / Field Point / Point of Collection	Date	Time	Sampled by	Matrix	# of bottles	Number of preserved Bottles																		
							SI	CI	NO3	NO2	NO	ASCL	AMSC	MECH	ENCORE	OTHER	OTHER	OTHER							
-19	Bb 8 - 2.7	7/11/11	1330	AB/SM	SOIL	4										X	ⓧ								
-20	Bb 8 - 5.0		1345			4										X		X	X						
-21	Bb 8 - 7.5		1345			4										X		X	X						
-22	Bb 11 - 1.5		1410			4										X	ⓧ		X	X	X				
-23	Bb 11 - 4.0		1420			4										X		X	X						
-24	Bb 11 - 7.0		1430			4										X		X	X						
-25	Aa 12 - 1.0		1430			1												X	X						
-26	Aa 12 - 3.5		1455			4										X		X	X						
-27	Aa 12 - 6.5		1500			4										X		X	X						

C16941: Chain of Custody

Page 3 of 5





**CHAIN OF CUSTODY**

2105 Lundy Ave, San Jose, CA 95131  
(408) 588-0200 FAX: (408) 588-0201

4 of 4

FED-EX Tracking #	Sample Order Control #
Accutest Quote #	Accutest NC Job #: C <b>C16941</b>
Requested Analysis	
Matrix Codes	
WW- Wastewater GW- Ground Water SW- Surface Water SO- Soil OI-OI WP- Wipe LIO - Non-aqueous Liquid AIR DW- Drinking Water (Perchlorate Only)	
LAB USE ONLY	

*VOCs (8260)  
 CAM 17 Metals (lead/iron)  
 Pb, Cd, Cr (lead/B)  
 TPH-g, d, m, p (B015)  
 SVOCs (8270)  
 Pesticides (B081A)  
 PCBs (B082)*

Client / Reporting Information			Project Information																	
Company Name: <b>IRIS ENV</b>			Project Name: <b>ROMIC EPA</b>																	
Address: <b>1438 Webster St Ste 302</b>			Street: <b>2081 Bay Rd</b>																	
City: <b>Oakland CA</b>	State: <b>CA</b>	Zip: <b>94612</b>	City: <b>East Palo Alto CA</b>	State: <b>CA</b>																
Project Contact: <b>Chris Alger</b>			Project #: <b>07-555C</b>																	
Phone #: <b>510-834-4747</b>			EMAIL: <b>calger@irisenv.com</b>																	
Sampler's Name: <b>A. Behrens &amp; S. Mack</b>			Client Purchase Order #																	
Accutest Sample ID	Sample ID / Field Point / Point of Collection	Date	Time	Sampled by	Matrix	# of bottles	Number of preserved Bottles													
							PC	VOC	SVOC	PCB	NOPE	ANISDA	MEHQ	ENCORE	ASPH	PHNO	PHSO	NOPE	ANISDA	
-28	Y14-1.0	7/11/11	1525	AS/SM	soil	1														
-29	Y14-3.5		1530			4	X													
-30	Y14-6.5		1540			4	X													
-31	Aa 17-4.0		1610			4	X		X				X	X	X					
-32	Aa 17-6.5		1620			4	X		X				X	X						

Turnaround Time (Business days)		Data Deliverable Information		Comments / Remarks	
<input type="checkbox"/> Standard TAT 15 Business Days	Approved By / Date:	<input type="checkbox"/> Commercial "A" - Results only	silica gel cleanup Run for CAM 17 → HOLD for possible Hg (Hezi)		
<input type="checkbox"/> 10 Day (Workload dependent)		<input type="checkbox"/> Commercial "B" - Results with QC summaries			
<input checked="" type="checkbox"/> 5 Day (Workload dependent)		<input type="checkbox"/> Commercial "B*" - Results, QC, and chromatograms			
<input type="checkbox"/> 3 Day (125% markup)		<input type="checkbox"/> FULL1 - Level 4 data package			
<input type="checkbox"/> 2 Day (150% markup)		<input checked="" type="checkbox"/> EDF for Geotracker <input checked="" type="checkbox"/> EDD Format			
<input type="checkbox"/> 1 Day (200% markup)		<input checked="" type="checkbox"/> Provide EDF Global ID			
<input type="checkbox"/> Same Day (300% markup)		<input checked="" type="checkbox"/> Provide EDF Logcode:			

Emergency T/A data available VIA Lablink

Sample Custody must be documented below each time samples change possession, including courier delivery.

1	Relinquished by: <b>AS/MB</b>	Date Time: <b>7/12/11</b>	Received By: <b>AS</b>	Date Time: <b>07-12-11</b>	Received By: <b>AS</b>
2	Relinquished by:	Date Time:	Received By:	Date Time:	Received By:
3	Relinquished by:	Date Time:	Received By:	Date Time:	Received By:
4	Relinquished by:	Date Time:	Received By:	Date Time:	Received By:
5	Relinquished by:	Date Time:	Received By:	Date Time:	Received By:

Custody Seal # \_\_\_\_\_ Appropriate Bottle / Pres. Y / N \_\_\_\_\_ Headspace Y / N \_\_\_\_\_ On Ice Y / N \_\_\_\_\_ Cooler Temp. \_\_\_\_\_  
 Labels match Cooc? Y / N \_\_\_\_\_ Separate Receiving Check List used: Y / N \_\_\_\_\_

31  
3

**C16941: Chain of Custody**  
**Page 4 of 5**



## GC/MS Volatiles

---

### QC Data Summaries

---

Includes the following where applicable:

- Method Blank Summaries
- Blank Spike Summaries
- Matrix Spike and Duplicate Summaries

## Method Blank Summary

**Job Number:** C16941**Account:** IRISECAO Iris Environmental**Project:** Romic Soil Investigation(Romic EPA) - 2081 Bay Road,East Palo Alto,CA

Sample	File ID	DF	Analyzed	By	Prep Date	Prep Batch	Analytical Batch
VM821-MB	M25742.D	1	07/20/11	TN	n/a	n/a	VM821

**The QC reported here applies to the following samples:****Method:** SW846 8260B

C16941-2, C16941-3, C16941-5, C16941-6, C16941-8, C16941-9, C16941-10, C16941-11, C16941-12, C16941-13, C16941-14, C16941-15, C16941-17, C16941-18, C16941-19, C16941-20, C16941-21, C16941-22, C16941-29

CAS No.	Compound	Result	RL	MDL	Units	Q
67-64-1	Acetone	ND	100	20	ug/kg	
71-43-2	Benzene	ND	5.0	1.5	ug/kg	
108-86-1	Bromobenzene	ND	5.0	1.5	ug/kg	
74-97-5	Bromochloromethane	ND	5.0	1.5	ug/kg	
75-27-4	Bromodichloromethane	ND	5.0	1.0	ug/kg	
75-25-2	Bromoform	ND	5.0	1.0	ug/kg	
104-51-8	n-Butylbenzene	ND	5.0	1.5	ug/kg	
135-98-8	sec-Butylbenzene	ND	5.0	1.5	ug/kg	
98-06-6	tert-Butylbenzene	ND	5.0	1.5	ug/kg	
108-90-7	Chlorobenzene	ND	5.0	1.5	ug/kg	
75-00-3	Chloroethane	ND	5.0	1.5	ug/kg	
67-66-3	Chloroform	ND	5.0	1.5	ug/kg	
95-49-8	o-Chlorotoluene	ND	5.0	1.5	ug/kg	
106-43-4	p-Chlorotoluene	ND	5.0	1.5	ug/kg	
56-23-5	Carbon tetrachloride	ND	5.0	1.0	ug/kg	
75-34-3	1,1-Dichloroethane	ND	5.0	1.0	ug/kg	
75-35-4	1,1-Dichloroethylene	ND	5.0	1.5	ug/kg	
563-58-6	1,1-Dichloropropene	ND	5.0	1.5	ug/kg	
96-12-8	1,2-Dibromo-3-chloropropane	ND	5.0	1.0	ug/kg	
106-93-4	1,2-Dibromoethane	ND	5.0	1.0	ug/kg	
107-06-2	1,2-Dichloroethane	ND	5.0	1.5	ug/kg	
78-87-5	1,2-Dichloropropane	ND	5.0	1.5	ug/kg	
142-28-9	1,3-Dichloropropane	ND	5.0	1.5	ug/kg	
108-20-3	Di-Isopropyl ether	ND	5.0	1.5	ug/kg	
594-20-7	2,2-Dichloropropane	ND	5.0	1.5	ug/kg	
124-48-1	Dibromochloromethane	ND	5.0	1.0	ug/kg	
75-71-8	Dichlorodifluoromethane	ND	5.0	1.0	ug/kg	
156-59-2	cis-1,2-Dichloroethylene	ND	5.0	1.5	ug/kg	
10061-01-5	cis-1,3-Dichloropropene	ND	5.0	1.5	ug/kg	
541-73-1	m-Dichlorobenzene	ND	5.0	1.5	ug/kg	
95-50-1	o-Dichlorobenzene	ND	5.0	1.5	ug/kg	
106-46-7	p-Dichlorobenzene	ND	5.0	1.5	ug/kg	
156-60-5	trans-1,2-Dichloroethylene	ND	5.0	1.5	ug/kg	
10061-02-6	trans-1,3-Dichloropropene	ND	5.0	1.5	ug/kg	
100-41-4	Ethylbenzene	ND	5.0	1.5	ug/kg	
637-92-3	Ethyl tert-Butyl Ether	ND	5.0	1.5	ug/kg	

# Method Blank Summary

**Job Number:** C16941  
**Account:** IRISECAO Iris Environmental  
**Project:** Romic Soil Investigation(Romic EPA) - 2081 Bay Road,East Palo Alto,CA

Sample	File ID	DF	Analyzed	By	Prep Date	Prep Batch	Analytical Batch
VM821-MB	M25742.D	1	07/20/11	TN	n/a	n/a	VM821

**The QC reported here applies to the following samples:** **Method:** SW846 8260B

C16941-2, C16941-3, C16941-5, C16941-6, C16941-8, C16941-9, C16941-10, C16941-11, C16941-12, C16941-13, C16941-14, C16941-15, C16941-17, C16941-18, C16941-19, C16941-20, C16941-21, C16941-22, C16941-29

CAS No.	Compound	Result	RL	MDL	Units	Q
591-78-6	2-Hexanone	ND	40	5.0	ug/kg	
87-68-3	Hexachlorobutadiene	ND	5.0	1.0	ug/kg	
98-82-8	Isopropylbenzene	ND	5.0	1.5	ug/kg	
99-87-6	p-Isopropyltoluene	ND	5.0	1.5	ug/kg	
108-10-1	4-Methyl-2-pentanone	ND	40	15	ug/kg	
74-83-9	Methyl bromide	ND	5.0	2.5	ug/kg	
74-87-3	Methyl chloride	ND	5.0	1.5	ug/kg	
74-95-3	Methylene bromide	ND	5.0	2.5	ug/kg	
75-09-2	Methylene chloride	ND	25	16	ug/kg	
78-93-3	Methyl ethyl ketone	ND	40	12	ug/kg	
1634-04-4	Methyl Tert Butyl Ether	ND	5.0	1.0	ug/kg	
91-20-3	Naphthalene	ND	5.0	1.5	ug/kg	
103-65-1	n-Propylbenzene	ND	5.0	1.5	ug/kg	
100-42-5	Styrene	ND	5.0	1.0	ug/kg	
994-05-8	Tert-Amyl Methyl Ether	ND	5.0	1.2	ug/kg	
75-65-0	Tert Butyl Alcohol	ND	40	10	ug/kg	
630-20-6	1,1,1,2-Tetrachloroethane	ND	5.0	1.0	ug/kg	
71-55-6	1,1,1-Trichloroethane	ND	5.0	1.5	ug/kg	
79-34-5	1,1,2,2-Tetrachloroethane	ND	5.0	1.0	ug/kg	
79-00-5	1,1,2-Trichloroethane	ND	5.0	1.0	ug/kg	
87-61-6	1,2,3-Trichlorobenzene	ND	5.0	1.5	ug/kg	
96-18-4	1,2,3-Trichloropropane	ND	5.0	1.5	ug/kg	
120-82-1	1,2,4-Trichlorobenzene	ND	5.0	1.5	ug/kg	
95-63-6	1,2,4-Trimethylbenzene	ND	5.0	1.5	ug/kg	
108-67-8	1,3,5-Trimethylbenzene	ND	5.0	1.5	ug/kg	
127-18-4	Tetrachloroethylene	ND	5.0	3.5	ug/kg	
108-88-3	Toluene	ND	5.0	1.5	ug/kg	
79-01-6	Trichloroethylene	ND	5.0	1.0	ug/kg	
75-69-4	Trichlorofluoromethane	ND	5.0	1.2	ug/kg	
75-01-4	Vinyl chloride	ND	5.0	2.5	ug/kg	
1330-20-7	Xylene (total)	ND	10	4.0	ug/kg	

CAS No.	Surrogate Recoveries	Limits
1868-53-7	Dibromofluoromethane	95% 60-130%

## Method Blank Summary

**Job Number:** C16941

**Account:** IRISECAO Iris Environmental

**Project:** Romic Soil Investigation(Romic EPA) - 2081 Bay Road,East Palo Alto,CA

Sample	File ID	DF	Analyzed	By	Prep Date	Prep Batch	Analytical Batch
VM821-MB	M25742.D	1	07/20/11	TN	n/a	n/a	VM821

The QC reported here applies to the following samples:

Method: SW846 8260B

C16941-2, C16941-3, C16941-5, C16941-6, C16941-8, C16941-9, C16941-10, C16941-11, C16941-12, C16941-13, C16941-14, C16941-15, C16941-17, C16941-18, C16941-19, C16941-20, C16941-21, C16941-22, C16941-29

CAS No.	Surrogate Recoveries	Limits
2037-26-5	Toluene-D8	100% 60-130%
460-00-4	4-Bromofluorobenzene	103% 60-130%

4.1.1  
4

## Method Blank Summary

**Job Number:** C16941**Account:** IRISECAO Iris Environmental**Project:** Romic Soil Investigation(Romic EPA) - 2081 Bay Road,East Palo Alto,CA

Sample	File ID	DF	Analyzed	By	Prep Date	Prep Batch	Analytical Batch
VM822-MB	M25779.D	1	07/21/11	TN	n/a	n/a	VM822

**The QC reported here applies to the following samples:****Method:** SW846 8260B

C16941-23, C16941-24, C16941-26, C16941-27, C16941-30, C16941-31, C16941-32, C16941-10A

CAS No.	Compound	Result	RL	MDL	Units	Q
67-64-1	Acetone	ND	100	20	ug/kg	
71-43-2	Benzene	ND	5.0	1.5	ug/kg	
108-86-1	Bromobenzene	ND	5.0	1.5	ug/kg	
74-97-5	Bromochloromethane	ND	5.0	1.5	ug/kg	
75-27-4	Bromodichloromethane	ND	5.0	1.0	ug/kg	
75-25-2	Bromoform	ND	5.0	1.0	ug/kg	
104-51-8	n-Butylbenzene	ND	5.0	1.5	ug/kg	
135-98-8	sec-Butylbenzene	ND	5.0	1.5	ug/kg	
98-06-6	tert-Butylbenzene	ND	5.0	1.5	ug/kg	
108-90-7	Chlorobenzene	ND	5.0	1.5	ug/kg	
75-00-3	Chloroethane	ND	5.0	1.5	ug/kg	
67-66-3	Chloroform	ND	5.0	1.5	ug/kg	
95-49-8	o-Chlorotoluene	ND	5.0	1.5	ug/kg	
106-43-4	p-Chlorotoluene	ND	5.0	1.5	ug/kg	
56-23-5	Carbon tetrachloride	ND	5.0	1.0	ug/kg	
75-34-3	1,1-Dichloroethane	ND	5.0	1.0	ug/kg	
75-35-4	1,1-Dichloroethylene	ND	5.0	1.5	ug/kg	
563-58-6	1,1-Dichloropropene	ND	5.0	1.5	ug/kg	
96-12-8	1,2-Dibromo-3-chloropropane	ND	5.0	1.0	ug/kg	
106-93-4	1,2-Dibromoethane	ND	5.0	1.0	ug/kg	
107-06-2	1,2-Dichloroethane	ND	5.0	1.5	ug/kg	
78-87-5	1,2-Dichloropropane	ND	5.0	1.5	ug/kg	
142-28-9	1,3-Dichloropropane	ND	5.0	1.5	ug/kg	
108-20-3	Di-Isopropyl ether	ND	5.0	1.5	ug/kg	
594-20-7	2,2-Dichloropropane	ND	5.0	1.5	ug/kg	
124-48-1	Dibromochloromethane	ND	5.0	1.0	ug/kg	
75-71-8	Dichlorodifluoromethane	ND	5.0	1.0	ug/kg	
156-59-2	cis-1,2-Dichloroethylene	ND	5.0	1.5	ug/kg	
10061-01-5	cis-1,3-Dichloropropene	ND	5.0	1.5	ug/kg	
541-73-1	m-Dichlorobenzene	ND	5.0	1.5	ug/kg	
95-50-1	o-Dichlorobenzene	ND	5.0	1.5	ug/kg	
106-46-7	p-Dichlorobenzene	ND	5.0	1.5	ug/kg	
156-60-5	trans-1,2-Dichloroethylene	ND	5.0	1.5	ug/kg	
10061-02-6	trans-1,3-Dichloropropene	ND	5.0	1.5	ug/kg	
100-41-4	Ethylbenzene	ND	5.0	1.5	ug/kg	
637-92-3	Ethyl tert-Butyl Ether	ND	5.0	1.5	ug/kg	

## Method Blank Summary

**Job Number:** C16941  
**Account:** IRISECAO Iris Environmental  
**Project:** Romic Soil Investigation(Romic EPA) - 2081 Bay Road,East Palo Alto,CA

Sample	File ID	DF	Analyzed	By	Prep Date	Prep Batch	Analytical Batch
VM822-MB	M25779.D	1	07/21/11	TN	n/a	n/a	VM822

**The QC reported here applies to the following samples:** **Method:** SW846 8260B

C16941-23, C16941-24, C16941-26, C16941-27, C16941-30, C16941-31, C16941-32, C16941-10A

CAS No.	Compound	Result	RL	MDL	Units	Q
591-78-6	2-Hexanone	ND	40	5.0	ug/kg	
87-68-3	Hexachlorobutadiene	ND	5.0	1.0	ug/kg	
98-82-8	Isopropylbenzene	ND	5.0	1.5	ug/kg	
99-87-6	p-Isopropyltoluene	ND	5.0	1.5	ug/kg	
108-10-1	4-Methyl-2-pentanone	ND	40	15	ug/kg	
74-83-9	Methyl bromide	ND	5.0	2.5	ug/kg	
74-87-3	Methyl chloride	ND	5.0	1.5	ug/kg	
74-95-3	Methylene bromide	ND	5.0	2.5	ug/kg	
75-09-2	Methylene chloride	ND	25	16	ug/kg	
78-93-3	Methyl ethyl ketone	ND	40	12	ug/kg	
1634-04-4	Methyl Tert Butyl Ether	ND	5.0	1.0	ug/kg	
91-20-3	Naphthalene	ND	5.0	1.5	ug/kg	
103-65-1	n-Propylbenzene	ND	5.0	1.5	ug/kg	
100-42-5	Styrene	ND	5.0	1.0	ug/kg	
994-05-8	Tert-Amyl Methyl Ether	ND	5.0	1.2	ug/kg	
75-65-0	Tert Butyl Alcohol	ND	40	10	ug/kg	
630-20-6	1,1,1,2-Tetrachloroethane	ND	5.0	1.0	ug/kg	
71-55-6	1,1,1-Trichloroethane	ND	5.0	1.5	ug/kg	
79-34-5	1,1,2,2-Tetrachloroethane	ND	5.0	1.0	ug/kg	
79-00-5	1,1,2-Trichloroethane	ND	5.0	1.0	ug/kg	
87-61-6	1,2,3-Trichlorobenzene	ND	5.0	1.5	ug/kg	
96-18-4	1,2,3-Trichloropropane	ND	5.0	1.5	ug/kg	
120-82-1	1,2,4-Trichlorobenzene	ND	5.0	1.5	ug/kg	
95-63-6	1,2,4-Trimethylbenzene	ND	5.0	1.5	ug/kg	
108-67-8	1,3,5-Trimethylbenzene	ND	5.0	1.5	ug/kg	
127-18-4	Tetrachloroethylene	ND	5.0	3.5	ug/kg	
108-88-3	Toluene	ND	5.0	1.5	ug/kg	
79-01-6	Trichloroethylene	ND	5.0	1.0	ug/kg	
75-69-4	Trichlorofluoromethane	ND	5.0	1.2	ug/kg	
75-01-4	Vinyl chloride	ND	5.0	2.5	ug/kg	
1330-20-7	Xylene (total)	ND	10	4.0	ug/kg	

CAS No.	Surrogate Recoveries	Limits
1868-53-7	Dibromofluoromethane	93% 60-130%



## Method Blank Summary

**Job Number:** C16941  
**Account:** IRISECAO Iris Environmental  
**Project:** Romic Soil Investigation(Romic EPA) - 2081 Bay Road,East Palo Alto,CA

Sample	File ID	DF	Analyzed	By	Prep Date	Prep Batch	Analytical Batch
VM822-MB	M25779.D	1	07/21/11	TN	n/a	n/a	VM822

The QC reported here applies to the following samples:

Method: SW846 8260B

C16941-23, C16941-24, C16941-26, C16941-27, C16941-30, C16941-31, C16941-32, C16941-10A

CAS No.	Surrogate Recoveries	Limits
2037-26-5	Toluene-D8	97% 60-130%
460-00-4	4-Bromofluorobenzene	100% 60-130%

# Blank Spike/Blank Spike Duplicate Summary

**Job Number:** C16941

**Account:** IRISECAO Iris Environmental

**Project:** Romic Soil Investigation(Romic EPA) - 2081 Bay Road,East Palo Alto,CA

Sample	File ID	DF	Analyzed	By	Prep Date	Prep Batch	Analytical Batch
VM821-BS	M25740.D	1	07/20/11	TN	n/a	n/a	VM821
VM821-BSD	M25741.D	1	07/20/11	TN	n/a	n/a	VM821

The QC reported here applies to the following samples:

Method: SW846 8260B

C16941-2, C16941-3, C16941-5, C16941-6, C16941-8, C16941-9, C16941-10, C16941-11, C16941-12, C16941-13, C16941-14, C16941-15, C16941-17, C16941-18, C16941-19, C16941-20, C16941-21, C16941-22, C16941-29

CAS No.	Compound	Spike ug/kg	BSP ug/kg	BSP %	BSD ug/kg	BSD %	RPD	Limits Rec/RPD
67-64-1	Acetone	160	160	100	152	95	5	60-130/30
71-43-2	Benzene	40	38.6	97	38.1	95	1	60-130/30
108-86-1	Bromobenzene	40	37.7	94	36.9	92	2	60-130/30
74-97-5	Bromochloromethane	40	39.3	98	38.1	95	3	60-130/30
75-27-4	Bromodichloromethane	40	41.7	104	40.9	102	2	60-130/30
75-25-2	Bromoform	40	39.1	98	38.5	96	2	60-130/30
104-51-8	n-Butylbenzene	40	37.5	94	35.5	89	5	60-130/30
135-98-8	sec-Butylbenzene	40	37.8	95	36.1	90	5	60-130/30
98-06-6	tert-Butylbenzene	40	38.9	97	37.0	93	5	60-130/30
108-90-7	Chlorobenzene	40	36.9	92	36.1	90	2	60-130/30
75-00-3	Chloroethane	40	37.6	94	37.0	93	2	60-130/30
67-66-3	Chloroform	40	39.8	100	38.0	95	5	60-130/30
95-49-8	o-Chlorotoluene	40	35.3	88	35.5	89	1	60-130/30
106-43-4	p-Chlorotoluene	40	40.3	101	37.2	93	8	60-130/30
56-23-5	Carbon tetrachloride	40	42.5	106	40.7	102	4	60-130/30
75-34-3	1,1-Dichloroethane	40	38.9	97	37.2	93	4	60-130/30
75-35-4	1,1-Dichloroethylene	40	37.9	95	36.1	90	5	60-130/30
563-58-6	1,1-Dichloropropene	40	40.1	100	38.8	97	3	60-130/30
96-12-8	1,2-Dibromo-3-chloropropane	40	39.1	98	37.9	95	3	60-130/30
106-93-4	1,2-Dibromoethane	40	38.0	95	36.9	92	3	60-130/30
107-06-2	1,2-Dichloroethane	40	41.9	105	40.3	101	4	60-130/30
78-87-5	1,2-Dichloropropane	40	39.7	99	38.6	97	3	60-130/30
142-28-9	1,3-Dichloropropane	40	38.0	95	36.9	92	3	60-130/30
108-20-3	Di-Isopropyl ether	40	39.3	98	38.1	95	3	60-130/30
594-20-7	2,2-Dichloropropane	40	40.0	100	37.6	94	6	60-130/30
124-48-1	Dibromochloromethane	40	39.8	100	38.9	97	2	60-130/30
75-71-8	Dichlorodifluoromethane	40	32.6	82	29.9	75	9	60-130/30
156-59-2	cis-1,2-Dichloroethylene	40	37.6	94	36.2	91	4	60-130/30
10061-01-5	cis-1,3-Dichloropropene	40	40.6	102	40.1	100	1	60-130/30
541-73-1	m-Dichlorobenzene	40	37.4	94	36.0	90	4	60-130/30
95-50-1	o-Dichlorobenzene	40	37.5	94	36.7	92	2	60-130/30
106-46-7	p-Dichlorobenzene	40	37.3	93	36.5	91	2	60-130/30
156-60-5	trans-1,2-Dichloroethylene	40	37.9	95	35.9	90	5	60-130/30
10061-02-6	trans-1,3-Dichloropropene	40	38.8	97	37.2	93	4	60-130/30
100-41-4	Ethylbenzene	40	38.2	96	36.5	91	5	60-130/30
637-92-3	Ethyl tert-Butyl Ether	40	40.6	102	38.4	96	6	60-130/30

# Blank Spike/Blank Spike Duplicate Summary

**Job Number:** C16941  
**Account:** IRISECAO Iris Environmental  
**Project:** Romic Soil Investigation(Romic EPA) - 2081 Bay Road,East Palo Alto,CA

Sample	File ID	DF	Analyzed	By	Prep Date	Prep Batch	Analytical Batch
VM821-BS	M25740.D	1	07/20/11	TN	n/a	n/a	VM821
VM821-BSD	M25741.D	1	07/20/11	TN	n/a	n/a	VM821

**The QC reported here applies to the following samples:** **Method:** SW846 8260B

C16941-2, C16941-3, C16941-5, C16941-6, C16941-8, C16941-9, C16941-10, C16941-11, C16941-12, C16941-13, C16941-14, C16941-15, C16941-17, C16941-18, C16941-19, C16941-20, C16941-21, C16941-22, C16941-29

CAS No.	Compound	Spike ug/kg	BSP ug/kg	BSP %	BSD ug/kg	BSD %	RPD	Limits Rec/RPD
591-78-6	2-Hexanone	160	152	95	146	91	4	60-130/30
87-68-3	Hexachlorobutadiene	40	41.7	104	40.0	100	4	60-130/30
98-82-8	Isopropylbenzene	40	38.0	95	36.3	91	5	60-130/30
99-87-6	p-Isopropyltoluene	40	38.1	95	36.5	91	4	60-130/30
108-10-1	4-Methyl-2-pentanone	160	164	103	160	100	2	60-130/30
74-83-9	Methyl bromide	40	38.1	95	37.2	93	2	60-130/30
74-87-3	Methyl chloride	40	41.1	103	38.9	97	6	60-130/30
74-95-3	Methylene bromide	40	40.4	101	38.8	97	4	60-130/30
75-09-2	Methylene chloride	40	40.0	100	38.9	97	3	60-130/30
78-93-3	Methyl ethyl ketone	160	153	96	149	93	3	60-130/30
1634-04-4	Methyl Tert Butyl Ether	40	40.6	102	39.3	98	3	60-130/30
91-20-3	Naphthalene	40	38.3	96	37.9	95	1	60-130/30
103-65-1	n-Propylbenzene	40	37.4	94	35.9	90	4	60-130/30
100-42-5	Styrene	40	36.6	92	35.3	88	4	60-130/30
994-05-8	Tert-Amyl Methyl Ether	40	39.9	100	38.6	97	3	60-130/30
75-65-0	Tert Butyl Alcohol	200	201	101	190	95	6	60-130/30
630-20-6	1,1,1,2-Tetrachloroethane	40	38.6	97	37.5	94	3	60-130/30
71-55-6	1,1,1-Trichloroethane	40	42.0	105	39.1	98	7	60-130/30
79-34-5	1,1,2,2-Tetrachloroethane	40	36.4	91	35.0	88	4	60-130/30
79-00-5	1,1,2-Trichloroethane	40	36.2	91	35.2	88	3	60-130/30
87-61-6	1,2,3-Trichlorobenzene	40	38.9	97	38.3	96	2	60-130/30
96-18-4	1,2,3-Trichloropropane	40	36.7	92	35.9	90	2	60-130/30
120-82-1	1,2,4-Trichlorobenzene	40	38.3	96	37.9	95	1	60-130/30
95-63-6	1,2,4-Trimethylbenzene	40	37.3	93	35.9	90	4	60-130/30
108-67-8	1,3,5-Trimethylbenzene	40	37.8	95	36.5	91	3	60-130/30
127-18-4	Tetrachloroethylene	40	37.4	94	41.1	103	9	60-130/30
108-88-3	Toluene	40	36.3	91	35.3	88	3	60-130/30
79-01-6	Trichloroethylene	40	39.3	98	39.2	98	0	60-130/30
75-69-4	Trichlorofluoromethane	40	40.2	101	38.1	95	5	60-130/30
75-01-4	Vinyl chloride	40	34.6	87	33.3	83	4	60-130/30
1330-20-7	Xylene (total)	120	110	92	105	88	5	60-130/30

CAS No.	Surrogate Recoveries	BSP	BSD	Limits
1868-53-7	Dibromofluoromethane	99%	97%	60-130%

4.2.1  
4

# Blank Spike/Blank Spike Duplicate Summary

**Job Number:** C16941  
**Account:** IRISECAO Iris Environmental  
**Project:** Romic Soil Investigation(Romic EPA) - 2081 Bay Road,East Palo Alto,CA

Sample	File ID	DF	Analyzed	By	Prep Date	Prep Batch	Analytical Batch
VM821-BS	M25740.D	1	07/20/11	TN	n/a	n/a	VM821
VM821-BSD	M25741.D	1	07/20/11	TN	n/a	n/a	VM821

The QC reported here applies to the following samples:

Method: SW846 8260B

C16941-2, C16941-3, C16941-5, C16941-6, C16941-8, C16941-9, C16941-10, C16941-11, C16941-12, C16941-13, C16941-14, C16941-15, C16941-17, C16941-18, C16941-19, C16941-20, C16941-21, C16941-22, C16941-29

CAS No.	Surrogate Recoveries	BSP	BSD	Limits
2037-26-5	Toluene-D8	94%	94%	60-130%
460-00-4	4-Bromofluorobenzene	103%	103%	60-130%

4.2.1  
4

# Blank Spike/Blank Spike Duplicate Summary

**Job Number:** C16941

**Account:** IRISECAO Iris Environmental

**Project:** Romic Soil Investigation(Romic EPA) - 2081 Bay Road,East Palo Alto,CA

Sample	File ID	DF	Analyzed	By	Prep Date	Prep Batch	Analytical Batch
VM822-BS	M25777.D	1	07/21/11	TN	n/a	n/a	VM822
VM822-BSD	M25778.D	1	07/21/11	TN	n/a	n/a	VM822

The QC reported here applies to the following samples:

Method: SW846 8260B

C16941-23, C16941-24, C16941-26, C16941-27, C16941-30, C16941-31, C16941-32, C16941-10A

CAS No.	Compound	Spike ug/kg	BSP ug/kg	BSP %	BSD ug/kg	BSD %	RPD	Limits Rec/RPD
67-64-1	Acetone	160	168	105	157	98	7	60-130/30
71-43-2	Benzene	40	38.5	96	37.5	94	3	60-130/30
108-86-1	Bromobenzene	40	36.3	91	35.6	89	2	60-130/30
74-97-5	Bromochloromethane	40	38.9	97	36.7	92	6	60-130/30
75-27-4	Bromodichloromethane	40	41.9	105	39.5	99	6	60-130/30
75-25-2	Bromoform	40	39.5	99	37.5	94	5	60-130/30
104-51-8	n-Butylbenzene	40	34.7	87	34.9	87	1	60-130/30
135-98-8	sec-Butylbenzene	40	35.2	88	35.6	89	1	60-130/30
98-06-6	tert-Butylbenzene	40	36.5	91	37.2	93	2	60-130/30
108-90-7	Chlorobenzene	40	36.2	91	36.2	91	0	60-130/30
75-00-3	Chloroethane	40	38.0	95	37.0	93	3	60-130/30
67-66-3	Chloroform	40	38.2	96	37.3	93	2	60-130/30
95-49-8	o-Chlorotoluene	40	33.7	84	33.9	85	1	60-130/30
106-43-4	p-Chlorotoluene	40	37.5	94	37.6	94	0	60-130/30
56-23-5	Carbon tetrachloride	40	41.2	103	40.1	100	3	60-130/30
75-34-3	1,1-Dichloroethane	40	37.0	93	35.9	90	3	60-130/30
75-35-4	1,1-Dichloroethylene	40	36.0	90	35.6	89	1	60-130/30
563-58-6	1,1-Dichloropropene	40	39.3	98	37.8	95	4	60-130/30
96-12-8	1,2-Dibromo-3-chloropropane	40	40.9	102	37.0	93	10	60-130/30
106-93-4	1,2-Dibromoethane	40	37.8	95	36.9	92	2	60-130/30
107-06-2	1,2-Dichloroethane	40	41.6	104	38.9	97	7	60-130/30
78-87-5	1,2-Dichloropropane	40	39.4	99	37.4	94	5	60-130/30
142-28-9	1,3-Dichloropropane	40	37.2	93	35.5	89	5	60-130/30
108-20-3	Di-Isopropyl ether	40	39.0	98	37.5	94	4	60-130/30
594-20-7	2,2-Dichloropropane	40	38.0	95	37.4	94	2	60-130/30
124-48-1	Dibromochloromethane	40	39.0	98	37.9	95	3	60-130/30
75-71-8	Dichlorodifluoromethane	40	30.9	77	30.2	76	2	60-130/30
156-59-2	cis-1,2-Dichloroethylene	40	36.5	91	35.4	89	3	60-130/30
10061-01-5	cis-1,3-Dichloropropene	40	40.4	101	38.8	97	4	60-130/30
541-73-1	m-Dichlorobenzene	40	36.0	90	35.8	90	1	60-130/30
95-50-1	o-Dichlorobenzene	40	36.8	92	36.0	90	2	60-130/30
106-46-7	p-Dichlorobenzene	40	35.8	90	35.4	89	1	60-130/30
156-60-5	trans-1,2-Dichloroethylene	40	36.0	90	35.6	89	1	60-130/30
10061-02-6	trans-1,3-Dichloropropene	40	37.8	95	36.5	91	3	60-130/30
100-41-4	Ethylbenzene	40	36.0	90	36.3	91	1	60-130/30
637-92-3	Ethyl tert-Butyl Ether	40	39.7	99	37.5	94	6	60-130/30

# Blank Spike/Blank Spike Duplicate Summary

**Job Number:** C16941

**Account:** IRISECAO Iris Environmental

**Project:** Romic Soil Investigation(Romic EPA) - 2081 Bay Road,East Palo Alto,CA

Sample	File ID	DF	Analyzed	By	Prep Date	Prep Batch	Analytical Batch
VM822-BS	M25777.D	1	07/21/11	TN	n/a	n/a	VM822
VM822-BSD	M25778.D	1	07/21/11	TN	n/a	n/a	VM822

The QC reported here applies to the following samples:

Method: SW846 8260B

C16941-23, C16941-24, C16941-26, C16941-27, C16941-30, C16941-31, C16941-32, C16941-10A

CAS No.	Compound	Spike ug/kg	BSP ug/kg	BSP %	BSD ug/kg	BSD %	RPD	Limits Rec/RPD
591-78-6	2-Hexanone	160	157	98	144	90	9	60-130/30
87-68-3	Hexachlorobutadiene	40	39.9	100	40.2	101	1	60-130/30
98-82-8	Isopropylbenzene	40	36.5	91	36.3	91	1	60-130/30
99-87-6	p-Isopropyltoluene	40	35.5	89	36.0	90	1	60-130/30
108-10-1	4-Methyl-2-pentanone	160	176	110	156	98	12	60-130/30
74-83-9	Methyl bromide	40	39.1	98	37.7	94	4	60-130/30
74-87-3	Methyl chloride	40	38.0	95	38.8	97	2	60-130/30
74-95-3	Methylene bromide	40	40.9	102	37.7	94	8	60-130/30
75-09-2	Methylene chloride	40	35.7	89	34.2	86	4	60-130/30
78-93-3	Methyl ethyl ketone	160	164	103	154	96	6	60-130/30
1634-04-4	Methyl Tert Butyl Ether	40	41.0	103	38.0	95	8	60-130/30
91-20-3	Naphthalene	40	39.1	98	37.1	93	5	60-130/30
103-65-1	n-Propylbenzene	40	35.1	88	35.5	89	1	60-130/30
100-42-5	Styrene	40	35.5	89	35.5	89	0	60-130/30
994-05-8	Tert-Amyl Methyl Ether	40	39.5	99	37.3	93	6	60-130/30
75-65-0	Tert Butyl Alcohol	200	216	108	195	98	10	60-130/30
630-20-6	1,1,1,2-Tetrachloroethane	40	37.6	94	36.9	92	2	60-130/30
71-55-6	1,1,1-Trichloroethane	40	39.5	99	39.0	98	1	60-130/30
79-34-5	1,1,2,2-Tetrachloroethane	40	36.0	90	34.9	87	3	60-130/30
79-00-5	1,1,2-Trichloroethane	40	35.4	89	34.4	86	3	60-130/30
87-61-6	1,2,3-Trichlorobenzene	40	38.0	95	37.5	94	1	60-130/30
96-18-4	1,2,3-Trichloropropane	40	38.1	95	35.6	89	7	60-130/30
120-82-1	1,2,4-Trichlorobenzene	40	37.2	93	37.5	94	1	60-130/30
95-63-6	1,2,4-Trimethylbenzene	40	35.5	89	35.6	89	0	60-130/30
108-67-8	1,3,5-Trimethylbenzene	40	35.6	89	35.8	90	1	60-130/30
127-18-4	Tetrachloroethylene	40	38.9	97	37.2	93	4	60-130/30
108-88-3	Toluene	40	35.0	88	35.0	88	0	60-130/30
79-01-6	Trichloroethylene	40	39.9	100	39.5	99	1	60-130/30
75-69-4	Trichlorofluoromethane	40	39.8	100	39.0	98	2	60-130/30
75-01-4	Vinyl chloride	40	47.2	118	33.6	84	34* a	60-130/30
1330-20-7	Xylene (total)	120	105	88	105	88	0	60-130/30

CAS No.	Surrogate Recoveries	BSP	BSD	Limits
1868-53-7	Dibromofluoromethane	97%	97%	60-130%

# Blank Spike/Blank Spike Duplicate Summary

**Job Number:** C16941

**Account:** IRISECAO Iris Environmental

**Project:** Romic Soil Investigation(Romic EPA) - 2081 Bay Road,East Palo Alto,CA

Sample	File ID	DF	Analyzed	By	Prep Date	Prep Batch	Analytical Batch
VM822-BS	M25777.D	1	07/21/11	TN	n/a	n/a	VM822
VM822-BSD	M25778.D	1	07/21/11	TN	n/a	n/a	VM822

The QC reported here applies to the following samples:

Method: SW846 8260B

C16941-23, C16941-24, C16941-26, C16941-27, C16941-30, C16941-31, C16941-32, C16941-10A

CAS No.	Surrogate Recoveries	BSP	BSD	Limits
2037-26-5	Toluene-D8	92%	93%	60-130%
460-00-4	4-Bromofluorobenzene	103%	102%	60-130%

(a) Outside laboratory control limits.

4.2.2  
4

## GC/MS Semi-volatiles

5

### QC Data Summaries

---

Includes the following where applicable:

- Method Blank Summaries
- Blank Spike Summaries
- Matrix Spike and Duplicate Summaries



## Method Blank Summary

**Job Number:** C16941

**Account:** IRISECAO Iris Environmental

**Project:** Romic Soil Investigation(Romic EPA) - 2081 Bay Road,East Palo Alto,CA

Sample	File ID	DF	Analyzed	By	Prep Date	Prep Batch	Analytical Batch
OP4211-MB	Y8768.D	1	07/12/11	MT	07/12/11	OP4211	EY419

The QC reported here applies to the following samples:

Method: SW846 8270C

C16941-10, C16941-13, C16941-19, C16941-22, C16941-31

CAS No.	Compound	Result	RL	MDL	Units	Q
65-85-0	Benzoic acid	ND	1000	890	ug/kg	
95-57-8	2-Chlorophenol	ND	1000	680	ug/kg	
59-50-7	4-Chloro-3-methyl phenol	ND	500	420	ug/kg	
120-83-2	2,4-Dichlorophenol	ND	500	140	ug/kg	
105-67-9	2,4-Dimethylphenol	ND	500	150	ug/kg	
51-28-5	2,4-Dinitrophenol	ND	2500	850	ug/kg	
534-52-1	4,6-Dinitro-o-cresol	ND	2000	1000	ug/kg	
95-48-7	2-Methylphenol	ND	500	170	ug/kg	
	3&4-Methylphenol	ND	500	150	ug/kg	
88-75-5	2-Nitrophenol	ND	500	130	ug/kg	
100-02-7	4-Nitrophenol	ND	2000	1200	ug/kg	
87-86-5	Pentachlorophenol	ND	500	420	ug/kg	
108-95-2	Phenol	ND	2000	1300	ug/kg	
95-95-4	2,4,5-Trichlorophenol	ND	500	120	ug/kg	
88-06-2	2,4,6-Trichlorophenol	ND	500	160	ug/kg	
83-32-9	Acenaphthene	ND	1000	500	ug/kg	
208-96-8	Acenaphthylene	ND	500	200	ug/kg	
62-53-3	Aniline	ND	500	140	ug/kg	
120-12-7	Anthracene	ND	500	100	ug/kg	
103-33-3	Azobenzene	ND	500	170	ug/kg	
92-87-5	Benzidine	ND	2500	730	ug/kg	
56-55-3	Benzo(a)anthracene	ND	500	70	ug/kg	
50-32-8	Benzo(a)pyrene	ND	500	90	ug/kg	
205-99-2	Benzo(b)fluoranthene	ND	500	60	ug/kg	
191-24-2	Benzo(g,h,i)perylene	ND	500	150	ug/kg	
207-08-9	Benzo(k)fluoranthene	ND	500	120	ug/kg	
101-55-3	4-Bromophenyl phenyl ether	ND	500	150	ug/kg	
85-68-7	Butyl benzyl phthalate	ND	500	110	ug/kg	
100-51-6	Benzyl Alcohol	ND	1000	160	ug/kg	
91-58-7	2-Chloronaphthalene	ND	500	180	ug/kg	
106-47-8	4-Chloroaniline	ND	500	140	ug/kg	
86-74-8	Carbazole	ND	500	80	ug/kg	
218-01-9	Chrysene	ND	500	100	ug/kg	
111-91-1	bis(2-Chloroethoxy)methane	ND	500	180	ug/kg	
111-44-4	bis(2-Chloroethyl)ether	ND	500	230	ug/kg	
108-60-1	bis(2-Chloroisopropyl)ether	ND	500	270	ug/kg	

## Method Blank Summary

**Job Number:** C16941  
**Account:** IRISECAO Iris Environmental  
**Project:** Romic Soil Investigation(Romic EPA) - 2081 Bay Road,East Palo Alto,CA

Sample	File ID	DF	Analyzed	By	Prep Date	Prep Batch	Analytical Batch
OP4211-MB	Y8768.D	1	07/12/11	MT	07/12/11	OP4211	EY419

The QC reported here applies to the following samples:

Method: SW846 8270C

C16941-10, C16941-13, C16941-19, C16941-22, C16941-31

CAS No.	Compound	Result	RL	MDL	Units	Q
7005-72-3	4-Chlorophenyl phenyl ether	ND	500	190	ug/kg	
95-50-1	1,2-Dichlorobenzene	ND	500	160	ug/kg	
541-73-1	1,3-Dichlorobenzene	ND	500	150	ug/kg	
106-46-7	1,4-Dichlorobenzene	ND	500	420	ug/kg	
121-14-2	2,4-Dinitrotoluene	ND	500	460	ug/kg	
606-20-2	2,6-Dinitrotoluene	ND	1000	320	ug/kg	
91-94-1	3,3'-Dichlorobenzidine	ND	2500	140	ug/kg	
53-70-3	Dibenzo(a,h)anthracene	ND	500	130	ug/kg	
132-64-9	Dibenzofuran	ND	500	160	ug/kg	
122-39-4	Diphenylamine	ND	500	120	ug/kg	
84-74-2	Di-n-butyl phthalate	ND	500	100	ug/kg	
117-84-0	Di-n-octyl phthalate	ND	500	130	ug/kg	
84-66-2	Diethyl phthalate	ND	500	170	ug/kg	
131-11-3	Dimethyl phthalate	ND	500	180	ug/kg	
117-81-7	bis(2-Ethylhexyl)phthalate	ND	500	220	ug/kg	
206-44-0	Fluoranthene	ND	500	100	ug/kg	
86-73-7	Fluorene	ND	500	180	ug/kg	
118-74-1	Hexachlorobenzene	ND	500	130	ug/kg	
87-68-3	Hexachlorobutadiene	ND	500	190	ug/kg	
77-47-4	Hexachlorocyclopentadiene	ND	500	140	ug/kg	
67-72-1	Hexachloroethane	ND	500	160	ug/kg	
193-39-5	Indeno(1,2,3-cd)pyrene	ND	500	140	ug/kg	
78-59-1	Isophorone	ND	500	170	ug/kg	
90-12-0	1-Methylnaphthalene	ND	500	160	ug/kg	
91-57-6	2-Methylnaphthalene	ND	500	160	ug/kg	
88-74-4	2-Nitroaniline	ND	500	120	ug/kg	
99-09-2	3-Nitroaniline	ND	500	120	ug/kg	
100-01-6	4-Nitroaniline	ND	500	300	ug/kg	
91-20-3	Naphthalene	ND	500	170	ug/kg	
98-95-3	Nitrobenzene	ND	500	160	ug/kg	
62-75-9	N-Nitrosodimethylamine	ND	5000	2200	ug/kg	
621-64-7	N-Nitroso-di-n-propylamine	ND	1000	550	ug/kg	
85-01-8	Phenanthrene	ND	500	110	ug/kg	
129-00-0	Pyrene	ND	1000	680	ug/kg	
110-86-1	Pyridine	ND	2000	220	ug/kg	
120-82-1	1,2,4-Trichlorobenzene	ND	500	340	ug/kg	

5.1.1  
5

## Method Blank Summary

**Job Number:** C16941  
**Account:** IRISECAO Iris Environmental  
**Project:** Romic Soil Investigation(Romic EPA) - 2081 Bay Road,East Palo Alto,CA

Sample	File ID	DF	Analyzed	By	Prep Date	Prep Batch	Analytical Batch
OP4211-MB	Y8768.D	1	07/12/11	MT	07/12/11	OP4211	EY419

The QC reported here applies to the following samples:

Method: SW846 8270C

C16941-10, C16941-13, C16941-19, C16941-22, C16941-31

CAS No.	Surrogate Recoveries	Limits
367-12-4	2-Fluorophenol	24% 20-100%
4165-62-2	Phenol-d5	41% 20-100%
118-79-6	2,4,6-Tribromophenol	59% 30-100%
4165-60-0	Nitrobenzene-d5	37% 20-100%
321-60-8	2-Fluorobiphenyl	47% 20-106%
1718-51-0	Terphenyl-d14	88% 55-130%

## Method Blank Summary

**Job Number:** C16941**Account:** IRISECAO Iris Environmental**Project:** Romic Soil Investigation(Romic EPA) - 2081 Bay Road,East Palo Alto,CA

Sample	File ID	DF	Analyzed	By	Prep Date	Prep Batch	Analytical Batch
OP4270-MB	Y8912.D	1	07/20/11	MT	07/20/11	OP4270	EY425

**The QC reported here applies to the following samples:****Method:** SW846 8270C

C16941-10A

CAS No.	Compound	Result	RL	MDL	Units	Q
65-85-0	Benzoic acid	ND	1000	890	ug/kg	
95-57-8	2-Chlorophenol	ND	1000	680	ug/kg	
59-50-7	4-Chloro-3-methyl phenol	ND	500	420	ug/kg	
120-83-2	2,4-Dichlorophenol	ND	500	140	ug/kg	
105-67-9	2,4-Dimethylphenol	ND	500	150	ug/kg	
51-28-5	2,4-Dinitrophenol	ND	2500	850	ug/kg	
534-52-1	4,6-Dinitro-o-cresol	ND	2000	1000	ug/kg	
95-48-7	2-Methylphenol	ND	500	170	ug/kg	
	3&4-Methylphenol	ND	500	150	ug/kg	
88-75-5	2-Nitrophenol	ND	500	130	ug/kg	
100-02-7	4-Nitrophenol	ND	2000	1200	ug/kg	
87-86-5	Pentachlorophenol	ND	500	420	ug/kg	
108-95-2	Phenol	ND	2000	1300	ug/kg	
95-95-4	2,4,5-Trichlorophenol	ND	500	120	ug/kg	
88-06-2	2,4,6-Trichlorophenol	ND	500	160	ug/kg	
83-32-9	Acenaphthene	ND	1000	500	ug/kg	
208-96-8	Acenaphthylene	ND	500	200	ug/kg	
62-53-3	Aniline	ND	500	140	ug/kg	
120-12-7	Anthracene	ND	500	100	ug/kg	
103-33-3	Azobenzene	ND	500	170	ug/kg	
92-87-5	Benzidine	ND	2500	730	ug/kg	
56-55-3	Benzo(a)anthracene	ND	500	70	ug/kg	
50-32-8	Benzo(a)pyrene	ND	500	90	ug/kg	
205-99-2	Benzo(b)fluoranthene	ND	500	60	ug/kg	
191-24-2	Benzo(g,h,i)perylene	ND	500	150	ug/kg	
207-08-9	Benzo(k)fluoranthene	ND	500	120	ug/kg	
101-55-3	4-Bromophenyl phenyl ether	ND	500	150	ug/kg	
85-68-7	Butyl benzyl phthalate	ND	500	110	ug/kg	
100-51-6	Benzyl Alcohol	ND	1000	160	ug/kg	
91-58-7	2-Chloronaphthalene	ND	500	180	ug/kg	
106-47-8	4-Chloroaniline	ND	500	140	ug/kg	
86-74-8	Carbazole	ND	500	80	ug/kg	
218-01-9	Chrysene	ND	500	100	ug/kg	
111-91-1	bis(2-Chloroethoxy)methane	ND	500	180	ug/kg	
111-44-4	bis(2-Chloroethyl)ether	ND	500	230	ug/kg	
108-60-1	bis(2-Chloroisopropyl)ether	ND	500	270	ug/kg	

## Method Blank Summary

**Job Number:** C16941

**Account:** IRISECAO Iris Environmental

**Project:** Romic Soil Investigation(Romic EPA) - 2081 Bay Road,East Palo Alto,CA

Sample	File ID	DF	Analyzed	By	Prep Date	Prep Batch	Analytical Batch
OP4270-MB	Y8912.D	1	07/20/11	MT	07/20/11	OP4270	EY425

The QC reported here applies to the following samples:

Method: SW846 8270C

C16941-10A

CAS No.	Compound	Result	RL	MDL	Units	Q
7005-72-3	4-Chlorophenyl phenyl ether	ND	500	190	ug/kg	
95-50-1	1,2-Dichlorobenzene	ND	500	160	ug/kg	
541-73-1	1,3-Dichlorobenzene	ND	500	150	ug/kg	
106-46-7	1,4-Dichlorobenzene	ND	500	420	ug/kg	
121-14-2	2,4-Dinitrotoluene	ND	500	460	ug/kg	
606-20-2	2,6-Dinitrotoluene	ND	1000	320	ug/kg	
91-94-1	3,3'-Dichlorobenzidine	ND	2500	140	ug/kg	
53-70-3	Dibenzo(a,h)anthracene	ND	500	130	ug/kg	
132-64-9	Dibenzofuran	ND	500	160	ug/kg	
122-39-4	Diphenylamine	ND	500	120	ug/kg	
84-74-2	Di-n-butyl phthalate	ND	500	100	ug/kg	
117-84-0	Di-n-octyl phthalate	ND	500	130	ug/kg	
84-66-2	Diethyl phthalate	ND	500	170	ug/kg	
131-11-3	Dimethyl phthalate	ND	500	180	ug/kg	
117-81-7	bis(2-Ethylhexyl)phthalate	ND	500	220	ug/kg	
206-44-0	Fluoranthene	ND	500	100	ug/kg	
86-73-7	Fluorene	ND	500	180	ug/kg	
118-74-1	Hexachlorobenzene	ND	500	130	ug/kg	
87-68-3	Hexachlorobutadiene	ND	500	190	ug/kg	
77-47-4	Hexachlorocyclopentadiene	ND	500	140	ug/kg	
67-72-1	Hexachloroethane	ND	500	160	ug/kg	
193-39-5	Indeno(1,2,3-cd)pyrene	ND	500	140	ug/kg	
78-59-1	Isophorone	ND	500	170	ug/kg	
90-12-0	1-Methylnaphthalene	ND	500	160	ug/kg	
91-57-6	2-Methylnaphthalene	ND	500	160	ug/kg	
88-74-4	2-Nitroaniline	ND	500	120	ug/kg	
99-09-2	3-Nitroaniline	ND	500	120	ug/kg	
100-01-6	4-Nitroaniline	ND	500	300	ug/kg	
91-20-3	Naphthalene	ND	500	170	ug/kg	
98-95-3	Nitrobenzene	ND	500	160	ug/kg	
62-75-9	N-Nitrosodimethylamine	ND	5000	2200	ug/kg	
621-64-7	N-Nitroso-di-n-propylamine	ND	1000	550	ug/kg	
85-01-8	Phenanthrene	ND	500	110	ug/kg	
129-00-0	Pyrene	ND	1000	680	ug/kg	
110-86-1	Pyridine	ND	2000	220	ug/kg	
120-82-1	1,2,4-Trichlorobenzene	ND	500	340	ug/kg	

## Method Blank Summary

**Job Number:** C16941

**Account:** IRISECAO Iris Environmental

**Project:** Romic Soil Investigation(Romic EPA) - 2081 Bay Road,East Palo Alto,CA

Sample	File ID	DF	Analyzed	By	Prep Date	Prep Batch	Analytical Batch
OP4270-MB	Y8912.D	1	07/20/11	MT	07/20/11	OP4270	EY425

The QC reported here applies to the following samples:

Method: SW846 8270C

C16941-10A

CAS No.	Surrogate Recoveries		Limits
367-12-4	2-Fluorophenol	75%	20-100%
4165-62-2	Phenol-d5	75%	20-100%
118-79-6	2,4,6-Tribromophenol	77%	30-100%
4165-60-0	Nitrobenzene-d5	75%	20-100%
321-60-8	2-Fluorobiphenyl	73%	20-106%
1718-51-0	Terphenyl-d14	94%	55-130%

# Blank Spike/Blank Spike Duplicate Summary

**Job Number:** C16941

**Account:** IRISECAO Iris Environmental

**Project:** Romic Soil Investigation(Romic EPA) - 2081 Bay Road,East Palo Alto,CA

Sample	File ID	DF	Analyzed	By	Prep Date	Prep Batch	Analytical Batch
OP4211-BS	Y8769.D	1	07/12/11	MT	07/12/11	OP4211	EY419
OP4211-BSD	Y8770.D	1	07/12/11	MT	07/12/11	OP4211	EY419

The QC reported here applies to the following samples:

Method: SW846 8270C

C16941-10, C16941-13, C16941-19, C16941-22, C16941-31

CAS No.	Compound	Spike ug/kg	BSP ug/kg	BSP %	BSD ug/kg	BSD %	RPD	Limits Rec/RPD
65-85-0	Benzoic acid	5000	4420	88	4600	92	4	24-116/30
95-57-8	2-Chlorophenol	2500	1710	68	1870	75	9	31-130/30
59-50-7	4-Chloro-3-methyl phenol	2500	1960	78	1980	79	1	35-117/30
120-83-2	2,4-Dichlorophenol	2500	1830	73	1940	78	6	40-111/30
105-67-9	2,4-Dimethylphenol	2500	1850	74	1920	77	4	29-109/30
51-28-5	2,4-Dinitrophenol	2500	2920	117	2990	120*	2	19-117/30
534-52-1	4,6-Dinitro-o-cresol	2500	2380	95	2480	99	4	28-119/30
95-48-7	2-Methylphenol	2500	1730	69	1860	74	7	33-114/30
	3&4-Methylphenol	2500	1780	71	1870	75	5	34-115/30
88-75-5	2-Nitrophenol	2500	1740	70	1860	74	7	20-116/30
100-02-7	4-Nitrophenol	2500	2340	94	2390	96	2	6-114/30
87-86-5	Pentachlorophenol	2500	2540	102	2550	102	0	10-115/30
108-95-2	Phenol	2500	1800	72	1900	76	5	28-122/30
95-95-4	2,4,5-Trichlorophenol	2500	1980	79	2050	82	3	30-111/30
88-06-2	2,4,6-Trichlorophenol	2500	1910	76	1960	78	3	30-110/30
83-32-9	Acenaphthene	2500	1810	72	1910	76	5	34-129/30
208-96-8	Acenaphthylene	2500	1880	75	2000	80	6	38-118/30
62-53-3	Aniline	2500	1560	62	1710	68	9	28-112/30
120-12-7	Anthracene	2500	2210	88	2260	90	2	41-114/30
103-33-3	Azobenzene	2500	2020	81	2100	84	4	28-114/30
92-87-5	Benzidine	5000	2510	50	3000	60	18	10-156/30
56-55-3	Benzo(a)anthracene	2500	2370	95	2430	97	3	40-116/30
50-32-8	Benzo(a)pyrene	2500	2350	94	2430	97	3	39-112/30
205-99-2	Benzo(b)fluoranthene	2500	2370	95	2400	96	1	40-117/30
191-24-2	Benzo(g,h,i)perylene	2500	2470	99	2540	102	3	36-113/30
207-08-9	Benzo(k)fluoranthene	2500	2380	95	2520	101	6	41-117/30
101-55-3	4-Bromophenyl phenyl ether	2500	2060	82	2100	84	2	30-114/30
85-68-7	Butyl benzyl phthalate	2500	2580	103	2600	104	1	27-110/30
100-51-6	Benzyl Alcohol	2500	2160	86	2250	90	4	31-112/30
91-58-7	2-Chloronaphthalene	2500	1780	71	1960	78	10	37-115/30
106-47-8	4-Chloroaniline	2500	1600	64	1690	68	5	29-95/30
86-74-8	Carbazole	2500	2260	90	2350	94	4	40-116/30
218-01-9	Chrysene	2500	2330	93	2390	96	3	40-117/30
111-91-1	bis(2-Chloroethoxy)methane	2500	1830	73	1940	78	6	31-99/30
111-44-4	bis(2-Chloroethyl)ether	2500	1620	65	1760	70	8	30-106/30
108-60-1	bis(2-Chloroisopropyl)ether	2500	1650	66	1820	73	10	24-104/30

5.2.1  
5

# Blank Spike/Blank Spike Duplicate Summary

**Job Number:** C16941  
**Account:** IRISECAO Iris Environmental  
**Project:** Romic Soil Investigation(Romic EPA) - 2081 Bay Road,East Palo Alto,CA

Sample	File ID	DF	Analyzed	By	Prep Date	Prep Batch	Analytical Batch
OP4211-BS	Y8769.D	1	07/12/11	MT	07/12/11	OP4211	EY419
OP4211-BSD	Y8770.D	1	07/12/11	MT	07/12/11	OP4211	EY419

**The QC reported here applies to the following samples:** **Method:** SW846 8270C

C16941-10, C16941-13, C16941-19, C16941-22, C16941-31

CAS No.	Compound	Spike ug/kg	BSP ug/kg	BSP %	BSD ug/kg	BSD %	RPD	Limits Rec/RPD
7005-72-3	4-Chlorophenyl phenyl ether	2500	1920	77	1970	79	3	30-111/30
95-50-1	1,2-Dichlorobenzene	2500	1440	58	1660	66	14	27-111/30
541-73-1	1,3-Dichlorobenzene	2500	1320	53	1570	63	17	25-116/30
106-46-7	1,4-Dichlorobenzene	2500	1400	56	1630	65	15	27-120/30
121-14-2	2,4-Dinitrotoluene	2500	2160	86	2280	91	5	27-114/30
606-20-2	2,6-Dinitrotoluene	2500	2050	82	2090	84	2	27-114/30
91-94-1	3,3'-Dichlorobenzidine	5000	4190	84	4320	86	3	24-118/30
53-70-3	Dibenzo(a,h)anthracene	2500	2420	97	2490	100	3	37-115/30
132-64-9	Dibenzofuran	2500	1910	76	2020	81	6	28-113/30
122-39-4	Diphenylamine	2500	2080	83	2170	87	4	23-117/30
84-74-2	Di-n-butyl phthalate	2500	2390	96	2360	94	1	29-115/30
117-84-0	Di-n-octyl phthalate	2500	2550	102	2640	106	3	29-127/30
84-66-2	Diethyl phthalate	2500	2160	86	2200	88	2	29-116/30
131-11-3	Dimethyl phthalate	2500	2050	82	2100	84	2	30-110/30
117-81-7	bis(2-Ethylhexyl)phthalate	2500	2540	102	2530	101	0	27-121/30
206-44-0	Fluoranthene	2500	2260	90	2330	93	3	40-120/30
86-73-7	Fluorene	2500	1950	78	2020	81	4	40-119/30
118-74-1	Hexachlorobenzene	2500	2120	85	2110	84	0	28-113/30
87-68-3	Hexachlorobutadiene	2500	1800	72	1990	80	10	29-115/30
77-47-4	Hexachlorocyclopentadiene	2500	1760	70	1890	76	7	26-114/30
67-72-1	Hexachloroethane	2500	1380	55	1610	64	15	24-109/30
193-39-5	Indeno(1,2,3-cd)pyrene	2500	2430	97	2390	96	2	37-114/30
78-59-1	Isophorone	2500	1750	70	1840	74	5	28-117/30
90-12-0	1-Methylnaphthalene	2500	1730	69	1820	73	5	25-113/30
91-57-6	2-Methylnaphthalene	2500	1800	72	1900	76	5	27-113/30
88-74-4	2-Nitroaniline	2500	2010	80	2100	84	4	23-116/30
99-09-2	3-Nitroaniline	2500	1800	72	1950	78	8	29-115/30
100-01-6	4-Nitroaniline	2500	2080	83	2300	92	10	29-114/30
91-20-3	Naphthalene	2500	1760	70	1900	76	8	24-113/30
98-95-3	Nitrobenzene	2500	1750	70	1900	76	8	23-112/30
62-75-9	N-Nitrosodimethylamine	2500	1500	60	1700	67	11	20-108/30
621-64-7	N-Nitroso-di-n-propylamine	2500	1870	75	1970	79	5	26-127/30
85-01-8	Phenanthrene	2500	2140	86	2200	88	3	41-113/30
129-00-0	Pyrene	2500	2350	94	2460	98	5	45-134/30
110-86-1	Pyridine	2500	1070	43	1170	47	9	20-78/30
120-82-1	1,2,4-Trichlorobenzene	2500	1620	65	1740	70	7	31-122/30

5.2.1  
5



## Blank Spike/Blank Spike Duplicate Summary

**Job Number:** C16941

**Account:** IRISECAO Iris Environmental

**Project:** Romic Soil Investigation(Romic EPA) - 2081 Bay Road,East Palo Alto,CA

Sample	File ID	DF	Analyzed	By	Prep Date	Prep Batch	Analytical Batch
OP4211-BS	Y8769.D	1	07/12/11	MT	07/12/11	OP4211	EY419
OP4211-BSD	Y8770.D	1	07/12/11	MT	07/12/11	OP4211	EY419

The QC reported here applies to the following samples:

Method: SW846 8270C

C16941-10, C16941-13, C16941-19, C16941-22, C16941-31

CAS No.	Surrogate Recoveries	BSP	BSD	Limits
367-12-4	2-Fluorophenol	44%	52%	20-100%
4165-62-2	Phenol-d5	65%	71%	20-100%
118-79-6	2,4,6-Tribromophenol	88%	92%	30-100%
4165-60-0	Nitrobenzene-d5	62%	69%	20-100%
321-60-8	2-Fluorobiphenyl	68%	75%	20-106%
1718-51-0	Terphenyl-d14	93%	99%	55-130%

# Blank Spike/Blank Spike Duplicate Summary

**Job Number:** C16941

**Account:** IRISECAO Iris Environmental

**Project:** Romic Soil Investigation(Romic EPA) - 2081 Bay Road,East Palo Alto,CA

Sample	File ID	DF	Analyzed	By	Prep Date	Prep Batch	Analytical Batch
OP4270-BS	Y8913.D	1	07/20/11	MT	07/20/11	OP4270	EY425
OP4270-BSD	Y8914.D	1	07/20/11	MT	07/20/11	OP4270	EY425

The QC reported here applies to the following samples:

Method: SW846 8270C

C16941-10A

CAS No.	Compound	Spike ug/kg	BSP ug/kg	BSP %	BSD ug/kg	BSD %	RPD	Limits Rec/RPD
65-85-0	Benzoic acid	5000	4240	85	3920	78	8	24-116/30
95-57-8	2-Chlorophenol	2500	1850	74	1740	70	6	31-130/30
59-50-7	4-Chloro-3-methyl phenol	2500	1900	76	1750	70	8	35-117/30
120-83-2	2,4-Dichlorophenol	2500	1840	74	1720	69	7	40-111/30
105-67-9	2,4-Dimethylphenol	2500	1890	76	1750	70	8	29-109/30
51-28-5	2,4-Dinitrophenol	2500	2130	85	1970	79	8	19-117/30
534-52-1	4,6-Dinitro-o-cresol	2500	1850	74	1760	70	5	28-119/30
95-48-7	2-Methylphenol	2500	1820	73	1680	67	8	33-114/30
	3&4-Methylphenol	2500	1810	72	1700	68	6	34-115/30
88-75-5	2-Nitrophenol	2500	1810	72	1680	67	7	20-116/30
100-02-7	4-Nitrophenol	2500	2370	95	2330	93	2	6-114/30
87-86-5	Pentachlorophenol	2500	2440	98	2270	91	7	10-115/30
108-95-2	Phenol	2500	1890	76	1760	70	7	28-122/30
95-95-4	2,4,5-Trichlorophenol	2500	1920	77	1780	71	8	30-111/30
88-06-2	2,4,6-Trichlorophenol	2500	1930	77	1770	71	9	30-110/30
83-32-9	Acenaphthene	2500	1800	72	1620	65	11	34-129/30
208-96-8	Acenaphthylene	2500	1900	76	1720	69	10	38-118/30
62-53-3	Aniline	2500	1350	54	1280	51	5	28-112/30
120-12-7	Anthracene	2500	2060	82	1930	77	7	41-114/30
103-33-3	Azobenzene	2500	1950	78	1780	71	9	28-114/30
92-87-5	Benzidine	5000	2410	48	2080	42	15	10-156/30
56-55-3	Benzo(a)anthracene	2500	2120	85	2030	81	4	40-116/30
50-32-8	Benzo(a)pyrene	2500	2070	83	2050	82	1	39-112/30
205-99-2	Benzo(b)fluoranthene	2500	2090	84	2030	81	3	40-117/30
191-24-2	Benzo(g,h,i)perylene	2500	1840	74	1770	71	4	36-113/30
207-08-9	Benzo(k)fluoranthene	2500	2070	83	2090	84	1	41-117/30
101-55-3	4-Bromophenyl phenyl ether	2500	1890	76	1750	70	8	30-114/30
85-68-7	Butyl benzyl phthalate	2500	2270	91	2180	87	4	27-110/30
100-51-6	Benzyl Alcohol	2500	2300	92	2200	88	4	31-112/30
91-58-7	2-Chloronaphthalene	2500	1830	73	1660	66	10	37-115/30
106-47-8	4-Chloroaniline	2500	1590	64	1530	61	4	29-95/30
86-74-8	Carbazole	2500	2110	84	2040	82	3	40-116/30
218-01-9	Chrysene	2500	2080	83	1990	80	4	40-117/30
111-91-1	bis(2-Chloroethoxy)methane	2500	1870	75	1740	70	7	31-99/30
111-44-4	bis(2-Chloroethyl)ether	2500	2040	82	2000	80	2	30-106/30
108-60-1	bis(2-Chloroisopropyl)ether	2500	1890	76	1750	70	8	24-104/30

5.2.2  
5

# Blank Spike/Blank Spike Duplicate Summary

**Job Number:** C16941

**Account:** IRISECAO Iris Environmental

**Project:** Romic Soil Investigation(Romic EPA) - 2081 Bay Road,East Palo Alto,CA

Sample	File ID	DF	Analyzed	By	Prep Date	Prep Batch	Analytical Batch
OP4270-BS	Y8913.D	1	07/20/11	MT	07/20/11	OP4270	EY425
OP4270-BSD	Y8914.D	1	07/20/11	MT	07/20/11	OP4270	EY425

The QC reported here applies to the following samples:

Method: SW846 8270C

C16941-10A

CAS No.	Compound	Spike ug/kg	BSP ug/kg	BSP %	BSD ug/kg	BSD %	RPD	Limits Rec/RPD
7005-72-3	4-Chlorophenyl phenyl ether	2500	1850	74	1700	68	8	30-111/30
95-50-1	1,2-Dichlorobenzene	2500	1740	70	1620	65	7	27-111/30
541-73-1	1,3-Dichlorobenzene	2500	1680	67	1550	62	8	25-116/30
106-46-7	1,4-Dichlorobenzene	2500	1690	68	1600	64	5	27-120/30
121-14-2	2,4-Dinitrotoluene	2500	2030	81	1920	77	6	27-114/30
606-20-2	2,6-Dinitrotoluene	2500	1980	79	1780	71	11	27-114/30
91-94-1	3,3'-Dichlorobenzidine	5000	4480	90	4140	83	8	24-118/30
53-70-3	Dibenzo(a,h)anthracene	2500	1860	74	1810	72	3	37-115/30
132-64-9	Dibenzofuran	2500	1930	77	1740	70	10	28-113/30
122-39-4	Diphenylamine	2500	1980	79	1840	74	7	23-117/30
84-74-2	Di-n-butyl phthalate	2500	2090	84	2040	82	2	29-115/30
117-84-0	Di-n-octyl phthalate	2500	2190	88	2160	86	1	29-127/30
84-66-2	Diethyl phthalate	2500	2030	81	1880	75	8	29-116/30
131-11-3	Dimethyl phthalate	2500	1950	78	1790	72	9	30-110/30
117-81-7	bis(2-Ethylhexyl)phthalate	2500	2170	87	2090	84	4	27-121/30
206-44-0	Fluoranthene	2500	2080	83	2030	81	2	40-120/30
86-73-7	Fluorene	2500	1890	76	1720	69	9	40-119/30
118-74-1	Hexachlorobenzene	2500	1820	73	1740	70	4	28-113/30
87-68-3	Hexachlorobutadiene	2500	1920	77	1820	73	5	29-115/30
77-47-4	Hexachlorocyclopentadiene	2500	1230	49	1120	45	9	26-114/30
67-72-1	Hexachloroethane	2500	1630	65	1530	61	6	24-109/30
193-39-5	Indeno(1,2,3-cd)pyrene	2500	1920	77	1780	71	8	37-114/30
78-59-1	Isophorone	2500	1770	71	1630	65	8	28-117/30
90-12-0	1-Methylnaphthalene	2500	1740	70	1610	64	8	25-113/30
91-57-6	2-Methylnaphthalene	2500	1820	73	1670	67	9	27-113/30
88-74-4	2-Nitroaniline	2500	2030	81	1850	74	9	23-116/30
99-09-2	3-Nitroaniline	2500	1830	73	1740	70	5	29-115/30
100-01-6	4-Nitroaniline	2500	2120	85	2060	82	3	29-114/30
91-20-3	Naphthalene	2500	1820	73	1700	68	7	24-113/30
98-95-3	Nitrobenzene	2500	1830	73	1740	70	5	23-112/30
62-75-9	N-Nitrosodimethylamine	2500	1600	66	1600	62	5	20-108/30
621-64-7	N-Nitroso-di-n-propylamine	2500	1860	74	1750	70	6	26-127/30
85-01-8	Phenanthrene	2500	1990	80	1860	74	7	41-113/30
129-00-0	Pyrene	2500	2100	84	1990	80	5	45-134/30
110-86-1	Pyridine	2500	1220	49	1150	46	6	20-78/30
120-82-1	1,2,4-Trichlorobenzene	2500	1700	68	1560	62	9	31-122/30

5.2.2  
5

# Blank Spike/Blank Spike Duplicate Summary

**Job Number:** C16941  
**Account:** IRISECAO Iris Environmental  
**Project:** Romic Soil Investigation(Romic EPA) - 2081 Bay Road,East Palo Alto,CA

Sample	File ID	DF	Analyzed	By	Prep Date	Prep Batch	Analytical Batch
OP4270-BS	Y8913.D	1	07/20/11	MT	07/20/11	OP4270	EY425
OP4270-BSD	Y8914.D	1	07/20/11	MT	07/20/11	OP4270	EY425

The QC reported here applies to the following samples:

Method: SW846 8270C

C16941-10A

CAS No.	Surrogate Recoveries	BSP	BSD	Limits
367-12-4	2-Fluorophenol	73%	68%	20-100%
4165-62-2	Phenol-d5	74%	70%	20-100%
118-79-6	2,4,6-Tribromophenol	79%	72%	30-100%
4165-60-0	Nitrobenzene-d5	73%	69%	20-100%
321-60-8	2-Fluorobiphenyl	71%	65%	20-106%
1718-51-0	Terphenyl-d14	82%	80%	55-130%

# Matrix Spike/Matrix Spike Duplicate Summary

**Job Number:** C16941  
**Account:** IRISECAO Iris Environmental  
**Project:** Romic Soil Investigation(Romic EPA) - 2081 Bay Road,East Palo Alto,CA

Sample	File ID	DF	Analyzed	By	Prep Date	Prep Batch	Analytical Batch
OP4211-MS	Y8772.D	1	07/12/11	MT	07/12/11	OP4211	EY419
OP4211-MSD	Y8773.D	1	07/12/11	MT	07/12/11	OP4211	EY419
C16932-6	Y8771.D	1	07/12/11	MT	07/12/11	OP4211	EY419

The QC reported here applies to the following samples:

Method: SW846 8270C

C16941-10, C16941-13, C16941-19, C16941-22, C16941-31

CAS No.	Compound	C16932-6 ug/kg	Spike Q	ug/kg	MS ug/kg	MS %	MSD ug/kg	MSD %	RPD	Limits Rec/RPD
65-85-0	Benzoic acid	ND		5000	2760	55	2550	51	8	24-116/36
95-57-8	2-Chlorophenol	ND		2500	1480	59	1690	68	13	31-130/31
59-50-7	4-Chloro-3-methyl phenol	ND		2500	1840	74	2020	81	9	35-117/38
120-83-2	2,4-Dichlorophenol	ND		2500	1630	65	1770	71	8	40-111/30
105-67-9	2,4-Dimethylphenol	ND		2500	1600	64	1700	68	6	29-109/31
51-28-5	2,4-Dinitrophenol	ND		2500	1740	70	1560	62	11	19-117/40
534-52-1	4,6-Dinitro-o-cresol	ND		2500	1840	74	1870	75	2	28-119/37
95-48-7	2-Methylphenol	ND		2500	1550	62	1670	67	7	33-114/29
	3&4-Methylphenol	ND		2500	1550	62	1650	66	6	34-115/31
88-75-5	2-Nitrophenol	ND		2500	1450	58	1630	65	12	20-116/30
100-02-7	4-Nitrophenol	ND		2500	2120	85	2440	98	14	6-114/56
87-86-5	Pentachlorophenol	ND		2500	2300	92	2470	99	7	10-115/39
108-95-2	Phenol	ND		2500	1550	62	1680	67	8	28-122/38
95-95-4	2,4,5-Trichlorophenol	ND		2500	1860	74	2050	82	10	30-111/28
88-06-2	2,4,6-Trichlorophenol	ND		2500	1790	72	1970	79	10	30-110/27
83-32-9	Acenaphthene	ND		2500	1640	66	1810	72	10	34-129/31
208-96-8	Acenaphthylene	ND		2500	1710	68	1880	75	9	38-118/30
62-53-3	Aniline	ND		2500	1310	52	1440	58	9	28-112/38
120-12-7	Anthracene	ND		2500	2010	80	2220	89	10	41-114/29
103-33-3	Azobenzene	ND		2500	1860	74	2100	84	12	28-114/27
92-87-5	Benzidine	ND		5000	1270	25	1360	27	7	10-156/50
56-55-3	Benzo(a)anthracene	ND		2500	2050	82	2410	96	16	40-116/31
50-32-8	Benzo(a)pyrene	ND		2500	2080	83	2460	98	17	39-112/32
205-99-2	Benzo(b)fluoranthene	ND		2500	2070	83	2420	97	16	40-117/31
191-24-2	Benzo(g,h,i)perylene	ND		2500	1800	72	1990	80	10	36-113/32
207-08-9	Benzo(k)fluoranthene	ND		2500	2190	88	2620	105	18	41-117/30
101-55-3	4-Bromophenyl phenyl ether	ND		2500	1880	75	2120	85	12	30-114/26
85-68-7	Butyl benzyl phthalate	ND		2500	2290	92	2700	108	16	27-110/28
100-51-6	Benzyl Alcohol	ND		2500	1880	75	2030	81	8	31-112/34
91-58-7	2-Chloronaphthalene	ND		2500	1620	65	1780	71	9	37-115/28
106-47-8	4-Chloroaniline	ND		2500	1460	58	1560	62	7	29-95/34
86-74-8	Carbazole	ND		2500	2060	82	2280	91	10	40-116/30
218-01-9	Chrysene	ND		2500	2050	82	2340	94	13	40-117/31
111-91-1	bis(2-Chloroethoxy)methane	ND		2500	1560	62	1730	69	10	31-99/30
111-44-4	bis(2-Chloroethyl)ether	ND		2500	1340	54	1580	63	16	30-106/33
108-60-1	bis(2-Chloroisopropyl)ether	ND		2500	1400	56	1620	65	15	24-104/32

5.3.1  
5

# Matrix Spike/Matrix Spike Duplicate Summary

**Job Number:** C16941  
**Account:** IRISECAO Iris Environmental  
**Project:** Romic Soil Investigation(Romic EPA) - 2081 Bay Road,East Palo Alto,CA

Sample	File ID	DF	Analyzed	By	Prep Date	Prep Batch	Analytical Batch
OP4211-MS	Y8772.D	1	07/12/11	MT	07/12/11	OP4211	EY419
OP4211-MSD	Y8773.D	1	07/12/11	MT	07/12/11	OP4211	EY419
C16932-6	Y8771.D	1	07/12/11	MT	07/12/11	OP4211	EY419

The QC reported here applies to the following samples:

Method: SW846 8270C

C16941-10, C16941-13, C16941-19, C16941-22, C16941-31

CAS No.	Compound	C16932-6 ug/kg	Spike Q	ug/kg	MS ug/kg	MS %	MSD ug/kg	MSD %	RPD	Limits Rec/RPD
7005-72-3	4-Chlorophenyl phenyl ether	ND		2500	1770	71	1960	78	10	30-111/26
95-50-1	1,2-Dichlorobenzene	ND		2500	1290	52	1510	60	16	27-111/35
541-73-1	1,3-Dichlorobenzene	ND		2500	1210	48	1420	57	16	25-116/36
106-46-7	1,4-Dichlorobenzene	ND		2500	1240	50	1500	60	19	27-120/30
121-14-2	2,4-Dinitrotoluene	ND		2500	1930	77	2180	87	12	27-114/38
606-20-2	2,6-Dinitrotoluene	ND		2500	1840	74	2080	83	12	27-114/30
91-94-1	3,3'-Dichlorobenzidine	ND		5000	4000	80	4540	91	13	24-118/31
53-70-3	Dibenzo(a,h)anthracene	ND		2500	1870	75	2160	86	14	37-115/29
132-64-9	Dibenzofuran	ND		2500	1770	71	1950	78	10	28-113/27
122-39-4	Diphenylamine	ND		2500	1910	76	2140	86	11	23-117/28
84-74-2	Di-n-butyl phthalate	ND		2500	2160	86	2430	97	12	29-115/27
117-84-0	Di-n-octyl phthalate	ND		2500	2370	95	2810	112	17	29-127/28
84-66-2	Diethyl phthalate	ND		2500	1940	78	2210	88	13	29-116/27
131-11-3	Dimethyl phthalate	ND		2500	1860	74	2050	82	10	30-110/26
117-81-7	bis(2-Ethylhexyl)phthalate	ND		2500	2240	90	2620	105	16	27-121/29
206-44-0	Fluoranthene	ND		2500	2080	83	2300	92	10	40-120/32
86-73-7	Fluorene	ND		2500	1800	72	1990	80	10	40-119/30
118-74-1	Hexachlorobenzene	ND		2500	1950	78	2180	87	11	28-113/27
87-68-3	Hexachlorobutadiene	ND		2500	1510	60	1780	71	16	29-115/33
77-47-4	Hexachlorocyclopentadiene	ND		2500	1480	59	1540	62	4	26-114/41
67-72-1	Hexachloroethane	ND		2500	1240	50	1480	59	18	24-109/38
193-39-5	Indeno(1,2,3-cd)pyrene	ND		2500	1800	72	1990	80	10	37-114/33
78-59-1	Isophorone	ND		2500	1520	61	1630	65	7	28-117/30
90-12-0	1-Methylnaphthalene	ND		2500	1500	60	1640	66	9	25-113/33
91-57-6	2-Methylnaphthalene	ND		2500	1560	62	1700	68	9	27-113/32
88-74-4	2-Nitroaniline	ND		2500	1840	74	2050	82	11	23-116/29
99-09-2	3-Nitroaniline	ND		2500	1770	71	1930	77	9	29-115/31
100-01-6	4-Nitroaniline	ND		2500	2000	80	2230	89	11	29-114/31
91-20-3	Naphthalene	ND		2500	1480	59	1680	67	13	24-113/32
98-95-3	Nitrobenzene	ND		2500	1490	60	1670	67	11	23-112/32
62-75-9	N-Nitrosodimethylamine	ND		2500	1300	53	1500	61	13	20-108/34
621-64-7	N-Nitroso-di-n-propylamine	ND		2500	1570	63	1750	70	11	26-127/43
85-01-8	Phenanthrene	ND		2500	1990	80	2180	87	9	41-113/32
129-00-0	Pyrene	ND		2500	2090	84	2490	100	17	45-134/33
110-86-1	Pyridine	ND		2500	866	35	979	39	12	20-78/38
120-82-1	1,2,4-Trichlorobenzene	ND		2500	1360	54	1570	63	14	31-122/44

5.3.1  
5

# Matrix Spike/Matrix Spike Duplicate Summary

**Job Number:** C16941  
**Account:** IRISECAO Iris Environmental  
**Project:** Romic Soil Investigation(Romic EPA) - 2081 Bay Road,East Palo Alto,CA

Sample	File ID	DF	Analyzed	By	Prep Date	Prep Batch	Analytical Batch
OP4211-MS	Y8772.D	1	07/12/11	MT	07/12/11	OP4211	EY419
OP4211-MSD	Y8773.D	1	07/12/11	MT	07/12/11	OP4211	EY419
C16932-6	Y8771.D	1	07/12/11	MT	07/12/11	OP4211	EY419

The QC reported here applies to the following samples:

Method: SW846 8270C

C16941-10, C16941-13, C16941-19, C16941-22, C16941-31

CAS No.	Surrogate Recoveries	MS	MSD	C16932-6	Limits
367-12-4	2-Fluorophenol	56%	63%	72%	20-100%
4165-62-2	Phenol-d5	61%	66%	76%	20-100%
118-79-6	2,4,6-Tribromophenol	81%	90%	91%	30-100%
4165-60-0	Nitrobenzene-d5	57%	65%	74%	20-100%
321-60-8	2-Fluorobiphenyl	61%	67%	76%	20-106%
1718-51-0	Terphenyl-d14	81%	98%	98%	55-130%

5.3.1  
5

# Matrix Spike/Matrix Spike Duplicate Summary

**Job Number:** C16941  
**Account:** IRISECAO Iris Environmental  
**Project:** Romic Soil Investigation(Romic EPA) - 2081 Bay Road,East Palo Alto,CA

Sample	File ID	DF	Analyzed	By	Prep Date	Prep Batch	Analytical Batch
OP4270-MS	Y8979.D	1	07/23/11	MT	07/20/11	OP4270	EY428
OP4270-MSD	Y8980.D	1	07/23/11	MT	07/20/11	OP4270	EY428
C17043-20	Y8919.D	1	07/20/11	MT	07/20/11	OP4270	EY425

The QC reported here applies to the following samples:

Method: SW846 8270C

C16941-10A

CAS No.	Compound	C17043-20 ug/kg	Spike Q	ug/kg	MS ug/kg	MS %	MSD ug/kg	MSD %	RPD	Limits Rec/RPD
65-85-0	Benzoic acid	2030		5000	3040	20*	2570	11*	17	24-116/36
95-57-8	2-Chlorophenol	ND		2500	660	26*	610	25*	7	31-130/31
59-50-7	4-Chloro-3-methyl phenol	ND		2500	1490	60	1440	58	3	35-117/38
120-83-2	2,4-Dichlorophenol	ND		2500	1110	44	1110	44	0	40-111/30
105-67-9	2,4-Dimethylphenol	ND		2500	1050	42	1040	42	1	29-109/31
51-28-5	2,4-Dinitrophenol	ND		2500	2240	90	2050	82	9	19-117/40
534-52-1	4,6-Dinitro-o-cresol	ND		2500	2060	82	1910	76	8	28-119/37
95-48-7	2-Methylphenol	222	J	2500	1070	34	1040	33	3	33-114/29
	3&4-Methylphenol	895		2500	1070	7*	1070	7*	0	34-115/31
88-75-5	2-Nitrophenol	ND		2500	953	38	970	39	2	20-116/30
100-02-7	4-Nitrophenol	ND		2500	2350	94	2290	92	3	6-114/56
87-86-5	Pentachlorophenol	ND		2500	2490	100	2390	96	4	10-115/39
108-95-2	Phenol	2950		2500	150	-112*	120	-113*	25	28-122/38
95-95-4	2,4,5-Trichlorophenol	ND		2500	1630	65	1520	61	7	30-111/28
88-06-2	2,4,6-Trichlorophenol	ND		2500	1380	55	1320	53	4	30-110/27
83-32-9	Acenaphthene	ND		2500	1160	46	1150	46	1	34-129/31
208-96-8	Acenaphthylene	ND		2500	1200	48	1220	49	2	38-118/30
62-53-3	Aniline	ND		2500	670	27*	581	23*	14	28-112/38
120-12-7	Anthracene	ND		2500	1960	78	1850	74	6	41-114/29
103-33-3	Azobenzene	ND		2500	1590	64	1560	62	2	28-114/27
92-87-5	Benzidine	ND		5000	ND	0*	ND	0*	nc	10-156/50
56-55-3	Benzo(a)anthracene	ND		2500	2300	92	2140	86	7	40-116/31
50-32-8	Benzo(a)pyrene	ND		2500	2260	90	2220	89	2	39-112/32
205-99-2	Benzo(b)fluoranthene	ND		2500	2180	87	2200	88	1	40-117/31
191-24-2	Benzo(g,h,i)perylene	ND		2500	2320	93	2120	85	9	36-113/32
207-08-9	Benzo(k)fluoranthene	ND		2500	2260	90	2260	90	0	41-117/30
101-55-3	4-Bromophenyl phenyl ether	ND		2500	1650	66	1580	63	4	30-114/26
85-68-7	Butyl benzyl phthalate	ND		2500	2430	97	2370	95	3	27-110/28
100-51-6	Benzyl Alcohol	ND		2500	1290	52	1310	52	2	31-112/34
91-58-7	2-Chloronaphthalene	ND		2500	1050	42	1090	44	4	37-115/28
106-47-8	4-Chloroaniline	ND		2500	513	21*	352	14*	37*	29-95/34
86-74-8	Carbazole	ND		2500	2020	81	1910	76	6	40-116/30
218-01-9	Chrysene	ND		2500	2280	91	2140	86	6	40-117/31
111-91-1	bis(2-Chloroethoxy)methane	ND		2500	1010	40	993	40	2	31-99/30
111-44-4	bis(2-Chloroethyl)ether	ND		2500	931	37	938	38	1	30-106/33
108-60-1	bis(2-Chloroisopropyl)ether	ND		2500	947	38	951	38	0	24-104/32

5.3.2  
 5



# Matrix Spike/Matrix Spike Duplicate Summary

**Job Number:** C16941

**Account:** IRISECAO Iris Environmental

**Project:** Romic Soil Investigation(Romic EPA) - 2081 Bay Road,East Palo Alto,CA

Sample	File ID	DF	Analyzed	By	Prep Date	Prep Batch	Analytical Batch
OP4270-MS	Y8979.D	1	07/23/11	MT	07/20/11	OP4270	EY428
OP4270-MSD	Y8980.D	1	07/23/11	MT	07/20/11	OP4270	EY428
C17043-20	Y8919.D	1	07/20/11	MT	07/20/11	OP4270	EY425

The QC reported here applies to the following samples:

Method: SW846 8270C

C16941-10A

CAS No.	Compound	C17043-20 ug/kg	Spike Q	ug/kg	MS ug/kg	MS %	MSD ug/kg	MSD %	RPD	Limits Rec/RPD
7005-72-3	4-Chlorophenyl phenyl ether	ND		2500	1380	55	1380	55	0	30-111/26
95-50-1	1,2-Dichlorobenzene	ND		2500	881	35	867	35	2	27-111/35
541-73-1	1,3-Dichlorobenzene	ND		2500	835	33	805	32	4	25-116/36
106-46-7	1,4-Dichlorobenzene	ND		2500	850	34	866	35	2	27-120/30
121-14-2	2,4-Dinitrotoluene	ND		2500	1920	77	1770	71	8	27-114/38
606-20-2	2,6-Dinitrotoluene	ND		2500	1620	65	1510	60	7	27-114/30
91-94-1	3,3'-Dichlorobenzidine	ND		5000	3210	64	2600	52	21	24-118/31
53-70-3	Dibenzo(a,h)anthracene	ND		2500	2220	89	2090	84	6	37-115/29
132-64-9	Dibenzofuran	ND		2500	1330	53	1310	52	2	28-113/27
122-39-4	Diphenylamine	ND		2500	1800	72	1670	67	7	23-117/28
84-74-2	Di-n-butyl phthalate	ND		2500	2240	90	2190	88	2	29-115/27
117-84-0	Di-n-octyl phthalate	3930		2500	2300	-65*	2350	-63*	2	29-127/28
84-66-2	Diethyl phthalate	ND		2500	2030	81	1890	76	7	29-116/27
131-11-3	Dimethyl phthalate	ND		2500	1580	63	1500	60	5	30-110/26
117-81-7	bis(2-Ethylhexyl)phthalate	7350		2500	2480	-195* a	2370	-199* a	5	27-121/29
206-44-0	Fluoranthene	ND		2500	2240	90	2080	83	7	40-120/32
86-73-7	Fluorene	ND		2500	1480	59	1410	56	5	40-119/30
118-74-1	Hexachlorobenzene	ND		2500	1640	66	1590	64	3	28-113/27
87-68-3	Hexachlorobutadiene	ND		2500	1010	40	977	39	3	29-115/33
77-47-4	Hexachlorocyclopentadiene	ND		2500	395	16*	661	26	50*	26-114/41
67-72-1	Hexachloroethane	ND		2500	862	34	852	34	1	24-109/38
193-39-5	Indeno(1,2,3-cd)pyrene	ND		2500	2110	84	2110	84	0	37-114/33
78-59-1	Isophorone	ND		2500	965	39	946	38	2	28-117/30
90-12-0	1-Methylnaphthalene	ND		2500	968	39	1000	40	3	25-113/33
91-57-6	2-Methylnaphthalene	ND		2500	1000	40	1020	41	2	27-113/32
88-74-4	2-Nitroaniline	ND		2500	1630	65	1520	61	7	23-116/29
99-09-2	3-Nitroaniline	ND		2500	1260	50	1060	42	17	29-115/31
100-01-6	4-Nitroaniline	ND		2500	1160	46	963	39	19	29-114/31
91-20-3	Naphthalene	ND		2500	997	40	1010	40	1	24-113/32
98-95-3	Nitrobenzene	ND		2500	962	38	974	39	1	23-112/32
62-75-9	N-Nitrosodimethylamine	ND		2500	880	35	890	35	0	20-108/34
621-64-7	N-Nitroso-di-n-propylamine	ND		2500	1040	42	1100	44	6	26-127/43
85-01-8	Phenanthrene	ND		2500	1940	78	1800	72	7	41-113/32
129-00-0	Pyrene	ND		2500	2230	89	2100	84	6	45-134/33
110-86-1	Pyridine	ND		2500	651	26	629	25	3	20-78/38
120-82-1	1,2,4-Trichlorobenzene	ND		2500	899	36	898	36	0	31-122/44

5.3.2  
5

# Matrix Spike/Matrix Spike Duplicate Summary

**Job Number:** C16941  
**Account:** IRISECAO Iris Environmental  
**Project:** Romic Soil Investigation(Romic EPA) - 2081 Bay Road,East Palo Alto,CA

Sample	File ID	DF	Analyzed	By	Prep Date	Prep Batch	Analytical Batch
OP4270-MS	Y8979.D	1	07/23/11	MT	07/20/11	OP4270	EY428
OP4270-MSD	Y8980.D	1	07/23/11	MT	07/20/11	OP4270	EY428
C17043-20	Y8919.D	1	07/20/11	MT	07/20/11	OP4270	EY425

The QC reported here applies to the following samples:

Method: SW846 8270C

C16941-10A

CAS No.	Surrogate Recoveries	MS	MSD	C17043-20	Limits
367-12-4	2-Fluorophenol	39%	37%	38%	20-100%
4165-62-2	Phenol-d5	6% * b	4% * b	36%	20-100%
118-79-6	2,4,6-Tribromophenol	77%	71%	84%	30-100%
4165-60-0	Nitrobenzene-d5	39%	38%	39%	20-100%
321-60-8	2-Fluorobiphenyl	41%	42%	41%	20-106%
1718-51-0	Terphenyl-d14	90%	84%	92%	55-130%

(a) Outside control limits due to high level in sample relative to spike amount.

(b) Outside control limits due to matrix interference.

5.3.2  
5

## GC Volatiles

---

## QC Data Summaries

---

Includes the following where applicable:

- Method Blank Summaries
- Blank Spike Summaries
- Matrix Spike and Duplicate Summaries

## Method Blank Summary

**Job Number:** C16941

**Account:** IRISECAO Iris Environmental

**Project:** Romic Soil Investigation(Romic EPA) - 2081 Bay Road,East Palo Alto,CA

Sample	File ID	DF	Analyzed	By	Prep Date	Prep Batch	Analytical Batch
GJK872-MB	JK21034.D	1	07/19/11	TT	n/a	n/a	GJK872

The QC reported here applies to the following samples:

Method: SW846 8015B

C16941-1, C16941-2, C16941-3, C16941-4, C16941-5, C16941-6, C16941-7, C16941-8, C16941-9, C16941-10, C16941-11, C16941-12, C16941-13, C16941-14, C16941-15

CAS No.	Compound	Result	RL	MDL	Units	Q
	TPH-GRO (C6-C10)	ND	0.10	0.050	mg/kg	

CAS No.	Surrogate Recoveries	Limits
98-08-8	aaa-Trifluorotoluene	93% 60-157%

## Method Blank Summary

**Job Number:** C16941  
**Account:** IRISECAO Iris Environmental  
**Project:** Romic Soil Investigation(Romic EPA) - 2081 Bay Road,East Palo Alto,CA

Sample	File ID	DF	Analyzed	By	Prep Date	Prep Batch	Analytical Batch
GJK873-MB	JK21061.D	1	07/19/11	TT	n/a	n/a	GJK873

The QC reported here applies to the following samples: **Method:** SW846 8015B

C16941-16, C16941-17, C16941-18, C16941-19, C16941-20, C16941-21, C16941-22, C16941-23, C16941-24, C16941-25, C16941-26, C16941-27, C16941-28, C16941-29, C16941-30, C16941-31, C16941-32

CAS No.	Compound	Result	RL	MDL	Units	Q
	TPH-GRO (C6-C10)	ND	0.10	0.050	mg/kg	

CAS No.	Surrogate Recoveries	Limits
98-08-8	aaa-Trifluorotoluene	91% 60-157%

# Method Blank Summary

**Job Number:** C16941  
**Account:** IRISECAO Iris Environmental  
**Project:** Romic Soil Investigation(Romic EPA) - 2081 Bay Road,East Palo Alto,CA

Sample	File ID	DF	Analyzed	By	Prep Date	Prep Batch	Analytical Batch
GJK877-MB	JK21169.D	1	07/22/11	TT	n/a	n/a	GJK877

The QC reported here applies to the following samples:

Method: SW846 8015B

C16941-10A

CAS No.	Compound	Result	RL	MDL	Units	Q
	TPH-GRO (C6-C10)	ND	0.10	0.050	mg/kg	

CAS No.	Surrogate Recoveries	Limits
98-08-8	aaa-Trifluorotoluene	90% 60-157%

# Blank Spike/Blank Spike Duplicate Summary

**Job Number:** C16941  
**Account:** IRISECAO Iris Environmental  
**Project:** Romic Soil Investigation(Romic EPA) - 2081 Bay Road,East Palo Alto,CA

Sample	File ID	DF	Analyzed	By	Prep Date	Prep Batch	Analytical Batch
GJK872-BS	JK21032.D	1	07/19/11	TT	n/a	n/a	GJK872
GJK872-BSD	JK21033.D	1	07/19/11	TT	n/a	n/a	GJK872

The QC reported here applies to the following samples: Method: SW846 8015B

C16941-1, C16941-2, C16941-3, C16941-4, C16941-5, C16941-6, C16941-7, C16941-8, C16941-9, C16941-10, C16941-11, C16941-12, C16941-13, C16941-14, C16941-15

CAS No.	Compound	Spike mg/kg	BSP mg/kg	BSP %	BSD mg/kg	BSD %	RPD	Limits Rec/RPD
	TPH-GRO (C6-C10)	0.5	0.477	95	0.502	100	5	65-135/30

CAS No.	Surrogate Recoveries	BSP	BSD	Limits
98-08-8	aaa-Trifluorotoluene	119%	121%	60-157%

6.2.1  
6

# Blank Spike/Blank Spike Duplicate Summary

**Job Number:** C16941  
**Account:** IRISECAO Iris Environmental  
**Project:** Romic Soil Investigation(Romic EPA) - 2081 Bay Road,East Palo Alto,CA

Sample	File ID	DF	Analyzed	By	Prep Date	Prep Batch	Analytical Batch
GJK873-BS	JK21059.D	1	07/19/11	TT	n/a	n/a	GJK873
GJK873-BSD	JK21060.D	1	07/19/11	TT	n/a	n/a	GJK873

The QC reported here applies to the following samples: Method: SW846 8015B

C16941-16, C16941-17, C16941-18, C16941-19, C16941-20, C16941-21, C16941-22, C16941-23, C16941-24, C16941-25, C16941-26, C16941-27, C16941-28, C16941-29, C16941-30, C16941-31, C16941-32

CAS No.	Compound	Spike mg/kg	BSP mg/kg	BSP %	BSD mg/kg	BSD %	RPD	Limits Rec/RPD
	TPH-GRO (C6-C10)	0.5	0.489	98	0.497	99	2	65-135/30

CAS No.	Surrogate Recoveries	BSP	BSD	Limits
98-08-8	aaa-Trifluorotoluene	119%	122%	60-157%

6.2.2

6



# Blank Spike/Blank Spike Duplicate Summary

**Job Number:** C16941  
**Account:** IRISECAO Iris Environmental  
**Project:** Romic Soil Investigation(Romic EPA) - 2081 Bay Road,East Palo Alto,CA

Sample	File ID	DF	Analyzed	By	Prep Date	Prep Batch	Analytical Batch
GJK877-BS	JK21167.D	1	07/22/11	TT	n/a	n/a	GJK877
GJK877-BSD	JK21168.D	1	07/22/11	TT	n/a	n/a	GJK877

The QC reported here applies to the following samples:

Method: SW846 8015B

C16941-10A

CAS No.	Compound	Spike mg/kg	BSP mg/kg	BSP %	BSD mg/kg	BSD %	RPD	Limits Rec/RPD
	TPH-GRO (C6-C10)	0.5	0.469	94	0.455	91	3	65-135/30

CAS No.	Surrogate Recoveries	BSP	BSD	Limits
98-08-8	aaa-Trifluorotoluene	115%	116%	60-157%

6.2.3  
6

# Matrix Spike/Matrix Spike Duplicate Summary

**Job Number:** C16941  
**Account:** IRISECAO Iris Environmental  
**Project:** Romic Soil Investigation(Romic EPA) - 2081 Bay Road,East Palo Alto,CA

Sample	File ID	DF	Analyzed	By	Prep Date	Prep Batch	Analytical Batch
C16941-13MS	JK21056.D	1	07/19/11	TT	n/a	n/a	GJK872
C16941-13MSD	JK21057.D	1	07/19/11	TT	n/a	n/a	GJK872
C16941-13	JK21053.D	1	07/19/11	TT	n/a	n/a	GJK872

**The QC reported here applies to the following samples:** **Method:** SW846 8015B

C16941-1, C16941-2, C16941-3, C16941-4, C16941-5, C16941-6, C16941-7, C16941-8, C16941-9, C16941-10, C16941-11, C16941-12, C16941-13, C16941-14, C16941-15

CAS No.	Compound	C16941-13 mg/kg	Spike Q	mg/kg	MS mg/kg	MS %	MSD mg/kg	MSD %	RPD	Limits Rec/RPD
	TPH-GRO (C6-C10)	ND	0.495	0.415	84	0.408	84	2	65-135/25	

CAS No.	Surrogate Recoveries	MS	MSD	C16941-13	Limits
98-08-8	aaa-Trifluorotoluene	119%	119%	92%	60-157%

6.3.1

6

# Matrix Spike/Matrix Spike Duplicate Summary

**Job Number:** C16941  
**Account:** IRISECAO Iris Environmental  
**Project:** Romic Soil Investigation(Romic EPA) - 2081 Bay Road,East Palo Alto,CA

Sample	File ID	DF	Analyzed	By	Prep Date	Prep Batch	Analytical Batch
C16941-26MS	JK21083.D	1	07/20/11	TT	n/a	n/a	GJK873
C16941-26MSD	JK21084.D	1	07/20/11	TT	n/a	n/a	GJK873
C16941-26	JK21073.D	1	07/20/11	TT	n/a	n/a	GJK873

**The QC reported here applies to the following samples:** **Method:** SW846 8015B

C16941-16, C16941-17, C16941-18, C16941-19, C16941-20, C16941-21, C16941-22, C16941-23, C16941-24, C16941-25, C16941-26, C16941-27, C16941-28, C16941-29, C16941-30, C16941-31, C16941-32

CAS No.	Compound	C16941-26 mg/kg	Spike Q	mg/kg	MS mg/kg	MS %	MSD mg/kg	MSD %	RPD	Limits Rec/RPD
	TPH-GRO (C6-C10)	ND	0.495	0.308	62*	0.375	77	20	65-135/25	

CAS No.	Surrogate Recoveries	MS	MSD	C16941-26	Limits
98-08-8	aaa-Trifluorotoluene	111%	118%	93%	60-157%

6.3.2  
6

# Matrix Spike/Matrix Spike Duplicate Summary

**Job Number:** C16941  
**Account:** IRISECAO Iris Environmental  
**Project:** Romic Soil Investigation(Romic EPA) - 2081 Bay Road,East Palo Alto,CA

Sample	File ID	DF	Analyzed	By	Prep Date	Prep Batch	Analytical Batch
C17120-10MS	JK21195.D	1	07/23/11	TT	n/a	n/a	GJK877
C17120-10MSD	JK21196.D	1	07/23/11	TT	n/a	n/a	GJK877
C17120-10	JK21187.D	1	07/23/11	TT	n/a	n/a	GJK877

The QC reported here applies to the following samples: Method: SW846 8015B

C16941-10A

CAS No.	Compound	C17120-10 mg/kg	Spike Q	mg/kg	MS mg/kg	MS %	MSD mg/kg	MSD %	RPD	Limits Rec/RPD
	TPH-GRO (C6-C10)	ND		0.458	0.389	85	0.402	81	3	65-135/25

CAS No.	Surrogate Recoveries	MS	MSD	C17120-10	Limits
98-08-8	aaa-Trifluorotoluene	116%	115%	90%	60-157%

6.3.3  
6

## GC Semi-volatiles

---

## QC Data Summaries

---

Includes the following where applicable:

- Method Blank Summaries
- Blank Spike Summaries
- Matrix Spike and Duplicate Summaries

# Method Blank Summary

**Job Number:** C16941  
**Account:** IRISECAO Iris Environmental  
**Project:** Romic Soil Investigation(Romic EPA) - 2081 Bay Road,East Palo Alto,CA

Sample	File ID	DF	Analyzed	By	Prep Date	Prep Batch	Analytical Batch
OP4230-MB	OO22352.D	1	07/16/11	RV	07/15/11	OP4230	G00718

**The QC reported here applies to the following samples:** **Method:** SW846 8081A

C16941-10, C16941-13, C16941-19, C16941-22, C16941-31

CAS No.	Compound	Result	RL	MDL	Units	Q
309-00-2	Aldrin	ND	25	10	ug/kg	
319-84-6	alpha-BHC	ND	25	11	ug/kg	
319-85-7	beta-BHC	ND	25	3.5	ug/kg	
319-86-8	delta-BHC	ND	25	3.5	ug/kg	
58-89-9	gamma-BHC (Lindane)	ND	25	7.5	ug/kg	
12789-03-6	Chlordane	ND	100	100	ug/kg	
60-57-1	Dieldrin	ND	25	3.0	ug/kg	
72-54-8	4,4' -DDD	ND	25	3.5	ug/kg	
72-55-9	4,4' -DDE	ND	25	3.0	ug/kg	
50-29-3	4,4' -DDT	ND	25	3.0	ug/kg	
72-20-8	Endrin	ND	25	3.0	ug/kg	
7421-93-4	Endrin aldehyde	ND	25	6.0	ug/kg	
959-98-8	Endosulfan-I	ND	25	3.5	ug/kg	
33213-65-9	Endosulfan-II	ND	25	3.5	ug/kg	
1031-07-8	Endosulfan sulfate	ND	25	8.0	ug/kg	
76-44-8	Heptachlor	ND	25	6.0	ug/kg	
1024-57-3	Heptachlor epoxide	ND	25	4.0	ug/kg	
72-43-5	Methoxychlor	ND	25	3.5	ug/kg	
8001-35-2	Toxaphene	ND	100	100	ug/kg	

CAS No.	Surrogate Recoveries	Limits	
877-09-8	Tetrachloro-m-xylene	57%	35-132%
877-09-8	Tetrachloro-m-xylene	57%	35-132%
2051-24-3	Decachlorobiphenyl	101%	35-132%
2051-24-3	Decachlorobiphenyl	89%	35-132%

7.1.1  
7

# Method Blank Summary

**Job Number:** C16941  
**Account:** IRISECAO Iris Environmental  
**Project:** Romic Soil Investigation(Romic EPA) - 2081 Bay Road,East Palo Alto,CA

Sample	File ID	DF	Analyzed	By	Prep Date	Prep Batch	Analytical Batch
OP4280-MB	OO22810.D	1	07/27/11	RV	07/22/11	OP4280	G00729

The QC reported here applies to the following samples: Method: SW846 8081A

C16941-10A

CAS No.	Compound	Result	RL	MDL	Units	Q
309-00-2	Aldrin	ND	25	10	ug/kg	
319-84-6	alpha-BHC	ND	25	11	ug/kg	
319-85-7	beta-BHC	ND	25	3.5	ug/kg	
319-86-8	delta-BHC	ND	25	3.5	ug/kg	
58-89-9	gamma-BHC (Lindane)	ND	25	7.5	ug/kg	
12789-03-6	Chlordane	ND	100	100	ug/kg	
60-57-1	Dieldrin	ND	25	3.0	ug/kg	
72-54-8	4,4' -DDD	ND	25	3.5	ug/kg	
72-55-9	4,4' -DDE	ND	25	3.0	ug/kg	
50-29-3	4,4' -DDT	ND	25	3.0	ug/kg	
72-20-8	Endrin	ND	25	3.0	ug/kg	
7421-93-4	Endrin aldehyde	ND	25	6.0	ug/kg	
959-98-8	Endosulfan-I	ND	25	3.5	ug/kg	
33213-65-9	Endosulfan-II	ND	25	3.5	ug/kg	
1031-07-8	Endosulfan sulfate	ND	25	8.0	ug/kg	
76-44-8	Heptachlor	ND	25	6.0	ug/kg	
1024-57-3	Heptachlor epoxide	ND	25	4.0	ug/kg	
72-43-5	Methoxychlor	ND	25	3.5	ug/kg	
8001-35-2	Toxaphene	ND	100	100	ug/kg	

CAS No.	Surrogate Recoveries	Limits	
877-09-8	Tetrachloro-m-xylene	66%	35-132%
877-09-8	Tetrachloro-m-xylene	71%	35-132%
2051-24-3	Decachlorobiphenyl	83%	35-132%
2051-24-3	Decachlorobiphenyl	103%	35-132%

7.1.2  
7

# Method Blank Summary

**Job Number:** C16941  
**Account:** IRISECAO Iris Environmental  
**Project:** Romic Soil Investigation(Romic EPA) - 2081 Bay Road,East Palo Alto,CA

Sample	File ID	DF	Analyzed	By	Prep Date	Prep Batch	Analytical Batch
OP4231-MB	PP20064.D	1	07/17/11	RV	07/15/11	OP4231	GPP685

**The QC reported here applies to the following samples:** **Method:** SW846 8082

C16941-10, C16941-13, C16941-19, C16941-22, C16941-31

CAS No.	Compound	Result	RL	MDL	Units	Q
12674-11-2	Aroclor 1016	ND	100	17	ug/kg	
11104-28-2	Aroclor 1221	ND	100	50	ug/kg	
11141-16-5	Aroclor 1232	ND	100	50	ug/kg	
53469-21-9	Aroclor 1242	ND	100	50	ug/kg	
12672-29-6	Aroclor 1248	ND	100	50	ug/kg	
11097-69-1	Aroclor 1254	ND	100	50	ug/kg	
11096-82-5	Aroclor 1260	ND	100	20	ug/kg	

CAS No.	Surrogate Recoveries	Limits	
877-09-8	Tetrachloro-m-xylene	57%	45-108%
877-09-8	Tetrachloro-m-xylene	55%	45-108%
2051-24-3	Decachlorobiphenyl	107%	54-121%
2051-24-3	Decachlorobiphenyl	97%	54-121%

7.1.3  
7



# Method Blank Summary

**Job Number:** C16941  
**Account:** IRISECAO Iris Environmental  
**Project:** Romic Soil Investigation(Romic EPA) - 2081 Bay Road,East Palo Alto,CA

Sample	File ID	DF	Analyzed	By	Prep Date	Prep Batch	Analytical Batch
OP4281-MB	PP20324.D	1	07/22/11	RV	07/22/11	OP4281	GPP689

The QC reported here applies to the following samples: Method: SW846 8082

C16941-10A

CAS No.	Compound	Result	RL	MDL	Units	Q
12674-11-2	Aroclor 1016	ND	100	17	ug/kg	
11104-28-2	Aroclor 1221	ND	100	50	ug/kg	
11141-16-5	Aroclor 1232	ND	100	50	ug/kg	
53469-21-9	Aroclor 1242	ND	100	50	ug/kg	
12672-29-6	Aroclor 1248	ND	100	50	ug/kg	
11097-69-1	Aroclor 1254	ND	100	50	ug/kg	
11096-82-5	Aroclor 1260	ND	100	20	ug/kg	

CAS No.	Surrogate Recoveries	Limits	
877-09-8	Tetrachloro-m-xylene	70%	45-108%
877-09-8	Tetrachloro-m-xylene	73%	45-108%
2051-24-3	Decachlorobiphenyl	91%	54-121%
2051-24-3	Decachlorobiphenyl	81%	54-121%

7.1.4  
7

## Method Blank Summary

**Job Number:** C16941  
**Account:** IRISECAO Iris Environmental  
**Project:** Romic Soil Investigation(Romic EPA) - 2081 Bay Road,East Palo Alto,CA

Sample	File ID	DF	Analyzed	By	Prep Date	Prep Batch	Analytical Batch
OP4224-MB	GG26618.D	1	07/14/11	JH	07/14/11	OP4224	GGG720

The QC reported here applies to the following samples:

Method: SW846 8015B M

C16941-1, C16941-2, C16941-3, C16941-4, C16941-5, C16941-6, C16941-7, C16941-8, C16941-9, C16941-10, C16941-11, C16941-12, C16941-13, C16941-14, C16941-15, C16941-16, C16941-17, C16941-18

CAS No.	Compound	Result	RL	MDL	Units	Q
	TPH (C10-C28)	ND	10	5.0	mg/kg	
	TPH (> C28-C40)	ND	20	10	mg/kg	

CAS No.	Surrogate Recoveries	Limits
630-01-3	Hexacosane	76% 45-140%

7.1.5  
7

## Method Blank Summary

**Job Number:** C16941  
**Account:** IRISECAO Iris Environmental  
**Project:** Romic Soil Investigation(Romic EPA) - 2081 Bay Road,East Palo Alto,CA

Sample	File ID	DF	Analyzed	By	Prep Date	Prep Batch	Analytical Batch
OP4234-MB	GG26731.D	1	07/16/11	JH	07/15/11	OP4234	GGG722

The QC reported here applies to the following samples:

Method: SW846 8015B M

C16941-19, C16941-20, C16941-21, C16941-22, C16941-23, C16941-24, C16941-25, C16941-26, C16941-27, C16941-28, C16941-29, C16941-30, C16941-31, C16941-32

CAS No.	Compound	Result	RL	MDL	Units	Q
	TPH (C10-C28)	ND	10	5.0	mg/kg	
	TPH (> C28-C40)	ND	20	10	mg/kg	

CAS No.	Surrogate Recoveries	Limits
630-01-3	Hexacosane	70% 45-140%

## Method Blank Summary

**Job Number:** C16941  
**Account:** IRISECAO Iris Environmental  
**Project:** Romic Soil Investigation(Romic EPA) - 2081 Bay Road,East Palo Alto,CA

Sample	File ID	DF	Analyzed	By	Prep Date	Prep Batch	Analytical Batch
OP4277-MB	HH15382.D	1	07/23/11	JH	07/21/11	OP4277	GHH527

The QC reported here applies to the following samples:

Method: SW846 8015B M

C16941-10A

CAS No.	Compound	Result	RL	MDL	Units	Q
	TPH (C10-C28)	ND	10	5.0	mg/kg	
	TPH (> C28-C40)	ND	20	10	mg/kg	

CAS No.	Surrogate Recoveries	Limits
630-01-3	Hexacosane	69% 45-140%

7.1.7  
7

# Blank Spike/Blank Spike Duplicate Summary

**Job Number:** C16941

**Account:** IRISECAO Iris Environmental

**Project:** Romic Soil Investigation(Romic EPA) - 2081 Bay Road,East Palo Alto,CA

Sample	File ID	DF	Analyzed	By	Prep Date	Prep Batch	Analytical Batch
OP4230-BS	OO22353.D	1	07/16/11	RV	07/15/11	OP4230	G00718
OP4230-BSD	OO22354.D	1	07/16/11	RV	07/15/11	OP4230	G00718

The QC reported here applies to the following samples:

Method: SW846 8081A

C16941-10, C16941-13, C16941-19, C16941-22, C16941-31

CAS No.	Compound	Spike ug/kg	BSP ug/kg	BSP %	BSD ug/kg	BSD %	RPD	Limits Rec/RPD
309-00-2	Aldrin	100	67.9	68	69.7	70	3	40-140/30
319-84-6	alpha-BHC	100	72.0	72	74.6	75	4	40-140/30
319-85-7	beta-BHC	100	70.9	71	71.0	71	0	40-140/30
319-86-8	delta-BHC	100	81.9	82	82.5	83	1	40-140/30
58-89-9	gamma-BHC (Lindane)	100	71.8	72	74.4	74	4	40-140/30
60-57-1	Dieldrin	100	78.8	79	79.9	80	1	40-145/30
72-54-8	4,4'-DDD	100	99.2	99	97.2	97	2	40-140/30
72-55-9	4,4'-DDE	100	85.5	86	83.6	84	2	40-140/30
50-29-3	4,4'-DDT	100	87.1	87	84.9	85	3	40-140/30
72-20-8	Endrin	100	80.6	81	80.4	80	0	40-140/30
7421-93-4	Endrin aldehyde	100	90.8	91	90.3	90	1	40-140/30
959-98-8	Endosulfan-I	100	74.2	74	75.9	76	2	40-140/30
33213-65-9	Endosulfan-II	100	90.3	90	86.6	87	4	40-140/30
1031-07-8	Endosulfan sulfate	100	98.8	99	95.2	95	4	40-140/30
76-44-8	Heptachlor	100	64.7	65	66.4	66	3	40-140/30
1024-57-3	Heptachlor epoxide	100	67.5	68	68.3	68	1	40-140/30
72-43-5	Methoxychlor	100	96.4	96	95.4	95	1	40-140/30

CAS No.	Surrogate Recoveries	BSP	BSD	Limits
877-09-8	Tetrachloro-m-xylene	62%	63%	35-132%
877-09-8	Tetrachloro-m-xylene	61%	63%	35-132%
2051-24-3	Decachlorobiphenyl	103%	100%	35-132%
2051-24-3	Decachlorobiphenyl	88%	89%	35-132%

7.2.1

7

# Blank Spike/Blank Spike Duplicate Summary

**Job Number:** C16941  
**Account:** IRISECAO Iris Environmental  
**Project:** Romic Soil Investigation(Romic EPA) - 2081 Bay Road,East Palo Alto,CA

Sample	File ID	DF	Analyzed	By	Prep Date	Prep Batch	Analytical Batch
OP4280-BS	OO22808.D	1	07/27/11	RV	07/22/11	OP4280	G00729
OP4280-BSD	OO22809.D	1	07/27/11	RV	07/22/11	OP4280	G00729

The QC reported here applies to the following samples: Method: SW846 8081A

C16941-10A

CAS No.	Compound	Spike ug/kg	BSP ug/kg	BSP %	BSD ug/kg	BSD %	RPD	Limits Rec/RPD
309-00-2	Aldrin	100	71.2	71	70.2	70	1	40-140/30
319-84-6	alpha-BHC	100	74.8	75	73.4	73	2	40-140/30
319-85-7	beta-BHC	100	77.9	78	76.8	77	1	40-140/30
319-86-8	delta-BHC	100	87.6	88	87.1	87	1	40-140/30
58-89-9	gamma-BHC (Lindane)	100	76.1	76	75.0	75	1	40-140/30
60-57-1	Dieldrin	100	81.0	81	79.0	79	3	40-145/30
72-54-8	4,4'-DDD	100	93.6	94	91.6	92	2	40-140/30
72-55-9	4,4'-DDE	100	80.4	80	79.1	79	2	40-140/30
50-29-3	4,4'-DDT	100	86.9	87	85.8	86	1	40-140/30
72-20-8	Endrin	100	84.5	85	82.0	82	3	40-140/30
7421-93-4	Endrin aldehyde	100	96.2	96	94.5	95	2	40-140/30
959-98-8	Endosulfan-I	100	84.3	84	83.2	83	1	40-140/30
33213-65-9	Endosulfan-II	100	101	101	94.6	95	7	40-140/30
1031-07-8	Endosulfan sulfate	100	104	104	104	104	0	40-140/30
76-44-8	Heptachlor	100	79.3	79	78.2	78	1	40-140/30
1024-57-3	Heptachlor epoxide	100	80.3	80	79.5	80	1	40-140/30
72-43-5	Methoxychlor	100	102	102	94.1	94	8	40-140/30

CAS No.	Surrogate Recoveries	BSP	BSD	Limits
877-09-8	Tetrachloro-m-xylene	66%	64%	35-132%
877-09-8	Tetrachloro-m-xylene	68%	69%	35-132%
2051-24-3	Decachlorobiphenyl	83%	83%	35-132%
2051-24-3	Decachlorobiphenyl	102%	102%	35-132%

7.2.2  
7

# Blank Spike/Blank Spike Duplicate Summary

**Job Number:** C16941  
**Account:** IRISECAO Iris Environmental  
**Project:** Romic Soil Investigation(Romic EPA) - 2081 Bay Road, East Palo Alto, CA

Sample	File ID	DF	Analyzed	By	Prep Date	Prep Batch	Analytical Batch
OP4231-BS	PP20076.D	1	07/17/11	RV	07/15/11	OP4231	GPP685
OP4231-BSD	PP20077.D	1	07/17/11	RV	07/15/11	OP4231	GPP685

The QC reported here applies to the following samples: Method: SW846 8082

C16941-10, C16941-13, C16941-19, C16941-22, C16941-31

CAS No.	Compound	Spike ug/kg	BSP ug/kg	BSP %	BSD ug/kg	BSD %	RPD	Limits Rec/RPD
12674-11-2	Aroclor 1016	400	243	61	243	61	0	40-145/30
11096-82-5	Aroclor 1260	400	380	95	388	97	2	40-145/30

CAS No.	Surrogate Recoveries	BSP	BSD	Limits
877-09-8	Tetrachloro-m-xylene	54%	55%	45-108%
877-09-8	Tetrachloro-m-xylene	53%	54%	45-108%
2051-24-3	Decachlorobiphenyl	104%	106%	54-121%
2051-24-3	Decachlorobiphenyl	92%	95%	54-121%

7.2.3  
7

# Blank Spike/Blank Spike Duplicate Summary

**Job Number:** C16941  
**Account:** IRISECAO Iris Environmental  
**Project:** Romic Soil Investigation(Romic EPA) - 2081 Bay Road,East Palo Alto,CA

Sample	File ID	DF	Analyzed	By	Prep Date	Prep Batch	Analytical Batch
OP4281-BS	PP20315.D	1	07/22/11	RV	07/22/11	OP4281	GPP689
OP4281-BSD	PP20316.D	1	07/22/11	RV	07/22/11	OP4281	GPP689

The QC reported here applies to the following samples: Method: SW846 8082

C16941-10A

CAS No.	Compound	Spike ug/kg	BSP ug/kg	BSP %	BSD ug/kg	BSD %	RPD	Limits Rec/RPD
12674-11-2	Aroclor 1016	400	294	74	297	74	1	40-145/30
11096-82-5	Aroclor 1260	400	344	86	352	88	2	40-145/30

CAS No.	Surrogate Recoveries	BSP	BSD	Limits
877-09-8	Tetrachloro-m-xylene	73%	75%	45-108%
877-09-8	Tetrachloro-m-xylene	78%	79%	45-108%
2051-24-3	Decachlorobiphenyl	92%	95%	54-121%
2051-24-3	Decachlorobiphenyl	87%	89%	54-121%

7.2.4  
7



# Blank Spike/Blank Spike Duplicate Summary

**Job Number:** C16941  
**Account:** IRISECAO Iris Environmental  
**Project:** Romic Soil Investigation(Romic EPA) - 2081 Bay Road,East Palo Alto,CA

Sample	File ID	DF	Analyzed	By	Prep Date	Prep Batch	Analytical Batch
OP4224-BS	GG26619.D	1	07/14/11	JH	07/14/11	OP4224	GGG720
OP4224-BSD	GG26620.D	1	07/14/11	JH	07/14/11	OP4224	GGG720

**The QC reported here applies to the following samples:** **Method:** SW846 8015B M

C16941-1, C16941-2, C16941-3, C16941-4, C16941-5, C16941-6, C16941-7, C16941-8, C16941-9, C16941-10, C16941-11, C16941-12, C16941-13, C16941-14, C16941-15, C16941-16, C16941-17, C16941-18

CAS No.	Compound	Spike mg/kg	BSP mg/kg	BSP %	BSD mg/kg	BSD %	RPD	Limits Rec/RPD
	TPH (C10-C28)	100	68.7	69	70.9	71	3	45-140/30
	TPH (> C28-C40)	100	72.9	73	70.3	70	4	45-140/30

CAS No.	Surrogate Recoveries	BSP	BSD	Limits
630-01-3	Hexacosane	87%	83%	45-140%

7.2.5  
7

# Blank Spike/Blank Spike Duplicate Summary

**Job Number:** C16941  
**Account:** IRISECAO Iris Environmental  
**Project:** Romic Soil Investigation(Romic EPA) - 2081 Bay Road,East Palo Alto,CA

Sample	File ID	DF	Analyzed	By	Prep Date	Prep Batch	Analytical Batch
OP4234-BS	GG26732.D	1	07/16/11	JH	07/15/11	OP4234	GGG722
OP4234-BSD	GG26733.D	1	07/16/11	JH	07/15/11	OP4234	GGG722

The QC reported here applies to the following samples: Method: SW846 8015B M

C16941-19, C16941-20, C16941-21, C16941-22, C16941-23, C16941-24, C16941-25, C16941-26, C16941-27, C16941-28, C16941-29, C16941-30, C16941-31, C16941-32

CAS No.	Compound	Spike mg/kg	BSP mg/kg	BSP %	BSD mg/kg	BSD %	RPD	Limits Rec/RPD
	TPH (C10-C28)	100	74.4	74	62.3	62	18	45-140/30
	TPH (> C28-C40)	100	66.1	66	52.3	52	23	45-140/30

CAS No.	Surrogate Recoveries	BSP	BSD	Limits
630-01-3	Hexacosane	84%	51%	45-140%

7.2.6  
7

# Blank Spike/Blank Spike Duplicate Summary

**Job Number:** C16941  
**Account:** IRISECAO Iris Environmental  
**Project:** Romic Soil Investigation(Romic EPA) - 2081 Bay Road,East Palo Alto,CA

Sample	File ID	DF	Analyzed	By	Prep Date	Prep Batch	Analytical Batch
OP4277-BS	HH15383.D	1	07/23/11	JH	07/21/11	OP4277	GHH527
OP4277-BSD	HH15384.D	1	07/23/11	JH	07/21/11	OP4277	GHH527

The QC reported here applies to the following samples: Method: SW846 8015B M

C16941-10A

CAS No.	Compound	Spike mg/kg	BSP mg/kg	BSP %	BSD mg/kg	BSD %	RPD	Limits Rec/RPD
	TPH (C10-C28)	100	71.9	72	71.1	71	1	45-140/30
	TPH (> C28-C40)	100	67.4	67	64.2	64	5	45-140/30

CAS No.	Surrogate Recoveries	BSP	BSD	Limits
630-01-3	Hexacosane	74%	68%	45-140%

7.2.7  
7

# Matrix Spike/Matrix Spike Duplicate Summary

**Job Number:** C16941  
**Account:** IRISECAO Iris Environmental  
**Project:** Romic Soil Investigation(Romic EPA) - 2081 Bay Road,East Palo Alto,CA

Sample	File ID	DF	Analyzed	By	Prep Date	Prep Batch	Analytical Batch
OP4230-MS	OO22668.D	60	07/24/11	RV	07/15/11	OP4230	G00726
OP4230-MSD	OO22669.D	60	07/24/11	RV	07/15/11	OP4230	G00726
C16941-13 <sup>a</sup>	OO22667.D	60	07/24/11	RV	07/15/11	OP4230	G00726

The QC reported here applies to the following samples: Method: SW846 8081A

C16941-10, C16941-13, C16941-19, C16941-22, C16941-31

CAS No.	Compound	C16941-13 ug/kg	Spike Q	ug/kg	MS ug/kg	MS %	MSD ug/kg	MSD %	RPD	Limits Rec/RPD
309-00-2	Aldrin	ND	99	90	91	82	83	9	40-140/40	
319-84-6	alpha-BHC	ND	99	69	70	65	66	6	40-140/40	
319-85-7	beta-BHC	ND	99	140	139	130	133	4	40-140/40	
319-86-8	delta-BHC	ND	99	79	80	78	78	2	40-140/40	
58-89-9	gamma-BHC (Lindane)	ND	99	79	80	78	79	1	40-140/40	
60-57-1	Dieldrin	ND	99	75	76	69	70	8	40-145/40	
72-54-8	4,4'-DDD	ND	99	89	89	90	91	2	40-140/40	
72-55-9	4,4'-DDE	ND	99	78	78	82	83	5	40-140/40	
50-29-3	4,4'-DDT	ND	99	82	83	83	84	1 <sup>b</sup>	40-140/40	
72-20-8	Endrin	ND	99	88	89	100	103	15	40-145/40	
7421-93-4	Endrin aldehyde	ND	99	130	133	130	135	2	40-140/40	
959-98-8	Endosulfan-I	ND	99	110	109	100	101	8	40-140/40	
33213-65-9	Endosulfan-II	ND	99	98	99	98	99	0	40-140/40	
1031-07-8	Endosulfan sulfate	ND	99	110	108	100	105	3	40-140/40	
76-44-8	Heptachlor	ND	99	100	102	90	91	11	40-140/40	
1024-57-3	Heptachlor epoxide	ND	99	110	114	110	110	4	40-140/40	
72-43-5	Methoxychlor	ND	99	55	56	56	57	2	40-140/40	

CAS No.	Surrogate Recoveries	MS	MSD	C16941-13	Limits
877-09-8	Tetrachloro-m-xylene	93%	90%	85%	35-132%
877-09-8	Tetrachloro-m-xylene	133%* <sup>c</sup>	132%	121%	35-132%
2051-24-3	Decachlorobiphenyl	113%	114%	106%	35-132%
2051-24-3	Decachlorobiphenyl	118%	113%	110%	35-132%

- (a) Reporting limits raised due to high concentration of PCB (Aroclor 1260) and non-target Hydrocarbons.
- (b) Result from signal 2.
- (c) Outside control limits due to dilution.

7.3.1  
7

# Matrix Spike/Matrix Spike Duplicate Summary

**Job Number:** C16941  
**Account:** IRISECAO Iris Environmental  
**Project:** Romc Soil Investigation(Romc EPA) - 2081 Bay Road,East Palo Alto,CA

Sample	File ID	DF	Analyzed	By	Prep Date	Prep Batch	Analytical Batch
OP4280-MS <sup>a</sup>	OO22818.D	20	07/28/11	RV	07/22/11	OP4280	G00729
OP4280-MSD <sup>a</sup>	OO22819.D	20	07/28/11	RV	07/22/11	OP4280	G00729
C17064-24 <sup>a</sup>	OO22817.D	20	07/28/11	RV	07/22/11	OP4280	G00729

**The QC reported here applies to the following samples:** **Method:** SW846 8081A

C16941-10A

CAS No.	Compound	C17064-24 ug/kg	Spike Q ug/kg	MS ug/kg	MS %	MSD ug/kg	MSD %	RPD	Limits Rec/RPD
309-00-2	Aldrin	ND	100	120	124	120	118	5	40-140/40
319-84-6	alpha-BHC	ND	100	40	40	35	35* <sup>b</sup>	15	40-140/40
319-85-7	beta-BHC	ND	100	166	166* <sup>b</sup>	157	157* <sup>b</sup>	6	40-140/40
319-86-8	delta-BHC	ND	100	109	109	108	108	1	40-140/40
58-89-9	gamma-BHC (Lindane)	ND	100	59	59	60	60	2	40-140/40
60-57-1	Dieldrin	ND	100	81.4	81	86.7	87	6	40-145/40
72-54-8	4,4'-DDD	ND	100	80.1	80	77.5	78	3	40-140/40
72-55-9	4,4'-DDE	ND	100	89.3	89	85.7	86	4	40-140/40
50-29-3	4,4'-DDT	ND	100	121	121	115	115	5	40-140/40
72-20-8	Endrin	ND	100	109	109	108	108	1	40-145/40
7421-93-4	Endrin aldehyde	ND	100	403	403* <sup>b</sup>	383	383* <sup>b</sup>	5	40-140/40
959-98-8	Endosulfan-I	ND	100	205	205* <sup>b</sup>	200	200* <sup>b</sup>	2	40-140/40
33213-65-9	Endosulfan-II	ND	100	176	176* <sup>b</sup>	173	173* <sup>b</sup>	2	40-140/40
1031-07-8	Endosulfan sulfate	ND	100	84	84	86	86	2	40-140/40
76-44-8	Heptachlor	ND	100	301	301* <sup>b</sup>	282	282* <sup>b</sup>	7	40-140/40
1024-57-3	Heptachlor epoxide	ND	100	174	174* <sup>b</sup>	178	178* <sup>b</sup>	2	40-140/40
72-43-5	Methoxychlor	ND	100	145	145* <sup>b</sup>	153	153* <sup>b</sup>	5	40-140/40

CAS No.	Surrogate Recoveries	MS	MSD	C17064-24	Limits
877-09-8	Tetrachloro-m-xylene	53%	48%	53%	35-132%
877-09-8	Tetrachloro-m-xylene	81%	69%	76%	35-132%
2051-24-3	Decachlorobiphenyl	102%	91%	93%	35-132%
2051-24-3	Decachlorobiphenyl	108%	101%	114%	35-132%

- (a) Reporting limits raised due to high concentration of PCB (Aroclor 1260) and non-target Hydrocarbons.
- (b) Outside control limits due to the presence of other Aroclors.

7.3.2  
7

# Matrix Spike/Matrix Spike Duplicate Summary

**Job Number:** C16941  
**Account:** IRISECAO Iris Environmental  
**Project:** Romic Soil Investigation(Romic EPA) - 2081 Bay Road,East Palo Alto,CA

Sample	File ID	DF	Analyzed	By	Prep Date	Prep Batch	Analytical Batch
OP4231-MS	PP20054.D	1	07/17/11	RV	07/15/11	OP4231	GPP685
OP4231-MSD	PP20055.D	1	07/17/11	RV	07/15/11	OP4231	GPP685
C16948-78	PP20052.D	1	07/17/11	RV	07/15/11	OP4231	GPP685

The QC reported here applies to the following samples: Method: SW846 8082

C16941-10, C16941-13, C16941-19, C16941-22, C16941-31

CAS No.	Compound	C16948-78 ug/kg	Spike Q ug/kg	MS ug/kg	MS %	MSD ug/kg	MSD %	RPD	Limits Rec/RPD
12674-11-2	Aroclor 1016	ND	400	286	72	272	68	5	40-145/40
11096-82-5	Aroclor 1260	ND	400	405	101	390	98	4	40-145/40

CAS No.	Surrogate Recoveries	MS	MSD	C16948-78	Limits
877-09-8	Tetrachloro-m-xylene	58%	55%	41% * a	45-108%
877-09-8	Tetrachloro-m-xylene	59%	56%	43% * a	45-108%
2051-24-3	Decachlorobiphenyl	103%	103%	104%	54-121%
2051-24-3	Decachlorobiphenyl	93%	94%	96%	54-121%

(a) Outside control limits due to matrix interference.

7.3.3  
7

# Matrix Spike/Matrix Spike Duplicate Summary

**Job Number:** C16941  
**Account:** IRISECAO Iris Environmental  
**Project:** Romic Soil Investigation(Romic EPA) - 2081 Bay Road,East Palo Alto,CA

Sample	File ID	DF	Analyzed	By	Prep Date	Prep Batch	Analytical Batch
OP4281-MS	PP20381.D	10	07/24/11	RV	07/22/11	OP4281	GPP690
OP4281-MSD	PP20382.D	10	07/24/11	RV	07/22/11	OP4281	GPP690
C17064-24	PP20319.D	1	07/22/11	RV	07/22/11	OP4281	GPP689
C17064-24	PP20380.D	10	07/24/11	RV	07/22/11	OP4281	GPP690

The QC reported here applies to the following samples: Method: SW846 8082

C16941-10A

CAS No.	Compound	C17064-24 ug/kg	Spike Q ug/kg	MS ug/kg	MS %	MSD ug/kg	MSD %	RPD	Limits Rec/RPD
12674-11-2	Aroclor 1016	ND	400	2620	655* a	2100	525* a	22	40-145/40
11096-82-5	Aroclor 1260	ND	400	565	141	558	140	1	40-145/40

CAS No.	Surrogate Recoveries	MS	MSD	C17064-24	C17064-24	Limits
877-09-8	Tetrachloro-m-xylene	68%	66%	81%	80%	45-108%
877-09-8	Tetrachloro-m-xylene	52%	62%	49%	65%	45-108%
2051-24-3	Decachlorobiphenyl	75%	91%	89%	72%	54-121%
2051-24-3	Decachlorobiphenyl	65%	74%	73%	63%	54-121%

(a) Outside control limits due to the presence of other Aroclors.

7.3.4  
7

# Matrix Spike/Matrix Spike Duplicate Summary

**Job Number:** C16941  
**Account:** IRISECAO Iris Environmental  
**Project:** Romic Soil Investigation(Romic EPA) - 2081 Bay Road,East Palo Alto,CA

Sample	File ID	DF	Analyzed	By	Prep Date	Prep Batch	Analytical Batch
OP4224-MS	HH15173.D	1	07/17/11	JH	07/14/11	OP4224	GHH522
OP4224-MSD	HH15174.D	1	07/17/11	JH	07/14/11	OP4224	GHH522
C16941-18	GG26716.D	1	07/16/11	JH	07/14/11	OP4224	GGG721

The QC reported here applies to the following samples:

Method: SW846 8015B M

C16941-1, C16941-2, C16941-3, C16941-4, C16941-5, C16941-6, C16941-7, C16941-8, C16941-9, C16941-10, C16941-11, C16941-12, C16941-13, C16941-14, C16941-15, C16941-16, C16941-17, C16941-18

CAS No.	Compound	C16941-18 mg/kg	Spike Q	mg/kg	MS mg/kg	MS %	MSD mg/kg	MSD %	RPD	Limits Rec/RPD
	TPH (C10-C28)	ND	97.1	52.6	54	55.5	57	5		45-140/30
	TPH (> C28-C40)	ND	97.1	51.9	53	53.0	55	2		45-140/30

CAS No.	Surrogate Recoveries	MS	MSD	C16941-18	Limits
630-01-3	Hexacosane	56%	59%	59%	45-140%

7.3.5

7



# Matrix Spike/Matrix Spike Duplicate Summary

**Job Number:** C16941  
**Account:** IRISECAO Iris Environmental  
**Project:** Romic Soil Investigation(Romic EPA) - 2081 Bay Road,East Palo Alto,CA

Sample	File ID	DF	Analyzed	By	Prep Date	Prep Batch	Analytical Batch
OP4234-MS	HH15270.D	1	07/20/11	JH	07/15/11	OP4234	GHH525
OP4234-MSD	HH15271.D	1	07/20/11	JH	07/15/11	OP4234	GHH525
C16941-20	GG26807.D	1	07/17/11	JH	07/15/11	OP4234	GGG723

**The QC reported here applies to the following samples:** **Method:** SW846 8015B M

C16941-19, C16941-20, C16941-21, C16941-22, C16941-23, C16941-24, C16941-25, C16941-26, C16941-27, C16941-28, C16941-29, C16941-30, C16941-31, C16941-32

CAS No.	Compound	C16941-20 mg/kg	Spike Q	MS mg/kg	MS %	MSD mg/kg	MSD %	RPD	Limits Rec/RPD
	TPH (C10-C28)	ND	100	56.2	56	59.4	59	6	45-140/30
	TPH (> C28-C40)	ND	100	66.2	66	65.4	65	1	45-140/30

CAS No.	Surrogate Recoveries	MS	MSD	C16941-20	Limits
630-01-3	Hexacosane	67%	66%	65%	45-140%

7.3.6  
7

## Metals Analysis

---

## QC Data Summaries

---

Includes the following where applicable:

- Method Blank Summaries
- Matrix Spike and Duplicate Summaries
- Blank Spike and Lab Control Sample Summaries
- Serial Dilution Summaries

BLANK RESULTS SUMMARY  
Part 2 - Method Blanks

Login Number: C16941  
Account: IRISECAO - Iris Environmental  
Project: Romco Soil Investigation(Romco EPA) - 2081 Bay Road,East Palo Alto,CA

QC Batch ID: MP3696  
Matrix Type: SOLID

Methods: SW846 6010B  
Units: mg/kg

Prep Date: 07/13/11

Metal	RL	IDL	MDL	MB raw	final
Aluminum	20	2	.54		
Antimony	2.0	.98	.23	0.24	<2.0
Arsenic	2.0	.78	.8	0.46	<2.0
Barium	20	.03	.076	0.37	<20
Beryllium	1.0	.01	.015	0.0	<1.0
Boron	10	.73	.55		
Cadmium	1.0	.06	.04	0.020	<1.0
Calcium	500	1.5	1.3		
Chromium	1.0	.07	.024	0.060	<1.0
Cobalt	1.0	.07	.031	-0.010	<1.0
Copper	2.5	.06	.18	0.40	<2.5
Iron	20	.25	1.4		
Lead	2.0	.4	.28	-0.080	<2.0
Lithium		.12			
Magnesium	500	1.1	1.1		
Manganese	1.5	.01	.21		
Molybdenum	2.0	.12	.054	-0.010	<2.0
Nickel	1.0	.1	.15	0.030	<1.0
Potassium	1000	3			
Selenium	2.0	1.2	.74	0.050	<2.0
Silicon		.76			
Silver	1.0	.05	.24	0.020	<1.0
Sodium	1000	.79	1.2		
Strontium	1.0	.02	.038		
Thallium	2.0	.85	.36	-0.15	<2.0
Tin	50	.27	.16		
Titanium	1.0	.02	.071		
Vanadium	1.0	.05	.018	0.030	<1.0
Zinc	2.0	.04	.21	0.50	<2.0

Associated samples MP3696: C16941-1, C16941-2, C16941-3, C16941-4, C16941-5, C16941-6, C16941-7, C16941-8, C16941-9, C16941-10, C16941-11, C16941-12, C16941-13, C16941-14, C16941-15, C16941-16, C16941-17, C16941-18, C16941-19, C16941-20

Results < IDL are shown as zero for calculation purposes  
(\* ) Outside of QC limits  
(anr) Analyte not requested

MATRIX SPIKE AND DUPLICATE RESULTS SUMMARY

Login Number: C16941  
 Account: IRISECAO - Iris Environmental  
 Project: Romic Soil Investigation(Romic EPA) - 2081 Bay Road,East Palo Alto,CA

QC Batch ID: MP3696  
 Matrix Type: SOLID

Methods: SW846 6010B  
 Units: mg/kg

Prep Date: 07/13/11

Metal	C16941-19 Original MS		SpikeLot MPIR4A	% Rec	QC Limits
Aluminum					
Antimony	0.95	15.4	46.7	30.9N(a)	75-125
Arsenic	5.8	48.8	46.7	92.0	75-125
Barium	145	188	46.7	92.0	75-125
Beryllium	0.50	44.3	46.7	93.7	75-125
Boron					
Cadmium	0.24	44.3	46.7	94.3	75-125
Calcium					
Chromium	45.6	88.3	46.7	91.4	75-125
Cobalt	9.1	51.8	46.7	91.4	75-125
Copper	19.2	65.6	46.7	99.3	75-125
Iron					
Lead	5.1	47.4	46.7	90.5	75-125
Lithium					
Magnesium					
Manganese					
Molybdenum	1.1	40.6	46.7	84.5	75-125
Nickel	70.0	109	46.7	83.5	75-125
Potassium					
Selenium	0.0	42.8	46.7	91.6	75-125
Silicon					
Silver	0.0	44.4	46.7	95.0	75-125
Sodium					
Strontium					
Thallium	0.83	40.4	46.7	84.7	75-125
Tin					
Titanium					
Vanadium	39.3	85.7	46.7	99.3	75-125
Zinc	48.8	89.3	46.7	86.7	75-125

Associated samples MP3696: C16941-1, C16941-2, C16941-3, C16941-4, C16941-5, C16941-6, C16941-7, C16941-8, C16941-9, C16941-10, C16941-11, C16941-12, C16941-13, C16941-14, C16941-15, C16941-16, C16941-17, C16941-18, C16941-19, C16941-20

Results < IDL are shown as zero for calculation purposes  
 (\*) Outside of QC limits  
 (N) Matrix Spike Rec. outside of QC limits  
 (anr) Analyte not requested

8.12  
**8**

MATRIX SPIKE AND DUPLICATE RESULTS SUMMARY

Login Number: C16941

Account: IRISECAO - Iris Environmental

Project: Romic Soil Investigation(Romic EPA) - 2081 Bay Road,East Palo Alto,CA

QC Batch ID: MP3696

Methods: SW846 6010B

Matrix Type: SOLID

Units: mg/kg

Prep Date:

Metal

(a) Spike recovery indicates possible matrix interference and/or sample nonhomogeneity.

8.1.2

8

MATRIX SPIKE AND DUPLICATE RESULTS SUMMARY

Login Number: C16941  
 Account: IRISECAO - Iris Environmental  
 Project: Romic Soil Investigation(Romic EPA) - 2081 Bay Road,East Palo Alto,CA

QC Batch ID: MP3696  
 Matrix Type: SOLID

Methods: SW846 6010B  
 Units: mg/kg

Prep Date: 07/13/11

Metal	C16941-19 Original MSD		SpikeLot MPIR4A	% Rec	MSD RPD	QC Limit
Aluminum						
Antimony	0.95	14.8	45.9	30.2N(a)	4.0	20
Arsenic	5.8	47.0	45.9	89.8	3.8	20
Barium	145	192	45.9	102.5	2.1	20
Beryllium	0.50	43.8	45.9	94.4	1.1	20
Boron						
Cadmium	0.24	44.0	45.9	95.4	0.7	20
Calcium						
Chromium	45.6	108	45.9	136.0N(a)	20.1 (b)	20
Cobalt	9.1	53.6	45.9	97.0	3.4	20
Copper	19.2	65.6	45.9	101.2	0.0	20
Iron						
Lead	5.1	48.5	45.9	94.6	2.3	20
Lithium						
Magnesium						
Manganese						
Molybdenum	1.1	40.5	45.9	85.9	0.2	20
Nickel	70.0	154	45.9	183.1N(a)	34.2 (b)	20
Potassium						
Selenium	0.0	42.4	45.9	92.4	0.9	20
Silicon						
Silver	0.0	43.9	45.9	95.7	1.1	20
Sodium						
Strontium						
Thallium	0.83	39.9	45.9	85.2	1.2	20
Tin						
Titanium						
Vanadium	39.3	86.5	45.9	102.9	0.9	20
Zinc	48.8	88.8	45.9	87.2	0.6	20

Associated samples MP3696: C16941-1, C16941-2, C16941-3, C16941-4, C16941-5, C16941-6, C16941-7, C16941-8, C16941-9, C16941-10, C16941-11, C16941-12, C16941-13, C16941-14, C16941-15, C16941-16, C16941-17, C16941-18, C16941-19, C16941-20

Results < IDL are shown as zero for calculation purposes  
 (\*) Outside of QC limits  
 (N) Matrix Spike Rec. outside of QC limits  
 (anr) Analyte not requested

8.12  
**8**

MATRIX SPIKE AND DUPLICATE RESULTS SUMMARY

Login Number: C16941

Account: IRISECAO - Iris Environmental

Project: Romic Soil Investigation(Romic EPA) - 2081 Bay Road,East Palo Alto,CA

QC Batch ID: MP3696

Methods: SW846 6010B

Matrix Type: SOLID

Units: mg/kg

Prep Date:

Metal

- (a) Spike recovery indicates possible matrix interference and/or sample nonhomogeneity.
- (b) High RPD indicates possible matrix interference and/or sample nonhomogeneity.

SPIKE BLANK AND LAB CONTROL SAMPLE SUMMARY

Login Number: C16941  
 Account: IRISECAO - Iris Environmental  
 Project: Romic Soil Investigation(Romic EPA) - 2081 Bay Road,East Palo Alto,CA

QC Batch ID: MP3696  
 Matrix Type: SOLID

Methods: SW846 6010B  
 Units: mg/kg

Prep Date: 07/13/11

Metal	BSP Result	Spikelot MPIR4A	% Rec	QC Limits
Aluminum				
Antimony	47.8	50	95.6	80-120
Arsenic	47.0	50	94.0	80-120
Barium	51.3	50	102.6	80-120
Beryllium	48.8	50	97.6	80-120
Boron				
Cadmium	48.1	50	96.2	80-120
Calcium				
Chromium	49.3	50	98.6	80-120
Cobalt	49.3	50	98.6	80-120
Copper	50.9	50	101.8	80-120
Iron				
Lead	48.0	50	96.0	80-120
Lithium				
Magnesium				
Manganese				
Molybdenum	47.9	50	95.8	80-120
Nickel	49.1	50	98.2	80-120
Potassium				
Selenium	47.0	50	94.0	80-120
Silicon				
Silver	51.1	50	102.2	80-120
Sodium				
Strontium				
Thallium	45.8	50	91.6	80-120
Tin				
Titanium				
Vanadium	50.1	50	100.2	80-120
Zinc	46.2	50	92.4	80-120

Associated samples MP3696: C16941-1, C16941-2, C16941-3, C16941-4, C16941-5, C16941-6, C16941-7, C16941-8, C16941-9, C16941-10, C16941-11, C16941-12, C16941-13, C16941-14, C16941-15, C16941-16, C16941-17, C16941-18, C16941-19, C16941-20

Results < IDL are shown as zero for calculation purposes  
 (\*) Outside of QC limits  
 (anr) Analyte not requested



SERIAL DILUTION RESULTS SUMMARY

Login Number: C16941  
 Account: IRISECAO - Iris Environmental  
 Project: Romic Soil Investigation(Romic EPA) - 2081 Bay Road,East Palo Alto,CA

QC Batch ID: MP3696  
 Matrix Type: SOLID

Methods: SW846 6010B  
 Units: ug/l

Prep Date: 07/13/11

Metal	C16941-19 Original SDL 1:5		%DIF	QC Limits
Aluminum				
Antimony	10.1	0.00	100.0(a)	0-10
Arsenic	61.6	69.5	12.8 (a)	0-10
Barium	1530	1670	9.1	0-10
Beryllium	5.30	5.50	3.8	0-10
Boron				
Cadmium	2.50	0.00	100.0(a)	0-10
Calcium				
Chromium	484	510	5.3	0-10
Cobalt	96.9	103	5.8	0-10
Copper	204	199	2.5	0-10
Iron				
Lead	54.3	57.0	5.0	0-10
Lithium				
Magnesium				
Manganese				
Molybdenum	11.5	12.5	8.7	0-10
Nickel	742	794	7.0	0-10
Potassium				
Selenium	0.00	0.00	NC	0-10
Silicon				
Silver	0.00	0.00	NC	0-10
Sodium				
Strontium				
Thallium	8.80	0.00	100.0(a)	0-10
Tin				
Titanium				
Vanadium	416	432	3.7	0-10
Zinc	517	563	8.7	0-10

Associated samples MP3696: C16941-1, C16941-2, C16941-3, C16941-4, C16941-5, C16941-6, C16941-7, C16941-8, C16941-9, C16941-10, C16941-11, C16941-12, C16941-13, C16941-14, C16941-15, C16941-16, C16941-17, C16941-18, C16941-19, C16941-20

Results < IDL are shown as zero for calculation purposes

(\*) Outside of QC limits

(anr) Analyte not requested

(a) Percent difference acceptable due to low initial sample concentration (< 50 times IDL).

BLANK RESULTS SUMMARY  
Part 2 - Method Blanks

Login Number: C16941  
Account: IRISECAO - Iris Environmental  
Project: Romic Soil Investigation(Romic EPA) - 2081 Bay Road,East Palo Alto,CA

QC Batch ID: MP3699  
Matrix Type: SOLID

Methods: SW846 7471A  
Units: mg/kg

Prep Date: 07/13/11

Metal	RL	IDL	MDL	MB raw	final
Mercury	0.042	.0017	.0043	0.0020	<0.042

Associated samples MP3699: C16941-10, C16941-13, C16941-19, C16941-22, C16941-31

Results < IDL are shown as zero for calculation purposes  
(\* ) Outside of QC limits  
(anr) Analyte not requested

MATRIX SPIKE AND DUPLICATE RESULTS SUMMARY

Login Number: C16941  
Account: IRISECAO - Iris Environmental  
Project: Romic Soil Investigation(Romic EPA) - 2081 Bay Road,East Palo Alto,CA

QC Batch ID: MP3699  
Matrix Type: SOLID

Methods: SW846 7471A  
Units: mg/kg

Prep Date: 07/13/11

Metal	C16862-1 Original MS	Spike lot	HGPWS1	% Rec	QC Limits
-------	-------------------------	--------------	--------	-------	--------------

Mercury 0.024 0.32 0.308 96.2 75-125

Associated samples MP3699: C16941-10, C16941-13, C16941-19, C16941-22, C16941-31

Results < IDL are shown as zero for calculation purposes  
(\* ) Outside of QC limits  
(N) Matrix Spike Rec. outside of QC limits  
(anr) Analyte not requested

8.2.2  
8

MATRIX SPIKE AND DUPLICATE RESULTS SUMMARY

Login Number: C16941  
 Account: IRISECAO - Iris Environmental  
 Project: Romic Soil Investigation(Romic EPA) - 2081 Bay Road,East Palo Alto,CA

QC Batch ID: MP3699 Methods: SW846 7471A  
 Matrix Type: SOLID Units: mg/kg

Prep Date: 07/13/11

Metal	C16862-1 Original MSD	Spike lot HGPWS1	% Rec	MSD RPD	QC Limit
Mercury	0.024	0.30	0.308	89.7	6.5 20

Associated samples MP3699: C16941-10, C16941-13, C16941-19, C16941-22, C16941-31

Results < IDL are shown as zero for calculation purposes  
 (\*) Outside of QC limits  
 (N) Matrix Spike Rec. outside of QC limits  
 (anr) Analyte not requested

8.2.2  
8

SPIKE BLANK AND LAB CONTROL SAMPLE SUMMARY

Login Number: C16941

Account: IRISECAO - Iris Environmental

Project: Romic Soil Investigation(Romic EPA) - 2081 Bay Road,East Palo Alto,CA

QC Batch ID: MP3699

Methods: SW846 7471A

Matrix Type: SOLID

Units: mg/kg

Prep Date: 07/13/11

Metal	BSP Result	Spikelot HGPWS1	% Rec	QC Limits
Mercury	0.16	0.167	96.0	80-120

Associated samples MP3699: C16941-10, C16941-13, C16941-19, C16941-22, C16941-31

Results < IDL are shown as zero for calculation purposes

(\*) Outside of QC limits

(anr) Analyte not requested

8.2.3

8

BLANK RESULTS SUMMARY  
Part 2 - Method Blanks

Login Number: C16941  
Account: IRISECAO - Iris Environmental  
Project: Romic Soil Investigation(Romic EPA) - 2081 Bay Road,East Palo Alto,CA

QC Batch ID: MP3700  
Matrix Type: SOLID

Methods: SW846 6010B  
Units: mg/kg

Prep Date: 07/14/11

Metal	RL	IDL	MDL	MB raw	final
Aluminum	20	2	.54		
Antimony	2.0	.98	.23	0.070	<2.0
Arsenic	2.0	.78	.8	0.17	<2.0
Barium	20	.03	.076	0.94	<20
Beryllium	1.0	.01	.015	0.010	<1.0
Boron	10	.73	.55		
Cadmium	1.0	.06	.04	0.010	<1.0
Calcium	500	1.5	1.3		
Chromium	1.0	.07	.024	0.15	<1.0
Cobalt	1.0	.07	.031	-0.010	<1.0
Copper	2.5	.06	.18	0.34	<2.5
Iron	20	.25	1.4		
Lead	2.0	.4	.28	0.080	<2.0
Lithium		.12			
Magnesium	500	1.1	1.1		
Manganese	1.5	.01	.21		
Molybdenum	2.0	.12	.054	0.040	<2.0
Nickel	1.0	.1	.15	0.090	<1.0
Potassium	1000	3			
Selenium	2.0	1.2	.74	-0.39	<2.0
Silicon		.76			
Silver	1.0	.05	.24	0.0	<1.0
Sodium	1000	.79	1.2		
Strontium	1.0	.02	.038		
Thallium	2.0	.85	.36	-0.20	<2.0
Tin	50	.27	.16		
Titanium	1.0	.02	.071		
Vanadium	1.0	.05	.018	0.070	<1.0
Zinc	2.0	.04	.21	1.7	<2.0

Associated samples MP3700: C16941-21, C16941-22, C16941-23, C16941-24, C16941-25, C16941-26, C16941-27, C16941-28, C16941-29, C16941-30, C16941-31, C16941-32

Results < IDL are shown as zero for calculation purposes  
(\* ) Outside of QC limits  
(anr) Analyte not requested

MATRIX SPIKE AND DUPLICATE RESULTS SUMMARY

Login Number: C16941  
 Account: IRISECAO - Iris Environmental  
 Project: Romic Soil Investigation(Romic EPA) - 2081 Bay Road,East Palo Alto,CA

QC Batch ID: MP3700  
 Matrix Type: SOLID

Methods: SW846 6010B  
 Units: mg/kg

Prep Date: 07/14/11

Metal	C16941-31 Original MS		Spike lot MPIR4A	% Rec	QC Limits
Aluminum					
Antimony	0.0	16.1	46.7	34.5N(a)	75-125
Arsenic	4.6	44.1	46.7	84.5	75-125
Barium	109	156	46.7	100.6	75-125
Beryllium	0.47	42.9	46.7	90.8	75-125
Boron					
Cadmium	0.16	42.3	46.7	90.2	75-125
Calcium					
Chromium	31.7	76.1	46.7	95.0	75-125
Cobalt	7.2	48.3	46.7	88.0	75-125
Copper	16.9	62.2	46.7	96.9	75-125
Iron					
Lead	4.2	43.6	46.7	84.3	75-125
Lithium					
Magnesium					
Manganese					
Molybdenum	1.1	39.0	46.7	81.1	75-125
Nickel	30.8	72.7	46.7	89.7	75-125
Potassium					
Selenium	0.0	39.9	46.7	85.4	75-125
Silicon					
Silver	0.0	42.6	46.7	91.2	75-125
Sodium					
Strontium					
Thallium	0.95	37.8	46.7	78.9	75-125
Tin					
Titanium					
Vanadium	33.3	78.9	46.7	97.6	75-125
Zinc	35.8	75.9	46.7	85.8	75-125

Associated samples MP3700: C16941-21, C16941-22, C16941-23, C16941-24, C16941-25, C16941-26, C16941-27, C16941-28, C16941-29, C16941-30, C16941-31, C16941-32

Results < IDL are shown as zero for calculation purposes

(\*) Outside of QC limits

(N) Matrix Spike Rec. outside of QC limits

(anr) Analyte not requested

(a) Spike recovery indicates possible matrix interference and/or sample nonhomogeneity.

MATRIX SPIKE AND DUPLICATE RESULTS SUMMARY

Login Number: C16941  
 Account: IRISECAO - Iris Environmental  
 Project: Romic Soil Investigation(Romic EPA) - 2081 Bay Road,East Palo Alto,CA

QC Batch ID: MP3700  
 Matrix Type: SOLID

Methods: SW846 6010B  
 Units: mg/kg

Prep Date: 07/14/11

Metal	C16941-31 Original MSD	Spikelot MPIR4A	% Rec	MSD RPD	QC Limit	
Aluminum						
Antimony	0.0	16.3	45.9	35.5N(a)	1.2	20
Arsenic	4.6	43.6	45.9	85.0	1.1	20
Barium	109	151	45.9	91.6	3.3	20
Beryllium	0.47	42.9	45.9	92.5	0.0	20
Boron						
Cadmium	0.16	42.6	45.9	92.5	0.7	20
Calcium						
Chromium	31.7	76.0	45.9	96.6	0.1	20
Cobalt	7.2	49.0	45.9	91.1	1.4	20
Copper	16.9	62.0	45.9	98.3	0.3	20
Iron						
Lead	4.2	44.0	45.9	86.8	0.9	20
Lithium						
Magnesium						
Manganese						
Molybdenum	1.1	39.2	45.9	83.1	0.5	20
Nickel	30.8	72.6	45.9	91.1	0.1	20
Potassium						
Selenium	0.0	40.2	45.9	87.6	0.7	20
Silicon						
Silver	0.0	42.6	45.9	92.9	0.0	20
Sodium						
Strontium						
Thallium	0.95	38.0	45.9	80.8	0.5	20
Tin						
Titanium						
Vanadium	33.3	78.8	45.9	99.2	0.1	20
Zinc	35.8	76.5	45.9	88.7	0.8	20

Associated samples MP3700: C16941-21, C16941-22, C16941-23, C16941-24, C16941-25, C16941-26, C16941-27, C16941-28, C16941-29, C16941-30, C16941-31, C16941-32

Results < IDL are shown as zero for calculation purposes

(\*) Outside of QC limits

(N) Matrix Spike Rec. outside of QC limits

(anr) Analyte not requested

(a) Spike recovery indicates possible matrix interference and/or sample nonhomogeneity.



SPIKE BLANK AND LAB CONTROL SAMPLE SUMMARY

Login Number: C16941  
 Account: IRISECAO - Iris Environmental  
 Project: Romic Soil Investigation(Romic EPA) - 2081 Bay Road,East Palo Alto,CA

QC Batch ID: MP3700  
 Matrix Type: SOLID

Methods: SW846 6010B  
 Units: mg/kg

Prep Date: 07/14/11

Metal	BSP Result	Spikelot MPIR4A	% Rec	QC Limits
Aluminum				
Antimony	45.8	50	91.6	80-120
Arsenic	44.9	50	89.8	80-120
Barium	47.6	50	95.2	80-120
Beryllium	47.6	50	95.2	80-120
Boron				
Cadmium	47.5	50	95.0	80-120
Calcium				
Chromium	48.5	50	97.0	80-120
Cobalt	48.5	50	97.0	80-120
Copper	49.8	50	99.6	80-120
Iron				
Lead	46.6	50	93.2	80-120
Lithium				
Magnesium				
Manganese				
Molybdenum	46.2	50	92.4	80-120
Nickel	48.2	50	96.4	80-120
Potassium				
Selenium	44.6	50	89.2	80-120
Silicon				
Silver	50.0	50	100.0	80-120
Sodium				
Strontium				
Thallium	44.2	50	88.4	80-120
Tin				
Titanium				
Vanadium	49.4	50	98.8	80-120
Zinc	48.7	50	97.4	80-120

Associated samples MP3700: C16941-21, C16941-22, C16941-23, C16941-24, C16941-25, C16941-26, C16941-27, C16941-28, C16941-29, C16941-30, C16941-31, C16941-32

Results < IDL are shown as zero for calculation purposes  
 (\*) Outside of QC limits  
 (anr) Analyte not requested

SERIAL DILUTION RESULTS SUMMARY

Login Number: C16941  
 Account: IRISECAO - Iris Environmental  
 Project: Romic Soil Investigation(Romic EPA) - 2081 Bay Road,East Palo Alto,CA

QC Batch ID: MP3700  
 Matrix Type: SOLID

Methods: SW846 6010B  
 Units: ug/l

Prep Date: 07/14/11

Metal	C16941-31 Original SDL 1:5		%DIF	QC Limits
Aluminum				
Antimony	0.00	0.00	NC	0-10
Arsenic	49.6	57.0	14.9 (a)	0-10
Barium	1300	938	19.2*(b)	0-10
Beryllium	5.00	5.00	0.0	0-10
Boron				
Cadmium	1.70	0.00	100.0(a)	0-10
Calcium				
Chromium	339	327	3.6	0-10
Cobalt	76.8	72.0	6.3	0-10
Copper	181	170	6.3	0-10
Iron				
Lead	45.1	47.0	4.2	0-10
Lithium				
Magnesium				
Manganese				
Molybdenum	11.6	13.0	12.1 (a)	0-10
Nickel	329	321	2.5	0-10
Potassium				
Selenium	0.00	0.00	NC	0-10
Silicon				
Silver	0.00	0.00	NC	0-10
Sodium				
Strontium				
Thallium	10.2	0.00	100.0(a)	0-10
Tin				
Titanium				
Vanadium	356	338	5.0	0-10
Zinc	384	363	5.3	0-10

Associated samples MP3700: C16941-21, C16941-22, C16941-23, C16941-24, C16941-25, C16941-26, C16941-27, C16941-28, C16941-29, C16941-30, C16941-31, C16941-32

Results < IDL are shown as zero for calculation purposes

(\*) Outside of QC limits

(anr) Analyte not requested

(a) Percent difference acceptable due to low initial sample concentration (< 50 times IDL).

(b) Serial dilution indicates possible matrix interference.

BLANK RESULTS SUMMARY  
Part 2 - Method Blanks

Login Number: C16941  
Account: IRISECAO - Iris Environmental  
Project: Romic Soil Investigation(Romic EPA) - 2081 Bay Road,East Palo Alto,CA

QC Batch ID: MP3750  
Matrix Type: SOLID

Methods: SW846 6010B  
Units: mg/kg

Prep Date: 07/22/11

Metal	RL	IDL	MDL	MB raw	final
Aluminum	20	2	.54		
Antimony	2.0	.98	.23	0.020	<2.0
Arsenic	2.0	.78	.8	-0.080	<2.0
Barium	20	.03	.076	0.37	<20
Beryllium	1.0	.01	.015	0.010	<1.0
Boron	10	.73	.55		
Cadmium	1.0	.06	.04	0.0	<1.0
Calcium	500	1.5	1.3		
Chromium	1.0	.07	.024	0.040	<1.0
Cobalt	1.0	.07	.031	0.030	<1.0
Copper	2.5	.06	.18	0.79	<2.5
Iron	20	.25	1.4		
Lead	2.0	.4	.28	0.010	<2.0
Lithium		.12			
Magnesium	500	1.1	1.1		
Manganese	1.5	.01	.21		
Molybdenum	2.0	.12	.054	0.090	<2.0
Nickel	1.0	.1	.15	0.050	<1.0
Potassium	1000	3			
Selenium	2.0	1.2	.74	0.12	<2.0
Silicon		.76			
Silver	1.0	.05	.24	0.0	<1.0
Sodium	1000	.79	1.2		
Strontium	1.0	.02	.038		
Thallium	2.0	.85	.36	0.050	<2.0
Tin	50	.27	.16		
Titanium	1.0	.02	.071		
Vanadium	1.0	.05	.018	0.010	<1.0
Zinc	2.0	.04	.21	1.9	<2.0

Associated samples MP3750: C16941-10A

Results < IDL are shown as zero for calculation purposes  
(\* ) Outside of QC limits  
(anr) Analyte not requested

8.4.1  
8

MATRIX SPIKE AND DUPLICATE RESULTS SUMMARY

Login Number: C16941  
 Account: IRISECAO - Iris Environmental  
 Project: Romic Soil Investigation(Romic EPA) - 2081 Bay Road,East Palo Alto,CA

QC Batch ID: MP3750  
 Matrix Type: SOLID

Methods: SW846 6010B  
 Units: mg/kg

Prep Date: 07/22/11

Metal	C17096-18 Original MS		SpikeLot MPIR4A	% Rec	QC Limits
Aluminum					
Antimony	0.0	11.8	50	23.6N(a)	75-125
Arsenic	0.0	54.0	50	108.0	75-125
Barium	76.1	167	50	181.8N(a)	75-125
Beryllium	0.0	59.8	50	119.6	75-125
Boron					
Cadmium	0.0	63.7	50	127.4N(a)	75-125
Calcium					
Chromium	84.5	197	50	225.0N(a)	75-125
Cobalt	21.8	93.2	50	142.8N(a)	75-125
Copper	66.2	170	50	207.6N(a)	75-125
Iron					
Lead	36.8	89.2	50	104.8	75-125
Lithium					
Magnesium					
Manganese					
Molybdenum	0.91	54.9	50	108.0	75-125
Nickel	54.4	144	50	179.2N(a)	75-125
Potassium					
Selenium	8.9	66.3	50	114.8	75-125
Silicon					
Silver	0.0	62.9	50	125.8N(a)	75-125
Sodium					
Strontium					
Thallium	0.0	40.7	50	81.4	75-125
Tin					
Titanium					
Vanadium	132	278	50	292.0N(a)	75-125
Zinc	98.5	188	50	179.0N(a)	75-125

Associated samples MP3750: C16941-10A

Results < IDL are shown as zero for calculation purposes

(\*) Outside of QC limits

(N) Matrix Spike Rec. outside of QC limits

(anr) Analyte not requested

(a) Spike recovery indicates possible matrix interference and/or sample nonhomogeneity.

MATRIX SPIKE AND DUPLICATE RESULTS SUMMARY

Login Number: C16941  
 Account: IRISECAO - Iris Environmental  
 Project: Romic Soil Investigation(Romic EPA) - 2081 Bay Road,East Palo Alto,CA

QC Batch ID: MP3750  
 Matrix Type: SOLID

Methods: SW846 6010B  
 Units: mg/kg

Prep Date: 07/22/11

Metal	C17096-18 Original MSD		SpikeLot MPIR4A	% Rec	MSD RPD	QC Limit
Aluminum						
Antimony	0.0	9.3	50	18.6N(a)	23.7 (b)	20
Arsenic	0.0	43.1	50	86.2	22.5 (b)	20
Barium	76.1	129	50	105.8	25.7 (b)	20
Beryllium	0.0	47.3	50	94.6	23.3 (b)	20
Boron						
Cadmium	0.0	49.6	50	99.2	24.9 (b)	20
Calcium						
Chromium	84.5	154	50	139.0N(a)	24.5 (b)	20
Cobalt	21.8	72.2	50	100.8	25.4 (b)	20
Copper	66.2	123	50	113.6	32.1 (b)	20
Iron						
Lead	36.8	71.3	50	69.0N(a)	22.3 (b)	20
Lithium						
Magnesium						
Manganese						
Molybdenum	0.91	43.5	50	85.2	23.2 (b)	20
Nickel	54.4	113	50	117.2	24.1 (b)	20
Potassium						
Selenium	8.9	52.4	50	87.0	23.4 (b)	20
Silicon						
Silver	0.0	49.1	50	98.2	24.6 (b)	20
Sodium						
Strontium						
Thallium	0.0	34.1	50	68.2N(a)	17.6	20
Tin						
Titanium						
Vanadium	132	211	50	158.0N(a)	27.4 (b)	20
Zinc	98.5	149	50	101.0	23.1 (b)	20

Associated samples MP3750: C16941-10A

Results < IDL are shown as zero for calculation purposes

(\*) Outside of QC limits

(N) Matrix Spike Rec. outside of QC limits

(anr) Analyte not requested

(a) Spike recovery indicates possible matrix interference and/or sample nonhomogeneity.

(b) RPD outside control limits due to matrix interference and/or sample nonhomogeneity.

SPIKE BLANK AND LAB CONTROL SAMPLE SUMMARY

Login Number: C16941  
 Account: IRISECAO - Iris Environmental  
 Project: Romic Soil Investigation(Romic EPA) - 2081 Bay Road,East Palo Alto,CA

QC Batch ID: MP3750  
 Matrix Type: SOLID

Methods: SW846 6010B  
 Units: mg/kg

Prep Date: 07/22/11

Metal	BSP Result	Spikelot MPIR4A	% Rec	QC Limits
Aluminum				
Antimony	46.2	50	92.4	80-120
Arsenic	45.6	50	91.2	80-120
Barium	48.6	50	97.2	80-120
Beryllium	47.9	50	95.8	80-120
Boron				
Cadmium	47.5	50	95.0	80-120
Calcium				
Chromium	48.5	50	97.0	80-120
Cobalt	48.0	50	96.0	80-120
Copper	50.1	50	100.2	80-120
Iron				
Lead	46.8	50	93.6	80-120
Lithium				
Magnesium				
Manganese				
Molybdenum	45.6	50	91.2	80-120
Nickel	47.7	50	95.4	80-120
Potassium				
Selenium	44.4	50	88.8	80-120
Silicon				
Silver	47.7	50	95.4	80-120
Sodium				
Strontium				
Thallium	42.8	50	85.6	80-120
Tin				
Titanium				
Vanadium	47.9	50	95.8	80-120
Zinc	46.2	50	92.4	80-120

Associated samples MP3750: C16941-10A

Results < IDL are shown as zero for calculation purposes  
 (\*) Outside of QC limits  
 (anr) Analyte not requested

8.4.3  
8

SERIAL DILUTION RESULTS SUMMARY

Login Number: C16941  
 Account: IRISECAO - Iris Environmental  
 Project: Romic Soil Investigation(Romic EPA) - 2081 Bay Road,East Palo Alto,CA

QC Batch ID: MP3750  
 Matrix Type: SOLID

Methods: SW846 6010B  
 Units: ug/l

Prep Date: 07/22/11

Metal	C17096-18		QC	
	Original	SDL 1:15	%DIF	Limits
Aluminum				
Antimony	0.00	0.00	NC	0-10
Arsenic	0.00	0.00	NC	0-10
Barium	844	1380	64.0*(a)	0-10
Beryllium	0.00	3.00		0-10
Boron				
Cadmium	0.00	0.00	NC	0-10
Calcium				
Chromium	938	1370	46.5*(a)	0-10
Cobalt	242	324	34.2*(a)	0-10
Copper	735	891	21.2*(a)	0-10
Iron				
Lead	408	1130	175.5*(a)	0-10
Lithium				
Magnesium				
Manganese				
Molybdenum	10.1	0.00	100.0(b)	0-10
Nickel	604	948	57.1*(a)	0-10
Potassium				
Selenium	98.7	254	156.8(b)	0-10
Silicon				
Silver	0.00	0.00	NC	0-10
Sodium				
Strontium				
Thallium	0.00	0.00	NC	0-10
Tin				
Titanium				
Vanadium	1470	1910	30.0*(a)	0-10
Zinc	1090	1430	30.4*(a)	0-10

Associated samples MP3750: C16941-10A

Results < IDL are shown as zero for calculation purposes

(\*) Outside of QC limits

(anr) Analyte not requested

(a) Serial dilution indicates possible matrix interference.

(b) Percent difference acceptable due to low initial sample concentration (< 50 times IDL).

BLANK RESULTS SUMMARY  
Part 2 - Method Blanks

Login Number: C16941  
Account: IRISECAO - Iris Environmental  
Project: Romic Soil Investigation(Romic EPA) - 2081 Bay Road,East Palo Alto,CA

QC Batch ID: MP3761  
Matrix Type: SOLID

Methods: SW846 7471A  
Units: mg/kg

Prep Date: 07/25/11

Metal	RL	IDL	MDL	MB	
				raw	final
Mercury	0.042	.0017	.0043	0.0035	<0.042

Associated samples MP3761: C16941-10A

Results < IDL are shown as zero for calculation purposes  
(\* ) Outside of QC limits  
(anr) Analyte not requested

8.5.1  
8



MATRIX SPIKE AND DUPLICATE RESULTS SUMMARY

Login Number: C16941  
Account: IRISECAO - Iris Environmental  
Project: Romic Soil Investigation(Romic EPA) - 2081 Bay Road,East Palo Alto,CA

QC Batch ID: MP3761  
Matrix Type: SOLID

Methods: SW846 7471A  
Units: mg/kg

Prep Date: 07/25/11

Metal	C17096-18 Original MS	SpikeLot HGPWS1	% Rec	QC Limits
-------	--------------------------	--------------------	-------	--------------

Mercury 0.064 0.40 0.294 114.2 75-125

Associated samples MP3761: C16941-10A

Results < IDL are shown as zero for calculation purposes  
(\* ) Outside of QC limits  
(N) Matrix Spike Rec. outside of QC limits  
(anr) Analyte not requested

8.5.2

8

MATRIX SPIKE AND DUPLICATE RESULTS SUMMARY

Login Number: C16941  
 Account: IRISECAO - Iris Environmental  
 Project: Romic Soil Investigation(Romic EPA) - 2081 Bay Road,East Palo Alto,CA

QC Batch ID: MP3761 Methods: SW846 7471A  
 Matrix Type: SOLID Units: mg/kg

Prep Date: 07/25/11

Metal	C17096-18 Original MSD	SpikeLot HGPWS1	% Rec	MSD RPD	QC Limit
Mercury	0.064	0.42	0.308	115.7	4.9 20

Associated samples MP3761: C16941-10A

Results < IDL are shown as zero for calculation purposes  
 (\*) Outside of QC limits  
 (N) Matrix Spike Rec. outside of QC limits  
 (anr) Analyte not requested

8.5.2  
8

SPIKE BLANK AND LAB CONTROL SAMPLE SUMMARY

Login Number: C16941

Account: IRISECAO - Iris Environmental

Project: Romic Soil Investigation(Romic EPA) - 2081 Bay Road,East Palo Alto,CA

QC Batch ID: MP3761

Methods: SW846 7471A

Matrix Type: SOLID

Units: mg/kg

Prep Date: 07/25/11

Metal	BSP Result	Spikelot HGPWS1	% Rec	QC Limits
Mercury	0.13	0.167	80.0	80-120

Associated samples MP3761: C16941-10A

Results < IDL are shown as zero for calculation purposes

(\*) Outside of QC limits

(anr) Analyte not requested

8.5.3  
8

Technical Report for

Iris Environmental

Romic Soil Investigation(Romic EPA) - 2081 Bay Road,East Palo Alto,CA  
07-0555C

Accutest Job Number: C16957

Sampling Date: 07/12/11

Report to:

Iris Environmental

anna@irisenv.com

ATTN: Anna Behrens

Total number of pages in report: **376**



Test results contained within this data package meet the requirements of the National Environmental Laboratory Accreditation Conference and/or state specific certification programs as applicable.

Kesavalu M. Bagawandoss,  
Ph.D., J.D., Lab Director

Client Service contact: Laurie Glantz-Murphy 408-588-0200

Certifications: CA (08258CA) AZ (AZ0762) DoD/ISO/IEC 17025:2005 (L2242)

This report shall not be reproduced, except in its entirety, without the written approval of Accutest Laboratories.  
Test results relate only to samples analyzed.

# Table of Contents

-1-

<b>Section 1: Sample Summary</b> .....	<b>4</b>
<b>Section 2: Sample Results</b> .....	<b>8</b>
<b>2.1:</b> C16957-1: Y17-0.9 .....	9
<b>2.2:</b> C16957-2: Y17-3.4 .....	20
<b>2.3:</b> C16957-3: Y17-6.4 .....	31
<b>2.4:</b> C16957-4: Y16-1.1 .....	42
<b>2.5:</b> C16957-5: Y16-3.6 .....	45
<b>2.6:</b> C16957-6: Y16-6.7 .....	48
<b>2.7:</b> C16957-7: Y11-0.8 .....	51
<b>2.8:</b> C16957-8: Y11-3.1 .....	62
<b>2.9:</b> C16957-9: Y11-6.1 .....	68
<b>2.10:</b> C16957-10: X9-1.8 .....	74
<b>2.11:</b> C16957-11: X9-4.1 .....	80
<b>2.12:</b> C16957-12: X9-7.1 .....	86
<b>2.13:</b> C16957-13: X8-1.0 .....	92
<b>2.14:</b> C16957-13A: X8-1.0 .....	98
<b>2.15:</b> C16957-14: X8-3.5 .....	104
<b>2.16:</b> C16957-15: X8-6.5 .....	110
<b>2.17:</b> C16957-16: V11-0.7 .....	116
<b>2.18:</b> C16957-17: V11-3.2 .....	127
<b>2.19:</b> C16957-18: V11-6.2 .....	138
<b>2.20:</b> C16957-19: T11-1.0 .....	149
<b>2.21:</b> C16957-20: T11-3.5 .....	152
<b>2.22:</b> C16957-21: T11-6.5 .....	155
<b>2.23:</b> C16957-22: T8-0.5 .....	158
<b>2.24:</b> C16957-23: T8-3.0 .....	169
<b>2.25:</b> C16957-23A: T8-3.0 .....	172
<b>2.26:</b> C16957-24: T8-6.0 .....	175
<b>2.27:</b> C16957-25: V8-3.0 .....	178
<b>2.28:</b> C16957-26: V8-6.0 .....	181
<b>2.29:</b> C16957-27: V5-1.0 .....	184
<b>2.30:</b> C16957-28: V5-3.5 .....	195
<b>2.31:</b> C16957-29: V5-6.5 .....	201
<b>2.32:</b> C16957-30: S5-0.6 .....	207
<b>2.33:</b> C16957-31: S5-3.1 .....	210
<b>2.34:</b> C16957-31A: S5-3.1 .....	216
<b>2.35:</b> C16957-32: S5-6.1 .....	222
<b>2.36:</b> C16957-33: S2-1.0 .....	228
<b>2.37:</b> C16957-34: S2-3.0 .....	239
<b>2.38:</b> C16957-35: S2-6.5 .....	245
<b>2.39:</b> C16957-36: P1-0.8 .....	251
<b>2.40:</b> C16957-37: P1-3.9 .....	262

# Table of Contents

-2-

<b>2.41:</b> C16957-37A: P1-3.9 .....	268
<b>2.42:</b> C16957-38: P1-6.3 .....	274
<b>Section 3: Misc. Forms .....</b>	<b>280</b>
<b>3.1:</b> Chain of Custody .....	281
<b>Section 4: GC/MS Volatiles - QC Data Summaries .....</b>	<b>286</b>
<b>4.1:</b> Method Blank Summary .....	287
<b>4.2:</b> Blank Spike Summary .....	299
<b>4.3:</b> Blank Spike/Blank Spike Duplicate Summary .....	300
<b>4.4:</b> Matrix Spike/Matrix Spike Duplicate Summary .....	312
<b>Section 5: GC/MS Semi-volatiles - QC Data Summaries .....</b>	<b>315</b>
<b>5.1:</b> Method Blank Summary .....	316
<b>5.2:</b> Blank Spike/Blank Spike Duplicate Summary .....	319
<b>5.3:</b> Matrix Spike/Matrix Spike Duplicate Summary .....	322
<b>Section 6: GC Volatiles - QC Data Summaries .....</b>	<b>325</b>
<b>6.1:</b> Method Blank Summary .....	326
<b>6.2:</b> Blank Spike/Blank Spike Duplicate Summary .....	330
<b>6.3:</b> Matrix Spike/Matrix Spike Duplicate Summary .....	334
<b>Section 7: GC Semi-volatiles - QC Data Summaries .....</b>	<b>338</b>
<b>7.1:</b> Method Blank Summary .....	339
<b>7.2:</b> Blank Spike/Blank Spike Duplicate Summary .....	345
<b>7.3:</b> Matrix Spike/Matrix Spike Duplicate Summary .....	351
<b>Section 8: Metals Analysis - QC Data Summaries .....</b>	<b>354</b>
<b>8.1:</b> Prep QC MP3707: Sb,As,Ba,Be,Cd,Cr,Co,Cu,Pb,Mo,Ni,Se,Ag,Tl,V,Zn .....	355
<b>8.2:</b> Prep QC MP3711: Sb,As,Ba,Be,Cd,Cr,Co,Cu,Pb,Mo,Ni,Se,Ag,Tl,V,Zn .....	363
<b>8.3:</b> Prep QC MP3713: Hg .....	368
<b>8.4:</b> Prep QC MP3750: Cd,Cr,Pb .....	372

1

2

3

4

5

6

7

8

## Sample Summary

Iris Environmental

Job No: C16957

Romic Soil Investigation(Romic EPA) - 2081 Bay Road, East Palo Alto, CA  
 Project No: 07-0555C

Sample Number	Collected		Received	Matrix		Client Sample ID
	Date	Time By		Code	Type	
C16957-1	07/12/11	08:30 CA	07/13/11	SO	Soil	Y17-0.9
C16957-2	07/12/11	08:35 CA	07/13/11	SO	Soil	Y17-3.4
C16957-3	07/12/11	08:40 CA	07/13/11	SO	Soil	Y17-6.4
C16957-4	07/12/11	08:50 CA	07/13/11	SO	Soil	Y16-1.1
C16957-5	07/12/11	09:05 CA	07/13/11	SO	Soil	Y16-3.6
C16957-6	07/12/11	09:10 CA	07/13/11	SO	Soil	Y16-6.7
C16957-7	07/12/11	09:35 CA	07/13/11	SO	Soil	Y11-0.8
C16957-8	07/12/11	09:45 CA	07/13/11	SO	Soil	Y11-3.1
C16957-9	07/12/11	09:50 CA	07/13/11	SO	Soil	Y11-6.1
C16957-10	07/12/11	10:20 CA	07/13/11	SO	Soil	X9-1.8
C16957-11	07/12/11	10:25 CA	07/13/11	SO	Soil	X9-4.1
C16957-12	07/12/11	10:30 CA	07/13/11	SO	Soil	X9-7.1
C16957-13	07/12/11	10:50 CA	07/13/11	SO	Soil	X8-1.0

---

Soil samples reported on a dry weight basis unless otherwise indicated on result page.



## Sample Summary

(continued)

Iris Environmental

**Job No:** C16957

Romic Soil Investigation(Romic EPA) - 2081 Bay Road, East Palo Alto, CA  
 Project No: 07-0555C

Sample Number	Collected		Received	Matrix		Client Sample ID
	Date	Time By		Code	Type	
C16957-13A	07/12/11	10:50 CA	07/13/11	SO	Soil	X8-1.0
C16957-14	07/12/11	10:55 CA	07/13/11	SO	Soil	X8-3.5
C16957-15	07/12/11	11:00 CA	07/13/11	SO	Soil	X8-6.5
C16957-16	07/12/11	11:30 CA	07/13/11	SO	Soil	V11-0.7
C16957-17	07/12/11	11:35 CA	07/13/11	SO	Soil	V11-3.2
C16957-18	07/12/11	11:45 CA	07/13/11	SO	Soil	V11-6.2
C16957-19	07/12/11	13:10 CA	07/13/11	SO	Soil	T11-1.0
C16957-20	07/12/11	13:15 CA	07/13/11	SO	Soil	T11-3.5
C16957-21	07/12/11	13:15 CA	07/13/11	SO	Soil	T11-6.5
C16957-22	07/12/11	13:35 CA	07/13/11	SO	Soil	T8-0.5
C16957-23	07/12/11	13:40 CA	07/13/11	SO	Soil	T8-3.0
C16957-23A	07/12/11	13:40 CA	07/13/11	SO	Soil	T8-3.0
C16957-24	07/12/11	13:45 CA	07/13/11	SO	Soil	T8-6.0

---

Soil samples reported on a dry weight basis unless otherwise indicated on result page.



**Sample Summary**

(continued)

Iris Environmental

Job No: C16957

Romic Soil Investigation(Romic EPA) - 2081 Bay Road, East Palo Alto, CA  
Project No: 07-0555C

Sample Number	Collected		Received	Matrix		Client Sample ID
	Date	Time By		Code	Type	
C16957-25	07/12/11	14:00 CA	07/13/11	SO	Soil	V8-3.0
C16957-26	07/12/11	14:05 CA	07/13/11	SO	Soil	V8-6.0
C16957-27	07/12/11	14:25 CA	07/13/11	SO	Soil	V5-1.0
C16957-28	07/12/11	14:30 CA	07/13/11	SO	Soil	V5-3.5
C16957-29	07/12/11	14:35 CA	07/13/11	SO	Soil	V5-6.5
C16957-30	07/12/11	14:54 CA	07/13/11	SO	Soil	S5-0.6
C16957-31	07/12/11	15:00 CA	07/13/11	SO	Soil	S5-3.1
C16957-31A	07/12/11	15:00 CA	07/13/11	SO	Soil	S5-3.1
C16957-32	07/12/11	15:05 CA	07/13/11	SO	Soil	S5-6.1
C16957-33	07/12/11	15:30 CA	07/13/11	SO	Soil	S2-1.0
C16957-34	07/12/11	15:35 CA	07/13/11	SO	Soil	S2-3.0
C16957-35	07/12/11	15:50 CA	07/13/11	SO	Soil	S2-6.5
C16957-36	07/12/11	16:10 CA	07/13/11	SO	Soil	P1-0.8

---

Soil samples reported on a dry weight basis unless otherwise indicated on result page.



## Sample Summary

(continued)

Iris Environmental

**Job No:** C16957

Romic Soil Investigation(Romic EPA) - 2081 Bay Road, East Palo Alto, CA

Project No: 07-0555C

Sample Number	Collected		Received	Matrix		Client Sample ID
	Date	Time By		Code	Type	
C16957-37	07/12/11	16:15 CA	07/13/11	SO	Soil	P1-3.9
C16957-37A	07/12/11	16:15 CA	07/13/11	SO	Soil	P1-3.9
C16957-38	07/12/11	16:20 CA	07/13/11	SO	Soil	P1-6.3

---

Soil samples reported on a dry weight basis unless otherwise indicated on result page.

Sample Results

---

Report of Analysis

---

## Report of Analysis

<b>Client Sample ID:</b>	Y17-0.9	<b>Date Sampled:</b>	07/12/11
<b>Lab Sample ID:</b>	C16957-1	<b>Date Received:</b>	07/13/11
<b>Matrix:</b>	SO - Soil	<b>Percent Solids:</b>	n/a <sup>a</sup>
<b>Method:</b>	SW846 8260B	<b>Project:</b> Romic Soil Investigation(Romic EPA) - 2081 Bay Road, East Palo Alto, CA	

Run #	File ID	DF	Analyzed	By	Prep Date	Prep Batch	Analytical Batch
Run #1	M25796.D	1	07/21/11	TN	n/a	n/a	VM822
Run #2							

Run #	Initial Weight
Run #1	5.63 g
Run #2	

## VOA 8260 List

CAS No.	Compound	Result	RL	MDL	Units	Q
67-64-1	Acetone	75.0	89	18	ug/kg	J
71-43-2	Benzene	ND	4.4	1.3	ug/kg	
108-86-1	Bromobenzene	ND	4.4	1.3	ug/kg	
74-97-5	Bromochloromethane	ND	4.4	1.3	ug/kg	
75-27-4	Bromodichloromethane	ND	4.4	0.89	ug/kg	
75-25-2	Bromoform	ND	4.4	0.89	ug/kg	
104-51-8	n-Butylbenzene	ND	4.4	1.3	ug/kg	
135-98-8	sec-Butylbenzene	ND	4.4	1.3	ug/kg	
98-06-6	tert-Butylbenzene	ND	4.4	1.3	ug/kg	
108-90-7	Chlorobenzene	ND	4.4	1.3	ug/kg	
75-00-3	Chloroethane	ND	4.4	1.3	ug/kg	
67-66-3	Chloroform	ND	4.4	1.3	ug/kg	
95-49-8	o-Chlorotoluene	ND	4.4	1.3	ug/kg	
106-43-4	p-Chlorotoluene	ND	4.4	1.3	ug/kg	
56-23-5	Carbon tetrachloride	ND	4.4	0.89	ug/kg	
75-34-3	1,1-Dichloroethane	ND	4.4	0.89	ug/kg	
75-35-4	1,1-Dichloroethylene	ND	4.4	1.3	ug/kg	
563-58-6	1,1-Dichloropropene	ND	4.4	1.3	ug/kg	
96-12-8	1,2-Dibromo-3-chloropropane	ND	4.4	0.89	ug/kg	
106-93-4	1,2-Dibromoethane	ND	4.4	0.89	ug/kg	
107-06-2	1,2-Dichloroethane	ND	4.4	1.3	ug/kg	
78-87-5	1,2-Dichloropropane	ND	4.4	1.3	ug/kg	
142-28-9	1,3-Dichloropropane	ND	4.4	1.3	ug/kg	
108-20-3	Di-Isopropyl ether	ND	4.4	1.3	ug/kg	
594-20-7	2,2-Dichloropropane	ND	4.4	1.3	ug/kg	
124-48-1	Dibromochloromethane	ND	4.4	0.89	ug/kg	
75-71-8	Dichlorodifluoromethane	ND	4.4	0.89	ug/kg	
156-59-2	cis-1,2-Dichloroethylene	ND	4.4	1.3	ug/kg	
10061-01-5	cis-1,3-Dichloropropene	ND	4.4	1.3	ug/kg	
541-73-1	m-Dichlorobenzene	ND	4.4	1.3	ug/kg	
95-50-1	o-Dichlorobenzene	2.4	4.4	1.3	ug/kg	J
106-46-7	p-Dichlorobenzene	ND	4.4	1.3	ug/kg	

ND = Not detected MDL - Method Detection Limit

RL = Reporting Limit

E = Indicates value exceeds calibration range

J = Indicates an estimated value

B = Indicates analyte found in associated method blank

N = Indicates presumptive evidence of a compound

## Report of Analysis

<b>Client Sample ID:</b>	Y17-0.9	<b>Date Sampled:</b>	07/12/11
<b>Lab Sample ID:</b>	C16957-1	<b>Date Received:</b>	07/13/11
<b>Matrix:</b>	SO - Soil	<b>Percent Solids:</b>	n/a <sup>a</sup>
<b>Method:</b>	SW846 8260B	<b>Project:</b> Romic Soil Investigation(Romic EPA) - 2081 Bay Road,East Palo Alto,CA	

## VOA 8260 List

CAS No.	Compound	Result	RL	MDL	Units	Q
156-60-5	trans-1,2-Dichloroethylene	ND	4.4	1.3	ug/kg	
10061-02-6	trans-1,3-Dichloropropene	ND	4.4	1.3	ug/kg	
100-41-4	Ethylbenzene	ND	4.4	1.3	ug/kg	
637-92-3	Ethyl tert-Butyl Ether	ND	4.4	1.3	ug/kg	
591-78-6	2-Hexanone	ND	36	4.4	ug/kg	
87-68-3	Hexachlorobutadiene	ND	4.4	0.89	ug/kg	
98-82-8	Isopropylbenzene	ND	4.4	1.3	ug/kg	
99-87-6	p-Isopropyltoluene	ND	4.4	1.3	ug/kg	
108-10-1	4-Methyl-2-pentanone	ND	36	13	ug/kg	
74-83-9	Methyl bromide	ND	4.4	2.2	ug/kg	
74-87-3	Methyl chloride	ND	4.4	1.3	ug/kg	
74-95-3	Methylene bromide	ND	4.4	2.2	ug/kg	
75-09-2	Methylene chloride	ND	22	14	ug/kg	
78-93-3	Methyl ethyl ketone	ND	36	11	ug/kg	
1634-04-4	Methyl Tert Butyl Ether	2.9	4.4	0.89	ug/kg	J
91-20-3	Naphthalene	ND	4.4	1.3	ug/kg	
103-65-1	n-Propylbenzene	ND	4.4	1.3	ug/kg	
100-42-5	Styrene	ND	4.4	0.89	ug/kg	
994-05-8	Tert-Amyl Methyl Ether	ND	4.4	1.1	ug/kg	
75-65-0	Tert Butyl Alcohol	10.5	36	8.9	ug/kg	J
630-20-6	1,1,1,2-Tetrachloroethane	ND	4.4	0.89	ug/kg	
71-55-6	1,1,1-Trichloroethane	ND	4.4	1.3	ug/kg	
79-34-5	1,1,2,2-Tetrachloroethane	ND	4.4	0.89	ug/kg	
79-00-5	1,1,2-Trichloroethane	ND	4.4	0.89	ug/kg	
87-61-6	1,2,3-Trichlorobenzene	ND	4.4	1.3	ug/kg	
96-18-4	1,2,3-Trichloropropane	ND	4.4	1.3	ug/kg	
120-82-1	1,2,4-Trichlorobenzene	ND	4.4	1.3	ug/kg	
95-63-6	1,2,4-Trimethylbenzene	3.7	4.4	1.3	ug/kg	J
108-67-8	1,3,5-Trimethylbenzene	ND	4.4	1.3	ug/kg	
127-18-4	Tetrachloroethylene	ND	4.4	3.1	ug/kg	
108-88-3	Toluene	ND	4.4	1.3	ug/kg	
79-01-6	Trichloroethylene	ND	4.4	0.89	ug/kg	
75-69-4	Trichlorofluoromethane	ND	4.4	1.1	ug/kg	
75-01-4	Vinyl chloride	ND	4.4	2.2	ug/kg	
1330-20-7	Xylene (total)	ND	8.9	3.6	ug/kg	

CAS No.	Surrogate Recoveries	Run# 1	Run# 2	Limits
1868-53-7	Dibromofluoromethane	110%		60-130%
2037-26-5	Toluene-D8	98%		60-130%

ND = Not detected MDL - Method Detection Limit

RL = Reporting Limit

E = Indicates value exceeds calibration range

J = Indicates an estimated value

B = Indicates analyte found in associated method blank

N = Indicates presumptive evidence of a compound

**Report of Analysis**

<b>Client Sample ID:</b>	Y17-0.9	<b>Date Sampled:</b>	07/12/11
<b>Lab Sample ID:</b>	C16957-1	<b>Date Received:</b>	07/13/11
<b>Matrix:</b>	SO - Soil	<b>Percent Solids:</b>	n/a <sup>a</sup>
<b>Method:</b>	SW846 8260B		
<b>Project:</b>	Romic Soil Investigation(Romic EPA) - 2081 Bay Road, East Palo Alto, CA		

**VOA 8260 List**

CAS No.	Surrogate Recoveries	Run# 1	Run# 2	Limits
460-00-4	4-Bromofluorobenzene	110%		60-130%

(a) All results reported on wet weight basis.

ND = Not detected      MDL - Method Detection Limit  
 RL = Reporting Limit  
 E = Indicates value exceeds calibration range

J = Indicates an estimated value  
 B = Indicates analyte found in associated method blank  
 N = Indicates presumptive evidence of a compound

## Report of Analysis

<b>Client Sample ID:</b>	Y17-0.9	<b>Date Sampled:</b>	07/12/11
<b>Lab Sample ID:</b>	C16957-1	<b>Date Received:</b>	07/13/11
<b>Matrix:</b>	SO - Soil	<b>Percent Solids:</b>	n/a <sup>a</sup>
<b>Method:</b>	SW846 8270C SW846 3550B	<b>Project:</b> Romic Soil Investigation(Romic EPA) - 2081 Bay Road, East Palo Alto, CA	

Run #1	File ID	DF	Analyzed	By	Prep Date	Prep Batch	Analytical Batch
Run #1	Y8826.D	1	07/16/11	MT	07/16/11	OP4242	EY422
Run #2							

Run #1	Initial Weight	Final Volume
Run #1	10.0 g	1.0 ml
Run #2		

## ABN Full List

CAS No.	Compound	Result	RL	MDL	Units	Q
65-85-0	Benzoic acid	ND	1000	890	ug/kg	
95-57-8	2-Chlorophenol	ND	1000	680	ug/kg	
59-50-7	4-Chloro-3-methyl phenol	ND	500	420	ug/kg	
120-83-2	2,4-Dichlorophenol	ND	500	140	ug/kg	
105-67-9	2,4-Dimethylphenol	ND	500	150	ug/kg	
51-28-5	2,4-Dinitrophenol	ND	2500	850	ug/kg	
534-52-1	4,6-Dinitro-o-cresol	ND	2000	1000	ug/kg	
95-48-7	2-Methylphenol	ND	500	170	ug/kg	
	3&4-Methylphenol	ND	500	150	ug/kg	
88-75-5	2-Nitrophenol	ND	500	130	ug/kg	
100-02-7	4-Nitrophenol	ND	2000	1200	ug/kg	
87-86-5	Pentachlorophenol	ND	500	420	ug/kg	
108-95-2	Phenol	ND	2000	1300	ug/kg	
95-95-4	2,4,5-Trichlorophenol	ND	500	120	ug/kg	
88-06-2	2,4,6-Trichlorophenol	ND	500	160	ug/kg	
83-32-9	Acenaphthene	ND	1000	500	ug/kg	
208-96-8	Acenaphthylene	ND	500	200	ug/kg	
62-53-3	Aniline	ND	500	140	ug/kg	
120-12-7	Anthracene	ND	500	100	ug/kg	
103-33-3	Azobenzene	ND	500	170	ug/kg	
92-87-5	Benzidine	ND	2500	730	ug/kg	
56-55-3	Benzo(a)anthracene	ND	500	70	ug/kg	
50-32-8	Benzo(a)pyrene	ND	500	90	ug/kg	
205-99-2	Benzo(b)fluoranthene	ND	500	60	ug/kg	
191-24-2	Benzo(g,h,i)perylene	ND	500	150	ug/kg	
207-08-9	Benzo(k)fluoranthene	ND	500	120	ug/kg	
101-55-3	4-Bromophenyl phenyl ether	ND	500	150	ug/kg	
85-68-7	Butyl benzyl phthalate	ND	500	110	ug/kg	
100-51-6	Benzyl Alcohol	ND	1000	160	ug/kg	
91-58-7	2-Chloronaphthalene	ND	500	180	ug/kg	
106-47-8	4-Chloroaniline	ND	500	140	ug/kg	
86-74-8	Carbazole	ND	500	80	ug/kg	

ND = Not detected MDL - Method Detection Limit

RL = Reporting Limit

E = Indicates value exceeds calibration range

J = Indicates an estimated value

B = Indicates analyte found in associated method blank

N = Indicates presumptive evidence of a compound

## Report of Analysis

<b>Client Sample ID:</b>	Y17-0.9	<b>Date Sampled:</b>	07/12/11
<b>Lab Sample ID:</b>	C16957-1	<b>Date Received:</b>	07/13/11
<b>Matrix:</b>	SO - Soil	<b>Percent Solids:</b>	n/a <sup>a</sup>
<b>Method:</b>	SW846 8270C SW846 3550B	<b>Project:</b> Romic Soil Investigation(Romic EPA) - 2081 Bay Road,East Palo Alto,CA	

## ABN Full List

CAS No.	Compound	Result	RL	MDL	Units	Q
218-01-9	Chrysene	ND	500	100	ug/kg	
111-91-1	bis(2-Chloroethoxy)methane	ND	500	180	ug/kg	
111-44-4	bis(2-Chloroethyl)ether	ND	500	230	ug/kg	
108-60-1	bis(2-Chloroisopropyl)ether	ND	500	270	ug/kg	
7005-72-3	4-Chlorophenyl phenyl ether	ND	500	190	ug/kg	
95-50-1	1,2-Dichlorobenzene	ND	500	160	ug/kg	
541-73-1	1,3-Dichlorobenzene	ND	500	150	ug/kg	
106-46-7	1,4-Dichlorobenzene	ND	500	420	ug/kg	
121-14-2	2,4-Dinitrotoluene	ND	500	460	ug/kg	
606-20-2	2,6-Dinitrotoluene	ND	1000	320	ug/kg	
91-94-1	3,3'-Dichlorobenzidine	ND	2500	140	ug/kg	
53-70-3	Dibenzo(a,h)anthracene	ND	500	130	ug/kg	
132-64-9	Dibenzofuran	ND	500	160	ug/kg	
122-39-4	Diphenylamine	ND	500	120	ug/kg	
84-74-2	Di-n-butyl phthalate	ND	500	100	ug/kg	
117-84-0	Di-n-octyl phthalate	ND	500	130	ug/kg	
84-66-2	Diethyl phthalate	ND	500	170	ug/kg	
131-11-3	Dimethyl phthalate	ND	500	180	ug/kg	
117-81-7	bis(2-Ethylhexyl)phthalate	ND	500	220	ug/kg	
206-44-0	Fluoranthene	ND	500	100	ug/kg	
86-73-7	Fluorene	ND	500	180	ug/kg	
118-74-1	Hexachlorobenzene	ND	500	130	ug/kg	
87-68-3	Hexachlorobutadiene	ND	500	190	ug/kg	
77-47-4	Hexachlorocyclopentadiene	ND	500	140	ug/kg	
67-72-1	Hexachloroethane	ND	500	160	ug/kg	
193-39-5	Indeno(1,2,3-cd)pyrene	ND	500	140	ug/kg	
78-59-1	Isophorone	ND	500	170	ug/kg	
90-12-0	1-Methylnaphthalene	ND	500	160	ug/kg	
91-57-6	2-Methylnaphthalene	ND	500	160	ug/kg	
88-74-4	2-Nitroaniline	ND	500	120	ug/kg	
99-09-2	3-Nitroaniline	ND	500	120	ug/kg	
100-01-6	4-Nitroaniline	ND	500	300	ug/kg	
91-20-3	Naphthalene	ND	500	170	ug/kg	
98-95-3	Nitrobenzene	ND	500	160	ug/kg	
62-75-9	N-Nitrosodimethylamine	ND	5000	2200	ug/kg	
621-64-7	N-Nitroso-di-n-propylamine	ND	1000	550	ug/kg	
85-01-8	Phenanthrene	ND	500	110	ug/kg	
129-00-0	Pyrene	ND	1000	680	ug/kg	
110-86-1	Pyridine	ND	2000	220	ug/kg	
120-82-1	1,2,4-Trichlorobenzene	ND	500	340	ug/kg	

ND = Not detected MDL - Method Detection Limit

RL = Reporting Limit

E = Indicates value exceeds calibration range

J = Indicates an estimated value

B = Indicates analyte found in associated method blank

N = Indicates presumptive evidence of a compound



## Report of Analysis

<b>Client Sample ID:</b>	Y17-0.9		<b>Date Sampled:</b>	07/12/11
<b>Lab Sample ID:</b>	C16957-1		<b>Date Received:</b>	07/13/11
<b>Matrix:</b>	SO - Soil		<b>Percent Solids:</b>	n/a <sup>a</sup>
<b>Method:</b>	SW846 8270C SW846 3550B			
<b>Project:</b>	Romic Soil Investigation(Romic EPA) - 2081 Bay Road, East Palo Alto, CA			

## ABN Full List

CAS No.	Surrogate Recoveries	Run# 1	Run# 2	Limits
367-12-4	2-Fluorophenol	74%		20-100%
4165-62-2	Phenol-d5	76%		20-100%
118-79-6	2,4,6-Tribromophenol	83%		30-100%
4165-60-0	Nitrobenzene-d5	74%		20-100%
321-60-8	2-Fluorobiphenyl	72%		20-106%
1718-51-0	Terphenyl-d14	92%		55-130%

(a) All results reported on wet weight basis.

ND = Not detected      MDL - Method Detection Limit  
 RL = Reporting Limit  
 E = Indicates value exceeds calibration range

J = Indicates an estimated value  
 B = Indicates analyte found in associated method blank  
 N = Indicates presumptive evidence of a compound

## Report of Analysis

<b>Client Sample ID:</b>	Y17-0.9	<b>Date Sampled:</b>	07/12/11
<b>Lab Sample ID:</b>	C16957-1	<b>Date Received:</b>	07/13/11
<b>Matrix:</b>	SO - Soil	<b>Percent Solids:</b>	n/a <sup>a</sup>
<b>Method:</b>	SW846 8015B	<b>Project:</b> Romic Soil Investigation(Romic EPA) - 2081 Bay Road, East Palo Alto, CA	

Run #	File ID	DF	Analyzed	By	Prep Date	Prep Batch	Analytical Batch
Run #1	JK21122.D	1	07/21/11	TT	n/a	n/a	GJK875
Run #2							

Run #	Initial Weight
Run #1	5.27 g
Run #2	

### TPH Volatiles

CAS No.	Compound	Result	RL	MDL	Units	Q
	TPH-GRO (C6-C10)	ND	0.095	0.047	mg/kg	
CAS No.	Surrogate Recoveries	Run# 1	Run# 2	Limits		
98-08-8	aaa-Trifluorotoluene	94%		60-157%		

(a) All results reported on wet weight basis.

ND = Not detected      MDL - Method Detection Limit  
 RL = Reporting Limit  
 E = Indicates value exceeds calibration range

J = Indicates an estimated value  
 B = Indicates analyte found in associated method blank  
 N = Indicates presumptive evidence of a compound

## Report of Analysis

<b>Client Sample ID:</b>	Y17-0.9	<b>Date Sampled:</b>	07/12/11
<b>Lab Sample ID:</b>	C16957-1	<b>Date Received:</b>	07/13/11
<b>Matrix:</b>	SO - Soil	<b>Percent Solids:</b>	n/a <sup>a</sup>
<b>Method:</b>	SW846 8081A SW846 3545A	<b>Project:</b> Romic Soil Investigation(Romic EPA) - 2081 Bay Road, East Palo Alto, CA	

Run #1	File ID	DF	Analyzed	By	Prep Date	Prep Batch	Analytical Batch
Run #1	OO22671.D	1	07/24/11	RV	07/15/11	OP4230	G00726
Run #2							

Run #1	Initial Weight	Final Volume
Run #1	10.1 g	10.0 ml
Run #2		

## Pesticide PPL List

CAS No.	Compound	Result	RL	MDL	Units	Q
309-00-2	Aldrin	ND	25	9.9	ug/kg	
319-84-6	alpha-BHC	ND	25	11	ug/kg	
319-85-7	beta-BHC	ND	25	3.5	ug/kg	
319-86-8	delta-BHC	ND	25	3.5	ug/kg	
58-89-9	gamma-BHC (Lindane)	ND	25	7.4	ug/kg	
12789-03-6	Chlordane	ND	99	99	ug/kg	
60-57-1	Dieldrin	ND	25	3.0	ug/kg	
72-54-8	4,4' -DDD	ND	25	3.5	ug/kg	
72-55-9	4,4' -DDE	ND	25	3.0	ug/kg	
50-29-3	4,4' -DDT <sup>b</sup>	ND	25	3.0	ug/kg	
72-20-8	Endrin	ND	25	3.0	ug/kg	
7421-93-4	Endrin aldehyde	ND	25	5.9	ug/kg	
959-98-8	Endosulfan-I	ND	25	3.5	ug/kg	
33213-65-9	Endosulfan-II	ND	25	3.5	ug/kg	
1031-07-8	Endosulfan sulfate	ND	25	7.9	ug/kg	
76-44-8	Heptachlor	ND	25	5.9	ug/kg	
1024-57-3	Heptachlor epoxide	ND	25	4.0	ug/kg	
72-43-5	Methoxychlor	ND	25	3.5	ug/kg	
8001-35-2	Toxaphene	ND	99	99	ug/kg	

CAS No.	Surrogate Recoveries	Run# 1	Run# 2	Limits
877-09-8	Tetrachloro-m-xylene	52%		35-132%
877-09-8	Tetrachloro-m-xylene	52%		35-132%
2051-24-3	Decachlorobiphenyl	62%		35-132%
2051-24-3	Decachlorobiphenyl	68%		35-132%

(a) All results reported on wet weight basis.

(b) Result from signal#2.

ND = Not detected MDL - Method Detection Limit

RL = Reporting Limit

E = Indicates value exceeds calibration range

J = Indicates an estimated value

B = Indicates analyte found in associated method blank

N = Indicates presumptive evidence of a compound

## Report of Analysis

<b>Client Sample ID:</b> Y17-0.9		<b>Date Sampled:</b> 07/12/11
<b>Lab Sample ID:</b> C16957-1		<b>Date Received:</b> 07/13/11
<b>Matrix:</b> SO - Soil		<b>Percent Solids:</b> n/a <sup>a</sup>
<b>Method:</b> SW846 8082 SW846 3545A		
<b>Project:</b> Romc Soil Investigation(Romc EPA) - 2081 Bay Road, East Palo Alto, CA		

Run #1	File ID	DF	Analyzed	By	Prep Date	Prep Batch	Analytical Batch
Run #1	PP20057.D	1	07/17/11	RV	07/15/11	OP4231	GPP685
Run #2							

Run #1	Initial Weight	Final Volume
Run #1	10.1 g	10.0 ml
Run #2		

**PCB List**

CAS No.	Compound	Result	RL	MDL	Units	Q
12674-11-2	Aroclor 1016	ND	99	17	ug/kg	
11104-28-2	Aroclor 1221	ND	99	50	ug/kg	
11141-16-5	Aroclor 1232	ND	99	50	ug/kg	
53469-21-9	Aroclor 1242	ND	99	50	ug/kg	
12672-29-6	Aroclor 1248	ND	99	50	ug/kg	
11097-69-1	Aroclor 1254	ND	99	50	ug/kg	
11096-82-5	Aroclor 1260	ND	99	20	ug/kg	

CAS No.	Surrogate Recoveries	Run# 1	Run# 2	Limits
877-09-8	Tetrachloro-m-xylene	53%		45-108%
877-09-8	Tetrachloro-m-xylene	54%		45-108%
2051-24-3	Decachlorobiphenyl	79%		54-121%
2051-24-3	Decachlorobiphenyl	72%		54-121%

(a) All results reported on wet weight basis.

ND = Not detected      MDL - Method Detection Limit  
 RL = Reporting Limit  
 E = Indicates value exceeds calibration range

J = Indicates an estimated value  
 B = Indicates analyte found in associated method blank  
 N = Indicates presumptive evidence of a compound

## Report of Analysis

<b>Client Sample ID:</b>	Y17-0.9	<b>Date Sampled:</b>	07/12/11
<b>Lab Sample ID:</b>	C16957-1	<b>Date Received:</b>	07/13/11
<b>Matrix:</b>	SO - Soil	<b>Percent Solids:</b>	n/a <sup>a</sup>
<b>Method:</b>	SW846 8015B M SW846 3545A	<b>Project:</b> Romic Soil Investigation(Romic EPA) - 2081 Bay Road, East Palo Alto, CA	

Run #	File ID	DF	Analyzed	By	Prep Date	Prep Batch	Analytical Batch
Run #1	GG26819.D	1	07/17/11	JH	07/15/11	OP4234	GGG723
Run #2							

Run #	Initial Weight	Final Volume
Run #1	10.0 g	1.0 ml
Run #2		

### TPH Extractable w/ Silica Gel Cleanup

CAS No.	Compound	Result	RL	MDL	Units	Q
	TPH (C10-C28)	ND	10	5.0	mg/kg	
	TPH (> C28-C40)	ND	20	10	mg/kg	

CAS No.	Surrogate Recoveries	Run# 1	Run# 2	Limits
630-01-3	Hexacosane	63%		45-140%

(a) All results reported on wet weight basis.

ND = Not detected      MDL - Method Detection Limit  
 RL = Reporting Limit  
 E = Indicates value exceeds calibration range

J = Indicates an estimated value  
 B = Indicates analyte found in associated method blank  
 N = Indicates presumptive evidence of a compound

## Report of Analysis

<b>Client Sample ID:</b> Y17-0.9	<b>Date Sampled:</b> 07/12/11
<b>Lab Sample ID:</b> C16957-1	<b>Date Received:</b> 07/13/11
<b>Matrix:</b> SO - Soil	<b>Percent Solids:</b> n/a <sup>a</sup>
<b>Project:</b> Romic Soil Investigation(Romic EPA) - 2081 Bay Road,East Palo Alto,CA	

## Metals Analysis

Analyte	Result	RL	Units	DF	Prep	Analyzed By	Method	Prep Method
Antimony	< 1.9	1.9	mg/kg	1	07/15/11	07/19/11 PH	SW846 6010B <sup>1</sup>	SW846 3050B <sup>3</sup>
Arsenic	4.8	1.9	mg/kg	1	07/15/11	07/19/11 PH	SW846 6010B <sup>1</sup>	SW846 3050B <sup>3</sup>
Barium	153	19	mg/kg	1	07/15/11	07/19/11 PH	SW846 6010B <sup>1</sup>	SW846 3050B <sup>3</sup>
Beryllium	< 0.93	0.93	mg/kg	1	07/15/11	07/19/11 PH	SW846 6010B <sup>1</sup>	SW846 3050B <sup>3</sup>
Cadmium	< 0.93	0.93	mg/kg	1	07/15/11	07/19/11 PH	SW846 6010B <sup>1</sup>	SW846 3050B <sup>3</sup>
Chromium	40.5	0.93	mg/kg	1	07/15/11	07/19/11 PH	SW846 6010B <sup>1</sup>	SW846 3050B <sup>3</sup>
Cobalt	11.6	0.93	mg/kg	1	07/15/11	07/19/11 PH	SW846 6010B <sup>1</sup>	SW846 3050B <sup>3</sup>
Copper	10.1	2.3	mg/kg	1	07/15/11	07/19/11 PH	SW846 6010B <sup>1</sup>	SW846 3050B <sup>3</sup>
Lead	6.1	1.9	mg/kg	1	07/15/11	07/19/11 PH	SW846 6010B <sup>1</sup>	SW846 3050B <sup>3</sup>
Mercury	0.077	0.039	mg/kg	1	07/18/11	07/19/11 RW	SW846 7471A <sup>2</sup>	SW846 7471A <sup>4</sup>
Molybdenum	< 1.9	1.9	mg/kg	1	07/15/11	07/19/11 PH	SW846 6010B <sup>1</sup>	SW846 3050B <sup>3</sup>
Nickel	35.6	0.93	mg/kg	1	07/15/11	07/19/11 PH	SW846 6010B <sup>1</sup>	SW846 3050B <sup>3</sup>
Selenium	< 1.9	1.9	mg/kg	1	07/15/11	07/19/11 PH	SW846 6010B <sup>1</sup>	SW846 3050B <sup>3</sup>
Silver	< 0.93	0.93	mg/kg	1	07/15/11	07/19/11 PH	SW846 6010B <sup>1</sup>	SW846 3050B <sup>3</sup>
Thallium	< 1.9	1.9	mg/kg	1	07/15/11	07/19/11 PH	SW846 6010B <sup>1</sup>	SW846 3050B <sup>3</sup>
Vanadium	51.9	0.93	mg/kg	1	07/15/11	07/19/11 PH	SW846 6010B <sup>1</sup>	SW846 3050B <sup>3</sup>
Zinc	24.7	1.9	mg/kg	1	07/15/11	07/19/11 PH	SW846 6010B <sup>1</sup>	SW846 3050B <sup>3</sup>

(1) Instrument QC Batch: MA1989

(2) Instrument QC Batch: MA1994

(3) Prep QC Batch: MP3707

(4) Prep QC Batch: MP3713

(a) All results reported on wet weight basis.

RL = Reporting Limit

## Report of Analysis

<b>Client Sample ID:</b>	Y17-3.4	<b>Date Sampled:</b>	07/12/11
<b>Lab Sample ID:</b>	C16957-2	<b>Date Received:</b>	07/13/11
<b>Matrix:</b>	SO - Soil	<b>Percent Solids:</b>	n/a <sup>a</sup>
<b>Method:</b>	SW846 8260B	<b>Project:</b> Romic Soil Investigation(Romic EPA) - 2081 Bay Road, East Palo Alto, CA	

Run #	File ID	DF	Analyzed	By	Prep Date	Prep Batch	Analytical Batch
Run #1	M25797.D	1	07/21/11	TN	n/a	n/a	VM822
Run #2							

Run #	Initial Weight
Run #1	5.44 g
Run #2	

## VOA 8260 List

CAS No.	Compound	Result	RL	MDL	Units	Q
67-64-1	Acetone	42.5	92	18	ug/kg	J
71-43-2	Benzene	ND	4.6	1.4	ug/kg	
108-86-1	Bromobenzene	ND	4.6	1.4	ug/kg	
74-97-5	Bromochloromethane	ND	4.6	1.4	ug/kg	
75-27-4	Bromodichloromethane	ND	4.6	0.92	ug/kg	
75-25-2	Bromoform	ND	4.6	0.92	ug/kg	
104-51-8	n-Butylbenzene	ND	4.6	1.4	ug/kg	
135-98-8	sec-Butylbenzene	ND	4.6	1.4	ug/kg	
98-06-6	tert-Butylbenzene	ND	4.6	1.4	ug/kg	
108-90-7	Chlorobenzene	ND	4.6	1.4	ug/kg	
75-00-3	Chloroethane	ND	4.6	1.4	ug/kg	
67-66-3	Chloroform	ND	4.6	1.4	ug/kg	
95-49-8	o-Chlorotoluene	ND	4.6	1.4	ug/kg	
106-43-4	p-Chlorotoluene	ND	4.6	1.4	ug/kg	
56-23-5	Carbon tetrachloride	ND	4.6	0.92	ug/kg	
75-34-3	1,1-Dichloroethane	ND	4.6	0.92	ug/kg	
75-35-4	1,1-Dichloroethylene	ND	4.6	1.4	ug/kg	
563-58-6	1,1-Dichloropropene	ND	4.6	1.4	ug/kg	
96-12-8	1,2-Dibromo-3-chloropropane	ND	4.6	0.92	ug/kg	
106-93-4	1,2-Dibromoethane	ND	4.6	0.92	ug/kg	
107-06-2	1,2-Dichloroethane	ND	4.6	1.4	ug/kg	
78-87-5	1,2-Dichloropropane	ND	4.6	1.4	ug/kg	
142-28-9	1,3-Dichloropropane	ND	4.6	1.4	ug/kg	
108-20-3	Di-Isopropyl ether	ND	4.6	1.4	ug/kg	
594-20-7	2,2-Dichloropropane	ND	4.6	1.4	ug/kg	
124-48-1	Dibromochloromethane	ND	4.6	0.92	ug/kg	
75-71-8	Dichlorodifluoromethane	ND	4.6	0.92	ug/kg	
156-59-2	cis-1,2-Dichloroethylene	ND	4.6	1.4	ug/kg	
10061-01-5	cis-1,3-Dichloropropene	ND	4.6	1.4	ug/kg	
541-73-1	m-Dichlorobenzene	ND	4.6	1.4	ug/kg	
95-50-1	o-Dichlorobenzene	ND	4.6	1.4	ug/kg	
106-46-7	p-Dichlorobenzene	ND	4.6	1.4	ug/kg	

ND = Not detected MDL - Method Detection Limit

RL = Reporting Limit

E = Indicates value exceeds calibration range

J = Indicates an estimated value

B = Indicates analyte found in associated method blank

N = Indicates presumptive evidence of a compound

## Report of Analysis

<b>Client Sample ID:</b>	Y17-3.4	<b>Date Sampled:</b>	07/12/11
<b>Lab Sample ID:</b>	C16957-2	<b>Date Received:</b>	07/13/11
<b>Matrix:</b>	SO - Soil	<b>Percent Solids:</b>	n/a <sup>a</sup>
<b>Method:</b>	SW846 8260B	<b>Project:</b> Romic Soil Investigation(Romic EPA) - 2081 Bay Road,East Palo Alto,CA	

## VOA 8260 List

CAS No.	Compound	Result	RL	MDL	Units	Q
156-60-5	trans-1,2-Dichloroethylene	ND	4.6	1.4	ug/kg	
10061-02-6	trans-1,3-Dichloropropene	ND	4.6	1.4	ug/kg	
100-41-4	Ethylbenzene	ND	4.6	1.4	ug/kg	
637-92-3	Ethyl tert-Butyl Ether	ND	4.6	1.4	ug/kg	
591-78-6	2-Hexanone	ND	37	4.6	ug/kg	
87-68-3	Hexachlorobutadiene	ND	4.6	0.92	ug/kg	
98-82-8	Isopropylbenzene	ND	4.6	1.4	ug/kg	
99-87-6	p-Isopropyltoluene	ND	4.6	1.4	ug/kg	
108-10-1	4-Methyl-2-pentanone	ND	37	14	ug/kg	
74-83-9	Methyl bromide	ND	4.6	2.3	ug/kg	
74-87-3	Methyl chloride	ND	4.6	1.4	ug/kg	
74-95-3	Methylene bromide	ND	4.6	2.3	ug/kg	
75-09-2	Methylene chloride	ND	23	15	ug/kg	
78-93-3	Methyl ethyl ketone	ND	37	11	ug/kg	
1634-04-4	Methyl Tert Butyl Ether	11.8	4.6	0.92	ug/kg	
91-20-3	Naphthalene	ND	4.6	1.4	ug/kg	
103-65-1	n-Propylbenzene	ND	4.6	1.4	ug/kg	
100-42-5	Styrene	ND	4.6	0.92	ug/kg	
994-05-8	Tert-Amyl Methyl Ether	ND	4.6	1.1	ug/kg	
75-65-0	Tert Butyl Alcohol	15.3	37	9.2	ug/kg	J
630-20-6	1,1,1,2-Tetrachloroethane	ND	4.6	0.92	ug/kg	
71-55-6	1,1,1-Trichloroethane	ND	4.6	1.4	ug/kg	
79-34-5	1,1,2,2-Tetrachloroethane	ND	4.6	0.92	ug/kg	
79-00-5	1,1,2-Trichloroethane	ND	4.6	0.92	ug/kg	
87-61-6	1,2,3-Trichlorobenzene	ND	4.6	1.4	ug/kg	
96-18-4	1,2,3-Trichloropropane	ND	4.6	1.4	ug/kg	
120-82-1	1,2,4-Trichlorobenzene	ND	4.6	1.4	ug/kg	
95-63-6	1,2,4-Trimethylbenzene	ND	4.6	1.4	ug/kg	
108-67-8	1,3,5-Trimethylbenzene	ND	4.6	1.4	ug/kg	
127-18-4	Tetrachloroethylene	ND	4.6	3.2	ug/kg	
108-88-3	Toluene	ND	4.6	1.4	ug/kg	
79-01-6	Trichloroethylene	ND	4.6	0.92	ug/kg	
75-69-4	Trichlorofluoromethane	ND	4.6	1.1	ug/kg	
75-01-4	Vinyl chloride	ND	4.6	2.3	ug/kg	
1330-20-7	Xylene (total)	ND	9.2	3.7	ug/kg	

CAS No.	Surrogate Recoveries	Run# 1	Run# 2	Limits
1868-53-7	Dibromofluoromethane	110%		60-130%
2037-26-5	Toluene-D8	98%		60-130%

ND = Not detected MDL - Method Detection Limit

RL = Reporting Limit

E = Indicates value exceeds calibration range

J = Indicates an estimated value

B = Indicates analyte found in associated method blank

N = Indicates presumptive evidence of a compound



**Report of Analysis**

<b>Client Sample ID:</b>	Y17-3.4	<b>Date Sampled:</b>	07/12/11
<b>Lab Sample ID:</b>	C16957-2	<b>Date Received:</b>	07/13/11
<b>Matrix:</b>	SO - Soil	<b>Percent Solids:</b>	n/a <sup>a</sup>
<b>Method:</b>	SW846 8260B		
<b>Project:</b>	Romic Soil Investigation(Romic EPA) - 2081 Bay Road, East Palo Alto, CA		

**VOA 8260 List**

CAS No.	Surrogate Recoveries	Run# 1	Run# 2	Limits
460-00-4	4-Bromofluorobenzene	106%		60-130%

(a) All results reported on wet weight basis.

ND = Not detected      MDL - Method Detection Limit  
 RL = Reporting Limit  
 E = Indicates value exceeds calibration range

J = Indicates an estimated value  
 B = Indicates analyte found in associated method blank  
 N = Indicates presumptive evidence of a compound

## Report of Analysis

<b>Client Sample ID:</b>	Y17-3.4	<b>Date Sampled:</b>	07/12/11
<b>Lab Sample ID:</b>	C16957-2	<b>Date Received:</b>	07/13/11
<b>Matrix:</b>	SO - Soil	<b>Percent Solids:</b>	n/a <sup>a</sup>
<b>Method:</b>	SW846 8270C SW846 3550B	<b>Project:</b> Romic Soil Investigation(Romic EPA) - 2081 Bay Road, East Palo Alto, CA	

Run #1	File ID	DF	Analyzed	By	Prep Date	Prep Batch	Analytical Batch
Run #1	Y8827.D	1	07/16/11	MT	07/16/11	OP4242	EY422
Run #2							

Run #1	Initial Weight	Final Volume
Run #1	10.2 g	1.0 ml
Run #2		

## ABN Full List

CAS No.	Compound	Result	RL	MDL	Units	Q
65-85-0	Benzoic acid	ND	980	870	ug/kg	
95-57-8	2-Chlorophenol	ND	980	670	ug/kg	
59-50-7	4-Chloro-3-methyl phenol	ND	490	410	ug/kg	
120-83-2	2,4-Dichlorophenol	ND	490	140	ug/kg	
105-67-9	2,4-Dimethylphenol	ND	490	150	ug/kg	
51-28-5	2,4-Dinitrophenol	ND	2500	830	ug/kg	
534-52-1	4,6-Dinitro-o-cresol	ND	2000	1000	ug/kg	
95-48-7	2-Methylphenol	ND	490	170	ug/kg	
	3&4-Methylphenol	ND	490	150	ug/kg	
88-75-5	2-Nitrophenol	ND	490	130	ug/kg	
100-02-7	4-Nitrophenol	ND	2000	1200	ug/kg	
87-86-5	Pentachlorophenol	ND	490	410	ug/kg	
108-95-2	Phenol	ND	2000	1300	ug/kg	
95-95-4	2,4,5-Trichlorophenol	ND	490	120	ug/kg	
88-06-2	2,4,6-Trichlorophenol	ND	490	160	ug/kg	
83-32-9	Acenaphthene	ND	980	490	ug/kg	
208-96-8	Acenaphthylene	ND	490	200	ug/kg	
62-53-3	Aniline	ND	490	140	ug/kg	
120-12-7	Anthracene	ND	490	98	ug/kg	
103-33-3	Azobenzene	ND	490	170	ug/kg	
92-87-5	Benzidine	ND	2500	720	ug/kg	
56-55-3	Benzo(a)anthracene	ND	490	69	ug/kg	
50-32-8	Benzo(a)pyrene	ND	490	88	ug/kg	
205-99-2	Benzo(b)fluoranthene	ND	490	59	ug/kg	
191-24-2	Benzo(g,h,i)perylene	ND	490	150	ug/kg	
207-08-9	Benzo(k)fluoranthene	ND	490	120	ug/kg	
101-55-3	4-Bromophenyl phenyl ether	ND	490	150	ug/kg	
85-68-7	Butyl benzyl phthalate	ND	490	110	ug/kg	
100-51-6	Benzyl Alcohol	ND	980	160	ug/kg	
91-58-7	2-Chloronaphthalene	ND	490	180	ug/kg	
106-47-8	4-Chloroaniline	ND	490	140	ug/kg	
86-74-8	Carbazole	ND	490	78	ug/kg	

ND = Not detected MDL - Method Detection Limit

RL = Reporting Limit

E = Indicates value exceeds calibration range

J = Indicates an estimated value

B = Indicates analyte found in associated method blank

N = Indicates presumptive evidence of a compound

## Report of Analysis

<b>Client Sample ID:</b>	Y17-3.4	<b>Date Sampled:</b>	07/12/11
<b>Lab Sample ID:</b>	C16957-2	<b>Date Received:</b>	07/13/11
<b>Matrix:</b>	SO - Soil	<b>Percent Solids:</b>	n/a <sup>a</sup>
<b>Method:</b>	SW846 8270C SW846 3550B	<b>Project:</b> Romic Soil Investigation(Romic EPA) - 2081 Bay Road,East Palo Alto,CA	

## ABN Full List

CAS No.	Compound	Result	RL	MDL	Units	Q
218-01-9	Chrysene	ND	490	98	ug/kg	
111-91-1	bis(2-Chloroethoxy)methane	ND	490	180	ug/kg	
111-44-4	bis(2-Chloroethyl)ether	ND	490	230	ug/kg	
108-60-1	bis(2-Chloroisopropyl)ether	ND	490	260	ug/kg	
7005-72-3	4-Chlorophenyl phenyl ether	ND	490	190	ug/kg	
95-50-1	1,2-Dichlorobenzene	ND	490	160	ug/kg	
541-73-1	1,3-Dichlorobenzene	ND	490	150	ug/kg	
106-46-7	1,4-Dichlorobenzene	ND	490	410	ug/kg	
121-14-2	2,4-Dinitrotoluene	ND	490	450	ug/kg	
606-20-2	2,6-Dinitrotoluene	ND	980	310	ug/kg	
91-94-1	3,3'-Dichlorobenzidine	ND	2500	140	ug/kg	
53-70-3	Dibenzo(a,h)anthracene	ND	490	130	ug/kg	
132-64-9	Dibenzofuran	ND	490	160	ug/kg	
122-39-4	Diphenylamine	ND	490	120	ug/kg	
84-74-2	Di-n-butyl phthalate	ND	490	98	ug/kg	
117-84-0	Di-n-octyl phthalate	ND	490	130	ug/kg	
84-66-2	Diethyl phthalate	ND	490	170	ug/kg	
131-11-3	Dimethyl phthalate	ND	490	180	ug/kg	
117-81-7	bis(2-Ethylhexyl)phthalate	ND	490	220	ug/kg	
206-44-0	Fluoranthene	ND	490	98	ug/kg	
86-73-7	Fluorene	ND	490	180	ug/kg	
118-74-1	Hexachlorobenzene	ND	490	130	ug/kg	
87-68-3	Hexachlorobutadiene	ND	490	190	ug/kg	
77-47-4	Hexachlorocyclopentadiene	ND	490	140	ug/kg	
67-72-1	Hexachloroethane	ND	490	160	ug/kg	
193-39-5	Indeno(1,2,3-cd)pyrene	ND	490	140	ug/kg	
78-59-1	Isophorone	ND	490	170	ug/kg	
90-12-0	1-Methylnaphthalene	ND	490	160	ug/kg	
91-57-6	2-Methylnaphthalene	ND	490	160	ug/kg	
88-74-4	2-Nitroaniline	ND	490	120	ug/kg	
99-09-2	3-Nitroaniline	ND	490	120	ug/kg	
100-01-6	4-Nitroaniline	ND	490	290	ug/kg	
91-20-3	Naphthalene	ND	490	170	ug/kg	
98-95-3	Nitrobenzene	ND	490	160	ug/kg	
62-75-9	N-Nitrosodimethylamine	ND	4900	2200	ug/kg	
621-64-7	N-Nitroso-di-n-propylamine	ND	980	540	ug/kg	
85-01-8	Phenanthrene	ND	490	110	ug/kg	
129-00-0	Pyrene	ND	980	670	ug/kg	
110-86-1	Pyridine	ND	2000	220	ug/kg	
120-82-1	1,2,4-Trichlorobenzene	ND	490	330	ug/kg	

ND = Not detected MDL - Method Detection Limit

RL = Reporting Limit

E = Indicates value exceeds calibration range

J = Indicates an estimated value

B = Indicates analyte found in associated method blank

N = Indicates presumptive evidence of a compound

## Report of Analysis

<b>Client Sample ID:</b>	Y17-3.4	<b>Date Sampled:</b>	07/12/11
<b>Lab Sample ID:</b>	C16957-2	<b>Date Received:</b>	07/13/11
<b>Matrix:</b>	SO - Soil	<b>Percent Solids:</b>	n/a <sup>a</sup>
<b>Method:</b>	SW846 8270C SW846 3550B		
<b>Project:</b>	Romic Soil Investigation(Romic EPA) - 2081 Bay Road, East Palo Alto, CA		

## ABN Full List

CAS No.	Surrogate Recoveries	Run# 1	Run# 2	Limits
367-12-4	2-Fluorophenol	76%		20-100%
4165-62-2	Phenol-d5	78%		20-100%
118-79-6	2,4,6-Tribromophenol	85%		30-100%
4165-60-0	Nitrobenzene-d5	75%		20-100%
321-60-8	2-Fluorobiphenyl	72%		20-106%
1718-51-0	Terphenyl-d14	92%		55-130%

(a) All results reported on wet weight basis.

ND = Not detected      MDL - Method Detection Limit  
 RL = Reporting Limit  
 E = Indicates value exceeds calibration range

J = Indicates an estimated value  
 B = Indicates analyte found in associated method blank  
 N = Indicates presumptive evidence of a compound

## Report of Analysis

<b>Client Sample ID:</b> Y17-3.4		<b>Date Sampled:</b> 07/12/11
<b>Lab Sample ID:</b> C16957-2		<b>Date Received:</b> 07/13/11
<b>Matrix:</b> SO - Soil		<b>Percent Solids:</b> n/a <sup>a</sup>
<b>Method:</b> SW846 8015B		
<b>Project:</b> Romic Soil Investigation(Romic EPA) - 2081 Bay Road, East Palo Alto, CA		

Run #	File ID	DF	Analyzed	By	Prep Date	Prep Batch	Analytical Batch
Run #1	JK21123.D	1	07/21/11	TT	n/a	n/a	GJK875
Run #2							

Run #	Initial Weight
Run #1	5.31 g
Run #2	

**TPH Volatiles**

CAS No.	Compound	Result	RL	MDL	Units	Q
	TPH-GRO (C6-C10)	ND	0.094	0.047	mg/kg	
CAS No.	Surrogate Recoveries	Run# 1	Run# 2	Limits		
98-08-8	aaa-Trifluorotoluene	96%		60-157%		

(a) All results reported on wet weight basis.

ND = Not detected      MDL - Method Detection Limit  
 RL = Reporting Limit  
 E = Indicates value exceeds calibration range

J = Indicates an estimated value  
 B = Indicates analyte found in associated method blank  
 N = Indicates presumptive evidence of a compound

## Report of Analysis

<b>Client Sample ID:</b>	Y17-3.4	<b>Date Sampled:</b>	07/12/11
<b>Lab Sample ID:</b>	C16957-2	<b>Date Received:</b>	07/13/11
<b>Matrix:</b>	SO - Soil	<b>Percent Solids:</b>	n/a <sup>a</sup>
<b>Method:</b>	SW846 8081A SW846 3545A	<b>Project:</b> Romic Soil Investigation(Romic EPA) - 2081 Bay Road, East Palo Alto, CA	

Run #1	File ID	DF	Analyzed	By	Prep Date	Prep Batch	Analytical Batch
Run #1	OO22672.D	1	07/24/11	RV	07/15/11	OP4230	G00726
Run #2							

Run #1	Initial Weight	Final Volume
Run #1	10.0 g	10.0 ml
Run #2		

## Pesticide PPL List

CAS No.	Compound	Result	RL	MDL	Units	Q
309-00-2	Aldrin	ND	25	10	ug/kg	
319-84-6	alpha-BHC	ND	25	11	ug/kg	
319-85-7	beta-BHC	ND	25	3.5	ug/kg	
319-86-8	delta-BHC	ND	25	3.5	ug/kg	
58-89-9	gamma-BHC (Lindane)	ND	25	7.5	ug/kg	
12789-03-6	Chlordane	ND	100	100	ug/kg	
60-57-1	Dieldrin	ND	25	3.0	ug/kg	
72-54-8	4,4' -DDD	ND	25	3.5	ug/kg	
72-55-9	4,4' -DDE	ND	25	3.0	ug/kg	
50-29-3	4,4' -DDT <sup>b</sup>	ND	25	3.0	ug/kg	
72-20-8	Endrin	ND	25	3.0	ug/kg	
7421-93-4	Endrin aldehyde	ND	25	6.0	ug/kg	
959-98-8	Endosulfan-I	ND	25	3.5	ug/kg	
33213-65-9	Endosulfan-II	ND	25	3.5	ug/kg	
1031-07-8	Endosulfan sulfate	ND	25	8.0	ug/kg	
76-44-8	Heptachlor	ND	25	6.0	ug/kg	
1024-57-3	Heptachlor epoxide	ND	25	4.0	ug/kg	
72-43-5	Methoxychlor	ND	25	3.5	ug/kg	
8001-35-2	Toxaphene	ND	100	100	ug/kg	

CAS No.	Surrogate Recoveries	Run# 1	Run# 2	Limits
877-09-8	Tetrachloro-m-xylene	48%		35-132%
877-09-8	Tetrachloro-m-xylene	49%		35-132%
2051-24-3	Decachlorobiphenyl	57%		35-132%
2051-24-3	Decachlorobiphenyl	63%		35-132%

(a) All results reported on wet weight basis.

(b) Result from signal#2.

ND = Not detected MDL - Method Detection Limit

RL = Reporting Limit

E = Indicates value exceeds calibration range

J = Indicates an estimated value

B = Indicates analyte found in associated method blank

N = Indicates presumptive evidence of a compound

## Report of Analysis

<b>Client Sample ID:</b>	Y17-3.4	
<b>Lab Sample ID:</b>	C16957-2	<b>Date Sampled:</b> 07/12/11
<b>Matrix:</b>	SO - Soil	<b>Date Received:</b> 07/13/11
<b>Method:</b>	SW846 8082 SW846 3545A	<b>Percent Solids:</b> n/a <sup>a</sup>
<b>Project:</b>	Romic Soil Investigation(Romic EPA) - 2081 Bay Road, East Palo Alto, CA	

Run #1	File ID	DF	Analyzed	By	Prep Date	Prep Batch	Analytical Batch
Run #1	PP20058.D	1	07/17/11	RV	07/15/11	OP4231	GPP685
Run #2							

Run #1	Initial Weight	Final Volume
Run #1	10.0 g	10.0 ml
Run #2		

## PCB List

CAS No.	Compound	Result	RL	MDL	Units	Q
12674-11-2	Aroclor 1016	ND	100	17	ug/kg	
11104-28-2	Aroclor 1221	ND	100	50	ug/kg	
11141-16-5	Aroclor 1232	ND	100	50	ug/kg	
53469-21-9	Aroclor 1242	ND	100	50	ug/kg	
12672-29-6	Aroclor 1248	ND	100	50	ug/kg	
11097-69-1	Aroclor 1254	ND	100	50	ug/kg	
11096-82-5	Aroclor 1260	ND	100	20	ug/kg	

CAS No.	Surrogate Recoveries	Run# 1	Run# 2	Limits
877-09-8	Tetrachloro-m-xylene	49%		45-108%
877-09-8	Tetrachloro-m-xylene	50%		45-108%
2051-24-3	Decachlorobiphenyl	74%		54-121%
2051-24-3	Decachlorobiphenyl	67%		54-121%

(a) All results reported on wet weight basis.

ND = Not detected      MDL - Method Detection Limit  
 RL = Reporting Limit  
 E = Indicates value exceeds calibration range

J = Indicates an estimated value  
 B = Indicates analyte found in associated method blank  
 N = Indicates presumptive evidence of a compound

## Report of Analysis

<b>Client Sample ID:</b> Y17-3.4		<b>Date Sampled:</b> 07/12/11
<b>Lab Sample ID:</b> C16957-2		<b>Date Received:</b> 07/13/11
<b>Matrix:</b> SO - Soil		<b>Percent Solids:</b> n/a <sup>a</sup>
<b>Method:</b> SW846 8015B M SW846 3545A		
<b>Project:</b> Romic Soil Investigation(Romic EPA) - 2081 Bay Road, East Palo Alto, CA		

Run #	File ID	DF	Analyzed	By	Prep Date	Prep Batch	Analytical Batch
Run #1	GG26820.D	1	07/17/11	JH	07/15/11	OP4234	GGG723
Run #2							

Run #	Initial Weight	Final Volume
Run #1	10.2 g	1.0 ml
Run #2		

**TPH Extractable w/ Silica Gel Cleanup**

CAS No.	Compound	Result	RL	MDL	Units	Q
	TPH (C10-C28)	ND	9.8	4.9	mg/kg	
	TPH (> C28-C40)	ND	20	9.8	mg/kg	

CAS No.	Surrogate Recoveries	Run# 1	Run# 2	Limits
630-01-3	Hexacosane	63%		45-140%

(a) All results reported on wet weight basis.

ND = Not detected      MDL - Method Detection Limit  
 RL = Reporting Limit  
 E = Indicates value exceeds calibration range

J = Indicates an estimated value  
 B = Indicates analyte found in associated method blank  
 N = Indicates presumptive evidence of a compound



## Report of Analysis

<b>Client Sample ID:</b> Y17-3.4	<b>Date Sampled:</b> 07/12/11
<b>Lab Sample ID:</b> C16957-2	<b>Date Received:</b> 07/13/11
<b>Matrix:</b> SO - Soil	<b>Percent Solids:</b> n/a <sup>a</sup>
<b>Project:</b> Romic Soil Investigation(Romic EPA) - 2081 Bay Road,East Palo Alto,CA	

## Metals Analysis

Analyte	Result	RL	Units	DF	Prep	Analyzed By	Method	Prep Method
Antimony	< 1.9	1.9	mg/kg	1	07/15/11	07/19/11 PH	SW846 6010B <sup>1</sup>	SW846 3050B <sup>3</sup>
Arsenic	32.0	1.9	mg/kg	1	07/15/11	07/19/11 PH	SW846 6010B <sup>1</sup>	SW846 3050B <sup>3</sup>
Barium	207	19	mg/kg	1	07/15/11	07/19/11 PH	SW846 6010B <sup>1</sup>	SW846 3050B <sup>3</sup>
Beryllium	< 0.93	0.93	mg/kg	1	07/15/11	07/19/11 PH	SW846 6010B <sup>1</sup>	SW846 3050B <sup>3</sup>
Cadmium	< 0.93	0.93	mg/kg	1	07/15/11	07/19/11 PH	SW846 6010B <sup>1</sup>	SW846 3050B <sup>3</sup>
Chromium	37.5	0.93	mg/kg	1	07/15/11	07/19/11 PH	SW846 6010B <sup>1</sup>	SW846 3050B <sup>3</sup>
Cobalt	7.6	0.93	mg/kg	1	07/15/11	07/19/11 PH	SW846 6010B <sup>1</sup>	SW846 3050B <sup>3</sup>
Copper	18.6	2.3	mg/kg	1	07/15/11	07/19/11 PH	SW846 6010B <sup>1</sup>	SW846 3050B <sup>3</sup>
Lead	5.0	1.9	mg/kg	1	07/15/11	07/19/11 PH	SW846 6010B <sup>1</sup>	SW846 3050B <sup>3</sup>
Mercury	< 0.038	0.038	mg/kg	1	07/18/11	07/19/11 RW	SW846 7471A <sup>2</sup>	SW846 7471A <sup>4</sup>
Molybdenum	< 1.9	1.9	mg/kg	1	07/15/11	07/19/11 PH	SW846 6010B <sup>1</sup>	SW846 3050B <sup>3</sup>
Nickel	36.3	0.93	mg/kg	1	07/15/11	07/19/11 PH	SW846 6010B <sup>1</sup>	SW846 3050B <sup>3</sup>
Selenium	< 1.9	1.9	mg/kg	1	07/15/11	07/19/11 PH	SW846 6010B <sup>1</sup>	SW846 3050B <sup>3</sup>
Silver	< 0.93	0.93	mg/kg	1	07/15/11	07/19/11 PH	SW846 6010B <sup>1</sup>	SW846 3050B <sup>3</sup>
Thallium	< 1.9	1.9	mg/kg	1	07/15/11	07/19/11 PH	SW846 6010B <sup>1</sup>	SW846 3050B <sup>3</sup>
Vanadium	36.5	0.93	mg/kg	1	07/15/11	07/19/11 PH	SW846 6010B <sup>1</sup>	SW846 3050B <sup>3</sup>
Zinc	44.8	1.9	mg/kg	1	07/15/11	07/19/11 PH	SW846 6010B <sup>1</sup>	SW846 3050B <sup>3</sup>

(1) Instrument QC Batch: MA1989

(2) Instrument QC Batch: MA1994

(3) Prep QC Batch: MP3707

(4) Prep QC Batch: MP3713

(a) All results reported on wet weight basis.

RL = Reporting Limit

## Report of Analysis

<b>Client Sample ID:</b>	Y17-6.4	<b>Date Sampled:</b>	07/12/11
<b>Lab Sample ID:</b>	C16957-3	<b>Date Received:</b>	07/13/11
<b>Matrix:</b>	SO - Soil	<b>Percent Solids:</b>	n/a <sup>a</sup>
<b>Method:</b>	SW846 8260B	<b>Project:</b> Romic Soil Investigation(Romic EPA) - 2081 Bay Road, East Palo Alto, CA	

Run #	File ID	DF	Analyzed	By	Prep Date	Prep Batch	Analytical Batch
Run #1	M25798.D	1	07/21/11	TN	n/a	n/a	VM822
Run #2							

Run #	Initial Weight
Run #1	6.71 g
Run #2	

## VOA 8260 List

CAS No.	Compound	Result	RL	MDL	Units	Q
67-64-1	Acetone	ND	75	15	ug/kg	
71-43-2	Benzene	ND	3.7	1.1	ug/kg	
108-86-1	Bromobenzene	ND	3.7	1.1	ug/kg	
74-97-5	Bromochloromethane	ND	3.7	1.1	ug/kg	
75-27-4	Bromodichloromethane	ND	3.7	0.75	ug/kg	
75-25-2	Bromoform	ND	3.7	0.75	ug/kg	
104-51-8	n-Butylbenzene	ND	3.7	1.1	ug/kg	
135-98-8	sec-Butylbenzene	ND	3.7	1.1	ug/kg	
98-06-6	tert-Butylbenzene	ND	3.7	1.1	ug/kg	
108-90-7	Chlorobenzene	ND	3.7	1.1	ug/kg	
75-00-3	Chloroethane	ND	3.7	1.1	ug/kg	
67-66-3	Chloroform	ND	3.7	1.1	ug/kg	
95-49-8	o-Chlorotoluene	ND	3.7	1.1	ug/kg	
106-43-4	p-Chlorotoluene	ND	3.7	1.1	ug/kg	
56-23-5	Carbon tetrachloride	ND	3.7	0.75	ug/kg	
75-34-3	1,1-Dichloroethane	ND	3.7	0.75	ug/kg	
75-35-4	1,1-Dichloroethylene	ND	3.7	1.1	ug/kg	
563-58-6	1,1-Dichloropropene	ND	3.7	1.1	ug/kg	
96-12-8	1,2-Dibromo-3-chloropropane	ND	3.7	0.75	ug/kg	
106-93-4	1,2-Dibromoethane	ND	3.7	0.75	ug/kg	
107-06-2	1,2-Dichloroethane	ND	3.7	1.1	ug/kg	
78-87-5	1,2-Dichloropropane	ND	3.7	1.1	ug/kg	
142-28-9	1,3-Dichloropropane	ND	3.7	1.1	ug/kg	
108-20-3	Di-Isopropyl ether	ND	3.7	1.1	ug/kg	
594-20-7	2,2-Dichloropropane	ND	3.7	1.1	ug/kg	
124-48-1	Dibromochloromethane	ND	3.7	0.75	ug/kg	
75-71-8	Dichlorodifluoromethane	ND	3.7	0.75	ug/kg	
156-59-2	cis-1,2-Dichloroethylene	ND	3.7	1.1	ug/kg	
10061-01-5	cis-1,3-Dichloropropene	ND	3.7	1.1	ug/kg	
541-73-1	m-Dichlorobenzene	ND	3.7	1.1	ug/kg	
95-50-1	o-Dichlorobenzene	ND	3.7	1.1	ug/kg	
106-46-7	p-Dichlorobenzene	ND	3.7	1.1	ug/kg	

ND = Not detected MDL - Method Detection Limit

RL = Reporting Limit

E = Indicates value exceeds calibration range

J = Indicates an estimated value

B = Indicates analyte found in associated method blank

N = Indicates presumptive evidence of a compound

## Report of Analysis

<b>Client Sample ID:</b>	Y17-6.4	<b>Date Sampled:</b>	07/12/11
<b>Lab Sample ID:</b>	C16957-3	<b>Date Received:</b>	07/13/11
<b>Matrix:</b>	SO - Soil	<b>Percent Solids:</b>	n/a <sup>a</sup>
<b>Method:</b>	SW846 8260B		
<b>Project:</b>	Romic Soil Investigation(Romic EPA) - 2081 Bay Road,East Palo Alto,CA		

## VOA 8260 List

CAS No.	Compound	Result	RL	MDL	Units	Q
156-60-5	trans-1,2-Dichloroethylene	ND	3.7	1.1	ug/kg	
10061-02-6	trans-1,3-Dichloropropene	ND	3.7	1.1	ug/kg	
100-41-4	Ethylbenzene	ND	3.7	1.1	ug/kg	
637-92-3	Ethyl tert-Butyl Ether	ND	3.7	1.1	ug/kg	
591-78-6	2-Hexanone	ND	30	3.7	ug/kg	
87-68-3	Hexachlorobutadiene	ND	3.7	0.75	ug/kg	
98-82-8	Isopropylbenzene	ND	3.7	1.1	ug/kg	
99-87-6	p-Isopropyltoluene	ND	3.7	1.1	ug/kg	
108-10-1	4-Methyl-2-pentanone	ND	30	11	ug/kg	
74-83-9	Methyl bromide	ND	3.7	1.9	ug/kg	
74-87-3	Methyl chloride	ND	3.7	1.1	ug/kg	
74-95-3	Methylene bromide	ND	3.7	1.9	ug/kg	
75-09-2	Methylene chloride	ND	19	12	ug/kg	
78-93-3	Methyl ethyl ketone	ND	30	8.9	ug/kg	
1634-04-4	Methyl Tert Butyl Ether	4.5	3.7	0.75	ug/kg	
91-20-3	Naphthalene	ND	3.7	1.1	ug/kg	
103-65-1	n-Propylbenzene	ND	3.7	1.1	ug/kg	
100-42-5	Styrene	ND	3.7	0.75	ug/kg	
994-05-8	Tert-Amyl Methyl Ether	ND	3.7	0.89	ug/kg	
75-65-0	Tert Butyl Alcohol	ND	30	7.5	ug/kg	
630-20-6	1,1,1,2-Tetrachloroethane	ND	3.7	0.75	ug/kg	
71-55-6	1,1,1-Trichloroethane	ND	3.7	1.1	ug/kg	
79-34-5	1,1,2,2-Tetrachloroethane	ND	3.7	0.75	ug/kg	
79-00-5	1,1,2-Trichloroethane	ND	3.7	0.75	ug/kg	
87-61-6	1,2,3-Trichlorobenzene	ND	3.7	1.1	ug/kg	
96-18-4	1,2,3-Trichloropropane	ND	3.7	1.1	ug/kg	
120-82-1	1,2,4-Trichlorobenzene	ND	3.7	1.1	ug/kg	
95-63-6	1,2,4-Trimethylbenzene	ND	3.7	1.1	ug/kg	
108-67-8	1,3,5-Trimethylbenzene	ND	3.7	1.1	ug/kg	
127-18-4	Tetrachloroethylene	ND	3.7	2.6	ug/kg	
108-88-3	Toluene	ND	3.7	1.1	ug/kg	
79-01-6	Trichloroethylene	ND	3.7	0.75	ug/kg	
75-69-4	Trichlorofluoromethane	ND	3.7	0.89	ug/kg	
75-01-4	Vinyl chloride	ND	3.7	1.9	ug/kg	
1330-20-7	Xylene (total)	ND	7.5	3.0	ug/kg	

CAS No.	Surrogate Recoveries	Run# 1	Run# 2	Limits
1868-53-7	Dibromofluoromethane	111%		60-130%
2037-26-5	Toluene-D8	100%		60-130%

ND = Not detected MDL - Method Detection Limit

RL = Reporting Limit

E = Indicates value exceeds calibration range

J = Indicates an estimated value

B = Indicates analyte found in associated method blank

N = Indicates presumptive evidence of a compound

**Report of Analysis**

<b>Client Sample ID:</b>	Y17-6.4	<b>Date Sampled:</b>	07/12/11
<b>Lab Sample ID:</b>	C16957-3	<b>Date Received:</b>	07/13/11
<b>Matrix:</b>	SO - Soil	<b>Percent Solids:</b>	n/a <sup>a</sup>
<b>Method:</b>	SW846 8260B		
<b>Project:</b>	Romic Soil Investigation(Romic EPA) - 2081 Bay Road, East Palo Alto, CA		

**VOA 8260 List**

CAS No.	Surrogate Recoveries	Run# 1	Run# 2	Limits
460-00-4	4-Bromofluorobenzene	111%		60-130%

(a) All results reported on wet weight basis.

ND = Not detected      MDL - Method Detection Limit  
 RL = Reporting Limit  
 E = Indicates value exceeds calibration range

J = Indicates an estimated value  
 B = Indicates analyte found in associated method blank  
 N = Indicates presumptive evidence of a compound

## Report of Analysis

<b>Client Sample ID:</b>	Y17-6.4	<b>Date Sampled:</b>	07/12/11
<b>Lab Sample ID:</b>	C16957-3	<b>Date Received:</b>	07/13/11
<b>Matrix:</b>	SO - Soil	<b>Percent Solids:</b>	n/a <sup>a</sup>
<b>Method:</b>	SW846 8270C SW846 3550B	<b>Project:</b> Romic Soil Investigation(Romic EPA) - 2081 Bay Road, East Palo Alto, CA	

Run #1	File ID	DF	Analyzed	By	Prep Date	Prep Batch	Analytical Batch
Run #1	Y8828.D	1	07/16/11	MT	07/16/11	OP4242	EY422
Run #2							

Run #1	Initial Weight	Final Volume
Run #1	10.3 g	1.0 ml
Run #2		

## ABN Full List

CAS No.	Compound	Result	RL	MDL	Units	Q
65-85-0	Benzoic acid	ND	970	860	ug/kg	
95-57-8	2-Chlorophenol	ND	970	660	ug/kg	
59-50-7	4-Chloro-3-methyl phenol	ND	490	410	ug/kg	
120-83-2	2,4-Dichlorophenol	ND	490	140	ug/kg	
105-67-9	2,4-Dimethylphenol	ND	490	150	ug/kg	
51-28-5	2,4-Dinitrophenol	ND	2400	830	ug/kg	
534-52-1	4,6-Dinitro-o-cresol	ND	1900	1000	ug/kg	
95-48-7	2-Methylphenol	ND	490	170	ug/kg	
	3&4-Methylphenol	ND	490	150	ug/kg	
88-75-5	2-Nitrophenol	ND	490	130	ug/kg	
100-02-7	4-Nitrophenol	ND	1900	1200	ug/kg	
87-86-5	Pentachlorophenol	ND	490	410	ug/kg	
108-95-2	Phenol	ND	1900	1300	ug/kg	
95-95-4	2,4,5-Trichlorophenol	ND	490	120	ug/kg	
88-06-2	2,4,6-Trichlorophenol	ND	490	160	ug/kg	
83-32-9	Acenaphthene	ND	970	490	ug/kg	
208-96-8	Acenaphthylene	ND	490	190	ug/kg	
62-53-3	Aniline	ND	490	140	ug/kg	
120-12-7	Anthracene	ND	490	97	ug/kg	
103-33-3	Azobenzene	ND	490	170	ug/kg	
92-87-5	Benzidine	ND	2400	710	ug/kg	
56-55-3	Benzo(a)anthracene	ND	490	68	ug/kg	
50-32-8	Benzo(a)pyrene	ND	490	87	ug/kg	
205-99-2	Benzo(b)fluoranthene	ND	490	58	ug/kg	
191-24-2	Benzo(g,h,i)perylene	ND	490	150	ug/kg	
207-08-9	Benzo(k)fluoranthene	ND	490	120	ug/kg	
101-55-3	4-Bromophenyl phenyl ether	ND	490	150	ug/kg	
85-68-7	Butyl benzyl phthalate	ND	490	110	ug/kg	
100-51-6	Benzyl Alcohol	ND	970	160	ug/kg	
91-58-7	2-Chloronaphthalene	ND	490	170	ug/kg	
106-47-8	4-Chloroaniline	ND	490	140	ug/kg	
86-74-8	Carbazole	ND	490	78	ug/kg	

ND = Not detected MDL - Method Detection Limit

RL = Reporting Limit

E = Indicates value exceeds calibration range

J = Indicates an estimated value

B = Indicates analyte found in associated method blank

N = Indicates presumptive evidence of a compound

## Report of Analysis

<b>Client Sample ID:</b>	Y17-6.4	<b>Date Sampled:</b>	07/12/11
<b>Lab Sample ID:</b>	C16957-3	<b>Date Received:</b>	07/13/11
<b>Matrix:</b>	SO - Soil	<b>Percent Solids:</b>	n/a <sup>a</sup>
<b>Method:</b>	SW846 8270C SW846 3550B		
<b>Project:</b>	Romic Soil Investigation(Romic EPA) - 2081 Bay Road,East Palo Alto,CA		

## ABN Full List

CAS No.	Compound	Result	RL	MDL	Units	Q
218-01-9	Chrysene	ND	490	97	ug/kg	
111-91-1	bis(2-Chloroethoxy)methane	ND	490	170	ug/kg	
111-44-4	bis(2-Chloroethyl)ether	ND	490	220	ug/kg	
108-60-1	bis(2-Chloroisopropyl)ether	ND	490	260	ug/kg	
7005-72-3	4-Chlorophenyl phenyl ether	ND	490	180	ug/kg	
95-50-1	1,2-Dichlorobenzene	ND	490	160	ug/kg	
541-73-1	1,3-Dichlorobenzene	ND	490	150	ug/kg	
106-46-7	1,4-Dichlorobenzene	ND	490	410	ug/kg	
121-14-2	2,4-Dinitrotoluene	ND	490	450	ug/kg	
606-20-2	2,6-Dinitrotoluene	ND	970	310	ug/kg	
91-94-1	3,3' -Dichlorobenzidine	ND	2400	140	ug/kg	
53-70-3	Dibenzo(a,h)anthracene	ND	490	130	ug/kg	
132-64-9	Dibenzofuran	ND	490	160	ug/kg	
122-39-4	Diphenylamine	ND	490	120	ug/kg	
84-74-2	Di-n-butyl phthalate	ND	490	97	ug/kg	
117-84-0	Di-n-octyl phthalate	ND	490	130	ug/kg	
84-66-2	Diethyl phthalate	ND	490	170	ug/kg	
131-11-3	Dimethyl phthalate	ND	490	170	ug/kg	
117-81-7	bis(2-Ethylhexyl)phthalate	ND	490	210	ug/kg	
206-44-0	Fluoranthene	ND	490	97	ug/kg	
86-73-7	Fluorene	ND	490	170	ug/kg	
118-74-1	Hexachlorobenzene	ND	490	130	ug/kg	
87-68-3	Hexachlorobutadiene	ND	490	180	ug/kg	
77-47-4	Hexachlorocyclopentadiene	ND	490	140	ug/kg	
67-72-1	Hexachloroethane	ND	490	160	ug/kg	
193-39-5	Indeno(1,2,3-cd)pyrene	ND	490	140	ug/kg	
78-59-1	Isophorone	ND	490	170	ug/kg	
90-12-0	1-Methylnaphthalene	ND	490	160	ug/kg	
91-57-6	2-Methylnaphthalene	ND	490	160	ug/kg	
88-74-4	2-Nitroaniline	ND	490	120	ug/kg	
99-09-2	3-Nitroaniline	ND	490	120	ug/kg	
100-01-6	4-Nitroaniline	ND	490	290	ug/kg	
91-20-3	Naphthalene	ND	490	170	ug/kg	
98-95-3	Nitrobenzene	ND	490	160	ug/kg	
62-75-9	N-Nitrosodimethylamine	ND	4900	2100	ug/kg	
621-64-7	N-Nitroso-di-n-propylamine	ND	970	530	ug/kg	
85-01-8	Phenanthrene	ND	490	110	ug/kg	
129-00-0	Pyrene	ND	970	660	ug/kg	
110-86-1	Pyridine	ND	1900	210	ug/kg	
120-82-1	1,2,4-Trichlorobenzene	ND	490	330	ug/kg	

ND = Not detected MDL - Method Detection Limit

RL = Reporting Limit

E = Indicates value exceeds calibration range

J = Indicates an estimated value

B = Indicates analyte found in associated method blank

N = Indicates presumptive evidence of a compound

## Report of Analysis

<b>Client Sample ID:</b>	Y17-6.4	<b>Date Sampled:</b>	07/12/11
<b>Lab Sample ID:</b>	C16957-3	<b>Date Received:</b>	07/13/11
<b>Matrix:</b>	SO - Soil	<b>Percent Solids:</b>	n/a <sup>a</sup>
<b>Method:</b>	SW846 8270C SW846 3550B		
<b>Project:</b>	Romic Soil Investigation(Romic EPA) - 2081 Bay Road, East Palo Alto, CA		

## ABN Full List

CAS No.	Surrogate Recoveries	Run# 1	Run# 2	Limits
367-12-4	2-Fluorophenol	41%		20-100%
4165-62-2	Phenol-d5	43%		20-100%
118-79-6	2,4,6-Tribromophenol	65%		30-100%
4165-60-0	Nitrobenzene-d5	43%		20-100%
321-60-8	2-Fluorobiphenyl	45%		20-106%
1718-51-0	Terphenyl-d14	92%		55-130%

(a) All results reported on wet weight basis.

ND = Not detected      MDL - Method Detection Limit  
 RL = Reporting Limit  
 E = Indicates value exceeds calibration range

J = Indicates an estimated value  
 B = Indicates analyte found in associated method blank  
 N = Indicates presumptive evidence of a compound

## Report of Analysis

<b>Client Sample ID:</b> Y17-6.4		<b>Date Sampled:</b> 07/12/11
<b>Lab Sample ID:</b> C16957-3		<b>Date Received:</b> 07/13/11
<b>Matrix:</b> SO - Soil		<b>Percent Solids:</b> n/a <sup>a</sup>
<b>Method:</b> SW846 8015B		
<b>Project:</b> Romic Soil Investigation(Romic EPA) - 2081 Bay Road, East Palo Alto, CA		

Run #	File ID	DF	Analyzed	By	Prep Date	Prep Batch	Analytical Batch
Run #1	JK21124.D	1	07/21/11	TT	n/a	n/a	GJK875
Run #2							

Run #	Initial Weight
Run #1	5.36 g
Run #2	

### TPH Volatiles

CAS No.	Compound	Result	RL	MDL	Units	Q
	TPH-GRO (C6-C10)	ND	0.093	0.047	mg/kg	

CAS No.	Surrogate Recoveries	Run# 1	Run# 2	Limits
98-08-8	aaa-Trifluorotoluene	93%		60-157%

(a) All results reported on wet weight basis.

ND = Not detected      MDL - Method Detection Limit  
 RL = Reporting Limit  
 E = Indicates value exceeds calibration range

J = Indicates an estimated value  
 B = Indicates analyte found in associated method blank  
 N = Indicates presumptive evidence of a compound



## Report of Analysis

Page 1 of 1

<b>Client Sample ID:</b>	Y17-6.4	<b>Date Sampled:</b>	07/12/11
<b>Lab Sample ID:</b>	C16957-3	<b>Date Received:</b>	07/13/11
<b>Matrix:</b>	SO - Soil	<b>Percent Solids:</b>	n/a <sup>a</sup>
<b>Method:</b>	SW846 8081A SW846 3545A	<b>Project:</b> Romic Soil Investigation(Romic EPA) - 2081 Bay Road, East Palo Alto, CA	

Run #1	File ID	DF	Analyzed	By	Prep Date	Prep Batch	Analytical Batch
Run #1	OO22673.D	1	07/24/11	RV	07/15/11	OP4230	G00726
Run #2							

Run #1	Initial Weight	Final Volume
Run #1	10.2 g	10.0 ml
Run #2		

## Pesticide PPL List

CAS No.	Compound	Result	RL	MDL	Units	Q
309-00-2	Aldrin	ND	25	9.8	ug/kg	
319-84-6	alpha-BHC	ND	25	11	ug/kg	
319-85-7	beta-BHC	ND	25	3.4	ug/kg	
319-86-8	delta-BHC	ND	25	3.4	ug/kg	
58-89-9	gamma-BHC (Lindane)	ND	25	7.4	ug/kg	
12789-03-6	Chlordane	ND	98	98	ug/kg	
60-57-1	Dieldrin	ND	25	2.9	ug/kg	
72-54-8	4,4' -DDD	ND	25	3.4	ug/kg	
72-55-9	4,4' -DDE	ND	25	2.9	ug/kg	
50-29-3	4,4' -DDT <sup>b</sup>	ND	25	2.9	ug/kg	
72-20-8	Endrin	ND	25	2.9	ug/kg	
7421-93-4	Endrin aldehyde	ND	25	5.9	ug/kg	
959-98-8	Endosulfan-I	ND	25	3.4	ug/kg	
33213-65-9	Endosulfan-II	ND	25	3.4	ug/kg	
1031-07-8	Endosulfan sulfate	ND	25	7.8	ug/kg	
76-44-8	Heptachlor	ND	25	5.9	ug/kg	
1024-57-3	Heptachlor epoxide	ND	25	3.9	ug/kg	
72-43-5	Methoxychlor	ND	25	3.4	ug/kg	
8001-35-2	Toxaphene	ND	98	98	ug/kg	

CAS No.	Surrogate Recoveries	Run# 1	Run# 2	Limits
877-09-8	Tetrachloro-m-xylene	52%		35-132%
877-09-8	Tetrachloro-m-xylene	55%		35-132%
2051-24-3	Decachlorobiphenyl	64%		35-132%
2051-24-3	Decachlorobiphenyl	74%		35-132%

(a) All results reported on wet weight basis.

(b) Result from signal#2.

ND = Not detected MDL - Method Detection Limit

RL = Reporting Limit

E = Indicates value exceeds calibration range

J = Indicates an estimated value

B = Indicates analyte found in associated method blank

N = Indicates presumptive evidence of a compound

## Report of Analysis

<b>Client Sample ID:</b>	Y17-6.4	<b>Date Sampled:</b>	07/12/11
<b>Lab Sample ID:</b>	C16957-3	<b>Date Received:</b>	07/13/11
<b>Matrix:</b>	SO - Soil	<b>Percent Solids:</b>	n/a <sup>a</sup>
<b>Method:</b>	SW846 8082 SW846 3545A	<b>Project:</b> Romic Soil Investigation(Romic EPA) - 2081 Bay Road, East Palo Alto, CA	

Run #1	File ID	DF	Analyzed	By	Prep Date	Prep Batch	Analytical Batch
Run #1	PP20059.D	1	07/17/11	RV	07/15/11	OP4231	GPP685
Run #2							

Run #1	Initial Weight	Final Volume
Run #1	10.2 g	10.0 ml
Run #2		

## PCB List

CAS No.	Compound	Result	RL	MDL	Units	Q
12674-11-2	Aroclor 1016	ND	98	17	ug/kg	
11104-28-2	Aroclor 1221	ND	98	49	ug/kg	
11141-16-5	Aroclor 1232	ND	98	49	ug/kg	
53469-21-9	Aroclor 1242	ND	98	49	ug/kg	
12672-29-6	Aroclor 1248	ND	98	49	ug/kg	
11097-69-1	Aroclor 1254	ND	98	49	ug/kg	
11096-82-5	Aroclor 1260	ND	98	20	ug/kg	

CAS No.	Surrogate Recoveries	Run# 1	Run# 2	Limits
877-09-8	Tetrachloro-m-xylene	54%		45-108%
877-09-8	Tetrachloro-m-xylene	54%		45-108%
2051-24-3	Decachlorobiphenyl	85%		54-121%
2051-24-3	Decachlorobiphenyl	77%		54-121%

(a) All results reported on wet weight basis.

ND = Not detected      MDL - Method Detection Limit  
 RL = Reporting Limit  
 E = Indicates value exceeds calibration range

J = Indicates an estimated value  
 B = Indicates analyte found in associated method blank  
 N = Indicates presumptive evidence of a compound

## Report of Analysis

<b>Client Sample ID:</b>	Y17-6.4	<b>Date Sampled:</b>	07/12/11
<b>Lab Sample ID:</b>	C16957-3	<b>Date Received:</b>	07/13/11
<b>Matrix:</b>	SO - Soil	<b>Percent Solids:</b>	n/a <sup>a</sup>
<b>Method:</b>	SW846 8015B M SW846 3545A	<b>Project:</b> Romic Soil Investigation(Romic EPA) - 2081 Bay Road, East Palo Alto, CA	

Run #	File ID	DF	Analyzed	By	Prep Date	Prep Batch	Analytical Batch
Run #1	GG26821.D	1	07/17/11	JH	07/15/11	OP4234	GGG723
Run #2							

Run #	Initial Weight	Final Volume
Run #1	10.0 g	1.0 ml
Run #2		

## TPH Extractable w/ Silica Gel Cleanup

CAS No.	Compound	Result	RL	MDL	Units	Q
	TPH (C10-C28)	ND	10	5.0	mg/kg	
	TPH (> C28-C40)	ND	20	10	mg/kg	

CAS No.	Surrogate Recoveries	Run# 1	Run# 2	Limits
630-01-3	Hexacosane	56%		45-140%

(a) All results reported on wet weight basis.

ND = Not detected      MDL - Method Detection Limit  
 RL = Reporting Limit  
 E = Indicates value exceeds calibration range

J = Indicates an estimated value  
 B = Indicates analyte found in associated method blank  
 N = Indicates presumptive evidence of a compound

## Report of Analysis

<b>Client Sample ID:</b> Y17-6.4	<b>Date Sampled:</b> 07/12/11
<b>Lab Sample ID:</b> C16957-3	<b>Date Received:</b> 07/13/11
<b>Matrix:</b> SO - Soil	<b>Percent Solids:</b> n/a <sup>a</sup>
<b>Project:</b> Romic Soil Investigation(Romic EPA) - 2081 Bay Road,East Palo Alto,CA	

## Metals Analysis

Analyte	Result	RL	Units	DF	Prep	Analyzed By	Method	Prep Method
Antimony	< 1.8	1.8	mg/kg	1	07/15/11	07/19/11 PH	SW846 6010B <sup>1</sup>	SW846 3050B <sup>3</sup>
Arsenic	3.6	1.8	mg/kg	1	07/15/11	07/19/11 PH	SW846 6010B <sup>1</sup>	SW846 3050B <sup>3</sup>
Barium	173	18	mg/kg	1	07/15/11	07/19/11 PH	SW846 6010B <sup>1</sup>	SW846 3050B <sup>3</sup>
Beryllium	< 0.89	0.89	mg/kg	1	07/15/11	07/19/11 PH	SW846 6010B <sup>1</sup>	SW846 3050B <sup>3</sup>
Cadmium	< 0.89	0.89	mg/kg	1	07/15/11	07/19/11 PH	SW846 6010B <sup>1</sup>	SW846 3050B <sup>3</sup>
Chromium	33.1	0.89	mg/kg	1	07/15/11	07/19/11 PH	SW846 6010B <sup>1</sup>	SW846 3050B <sup>3</sup>
Cobalt	7.1	0.89	mg/kg	1	07/15/11	07/19/11 PH	SW846 6010B <sup>1</sup>	SW846 3050B <sup>3</sup>
Copper	17.2	2.2	mg/kg	1	07/15/11	07/19/11 PH	SW846 6010B <sup>1</sup>	SW846 3050B <sup>3</sup>
Lead	4.8	1.8	mg/kg	1	07/15/11	07/19/11 PH	SW846 6010B <sup>1</sup>	SW846 3050B <sup>3</sup>
Mercury	< 0.041	0.041	mg/kg	1	07/18/11	07/19/11 RW	SW846 7471A <sup>2</sup>	SW846 7471A <sup>4</sup>
Molybdenum	< 1.8	1.8	mg/kg	1	07/15/11	07/19/11 PH	SW846 6010B <sup>1</sup>	SW846 3050B <sup>3</sup>
Nickel	35.8	0.89	mg/kg	1	07/15/11	07/19/11 PH	SW846 6010B <sup>1</sup>	SW846 3050B <sup>3</sup>
Selenium	< 1.8	1.8	mg/kg	1	07/15/11	07/19/11 PH	SW846 6010B <sup>1</sup>	SW846 3050B <sup>3</sup>
Silver	< 0.89	0.89	mg/kg	1	07/15/11	07/19/11 PH	SW846 6010B <sup>1</sup>	SW846 3050B <sup>3</sup>
Thallium	< 1.8	1.8	mg/kg	1	07/15/11	07/19/11 PH	SW846 6010B <sup>1</sup>	SW846 3050B <sup>3</sup>
Vanadium	34.0	0.89	mg/kg	1	07/15/11	07/19/11 PH	SW846 6010B <sup>1</sup>	SW846 3050B <sup>3</sup>
Zinc	42.6	1.8	mg/kg	1	07/15/11	07/19/11 PH	SW846 6010B <sup>1</sup>	SW846 3050B <sup>3</sup>

(1) Instrument QC Batch: MA1989

(2) Instrument QC Batch: MA1994

(3) Prep QC Batch: MP3707

(4) Prep QC Batch: MP3713

(a) All results reported on wet weight basis.

RL = Reporting Limit

## Report of Analysis

<b>Client Sample ID:</b>	Y16-1.1	<b>Date Sampled:</b>	07/12/11
<b>Lab Sample ID:</b>	C16957-4	<b>Date Received:</b>	07/13/11
<b>Matrix:</b>	SO - Soil	<b>Percent Solids:</b>	n/a <sup>a</sup>
<b>Method:</b>	SW846 8260B	<b>Project:</b> Romic Soil Investigation(Romic EPA) - 2081 Bay Road, East Palo Alto, CA	

Run #	File ID	DF	Analyzed	By	Prep Date	Prep Batch	Analytical Batch
Run #1	M25817.D	1	07/22/11	TN	n/a	n/a	VM823
Run #2							

Run #	Initial Weight
Run #1	6.19 g
Run #2	

## VOA 8260 List

CAS No.	Compound	Result	RL	MDL	Units	Q
67-64-1	Acetone	45.8	81	16	ug/kg	J
71-43-2	Benzene	ND	4.0	1.2	ug/kg	
108-86-1	Bromobenzene	ND	4.0	1.2	ug/kg	
74-97-5	Bromochloromethane	ND	4.0	1.2	ug/kg	
75-27-4	Bromodichloromethane	ND	4.0	0.81	ug/kg	
75-25-2	Bromoform	ND	4.0	0.81	ug/kg	
104-51-8	n-Butylbenzene	ND	4.0	1.2	ug/kg	
135-98-8	sec-Butylbenzene	ND	4.0	1.2	ug/kg	
98-06-6	tert-Butylbenzene	ND	4.0	1.2	ug/kg	
108-90-7	Chlorobenzene	ND	4.0	1.2	ug/kg	
75-00-3	Chloroethane	ND	4.0	1.2	ug/kg	
67-66-3	Chloroform	ND	4.0	1.2	ug/kg	
95-49-8	o-Chlorotoluene	ND	4.0	1.2	ug/kg	
106-43-4	p-Chlorotoluene	ND	4.0	1.2	ug/kg	
56-23-5	Carbon tetrachloride	ND	4.0	0.81	ug/kg	
75-34-3	1,1-Dichloroethane	ND	4.0	0.81	ug/kg	
75-35-4	1,1-Dichloroethylene	ND	4.0	1.2	ug/kg	
563-58-6	1,1-Dichloropropene	ND	4.0	1.2	ug/kg	
96-12-8	1,2-Dibromo-3-chloropropane	ND	4.0	0.81	ug/kg	
106-93-4	1,2-Dibromoethane	ND	4.0	0.81	ug/kg	
107-06-2	1,2-Dichloroethane	ND	4.0	1.2	ug/kg	
78-87-5	1,2-Dichloropropane	ND	4.0	1.2	ug/kg	
142-28-9	1,3-Dichloropropane	ND	4.0	1.2	ug/kg	
108-20-3	Di-Isopropyl ether	ND	4.0	1.2	ug/kg	
594-20-7	2,2-Dichloropropane	ND	4.0	1.2	ug/kg	
124-48-1	Dibromochloromethane	ND	4.0	0.81	ug/kg	
75-71-8	Dichlorodifluoromethane	ND	4.0	0.81	ug/kg	
156-59-2	cis-1,2-Dichloroethylene	ND	4.0	1.2	ug/kg	
10061-01-5	cis-1,3-Dichloropropene	ND	4.0	1.2	ug/kg	
541-73-1	m-Dichlorobenzene	ND	4.0	1.2	ug/kg	
95-50-1	o-Dichlorobenzene	ND	4.0	1.2	ug/kg	
106-46-7	p-Dichlorobenzene	ND	4.0	1.2	ug/kg	

ND = Not detected MDL - Method Detection Limit

RL = Reporting Limit

E = Indicates value exceeds calibration range

J = Indicates an estimated value

B = Indicates analyte found in associated method blank

N = Indicates presumptive evidence of a compound

## Report of Analysis

<b>Client Sample ID:</b>	Y16-1.1	<b>Date Sampled:</b>	07/12/11
<b>Lab Sample ID:</b>	C16957-4	<b>Date Received:</b>	07/13/11
<b>Matrix:</b>	SO - Soil	<b>Percent Solids:</b>	n/a <sup>a</sup>
<b>Method:</b>	SW846 8260B	<b>Project:</b> Romc Soil Investigation(Romc EPA) - 2081 Bay Road,East Palo Alto,CA	

## VOA 8260 List

CAS No.	Compound	Result	RL	MDL	Units	Q
156-60-5	trans-1,2-Dichloroethylene	ND	4.0	1.2	ug/kg	
10061-02-6	trans-1,3-Dichloropropene	ND	4.0	1.2	ug/kg	
100-41-4	Ethylbenzene	ND	4.0	1.2	ug/kg	
637-92-3	Ethyl tert-Butyl Ether	ND	4.0	1.2	ug/kg	
591-78-6	2-Hexanone	ND	32	4.0	ug/kg	
87-68-3	Hexachlorobutadiene	ND	4.0	0.81	ug/kg	
98-82-8	Isopropylbenzene	ND	4.0	1.2	ug/kg	
99-87-6	p-Isopropyltoluene	ND	4.0	1.2	ug/kg	
108-10-1	4-Methyl-2-pentanone	ND	32	12	ug/kg	
74-83-9	Methyl bromide	ND	4.0	2.0	ug/kg	
74-87-3	Methyl chloride	ND	4.0	1.2	ug/kg	
74-95-3	Methylene bromide	ND	4.0	2.0	ug/kg	
75-09-2	Methylene chloride	ND	20	13	ug/kg	
78-93-3	Methyl ethyl ketone	ND	32	9.7	ug/kg	
1634-04-4	Methyl Tert Butyl Ether	ND	4.0	0.81	ug/kg	
91-20-3	Naphthalene	ND	4.0	1.2	ug/kg	
103-65-1	n-Propylbenzene	ND	4.0	1.2	ug/kg	
100-42-5	Styrene	ND	4.0	0.81	ug/kg	
994-05-8	Tert-Amyl Methyl Ether	ND	4.0	0.97	ug/kg	
75-65-0	Tert Butyl Alcohol	ND	32	8.1	ug/kg	
630-20-6	1,1,1,2-Tetrachloroethane	ND	4.0	0.81	ug/kg	
71-55-6	1,1,1-Trichloroethane	ND	4.0	1.2	ug/kg	
79-34-5	1,1,2,2-Tetrachloroethane	ND	4.0	0.81	ug/kg	
79-00-5	1,1,2-Trichloroethane	ND	4.0	0.81	ug/kg	
87-61-6	1,2,3-Trichlorobenzene	ND	4.0	1.2	ug/kg	
96-18-4	1,2,3-Trichloropropane	ND	4.0	1.2	ug/kg	
120-82-1	1,2,4-Trichlorobenzene	ND	4.0	1.2	ug/kg	
95-63-6	1,2,4-Trimethylbenzene	ND	4.0	1.2	ug/kg	
108-67-8	1,3,5-Trimethylbenzene	ND	4.0	1.2	ug/kg	
127-18-4	Tetrachloroethylene	ND	4.0	2.8	ug/kg	
108-88-3	Toluene	ND	4.0	1.2	ug/kg	
79-01-6	Trichloroethylene	ND	4.0	0.81	ug/kg	
75-69-4	Trichlorofluoromethane	ND	4.0	0.97	ug/kg	
75-01-4	Vinyl chloride	ND	4.0	2.0	ug/kg	
1330-20-7	Xylene (total)	ND	8.1	3.2	ug/kg	

CAS No.	Surrogate Recoveries	Run# 1	Run# 2	Limits
1868-53-7	Dibromofluoromethane	107%		60-130%
2037-26-5	Toluene-D8	98%		60-130%

ND = Not detected MDL - Method Detection Limit

RL = Reporting Limit

E = Indicates value exceeds calibration range

J = Indicates an estimated value

B = Indicates analyte found in associated method blank

N = Indicates presumptive evidence of a compound

**Report of Analysis**

<b>Client Sample ID:</b>	Y16-1.1	<b>Date Sampled:</b>	07/12/11
<b>Lab Sample ID:</b>	C16957-4	<b>Date Received:</b>	07/13/11
<b>Matrix:</b>	SO - Soil	<b>Percent Solids:</b>	n/a <sup>a</sup>
<b>Method:</b>	SW846 8260B	<b>Project:</b> Romic Soil Investigation(Romic EPA) - 2081 Bay Road, East Palo Alto, CA	

**VOA 8260 List**

CAS No.	Surrogate Recoveries	Run# 1	Run# 2	Limits
460-00-4	4-Bromofluorobenzene	105%		60-130%

(a) All results reported on wet weight basis.

ND = Not detected      MDL - Method Detection Limit  
 RL = Reporting Limit  
 E = Indicates value exceeds calibration range

J = Indicates an estimated value  
 B = Indicates analyte found in associated method blank  
 N = Indicates presumptive evidence of a compound

## Report of Analysis

<b>Client Sample ID:</b>	Y16-3.6	<b>Date Sampled:</b>	07/12/11
<b>Lab Sample ID:</b>	C16957-5	<b>Date Received:</b>	07/13/11
<b>Matrix:</b>	SO - Soil	<b>Percent Solids:</b>	n/a <sup>a</sup>
<b>Method:</b>	SW846 8260B	<b>Project:</b> Romic Soil Investigation(Romic EPA) - 2081 Bay Road, East Palo Alto, CA	

Run #	File ID	DF	Analyzed	By	Prep Date	Prep Batch	Analytical Batch
Run #1	M25818.D	1	07/22/11	TN	n/a	n/a	VM823
Run #2							

Run #	Initial Weight
Run #1	5.13 g
Run #2	

## VOA 8260 List

CAS No.	Compound	Result	RL	MDL	Units	Q
67-64-1	Acetone	74.1	97	19	ug/kg	J
71-43-2	Benzene	ND	4.9	1.5	ug/kg	
108-86-1	Bromobenzene	ND	4.9	1.5	ug/kg	
74-97-5	Bromochloromethane	ND	4.9	1.5	ug/kg	
75-27-4	Bromodichloromethane	ND	4.9	0.97	ug/kg	
75-25-2	Bromoform	ND	4.9	0.97	ug/kg	
104-51-8	n-Butylbenzene	ND	4.9	1.5	ug/kg	
135-98-8	sec-Butylbenzene	ND	4.9	1.5	ug/kg	
98-06-6	tert-Butylbenzene	ND	4.9	1.5	ug/kg	
108-90-7	Chlorobenzene	ND	4.9	1.5	ug/kg	
75-00-3	Chloroethane	ND	4.9	1.5	ug/kg	
67-66-3	Chloroform	ND	4.9	1.5	ug/kg	
95-49-8	o-Chlorotoluene	ND	4.9	1.5	ug/kg	
106-43-4	p-Chlorotoluene	ND	4.9	1.5	ug/kg	
56-23-5	Carbon tetrachloride	ND	4.9	0.97	ug/kg	
75-34-3	1,1-Dichloroethane	ND	4.9	0.97	ug/kg	
75-35-4	1,1-Dichloroethylene	ND	4.9	1.5	ug/kg	
563-58-6	1,1-Dichloropropene	ND	4.9	1.5	ug/kg	
96-12-8	1,2-Dibromo-3-chloropropane	ND	4.9	0.97	ug/kg	
106-93-4	1,2-Dibromoethane	ND	4.9	0.97	ug/kg	
107-06-2	1,2-Dichloroethane	ND	4.9	1.5	ug/kg	
78-87-5	1,2-Dichloropropane	ND	4.9	1.5	ug/kg	
142-28-9	1,3-Dichloropropane	ND	4.9	1.5	ug/kg	
108-20-3	Di-Isopropyl ether	ND	4.9	1.5	ug/kg	
594-20-7	2,2-Dichloropropane	ND	4.9	1.5	ug/kg	
124-48-1	Dibromochloromethane	ND	4.9	0.97	ug/kg	
75-71-8	Dichlorodifluoromethane	ND	4.9	0.97	ug/kg	
156-59-2	cis-1,2-Dichloroethylene	ND	4.9	1.5	ug/kg	
10061-01-5	cis-1,3-Dichloropropene	ND	4.9	1.5	ug/kg	
541-73-1	m-Dichlorobenzene	ND	4.9	1.5	ug/kg	
95-50-1	o-Dichlorobenzene	ND	4.9	1.5	ug/kg	
106-46-7	p-Dichlorobenzene	ND	4.9	1.5	ug/kg	

ND = Not detected MDL - Method Detection Limit

RL = Reporting Limit

E = Indicates value exceeds calibration range

J = Indicates an estimated value

B = Indicates analyte found in associated method blank

N = Indicates presumptive evidence of a compound



## Report of Analysis

<b>Client Sample ID:</b>	Y16-3.6	<b>Date Sampled:</b>	07/12/11
<b>Lab Sample ID:</b>	C16957-5	<b>Date Received:</b>	07/13/11
<b>Matrix:</b>	SO - Soil	<b>Percent Solids:</b>	n/a <sup>a</sup>
<b>Method:</b>	SW846 8260B	<b>Project:</b> Romic Soil Investigation(Romic EPA) - 2081 Bay Road,East Palo Alto,CA	

## VOA 8260 List

CAS No.	Compound	Result	RL	MDL	Units	Q
156-60-5	trans-1,2-Dichloroethylene	ND	4.9	1.5	ug/kg	
10061-02-6	trans-1,3-Dichloropropene	ND	4.9	1.5	ug/kg	
100-41-4	Ethylbenzene	ND	4.9	1.5	ug/kg	
637-92-3	Ethyl tert-Butyl Ether	ND	4.9	1.5	ug/kg	
591-78-6	2-Hexanone	ND	39	4.9	ug/kg	
87-68-3	Hexachlorobutadiene	ND	4.9	0.97	ug/kg	
98-82-8	Isopropylbenzene	ND	4.9	1.5	ug/kg	
99-87-6	p-Isopropyltoluene	ND	4.9	1.5	ug/kg	
108-10-1	4-Methyl-2-pentanone	ND	39	15	ug/kg	
74-83-9	Methyl bromide	ND	4.9	2.4	ug/kg	
74-87-3	Methyl chloride	ND	4.9	1.5	ug/kg	
74-95-3	Methylene bromide	ND	4.9	2.4	ug/kg	
75-09-2	Methylene chloride	ND	24	16	ug/kg	
78-93-3	Methyl ethyl ketone	13.3	39	12	ug/kg	J
1634-04-4	Methyl Tert Butyl Ether	ND	4.9	0.97	ug/kg	
91-20-3	Naphthalene	ND	4.9	1.5	ug/kg	
103-65-1	n-Propylbenzene	ND	4.9	1.5	ug/kg	
100-42-5	Styrene	ND	4.9	0.97	ug/kg	
994-05-8	Tert-Amyl Methyl Ether	ND	4.9	1.2	ug/kg	
75-65-0	Tert Butyl Alcohol	ND	39	9.7	ug/kg	
630-20-6	1,1,1,2-Tetrachloroethane	ND	4.9	0.97	ug/kg	
71-55-6	1,1,1-Trichloroethane	ND	4.9	1.5	ug/kg	
79-34-5	1,1,2,2-Tetrachloroethane	ND	4.9	0.97	ug/kg	
79-00-5	1,1,2-Trichloroethane	ND	4.9	0.97	ug/kg	
87-61-6	1,2,3-Trichlorobenzene	ND	4.9	1.5	ug/kg	
96-18-4	1,2,3-Trichloropropane	ND	4.9	1.5	ug/kg	
120-82-1	1,2,4-Trichlorobenzene	ND	4.9	1.5	ug/kg	
95-63-6	1,2,4-Trimethylbenzene	ND	4.9	1.5	ug/kg	
108-67-8	1,3,5-Trimethylbenzene	ND	4.9	1.5	ug/kg	
127-18-4	Tetrachloroethylene	ND	4.9	3.4	ug/kg	
108-88-3	Toluene	ND	4.9	1.5	ug/kg	
79-01-6	Trichloroethylene	ND	4.9	0.97	ug/kg	
75-69-4	Trichlorofluoromethane	ND	4.9	1.2	ug/kg	
75-01-4	Vinyl chloride	ND	4.9	2.4	ug/kg	
1330-20-7	Xylene (total)	ND	9.7	3.9	ug/kg	

CAS No.	Surrogate Recoveries	Run# 1	Run# 2	Limits
1868-53-7	Dibromofluoromethane	109%		60-130%
2037-26-5	Toluene-D8	97%		60-130%

ND = Not detected MDL - Method Detection Limit

RL = Reporting Limit

E = Indicates value exceeds calibration range

J = Indicates an estimated value

B = Indicates analyte found in associated method blank

N = Indicates presumptive evidence of a compound

## Report of Analysis

<b>Client Sample ID:</b>	Y16-3.6	<b>Date Sampled:</b>	07/12/11
<b>Lab Sample ID:</b>	C16957-5	<b>Date Received:</b>	07/13/11
<b>Matrix:</b>	SO - Soil	<b>Percent Solids:</b>	n/a <sup>a</sup>
<b>Method:</b>	SW846 8260B	<b>Project:</b> Romic Soil Investigation(Romic EPA) - 2081 Bay Road, East Palo Alto, CA	

### VOA 8260 List

CAS No.	Surrogate Recoveries	Run# 1	Run# 2	Limits
460-00-4	4-Bromofluorobenzene	107%		60-130%

(a) All results reported on wet weight basis.

ND = Not detected      MDL - Method Detection Limit  
 RL = Reporting Limit  
 E = Indicates value exceeds calibration range

J = Indicates an estimated value  
 B = Indicates analyte found in associated method blank  
 N = Indicates presumptive evidence of a compound

## Report of Analysis

<b>Client Sample ID:</b>	Y16-6.7	<b>Date Sampled:</b>	07/12/11
<b>Lab Sample ID:</b>	C16957-6	<b>Date Received:</b>	07/13/11
<b>Matrix:</b>	SO - Soil	<b>Percent Solids:</b>	n/a <sup>a</sup>
<b>Method:</b>	SW846 8260B	<b>Project:</b> Romic Soil Investigation(Romic EPA) - 2081 Bay Road, East Palo Alto, CA	

Run #1	File ID	DF	Analyzed	By	Prep Date	Prep Batch	Analytical Batch
Run #2	M25819.D	1	07/22/11	TN	n/a	n/a	VM823

Run #1	Initial Weight
Run #2	5.84 g

## VOA 8260 List

CAS No.	Compound	Result	RL	MDL	Units	Q
67-64-1	Acetone	ND	86	17	ug/kg	
71-43-2	Benzene	ND	4.3	1.3	ug/kg	
108-86-1	Bromobenzene	ND	4.3	1.3	ug/kg	
74-97-5	Bromochloromethane	ND	4.3	1.3	ug/kg	
75-27-4	Bromodichloromethane	ND	4.3	0.86	ug/kg	
75-25-2	Bromoform	ND	4.3	0.86	ug/kg	
104-51-8	n-Butylbenzene	ND	4.3	1.3	ug/kg	
135-98-8	sec-Butylbenzene	ND	4.3	1.3	ug/kg	
98-06-6	tert-Butylbenzene	ND	4.3	1.3	ug/kg	
108-90-7	Chlorobenzene	ND	4.3	1.3	ug/kg	
75-00-3	Chloroethane	ND	4.3	1.3	ug/kg	
67-66-3	Chloroform	ND	4.3	1.3	ug/kg	
95-49-8	o-Chlorotoluene	ND	4.3	1.3	ug/kg	
106-43-4	p-Chlorotoluene	ND	4.3	1.3	ug/kg	
56-23-5	Carbon tetrachloride	ND	4.3	0.86	ug/kg	
75-34-3	1,1-Dichloroethane	ND	4.3	0.86	ug/kg	
75-35-4	1,1-Dichloroethylene	ND	4.3	1.3	ug/kg	
563-58-6	1,1-Dichloropropene	ND	4.3	1.3	ug/kg	
96-12-8	1,2-Dibromo-3-chloropropane	ND	4.3	0.86	ug/kg	
106-93-4	1,2-Dibromoethane	ND	4.3	0.86	ug/kg	
107-06-2	1,2-Dichloroethane	ND	4.3	1.3	ug/kg	
78-87-5	1,2-Dichloropropane	ND	4.3	1.3	ug/kg	
142-28-9	1,3-Dichloropropane	ND	4.3	1.3	ug/kg	
108-20-3	Di-Isopropyl ether	ND	4.3	1.3	ug/kg	
594-20-7	2,2-Dichloropropane	ND	4.3	1.3	ug/kg	
124-48-1	Dibromochloromethane	ND	4.3	0.86	ug/kg	
75-71-8	Dichlorodifluoromethane	ND	4.3	0.86	ug/kg	
156-59-2	cis-1,2-Dichloroethylene	ND	4.3	1.3	ug/kg	
10061-01-5	cis-1,3-Dichloropropene	ND	4.3	1.3	ug/kg	
541-73-1	m-Dichlorobenzene	ND	4.3	1.3	ug/kg	
95-50-1	o-Dichlorobenzene	ND	4.3	1.3	ug/kg	
106-46-7	p-Dichlorobenzene	ND	4.3	1.3	ug/kg	

ND = Not detected MDL - Method Detection Limit

RL = Reporting Limit

E = Indicates value exceeds calibration range

J = Indicates an estimated value

B = Indicates analyte found in associated method blank

N = Indicates presumptive evidence of a compound

## Report of Analysis

<b>Client Sample ID:</b>	Y16-6.7	<b>Date Sampled:</b>	07/12/11
<b>Lab Sample ID:</b>	C16957-6	<b>Date Received:</b>	07/13/11
<b>Matrix:</b>	SO - Soil	<b>Percent Solids:</b>	n/a <sup>a</sup>
<b>Method:</b>	SW846 8260B	<b>Project:</b> Romic Soil Investigation(Romic EPA) - 2081 Bay Road,East Palo Alto,CA	

## VOA 8260 List

CAS No.	Compound	Result	RL	MDL	Units	Q
156-60-5	trans-1,2-Dichloroethylene	ND	4.3	1.3	ug/kg	
10061-02-6	trans-1,3-Dichloropropene	ND	4.3	1.3	ug/kg	
100-41-4	Ethylbenzene	ND	4.3	1.3	ug/kg	
637-92-3	Ethyl tert-Butyl Ether	ND	4.3	1.3	ug/kg	
591-78-6	2-Hexanone	ND	34	4.3	ug/kg	
87-68-3	Hexachlorobutadiene	ND	4.3	0.86	ug/kg	
98-82-8	Isopropylbenzene	ND	4.3	1.3	ug/kg	
99-87-6	p-Isopropyltoluene	ND	4.3	1.3	ug/kg	
108-10-1	4-Methyl-2-pentanone	ND	34	13	ug/kg	
74-83-9	Methyl bromide	ND	4.3	2.1	ug/kg	
74-87-3	Methyl chloride	ND	4.3	1.3	ug/kg	
74-95-3	Methylene bromide	ND	4.3	2.1	ug/kg	
75-09-2	Methylene chloride	ND	21	14	ug/kg	
78-93-3	Methyl ethyl ketone	ND	34	10	ug/kg	
1634-04-4	Methyl Tert Butyl Ether	ND	4.3	0.86	ug/kg	
91-20-3	Naphthalene	ND	4.3	1.3	ug/kg	
103-65-1	n-Propylbenzene	ND	4.3	1.3	ug/kg	
100-42-5	Styrene	ND	4.3	0.86	ug/kg	
994-05-8	Tert-Amyl Methyl Ether	ND	4.3	1.0	ug/kg	
75-65-0	Tert Butyl Alcohol	ND	34	8.6	ug/kg	
630-20-6	1,1,1,2-Tetrachloroethane	ND	4.3	0.86	ug/kg	
71-55-6	1,1,1-Trichloroethane	ND	4.3	1.3	ug/kg	
79-34-5	1,1,2,2-Tetrachloroethane	ND	4.3	0.86	ug/kg	
79-00-5	1,1,2-Trichloroethane	ND	4.3	0.86	ug/kg	
87-61-6	1,2,3-Trichlorobenzene	ND	4.3	1.3	ug/kg	
96-18-4	1,2,3-Trichloropropane	ND	4.3	1.3	ug/kg	
120-82-1	1,2,4-Trichlorobenzene	ND	4.3	1.3	ug/kg	
95-63-6	1,2,4-Trimethylbenzene	ND	4.3	1.3	ug/kg	
108-67-8	1,3,5-Trimethylbenzene	ND	4.3	1.3	ug/kg	
127-18-4	Tetrachloroethylene	ND	4.3	3.0	ug/kg	
108-88-3	Toluene	ND	4.3	1.3	ug/kg	
79-01-6	Trichloroethylene	ND	4.3	0.86	ug/kg	
75-69-4	Trichlorofluoromethane	ND	4.3	1.0	ug/kg	
75-01-4	Vinyl chloride	ND	4.3	2.1	ug/kg	
1330-20-7	Xylene (total)	ND	8.6	3.4	ug/kg	

CAS No.	Surrogate Recoveries	Run# 1	Run# 2	Limits
1868-53-7	Dibromofluoromethane	111%		60-130%
2037-26-5	Toluene-D8	97%		60-130%

ND = Not detected MDL - Method Detection Limit

RL = Reporting Limit

E = Indicates value exceeds calibration range

J = Indicates an estimated value

B = Indicates analyte found in associated method blank

N = Indicates presumptive evidence of a compound

**Report of Analysis**

<b>Client Sample ID:</b>	Y16-6.7	<b>Date Sampled:</b>	07/12/11
<b>Lab Sample ID:</b>	C16957-6	<b>Date Received:</b>	07/13/11
<b>Matrix:</b>	SO - Soil	<b>Percent Solids:</b>	n/a <sup>a</sup>
<b>Method:</b>	SW846 8260B	<b>Project:</b> Romic Soil Investigation(Romic EPA) - 2081 Bay Road, East Palo Alto, CA	

**VOA 8260 List**

CAS No.	Surrogate Recoveries	Run# 1	Run# 2	Limits
460-00-4	4-Bromofluorobenzene	107%		60-130%

(a) All results reported on wet weight basis.

ND = Not detected      MDL - Method Detection Limit  
 RL = Reporting Limit  
 E = Indicates value exceeds calibration range

J = Indicates an estimated value  
 B = Indicates analyte found in associated method blank  
 N = Indicates presumptive evidence of a compound

## Report of Analysis

<b>Client Sample ID:</b>	Y11-0.8	<b>Date Sampled:</b>	07/12/11
<b>Lab Sample ID:</b>	C16957-7	<b>Date Received:</b>	07/13/11
<b>Matrix:</b>	SO - Soil	<b>Percent Solids:</b>	n/a <sup>a</sup>
<b>Method:</b>	SW846 8260B	<b>Project:</b> Romic Soil Investigation(Romic EPA) - 2081 Bay Road, East Palo Alto, CA	

Run #	File ID	DF	Analyzed	By	Prep Date	Prep Batch	Analytical Batch
Run #1	M25820.D	1	07/22/11	TN	n/a	n/a	VM823
Run #2							

Run #	Initial Weight
Run #1	4.52 g
Run #2	

## VOA 8260 List

CAS No.	Compound	Result	RL	MDL	Units	Q
67-64-1	Acetone	ND	110	22	ug/kg	
71-43-2	Benzene	ND	5.5	1.7	ug/kg	
108-86-1	Bromobenzene	ND	5.5	1.7	ug/kg	
74-97-5	Bromochloromethane	ND	5.5	1.7	ug/kg	
75-27-4	Bromodichloromethane	ND	5.5	1.1	ug/kg	
75-25-2	Bromoform	ND	5.5	1.1	ug/kg	
104-51-8	n-Butylbenzene	ND	5.5	1.7	ug/kg	
135-98-8	sec-Butylbenzene	ND	5.5	1.7	ug/kg	
98-06-6	tert-Butylbenzene	ND	5.5	1.7	ug/kg	
108-90-7	Chlorobenzene	ND	5.5	1.7	ug/kg	
75-00-3	Chloroethane	ND	5.5	1.7	ug/kg	
67-66-3	Chloroform	ND	5.5	1.7	ug/kg	
95-49-8	o-Chlorotoluene	ND	5.5	1.7	ug/kg	
106-43-4	p-Chlorotoluene	ND	5.5	1.7	ug/kg	
56-23-5	Carbon tetrachloride	ND	5.5	1.1	ug/kg	
75-34-3	1,1-Dichloroethane	ND	5.5	1.1	ug/kg	
75-35-4	1,1-Dichloroethylene	ND	5.5	1.7	ug/kg	
563-58-6	1,1-Dichloropropene	ND	5.5	1.7	ug/kg	
96-12-8	1,2-Dibromo-3-chloropropane	ND	5.5	1.1	ug/kg	
106-93-4	1,2-Dibromoethane	ND	5.5	1.1	ug/kg	
107-06-2	1,2-Dichloroethane	ND	5.5	1.7	ug/kg	
78-87-5	1,2-Dichloropropane	ND	5.5	1.7	ug/kg	
142-28-9	1,3-Dichloropropane	ND	5.5	1.7	ug/kg	
108-20-3	Di-Isopropyl ether	ND	5.5	1.7	ug/kg	
594-20-7	2,2-Dichloropropane	ND	5.5	1.7	ug/kg	
124-48-1	Dibromochloromethane	ND	5.5	1.1	ug/kg	
75-71-8	Dichlorodifluoromethane	ND	5.5	1.1	ug/kg	
156-59-2	cis-1,2-Dichloroethylene	ND	5.5	1.7	ug/kg	
10061-01-5	cis-1,3-Dichloropropene	ND	5.5	1.7	ug/kg	
541-73-1	m-Dichlorobenzene	ND	5.5	1.7	ug/kg	
95-50-1	o-Dichlorobenzene	ND	5.5	1.7	ug/kg	
106-46-7	p-Dichlorobenzene	ND	5.5	1.7	ug/kg	

ND = Not detected MDL - Method Detection Limit

RL = Reporting Limit

E = Indicates value exceeds calibration range

J = Indicates an estimated value

B = Indicates analyte found in associated method blank

N = Indicates presumptive evidence of a compound

## Report of Analysis

<b>Client Sample ID:</b>	Y11-0.8	<b>Date Sampled:</b>	07/12/11
<b>Lab Sample ID:</b>	C16957-7	<b>Date Received:</b>	07/13/11
<b>Matrix:</b>	SO - Soil	<b>Percent Solids:</b>	n/a <sup>a</sup>
<b>Method:</b>	SW846 8260B	<b>Project:</b> Romic Soil Investigation(Romic EPA) - 2081 Bay Road,East Palo Alto,CA	

## VOA 8260 List

CAS No.	Compound	Result	RL	MDL	Units	Q
156-60-5	trans-1,2-Dichloroethylene	ND	5.5	1.7	ug/kg	
10061-02-6	trans-1,3-Dichloropropene	ND	5.5	1.7	ug/kg	
100-41-4	Ethylbenzene	ND	5.5	1.7	ug/kg	
637-92-3	Ethyl tert-Butyl Ether	ND	5.5	1.7	ug/kg	
591-78-6	2-Hexanone	ND	44	5.5	ug/kg	
87-68-3	Hexachlorobutadiene	ND	5.5	1.1	ug/kg	
98-82-8	Isopropylbenzene	ND	5.5	1.7	ug/kg	
99-87-6	p-Isopropyltoluene	ND	5.5	1.7	ug/kg	
108-10-1	4-Methyl-2-pentanone	ND	44	17	ug/kg	
74-83-9	Methyl bromide	ND	5.5	2.8	ug/kg	
74-87-3	Methyl chloride	ND	5.5	1.7	ug/kg	
74-95-3	Methylene bromide	ND	5.5	2.8	ug/kg	
75-09-2	Methylene chloride	ND	28	18	ug/kg	
78-93-3	Methyl ethyl ketone	ND	44	13	ug/kg	
1634-04-4	Methyl Tert Butyl Ether	ND	5.5	1.1	ug/kg	
91-20-3	Naphthalene	ND	5.5	1.7	ug/kg	
103-65-1	n-Propylbenzene	ND	5.5	1.7	ug/kg	
100-42-5	Styrene	ND	5.5	1.1	ug/kg	
994-05-8	Tert-Amyl Methyl Ether	ND	5.5	1.3	ug/kg	
75-65-0	Tert Butyl Alcohol	ND	44	11	ug/kg	
630-20-6	1,1,1,2-Tetrachloroethane	ND	5.5	1.1	ug/kg	
71-55-6	1,1,1-Trichloroethane	ND	5.5	1.7	ug/kg	
79-34-5	1,1,2,2-Tetrachloroethane	ND	5.5	1.1	ug/kg	
79-00-5	1,1,2-Trichloroethane	ND	5.5	1.1	ug/kg	
87-61-6	1,2,3-Trichlorobenzene	ND	5.5	1.7	ug/kg	
96-18-4	1,2,3-Trichloropropane	ND	5.5	1.7	ug/kg	
120-82-1	1,2,4-Trichlorobenzene	ND	5.5	1.7	ug/kg	
95-63-6	1,2,4-Trimethylbenzene	ND	5.5	1.7	ug/kg	
108-67-8	1,3,5-Trimethylbenzene	ND	5.5	1.7	ug/kg	
127-18-4	Tetrachloroethylene	ND	5.5	3.9	ug/kg	
108-88-3	Toluene	ND	5.5	1.7	ug/kg	
79-01-6	Trichloroethylene	ND	5.5	1.1	ug/kg	
75-69-4	Trichlorofluoromethane	ND	5.5	1.3	ug/kg	
75-01-4	Vinyl chloride	ND	5.5	2.8	ug/kg	
1330-20-7	Xylene (total)	ND	11	4.4	ug/kg	

CAS No.	Surrogate Recoveries	Run# 1	Run# 2	Limits
1868-53-7	Dibromofluoromethane	109%		60-130%
2037-26-5	Toluene-D8	96%		60-130%

ND = Not detected MDL - Method Detection Limit

RL = Reporting Limit

E = Indicates value exceeds calibration range

J = Indicates an estimated value

B = Indicates analyte found in associated method blank

N = Indicates presumptive evidence of a compound

## Report of Analysis

<b>Client Sample ID:</b>	Y11-0.8	<b>Date Sampled:</b>	07/12/11
<b>Lab Sample ID:</b>	C16957-7	<b>Date Received:</b>	07/13/11
<b>Matrix:</b>	SO - Soil	<b>Percent Solids:</b>	n/a <sup>a</sup>
<b>Method:</b>	SW846 8260B	<b>Project:</b> Romic Soil Investigation(Romic EPA) - 2081 Bay Road, East Palo Alto, CA	

**VOA 8260 List**

CAS No.	Surrogate Recoveries	Run# 1	Run# 2	Limits
460-00-4	4-Bromofluorobenzene	108%		60-130%

(a) All results reported on wet weight basis.

ND = Not detected      MDL - Method Detection Limit  
 RL = Reporting Limit  
 E = Indicates value exceeds calibration range

J = Indicates an estimated value  
 B = Indicates analyte found in associated method blank  
 N = Indicates presumptive evidence of a compound



## Report of Analysis

<b>Client Sample ID:</b>	Y11-0.8	<b>Date Sampled:</b>	07/12/11
<b>Lab Sample ID:</b>	C16957-7	<b>Date Received:</b>	07/13/11
<b>Matrix:</b>	SO - Soil	<b>Percent Solids:</b>	n/a <sup>a</sup>
<b>Method:</b>	SW846 8270C SW846 3550B	<b>Project:</b> Romic Soil Investigation(Romic EPA) - 2081 Bay Road, East Palo Alto, CA	

Run #1	File ID	DF	Analyzed	By	Prep Date	Prep Batch	Analytical Batch
Run #1	Y8839.D	1	07/16/11	MT	07/16/11	OP4242	EY422
Run #2							

Run #1	Initial Weight	Final Volume
Run #1	10.1 g	1.0 ml
Run #2		

## ABN Full List

CAS No.	Compound	Result	RL	MDL	Units	Q
65-85-0	Benzoic acid	ND	990	880	ug/kg	
95-57-8	2-Chlorophenol	ND	990	670	ug/kg	
59-50-7	4-Chloro-3-methyl phenol	ND	500	420	ug/kg	
120-83-2	2,4-Dichlorophenol	ND	500	140	ug/kg	
105-67-9	2,4-Dimethylphenol	ND	500	150	ug/kg	
51-28-5	2,4-Dinitrophenol	ND	2500	840	ug/kg	
534-52-1	4,6-Dinitro-o-cresol	ND	2000	1000	ug/kg	
95-48-7	2-Methylphenol	ND	500	170	ug/kg	
	3&4-Methylphenol	ND	500	150	ug/kg	
88-75-5	2-Nitrophenol	ND	500	130	ug/kg	
100-02-7	4-Nitrophenol	ND	2000	1200	ug/kg	
87-86-5	Pentachlorophenol	ND	500	420	ug/kg	
108-95-2	Phenol	ND	2000	1300	ug/kg	
95-95-4	2,4,5-Trichlorophenol	ND	500	120	ug/kg	
88-06-2	2,4,6-Trichlorophenol	ND	500	160	ug/kg	
83-32-9	Acenaphthene	ND	990	500	ug/kg	
208-96-8	Acenaphthylene	ND	500	200	ug/kg	
62-53-3	Aniline	ND	500	140	ug/kg	
120-12-7	Anthracene	ND	500	99	ug/kg	
103-33-3	Azobenzene	ND	500	170	ug/kg	
92-87-5	Benzidine	ND	2500	720	ug/kg	
56-55-3	Benzo(a)anthracene	ND	500	69	ug/kg	
50-32-8	Benzo(a)pyrene	ND	500	89	ug/kg	
205-99-2	Benzo(b)fluoranthene	ND	500	59	ug/kg	
191-24-2	Benzo(g,h,i)perylene	ND	500	150	ug/kg	
207-08-9	Benzo(k)fluoranthene	ND	500	120	ug/kg	
101-55-3	4-Bromophenyl phenyl ether	ND	500	150	ug/kg	
85-68-7	Butyl benzyl phthalate	ND	500	110	ug/kg	
100-51-6	Benzyl Alcohol	ND	990	160	ug/kg	
91-58-7	2-Chloronaphthalene	ND	500	180	ug/kg	
106-47-8	4-Chloroaniline	ND	500	140	ug/kg	
86-74-8	Carbazole	ND	500	79	ug/kg	

ND = Not detected MDL - Method Detection Limit

RL = Reporting Limit

E = Indicates value exceeds calibration range

J = Indicates an estimated value

B = Indicates analyte found in associated method blank

N = Indicates presumptive evidence of a compound

## Report of Analysis

<b>Client Sample ID:</b>	Y11-0.8	<b>Date Sampled:</b>	07/12/11
<b>Lab Sample ID:</b>	C16957-7	<b>Date Received:</b>	07/13/11
<b>Matrix:</b>	SO - Soil	<b>Percent Solids:</b>	n/a <sup>a</sup>
<b>Method:</b>	SW846 8270C SW846 3550B		
<b>Project:</b>	Romic Soil Investigation(Romic EPA) - 2081 Bay Road,East Palo Alto,CA		

## ABN Full List

CAS No.	Compound	Result	RL	MDL	Units	Q
218-01-9	Chrysene	ND	500	99	ug/kg	
111-91-1	bis(2-Chloroethoxy)methane	ND	500	180	ug/kg	
111-44-4	bis(2-Chloroethyl)ether	ND	500	230	ug/kg	
108-60-1	bis(2-Chloroisopropyl)ether	ND	500	270	ug/kg	
7005-72-3	4-Chlorophenyl phenyl ether	ND	500	190	ug/kg	
95-50-1	1,2-Dichlorobenzene	ND	500	160	ug/kg	
541-73-1	1,3-Dichlorobenzene	ND	500	150	ug/kg	
106-46-7	1,4-Dichlorobenzene	ND	500	420	ug/kg	
121-14-2	2,4-Dinitrotoluene	ND	500	460	ug/kg	
606-20-2	2,6-Dinitrotoluene	ND	990	320	ug/kg	
91-94-1	3,3'-Dichlorobenzidine	ND	2500	140	ug/kg	
53-70-3	Dibenzo(a,h)anthracene	ND	500	130	ug/kg	
132-64-9	Dibenzofuran	ND	500	160	ug/kg	
122-39-4	Diphenylamine	ND	500	120	ug/kg	
84-74-2	Di-n-butyl phthalate	ND	500	99	ug/kg	
117-84-0	Di-n-octyl phthalate	ND	500	130	ug/kg	
84-66-2	Diethyl phthalate	ND	500	170	ug/kg	
131-11-3	Dimethyl phthalate	ND	500	180	ug/kg	
117-81-7	bis(2-Ethylhexyl)phthalate	ND	500	220	ug/kg	
206-44-0	Fluoranthene	ND	500	99	ug/kg	
86-73-7	Fluorene	ND	500	180	ug/kg	
118-74-1	Hexachlorobenzene	ND	500	130	ug/kg	
87-68-3	Hexachlorobutadiene	ND	500	190	ug/kg	
77-47-4	Hexachlorocyclopentadiene	ND	500	140	ug/kg	
67-72-1	Hexachloroethane	ND	500	160	ug/kg	
193-39-5	Indeno(1,2,3-cd)pyrene	ND	500	140	ug/kg	
78-59-1	Isophorone	ND	500	170	ug/kg	
90-12-0	1-Methylnaphthalene	ND	500	160	ug/kg	
91-57-6	2-Methylnaphthalene	ND	500	160	ug/kg	
88-74-4	2-Nitroaniline	ND	500	120	ug/kg	
99-09-2	3-Nitroaniline	ND	500	120	ug/kg	
100-01-6	4-Nitroaniline	ND	500	300	ug/kg	
91-20-3	Naphthalene	ND	500	170	ug/kg	
98-95-3	Nitrobenzene	ND	500	160	ug/kg	
62-75-9	N-Nitrosodimethylamine	ND	5000	2200	ug/kg	
621-64-7	N-Nitroso-di-n-propylamine	ND	990	540	ug/kg	
85-01-8	Phenanthrene	ND	500	110	ug/kg	
129-00-0	Pyrene	ND	990	670	ug/kg	
110-86-1	Pyridine	ND	2000	220	ug/kg	
120-82-1	1,2,4-Trichlorobenzene	ND	500	340	ug/kg	

ND = Not detected MDL - Method Detection Limit

RL = Reporting Limit

E = Indicates value exceeds calibration range

J = Indicates an estimated value

B = Indicates analyte found in associated method blank

N = Indicates presumptive evidence of a compound

## Report of Analysis

<b>Client Sample ID:</b>	Y11-0.8		<b>Date Sampled:</b>	07/12/11
<b>Lab Sample ID:</b>	C16957-7		<b>Date Received:</b>	07/13/11
<b>Matrix:</b>	SO - Soil		<b>Percent Solids:</b>	n/a <sup>a</sup>
<b>Method:</b>	SW846 8270C SW846 3550B			
<b>Project:</b>	Romic Soil Investigation(Romic EPA) - 2081 Bay Road, East Palo Alto, CA			

## ABN Full List

CAS No.	Surrogate Recoveries	Run# 1	Run# 2	Limits
367-12-4	2-Fluorophenol	62%		20-100%
4165-62-2	Phenol-d5	66%		20-100%
118-79-6	2,4,6-Tribromophenol	101% <sup>b</sup>		30-100%
4165-60-0	Nitrobenzene-d5	62%		20-100%
321-60-8	2-Fluorobiphenyl	65%		20-106%
1718-51-0	Terphenyl-d14	131% <sup>b</sup>		55-130%

(a) All results reported on wet weight basis.

(b) Outside laboratory control limits (high bias).

ND = Not detected      MDL - Method Detection Limit  
 RL = Reporting Limit  
 E = Indicates value exceeds calibration range

J = Indicates an estimated value  
 B = Indicates analyte found in associated method blank  
 N = Indicates presumptive evidence of a compound

## Report of Analysis

<b>Client Sample ID:</b> Y11-0.8		<b>Date Sampled:</b> 07/12/11
<b>Lab Sample ID:</b> C16957-7		<b>Date Received:</b> 07/13/11
<b>Matrix:</b> SO - Soil		<b>Percent Solids:</b> n/a <sup>a</sup>
<b>Method:</b> SW846 8015B		
<b>Project:</b> Romic Soil Investigation(Romic EPA) - 2081 Bay Road, East Palo Alto, CA		

Run #	File ID	DF	Analyzed	By	Prep Date	Prep Batch	Analytical Batch
Run #1	JK21125.D	1	07/21/11	TT	n/a	n/a	GJK875
Run #2							

Run #	Initial Weight
Run #1	5.15 g
Run #2	

**TPH Volatiles**

CAS No.	Compound	Result	RL	MDL	Units	Q
	TPH-GRO (C6-C10)	ND	0.097	0.049	mg/kg	
CAS No.	Surrogate Recoveries	Run# 1	Run# 2	Limits		
98-08-8	aaa-Trifluorotoluene	91%		60-157%		

(a) All results reported on wet weight basis.

ND = Not detected      MDL - Method Detection Limit  
 RL = Reporting Limit  
 E = Indicates value exceeds calibration range

J = Indicates an estimated value  
 B = Indicates analyte found in associated method blank  
 N = Indicates presumptive evidence of a compound

## Report of Analysis

<b>Client Sample ID:</b>	Y11-0.8	<b>Date Sampled:</b>	07/12/11
<b>Lab Sample ID:</b>	C16957-7	<b>Date Received:</b>	07/13/11
<b>Matrix:</b>	SO - Soil	<b>Percent Solids:</b>	n/a <sup>a</sup>
<b>Method:</b>	SW846 8081A SW846 3545A	<b>Project:</b> Romic Soil Investigation(Romic EPA) - 2081 Bay Road, East Palo Alto, CA	

Run #1	File ID	DF	Analyzed	By	Prep Date	Prep Batch	Analytical Batch
Run #1	OO22725.D	3	07/26/11	RV	07/26/11	OP4230	G00727
Run #2							

Run #1	Initial Weight	Final Volume
Run #1	10.1 g	10.0 ml
Run #2		

## Pesticide PPL List

CAS No.	Compound	Result	RL	MDL	Units	Q
309-00-2	Aldrin	ND	74	30	ug/kg	
319-84-6	alpha-BHC	ND	74	33	ug/kg	
319-85-7	beta-BHC	ND	74	10	ug/kg	
319-86-8	delta-BHC	ND	74	10	ug/kg	
58-89-9	gamma-BHC (Lindane)	ND	74	22	ug/kg	
12789-03-6	Chlordane	438	300	300	ug/kg	
60-57-1	Dieldrin	ND	74	8.9	ug/kg	
72-54-8	4,4' -DDD	ND	74	10	ug/kg	
72-55-9	4,4' -DDE <sup>b</sup>	13.9	74	8.9	ug/kg	J
50-29-3	4,4' -DDT	ND	74	8.9	ug/kg	
72-20-8	Endrin	ND	74	8.9	ug/kg	
7421-93-4	Endrin aldehyde	ND	74	18	ug/kg	
959-98-8	Endosulfan-I	ND	74	10	ug/kg	
33213-65-9	Endosulfan-II	ND	74	10	ug/kg	
1031-07-8	Endosulfan sulfate	ND	74	24	ug/kg	
76-44-8	Heptachlor	ND	74	18	ug/kg	
1024-57-3	Heptachlor epoxide	ND	74	12	ug/kg	
72-43-5	Methoxychlor	ND	74	10	ug/kg	
8001-35-2	Toxaphene	ND	300	300	ug/kg	

CAS No.	Surrogate Recoveries	Run# 1	Run# 2	Limits
877-09-8	Tetrachloro-m-xylene	44%		35-132%
877-09-8	Tetrachloro-m-xylene	45%		35-132%
2051-24-3	Decachlorobiphenyl	67%		35-132%
2051-24-3	Decachlorobiphenyl	71%		35-132%

(a) All results reported on wet weight basis.

(b) Quantitation between primary and confirmation differed by > 40% possibly due to matrix interference. Lower value reported.

ND = Not detected MDL - Method Detection Limit

RL = Reporting Limit

E = Indicates value exceeds calibration range

J = Indicates an estimated value

B = Indicates analyte found in associated method blank

N = Indicates presumptive evidence of a compound

## Report of Analysis

<b>Client Sample ID:</b>	Y11-0.8	<b>Date Sampled:</b>	07/12/11
<b>Lab Sample ID:</b>	C16957-7	<b>Date Received:</b>	07/13/11
<b>Matrix:</b>	SO - Soil	<b>Percent Solids:</b>	n/a <sup>a</sup>
<b>Method:</b>	SW846 8082 SW846 3545A	<b>Project:</b> Romic Soil Investigation(Romic EPA) - 2081 Bay Road, East Palo Alto, CA	

	File ID	DF	Analyzed	By	Prep Date	Prep Batch	Analytical Batch
Run #1	PP20060.D	1	07/17/11	RV	07/15/11	OP4231	GPP685
Run #2 <sup>b</sup>	PP20201.D	1	07/20/11	RV	07/19/11	OP4257	GPP687

	Initial Weight	Final Volume
Run #1	10.1 g	10.0 ml
Run #2	10.1 g	10.0 ml

## PCB List

CAS No.	Compound	Result	RL	MDL	Units	Q
12674-11-2	Aroclor 1016	ND	99	17	ug/kg	
11104-28-2	Aroclor 1221	ND	99	50	ug/kg	
11141-16-5	Aroclor 1232	ND	99	50	ug/kg	
53469-21-9	Aroclor 1242	ND	99	50	ug/kg	
12672-29-6	Aroclor 1248	ND	99	50	ug/kg	
11097-69-1	Aroclor 1254	147	99	50	ug/kg	
11096-82-5	Aroclor 1260	ND	99	20	ug/kg	

CAS No.	Surrogate Recoveries	Run# 1	Run# 2	Limits
877-09-8	Tetrachloro-m-xylene	41%	21% <sup>c</sup>	45-108%
877-09-8	Tetrachloro-m-xylene	39%	20% <sup>c</sup>	45-108%
2051-24-3	Decachlorobiphenyl	79%	45% <sup>c</sup>	54-121%
2051-24-3	Decachlorobiphenyl	71%	38% <sup>c</sup>	54-121%

(a) All results reported on wet weight basis.

(b) Confirmation run for surrogate recoveries.

(c) Outside control limits due to matrix interference. Confirmed by re-extraction and reanalysis.

ND = Not detected MDL - Method Detection Limit

RL = Reporting Limit

E = Indicates value exceeds calibration range

J = Indicates an estimated value

B = Indicates analyte found in associated method blank

N = Indicates presumptive evidence of a compound

## Report of Analysis

<b>Client Sample ID:</b> Y11-0.8		<b>Date Sampled:</b> 07/12/11
<b>Lab Sample ID:</b> C16957-7		<b>Date Received:</b> 07/13/11
<b>Matrix:</b> SO - Soil		<b>Percent Solids:</b> n/a <sup>a</sup>
<b>Method:</b> SW846 8015B M SW846 3545A		
<b>Project:</b> Romc Soil Investigation(Romc EPA) - 2081 Bay Road, East Palo Alto, CA		

Run #	File ID	DF	Analyzed	By	Prep Date	Prep Batch	Analytical Batch
Run #1	HH15140.D	1	07/17/11	JH	07/15/11	OP4234	GHH521
Run #2							

Run #	Initial Weight	Final Volume
Run #1	10.2 g	1.0 ml
Run #2		

### TPH Extractable w/ Silica Gel Cleanup

CAS No.	Compound	Result	RL	MDL	Units	Q
	TPH (C10-C28)	22.0	9.8	4.9	mg/kg	
	TPH (> C28-C40)	79.3	20	9.8	mg/kg	

CAS No.	Surrogate Recoveries	Run# 1	Run# 2	Limits
630-01-3	Hexacosane	66%		45-140%

(a) All results reported on wet weight basis.

ND = Not detected      MDL - Method Detection Limit  
 RL = Reporting Limit  
 E = Indicates value exceeds calibration range

J = Indicates an estimated value  
 B = Indicates analyte found in associated method blank  
 N = Indicates presumptive evidence of a compound

## Report of Analysis

<b>Client Sample ID:</b> Y11-0.8	<b>Date Sampled:</b> 07/12/11
<b>Lab Sample ID:</b> C16957-7	<b>Date Received:</b> 07/13/11
<b>Matrix:</b> SO - Soil	<b>Percent Solids:</b> n/a <sup>a</sup>
<b>Project:</b> Romic Soil Investigation(Romic EPA) - 2081 Bay Road,East Palo Alto,CA	

## Metals Analysis

Analyte	Result	RL	Units	DF	Prep	Analyzed By	Method	Prep Method
Antimony	< 1.8	1.8	mg/kg	1	07/15/11	07/19/11 PH	SW846 6010B <sup>1</sup>	SW846 3050B <sup>3</sup>
Arsenic	6.7	1.8	mg/kg	1	07/15/11	07/19/11 PH	SW846 6010B <sup>1</sup>	SW846 3050B <sup>3</sup>
Barium	193	18	mg/kg	1	07/15/11	07/19/11 PH	SW846 6010B <sup>1</sup>	SW846 3050B <sup>3</sup>
Beryllium	< 0.89	0.89	mg/kg	1	07/15/11	07/19/11 PH	SW846 6010B <sup>1</sup>	SW846 3050B <sup>3</sup>
Cadmium	< 0.89	0.89	mg/kg	1	07/15/11	07/19/11 PH	SW846 6010B <sup>1</sup>	SW846 3050B <sup>3</sup>
Chromium	53.8	0.89	mg/kg	1	07/15/11	07/19/11 PH	SW846 6010B <sup>1</sup>	SW846 3050B <sup>3</sup>
Cobalt	11.6	0.89	mg/kg	1	07/15/11	07/19/11 PH	SW846 6010B <sup>1</sup>	SW846 3050B <sup>3</sup>
Copper	29.0	2.2	mg/kg	1	07/15/11	07/19/11 PH	SW846 6010B <sup>1</sup>	SW846 3050B <sup>3</sup>
Lead	11.3	1.8	mg/kg	1	07/15/11	07/19/11 PH	SW846 6010B <sup>1</sup>	SW846 3050B <sup>3</sup>
Mercury	0.11	0.040	mg/kg	1	07/18/11	07/19/11 RW	SW846 7471A <sup>2</sup>	SW846 7471A <sup>4</sup>
Molybdenum	< 1.8	1.8	mg/kg	1	07/15/11	07/19/11 PH	SW846 6010B <sup>1</sup>	SW846 3050B <sup>3</sup>
Nickel	48.3	0.89	mg/kg	1	07/15/11	07/19/11 PH	SW846 6010B <sup>1</sup>	SW846 3050B <sup>3</sup>
Selenium	< 1.8	1.8	mg/kg	1	07/15/11	07/19/11 PH	SW846 6010B <sup>1</sup>	SW846 3050B <sup>3</sup>
Silver	< 0.89	0.89	mg/kg	1	07/15/11	07/19/11 PH	SW846 6010B <sup>1</sup>	SW846 3050B <sup>3</sup>
Thallium	< 1.8	1.8	mg/kg	1	07/15/11	07/19/11 PH	SW846 6010B <sup>1</sup>	SW846 3050B <sup>3</sup>
Vanadium	54.3	0.89	mg/kg	1	07/15/11	07/19/11 PH	SW846 6010B <sup>1</sup>	SW846 3050B <sup>3</sup>
Zinc	64.8	1.8	mg/kg	1	07/15/11	07/19/11 PH	SW846 6010B <sup>1</sup>	SW846 3050B <sup>3</sup>

(1) Instrument QC Batch: MA1989

(2) Instrument QC Batch: MA1994

(3) Prep QC Batch: MP3707

(4) Prep QC Batch: MP3713

(a) All results reported on wet weight basis.

RL = Reporting Limit



## Report of Analysis

<b>Client Sample ID:</b>	Y11-3.1	<b>Date Sampled:</b>	07/12/11
<b>Lab Sample ID:</b>	C16957-8	<b>Date Received:</b>	07/13/11
<b>Matrix:</b>	SO - Soil	<b>Percent Solids:</b>	n/a <sup>a</sup>
<b>Method:</b>	SW846 8260B	<b>Project:</b> Romic Soil Investigation(Romic EPA) - 2081 Bay Road, East Palo Alto, CA	

Run #	File ID	DF	Analyzed	By	Prep Date	Prep Batch	Analytical Batch
Run #1	M25821.D	1	07/22/11	TN	n/a	n/a	VM823
Run #2							

Run #	Initial Weight
Run #1	5.31 g
Run #2	

## VOA 8260 List

CAS No.	Compound	Result	RL	MDL	Units	Q
67-64-1	Acetone	141	94	19	ug/kg	
71-43-2	Benzene	ND	4.7	1.4	ug/kg	
108-86-1	Bromobenzene	ND	4.7	1.4	ug/kg	
74-97-5	Bromochloromethane	ND	4.7	1.4	ug/kg	
75-27-4	Bromodichloromethane	ND	4.7	0.94	ug/kg	
75-25-2	Bromoform	ND	4.7	0.94	ug/kg	
104-51-8	n-Butylbenzene	ND	4.7	1.4	ug/kg	
135-98-8	sec-Butylbenzene	ND	4.7	1.4	ug/kg	
98-06-6	tert-Butylbenzene	ND	4.7	1.4	ug/kg	
108-90-7	Chlorobenzene	ND	4.7	1.4	ug/kg	
75-00-3	Chloroethane	ND	4.7	1.4	ug/kg	
67-66-3	Chloroform	ND	4.7	1.4	ug/kg	
95-49-8	o-Chlorotoluene	ND	4.7	1.4	ug/kg	
106-43-4	p-Chlorotoluene	ND	4.7	1.4	ug/kg	
56-23-5	Carbon tetrachloride	ND	4.7	0.94	ug/kg	
75-34-3	1,1-Dichloroethane	ND	4.7	0.94	ug/kg	
75-35-4	1,1-Dichloroethylene	ND	4.7	1.4	ug/kg	
563-58-6	1,1-Dichloropropene	ND	4.7	1.4	ug/kg	
96-12-8	1,2-Dibromo-3-chloropropane	ND	4.7	0.94	ug/kg	
106-93-4	1,2-Dibromoethane	ND	4.7	0.94	ug/kg	
107-06-2	1,2-Dichloroethane	ND	4.7	1.4	ug/kg	
78-87-5	1,2-Dichloropropane	ND	4.7	1.4	ug/kg	
142-28-9	1,3-Dichloropropane	ND	4.7	1.4	ug/kg	
108-20-3	Di-Isopropyl ether	ND	4.7	1.4	ug/kg	
594-20-7	2,2-Dichloropropane	ND	4.7	1.4	ug/kg	
124-48-1	Dibromochloromethane	ND	4.7	0.94	ug/kg	
75-71-8	Dichlorodifluoromethane	ND	4.7	0.94	ug/kg	
156-59-2	cis-1,2-Dichloroethylene	ND	4.7	1.4	ug/kg	
10061-01-5	cis-1,3-Dichloropropene	ND	4.7	1.4	ug/kg	
541-73-1	m-Dichlorobenzene	ND	4.7	1.4	ug/kg	
95-50-1	o-Dichlorobenzene	ND	4.7	1.4	ug/kg	
106-46-7	p-Dichlorobenzene	ND	4.7	1.4	ug/kg	

ND = Not detected MDL - Method Detection Limit

RL = Reporting Limit

E = Indicates value exceeds calibration range

J = Indicates an estimated value

B = Indicates analyte found in associated method blank

N = Indicates presumptive evidence of a compound

## Report of Analysis

<b>Client Sample ID:</b>	Y11-3.1	<b>Date Sampled:</b>	07/12/11
<b>Lab Sample ID:</b>	C16957-8	<b>Date Received:</b>	07/13/11
<b>Matrix:</b>	SO - Soil	<b>Percent Solids:</b>	n/a <sup>a</sup>
<b>Method:</b>	SW846 8260B	<b>Project:</b> Romic Soil Investigation(Romic EPA) - 2081 Bay Road,East Palo Alto,CA	

## VOA 8260 List

CAS No.	Compound	Result	RL	MDL	Units	Q
156-60-5	trans-1,2-Dichloroethylene	ND	4.7	1.4	ug/kg	
10061-02-6	trans-1,3-Dichloropropene	ND	4.7	1.4	ug/kg	
100-41-4	Ethylbenzene	ND	4.7	1.4	ug/kg	
637-92-3	Ethyl tert-Butyl Ether	ND	4.7	1.4	ug/kg	
591-78-6	2-Hexanone	ND	38	4.7	ug/kg	
87-68-3	Hexachlorobutadiene	ND	4.7	0.94	ug/kg	
98-82-8	Isopropylbenzene	ND	4.7	1.4	ug/kg	
99-87-6	p-Isopropyltoluene	ND	4.7	1.4	ug/kg	
108-10-1	4-Methyl-2-pentanone	ND	38	14	ug/kg	
74-83-9	Methyl bromide	ND	4.7	2.4	ug/kg	
74-87-3	Methyl chloride	ND	4.7	1.4	ug/kg	
74-95-3	Methylene bromide	ND	4.7	2.4	ug/kg	
75-09-2	Methylene chloride	ND	24	15	ug/kg	
78-93-3	Methyl ethyl ketone	28.8	38	11	ug/kg	J
1634-04-4	Methyl Tert Butyl Ether	ND	4.7	0.94	ug/kg	
91-20-3	Naphthalene	ND	4.7	1.4	ug/kg	
103-65-1	n-Propylbenzene	ND	4.7	1.4	ug/kg	
100-42-5	Styrene	ND	4.7	0.94	ug/kg	
994-05-8	Tert-Amyl Methyl Ether	ND	4.7	1.1	ug/kg	
75-65-0	Tert Butyl Alcohol	ND	38	9.4	ug/kg	
630-20-6	1,1,1,2-Tetrachloroethane	ND	4.7	0.94	ug/kg	
71-55-6	1,1,1-Trichloroethane	ND	4.7	1.4	ug/kg	
79-34-5	1,1,2,2-Tetrachloroethane	ND	4.7	0.94	ug/kg	
79-00-5	1,1,2-Trichloroethane	ND	4.7	0.94	ug/kg	
87-61-6	1,2,3-Trichlorobenzene	ND	4.7	1.4	ug/kg	
96-18-4	1,2,3-Trichloropropane	ND	4.7	1.4	ug/kg	
120-82-1	1,2,4-Trichlorobenzene	ND	4.7	1.4	ug/kg	
95-63-6	1,2,4-Trimethylbenzene	ND	4.7	1.4	ug/kg	
108-67-8	1,3,5-Trimethylbenzene	ND	4.7	1.4	ug/kg	
127-18-4	Tetrachloroethylene	ND	4.7	3.3	ug/kg	
108-88-3	Toluene	ND	4.7	1.4	ug/kg	
79-01-6	Trichloroethylene	ND	4.7	0.94	ug/kg	
75-69-4	Trichlorofluoromethane	ND	4.7	1.1	ug/kg	
75-01-4	Vinyl chloride	ND	4.7	2.4	ug/kg	
1330-20-7	Xylene (total)	ND	9.4	3.8	ug/kg	

CAS No.	Surrogate Recoveries	Run# 1	Run# 2	Limits
1868-53-7	Dibromofluoromethane	112%		60-130%
2037-26-5	Toluene-D8	97%		60-130%

ND = Not detected MDL - Method Detection Limit

RL = Reporting Limit

E = Indicates value exceeds calibration range

J = Indicates an estimated value

B = Indicates analyte found in associated method blank

N = Indicates presumptive evidence of a compound

**Report of Analysis**

<b>Client Sample ID:</b>	Y11-3.1	<b>Date Sampled:</b>	07/12/11
<b>Lab Sample ID:</b>	C16957-8	<b>Date Received:</b>	07/13/11
<b>Matrix:</b>	SO - Soil	<b>Percent Solids:</b>	n/a <sup>a</sup>
<b>Method:</b>	SW846 8260B		
<b>Project:</b>	Romic Soil Investigation(Romic EPA) - 2081 Bay Road, East Palo Alto, CA		

**VOA 8260 List**

CAS No.	Surrogate Recoveries	Run# 1	Run# 2	Limits
460-00-4	4-Bromofluorobenzene	108%		60-130%

(a) All results reported on wet weight basis.

ND = Not detected      MDL - Method Detection Limit  
 RL = Reporting Limit  
 E = Indicates value exceeds calibration range

J = Indicates an estimated value  
 B = Indicates analyte found in associated method blank  
 N = Indicates presumptive evidence of a compound

## Report of Analysis

<b>Client Sample ID:</b> Y11-3.1		<b>Date Sampled:</b> 07/12/11
<b>Lab Sample ID:</b> C16957-8		<b>Date Received:</b> 07/13/11
<b>Matrix:</b> SO - Soil		<b>Percent Solids:</b> n/a <sup>a</sup>
<b>Method:</b> SW846 8015B		
<b>Project:</b> Romic Soil Investigation(Romic EPA) - 2081 Bay Road, East Palo Alto, CA		

Run #	File ID	DF	Analyzed	By	Prep Date	Prep Batch	Analytical Batch
Run #1	JK21127.D	1	07/21/11	TT	n/a	n/a	GJK875
Run #2							

Run #	Initial Weight
Run #1	5.00 g
Run #2	

**TPH Volatiles**

CAS No.	Compound	Result	RL	MDL	Units	Q
	TPH-GRO (C6-C10)	ND	0.10	0.050	mg/kg	
CAS No.	Surrogate Recoveries	Run# 1	Run# 2	Limits		
98-08-8	aaa-Trifluorotoluene	93%		60-157%		

(a) All results reported on wet weight basis.

ND = Not detected      MDL - Method Detection Limit  
 RL = Reporting Limit  
 E = Indicates value exceeds calibration range

J = Indicates an estimated value  
 B = Indicates analyte found in associated method blank  
 N = Indicates presumptive evidence of a compound

## Report of Analysis

<b>Client Sample ID:</b> Y11-3.1		<b>Date Sampled:</b> 07/12/11
<b>Lab Sample ID:</b> C16957-8		<b>Date Received:</b> 07/13/11
<b>Matrix:</b> SO - Soil		<b>Percent Solids:</b> n/a <sup>a</sup>
<b>Method:</b> SW846 8015B M SW846 3545A		
<b>Project:</b> Romic Soil Investigation(Romic EPA) - 2081 Bay Road, East Palo Alto, CA		

Run #	File ID	DF	Analyzed	By	Prep Date	Prep Batch	Analytical Batch
Run #1	HH15203.D	5	07/18/11	JH	07/15/11	OP4234	GHH523
Run #2							

Run #	Initial Weight	Final Volume
Run #1	10.1 g	1.0 ml
Run #2		

### TPH Extractable w/ Silica Gel Cleanup

CAS No.	Compound	Result	RL	MDL	Units	Q
	TPH (C10-C28)	335	50	25	mg/kg	
	TPH (> C28-C40)	437	99	50	mg/kg	

CAS No.	Surrogate Recoveries	Run# 1	Run# 2	Limits
630-01-3	Hexacosane	65%		45-140%

(a) All results reported on wet weight basis.

ND = Not detected      MDL - Method Detection Limit  
 RL = Reporting Limit  
 E = Indicates value exceeds calibration range

J = Indicates an estimated value  
 B = Indicates analyte found in associated method blank  
 N = Indicates presumptive evidence of a compound

## Report of Analysis

<b>Client Sample ID:</b>	Y11-3.1	<b>Date Sampled:</b>	07/12/11
<b>Lab Sample ID:</b>	C16957-8	<b>Date Received:</b>	07/13/11
<b>Matrix:</b>	SO - Soil	<b>Percent Solids:</b>	n/a <sup>a</sup>
<b>Project:</b>	Romic Soil Investigation(Romic EPA) - 2081 Bay Road, East Palo Alto, CA		

### Metals Analysis

Analyte	Result	RL	Units	DF	Prep	Analyzed By	Method	Prep Method
Cadmium	2.9	0.92	mg/kg	1	07/15/11	07/19/11 PH	SW846 6010B <sup>1</sup>	SW846 3050B <sup>2</sup>
Chromium	49.4	0.92	mg/kg	1	07/15/11	07/19/11 PH	SW846 6010B <sup>1</sup>	SW846 3050B <sup>2</sup>
Lead	156	1.8	mg/kg	1	07/15/11	07/19/11 PH	SW846 6010B <sup>1</sup>	SW846 3050B <sup>2</sup>

(1) Instrument QC Batch: MA1989

(2) Prep QC Batch: MP3707

(a) All results reported on wet weight basis.

RL = Reporting Limit

## Report of Analysis

<b>Client Sample ID:</b>	Y11-6.1	<b>Date Sampled:</b>	07/12/11
<b>Lab Sample ID:</b>	C16957-9	<b>Date Received:</b>	07/13/11
<b>Matrix:</b>	SO - Soil	<b>Percent Solids:</b>	n/a <sup>a</sup>
<b>Method:</b>	SW846 8260B	<b>Project:</b> Romic Soil Investigation(Romic EPA) - 2081 Bay Road, East Palo Alto, CA	

Run #	File ID	DF	Analyzed	By	Prep Date	Prep Batch	Analytical Batch
Run #1 <sup>b</sup>	M25799.D	1	07/21/11	TN	n/a	n/a	VM822
Run #2							

Run #	Initial Weight	Final Volume	Methanol Aliquot
Run #1	4.71 g	5.0 ml	100 ul
Run #2			

## VOA 8260 List

CAS No.	Compound	Result	RL	MDL	Units	Q
67-64-1	Acetone	ND	5300	1100	ug/kg	
71-43-2	Benzene	ND	270	80	ug/kg	
108-86-1	Bromobenzene	ND	270	80	ug/kg	
74-97-5	Bromochloromethane	ND	270	80	ug/kg	
75-27-4	Bromodichloromethane	ND	270	53	ug/kg	
75-25-2	Bromoform	ND	270	53	ug/kg	
104-51-8	n-Butylbenzene	ND	270	80	ug/kg	
135-98-8	sec-Butylbenzene	ND	270	80	ug/kg	
98-06-6	tert-Butylbenzene	ND	270	80	ug/kg	
108-90-7	Chlorobenzene	ND	270	80	ug/kg	
75-00-3	Chloroethane	ND	270	80	ug/kg	
67-66-3	Chloroform	ND	270	80	ug/kg	
95-49-8	o-Chlorotoluene	ND	270	80	ug/kg	
106-43-4	p-Chlorotoluene	ND	270	80	ug/kg	
56-23-5	Carbon tetrachloride	ND	270	53	ug/kg	
75-34-3	1,1-Dichloroethane	ND	270	53	ug/kg	
75-35-4	1,1-Dichloroethylene	ND	270	80	ug/kg	
563-58-6	1,1-Dichloropropene	ND	270	80	ug/kg	
96-12-8	1,2-Dibromo-3-chloropropane	ND	270	53	ug/kg	
106-93-4	1,2-Dibromoethane	ND	270	53	ug/kg	
107-06-2	1,2-Dichloroethane	ND	270	80	ug/kg	
78-87-5	1,2-Dichloropropane	ND	270	80	ug/kg	
142-28-9	1,3-Dichloropropane	ND	270	80	ug/kg	
108-20-3	Di-Isopropyl ether	ND	270	80	ug/kg	
594-20-7	2,2-Dichloropropane	ND	270	80	ug/kg	
124-48-1	Dibromochloromethane	ND	270	53	ug/kg	
75-71-8	Dichlorodifluoromethane	ND	270	53	ug/kg	
156-59-2	cis-1,2-Dichloroethylene	ND	270	80	ug/kg	
10061-01-5	cis-1,3-Dichloropropene	ND	270	80	ug/kg	
541-73-1	m-Dichlorobenzene	ND	270	80	ug/kg	
95-50-1	o-Dichlorobenzene	ND	270	80	ug/kg	
106-46-7	p-Dichlorobenzene	ND	270	80	ug/kg	

ND = Not detected MDL - Method Detection Limit

RL = Reporting Limit

E = Indicates value exceeds calibration range

J = Indicates an estimated value

B = Indicates analyte found in associated method blank

N = Indicates presumptive evidence of a compound

## Report of Analysis

<b>Client Sample ID:</b>	Y11-6.1	<b>Date Sampled:</b>	07/12/11
<b>Lab Sample ID:</b>	C16957-9	<b>Date Received:</b>	07/13/11
<b>Matrix:</b>	SO - Soil	<b>Percent Solids:</b>	n/a <sup>a</sup>
<b>Method:</b>	SW846 8260B	<b>Project:</b> Romic Soil Investigation(Romic EPA) - 2081 Bay Road,East Palo Alto,CA	

## VOA 8260 List

CAS No.	Compound	Result	RL	MDL	Units	Q
156-60-5	trans-1,2-Dichloroethylene	ND	270	80	ug/kg	
10061-02-6	trans-1,3-Dichloropropene	ND	270	80	ug/kg	
100-41-4	Ethylbenzene	ND	270	80	ug/kg	
637-92-3	Ethyl tert-Butyl Ether	ND	270	80	ug/kg	
591-78-6	2-Hexanone	ND	2100	270	ug/kg	
87-68-3	Hexachlorobutadiene	ND	270	53	ug/kg	
98-82-8	Isopropylbenzene	ND	270	80	ug/kg	
99-87-6	p-Isopropyltoluene	ND	270	80	ug/kg	
108-10-1	4-Methyl-2-pentanone	ND	2100	800	ug/kg	
74-83-9	Methyl bromide	ND	270	130	ug/kg	
74-87-3	Methyl chloride	ND	270	80	ug/kg	
74-95-3	Methylene bromide	ND	270	130	ug/kg	
75-09-2	Methylene chloride	ND	1300	850	ug/kg	
78-93-3	Methyl ethyl ketone	ND	2100	640	ug/kg	
1634-04-4	Methyl Tert Butyl Ether	ND	270	53	ug/kg	
91-20-3	Naphthalene	ND	270	80	ug/kg	
103-65-1	n-Propylbenzene	ND	270	80	ug/kg	
100-42-5	Styrene	ND	270	53	ug/kg	
994-05-8	Tert-Amyl Methyl Ether	ND	270	64	ug/kg	
75-65-0	Tert Butyl Alcohol	ND	2100	530	ug/kg	
630-20-6	1,1,1,2-Tetrachloroethane	ND	270	53	ug/kg	
71-55-6	1,1,1-Trichloroethane	ND	270	80	ug/kg	
79-34-5	1,1,2,2-Tetrachloroethane	ND	270	53	ug/kg	
79-00-5	1,1,2-Trichloroethane	ND	270	53	ug/kg	
87-61-6	1,2,3-Trichlorobenzene	ND	270	80	ug/kg	
96-18-4	1,2,3-Trichloropropane	ND	270	80	ug/kg	
120-82-1	1,2,4-Trichlorobenzene	ND	270	80	ug/kg	
95-63-6	1,2,4-Trimethylbenzene	ND	270	80	ug/kg	
108-67-8	1,3,5-Trimethylbenzene	ND	270	80	ug/kg	
127-18-4	Tetrachloroethylene	ND	270	190	ug/kg	
108-88-3	Toluene	ND	270	80	ug/kg	
79-01-6	Trichloroethylene	ND	270	53	ug/kg	
75-69-4	Trichlorofluoromethane	ND	270	64	ug/kg	
75-01-4	Vinyl chloride	ND	270	130	ug/kg	
1330-20-7	Xylene (total)	ND	530	210	ug/kg	

CAS No.	Surrogate Recoveries	Run# 1	Run# 2	Limits
1868-53-7	Dibromofluoromethane	106%		60-130%
2037-26-5	Toluene-D8	97%		60-130%

ND = Not detected MDL - Method Detection Limit

RL = Reporting Limit

E = Indicates value exceeds calibration range

J = Indicates an estimated value

B = Indicates analyte found in associated method blank

N = Indicates presumptive evidence of a compound



**Report of Analysis**

<b>Client Sample ID:</b>	Y11-6.1	<b>Date Sampled:</b>	07/12/11
<b>Lab Sample ID:</b>	C16957-9	<b>Date Received:</b>	07/13/11
<b>Matrix:</b>	SO - Soil	<b>Percent Solids:</b>	n/a <sup>a</sup>
<b>Method:</b>	SW846 8260B	<b>Project:</b> Romic Soil Investigation(Romic EPA) - 2081 Bay Road, East Palo Alto, CA	

**VOA 8260 List**

CAS No.	Surrogate Recoveries	Run# 1	Run# 2	Limits
460-00-4	4-Bromofluorobenzene	108%		60-130%

(a) All results reported on wet weight basis.

(b) Dilution required due to high concentration of non-target hydrocarbons.

ND = Not detected      MDL - Method Detection Limit  
 RL = Reporting Limit  
 E = Indicates value exceeds calibration range

J = Indicates an estimated value  
 B = Indicates analyte found in associated method blank  
 N = Indicates presumptive evidence of a compound

## Report of Analysis

<b>Client Sample ID:</b>	Y11-6.1	<b>Date Sampled:</b>	07/12/11
<b>Lab Sample ID:</b>	C16957-9	<b>Date Received:</b>	07/13/11
<b>Matrix:</b>	SO - Soil	<b>Percent Solids:</b>	n/a <sup>a</sup>
<b>Method:</b>	SW846 8015B	<b>Project:</b> Romic Soil Investigation(Romic EPA) - 2081 Bay Road, East Palo Alto, CA	

Run #	File ID	DF	Analyzed	By	Prep Date	Prep Batch	Analytical Batch
Run #1	JK21128.D	1	07/21/11	TT	n/a	n/a	GJK875
Run #2							

Run #	Initial Weight
Run #1	5.00 g
Run #2	

## TPH Volatiles

CAS No.	Compound	Result	RL	MDL	Units	Q
	TPH-GRO (C6-C10) <sup>b</sup>	0.847	0.10	0.050	mg/kg	

CAS No.	Surrogate Recoveries	Run# 1	Run# 2	Limits
98-08-8	aaa-Trifluorotoluene	92%		60-157%

(a) All results reported on wet weight basis.

(b) Atypical pattern. Value due to unknown hydrocarbon(s).

ND = Not detected      MDL - Method Detection Limit

RL = Reporting Limit

E = Indicates value exceeds calibration range

J = Indicates an estimated value

B = Indicates analyte found in associated method blank

N = Indicates presumptive evidence of a compound

## Report of Analysis

<b>Client Sample ID:</b>	Y11-6.1	<b>Date Sampled:</b>	07/12/11
<b>Lab Sample ID:</b>	C16957-9	<b>Date Received:</b>	07/13/11
<b>Matrix:</b>	SO - Soil	<b>Percent Solids:</b>	n/a <sup>a</sup>
<b>Method:</b>	SW846 8015B M SW846 3545A	<b>Project:</b> Romic Soil Investigation(Romic EPA) - 2081 Bay Road, East Palo Alto, CA	

Run #	File ID	DF	Analyzed	By	Prep Date	Prep Batch	Analytical Batch
Run #1	GG26822.D	1	07/17/11	JH	07/15/11	OP4234	GGG723
Run #2							

Run #	Initial Weight	Final Volume
Run #1	10.2 g	1.0 ml
Run #2		

## TPH Extractable w/ Silica Gel Cleanup

CAS No.	Compound	Result	RL	MDL	Units	Q
	TPH (C10-C28)	16.0	9.8	4.9	mg/kg	
	TPH (> C28-C40)	ND	20	9.8	mg/kg	

CAS No.	Surrogate Recoveries	Run# 1	Run# 2	Limits
630-01-3	Hexacosane	55%		45-140%

(a) All results reported on wet weight basis.

ND = Not detected      MDL - Method Detection Limit  
 RL = Reporting Limit  
 E = Indicates value exceeds calibration range

J = Indicates an estimated value  
 B = Indicates analyte found in associated method blank  
 N = Indicates presumptive evidence of a compound

## Report of Analysis

<b>Client Sample ID:</b> Y11-6.1		<b>Date Sampled:</b> 07/12/11
<b>Lab Sample ID:</b> C16957-9		<b>Date Received:</b> 07/13/11
<b>Matrix:</b> SO - Soil		<b>Percent Solids:</b> n/a <sup>a</sup>
<b>Project:</b> Romic Soil Investigation(Romic EPA) - 2081 Bay Road, East Palo Alto, CA		

### Metals Analysis

Analyte	Result	RL	Units	DF	Prep	Analyzed By	Method	Prep Method
Cadmium	< 0.91	0.91	mg/kg	1	07/15/11	07/19/11 PH	SW846 6010B <sup>1</sup>	SW846 3050B <sup>2</sup>
Chromium	34.8	0.91	mg/kg	1	07/15/11	07/19/11 PH	SW846 6010B <sup>1</sup>	SW846 3050B <sup>2</sup>
Lead	5.5	1.8	mg/kg	1	07/15/11	07/19/11 PH	SW846 6010B <sup>1</sup>	SW846 3050B <sup>2</sup>

(1) Instrument QC Batch: MA1989

(2) Prep QC Batch: MP3707

(a) All results reported on wet weight basis.

---

RL = Reporting Limit

## Report of Analysis

Page 1 of 3

<b>Client Sample ID:</b>	X9-1.8	<b>Date Sampled:</b>	07/12/11
<b>Lab Sample ID:</b>	C16957-10	<b>Date Received:</b>	07/13/11
<b>Matrix:</b>	SO - Soil	<b>Percent Solids:</b>	n/a <sup>a</sup>
<b>Method:</b>	SW846 8260B	<b>Project:</b> Romic Soil Investigation(Romic EPA) - 2081 Bay Road, East Palo Alto, CA	

Run #	File ID	DF	Analyzed	By	Prep Date	Prep Batch	Analytical Batch
Run #1	M25822.D	1	07/22/11	TN	n/a	n/a	VM823
Run #2							

Run #	Initial Weight
Run #1	4.55 g
Run #2	

## VOA 8260 List

CAS No.	Compound	Result	RL	MDL	Units	Q
67-64-1	Acetone	58.3	110	22	ug/kg	J
71-43-2	Benzene	ND	5.5	1.6	ug/kg	
108-86-1	Bromobenzene	ND	5.5	1.6	ug/kg	
74-97-5	Bromochloromethane	ND	5.5	1.6	ug/kg	
75-27-4	Bromodichloromethane	ND	5.5	1.1	ug/kg	
75-25-2	Bromoform	ND	5.5	1.1	ug/kg	
104-51-8	n-Butylbenzene	ND	5.5	1.6	ug/kg	
135-98-8	sec-Butylbenzene	ND	5.5	1.6	ug/kg	
98-06-6	tert-Butylbenzene	ND	5.5	1.6	ug/kg	
108-90-7	Chlorobenzene	ND	5.5	1.6	ug/kg	
75-00-3	Chloroethane	ND	5.5	1.6	ug/kg	
67-66-3	Chloroform	ND	5.5	1.6	ug/kg	
95-49-8	o-Chlorotoluene	ND	5.5	1.6	ug/kg	
106-43-4	p-Chlorotoluene	ND	5.5	1.6	ug/kg	
56-23-5	Carbon tetrachloride	ND	5.5	1.1	ug/kg	
75-34-3	1,1-Dichloroethane	ND	5.5	1.1	ug/kg	
75-35-4	1,1-Dichloroethylene	ND	5.5	1.6	ug/kg	
563-58-6	1,1-Dichloropropene	ND	5.5	1.6	ug/kg	
96-12-8	1,2-Dibromo-3-chloropropane	ND	5.5	1.1	ug/kg	
106-93-4	1,2-Dibromoethane	ND	5.5	1.1	ug/kg	
107-06-2	1,2-Dichloroethane	ND	5.5	1.6	ug/kg	
78-87-5	1,2-Dichloropropane	ND	5.5	1.6	ug/kg	
142-28-9	1,3-Dichloropropane	ND	5.5	1.6	ug/kg	
108-20-3	Di-Isopropyl ether	ND	5.5	1.6	ug/kg	
594-20-7	2,2-Dichloropropane	ND	5.5	1.6	ug/kg	
124-48-1	Dibromochloromethane	ND	5.5	1.1	ug/kg	
75-71-8	Dichlorodifluoromethane	ND	5.5	1.1	ug/kg	
156-59-2	cis-1,2-Dichloroethylene	ND	5.5	1.6	ug/kg	
10061-01-5	cis-1,3-Dichloropropene	ND	5.5	1.6	ug/kg	
541-73-1	m-Dichlorobenzene	ND	5.5	1.6	ug/kg	
95-50-1	o-Dichlorobenzene	ND	5.5	1.6	ug/kg	
106-46-7	p-Dichlorobenzene	ND	5.5	1.6	ug/kg	

ND = Not detected MDL - Method Detection Limit

RL = Reporting Limit

E = Indicates value exceeds calibration range

J = Indicates an estimated value

B = Indicates analyte found in associated method blank

N = Indicates presumptive evidence of a compound

## Report of Analysis

<b>Client Sample ID:</b>	X9-1.8	<b>Date Sampled:</b>	07/12/11
<b>Lab Sample ID:</b>	C16957-10	<b>Date Received:</b>	07/13/11
<b>Matrix:</b>	SO - Soil	<b>Percent Solids:</b>	n/a <sup>a</sup>
<b>Method:</b>	SW846 8260B	<b>Project:</b> Romic Soil Investigation(Romic EPA) - 2081 Bay Road,East Palo Alto,CA	

## VOA 8260 List

CAS No.	Compound	Result	RL	MDL	Units	Q
156-60-5	trans-1,2-Dichloroethylene	ND	5.5	1.6	ug/kg	
10061-02-6	trans-1,3-Dichloropropene	ND	5.5	1.6	ug/kg	
100-41-4	Ethylbenzene	ND	5.5	1.6	ug/kg	
637-92-3	Ethyl tert-Butyl Ether	ND	5.5	1.6	ug/kg	
591-78-6	2-Hexanone	ND	44	5.5	ug/kg	
87-68-3	Hexachlorobutadiene	ND	5.5	1.1	ug/kg	
98-82-8	Isopropylbenzene	ND	5.5	1.6	ug/kg	
99-87-6	p-Isopropyltoluene	ND	5.5	1.6	ug/kg	
108-10-1	4-Methyl-2-pentanone	ND	44	16	ug/kg	
74-83-9	Methyl bromide	ND	5.5	2.7	ug/kg	
74-87-3	Methyl chloride	ND	5.5	1.6	ug/kg	
74-95-3	Methylene bromide	ND	5.5	2.7	ug/kg	
75-09-2	Methylene chloride	ND	27	18	ug/kg	
78-93-3	Methyl ethyl ketone	ND	44	13	ug/kg	
1634-04-4	Methyl Tert Butyl Ether	ND	5.5	1.1	ug/kg	
91-20-3	Naphthalene	ND	5.5	1.6	ug/kg	
103-65-1	n-Propylbenzene	ND	5.5	1.6	ug/kg	
100-42-5	Styrene	ND	5.5	1.1	ug/kg	
994-05-8	Tert-Amyl Methyl Ether	ND	5.5	1.3	ug/kg	
75-65-0	Tert Butyl Alcohol	ND	44	11	ug/kg	
630-20-6	1,1,1,2-Tetrachloroethane	ND	5.5	1.1	ug/kg	
71-55-6	1,1,1-Trichloroethane	ND	5.5	1.6	ug/kg	
79-34-5	1,1,2,2-Tetrachloroethane	ND	5.5	1.1	ug/kg	
79-00-5	1,1,2-Trichloroethane	ND	5.5	1.1	ug/kg	
87-61-6	1,2,3-Trichlorobenzene	ND	5.5	1.6	ug/kg	
96-18-4	1,2,3-Trichloropropane	ND	5.5	1.6	ug/kg	
120-82-1	1,2,4-Trichlorobenzene	ND	5.5	1.6	ug/kg	
95-63-6	1,2,4-Trimethylbenzene	ND	5.5	1.6	ug/kg	
108-67-8	1,3,5-Trimethylbenzene	ND	5.5	1.6	ug/kg	
127-18-4	Tetrachloroethylene	ND	5.5	3.8	ug/kg	
108-88-3	Toluene	ND	5.5	1.6	ug/kg	
79-01-6	Trichloroethylene	ND	5.5	1.1	ug/kg	
75-69-4	Trichlorofluoromethane	ND	5.5	1.3	ug/kg	
75-01-4	Vinyl chloride	ND	5.5	2.7	ug/kg	
1330-20-7	Xylene (total)	ND	11	4.4	ug/kg	

CAS No.	Surrogate Recoveries	Run# 1	Run# 2	Limits
1868-53-7	Dibromofluoromethane	113%		60-130%
2037-26-5	Toluene-D8	98%		60-130%

ND = Not detected MDL - Method Detection Limit

RL = Reporting Limit

E = Indicates value exceeds calibration range

J = Indicates an estimated value

B = Indicates analyte found in associated method blank

N = Indicates presumptive evidence of a compound

## Report of Analysis

<b>Client Sample ID:</b>	X9-1.8		
<b>Lab Sample ID:</b>	C16957-10	<b>Date Sampled:</b>	07/12/11
<b>Matrix:</b>	SO - Soil	<b>Date Received:</b>	07/13/11
<b>Method:</b>	SW846 8260B	<b>Percent Solids:</b>	n/a <sup>a</sup>
<b>Project:</b>	Romic Soil Investigation(Romic EPA) - 2081 Bay Road, East Palo Alto, CA		

### VOA 8260 List

CAS No.	Surrogate Recoveries	Run# 1	Run# 2	Limits
460-00-4	4-Bromofluorobenzene	106%		60-130%

(a) All results reported on wet weight basis.

ND = Not detected      MDL - Method Detection Limit  
 RL = Reporting Limit  
 E = Indicates value exceeds calibration range

J = Indicates an estimated value  
 B = Indicates analyte found in associated method blank  
 N = Indicates presumptive evidence of a compound

## Report of Analysis

<b>Client Sample ID:</b> X9-1.8		<b>Date Sampled:</b> 07/12/11
<b>Lab Sample ID:</b> C16957-10		<b>Date Received:</b> 07/13/11
<b>Matrix:</b> SO - Soil		<b>Percent Solids:</b> n/a <sup>a</sup>
<b>Method:</b> SW846 8015B		
<b>Project:</b> Romic Soil Investigation(Romic EPA) - 2081 Bay Road, East Palo Alto, CA		

Run #	File ID	DF	Analyzed	By	Prep Date	Prep Batch	Analytical Batch
Run #1	JK21143.D	1	07/21/11	TT	n/a	n/a	GJK876
Run #2							

Run #	Initial Weight
Run #1	5.20 g
Run #2	

**TPH Volatiles**

CAS No.	Compound	Result	RL	MDL	Units	Q
	TPH-GRO (C6-C10)	ND	0.096	0.048	mg/kg	
CAS No.	Surrogate Recoveries	Run# 1	Run# 2	Limits		
98-08-8	aaa-Trifluorotoluene	89%		60-157%		

(a) All results reported on wet weight basis.

ND = Not detected      MDL - Method Detection Limit  
 RL = Reporting Limit  
 E = Indicates value exceeds calibration range

J = Indicates an estimated value  
 B = Indicates analyte found in associated method blank  
 N = Indicates presumptive evidence of a compound



### Report of Analysis

<b>Client Sample ID:</b> X9-1.8		
<b>Lab Sample ID:</b> C16957-10		<b>Date Sampled:</b> 07/12/11
<b>Matrix:</b> SO - Soil		<b>Date Received:</b> 07/13/11
<b>Method:</b> SW846 8015B M SW846 3545A		<b>Percent Solids:</b> n/a <sup>a</sup>
<b>Project:</b> Romic Soil Investigation(Romic EPA) - 2081 Bay Road, East Palo Alto, CA		

Run #	File ID	DF	Analyzed	By	Prep Date	Prep Batch	Analytical Batch
Run #1	HH15139.D	1	07/17/11	JH	07/15/11	OP4237	GHH521
Run #2							

Run #	Initial Weight	Final Volume
Run #1	10.2 g	1.0 ml
Run #2		

**TPH Extractable w/ Silica Gel Cleanup**

CAS No.	Compound	Result	RL	MDL	Units	Q
	TPH (C10-C28)	26.1	9.8	4.9	mg/kg	
	TPH (> C28-C40)	126	20	9.8	mg/kg	

CAS No.	Surrogate Recoveries	Run# 1	Run# 2	Limits
630-01-3	Hexacosane	74%		45-140%

(a) All results reported on wet weight basis.

ND = Not detected      MDL - Method Detection Limit  
 RL = Reporting Limit  
 E = Indicates value exceeds calibration range

J = Indicates an estimated value  
 B = Indicates analyte found in associated method blank  
 N = Indicates presumptive evidence of a compound

## Report of Analysis

<b>Client Sample ID:</b>	X9-1.8	<b>Date Sampled:</b>	07/12/11
<b>Lab Sample ID:</b>	C16957-10	<b>Date Received:</b>	07/13/11
<b>Matrix:</b>	SO - Soil	<b>Percent Solids:</b>	n/a <sup>a</sup>
<b>Project:</b>	Romic Soil Investigation(Romic EPA) - 2081 Bay Road, East Palo Alto, CA		

## Metals Analysis

Analyte	Result	RL	Units	DF	Prep	Analyzed By	Method	Prep Method
Cadmium	< 0.93	0.93	mg/kg	1	07/15/11	07/19/11 PH	SW846 6010B <sup>1</sup>	SW846 3050B <sup>2</sup>
Chromium	206	0.93	mg/kg	1	07/15/11	07/19/11 PH	SW846 6010B <sup>1</sup>	SW846 3050B <sup>2</sup>
Lead	16.3	1.9	mg/kg	1	07/15/11	07/19/11 PH	SW846 6010B <sup>1</sup>	SW846 3050B <sup>2</sup>

(1) Instrument QC Batch: MA1989

(2) Prep QC Batch: MP3707

(a) All results reported on wet weight basis.

RL = Reporting Limit

## Report of Analysis

<b>Client Sample ID:</b>	X9-4.1	<b>Date Sampled:</b>	07/12/11
<b>Lab Sample ID:</b>	C16957-11	<b>Date Received:</b>	07/13/11
<b>Matrix:</b>	SO - Soil	<b>Percent Solids:</b>	n/a <sup>a</sup>
<b>Method:</b>	SW846 8260B	<b>Project:</b> Romic Soil Investigation(Romic EPA) - 2081 Bay Road, East Palo Alto, CA	

Run #	File ID	DF	Analyzed	By	Prep Date	Prep Batch	Analytical Batch
Run #1	M25823.D	1	07/22/11	TN	n/a	n/a	VM823
Run #2							

Run #	Initial Weight
Run #1	4.38 g
Run #2	

## VOA 8260 List

CAS No.	Compound	Result	RL	MDL	Units	Q
67-64-1	Acetone	ND	110	23	ug/kg	
71-43-2	Benzene	ND	5.7	1.7	ug/kg	
108-86-1	Bromobenzene	ND	5.7	1.7	ug/kg	
74-97-5	Bromochloromethane	ND	5.7	1.7	ug/kg	
75-27-4	Bromodichloromethane	ND	5.7	1.1	ug/kg	
75-25-2	Bromoform	ND	5.7	1.1	ug/kg	
104-51-8	n-Butylbenzene	ND	5.7	1.7	ug/kg	
135-98-8	sec-Butylbenzene	ND	5.7	1.7	ug/kg	
98-06-6	tert-Butylbenzene	ND	5.7	1.7	ug/kg	
108-90-7	Chlorobenzene	ND	5.7	1.7	ug/kg	
75-00-3	Chloroethane	ND	5.7	1.7	ug/kg	
67-66-3	Chloroform	ND	5.7	1.7	ug/kg	
95-49-8	o-Chlorotoluene	ND	5.7	1.7	ug/kg	
106-43-4	p-Chlorotoluene	ND	5.7	1.7	ug/kg	
56-23-5	Carbon tetrachloride	ND	5.7	1.1	ug/kg	
75-34-3	1,1-Dichloroethane	ND	5.7	1.1	ug/kg	
75-35-4	1,1-Dichloroethylene	ND	5.7	1.7	ug/kg	
563-58-6	1,1-Dichloropropene	ND	5.7	1.7	ug/kg	
96-12-8	1,2-Dibromo-3-chloropropane	ND	5.7	1.1	ug/kg	
106-93-4	1,2-Dibromoethane	ND	5.7	1.1	ug/kg	
107-06-2	1,2-Dichloroethane	ND	5.7	1.7	ug/kg	
78-87-5	1,2-Dichloropropane	ND	5.7	1.7	ug/kg	
142-28-9	1,3-Dichloropropane	ND	5.7	1.7	ug/kg	
108-20-3	Di-Isopropyl ether	ND	5.7	1.7	ug/kg	
594-20-7	2,2-Dichloropropane	ND	5.7	1.7	ug/kg	
124-48-1	Dibromochloromethane	ND	5.7	1.1	ug/kg	
75-71-8	Dichlorodifluoromethane	ND	5.7	1.1	ug/kg	
156-59-2	cis-1,2-Dichloroethylene	ND	5.7	1.7	ug/kg	
10061-01-5	cis-1,3-Dichloropropene	ND	5.7	1.7	ug/kg	
541-73-1	m-Dichlorobenzene	ND	5.7	1.7	ug/kg	
95-50-1	o-Dichlorobenzene	ND	5.7	1.7	ug/kg	
106-46-7	p-Dichlorobenzene	ND	5.7	1.7	ug/kg	

ND = Not detected MDL - Method Detection Limit

RL = Reporting Limit

E = Indicates value exceeds calibration range

J = Indicates an estimated value

B = Indicates analyte found in associated method blank

N = Indicates presumptive evidence of a compound

## Report of Analysis

<b>Client Sample ID:</b>	X9-4.1	<b>Date Sampled:</b>	07/12/11
<b>Lab Sample ID:</b>	C16957-11	<b>Date Received:</b>	07/13/11
<b>Matrix:</b>	SO - Soil	<b>Percent Solids:</b>	n/a <sup>a</sup>
<b>Method:</b>	SW846 8260B	<b>Project:</b> Romic Soil Investigation(Romic EPA) - 2081 Bay Road,East Palo Alto,CA	

## VOA 8260 List

CAS No.	Compound	Result	RL	MDL	Units	Q
156-60-5	trans-1,2-Dichloroethylene	ND	5.7	1.7	ug/kg	
10061-02-6	trans-1,3-Dichloropropene	ND	5.7	1.7	ug/kg	
100-41-4	Ethylbenzene	ND	5.7	1.7	ug/kg	
637-92-3	Ethyl tert-Butyl Ether	ND	5.7	1.7	ug/kg	
591-78-6	2-Hexanone	ND	46	5.7	ug/kg	
87-68-3	Hexachlorobutadiene	ND	5.7	1.1	ug/kg	
98-82-8	Isopropylbenzene	ND	5.7	1.7	ug/kg	
99-87-6	p-Isopropyltoluene	ND	5.7	1.7	ug/kg	
108-10-1	4-Methyl-2-pentanone	ND	46	17	ug/kg	
74-83-9	Methyl bromide	ND	5.7	2.9	ug/kg	
74-87-3	Methyl chloride	ND	5.7	1.7	ug/kg	
74-95-3	Methylene bromide	ND	5.7	2.9	ug/kg	
75-09-2	Methylene chloride	ND	29	18	ug/kg	
78-93-3	Methyl ethyl ketone	ND	46	14	ug/kg	
1634-04-4	Methyl Tert Butyl Ether	ND	5.7	1.1	ug/kg	
91-20-3	Naphthalene	ND	5.7	1.7	ug/kg	
103-65-1	n-Propylbenzene	ND	5.7	1.7	ug/kg	
100-42-5	Styrene	ND	5.7	1.1	ug/kg	
994-05-8	Tert-Amyl Methyl Ether	ND	5.7	1.4	ug/kg	
75-65-0	Tert Butyl Alcohol	ND	46	11	ug/kg	
630-20-6	1,1,1,2-Tetrachloroethane	ND	5.7	1.1	ug/kg	
71-55-6	1,1,1-Trichloroethane	ND	5.7	1.7	ug/kg	
79-34-5	1,1,2,2-Tetrachloroethane	ND	5.7	1.1	ug/kg	
79-00-5	1,1,2-Trichloroethane	ND	5.7	1.1	ug/kg	
87-61-6	1,2,3-Trichlorobenzene	ND	5.7	1.7	ug/kg	
96-18-4	1,2,3-Trichloropropane	ND	5.7	1.7	ug/kg	
120-82-1	1,2,4-Trichlorobenzene	ND	5.7	1.7	ug/kg	
95-63-6	1,2,4-Trimethylbenzene	ND	5.7	1.7	ug/kg	
108-67-8	1,3,5-Trimethylbenzene	ND	5.7	1.7	ug/kg	
127-18-4	Tetrachloroethylene	ND	5.7	4.0	ug/kg	
108-88-3	Toluene	ND	5.7	1.7	ug/kg	
79-01-6	Trichloroethylene	ND	5.7	1.1	ug/kg	
75-69-4	Trichlorofluoromethane	ND	5.7	1.4	ug/kg	
75-01-4	Vinyl chloride	ND	5.7	2.9	ug/kg	
1330-20-7	Xylene (total)	ND	11	4.6	ug/kg	

CAS No.	Surrogate Recoveries	Run# 1	Run# 2	Limits
1868-53-7	Dibromofluoromethane	109%		60-130%
2037-26-5	Toluene-D8	98%		60-130%

ND = Not detected MDL - Method Detection Limit

RL = Reporting Limit

E = Indicates value exceeds calibration range

J = Indicates an estimated value

B = Indicates analyte found in associated method blank

N = Indicates presumptive evidence of a compound

## Report of Analysis

<b>Client Sample ID:</b> X9-4.1		<b>Date Sampled:</b> 07/12/11
<b>Lab Sample ID:</b> C16957-11		<b>Date Received:</b> 07/13/11
<b>Matrix:</b> SO - Soil		<b>Percent Solids:</b> n/a <sup>a</sup>
<b>Method:</b> SW846 8260B		
<b>Project:</b> Romic Soil Investigation(Romic EPA) - 2081 Bay Road, East Palo Alto, CA		

**VOA 8260 List**

CAS No.	Surrogate Recoveries	Run# 1	Run# 2	Limits
460-00-4	4-Bromofluorobenzene	108%		60-130%

(a) All results reported on wet weight basis.

ND = Not detected      MDL - Method Detection Limit  
 RL = Reporting Limit  
 E = Indicates value exceeds calibration range

J = Indicates an estimated value  
 B = Indicates analyte found in associated method blank  
 N = Indicates presumptive evidence of a compound

## Report of Analysis

<b>Client Sample ID:</b>	X9-4.1	
<b>Lab Sample ID:</b>	C16957-11	<b>Date Sampled:</b> 07/12/11
<b>Matrix:</b>	SO - Soil	<b>Date Received:</b> 07/13/11
<b>Method:</b>	SW846 8015B	<b>Percent Solids:</b> n/a <sup>a</sup>
<b>Project:</b>	Romic Soil Investigation(Romic EPA) - 2081 Bay Road, East Palo Alto, CA	

	File ID	DF	Analyzed	By	Prep Date	Prep Batch	Analytical Batch
Run #1	JK21130.D	1	07/21/11	TT	n/a	n/a	GJK875
Run #2							

	Initial Weight
Run #1	5.00 g
Run #2	

## TPH Volatiles

CAS No.	Compound	Result	RL	MDL	Units	Q
	TPH-GRO (C6-C10)	ND	0.10	0.050	mg/kg	

CAS No.	Surrogate Recoveries	Run# 1	Run# 2	Limits
98-08-8	aaa-Trifluorotoluene	94%		60-157%

(a) All results reported on wet weight basis.

ND = Not detected      MDL - Method Detection Limit  
 RL = Reporting Limit  
 E = Indicates value exceeds calibration range

J = Indicates an estimated value  
 B = Indicates analyte found in associated method blank  
 N = Indicates presumptive evidence of a compound

### Report of Analysis

<b>Client Sample ID:</b> X9-4.1		
<b>Lab Sample ID:</b> C16957-11		<b>Date Sampled:</b> 07/12/11
<b>Matrix:</b> SO - Soil		<b>Date Received:</b> 07/13/11
<b>Method:</b> SW846 8015B M SW846 3545A		<b>Percent Solids:</b> n/a <sup>a</sup>
<b>Project:</b> Romic Soil Investigation(Romic EPA) - 2081 Bay Road, East Palo Alto, CA		

	File ID	DF	Analyzed	By	Prep Date	Prep Batch	Analytical Batch
Run #1	GG26855.D	1	07/18/11	JH	07/15/11	OP4237	GGG724
Run #2							

	Initial Weight	Final Volume
Run #1	10.0 g	1.0 ml
Run #2		

**TPH Extractable w/ Silica Gel Cleanup**

CAS No.	Compound	Result	RL	MDL	Units	Q
	TPH (C10-C28)	ND	10	5.0	mg/kg	
	TPH (> C28-C40)	ND	20	10	mg/kg	

CAS No.	Surrogate Recoveries	Run# 1	Run# 2	Limits
630-01-3	Hexacosane	57%		45-140%

(a) All results reported on wet weight basis.

ND = Not detected      MDL - Method Detection Limit  
 RL = Reporting Limit  
 E = Indicates value exceeds calibration range

J = Indicates an estimated value  
 B = Indicates analyte found in associated method blank  
 N = Indicates presumptive evidence of a compound

## Report of Analysis

<b>Client Sample ID:</b>	X9-4.1	<b>Date Sampled:</b>	07/12/11
<b>Lab Sample ID:</b>	C16957-11	<b>Date Received:</b>	07/13/11
<b>Matrix:</b>	SO - Soil	<b>Percent Solids:</b>	n/a <sup>a</sup>
<b>Project:</b>	Romic Soil Investigation(Romic EPA) - 2081 Bay Road, East Palo Alto, CA		

### Metals Analysis

Analyte	Result	RL	Units	DF	Prep	Analyzed By	Method	Prep Method
Cadmium	< 0.90	0.90	mg/kg	1	07/15/11	07/19/11 PH	SW846 6010B <sup>1</sup>	SW846 3050B <sup>2</sup>
Chromium	36.3	0.90	mg/kg	1	07/15/11	07/19/11 PH	SW846 6010B <sup>1</sup>	SW846 3050B <sup>2</sup>
Lead	4.8	1.8	mg/kg	1	07/15/11	07/19/11 PH	SW846 6010B <sup>1</sup>	SW846 3050B <sup>2</sup>

(1) Instrument QC Batch: MA1989

(2) Prep QC Batch: MP3707

(a) All results reported on wet weight basis.

RL = Reporting Limit



## Report of Analysis

Page 1 of 3

<b>Client Sample ID:</b>	X9-7.1	
<b>Lab Sample ID:</b>	C16957-12	<b>Date Sampled:</b> 07/12/11
<b>Matrix:</b>	SO - Soil	<b>Date Received:</b> 07/13/11
<b>Method:</b>	SW846 8260B	<b>Percent Solids:</b> n/a <sup>a</sup>
<b>Project:</b>	Romic Soil Investigation(Romic EPA) - 2081 Bay Road, East Palo Alto, CA	

Run #	File ID	DF	Analyzed	By	Prep Date	Prep Batch	Analytical Batch
Run #1	M25824.D	1	07/22/11	TN	n/a	n/a	VM823
Run #2							

Run #	Initial Weight
Run #1	7.56 g
Run #2	

## VOA 8260 List

CAS No.	Compound	Result	RL	MDL	Units	Q
67-64-1	Acetone	ND	66	13	ug/kg	
71-43-2	Benzene	ND	3.3	0.99	ug/kg	
108-86-1	Bromobenzene	ND	3.3	0.99	ug/kg	
74-97-5	Bromochloromethane	ND	3.3	0.99	ug/kg	
75-27-4	Bromodichloromethane	ND	3.3	0.66	ug/kg	
75-25-2	Bromoform	ND	3.3	0.66	ug/kg	
104-51-8	n-Butylbenzene	ND	3.3	0.99	ug/kg	
135-98-8	sec-Butylbenzene	ND	3.3	0.99	ug/kg	
98-06-6	tert-Butylbenzene	ND	3.3	0.99	ug/kg	
108-90-7	Chlorobenzene	ND	3.3	0.99	ug/kg	
75-00-3	Chloroethane	ND	3.3	0.99	ug/kg	
67-66-3	Chloroform	ND	3.3	0.99	ug/kg	
95-49-8	o-Chlorotoluene	ND	3.3	0.99	ug/kg	
106-43-4	p-Chlorotoluene	ND	3.3	0.99	ug/kg	
56-23-5	Carbon tetrachloride	ND	3.3	0.66	ug/kg	
75-34-3	1,1-Dichloroethane	ND	3.3	0.66	ug/kg	
75-35-4	1,1-Dichloroethylene	ND	3.3	0.99	ug/kg	
563-58-6	1,1-Dichloropropene	ND	3.3	0.99	ug/kg	
96-12-8	1,2-Dibromo-3-chloropropane	ND	3.3	0.66	ug/kg	
106-93-4	1,2-Dibromoethane	ND	3.3	0.66	ug/kg	
107-06-2	1,2-Dichloroethane	ND	3.3	0.99	ug/kg	
78-87-5	1,2-Dichloropropane	ND	3.3	0.99	ug/kg	
142-28-9	1,3-Dichloropropane	ND	3.3	0.99	ug/kg	
108-20-3	Di-Isopropyl ether	ND	3.3	0.99	ug/kg	
594-20-7	2,2-Dichloropropane	ND	3.3	0.99	ug/kg	
124-48-1	Dibromochloromethane	ND	3.3	0.66	ug/kg	
75-71-8	Dichlorodifluoromethane	ND	3.3	0.66	ug/kg	
156-59-2	cis-1,2-Dichloroethylene	2.0	3.3	0.99	ug/kg	J
10061-01-5	cis-1,3-Dichloropropene	ND	3.3	0.99	ug/kg	
541-73-1	m-Dichlorobenzene	ND	3.3	0.99	ug/kg	
95-50-1	o-Dichlorobenzene	ND	3.3	0.99	ug/kg	
106-46-7	p-Dichlorobenzene	ND	3.3	0.99	ug/kg	

ND = Not detected MDL - Method Detection Limit

RL = Reporting Limit

E = Indicates value exceeds calibration range

J = Indicates an estimated value

B = Indicates analyte found in associated method blank

N = Indicates presumptive evidence of a compound

## Report of Analysis

<b>Client Sample ID:</b>	X9-7.1	<b>Date Sampled:</b>	07/12/11
<b>Lab Sample ID:</b>	C16957-12	<b>Date Received:</b>	07/13/11
<b>Matrix:</b>	SO - Soil	<b>Percent Solids:</b>	n/a <sup>a</sup>
<b>Method:</b>	SW846 8260B	<b>Project:</b> Romic Soil Investigation(Romic EPA) - 2081 Bay Road,East Palo Alto,CA	

## VOA 8260 List

CAS No.	Compound	Result	RL	MDL	Units	Q
156-60-5	trans-1,2-Dichloroethylene	ND	3.3	0.99	ug/kg	
10061-02-6	trans-1,3-Dichloropropene	ND	3.3	0.99	ug/kg	
100-41-4	Ethylbenzene	ND	3.3	0.99	ug/kg	
637-92-3	Ethyl tert-Butyl Ether	ND	3.3	0.99	ug/kg	
591-78-6	2-Hexanone	ND	26	3.3	ug/kg	
87-68-3	Hexachlorobutadiene	ND	3.3	0.66	ug/kg	
98-82-8	Isopropylbenzene	ND	3.3	0.99	ug/kg	
99-87-6	p-Isopropyltoluene	ND	3.3	0.99	ug/kg	
108-10-1	4-Methyl-2-pentanone	ND	26	9.9	ug/kg	
74-83-9	Methyl bromide	ND	3.3	1.7	ug/kg	
74-87-3	Methyl chloride	ND	3.3	0.99	ug/kg	
74-95-3	Methylene bromide	ND	3.3	1.7	ug/kg	
75-09-2	Methylene chloride	ND	17	11	ug/kg	
78-93-3	Methyl ethyl ketone	ND	26	7.9	ug/kg	
1634-04-4	Methyl Tert Butyl Ether	ND	3.3	0.66	ug/kg	
91-20-3	Naphthalene	ND	3.3	0.99	ug/kg	
103-65-1	n-Propylbenzene	ND	3.3	0.99	ug/kg	
100-42-5	Styrene	ND	3.3	0.66	ug/kg	
994-05-8	Tert-Amyl Methyl Ether	ND	3.3	0.79	ug/kg	
75-65-0	Tert Butyl Alcohol	ND	26	6.6	ug/kg	
630-20-6	1,1,1,2-Tetrachloroethane	ND	3.3	0.66	ug/kg	
71-55-6	1,1,1-Trichloroethane	ND	3.3	0.99	ug/kg	
79-34-5	1,1,2,2-Tetrachloroethane	ND	3.3	0.66	ug/kg	
79-00-5	1,1,2-Trichloroethane	ND	3.3	0.66	ug/kg	
87-61-6	1,2,3-Trichlorobenzene	ND	3.3	0.99	ug/kg	
96-18-4	1,2,3-Trichloropropane	ND	3.3	0.99	ug/kg	
120-82-1	1,2,4-Trichlorobenzene	ND	3.3	0.99	ug/kg	
95-63-6	1,2,4-Trimethylbenzene	ND	3.3	0.99	ug/kg	
108-67-8	1,3,5-Trimethylbenzene	ND	3.3	0.99	ug/kg	
127-18-4	Tetrachloroethylene	ND	3.3	2.3	ug/kg	
108-88-3	Toluene	ND	3.3	0.99	ug/kg	
79-01-6	Trichloroethylene	ND	3.3	0.66	ug/kg	
75-69-4	Trichlorofluoromethane	ND	3.3	0.79	ug/kg	
75-01-4	Vinyl chloride	ND	3.3	1.7	ug/kg	
1330-20-7	Xylene (total)	ND	6.6	2.6	ug/kg	

CAS No.	Surrogate Recoveries	Run# 1	Run# 2	Limits
1868-53-7	Dibromofluoromethane	110%		60-130%
2037-26-5	Toluene-D8	98%		60-130%

ND = Not detected MDL - Method Detection Limit

RL = Reporting Limit

E = Indicates value exceeds calibration range

J = Indicates an estimated value

B = Indicates analyte found in associated method blank

N = Indicates presumptive evidence of a compound

## Report of Analysis

<b>Client Sample ID:</b>	X9-7.1	
<b>Lab Sample ID:</b>	C16957-12	<b>Date Sampled:</b> 07/12/11
<b>Matrix:</b>	SO - Soil	<b>Date Received:</b> 07/13/11
<b>Method:</b>	SW846 8260B	<b>Percent Solids:</b> n/a <sup>a</sup>
<b>Project:</b>	Romic Soil Investigation(Romic EPA) - 2081 Bay Road, East Palo Alto, CA	

### VOA 8260 List

CAS No.	Surrogate Recoveries	Run# 1	Run# 2	Limits
460-00-4	4-Bromofluorobenzene	108%		60-130%

(a) All results reported on wet weight basis.

ND = Not detected      MDL - Method Detection Limit  
 RL = Reporting Limit  
 E = Indicates value exceeds calibration range

J = Indicates an estimated value  
 B = Indicates analyte found in associated method blank  
 N = Indicates presumptive evidence of a compound

## Report of Analysis

<b>Client Sample ID:</b>	X9-7.1	
<b>Lab Sample ID:</b>	C16957-12	<b>Date Sampled:</b> 07/12/11
<b>Matrix:</b>	SO - Soil	<b>Date Received:</b> 07/13/11
<b>Method:</b>	SW846 8015B	<b>Percent Solids:</b> n/a <sup>a</sup>
<b>Project:</b>	Romic Soil Investigation(Romic EPA) - 2081 Bay Road, East Palo Alto, CA	

	File ID	DF	Analyzed	By	Prep Date	Prep Batch	Analytical Batch
Run #1	JK21131.D	1	07/21/11	TT	n/a	n/a	GJK875
Run #2							

	Initial Weight
Run #1	5.28 g
Run #2	

## TPH Volatiles

CAS No.	Compound	Result	RL	MDL	Units	Q
	TPH-GRO (C6-C10)	ND	0.095	0.047	mg/kg	

CAS No.	Surrogate Recoveries	Run# 1	Run# 2	Limits
98-08-8	aaa-Trifluorotoluene	92%		60-157%

(a) All results reported on wet weight basis.

ND = Not detected      MDL - Method Detection Limit  
 RL = Reporting Limit  
 E = Indicates value exceeds calibration range

J = Indicates an estimated value  
 B = Indicates analyte found in associated method blank  
 N = Indicates presumptive evidence of a compound

## Report of Analysis

<b>Client Sample ID:</b> X9-7.1		<b>Date Sampled:</b> 07/12/11
<b>Lab Sample ID:</b> C16957-12		<b>Date Received:</b> 07/13/11
<b>Matrix:</b> SO - Soil		<b>Percent Solids:</b> n/a <sup>a</sup>
<b>Method:</b> SW846 8015B M SW846 3545A		
<b>Project:</b> Romic Soil Investigation(Romic EPA) - 2081 Bay Road, East Palo Alto, CA		

	File ID	DF	Analyzed	By	Prep Date	Prep Batch	Analytical Batch
Run #1	GG26797.D	1	07/17/11	JH	07/15/11	OP4237	GGG723
Run #2							

	Initial Weight	Final Volume
Run #1	10.0 g	1.0 ml
Run #2		

**TPH Extractable w/ Silica Gel Cleanup**

CAS No.	Compound	Result	RL	MDL	Units	Q
	TPH (C10-C28)	ND	10	5.0	mg/kg	
	TPH (> C28-C40)	ND	20	10	mg/kg	

CAS No.	Surrogate Recoveries	Run# 1	Run# 2	Limits
630-01-3	Hexacosane	71%		45-140%

(a) All results reported on wet weight basis.

ND = Not detected      MDL - Method Detection Limit  
 RL = Reporting Limit  
 E = Indicates value exceeds calibration range

J = Indicates an estimated value  
 B = Indicates analyte found in associated method blank  
 N = Indicates presumptive evidence of a compound

## Report of Analysis

<b>Client Sample ID:</b>	X9-7.1	<b>Date Sampled:</b>	07/12/11
<b>Lab Sample ID:</b>	C16957-12	<b>Date Received:</b>	07/13/11
<b>Matrix:</b>	SO - Soil	<b>Percent Solids:</b>	n/a <sup>a</sup>
<b>Project:</b>	Romic Soil Investigation(Romic EPA) - 2081 Bay Road,East Palo Alto,CA		

### Metals Analysis

Analyte	Result	RL	Units	DF	Prep	Analyzed By	Method	Prep Method
Cadmium	< 0.88	0.88	mg/kg	1	07/15/11	07/19/11 PH	SW846 6010B <sup>1</sup>	SW846 3050B <sup>2</sup>
Chromium	28.7	0.88	mg/kg	1	07/15/11	07/19/11 PH	SW846 6010B <sup>1</sup>	SW846 3050B <sup>2</sup>
Lead	4.5	1.8	mg/kg	1	07/15/11	07/19/11 PH	SW846 6010B <sup>1</sup>	SW846 3050B <sup>2</sup>

(1) Instrument QC Batch: MA1989

(2) Prep QC Batch: MP3707

(a) All results reported on wet weight basis.

RL = Reporting Limit

## Report of Analysis

<b>Client Sample ID:</b>	X8-1.0	<b>Date Sampled:</b>	07/12/11
<b>Lab Sample ID:</b>	C16957-13	<b>Date Received:</b>	07/13/11
<b>Matrix:</b>	SO - Soil	<b>Percent Solids:</b>	n/a <sup>a</sup>
<b>Method:</b>	SW846 8260B	<b>Project:</b> Romic Soil Investigation(Romic EPA) - 2081 Bay Road, East Palo Alto, CA	

Run #1	File ID	DF	Analyzed	By	Prep Date	Prep Batch	Analytical Batch
Run #1	M25825.D	1	07/22/11	TN	n/a	n/a	VM823
Run #2							

Run #1	Initial Weight
Run #1	6.11 g
Run #2	

## VOA 8260 List

CAS No.	Compound	Result	RL	MDL	Units	Q
67-64-1	Acetone	ND	82	16	ug/kg	
71-43-2	Benzene	ND	4.1	1.2	ug/kg	
108-86-1	Bromobenzene	ND	4.1	1.2	ug/kg	
74-97-5	Bromochloromethane	ND	4.1	1.2	ug/kg	
75-27-4	Bromodichloromethane	ND	4.1	0.82	ug/kg	
75-25-2	Bromoform	ND	4.1	0.82	ug/kg	
104-51-8	n-Butylbenzene	ND	4.1	1.2	ug/kg	
135-98-8	sec-Butylbenzene	ND	4.1	1.2	ug/kg	
98-06-6	tert-Butylbenzene	ND	4.1	1.2	ug/kg	
108-90-7	Chlorobenzene	ND	4.1	1.2	ug/kg	
75-00-3	Chloroethane	ND	4.1	1.2	ug/kg	
67-66-3	Chloroform	ND	4.1	1.2	ug/kg	
95-49-8	o-Chlorotoluene	ND	4.1	1.2	ug/kg	
106-43-4	p-Chlorotoluene	ND	4.1	1.2	ug/kg	
56-23-5	Carbon tetrachloride	ND	4.1	0.82	ug/kg	
75-34-3	1,1-Dichloroethane	ND	4.1	0.82	ug/kg	
75-35-4	1,1-Dichloroethylene	ND	4.1	1.2	ug/kg	
563-58-6	1,1-Dichloropropene	ND	4.1	1.2	ug/kg	
96-12-8	1,2-Dibromo-3-chloropropane	ND	4.1	0.82	ug/kg	
106-93-4	1,2-Dibromoethane	ND	4.1	0.82	ug/kg	
107-06-2	1,2-Dichloroethane	ND	4.1	1.2	ug/kg	
78-87-5	1,2-Dichloropropane	ND	4.1	1.2	ug/kg	
142-28-9	1,3-Dichloropropane	ND	4.1	1.2	ug/kg	
108-20-3	Di-Isopropyl ether	ND	4.1	1.2	ug/kg	
594-20-7	2,2-Dichloropropane	ND	4.1	1.2	ug/kg	
124-48-1	Dibromochloromethane	ND	4.1	0.82	ug/kg	
75-71-8	Dichlorodifluoromethane	ND	4.1	0.82	ug/kg	
156-59-2	cis-1,2-Dichloroethylene	ND	4.1	1.2	ug/kg	
10061-01-5	cis-1,3-Dichloropropene	ND	4.1	1.2	ug/kg	
541-73-1	m-Dichlorobenzene	ND	4.1	1.2	ug/kg	
95-50-1	o-Dichlorobenzene	ND	4.1	1.2	ug/kg	
106-46-7	p-Dichlorobenzene	ND	4.1	1.2	ug/kg	

ND = Not detected MDL - Method Detection Limit

RL = Reporting Limit

E = Indicates value exceeds calibration range

J = Indicates an estimated value

B = Indicates analyte found in associated method blank

N = Indicates presumptive evidence of a compound

## Report of Analysis

<b>Client Sample ID:</b>	X8-1.0	<b>Date Sampled:</b>	07/12/11
<b>Lab Sample ID:</b>	C16957-13	<b>Date Received:</b>	07/13/11
<b>Matrix:</b>	SO - Soil	<b>Percent Solids:</b>	n/a <sup>a</sup>
<b>Method:</b>	SW846 8260B	<b>Project:</b> Romic Soil Investigation(Romic EPA) - 2081 Bay Road,East Palo Alto,CA	

## VOA 8260 List

CAS No.	Compound	Result	RL	MDL	Units	Q
156-60-5	trans-1,2-Dichloroethylene	ND	4.1	1.2	ug/kg	
10061-02-6	trans-1,3-Dichloropropene	ND	4.1	1.2	ug/kg	
100-41-4	Ethylbenzene	ND	4.1	1.2	ug/kg	
637-92-3	Ethyl tert-Butyl Ether	ND	4.1	1.2	ug/kg	
591-78-6	2-Hexanone	ND	33	4.1	ug/kg	
87-68-3	Hexachlorobutadiene	ND	4.1	0.82	ug/kg	
98-82-8	Isopropylbenzene	ND	4.1	1.2	ug/kg	
99-87-6	p-Isopropyltoluene	ND	4.1	1.2	ug/kg	
108-10-1	4-Methyl-2-pentanone	ND	33	12	ug/kg	
74-83-9	Methyl bromide	ND	4.1	2.0	ug/kg	
74-87-3	Methyl chloride	ND	4.1	1.2	ug/kg	
74-95-3	Methylene bromide	ND	4.1	2.0	ug/kg	
75-09-2	Methylene chloride	ND	20	13	ug/kg	
78-93-3	Methyl ethyl ketone	ND	33	9.8	ug/kg	
1634-04-4	Methyl Tert Butyl Ether	ND	4.1	0.82	ug/kg	
91-20-3	Naphthalene	ND	4.1	1.2	ug/kg	
103-65-1	n-Propylbenzene	ND	4.1	1.2	ug/kg	
100-42-5	Styrene	ND	4.1	0.82	ug/kg	
994-05-8	Tert-Amyl Methyl Ether	ND	4.1	0.98	ug/kg	
75-65-0	Tert Butyl Alcohol	ND	33	8.2	ug/kg	
630-20-6	1,1,1,2-Tetrachloroethane	ND	4.1	0.82	ug/kg	
71-55-6	1,1,1-Trichloroethane	ND	4.1	1.2	ug/kg	
79-34-5	1,1,2,2-Tetrachloroethane	ND	4.1	0.82	ug/kg	
79-00-5	1,1,2-Trichloroethane	ND	4.1	0.82	ug/kg	
87-61-6	1,2,3-Trichlorobenzene	ND	4.1	1.2	ug/kg	
96-18-4	1,2,3-Trichloropropane	ND	4.1	1.2	ug/kg	
120-82-1	1,2,4-Trichlorobenzene	ND	4.1	1.2	ug/kg	
95-63-6	1,2,4-Trimethylbenzene	ND	4.1	1.2	ug/kg	
108-67-8	1,3,5-Trimethylbenzene	ND	4.1	1.2	ug/kg	
127-18-4	Tetrachloroethylene	ND	4.1	2.9	ug/kg	
108-88-3	Toluene	ND	4.1	1.2	ug/kg	
79-01-6	Trichloroethylene	ND	4.1	0.82	ug/kg	
75-69-4	Trichlorofluoromethane	ND	4.1	0.98	ug/kg	
75-01-4	Vinyl chloride	ND	4.1	2.0	ug/kg	
1330-20-7	Xylene (total)	ND	8.2	3.3	ug/kg	

CAS No.	Surrogate Recoveries	Run# 1	Run# 2	Limits
1868-53-7	Dibromofluoromethane	115%		60-130%
2037-26-5	Toluene-D8	97%		60-130%

ND = Not detected MDL - Method Detection Limit

RL = Reporting Limit

E = Indicates value exceeds calibration range

J = Indicates an estimated value

B = Indicates analyte found in associated method blank

N = Indicates presumptive evidence of a compound



## Report of Analysis

<b>Client Sample ID:</b>	X8-1.0		
<b>Lab Sample ID:</b>	C16957-13	<b>Date Sampled:</b>	07/12/11
<b>Matrix:</b>	SO - Soil	<b>Date Received:</b>	07/13/11
<b>Method:</b>	SW846 8260B	<b>Percent Solids:</b>	n/a <sup>a</sup>
<b>Project:</b>	Romic Soil Investigation(Romic EPA) - 2081 Bay Road, East Palo Alto, CA		

### VOA 8260 List

CAS No.	Surrogate Recoveries	Run# 1	Run# 2	Limits
460-00-4	4-Bromofluorobenzene	104%		60-130%

(a) All results reported on wet weight basis.

ND = Not detected      MDL - Method Detection Limit  
 RL = Reporting Limit  
 E = Indicates value exceeds calibration range

J = Indicates an estimated value  
 B = Indicates analyte found in associated method blank  
 N = Indicates presumptive evidence of a compound

## Report of Analysis

<b>Client Sample ID:</b>	X8-1.0	
<b>Lab Sample ID:</b>	C16957-13	<b>Date Sampled:</b> 07/12/11
<b>Matrix:</b>	SO - Soil	<b>Date Received:</b> 07/13/11
<b>Method:</b>	SW846 8015B	<b>Percent Solids:</b> n/a <sup>a</sup>
<b>Project:</b>	Romic Soil Investigation(Romic EPA) - 2081 Bay Road, East Palo Alto, CA	

	File ID	DF	Analyzed	By	Prep Date	Prep Batch	Analytical Batch
Run #1	JK21132.D	1	07/21/11	TT	n/a	n/a	GJK875
Run #2							

	Initial Weight
Run #1	5.01 g
Run #2	

### TPH Volatiles

CAS No.	Compound	Result	RL	MDL	Units	Q
	TPH-GRO (C6-C10)	ND	0.10	0.050	mg/kg	
CAS No.	Surrogate Recoveries	Run# 1	Run# 2	Limits		
98-08-8	aaa-Trifluorotoluene	94%		60-157%		

(a) All results reported on wet weight basis.

ND = Not detected      MDL - Method Detection Limit  
 RL = Reporting Limit  
 E = Indicates value exceeds calibration range

J = Indicates an estimated value  
 B = Indicates analyte found in associated method blank  
 N = Indicates presumptive evidence of a compound

## Report of Analysis

<b>Client Sample ID:</b>	X8-1.0	
<b>Lab Sample ID:</b>	C16957-13	<b>Date Sampled:</b> 07/12/11
<b>Matrix:</b>	SO - Soil	<b>Date Received:</b> 07/13/11
<b>Method:</b>	SW846 8015B M SW846 3545A	<b>Percent Solids:</b> n/a <sup>a</sup>
<b>Project:</b>	Romic Soil Investigation(Romic EPA) - 2081 Bay Road, East Palo Alto, CA	

	File ID	DF	Analyzed	By	Prep Date	Prep Batch	Analytical Batch
Run #1	HH15278.D	10	07/20/11	JH	07/15/11	OP4237	GHH525
Run #2							

	Initial Weight	Final Volume
Run #1	10.1 g	1.0 ml
Run #2		

## TPH Extractable w/ Silica Gel Cleanup

CAS No.	Compound	Result	RL	MDL	Units	Q
	TPH (C10-C28)	341	99	50	mg/kg	
	TPH (> C28-C40)	740	200	99	mg/kg	

CAS No.	Surrogate Recoveries	Run# 1	Run# 2	Limits
630-01-3	Hexacosane	79%		45-140%

(a) All results reported on wet weight basis.

ND = Not detected      MDL - Method Detection Limit  
 RL = Reporting Limit  
 E = Indicates value exceeds calibration range

J = Indicates an estimated value  
 B = Indicates analyte found in associated method blank  
 N = Indicates presumptive evidence of a compound

## Report of Analysis

<b>Client Sample ID:</b>	X8-1.0	<b>Date Sampled:</b>	07/12/11
<b>Lab Sample ID:</b>	C16957-13	<b>Date Received:</b>	07/13/11
<b>Matrix:</b>	SO - Soil	<b>Percent Solids:</b>	n/a <sup>a</sup>
<b>Project:</b>	Romic Soil Investigation(Romic EPA) - 2081 Bay Road,East Palo Alto,CA		

### Metals Analysis

Analyte	Result	RL	Units	DF	Prep	Analyzed By	Method	Prep Method
Cadmium	2.6	0.88	mg/kg	1	07/15/11	07/19/11 PH	SW846 6010B <sup>1</sup>	SW846 3050B <sup>2</sup>
Chromium	62.4	0.88	mg/kg	1	07/15/11	07/19/11 PH	SW846 6010B <sup>1</sup>	SW846 3050B <sup>2</sup>
Lead	155	1.8	mg/kg	1	07/15/11	07/19/11 PH	SW846 6010B <sup>1</sup>	SW846 3050B <sup>2</sup>

(1) Instrument QC Batch: MA1989

(2) Prep QC Batch: MP3707

(a) All results reported on wet weight basis.

RL = Reporting Limit

## Report of Analysis

Page 1 of 3

<b>Client Sample ID:</b>	X8-1.0	
<b>Lab Sample ID:</b>	C16957-13A	<b>Date Sampled:</b> 07/12/11
<b>Matrix:</b>	SO - Soil	<b>Date Received:</b> 07/13/11
<b>Method:</b>	SW846 8260B	<b>Percent Solids:</b> n/a <sup>a</sup>
<b>Project:</b>	Romic Soil Investigation(Romic EPA) - 2081 Bay Road, East Palo Alto, CA	

Run #	File ID	DF	Analyzed	By	Prep Date	Prep Batch	Analytical Batch
Run #1	M25909.D	1	07/25/11	TN	n/a	n/a	VM826
Run #2							

Run #	Initial Weight
Run #1	4.55 g
Run #2	

## VOA 8260 List

CAS No.	Compound	Result	RL	MDL	Units	Q
67-64-1	Acetone	28.2	110	22	ug/kg	J
71-43-2	Benzene	ND	5.5	1.6	ug/kg	
108-86-1	Bromobenzene	ND	5.5	1.6	ug/kg	
74-97-5	Bromochloromethane	ND	5.5	1.6	ug/kg	
75-27-4	Bromodichloromethane <sup>b</sup>	ND	5.5	1.1	ug/kg	
75-25-2	Bromoform	ND	5.5	1.1	ug/kg	
104-51-8	n-Butylbenzene	ND	5.5	1.6	ug/kg	
135-98-8	sec-Butylbenzene	ND	5.5	1.6	ug/kg	
98-06-6	tert-Butylbenzene	ND	5.5	1.6	ug/kg	
108-90-7	Chlorobenzene	ND	5.5	1.6	ug/kg	
75-00-3	Chloroethane	ND	5.5	1.6	ug/kg	
67-66-3	Chloroform	ND	5.5	1.6	ug/kg	
95-49-8	o-Chlorotoluene	ND	5.5	1.6	ug/kg	
106-43-4	p-Chlorotoluene	ND	5.5	1.6	ug/kg	
56-23-5	Carbon tetrachloride	ND	5.5	1.1	ug/kg	
75-34-3	1,1-Dichloroethane	ND	5.5	1.1	ug/kg	
75-35-4	1,1-Dichloroethylene	ND	5.5	1.6	ug/kg	
563-58-6	1,1-Dichloropropene	ND	5.5	1.6	ug/kg	
96-12-8	1,2-Dibromo-3-chloropropane	ND	5.5	1.1	ug/kg	
106-93-4	1,2-Dibromoethane	ND	5.5	1.1	ug/kg	
107-06-2	1,2-Dichloroethane	ND	5.5	1.6	ug/kg	
78-87-5	1,2-Dichloropropane	ND	5.5	1.6	ug/kg	
142-28-9	1,3-Dichloropropane	ND	5.5	1.6	ug/kg	
108-20-3	Di-Isopropyl ether	ND	5.5	1.6	ug/kg	
594-20-7	2,2-Dichloropropane	ND	5.5	1.6	ug/kg	
124-48-1	Dibromochloromethane	ND	5.5	1.1	ug/kg	
75-71-8	Dichlorodifluoromethane	ND	5.5	1.1	ug/kg	
156-59-2	cis-1,2-Dichloroethylene	ND	5.5	1.6	ug/kg	
10061-01-5	cis-1,3-Dichloropropene	ND	5.5	1.6	ug/kg	
541-73-1	m-Dichlorobenzene	ND	5.5	1.6	ug/kg	
95-50-1	o-Dichlorobenzene	ND	5.5	1.6	ug/kg	
106-46-7	p-Dichlorobenzene	ND	5.5	1.6	ug/kg	

ND = Not detected MDL - Method Detection Limit

RL = Reporting Limit

E = Indicates value exceeds calibration range

J = Indicates an estimated value

B = Indicates analyte found in associated method blank

N = Indicates presumptive evidence of a compound

## Report of Analysis

<b>Client Sample ID:</b>	X8-1.0	<b>Date Sampled:</b>	07/12/11
<b>Lab Sample ID:</b>	C16957-13A	<b>Date Received:</b>	07/13/11
<b>Matrix:</b>	SO - Soil	<b>Percent Solids:</b>	n/a <sup>a</sup>
<b>Method:</b>	SW846 8260B		
<b>Project:</b>	Romic Soil Investigation(Romic EPA) - 2081 Bay Road,East Palo Alto,CA		

## VOA 8260 List

CAS No.	Compound	Result	RL	MDL	Units	Q
156-60-5	trans-1,2-Dichloroethylene	ND	5.5	1.6	ug/kg	
10061-02-6	trans-1,3-Dichloropropene	ND	5.5	1.6	ug/kg	
100-41-4	Ethylbenzene	ND	5.5	1.6	ug/kg	
637-92-3	Ethyl tert-Butyl Ether	ND	5.5	1.6	ug/kg	
591-78-6	2-Hexanone	ND	44	5.5	ug/kg	
87-68-3	Hexachlorobutadiene	ND	5.5	1.1	ug/kg	
98-82-8	Isopropylbenzene	ND	5.5	1.6	ug/kg	
99-87-6	p-Isopropyltoluene	ND	5.5	1.6	ug/kg	
108-10-1	4-Methyl-2-pentanone	ND	44	16	ug/kg	
74-83-9	Methyl bromide	ND	5.5	2.7	ug/kg	
74-87-3	Methyl chloride	ND	5.5	1.6	ug/kg	
74-95-3	Methylene bromide	ND	5.5	2.7	ug/kg	
75-09-2	Methylene chloride	ND	27	18	ug/kg	
78-93-3	Methyl ethyl ketone	ND	44	13	ug/kg	
1634-04-4	Methyl Tert Butyl Ether	ND	5.5	1.1	ug/kg	
91-20-3	Naphthalene	ND	5.5	1.6	ug/kg	
103-65-1	n-Propylbenzene	ND	5.5	1.6	ug/kg	
100-42-5	Styrene	ND	5.5	1.1	ug/kg	
994-05-8	Tert-Amyl Methyl Ether	ND	5.5	1.3	ug/kg	
75-65-0	Tert Butyl Alcohol <sup>b</sup>	ND	44	11	ug/kg	
630-20-6	1,1,1,2-Tetrachloroethane	ND	5.5	1.1	ug/kg	
71-55-6	1,1,1-Trichloroethane	ND	5.5	1.6	ug/kg	
79-34-5	1,1,2,2-Tetrachloroethane	ND	5.5	1.1	ug/kg	
79-00-5	1,1,2-Trichloroethane	ND	5.5	1.1	ug/kg	
87-61-6	1,2,3-Trichlorobenzene	ND	5.5	1.6	ug/kg	
96-18-4	1,2,3-Trichloropropane	ND	5.5	1.6	ug/kg	
120-82-1	1,2,4-Trichlorobenzene	ND	5.5	1.6	ug/kg	
95-63-6	1,2,4-Trimethylbenzene	ND	5.5	1.6	ug/kg	
108-67-8	1,3,5-Trimethylbenzene	ND	5.5	1.6	ug/kg	
127-18-4	Tetrachloroethylene	ND	5.5	3.8	ug/kg	
108-88-3	Toluene	ND	5.5	1.6	ug/kg	
79-01-6	Trichloroethylene	ND	5.5	1.1	ug/kg	
75-69-4	Trichlorofluoromethane	ND	5.5	1.3	ug/kg	
75-01-4	Vinyl chloride	ND	5.5	2.7	ug/kg	
1330-20-7	Xylene (total)	ND	11	4.4	ug/kg	

CAS No.	Surrogate Recoveries	Run# 1	Run# 2	Limits
1868-53-7	Dibromofluoromethane	97%		60-130%
2037-26-5	Toluene-D8	95%		60-130%

ND = Not detected MDL - Method Detection Limit

RL = Reporting Limit

E = Indicates value exceeds calibration range

J = Indicates an estimated value

B = Indicates analyte found in associated method blank

N = Indicates presumptive evidence of a compound

## Report of Analysis

<b>Client Sample ID:</b>	X8-1.0		
<b>Lab Sample ID:</b>	C16957-13A	<b>Date Sampled:</b>	07/12/11
<b>Matrix:</b>	SO - Soil	<b>Date Received:</b>	07/13/11
<b>Method:</b>	SW846 8260B	<b>Percent Solids:</b>	n/a <sup>a</sup>
<b>Project:</b>	Romic Soil Investigation(Romic EPA) - 2081 Bay Road, East Palo Alto, CA		

### VOA 8260 List

CAS No.	Surrogate Recoveries	Run# 1	Run# 2	Limits
460-00-4	4-Bromofluorobenzene	96%		60-130%

- (a) All results reported on wet weight basis.
- (b) CCV outside of control limits (biased high); not detected in sample.

ND = Not detected      MDL - Method Detection Limit  
 RL = Reporting Limit  
 E = Indicates value exceeds calibration range

J = Indicates an estimated value  
 B = Indicates analyte found in associated method blank  
 N = Indicates presumptive evidence of a compound

## Report of Analysis

<b>Client Sample ID:</b> X8-1.0		<b>Date Sampled:</b> 07/12/11
<b>Lab Sample ID:</b> C16957-13A		<b>Date Received:</b> 07/13/11
<b>Matrix:</b> SO - Soil		<b>Percent Solids:</b> n/a <sup>a</sup>
<b>Method:</b> SW846 8015B		
<b>Project:</b> Romic Soil Investigation(Romic EPA) - 2081 Bay Road, East Palo Alto, CA		

Run #	File ID	DF	Analyzed	By	Prep Date	Prep Batch	Analytical Batch
Run #1	JK21209.D	1	07/23/11	TT	n/a	n/a	GJK878
Run #2							

Run #	Initial Weight
Run #1	5.11 g
Run #2	

**TPH Volatiles**

CAS No.	Compound	Result	RL	MDL	Units	Q
	TPH-GRO (C6-C10)	ND	0.098	0.049	mg/kg	
CAS No.	Surrogate Recoveries	Run# 1	Run# 2	Limits		
98-08-8	aaa-Trifluorotoluene	91%		60-157%		

(a) All results reported on wet weight basis.

ND = Not detected      MDL - Method Detection Limit  
 RL = Reporting Limit  
 E = Indicates value exceeds calibration range

J = Indicates an estimated value  
 B = Indicates analyte found in associated method blank  
 N = Indicates presumptive evidence of a compound



## Report of Analysis

<b>Client Sample ID:</b> X8-1.0		<b>Date Sampled:</b> 07/12/11
<b>Lab Sample ID:</b> C16957-13A		<b>Date Received:</b> 07/13/11
<b>Matrix:</b> SO - Soil		<b>Percent Solids:</b> n/a <sup>a</sup>
<b>Method:</b> SW846 8015B M SW846 3545A		
<b>Project:</b> Romic Soil Investigation(Romic EPA) - 2081 Bay Road, East Palo Alto, CA		

Run #	File ID	DF	Analyzed	By	Prep Date	Prep Batch	Analytical Batch
Run #1	HH15649.D	10	07/29/11	JH	07/21/11	OP4277	GHH532
Run #2							

Run #	Initial Weight	Final Volume
Run #1	10.1 g	1.0 ml
Run #2		

### TPH Extractable w/ Silica Gel Cleanup

CAS No.	Compound	Result	RL	MDL	Units	Q
	TPH (C10-C28)	141	99	50	mg/kg	
	TPH (> C28-C40)	273	200	99	mg/kg	

CAS No.	Surrogate Recoveries	Run# 1	Run# 2	Limits
630-01-3	Hexacosane	52%		45-140%

(a) All results reported on wet weight basis.

ND = Not detected      MDL - Method Detection Limit  
 RL = Reporting Limit  
 E = Indicates value exceeds calibration range

J = Indicates an estimated value  
 B = Indicates analyte found in associated method blank  
 N = Indicates presumptive evidence of a compound

**Report of Analysis**

Page 1 of 1

<b>Client Sample ID:</b>	X8-1.0	<b>Date Sampled:</b>	07/12/11
<b>Lab Sample ID:</b>	C16957-13A	<b>Date Received:</b>	07/13/11
<b>Matrix:</b>	SO - Soil	<b>Percent Solids:</b>	n/a <sup>a</sup>
<b>Project:</b>	Romic Soil Investigation(Romic EPA) - 2081 Bay Road,East Palo Alto,CA		

**Metals Analysis**

Analyte	Result	RL	Units	DF	Prep	Analyzed By	Method	Prep Method
Cadmium	1.4	0.91	mg/kg	1	07/22/11	07/27/11 DQ	SW846 6010B <sup>1</sup>	SW846 3050B <sup>2</sup>
Chromium	39.5	0.91	mg/kg	1	07/22/11	07/27/11 DQ	SW846 6010B <sup>1</sup>	SW846 3050B <sup>2</sup>
Lead	85.0	1.8	mg/kg	1	07/22/11	07/27/11 DQ	SW846 6010B <sup>1</sup>	SW846 3050B <sup>2</sup>

(1) Instrument QC Batch: MA2008

(2) Prep QC Batch: MP3750

(a) All results reported on wet weight basis.

RL = Reporting Limit

## Report of Analysis

<b>Client Sample ID:</b>	X8-3.5	
<b>Lab Sample ID:</b>	C16957-14	<b>Date Sampled:</b> 07/12/11
<b>Matrix:</b>	SO - Soil	<b>Date Received:</b> 07/13/11
<b>Method:</b>	SW846 8260B	<b>Percent Solids:</b> n/a <sup>a</sup>
<b>Project:</b>	Romic Soil Investigation(Romic EPA) - 2081 Bay Road, East Palo Alto, CA	

Run #1	File ID	DF	Analyzed	By	Prep Date	Prep Batch	Analytical Batch
Run #2	M25826.D	1	07/22/11	TN	n/a	n/a	VM823

Run #1	Initial Weight
Run #2	6.18 g

## VOA 8260 List

CAS No.	Compound	Result	RL	MDL	Units	Q
67-64-1	Acetone	ND	81	16	ug/kg	
71-43-2	Benzene	ND	4.0	1.2	ug/kg	
108-86-1	Bromobenzene	ND	4.0	1.2	ug/kg	
74-97-5	Bromochloromethane	ND	4.0	1.2	ug/kg	
75-27-4	Bromodichloromethane	ND	4.0	0.81	ug/kg	
75-25-2	Bromoform	ND	4.0	0.81	ug/kg	
104-51-8	n-Butylbenzene	ND	4.0	1.2	ug/kg	
135-98-8	sec-Butylbenzene	ND	4.0	1.2	ug/kg	
98-06-6	tert-Butylbenzene	ND	4.0	1.2	ug/kg	
108-90-7	Chlorobenzene	ND	4.0	1.2	ug/kg	
75-00-3	Chloroethane	ND	4.0	1.2	ug/kg	
67-66-3	Chloroform	ND	4.0	1.2	ug/kg	
95-49-8	o-Chlorotoluene	ND	4.0	1.2	ug/kg	
106-43-4	p-Chlorotoluene	ND	4.0	1.2	ug/kg	
56-23-5	Carbon tetrachloride	ND	4.0	0.81	ug/kg	
75-34-3	1,1-Dichloroethane	ND	4.0	0.81	ug/kg	
75-35-4	1,1-Dichloroethylene	ND	4.0	1.2	ug/kg	
563-58-6	1,1-Dichloropropene	ND	4.0	1.2	ug/kg	
96-12-8	1,2-Dibromo-3-chloropropane	ND	4.0	0.81	ug/kg	
106-93-4	1,2-Dibromoethane	ND	4.0	0.81	ug/kg	
107-06-2	1,2-Dichloroethane	ND	4.0	1.2	ug/kg	
78-87-5	1,2-Dichloropropane	ND	4.0	1.2	ug/kg	
142-28-9	1,3-Dichloropropane	ND	4.0	1.2	ug/kg	
108-20-3	Di-Isopropyl ether	ND	4.0	1.2	ug/kg	
594-20-7	2,2-Dichloropropane	ND	4.0	1.2	ug/kg	
124-48-1	Dibromochloromethane	ND	4.0	0.81	ug/kg	
75-71-8	Dichlorodifluoromethane	ND	4.0	0.81	ug/kg	
156-59-2	cis-1,2-Dichloroethylene	ND	4.0	1.2	ug/kg	
10061-01-5	cis-1,3-Dichloropropene	ND	4.0	1.2	ug/kg	
541-73-1	m-Dichlorobenzene	ND	4.0	1.2	ug/kg	
95-50-1	o-Dichlorobenzene	ND	4.0	1.2	ug/kg	
106-46-7	p-Dichlorobenzene	ND	4.0	1.2	ug/kg	

ND = Not detected MDL - Method Detection Limit

RL = Reporting Limit

E = Indicates value exceeds calibration range

J = Indicates an estimated value

B = Indicates analyte found in associated method blank

N = Indicates presumptive evidence of a compound

## Report of Analysis

<b>Client Sample ID:</b>	X8-3.5	<b>Date Sampled:</b>	07/12/11
<b>Lab Sample ID:</b>	C16957-14	<b>Date Received:</b>	07/13/11
<b>Matrix:</b>	SO - Soil	<b>Percent Solids:</b>	n/a <sup>a</sup>
<b>Method:</b>	SW846 8260B	<b>Project:</b> Romic Soil Investigation(Romic EPA) - 2081 Bay Road,East Palo Alto,CA	

## VOA 8260 List

CAS No.	Compound	Result	RL	MDL	Units	Q
156-60-5	trans-1,2-Dichloroethylene	ND	4.0	1.2	ug/kg	
10061-02-6	trans-1,3-Dichloropropene	ND	4.0	1.2	ug/kg	
100-41-4	Ethylbenzene	ND	4.0	1.2	ug/kg	
637-92-3	Ethyl tert-Butyl Ether	ND	4.0	1.2	ug/kg	
591-78-6	2-Hexanone	ND	32	4.0	ug/kg	
87-68-3	Hexachlorobutadiene	ND	4.0	0.81	ug/kg	
98-82-8	Isopropylbenzene	ND	4.0	1.2	ug/kg	
99-87-6	p-Isopropyltoluene	ND	4.0	1.2	ug/kg	
108-10-1	4-Methyl-2-pentanone	ND	32	12	ug/kg	
74-83-9	Methyl bromide	ND	4.0	2.0	ug/kg	
74-87-3	Methyl chloride	ND	4.0	1.2	ug/kg	
74-95-3	Methylene bromide	ND	4.0	2.0	ug/kg	
75-09-2	Methylene chloride	ND	20	13	ug/kg	
78-93-3	Methyl ethyl ketone	ND	32	9.7	ug/kg	
1634-04-4	Methyl Tert Butyl Ether	ND	4.0	0.81	ug/kg	
91-20-3	Naphthalene	ND	4.0	1.2	ug/kg	
103-65-1	n-Propylbenzene	ND	4.0	1.2	ug/kg	
100-42-5	Styrene	ND	4.0	0.81	ug/kg	
994-05-8	Tert-Amyl Methyl Ether	ND	4.0	0.97	ug/kg	
75-65-0	Tert Butyl Alcohol	ND	32	8.1	ug/kg	
630-20-6	1,1,1,2-Tetrachloroethane	ND	4.0	0.81	ug/kg	
71-55-6	1,1,1-Trichloroethane	ND	4.0	1.2	ug/kg	
79-34-5	1,1,2,2-Tetrachloroethane	ND	4.0	0.81	ug/kg	
79-00-5	1,1,2-Trichloroethane	ND	4.0	0.81	ug/kg	
87-61-6	1,2,3-Trichlorobenzene	ND	4.0	1.2	ug/kg	
96-18-4	1,2,3-Trichloropropane	ND	4.0	1.2	ug/kg	
120-82-1	1,2,4-Trichlorobenzene	ND	4.0	1.2	ug/kg	
95-63-6	1,2,4-Trimethylbenzene	ND	4.0	1.2	ug/kg	
108-67-8	1,3,5-Trimethylbenzene	ND	4.0	1.2	ug/kg	
127-18-4	Tetrachloroethylene	ND	4.0	2.8	ug/kg	
108-88-3	Toluene	ND	4.0	1.2	ug/kg	
79-01-6	Trichloroethylene	ND	4.0	0.81	ug/kg	
75-69-4	Trichlorofluoromethane	ND	4.0	0.97	ug/kg	
75-01-4	Vinyl chloride	ND	4.0	2.0	ug/kg	
1330-20-7	Xylene (total)	ND	8.1	3.2	ug/kg	

CAS No.	Surrogate Recoveries	Run# 1	Run# 2	Limits
1868-53-7	Dibromofluoromethane	113%		60-130%
2037-26-5	Toluene-D8	96%		60-130%

ND = Not detected MDL - Method Detection Limit

RL = Reporting Limit

E = Indicates value exceeds calibration range

J = Indicates an estimated value

B = Indicates analyte found in associated method blank

N = Indicates presumptive evidence of a compound

**Report of Analysis**

<b>Client Sample ID:</b>	X8-3.5		
<b>Lab Sample ID:</b>	C16957-14	<b>Date Sampled:</b>	07/12/11
<b>Matrix:</b>	SO - Soil	<b>Date Received:</b>	07/13/11
<b>Method:</b>	SW846 8260B	<b>Percent Solids:</b>	n/a <sup>a</sup>
<b>Project:</b>	Romic Soil Investigation(Romic EPA) - 2081 Bay Road, East Palo Alto, CA		

**VOA 8260 List**

CAS No.	Surrogate Recoveries	Run# 1	Run# 2	Limits
460-00-4	4-Bromofluorobenzene	108%		60-130%

(a) All results reported on wet weight basis.

ND = Not detected      MDL - Method Detection Limit  
 RL = Reporting Limit  
 E = Indicates value exceeds calibration range

J = Indicates an estimated value  
 B = Indicates analyte found in associated method blank  
 N = Indicates presumptive evidence of a compound

## Report of Analysis

Page 1 of 1

<b>Client Sample ID:</b>	X8-3.5	
<b>Lab Sample ID:</b>	C16957-14	<b>Date Sampled:</b> 07/12/11
<b>Matrix:</b>	SO - Soil	<b>Date Received:</b> 07/13/11
<b>Method:</b>	SW846 8015B	<b>Percent Solids:</b> n/a <sup>a</sup>
<b>Project:</b>	Romic Soil Investigation(Romic EPA) - 2081 Bay Road, East Palo Alto, CA	

	File ID	DF	Analyzed	By	Prep Date	Prep Batch	Analytical Batch
Run #1	JK21133.D	1	07/21/11	TT	n/a	n/a	GJK875
Run #2							

	Initial Weight
Run #1	5.05 g
Run #2	

## TPH Volatiles

CAS No.	Compound	Result	RL	MDL	Units	Q
	TPH-GRO (C6-C10)	ND	0.099	0.050	mg/kg	

CAS No.	Surrogate Recoveries	Run# 1	Run# 2	Limits
98-08-8	aaa-Trifluorotoluene	92%		60-157%

(a) All results reported on wet weight basis.

ND = Not detected      MDL - Method Detection Limit  
 RL = Reporting Limit  
 E = Indicates value exceeds calibration range

J = Indicates an estimated value  
 B = Indicates analyte found in associated method blank  
 N = Indicates presumptive evidence of a compound

## Report of Analysis

<b>Client Sample ID:</b> X8-3.5		<b>Date Sampled:</b> 07/12/11
<b>Lab Sample ID:</b> C16957-14		<b>Date Received:</b> 07/13/11
<b>Matrix:</b> SO - Soil		<b>Percent Solids:</b> n/a <sup>a</sup>
<b>Method:</b> SW846 8015B M SW846 3545A		
<b>Project:</b> Romic Soil Investigation(Romic EPA) - 2081 Bay Road, East Palo Alto, CA		

Run #	File ID	DF	Analyzed	By	Prep Date	Prep Batch	Analytical Batch
Run #1	GG26798.D	1	07/17/11	JH	07/15/11	OP4237	GGG723
Run #2							

Run #	Initial Weight	Final Volume
Run #1	10.1 g	1.0 ml
Run #2		

**TPH Extractable w/ Silica Gel Cleanup**

CAS No.	Compound	Result	RL	MDL	Units	Q
	TPH (C10-C28)	ND	9.9	5.0	mg/kg	
	TPH (> C28-C40)	ND	20	9.9	mg/kg	

CAS No.	Surrogate Recoveries	Run# 1	Run# 2	Limits
630-01-3	Hexacosane	65%		45-140%

(a) All results reported on wet weight basis.

ND = Not detected      MDL - Method Detection Limit  
 RL = Reporting Limit  
 E = Indicates value exceeds calibration range

J = Indicates an estimated value  
 B = Indicates analyte found in associated method blank  
 N = Indicates presumptive evidence of a compound

## Report of Analysis

<b>Client Sample ID:</b>	X8-3.5	<b>Date Sampled:</b>	07/12/11
<b>Lab Sample ID:</b>	C16957-14	<b>Date Received:</b>	07/13/11
<b>Matrix:</b>	SO - Soil	<b>Percent Solids:</b>	n/a <sup>a</sup>
<b>Project:</b>	Romic Soil Investigation(Romic EPA) - 2081 Bay Road,East Palo Alto,CA		

### Metals Analysis

Analyte	Result	RL	Units	DF	Prep	Analyzed By	Method	Prep Method
Cadmium	< 0.89	0.89	mg/kg	1	07/15/11	07/19/11 PH	SW846 6010B <sup>1</sup>	SW846 3050B <sup>2</sup>
Chromium	40.5	0.89	mg/kg	1	07/15/11	07/19/11 PH	SW846 6010B <sup>1</sup>	SW846 3050B <sup>2</sup>
Lead	5.2	1.8	mg/kg	1	07/15/11	07/19/11 PH	SW846 6010B <sup>1</sup>	SW846 3050B <sup>2</sup>

(1) Instrument QC Batch: MA1989

(2) Prep QC Batch: MP3707

(a) All results reported on wet weight basis.

RL = Reporting Limit



## Report of Analysis

<b>Client Sample ID:</b>	X8-6.5	
<b>Lab Sample ID:</b>	C16957-15	<b>Date Sampled:</b> 07/12/11
<b>Matrix:</b>	SO - Soil	<b>Date Received:</b> 07/13/11
<b>Method:</b>	SW846 8260B	<b>Percent Solids:</b> n/a <sup>a</sup>
<b>Project:</b>	Romic Soil Investigation(Romic EPA) - 2081 Bay Road, East Palo Alto, CA	

Run #1	File ID	DF	Analyzed	By	Prep Date	Prep Batch	Analytical Batch
Run #2	M25827.D	1	07/22/11	TN	n/a	n/a	VM823

Run #1	Initial Weight
Run #2	6.52 g

## VOA 8260 List

CAS No.	Compound	Result	RL	MDL	Units	Q
67-64-1	Acetone	ND	77	15	ug/kg	
71-43-2	Benzene	ND	3.8	1.2	ug/kg	
108-86-1	Bromobenzene	ND	3.8	1.2	ug/kg	
74-97-5	Bromochloromethane	ND	3.8	1.2	ug/kg	
75-27-4	Bromodichloromethane	ND	3.8	0.77	ug/kg	
75-25-2	Bromoform	ND	3.8	0.77	ug/kg	
104-51-8	n-Butylbenzene	ND	3.8	1.2	ug/kg	
135-98-8	sec-Butylbenzene	ND	3.8	1.2	ug/kg	
98-06-6	tert-Butylbenzene	ND	3.8	1.2	ug/kg	
108-90-7	Chlorobenzene	ND	3.8	1.2	ug/kg	
75-00-3	Chloroethane	ND	3.8	1.2	ug/kg	
67-66-3	Chloroform	ND	3.8	1.2	ug/kg	
95-49-8	o-Chlorotoluene	ND	3.8	1.2	ug/kg	
106-43-4	p-Chlorotoluene	ND	3.8	1.2	ug/kg	
56-23-5	Carbon tetrachloride	ND	3.8	0.77	ug/kg	
75-34-3	1,1-Dichloroethane	ND	3.8	0.77	ug/kg	
75-35-4	1,1-Dichloroethylene	ND	3.8	1.2	ug/kg	
563-58-6	1,1-Dichloropropene	ND	3.8	1.2	ug/kg	
96-12-8	1,2-Dibromo-3-chloropropane	ND	3.8	0.77	ug/kg	
106-93-4	1,2-Dibromoethane	ND	3.8	0.77	ug/kg	
107-06-2	1,2-Dichloroethane	ND	3.8	1.2	ug/kg	
78-87-5	1,2-Dichloropropane	ND	3.8	1.2	ug/kg	
142-28-9	1,3-Dichloropropane	ND	3.8	1.2	ug/kg	
108-20-3	Di-Isopropyl ether	ND	3.8	1.2	ug/kg	
594-20-7	2,2-Dichloropropane	ND	3.8	1.2	ug/kg	
124-48-1	Dibromochloromethane	ND	3.8	0.77	ug/kg	
75-71-8	Dichlorodifluoromethane	ND	3.8	0.77	ug/kg	
156-59-2	cis-1,2-Dichloroethylene	1.3	3.8	1.2	ug/kg	J
10061-01-5	cis-1,3-Dichloropropene	ND	3.8	1.2	ug/kg	
541-73-1	m-Dichlorobenzene	ND	3.8	1.2	ug/kg	
95-50-1	o-Dichlorobenzene	ND	3.8	1.2	ug/kg	
106-46-7	p-Dichlorobenzene	ND	3.8	1.2	ug/kg	

ND = Not detected MDL - Method Detection Limit

RL = Reporting Limit

E = Indicates value exceeds calibration range

J = Indicates an estimated value

B = Indicates analyte found in associated method blank

N = Indicates presumptive evidence of a compound

## Report of Analysis

<b>Client Sample ID:</b>	X8-6.5	<b>Date Sampled:</b>	07/12/11
<b>Lab Sample ID:</b>	C16957-15	<b>Date Received:</b>	07/13/11
<b>Matrix:</b>	SO - Soil	<b>Percent Solids:</b>	n/a <sup>a</sup>
<b>Method:</b>	SW846 8260B	<b>Project:</b> Romic Soil Investigation(Romic EPA) - 2081 Bay Road,East Palo Alto,CA	

## VOA 8260 List

CAS No.	Compound	Result	RL	MDL	Units	Q
156-60-5	trans-1,2-Dichloroethylene	ND	3.8	1.2	ug/kg	
10061-02-6	trans-1,3-Dichloropropene	ND	3.8	1.2	ug/kg	
100-41-4	Ethylbenzene	ND	3.8	1.2	ug/kg	
637-92-3	Ethyl tert-Butyl Ether	ND	3.8	1.2	ug/kg	
591-78-6	2-Hexanone	ND	31	3.8	ug/kg	
87-68-3	Hexachlorobutadiene	ND	3.8	0.77	ug/kg	
98-82-8	Isopropylbenzene	ND	3.8	1.2	ug/kg	
99-87-6	p-Isopropyltoluene	ND	3.8	1.2	ug/kg	
108-10-1	4-Methyl-2-pentanone	ND	31	12	ug/kg	
74-83-9	Methyl bromide	ND	3.8	1.9	ug/kg	
74-87-3	Methyl chloride	ND	3.8	1.2	ug/kg	
74-95-3	Methylene bromide	ND	3.8	1.9	ug/kg	
75-09-2	Methylene chloride	ND	19	12	ug/kg	
78-93-3	Methyl ethyl ketone	ND	31	9.2	ug/kg	
1634-04-4	Methyl Tert Butyl Ether	ND	3.8	0.77	ug/kg	
91-20-3	Naphthalene	ND	3.8	1.2	ug/kg	
103-65-1	n-Propylbenzene	ND	3.8	1.2	ug/kg	
100-42-5	Styrene	ND	3.8	0.77	ug/kg	
994-05-8	Tert-Amyl Methyl Ether	ND	3.8	0.92	ug/kg	
75-65-0	Tert Butyl Alcohol	ND	31	7.7	ug/kg	
630-20-6	1,1,1,2-Tetrachloroethane	ND	3.8	0.77	ug/kg	
71-55-6	1,1,1-Trichloroethane	ND	3.8	1.2	ug/kg	
79-34-5	1,1,2,2-Tetrachloroethane	ND	3.8	0.77	ug/kg	
79-00-5	1,1,2-Trichloroethane	ND	3.8	0.77	ug/kg	
87-61-6	1,2,3-Trichlorobenzene	ND	3.8	1.2	ug/kg	
96-18-4	1,2,3-Trichloropropane	ND	3.8	1.2	ug/kg	
120-82-1	1,2,4-Trichlorobenzene	ND	3.8	1.2	ug/kg	
95-63-6	1,2,4-Trimethylbenzene	ND	3.8	1.2	ug/kg	
108-67-8	1,3,5-Trimethylbenzene	ND	3.8	1.2	ug/kg	
127-18-4	Tetrachloroethylene	ND	3.8	2.7	ug/kg	
108-88-3	Toluene	ND	3.8	1.2	ug/kg	
79-01-6	Trichloroethylene	ND	3.8	0.77	ug/kg	
75-69-4	Trichlorofluoromethane	ND	3.8	0.92	ug/kg	
75-01-4	Vinyl chloride	ND	3.8	1.9	ug/kg	
1330-20-7	Xylene (total)	ND	7.7	3.1	ug/kg	

CAS No.	Surrogate Recoveries	Run# 1	Run# 2	Limits
1868-53-7	Dibromofluoromethane	114%		60-130%
2037-26-5	Toluene-D8	96%		60-130%

ND = Not detected MDL - Method Detection Limit

RL = Reporting Limit

E = Indicates value exceeds calibration range

J = Indicates an estimated value

B = Indicates analyte found in associated method blank

N = Indicates presumptive evidence of a compound

## Report of Analysis

<b>Client Sample ID:</b> X8-6.5		<b>Date Sampled:</b> 07/12/11
<b>Lab Sample ID:</b> C16957-15		<b>Date Received:</b> 07/13/11
<b>Matrix:</b> SO - Soil		<b>Percent Solids:</b> n/a <sup>a</sup>
<b>Method:</b> SW846 8260B		
<b>Project:</b> Romic Soil Investigation(Romic EPA) - 2081 Bay Road, East Palo Alto, CA		

**VOA 8260 List**

CAS No.	Surrogate Recoveries	Run# 1	Run# 2	Limits
460-00-4	4-Bromofluorobenzene	108%		60-130%

(a) All results reported on wet weight basis.

ND = Not detected      MDL - Method Detection Limit  
 RL = Reporting Limit  
 E = Indicates value exceeds calibration range

J = Indicates an estimated value  
 B = Indicates analyte found in associated method blank  
 N = Indicates presumptive evidence of a compound

## Report of Analysis

<b>Client Sample ID:</b>	X8-6.5	
<b>Lab Sample ID:</b>	C16957-15	<b>Date Sampled:</b> 07/12/11
<b>Matrix:</b>	SO - Soil	<b>Date Received:</b> 07/13/11
<b>Method:</b>	SW846 8015B	<b>Percent Solids:</b> n/a <sup>a</sup>
<b>Project:</b>	Romic Soil Investigation(Romic EPA) - 2081 Bay Road, East Palo Alto, CA	

	File ID	DF	Analyzed	By	Prep Date	Prep Batch	Analytical Batch
Run #1	JK21134.D	1	07/21/11	TT	n/a	n/a	GJK875
Run #2							

	Initial Weight
Run #1	5.16 g
Run #2	

## TPH Volatiles

CAS No.	Compound	Result	RL	MDL	Units	Q
	TPH-GRO (C6-C10)	ND	0.097	0.048	mg/kg	

CAS No.	Surrogate Recoveries	Run# 1	Run# 2	Limits
98-08-8	aaa-Trifluorotoluene	92%		60-157%

(a) All results reported on wet weight basis.

ND = Not detected      MDL - Method Detection Limit  
 RL = Reporting Limit  
 E = Indicates value exceeds calibration range

J = Indicates an estimated value  
 B = Indicates analyte found in associated method blank  
 N = Indicates presumptive evidence of a compound

### Report of Analysis

<b>Client Sample ID:</b> X8-6.5		
<b>Lab Sample ID:</b> C16957-15		<b>Date Sampled:</b> 07/12/11
<b>Matrix:</b> SO - Soil		<b>Date Received:</b> 07/13/11
<b>Method:</b> SW846 8015B M SW846 3545A		<b>Percent Solids:</b> n/a <sup>a</sup>
<b>Project:</b> Romic Soil Investigation(Romic EPA) - 2081 Bay Road, East Palo Alto, CA		

	File ID	DF	Analyzed	By	Prep Date	Prep Batch	Analytical Batch
Run #1	GG26799.D	1	07/17/11	JH	07/15/11	OP4237	GGG723
Run #2							

	Initial Weight	Final Volume
Run #1	10.0 g	1.0 ml
Run #2		

**TPH Extractable w/ Silica Gel Cleanup**

CAS No.	Compound	Result	RL	MDL	Units	Q
	TPH (C10-C28)	ND	10	5.0	mg/kg	
	TPH (> C28-C40)	ND	20	10	mg/kg	

CAS No.	Surrogate Recoveries	Run# 1	Run# 2	Limits
630-01-3	Hexacosane	65%		45-140%

(a) All results reported on wet weight basis.

ND = Not detected      MDL - Method Detection Limit  
 RL = Reporting Limit  
 E = Indicates value exceeds calibration range

J = Indicates an estimated value  
 B = Indicates analyte found in associated method blank  
 N = Indicates presumptive evidence of a compound

## Report of Analysis

<b>Client Sample ID:</b>	X8-6.5	<b>Date Sampled:</b>	07/12/11
<b>Lab Sample ID:</b>	C16957-15	<b>Date Received:</b>	07/13/11
<b>Matrix:</b>	SO - Soil	<b>Percent Solids:</b>	n/a <sup>a</sup>
<b>Project:</b>	Romic Soil Investigation(Romic EPA) - 2081 Bay Road,East Palo Alto,CA		

### Metals Analysis

Analyte	Result	RL	Units	DF	Prep	Analyzed By	Method	Prep Method
Cadmium	< 0.92	0.92	mg/kg	1	07/15/11	07/19/11 PH	SW846 6010B <sup>1</sup>	SW846 3050B <sup>2</sup>
Chromium	30.1	0.92	mg/kg	1	07/15/11	07/19/11 PH	SW846 6010B <sup>1</sup>	SW846 3050B <sup>2</sup>
Lead	5.0	1.8	mg/kg	1	07/15/11	07/19/11 PH	SW846 6010B <sup>1</sup>	SW846 3050B <sup>2</sup>

(1) Instrument QC Batch: MA1989

(2) Prep QC Batch: MP3707

(a) All results reported on wet weight basis.

RL = Reporting Limit

## Report of Analysis

<b>Client Sample ID:</b>	V11-0.7	<b>Date Sampled:</b>	07/12/11
<b>Lab Sample ID:</b>	C16957-16	<b>Date Received:</b>	07/13/11
<b>Matrix:</b>	SO - Soil	<b>Percent Solids:</b>	n/a <sup>a</sup>
<b>Method:</b>	SW846 8260B	<b>Project:</b> Romic Soil Investigation(Romic EPA) - 2081 Bay Road,East Palo Alto,CA	

Run #1	File ID	DF	Analyzed	By	Prep Date	Prep Batch	Analytical Batch
Run #1	M25828.D	1	07/22/11	TN	n/a	n/a	VM823
Run #2							

Run #1	Initial Weight
Run #1	5.88 g
Run #2	

## VOA 8260 List

CAS No.	Compound	Result	RL	MDL	Units	Q
67-64-1	Acetone	ND	85	17	ug/kg	
71-43-2	Benzene	ND	4.3	1.3	ug/kg	
108-86-1	Bromobenzene	ND	4.3	1.3	ug/kg	
74-97-5	Bromochloromethane	ND	4.3	1.3	ug/kg	
75-27-4	Bromodichloromethane	ND	4.3	0.85	ug/kg	
75-25-2	Bromoform	ND	4.3	0.85	ug/kg	
104-51-8	n-Butylbenzene	ND	4.3	1.3	ug/kg	
135-98-8	sec-Butylbenzene	ND	4.3	1.3	ug/kg	
98-06-6	tert-Butylbenzene	ND	4.3	1.3	ug/kg	
108-90-7	Chlorobenzene	ND	4.3	1.3	ug/kg	
75-00-3	Chloroethane	ND	4.3	1.3	ug/kg	
67-66-3	Chloroform	ND	4.3	1.3	ug/kg	
95-49-8	o-Chlorotoluene	ND	4.3	1.3	ug/kg	
106-43-4	p-Chlorotoluene	ND	4.3	1.3	ug/kg	
56-23-5	Carbon tetrachloride	ND	4.3	0.85	ug/kg	
75-34-3	1,1-Dichloroethane	ND	4.3	0.85	ug/kg	
75-35-4	1,1-Dichloroethylene	ND	4.3	1.3	ug/kg	
563-58-6	1,1-Dichloropropene	ND	4.3	1.3	ug/kg	
96-12-8	1,2-Dibromo-3-chloropropane	ND	4.3	0.85	ug/kg	
106-93-4	1,2-Dibromoethane	ND	4.3	0.85	ug/kg	
107-06-2	1,2-Dichloroethane	ND	4.3	1.3	ug/kg	
78-87-5	1,2-Dichloropropane	ND	4.3	1.3	ug/kg	
142-28-9	1,3-Dichloropropane	ND	4.3	1.3	ug/kg	
108-20-3	Di-Isopropyl ether	ND	4.3	1.3	ug/kg	
594-20-7	2,2-Dichloropropane	ND	4.3	1.3	ug/kg	
124-48-1	Dibromochloromethane	ND	4.3	0.85	ug/kg	
75-71-8	Dichlorodifluoromethane	ND	4.3	0.85	ug/kg	
156-59-2	cis-1,2-Dichloroethylene	ND	4.3	1.3	ug/kg	
10061-01-5	cis-1,3-Dichloropropene	ND	4.3	1.3	ug/kg	
541-73-1	m-Dichlorobenzene	ND	4.3	1.3	ug/kg	
95-50-1	o-Dichlorobenzene	ND	4.3	1.3	ug/kg	
106-46-7	p-Dichlorobenzene	ND	4.3	1.3	ug/kg	

ND = Not detected MDL - Method Detection Limit

RL = Reporting Limit

E = Indicates value exceeds calibration range

J = Indicates an estimated value

B = Indicates analyte found in associated method blank

N = Indicates presumptive evidence of a compound

## Report of Analysis

<b>Client Sample ID:</b>	V11-0.7	<b>Date Sampled:</b>	07/12/11
<b>Lab Sample ID:</b>	C16957-16	<b>Date Received:</b>	07/13/11
<b>Matrix:</b>	SO - Soil	<b>Percent Solids:</b>	n/a <sup>a</sup>
<b>Method:</b>	SW846 8260B	<b>Project:</b> Romic Soil Investigation(Romic EPA) - 2081 Bay Road,East Palo Alto,CA	

## VOA 8260 List

CAS No.	Compound	Result	RL	MDL	Units	Q
156-60-5	trans-1,2-Dichloroethylene	ND	4.3	1.3	ug/kg	
10061-02-6	trans-1,3-Dichloropropene	ND	4.3	1.3	ug/kg	
100-41-4	Ethylbenzene	ND	4.3	1.3	ug/kg	
637-92-3	Ethyl tert-Butyl Ether	ND	4.3	1.3	ug/kg	
591-78-6	2-Hexanone	ND	34	4.3	ug/kg	
87-68-3	Hexachlorobutadiene	ND	4.3	0.85	ug/kg	
98-82-8	Isopropylbenzene	ND	4.3	1.3	ug/kg	
99-87-6	p-Isopropyltoluene	ND	4.3	1.3	ug/kg	
108-10-1	4-Methyl-2-pentanone	ND	34	13	ug/kg	
74-83-9	Methyl bromide	ND	4.3	2.1	ug/kg	
74-87-3	Methyl chloride	ND	4.3	1.3	ug/kg	
74-95-3	Methylene bromide	ND	4.3	2.1	ug/kg	
75-09-2	Methylene chloride	ND	21	14	ug/kg	
78-93-3	Methyl ethyl ketone	ND	34	10	ug/kg	
1634-04-4	Methyl Tert Butyl Ether	ND	4.3	0.85	ug/kg	
91-20-3	Naphthalene	ND	4.3	1.3	ug/kg	
103-65-1	n-Propylbenzene	ND	4.3	1.3	ug/kg	
100-42-5	Styrene	ND	4.3	0.85	ug/kg	
994-05-8	Tert-Amyl Methyl Ether	ND	4.3	1.0	ug/kg	
75-65-0	Tert Butyl Alcohol	ND	34	8.5	ug/kg	
630-20-6	1,1,1,2-Tetrachloroethane	ND	4.3	0.85	ug/kg	
71-55-6	1,1,1-Trichloroethane	ND	4.3	1.3	ug/kg	
79-34-5	1,1,2,2-Tetrachloroethane	ND	4.3	0.85	ug/kg	
79-00-5	1,1,2-Trichloroethane	ND	4.3	0.85	ug/kg	
87-61-6	1,2,3-Trichlorobenzene	ND	4.3	1.3	ug/kg	
96-18-4	1,2,3-Trichloropropane	ND	4.3	1.3	ug/kg	
120-82-1	1,2,4-Trichlorobenzene	ND	4.3	1.3	ug/kg	
95-63-6	1,2,4-Trimethylbenzene	ND	4.3	1.3	ug/kg	
108-67-8	1,3,5-Trimethylbenzene	ND	4.3	1.3	ug/kg	
127-18-4	Tetrachloroethylene	ND	4.3	3.0	ug/kg	
108-88-3	Toluene	ND	4.3	1.3	ug/kg	
79-01-6	Trichloroethylene	ND	4.3	0.85	ug/kg	
75-69-4	Trichlorofluoromethane	ND	4.3	1.0	ug/kg	
75-01-4	Vinyl chloride	ND	4.3	2.1	ug/kg	
1330-20-7	Xylene (total)	ND	8.5	3.4	ug/kg	

CAS No.	Surrogate Recoveries	Run# 1	Run# 2	Limits
1868-53-7	Dibromofluoromethane	113%		60-130%
2037-26-5	Toluene-D8	98%		60-130%

ND = Not detected MDL - Method Detection Limit

RL = Reporting Limit

E = Indicates value exceeds calibration range

J = Indicates an estimated value

B = Indicates analyte found in associated method blank

N = Indicates presumptive evidence of a compound



**Report of Analysis**

<b>Client Sample ID:</b>	V11-0.7	<b>Date Sampled:</b>	07/12/11
<b>Lab Sample ID:</b>	C16957-16	<b>Date Received:</b>	07/13/11
<b>Matrix:</b>	SO - Soil	<b>Percent Solids:</b>	n/a <sup>a</sup>
<b>Method:</b>	SW846 8260B		
<b>Project:</b>	Romic Soil Investigation(Romic EPA) - 2081 Bay Road, East Palo Alto, CA		

**VOA 8260 List**

CAS No.	Surrogate Recoveries	Run# 1	Run# 2	Limits
460-00-4	4-Bromofluorobenzene	108%		60-130%

(a) All results reported on wet weight basis.

ND = Not detected      MDL - Method Detection Limit  
 RL = Reporting Limit  
 E = Indicates value exceeds calibration range

J = Indicates an estimated value  
 B = Indicates analyte found in associated method blank  
 N = Indicates presumptive evidence of a compound

## Report of Analysis

<b>Client Sample ID:</b>	V11-0.7	<b>Date Sampled:</b>	07/12/11
<b>Lab Sample ID:</b>	C16957-16	<b>Date Received:</b>	07/13/11
<b>Matrix:</b>	SO - Soil	<b>Percent Solids:</b>	n/a <sup>a</sup>
<b>Method:</b>	SW846 8270C SW846 3550B	<b>Project:</b> Romic Soil Investigation(Romic EPA) - 2081 Bay Road, East Palo Alto, CA	

Run #1	File ID	DF	Analyzed	By	Prep Date	Prep Batch	Analytical Batch
Run #1	Y8829.D	1	07/16/11	MT	07/16/11	OP4242	EY422
Run #2							

Run #1	Initial Weight	Final Volume
Run #1	10.0 g	1.0 ml
Run #2		

## ABN Full List

CAS No.	Compound	Result	RL	MDL	Units	Q
65-85-0	Benzoic acid	ND	1000	890	ug/kg	
95-57-8	2-Chlorophenol	ND	1000	680	ug/kg	
59-50-7	4-Chloro-3-methyl phenol	ND	500	420	ug/kg	
120-83-2	2,4-Dichlorophenol	ND	500	140	ug/kg	
105-67-9	2,4-Dimethylphenol	ND	500	150	ug/kg	
51-28-5	2,4-Dinitrophenol	ND	2500	850	ug/kg	
534-52-1	4,6-Dinitro-o-cresol	ND	2000	1000	ug/kg	
95-48-7	2-Methylphenol	ND	500	170	ug/kg	
	3&4-Methylphenol	ND	500	150	ug/kg	
88-75-5	2-Nitrophenol	ND	500	130	ug/kg	
100-02-7	4-Nitrophenol	ND	2000	1200	ug/kg	
87-86-5	Pentachlorophenol	ND	500	420	ug/kg	
108-95-2	Phenol	ND	2000	1300	ug/kg	
95-95-4	2,4,5-Trichlorophenol	ND	500	120	ug/kg	
88-06-2	2,4,6-Trichlorophenol	ND	500	160	ug/kg	
83-32-9	Acenaphthene	ND	1000	500	ug/kg	
208-96-8	Acenaphthylene	ND	500	200	ug/kg	
62-53-3	Aniline	ND	500	140	ug/kg	
120-12-7	Anthracene	ND	500	100	ug/kg	
103-33-3	Azobenzene	ND	500	170	ug/kg	
92-87-5	Benzidine	ND	2500	730	ug/kg	
56-55-3	Benzo(a)anthracene	ND	500	70	ug/kg	
50-32-8	Benzo(a)pyrene	ND	500	90	ug/kg	
205-99-2	Benzo(b)fluoranthene	ND	500	60	ug/kg	
191-24-2	Benzo(g,h,i)perylene	ND	500	150	ug/kg	
207-08-9	Benzo(k)fluoranthene	ND	500	120	ug/kg	
101-55-3	4-Bromophenyl phenyl ether	ND	500	150	ug/kg	
85-68-7	Butyl benzyl phthalate	ND	500	110	ug/kg	
100-51-6	Benzyl Alcohol	ND	1000	160	ug/kg	
91-58-7	2-Chloronaphthalene	ND	500	180	ug/kg	
106-47-8	4-Chloroaniline	ND	500	140	ug/kg	
86-74-8	Carbazole	ND	500	80	ug/kg	

ND = Not detected MDL - Method Detection Limit

RL = Reporting Limit

E = Indicates value exceeds calibration range

J = Indicates an estimated value

B = Indicates analyte found in associated method blank

N = Indicates presumptive evidence of a compound

## Report of Analysis

<b>Client Sample ID:</b>	V11-0.7	<b>Date Sampled:</b>	07/12/11
<b>Lab Sample ID:</b>	C16957-16	<b>Date Received:</b>	07/13/11
<b>Matrix:</b>	SO - Soil	<b>Percent Solids:</b>	n/a <sup>a</sup>
<b>Method:</b>	SW846 8270C SW846 3550B		
<b>Project:</b>	Romic Soil Investigation(Romic EPA) - 2081 Bay Road, East Palo Alto, CA		

## ABN Full List

CAS No.	Compound	Result	RL	MDL	Units	Q
218-01-9	Chrysene	ND	500	100	ug/kg	
111-91-1	bis(2-Chloroethoxy)methane	ND	500	180	ug/kg	
111-44-4	bis(2-Chloroethyl)ether	ND	500	230	ug/kg	
108-60-1	bis(2-Chloroisopropyl)ether	ND	500	270	ug/kg	
7005-72-3	4-Chlorophenyl phenyl ether	ND	500	190	ug/kg	
95-50-1	1,2-Dichlorobenzene	ND	500	160	ug/kg	
541-73-1	1,3-Dichlorobenzene	ND	500	150	ug/kg	
106-46-7	1,4-Dichlorobenzene	ND	500	420	ug/kg	
121-14-2	2,4-Dinitrotoluene	ND	500	460	ug/kg	
606-20-2	2,6-Dinitrotoluene	ND	1000	320	ug/kg	
91-94-1	3,3'-Dichlorobenzidine	ND	2500	140	ug/kg	
53-70-3	Dibenzo(a,h)anthracene	ND	500	130	ug/kg	
132-64-9	Dibenzofuran	ND	500	160	ug/kg	
122-39-4	Diphenylamine	ND	500	120	ug/kg	
84-74-2	Di-n-butyl phthalate	ND	500	100	ug/kg	
117-84-0	Di-n-octyl phthalate	ND	500	130	ug/kg	
84-66-2	Diethyl phthalate	ND	500	170	ug/kg	
131-11-3	Dimethyl phthalate	ND	500	180	ug/kg	
117-81-7	bis(2-Ethylhexyl)phthalate	ND	500	220	ug/kg	
206-44-0	Fluoranthene	ND	500	100	ug/kg	
86-73-7	Fluorene	ND	500	180	ug/kg	
118-74-1	Hexachlorobenzene	ND	500	130	ug/kg	
87-68-3	Hexachlorobutadiene	ND	500	190	ug/kg	
77-47-4	Hexachlorocyclopentadiene	ND	500	140	ug/kg	
67-72-1	Hexachloroethane	ND	500	160	ug/kg	
193-39-5	Indeno(1,2,3-cd)pyrene	ND	500	140	ug/kg	
78-59-1	Isophorone	ND	500	170	ug/kg	
90-12-0	1-Methylnaphthalene	ND	500	160	ug/kg	
91-57-6	2-Methylnaphthalene	ND	500	160	ug/kg	
88-74-4	2-Nitroaniline	ND	500	120	ug/kg	
99-09-2	3-Nitroaniline	ND	500	120	ug/kg	
100-01-6	4-Nitroaniline	ND	500	300	ug/kg	
91-20-3	Naphthalene	ND	500	170	ug/kg	
98-95-3	Nitrobenzene	ND	500	160	ug/kg	
62-75-9	N-Nitrosodimethylamine	ND	5000	2200	ug/kg	
621-64-7	N-Nitroso-di-n-propylamine	ND	1000	550	ug/kg	
85-01-8	Phenanthrene	ND	500	110	ug/kg	
129-00-0	Pyrene	ND	1000	680	ug/kg	
110-86-1	Pyridine	ND	2000	220	ug/kg	
120-82-1	1,2,4-Trichlorobenzene	ND	500	340	ug/kg	

ND = Not detected MDL - Method Detection Limit

RL = Reporting Limit

E = Indicates value exceeds calibration range

J = Indicates an estimated value

B = Indicates analyte found in associated method blank

N = Indicates presumptive evidence of a compound

## Report of Analysis

<b>Client Sample ID:</b>	V11-0.7	
<b>Lab Sample ID:</b>	C16957-16	<b>Date Sampled:</b> 07/12/11
<b>Matrix:</b>	SO - Soil	<b>Date Received:</b> 07/13/11
<b>Method:</b>	SW846 8270C SW846 3550B	<b>Percent Solids:</b> n/a <sup>a</sup>
<b>Project:</b>	Romic Soil Investigation(Romic EPA) - 2081 Bay Road, East Palo Alto, CA	

## ABN Full List

CAS No.	Surrogate Recoveries	Run# 1	Run# 2	Limits
367-12-4	2-Fluorophenol	57%		20-100%
4165-62-2	Phenol-d5	57%		20-100%
118-79-6	2,4,6-Tribromophenol	65%		30-100%
4165-60-0	Nitrobenzene-d5	57%		20-100%
321-60-8	2-Fluorobiphenyl	54%		20-106%
1718-51-0	Terphenyl-d14	75%		55-130%

(a) All results reported on wet weight basis.

ND = Not detected      MDL - Method Detection Limit  
 RL = Reporting Limit  
 E = Indicates value exceeds calibration range

J = Indicates an estimated value  
 B = Indicates analyte found in associated method blank  
 N = Indicates presumptive evidence of a compound

## Report of Analysis

<b>Client Sample ID:</b> V11-0.7		<b>Date Sampled:</b> 07/12/11
<b>Lab Sample ID:</b> C16957-16		<b>Date Received:</b> 07/13/11
<b>Matrix:</b> SO - Soil		<b>Percent Solids:</b> n/a <sup>a</sup>
<b>Method:</b> SW846 8015B		
<b>Project:</b> Romic Soil Investigation(Romic EPA) - 2081 Bay Road, East Palo Alto, CA		

Run #	File ID	DF	Analyzed	By	Prep Date	Prep Batch	Analytical Batch
Run #1	JK21135.D	1	07/21/11	TT	n/a	n/a	GJK875
Run #2							

Run #	Initial Weight
Run #1	5.26 g
Run #2	

### TPH Volatiles

CAS No.	Compound	Result	RL	MDL	Units	Q
	TPH-GRO (C6-C10)	ND	0.095	0.048	mg/kg	

CAS No.	Surrogate Recoveries	Run# 1	Run# 2	Limits
98-08-8	aaa-Trifluorotoluene	91%		60-157%

(a) All results reported on wet weight basis.

ND = Not detected      MDL - Method Detection Limit  
 RL = Reporting Limit  
 E = Indicates value exceeds calibration range

J = Indicates an estimated value  
 B = Indicates analyte found in associated method blank  
 N = Indicates presumptive evidence of a compound

## Report of Analysis

<b>Client Sample ID:</b>	V11-0.7	<b>Date Sampled:</b>	07/12/11
<b>Lab Sample ID:</b>	C16957-16	<b>Date Received:</b>	07/13/11
<b>Matrix:</b>	SO - Soil	<b>Percent Solids:</b>	n/a <sup>a</sup>
<b>Method:</b>	SW846 8081A SW846 3545A	<b>Project:</b> Romic Soil Investigation(Romic EPA) - 2081 Bay Road, East Palo Alto, CA	

Run #1	File ID	DF	Analyzed	By	Prep Date	Prep Batch	Analytical Batch
Run #1	OO22674.D	1	07/24/11	RV	07/15/11	OP4230	G00726
Run #2							

Run #1	Initial Weight	Final Volume
Run #1	10.1 g	10.0 ml
Run #2		

## Pesticide PPL List

CAS No.	Compound	Result	RL	MDL	Units	Q
309-00-2	Aldrin	ND	25	9.9	ug/kg	
319-84-6	alpha-BHC	ND	25	11	ug/kg	
319-85-7	beta-BHC	ND	25	3.5	ug/kg	
319-86-8	delta-BHC	ND	25	3.5	ug/kg	
58-89-9	gamma-BHC (Lindane)	ND	25	7.4	ug/kg	
12789-03-6	Chlordane	ND	99	99	ug/kg	
60-57-1	Dieldrin	ND	25	3.0	ug/kg	
72-54-8	4,4' -DDD	ND	25	3.5	ug/kg	
72-55-9	4,4' -DDE	ND	25	3.0	ug/kg	
50-29-3	4,4' -DDT <sup>b</sup>	ND	25	3.0	ug/kg	
72-20-8	Endrin	ND	25	3.0	ug/kg	
7421-93-4	Endrin aldehyde	ND	25	5.9	ug/kg	
959-98-8	Endosulfan-I	ND	25	3.5	ug/kg	
33213-65-9	Endosulfan-II	ND	25	3.5	ug/kg	
1031-07-8	Endosulfan sulfate	ND	25	7.9	ug/kg	
76-44-8	Heptachlor	ND	25	5.9	ug/kg	
1024-57-3	Heptachlor epoxide	ND	25	4.0	ug/kg	
72-43-5	Methoxychlor	ND	25	3.5	ug/kg	
8001-35-2	Toxaphene	ND	99	99	ug/kg	

CAS No.	Surrogate Recoveries	Run# 1	Run# 2	Limits
877-09-8	Tetrachloro-m-xylene	44%		35-132%
877-09-8	Tetrachloro-m-xylene	47%		35-132%
2051-24-3	Decachlorobiphenyl	74%		35-132%
2051-24-3	Decachlorobiphenyl	82%		35-132%

(a) All results reported on wet weight basis.

(b) Result from signal#2.

ND = Not detected MDL - Method Detection Limit

RL = Reporting Limit

E = Indicates value exceeds calibration range

J = Indicates an estimated value

B = Indicates analyte found in associated method blank

N = Indicates presumptive evidence of a compound

### Report of Analysis

<b>Client Sample ID:</b>	V11-0.7	<b>Date Sampled:</b>	07/12/11
<b>Lab Sample ID:</b>	C16957-16	<b>Date Received:</b>	07/13/11
<b>Matrix:</b>	SO - Soil	<b>Percent Solids:</b>	n/a <sup>a</sup>
<b>Method:</b>	SW846 8082 SW846 3545A	<b>Project:</b> Romic Soil Investigation(Romic EPA) - 2081 Bay Road,East Palo Alto,CA	

Run #1	File ID	DF	Analyzed	By	Prep Date	Prep Batch	Analytical Batch
Run #1	PP20061.D	1	07/17/11	RV	07/15/11	OP4231	GPP685
Run #2							

Run #1	Initial Weight	Final Volume
Run #1	10.1 g	10.0 ml
Run #2		

**PCB List**

CAS No.	Compound	Result	RL	MDL	Units	Q
12674-11-2	Aroclor 1016	ND	99	17	ug/kg	
11104-28-2	Aroclor 1221	ND	99	50	ug/kg	
11141-16-5	Aroclor 1232	ND	99	50	ug/kg	
53469-21-9	Aroclor 1242	ND	99	50	ug/kg	
12672-29-6	Aroclor 1248	ND	99	50	ug/kg	
11097-69-1	Aroclor 1254	ND	99	50	ug/kg	
11096-82-5	Aroclor 1260	ND	99	20	ug/kg	

CAS No.	Surrogate Recoveries	Run# 1	Run# 2	Limits
877-09-8	Tetrachloro-m-xylene	45%		45-108%
877-09-8	Tetrachloro-m-xylene	46%		45-108%
2051-24-3	Decachlorobiphenyl	97%		54-121%
2051-24-3	Decachlorobiphenyl	84%		54-121%

(a) All results reported on wet weight basis.

ND = Not detected      MDL - Method Detection Limit  
 RL = Reporting Limit  
 E = Indicates value exceeds calibration range

J = Indicates an estimated value  
 B = Indicates analyte found in associated method blank  
 N = Indicates presumptive evidence of a compound

## Report of Analysis

<b>Client Sample ID:</b> V11-0.7		<b>Date Sampled:</b> 07/12/11
<b>Lab Sample ID:</b> C16957-16		<b>Date Received:</b> 07/13/11
<b>Matrix:</b> SO - Soil		<b>Percent Solids:</b> n/a <sup>a</sup>
<b>Method:</b> SW846 8015B M SW846 3545A		
<b>Project:</b> Romic Soil Investigation(Romic EPA) - 2081 Bay Road, East Palo Alto, CA		

Run #	File ID	DF	Analyzed	By	Prep Date	Prep Batch	Analytical Batch
Run #1	GG26800.D	1	07/17/11	JH	07/15/11	OP4237	GGG723
Run #2							

Run #	Initial Weight	Final Volume
Run #1	10.3 g	1.0 ml
Run #2		

**TPH Extractable w/ Silica Gel Cleanup**

CAS No.	Compound	Result	RL	MDL	Units	Q
	TPH (C10-C28)	21.7	9.7	4.9	mg/kg	
	TPH (> C28-C40)	20.2	19	9.7	mg/kg	

CAS No.	Surrogate Recoveries	Run# 1	Run# 2	Limits
630-01-3	Hexacosane	71%		45-140%

(a) All results reported on wet weight basis.

ND = Not detected      MDL - Method Detection Limit  
 RL = Reporting Limit  
 E = Indicates value exceeds calibration range

J = Indicates an estimated value  
 B = Indicates analyte found in associated method blank  
 N = Indicates presumptive evidence of a compound



## Report of Analysis

<b>Client Sample ID:</b>	V11-0.7	<b>Date Sampled:</b>	07/12/11
<b>Lab Sample ID:</b>	C16957-16	<b>Date Received:</b>	07/13/11
<b>Matrix:</b>	SO - Soil	<b>Percent Solids:</b>	n/a <sup>a</sup>
<b>Project:</b>	Romic Soil Investigation(Romic EPA) - 2081 Bay Road,East Palo Alto,CA		

## Metals Analysis

Analyte	Result	RL	Units	DF	Prep	Analyzed By	Method	Prep Method
Antimony <sup>b</sup>	< 8.8	8.8	mg/kg	5	07/15/11	07/19/11 PH	SW846 6010B <sup>1</sup>	SW846 3050B <sup>3</sup>
Arsenic <sup>b</sup>	< 8.8	8.8	mg/kg	5	07/15/11	07/19/11 PH	SW846 6010B <sup>1</sup>	SW846 3050B <sup>3</sup>
Barium <sup>b</sup>	< 88	88	mg/kg	5	07/15/11	07/19/11 PH	SW846 6010B <sup>1</sup>	SW846 3050B <sup>3</sup>
Beryllium <sup>b</sup>	< 4.4	4.4	mg/kg	5	07/15/11	07/19/11 PH	SW846 6010B <sup>1</sup>	SW846 3050B <sup>3</sup>
Cadmium <sup>b</sup>	< 4.4	4.4	mg/kg	5	07/15/11	07/19/11 PH	SW846 6010B <sup>1</sup>	SW846 3050B <sup>3</sup>
Chromium <sup>b</sup>	61.0	4.4	mg/kg	5	07/15/11	07/19/11 PH	SW846 6010B <sup>1</sup>	SW846 3050B <sup>3</sup>
Cobalt <sup>b</sup>	19.6	4.4	mg/kg	5	07/15/11	07/19/11 PH	SW846 6010B <sup>1</sup>	SW846 3050B <sup>3</sup>
Copper <sup>b</sup>	65.0	11	mg/kg	5	07/15/11	07/19/11 PH	SW846 6010B <sup>1</sup>	SW846 3050B <sup>3</sup>
Lead <sup>b</sup>	46.5	8.8	mg/kg	5	07/15/11	07/19/11 PH	SW846 6010B <sup>1</sup>	SW846 3050B <sup>3</sup>
Mercury	< 0.037	0.037	mg/kg	1	07/18/11	07/19/11 RW	SW846 7471A <sup>2</sup>	SW846 7471A <sup>4</sup>
Molybdenum <sup>b</sup>	< 8.8	8.8	mg/kg	5	07/15/11	07/19/11 PH	SW846 6010B <sup>1</sup>	SW846 3050B <sup>3</sup>
Nickel <sup>b</sup>	48.0	4.4	mg/kg	5	07/15/11	07/19/11 PH	SW846 6010B <sup>1</sup>	SW846 3050B <sup>3</sup>
Selenium <sup>b</sup>	< 8.8	8.8	mg/kg	5	07/15/11	07/19/11 PH	SW846 6010B <sup>1</sup>	SW846 3050B <sup>3</sup>
Silver <sup>b</sup>	< 4.4	4.4	mg/kg	5	07/15/11	07/19/11 PH	SW846 6010B <sup>1</sup>	SW846 3050B <sup>3</sup>
Thallium <sup>b</sup>	< 8.8	8.8	mg/kg	5	07/15/11	07/19/11 PH	SW846 6010B <sup>1</sup>	SW846 3050B <sup>3</sup>
Vanadium <sup>b</sup>	119	4.4	mg/kg	5	07/15/11	07/19/11 PH	SW846 6010B <sup>1</sup>	SW846 3050B <sup>3</sup>
Zinc <sup>b</sup>	104	8.8	mg/kg	5	07/15/11	07/19/11 PH	SW846 6010B <sup>1</sup>	SW846 3050B <sup>3</sup>

(1) Instrument QC Batch: MA1989

(2) Instrument QC Batch: MA1994

(3) Prep QC Batch: MP3707

(4) Prep QC Batch: MP3713

(a) All results reported on wet weight basis.

(b) Elevated reporting limit(s) due to matrix interference and/or dilution required for high interfering element.

RL = Reporting Limit

## Report of Analysis

<b>Client Sample ID:</b>	V11-3.2	<b>Date Sampled:</b>	07/12/11
<b>Lab Sample ID:</b>	C16957-17	<b>Date Received:</b>	07/13/11
<b>Matrix:</b>	SO - Soil	<b>Percent Solids:</b>	n/a <sup>a</sup>
<b>Method:</b>	SW846 8260B	<b>Project:</b> Romic Soil Investigation(Romic EPA) - 2081 Bay Road, East Palo Alto, CA	

Run #	File ID	DF	Analyzed	By	Prep Date	Prep Batch	Analytical Batch
Run #1	M25868.D	1	07/24/11	TN	n/a	n/a	VM825
Run #2							

Run #	Initial Weight
Run #1	5.96 g
Run #2	

## VOA 8260 List

CAS No.	Compound	Result	RL	MDL	Units	Q
67-64-1	Acetone	76.1	84	17	ug/kg	J
71-43-2	Benzene	ND	4.2	1.3	ug/kg	
108-86-1	Bromobenzene	ND	4.2	1.3	ug/kg	
74-97-5	Bromochloromethane	ND	4.2	1.3	ug/kg	
75-27-4	Bromodichloromethane	ND	4.2	0.84	ug/kg	
75-25-2	Bromoform	ND	4.2	0.84	ug/kg	
104-51-8	n-Butylbenzene	ND	4.2	1.3	ug/kg	
135-98-8	sec-Butylbenzene	ND	4.2	1.3	ug/kg	
98-06-6	tert-Butylbenzene	ND	4.2	1.3	ug/kg	
108-90-7	Chlorobenzene	ND	4.2	1.3	ug/kg	
75-00-3	Chloroethane	ND	4.2	1.3	ug/kg	
67-66-3	Chloroform	ND	4.2	1.3	ug/kg	
95-49-8	o-Chlorotoluene	ND	4.2	1.3	ug/kg	
106-43-4	p-Chlorotoluene	ND	4.2	1.3	ug/kg	
56-23-5	Carbon tetrachloride	ND	4.2	0.84	ug/kg	
75-34-3	1,1-Dichloroethane	ND	4.2	0.84	ug/kg	
75-35-4	1,1-Dichloroethylene	ND	4.2	1.3	ug/kg	
563-58-6	1,1-Dichloropropene	ND	4.2	1.3	ug/kg	
96-12-8	1,2-Dibromo-3-chloropropane	ND	4.2	0.84	ug/kg	
106-93-4	1,2-Dibromoethane	ND	4.2	0.84	ug/kg	
107-06-2	1,2-Dichloroethane	ND	4.2	1.3	ug/kg	
78-87-5	1,2-Dichloropropane	ND	4.2	1.3	ug/kg	
142-28-9	1,3-Dichloropropane	ND	4.2	1.3	ug/kg	
108-20-3	Di-Isopropyl ether	ND	4.2	1.3	ug/kg	
594-20-7	2,2-Dichloropropane	ND	4.2	1.3	ug/kg	
124-48-1	Dibromochloromethane	ND	4.2	0.84	ug/kg	
75-71-8	Dichlorodifluoromethane	ND	4.2	0.84	ug/kg	
156-59-2	cis-1,2-Dichloroethylene	ND	4.2	1.3	ug/kg	
10061-01-5	cis-1,3-Dichloropropene	ND	4.2	1.3	ug/kg	
541-73-1	m-Dichlorobenzene	ND	4.2	1.3	ug/kg	
95-50-1	o-Dichlorobenzene	ND	4.2	1.3	ug/kg	
106-46-7	p-Dichlorobenzene	ND	4.2	1.3	ug/kg	

ND = Not detected MDL - Method Detection Limit

RL = Reporting Limit

E = Indicates value exceeds calibration range

J = Indicates an estimated value

B = Indicates analyte found in associated method blank

N = Indicates presumptive evidence of a compound

## Report of Analysis

<b>Client Sample ID:</b>	V11-3.2	<b>Date Sampled:</b>	07/12/11
<b>Lab Sample ID:</b>	C16957-17	<b>Date Received:</b>	07/13/11
<b>Matrix:</b>	SO - Soil	<b>Percent Solids:</b>	n/a <sup>a</sup>
<b>Method:</b>	SW846 8260B	<b>Project:</b> Romic Soil Investigation(Romic EPA) - 2081 Bay Road,East Palo Alto,CA	

## VOA 8260 List

CAS No.	Compound	Result	RL	MDL	Units	Q
156-60-5	trans-1,2-Dichloroethylene	ND	4.2	1.3	ug/kg	
10061-02-6	trans-1,3-Dichloropropene	ND	4.2	1.3	ug/kg	
100-41-4	Ethylbenzene	ND	4.2	1.3	ug/kg	
637-92-3	Ethyl tert-Butyl Ether	ND	4.2	1.3	ug/kg	
591-78-6	2-Hexanone	ND	34	4.2	ug/kg	
87-68-3	Hexachlorobutadiene	ND	4.2	0.84	ug/kg	
98-82-8	Isopropylbenzene	ND	4.2	1.3	ug/kg	
99-87-6	p-Isopropyltoluene	ND	4.2	1.3	ug/kg	
108-10-1	4-Methyl-2-pentanone	ND	34	13	ug/kg	
74-83-9	Methyl bromide	ND	4.2	2.1	ug/kg	
74-87-3	Methyl chloride	ND	4.2	1.3	ug/kg	
74-95-3	Methylene bromide	ND	4.2	2.1	ug/kg	
75-09-2	Methylene chloride	ND	21	13	ug/kg	
78-93-3	Methyl ethyl ketone	13.4	34	10	ug/kg	J
1634-04-4	Methyl Tert Butyl Ether	ND	4.2	0.84	ug/kg	
91-20-3	Naphthalene	ND	4.2	1.3	ug/kg	
103-65-1	n-Propylbenzene	ND	4.2	1.3	ug/kg	
100-42-5	Styrene	ND	4.2	0.84	ug/kg	
994-05-8	Tert-Amyl Methyl Ether	ND	4.2	1.0	ug/kg	
75-65-0	Tert Butyl Alcohol	ND	34	8.4	ug/kg	
630-20-6	1,1,1,2-Tetrachloroethane	ND	4.2	0.84	ug/kg	
71-55-6	1,1,1-Trichloroethane	ND	4.2	1.3	ug/kg	
79-34-5	1,1,2,2-Tetrachloroethane	ND	4.2	0.84	ug/kg	
79-00-5	1,1,2-Trichloroethane	ND	4.2	0.84	ug/kg	
87-61-6	1,2,3-Trichlorobenzene	ND	4.2	1.3	ug/kg	
96-18-4	1,2,3-Trichloropropane	ND	4.2	1.3	ug/kg	
120-82-1	1,2,4-Trichlorobenzene	ND	4.2	1.3	ug/kg	
95-63-6	1,2,4-Trimethylbenzene	ND	4.2	1.3	ug/kg	
108-67-8	1,3,5-Trimethylbenzene	ND	4.2	1.3	ug/kg	
127-18-4	Tetrachloroethylene	ND	4.2	2.9	ug/kg	
108-88-3	Toluene	ND	4.2	1.3	ug/kg	
79-01-6	Trichloroethylene	ND	4.2	0.84	ug/kg	
75-69-4	Trichlorofluoromethane <sup>b</sup>	ND	4.2	1.0	ug/kg	
75-01-4	Vinyl chloride	ND	4.2	2.1	ug/kg	
1330-20-7	Xylene (total)	ND	8.4	3.4	ug/kg	

CAS No.	Surrogate Recoveries	Run# 1	Run# 2	Limits
1868-53-7	Dibromofluoromethane	104%		60-130%
2037-26-5	Toluene-D8	101%		60-130%

ND = Not detected MDL - Method Detection Limit

RL = Reporting Limit

E = Indicates value exceeds calibration range

J = Indicates an estimated value

B = Indicates analyte found in associated method blank

N = Indicates presumptive evidence of a compound

## Report of Analysis

<b>Client Sample ID:</b>	V11-3.2	<b>Date Sampled:</b>	07/12/11
<b>Lab Sample ID:</b>	C16957-17	<b>Date Received:</b>	07/13/11
<b>Matrix:</b>	SO - Soil	<b>Percent Solids:</b>	n/a <sup>a</sup>
<b>Method:</b>	SW846 8260B	<b>Project:</b> Romic Soil Investigation(Romic EPA) - 2081 Bay Road, East Palo Alto, CA	

### VOA 8260 List

CAS No.	Surrogate Recoveries	Run# 1	Run# 2	Limits
460-00-4	4-Bromofluorobenzene	92%		60-130%

- (a) All results reported on wet weight basis.
- (b) CCV outside of control limits (biased high); not detected in sample.

ND = Not detected      MDL - Method Detection Limit  
 RL = Reporting Limit  
 E = Indicates value exceeds calibration range

J = Indicates an estimated value  
 B = Indicates analyte found in associated method blank  
 N = Indicates presumptive evidence of a compound

## Report of Analysis

<b>Client Sample ID:</b>	V11-3.2	<b>Date Sampled:</b>	07/12/11
<b>Lab Sample ID:</b>	C16957-17	<b>Date Received:</b>	07/13/11
<b>Matrix:</b>	SO - Soil	<b>Percent Solids:</b>	n/a <sup>a</sup>
<b>Method:</b>	SW846 8270C SW846 3550B	<b>Project:</b> Romic Soil Investigation(Romic EPA) - 2081 Bay Road, East Palo Alto, CA	

Run #1	File ID	DF	Analyzed	By	Prep Date	Prep Batch	Analytical Batch
Run #1	Y8830.D	1	07/16/11	MT	07/16/11	OP4242	EY422
Run #2							

Run #1	Initial Weight	Final Volume
Run #1	10.3 g	1.0 ml
Run #2		

## ABN Full List

CAS No.	Compound	Result	RL	MDL	Units	Q
65-85-0	Benzoic acid	ND	970	860	ug/kg	
95-57-8	2-Chlorophenol	ND	970	660	ug/kg	
59-50-7	4-Chloro-3-methyl phenol	ND	490	410	ug/kg	
120-83-2	2,4-Dichlorophenol	ND	490	140	ug/kg	
105-67-9	2,4-Dimethylphenol	ND	490	150	ug/kg	
51-28-5	2,4-Dinitrophenol	ND	2400	830	ug/kg	
534-52-1	4,6-Dinitro-o-cresol	ND	1900	1000	ug/kg	
95-48-7	2-Methylphenol	ND	490	170	ug/kg	
	3&4-Methylphenol	ND	490	150	ug/kg	
88-75-5	2-Nitrophenol	ND	490	130	ug/kg	
100-02-7	4-Nitrophenol	ND	1900	1200	ug/kg	
87-86-5	Pentachlorophenol	ND	490	410	ug/kg	
108-95-2	Phenol	ND	1900	1300	ug/kg	
95-95-4	2,4,5-Trichlorophenol	ND	490	120	ug/kg	
88-06-2	2,4,6-Trichlorophenol	ND	490	160	ug/kg	
83-32-9	Acenaphthene	ND	970	490	ug/kg	
208-96-8	Acenaphthylene	ND	490	190	ug/kg	
62-53-3	Aniline	ND	490	140	ug/kg	
120-12-7	Anthracene	ND	490	97	ug/kg	
103-33-3	Azobenzene	ND	490	170	ug/kg	
92-87-5	Benzidine	ND	2400	710	ug/kg	
56-55-3	Benzo(a)anthracene	ND	490	68	ug/kg	
50-32-8	Benzo(a)pyrene	ND	490	87	ug/kg	
205-99-2	Benzo(b)fluoranthene	ND	490	58	ug/kg	
191-24-2	Benzo(g,h,i)perylene	ND	490	150	ug/kg	
207-08-9	Benzo(k)fluoranthene	ND	490	120	ug/kg	
101-55-3	4-Bromophenyl phenyl ether	ND	490	150	ug/kg	
85-68-7	Butyl benzyl phthalate	ND	490	110	ug/kg	
100-51-6	Benzyl Alcohol	ND	970	160	ug/kg	
91-58-7	2-Chloronaphthalene	ND	490	170	ug/kg	
106-47-8	4-Chloroaniline	ND	490	140	ug/kg	
86-74-8	Carbazole	ND	490	78	ug/kg	

ND = Not detected MDL - Method Detection Limit

RL = Reporting Limit

E = Indicates value exceeds calibration range

J = Indicates an estimated value

B = Indicates analyte found in associated method blank

N = Indicates presumptive evidence of a compound

## Report of Analysis

<b>Client Sample ID:</b>	V11-3.2	<b>Date Sampled:</b>	07/12/11
<b>Lab Sample ID:</b>	C16957-17	<b>Date Received:</b>	07/13/11
<b>Matrix:</b>	SO - Soil	<b>Percent Solids:</b>	n/a <sup>a</sup>
<b>Method:</b>	SW846 8270C SW846 3550B		
<b>Project:</b>	Romic Soil Investigation(Romic EPA) - 2081 Bay Road,East Palo Alto,CA		

## ABN Full List

CAS No.	Compound	Result	RL	MDL	Units	Q
218-01-9	Chrysene	ND	490	97	ug/kg	
111-91-1	bis(2-Chloroethoxy)methane	ND	490	170	ug/kg	
111-44-4	bis(2-Chloroethyl)ether	ND	490	220	ug/kg	
108-60-1	bis(2-Chloroisopropyl)ether	ND	490	260	ug/kg	
7005-72-3	4-Chlorophenyl phenyl ether	ND	490	180	ug/kg	
95-50-1	1,2-Dichlorobenzene	ND	490	160	ug/kg	
541-73-1	1,3-Dichlorobenzene	ND	490	150	ug/kg	
106-46-7	1,4-Dichlorobenzene	ND	490	410	ug/kg	
121-14-2	2,4-Dinitrotoluene	ND	490	450	ug/kg	
606-20-2	2,6-Dinitrotoluene	ND	970	310	ug/kg	
91-94-1	3,3'-Dichlorobenzidine	ND	2400	140	ug/kg	
53-70-3	Dibenzo(a,h)anthracene	ND	490	130	ug/kg	
132-64-9	Dibenzofuran	ND	490	160	ug/kg	
122-39-4	Diphenylamine	ND	490	120	ug/kg	
84-74-2	Di-n-butyl phthalate	ND	490	97	ug/kg	
117-84-0	Di-n-octyl phthalate	ND	490	130	ug/kg	
84-66-2	Diethyl phthalate	ND	490	170	ug/kg	
131-11-3	Dimethyl phthalate	ND	490	170	ug/kg	
117-81-7	bis(2-Ethylhexyl)phthalate	ND	490	210	ug/kg	
206-44-0	Fluoranthene	ND	490	97	ug/kg	
86-73-7	Fluorene	ND	490	170	ug/kg	
118-74-1	Hexachlorobenzene	ND	490	130	ug/kg	
87-68-3	Hexachlorobutadiene	ND	490	180	ug/kg	
77-47-4	Hexachlorocyclopentadiene	ND	490	140	ug/kg	
67-72-1	Hexachloroethane	ND	490	160	ug/kg	
193-39-5	Indeno(1,2,3-cd)pyrene	ND	490	140	ug/kg	
78-59-1	Isophorone	ND	490	170	ug/kg	
90-12-0	1-Methylnaphthalene	ND	490	160	ug/kg	
91-57-6	2-Methylnaphthalene	ND	490	160	ug/kg	
88-74-4	2-Nitroaniline	ND	490	120	ug/kg	
99-09-2	3-Nitroaniline	ND	490	120	ug/kg	
100-01-6	4-Nitroaniline	ND	490	290	ug/kg	
91-20-3	Naphthalene	ND	490	170	ug/kg	
98-95-3	Nitrobenzene	ND	490	160	ug/kg	
62-75-9	N-Nitrosodimethylamine	ND	4900	2100	ug/kg	
621-64-7	N-Nitroso-di-n-propylamine	ND	970	530	ug/kg	
85-01-8	Phenanthrene	ND	490	110	ug/kg	
129-00-0	Pyrene	ND	970	660	ug/kg	
110-86-1	Pyridine	ND	1900	210	ug/kg	
120-82-1	1,2,4-Trichlorobenzene	ND	490	330	ug/kg	

ND = Not detected MDL - Method Detection Limit

RL = Reporting Limit

E = Indicates value exceeds calibration range

J = Indicates an estimated value

B = Indicates analyte found in associated method blank

N = Indicates presumptive evidence of a compound

## Report of Analysis

<b>Client Sample ID:</b>	V11-3.2		<b>Date Sampled:</b>	07/12/11
<b>Lab Sample ID:</b>	C16957-17		<b>Date Received:</b>	07/13/11
<b>Matrix:</b>	SO - Soil		<b>Percent Solids:</b>	n/a <sup>a</sup>
<b>Method:</b>	SW846 8270C SW846 3550B			
<b>Project:</b>	Romic Soil Investigation(Romic EPA) - 2081 Bay Road, East Palo Alto, CA			

## ABN Full List

CAS No.	Surrogate Recoveries	Run# 1	Run# 2	Limits
367-12-4	2-Fluorophenol	58%		20-100%
4165-62-2	Phenol-d5	60%		20-100%
118-79-6	2,4,6-Tribromophenol	83%		30-100%
4165-60-0	Nitrobenzene-d5	58%		20-100%
321-60-8	2-Fluorobiphenyl	59%		20-106%
1718-51-0	Terphenyl-d14	105%		55-130%

(a) All results reported on wet weight basis.

ND = Not detected      MDL - Method Detection Limit  
 RL = Reporting Limit  
 E = Indicates value exceeds calibration range

J = Indicates an estimated value  
 B = Indicates analyte found in associated method blank  
 N = Indicates presumptive evidence of a compound

## Report of Analysis

<b>Client Sample ID:</b>	V11-3.2	<b>Date Sampled:</b>	07/12/11
<b>Lab Sample ID:</b>	C16957-17	<b>Date Received:</b>	07/13/11
<b>Matrix:</b>	SO - Soil	<b>Percent Solids:</b>	n/a <sup>a</sup>
<b>Method:</b>	SW846 8015B	<b>Project:</b> Romic Soil Investigation(Romic EPA) - 2081 Bay Road, East Palo Alto, CA	

	File ID	DF	Analyzed	By	Prep Date	Prep Batch	Analytical Batch
Run #1	JK21136.D	1	07/21/11	TT	n/a	n/a	GJK875
Run #2							

	Initial Weight
Run #1	5.12 g
Run #2	

### TPH Volatiles

CAS No.	Compound	Result	RL	MDL	Units	Q
	TPH-GRO (C6-C10)	ND	0.098	0.049	mg/kg	

CAS No.	Surrogate Recoveries	Run# 1	Run# 2	Limits
98-08-8	aaa-Trifluorotoluene	90%		60-157%

(a) All results reported on wet weight basis.

ND = Not detected      MDL - Method Detection Limit  
 RL = Reporting Limit  
 E = Indicates value exceeds calibration range

J = Indicates an estimated value  
 B = Indicates analyte found in associated method blank  
 N = Indicates presumptive evidence of a compound



## Report of Analysis

Page 1 of 1

<b>Client Sample ID:</b>	V11-3.2	<b>Date Sampled:</b>	07/12/11
<b>Lab Sample ID:</b>	C16957-17	<b>Date Received:</b>	07/13/11
<b>Matrix:</b>	SO - Soil	<b>Percent Solids:</b>	n/a <sup>a</sup>
<b>Method:</b>	SW846 8081A SW846 3545A	<b>Project:</b> Romic Soil Investigation(Romic EPA) - 2081 Bay Road, East Palo Alto, CA	

Run #	File ID	DF	Analyzed	By	Prep Date	Prep Batch	Analytical Batch
Run #1	OO22675.D	1	07/24/11	RV	07/15/11	OP4230	G00726
Run #2							

Run #	Initial Weight	Final Volume
Run #1	10.0 g	10.0 ml
Run #2		

## Pesticide PPL List

CAS No.	Compound	Result	RL	MDL	Units	Q
309-00-2	Aldrin	ND	25	10	ug/kg	
319-84-6	alpha-BHC	ND	25	11	ug/kg	
319-85-7	beta-BHC	ND	25	3.5	ug/kg	
319-86-8	delta-BHC	ND	25	3.5	ug/kg	
58-89-9	gamma-BHC (Lindane)	ND	25	7.5	ug/kg	
12789-03-6	Chlordane	ND	100	100	ug/kg	
60-57-1	Dieldrin	ND	25	3.0	ug/kg	
72-54-8	4,4' -DDD	ND	25	3.5	ug/kg	
72-55-9	4,4' -DDE	10.4	25	3.0	ug/kg	J
50-29-3	4,4' -DDT <sup>b</sup>	ND	25	3.0	ug/kg	
72-20-8	Endrin	ND	25	3.0	ug/kg	
7421-93-4	Endrin aldehyde	ND	25	6.0	ug/kg	
959-98-8	Endosulfan-I	ND	25	3.5	ug/kg	
33213-65-9	Endosulfan-II	ND	25	3.5	ug/kg	
1031-07-8	Endosulfan sulfate	ND	25	8.0	ug/kg	
76-44-8	Heptachlor	ND	25	6.0	ug/kg	
1024-57-3	Heptachlor epoxide	ND	25	4.0	ug/kg	
72-43-5	Methoxychlor	ND	25	3.5	ug/kg	
8001-35-2	Toxaphene	ND	100	100	ug/kg	

CAS No.	Surrogate Recoveries	Run# 1	Run# 2	Limits
877-09-8	Tetrachloro-m-xylene	47%		35-132%
877-09-8	Tetrachloro-m-xylene	50%		35-132%
2051-24-3	Decachlorobiphenyl	65%		35-132%
2051-24-3	Decachlorobiphenyl	73%		35-132%

(a) All results reported on wet weight basis.

(b) Result from signal#2.

ND = Not detected MDL - Method Detection Limit

RL = Reporting Limit

E = Indicates value exceeds calibration range

J = Indicates an estimated value

B = Indicates analyte found in associated method blank

N = Indicates presumptive evidence of a compound

## Report of Analysis

<b>Client Sample ID:</b>	V11-3.2	<b>Date Sampled:</b>	07/12/11
<b>Lab Sample ID:</b>	C16957-17	<b>Date Received:</b>	07/13/11
<b>Matrix:</b>	SO - Soil	<b>Percent Solids:</b>	n/a <sup>a</sup>
<b>Method:</b>	SW846 8082 SW846 3545A	<b>Project:</b> Romc Soil Investigation(Romc EPA) - 2081 Bay Road,East Palo Alto,CA	

Run #	File ID	DF	Analyzed	By	Prep Date	Prep Batch	Analytical Batch
Run #1	PP20062.D	1	07/17/11	RV	07/15/11	OP4231	GPP685
Run #2							

Run #	Initial Weight	Final Volume
Run #1	10.0 g	10.0 ml
Run #2		

### PCB List

CAS No.	Compound	Result	RL	MDL	Units	Q
12674-11-2	Aroclor 1016	ND	100	17	ug/kg	
11104-28-2	Aroclor 1221	ND	100	50	ug/kg	
11141-16-5	Aroclor 1232	ND	100	50	ug/kg	
53469-21-9	Aroclor 1242	ND	100	50	ug/kg	
12672-29-6	Aroclor 1248	ND	100	50	ug/kg	
11097-69-1	Aroclor 1254	ND	100	50	ug/kg	
11096-82-5	Aroclor 1260	ND	100	20	ug/kg	

CAS No.	Surrogate Recoveries	Run# 1	Run# 2	Limits
877-09-8	Tetrachloro-m-xylene	48%		45-108%
877-09-8	Tetrachloro-m-xylene	47%		45-108%
2051-24-3	Decachlorobiphenyl	83%		54-121%
2051-24-3	Decachlorobiphenyl	75%		54-121%

(a) All results reported on wet weight basis.

ND = Not detected      MDL - Method Detection Limit  
 RL = Reporting Limit  
 E = Indicates value exceeds calibration range

J = Indicates an estimated value  
 B = Indicates analyte found in associated method blank  
 N = Indicates presumptive evidence of a compound

## Report of Analysis

<b>Client Sample ID:</b>	V11-3.2	
<b>Lab Sample ID:</b>	C16957-17	<b>Date Sampled:</b> 07/12/11
<b>Matrix:</b>	SO - Soil	<b>Date Received:</b> 07/13/11
<b>Method:</b>	SW846 8015B M SW846 3545A	<b>Percent Solids:</b> n/a <sup>a</sup>
<b>Project:</b>	Romic Soil Investigation(Romic EPA) - 2081 Bay Road, East Palo Alto, CA	

	File ID	DF	Analyzed	By	Prep Date	Prep Batch	Analytical Batch
Run #1	GG26801.D	1	07/17/11	JH	07/15/11	OP4237	GGG723
Run #2							

	Initial Weight	Final Volume
Run #1	10.2 g	1.0 ml
Run #2		

## TPH Extractable w/ Silica Gel Cleanup

CAS No.	Compound	Result	RL	MDL	Units	Q
	TPH (C10-C28)	ND	9.8	4.9	mg/kg	
	TPH (> C28-C40)	ND	20	9.8	mg/kg	

CAS No.	Surrogate Recoveries	Run# 1	Run# 2	Limits
630-01-3	Hexacosane	67%		45-140%

(a) All results reported on wet weight basis.

ND = Not detected      MDL - Method Detection Limit  
 RL = Reporting Limit  
 E = Indicates value exceeds calibration range

J = Indicates an estimated value  
 B = Indicates analyte found in associated method blank  
 N = Indicates presumptive evidence of a compound

## Report of Analysis

<b>Client Sample ID:</b>	V11-3.2	<b>Date Sampled:</b>	07/12/11
<b>Lab Sample ID:</b>	C16957-17	<b>Date Received:</b>	07/13/11
<b>Matrix:</b>	SO - Soil	<b>Percent Solids:</b>	n/a <sup>a</sup>
<b>Project:</b>	Romic Soil Investigation(Romic EPA) - 2081 Bay Road,East Palo Alto,CA		

## Metals Analysis

Analyte	Result	RL	Units	DF	Prep	Analyzed By	Method	Prep Method
Antimony	< 1.9	1.9	mg/kg	1	07/15/11	07/19/11 PH	SW846 6010B <sup>1</sup>	SW846 3050B <sup>3</sup>
Arsenic	5.1	1.9	mg/kg	1	07/15/11	07/19/11 PH	SW846 6010B <sup>1</sup>	SW846 3050B <sup>3</sup>
Barium	169	19	mg/kg	1	07/15/11	07/19/11 PH	SW846 6010B <sup>1</sup>	SW846 3050B <sup>3</sup>
Beryllium	< 0.93	0.93	mg/kg	1	07/15/11	07/19/11 PH	SW846 6010B <sup>1</sup>	SW846 3050B <sup>3</sup>
Cadmium	< 0.93	0.93	mg/kg	1	07/15/11	07/19/11 PH	SW846 6010B <sup>1</sup>	SW846 3050B <sup>3</sup>
Chromium	37.6	0.93	mg/kg	1	07/15/11	07/19/11 PH	SW846 6010B <sup>1</sup>	SW846 3050B <sup>3</sup>
Cobalt	6.3	0.93	mg/kg	1	07/15/11	07/19/11 PH	SW846 6010B <sup>1</sup>	SW846 3050B <sup>3</sup>
Copper	22.5	2.3	mg/kg	1	07/15/11	07/19/11 PH	SW846 6010B <sup>1</sup>	SW846 3050B <sup>3</sup>
Lead	7.4	1.9	mg/kg	1	07/15/11	07/19/11 PH	SW846 6010B <sup>1</sup>	SW846 3050B <sup>3</sup>
Mercury	< 0.040	0.040	mg/kg	1	07/18/11	07/19/11 RW	SW846 7471A <sup>2</sup>	SW846 7471A <sup>4</sup>
Molybdenum	< 1.9	1.9	mg/kg	1	07/15/11	07/19/11 PH	SW846 6010B <sup>1</sup>	SW846 3050B <sup>3</sup>
Nickel	33.5	0.93	mg/kg	1	07/15/11	07/19/11 PH	SW846 6010B <sup>1</sup>	SW846 3050B <sup>3</sup>
Selenium	< 1.9	1.9	mg/kg	1	07/15/11	07/19/11 PH	SW846 6010B <sup>1</sup>	SW846 3050B <sup>3</sup>
Silver	< 0.93	0.93	mg/kg	1	07/15/11	07/19/11 PH	SW846 6010B <sup>1</sup>	SW846 3050B <sup>3</sup>
Thallium	< 1.9	1.9	mg/kg	1	07/15/11	07/19/11 PH	SW846 6010B <sup>1</sup>	SW846 3050B <sup>3</sup>
Vanadium	34.2	0.93	mg/kg	1	07/15/11	07/19/11 PH	SW846 6010B <sup>1</sup>	SW846 3050B <sup>3</sup>
Zinc	51.8	1.9	mg/kg	1	07/15/11	07/19/11 PH	SW846 6010B <sup>1</sup>	SW846 3050B <sup>3</sup>

(1) Instrument QC Batch: MA1989

(2) Instrument QC Batch: MA1994

(3) Prep QC Batch: MP3707

(4) Prep QC Batch: MP3713

(a) All results reported on wet weight basis.

RL = Reporting Limit

## Report of Analysis

Page 1 of 3

<b>Client Sample ID:</b>	V11-6.2	<b>Date Sampled:</b>	07/12/11
<b>Lab Sample ID:</b>	C16957-18	<b>Date Received:</b>	07/13/11
<b>Matrix:</b>	SO - Soil	<b>Percent Solids:</b>	n/a <sup>a</sup>
<b>Method:</b>	SW846 8260B	<b>Project:</b> Romic Soil Investigation(Romic EPA) - 2081 Bay Road, East Palo Alto, CA	

Run #1	File ID	DF	Analyzed	By	Prep Date	Prep Batch	Analytical Batch
Run #2	M25869.D	1	07/24/11	TN	n/a	n/a	VM825

Run #1	Initial Weight
Run #2	6.32 g

## VOA 8260 List

CAS No.	Compound	Result	RL	MDL	Units	Q
67-64-1	Acetone	ND	79	16	ug/kg	
71-43-2	Benzene	ND	4.0	1.2	ug/kg	
108-86-1	Bromobenzene	ND	4.0	1.2	ug/kg	
74-97-5	Bromochloromethane	ND	4.0	1.2	ug/kg	
75-27-4	Bromodichloromethane	ND	4.0	0.79	ug/kg	
75-25-2	Bromoform	ND	4.0	0.79	ug/kg	
104-51-8	n-Butylbenzene	ND	4.0	1.2	ug/kg	
135-98-8	sec-Butylbenzene	ND	4.0	1.2	ug/kg	
98-06-6	tert-Butylbenzene	ND	4.0	1.2	ug/kg	
108-90-7	Chlorobenzene	ND	4.0	1.2	ug/kg	
75-00-3	Chloroethane	ND	4.0	1.2	ug/kg	
67-66-3	Chloroform	ND	4.0	1.2	ug/kg	
95-49-8	o-Chlorotoluene	ND	4.0	1.2	ug/kg	
106-43-4	p-Chlorotoluene	ND	4.0	1.2	ug/kg	
56-23-5	Carbon tetrachloride	ND	4.0	0.79	ug/kg	
75-34-3	1,1-Dichloroethane	ND	4.0	0.79	ug/kg	
75-35-4	1,1-Dichloroethylene	ND	4.0	1.2	ug/kg	
563-58-6	1,1-Dichloropropene	ND	4.0	1.2	ug/kg	
96-12-8	1,2-Dibromo-3-chloropropane	ND	4.0	0.79	ug/kg	
106-93-4	1,2-Dibromoethane	ND	4.0	0.79	ug/kg	
107-06-2	1,2-Dichloroethane	ND	4.0	1.2	ug/kg	
78-87-5	1,2-Dichloropropane	ND	4.0	1.2	ug/kg	
142-28-9	1,3-Dichloropropane	ND	4.0	1.2	ug/kg	
108-20-3	Di-Isopropyl ether	ND	4.0	1.2	ug/kg	
594-20-7	2,2-Dichloropropane	ND	4.0	1.2	ug/kg	
124-48-1	Dibromochloromethane	ND	4.0	0.79	ug/kg	
75-71-8	Dichlorodifluoromethane	ND	4.0	0.79	ug/kg	
156-59-2	cis-1,2-Dichloroethylene	5.6	4.0	1.2	ug/kg	
10061-01-5	cis-1,3-Dichloropropene	ND	4.0	1.2	ug/kg	
541-73-1	m-Dichlorobenzene	ND	4.0	1.2	ug/kg	
95-50-1	o-Dichlorobenzene	ND	4.0	1.2	ug/kg	
106-46-7	p-Dichlorobenzene	ND	4.0	1.2	ug/kg	

ND = Not detected MDL - Method Detection Limit

RL = Reporting Limit

E = Indicates value exceeds calibration range

J = Indicates an estimated value

B = Indicates analyte found in associated method blank

N = Indicates presumptive evidence of a compound

## Report of Analysis

<b>Client Sample ID:</b>	V11-6.2	<b>Date Sampled:</b>	07/12/11
<b>Lab Sample ID:</b>	C16957-18	<b>Date Received:</b>	07/13/11
<b>Matrix:</b>	SO - Soil	<b>Percent Solids:</b>	n/a <sup>a</sup>
<b>Method:</b>	SW846 8260B	<b>Project:</b> Romc Soil Investigation(Romc EPA) - 2081 Bay Road,East Palo Alto,CA	

## VOA 8260 List

CAS No.	Compound	Result	RL	MDL	Units	Q
156-60-5	trans-1,2-Dichloroethylene	ND	4.0	1.2	ug/kg	
10061-02-6	trans-1,3-Dichloropropene	ND	4.0	1.2	ug/kg	
100-41-4	Ethylbenzene	ND	4.0	1.2	ug/kg	
637-92-3	Ethyl tert-Butyl Ether	ND	4.0	1.2	ug/kg	
591-78-6	2-Hexanone	ND	32	4.0	ug/kg	
87-68-3	Hexachlorobutadiene	ND	4.0	0.79	ug/kg	
98-82-8	Isopropylbenzene	ND	4.0	1.2	ug/kg	
99-87-6	p-Isopropyltoluene	ND	4.0	1.2	ug/kg	
108-10-1	4-Methyl-2-pentanone	ND	32	12	ug/kg	
74-83-9	Methyl bromide	ND	4.0	2.0	ug/kg	
74-87-3	Methyl chloride	ND	4.0	1.2	ug/kg	
74-95-3	Methylene bromide	ND	4.0	2.0	ug/kg	
75-09-2	Methylene chloride	ND	20	13	ug/kg	
78-93-3	Methyl ethyl ketone	ND	32	9.5	ug/kg	
1634-04-4	Methyl Tert Butyl Ether	ND	4.0	0.79	ug/kg	
91-20-3	Naphthalene	ND	4.0	1.2	ug/kg	
103-65-1	n-Propylbenzene	ND	4.0	1.2	ug/kg	
100-42-5	Styrene	ND	4.0	0.79	ug/kg	
994-05-8	Tert-Amyl Methyl Ether	ND	4.0	0.95	ug/kg	
75-65-0	Tert Butyl Alcohol	ND	32	7.9	ug/kg	
630-20-6	1,1,1,2-Tetrachloroethane	ND	4.0	0.79	ug/kg	
71-55-6	1,1,1-Trichloroethane	ND	4.0	1.2	ug/kg	
79-34-5	1,1,2,2-Tetrachloroethane	ND	4.0	0.79	ug/kg	
79-00-5	1,1,2-Trichloroethane	ND	4.0	0.79	ug/kg	
87-61-6	1,2,3-Trichlorobenzene	ND	4.0	1.2	ug/kg	
96-18-4	1,2,3-Trichloropropane	ND	4.0	1.2	ug/kg	
120-82-1	1,2,4-Trichlorobenzene	ND	4.0	1.2	ug/kg	
95-63-6	1,2,4-Trimethylbenzene	ND	4.0	1.2	ug/kg	
108-67-8	1,3,5-Trimethylbenzene	ND	4.0	1.2	ug/kg	
127-18-4	Tetrachloroethylene	ND	4.0	2.8	ug/kg	
108-88-3	Toluene	ND	4.0	1.2	ug/kg	
79-01-6	Trichloroethylene	5.4	4.0	0.79	ug/kg	
75-69-4	Trichlorofluoromethane <sup>b</sup>	ND	4.0	0.95	ug/kg	
75-01-4	Vinyl chloride	ND	4.0	2.0	ug/kg	
1330-20-7	Xylene (total)	ND	7.9	3.2	ug/kg	

CAS No.	Surrogate Recoveries	Run# 1	Run# 2	Limits
1868-53-7	Dibromofluoromethane	106%		60-130%
2037-26-5	Toluene-D8	96%		60-130%

ND = Not detected MDL - Method Detection Limit

RL = Reporting Limit

E = Indicates value exceeds calibration range

J = Indicates an estimated value

B = Indicates analyte found in associated method blank

N = Indicates presumptive evidence of a compound

## Report of Analysis

<b>Client Sample ID:</b>	V11-6.2		
<b>Lab Sample ID:</b>	C16957-18	<b>Date Sampled:</b>	07/12/11
<b>Matrix:</b>	SO - Soil	<b>Date Received:</b>	07/13/11
<b>Method:</b>	SW846 8260B	<b>Percent Solids:</b>	n/a <sup>a</sup>
<b>Project:</b>	Romic Soil Investigation(Romic EPA) - 2081 Bay Road, East Palo Alto, CA		

**VOA 8260 List**

CAS No.	Surrogate Recoveries	Run# 1	Run# 2	Limits
460-00-4	4-Bromofluorobenzene	107%		60-130%

- (a) All results reported on wet weight basis.
- (b) CCV outside of control limits (biased high); not detected in sample.

ND = Not detected      MDL - Method Detection Limit  
 RL = Reporting Limit  
 E = Indicates value exceeds calibration range

J = Indicates an estimated value  
 B = Indicates analyte found in associated method blank  
 N = Indicates presumptive evidence of a compound

## Report of Analysis

<b>Client Sample ID:</b>	V11-6.2	<b>Date Sampled:</b>	07/12/11
<b>Lab Sample ID:</b>	C16957-18	<b>Date Received:</b>	07/13/11
<b>Matrix:</b>	SO - Soil	<b>Percent Solids:</b>	n/a <sup>a</sup>
<b>Method:</b>	SW846 8270C SW846 3550B	<b>Project:</b> Romic Soil Investigation(Romic EPA) - 2081 Bay Road, East Palo Alto, CA	

Run #1	File ID	DF	Analyzed	By	Prep Date	Prep Batch	Analytical Batch
Run #1	Y8831.D	1	07/16/11	MT	07/16/11	OP4242	EY422
Run #2							

Run #1	Initial Weight	Final Volume
Run #1	10.3 g	1.0 ml
Run #2		

## ABN Full List

CAS No.	Compound	Result	RL	MDL	Units	Q
65-85-0	Benzoic acid	ND	970	860	ug/kg	
95-57-8	2-Chlorophenol	ND	970	660	ug/kg	
59-50-7	4-Chloro-3-methyl phenol	ND	490	410	ug/kg	
120-83-2	2,4-Dichlorophenol	ND	490	140	ug/kg	
105-67-9	2,4-Dimethylphenol	ND	490	150	ug/kg	
51-28-5	2,4-Dinitrophenol	ND	2400	830	ug/kg	
534-52-1	4,6-Dinitro-o-cresol	ND	1900	1000	ug/kg	
95-48-7	2-Methylphenol	ND	490	170	ug/kg	
	3&4-Methylphenol	ND	490	150	ug/kg	
88-75-5	2-Nitrophenol	ND	490	130	ug/kg	
100-02-7	4-Nitrophenol	ND	1900	1200	ug/kg	
87-86-5	Pentachlorophenol	ND	490	410	ug/kg	
108-95-2	Phenol	ND	1900	1300	ug/kg	
95-95-4	2,4,5-Trichlorophenol	ND	490	120	ug/kg	
88-06-2	2,4,6-Trichlorophenol	ND	490	160	ug/kg	
83-32-9	Acenaphthene	ND	970	490	ug/kg	
208-96-8	Acenaphthylene	ND	490	190	ug/kg	
62-53-3	Aniline	ND	490	140	ug/kg	
120-12-7	Anthracene	ND	490	97	ug/kg	
103-33-3	Azobenzene	ND	490	170	ug/kg	
92-87-5	Benzidine	ND	2400	710	ug/kg	
56-55-3	Benzo(a)anthracene	ND	490	68	ug/kg	
50-32-8	Benzo(a)pyrene	ND	490	87	ug/kg	
205-99-2	Benzo(b)fluoranthene	ND	490	58	ug/kg	
191-24-2	Benzo(g,h,i)perylene	ND	490	150	ug/kg	
207-08-9	Benzo(k)fluoranthene	ND	490	120	ug/kg	
101-55-3	4-Bromophenyl phenyl ether	ND	490	150	ug/kg	
85-68-7	Butyl benzyl phthalate	ND	490	110	ug/kg	
100-51-6	Benzyl Alcohol	ND	970	160	ug/kg	
91-58-7	2-Chloronaphthalene	ND	490	170	ug/kg	
106-47-8	4-Chloroaniline	ND	490	140	ug/kg	
86-74-8	Carbazole	ND	490	78	ug/kg	

ND = Not detected MDL - Method Detection Limit

RL = Reporting Limit

E = Indicates value exceeds calibration range

J = Indicates an estimated value

B = Indicates analyte found in associated method blank

N = Indicates presumptive evidence of a compound



## Report of Analysis

<b>Client Sample ID:</b>	V11-6.2	<b>Date Sampled:</b>	07/12/11
<b>Lab Sample ID:</b>	C16957-18	<b>Date Received:</b>	07/13/11
<b>Matrix:</b>	SO - Soil	<b>Percent Solids:</b>	n/a <sup>a</sup>
<b>Method:</b>	SW846 8270C SW846 3550B	<b>Project:</b> Romic Soil Investigation(Romic EPA) - 2081 Bay Road,East Palo Alto,CA	

## ABN Full List

CAS No.	Compound	Result	RL	MDL	Units	Q
218-01-9	Chrysene	ND	490	97	ug/kg	
111-91-1	bis(2-Chloroethoxy)methane	ND	490	170	ug/kg	
111-44-4	bis(2-Chloroethyl)ether	ND	490	220	ug/kg	
108-60-1	bis(2-Chloroisopropyl)ether	ND	490	260	ug/kg	
7005-72-3	4-Chlorophenyl phenyl ether	ND	490	180	ug/kg	
95-50-1	1,2-Dichlorobenzene	ND	490	160	ug/kg	
541-73-1	1,3-Dichlorobenzene	ND	490	150	ug/kg	
106-46-7	1,4-Dichlorobenzene	ND	490	410	ug/kg	
121-14-2	2,4-Dinitrotoluene	ND	490	450	ug/kg	
606-20-2	2,6-Dinitrotoluene	ND	970	310	ug/kg	
91-94-1	3,3'-Dichlorobenzidine	ND	2400	140	ug/kg	
53-70-3	Dibenzo(a,h)anthracene	ND	490	130	ug/kg	
132-64-9	Dibenzofuran	ND	490	160	ug/kg	
122-39-4	Diphenylamine	ND	490	120	ug/kg	
84-74-2	Di-n-butyl phthalate	ND	490	97	ug/kg	
117-84-0	Di-n-octyl phthalate	ND	490	130	ug/kg	
84-66-2	Diethyl phthalate	ND	490	170	ug/kg	
131-11-3	Dimethyl phthalate	ND	490	170	ug/kg	
117-81-7	bis(2-Ethylhexyl)phthalate	ND	490	210	ug/kg	
206-44-0	Fluoranthene	ND	490	97	ug/kg	
86-73-7	Fluorene	ND	490	170	ug/kg	
118-74-1	Hexachlorobenzene	ND	490	130	ug/kg	
87-68-3	Hexachlorobutadiene	ND	490	180	ug/kg	
77-47-4	Hexachlorocyclopentadiene	ND	490	140	ug/kg	
67-72-1	Hexachloroethane	ND	490	160	ug/kg	
193-39-5	Indeno(1,2,3-cd)pyrene	ND	490	140	ug/kg	
78-59-1	Isophorone	ND	490	170	ug/kg	
90-12-0	1-Methylnaphthalene	ND	490	160	ug/kg	
91-57-6	2-Methylnaphthalene	ND	490	160	ug/kg	
88-74-4	2-Nitroaniline	ND	490	120	ug/kg	
99-09-2	3-Nitroaniline	ND	490	120	ug/kg	
100-01-6	4-Nitroaniline	ND	490	290	ug/kg	
91-20-3	Naphthalene	ND	490	170	ug/kg	
98-95-3	Nitrobenzene	ND	490	160	ug/kg	
62-75-9	N-Nitrosodimethylamine	ND	4900	2100	ug/kg	
621-64-7	N-Nitroso-di-n-propylamine	ND	970	530	ug/kg	
85-01-8	Phenanthrene	ND	490	110	ug/kg	
129-00-0	Pyrene	ND	970	660	ug/kg	
110-86-1	Pyridine	ND	1900	210	ug/kg	
120-82-1	1,2,4-Trichlorobenzene	ND	490	330	ug/kg	

ND = Not detected MDL - Method Detection Limit

RL = Reporting Limit

E = Indicates value exceeds calibration range

J = Indicates an estimated value

B = Indicates analyte found in associated method blank

N = Indicates presumptive evidence of a compound

## Report of Analysis

<b>Client Sample ID:</b>	V11-6.2		<b>Date Sampled:</b>	07/12/11
<b>Lab Sample ID:</b>	C16957-18		<b>Date Received:</b>	07/13/11
<b>Matrix:</b>	SO - Soil		<b>Percent Solids:</b>	n/a <sup>a</sup>
<b>Method:</b>	SW846 8270C SW846 3550B			
<b>Project:</b>	Romic Soil Investigation(Romic EPA) - 2081 Bay Road, East Palo Alto, CA			

## ABN Full List

CAS No.	Surrogate Recoveries	Run# 1	Run# 2	Limits
367-12-4	2-Fluorophenol	75%		20-100%
4165-62-2	Phenol-d5	75%		20-100%
118-79-6	2,4,6-Tribromophenol	77%		30-100%
4165-60-0	Nitrobenzene-d5	75%		20-100%
321-60-8	2-Fluorobiphenyl	72%		20-106%
1718-51-0	Terphenyl-d14	92%		55-130%

(a) All results reported on wet weight basis.

ND = Not detected      MDL - Method Detection Limit  
 RL = Reporting Limit  
 E = Indicates value exceeds calibration range

J = Indicates an estimated value  
 B = Indicates analyte found in associated method blank  
 N = Indicates presumptive evidence of a compound

## Report of Analysis

<b>Client Sample ID:</b>	V11-6.2	<b>Date Sampled:</b>	07/12/11
<b>Lab Sample ID:</b>	C16957-18	<b>Date Received:</b>	07/13/11
<b>Matrix:</b>	SO - Soil	<b>Percent Solids:</b>	n/a <sup>a</sup>
<b>Method:</b>	SW846 8015B	<b>Project:</b> Romic Soil Investigation(Romic EPA) - 2081 Bay Road, East Palo Alto, CA	

	File ID	DF	Analyzed	By	Prep Date	Prep Batch	Analytical Batch
Run #1	JK21144.D	1	07/21/11	TT	n/a	n/a	GJK876
Run #2							

	Initial Weight
Run #1	5.30 g
Run #2	

### TPH Volatiles

CAS No.	Compound	Result	RL	MDL	Units	Q
	TPH-GRO (C6-C10)	ND	0.094	0.047	mg/kg	
CAS No.	Surrogate Recoveries	Run# 1	Run# 2	Limits		
98-08-8	aaa-Trifluorotoluene	91%		60-157%		

(a) All results reported on wet weight basis.

ND = Not detected      MDL - Method Detection Limit  
 RL = Reporting Limit  
 E = Indicates value exceeds calibration range

J = Indicates an estimated value  
 B = Indicates analyte found in associated method blank  
 N = Indicates presumptive evidence of a compound

## Report of Analysis

Page 1 of 1

<b>Client Sample ID:</b>	V11-6.2	<b>Date Sampled:</b>	07/12/11
<b>Lab Sample ID:</b>	C16957-18	<b>Date Received:</b>	07/13/11
<b>Matrix:</b>	SO - Soil	<b>Percent Solids:</b>	n/a <sup>a</sup>
<b>Method:</b>	SW846 8081A SW846 3545A	<b>Project:</b> Romic Soil Investigation(Romic EPA) - 2081 Bay Road, East Palo Alto, CA	

Run #1	File ID	DF	Analyzed	By	Prep Date	Prep Batch	Analytical Batch
Run #1	OO22731.D	1	07/26/11	RV	07/15/11	OP4230	G00727
Run #2							

Run #1	Initial Weight	Final Volume
Run #1	10.1 g	10.0 ml
Run #2		

## Pesticide PPL List

CAS No.	Compound	Result	RL	MDL	Units	Q
309-00-2	Aldrin	ND	25	9.9	ug/kg	
319-84-6	alpha-BHC	ND	25	11	ug/kg	
319-85-7	beta-BHC	ND	25	3.5	ug/kg	
319-86-8	delta-BHC	ND	25	3.5	ug/kg	
58-89-9	gamma-BHC (Lindane)	ND	25	7.4	ug/kg	
12789-03-6	Chlordane	ND	99	99	ug/kg	
60-57-1	Dieldrin	ND	25	3.0	ug/kg	
72-54-8	4,4' -DDD	ND	25	3.5	ug/kg	
72-55-9	4,4' -DDE	ND	25	3.0	ug/kg	
50-29-3	4,4' -DDT	ND	25	3.0	ug/kg	
72-20-8	Endrin	ND	25	3.0	ug/kg	
7421-93-4	Endrin aldehyde	ND	25	5.9	ug/kg	
959-98-8	Endosulfan-I	ND	25	3.5	ug/kg	
33213-65-9	Endosulfan-II	ND	25	3.5	ug/kg	
1031-07-8	Endosulfan sulfate	ND	25	7.9	ug/kg	
76-44-8	Heptachlor	ND	25	5.9	ug/kg	
1024-57-3	Heptachlor epoxide	ND	25	4.0	ug/kg	
72-43-5	Methoxychlor	ND	25	3.5	ug/kg	
8001-35-2	Toxaphene	ND	99	99	ug/kg	

CAS No.	Surrogate Recoveries	Run# 1	Run# 2	Limits
877-09-8	Tetrachloro-m-xylene	45%		35-132%
877-09-8	Tetrachloro-m-xylene	45%		35-132%
2051-24-3	Decachlorobiphenyl	58%		35-132%
2051-24-3	Decachlorobiphenyl	64%		35-132%

(a) All results reported on wet weight basis.

ND = Not detected MDL - Method Detection Limit

RL = Reporting Limit

E = Indicates value exceeds calibration range

J = Indicates an estimated value

B = Indicates analyte found in associated method blank

N = Indicates presumptive evidence of a compound

## Report of Analysis

<b>Client Sample ID:</b> V11-6.2		<b>Date Sampled:</b> 07/12/11
<b>Lab Sample ID:</b> C16957-18		<b>Date Received:</b> 07/13/11
<b>Matrix:</b> SO - Soil		<b>Percent Solids:</b> n/a <sup>a</sup>
<b>Method:</b> SW846 8082 SW846 3545A		
<b>Project:</b> Romc Soil Investigation(Romc EPA) - 2081 Bay Road, East Palo Alto, CA		

Run #1	File ID	DF	Analyzed	By	Prep Date	Prep Batch	Analytical Batch
Run #1	PP20063.D	1	07/17/11	RV	07/15/11	OP4231	GPP685
Run #2							

Run #1	Initial Weight	Final Volume
Run #1	10.1 g	10.0 ml
Run #2		

**PCB List**

CAS No.	Compound	Result	RL	MDL	Units	Q
12674-11-2	Aroclor 1016	ND	99	17	ug/kg	
11104-28-2	Aroclor 1221	ND	99	50	ug/kg	
11141-16-5	Aroclor 1232	ND	99	50	ug/kg	
53469-21-9	Aroclor 1242	ND	99	50	ug/kg	
12672-29-6	Aroclor 1248	ND	99	50	ug/kg	
11097-69-1	Aroclor 1254	ND	99	50	ug/kg	
11096-82-5	Aroclor 1260	ND	99	20	ug/kg	

CAS No.	Surrogate Recoveries	Run# 1	Run# 2	Limits
877-09-8	Tetrachloro-m-xylene	45%		45-108%
877-09-8	Tetrachloro-m-xylene	45%		45-108%
2051-24-3	Decachlorobiphenyl	74%		54-121%
2051-24-3	Decachlorobiphenyl	67%		54-121%

(a) All results reported on wet weight basis.

ND = Not detected      MDL - Method Detection Limit  
 RL = Reporting Limit  
 E = Indicates value exceeds calibration range

J = Indicates an estimated value  
 B = Indicates analyte found in associated method blank  
 N = Indicates presumptive evidence of a compound

## Report of Analysis

<b>Client Sample ID:</b>	V11-6.2	<b>Date Sampled:</b>	07/12/11
<b>Lab Sample ID:</b>	C16957-18	<b>Date Received:</b>	07/13/11
<b>Matrix:</b>	SO - Soil	<b>Percent Solids:</b>	n/a <sup>a</sup>
<b>Method:</b>	SW846 8015B M SW846 3545A	<b>Project:</b> Romic Soil Investigation(Romic EPA) - 2081 Bay Road, East Palo Alto, CA	

	File ID	DF	Analyzed	By	Prep Date	Prep Batch	Analytical Batch
Run #1	GG26802.D	1	07/17/11	JH	07/15/11	OP4237	GGG723
Run #2							

	Initial Weight	Final Volume
Run #1	10.2 g	1.0 ml
Run #2		

### TPH Extractable w/ Silica Gel Cleanup

CAS No.	Compound	Result	RL	MDL	Units	Q
	TPH (C10-C28)	ND	9.8	4.9	mg/kg	
	TPH (> C28-C40)	ND	20	9.8	mg/kg	

CAS No.	Surrogate Recoveries	Run# 1	Run# 2	Limits
630-01-3	Hexacosane	62%		45-140%

(a) All results reported on wet weight basis.

ND = Not detected      MDL - Method Detection Limit  
 RL = Reporting Limit  
 E = Indicates value exceeds calibration range

J = Indicates an estimated value  
 B = Indicates analyte found in associated method blank  
 N = Indicates presumptive evidence of a compound

## Report of Analysis

<b>Client Sample ID:</b> V11-6.2	<b>Date Sampled:</b> 07/12/11
<b>Lab Sample ID:</b> C16957-18	<b>Date Received:</b> 07/13/11
<b>Matrix:</b> SO - Soil	<b>Percent Solids:</b> n/a <sup>a</sup>
<b>Project:</b> Romic Soil Investigation(Romic EPA) - 2081 Bay Road,East Palo Alto,CA	

## Metals Analysis

Analyte	Result	RL	Units	DF	Prep	Analyzed By	Method	Prep Method
Antimony	< 1.7	1.7	mg/kg	1	07/15/11	07/19/11 PH	SW846 6010B <sup>1</sup>	SW846 3050B <sup>3</sup>
Arsenic	5.6	1.7	mg/kg	1	07/15/11	07/19/11 PH	SW846 6010B <sup>1</sup>	SW846 3050B <sup>3</sup>
Barium	103	17	mg/kg	1	07/15/11	07/19/11 PH	SW846 6010B <sup>1</sup>	SW846 3050B <sup>3</sup>
Beryllium	< 0.87	0.87	mg/kg	1	07/15/11	07/19/11 PH	SW846 6010B <sup>1</sup>	SW846 3050B <sup>3</sup>
Cadmium	< 0.87	0.87	mg/kg	1	07/15/11	07/19/11 PH	SW846 6010B <sup>1</sup>	SW846 3050B <sup>3</sup>
Chromium	40.2	0.87	mg/kg	1	07/15/11	07/19/11 PH	SW846 6010B <sup>1</sup>	SW846 3050B <sup>3</sup>
Cobalt	8.5	0.87	mg/kg	1	07/15/11	07/19/11 PH	SW846 6010B <sup>1</sup>	SW846 3050B <sup>3</sup>
Copper	25.3	2.2	mg/kg	1	07/15/11	07/19/11 PH	SW846 6010B <sup>1</sup>	SW846 3050B <sup>3</sup>
Lead	6.6	1.7	mg/kg	1	07/15/11	07/19/11 PH	SW846 6010B <sup>1</sup>	SW846 3050B <sup>3</sup>
Mercury	0.063	0.038	mg/kg	1	07/18/11	07/19/11 RW	SW846 7471A <sup>2</sup>	SW846 7471A <sup>4</sup>
Molybdenum	1.8	1.7	mg/kg	1	07/15/11	07/19/11 PH	SW846 6010B <sup>1</sup>	SW846 3050B <sup>3</sup>
Nickel	43.3	0.87	mg/kg	1	07/15/11	07/19/11 PH	SW846 6010B <sup>1</sup>	SW846 3050B <sup>3</sup>
Selenium	< 1.7	1.7	mg/kg	1	07/15/11	07/19/11 PH	SW846 6010B <sup>1</sup>	SW846 3050B <sup>3</sup>
Silver	< 0.87	0.87	mg/kg	1	07/15/11	07/19/11 PH	SW846 6010B <sup>1</sup>	SW846 3050B <sup>3</sup>
Thallium	< 1.7	1.7	mg/kg	1	07/15/11	07/19/11 PH	SW846 6010B <sup>1</sup>	SW846 3050B <sup>3</sup>
Vanadium	44.3	0.87	mg/kg	1	07/15/11	07/19/11 PH	SW846 6010B <sup>1</sup>	SW846 3050B <sup>3</sup>
Zinc	61.5	1.7	mg/kg	1	07/15/11	07/19/11 PH	SW846 6010B <sup>1</sup>	SW846 3050B <sup>3</sup>

(1) Instrument QC Batch: MA1989

(2) Instrument QC Batch: MA1994

(3) Prep QC Batch: MP3707

(4) Prep QC Batch: MP3713

(a) All results reported on wet weight basis.

RL = Reporting Limit

## Report of Analysis

Page 1 of 3

<b>Client Sample ID:</b>	T11-1.0	<b>Date Sampled:</b>	07/12/11
<b>Lab Sample ID:</b>	C16957-19	<b>Date Received:</b>	07/13/11
<b>Matrix:</b>	SO - Soil	<b>Percent Solids:</b>	n/a <sup>a</sup>
<b>Method:</b>	SW846 8260B	<b>Project:</b> Romic Soil Investigation(Romic EPA) - 2081 Bay Road, East Palo Alto, CA	

Run #	File ID	DF	Analyzed	By	Prep Date	Prep Batch	Analytical Batch
Run #1	M25870.D	1	07/24/11	TN	n/a	n/a	VM825
Run #2							

Run #	Initial Weight
Run #1	6.31 g
Run #2	

## VOA 8260 List

CAS No.	Compound	Result	RL	MDL	Units	Q
67-64-1	Acetone	68.0	79	16	ug/kg	J
71-43-2	Benzene	ND	4.0	1.2	ug/kg	
108-86-1	Bromobenzene	ND	4.0	1.2	ug/kg	
74-97-5	Bromochloromethane	ND	4.0	1.2	ug/kg	
75-27-4	Bromodichloromethane	ND	4.0	0.79	ug/kg	
75-25-2	Bromoform	ND	4.0	0.79	ug/kg	
104-51-8	n-Butylbenzene	ND	4.0	1.2	ug/kg	
135-98-8	sec-Butylbenzene	ND	4.0	1.2	ug/kg	
98-06-6	tert-Butylbenzene	ND	4.0	1.2	ug/kg	
108-90-7	Chlorobenzene	ND	4.0	1.2	ug/kg	
75-00-3	Chloroethane	ND	4.0	1.2	ug/kg	
67-66-3	Chloroform	ND	4.0	1.2	ug/kg	
95-49-8	o-Chlorotoluene	ND	4.0	1.2	ug/kg	
106-43-4	p-Chlorotoluene	ND	4.0	1.2	ug/kg	
56-23-5	Carbon tetrachloride	ND	4.0	0.79	ug/kg	
75-34-3	1,1-Dichloroethane	32.7	4.0	0.79	ug/kg	
75-35-4	1,1-Dichloroethylene	ND	4.0	1.2	ug/kg	
563-58-6	1,1-Dichloropropene	ND	4.0	1.2	ug/kg	
96-12-8	1,2-Dibromo-3-chloropropane	ND	4.0	0.79	ug/kg	
106-93-4	1,2-Dibromoethane	ND	4.0	0.79	ug/kg	
107-06-2	1,2-Dichloroethane	ND	4.0	1.2	ug/kg	
78-87-5	1,2-Dichloropropane	ND	4.0	1.2	ug/kg	
142-28-9	1,3-Dichloropropane	ND	4.0	1.2	ug/kg	
108-20-3	Di-Isopropyl ether	ND	4.0	1.2	ug/kg	
594-20-7	2,2-Dichloropropane	ND	4.0	1.2	ug/kg	
124-48-1	Dibromochloromethane	ND	4.0	0.79	ug/kg	
75-71-8	Dichlorodifluoromethane	ND	4.0	0.79	ug/kg	
156-59-2	cis-1,2-Dichloroethylene	7.2	4.0	1.2	ug/kg	
10061-01-5	cis-1,3-Dichloropropene	ND	4.0	1.2	ug/kg	
541-73-1	m-Dichlorobenzene	ND	4.0	1.2	ug/kg	
95-50-1	o-Dichlorobenzene	ND	4.0	1.2	ug/kg	
106-46-7	p-Dichlorobenzene	ND	4.0	1.2	ug/kg	

ND = Not detected MDL - Method Detection Limit

RL = Reporting Limit

E = Indicates value exceeds calibration range

J = Indicates an estimated value

B = Indicates analyte found in associated method blank

N = Indicates presumptive evidence of a compound



## Report of Analysis

<b>Client Sample ID:</b>	T11-1.0	<b>Date Sampled:</b>	07/12/11
<b>Lab Sample ID:</b>	C16957-19	<b>Date Received:</b>	07/13/11
<b>Matrix:</b>	SO - Soil	<b>Percent Solids:</b>	n/a <sup>a</sup>
<b>Method:</b>	SW846 8260B	<b>Project:</b> Romic Soil Investigation(Romic EPA) - 2081 Bay Road,East Palo Alto,CA	

## VOA 8260 List

CAS No.	Compound	Result	RL	MDL	Units	Q
156-60-5	trans-1,2-Dichloroethylene	1.3	4.0	1.2	ug/kg	J
10061-02-6	trans-1,3-Dichloropropene	ND	4.0	1.2	ug/kg	
100-41-4	Ethylbenzene	ND	4.0	1.2	ug/kg	
637-92-3	Ethyl tert-Butyl Ether	ND	4.0	1.2	ug/kg	
591-78-6	2-Hexanone	ND	32	4.0	ug/kg	
87-68-3	Hexachlorobutadiene	ND	4.0	0.79	ug/kg	
98-82-8	Isopropylbenzene	ND	4.0	1.2	ug/kg	
99-87-6	p-Isopropyltoluene	ND	4.0	1.2	ug/kg	
108-10-1	4-Methyl-2-pentanone	ND	32	12	ug/kg	
74-83-9	Methyl bromide	ND	4.0	2.0	ug/kg	
74-87-3	Methyl chloride	ND	4.0	1.2	ug/kg	
74-95-3	Methylene bromide	ND	4.0	2.0	ug/kg	
75-09-2	Methylene chloride	ND	20	13	ug/kg	
78-93-3	Methyl ethyl ketone	12.1	32	9.5	ug/kg	J
1634-04-4	Methyl Tert Butyl Ether	ND	4.0	0.79	ug/kg	
91-20-3	Naphthalene	ND	4.0	1.2	ug/kg	
103-65-1	n-Propylbenzene	ND	4.0	1.2	ug/kg	
100-42-5	Styrene	ND	4.0	0.79	ug/kg	
994-05-8	Tert-Amyl Methyl Ether	ND	4.0	0.95	ug/kg	
75-65-0	Tert Butyl Alcohol	ND	32	7.9	ug/kg	
630-20-6	1,1,1,2-Tetrachloroethane	ND	4.0	0.79	ug/kg	
71-55-6	1,1,1-Trichloroethane	ND	4.0	1.2	ug/kg	
79-34-5	1,1,2,2-Tetrachloroethane	ND	4.0	0.79	ug/kg	
79-00-5	1,1,2-Trichloroethane	ND	4.0	0.79	ug/kg	
87-61-6	1,2,3-Trichlorobenzene	ND	4.0	1.2	ug/kg	
96-18-4	1,2,3-Trichloropropane	ND	4.0	1.2	ug/kg	
120-82-1	1,2,4-Trichlorobenzene	ND	4.0	1.2	ug/kg	
95-63-6	1,2,4-Trimethylbenzene	ND	4.0	1.2	ug/kg	
108-67-8	1,3,5-Trimethylbenzene	ND	4.0	1.2	ug/kg	
127-18-4	Tetrachloroethylene	10.4	4.0	2.8	ug/kg	
108-88-3	Toluene	ND	4.0	1.2	ug/kg	
79-01-6	Trichloroethylene	6.1	4.0	0.79	ug/kg	
75-69-4	Trichlorofluoromethane <sup>b</sup>	ND	4.0	0.95	ug/kg	
75-01-4	Vinyl chloride	ND	4.0	2.0	ug/kg	
1330-20-7	Xylene (total)	ND	7.9	3.2	ug/kg	

CAS No.	Surrogate Recoveries	Run# 1	Run# 2	Limits
1868-53-7	Dibromofluoromethane	106%		60-130%
2037-26-5	Toluene-D8	97%		60-130%

ND = Not detected MDL - Method Detection Limit

RL = Reporting Limit

E = Indicates value exceeds calibration range

J = Indicates an estimated value

B = Indicates analyte found in associated method blank

N = Indicates presumptive evidence of a compound

## Report of Analysis

<b>Client Sample ID:</b> T11-1.0		<b>Date Sampled:</b> 07/12/11
<b>Lab Sample ID:</b> C16957-19		<b>Date Received:</b> 07/13/11
<b>Matrix:</b> SO - Soil		<b>Percent Solids:</b> n/a <sup>a</sup>
<b>Method:</b> SW846 8260B		
<b>Project:</b> Romic Soil Investigation(Romic EPA) - 2081 Bay Road, East Palo Alto, CA		

**VOA 8260 List**

CAS No.	Surrogate Recoveries	Run# 1	Run# 2	Limits
460-00-4	4-Bromofluorobenzene	107%		60-130%

- (a) All results reported on wet weight basis.
- (b) CCV outside of control limits (biased high); not detected in sample.

ND = Not detected      MDL - Method Detection Limit  
 RL = Reporting Limit  
 E = Indicates value exceeds calibration range

J = Indicates an estimated value  
 B = Indicates analyte found in associated method blank  
 N = Indicates presumptive evidence of a compound

## Report of Analysis

Page 1 of 3

<b>Client Sample ID:</b>	T11-3.5	<b>Date Sampled:</b>	07/12/11
<b>Lab Sample ID:</b>	C16957-20	<b>Date Received:</b>	07/13/11
<b>Matrix:</b>	SO - Soil	<b>Percent Solids:</b>	n/a <sup>a</sup>
<b>Method:</b>	SW846 8260B	<b>Project:</b> Romic Soil Investigation(Romic EPA) - 2081 Bay Road, East Palo Alto, CA	

Run #	File ID	DF	Analyzed	By	Prep Date	Prep Batch	Analytical Batch
Run #1	M25871.D	1	07/24/11	TN	n/a	n/a	VM825
Run #2							

Run #	Initial Weight
Run #1	6.09 g
Run #2	

## VOA 8260 List

CAS No.	Compound	Result	RL	MDL	Units	Q
67-64-1	Acetone	25.2	82	16	ug/kg	J
71-43-2	Benzene	ND	4.1	1.2	ug/kg	
108-86-1	Bromobenzene	ND	4.1	1.2	ug/kg	
74-97-5	Bromochloromethane	ND	4.1	1.2	ug/kg	
75-27-4	Bromodichloromethane	ND	4.1	0.82	ug/kg	
75-25-2	Bromoform	ND	4.1	0.82	ug/kg	
104-51-8	n-Butylbenzene	ND	4.1	1.2	ug/kg	
135-98-8	sec-Butylbenzene	ND	4.1	1.2	ug/kg	
98-06-6	tert-Butylbenzene	ND	4.1	1.2	ug/kg	
108-90-7	Chlorobenzene	ND	4.1	1.2	ug/kg	
75-00-3	Chloroethane	ND	4.1	1.2	ug/kg	
67-66-3	Chloroform	ND	4.1	1.2	ug/kg	
95-49-8	o-Chlorotoluene	ND	4.1	1.2	ug/kg	
106-43-4	p-Chlorotoluene	ND	4.1	1.2	ug/kg	
56-23-5	Carbon tetrachloride	ND	4.1	0.82	ug/kg	
75-34-3	1,1-Dichloroethane	19.0	4.1	0.82	ug/kg	
75-35-4	1,1-Dichloroethylene	ND	4.1	1.2	ug/kg	
563-58-6	1,1-Dichloropropene	ND	4.1	1.2	ug/kg	
96-12-8	1,2-Dibromo-3-chloropropane	ND	4.1	0.82	ug/kg	
106-93-4	1,2-Dibromoethane	ND	4.1	0.82	ug/kg	
107-06-2	1,2-Dichloroethane	ND	4.1	1.2	ug/kg	
78-87-5	1,2-Dichloropropane	ND	4.1	1.2	ug/kg	
142-28-9	1,3-Dichloropropane	ND	4.1	1.2	ug/kg	
108-20-3	Di-Isopropyl ether	ND	4.1	1.2	ug/kg	
594-20-7	2,2-Dichloropropane	ND	4.1	1.2	ug/kg	
124-48-1	Dibromochloromethane	ND	4.1	0.82	ug/kg	
75-71-8	Dichlorodifluoromethane	ND	4.1	0.82	ug/kg	
156-59-2	cis-1,2-Dichloroethylene	27.3	4.1	1.2	ug/kg	
10061-01-5	cis-1,3-Dichloropropene	ND	4.1	1.2	ug/kg	
541-73-1	m-Dichlorobenzene	ND	4.1	1.2	ug/kg	
95-50-1	o-Dichlorobenzene	ND	4.1	1.2	ug/kg	
106-46-7	p-Dichlorobenzene	ND	4.1	1.2	ug/kg	

ND = Not detected MDL - Method Detection Limit

RL = Reporting Limit

E = Indicates value exceeds calibration range

J = Indicates an estimated value

B = Indicates analyte found in associated method blank

N = Indicates presumptive evidence of a compound

## Report of Analysis

<b>Client Sample ID:</b>	T11-3.5	<b>Date Sampled:</b>	07/12/11
<b>Lab Sample ID:</b>	C16957-20	<b>Date Received:</b>	07/13/11
<b>Matrix:</b>	SO - Soil	<b>Percent Solids:</b>	n/a <sup>a</sup>
<b>Method:</b>	SW846 8260B	<b>Project:</b> Romic Soil Investigation(Romic EPA) - 2081 Bay Road,East Palo Alto,CA	

## VOA 8260 List

CAS No.	Compound	Result	RL	MDL	Units	Q
156-60-5	trans-1,2-Dichloroethylene	12.8	4.1	1.2	ug/kg	
10061-02-6	trans-1,3-Dichloropropene	ND	4.1	1.2	ug/kg	
100-41-4	Ethylbenzene	ND	4.1	1.2	ug/kg	
637-92-3	Ethyl tert-Butyl Ether	ND	4.1	1.2	ug/kg	
591-78-6	2-Hexanone	ND	33	4.1	ug/kg	
87-68-3	Hexachlorobutadiene	ND	4.1	0.82	ug/kg	
98-82-8	Isopropylbenzene	ND	4.1	1.2	ug/kg	
99-87-6	p-Isopropyltoluene	ND	4.1	1.2	ug/kg	
108-10-1	4-Methyl-2-pentanone	ND	33	12	ug/kg	
74-83-9	Methyl bromide	ND	4.1	2.1	ug/kg	
74-87-3	Methyl chloride	ND	4.1	1.2	ug/kg	
74-95-3	Methylene bromide	ND	4.1	2.1	ug/kg	
75-09-2	Methylene chloride	ND	21	13	ug/kg	
78-93-3	Methyl ethyl ketone	ND	33	9.9	ug/kg	
1634-04-4	Methyl Tert Butyl Ether	ND	4.1	0.82	ug/kg	
91-20-3	Naphthalene	ND	4.1	1.2	ug/kg	
103-65-1	n-Propylbenzene	ND	4.1	1.2	ug/kg	
100-42-5	Styrene	ND	4.1	0.82	ug/kg	
994-05-8	Tert-Amyl Methyl Ether	ND	4.1	0.99	ug/kg	
75-65-0	Tert Butyl Alcohol	ND	33	8.2	ug/kg	
630-20-6	1,1,1,2-Tetrachloroethane	ND	4.1	0.82	ug/kg	
71-55-6	1,1,1-Trichloroethane	ND	4.1	1.2	ug/kg	
79-34-5	1,1,2,2-Tetrachloroethane	ND	4.1	0.82	ug/kg	
79-00-5	1,1,2-Trichloroethane	ND	4.1	0.82	ug/kg	
87-61-6	1,2,3-Trichlorobenzene	ND	4.1	1.2	ug/kg	
96-18-4	1,2,3-Trichloropropane	ND	4.1	1.2	ug/kg	
120-82-1	1,2,4-Trichlorobenzene	ND	4.1	1.2	ug/kg	
95-63-6	1,2,4-Trimethylbenzene	ND	4.1	1.2	ug/kg	
108-67-8	1,3,5-Trimethylbenzene	ND	4.1	1.2	ug/kg	
127-18-4	Tetrachloroethylene	ND	4.1	2.9	ug/kg	
108-88-3	Toluene	ND	4.1	1.2	ug/kg	
79-01-6	Trichloroethylene	21.8	4.1	0.82	ug/kg	
75-69-4	Trichlorofluoromethane <sup>b</sup>	ND	4.1	0.99	ug/kg	
75-01-4	Vinyl chloride	12.8	4.1	2.1	ug/kg	
1330-20-7	Xylene (total)	ND	8.2	3.3	ug/kg	

CAS No.	Surrogate Recoveries	Run# 1	Run# 2	Limits
1868-53-7	Dibromofluoromethane	109%		60-130%
2037-26-5	Toluene-D8	95%		60-130%

ND = Not detected MDL - Method Detection Limit

RL = Reporting Limit

E = Indicates value exceeds calibration range

J = Indicates an estimated value

B = Indicates analyte found in associated method blank

N = Indicates presumptive evidence of a compound

## Report of Analysis

<b>Client Sample ID:</b>	T11-3.5		
<b>Lab Sample ID:</b>	C16957-20	<b>Date Sampled:</b>	07/12/11
<b>Matrix:</b>	SO - Soil	<b>Date Received:</b>	07/13/11
<b>Method:</b>	SW846 8260B	<b>Percent Solids:</b>	n/a <sup>a</sup>
<b>Project:</b>	Romic Soil Investigation(Romic EPA) - 2081 Bay Road, East Palo Alto, CA		

### VOA 8260 List

CAS No.	Surrogate Recoveries	Run# 1	Run# 2	Limits
460-00-4	4-Bromofluorobenzene	110%		60-130%

- (a) All results reported on wet weight basis.
- (b) CCV outside of control limits (biased high); not detected in sample.

ND = Not detected      MDL - Method Detection Limit  
 RL = Reporting Limit  
 E = Indicates value exceeds calibration range

J = Indicates an estimated value  
 B = Indicates analyte found in associated method blank  
 N = Indicates presumptive evidence of a compound

## Report of Analysis

<b>Client Sample ID:</b>	T11-6.5	<b>Date Sampled:</b>	07/12/11
<b>Lab Sample ID:</b>	C16957-21	<b>Date Received:</b>	07/13/11
<b>Matrix:</b>	SO - Soil	<b>Percent Solids:</b>	n/a <sup>a</sup>
<b>Method:</b>	SW846 8260B	<b>Project:</b> Romic Soil Investigation(Romic EPA) - 2081 Bay Road, East Palo Alto, CA	

Run #	File ID	DF	Analyzed	By	Prep Date	Prep Batch	Analytical Batch
Run #1	M25872.D	1	07/24/11	TN	n/a	n/a	VM825
Run #2	M25925.D	1	07/26/11	TN	n/a	n/a	VM826

Run #	Initial Weight	Final Volume	Methanol Aliquot
Run #1	6.29 g		
Run #2	6.44 g	5.0 ml	100 ul

## VOA 8260 List

CAS No.	Compound	Result	RL	MDL	Units	Q
67-64-1	Acetone	ND	79	16	ug/kg	
71-43-2	Benzene	ND	4.0	1.2	ug/kg	
108-86-1	Bromobenzene	ND	4.0	1.2	ug/kg	
74-97-5	Bromochloromethane	ND	4.0	1.2	ug/kg	
75-27-4	Bromodichloromethane	ND	4.0	0.79	ug/kg	
75-25-2	Bromoform	ND	4.0	0.79	ug/kg	
104-51-8	n-Butylbenzene	ND	4.0	1.2	ug/kg	
135-98-8	sec-Butylbenzene	ND	4.0	1.2	ug/kg	
98-06-6	tert-Butylbenzene	ND	4.0	1.2	ug/kg	
108-90-7	Chlorobenzene	ND	4.0	1.2	ug/kg	
75-00-3	Chloroethane	ND	4.0	1.2	ug/kg	
67-66-3	Chloroform	ND	4.0	1.2	ug/kg	
95-49-8	o-Chlorotoluene	ND	4.0	1.2	ug/kg	
106-43-4	p-Chlorotoluene	ND	4.0	1.2	ug/kg	
56-23-5	Carbon tetrachloride	ND	4.0	0.79	ug/kg	
75-34-3	1,1-Dichloroethane	7.9	4.0	0.79	ug/kg	
75-35-4	1,1-Dichloroethylene	1.8	4.0	1.2	ug/kg	J
563-58-6	1,1-Dichloropropene	ND	4.0	1.2	ug/kg	
96-12-8	1,2-Dibromo-3-chloropropane	ND	4.0	0.79	ug/kg	
106-93-4	1,2-Dibromoethane	ND	4.0	0.79	ug/kg	
107-06-2	1,2-Dichloroethane	ND	4.0	1.2	ug/kg	
78-87-5	1,2-Dichloropropane	ND	4.0	1.2	ug/kg	
142-28-9	1,3-Dichloropropane	ND	4.0	1.2	ug/kg	
108-20-3	Di-Isopropyl ether	ND	4.0	1.2	ug/kg	
594-20-7	2,2-Dichloropropane	ND	4.0	1.2	ug/kg	
124-48-1	Dibromochloromethane	ND	4.0	0.79	ug/kg	
75-71-8	Dichlorodifluoromethane	ND	4.0	0.79	ug/kg	
156-59-2	cis-1,2-Dichloroethylene	59.9	4.0	1.2	ug/kg	
10061-01-5	cis-1,3-Dichloropropene	ND	4.0	1.2	ug/kg	
541-73-1	m-Dichlorobenzene	ND	4.0	1.2	ug/kg	
95-50-1	o-Dichlorobenzene	ND	4.0	1.2	ug/kg	
106-46-7	p-Dichlorobenzene	ND	4.0	1.2	ug/kg	

ND = Not detected MDL - Method Detection Limit

RL = Reporting Limit

E = Indicates value exceeds calibration range

J = Indicates an estimated value

B = Indicates analyte found in associated method blank

N = Indicates presumptive evidence of a compound

## Report of Analysis

<b>Client Sample ID:</b>	T11-6.5	<b>Date Sampled:</b>	07/12/11
<b>Lab Sample ID:</b>	C16957-21	<b>Date Received:</b>	07/13/11
<b>Matrix:</b>	SO - Soil	<b>Percent Solids:</b>	n/a <sup>a</sup>
<b>Method:</b>	SW846 8260B	<b>Project:</b> Romic Soil Investigation(Romic EPA) - 2081 Bay Road,East Palo Alto,CA	

## VOA 8260 List

CAS No.	Compound	Result	RL	MDL	Units	Q
156-60-5	trans-1,2-Dichloroethylene	13.9	4.0	1.2	ug/kg	
10061-02-6	trans-1,3-Dichloropropene	ND	4.0	1.2	ug/kg	
100-41-4	Ethylbenzene	ND	4.0	1.2	ug/kg	
637-92-3	Ethyl tert-Butyl Ether	ND	4.0	1.2	ug/kg	
591-78-6	2-Hexanone	ND	32	4.0	ug/kg	
87-68-3	Hexachlorobutadiene	ND	4.0	0.79	ug/kg	
98-82-8	Isopropylbenzene	ND	4.0	1.2	ug/kg	
99-87-6	p-Isopropyltoluene	ND	4.0	1.2	ug/kg	
108-10-1	4-Methyl-2-pentanone	ND	32	12	ug/kg	
74-83-9	Methyl bromide	ND	4.0	2.0	ug/kg	
74-87-3	Methyl chloride	ND	4.0	1.2	ug/kg	
74-95-3	Methylene bromide	ND	4.0	2.0	ug/kg	
75-09-2	Methylene chloride	ND	20	13	ug/kg	
78-93-3	Methyl ethyl ketone	ND	32	9.5	ug/kg	
1634-04-4	Methyl Tert Butyl Ether	ND	4.0	0.79	ug/kg	
91-20-3	Naphthalene	ND	4.0	1.2	ug/kg	
103-65-1	n-Propylbenzene	ND	4.0	1.2	ug/kg	
100-42-5	Styrene	ND	4.0	0.79	ug/kg	
994-05-8	Tert-Amyl Methyl Ether	ND	4.0	0.95	ug/kg	
75-65-0	Tert Butyl Alcohol	ND	32	7.9	ug/kg	
630-20-6	1,1,1,2-Tetrachloroethane	ND	4.0	0.79	ug/kg	
71-55-6	1,1,1-Trichloroethane	ND	4.0	1.2	ug/kg	
79-34-5	1,1,2,2-Tetrachloroethane	ND	4.0	0.79	ug/kg	
79-00-5	1,1,2-Trichloroethane	ND	4.0	0.79	ug/kg	
87-61-6	1,2,3-Trichlorobenzene	ND	4.0	1.2	ug/kg	
96-18-4	1,2,3-Trichloropropane	ND	4.0	1.2	ug/kg	
120-82-1	1,2,4-Trichlorobenzene	ND	4.0	1.2	ug/kg	
95-63-6	1,2,4-Trimethylbenzene	ND	4.0	1.2	ug/kg	
108-67-8	1,3,5-Trimethylbenzene	ND	4.0	1.2	ug/kg	
127-18-4	Tetrachloroethylene	ND	4.0	2.8	ug/kg	
108-88-3	Toluene	ND	4.0	1.2	ug/kg	
79-01-6	Trichloroethylene	307 <sup>b</sup>	190	39	ug/kg	
75-69-4	Trichlorofluoromethane	ND	4.0	0.95	ug/kg	
75-01-4	Vinyl chloride	7.8	4.0	2.0	ug/kg	
1330-20-7	Xylene (total)	ND	7.9	3.2	ug/kg	

CAS No.	Surrogate Recoveries	Run# 1	Run# 2	Limits
1868-53-7	Dibromofluoromethane	110%	107%	60-130%
2037-26-5	Toluene-D8	94%	95%	60-130%

ND = Not detected MDL - Method Detection Limit

RL = Reporting Limit

E = Indicates value exceeds calibration range

J = Indicates an estimated value

B = Indicates analyte found in associated method blank

N = Indicates presumptive evidence of a compound

## Report of Analysis

<b>Client Sample ID:</b>	T11-6.5	<b>Date Sampled:</b>	07/12/11
<b>Lab Sample ID:</b>	C16957-21	<b>Date Received:</b>	07/13/11
<b>Matrix:</b>	SO - Soil	<b>Percent Solids:</b>	n/a <sup>a</sup>
<b>Method:</b>	SW846 8260B	<b>Project:</b> Romic Soil Investigation(Romic EPA) - 2081 Bay Road, East Palo Alto, CA	

### VOA 8260 List

CAS No.	Surrogate Recoveries	Run# 1	Run# 2	Limits
460-00-4	4-Bromofluorobenzene	107%	108%	60-130%

(a) All results reported on wet weight basis.

(b) Result is from Run# 2

ND = Not detected      MDL - Method Detection Limit  
 RL = Reporting Limit  
 E = Indicates value exceeds calibration range

J = Indicates an estimated value  
 B = Indicates analyte found in associated method blank  
 N = Indicates presumptive evidence of a compound



## Report of Analysis

<b>Client Sample ID:</b>	T8-0.5	<b>Date Sampled:</b>	07/12/11
<b>Lab Sample ID:</b>	C16957-22	<b>Date Received:</b>	07/13/11
<b>Matrix:</b>	SO - Soil	<b>Percent Solids:</b>	n/a <sup>a</sup>
<b>Method:</b>	SW846 8260B	<b>Project:</b> Romic Soil Investigation(Romic EPA) - 2081 Bay Road,East Palo Alto,CA	

Run #	File ID	DF	Analyzed	By	Prep Date	Prep Batch	Analytical Batch
Run #1	M25873.D	1	07/24/11	TN	n/a	n/a	VM825
Run #2							

Run #	Initial Weight
Run #1	5.31 g
Run #2	

## VOA 8260 List

CAS No.	Compound	Result	RL	MDL	Units	Q
67-64-1	Acetone	ND	94	19	ug/kg	
71-43-2	Benzene	ND	4.7	1.4	ug/kg	
108-86-1	Bromobenzene	ND	4.7	1.4	ug/kg	
74-97-5	Bromochloromethane	ND	4.7	1.4	ug/kg	
75-27-4	Bromodichloromethane	ND	4.7	0.94	ug/kg	
75-25-2	Bromoform	ND	4.7	0.94	ug/kg	
104-51-8	n-Butylbenzene	ND	4.7	1.4	ug/kg	
135-98-8	sec-Butylbenzene	ND	4.7	1.4	ug/kg	
98-06-6	tert-Butylbenzene	ND	4.7	1.4	ug/kg	
108-90-7	Chlorobenzene	ND	4.7	1.4	ug/kg	
75-00-3	Chloroethane	ND	4.7	1.4	ug/kg	
67-66-3	Chloroform	ND	4.7	1.4	ug/kg	
95-49-8	o-Chlorotoluene	ND	4.7	1.4	ug/kg	
106-43-4	p-Chlorotoluene	ND	4.7	1.4	ug/kg	
56-23-5	Carbon tetrachloride	ND	4.7	0.94	ug/kg	
75-34-3	1,1-Dichloroethane	ND	4.7	0.94	ug/kg	
75-35-4	1,1-Dichloroethylene	ND	4.7	1.4	ug/kg	
563-58-6	1,1-Dichloropropene	ND	4.7	1.4	ug/kg	
96-12-8	1,2-Dibromo-3-chloropropane	ND	4.7	0.94	ug/kg	
106-93-4	1,2-Dibromoethane	ND	4.7	0.94	ug/kg	
107-06-2	1,2-Dichloroethane	ND	4.7	1.4	ug/kg	
78-87-5	1,2-Dichloropropane	ND	4.7	1.4	ug/kg	
142-28-9	1,3-Dichloropropane	ND	4.7	1.4	ug/kg	
108-20-3	Di-Isopropyl ether	ND	4.7	1.4	ug/kg	
594-20-7	2,2-Dichloropropane	ND	4.7	1.4	ug/kg	
124-48-1	Dibromochloromethane	ND	4.7	0.94	ug/kg	
75-71-8	Dichlorodifluoromethane	ND	4.7	0.94	ug/kg	
156-59-2	cis-1,2-Dichloroethylene	8.2	4.7	1.4	ug/kg	
10061-01-5	cis-1,3-Dichloropropene	ND	4.7	1.4	ug/kg	
541-73-1	m-Dichlorobenzene	ND	4.7	1.4	ug/kg	
95-50-1	o-Dichlorobenzene	ND	4.7	1.4	ug/kg	
106-46-7	p-Dichlorobenzene	ND	4.7	1.4	ug/kg	

ND = Not detected MDL - Method Detection Limit

RL = Reporting Limit

E = Indicates value exceeds calibration range

J = Indicates an estimated value

B = Indicates analyte found in associated method blank

N = Indicates presumptive evidence of a compound

## Report of Analysis

<b>Client Sample ID:</b>	T8-0.5	<b>Date Sampled:</b>	07/12/11
<b>Lab Sample ID:</b>	C16957-22	<b>Date Received:</b>	07/13/11
<b>Matrix:</b>	SO - Soil	<b>Percent Solids:</b>	n/a <sup>a</sup>
<b>Method:</b>	SW846 8260B	<b>Project:</b> Romic Soil Investigation(Romic EPA) - 2081 Bay Road,East Palo Alto,CA	

## VOA 8260 List

CAS No.	Compound	Result	RL	MDL	Units	Q
156-60-5	trans-1,2-Dichloroethylene	ND	4.7	1.4	ug/kg	
10061-02-6	trans-1,3-Dichloropropene	ND	4.7	1.4	ug/kg	
100-41-4	Ethylbenzene	ND	4.7	1.4	ug/kg	
637-92-3	Ethyl tert-Butyl Ether	ND	4.7	1.4	ug/kg	
591-78-6	2-Hexanone	ND	38	4.7	ug/kg	
87-68-3	Hexachlorobutadiene	ND	4.7	0.94	ug/kg	
98-82-8	Isopropylbenzene	ND	4.7	1.4	ug/kg	
99-87-6	p-Isopropyltoluene	ND	4.7	1.4	ug/kg	
108-10-1	4-Methyl-2-pentanone	ND	38	14	ug/kg	
74-83-9	Methyl bromide	ND	4.7	2.4	ug/kg	
74-87-3	Methyl chloride	ND	4.7	1.4	ug/kg	
74-95-3	Methylene bromide	ND	4.7	2.4	ug/kg	
75-09-2	Methylene chloride	ND	24	15	ug/kg	
78-93-3	Methyl ethyl ketone	ND	38	11	ug/kg	
1634-04-4	Methyl Tert Butyl Ether	ND	4.7	0.94	ug/kg	
91-20-3	Naphthalene	ND	4.7	1.4	ug/kg	
103-65-1	n-Propylbenzene	ND	4.7	1.4	ug/kg	
100-42-5	Styrene	ND	4.7	0.94	ug/kg	
994-05-8	Tert-Amyl Methyl Ether	ND	4.7	1.1	ug/kg	
75-65-0	Tert Butyl Alcohol	ND	38	9.4	ug/kg	
630-20-6	1,1,1,2-Tetrachloroethane	ND	4.7	0.94	ug/kg	
71-55-6	1,1,1-Trichloroethane	ND	4.7	1.4	ug/kg	
79-34-5	1,1,2,2-Tetrachloroethane	ND	4.7	0.94	ug/kg	
79-00-5	1,1,2-Trichloroethane	ND	4.7	0.94	ug/kg	
87-61-6	1,2,3-Trichlorobenzene	ND	4.7	1.4	ug/kg	
96-18-4	1,2,3-Trichloropropane	ND	4.7	1.4	ug/kg	
120-82-1	1,2,4-Trichlorobenzene	ND	4.7	1.4	ug/kg	
95-63-6	1,2,4-Trimethylbenzene	ND	4.7	1.4	ug/kg	
108-67-8	1,3,5-Trimethylbenzene	ND	4.7	1.4	ug/kg	
127-18-4	Tetrachloroethylene	5.9	4.7	3.3	ug/kg	
108-88-3	Toluene	ND	4.7	1.4	ug/kg	
79-01-6	Trichloroethylene	1.8	4.7	0.94	ug/kg	J
75-69-4	Trichlorofluoromethane <sup>b</sup>	ND	4.7	1.1	ug/kg	
75-01-4	Vinyl chloride	ND	4.7	2.4	ug/kg	
1330-20-7	Xylene (total)	ND	9.4	3.8	ug/kg	

CAS No.	Surrogate Recoveries	Run# 1	Run# 2	Limits
1868-53-7	Dibromofluoromethane	108%		60-130%
2037-26-5	Toluene-D8	96%		60-130%

ND = Not detected MDL - Method Detection Limit

RL = Reporting Limit

E = Indicates value exceeds calibration range

J = Indicates an estimated value

B = Indicates analyte found in associated method blank

N = Indicates presumptive evidence of a compound

**Report of Analysis**

<b>Client Sample ID:</b>	T8-0.5	<b>Date Sampled:</b>	07/12/11
<b>Lab Sample ID:</b>	C16957-22	<b>Date Received:</b>	07/13/11
<b>Matrix:</b>	SO - Soil	<b>Percent Solids:</b>	n/a <sup>a</sup>
<b>Method:</b>	SW846 8260B	<b>Project:</b> Romic Soil Investigation(Romic EPA) - 2081 Bay Road, East Palo Alto, CA	

**VOA 8260 List**

CAS No.	Surrogate Recoveries	Run# 1	Run# 2	Limits
460-00-4	4-Bromofluorobenzene	108%		60-130%

(a) All results reported on wet weight basis.

(b) CCV outside of control limits (biased high); not detected in sample.

ND = Not detected      MDL - Method Detection Limit  
 RL = Reporting Limit  
 E = Indicates value exceeds calibration range

J = Indicates an estimated value  
 B = Indicates analyte found in associated method blank  
 N = Indicates presumptive evidence of a compound

## Report of Analysis

Page 1 of 3

<b>Client Sample ID:</b>	T8-0.5	<b>Date Sampled:</b>	07/12/11
<b>Lab Sample ID:</b>	C16957-22	<b>Date Received:</b>	07/13/11
<b>Matrix:</b>	SO - Soil	<b>Percent Solids:</b>	n/a <sup>a</sup>
<b>Method:</b>	SW846 8270C SW846 3550B	<b>Project:</b> Romic Soil Investigation(Romic EPA) - 2081 Bay Road, East Palo Alto, CA	

Run #1	File ID	DF	Analyzed	By	Prep Date	Prep Batch	Analytical Batch
Run #1	Y8832.D	1	07/16/11	MT	07/16/11	OP4242	EY422
Run #2							

Run #1	Initial Weight	Final Volume
Run #1	10.3 g	1.0 ml
Run #2		

## ABN Full List

CAS No.	Compound	Result	RL	MDL	Units	Q
65-85-0	Benzoic acid	ND	970	860	ug/kg	
95-57-8	2-Chlorophenol	ND	970	660	ug/kg	
59-50-7	4-Chloro-3-methyl phenol	ND	490	410	ug/kg	
120-83-2	2,4-Dichlorophenol	ND	490	140	ug/kg	
105-67-9	2,4-Dimethylphenol	ND	490	150	ug/kg	
51-28-5	2,4-Dinitrophenol	ND	2400	830	ug/kg	
534-52-1	4,6-Dinitro-o-cresol	ND	1900	1000	ug/kg	
95-48-7	2-Methylphenol	ND	490	170	ug/kg	
	3&4-Methylphenol	ND	490	150	ug/kg	
88-75-5	2-Nitrophenol	ND	490	130	ug/kg	
100-02-7	4-Nitrophenol	ND	1900	1200	ug/kg	
87-86-5	Pentachlorophenol	ND	490	410	ug/kg	
108-95-2	Phenol	ND	1900	1300	ug/kg	
95-95-4	2,4,5-Trichlorophenol	ND	490	120	ug/kg	
88-06-2	2,4,6-Trichlorophenol	ND	490	160	ug/kg	
83-32-9	Acenaphthene	ND	970	490	ug/kg	
208-96-8	Acenaphthylene	ND	490	190	ug/kg	
62-53-3	Aniline	ND	490	140	ug/kg	
120-12-7	Anthracene	ND	490	97	ug/kg	
103-33-3	Azobenzene	ND	490	170	ug/kg	
92-87-5	Benzidine	ND	2400	710	ug/kg	
56-55-3	Benzo(a)anthracene	ND	490	68	ug/kg	
50-32-8	Benzo(a)pyrene	ND	490	87	ug/kg	
205-99-2	Benzo(b)fluoranthene	ND	490	58	ug/kg	
191-24-2	Benzo(g,h,i)perylene	ND	490	150	ug/kg	
207-08-9	Benzo(k)fluoranthene	ND	490	120	ug/kg	
101-55-3	4-Bromophenyl phenyl ether	ND	490	150	ug/kg	
85-68-7	Butyl benzyl phthalate	ND	490	110	ug/kg	
100-51-6	Benzyl Alcohol	ND	970	160	ug/kg	
91-58-7	2-Chloronaphthalene	ND	490	170	ug/kg	
106-47-8	4-Chloroaniline	ND	490	140	ug/kg	
86-74-8	Carbazole	ND	490	78	ug/kg	

ND = Not detected MDL - Method Detection Limit

RL = Reporting Limit

E = Indicates value exceeds calibration range

J = Indicates an estimated value

B = Indicates analyte found in associated method blank

N = Indicates presumptive evidence of a compound

## Report of Analysis

<b>Client Sample ID:</b>	T8-0.5	<b>Date Sampled:</b>	07/12/11
<b>Lab Sample ID:</b>	C16957-22	<b>Date Received:</b>	07/13/11
<b>Matrix:</b>	SO - Soil	<b>Percent Solids:</b>	n/a <sup>a</sup>
<b>Method:</b>	SW846 8270C SW846 3550B		
<b>Project:</b>	Romic Soil Investigation(Romic EPA) - 2081 Bay Road,East Palo Alto,CA		

## ABN Full List

CAS No.	Compound	Result	RL	MDL	Units	Q
218-01-9	Chrysene	ND	490	97	ug/kg	
111-91-1	bis(2-Chloroethoxy)methane	ND	490	170	ug/kg	
111-44-4	bis(2-Chloroethyl)ether	ND	490	220	ug/kg	
108-60-1	bis(2-Chloroisopropyl)ether	ND	490	260	ug/kg	
7005-72-3	4-Chlorophenyl phenyl ether	ND	490	180	ug/kg	
95-50-1	1,2-Dichlorobenzene	ND	490	160	ug/kg	
541-73-1	1,3-Dichlorobenzene	ND	490	150	ug/kg	
106-46-7	1,4-Dichlorobenzene	ND	490	410	ug/kg	
121-14-2	2,4-Dinitrotoluene	ND	490	450	ug/kg	
606-20-2	2,6-Dinitrotoluene	ND	970	310	ug/kg	
91-94-1	3,3' -Dichlorobenzidine	ND	2400	140	ug/kg	
53-70-3	Dibenzo(a,h)anthracene	ND	490	130	ug/kg	
132-64-9	Dibenzofuran	ND	490	160	ug/kg	
122-39-4	Diphenylamine	ND	490	120	ug/kg	
84-74-2	Di-n-butyl phthalate	ND	490	97	ug/kg	
117-84-0	Di-n-octyl phthalate	ND	490	130	ug/kg	
84-66-2	Diethyl phthalate	ND	490	170	ug/kg	
131-11-3	Dimethyl phthalate	ND	490	170	ug/kg	
117-81-7	bis(2-Ethylhexyl)phthalate	ND	490	210	ug/kg	
206-44-0	Fluoranthene	ND	490	97	ug/kg	
86-73-7	Fluorene	ND	490	170	ug/kg	
118-74-1	Hexachlorobenzene	ND	490	130	ug/kg	
87-68-3	Hexachlorobutadiene	ND	490	180	ug/kg	
77-47-4	Hexachlorocyclopentadiene	ND	490	140	ug/kg	
67-72-1	Hexachloroethane	ND	490	160	ug/kg	
193-39-5	Indeno(1,2,3-cd)pyrene	ND	490	140	ug/kg	
78-59-1	Isophorone	ND	490	170	ug/kg	
90-12-0	1-Methylnaphthalene	ND	490	160	ug/kg	
91-57-6	2-Methylnaphthalene	ND	490	160	ug/kg	
88-74-4	2-Nitroaniline	ND	490	120	ug/kg	
99-09-2	3-Nitroaniline	ND	490	120	ug/kg	
100-01-6	4-Nitroaniline	ND	490	290	ug/kg	
91-20-3	Naphthalene	ND	490	170	ug/kg	
98-95-3	Nitrobenzene	ND	490	160	ug/kg	
62-75-9	N-Nitrosodimethylamine	ND	4900	2100	ug/kg	
621-64-7	N-Nitroso-di-n-propylamine	ND	970	530	ug/kg	
85-01-8	Phenanthrene	ND	490	110	ug/kg	
129-00-0	Pyrene	ND	970	660	ug/kg	
110-86-1	Pyridine	ND	1900	210	ug/kg	
120-82-1	1,2,4-Trichlorobenzene	ND	490	330	ug/kg	

ND = Not detected MDL - Method Detection Limit

RL = Reporting Limit

E = Indicates value exceeds calibration range

J = Indicates an estimated value

B = Indicates analyte found in associated method blank

N = Indicates presumptive evidence of a compound

## Report of Analysis

<b>Client Sample ID:</b>	T8-0.5		<b>Date Sampled:</b>	07/12/11
<b>Lab Sample ID:</b>	C16957-22		<b>Date Received:</b>	07/13/11
<b>Matrix:</b>	SO - Soil		<b>Percent Solids:</b>	n/a <sup>a</sup>
<b>Method:</b>	SW846 8270C SW846 3550B			
<b>Project:</b>	Romic Soil Investigation(Romic EPA) - 2081 Bay Road, East Palo Alto, CA			

## ABN Full List

CAS No.	Surrogate Recoveries	Run# 1	Run# 2	Limits
367-12-4	2-Fluorophenol	75%		20-100%
4165-62-2	Phenol-d5	77%		20-100%
118-79-6	2,4,6-Tribromophenol	85%		30-100%
4165-60-0	Nitrobenzene-d5	76%		20-100%
321-60-8	2-Fluorobiphenyl	75%		20-106%
1718-51-0	Terphenyl-d14	102%		55-130%

(a) All results reported on wet weight basis.

ND = Not detected      MDL - Method Detection Limit  
 RL = Reporting Limit  
 E = Indicates value exceeds calibration range

J = Indicates an estimated value  
 B = Indicates analyte found in associated method blank  
 N = Indicates presumptive evidence of a compound

## Report of Analysis

<b>Client Sample ID:</b> T8-0.5		<b>Date Sampled:</b> 07/12/11
<b>Lab Sample ID:</b> C16957-22		<b>Date Received:</b> 07/13/11
<b>Matrix:</b> SO - Soil		<b>Percent Solids:</b> n/a <sup>a</sup>
<b>Method:</b> SW846 8015B		
<b>Project:</b> Romc Soil Investigation(Romc EPA) - 2081 Bay Road, East Palo Alto, CA		

Run #	File ID	DF	Analyzed	By	Prep Date	Prep Batch	Analytical Batch
Run #1	JK21145.D	1	07/22/11	TT	n/a	n/a	GJK876
Run #2							

Run #	Initial Weight
Run #1	5.27 g
Run #2	

**TPH Volatiles**

CAS No.	Compound	Result	RL	MDL	Units	Q
	TPH-GRO (C6-C10)	ND	0.095	0.047	mg/kg	
CAS No.	Surrogate Recoveries	Run# 1	Run# 2	Limits		
98-08-8	aaa-Trifluorotoluene	93%		60-157%		

(a) All results reported on wet weight basis.

ND = Not detected      MDL - Method Detection Limit  
 RL = Reporting Limit  
 E = Indicates value exceeds calibration range

J = Indicates an estimated value  
 B = Indicates analyte found in associated method blank  
 N = Indicates presumptive evidence of a compound

## Report of Analysis

<b>Client Sample ID:</b> T8-0.5	
<b>Lab Sample ID:</b> C16957-22	<b>Date Sampled:</b> 07/12/11
<b>Matrix:</b> SO - Soil	<b>Date Received:</b> 07/13/11
<b>Method:</b> SW846 8081A SW846 3545A	<b>Percent Solids:</b> n/a <sup>a</sup>
<b>Project:</b> Romic Soil Investigation(Romic EPA) - 2081 Bay Road, East Palo Alto, CA	

Run #1	File ID	DF	Analyzed	By	Prep Date	Prep Batch	Analytical Batch
Run #1	OO22726.D	1	07/26/11	RV	07/15/11	OP4230	G00727
Run #2							

Run #1	Initial Weight	Final Volume
Run #1	10.0 g	10.0 ml
Run #2		

## Pesticide PPL List

CAS No.	Compound	Result	RL	MDL	Units	Q
309-00-2	Aldrin	ND	25	10	ug/kg	
319-84-6	alpha-BHC	ND	25	11	ug/kg	
319-85-7	beta-BHC	ND	25	3.5	ug/kg	
319-86-8	delta-BHC	ND	25	3.5	ug/kg	
58-89-9	gamma-BHC (Lindane)	ND	25	7.5	ug/kg	
12789-03-6	Chlordane	ND	100	100	ug/kg	
60-57-1	Dieldrin	ND	25	3.0	ug/kg	
72-54-8	4,4' -DDD	ND	25	3.5	ug/kg	
72-55-9	4,4' -DDE	ND	25	3.0	ug/kg	
50-29-3	4,4' -DDT	ND	25	3.0	ug/kg	
72-20-8	Endrin	ND	25	3.0	ug/kg	
7421-93-4	Endrin aldehyde	ND	25	6.0	ug/kg	
959-98-8	Endosulfan-I	ND	25	3.5	ug/kg	
33213-65-9	Endosulfan-II	ND	25	3.5	ug/kg	
1031-07-8	Endosulfan sulfate	ND	25	8.0	ug/kg	
76-44-8	Heptachlor	ND	25	6.0	ug/kg	
1024-57-3	Heptachlor epoxide	ND	25	4.0	ug/kg	
72-43-5	Methoxychlor	ND	25	3.5	ug/kg	
8001-35-2	Toxaphene	ND	100	100	ug/kg	

CAS No.	Surrogate Recoveries	Run# 1	Run# 2	Limits
877-09-8	Tetrachloro-m-xylene	56%		35-132%
877-09-8	Tetrachloro-m-xylene	56%		35-132%
2051-24-3	Decachlorobiphenyl	79%		35-132%
2051-24-3	Decachlorobiphenyl	85%		35-132%

(a) All results reported on wet weight basis.

ND = Not detected MDL - Method Detection Limit

RL = Reporting Limit

E = Indicates value exceeds calibration range

J = Indicates an estimated value

B = Indicates analyte found in associated method blank

N = Indicates presumptive evidence of a compound



## Report of Analysis

<b>Client Sample ID:</b> T8-0.5		<b>Date Sampled:</b> 07/12/11
<b>Lab Sample ID:</b> C16957-22		<b>Date Received:</b> 07/13/11
<b>Matrix:</b> SO - Soil		<b>Percent Solids:</b> n/a <sup>a</sup>
<b>Method:</b> SW846 8082 SW846 3545A		
<b>Project:</b> Romic Soil Investigation(Romic EPA) - 2081 Bay Road, East Palo Alto, CA		

Run #1	File ID	DF	Analyzed	By	Prep Date	Prep Batch	Analytical Batch
Run #1	PP20066.D	1	07/17/11	RV	07/15/11	OP4231	GPP685
Run #2							

Run #1	Initial Weight	Final Volume
Run #1	10.0 g	10.0 ml
Run #2		

**PCB List**

CAS No.	Compound	Result	RL	MDL	Units	Q
12674-11-2	Aroclor 1016	ND	100	17	ug/kg	
11104-28-2	Aroclor 1221	ND	100	50	ug/kg	
11141-16-5	Aroclor 1232	ND	100	50	ug/kg	
53469-21-9	Aroclor 1242	ND	100	50	ug/kg	
12672-29-6	Aroclor 1248	ND	100	50	ug/kg	
11097-69-1	Aroclor 1254	ND	100	50	ug/kg	
11096-82-5	Aroclor 1260	ND	100	20	ug/kg	

CAS No.	Surrogate Recoveries	Run# 1	Run# 2	Limits
877-09-8	Tetrachloro-m-xylene	55%		45-108%
877-09-8	Tetrachloro-m-xylene	53%		45-108%
2051-24-3	Decachlorobiphenyl	95%		54-121%
2051-24-3	Decachlorobiphenyl	84%		54-121%

(a) All results reported on wet weight basis.

ND = Not detected      MDL - Method Detection Limit  
 RL = Reporting Limit  
 E = Indicates value exceeds calibration range

J = Indicates an estimated value  
 B = Indicates analyte found in associated method blank  
 N = Indicates presumptive evidence of a compound

## Report of Analysis

<b>Client Sample ID:</b> T8-0.5		<b>Date Sampled:</b> 07/12/11
<b>Lab Sample ID:</b> C16957-22		<b>Date Received:</b> 07/13/11
<b>Matrix:</b> SO - Soil		<b>Percent Solids:</b> n/a <sup>a</sup>
<b>Method:</b> SW846 8015B M SW846 3545A		
<b>Project:</b> Romic Soil Investigation(Romic EPA) - 2081 Bay Road, East Palo Alto, CA		

Run #	File ID	DF	Analyzed	By	Prep Date	Prep Batch	Analytical Batch
Run #1	GG26804.D	1	07/17/11	JH	07/15/11	OP4237	GGG723
Run #2							

Run #	Initial Weight	Final Volume
Run #1	10.3 g	1.0 ml
Run #2		

**TPH Extractable w/ Silica Gel Cleanup**

CAS No.	Compound	Result	RL	MDL	Units	Q
	TPH (C10-C28)	6.18	9.7	4.9	mg/kg	J
	TPH (> C28-C40)	ND	19	9.7	mg/kg	

CAS No.	Surrogate Recoveries	Run# 1	Run# 2	Limits
630-01-3	Hexacosane	68%		45-140%

(a) All results reported on wet weight basis.

---

ND = Not detected      MDL - Method Detection Limit      J = Indicates an estimated value  
 RL = Reporting Limit      B = Indicates analyte found in associated method blank  
 E = Indicates value exceeds calibration range      N = Indicates presumptive evidence of a compound

## Report of Analysis

<b>Client Sample ID:</b> T8-0.5	<b>Date Sampled:</b> 07/12/11
<b>Lab Sample ID:</b> C16957-22	<b>Date Received:</b> 07/13/11
<b>Matrix:</b> SO - Soil	<b>Percent Solids:</b> n/a <sup>a</sup>
<b>Project:</b> Romic Soil Investigation(Romic EPA) - 2081 Bay Road,East Palo Alto,CA	

**Metals Analysis**

Analyte	Result	RL	Units	DF	Prep	Analyzed By	Method	Prep Method
Antimony <sup>b</sup>	9.4	9.3	mg/kg	5	07/15/11	07/19/11 PH	SW846 6010B <sup>1</sup>	SW846 3050B <sup>3</sup>
Arsenic <sup>b</sup>	< 9.3	9.3	mg/kg	5	07/15/11	07/19/11 PH	SW846 6010B <sup>1</sup>	SW846 3050B <sup>3</sup>
Barium	26.6	19	mg/kg	1	07/15/11	07/19/11 PH	SW846 6010B <sup>1</sup>	SW846 3050B <sup>3</sup>
Beryllium <sup>b</sup>	< 4.6	4.6	mg/kg	5	07/15/11	07/19/11 PH	SW846 6010B <sup>1</sup>	SW846 3050B <sup>3</sup>
Cadmium	< 0.93	0.93	mg/kg	1	07/15/11	07/19/11 PH	SW846 6010B <sup>1</sup>	SW846 3050B <sup>3</sup>
Chromium <sup>b</sup>	25.9	4.6	mg/kg	5	07/15/11	07/19/11 PH	SW846 6010B <sup>1</sup>	SW846 3050B <sup>3</sup>
Cobalt <sup>b</sup>	22.5	4.6	mg/kg	5	07/15/11	07/19/11 PH	SW846 6010B <sup>1</sup>	SW846 3050B <sup>3</sup>
Copper <sup>b</sup>	55.7	12	mg/kg	5	07/15/11	07/19/11 PH	SW846 6010B <sup>1</sup>	SW846 3050B <sup>3</sup>
Lead <sup>b</sup>	< 9.3	9.3	mg/kg	5	07/15/11	07/19/11 PH	SW846 6010B <sup>1</sup>	SW846 3050B <sup>3</sup>
Mercury	0.039	0.036	mg/kg	1	07/18/11	07/19/11 RW	SW846 7471A <sup>2</sup>	SW846 7471A <sup>4</sup>
Molybdenum <sup>b</sup>	< 9.3	9.3	mg/kg	5	07/15/11	07/19/11 PH	SW846 6010B <sup>1</sup>	SW846 3050B <sup>3</sup>
Nickel <sup>b</sup>	33.3	4.6	mg/kg	5	07/15/11	07/19/11 PH	SW846 6010B <sup>1</sup>	SW846 3050B <sup>3</sup>
Selenium <sup>b</sup>	< 9.3	9.3	mg/kg	5	07/15/11	07/19/11 PH	SW846 6010B <sup>1</sup>	SW846 3050B <sup>3</sup>
Silver <sup>b</sup>	< 4.6	4.6	mg/kg	5	07/15/11	07/19/11 PH	SW846 6010B <sup>1</sup>	SW846 3050B <sup>3</sup>
Thallium <sup>b</sup>	< 9.3	9.3	mg/kg	5	07/15/11	07/19/11 PH	SW846 6010B <sup>1</sup>	SW846 3050B <sup>3</sup>
Vanadium <sup>b</sup>	139	4.6	mg/kg	5	07/15/11	07/19/11 PH	SW846 6010B <sup>1</sup>	SW846 3050B <sup>3</sup>
Zinc <sup>b</sup>	73.1	9.3	mg/kg	5	07/15/11	07/19/11 PH	SW846 6010B <sup>1</sup>	SW846 3050B <sup>3</sup>

- (1) Instrument QC Batch: MA1989
- (2) Instrument QC Batch: MA1994
- (3) Prep QC Batch: MP3707
- (4) Prep QC Batch: MP3713

- (a) All results reported on wet weight basis.
- (b) Elevated reporting limit(s) due to matrix interference and/or dilution required for high interfering element.

RL = Reporting Limit

## Report of Analysis

Page 1 of 3

<b>Client Sample ID:</b>	T8-3.0	<b>Date Sampled:</b>	07/12/11
<b>Lab Sample ID:</b>	C16957-23	<b>Date Received:</b>	07/13/11
<b>Matrix:</b>	SO - Soil	<b>Percent Solids:</b>	n/a <sup>a</sup>
<b>Method:</b>	SW846 8260B	<b>Project:</b> Romic Soil Investigation(Romic EPA) - 2081 Bay Road, East Palo Alto, CA	

Run #1	File ID	DF	Analyzed	By	Prep Date	Prep Batch	Analytical Batch
Run #1	M25874.D	1	07/24/11	TN	n/a	n/a	VM825
Run #2							

Run #1	Initial Weight
Run #1	6.15 g
Run #2	

## VOA 8260 List

CAS No.	Compound	Result	RL	MDL	Units	Q
67-64-1	Acetone	24.0	81	16	ug/kg	J
71-43-2	Benzene	ND	4.1	1.2	ug/kg	
108-86-1	Bromobenzene	ND	4.1	1.2	ug/kg	
74-97-5	Bromochloromethane	ND	4.1	1.2	ug/kg	
75-27-4	Bromodichloromethane	ND	4.1	0.81	ug/kg	
75-25-2	Bromoform	ND	4.1	0.81	ug/kg	
104-51-8	n-Butylbenzene	ND	4.1	1.2	ug/kg	
135-98-8	sec-Butylbenzene	ND	4.1	1.2	ug/kg	
98-06-6	tert-Butylbenzene	ND	4.1	1.2	ug/kg	
108-90-7	Chlorobenzene	ND	4.1	1.2	ug/kg	
75-00-3	Chloroethane	ND	4.1	1.2	ug/kg	
67-66-3	Chloroform	ND	4.1	1.2	ug/kg	
95-49-8	o-Chlorotoluene	ND	4.1	1.2	ug/kg	
106-43-4	p-Chlorotoluene	ND	4.1	1.2	ug/kg	
56-23-5	Carbon tetrachloride	ND	4.1	0.81	ug/kg	
75-34-3	1,1-Dichloroethane	ND	4.1	0.81	ug/kg	
75-35-4	1,1-Dichloroethylene	3.5	4.1	1.2	ug/kg	J
563-58-6	1,1-Dichloropropene	ND	4.1	1.2	ug/kg	
96-12-8	1,2-Dibromo-3-chloropropane	ND	4.1	0.81	ug/kg	
106-93-4	1,2-Dibromoethane	ND	4.1	0.81	ug/kg	
107-06-2	1,2-Dichloroethane	ND	4.1	1.2	ug/kg	
78-87-5	1,2-Dichloropropane	ND	4.1	1.2	ug/kg	
142-28-9	1,3-Dichloropropane	ND	4.1	1.2	ug/kg	
108-20-3	Di-Isopropyl ether	ND	4.1	1.2	ug/kg	
594-20-7	2,2-Dichloropropane	ND	4.1	1.2	ug/kg	
124-48-1	Dibromochloromethane	ND	4.1	0.81	ug/kg	
75-71-8	Dichlorodifluoromethane	ND	4.1	0.81	ug/kg	
156-59-2	cis-1,2-Dichloroethylene	20.2	4.1	1.2	ug/kg	
10061-01-5	cis-1,3-Dichloropropene	ND	4.1	1.2	ug/kg	
541-73-1	m-Dichlorobenzene	ND	4.1	1.2	ug/kg	
95-50-1	o-Dichlorobenzene	ND	4.1	1.2	ug/kg	
106-46-7	p-Dichlorobenzene	ND	4.1	1.2	ug/kg	

ND = Not detected MDL - Method Detection Limit

RL = Reporting Limit

E = Indicates value exceeds calibration range

J = Indicates an estimated value

B = Indicates analyte found in associated method blank

N = Indicates presumptive evidence of a compound

## Report of Analysis

<b>Client Sample ID:</b>	T8-3.0	<b>Date Sampled:</b>	07/12/11
<b>Lab Sample ID:</b>	C16957-23	<b>Date Received:</b>	07/13/11
<b>Matrix:</b>	SO - Soil	<b>Percent Solids:</b>	n/a <sup>a</sup>
<b>Method:</b>	SW846 8260B	<b>Project:</b> Romic Soil Investigation(Romic EPA) - 2081 Bay Road,East Palo Alto,CA	

## VOA 8260 List

CAS No.	Compound	Result	RL	MDL	Units	Q
156-60-5	trans-1,2-Dichloroethylene	ND	4.1	1.2	ug/kg	
10061-02-6	trans-1,3-Dichloropropene	ND	4.1	1.2	ug/kg	
100-41-4	Ethylbenzene	ND	4.1	1.2	ug/kg	
637-92-3	Ethyl tert-Butyl Ether	ND	4.1	1.2	ug/kg	
591-78-6	2-Hexanone	ND	33	4.1	ug/kg	
87-68-3	Hexachlorobutadiene	ND	4.1	0.81	ug/kg	
98-82-8	Isopropylbenzene	ND	4.1	1.2	ug/kg	
99-87-6	p-Isopropyltoluene	ND	4.1	1.2	ug/kg	
108-10-1	4-Methyl-2-pentanone	ND	33	12	ug/kg	
74-83-9	Methyl bromide	ND	4.1	2.0	ug/kg	
74-87-3	Methyl chloride	ND	4.1	1.2	ug/kg	
74-95-3	Methylene bromide	ND	4.1	2.0	ug/kg	
75-09-2	Methylene chloride	ND	20	13	ug/kg	
78-93-3	Methyl ethyl ketone	ND	33	9.8	ug/kg	
1634-04-4	Methyl Tert Butyl Ether	ND	4.1	0.81	ug/kg	
91-20-3	Naphthalene	ND	4.1	1.2	ug/kg	
103-65-1	n-Propylbenzene	ND	4.1	1.2	ug/kg	
100-42-5	Styrene	ND	4.1	0.81	ug/kg	
994-05-8	Tert-Amyl Methyl Ether	ND	4.1	0.98	ug/kg	
75-65-0	Tert Butyl Alcohol	ND	33	8.1	ug/kg	
630-20-6	1,1,1,2-Tetrachloroethane	ND	4.1	0.81	ug/kg	
71-55-6	1,1,1-Trichloroethane	ND	4.1	1.2	ug/kg	
79-34-5	1,1,2,2-Tetrachloroethane	ND	4.1	0.81	ug/kg	
79-00-5	1,1,2-Trichloroethane	ND	4.1	0.81	ug/kg	
87-61-6	1,2,3-Trichlorobenzene	ND	4.1	1.2	ug/kg	
96-18-4	1,2,3-Trichloropropane	ND	4.1	1.2	ug/kg	
120-82-1	1,2,4-Trichlorobenzene	ND	4.1	1.2	ug/kg	
95-63-6	1,2,4-Trimethylbenzene	ND	4.1	1.2	ug/kg	
108-67-8	1,3,5-Trimethylbenzene	ND	4.1	1.2	ug/kg	
127-18-4	Tetrachloroethylene	ND	4.1	2.8	ug/kg	
108-88-3	Toluene	ND	4.1	1.2	ug/kg	
79-01-6	Trichloroethylene	15.6	4.1	0.81	ug/kg	
75-69-4	Trichlorofluoromethane <sup>b</sup>	ND	4.1	0.98	ug/kg	
75-01-4	Vinyl chloride	5.8	4.1	2.0	ug/kg	
1330-20-7	Xylene (total)	ND	8.1	3.3	ug/kg	

CAS No.	Surrogate Recoveries	Run# 1	Run# 2	Limits
1868-53-7	Dibromofluoromethane	110%		60-130%
2037-26-5	Toluene-D8	98%		60-130%

ND = Not detected MDL - Method Detection Limit

RL = Reporting Limit

E = Indicates value exceeds calibration range

J = Indicates an estimated value

B = Indicates analyte found in associated method blank

N = Indicates presumptive evidence of a compound

## Report of Analysis

<b>Client Sample ID:</b>	T8-3.0	<b>Date Sampled:</b>	07/12/11
<b>Lab Sample ID:</b>	C16957-23	<b>Date Received:</b>	07/13/11
<b>Matrix:</b>	SO - Soil	<b>Percent Solids:</b>	n/a <sup>a</sup>
<b>Method:</b>	SW846 8260B	<b>Project:</b> Romic Soil Investigation(Romic EPA) - 2081 Bay Road, East Palo Alto, CA	

### VOA 8260 List

CAS No.	Surrogate Recoveries	Run# 1	Run# 2	Limits
460-00-4	4-Bromofluorobenzene	107%		60-130%

- (a) All results reported on wet weight basis.
- (b) CCV outside of control limits (biased high); not detected in sample.

ND = Not detected      MDL - Method Detection Limit  
 RL = Reporting Limit  
 E = Indicates value exceeds calibration range

J = Indicates an estimated value  
 B = Indicates analyte found in associated method blank  
 N = Indicates presumptive evidence of a compound

## Report of Analysis

Page 1 of 3

<b>Client Sample ID:</b>	T8-3.0	<b>Date Sampled:</b>	07/12/11
<b>Lab Sample ID:</b>	C16957-23A	<b>Date Received:</b>	07/13/11
<b>Matrix:</b>	SO - Soil	<b>Percent Solids:</b>	n/a <sup>a</sup>
<b>Method:</b>	SW846 8260B	<b>Project:</b> Romic Soil Investigation(Romic EPA) - 2081 Bay Road, East Palo Alto, CA	

Run #1	File ID	DF	Analyzed	By	Prep Date	Prep Batch	Analytical Batch
Run #1	M25910.D	1	07/25/11	TN	n/a	n/a	VM826
Run #2							

Run #1	Initial Weight
Run #1	6.09 g
Run #2	

## VOA 8260 List

CAS No.	Compound	Result	RL	MDL	Units	Q
67-64-1	Acetone	18.7	82	16	ug/kg	J
71-43-2	Benzene	ND	4.1	1.2	ug/kg	
108-86-1	Bromobenzene	ND	4.1	1.2	ug/kg	
74-97-5	Bromochloromethane	ND	4.1	1.2	ug/kg	
75-27-4	Bromodichloromethane <sup>b</sup>	ND	4.1	0.82	ug/kg	
75-25-2	Bromoform	ND	4.1	0.82	ug/kg	
104-51-8	n-Butylbenzene	ND	4.1	1.2	ug/kg	
135-98-8	sec-Butylbenzene	ND	4.1	1.2	ug/kg	
98-06-6	tert-Butylbenzene	ND	4.1	1.2	ug/kg	
108-90-7	Chlorobenzene	ND	4.1	1.2	ug/kg	
75-00-3	Chloroethane	ND	4.1	1.2	ug/kg	
67-66-3	Chloroform	ND	4.1	1.2	ug/kg	
95-49-8	o-Chlorotoluene	ND	4.1	1.2	ug/kg	
106-43-4	p-Chlorotoluene	ND	4.1	1.2	ug/kg	
56-23-5	Carbon tetrachloride	ND	4.1	0.82	ug/kg	
75-34-3	1,1-Dichloroethane	ND	4.1	0.82	ug/kg	
75-35-4	1,1-Dichloroethylene	4.5	4.1	1.2	ug/kg	
563-58-6	1,1-Dichloropropene	ND	4.1	1.2	ug/kg	
96-12-8	1,2-Dibromo-3-chloropropane	ND	4.1	0.82	ug/kg	
106-93-4	1,2-Dibromoethane	ND	4.1	0.82	ug/kg	
107-06-2	1,2-Dichloroethane	ND	4.1	1.2	ug/kg	
78-87-5	1,2-Dichloropropane	ND	4.1	1.2	ug/kg	
142-28-9	1,3-Dichloropropane	ND	4.1	1.2	ug/kg	
108-20-3	Di-Isopropyl ether	ND	4.1	1.2	ug/kg	
594-20-7	2,2-Dichloropropane	ND	4.1	1.2	ug/kg	
124-48-1	Dibromochloromethane	ND	4.1	0.82	ug/kg	
75-71-8	Dichlorodifluoromethane	ND	4.1	0.82	ug/kg	
156-59-2	cis-1,2-Dichloroethylene	25.2	4.1	1.2	ug/kg	
10061-01-5	cis-1,3-Dichloropropene	ND	4.1	1.2	ug/kg	
541-73-1	m-Dichlorobenzene	ND	4.1	1.2	ug/kg	
95-50-1	o-Dichlorobenzene	ND	4.1	1.2	ug/kg	
106-46-7	p-Dichlorobenzene	ND	4.1	1.2	ug/kg	

ND = Not detected MDL - Method Detection Limit

RL = Reporting Limit

E = Indicates value exceeds calibration range

J = Indicates an estimated value

B = Indicates analyte found in associated method blank

N = Indicates presumptive evidence of a compound

## Report of Analysis

<b>Client Sample ID:</b>	T8-3.0	<b>Date Sampled:</b>	07/12/11
<b>Lab Sample ID:</b>	C16957-23A	<b>Date Received:</b>	07/13/11
<b>Matrix:</b>	SO - Soil	<b>Percent Solids:</b>	n/a <sup>a</sup>
<b>Method:</b>	SW846 8260B		
<b>Project:</b>	Romic Soil Investigation(Romic EPA) - 2081 Bay Road,East Palo Alto,CA		

## VOA 8260 List

CAS No.	Compound	Result	RL	MDL	Units	Q
156-60-5	trans-1,2-Dichloroethylene	ND	4.1	1.2	ug/kg	
10061-02-6	trans-1,3-Dichloropropene	ND	4.1	1.2	ug/kg	
100-41-4	Ethylbenzene	ND	4.1	1.2	ug/kg	
637-92-3	Ethyl tert-Butyl Ether	ND	4.1	1.2	ug/kg	
591-78-6	2-Hexanone	ND	33	4.1	ug/kg	
87-68-3	Hexachlorobutadiene	ND	4.1	0.82	ug/kg	
98-82-8	Isopropylbenzene	ND	4.1	1.2	ug/kg	
99-87-6	p-Isopropyltoluene	ND	4.1	1.2	ug/kg	
108-10-1	4-Methyl-2-pentanone	ND	33	12	ug/kg	
74-83-9	Methyl bromide	ND	4.1	2.1	ug/kg	
74-87-3	Methyl chloride	ND	4.1	1.2	ug/kg	
74-95-3	Methylene bromide	ND	4.1	2.1	ug/kg	
75-09-2	Methylene chloride	ND	21	13	ug/kg	
78-93-3	Methyl ethyl ketone	ND	33	9.9	ug/kg	
1634-04-4	Methyl Tert Butyl Ether	ND	4.1	0.82	ug/kg	
91-20-3	Naphthalene	ND	4.1	1.2	ug/kg	
103-65-1	n-Propylbenzene	ND	4.1	1.2	ug/kg	
100-42-5	Styrene	ND	4.1	0.82	ug/kg	
994-05-8	Tert-Amyl Methyl Ether	ND	4.1	0.99	ug/kg	
75-65-0	Tert Butyl Alcohol <sup>b</sup>	ND	33	8.2	ug/kg	
630-20-6	1,1,1,2-Tetrachloroethane	ND	4.1	0.82	ug/kg	
71-55-6	1,1,1-Trichloroethane	ND	4.1	1.2	ug/kg	
79-34-5	1,1,2,2-Tetrachloroethane	ND	4.1	0.82	ug/kg	
79-00-5	1,1,2-Trichloroethane	ND	4.1	0.82	ug/kg	
87-61-6	1,2,3-Trichlorobenzene	ND	4.1	1.2	ug/kg	
96-18-4	1,2,3-Trichloropropane	ND	4.1	1.2	ug/kg	
120-82-1	1,2,4-Trichlorobenzene	ND	4.1	1.2	ug/kg	
95-63-6	1,2,4-Trimethylbenzene	ND	4.1	1.2	ug/kg	
108-67-8	1,3,5-Trimethylbenzene	ND	4.1	1.2	ug/kg	
127-18-4	Tetrachloroethylene	ND	4.1	2.9	ug/kg	
108-88-3	Toluene	ND	4.1	1.2	ug/kg	
79-01-6	Trichloroethylene	13.3	4.1	0.82	ug/kg	
75-69-4	Trichlorofluoromethane	ND	4.1	0.99	ug/kg	
75-01-4	Vinyl chloride	8.1	4.1	2.1	ug/kg	
1330-20-7	Xylene (total)	ND	8.2	3.3	ug/kg	

CAS No.	Surrogate Recoveries	Run# 1	Run# 2	Limits
1868-53-7	Dibromofluoromethane	101%		60-130%
2037-26-5	Toluene-D8	96%		60-130%

ND = Not detected MDL - Method Detection Limit

RL = Reporting Limit

E = Indicates value exceeds calibration range

J = Indicates an estimated value

B = Indicates analyte found in associated method blank

N = Indicates presumptive evidence of a compound



**Report of Analysis**

<b>Client Sample ID:</b>	T8-3.0	<b>Date Sampled:</b>	07/12/11
<b>Lab Sample ID:</b>	C16957-23A	<b>Date Received:</b>	07/13/11
<b>Matrix:</b>	SO - Soil	<b>Percent Solids:</b>	n/a <sup>a</sup>
<b>Method:</b>	SW846 8260B	<b>Project:</b> Romic Soil Investigation(Romic EPA) - 2081 Bay Road, East Palo Alto, CA	

**VOA 8260 List**

CAS No.	Surrogate Recoveries	Run# 1	Run# 2	Limits
460-00-4	4-Bromofluorobenzene	108%		60-130%

(a) All results reported on wet weight basis.

(b) CCV outside of control limits (biased high); not detected in sample.

ND = Not detected      MDL - Method Detection Limit  
 RL = Reporting Limit  
 E = Indicates value exceeds calibration range

J = Indicates an estimated value  
 B = Indicates analyte found in associated method blank  
 N = Indicates presumptive evidence of a compound

## Report of Analysis

Page 1 of 3

<b>Client Sample ID:</b>	T8-6.0	<b>Date Sampled:</b>	07/12/11
<b>Lab Sample ID:</b>	C16957-24	<b>Date Received:</b>	07/13/11
<b>Matrix:</b>	SO - Soil	<b>Percent Solids:</b>	n/a <sup>a</sup>
<b>Method:</b>	SW846 8260B	<b>Project:</b> Romic Soil Investigation(Romic EPA) - 2081 Bay Road, East Palo Alto, CA	

Run #1	File ID	DF	Analyzed	By	Prep Date	Prep Batch	Analytical Batch
Run #1	M25875.D	1	07/24/11	TN	n/a	n/a	VM825
Run #2							

Run #1	Initial Weight
Run #1	6.35 g
Run #2	

## VOA 8260 List

CAS No.	Compound	Result	RL	MDL	Units	Q
67-64-1	Acetone	ND	79	16	ug/kg	
71-43-2	Benzene	ND	3.9	1.2	ug/kg	
108-86-1	Bromobenzene	ND	3.9	1.2	ug/kg	
74-97-5	Bromochloromethane	ND	3.9	1.2	ug/kg	
75-27-4	Bromodichloromethane	ND	3.9	0.79	ug/kg	
75-25-2	Bromoform	ND	3.9	0.79	ug/kg	
104-51-8	n-Butylbenzene	ND	3.9	1.2	ug/kg	
135-98-8	sec-Butylbenzene	ND	3.9	1.2	ug/kg	
98-06-6	tert-Butylbenzene	ND	3.9	1.2	ug/kg	
108-90-7	Chlorobenzene	ND	3.9	1.2	ug/kg	
75-00-3	Chloroethane	ND	3.9	1.2	ug/kg	
67-66-3	Chloroform	ND	3.9	1.2	ug/kg	
95-49-8	o-Chlorotoluene	ND	3.9	1.2	ug/kg	
106-43-4	p-Chlorotoluene	ND	3.9	1.2	ug/kg	
56-23-5	Carbon tetrachloride	ND	3.9	0.79	ug/kg	
75-34-3	1,1-Dichloroethane	ND	3.9	0.79	ug/kg	
75-35-4	1,1-Dichloroethylene	3.4	3.9	1.2	ug/kg	J
563-58-6	1,1-Dichloropropene	ND	3.9	1.2	ug/kg	
96-12-8	1,2-Dibromo-3-chloropropane	ND	3.9	0.79	ug/kg	
106-93-4	1,2-Dibromoethane	ND	3.9	0.79	ug/kg	
107-06-2	1,2-Dichloroethane	ND	3.9	1.2	ug/kg	
78-87-5	1,2-Dichloropropane	ND	3.9	1.2	ug/kg	
142-28-9	1,3-Dichloropropane	ND	3.9	1.2	ug/kg	
108-20-3	Di-Isopropyl ether	ND	3.9	1.2	ug/kg	
594-20-7	2,2-Dichloropropane	ND	3.9	1.2	ug/kg	
124-48-1	Dibromochloromethane	ND	3.9	0.79	ug/kg	
75-71-8	Dichlorodifluoromethane	ND	3.9	0.79	ug/kg	
156-59-2	cis-1,2-Dichloroethylene	18.6	3.9	1.2	ug/kg	
10061-01-5	cis-1,3-Dichloropropene	ND	3.9	1.2	ug/kg	
541-73-1	m-Dichlorobenzene	ND	3.9	1.2	ug/kg	
95-50-1	o-Dichlorobenzene	ND	3.9	1.2	ug/kg	
106-46-7	p-Dichlorobenzene	ND	3.9	1.2	ug/kg	

ND = Not detected MDL - Method Detection Limit

RL = Reporting Limit

E = Indicates value exceeds calibration range

J = Indicates an estimated value

B = Indicates analyte found in associated method blank

N = Indicates presumptive evidence of a compound

## Report of Analysis

<b>Client Sample ID:</b>	T8-6.0	<b>Date Sampled:</b>	07/12/11
<b>Lab Sample ID:</b>	C16957-24	<b>Date Received:</b>	07/13/11
<b>Matrix:</b>	SO - Soil	<b>Percent Solids:</b>	n/a <sup>a</sup>
<b>Method:</b>	SW846 8260B		
<b>Project:</b>	Romic Soil Investigation(Romic EPA) - 2081 Bay Road,East Palo Alto,CA		

## VOA 8260 List

CAS No.	Compound	Result	RL	MDL	Units	Q
156-60-5	trans-1,2-Dichloroethylene	ND	3.9	1.2	ug/kg	
10061-02-6	trans-1,3-Dichloropropene	ND	3.9	1.2	ug/kg	
100-41-4	Ethylbenzene	ND	3.9	1.2	ug/kg	
637-92-3	Ethyl tert-Butyl Ether	ND	3.9	1.2	ug/kg	
591-78-6	2-Hexanone	ND	31	3.9	ug/kg	
87-68-3	Hexachlorobutadiene	ND	3.9	0.79	ug/kg	
98-82-8	Isopropylbenzene	ND	3.9	1.2	ug/kg	
99-87-6	p-Isopropyltoluene	ND	3.9	1.2	ug/kg	
108-10-1	4-Methyl-2-pentanone	ND	31	12	ug/kg	
74-83-9	Methyl bromide	ND	3.9	2.0	ug/kg	
74-87-3	Methyl chloride	ND	3.9	1.2	ug/kg	
74-95-3	Methylene bromide	ND	3.9	2.0	ug/kg	
75-09-2	Methylene chloride	ND	20	13	ug/kg	
78-93-3	Methyl ethyl ketone	ND	31	9.4	ug/kg	
1634-04-4	Methyl Tert Butyl Ether	ND	3.9	0.79	ug/kg	
91-20-3	Naphthalene	ND	3.9	1.2	ug/kg	
103-65-1	n-Propylbenzene	ND	3.9	1.2	ug/kg	
100-42-5	Styrene	ND	3.9	0.79	ug/kg	
994-05-8	Tert-Amyl Methyl Ether	ND	3.9	0.94	ug/kg	
75-65-0	Tert Butyl Alcohol	ND	31	7.9	ug/kg	
630-20-6	1,1,1,2-Tetrachloroethane	ND	3.9	0.79	ug/kg	
71-55-6	1,1,1-Trichloroethane	ND	3.9	1.2	ug/kg	
79-34-5	1,1,2,2-Tetrachloroethane	ND	3.9	0.79	ug/kg	
79-00-5	1,1,2-Trichloroethane	ND	3.9	0.79	ug/kg	
87-61-6	1,2,3-Trichlorobenzene	ND	3.9	1.2	ug/kg	
96-18-4	1,2,3-Trichloropropane	ND	3.9	1.2	ug/kg	
120-82-1	1,2,4-Trichlorobenzene	ND	3.9	1.2	ug/kg	
95-63-6	1,2,4-Trimethylbenzene	ND	3.9	1.2	ug/kg	
108-67-8	1,3,5-Trimethylbenzene	ND	3.9	1.2	ug/kg	
127-18-4	Tetrachloroethylene	ND	3.9	2.8	ug/kg	
108-88-3	Toluene	ND	3.9	1.2	ug/kg	
79-01-6	Trichloroethylene	46.3	3.9	0.79	ug/kg	
75-69-4	Trichlorofluoromethane <sup>b</sup>	ND	3.9	0.94	ug/kg	
75-01-4	Vinyl chloride	4.6	3.9	2.0	ug/kg	
1330-20-7	Xylene (total)	ND	7.9	3.1	ug/kg	

CAS No.	Surrogate Recoveries	Run# 1	Run# 2	Limits
1868-53-7	Dibromofluoromethane	112%		60-130%
2037-26-5	Toluene-D8	96%		60-130%

ND = Not detected MDL - Method Detection Limit

RL = Reporting Limit

E = Indicates value exceeds calibration range

J = Indicates an estimated value

B = Indicates analyte found in associated method blank

N = Indicates presumptive evidence of a compound

## Report of Analysis

<b>Client Sample ID:</b>	T8-6.0	<b>Date Sampled:</b>	07/12/11
<b>Lab Sample ID:</b>	C16957-24	<b>Date Received:</b>	07/13/11
<b>Matrix:</b>	SO - Soil	<b>Percent Solids:</b>	n/a <sup>a</sup>
<b>Method:</b>	SW846 8260B	<b>Project:</b> Romic Soil Investigation(Romic EPA) - 2081 Bay Road, East Palo Alto, CA	

### VOA 8260 List

CAS No.	Surrogate Recoveries	Run# 1	Run# 2	Limits
460-00-4	4-Bromofluorobenzene	110%		60-130%

- (a) All results reported on wet weight basis.
- (b) CCV outside of control limits (biased high); not detected in sample.

ND = Not detected      MDL - Method Detection Limit  
 RL = Reporting Limit  
 E = Indicates value exceeds calibration range

J = Indicates an estimated value  
 B = Indicates analyte found in associated method blank  
 N = Indicates presumptive evidence of a compound

## Report of Analysis

<b>Client Sample ID:</b>	V8-3.0	<b>Date Sampled:</b>	07/12/11
<b>Lab Sample ID:</b>	C16957-25	<b>Date Received:</b>	07/13/11
<b>Matrix:</b>	SO - Soil	<b>Percent Solids:</b>	n/a <sup>a</sup>
<b>Method:</b>	SW846 8260B	<b>Project:</b> Romic Soil Investigation(Romic EPA) - 2081 Bay Road,East Palo Alto,CA	

Run #1	File ID	DF	Analyzed	By	Prep Date	Prep Batch	Analytical Batch
Run #1	M25876.D	1	07/24/11	TN	n/a	n/a	VM825
Run #2							

Run #1	Initial Weight
Run #1	6.14 g
Run #2	

## VOA 8260 List

CAS No.	Compound	Result	RL	MDL	Units	Q
67-64-1	Acetone	67.3	81	16	ug/kg	J
71-43-2	Benzene	ND	4.1	1.2	ug/kg	
108-86-1	Bromobenzene	ND	4.1	1.2	ug/kg	
74-97-5	Bromochloromethane	ND	4.1	1.2	ug/kg	
75-27-4	Bromodichloromethane	ND	4.1	0.81	ug/kg	
75-25-2	Bromoform	ND	4.1	0.81	ug/kg	
104-51-8	n-Butylbenzene	ND	4.1	1.2	ug/kg	
135-98-8	sec-Butylbenzene	ND	4.1	1.2	ug/kg	
98-06-6	tert-Butylbenzene	ND	4.1	1.2	ug/kg	
108-90-7	Chlorobenzene	ND	4.1	1.2	ug/kg	
75-00-3	Chloroethane	ND	4.1	1.2	ug/kg	
67-66-3	Chloroform	ND	4.1	1.2	ug/kg	
95-49-8	o-Chlorotoluene	ND	4.1	1.2	ug/kg	
106-43-4	p-Chlorotoluene	ND	4.1	1.2	ug/kg	
56-23-5	Carbon tetrachloride	ND	4.1	0.81	ug/kg	
75-34-3	1,1-Dichloroethane	ND	4.1	0.81	ug/kg	
75-35-4	1,1-Dichloroethylene	ND	4.1	1.2	ug/kg	
563-58-6	1,1-Dichloropropene	ND	4.1	1.2	ug/kg	
96-12-8	1,2-Dibromo-3-chloropropane	ND	4.1	0.81	ug/kg	
106-93-4	1,2-Dibromoethane	ND	4.1	0.81	ug/kg	
107-06-2	1,2-Dichloroethane	ND	4.1	1.2	ug/kg	
78-87-5	1,2-Dichloropropane	ND	4.1	1.2	ug/kg	
142-28-9	1,3-Dichloropropane	ND	4.1	1.2	ug/kg	
108-20-3	Di-Isopropyl ether	ND	4.1	1.2	ug/kg	
594-20-7	2,2-Dichloropropane	ND	4.1	1.2	ug/kg	
124-48-1	Dibromochloromethane	ND	4.1	0.81	ug/kg	
75-71-8	Dichlorodifluoromethane	ND	4.1	0.81	ug/kg	
156-59-2	cis-1,2-Dichloroethylene	ND	4.1	1.2	ug/kg	
10061-01-5	cis-1,3-Dichloropropene	ND	4.1	1.2	ug/kg	
541-73-1	m-Dichlorobenzene	ND	4.1	1.2	ug/kg	
95-50-1	o-Dichlorobenzene	ND	4.1	1.2	ug/kg	
106-46-7	p-Dichlorobenzene	ND	4.1	1.2	ug/kg	

ND = Not detected MDL - Method Detection Limit

RL = Reporting Limit

E = Indicates value exceeds calibration range

J = Indicates an estimated value

B = Indicates analyte found in associated method blank

N = Indicates presumptive evidence of a compound

## Report of Analysis

<b>Client Sample ID:</b>	V8-3.0	<b>Date Sampled:</b>	07/12/11
<b>Lab Sample ID:</b>	C16957-25	<b>Date Received:</b>	07/13/11
<b>Matrix:</b>	SO - Soil	<b>Percent Solids:</b>	n/a <sup>a</sup>
<b>Method:</b>	SW846 8260B		
<b>Project:</b>	Romic Soil Investigation(Romic EPA) - 2081 Bay Road,East Palo Alto,CA		

## VOA 8260 List

CAS No.	Compound	Result	RL	MDL	Units	Q
156-60-5	trans-1,2-Dichloroethylene	ND	4.1	1.2	ug/kg	
10061-02-6	trans-1,3-Dichloropropene	ND	4.1	1.2	ug/kg	
100-41-4	Ethylbenzene	ND	4.1	1.2	ug/kg	
637-92-3	Ethyl tert-Butyl Ether	ND	4.1	1.2	ug/kg	
591-78-6	2-Hexanone	ND	33	4.1	ug/kg	
87-68-3	Hexachlorobutadiene	ND	4.1	0.81	ug/kg	
98-82-8	Isopropylbenzene	ND	4.1	1.2	ug/kg	
99-87-6	p-Isopropyltoluene	ND	4.1	1.2	ug/kg	
108-10-1	4-Methyl-2-pentanone	ND	33	12	ug/kg	
74-83-9	Methyl bromide	ND	4.1	2.0	ug/kg	
74-87-3	Methyl chloride	ND	4.1	1.2	ug/kg	
74-95-3	Methylene bromide	ND	4.1	2.0	ug/kg	
75-09-2	Methylene chloride	ND	20	13	ug/kg	
78-93-3	Methyl ethyl ketone	11.3	33	9.8	ug/kg	J
1634-04-4	Methyl Tert Butyl Ether	ND	4.1	0.81	ug/kg	
91-20-3	Naphthalene	ND	4.1	1.2	ug/kg	
103-65-1	n-Propylbenzene	ND	4.1	1.2	ug/kg	
100-42-5	Styrene	ND	4.1	0.81	ug/kg	
994-05-8	Tert-Amyl Methyl Ether	ND	4.1	0.98	ug/kg	
75-65-0	Tert Butyl Alcohol	ND	33	8.1	ug/kg	
630-20-6	1,1,1,2-Tetrachloroethane	ND	4.1	0.81	ug/kg	
71-55-6	1,1,1-Trichloroethane	ND	4.1	1.2	ug/kg	
79-34-5	1,1,2,2-Tetrachloroethane	ND	4.1	0.81	ug/kg	
79-00-5	1,1,2-Trichloroethane	ND	4.1	0.81	ug/kg	
87-61-6	1,2,3-Trichlorobenzene	ND	4.1	1.2	ug/kg	
96-18-4	1,2,3-Trichloropropane	ND	4.1	1.2	ug/kg	
120-82-1	1,2,4-Trichlorobenzene	ND	4.1	1.2	ug/kg	
95-63-6	1,2,4-Trimethylbenzene	ND	4.1	1.2	ug/kg	
108-67-8	1,3,5-Trimethylbenzene	ND	4.1	1.2	ug/kg	
127-18-4	Tetrachloroethylene	ND	4.1	2.9	ug/kg	
108-88-3	Toluene	ND	4.1	1.2	ug/kg	
79-01-6	Trichloroethylene	ND	4.1	0.81	ug/kg	
75-69-4	Trichlorofluoromethane <sup>b</sup>	ND	4.1	0.98	ug/kg	
75-01-4	Vinyl chloride	ND	4.1	2.0	ug/kg	
1330-20-7	Xylene (total)	ND	8.1	3.3	ug/kg	

CAS No.	Surrogate Recoveries	Run# 1	Run# 2	Limits
1868-53-7	Dibromofluoromethane	111%		60-130%
2037-26-5	Toluene-D8	97%		60-130%

ND = Not detected MDL - Method Detection Limit

RL = Reporting Limit

E = Indicates value exceeds calibration range

J = Indicates an estimated value

B = Indicates analyte found in associated method blank

N = Indicates presumptive evidence of a compound

**Report of Analysis**

<b>Client Sample ID:</b>	V8-3.0	<b>Date Sampled:</b>	07/12/11
<b>Lab Sample ID:</b>	C16957-25	<b>Date Received:</b>	07/13/11
<b>Matrix:</b>	SO - Soil	<b>Percent Solids:</b>	n/a <sup>a</sup>
<b>Method:</b>	SW846 8260B	<b>Project:</b> Romic Soil Investigation(Romic EPA) - 2081 Bay Road, East Palo Alto, CA	

**VOA 8260 List**

CAS No.	Surrogate Recoveries	Run# 1	Run# 2	Limits
460-00-4	4-Bromofluorobenzene	106%		60-130%

(a) All results reported on wet weight basis.

(b) CCV outside of control limits (biased high); not detected in sample.

ND = Not detected      MDL - Method Detection Limit  
 RL = Reporting Limit  
 E = Indicates value exceeds calibration range

J = Indicates an estimated value  
 B = Indicates analyte found in associated method blank  
 N = Indicates presumptive evidence of a compound

## Report of Analysis

<b>Client Sample ID:</b>	V8-6.0	<b>Date Sampled:</b>	07/12/11
<b>Lab Sample ID:</b>	C16957-26	<b>Date Received:</b>	07/13/11
<b>Matrix:</b>	SO - Soil	<b>Percent Solids:</b>	n/a <sup>a</sup>
<b>Method:</b>	SW846 8260B	<b>Project:</b> Romic Soil Investigation(Romic EPA) - 2081 Bay Road,East Palo Alto,CA	

Run #1	File ID	DF	Analyzed	By	Prep Date	Prep Batch	Analytical Batch
Run #1	M25877.D	1	07/24/11	TN	n/a	n/a	VM825
Run #2							

Run #1	Initial Weight
Run #1	7.23 g
Run #2	

## VOA 8260 List

CAS No.	Compound	Result	RL	MDL	Units	Q
67-64-1	Acetone	ND	69	14	ug/kg	
71-43-2	Benzene	ND	3.5	1.0	ug/kg	
108-86-1	Bromobenzene	ND	3.5	1.0	ug/kg	
74-97-5	Bromochloromethane	ND	3.5	1.0	ug/kg	
75-27-4	Bromodichloromethane	ND	3.5	0.69	ug/kg	
75-25-2	Bromoform	ND	3.5	0.69	ug/kg	
104-51-8	n-Butylbenzene	ND	3.5	1.0	ug/kg	
135-98-8	sec-Butylbenzene	ND	3.5	1.0	ug/kg	
98-06-6	tert-Butylbenzene	ND	3.5	1.0	ug/kg	
108-90-7	Chlorobenzene	ND	3.5	1.0	ug/kg	
75-00-3	Chloroethane	ND	3.5	1.0	ug/kg	
67-66-3	Chloroform	ND	3.5	1.0	ug/kg	
95-49-8	o-Chlorotoluene	ND	3.5	1.0	ug/kg	
106-43-4	p-Chlorotoluene	ND	3.5	1.0	ug/kg	
56-23-5	Carbon tetrachloride	ND	3.5	0.69	ug/kg	
75-34-3	1,1-Dichloroethane	ND	3.5	0.69	ug/kg	
75-35-4	1,1-Dichloroethylene	ND	3.5	1.0	ug/kg	
563-58-6	1,1-Dichloropropene	ND	3.5	1.0	ug/kg	
96-12-8	1,2-Dibromo-3-chloropropane	ND	3.5	0.69	ug/kg	
106-93-4	1,2-Dibromoethane	ND	3.5	0.69	ug/kg	
107-06-2	1,2-Dichloroethane	ND	3.5	1.0	ug/kg	
78-87-5	1,2-Dichloropropane	ND	3.5	1.0	ug/kg	
142-28-9	1,3-Dichloropropane	ND	3.5	1.0	ug/kg	
108-20-3	Di-Isopropyl ether	ND	3.5	1.0	ug/kg	
594-20-7	2,2-Dichloropropane	ND	3.5	1.0	ug/kg	
124-48-1	Dibromochloromethane	ND	3.5	0.69	ug/kg	
75-71-8	Dichlorodifluoromethane	ND	3.5	0.69	ug/kg	
156-59-2	cis-1,2-Dichloroethylene	1.8	3.5	1.0	ug/kg	J
10061-01-5	cis-1,3-Dichloropropene	ND	3.5	1.0	ug/kg	
541-73-1	m-Dichlorobenzene	ND	3.5	1.0	ug/kg	
95-50-1	o-Dichlorobenzene	ND	3.5	1.0	ug/kg	
106-46-7	p-Dichlorobenzene	ND	3.5	1.0	ug/kg	

ND = Not detected MDL - Method Detection Limit

RL = Reporting Limit

E = Indicates value exceeds calibration range

J = Indicates an estimated value

B = Indicates analyte found in associated method blank

N = Indicates presumptive evidence of a compound



## Report of Analysis

<b>Client Sample ID:</b>	V8-6.0	<b>Date Sampled:</b>	07/12/11
<b>Lab Sample ID:</b>	C16957-26	<b>Date Received:</b>	07/13/11
<b>Matrix:</b>	SO - Soil	<b>Percent Solids:</b>	n/a <sup>a</sup>
<b>Method:</b>	SW846 8260B	<b>Project:</b> Romic Soil Investigation(Romic EPA) - 2081 Bay Road,East Palo Alto,CA	

## VOA 8260 List

CAS No.	Compound	Result	RL	MDL	Units	Q
156-60-5	trans-1,2-Dichloroethylene	1.5	3.5	1.0	ug/kg	J
10061-02-6	trans-1,3-Dichloropropene	ND	3.5	1.0	ug/kg	
100-41-4	Ethylbenzene	ND	3.5	1.0	ug/kg	
637-92-3	Ethyl tert-Butyl Ether	ND	3.5	1.0	ug/kg	
591-78-6	2-Hexanone	ND	28	3.5	ug/kg	
87-68-3	Hexachlorobutadiene	ND	3.5	0.69	ug/kg	
98-82-8	Isopropylbenzene	ND	3.5	1.0	ug/kg	
99-87-6	p-Isopropyltoluene	ND	3.5	1.0	ug/kg	
108-10-1	4-Methyl-2-pentanone	ND	28	10	ug/kg	
74-83-9	Methyl bromide	ND	3.5	1.7	ug/kg	
74-87-3	Methyl chloride	ND	3.5	1.0	ug/kg	
74-95-3	Methylene bromide	ND	3.5	1.7	ug/kg	
75-09-2	Methylene chloride	ND	17	11	ug/kg	
78-93-3	Methyl ethyl ketone	ND	28	8.3	ug/kg	
1634-04-4	Methyl Tert Butyl Ether	ND	3.5	0.69	ug/kg	
91-20-3	Naphthalene	ND	3.5	1.0	ug/kg	
103-65-1	n-Propylbenzene	ND	3.5	1.0	ug/kg	
100-42-5	Styrene	ND	3.5	0.69	ug/kg	
994-05-8	Tert-Amyl Methyl Ether	ND	3.5	0.83	ug/kg	
75-65-0	Tert Butyl Alcohol	ND	28	6.9	ug/kg	
630-20-6	1,1,1,2-Tetrachloroethane	ND	3.5	0.69	ug/kg	
71-55-6	1,1,1-Trichloroethane	ND	3.5	1.0	ug/kg	
79-34-5	1,1,2,2-Tetrachloroethane	ND	3.5	0.69	ug/kg	
79-00-5	1,1,2-Trichloroethane	ND	3.5	0.69	ug/kg	
87-61-6	1,2,3-Trichlorobenzene	ND	3.5	1.0	ug/kg	
96-18-4	1,2,3-Trichloropropane	ND	3.5	1.0	ug/kg	
120-82-1	1,2,4-Trichlorobenzene	ND	3.5	1.0	ug/kg	
95-63-6	1,2,4-Trimethylbenzene	ND	3.5	1.0	ug/kg	
108-67-8	1,3,5-Trimethylbenzene	ND	3.5	1.0	ug/kg	
127-18-4	Tetrachloroethylene	ND	3.5	2.4	ug/kg	
108-88-3	Toluene	ND	3.5	1.0	ug/kg	
79-01-6	Trichloroethylene	ND	3.5	0.69	ug/kg	
75-69-4	Trichlorofluoromethane <sup>b</sup>	ND	3.5	0.83	ug/kg	
75-01-4	Vinyl chloride	ND	3.5	1.7	ug/kg	
1330-20-7	Xylene (total)	ND	6.9	2.8	ug/kg	

CAS No.	Surrogate Recoveries	Run# 1	Run# 2	Limits
1868-53-7	Dibromofluoromethane	114%		60-130%
2037-26-5	Toluene-D8	97%		60-130%

ND = Not detected MDL - Method Detection Limit

RL = Reporting Limit

E = Indicates value exceeds calibration range

J = Indicates an estimated value

B = Indicates analyte found in associated method blank

N = Indicates presumptive evidence of a compound

## Report of Analysis

<b>Client Sample ID:</b>	V8-6.0		
<b>Lab Sample ID:</b>	C16957-26	<b>Date Sampled:</b>	07/12/11
<b>Matrix:</b>	SO - Soil	<b>Date Received:</b>	07/13/11
<b>Method:</b>	SW846 8260B	<b>Percent Solids:</b>	n/a <sup>a</sup>
<b>Project:</b>	Romic Soil Investigation(Romic EPA) - 2081 Bay Road, East Palo Alto, CA		

### VOA 8260 List

CAS No.	Surrogate Recoveries	Run# 1	Run# 2	Limits
460-00-4	4-Bromofluorobenzene	111%		60-130%

- (a) All results reported on wet weight basis.
- (b) CCV outside of control limits (biased high); not detected in sample.

ND = Not detected      MDL - Method Detection Limit  
 RL = Reporting Limit  
 E = Indicates value exceeds calibration range

J = Indicates an estimated value  
 B = Indicates analyte found in associated method blank  
 N = Indicates presumptive evidence of a compound

## Report of Analysis

Page 1 of 3

<b>Client Sample ID:</b>	V5-1.0	<b>Date Sampled:</b>	07/12/11
<b>Lab Sample ID:</b>	C16957-27	<b>Date Received:</b>	07/13/11
<b>Matrix:</b>	SO - Soil	<b>Percent Solids:</b>	n/a <sup>a</sup>
<b>Method:</b>	SW846 8260B	<b>Project:</b> Romic Soil Investigation(Romic EPA) - 2081 Bay Road, East Palo Alto, CA	

Run #	File ID	DF	Analyzed	By	Prep Date	Prep Batch	Analytical Batch
Run #1	M25878.D	1	07/24/11	TN	n/a	n/a	VM825
Run #2							

Run #	Initial Weight
Run #1	6.04 g
Run #2	

## VOA 8260 List

CAS No.	Compound	Result	RL	MDL	Units	Q
67-64-1	Acetone	64.8	83	17	ug/kg	J
71-43-2	Benzene	ND	4.1	1.2	ug/kg	
108-86-1	Bromobenzene	ND	4.1	1.2	ug/kg	
74-97-5	Bromochloromethane	ND	4.1	1.2	ug/kg	
75-27-4	Bromodichloromethane	ND	4.1	0.83	ug/kg	
75-25-2	Bromoform	ND	4.1	0.83	ug/kg	
104-51-8	n-Butylbenzene	ND	4.1	1.2	ug/kg	
135-98-8	sec-Butylbenzene	ND	4.1	1.2	ug/kg	
98-06-6	tert-Butylbenzene	ND	4.1	1.2	ug/kg	
108-90-7	Chlorobenzene	ND	4.1	1.2	ug/kg	
75-00-3	Chloroethane	ND	4.1	1.2	ug/kg	
67-66-3	Chloroform	ND	4.1	1.2	ug/kg	
95-49-8	o-Chlorotoluene	ND	4.1	1.2	ug/kg	
106-43-4	p-Chlorotoluene	ND	4.1	1.2	ug/kg	
56-23-5	Carbon tetrachloride	ND	4.1	0.83	ug/kg	
75-34-3	1,1-Dichloroethane	ND	4.1	0.83	ug/kg	
75-35-4	1,1-Dichloroethylene	ND	4.1	1.2	ug/kg	
563-58-6	1,1-Dichloropropene	ND	4.1	1.2	ug/kg	
96-12-8	1,2-Dibromo-3-chloropropane	ND	4.1	0.83	ug/kg	
106-93-4	1,2-Dibromoethane	ND	4.1	0.83	ug/kg	
107-06-2	1,2-Dichloroethane	ND	4.1	1.2	ug/kg	
78-87-5	1,2-Dichloropropane	ND	4.1	1.2	ug/kg	
142-28-9	1,3-Dichloropropane	ND	4.1	1.2	ug/kg	
108-20-3	Di-Isopropyl ether	ND	4.1	1.2	ug/kg	
594-20-7	2,2-Dichloropropane	ND	4.1	1.2	ug/kg	
124-48-1	Dibromochloromethane	ND	4.1	0.83	ug/kg	
75-71-8	Dichlorodifluoromethane	ND	4.1	0.83	ug/kg	
156-59-2	cis-1,2-Dichloroethylene	ND	4.1	1.2	ug/kg	
10061-01-5	cis-1,3-Dichloropropene	ND	4.1	1.2	ug/kg	
541-73-1	m-Dichlorobenzene	ND	4.1	1.2	ug/kg	
95-50-1	o-Dichlorobenzene	ND	4.1	1.2	ug/kg	
106-46-7	p-Dichlorobenzene	ND	4.1	1.2	ug/kg	

ND = Not detected MDL - Method Detection Limit

RL = Reporting Limit

E = Indicates value exceeds calibration range

J = Indicates an estimated value

B = Indicates analyte found in associated method blank

N = Indicates presumptive evidence of a compound

## Report of Analysis

<b>Client Sample ID:</b>	V5-1.0	<b>Date Sampled:</b>	07/12/11
<b>Lab Sample ID:</b>	C16957-27	<b>Date Received:</b>	07/13/11
<b>Matrix:</b>	SO - Soil	<b>Percent Solids:</b>	n/a <sup>a</sup>
<b>Method:</b>	SW846 8260B	<b>Project:</b> Romic Soil Investigation(Romic EPA) - 2081 Bay Road,East Palo Alto,CA	

## VOA 8260 List

CAS No.	Compound	Result	RL	MDL	Units	Q
156-60-5	trans-1,2-Dichloroethylene	ND	4.1	1.2	ug/kg	
10061-02-6	trans-1,3-Dichloropropene	ND	4.1	1.2	ug/kg	
100-41-4	Ethylbenzene	ND	4.1	1.2	ug/kg	
637-92-3	Ethyl tert-Butyl Ether	ND	4.1	1.2	ug/kg	
591-78-6	2-Hexanone	ND	33	4.1	ug/kg	
87-68-3	Hexachlorobutadiene	ND	4.1	0.83	ug/kg	
98-82-8	Isopropylbenzene	ND	4.1	1.2	ug/kg	
99-87-6	p-Isopropyltoluene	ND	4.1	1.2	ug/kg	
108-10-1	4-Methyl-2-pentanone	ND	33	12	ug/kg	
74-83-9	Methyl bromide	ND	4.1	2.1	ug/kg	
74-87-3	Methyl chloride	ND	4.1	1.2	ug/kg	
74-95-3	Methylene bromide	ND	4.1	2.1	ug/kg	
75-09-2	Methylene chloride	ND	21	13	ug/kg	
78-93-3	Methyl ethyl ketone	ND	33	9.9	ug/kg	
1634-04-4	Methyl Tert Butyl Ether	ND	4.1	0.83	ug/kg	
91-20-3	Naphthalene	ND	4.1	1.2	ug/kg	
103-65-1	n-Propylbenzene	ND	4.1	1.2	ug/kg	
100-42-5	Styrene	ND	4.1	0.83	ug/kg	
994-05-8	Tert-Amyl Methyl Ether	ND	4.1	0.99	ug/kg	
75-65-0	Tert Butyl Alcohol	ND	33	8.3	ug/kg	
630-20-6	1,1,1,2-Tetrachloroethane	ND	4.1	0.83	ug/kg	
71-55-6	1,1,1-Trichloroethane	ND	4.1	1.2	ug/kg	
79-34-5	1,1,2,2-Tetrachloroethane	ND	4.1	0.83	ug/kg	
79-00-5	1,1,2-Trichloroethane	ND	4.1	0.83	ug/kg	
87-61-6	1,2,3-Trichlorobenzene	ND	4.1	1.2	ug/kg	
96-18-4	1,2,3-Trichloropropane	ND	4.1	1.2	ug/kg	
120-82-1	1,2,4-Trichlorobenzene	ND	4.1	1.2	ug/kg	
95-63-6	1,2,4-Trimethylbenzene	ND	4.1	1.2	ug/kg	
108-67-8	1,3,5-Trimethylbenzene	ND	4.1	1.2	ug/kg	
127-18-4	Tetrachloroethylene	ND	4.1	2.9	ug/kg	
108-88-3	Toluene	ND	4.1	1.2	ug/kg	
79-01-6	Trichloroethylene	2.5	4.1	0.83	ug/kg	J
75-69-4	Trichlorofluoromethane <sup>b</sup>	ND	4.1	0.99	ug/kg	
75-01-4	Vinyl chloride	ND	4.1	2.1	ug/kg	
1330-20-7	Xylene (total)	ND	8.3	3.3	ug/kg	

CAS No.	Surrogate Recoveries	Run# 1	Run# 2	Limits
1868-53-7	Dibromofluoromethane	113%		60-130%
2037-26-5	Toluene-D8	97%		60-130%

ND = Not detected MDL - Method Detection Limit

RL = Reporting Limit

E = Indicates value exceeds calibration range

J = Indicates an estimated value

B = Indicates analyte found in associated method blank

N = Indicates presumptive evidence of a compound

**Report of Analysis**

<b>Client Sample ID:</b>	V5-1.0	<b>Date Sampled:</b>	07/12/11
<b>Lab Sample ID:</b>	C16957-27	<b>Date Received:</b>	07/13/11
<b>Matrix:</b>	SO - Soil	<b>Percent Solids:</b>	n/a <sup>a</sup>
<b>Method:</b>	SW846 8260B	<b>Project:</b> Romic Soil Investigation(Romic EPA) - 2081 Bay Road, East Palo Alto, CA	

**VOA 8260 List**

CAS No.	Surrogate Recoveries	Run# 1	Run# 2	Limits
460-00-4	4-Bromofluorobenzene	106%		60-130%

(a) All results reported on wet weight basis.

(b) CCV outside of control limits (biased high); not detected in sample.

ND = Not detected      MDL - Method Detection Limit  
 RL = Reporting Limit  
 E = Indicates value exceeds calibration range

J = Indicates an estimated value  
 B = Indicates analyte found in associated method blank  
 N = Indicates presumptive evidence of a compound

## Report of Analysis

Page 1 of 3

<b>Client Sample ID:</b>	V5-1.0	<b>Date Sampled:</b>	07/12/11
<b>Lab Sample ID:</b>	C16957-27	<b>Date Received:</b>	07/13/11
<b>Matrix:</b>	SO - Soil	<b>Percent Solids:</b>	n/a <sup>a</sup>
<b>Method:</b>	SW846 8270C SW846 3550B	<b>Project:</b> Romic Soil Investigation(Romic EPA) - 2081 Bay Road, East Palo Alto, CA	

Run #	File ID	DF	Analyzed	By	Prep Date	Prep Batch	Analytical Batch
Run #1 <sup>b</sup>	Y8852.D	20	07/18/11	MT	07/16/11	OP4242	EY423
Run #2							

Run #	Initial Weight	Final Volume
Run #1	10.1 g	1.5 ml
Run #2		

## ABN Full List

CAS No.	Compound	Result	RL	MDL	Units	Q
65-85-0	Benzoic acid	ND	30000	26000	ug/kg	
95-57-8	2-Chlorophenol	ND	30000	20000	ug/kg	
59-50-7	4-Chloro-3-methyl phenol	ND	15000	12000	ug/kg	
120-83-2	2,4-Dichlorophenol	ND	15000	4200	ug/kg	
105-67-9	2,4-Dimethylphenol	ND	15000	4500	ug/kg	
51-28-5	2,4-Dinitrophenol	ND	74000	25000	ug/kg	
534-52-1	4,6-Dinitro-o-cresol	ND	59000	31000	ug/kg	
95-48-7	2-Methylphenol	ND	15000	5000	ug/kg	
	3&4-Methylphenol	ND	15000	4500	ug/kg	
88-75-5	2-Nitrophenol	ND	15000	3900	ug/kg	
100-02-7	4-Nitrophenol	ND	59000	37000	ug/kg	
87-86-5	Pentachlorophenol	ND	15000	12000	ug/kg	
108-95-2	Phenol	ND	59000	39000	ug/kg	
95-95-4	2,4,5-Trichlorophenol	ND	15000	3600	ug/kg	
88-06-2	2,4,6-Trichlorophenol	ND	15000	4800	ug/kg	
83-32-9	Acenaphthene	ND	30000	15000	ug/kg	
208-96-8	Acenaphthylene	ND	15000	5900	ug/kg	
62-53-3	Aniline	ND	15000	4200	ug/kg	
120-12-7	Anthracene	ND	15000	3000	ug/kg	
103-33-3	Azobenzene	ND	15000	5000	ug/kg	
92-87-5	Benzidine	ND	74000	22000	ug/kg	
56-55-3	Benzo(a)anthracene	ND	15000	2100	ug/kg	
50-32-8	Benzo(a)pyrene	ND	15000	2700	ug/kg	
205-99-2	Benzo(b)fluoranthene	ND	15000	1800	ug/kg	
191-24-2	Benzo(g,h,i)perylene	ND	15000	4500	ug/kg	
207-08-9	Benzo(k)fluoranthene	ND	15000	3600	ug/kg	
101-55-3	4-Bromophenyl phenyl ether	ND	15000	4500	ug/kg	
85-68-7	Butyl benzyl phthalate	ND	15000	3300	ug/kg	
100-51-6	Benzyl Alcohol	ND	30000	4800	ug/kg	
91-58-7	2-Chloronaphthalene	ND	15000	5300	ug/kg	
106-47-8	4-Chloroaniline	ND	15000	4200	ug/kg	
86-74-8	Carbazole	ND	15000	2400	ug/kg	

ND = Not detected MDL - Method Detection Limit

J = Indicates an estimated value

RL = Reporting Limit

B = Indicates analyte found in associated method blank

E = Indicates value exceeds calibration range

N = Indicates presumptive evidence of a compound

## Report of Analysis

<b>Client Sample ID:</b>	V5-1.0		
<b>Lab Sample ID:</b>	C16957-27	<b>Date Sampled:</b>	07/12/11
<b>Matrix:</b>	SO - Soil	<b>Date Received:</b>	07/13/11
<b>Method:</b>	SW846 8270C SW846 3550B	<b>Percent Solids:</b>	n/a <sup>a</sup>
<b>Project:</b>	Romic Soil Investigation(Romic EPA) - 2081 Bay Road,East Palo Alto,CA		

## ABN Full List

CAS No.	Compound	Result	RL	MDL	Units	Q
218-01-9	Chrysene	ND	15000	3000	ug/kg	
111-91-1	bis(2-Chloroethoxy)methane	ND	15000	5300	ug/kg	
111-44-4	bis(2-Chloroethyl)ether	ND	15000	6800	ug/kg	
108-60-1	bis(2-Chloroisopropyl)ether	ND	15000	8000	ug/kg	
7005-72-3	4-Chlorophenyl phenyl ether	ND	15000	5600	ug/kg	
95-50-1	1,2-Dichlorobenzene	ND	15000	4800	ug/kg	
541-73-1	1,3-Dichlorobenzene	ND	15000	4500	ug/kg	
106-46-7	1,4-Dichlorobenzene	ND	15000	12000	ug/kg	
121-14-2	2,4-Dinitrotoluene	ND	15000	14000	ug/kg	
606-20-2	2,6-Dinitrotoluene	ND	30000	9500	ug/kg	
91-94-1	3,3'-Dichlorobenzidine	ND	74000	4200	ug/kg	
53-70-3	Dibenzo(a,h)anthracene	ND	15000	3900	ug/kg	
132-64-9	Dibenzofuran	ND	15000	4800	ug/kg	
122-39-4	Diphenylamine	ND	15000	3600	ug/kg	
84-74-2	Di-n-butyl phthalate	ND	15000	3000	ug/kg	
117-84-0	Di-n-octyl phthalate	ND	15000	3900	ug/kg	
84-66-2	Diethyl phthalate	ND	15000	5000	ug/kg	
131-11-3	Dimethyl phthalate	ND	15000	5300	ug/kg	
117-81-7	bis(2-Ethylhexyl)phthalate	ND	15000	6500	ug/kg	
206-44-0	Fluoranthene	ND	15000	3000	ug/kg	
86-73-7	Fluorene	ND	15000	5300	ug/kg	
118-74-1	Hexachlorobenzene	ND	15000	3900	ug/kg	
87-68-3	Hexachlorobutadiene	ND	15000	5600	ug/kg	
77-47-4	Hexachlorocyclopentadiene	ND	15000	4200	ug/kg	
67-72-1	Hexachloroethane	ND	15000	4800	ug/kg	
193-39-5	Indeno(1,2,3-cd)pyrene	ND	15000	4200	ug/kg	
78-59-1	Isophorone	ND	15000	5000	ug/kg	
90-12-0	1-Methylnaphthalene	ND	15000	4800	ug/kg	
91-57-6	2-Methylnaphthalene	ND	15000	4800	ug/kg	
88-74-4	2-Nitroaniline	ND	15000	3600	ug/kg	
99-09-2	3-Nitroaniline	ND	15000	3600	ug/kg	
100-01-6	4-Nitroaniline	ND	15000	8900	ug/kg	
91-20-3	Naphthalene	ND	15000	5000	ug/kg	
98-95-3	Nitrobenzene	ND	15000	4800	ug/kg	
62-75-9	N-Nitrosodimethylamine	ND	150000	65000	ug/kg	
621-64-7	N-Nitroso-di-n-propylamine	ND	30000	16000	ug/kg	
85-01-8	Phenanthrene	ND	15000	3300	ug/kg	
129-00-0	Pyrene	ND	30000	20000	ug/kg	
110-86-1	Pyridine	ND	59000	6500	ug/kg	
120-82-1	1,2,4-Trichlorobenzene	ND	15000	10000	ug/kg	

ND = Not detected MDL - Method Detection Limit

RL = Reporting Limit

E = Indicates value exceeds calibration range

J = Indicates an estimated value

B = Indicates analyte found in associated method blank

N = Indicates presumptive evidence of a compound

## Report of Analysis

<b>Client Sample ID:</b>	V5-1.0		
<b>Lab Sample ID:</b>	C16957-27	<b>Date Sampled:</b>	07/12/11
<b>Matrix:</b>	SO - Soil	<b>Date Received:</b>	07/13/11
<b>Method:</b>	SW846 8270C SW846 3550B	<b>Percent Solids:</b>	n/a <sup>a</sup>
<b>Project:</b>	Romic Soil Investigation(Romic EPA) - 2081 Bay Road, East Palo Alto, CA		

## ABN Full List

CAS No.	Surrogate Recoveries	Run# 1	Run# 2	Limits
367-12-4	2-Fluorophenol	56%		20-100%
4165-62-2	Phenol-d5	61%		20-100%
118-79-6	2,4,6-Tribromophenol	78%		30-100%
4165-60-0	Nitrobenzene-d5	56%		20-100%
321-60-8	2-Fluorobiphenyl	70%		20-106%
1718-51-0	Terphenyl-d14	102%		55-130%

(a) All results reported on wet weight basis.

(b) Dilution required due to matrix interference; extract was viscous and non-target Hydrocarbons.

ND = Not detected      MDL - Method Detection Limit  
 RL = Reporting Limit  
 E = Indicates value exceeds calibration range

J = Indicates an estimated value  
 B = Indicates analyte found in associated method blank  
 N = Indicates presumptive evidence of a compound



## Report of Analysis

<b>Client Sample ID:</b> V5-1.0		<b>Date Sampled:</b> 07/12/11
<b>Lab Sample ID:</b> C16957-27		<b>Date Received:</b> 07/13/11
<b>Matrix:</b> SO - Soil		<b>Percent Solids:</b> n/a <sup>a</sup>
<b>Method:</b> SW846 8015B		
<b>Project:</b> Romc Soil Investigation(Romc EPA) - 2081 Bay Road, East Palo Alto, CA		

Run #	File ID	DF	Analyzed	By	Prep Date	Prep Batch	Analytical Batch
Run #1	JK21146.D	1	07/22/11	TT	n/a	n/a	GJK876
Run #2							

Run #	Initial Weight
Run #1	5.16 g
Run #2	

**TPH Volatiles**

CAS No.	Compound	Result	RL	MDL	Units	Q
	TPH-GRO (C6-C10)	ND	0.097	0.048	mg/kg	
CAS No.	Surrogate Recoveries	Run# 1	Run# 2	Limits		
98-08-8	aaa-Trifluorotoluene	91%		60-157%		

(a) All results reported on wet weight basis.

ND = Not detected      MDL - Method Detection Limit  
 RL = Reporting Limit  
 E = Indicates value exceeds calibration range

J = Indicates an estimated value  
 B = Indicates analyte found in associated method blank  
 N = Indicates presumptive evidence of a compound

## Report of Analysis

Page 1 of 1

<b>Client Sample ID:</b>	V5-1.0	
<b>Lab Sample ID:</b>	C16957-27	<b>Date Sampled:</b> 07/12/11
<b>Matrix:</b>	SO - Soil	<b>Date Received:</b> 07/13/11
<b>Method:</b>	SW846 8081A SW846 3545A	<b>Percent Solids:</b> n/a <sup>a</sup>
<b>Project:</b>	Romic Soil Investigation(Romic EPA) - 2081 Bay Road, East Palo Alto, CA	

Run #	File ID	DF	Analyzed	By	Prep Date	Prep Batch	Analytical Batch
Run #1 <sup>b</sup>	OO22721.D	80	07/25/11	RV	07/15/11	OP4230	G00727
Run #2							

Run #	Initial Weight	Final Volume
Run #1	10.3 g	10.0 ml
Run #2		

## Pesticide PPL List

CAS No.	Compound	Result	RL	MDL	Units	Q
309-00-2	Aldrin	ND	1900	780	ug/kg	
319-84-6	alpha-BHC	ND	1900	850	ug/kg	
319-85-7	beta-BHC	ND	1900	270	ug/kg	
319-86-8	delta-BHC	ND	1900	270	ug/kg	
58-89-9	gamma-BHC (Lindane)	ND	1900	580	ug/kg	
12789-03-6	Chlordane	ND	7800	7800	ug/kg	
60-57-1	Dieldrin	ND	1900	230	ug/kg	
72-54-8	4,4' -DDD	ND	1900	270	ug/kg	
72-55-9	4,4' -DDE	ND	1900	230	ug/kg	
50-29-3	4,4' -DDT	ND	1900	230	ug/kg	
72-20-8	Endrin	ND	1900	230	ug/kg	
7421-93-4	Endrin aldehyde	ND	1900	470	ug/kg	
959-98-8	Endosulfan-I	ND	1900	270	ug/kg	
33213-65-9	Endosulfan-II	ND	1900	270	ug/kg	
1031-07-8	Endosulfan sulfate	ND	1900	620	ug/kg	
76-44-8	Heptachlor	ND	1900	470	ug/kg	
1024-57-3	Heptachlor epoxide	ND	1900	310	ug/kg	
72-43-5	Methoxychlor	ND	1900	270	ug/kg	
8001-35-2	Toxaphene	ND	7800	7800	ug/kg	

CAS No.	Surrogate Recoveries	Run# 1	Run# 2	Limits
877-09-8	Tetrachloro-m-xylene	86%		35-132%
877-09-8	Tetrachloro-m-xylene	145% <sup>c</sup>		35-132%
2051-24-3	Decachlorobiphenyl	116%		35-132%
2051-24-3	Decachlorobiphenyl	120%		35-132%

(a) All results reported on wet weight basis.

(b) Reporting limits raised due to high concentration of PCB (Aroclor 1260) and non-target Hydrocarbons.

(c) Outside control limits due to dilution.

ND = Not detected MDL - Method Detection Limit

RL = Reporting Limit

E = Indicates value exceeds calibration range

J = Indicates an estimated value

B = Indicates analyte found in associated method blank

N = Indicates presumptive evidence of a compound

## Report of Analysis

<b>Client Sample ID:</b>	V5-1.0	
<b>Lab Sample ID:</b>	C16957-27	<b>Date Sampled:</b> 07/12/11
<b>Matrix:</b>	SO - Soil	<b>Date Received:</b> 07/13/11
<b>Method:</b>	SW846 8082 SW846 3545A	<b>Percent Solids:</b> n/a <sup>a</sup>
<b>Project:</b>	Romic Soil Investigation(Romic EPA) - 2081 Bay Road, East Palo Alto, CA	

Run #	File ID	DF	Analyzed	By	Prep Date	Prep Batch	Analytical Batch
Run #1	PP20067.D	5	07/17/11	RV	07/15/11	OP4231	GPP685
Run #2							

Run #	Initial Weight	Final Volume
Run #1	10.3 g	10.0 ml
Run #2		

## PCB List

CAS No.	Compound	Result	RL	MDL	Units	Q
12674-11-2	Aroclor 1016	ND	490	83	ug/kg	
11104-28-2	Aroclor 1221	ND	490	240	ug/kg	
11141-16-5	Aroclor 1232	ND	490	240	ug/kg	
53469-21-9	Aroclor 1242	ND	490	240	ug/kg	
12672-29-6	Aroclor 1248 <sup>b</sup>	934	490	240	ug/kg	
11097-69-1	Aroclor 1254 <sup>b</sup>	479	490	240	ug/kg	J
11096-82-5	Aroclor 1260 <sup>b</sup>	453	490	97	ug/kg	J

CAS No.	Surrogate Recoveries	Run# 1	Run# 2	Limits
877-09-8	Tetrachloro-m-xylene	69%		45-108%
877-09-8	Tetrachloro-m-xylene	62%		45-108%
2051-24-3	Decachlorobiphenyl	102%		54-121%
2051-24-3	Decachlorobiphenyl	79%		54-121%

(a) All results reported on wet weight basis.

(b) Estimated value due to the presence of multiple overlapping Aroclor patterns.

ND = Not detected      MDL - Method Detection Limit  
 RL = Reporting Limit  
 E = Indicates value exceeds calibration range

J = Indicates an estimated value  
 B = Indicates analyte found in associated method blank  
 N = Indicates presumptive evidence of a compound

**Report of Analysis**

<b>Client Sample ID:</b>	V5-1.0	
<b>Lab Sample ID:</b>	C16957-27	<b>Date Sampled:</b> 07/12/11
<b>Matrix:</b>	SO - Soil	<b>Date Received:</b> 07/13/11
<b>Method:</b>	SW846 8015B M SW846 3545A	<b>Percent Solids:</b> n/a <sup>a</sup>
<b>Project:</b>	Romic Soil Investigation(Romic EPA) - 2081 Bay Road, East Palo Alto, CA	

	File ID	DF	Analyzed	By	Prep Date	Prep Batch	Analytical Batch
Run #1	HH15145.D	100	07/17/11	JH	07/15/11	OP4237	GHH521
Run #2							

	Initial Weight	Final Volume
Run #1	10.3 g	1.0 ml
Run #2		

**TPH Extractable w/ Silica Gel Cleanup**

CAS No.	Compound	Result	RL	MDL	Units	Q
	TPH (C10-C28)	2730	970	490	mg/kg	
	TPH (> C28-C40)	4160	1900	970	mg/kg	

CAS No.	Surrogate Recoveries	Run# 1	Run# 2	Limits
630-01-3	Hexacosane	0% <sup>b</sup>		45-140%

(a) All results reported on wet weight basis.

(b) Outside control limits due to dilution.

ND = Not detected      MDL - Method Detection Limit  
 RL = Reporting Limit  
 E = Indicates value exceeds calibration range

J = Indicates an estimated value  
 B = Indicates analyte found in associated method blank  
 N = Indicates presumptive evidence of a compound

## Report of Analysis

<b>Client Sample ID:</b>	V5-1.0	<b>Date Sampled:</b>	07/12/11
<b>Lab Sample ID:</b>	C16957-27	<b>Date Received:</b>	07/13/11
<b>Matrix:</b>	SO - Soil	<b>Percent Solids:</b>	n/a <sup>a</sup>
<b>Project:</b>	Romic Soil Investigation(Romic EPA) - 2081 Bay Road,East Palo Alto,CA		

## Metals Analysis

Analyte	Result	RL	Units	DF	Prep	Analyzed By	Method	Prep Method
Antimony <sup>b</sup>	< 5.7	5.7	mg/kg	3	07/15/11	07/19/11 PH	SW846 6010B <sup>1</sup>	SW846 3050B <sup>3</sup>
Arsenic <sup>b</sup>	8.0	5.7	mg/kg	3	07/15/11	07/19/11 PH	SW846 6010B <sup>1</sup>	SW846 3050B <sup>3</sup>
Barium	259	19	mg/kg	1	07/15/11	07/19/11 PH	SW846 6010B <sup>1</sup>	SW846 3050B <sup>3</sup>
Beryllium <sup>b</sup>	< 2.9	2.9	mg/kg	3	07/15/11	07/19/11 PH	SW846 6010B <sup>1</sup>	SW846 3050B <sup>3</sup>
Cadmium	7.6	0.95	mg/kg	1	07/15/11	07/19/11 PH	SW846 6010B <sup>1</sup>	SW846 3050B <sup>3</sup>
Chromium <sup>b</sup>	82.0	2.9	mg/kg	3	07/15/11	07/19/11 PH	SW846 6010B <sup>1</sup>	SW846 3050B <sup>3</sup>
Cobalt <sup>b</sup>	48.0	2.9	mg/kg	3	07/15/11	07/19/11 PH	SW846 6010B <sup>1</sup>	SW846 3050B <sup>3</sup>
Copper	117	2.4	mg/kg	1	07/15/11	07/19/11 PH	SW846 6010B <sup>1</sup>	SW846 3050B <sup>3</sup>
Lead	357	1.9	mg/kg	1	07/15/11	07/19/11 PH	SW846 6010B <sup>1</sup>	SW846 3050B <sup>3</sup>
Mercury	0.20	0.036	mg/kg	1	07/18/11	07/19/11 RW	SW846 7471A <sup>2</sup>	SW846 7471A <sup>4</sup>
Molybdenum	2.9	1.9	mg/kg	1	07/15/11	07/19/11 PH	SW846 6010B <sup>1</sup>	SW846 3050B <sup>3</sup>
Nickel	74.1	0.95	mg/kg	1	07/15/11	07/19/11 PH	SW846 6010B <sup>1</sup>	SW846 3050B <sup>3</sup>
Selenium	< 1.9	1.9	mg/kg	1	07/15/11	07/19/11 PH	SW846 6010B <sup>1</sup>	SW846 3050B <sup>3</sup>
Silver	1.7	0.95	mg/kg	1	07/15/11	07/19/11 PH	SW846 6010B <sup>1</sup>	SW846 3050B <sup>3</sup>
Thallium <sup>b</sup>	< 5.7	5.7	mg/kg	3	07/15/11	07/19/11 PH	SW846 6010B <sup>1</sup>	SW846 3050B <sup>3</sup>
Vanadium <sup>b</sup>	71.3	2.9	mg/kg	3	07/15/11	07/19/11 PH	SW846 6010B <sup>1</sup>	SW846 3050B <sup>3</sup>
Zinc <sup>b</sup>	318	5.7	mg/kg	3	07/15/11	07/19/11 PH	SW846 6010B <sup>1</sup>	SW846 3050B <sup>3</sup>

(1) Instrument QC Batch: MA1989

(2) Instrument QC Batch: MA1994

(3) Prep QC Batch: MP3707

(4) Prep QC Batch: MP3713

(a) All results reported on wet weight basis.

(b) Elevated reporting limit(s) due to matrix interference and/or dilution required for high interfering element.

RL = Reporting Limit

## Report of Analysis

<b>Client Sample ID:</b>	V5-3.5	<b>Date Sampled:</b>	07/12/11
<b>Lab Sample ID:</b>	C16957-28	<b>Date Received:</b>	07/13/11
<b>Matrix:</b>	SO - Soil	<b>Percent Solids:</b>	n/a <sup>a</sup>
<b>Method:</b>	SW846 8260B	<b>Project:</b> Romic Soil Investigation(Romic EPA) - 2081 Bay Road, East Palo Alto, CA	

Run #	File ID	DF	Analyzed	By	Prep Date	Prep Batch	Analytical Batch
Run #1	M25879.D	1	07/24/11	TN	n/a	n/a	VM825
Run #2							

Run #	Initial Weight
Run #1	6.75 g
Run #2	

## VOA 8260 List

CAS No.	Compound	Result	RL	MDL	Units	Q
67-64-1	Acetone	25.9	74	15	ug/kg	J
71-43-2	Benzene	ND	3.7	1.1	ug/kg	
108-86-1	Bromobenzene	ND	3.7	1.1	ug/kg	
74-97-5	Bromochloromethane	ND	3.7	1.1	ug/kg	
75-27-4	Bromodichloromethane	ND	3.7	0.74	ug/kg	
75-25-2	Bromoform	ND	3.7	0.74	ug/kg	
104-51-8	n-Butylbenzene	ND	3.7	1.1	ug/kg	
135-98-8	sec-Butylbenzene	ND	3.7	1.1	ug/kg	
98-06-6	tert-Butylbenzene	ND	3.7	1.1	ug/kg	
108-90-7	Chlorobenzene	ND	3.7	1.1	ug/kg	
75-00-3	Chloroethane	ND	3.7	1.1	ug/kg	
67-66-3	Chloroform	ND	3.7	1.1	ug/kg	
95-49-8	o-Chlorotoluene	ND	3.7	1.1	ug/kg	
106-43-4	p-Chlorotoluene	ND	3.7	1.1	ug/kg	
56-23-5	Carbon tetrachloride	ND	3.7	0.74	ug/kg	
75-34-3	1,1-Dichloroethane	ND	3.7	0.74	ug/kg	
75-35-4	1,1-Dichloroethylene	ND	3.7	1.1	ug/kg	
563-58-6	1,1-Dichloropropene	ND	3.7	1.1	ug/kg	
96-12-8	1,2-Dibromo-3-chloropropane	ND	3.7	0.74	ug/kg	
106-93-4	1,2-Dibromoethane	ND	3.7	0.74	ug/kg	
107-06-2	1,2-Dichloroethane	ND	3.7	1.1	ug/kg	
78-87-5	1,2-Dichloropropane	ND	3.7	1.1	ug/kg	
142-28-9	1,3-Dichloropropane	ND	3.7	1.1	ug/kg	
108-20-3	Di-Isopropyl ether	ND	3.7	1.1	ug/kg	
594-20-7	2,2-Dichloropropane	ND	3.7	1.1	ug/kg	
124-48-1	Dibromochloromethane	ND	3.7	0.74	ug/kg	
75-71-8	Dichlorodifluoromethane	ND	3.7	0.74	ug/kg	
156-59-2	cis-1,2-Dichloroethylene	2.7	3.7	1.1	ug/kg	J
10061-01-5	cis-1,3-Dichloropropene	ND	3.7	1.1	ug/kg	
541-73-1	m-Dichlorobenzene	ND	3.7	1.1	ug/kg	
95-50-1	o-Dichlorobenzene	ND	3.7	1.1	ug/kg	
106-46-7	p-Dichlorobenzene	ND	3.7	1.1	ug/kg	

ND = Not detected MDL - Method Detection Limit

RL = Reporting Limit

E = Indicates value exceeds calibration range

J = Indicates an estimated value

B = Indicates analyte found in associated method blank

N = Indicates presumptive evidence of a compound

## Report of Analysis

<b>Client Sample ID:</b>	V5-3.5	<b>Date Sampled:</b>	07/12/11
<b>Lab Sample ID:</b>	C16957-28	<b>Date Received:</b>	07/13/11
<b>Matrix:</b>	SO - Soil	<b>Percent Solids:</b>	n/a <sup>a</sup>
<b>Method:</b>	SW846 8260B	<b>Project:</b> Romic Soil Investigation(Romic EPA) - 2081 Bay Road,East Palo Alto,CA	

## VOA 8260 List

CAS No.	Compound	Result	RL	MDL	Units	Q
156-60-5	trans-1,2-Dichloroethylene	1.2	3.7	1.1	ug/kg	J
10061-02-6	trans-1,3-Dichloropropene	ND	3.7	1.1	ug/kg	
100-41-4	Ethylbenzene	ND	3.7	1.1	ug/kg	
637-92-3	Ethyl tert-Butyl Ether	ND	3.7	1.1	ug/kg	
591-78-6	2-Hexanone	ND	30	3.7	ug/kg	
87-68-3	Hexachlorobutadiene	ND	3.7	0.74	ug/kg	
98-82-8	Isopropylbenzene	ND	3.7	1.1	ug/kg	
99-87-6	p-Isopropyltoluene	ND	3.7	1.1	ug/kg	
108-10-1	4-Methyl-2-pentanone	ND	30	11	ug/kg	
74-83-9	Methyl bromide	ND	3.7	1.9	ug/kg	
74-87-3	Methyl chloride	ND	3.7	1.1	ug/kg	
74-95-3	Methylene bromide	ND	3.7	1.9	ug/kg	
75-09-2	Methylene chloride	ND	19	12	ug/kg	
78-93-3	Methyl ethyl ketone	ND	30	8.9	ug/kg	
1634-04-4	Methyl Tert Butyl Ether	1.9	3.7	0.74	ug/kg	J
91-20-3	Naphthalene	ND	3.7	1.1	ug/kg	
103-65-1	n-Propylbenzene	ND	3.7	1.1	ug/kg	
100-42-5	Styrene	ND	3.7	0.74	ug/kg	
994-05-8	Tert-Amyl Methyl Ether	ND	3.7	0.89	ug/kg	
75-65-0	Tert Butyl Alcohol	ND	30	7.4	ug/kg	
630-20-6	1,1,1,2-Tetrachloroethane	ND	3.7	0.74	ug/kg	
71-55-6	1,1,1-Trichloroethane	ND	3.7	1.1	ug/kg	
79-34-5	1,1,2,2-Tetrachloroethane	ND	3.7	0.74	ug/kg	
79-00-5	1,1,2-Trichloroethane	ND	3.7	0.74	ug/kg	
87-61-6	1,2,3-Trichlorobenzene	ND	3.7	1.1	ug/kg	
96-18-4	1,2,3-Trichloropropane	ND	3.7	1.1	ug/kg	
120-82-1	1,2,4-Trichlorobenzene	ND	3.7	1.1	ug/kg	
95-63-6	1,2,4-Trimethylbenzene	ND	3.7	1.1	ug/kg	
108-67-8	1,3,5-Trimethylbenzene	ND	3.7	1.1	ug/kg	
127-18-4	Tetrachloroethylene	ND	3.7	2.6	ug/kg	
108-88-3	Toluene	ND	3.7	1.1	ug/kg	
79-01-6	Trichloroethylene	ND	3.7	0.74	ug/kg	
75-69-4	Trichlorofluoromethane <sup>b</sup>	ND	3.7	0.89	ug/kg	
75-01-4	Vinyl chloride	ND	3.7	1.9	ug/kg	
1330-20-7	Xylene (total)	ND	7.4	3.0	ug/kg	

CAS No.	Surrogate Recoveries	Run# 1	Run# 2	Limits
1868-53-7	Dibromofluoromethane	111%		60-130%
2037-26-5	Toluene-D8	94%		60-130%

ND = Not detected MDL - Method Detection Limit

RL = Reporting Limit

E = Indicates value exceeds calibration range

J = Indicates an estimated value

B = Indicates analyte found in associated method blank

N = Indicates presumptive evidence of a compound

## Report of Analysis

<b>Client Sample ID:</b>	V5-3.5	<b>Date Sampled:</b>	07/12/11
<b>Lab Sample ID:</b>	C16957-28	<b>Date Received:</b>	07/13/11
<b>Matrix:</b>	SO - Soil	<b>Percent Solids:</b>	n/a <sup>a</sup>
<b>Method:</b>	SW846 8260B	<b>Project:</b> Romic Soil Investigation(Romic EPA) - 2081 Bay Road, East Palo Alto, CA	

**VOA 8260 List**

CAS No.	Surrogate Recoveries	Run# 1	Run# 2	Limits
460-00-4	4-Bromofluorobenzene	110%		60-130%

- (a) All results reported on wet weight basis.
- (b) CCV outside of control limits (biased high); not detected in sample.

---

ND = Not detected	MDL - Method Detection Limit	J = Indicates an estimated value
RL = Reporting Limit		B = Indicates analyte found in associated method blank
E = Indicates value exceeds calibration range		N = Indicates presumptive evidence of a compound



## Report of Analysis

<b>Client Sample ID:</b>	V5-3.5	
<b>Lab Sample ID:</b>	C16957-28	<b>Date Sampled:</b> 07/12/11
<b>Matrix:</b>	SO - Soil	<b>Date Received:</b> 07/13/11
<b>Method:</b>	SW846 8015B	<b>Percent Solids:</b> n/a <sup>a</sup>
<b>Project:</b>	Romic Soil Investigation(Romic EPA) - 2081 Bay Road, East Palo Alto, CA	

	File ID	DF	Analyzed	By	Prep Date	Prep Batch	Analytical Batch
Run #1	JK21147.D	1	07/22/11	TT	n/a	n/a	GJK876
Run #2							

	Initial Weight
Run #1	5.25 g
Run #2	

### TPH Volatiles

CAS No.	Compound	Result	RL	MDL	Units	Q
	TPH-GRO (C6-C10)	0.0864	0.095	0.048	mg/kg	J
CAS No.	Surrogate Recoveries	Run# 1	Run# 2	Limits		
98-08-8	aaa-Trifluorotoluene	90%		60-157%		

(a) All results reported on wet weight basis.

ND = Not detected      MDL - Method Detection Limit  
 RL = Reporting Limit  
 E = Indicates value exceeds calibration range

J = Indicates an estimated value  
 B = Indicates analyte found in associated method blank  
 N = Indicates presumptive evidence of a compound

## Report of Analysis

<b>Client Sample ID:</b>	V5-3.5	
<b>Lab Sample ID:</b>	C16957-28	<b>Date Sampled:</b> 07/12/11
<b>Matrix:</b>	SO - Soil	<b>Date Received:</b> 07/13/11
<b>Method:</b>	SW846 8015B M SW846 3545A	<b>Percent Solids:</b> n/a <sup>a</sup>
<b>Project:</b>	Romic Soil Investigation(Romic EPA) - 2081 Bay Road, East Palo Alto, CA	

	File ID	DF	Analyzed	By	Prep Date	Prep Batch	Analytical Batch
Run #1	GG26805.D	1	07/17/11	JH	07/15/11	OP4237	GGG723
Run #2							

	Initial Weight	Final Volume
Run #1	10.3 g	1.0 ml
Run #2		

## TPH Extractable w/ Silica Gel Cleanup

CAS No.	Compound	Result	RL	MDL	Units	Q
	TPH (C10-C28)	ND	9.7	4.9	mg/kg	
	TPH (> C28-C40)	ND	19	9.7	mg/kg	

CAS No.	Surrogate Recoveries	Run# 1	Run# 2	Limits
630-01-3	Hexacosane	65%		45-140%

(a) All results reported on wet weight basis.

ND = Not detected      MDL - Method Detection Limit  
 RL = Reporting Limit  
 E = Indicates value exceeds calibration range

J = Indicates an estimated value  
 B = Indicates analyte found in associated method blank  
 N = Indicates presumptive evidence of a compound

## Report of Analysis

<b>Client Sample ID:</b>	V5-3.5	<b>Date Sampled:</b>	07/12/11
<b>Lab Sample ID:</b>	C16957-28	<b>Date Received:</b>	07/13/11
<b>Matrix:</b>	SO - Soil	<b>Percent Solids:</b>	n/a <sup>a</sup>
<b>Project:</b>	Romic Soil Investigation(Romic EPA) - 2081 Bay Road,East Palo Alto,CA		

### Metals Analysis

Analyte	Result	RL	Units	DF	Prep	Analyzed By	Method	Prep Method
Cadmium	< 0.89	0.89	mg/kg	1	07/15/11	07/19/11 PH	SW846 6010B <sup>1</sup>	SW846 3050B <sup>2</sup>
Chromium	35.1	0.89	mg/kg	1	07/15/11	07/19/11 PH	SW846 6010B <sup>1</sup>	SW846 3050B <sup>2</sup>
Lead	5.2	1.8	mg/kg	1	07/15/11	07/19/11 PH	SW846 6010B <sup>1</sup>	SW846 3050B <sup>2</sup>

(1) Instrument QC Batch: MA1989

(2) Prep QC Batch: MP3707

(a) All results reported on wet weight basis.

RL = Reporting Limit

## Report of Analysis

<b>Client Sample ID:</b>	V5-6.5	<b>Date Sampled:</b>	07/12/11
<b>Lab Sample ID:</b>	C16957-29	<b>Date Received:</b>	07/13/11
<b>Matrix:</b>	SO - Soil	<b>Percent Solids:</b>	n/a <sup>a</sup>
<b>Method:</b>	SW846 8260B	<b>Project:</b> Romc Soil Investigation(Romc EPA) - 2081 Bay Road,East Palo Alto,CA	

Run #	File ID	DF	Analyzed	By	Prep Date	Prep Batch	Analytical Batch
Run #1	M25880.D	1	07/24/11	TN	n/a	n/a	VM825
Run #2	M25926.D	1	07/26/11	TN	n/a	n/a	VM826

Run #	Initial Weight	Final Volume	Methanol Aliquot
Run #1	6.10 g		
Run #2	6.42 g	5.0 ml	100 ul

## VOA 8260 List

CAS No.	Compound	Result	RL	MDL	Units	Q
67-64-1	Acetone	ND	82	16	ug/kg	
71-43-2	Benzene	ND	4.1	1.2	ug/kg	
108-86-1	Bromobenzene	ND	4.1	1.2	ug/kg	
74-97-5	Bromochloromethane	ND	4.1	1.2	ug/kg	
75-27-4	Bromodichloromethane	ND	4.1	0.82	ug/kg	
75-25-2	Bromoform	ND	4.1	0.82	ug/kg	
104-51-8	n-Butylbenzene	ND	4.1	1.2	ug/kg	
135-98-8	sec-Butylbenzene	ND	4.1	1.2	ug/kg	
98-06-6	tert-Butylbenzene	ND	4.1	1.2	ug/kg	
108-90-7	Chlorobenzene	ND	4.1	1.2	ug/kg	
75-00-3	Chloroethane	ND	4.1	1.2	ug/kg	
67-66-3	Chloroform	ND	4.1	1.2	ug/kg	
95-49-8	o-Chlorotoluene	ND	4.1	1.2	ug/kg	
106-43-4	p-Chlorotoluene	ND	4.1	1.2	ug/kg	
56-23-5	Carbon tetrachloride	ND	4.1	0.82	ug/kg	
75-34-3	1,1-Dichloroethane	ND	4.1	0.82	ug/kg	
75-35-4	1,1-Dichloroethylene	3.5	4.1	1.2	ug/kg	J
563-58-6	1,1-Dichloropropene	ND	4.1	1.2	ug/kg	
96-12-8	1,2-Dibromo-3-chloropropane	ND	4.1	0.82	ug/kg	
106-93-4	1,2-Dibromoethane	ND	4.1	0.82	ug/kg	
107-06-2	1,2-Dichloroethane	ND	4.1	1.2	ug/kg	
78-87-5	1,2-Dichloropropane	ND	4.1	1.2	ug/kg	
142-28-9	1,3-Dichloropropane	ND	4.1	1.2	ug/kg	
108-20-3	Di-Isopropyl ether	ND	4.1	1.2	ug/kg	
594-20-7	2,2-Dichloropropane	ND	4.1	1.2	ug/kg	
124-48-1	Dibromochloromethane	ND	4.1	0.82	ug/kg	
75-71-8	Dichlorodifluoromethane	ND	4.1	0.82	ug/kg	
156-59-2	cis-1,2-Dichloroethylene	38.3	4.1	1.2	ug/kg	
10061-01-5	cis-1,3-Dichloropropene	ND	4.1	1.2	ug/kg	
541-73-1	m-Dichlorobenzene	ND	4.1	1.2	ug/kg	
95-50-1	o-Dichlorobenzene	ND	4.1	1.2	ug/kg	
106-46-7	p-Dichlorobenzene	ND	4.1	1.2	ug/kg	

ND = Not detected MDL - Method Detection Limit

RL = Reporting Limit

E = Indicates value exceeds calibration range

J = Indicates an estimated value

B = Indicates analyte found in associated method blank

N = Indicates presumptive evidence of a compound

## Report of Analysis

<b>Client Sample ID:</b>	V5-6.5	<b>Date Sampled:</b>	07/12/11
<b>Lab Sample ID:</b>	C16957-29	<b>Date Received:</b>	07/13/11
<b>Matrix:</b>	SO - Soil	<b>Percent Solids:</b>	n/a <sup>a</sup>
<b>Method:</b>	SW846 8260B	<b>Project:</b> Romc Soil Investigation(Romc EPA) - 2081 Bay Road,East Palo Alto,CA	

## VOA 8260 List

CAS No.	Compound	Result	RL	MDL	Units	Q
156-60-5	trans-1,2-Dichloroethylene	11.2	4.1	1.2	ug/kg	
10061-02-6	trans-1,3-Dichloropropene	ND	4.1	1.2	ug/kg	
100-41-4	Ethylbenzene	ND	4.1	1.2	ug/kg	
637-92-3	Ethyl tert-Butyl Ether	ND	4.1	1.2	ug/kg	
591-78-6	2-Hexanone	ND	33	4.1	ug/kg	
87-68-3	Hexachlorobutadiene	ND	4.1	0.82	ug/kg	
98-82-8	Isopropylbenzene	ND	4.1	1.2	ug/kg	
99-87-6	p-Isopropyltoluene	ND	4.1	1.2	ug/kg	
108-10-1	4-Methyl-2-pentanone	ND	33	12	ug/kg	
74-83-9	Methyl bromide	ND	4.1	2.0	ug/kg	
74-87-3	Methyl chloride	ND	4.1	1.2	ug/kg	
74-95-3	Methylene bromide	ND	4.1	2.0	ug/kg	
75-09-2	Methylene chloride	ND	20	13	ug/kg	
78-93-3	Methyl ethyl ketone	ND	33	9.8	ug/kg	
1634-04-4	Methyl Tert Butyl Ether	2.2	4.1	0.82	ug/kg	J
91-20-3	Naphthalene	ND	4.1	1.2	ug/kg	
103-65-1	n-Propylbenzene	ND	4.1	1.2	ug/kg	
100-42-5	Styrene	ND	4.1	0.82	ug/kg	
994-05-8	Tert-Amyl Methyl Ether	ND	4.1	0.98	ug/kg	
75-65-0	Tert Butyl Alcohol	ND	33	8.2	ug/kg	
630-20-6	1,1,1,2-Tetrachloroethane	ND	4.1	0.82	ug/kg	
71-55-6	1,1,1-Trichloroethane	ND	4.1	1.2	ug/kg	
79-34-5	1,1,2,2-Tetrachloroethane	ND	4.1	0.82	ug/kg	
79-00-5	1,1,2-Trichloroethane	ND	4.1	0.82	ug/kg	
87-61-6	1,2,3-Trichlorobenzene	ND	4.1	1.2	ug/kg	
96-18-4	1,2,3-Trichloropropane	ND	4.1	1.2	ug/kg	
120-82-1	1,2,4-Trichlorobenzene	ND	4.1	1.2	ug/kg	
95-63-6	1,2,4-Trimethylbenzene	ND	4.1	1.2	ug/kg	
108-67-8	1,3,5-Trimethylbenzene	ND	4.1	1.2	ug/kg	
127-18-4	Tetrachloroethylene	ND	4.1	2.9	ug/kg	
108-88-3	Toluene	ND	4.1	1.2	ug/kg	
79-01-6	Trichloroethylene	1320 <sup>b</sup>	190	39	ug/kg	
75-69-4	Trichlorofluoromethane	ND	4.1	0.98	ug/kg	
75-01-4	Vinyl chloride	ND	4.1	2.0	ug/kg	
1330-20-7	Xylene (total)	ND	8.2	3.3	ug/kg	

CAS No.	Surrogate Recoveries	Run# 1	Run# 2	Limits
1868-53-7	Dibromofluoromethane	109%	103%	60-130%
2037-26-5	Toluene-D8	97%	93%	60-130%

ND = Not detected MDL - Method Detection Limit

RL = Reporting Limit

E = Indicates value exceeds calibration range

J = Indicates an estimated value

B = Indicates analyte found in associated method blank

N = Indicates presumptive evidence of a compound

## Report of Analysis

<b>Client Sample ID:</b>	V5-6.5		
<b>Lab Sample ID:</b>	C16957-29	<b>Date Sampled:</b>	07/12/11
<b>Matrix:</b>	SO - Soil	<b>Date Received:</b>	07/13/11
<b>Method:</b>	SW846 8260B	<b>Percent Solids:</b>	n/a <sup>a</sup>
<b>Project:</b>	Romic Soil Investigation(Romic EPA) - 2081 Bay Road, East Palo Alto, CA		

### VOA 8260 List

CAS No.	Surrogate Recoveries	Run# 1	Run# 2	Limits
460-00-4	4-Bromofluorobenzene	109%	108%	60-130%

(a) All results reported on wet weight basis.

(b) Result is from Run# 2

ND = Not detected      MDL - Method Detection Limit  
 RL = Reporting Limit  
 E = Indicates value exceeds calibration range

J = Indicates an estimated value  
 B = Indicates analyte found in associated method blank  
 N = Indicates presumptive evidence of a compound

## Report of Analysis

<b>Client Sample ID:</b> V5-6.5		<b>Date Sampled:</b> 07/12/11
<b>Lab Sample ID:</b> C16957-29		<b>Date Received:</b> 07/13/11
<b>Matrix:</b> SO - Soil		<b>Percent Solids:</b> n/a <sup>a</sup>
<b>Method:</b> SW846 8015B		
<b>Project:</b> Romc Soil Investigation(Romc EPA) - 2081 Bay Road, East Palo Alto, CA		

Run #	File ID	DF	Analyzed	By	Prep Date	Prep Batch	Analytical Batch
Run #1	JK21148.D	1	07/22/11	TT	n/a	n/a	GJK876
Run #2							

Run #	Initial Weight
Run #1	5.22 g
Run #2	

**TPH Volatiles**

CAS No.	Compound	Result	RL	MDL	Units	Q
	TPH-GRO (C6-C10)	0.186	0.096	0.048	mg/kg	
CAS No.	Surrogate Recoveries	Run# 1	Run# 2	Limits		
98-08-8	aaa-Trifluorotoluene	89%		60-157%		

(a) All results reported on wet weight basis.

ND = Not detected      MDL - Method Detection Limit  
 RL = Reporting Limit  
 E = Indicates value exceeds calibration range

J = Indicates an estimated value  
 B = Indicates analyte found in associated method blank  
 N = Indicates presumptive evidence of a compound

## Report of Analysis

<b>Client Sample ID:</b> V5-6.5		<b>Date Sampled:</b> 07/12/11
<b>Lab Sample ID:</b> C16957-29		<b>Date Received:</b> 07/13/11
<b>Matrix:</b> SO - Soil		<b>Percent Solids:</b> n/a <sup>a</sup>
<b>Method:</b> SW846 8015B M SW846 3545A		
<b>Project:</b> Romic Soil Investigation(Romic EPA) - 2081 Bay Road, East Palo Alto, CA		

	File ID	DF	Analyzed	By	Prep Date	Prep Batch	Analytical Batch
Run #1	GG26806.D	1	07/17/11	JH	07/15/11	OP4237	GGG723
Run #2							

	Initial Weight	Final Volume
Run #1	10.1 g	1.0 ml
Run #2		

**TPH Extractable w/ Silica Gel Cleanup**

CAS No.	Compound	Result	RL	MDL	Units	Q
	TPH (C10-C28)	ND	9.9	5.0	mg/kg	
	TPH (> C28-C40)	ND	20	9.9	mg/kg	

CAS No.	Surrogate Recoveries	Run# 1	Run# 2	Limits
630-01-3	Hexacosane	60%		45-140%

(a) All results reported on wet weight basis.

---

ND = Not detected      MDL - Method Detection Limit      J = Indicates an estimated value  
 RL = Reporting Limit      B = Indicates analyte found in associated method blank  
 E = Indicates value exceeds calibration range      N = Indicates presumptive evidence of a compound



## Report of Analysis

<b>Client Sample ID:</b>	V5-6.5	<b>Date Sampled:</b>	07/12/11
<b>Lab Sample ID:</b>	C16957-29	<b>Date Received:</b>	07/13/11
<b>Matrix:</b>	SO - Soil	<b>Percent Solids:</b>	n/a <sup>a</sup>
<b>Project:</b>	Romic Soil Investigation(Romic EPA) - 2081 Bay Road, East Palo Alto, CA		

### Metals Analysis

Analyte	Result	RL	Units	DF	Prep	Analyzed By	Method	Prep Method
Cadmium	< 0.90	0.90	mg/kg	1	07/15/11	07/19/11 PH	SW846 6010B <sup>1</sup>	SW846 3050B <sup>2</sup>
Chromium	35.3	0.90	mg/kg	1	07/15/11	07/19/11 PH	SW846 6010B <sup>1</sup>	SW846 3050B <sup>2</sup>
Lead	4.9	1.8	mg/kg	1	07/15/11	07/19/11 PH	SW846 6010B <sup>1</sup>	SW846 3050B <sup>2</sup>

(1) Instrument QC Batch: MA1989

(2) Prep QC Batch: MP3707

(a) All results reported on wet weight basis.

---

RL = Reporting Limit

## Report of Analysis

<b>Client Sample ID:</b> S5-0.6		<b>Date Sampled:</b> 07/12/11
<b>Lab Sample ID:</b> C16957-30		<b>Date Received:</b> 07/13/11
<b>Matrix:</b> SO - Soil		<b>Percent Solids:</b> n/a <sup>a</sup>
<b>Method:</b> SW846 8015B		
<b>Project:</b> Romc Soil Investigation(Romc EPA) - 2081 Bay Road, East Palo Alto, CA		

Run #	File ID	DF	Analyzed	By	Prep Date	Prep Batch	Analytical Batch
Run #1	JK21149.D	1	07/22/11	TT	n/a	n/a	GJK876
Run #2							

Run #	Initial Weight
Run #1	5.42 g
Run #2	

**TPH Volatiles**

CAS No.	Compound	Result	RL	MDL	Units	Q
	TPH-GRO (C6-C10)	ND	0.092	0.046	mg/kg	
CAS No.	Surrogate Recoveries	Run# 1	Run# 2	Limits		
98-08-8	aaa-Trifluorotoluene	92%		60-157%		

(a) All results reported on wet weight basis.

ND = Not detected      MDL - Method Detection Limit  
 RL = Reporting Limit  
 E = Indicates value exceeds calibration range

J = Indicates an estimated value  
 B = Indicates analyte found in associated method blank  
 N = Indicates presumptive evidence of a compound

## Report of Analysis

<b>Client Sample ID:</b> S5-0.6		<b>Date Sampled:</b> 07/12/11
<b>Lab Sample ID:</b> C16957-30		<b>Date Received:</b> 07/13/11
<b>Matrix:</b> SO - Soil		<b>Percent Solids:</b> n/a <sup>a</sup>
<b>Method:</b> SW846 8015B M SW846 3545A		
<b>Project:</b> Romic Soil Investigation(Romic EPA) - 2081 Bay Road, East Palo Alto, CA		

Run #	File ID	DF	Analyzed	By	Prep Date	Prep Batch	Analytical Batch
Run #1	HH15273.D	4	07/20/11	JH	07/15/11	OP4237	GHH525
Run #2							

Run #	Initial Weight	Final Volume
Run #1	10.2 g	1.0 ml
Run #2		

**TPH Extractable w/ Silica Gel Cleanup**

CAS No.	Compound	Result	RL	MDL	Units	Q
	TPH (C10-C28)	82.2	39	20	mg/kg	
	TPH (> C28-C40)	238	78	39	mg/kg	

CAS No.	Surrogate Recoveries	Run# 1	Run# 2	Limits
630-01-3	Hexacosane	73%		45-140%

(a) All results reported on wet weight basis.

ND = Not detected      MDL - Method Detection Limit  
 RL = Reporting Limit  
 E = Indicates value exceeds calibration range

J = Indicates an estimated value  
 B = Indicates analyte found in associated method blank  
 N = Indicates presumptive evidence of a compound

## Report of Analysis

<b>Client Sample ID:</b> S5-0.6		<b>Date Sampled:</b> 07/12/11
<b>Lab Sample ID:</b> C16957-30		<b>Date Received:</b> 07/13/11
<b>Matrix:</b> SO - Soil		<b>Percent Solids:</b> n/a <sup>a</sup>
<b>Project:</b> Romic Soil Investigation(Romic EPA) - 2081 Bay Road, East Palo Alto, CA		

### Metals Analysis

Analyte	Result	RL	Units	DF	Prep	Analyzed By	Method	Prep Method
Cadmium	1.9	0.88	mg/kg	1	07/15/11	07/19/11 PH	SW846 6010B <sup>1</sup>	SW846 3050B <sup>2</sup>
Chromium	42.5	0.88	mg/kg	1	07/15/11	07/19/11 PH	SW846 6010B <sup>1</sup>	SW846 3050B <sup>2</sup>
Lead	35.9	1.8	mg/kg	1	07/15/11	07/19/11 PH	SW846 6010B <sup>1</sup>	SW846 3050B <sup>2</sup>

(1) Instrument QC Batch: MA1989

(2) Prep QC Batch: MP3707

(a) All results reported on wet weight basis.

---

RL = Reporting Limit

## Report of Analysis

Page 1 of 3

<b>Client Sample ID:</b>	S5-3.1	<b>Date Sampled:</b>	07/12/11
<b>Lab Sample ID:</b>	C16957-31	<b>Date Received:</b>	07/13/11
<b>Matrix:</b>	SO - Soil	<b>Percent Solids:</b>	n/a <sup>a</sup>
<b>Method:</b>	SW846 8260B	<b>Project:</b> Romic Soil Investigation(Romic EPA) - 2081 Bay Road, East Palo Alto, CA	

Run #	File ID	DF	Analyzed	By	Prep Date	Prep Batch	Analytical Batch
Run #1	M25881.D	1	07/24/11	TN	n/a	n/a	VM825
Run #2							

Run #	Initial Weight
Run #1	6.74 g
Run #2	

## VOA 8260 List

CAS No.	Compound	Result	RL	MDL	Units	Q
67-64-1	Acetone	49.4	74	15	ug/kg	J
71-43-2	Benzene	2.1	3.7	1.1	ug/kg	J
108-86-1	Bromobenzene	ND	3.7	1.1	ug/kg	
74-97-5	Bromochloromethane	ND	3.7	1.1	ug/kg	
75-27-4	Bromodichloromethane	ND	3.7	0.74	ug/kg	
75-25-2	Bromoform	ND	3.7	0.74	ug/kg	
104-51-8	n-Butylbenzene	ND	3.7	1.1	ug/kg	
135-98-8	sec-Butylbenzene	ND	3.7	1.1	ug/kg	
98-06-6	tert-Butylbenzene	ND	3.7	1.1	ug/kg	
108-90-7	Chlorobenzene	ND	3.7	1.1	ug/kg	
75-00-3	Chloroethane	ND	3.7	1.1	ug/kg	
67-66-3	Chloroform	ND	3.7	1.1	ug/kg	
95-49-8	o-Chlorotoluene	ND	3.7	1.1	ug/kg	
106-43-4	p-Chlorotoluene	ND	3.7	1.1	ug/kg	
56-23-5	Carbon tetrachloride	ND	3.7	0.74	ug/kg	
75-34-3	1,1-Dichloroethane	ND	3.7	0.74	ug/kg	
75-35-4	1,1-Dichloroethylene	ND	3.7	1.1	ug/kg	
563-58-6	1,1-Dichloropropene	ND	3.7	1.1	ug/kg	
96-12-8	1,2-Dibromo-3-chloropropane	ND	3.7	0.74	ug/kg	
106-93-4	1,2-Dibromoethane	ND	3.7	0.74	ug/kg	
107-06-2	1,2-Dichloroethane	ND	3.7	1.1	ug/kg	
78-87-5	1,2-Dichloropropane	ND	3.7	1.1	ug/kg	
142-28-9	1,3-Dichloropropane	ND	3.7	1.1	ug/kg	
108-20-3	Di-Isopropyl ether	ND	3.7	1.1	ug/kg	
594-20-7	2,2-Dichloropropane	ND	3.7	1.1	ug/kg	
124-48-1	Dibromochloromethane	ND	3.7	0.74	ug/kg	
75-71-8	Dichlorodifluoromethane	ND	3.7	0.74	ug/kg	
156-59-2	cis-1,2-Dichloroethylene	1.7	3.7	1.1	ug/kg	J
10061-01-5	cis-1,3-Dichloropropene	ND	3.7	1.1	ug/kg	
541-73-1	m-Dichlorobenzene	ND	3.7	1.1	ug/kg	
95-50-1	o-Dichlorobenzene	ND	3.7	1.1	ug/kg	
106-46-7	p-Dichlorobenzene	ND	3.7	1.1	ug/kg	

ND = Not detected MDL - Method Detection Limit

RL = Reporting Limit

E = Indicates value exceeds calibration range

J = Indicates an estimated value

B = Indicates analyte found in associated method blank

N = Indicates presumptive evidence of a compound

## Report of Analysis

<b>Client Sample ID:</b>	S5-3.1	<b>Date Sampled:</b>	07/12/11
<b>Lab Sample ID:</b>	C16957-31	<b>Date Received:</b>	07/13/11
<b>Matrix:</b>	SO - Soil	<b>Percent Solids:</b>	n/a <sup>a</sup>
<b>Method:</b>	SW846 8260B	<b>Project:</b> Romic Soil Investigation(Romic EPA) - 2081 Bay Road,East Palo Alto,CA	

## VOA 8260 List

CAS No.	Compound	Result	RL	MDL	Units	Q
156-60-5	trans-1,2-Dichloroethylene	ND	3.7	1.1	ug/kg	
10061-02-6	trans-1,3-Dichloropropene	ND	3.7	1.1	ug/kg	
100-41-4	Ethylbenzene	ND	3.7	1.1	ug/kg	
637-92-3	Ethyl tert-Butyl Ether	ND	3.7	1.1	ug/kg	
591-78-6	2-Hexanone	ND	30	3.7	ug/kg	
87-68-3	Hexachlorobutadiene	ND	3.7	0.74	ug/kg	
98-82-8	Isopropylbenzene	ND	3.7	1.1	ug/kg	
99-87-6	p-Isopropyltoluene	ND	3.7	1.1	ug/kg	
108-10-1	4-Methyl-2-pentanone	ND	30	11	ug/kg	
74-83-9	Methyl bromide	ND	3.7	1.9	ug/kg	
74-87-3	Methyl chloride	ND	3.7	1.1	ug/kg	
74-95-3	Methylene bromide	ND	3.7	1.9	ug/kg	
75-09-2	Methylene chloride	ND	19	12	ug/kg	
78-93-3	Methyl ethyl ketone	9.9	30	8.9	ug/kg	J
1634-04-4	Methyl Tert Butyl Ether	ND	3.7	0.74	ug/kg	
91-20-3	Naphthalene	ND	3.7	1.1	ug/kg	
103-65-1	n-Propylbenzene	ND	3.7	1.1	ug/kg	
100-42-5	Styrene	ND	3.7	0.74	ug/kg	
994-05-8	Tert-Amyl Methyl Ether	ND	3.7	0.89	ug/kg	
75-65-0	Tert Butyl Alcohol	ND	30	7.4	ug/kg	
630-20-6	1,1,1,2-Tetrachloroethane	ND	3.7	0.74	ug/kg	
71-55-6	1,1,1-Trichloroethane	ND	3.7	1.1	ug/kg	
79-34-5	1,1,2,2-Tetrachloroethane	ND	3.7	0.74	ug/kg	
79-00-5	1,1,2-Trichloroethane	ND	3.7	0.74	ug/kg	
87-61-6	1,2,3-Trichlorobenzene	ND	3.7	1.1	ug/kg	
96-18-4	1,2,3-Trichloropropane	ND	3.7	1.1	ug/kg	
120-82-1	1,2,4-Trichlorobenzene	ND	3.7	1.1	ug/kg	
95-63-6	1,2,4-Trimethylbenzene	ND	3.7	1.1	ug/kg	
108-67-8	1,3,5-Trimethylbenzene	ND	3.7	1.1	ug/kg	
127-18-4	Tetrachloroethylene	ND	3.7	2.6	ug/kg	
108-88-3	Toluene	ND	3.7	1.1	ug/kg	
79-01-6	Trichloroethylene	ND	3.7	0.74	ug/kg	
75-69-4	Trichlorofluoromethane <sup>b</sup>	ND	3.7	0.89	ug/kg	
75-01-4	Vinyl chloride	ND	3.7	1.9	ug/kg	
1330-20-7	Xylene (total)	ND	7.4	3.0	ug/kg	

CAS No.	Surrogate Recoveries	Run# 1	Run# 2	Limits
1868-53-7	Dibromofluoromethane	113%		60-130%
2037-26-5	Toluene-D8	98%		60-130%

ND = Not detected MDL - Method Detection Limit

RL = Reporting Limit

E = Indicates value exceeds calibration range

J = Indicates an estimated value

B = Indicates analyte found in associated method blank

N = Indicates presumptive evidence of a compound

## Report of Analysis

<b>Client Sample ID:</b>	S5-3.1	<b>Date Sampled:</b>	07/12/11
<b>Lab Sample ID:</b>	C16957-31	<b>Date Received:</b>	07/13/11
<b>Matrix:</b>	SO - Soil	<b>Percent Solids:</b>	n/a <sup>a</sup>
<b>Method:</b>	SW846 8260B	<b>Project:</b> Romic Soil Investigation(Romic EPA) - 2081 Bay Road, East Palo Alto, CA	

**VOA 8260 List**

CAS No.	Surrogate Recoveries	Run# 1	Run# 2	Limits
460-00-4	4-Bromofluorobenzene	103%		60-130%

- (a) All results reported on wet weight basis.
- (b) CCV outside of control limits (biased high); not detected in sample.

---

ND = Not detected	MDL - Method Detection Limit	J = Indicates an estimated value
RL = Reporting Limit		B = Indicates analyte found in associated method blank
E = Indicates value exceeds calibration range		N = Indicates presumptive evidence of a compound

## Report of Analysis

<b>Client Sample ID:</b> S5-3.1		<b>Date Sampled:</b> 07/12/11
<b>Lab Sample ID:</b> C16957-31		<b>Date Received:</b> 07/13/11
<b>Matrix:</b> SO - Soil		<b>Percent Solids:</b> n/a <sup>a</sup>
<b>Method:</b> SW846 8015B		
<b>Project:</b> Romc Soil Investigation(Romc EPA) - 2081 Bay Road, East Palo Alto, CA		

Run #	File ID	DF	Analyzed	By	Prep Date	Prep Batch	Analytical Batch
Run #1	JK21150.D	1	07/22/11	TT	n/a	n/a	GJK876
Run #2							

Run #	Initial Weight
Run #1	5.34 g
Run #2	

**TPH Volatiles**

CAS No.	Compound	Result	RL	MDL	Units	Q
	TPH-GRO (C6-C10)	0.132	0.094	0.047	mg/kg	
CAS No.	Surrogate Recoveries	Run# 1	Run# 2	Limits		
98-08-8	aaa-Trifluorotoluene	89%		60-157%		

(a) All results reported on wet weight basis.

ND = Not detected      MDL - Method Detection Limit  
 RL = Reporting Limit  
 E = Indicates value exceeds calibration range

J = Indicates an estimated value  
 B = Indicates analyte found in associated method blank  
 N = Indicates presumptive evidence of a compound



## Report of Analysis

<b>Client Sample ID:</b>	S5-3.1	
<b>Lab Sample ID:</b>	C16957-31	<b>Date Sampled:</b> 07/12/11
<b>Matrix:</b>	SO - Soil	<b>Date Received:</b> 07/13/11
<b>Method:</b>	SW846 8015B M SW846 3545A	<b>Percent Solids:</b> n/a <sup>a</sup>
<b>Project:</b>	Romic Soil Investigation(Romic EPA) - 2081 Bay Road, East Palo Alto, CA	

	File ID	DF	Analyzed	By	Prep Date	Prep Batch	Analytical Batch
Run #1	GG26823.D	1	07/17/11	JH	07/15/11	OP4237	GGG723
Run #2							

	Initial Weight	Final Volume
Run #1	10.0 g	1.0 ml
Run #2		

## TPH Extractable w/ Silica Gel Cleanup

CAS No.	Compound	Result	RL	MDL	Units	Q
	TPH (C10-C28)	10.1	10	5.0	mg/kg	
	TPH (> C28-C40)	20.2	20	10	mg/kg	

CAS No.	Surrogate Recoveries	Run# 1	Run# 2	Limits
630-01-3	Hexacosane	61%		45-140%

(a) All results reported on wet weight basis.

ND = Not detected      MDL - Method Detection Limit  
 RL = Reporting Limit  
 E = Indicates value exceeds calibration range

J = Indicates an estimated value  
 B = Indicates analyte found in associated method blank  
 N = Indicates presumptive evidence of a compound

## Report of Analysis

<b>Client Sample ID:</b>	S5-3.1	<b>Date Sampled:</b>	07/12/11
<b>Lab Sample ID:</b>	C16957-31	<b>Date Received:</b>	07/13/11
<b>Matrix:</b>	SO - Soil	<b>Percent Solids:</b>	n/a <sup>a</sup>
<b>Project:</b>	Romic Soil Investigation(Romic EPA) - 2081 Bay Road,East Palo Alto,CA		

### Metals Analysis

Analyte	Result	RL	Units	DF	Prep	Analyzed By	Method	Prep Method
Cadmium	< 0.89	0.89	mg/kg	1	07/15/11	07/19/11 PH	SW846 6010B <sup>1</sup>	SW846 3050B <sup>2</sup>
Chromium	31.2	0.89	mg/kg	1	07/15/11	07/19/11 PH	SW846 6010B <sup>1</sup>	SW846 3050B <sup>2</sup>
Lead	16.0	1.8	mg/kg	1	07/15/11	07/19/11 PH	SW846 6010B <sup>1</sup>	SW846 3050B <sup>2</sup>

(1) Instrument QC Batch: MA1989

(2) Prep QC Batch: MP3711

(a) All results reported on wet weight basis.

RL = Reporting Limit

## Report of Analysis

Page 1 of 3

<b>Client Sample ID:</b>	S5-3.1	<b>Date Sampled:</b>	07/12/11
<b>Lab Sample ID:</b>	C16957-31A	<b>Date Received:</b>	07/13/11
<b>Matrix:</b>	SO - Soil	<b>Percent Solids:</b>	n/a <sup>a</sup>
<b>Method:</b>	SW846 8260B	<b>Project:</b> Romic Soil Investigation(Romic EPA) - 2081 Bay Road, East Palo Alto, CA	

Run #	File ID	DF	Analyzed	By	Prep Date	Prep Batch	Analytical Batch
Run #1	M25911.D	1	07/25/11	TN	n/a	n/a	VM826
Run #2							

Run #	Initial Weight
Run #1	6.05 g
Run #2	

## VOA 8260 List

CAS No.	Compound	Result	RL	MDL	Units	Q
67-64-1	Acetone	58.5	83	17	ug/kg	J
71-43-2	Benzene	1.8	4.1	1.2	ug/kg	J
108-86-1	Bromobenzene	ND	4.1	1.2	ug/kg	
74-97-5	Bromochloromethane	ND	4.1	1.2	ug/kg	
75-27-4	Bromodichloromethane <sup>b</sup>	ND	4.1	0.83	ug/kg	
75-25-2	Bromoform	ND	4.1	0.83	ug/kg	
104-51-8	n-Butylbenzene	ND	4.1	1.2	ug/kg	
135-98-8	sec-Butylbenzene	ND	4.1	1.2	ug/kg	
98-06-6	tert-Butylbenzene	ND	4.1	1.2	ug/kg	
108-90-7	Chlorobenzene	ND	4.1	1.2	ug/kg	
75-00-3	Chloroethane	ND	4.1	1.2	ug/kg	
67-66-3	Chloroform	ND	4.1	1.2	ug/kg	
95-49-8	o-Chlorotoluene	ND	4.1	1.2	ug/kg	
106-43-4	p-Chlorotoluene	ND	4.1	1.2	ug/kg	
56-23-5	Carbon tetrachloride	ND	4.1	0.83	ug/kg	
75-34-3	1,1-Dichloroethane	ND	4.1	0.83	ug/kg	
75-35-4	1,1-Dichloroethylene	ND	4.1	1.2	ug/kg	
563-58-6	1,1-Dichloropropene	ND	4.1	1.2	ug/kg	
96-12-8	1,2-Dibromo-3-chloropropane	ND	4.1	0.83	ug/kg	
106-93-4	1,2-Dibromoethane	ND	4.1	0.83	ug/kg	
107-06-2	1,2-Dichloroethane	ND	4.1	1.2	ug/kg	
78-87-5	1,2-Dichloropropane	ND	4.1	1.2	ug/kg	
142-28-9	1,3-Dichloropropane	ND	4.1	1.2	ug/kg	
108-20-3	Di-Isopropyl ether	ND	4.1	1.2	ug/kg	
594-20-7	2,2-Dichloropropane	ND	4.1	1.2	ug/kg	
124-48-1	Dibromochloromethane	ND	4.1	0.83	ug/kg	
75-71-8	Dichlorodifluoromethane	ND	4.1	0.83	ug/kg	
156-59-2	cis-1,2-Dichloroethylene	1.3	4.1	1.2	ug/kg	J
10061-01-5	cis-1,3-Dichloropropene	ND	4.1	1.2	ug/kg	
541-73-1	m-Dichlorobenzene	ND	4.1	1.2	ug/kg	
95-50-1	o-Dichlorobenzene	ND	4.1	1.2	ug/kg	
106-46-7	p-Dichlorobenzene	ND	4.1	1.2	ug/kg	

ND = Not detected MDL - Method Detection Limit

RL = Reporting Limit

E = Indicates value exceeds calibration range

J = Indicates an estimated value

B = Indicates analyte found in associated method blank

N = Indicates presumptive evidence of a compound

## Report of Analysis

<b>Client Sample ID:</b>	S5-3.1	<b>Date Sampled:</b>	07/12/11
<b>Lab Sample ID:</b>	C16957-31A	<b>Date Received:</b>	07/13/11
<b>Matrix:</b>	SO - Soil	<b>Percent Solids:</b>	n/a <sup>a</sup>
<b>Method:</b>	SW846 8260B		
<b>Project:</b>	Romic Soil Investigation(Romic EPA) - 2081 Bay Road,East Palo Alto,CA		

## VOA 8260 List

CAS No.	Compound	Result	RL	MDL	Units	Q
156-60-5	trans-1,2-Dichloroethylene	ND	4.1	1.2	ug/kg	
10061-02-6	trans-1,3-Dichloropropene	ND	4.1	1.2	ug/kg	
100-41-4	Ethylbenzene	ND	4.1	1.2	ug/kg	
637-92-3	Ethyl tert-Butyl Ether	ND	4.1	1.2	ug/kg	
591-78-6	2-Hexanone	ND	33	4.1	ug/kg	
87-68-3	Hexachlorobutadiene	ND	4.1	0.83	ug/kg	
98-82-8	Isopropylbenzene	ND	4.1	1.2	ug/kg	
99-87-6	p-Isopropyltoluene	ND	4.1	1.2	ug/kg	
108-10-1	4-Methyl-2-pentanone	ND	33	12	ug/kg	
74-83-9	Methyl bromide	ND	4.1	2.1	ug/kg	
74-87-3	Methyl chloride	ND	4.1	1.2	ug/kg	
74-95-3	Methylene bromide	ND	4.1	2.1	ug/kg	
75-09-2	Methylene chloride	ND	21	13	ug/kg	
78-93-3	Methyl ethyl ketone	11.8	33	9.9	ug/kg	J
1634-04-4	Methyl Tert Butyl Ether	ND	4.1	0.83	ug/kg	
91-20-3	Naphthalene	ND	4.1	1.2	ug/kg	
103-65-1	n-Propylbenzene	ND	4.1	1.2	ug/kg	
100-42-5	Styrene	ND	4.1	0.83	ug/kg	
994-05-8	Tert-Amyl Methyl Ether	ND	4.1	0.99	ug/kg	
75-65-0	Tert Butyl Alcohol <sup>b</sup>	ND	33	8.3	ug/kg	
630-20-6	1,1,1,2-Tetrachloroethane	ND	4.1	0.83	ug/kg	
71-55-6	1,1,1-Trichloroethane	ND	4.1	1.2	ug/kg	
79-34-5	1,1,2,2-Tetrachloroethane	ND	4.1	0.83	ug/kg	
79-00-5	1,1,2-Trichloroethane	ND	4.1	0.83	ug/kg	
87-61-6	1,2,3-Trichlorobenzene	ND	4.1	1.2	ug/kg	
96-18-4	1,2,3-Trichloropropane	ND	4.1	1.2	ug/kg	
120-82-1	1,2,4-Trichlorobenzene	ND	4.1	1.2	ug/kg	
95-63-6	1,2,4-Trimethylbenzene	ND	4.1	1.2	ug/kg	
108-67-8	1,3,5-Trimethylbenzene	ND	4.1	1.2	ug/kg	
127-18-4	Tetrachloroethylene	ND	4.1	2.9	ug/kg	
108-88-3	Toluene	ND	4.1	1.2	ug/kg	
79-01-6	Trichloroethylene	ND	4.1	0.83	ug/kg	
75-69-4	Trichlorofluoromethane	ND	4.1	0.99	ug/kg	
75-01-4	Vinyl chloride	ND	4.1	2.1	ug/kg	
1330-20-7	Xylene (total)	ND	8.3	3.3	ug/kg	

CAS No.	Surrogate Recoveries	Run# 1	Run# 2	Limits
1868-53-7	Dibromofluoromethane	101%		60-130%
2037-26-5	Toluene-D8	94%		60-130%

ND = Not detected MDL - Method Detection Limit

RL = Reporting Limit

E = Indicates value exceeds calibration range

J = Indicates an estimated value

B = Indicates analyte found in associated method blank

N = Indicates presumptive evidence of a compound

## Report of Analysis

<b>Client Sample ID:</b>	S5-3.1	<b>Date Sampled:</b>	07/12/11
<b>Lab Sample ID:</b>	C16957-31A	<b>Date Received:</b>	07/13/11
<b>Matrix:</b>	SO - Soil	<b>Percent Solids:</b>	n/a <sup>a</sup>
<b>Method:</b>	SW846 8260B	<b>Project:</b> Romic Soil Investigation(Romic EPA) - 2081 Bay Road, East Palo Alto, CA	

### VOA 8260 List

CAS No.	Surrogate Recoveries	Run# 1	Run# 2	Limits
460-00-4	4-Bromofluorobenzene	97%		60-130%

- (a) All results reported on wet weight basis.
- (b) CCV outside of control limits (biased high); not detected in sample.

ND = Not detected      MDL - Method Detection Limit  
 RL = Reporting Limit  
 E = Indicates value exceeds calibration range

J = Indicates an estimated value  
 B = Indicates analyte found in associated method blank  
 N = Indicates presumptive evidence of a compound

## Report of Analysis

<b>Client Sample ID:</b> S5-3.1		<b>Date Sampled:</b> 07/12/11
<b>Lab Sample ID:</b> C16957-31A		<b>Date Received:</b> 07/13/11
<b>Matrix:</b> SO - Soil		<b>Percent Solids:</b> n/a <sup>a</sup>
<b>Method:</b> SW846 8015B		
<b>Project:</b> Romic Soil Investigation(Romic EPA) - 2081 Bay Road, East Palo Alto, CA		

Run #	File ID	DF	Analyzed	By	Prep Date	Prep Batch	Analytical Batch
Run #1	JK21210.D	1	07/23/11	TT	n/a	n/a	GJK878
Run #2							

Run #	Initial Weight
Run #1	5.21 g
Run #2	

**TPH Volatiles**

CAS No.	Compound	Result	RL	MDL	Units	Q
	TPH-GRO (C6-C10)	0.103	0.096	0.048	mg/kg	
CAS No.	Surrogate Recoveries	Run# 1	Run# 2	Limits		
98-08-8	aaa-Trifluorotoluene	90%		60-157%		

(a) All results reported on wet weight basis.

ND = Not detected      MDL - Method Detection Limit  
 RL = Reporting Limit  
 E = Indicates value exceeds calibration range

J = Indicates an estimated value  
 B = Indicates analyte found in associated method blank  
 N = Indicates presumptive evidence of a compound

## Report of Analysis

<b>Client Sample ID:</b>	S5-3.1	
<b>Lab Sample ID:</b>	C16957-31A	<b>Date Sampled:</b> 07/12/11
<b>Matrix:</b>	SO - Soil	<b>Date Received:</b> 07/13/11
<b>Method:</b>	SW846 8015B M SW846 3545A	<b>Percent Solids:</b> n/a <sup>a</sup>
<b>Project:</b>	Romic Soil Investigation(Romic EPA) - 2081 Bay Road, East Palo Alto, CA	

	File ID	DF	Analyzed	By	Prep Date	Prep Batch	Analytical Batch
Run #1	HH15385.D	1	07/23/11	JH	07/21/11	OP4277	GHH527
Run #2							

	Initial Weight	Final Volume
Run #1	10.0 g	1.0 ml
Run #2		

## TPH Extractable w/ Silica Gel Cleanup

CAS No.	Compound	Result	RL	MDL	Units	Q
	TPH (C10-C28)	5.90	10	5.0	mg/kg	J
	TPH (> C28-C40)	13.7	20	10	mg/kg	J

CAS No.	Surrogate Recoveries	Run# 1	Run# 2	Limits
630-01-3	Hexacosane	74%		45-140%

(a) All results reported on wet weight basis.

ND = Not detected      MDL - Method Detection Limit  
 RL = Reporting Limit  
 E = Indicates value exceeds calibration range

J = Indicates an estimated value  
 B = Indicates analyte found in associated method blank  
 N = Indicates presumptive evidence of a compound

**Report of Analysis**

Page 1 of 1

<b>Client Sample ID:</b> S5-3.1	<b>Date Sampled:</b> 07/12/11
<b>Lab Sample ID:</b> C16957-31A	<b>Date Received:</b> 07/13/11
<b>Matrix:</b> SO - Soil	<b>Percent Solids:</b> n/a <sup>a</sup>
<b>Project:</b> Romic Soil Investigation(Romic EPA) - 2081 Bay Road, East Palo Alto, CA	

**Metals Analysis**

Analyte	Result	RL	Units	DF	Prep	Analyzed By	Method	Prep Method
Cadmium	< 0.91	0.91	mg/kg	1	07/22/11	07/27/11 DQ	SW846 6010B <sup>1</sup>	SW846 3050B <sup>2</sup>
Chromium	34.1	0.91	mg/kg	1	07/22/11	07/27/11 DQ	SW846 6010B <sup>1</sup>	SW846 3050B <sup>2</sup>
Lead	12.4	1.8	mg/kg	1	07/22/11	07/27/11 DQ	SW846 6010B <sup>1</sup>	SW846 3050B <sup>2</sup>

(1) Instrument QC Batch: MA2008

(2) Prep QC Batch: MP3750

(a) All results reported on wet weight basis.

RL = Reporting Limit



## Report of Analysis

Page 1 of 3

<b>Client Sample ID:</b>	S5-6.1	<b>Date Sampled:</b>	07/12/11
<b>Lab Sample ID:</b>	C16957-32	<b>Date Received:</b>	07/13/11
<b>Matrix:</b>	SO - Soil	<b>Percent Solids:</b>	n/a <sup>a</sup>
<b>Method:</b>	SW846 8260B	<b>Project:</b> Romic Soil Investigation(Romic EPA) - 2081 Bay Road,East Palo Alto,CA	

Run #1	File ID	DF	Analyzed	By	Prep Date	Prep Batch	Analytical Batch
Run #1	M25882.D	1	07/24/11	TN	n/a	n/a	VM825
Run #2							

Run #1	Initial Weight
Run #1	6.00 g
Run #2	

## VOA 8260 List

CAS No.	Compound	Result	RL	MDL	Units	Q
67-64-1	Acetone	ND	83	17	ug/kg	
71-43-2	Benzene	ND	4.2	1.2	ug/kg	
108-86-1	Bromobenzene	ND	4.2	1.2	ug/kg	
74-97-5	Bromochloromethane	ND	4.2	1.2	ug/kg	
75-27-4	Bromodichloromethane	ND	4.2	0.83	ug/kg	
75-25-2	Bromoform	ND	4.2	0.83	ug/kg	
104-51-8	n-Butylbenzene	ND	4.2	1.2	ug/kg	
135-98-8	sec-Butylbenzene	ND	4.2	1.2	ug/kg	
98-06-6	tert-Butylbenzene	ND	4.2	1.2	ug/kg	
108-90-7	Chlorobenzene	ND	4.2	1.2	ug/kg	
75-00-3	Chloroethane	ND	4.2	1.2	ug/kg	
67-66-3	Chloroform	ND	4.2	1.2	ug/kg	
95-49-8	o-Chlorotoluene	ND	4.2	1.2	ug/kg	
106-43-4	p-Chlorotoluene	ND	4.2	1.2	ug/kg	
56-23-5	Carbon tetrachloride	ND	4.2	0.83	ug/kg	
75-34-3	1,1-Dichloroethane	ND	4.2	0.83	ug/kg	
75-35-4	1,1-Dichloroethylene	ND	4.2	1.2	ug/kg	
563-58-6	1,1-Dichloropropene	ND	4.2	1.2	ug/kg	
96-12-8	1,2-Dibromo-3-chloropropane	ND	4.2	0.83	ug/kg	
106-93-4	1,2-Dibromoethane	ND	4.2	0.83	ug/kg	
107-06-2	1,2-Dichloroethane	ND	4.2	1.2	ug/kg	
78-87-5	1,2-Dichloropropane	ND	4.2	1.2	ug/kg	
142-28-9	1,3-Dichloropropane	ND	4.2	1.2	ug/kg	
108-20-3	Di-Isopropyl ether	ND	4.2	1.2	ug/kg	
594-20-7	2,2-Dichloropropane	ND	4.2	1.2	ug/kg	
124-48-1	Dibromochloromethane	ND	4.2	0.83	ug/kg	
75-71-8	Dichlorodifluoromethane	ND	4.2	0.83	ug/kg	
156-59-2	cis-1,2-Dichloroethylene	26.0	4.2	1.2	ug/kg	
10061-01-5	cis-1,3-Dichloropropene	ND	4.2	1.2	ug/kg	
541-73-1	m-Dichlorobenzene	ND	4.2	1.2	ug/kg	
95-50-1	o-Dichlorobenzene	ND	4.2	1.2	ug/kg	
106-46-7	p-Dichlorobenzene	ND	4.2	1.2	ug/kg	

ND = Not detected MDL - Method Detection Limit

RL = Reporting Limit

E = Indicates value exceeds calibration range

J = Indicates an estimated value

B = Indicates analyte found in associated method blank

N = Indicates presumptive evidence of a compound

## Report of Analysis

<b>Client Sample ID:</b>	S5-6.1	<b>Date Sampled:</b>	07/12/11
<b>Lab Sample ID:</b>	C16957-32	<b>Date Received:</b>	07/13/11
<b>Matrix:</b>	SO - Soil	<b>Percent Solids:</b>	n/a <sup>a</sup>
<b>Method:</b>	SW846 8260B	<b>Project:</b> Romic Soil Investigation(Romic EPA) - 2081 Bay Road,East Palo Alto,CA	

## VOA 8260 List

CAS No.	Compound	Result	RL	MDL	Units	Q
156-60-5	trans-1,2-Dichloroethylene	16.3	4.2	1.2	ug/kg	
10061-02-6	trans-1,3-Dichloropropene	ND	4.2	1.2	ug/kg	
100-41-4	Ethylbenzene	ND	4.2	1.2	ug/kg	
637-92-3	Ethyl tert-Butyl Ether	ND	4.2	1.2	ug/kg	
591-78-6	2-Hexanone	ND	33	4.2	ug/kg	
87-68-3	Hexachlorobutadiene	ND	4.2	0.83	ug/kg	
98-82-8	Isopropylbenzene	ND	4.2	1.2	ug/kg	
99-87-6	p-Isopropyltoluene	ND	4.2	1.2	ug/kg	
108-10-1	4-Methyl-2-pentanone	ND	33	12	ug/kg	
74-83-9	Methyl bromide	ND	4.2	2.1	ug/kg	
74-87-3	Methyl chloride	ND	4.2	1.2	ug/kg	
74-95-3	Methylene bromide	ND	4.2	2.1	ug/kg	
75-09-2	Methylene chloride	ND	21	13	ug/kg	
78-93-3	Methyl ethyl ketone	ND	33	10	ug/kg	
1634-04-4	Methyl Tert Butyl Ether	ND	4.2	0.83	ug/kg	
91-20-3	Naphthalene	ND	4.2	1.2	ug/kg	
103-65-1	n-Propylbenzene	ND	4.2	1.2	ug/kg	
100-42-5	Styrene	ND	4.2	0.83	ug/kg	
994-05-8	Tert-Amyl Methyl Ether	ND	4.2	1.0	ug/kg	
75-65-0	Tert Butyl Alcohol	ND	33	8.3	ug/kg	
630-20-6	1,1,1,2-Tetrachloroethane	ND	4.2	0.83	ug/kg	
71-55-6	1,1,1-Trichloroethane	ND	4.2	1.2	ug/kg	
79-34-5	1,1,2,2-Tetrachloroethane	ND	4.2	0.83	ug/kg	
79-00-5	1,1,2-Trichloroethane	ND	4.2	0.83	ug/kg	
87-61-6	1,2,3-Trichlorobenzene	ND	4.2	1.2	ug/kg	
96-18-4	1,2,3-Trichloropropane	ND	4.2	1.2	ug/kg	
120-82-1	1,2,4-Trichlorobenzene	ND	4.2	1.2	ug/kg	
95-63-6	1,2,4-Trimethylbenzene	ND	4.2	1.2	ug/kg	
108-67-8	1,3,5-Trimethylbenzene	ND	4.2	1.2	ug/kg	
127-18-4	Tetrachloroethylene	ND	4.2	2.9	ug/kg	
108-88-3	Toluene	ND	4.2	1.2	ug/kg	
79-01-6	Trichloroethylene	ND	4.2	0.83	ug/kg	
75-69-4	Trichlorofluoromethane <sup>b</sup>	ND	4.2	1.0	ug/kg	
75-01-4	Vinyl chloride	4.6	4.2	2.1	ug/kg	
1330-20-7	Xylene (total)	ND	8.3	3.3	ug/kg	

CAS No.	Surrogate Recoveries	Run# 1	Run# 2	Limits
1868-53-7	Dibromofluoromethane	113%		60-130%
2037-26-5	Toluene-D8	94%		60-130%

ND = Not detected MDL - Method Detection Limit

RL = Reporting Limit

E = Indicates value exceeds calibration range

J = Indicates an estimated value

B = Indicates analyte found in associated method blank

N = Indicates presumptive evidence of a compound

## Report of Analysis

<b>Client Sample ID:</b>	S5-6.1	<b>Date Sampled:</b>	07/12/11
<b>Lab Sample ID:</b>	C16957-32	<b>Date Received:</b>	07/13/11
<b>Matrix:</b>	SO - Soil	<b>Percent Solids:</b>	n/a <sup>a</sup>
<b>Method:</b>	SW846 8260B	<b>Project:</b> Romic Soil Investigation(Romic EPA) - 2081 Bay Road, East Palo Alto, CA	

### VOA 8260 List

CAS No.	Surrogate Recoveries	Run# 1	Run# 2	Limits
460-00-4	4-Bromofluorobenzene	108%		60-130%

- (a) All results reported on wet weight basis.
- (b) CCV outside of control limits (biased high); not detected in sample.

ND = Not detected      MDL - Method Detection Limit  
 RL = Reporting Limit  
 E = Indicates value exceeds calibration range

J = Indicates an estimated value  
 B = Indicates analyte found in associated method blank  
 N = Indicates presumptive evidence of a compound

## Report of Analysis

<b>Client Sample ID:</b>	S5-6.1	<b>Date Sampled:</b>	07/12/11
<b>Lab Sample ID:</b>	C16957-32	<b>Date Received:</b>	07/13/11
<b>Matrix:</b>	SO - Soil	<b>Percent Solids:</b>	n/a <sup>a</sup>
<b>Method:</b>	SW846 8015B	<b>Project:</b> Romc Soil Investigation(Romc EPA) - 2081 Bay Road,East Palo Alto,CA	

	File ID	DF	Analyzed	By	Prep Date	Prep Batch	Analytical Batch
Run #1	JK21151.D	1	07/22/11	TT	n/a	n/a	GJK876
Run #2							

	Initial Weight
Run #1	5.19 g
Run #2	

## TPH Volatiles

CAS No.	Compound	Result	RL	MDL	Units	Q
	TPH-GRO (C6-C10)	ND	0.096	0.048	mg/kg	

CAS No.	Surrogate Recoveries	Run# 1	Run# 2	Limits
98-08-8	aaa-Trifluorotoluene	92%		60-157%

(a) All results reported on wet weight basis.

ND = Not detected      MDL - Method Detection Limit  
 RL = Reporting Limit  
 E = Indicates value exceeds calibration range

J = Indicates an estimated value  
 B = Indicates analyte found in associated method blank  
 N = Indicates presumptive evidence of a compound

## Report of Analysis

<b>Client Sample ID:</b> S5-6.1		
<b>Lab Sample ID:</b> C16957-32		<b>Date Sampled:</b> 07/12/11
<b>Matrix:</b> SO - Soil		<b>Date Received:</b> 07/13/11
<b>Method:</b> SW846 8015B M SW846 3545A		<b>Percent Solids:</b> n/a <sup>a</sup>
<b>Project:</b> Romic Soil Investigation(Romic EPA) - 2081 Bay Road, East Palo Alto, CA		

	File ID	DF	Analyzed	By	Prep Date	Prep Batch	Analytical Batch
Run #1	GG26824.D	1	07/17/11	JH	07/15/11	OP4237	GGG723
Run #2							

	Initial Weight	Final Volume
Run #1	10.0 g	1.0 ml
Run #2		

### TPH Extractable w/ Silica Gel Cleanup

CAS No.	Compound	Result	RL	MDL	Units	Q
	TPH (C10-C28)	ND	10	5.0	mg/kg	
	TPH (> C28-C40)	ND	20	10	mg/kg	

CAS No.	Surrogate Recoveries	Run# 1	Run# 2	Limits
630-01-3	Hexacosane	59%		45-140%

(a) All results reported on wet weight basis.

ND = Not detected      MDL - Method Detection Limit  
 RL = Reporting Limit  
 E = Indicates value exceeds calibration range

J = Indicates an estimated value  
 B = Indicates analyte found in associated method blank  
 N = Indicates presumptive evidence of a compound

## Report of Analysis

<b>Client Sample ID:</b>	S5-6.1	<b>Date Sampled:</b>	07/12/11
<b>Lab Sample ID:</b>	C16957-32	<b>Date Received:</b>	07/13/11
<b>Matrix:</b>	SO - Soil	<b>Percent Solids:</b>	n/a <sup>a</sup>
<b>Project:</b>	Romic Soil Investigation(Romic EPA) - 2081 Bay Road,East Palo Alto,CA		

### Metals Analysis

Analyte	Result	RL	Units	DF	Prep	Analyzed By	Method	Prep Method
Cadmium	< 0.89	0.89	mg/kg	1	07/15/11	07/19/11 PH	SW846 6010B <sup>1</sup>	SW846 3050B <sup>2</sup>
Chromium	32.5	0.89	mg/kg	1	07/15/11	07/19/11 PH	SW846 6010B <sup>1</sup>	SW846 3050B <sup>2</sup>
Lead	5.4	1.8	mg/kg	1	07/15/11	07/19/11 PH	SW846 6010B <sup>1</sup>	SW846 3050B <sup>2</sup>

(1) Instrument QC Batch: MA1989

(2) Prep QC Batch: MP3711

(a) All results reported on wet weight basis.

RL = Reporting Limit

## Report of Analysis

<b>Client Sample ID:</b>	S2-1.0	<b>Date Sampled:</b>	07/12/11
<b>Lab Sample ID:</b>	C16957-33	<b>Date Received:</b>	07/13/11
<b>Matrix:</b>	SO - Soil	<b>Percent Solids:</b>	n/a <sup>a</sup>
<b>Method:</b>	SW846 8260B	<b>Project:</b> Romic Soil Investigation(Romic EPA) - 2081 Bay Road, East Palo Alto, CA	

Run #	File ID	DF	Analyzed	By	Prep Date	Prep Batch	Analytical Batch
Run #1	M25883.D	1	07/24/11	TN	n/a	n/a	VM825
Run #2							

Run #	Initial Weight
Run #1	6.07 g
Run #2	

## VOA 8260 List

CAS No.	Compound	Result	RL	MDL	Units	Q
67-64-1	Acetone	ND	82	16	ug/kg	
71-43-2	Benzene	ND	4.1	1.2	ug/kg	
108-86-1	Bromobenzene	ND	4.1	1.2	ug/kg	
74-97-5	Bromochloromethane	ND	4.1	1.2	ug/kg	
75-27-4	Bromodichloromethane	ND	4.1	0.82	ug/kg	
75-25-2	Bromoform	ND	4.1	0.82	ug/kg	
104-51-8	n-Butylbenzene	ND	4.1	1.2	ug/kg	
135-98-8	sec-Butylbenzene	ND	4.1	1.2	ug/kg	
98-06-6	tert-Butylbenzene	ND	4.1	1.2	ug/kg	
108-90-7	Chlorobenzene	ND	4.1	1.2	ug/kg	
75-00-3	Chloroethane	ND	4.1	1.2	ug/kg	
67-66-3	Chloroform	ND	4.1	1.2	ug/kg	
95-49-8	o-Chlorotoluene	ND	4.1	1.2	ug/kg	
106-43-4	p-Chlorotoluene	ND	4.1	1.2	ug/kg	
56-23-5	Carbon tetrachloride	ND	4.1	0.82	ug/kg	
75-34-3	1,1-Dichloroethane	ND	4.1	0.82	ug/kg	
75-35-4	1,1-Dichloroethylene	ND	4.1	1.2	ug/kg	
563-58-6	1,1-Dichloropropene	ND	4.1	1.2	ug/kg	
96-12-8	1,2-Dibromo-3-chloropropane	ND	4.1	0.82	ug/kg	
106-93-4	1,2-Dibromoethane	ND	4.1	0.82	ug/kg	
107-06-2	1,2-Dichloroethane	ND	4.1	1.2	ug/kg	
78-87-5	1,2-Dichloropropane	ND	4.1	1.2	ug/kg	
142-28-9	1,3-Dichloropropane	ND	4.1	1.2	ug/kg	
108-20-3	Di-Isopropyl ether	ND	4.1	1.2	ug/kg	
594-20-7	2,2-Dichloropropane	ND	4.1	1.2	ug/kg	
124-48-1	Dibromochloromethane	ND	4.1	0.82	ug/kg	
75-71-8	Dichlorodifluoromethane	ND	4.1	0.82	ug/kg	
156-59-2	cis-1,2-Dichloroethylene	ND	4.1	1.2	ug/kg	
10061-01-5	cis-1,3-Dichloropropene	ND	4.1	1.2	ug/kg	
541-73-1	m-Dichlorobenzene	ND	4.1	1.2	ug/kg	
95-50-1	o-Dichlorobenzene	ND	4.1	1.2	ug/kg	
106-46-7	p-Dichlorobenzene	ND	4.1	1.2	ug/kg	

ND = Not detected MDL - Method Detection Limit

RL = Reporting Limit

E = Indicates value exceeds calibration range

J = Indicates an estimated value

B = Indicates analyte found in associated method blank

N = Indicates presumptive evidence of a compound

## Report of Analysis

<b>Client Sample ID:</b>	S2-1.0	<b>Date Sampled:</b>	07/12/11
<b>Lab Sample ID:</b>	C16957-33	<b>Date Received:</b>	07/13/11
<b>Matrix:</b>	SO - Soil	<b>Percent Solids:</b>	n/a <sup>a</sup>
<b>Method:</b>	SW846 8260B	<b>Project:</b> Romc Soil Investigation(Romc EPA) - 2081 Bay Road,East Palo Alto,CA	

## VOA 8260 List

CAS No.	Compound	Result	RL	MDL	Units	Q
156-60-5	trans-1,2-Dichloroethylene	ND	4.1	1.2	ug/kg	
10061-02-6	trans-1,3-Dichloropropene	ND	4.1	1.2	ug/kg	
100-41-4	Ethylbenzene	ND	4.1	1.2	ug/kg	
637-92-3	Ethyl tert-Butyl Ether	ND	4.1	1.2	ug/kg	
591-78-6	2-Hexanone	ND	33	4.1	ug/kg	
87-68-3	Hexachlorobutadiene	ND	4.1	0.82	ug/kg	
98-82-8	Isopropylbenzene	ND	4.1	1.2	ug/kg	
99-87-6	p-Isopropyltoluene	ND	4.1	1.2	ug/kg	
108-10-1	4-Methyl-2-pentanone	ND	33	12	ug/kg	
74-83-9	Methyl bromide	ND	4.1	2.1	ug/kg	
74-87-3	Methyl chloride	ND	4.1	1.2	ug/kg	
74-95-3	Methylene bromide	ND	4.1	2.1	ug/kg	
75-09-2	Methylene chloride	ND	21	13	ug/kg	
78-93-3	Methyl ethyl ketone	ND	33	9.9	ug/kg	
1634-04-4	Methyl Tert Butyl Ether	ND	4.1	0.82	ug/kg	
91-20-3	Naphthalene	ND	4.1	1.2	ug/kg	
103-65-1	n-Propylbenzene	ND	4.1	1.2	ug/kg	
100-42-5	Styrene	ND	4.1	0.82	ug/kg	
994-05-8	Tert-Amyl Methyl Ether	ND	4.1	0.99	ug/kg	
75-65-0	Tert Butyl Alcohol	ND	33	8.2	ug/kg	
630-20-6	1,1,1,2-Tetrachloroethane	ND	4.1	0.82	ug/kg	
71-55-6	1,1,1-Trichloroethane	ND	4.1	1.2	ug/kg	
79-34-5	1,1,2,2-Tetrachloroethane	ND	4.1	0.82	ug/kg	
79-00-5	1,1,2-Trichloroethane	ND	4.1	0.82	ug/kg	
87-61-6	1,2,3-Trichlorobenzene	ND	4.1	1.2	ug/kg	
96-18-4	1,2,3-Trichloropropane	ND	4.1	1.2	ug/kg	
120-82-1	1,2,4-Trichlorobenzene	ND	4.1	1.2	ug/kg	
95-63-6	1,2,4-Trimethylbenzene	ND	4.1	1.2	ug/kg	
108-67-8	1,3,5-Trimethylbenzene	ND	4.1	1.2	ug/kg	
127-18-4	Tetrachloroethylene	70.8	4.1	2.9	ug/kg	
108-88-3	Toluene	ND	4.1	1.2	ug/kg	
79-01-6	Trichloroethylene	1.1	4.1	0.82	ug/kg	J
75-69-4	Trichlorofluoromethane <sup>b</sup>	ND	4.1	0.99	ug/kg	
75-01-4	Vinyl chloride	ND	4.1	2.1	ug/kg	
1330-20-7	Xylene (total)	ND	8.2	3.3	ug/kg	

CAS No.	Surrogate Recoveries	Run# 1	Run# 2	Limits
1868-53-7	Dibromofluoromethane	115%		60-130%
2037-26-5	Toluene-D8	98%		60-130%

ND = Not detected MDL - Method Detection Limit

RL = Reporting Limit

E = Indicates value exceeds calibration range

J = Indicates an estimated value

B = Indicates analyte found in associated method blank

N = Indicates presumptive evidence of a compound



**Report of Analysis**

<b>Client Sample ID:</b>	S2-1.0	<b>Date Sampled:</b>	07/12/11
<b>Lab Sample ID:</b>	C16957-33	<b>Date Received:</b>	07/13/11
<b>Matrix:</b>	SO - Soil	<b>Percent Solids:</b>	n/a <sup>a</sup>
<b>Method:</b>	SW846 8260B	<b>Project:</b> Romic Soil Investigation(Romic EPA) - 2081 Bay Road, East Palo Alto, CA	

**VOA 8260 List**

CAS No.	Surrogate Recoveries	Run# 1	Run# 2	Limits
460-00-4	4-Bromofluorobenzene	108%		60-130%

(a) All results reported on wet weight basis.

(b) CCV outside of control limits (biased high); not detected in sample.

ND = Not detected      MDL - Method Detection Limit  
 RL = Reporting Limit  
 E = Indicates value exceeds calibration range

J = Indicates an estimated value  
 B = Indicates analyte found in associated method blank  
 N = Indicates presumptive evidence of a compound

## Report of Analysis

Page 1 of 3

<b>Client Sample ID:</b>	S2-1.0	<b>Date Sampled:</b>	07/12/11
<b>Lab Sample ID:</b>	C16957-33	<b>Date Received:</b>	07/13/11
<b>Matrix:</b>	SO - Soil	<b>Percent Solids:</b>	n/a <sup>a</sup>
<b>Method:</b>	SW846 8270C SW846 3550B	<b>Project:</b> Romic Soil Investigation(Romic EPA) - 2081 Bay Road, East Palo Alto, CA	

Run #	File ID	DF	Analyzed	By	Prep Date	Prep Batch	Analytical Batch
Run #1 <sup>b</sup>	Y8853.D	20	07/18/11	MT	07/16/11	OP4242	EY423
Run #2							

Run #	Initial Weight	Final Volume
Run #1	10.2 g	1.5 ml
Run #2		

## ABN Full List

CAS No.	Compound	Result	RL	MDL	Units	Q
65-85-0	Benzoic acid	ND	29000	26000	ug/kg	
95-57-8	2-Chlorophenol	ND	29000	20000	ug/kg	
59-50-7	4-Chloro-3-methyl phenol	ND	15000	12000	ug/kg	
120-83-2	2,4-Dichlorophenol	ND	15000	4100	ug/kg	
105-67-9	2,4-Dimethylphenol	ND	15000	4400	ug/kg	
51-28-5	2,4-Dinitrophenol	ND	74000	25000	ug/kg	
534-52-1	4,6-Dinitro-o-cresol	ND	59000	30000	ug/kg	
95-48-7	2-Methylphenol	ND	15000	5000	ug/kg	
	3&4-Methylphenol	ND	15000	4400	ug/kg	
88-75-5	2-Nitrophenol	ND	15000	3800	ug/kg	
100-02-7	4-Nitrophenol	ND	59000	36000	ug/kg	
87-86-5	Pentachlorophenol	ND	15000	12000	ug/kg	
108-95-2	Phenol	ND	59000	38000	ug/kg	
95-95-4	2,4,5-Trichlorophenol	ND	15000	3500	ug/kg	
88-06-2	2,4,6-Trichlorophenol	ND	15000	4700	ug/kg	
83-32-9	Acenaphthene	ND	29000	15000	ug/kg	
208-96-8	Acenaphthylene	ND	15000	5900	ug/kg	
62-53-3	Aniline	ND	15000	4100	ug/kg	
120-12-7	Anthracene	ND	15000	2900	ug/kg	
103-33-3	Azobenzene	ND	15000	5000	ug/kg	
92-87-5	Benzidine	ND	74000	21000	ug/kg	
56-55-3	Benzo(a)anthracene	ND	15000	2100	ug/kg	
50-32-8	Benzo(a)pyrene	ND	15000	2600	ug/kg	
205-99-2	Benzo(b)fluoranthene	ND	15000	1800	ug/kg	
191-24-2	Benzo(g,h,i)perylene	ND	15000	4400	ug/kg	
207-08-9	Benzo(k)fluoranthene	ND	15000	3500	ug/kg	
101-55-3	4-Bromophenyl phenyl ether	ND	15000	4400	ug/kg	
85-68-7	Butyl benzyl phthalate	ND	15000	3200	ug/kg	
100-51-6	Benzyl Alcohol	ND	29000	4700	ug/kg	
91-58-7	2-Chloronaphthalene	ND	15000	5300	ug/kg	
106-47-8	4-Chloroaniline	ND	15000	4100	ug/kg	
86-74-8	Carbazole	ND	15000	2400	ug/kg	

ND = Not detected MDL - Method Detection Limit

J = Indicates an estimated value

RL = Reporting Limit

B = Indicates analyte found in associated method blank

E = Indicates value exceeds calibration range

N = Indicates presumptive evidence of a compound

## Report of Analysis

<b>Client Sample ID:</b>	S2-1.0	<b>Date Sampled:</b>	07/12/11
<b>Lab Sample ID:</b>	C16957-33	<b>Date Received:</b>	07/13/11
<b>Matrix:</b>	SO - Soil	<b>Percent Solids:</b>	n/a <sup>a</sup>
<b>Method:</b>	SW846 8270C SW846 3550B		
<b>Project:</b>	Romic Soil Investigation(Romic EPA) - 2081 Bay Road, East Palo Alto, CA		

## ABN Full List

CAS No.	Compound	Result	RL	MDL	Units	Q
218-01-9	Chrysene	ND	15000	2900	ug/kg	
111-91-1	bis(2-Chloroethoxy)methane	ND	15000	5300	ug/kg	
111-44-4	bis(2-Chloroethyl)ether	ND	15000	6800	ug/kg	
108-60-1	bis(2-Chloroisopropyl)ether	ND	15000	7900	ug/kg	
7005-72-3	4-Chlorophenyl phenyl ether	ND	15000	5600	ug/kg	
95-50-1	1,2-Dichlorobenzene	ND	15000	4700	ug/kg	
541-73-1	1,3-Dichlorobenzene	ND	15000	4400	ug/kg	
106-46-7	1,4-Dichlorobenzene	ND	15000	12000	ug/kg	
121-14-2	2,4-Dinitrotoluene	ND	15000	14000	ug/kg	
606-20-2	2,6-Dinitrotoluene	ND	29000	9400	ug/kg	
91-94-1	3,3'-Dichlorobenzidine	ND	74000	4100	ug/kg	
53-70-3	Dibenzo(a,h)anthracene	ND	15000	3800	ug/kg	
132-64-9	Dibenzofuran	ND	15000	4700	ug/kg	
122-39-4	Diphenylamine	ND	15000	3500	ug/kg	
84-74-2	Di-n-butyl phthalate	ND	15000	2900	ug/kg	
117-84-0	Di-n-octyl phthalate	ND	15000	3800	ug/kg	
84-66-2	Diethyl phthalate	ND	15000	5000	ug/kg	
131-11-3	Dimethyl phthalate	ND	15000	5300	ug/kg	
117-81-7	bis(2-Ethylhexyl)phthalate	ND	15000	6500	ug/kg	
206-44-0	Fluoranthene	ND	15000	2900	ug/kg	
86-73-7	Fluorene	ND	15000	5300	ug/kg	
118-74-1	Hexachlorobenzene	ND	15000	3800	ug/kg	
87-68-3	Hexachlorobutadiene	ND	15000	5600	ug/kg	
77-47-4	Hexachlorocyclopentadiene	ND	15000	4100	ug/kg	
67-72-1	Hexachloroethane	ND	15000	4700	ug/kg	
193-39-5	Indeno(1,2,3-cd)pyrene	ND	15000	4100	ug/kg	
78-59-1	Isophorone	ND	15000	5000	ug/kg	
90-12-0	1-Methylnaphthalene	ND	15000	4700	ug/kg	
91-57-6	2-Methylnaphthalene	ND	15000	4700	ug/kg	
88-74-4	2-Nitroaniline	ND	15000	3500	ug/kg	
99-09-2	3-Nitroaniline	ND	15000	3500	ug/kg	
100-01-6	4-Nitroaniline	ND	15000	8800	ug/kg	
91-20-3	Naphthalene	ND	15000	5000	ug/kg	
98-95-3	Nitrobenzene	ND	15000	4700	ug/kg	
62-75-9	N-Nitrosodimethylamine	ND	150000	65000	ug/kg	
621-64-7	N-Nitroso-di-n-propylamine	ND	29000	16000	ug/kg	
85-01-8	Phenanthrene	ND	15000	3200	ug/kg	
129-00-0	Pyrene	ND	29000	20000	ug/kg	
110-86-1	Pyridine	ND	59000	6500	ug/kg	
120-82-1	1,2,4-Trichlorobenzene	ND	15000	10000	ug/kg	

ND = Not detected MDL - Method Detection Limit

RL = Reporting Limit

E = Indicates value exceeds calibration range

J = Indicates an estimated value

B = Indicates analyte found in associated method blank

N = Indicates presumptive evidence of a compound

## Report of Analysis

<b>Client Sample ID:</b>	S2-1.0	<b>Date Sampled:</b>	07/12/11
<b>Lab Sample ID:</b>	C16957-33	<b>Date Received:</b>	07/13/11
<b>Matrix:</b>	SO - Soil	<b>Percent Solids:</b>	n/a <sup>a</sup>
<b>Method:</b>	SW846 8270C SW846 3550B	<b>Project:</b> Romic Soil Investigation(Romic EPA) - 2081 Bay Road, East Palo Alto, CA	

## ABN Full List

CAS No.	Surrogate Recoveries	Run# 1	Run# 2	Limits
367-12-4	2-Fluorophenol	60%		20-100%
4165-62-2	Phenol-d5	73%		20-100%
118-79-6	2,4,6-Tribromophenol	84%		30-100%
4165-60-0	Nitrobenzene-d5	67%		20-100%
321-60-8	2-Fluorobiphenyl	82%		20-106%
1718-51-0	Terphenyl-d14	106%		55-130%

(a) All results reported on wet weight basis.

(b) Dilution required due to matrix interference; extract was viscous and non-target Hydrocarbons.

ND = Not detected      MDL - Method Detection Limit  
 RL = Reporting Limit  
 E = Indicates value exceeds calibration range

J = Indicates an estimated value  
 B = Indicates analyte found in associated method blank  
 N = Indicates presumptive evidence of a compound

## Report of Analysis

<b>Client Sample ID:</b> S2-1.0		<b>Date Sampled:</b> 07/12/11
<b>Lab Sample ID:</b> C16957-33		<b>Date Received:</b> 07/13/11
<b>Matrix:</b> SO - Soil		<b>Percent Solids:</b> n/a <sup>a</sup>
<b>Method:</b> SW846 8015B		
<b>Project:</b> Romic Soil Investigation(Romic EPA) - 2081 Bay Road, East Palo Alto, CA		

Run #	File ID	DF	Analyzed	By	Prep Date	Prep Batch	Analytical Batch
Run #1	JK21152.D	1	07/22/11	TT	n/a	n/a	GJK876
Run #2							

Run #	Initial Weight
Run #1	5.25 g
Run #2	

**TPH Volatiles**

CAS No.	Compound	Result	RL	MDL	Units	Q
	TPH-GRO (C6-C10)	ND	0.095	0.048	mg/kg	
CAS No.	Surrogate Recoveries	Run# 1	Run# 2	Limits		
98-08-8	aaa-Trifluorotoluene	92%		60-157%		

(a) All results reported on wet weight basis.

ND = Not detected      MDL - Method Detection Limit  
 RL = Reporting Limit  
 E = Indicates value exceeds calibration range

J = Indicates an estimated value  
 B = Indicates analyte found in associated method blank  
 N = Indicates presumptive evidence of a compound

## Report of Analysis

Page 1 of 1

<b>Client Sample ID:</b>	S2-1.0	<b>Date Sampled:</b>	07/12/11
<b>Lab Sample ID:</b>	C16957-33	<b>Date Received:</b>	07/13/11
<b>Matrix:</b>	SO - Soil	<b>Percent Solids:</b>	n/a <sup>a</sup>
<b>Method:</b>	SW846 8081A SW846 3545A	<b>Project:</b> Romic Soil Investigation(Romic EPA) - 2081 Bay Road, East Palo Alto, CA	

Run #	File ID	DF	Analyzed	By	Prep Date	Prep Batch	Analytical Batch
Run #1 <sup>b</sup>	OO22722.D	20	07/26/11	RV	07/15/11	OP4230	G00727
Run #2							

Run #	Initial Weight	Final Volume
Run #1	10.2 g	10.0 ml
Run #2		

## Pesticide PPL List

CAS No.	Compound	Result	RL	MDL	Units	Q
309-00-2	Aldrin	ND	490	200	ug/kg	
319-84-6	alpha-BHC	ND	490	220	ug/kg	
319-85-7	beta-BHC	ND	490	69	ug/kg	
319-86-8	delta-BHC	ND	490	69	ug/kg	
58-89-9	gamma-BHC (Lindane)	ND	490	150	ug/kg	
12789-03-6	Chlordane	ND	2000	2000	ug/kg	
60-57-1	Dieldrin	ND	490	59	ug/kg	
72-54-8	4,4' -DDD	ND	490	69	ug/kg	
72-55-9	4,4' -DDE	ND	490	59	ug/kg	
50-29-3	4,4' -DDT	ND	490	59	ug/kg	
72-20-8	Endrin	ND	490	59	ug/kg	
7421-93-4	Endrin aldehyde	ND	490	120	ug/kg	
959-98-8	Endosulfan-I	ND	490	69	ug/kg	
33213-65-9	Endosulfan-II	ND	490	69	ug/kg	
1031-07-8	Endosulfan sulfate	ND	490	160	ug/kg	
76-44-8	Heptachlor	ND	490	120	ug/kg	
1024-57-3	Heptachlor epoxide	ND	490	78	ug/kg	
72-43-5	Methoxychlor	ND	490	69	ug/kg	
8001-35-2	Toxaphene	ND	2000	2000	ug/kg	

CAS No.	Surrogate Recoveries	Run# 1	Run# 2	Limits
877-09-8	Tetrachloro-m-xylene	95%		35-132%
877-09-8	Tetrachloro-m-xylene	114%		35-132%
2051-24-3	Decachlorobiphenyl	108%		35-132%
2051-24-3	Decachlorobiphenyl	111%		35-132%

(a) All results reported on wet weight basis.

(b) Reporting limits raised due to high concentration of PCB (Aroclor 1260) and non-target Hydrocarbons.

ND = Not detected MDL - Method Detection Limit

RL = Reporting Limit

E = Indicates value exceeds calibration range

J = Indicates an estimated value

B = Indicates analyte found in associated method blank

N = Indicates presumptive evidence of a compound

## Report of Analysis

<b>Client Sample ID:</b> S2-1.0	
<b>Lab Sample ID:</b> C16957-33	<b>Date Sampled:</b> 07/12/11
<b>Matrix:</b> SO - Soil	<b>Date Received:</b> 07/13/11
<b>Method:</b> SW846 8082 SW846 3545A	<b>Percent Solids:</b> n/a <sup>a</sup>
<b>Project:</b> Romc Soil Investigation(Romc EPA) - 2081 Bay Road, East Palo Alto, CA	

Run #	File ID	DF	Analyzed	By	Prep Date	Prep Batch	Analytical Batch
Run #1	PP20068.D	1	07/17/11	RV	07/15/11	OP4231	GPP685
Run #2							

Run #	Initial Weight	Final Volume
Run #1	10.2 g	10.0 ml
Run #2		

## PCB List

CAS No.	Compound	Result	RL	MDL	Units	Q
12674-11-2	Aroclor 1016	ND	98	17	ug/kg	
11104-28-2	Aroclor 1221	ND	98	49	ug/kg	
11141-16-5	Aroclor 1232	ND	98	49	ug/kg	
53469-21-9	Aroclor 1242	ND	98	49	ug/kg	
12672-29-6	Aroclor 1248	ND	98	49	ug/kg	
11097-69-1	Aroclor 1254	ND	98	49	ug/kg	
11096-82-5	Aroclor 1260	ND	98	20	ug/kg	

CAS No.	Surrogate Recoveries	Run# 1	Run# 2	Limits
877-09-8	Tetrachloro-m-xylene	73%		45-108%
877-09-8	Tetrachloro-m-xylene	66%		45-108%
2051-24-3	Decachlorobiphenyl	91%		54-121%
2051-24-3	Decachlorobiphenyl	72%		54-121%

(a) All results reported on wet weight basis.

ND = Not detected      MDL - Method Detection Limit  
 RL = Reporting Limit  
 E = Indicates value exceeds calibration range

J = Indicates an estimated value  
 B = Indicates analyte found in associated method blank  
 N = Indicates presumptive evidence of a compound

## Report of Analysis

<b>Client Sample ID:</b> S2-1.0		<b>Date Sampled:</b> 07/12/11
<b>Lab Sample ID:</b> C16957-33		<b>Date Received:</b> 07/13/11
<b>Matrix:</b> SO - Soil		<b>Percent Solids:</b> n/a <sup>a</sup>
<b>Method:</b> SW846 8015B M SW846 3545A		
<b>Project:</b> Romic Soil Investigation(Romic EPA) - 2081 Bay Road, East Palo Alto, CA		

Run #	File ID	DF	Analyzed	By	Prep Date	Prep Batch	Analytical Batch
Run #1	HH15183.D	20	07/17/11	JH	07/15/11	OP4237	GHH522
Run #2							

Run #	Initial Weight	Final Volume
Run #1	10.0 g	1.0 ml
Run #2		

**TPH Extractable w/ Silica Gel Cleanup**

CAS No.	Compound	Result	RL	MDL	Units	Q
	TPH (C10-C28)	133	200	100	mg/kg	J
	TPH (> C28-C40)	805	400	200	mg/kg	

CAS No.	Surrogate Recoveries	Run# 1	Run# 2	Limits
630-01-3	Hexacosane	70%		45-140%

(a) All results reported on wet weight basis.

ND = Not detected      MDL - Method Detection Limit  
 RL = Reporting Limit  
 E = Indicates value exceeds calibration range

J = Indicates an estimated value  
 B = Indicates analyte found in associated method blank  
 N = Indicates presumptive evidence of a compound



## Report of Analysis

<b>Client Sample ID:</b> S2-1.0	<b>Date Sampled:</b> 07/12/11
<b>Lab Sample ID:</b> C16957-33	<b>Date Received:</b> 07/13/11
<b>Matrix:</b> SO - Soil	<b>Percent Solids:</b> n/a <sup>a</sup>
<b>Project:</b> Romic Soil Investigation(Romic EPA) - 2081 Bay Road,East Palo Alto,CA	

## Metals Analysis

Analyte	Result	RL	Units	DF	Prep	Analyzed By	Method	Prep Method
Antimony	2.2	1.9	mg/kg	1	07/15/11	07/19/11 PH	SW846 6010B <sup>1</sup>	SW846 3050B <sup>3</sup>
Arsenic	3.7	1.9	mg/kg	1	07/15/11	07/19/11 PH	SW846 6010B <sup>1</sup>	SW846 3050B <sup>3</sup>
Barium	445	19	mg/kg	1	07/15/11	07/19/11 PH	SW846 6010B <sup>1</sup>	SW846 3050B <sup>3</sup>
Beryllium	< 0.93	0.93	mg/kg	1	07/15/11	07/19/11 PH	SW846 6010B <sup>1</sup>	SW846 3050B <sup>3</sup>
Cadmium	< 0.93	0.93	mg/kg	1	07/15/11	07/19/11 PH	SW846 6010B <sup>1</sup>	SW846 3050B <sup>3</sup>
Chromium	35.9	0.93	mg/kg	1	07/15/11	07/19/11 PH	SW846 6010B <sup>1</sup>	SW846 3050B <sup>3</sup>
Cobalt	14.7	0.93	mg/kg	1	07/15/11	07/19/11 PH	SW846 6010B <sup>1</sup>	SW846 3050B <sup>3</sup>
Copper	45.7	2.3	mg/kg	1	07/15/11	07/19/11 PH	SW846 6010B <sup>1</sup>	SW846 3050B <sup>3</sup>
Lead	20.4	1.9	mg/kg	1	07/15/11	07/19/11 PH	SW846 6010B <sup>1</sup>	SW846 3050B <sup>3</sup>
Mercury	0.063	0.040	mg/kg	1	07/18/11	07/19/11 RW	SW846 7471A <sup>2</sup>	SW846 7471A <sup>4</sup>
Molybdenum	< 1.9	1.9	mg/kg	1	07/15/11	07/19/11 PH	SW846 6010B <sup>1</sup>	SW846 3050B <sup>3</sup>
Nickel	41.6	0.93	mg/kg	1	07/15/11	07/19/11 PH	SW846 6010B <sup>1</sup>	SW846 3050B <sup>3</sup>
Selenium	< 1.9	1.9	mg/kg	1	07/15/11	07/19/11 PH	SW846 6010B <sup>1</sup>	SW846 3050B <sup>3</sup>
Silver	< 0.93	0.93	mg/kg	1	07/15/11	07/19/11 PH	SW846 6010B <sup>1</sup>	SW846 3050B <sup>3</sup>
Thallium <sup>b</sup>	< 3.8	3.8	mg/kg	1	07/15/11	07/19/11 PH	SW846 6010B <sup>1</sup>	SW846 3050B <sup>3</sup>
Vanadium	70.1	0.93	mg/kg	1	07/15/11	07/19/11 PH	SW846 6010B <sup>1</sup>	SW846 3050B <sup>3</sup>
Zinc	51.9	1.9	mg/kg	1	07/15/11	07/19/11 PH	SW846 6010B <sup>1</sup>	SW846 3050B <sup>3</sup>

(1) Instrument QC Batch: MA1989

(2) Instrument QC Batch: MA1994

(3) Prep QC Batch: MP3711

(4) Prep QC Batch: MP3713

(a) All results reported on wet weight basis.

(b) Elevated reporting limit(s) due to matrix interference.

RL = Reporting Limit

## Report of Analysis

<b>Client Sample ID:</b>	S2-3.0	<b>Date Sampled:</b>	07/12/11
<b>Lab Sample ID:</b>	C16957-34	<b>Date Received:</b>	07/13/11
<b>Matrix:</b>	SO - Soil	<b>Percent Solids:</b>	n/a <sup>a</sup>
<b>Method:</b>	SW846 8260B	<b>Project:</b> Romic Soil Investigation(Romic EPA) - 2081 Bay Road, East Palo Alto, CA	

Run #	File ID	DF	Analyzed	By	Prep Date	Prep Batch	Analytical Batch
Run #1 <sup>b</sup>	M25886.D	1	07/24/11	TN	n/a	n/a	VM825
Run #2							

Run #	Initial Weight	Final Volume	Methanol Aliquot
Run #1	5.57 g	5.0 ml	100 ul
Run #2			

## VOA 8260 List

CAS No.	Compound	Result	RL	MDL	Units	Q
67-64-1	Acetone	ND	4500	900	ug/kg	
71-43-2	Benzene	ND	220	67	ug/kg	
108-86-1	Bromobenzene	ND	220	67	ug/kg	
74-97-5	Bromochloromethane	ND	220	67	ug/kg	
75-27-4	Bromodichloromethane	ND	220	45	ug/kg	
75-25-2	Bromoform	ND	220	45	ug/kg	
104-51-8	n-Butylbenzene	ND	220	67	ug/kg	
135-98-8	sec-Butylbenzene	ND	220	67	ug/kg	
98-06-6	tert-Butylbenzene	ND	220	67	ug/kg	
108-90-7	Chlorobenzene	ND	220	67	ug/kg	
75-00-3	Chloroethane	ND	220	67	ug/kg	
67-66-3	Chloroform	ND	220	67	ug/kg	
95-49-8	o-Chlorotoluene	ND	220	67	ug/kg	
106-43-4	p-Chlorotoluene	ND	220	67	ug/kg	
56-23-5	Carbon tetrachloride	ND	220	45	ug/kg	
75-34-3	1,1-Dichloroethane	ND	220	45	ug/kg	
75-35-4	1,1-Dichloroethylene	ND	220	67	ug/kg	
563-58-6	1,1-Dichloropropene	ND	220	67	ug/kg	
96-12-8	1,2-Dibromo-3-chloropropane	ND	220	45	ug/kg	
106-93-4	1,2-Dibromoethane	ND	220	45	ug/kg	
107-06-2	1,2-Dichloroethane	ND	220	67	ug/kg	
78-87-5	1,2-Dichloropropane	ND	220	67	ug/kg	
142-28-9	1,3-Dichloropropane	ND	220	67	ug/kg	
108-20-3	Di-Isopropyl ether	ND	220	67	ug/kg	
594-20-7	2,2-Dichloropropane	ND	220	67	ug/kg	
124-48-1	Dibromochloromethane	ND	220	45	ug/kg	
75-71-8	Dichlorodifluoromethane	ND	220	45	ug/kg	
156-59-2	cis-1,2-Dichloroethylene	ND	220	67	ug/kg	
10061-01-5	cis-1,3-Dichloropropene	ND	220	67	ug/kg	
541-73-1	m-Dichlorobenzene	ND	220	67	ug/kg	
95-50-1	o-Dichlorobenzene	ND	220	67	ug/kg	
106-46-7	p-Dichlorobenzene	ND	220	67	ug/kg	

ND = Not detected MDL - Method Detection Limit

RL = Reporting Limit

E = Indicates value exceeds calibration range

J = Indicates an estimated value

B = Indicates analyte found in associated method blank

N = Indicates presumptive evidence of a compound

## Report of Analysis

<b>Client Sample ID:</b>	S2-3.0	<b>Date Sampled:</b>	07/12/11
<b>Lab Sample ID:</b>	C16957-34	<b>Date Received:</b>	07/13/11
<b>Matrix:</b>	SO - Soil	<b>Percent Solids:</b>	n/a <sup>a</sup>
<b>Method:</b>	SW846 8260B	<b>Project:</b> Romic Soil Investigation(Romic EPA) - 2081 Bay Road,East Palo Alto,CA	

## VOA 8260 List

CAS No.	Compound	Result	RL	MDL	Units	Q
156-60-5	trans-1,2-Dichloroethylene	ND	220	67	ug/kg	
10061-02-6	trans-1,3-Dichloropropene	ND	220	67	ug/kg	
100-41-4	Ethylbenzene	ND	220	67	ug/kg	
637-92-3	Ethyl tert-Butyl Ether	ND	220	67	ug/kg	
591-78-6	2-Hexanone	ND	1800	220	ug/kg	
87-68-3	Hexachlorobutadiene	ND	220	45	ug/kg	
98-82-8	Isopropylbenzene	ND	220	67	ug/kg	
99-87-6	p-Isopropyltoluene	ND	220	67	ug/kg	
108-10-1	4-Methyl-2-pentanone	ND	1800	670	ug/kg	
74-83-9	Methyl bromide	ND	220	110	ug/kg	
74-87-3	Methyl chloride	ND	220	67	ug/kg	
74-95-3	Methylene bromide	ND	220	110	ug/kg	
75-09-2	Methylene chloride	ND	1100	720	ug/kg	
78-93-3	Methyl ethyl ketone	ND	1800	540	ug/kg	
1634-04-4	Methyl Tert Butyl Ether	ND	220	45	ug/kg	
91-20-3	Naphthalene	ND	220	67	ug/kg	
103-65-1	n-Propylbenzene	ND	220	67	ug/kg	
100-42-5	Styrene	ND	220	45	ug/kg	
994-05-8	Tert-Amyl Methyl Ether	ND	220	54	ug/kg	
75-65-0	Tert Butyl Alcohol	ND	1800	450	ug/kg	
630-20-6	1,1,1,2-Tetrachloroethane	ND	220	45	ug/kg	
71-55-6	1,1,1-Trichloroethane	ND	220	67	ug/kg	
79-34-5	1,1,2,2-Tetrachloroethane	ND	220	45	ug/kg	
79-00-5	1,1,2-Trichloroethane	ND	220	45	ug/kg	
87-61-6	1,2,3-Trichlorobenzene	ND	220	67	ug/kg	
96-18-4	1,2,3-Trichloropropane	ND	220	67	ug/kg	
120-82-1	1,2,4-Trichlorobenzene	ND	220	67	ug/kg	
95-63-6	1,2,4-Trimethylbenzene	ND	220	67	ug/kg	
108-67-8	1,3,5-Trimethylbenzene	ND	220	67	ug/kg	
127-18-4	Tetrachloroethylene	ND	220	160	ug/kg	
108-88-3	Toluene	ND	220	67	ug/kg	
79-01-6	Trichloroethylene	ND	220	45	ug/kg	
75-69-4	Trichlorofluoromethane <sup>c</sup>	ND	220	54	ug/kg	
75-01-4	Vinyl chloride	ND	220	110	ug/kg	
1330-20-7	Xylene (total)	ND	450	180	ug/kg	

CAS No.	Surrogate Recoveries	Run# 1	Run# 2	Limits
1868-53-7	Dibromofluoromethane	109%		60-130%
2037-26-5	Toluene-D8	97%		60-130%

ND = Not detected MDL - Method Detection Limit

RL = Reporting Limit

E = Indicates value exceeds calibration range

J = Indicates an estimated value

B = Indicates analyte found in associated method blank

N = Indicates presumptive evidence of a compound

## Report of Analysis

<b>Client Sample ID:</b> S2-3.0		<b>Date Sampled:</b> 07/12/11
<b>Lab Sample ID:</b> C16957-34		<b>Date Received:</b> 07/13/11
<b>Matrix:</b> SO - Soil		<b>Percent Solids:</b> n/a <sup>a</sup>
<b>Method:</b> SW846 8260B		
<b>Project:</b> Romic Soil Investigation(Romic EPA) - 2081 Bay Road, East Palo Alto, CA		

**VOA 8260 List**

CAS No.	Surrogate Recoveries	Run# 1	Run# 2	Limits
460-00-4	4-Bromofluorobenzene	114%		60-130%

- (a) All results reported on wet weight basis.
- (b) Dilution required due to high concentration of non-target hydrocarbons.
- (c) CCV outside of control limits (biased high); not detected in sample.

ND = Not detected      MDL - Method Detection Limit  
 RL = Reporting Limit  
 E = Indicates value exceeds calibration range

J = Indicates an estimated value  
 B = Indicates analyte found in associated method blank  
 N = Indicates presumptive evidence of a compound

### Report of Analysis

<b>Client Sample ID:</b>	S2-3.0	<b>Date Sampled:</b>	07/12/11
<b>Lab Sample ID:</b>	C16957-34	<b>Date Received:</b>	07/13/11
<b>Matrix:</b>	SO - Soil	<b>Percent Solids:</b>	n/a <sup>a</sup>
<b>Method:</b>	SW846 8015B	<b>Project:</b> Romic Soil Investigation(Romic EPA) - 2081 Bay Road, East Palo Alto, CA	

Run #	File ID	DF	Analyzed	By	Prep Date	Prep Batch	Analytical Batch
Run #1	JK21174.D	1	07/22/11	TT	n/a	n/a	GJK877
Run #2							

Run #	Initial Weight	Final Volume	Methanol Aliquot
Run #1	5.09 g	5.0 ml	100 ul
Run #2			

**TPH Volatiles**

CAS No.	Compound	Result	RL	MDL	Units	Q
	TPH-GRO (C6-C10) <sup>b</sup>	5.52	4.9	2.5	mg/kg	
CAS No.	Surrogate Recoveries	Run# 1	Run# 2	Limits		
98-08-8	aaa-Trifluorotoluene	89%		60-157%		

(a) All results reported on wet weight basis.  
 (b) Atypical pattern. Value due to unknown hydrocarbon(s).

ND = Not detected      MDL - Method Detection Limit      J = Indicates an estimated value  
 RL = Reporting Limit      B = Indicates analyte found in associated method blank  
 E = Indicates value exceeds calibration range      N = Indicates presumptive evidence of a compound

## Report of Analysis

<b>Client Sample ID:</b>	S2-3.0	
<b>Lab Sample ID:</b>	C16957-34	<b>Date Sampled:</b> 07/12/11
<b>Matrix:</b>	SO - Soil	<b>Date Received:</b> 07/13/11
<b>Method:</b>	SW846 8015B M SW846 3545A	<b>Percent Solids:</b> n/a <sup>a</sup>
<b>Project:</b>	Romic Soil Investigation(Romic EPA) - 2081 Bay Road, East Palo Alto, CA	

	File ID	DF	Analyzed	By	Prep Date	Prep Batch	Analytical Batch
Run #1	GG27134.D	50	07/26/11	JH	07/18/11	OP4249	GGG729
Run #2							

	Initial Weight	Final Volume
Run #1	10.0 g	1.0 ml
Run #2		

### TPH Extractable w/ Silica Gel Cleanup

CAS No.	Compound	Result	RL	MDL	Units	Q
	TPH (C10-C28)	9500	500	250	mg/kg	
	TPH (> C28-C40)	ND	1000	500	mg/kg	

CAS No.	Surrogate Recoveries	Run# 1	Run# 2	Limits
630-01-3	Hexacosane	85%		45-140%

(a) All results reported on wet weight basis.

ND = Not detected      MDL - Method Detection Limit  
 RL = Reporting Limit  
 E = Indicates value exceeds calibration range

J = Indicates an estimated value  
 B = Indicates analyte found in associated method blank  
 N = Indicates presumptive evidence of a compound

## Report of Analysis

<b>Client Sample ID:</b>	S2-3.0	<b>Date Sampled:</b>	07/12/11
<b>Lab Sample ID:</b>	C16957-34	<b>Date Received:</b>	07/13/11
<b>Matrix:</b>	SO - Soil	<b>Percent Solids:</b>	n/a <sup>a</sup>
<b>Project:</b>	Romic Soil Investigation(Romic EPA) - 2081 Bay Road, East Palo Alto, CA		

## Metals Analysis

Analyte	Result	RL	Units	DF	Prep	Analyzed By	Method	Prep Method
Cadmium	1.2	0.93	mg/kg	1	07/15/11	07/19/11 PH	SW846 6010B <sup>1</sup>	SW846 3050B <sup>2</sup>
Chromium	20.5	0.93	mg/kg	1	07/15/11	07/19/11 PH	SW846 6010B <sup>1</sup>	SW846 3050B <sup>2</sup>
Lead	41.6	1.9	mg/kg	1	07/15/11	07/19/11 PH	SW846 6010B <sup>1</sup>	SW846 3050B <sup>2</sup>

(1) Instrument QC Batch: MA1989

(2) Prep QC Batch: MP3711

(a) All results reported on wet weight basis.

RL = Reporting Limit

## Report of Analysis

<b>Client Sample ID:</b>	S2-6.5	<b>Date Sampled:</b>	07/12/11
<b>Lab Sample ID:</b>	C16957-35	<b>Date Received:</b>	07/13/11
<b>Matrix:</b>	SO - Soil	<b>Percent Solids:</b>	n/a <sup>a</sup>
<b>Method:</b>	SW846 8260B	<b>Project:</b> Romic Soil Investigation(Romic EPA) - 2081 Bay Road, East Palo Alto, CA	

Run #	File ID	DF	Analyzed	By	Prep Date	Prep Batch	Analytical Batch
Run #1 <sup>b</sup>	M25887.D	1	07/25/11	TN	n/a	n/a	VM825
Run #2							

Run #	Initial Weight	Final Volume	Methanol Aliquot
Run #1	6.06 g	5.0 ml	100 ul
Run #2			

## VOA 8260 List

CAS No.	Compound	Result	RL	MDL	Units	Q
67-64-1	Acetone	ND	4100	830	ug/kg	
71-43-2	Benzene	ND	210	62	ug/kg	
108-86-1	Bromobenzene	ND	210	62	ug/kg	
74-97-5	Bromochloromethane	ND	210	62	ug/kg	
75-27-4	Bromodichloromethane	ND	210	41	ug/kg	
75-25-2	Bromoform	ND	210	41	ug/kg	
104-51-8	n-Butylbenzene	243	210	62	ug/kg	
135-98-8	sec-Butylbenzene	412	210	62	ug/kg	
98-06-6	tert-Butylbenzene	ND	210	62	ug/kg	
108-90-7	Chlorobenzene	ND	210	62	ug/kg	
75-00-3	Chloroethane	ND	210	62	ug/kg	
67-66-3	Chloroform	ND	210	62	ug/kg	
95-49-8	o-Chlorotoluene	ND	210	62	ug/kg	
106-43-4	p-Chlorotoluene	ND	210	62	ug/kg	
56-23-5	Carbon tetrachloride	ND	210	41	ug/kg	
75-34-3	1,1-Dichloroethane	ND	210	41	ug/kg	
75-35-4	1,1-Dichloroethylene	ND	210	62	ug/kg	
563-58-6	1,1-Dichloropropene	ND	210	62	ug/kg	
96-12-8	1,2-Dibromo-3-chloropropane	ND	210	41	ug/kg	
106-93-4	1,2-Dibromoethane	ND	210	41	ug/kg	
107-06-2	1,2-Dichloroethane	ND	210	62	ug/kg	
78-87-5	1,2-Dichloropropane	ND	210	62	ug/kg	
142-28-9	1,3-Dichloropropane	ND	210	62	ug/kg	
108-20-3	Di-Isopropyl ether	ND	210	62	ug/kg	
594-20-7	2,2-Dichloropropane	ND	210	62	ug/kg	
124-48-1	Dibromochloromethane	ND	210	41	ug/kg	
75-71-8	Dichlorodifluoromethane	ND	210	41	ug/kg	
156-59-2	cis-1,2-Dichloroethylene	ND	210	62	ug/kg	
10061-01-5	cis-1,3-Dichloropropene	ND	210	62	ug/kg	
541-73-1	m-Dichlorobenzene	ND	210	62	ug/kg	
95-50-1	o-Dichlorobenzene	ND	210	62	ug/kg	
106-46-7	p-Dichlorobenzene	ND	210	62	ug/kg	

ND = Not detected MDL - Method Detection Limit

RL = Reporting Limit

E = Indicates value exceeds calibration range

J = Indicates an estimated value

B = Indicates analyte found in associated method blank

N = Indicates presumptive evidence of a compound



## Report of Analysis

<b>Client Sample ID:</b>	S2-6.5	<b>Date Sampled:</b>	07/12/11
<b>Lab Sample ID:</b>	C16957-35	<b>Date Received:</b>	07/13/11
<b>Matrix:</b>	SO - Soil	<b>Percent Solids:</b>	n/a <sup>a</sup>
<b>Method:</b>	SW846 8260B	<b>Project:</b> Romic Soil Investigation(Romic EPA) - 2081 Bay Road,East Palo Alto,CA	

## VOA 8260 List

CAS No.	Compound	Result	RL	MDL	Units	Q
156-60-5	trans-1,2-Dichloroethylene	ND	210	62	ug/kg	
10061-02-6	trans-1,3-Dichloropropene	ND	210	62	ug/kg	
100-41-4	Ethylbenzene	ND	210	62	ug/kg	
637-92-3	Ethyl tert-Butyl Ether	ND	210	62	ug/kg	
591-78-6	2-Hexanone	ND	1700	210	ug/kg	
87-68-3	Hexachlorobutadiene	ND	210	41	ug/kg	
98-82-8	Isopropylbenzene	86.7	210	62	ug/kg	J
99-87-6	p-Isopropyltoluene	ND	210	62	ug/kg	
108-10-1	4-Methyl-2-pentanone	ND	1700	620	ug/kg	
74-83-9	Methyl bromide	ND	210	100	ug/kg	
74-87-3	Methyl chloride	ND	210	62	ug/kg	
74-95-3	Methylene bromide	ND	210	100	ug/kg	
75-09-2	Methylene chloride	ND	1000	660	ug/kg	
78-93-3	Methyl ethyl ketone	ND	1700	500	ug/kg	
1634-04-4	Methyl Tert Butyl Ether	ND	210	41	ug/kg	
91-20-3	Naphthalene	ND	210	62	ug/kg	
103-65-1	n-Propylbenzene	ND	210	62	ug/kg	
100-42-5	Styrene	ND	210	41	ug/kg	
994-05-8	Tert-Amyl Methyl Ether	ND	210	50	ug/kg	
75-65-0	Tert Butyl Alcohol	ND	1700	410	ug/kg	
630-20-6	1,1,1,2-Tetrachloroethane	ND	210	41	ug/kg	
71-55-6	1,1,1-Trichloroethane	ND	210	62	ug/kg	
79-34-5	1,1,2,2-Tetrachloroethane	ND	210	41	ug/kg	
79-00-5	1,1,2-Trichloroethane	ND	210	41	ug/kg	
87-61-6	1,2,3-Trichlorobenzene	ND	210	62	ug/kg	
96-18-4	1,2,3-Trichloropropane	ND	210	62	ug/kg	
120-82-1	1,2,4-Trichlorobenzene	ND	210	62	ug/kg	
95-63-6	1,2,4-Trimethylbenzene	ND	210	62	ug/kg	
108-67-8	1,3,5-Trimethylbenzene	ND	210	62	ug/kg	
127-18-4	Tetrachloroethylene	ND	210	140	ug/kg	
108-88-3	Toluene	ND	210	62	ug/kg	
79-01-6	Trichloroethylene	ND	210	41	ug/kg	
75-69-4	Trichlorofluoromethane <sup>c</sup>	ND	210	50	ug/kg	
75-01-4	Vinyl chloride	ND	210	100	ug/kg	
1330-20-7	Xylene (total)	ND	410	170	ug/kg	

CAS No.	Surrogate Recoveries	Run# 1	Run# 2	Limits
1868-53-7	Dibromofluoromethane	100%		60-130%
2037-26-5	Toluene-D8	90%		60-130%

ND = Not detected MDL - Method Detection Limit

RL = Reporting Limit

E = Indicates value exceeds calibration range

J = Indicates an estimated value

B = Indicates analyte found in associated method blank

N = Indicates presumptive evidence of a compound

## Report of Analysis

<b>Client Sample ID:</b>	S2-6.5	<b>Date Sampled:</b>	07/12/11
<b>Lab Sample ID:</b>	C16957-35	<b>Date Received:</b>	07/13/11
<b>Matrix:</b>	SO - Soil	<b>Percent Solids:</b>	n/a <sup>a</sup>
<b>Method:</b>	SW846 8260B	<b>Project:</b> Romic Soil Investigation(Romic EPA) - 2081 Bay Road, East Palo Alto, CA	

## VOA 8260 List

CAS No.	Surrogate Recoveries	Run# 1	Run# 2	Limits
460-00-4	4-Bromofluorobenzene	112%		60-130%

- (a) All results reported on wet weight basis.  
 (b) Dilution required due to high concentration of non-target hydrocarbons.  
 (c) CCV outside of control limits (biased high); not detected in sample.

ND = Not detected      MDL - Method Detection Limit  
 RL = Reporting Limit  
 E = Indicates value exceeds calibration range

J = Indicates an estimated value  
 B = Indicates analyte found in associated method blank  
 N = Indicates presumptive evidence of a compound

## Report of Analysis

<b>Client Sample ID:</b> S2-6.5		<b>Date Sampled:</b> 07/12/11
<b>Lab Sample ID:</b> C16957-35		<b>Date Received:</b> 07/13/11
<b>Matrix:</b> SO - Soil		<b>Percent Solids:</b> n/a <sup>a</sup>
<b>Method:</b> SW846 8015B		
<b>Project:</b> Romc Soil Investigation(Romic EPA) - 2081 Bay Road, East Palo Alto, CA		

Run #	File ID	DF	Analyzed	By	Prep Date	Prep Batch	Analytical Batch
Run #1	JK21172.D	1	07/22/11	TT	n/a	n/a	GJK877
Run #2							

Run #	Initial Weight	Final Volume	Methanol Aliquot
Run #1	5.19 g	5.0 ml	100 ul
Run #2			

**TPH Volatiles**

CAS No.	Compound	Result	RL	MDL	Units	Q
	TPH-GRO (C6-C10)	33.4	4.8	2.4	mg/kg	
CAS No.	Surrogate Recoveries	Run# 1	Run# 2	Limits		
98-08-8	aaa-Trifluorotoluene	96%		60-157%		

(a) All results reported on wet weight basis.

---

ND = Not detected	MDL - Method Detection Limit	J = Indicates an estimated value
RL = Reporting Limit		B = Indicates analyte found in associated method blank
E = Indicates value exceeds calibration range		N = Indicates presumptive evidence of a compound

## Report of Analysis

<b>Client Sample ID:</b>	S2-6.5	
<b>Lab Sample ID:</b>	C16957-35	<b>Date Sampled:</b> 07/12/11
<b>Matrix:</b>	SO - Soil	<b>Date Received:</b> 07/13/11
<b>Method:</b>	SW846 8015B M SW846 3545A	<b>Percent Solids:</b> n/a <sup>a</sup>
<b>Project:</b>	Romic Soil Investigation(Romic EPA) - 2081 Bay Road, East Palo Alto, CA	

	File ID	DF	Analyzed	By	Prep Date	Prep Batch	Analytical Batch
Run #1	GG26854.D	10	07/18/11	JH	07/15/11	OP4237	GGG724
Run #2							

	Initial Weight	Final Volume
Run #1	10.1 g	1.0 ml
Run #2		

## TPH Extractable w/ Silica Gel Cleanup

CAS No.	Compound	Result	RL	MDL	Units	Q
	TPH (C10-C28)	1450	99	50	mg/kg	
	TPH (> C28-C40)	ND	200	99	mg/kg	

CAS No.	Surrogate Recoveries	Run# 1	Run# 2	Limits
630-01-3	Hexacosane	53%		45-140%

(a) All results reported on wet weight basis.

ND = Not detected      MDL - Method Detection Limit  
 RL = Reporting Limit  
 E = Indicates value exceeds calibration range

J = Indicates an estimated value  
 B = Indicates analyte found in associated method blank  
 N = Indicates presumptive evidence of a compound

## Report of Analysis

<b>Client Sample ID:</b>	S2-6.5	<b>Date Sampled:</b>	07/12/11
<b>Lab Sample ID:</b>	C16957-35	<b>Date Received:</b>	07/13/11
<b>Matrix:</b>	SO - Soil	<b>Percent Solids:</b>	n/a <sup>a</sup>
<b>Project:</b>	Romic Soil Investigation(Romic EPA) - 2081 Bay Road,East Palo Alto,CA		

### Metals Analysis

Analyte	Result	RL	Units	DF	Prep	Analyzed By	Method	Prep Method
Cadmium	< 0.90	0.90	mg/kg	1	07/15/11	07/19/11 PH	SW846 6010B <sup>1</sup>	SW846 3050B <sup>2</sup>
Chromium	33.6	0.90	mg/kg	1	07/15/11	07/19/11 PH	SW846 6010B <sup>1</sup>	SW846 3050B <sup>2</sup>
Lead	5.5	1.8	mg/kg	1	07/15/11	07/19/11 PH	SW846 6010B <sup>1</sup>	SW846 3050B <sup>2</sup>

(1) Instrument QC Batch: MA1989

(2) Prep QC Batch: MP3711

(a) All results reported on wet weight basis.

RL = Reporting Limit

## Report of Analysis

Page 1 of 3

<b>Client Sample ID:</b>	P1-0.8	<b>Date Sampled:</b>	07/12/11
<b>Lab Sample ID:</b>	C16957-36	<b>Date Received:</b>	07/13/11
<b>Matrix:</b>	SO - Soil	<b>Percent Solids:</b>	n/a <sup>a</sup>
<b>Method:</b>	SW846 8260B	<b>Project:</b> Romic Soil Investigation(Romic EPA) - 2081 Bay Road,East Palo Alto,CA	

Run #	File ID	DF	Analyzed	By	Prep Date	Prep Batch	Analytical Batch
Run #1	M25884.D	1	07/24/11	TN	n/a	n/a	VM825
Run #2							

Run #	Initial Weight
Run #1	6.90 g
Run #2	

## VOA 8260 List

CAS No.	Compound	Result	RL	MDL	Units	Q
67-64-1	Acetone	ND	72	14	ug/kg	
71-43-2	Benzene	ND	3.6	1.1	ug/kg	
108-86-1	Bromobenzene	ND	3.6	1.1	ug/kg	
74-97-5	Bromochloromethane	ND	3.6	1.1	ug/kg	
75-27-4	Bromodichloromethane	ND	3.6	0.72	ug/kg	
75-25-2	Bromoform	ND	3.6	0.72	ug/kg	
104-51-8	n-Butylbenzene	ND	3.6	1.1	ug/kg	
135-98-8	sec-Butylbenzene	ND	3.6	1.1	ug/kg	
98-06-6	tert-Butylbenzene	ND	3.6	1.1	ug/kg	
108-90-7	Chlorobenzene	ND	3.6	1.1	ug/kg	
75-00-3	Chloroethane	ND	3.6	1.1	ug/kg	
67-66-3	Chloroform	ND	3.6	1.1	ug/kg	
95-49-8	o-Chlorotoluene	ND	3.6	1.1	ug/kg	
106-43-4	p-Chlorotoluene	ND	3.6	1.1	ug/kg	
56-23-5	Carbon tetrachloride	ND	3.6	0.72	ug/kg	
75-34-3	1,1-Dichloroethane	ND	3.6	0.72	ug/kg	
75-35-4	1,1-Dichloroethylene	ND	3.6	1.1	ug/kg	
563-58-6	1,1-Dichloropropene	ND	3.6	1.1	ug/kg	
96-12-8	1,2-Dibromo-3-chloropropane	ND	3.6	0.72	ug/kg	
106-93-4	1,2-Dibromoethane	ND	3.6	0.72	ug/kg	
107-06-2	1,2-Dichloroethane	ND	3.6	1.1	ug/kg	
78-87-5	1,2-Dichloropropane	ND	3.6	1.1	ug/kg	
142-28-9	1,3-Dichloropropane	ND	3.6	1.1	ug/kg	
108-20-3	Di-Isopropyl ether	ND	3.6	1.1	ug/kg	
594-20-7	2,2-Dichloropropane	ND	3.6	1.1	ug/kg	
124-48-1	Dibromochloromethane	ND	3.6	0.72	ug/kg	
75-71-8	Dichlorodifluoromethane	ND	3.6	0.72	ug/kg	
156-59-2	cis-1,2-Dichloroethylene	ND	3.6	1.1	ug/kg	
10061-01-5	cis-1,3-Dichloropropene	ND	3.6	1.1	ug/kg	
541-73-1	m-Dichlorobenzene	ND	3.6	1.1	ug/kg	
95-50-1	o-Dichlorobenzene	ND	3.6	1.1	ug/kg	
106-46-7	p-Dichlorobenzene	ND	3.6	1.1	ug/kg	

ND = Not detected MDL - Method Detection Limit

RL = Reporting Limit

E = Indicates value exceeds calibration range

J = Indicates an estimated value

B = Indicates analyte found in associated method blank

N = Indicates presumptive evidence of a compound

## Report of Analysis

<b>Client Sample ID:</b>	P1-0.8	<b>Date Sampled:</b>	07/12/11
<b>Lab Sample ID:</b>	C16957-36	<b>Date Received:</b>	07/13/11
<b>Matrix:</b>	SO - Soil	<b>Percent Solids:</b>	n/a <sup>a</sup>
<b>Method:</b>	SW846 8260B	<b>Project:</b> Romc Soil Investigation(Romc EPA) - 2081 Bay Road,East Palo Alto,CA	

## VOA 8260 List

CAS No.	Compound	Result	RL	MDL	Units	Q
156-60-5	trans-1,2-Dichloroethylene	ND	3.6	1.1	ug/kg	
10061-02-6	trans-1,3-Dichloropropene	ND	3.6	1.1	ug/kg	
100-41-4	Ethylbenzene	ND	3.6	1.1	ug/kg	
637-92-3	Ethyl tert-Butyl Ether	ND	3.6	1.1	ug/kg	
591-78-6	2-Hexanone	ND	29	3.6	ug/kg	
87-68-3	Hexachlorobutadiene	ND	3.6	0.72	ug/kg	
98-82-8	Isopropylbenzene	ND	3.6	1.1	ug/kg	
99-87-6	p-Isopropyltoluene	ND	3.6	1.1	ug/kg	
108-10-1	4-Methyl-2-pentanone	ND	29	11	ug/kg	
74-83-9	Methyl bromide	ND	3.6	1.8	ug/kg	
74-87-3	Methyl chloride	ND	3.6	1.1	ug/kg	
74-95-3	Methylene bromide	ND	3.6	1.8	ug/kg	
75-09-2	Methylene chloride	ND	18	12	ug/kg	
78-93-3	Methyl ethyl ketone	ND	29	8.7	ug/kg	
1634-04-4	Methyl Tert Butyl Ether	ND	3.6	0.72	ug/kg	
91-20-3	Naphthalene	ND	3.6	1.1	ug/kg	
103-65-1	n-Propylbenzene	ND	3.6	1.1	ug/kg	
100-42-5	Styrene	ND	3.6	0.72	ug/kg	
994-05-8	Tert-Amyl Methyl Ether	ND	3.6	0.87	ug/kg	
75-65-0	Tert Butyl Alcohol	ND	29	7.2	ug/kg	
630-20-6	1,1,1,2-Tetrachloroethane	ND	3.6	0.72	ug/kg	
71-55-6	1,1,1-Trichloroethane	ND	3.6	1.1	ug/kg	
79-34-5	1,1,2,2-Tetrachloroethane	ND	3.6	0.72	ug/kg	
79-00-5	1,1,2-Trichloroethane	ND	3.6	0.72	ug/kg	
87-61-6	1,2,3-Trichlorobenzene	ND	3.6	1.1	ug/kg	
96-18-4	1,2,3-Trichloropropane	ND	3.6	1.1	ug/kg	
120-82-1	1,2,4-Trichlorobenzene	ND	3.6	1.1	ug/kg	
95-63-6	1,2,4-Trimethylbenzene	ND	3.6	1.1	ug/kg	
108-67-8	1,3,5-Trimethylbenzene	ND	3.6	1.1	ug/kg	
127-18-4	Tetrachloroethylene	ND	3.6	2.5	ug/kg	
108-88-3	Toluene	ND	3.6	1.1	ug/kg	
79-01-6	Trichloroethylene	ND	3.6	0.72	ug/kg	
75-69-4	Trichlorofluoromethane <sup>b</sup>	ND	3.6	0.87	ug/kg	
75-01-4	Vinyl chloride	ND	3.6	1.8	ug/kg	
1330-20-7	Xylene (total)	ND	7.2	2.9	ug/kg	

CAS No.	Surrogate Recoveries	Run# 1	Run# 2	Limits
1868-53-7	Dibromofluoromethane	113%		60-130%
2037-26-5	Toluene-D8	96%		60-130%

ND = Not detected MDL - Method Detection Limit

RL = Reporting Limit

E = Indicates value exceeds calibration range

J = Indicates an estimated value

B = Indicates analyte found in associated method blank

N = Indicates presumptive evidence of a compound

## Report of Analysis

<b>Client Sample ID:</b>	P1-0.8		
<b>Lab Sample ID:</b>	C16957-36	<b>Date Sampled:</b>	07/12/11
<b>Matrix:</b>	SO - Soil	<b>Date Received:</b>	07/13/11
<b>Method:</b>	SW846 8260B	<b>Percent Solids:</b>	n/a <sup>a</sup>
<b>Project:</b>	Romic Soil Investigation(Romic EPA) - 2081 Bay Road, East Palo Alto, CA		

### VOA 8260 List

CAS No.	Surrogate Recoveries	Run# 1	Run# 2	Limits
460-00-4	4-Bromofluorobenzene	107%		60-130%

- (a) All results reported on wet weight basis.
- (b) CCV outside of control limits (biased high); not detected in sample.

ND = Not detected      MDL - Method Detection Limit  
 RL = Reporting Limit  
 E = Indicates value exceeds calibration range

J = Indicates an estimated value  
 B = Indicates analyte found in associated method blank  
 N = Indicates presumptive evidence of a compound



## Report of Analysis

Page 1 of 3

<b>Client Sample ID:</b>	P1-0.8	<b>Date Sampled:</b>	07/12/11
<b>Lab Sample ID:</b>	C16957-36	<b>Date Received:</b>	07/13/11
<b>Matrix:</b>	SO - Soil	<b>Percent Solids:</b>	n/a <sup>a</sup>
<b>Method:</b>	SW846 8270C SW846 3550B	<b>Project:</b> Romic Soil Investigation(Romic EPA) - 2081 Bay Road, East Palo Alto, CA	

Run #	File ID	DF	Analyzed	By	Prep Date	Prep Batch	Analytical Batch
Run #1 <sup>b</sup>	Y8857.D	4	07/18/11	MT	07/16/11	OP4242	EY423
Run #2							

Run #	Initial Weight	Final Volume
Run #1	10.1 g	1.5 ml
Run #2		

## ABN Full List

CAS No.	Compound	Result	RL	MDL	Units	Q
65-85-0	Benzoic acid	ND	5900	5300	ug/kg	
95-57-8	2-Chlorophenol	ND	5900	4000	ug/kg	
59-50-7	4-Chloro-3-methyl phenol	ND	3000	2500	ug/kg	
120-83-2	2,4-Dichlorophenol	ND	3000	830	ug/kg	
105-67-9	2,4-Dimethylphenol	ND	3000	890	ug/kg	
51-28-5	2,4-Dinitrophenol	ND	15000	5000	ug/kg	
534-52-1	4,6-Dinitro-o-cresol	ND	12000	6100	ug/kg	
95-48-7	2-Methylphenol	ND	3000	1000	ug/kg	
	3&4-Methylphenol	ND	3000	890	ug/kg	
88-75-5	2-Nitrophenol	ND	3000	770	ug/kg	
100-02-7	4-Nitrophenol	ND	12000	7300	ug/kg	
87-86-5	Pentachlorophenol	ND	3000	2500	ug/kg	
108-95-2	Phenol	ND	12000	7700	ug/kg	
95-95-4	2,4,5-Trichlorophenol	ND	3000	710	ug/kg	
88-06-2	2,4,6-Trichlorophenol	ND	3000	950	ug/kg	
83-32-9	Acenaphthene	ND	5900	3000	ug/kg	
208-96-8	Acenaphthylene	ND	3000	1200	ug/kg	
62-53-3	Aniline	ND	3000	830	ug/kg	
120-12-7	Anthracene	ND	3000	590	ug/kg	
103-33-3	Azobenzene	ND	3000	1000	ug/kg	
92-87-5	Benzidine	ND	15000	4300	ug/kg	
56-55-3	Benzo(a)anthracene	ND	3000	420	ug/kg	
50-32-8	Benzo(a)pyrene	ND	3000	530	ug/kg	
205-99-2	Benzo(b)fluoranthene	ND	3000	360	ug/kg	
191-24-2	Benzo(g,h,i)perylene	ND	3000	890	ug/kg	
207-08-9	Benzo(k)fluoranthene	ND	3000	710	ug/kg	
101-55-3	4-Bromophenyl phenyl ether	ND	3000	890	ug/kg	
85-68-7	Butyl benzyl phthalate	ND	3000	650	ug/kg	
100-51-6	Benzyl Alcohol	ND	5900	950	ug/kg	
91-58-7	2-Chloronaphthalene	ND	3000	1100	ug/kg	
106-47-8	4-Chloroaniline	ND	3000	830	ug/kg	
86-74-8	Carbazole	ND	3000	480	ug/kg	

ND = Not detected MDL - Method Detection Limit

J = Indicates an estimated value

RL = Reporting Limit

B = Indicates analyte found in associated method blank

E = Indicates value exceeds calibration range

N = Indicates presumptive evidence of a compound

## Report of Analysis

<b>Client Sample ID:</b>	P1-0.8	<b>Date Sampled:</b>	07/12/11
<b>Lab Sample ID:</b>	C16957-36	<b>Date Received:</b>	07/13/11
<b>Matrix:</b>	SO - Soil	<b>Percent Solids:</b>	n/a <sup>a</sup>
<b>Method:</b>	SW846 8270C SW846 3550B		
<b>Project:</b>	Romic Soil Investigation(Romic EPA) - 2081 Bay Road,East Palo Alto,CA		

## ABN Full List

CAS No.	Compound	Result	RL	MDL	Units	Q
218-01-9	Chrysene	ND	3000	590	ug/kg	
111-91-1	bis(2-Chloroethoxy)methane	ND	3000	1100	ug/kg	
111-44-4	bis(2-Chloroethyl)ether	ND	3000	1400	ug/kg	
108-60-1	bis(2-Chloroisopropyl)ether	ND	3000	1600	ug/kg	
7005-72-3	4-Chlorophenyl phenyl ether	ND	3000	1100	ug/kg	
95-50-1	1,2-Dichlorobenzene	ND	3000	950	ug/kg	
541-73-1	1,3-Dichlorobenzene	ND	3000	890	ug/kg	
106-46-7	1,4-Dichlorobenzene	ND	3000	2500	ug/kg	
121-14-2	2,4-Dinitrotoluene	ND	3000	2700	ug/kg	
606-20-2	2,6-Dinitrotoluene	ND	5900	1900	ug/kg	
91-94-1	3,3'-Dichlorobenzidine	ND	15000	830	ug/kg	
53-70-3	Dibenzo(a,h)anthracene	ND	3000	770	ug/kg	
132-64-9	Dibenzofuran	ND	3000	950	ug/kg	
122-39-4	Diphenylamine	ND	3000	710	ug/kg	
84-74-2	Di-n-butyl phthalate	ND	3000	590	ug/kg	
117-84-0	Di-n-octyl phthalate	ND	3000	770	ug/kg	
84-66-2	Diethyl phthalate	ND	3000	1000	ug/kg	
131-11-3	Dimethyl phthalate	ND	3000	1100	ug/kg	
117-81-7	bis(2-Ethylhexyl)phthalate	ND	3000	1300	ug/kg	
206-44-0	Fluoranthene	ND	3000	590	ug/kg	
86-73-7	Fluorene	ND	3000	1100	ug/kg	
118-74-1	Hexachlorobenzene	ND	3000	770	ug/kg	
87-68-3	Hexachlorobutadiene	ND	3000	1100	ug/kg	
77-47-4	Hexachlorocyclopentadiene	ND	3000	830	ug/kg	
67-72-1	Hexachloroethane	ND	3000	950	ug/kg	
193-39-5	Indeno(1,2,3-cd)pyrene	ND	3000	830	ug/kg	
78-59-1	Isophorone	ND	3000	1000	ug/kg	
90-12-0	1-Methylnaphthalene	ND	3000	950	ug/kg	
91-57-6	2-Methylnaphthalene	ND	3000	950	ug/kg	
88-74-4	2-Nitroaniline	ND	3000	710	ug/kg	
99-09-2	3-Nitroaniline	ND	3000	710	ug/kg	
100-01-6	4-Nitroaniline	ND	3000	1800	ug/kg	
91-20-3	Naphthalene	ND	3000	1000	ug/kg	
98-95-3	Nitrobenzene	ND	3000	950	ug/kg	
62-75-9	N-Nitrosodimethylamine	ND	30000	13000	ug/kg	
621-64-7	N-Nitroso-di-n-propylamine	ND	5900	3300	ug/kg	
85-01-8	Phenanthrene	ND	3000	650	ug/kg	
129-00-0	Pyrene	ND	5900	4000	ug/kg	
110-86-1	Pyridine	ND	12000	1300	ug/kg	
120-82-1	1,2,4-Trichlorobenzene	ND	3000	2000	ug/kg	

ND = Not detected MDL - Method Detection Limit

RL = Reporting Limit

E = Indicates value exceeds calibration range

J = Indicates an estimated value

B = Indicates analyte found in associated method blank

N = Indicates presumptive evidence of a compound

## Report of Analysis

<b>Client Sample ID:</b>	P1-0.8		
<b>Lab Sample ID:</b>	C16957-36	<b>Date Sampled:</b>	07/12/11
<b>Matrix:</b>	SO - Soil	<b>Date Received:</b>	07/13/11
<b>Method:</b>	SW846 8270C SW846 3550B	<b>Percent Solids:</b>	n/a <sup>a</sup>
<b>Project:</b>	Romic Soil Investigation(Romic EPA) - 2081 Bay Road, East Palo Alto, CA		

**ABN Full List**

CAS No.	Surrogate Recoveries	Run# 1	Run# 2	Limits
367-12-4	2-Fluorophenol	75%		20-100%
4165-62-2	Phenol-d5	80%		20-100%
118-79-6	2,4,6-Tribromophenol	84%		30-100%
4165-60-0	Nitrobenzene-d5	77%		20-100%
321-60-8	2-Fluorobiphenyl	79%		20-106%
1718-51-0	Terphenyl-d14	113%		55-130%

- (a) All results reported on wet weight basis.
- (b) Dilution required due to matrix interference; extract was viscous and non-target Hydrocarbons.

---

ND = Not detected	MDL - Method Detection Limit	J = Indicates an estimated value
RL = Reporting Limit		B = Indicates analyte found in associated method blank
E = Indicates value exceeds calibration range		N = Indicates presumptive evidence of a compound

## Report of Analysis

<b>Client Sample ID:</b> P1-0.8		<b>Date Sampled:</b> 07/12/11
<b>Lab Sample ID:</b> C16957-36		<b>Date Received:</b> 07/13/11
<b>Matrix:</b> SO - Soil		<b>Percent Solids:</b> n/a <sup>a</sup>
<b>Method:</b> SW846 8015B		
<b>Project:</b> Romic Soil Investigation(Romic EPA) - 2081 Bay Road, East Palo Alto, CA		

Run #	File ID	DF	Analyzed	By	Prep Date	Prep Batch	Analytical Batch
Run #1	JK21212.D	1	07/23/11	TT	n/a	n/a	GJK878
Run #2							

Run #	Initial Weight
Run #1	5.07 g
Run #2	

**TPH Volatiles**

CAS No.	Compound	Result	RL	MDL	Units	Q
	TPH-GRO (C6-C10)	ND	0.099	0.049	mg/kg	
CAS No.	Surrogate Recoveries	Run# 1	Run# 2	Limits		
98-08-8	aaa-Trifluorotoluene	88%		60-157%		

(a) All results reported on wet weight basis.

ND = Not detected      MDL - Method Detection Limit  
 RL = Reporting Limit  
 E = Indicates value exceeds calibration range

J = Indicates an estimated value  
 B = Indicates analyte found in associated method blank  
 N = Indicates presumptive evidence of a compound

## Report of Analysis

Page 1 of 1

<b>Client Sample ID:</b>	P1-0.8	
<b>Lab Sample ID:</b>	C16957-36	<b>Date Sampled:</b> 07/12/11
<b>Matrix:</b>	SO - Soil	<b>Date Received:</b> 07/13/11
<b>Method:</b>	SW846 8081A SW846 3545A	<b>Percent Solids:</b> n/a <sup>a</sup>
<b>Project:</b>	Romic Soil Investigation(Romic EPA) - 2081 Bay Road, East Palo Alto, CA	

Run #	File ID	DF	Analyzed	By	Prep Date	Prep Batch	Analytical Batch
Run #1 <sup>b</sup>	OO22724.D	20	07/26/11	RV	07/15/11	OP4230	G00727
Run #2							

Run #	Initial Weight	Final Volume
Run #1	10.1 g	10.0 ml
Run #2		

## Pesticide PPL List

CAS No.	Compound	Result	RL	MDL	Units	Q
309-00-2	Aldrin	ND	500	200	ug/kg	
319-84-6	alpha-BHC	ND	500	220	ug/kg	
319-85-7	beta-BHC	ND	500	69	ug/kg	
319-86-8	delta-BHC	ND	500	69	ug/kg	
58-89-9	gamma-BHC (Lindane)	ND	500	150	ug/kg	
12789-03-6	Chlordane	ND	2000	2000	ug/kg	
60-57-1	Dieldrin	ND	500	59	ug/kg	
72-54-8	4,4' -DDD	ND	500	69	ug/kg	
72-55-9	4,4' -DDE	ND	500	59	ug/kg	
50-29-3	4,4' -DDT	ND	500	59	ug/kg	
72-20-8	Endrin	ND	500	59	ug/kg	
7421-93-4	Endrin aldehyde	ND	500	120	ug/kg	
959-98-8	Endosulfan-I	ND	500	69	ug/kg	
33213-65-9	Endosulfan-II	ND	500	69	ug/kg	
1031-07-8	Endosulfan sulfate	ND	500	160	ug/kg	
76-44-8	Heptachlor	ND	500	120	ug/kg	
1024-57-3	Heptachlor epoxide	ND	500	79	ug/kg	
72-43-5	Methoxychlor	ND	500	69	ug/kg	
8001-35-2	Toxaphene	ND	2000	2000	ug/kg	

CAS No.	Surrogate Recoveries	Run# 1	Run# 2	Limits
877-09-8	Tetrachloro-m-xylene	75%		35-132%
877-09-8	Tetrachloro-m-xylene	90%		35-132%
2051-24-3	Decachlorobiphenyl	92%		35-132%
2051-24-3	Decachlorobiphenyl	94%		35-132%

(a) All results reported on wet weight basis.

(b) Reporting limits raised due to high concentration of PCB (Aroclor 1260) and non-target Hydrocarbons.

ND = Not detected MDL - Method Detection Limit

RL = Reporting Limit

E = Indicates value exceeds calibration range

J = Indicates an estimated value

B = Indicates analyte found in associated method blank

N = Indicates presumptive evidence of a compound

## Report of Analysis

<b>Client Sample ID:</b>	P1-0.8	
<b>Lab Sample ID:</b>	C16957-36	<b>Date Sampled:</b> 07/12/11
<b>Matrix:</b>	SO - Soil	<b>Date Received:</b> 07/13/11
<b>Method:</b>	SW846 8082 SW846 3545A	<b>Percent Solids:</b> n/a <sup>a</sup>
<b>Project:</b>	Romic Soil Investigation(Romic EPA) - 2081 Bay Road, East Palo Alto, CA	

Run #1	File ID	DF	Analyzed	By	Prep Date	Prep Batch	Analytical Batch
Run #1	PP20069.D	1	07/17/11	RV	07/15/11	OP4231	GPP685
Run #2							

Run #1	Initial Weight	Final Volume
Run #1	10.1 g	10.0 ml
Run #2		

## PCB List

CAS No.	Compound	Result	RL	MDL	Units	Q
12674-11-2	Aroclor 1016	ND	99	17	ug/kg	
11104-28-2	Aroclor 1221	ND	99	50	ug/kg	
11141-16-5	Aroclor 1232	ND	99	50	ug/kg	
53469-21-9	Aroclor 1242	ND	99	50	ug/kg	
12672-29-6	Aroclor 1248	138	99	50	ug/kg	
11097-69-1	Aroclor 1254	154	99	50	ug/kg	
11096-82-5	Aroclor 1260 <sup>b</sup>	86.2	99	20	ug/kg	J

CAS No.	Surrogate Recoveries	Run# 1	Run# 2	Limits
877-09-8	Tetrachloro-m-xylene	62%		45-108%
877-09-8	Tetrachloro-m-xylene	55%		45-108%
2051-24-3	Decachlorobiphenyl	87%		54-121%
2051-24-3	Decachlorobiphenyl	70%		54-121%

(a) All results reported on wet weight basis.

(b) Estimated value due to the presence of multiple overlapping Aroclor patterns.

ND = Not detected      MDL - Method Detection Limit  
 RL = Reporting Limit  
 E = Indicates value exceeds calibration range

J = Indicates an estimated value  
 B = Indicates analyte found in associated method blank  
 N = Indicates presumptive evidence of a compound

## Report of Analysis

<b>Client Sample ID:</b>	P1-0.8	
<b>Lab Sample ID:</b>	C16957-36	<b>Date Sampled:</b> 07/12/11
<b>Matrix:</b>	SO - Soil	<b>Date Received:</b> 07/13/11
<b>Method:</b>	SW846 8015B M SW846 3545A	<b>Percent Solids:</b> n/a <sup>a</sup>
<b>Project:</b>	Romic Soil Investigation(Romic EPA) - 2081 Bay Road, East Palo Alto, CA	

	File ID	DF	Analyzed	By	Prep Date	Prep Batch	Analytical Batch
Run #1	HH15513.D	3	07/26/11	JH	07/18/11	OP4249	GHH530
Run #2							

	Initial Weight	Final Volume
Run #1	10.0 g	1.5 ml
Run #2		

## TPH Extractable w/ Silica Gel Cleanup

CAS No.	Compound	Result	RL	MDL	Units	Q
	TPH (C10-C28)	134	45	23	mg/kg	
	TPH (> C28-C40)	358	90	45	mg/kg	

CAS No.	Surrogate Recoveries	Run# 1	Run# 2	Limits
630-01-3	Hexacosane	80%		45-140%

(a) All results reported on wet weight basis.

ND = Not detected      MDL - Method Detection Limit  
 RL = Reporting Limit  
 E = Indicates value exceeds calibration range

J = Indicates an estimated value  
 B = Indicates analyte found in associated method blank  
 N = Indicates presumptive evidence of a compound

## Report of Analysis

<b>Client Sample ID:</b> P1-0.8		<b>Date Sampled:</b> 07/12/11
<b>Lab Sample ID:</b> C16957-36		<b>Date Received:</b> 07/13/11
<b>Matrix:</b> SO - Soil		<b>Percent Solids:</b> n/a <sup>a</sup>
<b>Project:</b> Romic Soil Investigation(Romic EPA) - 2081 Bay Road,East Palo Alto,CA		

**Metals Analysis**

Analyte	Result	RL	Units	DF	Prep	Analyzed By	Method	Prep Method
Antimony	2.1	1.9	mg/kg	1	07/15/11	07/19/11 PH	SW846 6010B <sup>1</sup>	SW846 3050B <sup>3</sup>
Arsenic	5.6	1.9	mg/kg	1	07/15/11	07/19/11 PH	SW846 6010B <sup>1</sup>	SW846 3050B <sup>3</sup>
Barium	102	19	mg/kg	1	07/15/11	07/19/11 PH	SW846 6010B <sup>1</sup>	SW846 3050B <sup>3</sup>
Beryllium	< 0.93	0.93	mg/kg	1	07/15/11	07/19/11 PH	SW846 6010B <sup>1</sup>	SW846 3050B <sup>3</sup>
Cadmium	1.8	0.93	mg/kg	1	07/15/11	07/19/11 PH	SW846 6010B <sup>1</sup>	SW846 3050B <sup>3</sup>
Chromium	58.9	0.93	mg/kg	1	07/15/11	07/19/11 PH	SW846 6010B <sup>1</sup>	SW846 3050B <sup>3</sup>
Cobalt	19.6	0.93	mg/kg	1	07/15/11	07/19/11 PH	SW846 6010B <sup>1</sup>	SW846 3050B <sup>3</sup>
Copper	48.4	2.3	mg/kg	1	07/15/11	07/19/11 PH	SW846 6010B <sup>1</sup>	SW846 3050B <sup>3</sup>
Lead	17.5	1.9	mg/kg	1	07/15/11	07/19/11 PH	SW846 6010B <sup>1</sup>	SW846 3050B <sup>3</sup>
Mercury	0.14	0.038	mg/kg	1	07/18/11	07/19/11 RW	SW846 7471A <sup>2</sup>	SW846 7471A <sup>4</sup>
Molybdenum	< 1.9	1.9	mg/kg	1	07/15/11	07/19/11 PH	SW846 6010B <sup>1</sup>	SW846 3050B <sup>3</sup>
Nickel	61.9	0.93	mg/kg	1	07/15/11	07/19/11 PH	SW846 6010B <sup>1</sup>	SW846 3050B <sup>3</sup>
Selenium	< 1.9	1.9	mg/kg	1	07/15/11	07/19/11 PH	SW846 6010B <sup>1</sup>	SW846 3050B <sup>3</sup>
Silver	< 0.93	0.93	mg/kg	1	07/15/11	07/19/11 PH	SW846 6010B <sup>1</sup>	SW846 3050B <sup>3</sup>
Thallium	< 1.9	1.9	mg/kg	1	07/15/11	07/19/11 PH	SW846 6010B <sup>1</sup>	SW846 3050B <sup>3</sup>
Vanadium	56.2	0.93	mg/kg	1	07/15/11	07/19/11 PH	SW846 6010B <sup>1</sup>	SW846 3050B <sup>3</sup>
Zinc	78.9	1.9	mg/kg	1	07/15/11	07/19/11 PH	SW846 6010B <sup>1</sup>	SW846 3050B <sup>3</sup>

- (1) Instrument QC Batch: MA1989
- (2) Instrument QC Batch: MA1994
- (3) Prep QC Batch: MP3711
- (4) Prep QC Batch: MP3713

(a) All results reported on wet weight basis.

RL = Reporting Limit



## Report of Analysis

Page 1 of 3

<b>Client Sample ID:</b>	P1-3.9	<b>Date Sampled:</b>	07/12/11
<b>Lab Sample ID:</b>	C16957-37	<b>Date Received:</b>	07/13/11
<b>Matrix:</b>	SO - Soil	<b>Percent Solids:</b>	n/a <sup>a</sup>
<b>Method:</b>	SW846 8260B	<b>Project:</b> Romic Soil Investigation(Romic EPA) - 2081 Bay Road, East Palo Alto, CA	

Run #1	File ID	DF	Analyzed	By	Prep Date	Prep Batch	Analytical Batch
Run #1	M25885.D	1	07/24/11	TN	n/a	n/a	VM825
Run #2							

Run #1	Initial Weight
Run #1	5.91 g
Run #2	

## VOA 8260 List

CAS No.	Compound	Result	RL	MDL	Units	Q
67-64-1	Acetone	18.9	85	17	ug/kg	J
71-43-2	Benzene	ND	4.2	1.3	ug/kg	
108-86-1	Bromobenzene	ND	4.2	1.3	ug/kg	
74-97-5	Bromochloromethane	ND	4.2	1.3	ug/kg	
75-27-4	Bromodichloromethane	ND	4.2	0.85	ug/kg	
75-25-2	Bromoform	ND	4.2	0.85	ug/kg	
104-51-8	n-Butylbenzene	ND	4.2	1.3	ug/kg	
135-98-8	sec-Butylbenzene	ND	4.2	1.3	ug/kg	
98-06-6	tert-Butylbenzene	ND	4.2	1.3	ug/kg	
108-90-7	Chlorobenzene	ND	4.2	1.3	ug/kg	
75-00-3	Chloroethane	ND	4.2	1.3	ug/kg	
67-66-3	Chloroform	ND	4.2	1.3	ug/kg	
95-49-8	o-Chlorotoluene	ND	4.2	1.3	ug/kg	
106-43-4	p-Chlorotoluene	ND	4.2	1.3	ug/kg	
56-23-5	Carbon tetrachloride	ND	4.2	0.85	ug/kg	
75-34-3	1,1-Dichloroethane	ND	4.2	0.85	ug/kg	
75-35-4	1,1-Dichloroethylene	ND	4.2	1.3	ug/kg	
563-58-6	1,1-Dichloropropene	ND	4.2	1.3	ug/kg	
96-12-8	1,2-Dibromo-3-chloropropane	ND	4.2	0.85	ug/kg	
106-93-4	1,2-Dibromoethane	ND	4.2	0.85	ug/kg	
107-06-2	1,2-Dichloroethane	ND	4.2	1.3	ug/kg	
78-87-5	1,2-Dichloropropane	ND	4.2	1.3	ug/kg	
142-28-9	1,3-Dichloropropane	ND	4.2	1.3	ug/kg	
108-20-3	Di-Isopropyl ether	ND	4.2	1.3	ug/kg	
594-20-7	2,2-Dichloropropane	ND	4.2	1.3	ug/kg	
124-48-1	Dibromochloromethane	ND	4.2	0.85	ug/kg	
75-71-8	Dichlorodifluoromethane	ND	4.2	0.85	ug/kg	
156-59-2	cis-1,2-Dichloroethylene	ND	4.2	1.3	ug/kg	
10061-01-5	cis-1,3-Dichloropropene	ND	4.2	1.3	ug/kg	
541-73-1	m-Dichlorobenzene	ND	4.2	1.3	ug/kg	
95-50-1	o-Dichlorobenzene	ND	4.2	1.3	ug/kg	
106-46-7	p-Dichlorobenzene	ND	4.2	1.3	ug/kg	

ND = Not detected MDL - Method Detection Limit

RL = Reporting Limit

E = Indicates value exceeds calibration range

J = Indicates an estimated value

B = Indicates analyte found in associated method blank

N = Indicates presumptive evidence of a compound

## Report of Analysis

<b>Client Sample ID:</b>	P1-3.9	<b>Date Sampled:</b>	07/12/11
<b>Lab Sample ID:</b>	C16957-37	<b>Date Received:</b>	07/13/11
<b>Matrix:</b>	SO - Soil	<b>Percent Solids:</b>	n/a <sup>a</sup>
<b>Method:</b>	SW846 8260B	<b>Project:</b> Romc Soil Investigation(Romc EPA) - 2081 Bay Road,East Palo Alto,CA	

## VOA 8260 List

CAS No.	Compound	Result	RL	MDL	Units	Q
156-60-5	trans-1,2-Dichloroethylene	ND	4.2	1.3	ug/kg	
10061-02-6	trans-1,3-Dichloropropene	ND	4.2	1.3	ug/kg	
100-41-4	Ethylbenzene	ND	4.2	1.3	ug/kg	
637-92-3	Ethyl tert-Butyl Ether	ND	4.2	1.3	ug/kg	
591-78-6	2-Hexanone	ND	34	4.2	ug/kg	
87-68-3	Hexachlorobutadiene	ND	4.2	0.85	ug/kg	
98-82-8	Isopropylbenzene	ND	4.2	1.3	ug/kg	
99-87-6	p-Isopropyltoluene	ND	4.2	1.3	ug/kg	
108-10-1	4-Methyl-2-pentanone	ND	34	13	ug/kg	
74-83-9	Methyl bromide	ND	4.2	2.1	ug/kg	
74-87-3	Methyl chloride	ND	4.2	1.3	ug/kg	
74-95-3	Methylene bromide	ND	4.2	2.1	ug/kg	
75-09-2	Methylene chloride	ND	21	14	ug/kg	
78-93-3	Methyl ethyl ketone	ND	34	10	ug/kg	
1634-04-4	Methyl Tert Butyl Ether	ND	4.2	0.85	ug/kg	
91-20-3	Naphthalene	ND	4.2	1.3	ug/kg	
103-65-1	n-Propylbenzene	ND	4.2	1.3	ug/kg	
100-42-5	Styrene	ND	4.2	0.85	ug/kg	
994-05-8	Tert-Amyl Methyl Ether	ND	4.2	1.0	ug/kg	
75-65-0	Tert Butyl Alcohol	ND	34	8.5	ug/kg	
630-20-6	1,1,1,2-Tetrachloroethane	ND	4.2	0.85	ug/kg	
71-55-6	1,1,1-Trichloroethane	ND	4.2	1.3	ug/kg	
79-34-5	1,1,2,2-Tetrachloroethane	ND	4.2	0.85	ug/kg	
79-00-5	1,1,2-Trichloroethane	ND	4.2	0.85	ug/kg	
87-61-6	1,2,3-Trichlorobenzene	ND	4.2	1.3	ug/kg	
96-18-4	1,2,3-Trichloropropane	ND	4.2	1.3	ug/kg	
120-82-1	1,2,4-Trichlorobenzene	ND	4.2	1.3	ug/kg	
95-63-6	1,2,4-Trimethylbenzene	ND	4.2	1.3	ug/kg	
108-67-8	1,3,5-Trimethylbenzene	ND	4.2	1.3	ug/kg	
127-18-4	Tetrachloroethylene	ND	4.2	3.0	ug/kg	
108-88-3	Toluene	ND	4.2	1.3	ug/kg	
79-01-6	Trichloroethylene	ND	4.2	0.85	ug/kg	
75-69-4	Trichlorofluoromethane <sup>b</sup>	ND	4.2	1.0	ug/kg	
75-01-4	Vinyl chloride	ND	4.2	2.1	ug/kg	
1330-20-7	Xylene (total)	ND	8.5	3.4	ug/kg	

CAS No.	Surrogate Recoveries	Run# 1	Run# 2	Limits
1868-53-7	Dibromofluoromethane	112%		60-130%
2037-26-5	Toluene-D8	96%		60-130%

ND = Not detected MDL - Method Detection Limit

RL = Reporting Limit

E = Indicates value exceeds calibration range

J = Indicates an estimated value

B = Indicates analyte found in associated method blank

N = Indicates presumptive evidence of a compound

**Report of Analysis**

<b>Client Sample ID:</b>	P1-3.9		
<b>Lab Sample ID:</b>	C16957-37	<b>Date Sampled:</b>	07/12/11
<b>Matrix:</b>	SO - Soil	<b>Date Received:</b>	07/13/11
<b>Method:</b>	SW846 8260B	<b>Percent Solids:</b>	n/a <sup>a</sup>
<b>Project:</b>	Romic Soil Investigation(Romic EPA) - 2081 Bay Road, East Palo Alto, CA		

**VOA 8260 List**

CAS No.	Surrogate Recoveries	Run# 1	Run# 2	Limits
460-00-4	4-Bromofluorobenzene	114%		60-130%

(a) All results reported on wet weight basis.

(b) CCV outside of control limits (biased high); not detected in sample.

ND = Not detected      MDL - Method Detection Limit  
 RL = Reporting Limit  
 E = Indicates value exceeds calibration range

J = Indicates an estimated value  
 B = Indicates analyte found in associated method blank  
 N = Indicates presumptive evidence of a compound

## Report of Analysis

<b>Client Sample ID:</b>	P1-3.9	
<b>Lab Sample ID:</b>	C16957-37	<b>Date Sampled:</b> 07/12/11
<b>Matrix:</b>	SO - Soil	<b>Date Received:</b> 07/13/11
<b>Method:</b>	SW846 8015B	<b>Percent Solids:</b> n/a <sup>a</sup>
<b>Project:</b>	Romic Soil Investigation(Romic EPA) - 2081 Bay Road, East Palo Alto, CA	

	File ID	DF	Analyzed	By	Prep Date	Prep Batch	Analytical Batch
Run #1	JK21213.D	1	07/23/11	TT	n/a	n/a	GJK878
Run #2							

	Initial Weight
Run #1	5.25 g
Run #2	

### TPH Volatiles

CAS No.	Compound	Result	RL	MDL	Units	Q
	TPH-GRO (C6-C10)	ND	0.095	0.048	mg/kg	
CAS No.	Surrogate Recoveries	Run# 1	Run# 2	Limits		
98-08-8	aaa-Trifluorotoluene	89%		60-157%		

(a) All results reported on wet weight basis.

ND = Not detected      MDL - Method Detection Limit  
 RL = Reporting Limit  
 E = Indicates value exceeds calibration range

J = Indicates an estimated value  
 B = Indicates analyte found in associated method blank  
 N = Indicates presumptive evidence of a compound

### Report of Analysis

<b>Client Sample ID:</b>	P1-3.9	
<b>Lab Sample ID:</b>	C16957-37	<b>Date Sampled:</b> 07/12/11
<b>Matrix:</b>	SO - Soil	<b>Date Received:</b> 07/13/11
<b>Method:</b>	SW846 8015B M SW846 3545A	<b>Percent Solids:</b> n/a <sup>a</sup>
<b>Project:</b>	Romic Soil Investigation(Romic EPA) - 2081 Bay Road, East Palo Alto, CA	

Run #	File ID	DF	Analyzed	By	Prep Date	Prep Batch	Analytical Batch
Run #1	HH15514.D	2	07/26/11	JH	07/18/11	OP4249	GHH530
Run #2							

Run #	Initial Weight	Final Volume
Run #1	10.1 g	1.0 ml
Run #2		

**TPH Extractable w/ Silica Gel Cleanup**

CAS No.	Compound	Result	RL	MDL	Units	Q
	TPH (C10-C28)	102	20	9.9	mg/kg	
	TPH (> C28-C40)	215	40	20	mg/kg	

CAS No.	Surrogate Recoveries	Run# 1	Run# 2	Limits
630-01-3	Hexacosane	75%		45-140%

(a) All results reported on wet weight basis.

ND = Not detected      MDL - Method Detection Limit  
 RL = Reporting Limit  
 E = Indicates value exceeds calibration range

J = Indicates an estimated value  
 B = Indicates analyte found in associated method blank  
 N = Indicates presumptive evidence of a compound

## Report of Analysis

<b>Client Sample ID:</b>	P1-3.9	<b>Date Sampled:</b>	07/12/11
<b>Lab Sample ID:</b>	C16957-37	<b>Date Received:</b>	07/13/11
<b>Matrix:</b>	SO - Soil	<b>Percent Solids:</b>	n/a <sup>a</sup>
<b>Project:</b>	Romic Soil Investigation(Romic EPA) - 2081 Bay Road, East Palo Alto, CA		

### Metals Analysis

Analyte	Result	RL	Units	DF	Prep	Analyzed By	Method	Prep Method
Cadmium	1.5	0.91	mg/kg	1	07/15/11	07/19/11 PH	SW846 6010B <sup>1</sup>	SW846 3050B <sup>2</sup>
Chromium	57.2	0.91	mg/kg	1	07/15/11	07/19/11 PH	SW846 6010B <sup>1</sup>	SW846 3050B <sup>2</sup>
Lead	43.0	1.8	mg/kg	1	07/15/11	07/19/11 PH	SW846 6010B <sup>1</sup>	SW846 3050B <sup>2</sup>

(1) Instrument QC Batch: MA1989

(2) Prep QC Batch: MP3711

(a) All results reported on wet weight basis.

RL = Reporting Limit

## Report of Analysis

Page 1 of 3

<b>Client Sample ID:</b>	P1-3.9	<b>Date Sampled:</b>	07/12/11
<b>Lab Sample ID:</b>	C16957-37A	<b>Date Received:</b>	07/13/11
<b>Matrix:</b>	SO - Soil	<b>Percent Solids:</b>	n/a <sup>a</sup>
<b>Method:</b>	SW846 8260B	<b>Project:</b> Romic Soil Investigation(Romic EPA) - 2081 Bay Road, East Palo Alto, CA	

Run #1	File ID	DF	Analyzed	By	Prep Date	Prep Batch	Analytical Batch
Run #1	M25912.D	1	07/25/11	TN	n/a	n/a	VM826
Run #2							

Run #1	Initial Weight
Run #1	6.11 g
Run #2	

## VOA 8260 List

CAS No.	Compound	Result	RL	MDL	Units	Q
67-64-1	Acetone	20.0	82	16	ug/kg	J
71-43-2	Benzene	ND	4.1	1.2	ug/kg	
108-86-1	Bromobenzene	ND	4.1	1.2	ug/kg	
74-97-5	Bromochloromethane	ND	4.1	1.2	ug/kg	
75-27-4	Bromodichloromethane <sup>b</sup>	ND	4.1	0.82	ug/kg	
75-25-2	Bromoform	ND	4.1	0.82	ug/kg	
104-51-8	n-Butylbenzene	ND	4.1	1.2	ug/kg	
135-98-8	sec-Butylbenzene	ND	4.1	1.2	ug/kg	
98-06-6	tert-Butylbenzene	ND	4.1	1.2	ug/kg	
108-90-7	Chlorobenzene	ND	4.1	1.2	ug/kg	
75-00-3	Chloroethane	ND	4.1	1.2	ug/kg	
67-66-3	Chloroform	ND	4.1	1.2	ug/kg	
95-49-8	o-Chlorotoluene	ND	4.1	1.2	ug/kg	
106-43-4	p-Chlorotoluene	ND	4.1	1.2	ug/kg	
56-23-5	Carbon tetrachloride	ND	4.1	0.82	ug/kg	
75-34-3	1,1-Dichloroethane	ND	4.1	0.82	ug/kg	
75-35-4	1,1-Dichloroethylene	ND	4.1	1.2	ug/kg	
563-58-6	1,1-Dichloropropene	ND	4.1	1.2	ug/kg	
96-12-8	1,2-Dibromo-3-chloropropane	ND	4.1	0.82	ug/kg	
106-93-4	1,2-Dibromoethane	ND	4.1	0.82	ug/kg	
107-06-2	1,2-Dichloroethane	ND	4.1	1.2	ug/kg	
78-87-5	1,2-Dichloropropane	ND	4.1	1.2	ug/kg	
142-28-9	1,3-Dichloropropane	ND	4.1	1.2	ug/kg	
108-20-3	Di-Isopropyl ether	ND	4.1	1.2	ug/kg	
594-20-7	2,2-Dichloropropane	ND	4.1	1.2	ug/kg	
124-48-1	Dibromochloromethane	ND	4.1	0.82	ug/kg	
75-71-8	Dichlorodifluoromethane	ND	4.1	0.82	ug/kg	
156-59-2	cis-1,2-Dichloroethylene	ND	4.1	1.2	ug/kg	
10061-01-5	cis-1,3-Dichloropropene	ND	4.1	1.2	ug/kg	
541-73-1	m-Dichlorobenzene	ND	4.1	1.2	ug/kg	
95-50-1	o-Dichlorobenzene	ND	4.1	1.2	ug/kg	
106-46-7	p-Dichlorobenzene	ND	4.1	1.2	ug/kg	

ND = Not detected MDL - Method Detection Limit

RL = Reporting Limit

E = Indicates value exceeds calibration range

J = Indicates an estimated value

B = Indicates analyte found in associated method blank

N = Indicates presumptive evidence of a compound

## Report of Analysis

<b>Client Sample ID:</b>	P1-3.9	<b>Date Sampled:</b>	07/12/11
<b>Lab Sample ID:</b>	C16957-37A	<b>Date Received:</b>	07/13/11
<b>Matrix:</b>	SO - Soil	<b>Percent Solids:</b>	n/a <sup>a</sup>
<b>Method:</b>	SW846 8260B	<b>Project:</b> Romic Soil Investigation(Romic EPA) - 2081 Bay Road,East Palo Alto,CA	

## VOA 8260 List

CAS No.	Compound	Result	RL	MDL	Units	Q
156-60-5	trans-1,2-Dichloroethylene	ND	4.1	1.2	ug/kg	
10061-02-6	trans-1,3-Dichloropropene	ND	4.1	1.2	ug/kg	
100-41-4	Ethylbenzene	ND	4.1	1.2	ug/kg	
637-92-3	Ethyl tert-Butyl Ether	ND	4.1	1.2	ug/kg	
591-78-6	2-Hexanone	ND	33	4.1	ug/kg	
87-68-3	Hexachlorobutadiene	ND	4.1	0.82	ug/kg	
98-82-8	Isopropylbenzene	ND	4.1	1.2	ug/kg	
99-87-6	p-Isopropyltoluene	ND	4.1	1.2	ug/kg	
108-10-1	4-Methyl-2-pentanone	ND	33	12	ug/kg	
74-83-9	Methyl bromide	ND	4.1	2.0	ug/kg	
74-87-3	Methyl chloride	ND	4.1	1.2	ug/kg	
74-95-3	Methylene bromide	ND	4.1	2.0	ug/kg	
75-09-2	Methylene chloride	ND	20	13	ug/kg	
78-93-3	Methyl ethyl ketone	ND	33	9.8	ug/kg	
1634-04-4	Methyl Tert Butyl Ether	ND	4.1	0.82	ug/kg	
91-20-3	Naphthalene	ND	4.1	1.2	ug/kg	
103-65-1	n-Propylbenzene	ND	4.1	1.2	ug/kg	
100-42-5	Styrene	ND	4.1	0.82	ug/kg	
994-05-8	Tert-Amyl Methyl Ether	ND	4.1	0.98	ug/kg	
75-65-0	Tert Butyl Alcohol <sup>b</sup>	ND	33	8.2	ug/kg	
630-20-6	1,1,1,2-Tetrachloroethane	ND	4.1	0.82	ug/kg	
71-55-6	1,1,1-Trichloroethane	ND	4.1	1.2	ug/kg	
79-34-5	1,1,2,2-Tetrachloroethane	ND	4.1	0.82	ug/kg	
79-00-5	1,1,2-Trichloroethane	ND	4.1	0.82	ug/kg	
87-61-6	1,2,3-Trichlorobenzene	ND	4.1	1.2	ug/kg	
96-18-4	1,2,3-Trichloropropane	ND	4.1	1.2	ug/kg	
120-82-1	1,2,4-Trichlorobenzene	ND	4.1	1.2	ug/kg	
95-63-6	1,2,4-Trimethylbenzene	ND	4.1	1.2	ug/kg	
108-67-8	1,3,5-Trimethylbenzene	ND	4.1	1.2	ug/kg	
127-18-4	Tetrachloroethylene	ND	4.1	2.9	ug/kg	
108-88-3	Toluene	ND	4.1	1.2	ug/kg	
79-01-6	Trichloroethylene	ND	4.1	0.82	ug/kg	
75-69-4	Trichlorofluoromethane	ND	4.1	0.98	ug/kg	
75-01-4	Vinyl chloride	ND	4.1	2.0	ug/kg	
1330-20-7	Xylene (total)	ND	8.2	3.3	ug/kg	

CAS No.	Surrogate Recoveries	Run# 1	Run# 2	Limits
1868-53-7	Dibromofluoromethane	98%		60-130%
2037-26-5	Toluene-D8	94%		60-130%

ND = Not detected MDL - Method Detection Limit

RL = Reporting Limit

E = Indicates value exceeds calibration range

J = Indicates an estimated value

B = Indicates analyte found in associated method blank

N = Indicates presumptive evidence of a compound



## Report of Analysis

<b>Client Sample ID:</b>	P1-3.9		
<b>Lab Sample ID:</b>	C16957-37A	<b>Date Sampled:</b>	07/12/11
<b>Matrix:</b>	SO - Soil	<b>Date Received:</b>	07/13/11
<b>Method:</b>	SW846 8260B	<b>Percent Solids:</b>	n/a <sup>a</sup>
<b>Project:</b>	Romic Soil Investigation(Romic EPA) - 2081 Bay Road, East Palo Alto, CA		

### VOA 8260 List

CAS No.	Surrogate Recoveries	Run# 1	Run# 2	Limits
460-00-4	4-Bromofluorobenzene	105%		60-130%

(a) All results reported on wet weight basis.

(b) CCV outside of control limits (biased high); not detected in sample.

ND = Not detected      MDL - Method Detection Limit  
 RL = Reporting Limit  
 E = Indicates value exceeds calibration range

J = Indicates an estimated value  
 B = Indicates analyte found in associated method blank  
 N = Indicates presumptive evidence of a compound

## Report of Analysis

<b>Client Sample ID:</b>	P1-3.9	
<b>Lab Sample ID:</b>	C16957-37A	<b>Date Sampled:</b> 07/12/11
<b>Matrix:</b>	SO - Soil	<b>Date Received:</b> 07/13/11
<b>Method:</b>	SW846 8015B	<b>Percent Solids:</b> n/a <sup>a</sup>
<b>Project:</b>	Romic Soil Investigation(Romic EPA) - 2081 Bay Road, East Palo Alto, CA	

Run #	File ID	DF	Analyzed	By	Prep Date	Prep Batch	Analytical Batch
Run #1	JK21217.D	1	07/24/11	TT	n/a	n/a	GJK878
Run #2							

Run #	Initial Weight
Run #1	5.32 g
Run #2	

**TPH Volatiles**

CAS No.	Compound	Result	RL	MDL	Units	Q
	TPH-GRO (C6-C10)	ND	0.094	0.047	mg/kg	
CAS No.	Surrogate Recoveries	Run# 1	Run# 2	Limits		
98-08-8	aaa-Trifluorotoluene	87%		60-157%		

(a) All results reported on wet weight basis.

ND = Not detected      MDL - Method Detection Limit  
 RL = Reporting Limit  
 E = Indicates value exceeds calibration range

J = Indicates an estimated value  
 B = Indicates analyte found in associated method blank  
 N = Indicates presumptive evidence of a compound

## Report of Analysis

<b>Client Sample ID:</b>	P1-3.9	
<b>Lab Sample ID:</b>	C16957-37A	<b>Date Sampled:</b> 07/12/11
<b>Matrix:</b>	SO - Soil	<b>Date Received:</b> 07/13/11
<b>Method:</b>	SW846 8015B M SW846 3545A	<b>Percent Solids:</b> n/a <sup>a</sup>
<b>Project:</b>	Romic Soil Investigation(Romic EPA) - 2081 Bay Road, East Palo Alto, CA	

	File ID	DF	Analyzed	By	Prep Date	Prep Batch	Analytical Batch
Run #1	HH15650.D	5	07/29/11	JH	07/21/11	OP4277	GHH532
Run #2							

	Initial Weight	Final Volume
Run #1	10.2 g	1.0 ml
Run #2		

## TPH Extractable w/ Silica Gel Cleanup

CAS No.	Compound	Result	RL	MDL	Units	Q
	TPH (C10-C28)	136	49	25	mg/kg	
	TPH (> C28-C40)	226	98	49	mg/kg	

CAS No.	Surrogate Recoveries	Run# 1	Run# 2	Limits
630-01-3	Hexacosane	65%		45-140%

(a) All results reported on wet weight basis.

ND = Not detected      MDL - Method Detection Limit  
 RL = Reporting Limit  
 E = Indicates value exceeds calibration range

J = Indicates an estimated value  
 B = Indicates analyte found in associated method blank  
 N = Indicates presumptive evidence of a compound

## Report of Analysis

<b>Client Sample ID:</b> P1-3.9	<b>Date Sampled:</b> 07/12/11
<b>Lab Sample ID:</b> C16957-37A	<b>Date Received:</b> 07/13/11
<b>Matrix:</b> SO - Soil	<b>Percent Solids:</b> n/a <sup>a</sup>
<b>Project:</b> Romic Soil Investigation(Romic EPA) - 2081 Bay Road, East Palo Alto, CA	

### Metals Analysis

Analyte	Result	RL	Units	DF	Prep	Analyzed By	Method	Prep Method
Cadmium	1.3	0.93	mg/kg	1	07/22/11	07/27/11 DQ	SW846 6010B <sup>1</sup>	SW846 3050B <sup>2</sup>
Chromium	51.2	0.93	mg/kg	1	07/22/11	07/27/11 DQ	SW846 6010B <sup>1</sup>	SW846 3050B <sup>2</sup>
Lead	28.9	1.9	mg/kg	1	07/22/11	07/27/11 DQ	SW846 6010B <sup>1</sup>	SW846 3050B <sup>2</sup>

(1) Instrument QC Batch: MA2008

(2) Prep QC Batch: MP3750

(a) All results reported on wet weight basis.

---

RL = Reporting Limit

## Report of Analysis

Page 1 of 3

<b>Client Sample ID:</b>	P1-6.3	<b>Date Sampled:</b>	07/12/11
<b>Lab Sample ID:</b>	C16957-38	<b>Date Received:</b>	07/13/11
<b>Matrix:</b>	SO - Soil	<b>Percent Solids:</b>	n/a <sup>a</sup>
<b>Method:</b>	SW846 8260B	<b>Project:</b> Romic Soil Investigation(Romic EPA) - 2081 Bay Road, East Palo Alto, CA	

Run #	File ID	DF	Analyzed	By	Prep Date	Prep Batch	Analytical Batch
Run #1	M25908.D	1	07/25/11	TN	n/a	n/a	VM826
Run #2							

Run #	Initial Weight
Run #1	6.03 g
Run #2	

## VOA 8260 List

CAS No.	Compound	Result	RL	MDL	Units	Q
67-64-1	Acetone	ND	83	17	ug/kg	
71-43-2	Benzene	ND	4.1	1.2	ug/kg	
108-86-1	Bromobenzene	ND	4.1	1.2	ug/kg	
74-97-5	Bromochloromethane	ND	4.1	1.2	ug/kg	
75-27-4	Bromodichloromethane <sup>b</sup>	ND	4.1	0.83	ug/kg	
75-25-2	Bromoform	ND	4.1	0.83	ug/kg	
104-51-8	n-Butylbenzene	ND	4.1	1.2	ug/kg	
135-98-8	sec-Butylbenzene	ND	4.1	1.2	ug/kg	
98-06-6	tert-Butylbenzene	ND	4.1	1.2	ug/kg	
108-90-7	Chlorobenzene	ND	4.1	1.2	ug/kg	
75-00-3	Chloroethane	ND	4.1	1.2	ug/kg	
67-66-3	Chloroform	ND	4.1	1.2	ug/kg	
95-49-8	o-Chlorotoluene	ND	4.1	1.2	ug/kg	
106-43-4	p-Chlorotoluene	ND	4.1	1.2	ug/kg	
56-23-5	Carbon tetrachloride	ND	4.1	0.83	ug/kg	
75-34-3	1,1-Dichloroethane	ND	4.1	0.83	ug/kg	
75-35-4	1,1-Dichloroethylene	ND	4.1	1.2	ug/kg	
563-58-6	1,1-Dichloropropene	ND	4.1	1.2	ug/kg	
96-12-8	1,2-Dibromo-3-chloropropane	ND	4.1	0.83	ug/kg	
106-93-4	1,2-Dibromoethane	ND	4.1	0.83	ug/kg	
107-06-2	1,2-Dichloroethane	ND	4.1	1.2	ug/kg	
78-87-5	1,2-Dichloropropane	ND	4.1	1.2	ug/kg	
142-28-9	1,3-Dichloropropane	ND	4.1	1.2	ug/kg	
108-20-3	Di-Isopropyl ether	ND	4.1	1.2	ug/kg	
594-20-7	2,2-Dichloropropane	ND	4.1	1.2	ug/kg	
124-48-1	Dibromochloromethane	ND	4.1	0.83	ug/kg	
75-71-8	Dichlorodifluoromethane	ND	4.1	0.83	ug/kg	
156-59-2	cis-1,2-Dichloroethylene	ND	4.1	1.2	ug/kg	
10061-01-5	cis-1,3-Dichloropropene	ND	4.1	1.2	ug/kg	
541-73-1	m-Dichlorobenzene	ND	4.1	1.2	ug/kg	
95-50-1	o-Dichlorobenzene	ND	4.1	1.2	ug/kg	
106-46-7	p-Dichlorobenzene	ND	4.1	1.2	ug/kg	

ND = Not detected MDL - Method Detection Limit

RL = Reporting Limit

E = Indicates value exceeds calibration range

J = Indicates an estimated value

B = Indicates analyte found in associated method blank

N = Indicates presumptive evidence of a compound

## Report of Analysis

<b>Client Sample ID:</b>	P1-6.3	<b>Date Sampled:</b>	07/12/11
<b>Lab Sample ID:</b>	C16957-38	<b>Date Received:</b>	07/13/11
<b>Matrix:</b>	SO - Soil	<b>Percent Solids:</b>	n/a <sup>a</sup>
<b>Method:</b>	SW846 8260B	<b>Project:</b> Romic Soil Investigation(Romic EPA) - 2081 Bay Road,East Palo Alto,CA	

## VOA 8260 List

CAS No.	Compound	Result	RL	MDL	Units	Q
156-60-5	trans-1,2-Dichloroethylene	ND	4.1	1.2	ug/kg	
10061-02-6	trans-1,3-Dichloropropene	ND	4.1	1.2	ug/kg	
100-41-4	Ethylbenzene	ND	4.1	1.2	ug/kg	
637-92-3	Ethyl tert-Butyl Ether	ND	4.1	1.2	ug/kg	
591-78-6	2-Hexanone	ND	33	4.1	ug/kg	
87-68-3	Hexachlorobutadiene	ND	4.1	0.83	ug/kg	
98-82-8	Isopropylbenzene	ND	4.1	1.2	ug/kg	
99-87-6	p-Isopropyltoluene	ND	4.1	1.2	ug/kg	
108-10-1	4-Methyl-2-pentanone	ND	33	12	ug/kg	
74-83-9	Methyl bromide	ND	4.1	2.1	ug/kg	
74-87-3	Methyl chloride	ND	4.1	1.2	ug/kg	
74-95-3	Methylene bromide	ND	4.1	2.1	ug/kg	
75-09-2	Methylene chloride	ND	21	13	ug/kg	
78-93-3	Methyl ethyl ketone	ND	33	10	ug/kg	
1634-04-4	Methyl Tert Butyl Ether	ND	4.1	0.83	ug/kg	
91-20-3	Naphthalene	ND	4.1	1.2	ug/kg	
103-65-1	n-Propylbenzene	ND	4.1	1.2	ug/kg	
100-42-5	Styrene	ND	4.1	0.83	ug/kg	
994-05-8	Tert-Amyl Methyl Ether	ND	4.1	1.0	ug/kg	
75-65-0	Tert Butyl Alcohol <sup>b</sup>	ND	33	8.3	ug/kg	
630-20-6	1,1,1,2-Tetrachloroethane	ND	4.1	0.83	ug/kg	
71-55-6	1,1,1-Trichloroethane	ND	4.1	1.2	ug/kg	
79-34-5	1,1,2,2-Tetrachloroethane	ND	4.1	0.83	ug/kg	
79-00-5	1,1,2-Trichloroethane	ND	4.1	0.83	ug/kg	
87-61-6	1,2,3-Trichlorobenzene	ND	4.1	1.2	ug/kg	
96-18-4	1,2,3-Trichloropropane	ND	4.1	1.2	ug/kg	
120-82-1	1,2,4-Trichlorobenzene	ND	4.1	1.2	ug/kg	
95-63-6	1,2,4-Trimethylbenzene	ND	4.1	1.2	ug/kg	
108-67-8	1,3,5-Trimethylbenzene	ND	4.1	1.2	ug/kg	
127-18-4	Tetrachloroethylene	ND	4.1	2.9	ug/kg	
108-88-3	Toluene	ND	4.1	1.2	ug/kg	
79-01-6	Trichloroethylene	ND	4.1	0.83	ug/kg	
75-69-4	Trichlorofluoromethane	ND	4.1	1.0	ug/kg	
75-01-4	Vinyl chloride	ND	4.1	2.1	ug/kg	
1330-20-7	Xylene (total)	ND	8.3	3.3	ug/kg	

CAS No.	Surrogate Recoveries	Run# 1	Run# 2	Limits
1868-53-7	Dibromofluoromethane	97%		60-130%
2037-26-5	Toluene-D8	94%		60-130%

ND = Not detected MDL - Method Detection Limit

RL = Reporting Limit

E = Indicates value exceeds calibration range

J = Indicates an estimated value

B = Indicates analyte found in associated method blank

N = Indicates presumptive evidence of a compound

**Report of Analysis**

<b>Client Sample ID:</b>	P1-6.3	<b>Date Sampled:</b>	07/12/11
<b>Lab Sample ID:</b>	C16957-38	<b>Date Received:</b>	07/13/11
<b>Matrix:</b>	SO - Soil	<b>Percent Solids:</b>	n/a <sup>a</sup>
<b>Method:</b>	SW846 8260B	<b>Project:</b> Romic Soil Investigation(Romic EPA) - 2081 Bay Road, East Palo Alto, CA	

**VOA 8260 List**

CAS No.	Surrogate Recoveries	Run# 1	Run# 2	Limits
460-00-4	4-Bromofluorobenzene	105%		60-130%

(a) All results reported on wet weight basis.

(b) CCV outside of control limits (biased high); not detected in sample.

ND = Not detected      MDL - Method Detection Limit  
 RL = Reporting Limit  
 E = Indicates value exceeds calibration range

J = Indicates an estimated value  
 B = Indicates analyte found in associated method blank  
 N = Indicates presumptive evidence of a compound

## Report of Analysis

Page 1 of 1

<b>Client Sample ID:</b>	P1-6.3	
<b>Lab Sample ID:</b>	C16957-38	<b>Date Sampled:</b> 07/12/11
<b>Matrix:</b>	SO - Soil	<b>Date Received:</b> 07/13/11
<b>Method:</b>	SW846 8015B	<b>Percent Solids:</b> n/a <sup>a</sup>
<b>Project:</b>	Romic Soil Investigation(Romic EPA) - 2081 Bay Road, East Palo Alto, CA	

	File ID	DF	Analyzed	By	Prep Date	Prep Batch	Analytical Batch
Run #1	JK21158.D	1	07/22/11	TT	n/a	n/a	GJK876
Run #2							

	Initial Weight
Run #1	5.26 g
Run #2	

## TPH Volatiles

CAS No.	Compound	Result	RL	MDL	Units	Q
	TPH-GRO (C6-C10)	ND	0.095	0.048	mg/kg	

CAS No.	Surrogate Recoveries	Run# 1	Run# 2	Limits
98-08-8	aaa-Trifluorotoluene	91%		60-157%

(a) All results reported on wet weight basis.

ND = Not detected      MDL - Method Detection Limit  
 RL = Reporting Limit  
 E = Indicates value exceeds calibration range

J = Indicates an estimated value  
 B = Indicates analyte found in associated method blank  
 N = Indicates presumptive evidence of a compound



## Report of Analysis

<b>Client Sample ID:</b> P1-6.3		<b>Date Sampled:</b> 07/12/11
<b>Lab Sample ID:</b> C16957-38		<b>Date Received:</b> 07/13/11
<b>Matrix:</b> SO - Soil		<b>Percent Solids:</b> n/a <sup>a</sup>
<b>Method:</b> SW846 8015B M SW846 3545A		
<b>Project:</b> Romic Soil Investigation(Romic EPA) - 2081 Bay Road, East Palo Alto, CA		

Run #	File ID	DF	Analyzed	By	Prep Date	Prep Batch	Analytical Batch
Run #1	GG26946.D	1	07/20/11	JH	07/18/11	OP4249	GGG725
Run #2							

Run #	Initial Weight	Final Volume
Run #1	10.3 g	1.0 ml
Run #2		

**TPH Extractable w/ Silica Gel Cleanup**

CAS No.	Compound	Result	RL	MDL	Units	Q
	TPH (C10-C28)	ND	9.7	4.9	mg/kg	
	TPH (> C28-C40)	ND	19	9.7	mg/kg	

CAS No.	Surrogate Recoveries	Run# 1	Run# 2	Limits
630-01-3	Hexacosane	46%		45-140%

(a) All results reported on wet weight basis.

ND = Not detected      MDL - Method Detection Limit  
 RL = Reporting Limit  
 E = Indicates value exceeds calibration range

J = Indicates an estimated value  
 B = Indicates analyte found in associated method blank  
 N = Indicates presumptive evidence of a compound

## Report of Analysis

<b>Client Sample ID:</b>	P1-6.3	<b>Date Sampled:</b>	07/12/11
<b>Lab Sample ID:</b>	C16957-38	<b>Date Received:</b>	07/13/11
<b>Matrix:</b>	SO - Soil	<b>Percent Solids:</b>	n/a <sup>a</sup>
<b>Project:</b>	Romic Soil Investigation(Romic EPA) - 2081 Bay Road,East Palo Alto,CA		

### Metals Analysis

Analyte	Result	RL	Units	DF	Prep	Analyzed By	Method	Prep Method
Cadmium	< 0.92	0.92	mg/kg	1	07/15/11	07/19/11 PH	SW846 6010B <sup>1</sup>	SW846 3050B <sup>2</sup>
Chromium	33.7	0.92	mg/kg	1	07/15/11	07/19/11 PH	SW846 6010B <sup>1</sup>	SW846 3050B <sup>2</sup>
Lead	5.6	1.8	mg/kg	1	07/15/11	07/19/11 PH	SW846 6010B <sup>1</sup>	SW846 3050B <sup>2</sup>

(1) Instrument QC Batch: MA1989

(2) Prep QC Batch: MP3711

(a) All results reported on wet weight basis.

RL = Reporting Limit

## Misc. Forms

---

## Custody Documents and Other Forms

---

Includes the following where applicable:

- Chain of Custody



# CHAIN OF CUSTODY

2105 Lundy Ave, San Jose, CA 95131  
 (408) 588-0200 FAX: (408) 588-0201

1 of 4

FED-EX Tracking #	Bottle Order Control #
Accutest Quote #	Accutest NC Job #: C16957
Project Information: IRISECA03779	
Requested Analysis	
Matrix Codes	
LAB USE ONLY	

Client / Reporting Information		Project Information	
Company Name: Iris Env.		Project Name: ROMIC EPA	
Address: 1438 Webster		Street: 2081 Bay Rd	
City: Oakland CA Zip: 94612		City: East Palo Alto CA State:	
Project Contact: Chris Alger		Project #: 07-555C	
Phone #: (510) 834 4747 x21		EMAIL: calger@irisenv.com	
Sampler's Name: Chris Alger		Client Purchase Order #	
Accutest Sample ID	Sample ID / Field Point / Point of Collection	Date	Time
-1	Y17-0.9	7/12/11	0830
-2	Y17-3.4		0835
-3	Y17-6.7 6.4 (C)		0840
-4	Y16-1.1		0850
-5	Y16-3.6		0905
-6	Y16-6.7		0910
-7	Y11-0.8		0935
-8	Y11-3.1		0945
-9	Y11-6.1		0950

VOCs (82.60)  
 CAM 17 Metals (601.700)  
 Pb, Cd, Cr (60.10B)  
 TPH, d, MD (8015)  
 SVOCs (82.70)  
 Pesticides (8001A)  
 PCBs (8002)

Turnaround Time (Business days)	Approved By / Date:	Data Deliverable Information	Comments / Remarks
<input type="checkbox"/> Standard TAT 15 Business Days <input type="checkbox"/> 10 Day (Workload dependent) <input checked="" type="checkbox"/> 5 Day (Workload dependent) <input type="checkbox"/> 3 Day (125% markup) <input type="checkbox"/> 2 Day (150% markup) <input type="checkbox"/> 1 Day (200% markup) <input type="checkbox"/> Same Day (300% markup)		<input type="checkbox"/> Commercial "A" - Results only <input checked="" type="checkbox"/> Commercial "B" - Results with QC summaries <input type="checkbox"/> Commercial "B+" - Results, QC, and chromatograms <input type="checkbox"/> FULL1 - Level 4 data package <input type="checkbox"/> EDF for Geotracker <input checked="" type="checkbox"/> EDD Format Provide EDF Global ID _____ Provide EDF Logcode: _____	silica gel cleanup <input checked="" type="checkbox"/> run cam 17 & HOLD for possible Hg (1631)

Emergency T/A data available VIA Lablink

Sample Custody must be documented below each time samples change possession, including courier delivery.

Relinquished by: [Signature]	Date Time: 7/13/11	Received By: [Signature]	Date Time: 0800	Relinquished by: [Signature]	Date Time: 09:08	Received By: [Signature]	Date Time: 7/13/11
Relinquished by:	Date Time:	Received By:	Date Time:	Relinquished by:	Date Time:	Received By:	Date Time:
Relinquished by:	Date Time:	Received By:	Date Time:	Custody Seal #	Appropriate Bottle / Pres Y/N	Headspace Y/N	On Ice Y/N
5		5			Labels match Coc (Y) N	Separate Receiving Check List used: (Y) N	Cooler Temp. 5.3 °C

31 3





**ACCUTEST**  
LABORATORIES

**CHAIN OF CUSTODY**

2105 Lundy Ave, San Jose, CA 95131  
(408) 588-0200 FAX: (408) 588-0201

2 of 4

FED-EX Tracking #		Bottle Order Control #	
Accutest Quote #		Accutest NC Job #: C16957	
Client / Reporting Information		Project Information	
Company Name: IRIS ENV		Project Name: RBMIC EPA	
Address: 1438 Webster St		Street: 2081 Bay Rd	
City: Oakland CA 94612		City: East Palo Alto CA	
Project Contact: Chris Atger		Project #: 07-555c	
Phone #: 510 834 4747 x21		EMAIL: calger@irisenv.com	
Sampler's Name: Chris Atger		Client Purchase Order #	
Accutest Sample ID		Collection	
Sample ID / Field Point / Point of Collection		Date Time Sampled by Matrix # of bottles	
-10 X9-1.8		7/12 1020 CA 50 4	
-11 X9-4.1		1025 4	
-12 X9-7.1		1030 4	
-13 XB-1.0		1050 4	
-14 XB-3.5		1055 4	
-15 XB-6.5		1100 4	
-16 V11-0.7		1130 4	
-17 V11-3.2		1135 4	
-18 V11-6.2		1145 4	
Turnaround Time (Business days)		Data Deliverable Information	
<input type="checkbox"/> Standard TAT 15 Business Days <input type="checkbox"/> 10 Day (Workload dependent) <input checked="" type="checkbox"/> 5 Day (Workload dependent) <input type="checkbox"/> 3 Day (125% markup) <input type="checkbox"/> 2 Day (150% markup) <input type="checkbox"/> 1 Day (200% markup) <input type="checkbox"/> Same Day (300% markup)		<input type="checkbox"/> Commercial "A" - Results only <input checked="" type="checkbox"/> Commercial "B" - Results with QC summaries <input type="checkbox"/> Commercial "B*" - Results, QC, and chromatograms <input type="checkbox"/> FULL1 - Level 4 data package <input type="checkbox"/> EDF for Geotracker <input checked="" type="checkbox"/> EDD Format Provide EDF Global ID _____ Provide EDF Logcode: _____	
Emergency T/A data available VIA Lablink		Comments / Remarks	
		silica gel cleanup <input checked="" type="checkbox"/> run cam 17 list & hold for possible Hg (1631)	
Sample Custody must be documented below each time samples change possession, including courier delivery.			
Relinquished by Sampler:	Date Time:	Received By:	Date Time:
1 [Signature]	7/13/11	[Signature]	07:00
Relinquished by:	Date Time:	Received By:	Date Time:
3 [Signature]		[Signature]	
Relinquished by:	Date Time:	Received By:	Date Time:
5 [Signature]		[Signature]	
Custody Seal #	Appropriate Bottle / Pres. Y / N	Headspace Y / N	On Ice Y / N
	Labels match Coc? Y / N	Separate Receiving Check List used: Y / N	Cooler Temp. _____ °C

31  
3

C16957: Chain of Custody

Page 2 of 5



ACCUTEST

LABORATORIES

CHAIN OF CUSTODY

2105 Lundy Ave, San Jose, CA 95131
(408) 588-0200 FAX: (408) 588-0201

3 of 4

Form containing tracking information, analysis requests, and custody signatures. Includes sections for 'Requested Analysis' (listing VOCs, CAM 17 Metals, etc.), 'Matrix Codes' (listing WW, GW, SW, etc.), and 'Chain of Custody' with multiple sign-off rows.

Main form sections including 'Client / Reporting Information' (IRIS ENV, 1438 Webster St, Oakland CA), 'Project Information' (ROMIC EPA, 2081 Bay Rd, East Palo Alto CA), 'Collection' table with sample IDs (-19 to -28) and dates, and 'Turnaround Time' options.

31
3

FED-EX Tracking #		Bottle Order Control #	
Accutest Quote #		Accutest NC Job #: C C16957	
Client / Reporting Information		Project Information	
Company Name: IRIS ENV		Project Name: ROMIC EPA	
Address: 1438 Webster		Street: 2081 Bay Rd	
City: Oakland CA Zip: 94612		City: East Palo Alto CA	
Project Contact: Chris Alger		Project #: 07-555C	
Phone #: 510 834 4747 x21		EMAIL: calger@wisenv.com	
Sampler's Name: Steve Mack		Client Purchase Order #	
Accutest Sample ID		Collection	
Sample ID / Field Point / Point of Collection		Date Time Sampled by Matrix # of Bottles	
-29 VS-6.5		7/24 1435 SM SO 4	
-30 S5-0.6		1454 4	
-31 S5-3.1		1500 4	
-32 S5-6.1		1505 4	
-33 S2-1.0		1530 4	
-34 S2-3.5 3.0		1535 4	
-35 S2-6.5		1550 4	
-36 P1-0.8		1610 4	
-37 P1-3.9		1615 4	
-38 P1-6.3		1620 4	
Turnaround Time (Business days)		Data Deliverable Information	
<input type="checkbox"/> Standard TAT 15 Business Days <input type="checkbox"/> 10 Day (Workload dependent) <input checked="" type="checkbox"/> 5 Day (Workload dependent) <input type="checkbox"/> 3 Day (125% markup) <input type="checkbox"/> 2 Day (150% markup) <input type="checkbox"/> 1 Day (200% markup) <input type="checkbox"/> Same Day (300% markup)		<input type="checkbox"/> Commercial "A" - Results only <input checked="" type="checkbox"/> Commercial "B" - Results with QC summaries <input type="checkbox"/> Commercial "B*" - Results, QC, and chromatograms <input type="checkbox"/> FULLT1 - Level 4 data package <input type="checkbox"/> EDF for Geotracker <input checked="" type="checkbox"/> EDD Format Provide EDF Global ID _____ Provide EDF Logcode: _____	
Emergency T/A data available VIA Lablink		Comments / Remarks	
Sample Custody must be documented below each time samples change possession, including courier delivery.		silica gel cleanup Run CAM 17 + HOLD for poss. Hg (1631)	
Relinquished By: [Signature]	Date Time: 7/13/11 0800	Received By: [Signature]	Date Time: 09:08
Relinquished By: [Signature]	Date Time:	Received By: [Signature]	Date Time: 7/13/11
Relinquished By:	Date Time:	Received By:	Date Time:
Relinquished By:	Date Time:	Received By:	Date Time:
Custody Seal #		Appropriate Bottle / Pres. Y / N	
5		Headspace Y / N On Ice Y / N Cooler Temp. _____ °C	
Labels match Coc? Y / N		Separate Receiving Check List used: Y / N	





## GC/MS Volatiles

---

### QC Data Summaries

---

Includes the following where applicable:

- Method Blank Summaries
- Blank Spike Summaries
- Matrix Spike and Duplicate Summaries

## Method Blank Summary

**Job Number:** C16957  
**Account:** IRISECAO Iris Environmental  
**Project:** Romic Soil Investigation(Romic EPA) - 2081 Bay Road,East Palo Alto,CA

Sample	File ID	DF	Analyzed	By	Prep Date	Prep Batch	Analytical Batch
VM822-MB	M25779.D	1	07/21/11	TN	n/a	n/a	VM822

The QC reported here applies to the following samples:

Method: SW846 8260B

C16957-1, C16957-2, C16957-3, C16957-9

CAS No.	Compound	Result	RL	MDL	Units	Q
67-64-1	Acetone	ND	100	20	ug/kg	
71-43-2	Benzene	ND	5.0	1.5	ug/kg	
108-86-1	Bromobenzene	ND	5.0	1.5	ug/kg	
74-97-5	Bromochloromethane	ND	5.0	1.5	ug/kg	
75-27-4	Bromodichloromethane	ND	5.0	1.0	ug/kg	
75-25-2	Bromoform	ND	5.0	1.0	ug/kg	
104-51-8	n-Butylbenzene	ND	5.0	1.5	ug/kg	
135-98-8	sec-Butylbenzene	ND	5.0	1.5	ug/kg	
98-06-6	tert-Butylbenzene	ND	5.0	1.5	ug/kg	
108-90-7	Chlorobenzene	ND	5.0	1.5	ug/kg	
75-00-3	Chloroethane	ND	5.0	1.5	ug/kg	
67-66-3	Chloroform	ND	5.0	1.5	ug/kg	
95-49-8	o-Chlorotoluene	ND	5.0	1.5	ug/kg	
106-43-4	p-Chlorotoluene	ND	5.0	1.5	ug/kg	
56-23-5	Carbon tetrachloride	ND	5.0	1.0	ug/kg	
75-34-3	1,1-Dichloroethane	ND	5.0	1.0	ug/kg	
75-35-4	1,1-Dichloroethylene	ND	5.0	1.5	ug/kg	
563-58-6	1,1-Dichloropropene	ND	5.0	1.5	ug/kg	
96-12-8	1,2-Dibromo-3-chloropropane	ND	5.0	1.0	ug/kg	
106-93-4	1,2-Dibromoethane	ND	5.0	1.0	ug/kg	
107-06-2	1,2-Dichloroethane	ND	5.0	1.5	ug/kg	
78-87-5	1,2-Dichloropropane	ND	5.0	1.5	ug/kg	
142-28-9	1,3-Dichloropropane	ND	5.0	1.5	ug/kg	
108-20-3	Di-Isopropyl ether	ND	5.0	1.5	ug/kg	
594-20-7	2,2-Dichloropropane	ND	5.0	1.5	ug/kg	
124-48-1	Dibromochloromethane	ND	5.0	1.0	ug/kg	
75-71-8	Dichlorodifluoromethane	ND	5.0	1.0	ug/kg	
156-59-2	cis-1,2-Dichloroethylene	ND	5.0	1.5	ug/kg	
10061-01-5	cis-1,3-Dichloropropene	ND	5.0	1.5	ug/kg	
541-73-1	m-Dichlorobenzene	ND	5.0	1.5	ug/kg	
95-50-1	o-Dichlorobenzene	ND	5.0	1.5	ug/kg	
106-46-7	p-Dichlorobenzene	ND	5.0	1.5	ug/kg	
156-60-5	trans-1,2-Dichloroethylene	ND	5.0	1.5	ug/kg	
10061-02-6	trans-1,3-Dichloropropene	ND	5.0	1.5	ug/kg	
100-41-4	Ethylbenzene	ND	5.0	1.5	ug/kg	
637-92-3	Ethyl tert-Butyl Ether	ND	5.0	1.5	ug/kg	

## Method Blank Summary

**Job Number:** C16957  
**Account:** IRISECAO Iris Environmental  
**Project:** Romic Soil Investigation(Romic EPA) - 2081 Bay Road,East Palo Alto,CA

Sample	File ID	DF	Analyzed	By	Prep Date	Prep Batch	Analytical Batch
VM822-MB	M25779.D	1	07/21/11	TN	n/a	n/a	VM822

**The QC reported here applies to the following samples:** **Method:** SW846 8260B

C16957-1, C16957-2, C16957-3, C16957-9

CAS No.	Compound	Result	RL	MDL	Units	Q
591-78-6	2-Hexanone	ND	40	5.0	ug/kg	
87-68-3	Hexachlorobutadiene	ND	5.0	1.0	ug/kg	
98-82-8	Isopropylbenzene	ND	5.0	1.5	ug/kg	
99-87-6	p-Isopropyltoluene	ND	5.0	1.5	ug/kg	
108-10-1	4-Methyl-2-pentanone	ND	40	15	ug/kg	
74-83-9	Methyl bromide	ND	5.0	2.5	ug/kg	
74-87-3	Methyl chloride	ND	5.0	1.5	ug/kg	
74-95-3	Methylene bromide	ND	5.0	2.5	ug/kg	
75-09-2	Methylene chloride	ND	25	16	ug/kg	
78-93-3	Methyl ethyl ketone	ND	40	12	ug/kg	
1634-04-4	Methyl Tert Butyl Ether	ND	5.0	1.0	ug/kg	
91-20-3	Naphthalene	ND	5.0	1.5	ug/kg	
103-65-1	n-Propylbenzene	ND	5.0	1.5	ug/kg	
100-42-5	Styrene	ND	5.0	1.0	ug/kg	
994-05-8	Tert-Amyl Methyl Ether	ND	5.0	1.2	ug/kg	
75-65-0	Tert Butyl Alcohol	ND	40	10	ug/kg	
630-20-6	1,1,1,2-Tetrachloroethane	ND	5.0	1.0	ug/kg	
71-55-6	1,1,1-Trichloroethane	ND	5.0	1.5	ug/kg	
79-34-5	1,1,2,2-Tetrachloroethane	ND	5.0	1.0	ug/kg	
79-00-5	1,1,2-Trichloroethane	ND	5.0	1.0	ug/kg	
87-61-6	1,2,3-Trichlorobenzene	ND	5.0	1.5	ug/kg	
96-18-4	1,2,3-Trichloropropane	ND	5.0	1.5	ug/kg	
120-82-1	1,2,4-Trichlorobenzene	ND	5.0	1.5	ug/kg	
95-63-6	1,2,4-Trimethylbenzene	ND	5.0	1.5	ug/kg	
108-67-8	1,3,5-Trimethylbenzene	ND	5.0	1.5	ug/kg	
127-18-4	Tetrachloroethylene	ND	5.0	3.5	ug/kg	
108-88-3	Toluene	ND	5.0	1.5	ug/kg	
79-01-6	Trichloroethylene	ND	5.0	1.0	ug/kg	
75-69-4	Trichlorofluoromethane	ND	5.0	1.2	ug/kg	
75-01-4	Vinyl chloride	ND	5.0	2.5	ug/kg	
1330-20-7	Xylene (total)	ND	10	4.0	ug/kg	

CAS No.	Surrogate Recoveries	Limits
1868-53-7	Dibromofluoromethane	93% 60-130%

## Method Blank Summary

**Job Number:** C16957  
**Account:** IRISECAO Iris Environmental  
**Project:** Romic Soil Investigation(Romic EPA) - 2081 Bay Road,East Palo Alto,CA

Sample	File ID	DF	Analyzed	By	Prep Date	Prep Batch	Analytical Batch
VM822-MB	M25779.D	1	07/21/11	TN	n/a	n/a	VM822

The QC reported here applies to the following samples:

Method: SW846 8260B

C16957-1, C16957-2, C16957-3, C16957-9

CAS No.	Surrogate Recoveries	Limits
2037-26-5	Toluene-D8	97% 60-130%
460-00-4	4-Bromofluorobenzene	100% 60-130%

## Method Blank Summary

**Job Number:** C16957  
**Account:** IRISECAO Iris Environmental  
**Project:** Romic Soil Investigation(Romic EPA) - 2081 Bay Road,East Palo Alto,CA

Sample	File ID	DF	Analyzed	By	Prep Date	Prep Batch	Analytical Batch
VM823-MB	M25809.D	1	07/22/11	TN	n/a	n/a	VM823

**The QC reported here applies to the following samples:** **Method:** SW846 8260B

C16957-4, C16957-5, C16957-6, C16957-7, C16957-8, C16957-10, C16957-11, C16957-12, C16957-13, C16957-14, C16957-15, C16957-16

CAS No.	Compound	Result	RL	MDL	Units	Q
67-64-1	Acetone	ND	100	20	ug/kg	
71-43-2	Benzene	ND	5.0	1.5	ug/kg	
108-86-1	Bromobenzene	ND	5.0	1.5	ug/kg	
74-97-5	Bromochloromethane	ND	5.0	1.5	ug/kg	
75-27-4	Bromodichloromethane	ND	5.0	1.0	ug/kg	
75-25-2	Bromoform	ND	5.0	1.0	ug/kg	
104-51-8	n-Butylbenzene	ND	5.0	1.5	ug/kg	
135-98-8	sec-Butylbenzene	ND	5.0	1.5	ug/kg	
98-06-6	tert-Butylbenzene	ND	5.0	1.5	ug/kg	
108-90-7	Chlorobenzene	ND	5.0	1.5	ug/kg	
75-00-3	Chloroethane	ND	5.0	1.5	ug/kg	
67-66-3	Chloroform	ND	5.0	1.5	ug/kg	
95-49-8	o-Chlorotoluene	ND	5.0	1.5	ug/kg	
106-43-4	p-Chlorotoluene	ND	5.0	1.5	ug/kg	
56-23-5	Carbon tetrachloride	ND	5.0	1.0	ug/kg	
75-34-3	1,1-Dichloroethane	ND	5.0	1.0	ug/kg	
75-35-4	1,1-Dichloroethylene	ND	5.0	1.5	ug/kg	
563-58-6	1,1-Dichloropropene	ND	5.0	1.5	ug/kg	
96-12-8	1,2-Dibromo-3-chloropropane	ND	5.0	1.0	ug/kg	
106-93-4	1,2-Dibromoethane	ND	5.0	1.0	ug/kg	
107-06-2	1,2-Dichloroethane	ND	5.0	1.5	ug/kg	
78-87-5	1,2-Dichloropropane	ND	5.0	1.5	ug/kg	
142-28-9	1,3-Dichloropropane	ND	5.0	1.5	ug/kg	
108-20-3	Di-Isopropyl ether	ND	5.0	1.5	ug/kg	
594-20-7	2,2-Dichloropropane	ND	5.0	1.5	ug/kg	
124-48-1	Dibromochloromethane	ND	5.0	1.0	ug/kg	
75-71-8	Dichlorodifluoromethane	ND	5.0	1.0	ug/kg	
156-59-2	cis-1,2-Dichloroethylene	ND	5.0	1.5	ug/kg	
10061-01-5	cis-1,3-Dichloropropene	ND	5.0	1.5	ug/kg	
541-73-1	m-Dichlorobenzene	ND	5.0	1.5	ug/kg	
95-50-1	o-Dichlorobenzene	ND	5.0	1.5	ug/kg	
106-46-7	p-Dichlorobenzene	ND	5.0	1.5	ug/kg	
156-60-5	trans-1,2-Dichloroethylene	ND	5.0	1.5	ug/kg	
10061-02-6	trans-1,3-Dichloropropene	ND	5.0	1.5	ug/kg	
100-41-4	Ethylbenzene	ND	5.0	1.5	ug/kg	
637-92-3	Ethyl tert-Butyl Ether	ND	5.0	1.5	ug/kg	

4.1.2  
4

## Method Blank Summary

**Job Number:** C16957  
**Account:** IRISECAO Iris Environmental  
**Project:** Romic Soil Investigation(Romic EPA) - 2081 Bay Road,East Palo Alto,CA

Sample	File ID	DF	Analyzed	By	Prep Date	Prep Batch	Analytical Batch
VM823-MB	M25809.D	1	07/22/11	TN	n/a	n/a	VM823

**The QC reported here applies to the following samples:** **Method:** SW846 8260B

C16957-4, C16957-5, C16957-6, C16957-7, C16957-8, C16957-10, C16957-11, C16957-12, C16957-13, C16957-14, C16957-15, C16957-16

CAS No.	Compound	Result	RL	MDL	Units	Q
591-78-6	2-Hexanone	ND	40	5.0	ug/kg	
87-68-3	Hexachlorobutadiene	ND	5.0	1.0	ug/kg	
98-82-8	Isopropylbenzene	ND	5.0	1.5	ug/kg	
99-87-6	p-Isopropyltoluene	ND	5.0	1.5	ug/kg	
108-10-1	4-Methyl-2-pentanone	ND	40	15	ug/kg	
74-83-9	Methyl bromide	ND	5.0	2.5	ug/kg	
74-87-3	Methyl chloride	ND	5.0	1.5	ug/kg	
74-95-3	Methylene bromide	ND	5.0	2.5	ug/kg	
75-09-2	Methylene chloride	ND	25	16	ug/kg	
78-93-3	Methyl ethyl ketone	ND	40	12	ug/kg	
1634-04-4	Methyl Tert Butyl Ether	ND	5.0	1.0	ug/kg	
91-20-3	Naphthalene	ND	5.0	1.5	ug/kg	
103-65-1	n-Propylbenzene	ND	5.0	1.5	ug/kg	
100-42-5	Styrene	ND	5.0	1.0	ug/kg	
994-05-8	Tert-Amyl Methyl Ether	ND	5.0	1.2	ug/kg	
75-65-0	Tert Butyl Alcohol	ND	40	10	ug/kg	
630-20-6	1,1,1,2-Tetrachloroethane	ND	5.0	1.0	ug/kg	
71-55-6	1,1,1-Trichloroethane	ND	5.0	1.5	ug/kg	
79-34-5	1,1,2,2-Tetrachloroethane	ND	5.0	1.0	ug/kg	
79-00-5	1,1,2-Trichloroethane	ND	5.0	1.0	ug/kg	
87-61-6	1,2,3-Trichlorobenzene	ND	5.0	1.5	ug/kg	
96-18-4	1,2,3-Trichloropropane	ND	5.0	1.5	ug/kg	
120-82-1	1,2,4-Trichlorobenzene	ND	5.0	1.5	ug/kg	
95-63-6	1,2,4-Trimethylbenzene	ND	5.0	1.5	ug/kg	
108-67-8	1,3,5-Trimethylbenzene	ND	5.0	1.5	ug/kg	
127-18-4	Tetrachloroethylene	ND	5.0	3.5	ug/kg	
108-88-3	Toluene	ND	5.0	1.5	ug/kg	
79-01-6	Trichloroethylene	ND	5.0	1.0	ug/kg	
75-69-4	Trichlorofluoromethane	ND	5.0	1.2	ug/kg	
75-01-4	Vinyl chloride	ND	5.0	2.5	ug/kg	
1330-20-7	Xylene (total)	ND	10	4.0	ug/kg	

CAS No.	Surrogate Recoveries	Limits
1868-53-7	Dibromofluoromethane	94% 60-130%

## Method Blank Summary

**Job Number:** C16957  
**Account:** IRISECAO Iris Environmental  
**Project:** Romic Soil Investigation(Romic EPA) - 2081 Bay Road,East Palo Alto,CA

Sample	File ID	DF	Analyzed	By	Prep Date	Prep Batch	Analytical Batch
VM823-MB	M25809.D	1	07/22/11	TN	n/a	n/a	VM823

The QC reported here applies to the following samples:

Method: SW846 8260B

C16957-4, C16957-5, C16957-6, C16957-7, C16957-8, C16957-10, C16957-11, C16957-12, C16957-13, C16957-14, C16957-15, C16957-16

CAS No.	Surrogate Recoveries	Limits
2037-26-5	Toluene-D8	97% 60-130%
460-00-4	4-Bromofluorobenzene	103% 60-130%

## Method Blank Summary

**Job Number:** C16957**Account:** IRISECAO Iris Environmental**Project:** Romic Soil Investigation(Romic EPA) - 2081 Bay Road,East Palo Alto,CA

Sample	File ID	DF	Analyzed	By	Prep Date	Prep Batch	Analytical Batch
VM825-MB	M25867.D	1	07/24/11	TN	n/a	n/a	VM825

**The QC reported here applies to the following samples:****Method:** SW846 8260B

C16957-17, C16957-18, C16957-19, C16957-20, C16957-21, C16957-22, C16957-23, C16957-24, C16957-25, C16957-26, C16957-27, C16957-28, C16957-29, C16957-31, C16957-32, C16957-33, C16957-34, C16957-35, C16957-36, C16957-37

CAS No.	Compound	Result	RL	MDL	Units	Q
67-64-1	Acetone	ND	100	20	ug/kg	
71-43-2	Benzene	ND	5.0	1.5	ug/kg	
108-86-1	Bromobenzene	ND	5.0	1.5	ug/kg	
74-97-5	Bromochloromethane	ND	5.0	1.5	ug/kg	
75-27-4	Bromodichloromethane	ND	5.0	1.0	ug/kg	
75-25-2	Bromoform	ND	5.0	1.0	ug/kg	
104-51-8	n-Butylbenzene	ND	5.0	1.5	ug/kg	
135-98-8	sec-Butylbenzene	ND	5.0	1.5	ug/kg	
98-06-6	tert-Butylbenzene	ND	5.0	1.5	ug/kg	
108-90-7	Chlorobenzene	ND	5.0	1.5	ug/kg	
75-00-3	Chloroethane	ND	5.0	1.5	ug/kg	
67-66-3	Chloroform	ND	5.0	1.5	ug/kg	
95-49-8	o-Chlorotoluene	ND	5.0	1.5	ug/kg	
106-43-4	p-Chlorotoluene	ND	5.0	1.5	ug/kg	
56-23-5	Carbon tetrachloride	ND	5.0	1.0	ug/kg	
75-34-3	1,1-Dichloroethane	ND	5.0	1.0	ug/kg	
75-35-4	1,1-Dichloroethylene	ND	5.0	1.5	ug/kg	
563-58-6	1,1-Dichloropropene	ND	5.0	1.5	ug/kg	
96-12-8	1,2-Dibromo-3-chloropropane	ND	5.0	1.0	ug/kg	
106-93-4	1,2-Dibromoethane	ND	5.0	1.0	ug/kg	
107-06-2	1,2-Dichloroethane	ND	5.0	1.5	ug/kg	
78-87-5	1,2-Dichloropropane	ND	5.0	1.5	ug/kg	
142-28-9	1,3-Dichloropropane	ND	5.0	1.5	ug/kg	
108-20-3	Di-Isopropyl ether	ND	5.0	1.5	ug/kg	
594-20-7	2,2-Dichloropropane	ND	5.0	1.5	ug/kg	
124-48-1	Dibromochloromethane	ND	5.0	1.0	ug/kg	
75-71-8	Dichlorodifluoromethane	ND	5.0	1.0	ug/kg	
156-59-2	cis-1,2-Dichloroethylene	ND	5.0	1.5	ug/kg	
10061-01-5	cis-1,3-Dichloropropene	ND	5.0	1.5	ug/kg	
541-73-1	m-Dichlorobenzene	ND	5.0	1.5	ug/kg	
95-50-1	o-Dichlorobenzene	ND	5.0	1.5	ug/kg	
106-46-7	p-Dichlorobenzene	ND	5.0	1.5	ug/kg	
156-60-5	trans-1,2-Dichloroethylene	ND	5.0	1.5	ug/kg	
10061-02-6	trans-1,3-Dichloropropene	ND	5.0	1.5	ug/kg	
100-41-4	Ethylbenzene	ND	5.0	1.5	ug/kg	
637-92-3	Ethyl tert-Butyl Ether	ND	5.0	1.5	ug/kg	



## Method Blank Summary

**Job Number:** C16957  
**Account:** IRISECAO Iris Environmental  
**Project:** Romic Soil Investigation(Romic EPA) - 2081 Bay Road,East Palo Alto,CA

Sample	File ID	DF	Analyzed	By	Prep Date	Prep Batch	Analytical Batch
VM825-MB	M25867.D	1	07/24/11	TN	n/a	n/a	VM825

**The QC reported here applies to the following samples:** **Method:** SW846 8260B

C16957-17, C16957-18, C16957-19, C16957-20, C16957-21, C16957-22, C16957-23, C16957-24, C16957-25, C16957-26, C16957-27, C16957-28, C16957-29, C16957-31, C16957-32, C16957-33, C16957-34, C16957-35, C16957-36, C16957-37

CAS No.	Compound	Result	RL	MDL	Units	Q
591-78-6	2-Hexanone	ND	40	5.0	ug/kg	
87-68-3	Hexachlorobutadiene	ND	5.0	1.0	ug/kg	
98-82-8	Isopropylbenzene	ND	5.0	1.5	ug/kg	
99-87-6	p-Isopropyltoluene	ND	5.0	1.5	ug/kg	
108-10-1	4-Methyl-2-pentanone	ND	40	15	ug/kg	
74-83-9	Methyl bromide	ND	5.0	2.5	ug/kg	
74-87-3	Methyl chloride	ND	5.0	1.5	ug/kg	
74-95-3	Methylene bromide	ND	5.0	2.5	ug/kg	
75-09-2	Methylene chloride	ND	25	16	ug/kg	
78-93-3	Methyl ethyl ketone	ND	40	12	ug/kg	
1634-04-4	Methyl Tert Butyl Ether	ND	5.0	1.0	ug/kg	
91-20-3	Naphthalene	ND	5.0	1.5	ug/kg	
103-65-1	n-Propylbenzene	ND	5.0	1.5	ug/kg	
100-42-5	Styrene	ND	5.0	1.0	ug/kg	
994-05-8	Tert-Amyl Methyl Ether	ND	5.0	1.2	ug/kg	
75-65-0	Tert Butyl Alcohol	ND	40	10	ug/kg	
630-20-6	1,1,1,2-Tetrachloroethane	ND	5.0	1.0	ug/kg	
71-55-6	1,1,1-Trichloroethane	ND	5.0	1.5	ug/kg	
79-34-5	1,1,2,2-Tetrachloroethane	ND	5.0	1.0	ug/kg	
79-00-5	1,1,2-Trichloroethane	ND	5.0	1.0	ug/kg	
87-61-6	1,2,3-Trichlorobenzene	ND	5.0	1.5	ug/kg	
96-18-4	1,2,3-Trichloropropane	ND	5.0	1.5	ug/kg	
120-82-1	1,2,4-Trichlorobenzene	ND	5.0	1.5	ug/kg	
95-63-6	1,2,4-Trimethylbenzene	ND	5.0	1.5	ug/kg	
108-67-8	1,3,5-Trimethylbenzene	ND	5.0	1.5	ug/kg	
127-18-4	Tetrachloroethylene	ND	5.0	3.5	ug/kg	
108-88-3	Toluene	ND	5.0	1.5	ug/kg	
79-01-6	Trichloroethylene	ND	5.0	1.0	ug/kg	
75-69-4	Trichlorofluoromethane <sup>a</sup>	ND	5.0	1.2	ug/kg	
75-01-4	Vinyl chloride	ND	5.0	2.5	ug/kg	
1330-20-7	Xylene (total)	ND	10	4.0	ug/kg	

CAS No.	Surrogate Recoveries	Limits
1868-53-7	Dibromofluoromethane	95% 60-130%

## Method Blank Summary

**Job Number:** C16957  
**Account:** IRISECAO Iris Environmental  
**Project:** Romic Soil Investigation(Romic EPA) - 2081 Bay Road,East Palo Alto,CA

Sample	File ID	DF	Analyzed	By	Prep Date	Prep Batch	Analytical Batch
VM825-MB	M25867.D	1	07/24/11	TN	n/a	n/a	VM825

The QC reported here applies to the following samples:

Method: SW846 8260B

C16957-17, C16957-18, C16957-19, C16957-20, C16957-21, C16957-22, C16957-23, C16957-24, C16957-25, C16957-26, C16957-27, C16957-28, C16957-29, C16957-31, C16957-32, C16957-33, C16957-34, C16957-35, C16957-36, C16957-37

CAS No.	Surrogate Recoveries	Limits
2037-26-5	Toluene-D8	97% 60-130%
460-00-4	4-Bromofluorobenzene	100% 60-130%

(a) CCV outside of control limits (biased high); not detected in sample.

## Method Blank Summary

**Job Number:** C16957  
**Account:** IRISECAO Iris Environmental  
**Project:** Romic Soil Investigation(Romic EPA) - 2081 Bay Road,East Palo Alto,CA

Sample	File ID	DF	Analyzed	By	Prep Date	Prep Batch	Analytical Batch
VM826-MB	M25907.D	1	07/25/11	TN	n/a	n/a	VM826

The QC reported here applies to the following samples:

Method: SW846 8260B

C16957-21, C16957-29, C16957-38, C16957-13A, C16957-23A, C16957-31A, C16957-37A

CAS No.	Compound	Result	RL	MDL	Units	Q
67-64-1	Acetone	ND	100	20	ug/kg	
71-43-2	Benzene	ND	5.0	1.5	ug/kg	
108-86-1	Bromobenzene	ND	5.0	1.5	ug/kg	
74-97-5	Bromochloromethane	ND	5.0	1.5	ug/kg	
75-27-4	Bromodichloromethane	ND	5.0	1.0	ug/kg	
75-25-2	Bromoform	ND	5.0	1.0	ug/kg	
104-51-8	n-Butylbenzene	ND	5.0	1.5	ug/kg	
135-98-8	sec-Butylbenzene	ND	5.0	1.5	ug/kg	
98-06-6	tert-Butylbenzene	ND	5.0	1.5	ug/kg	
108-90-7	Chlorobenzene	ND	5.0	1.5	ug/kg	
75-00-3	Chloroethane	ND	5.0	1.5	ug/kg	
67-66-3	Chloroform	ND	5.0	1.5	ug/kg	
95-49-8	o-Chlorotoluene	ND	5.0	1.5	ug/kg	
106-43-4	p-Chlorotoluene	ND	5.0	1.5	ug/kg	
56-23-5	Carbon tetrachloride	ND	5.0	1.0	ug/kg	
75-34-3	1,1-Dichloroethane	ND	5.0	1.0	ug/kg	
75-35-4	1,1-Dichloroethylene	ND	5.0	1.5	ug/kg	
563-58-6	1,1-Dichloropropene	ND	5.0	1.5	ug/kg	
96-12-8	1,2-Dibromo-3-chloropropane	ND	5.0	1.0	ug/kg	
106-93-4	1,2-Dibromoethane	ND	5.0	1.0	ug/kg	
107-06-2	1,2-Dichloroethane	ND	5.0	1.5	ug/kg	
78-87-5	1,2-Dichloropropane	ND	5.0	1.5	ug/kg	
142-28-9	1,3-Dichloropropane	ND	5.0	1.5	ug/kg	
108-20-3	Di-Isopropyl ether	ND	5.0	1.5	ug/kg	
594-20-7	2,2-Dichloropropane	ND	5.0	1.5	ug/kg	
124-48-1	Dibromochloromethane	ND	5.0	1.0	ug/kg	
75-71-8	Dichlorodifluoromethane	ND	5.0	1.0	ug/kg	
156-59-2	cis-1,2-Dichloroethylene	ND	5.0	1.5	ug/kg	
10061-01-5	cis-1,3-Dichloropropene	ND	5.0	1.5	ug/kg	
541-73-1	m-Dichlorobenzene	ND	5.0	1.5	ug/kg	
95-50-1	o-Dichlorobenzene	ND	5.0	1.5	ug/kg	
106-46-7	p-Dichlorobenzene	ND	5.0	1.5	ug/kg	
156-60-5	trans-1,2-Dichloroethylene	ND	5.0	1.5	ug/kg	
10061-02-6	trans-1,3-Dichloropropene	ND	5.0	1.5	ug/kg	
100-41-4	Ethylbenzene	ND	5.0	1.5	ug/kg	
637-92-3	Ethyl tert-Butyl Ether	ND	5.0	1.5	ug/kg	

## Method Blank Summary

**Job Number:** C16957  
**Account:** IRISECAO Iris Environmental  
**Project:** Romc Soil Investigation(Romic EPA) - 2081 Bay Road,East Palo Alto,CA

Sample	File ID	DF	Analyzed	By	Prep Date	Prep Batch	Analytical Batch
VM826-MB	M25907.D	1	07/25/11	TN	n/a	n/a	VM826

**The QC reported here applies to the following samples:** **Method:** SW846 8260B

C16957-21, C16957-29, C16957-38, C16957-13A, C16957-23A, C16957-31A, C16957-37A

CAS No.	Compound	Result	RL	MDL	Units	Q
591-78-6	2-Hexanone	ND	40	5.0	ug/kg	
87-68-3	Hexachlorobutadiene	ND	5.0	1.0	ug/kg	
98-82-8	Isopropylbenzene	ND	5.0	1.5	ug/kg	
99-87-6	p-Isopropyltoluene	ND	5.0	1.5	ug/kg	
108-10-1	4-Methyl-2-pentanone	ND	40	15	ug/kg	
74-83-9	Methyl bromide	ND	5.0	2.5	ug/kg	
74-87-3	Methyl chloride	ND	5.0	1.5	ug/kg	
74-95-3	Methylene bromide	ND	5.0	2.5	ug/kg	
75-09-2	Methylene chloride	ND	25	16	ug/kg	
78-93-3	Methyl ethyl ketone	ND	40	12	ug/kg	
1634-04-4	Methyl Tert Butyl Ether	ND	5.0	1.0	ug/kg	
91-20-3	Naphthalene	ND	5.0	1.5	ug/kg	
103-65-1	n-Propylbenzene	ND	5.0	1.5	ug/kg	
100-42-5	Styrene	ND	5.0	1.0	ug/kg	
994-05-8	Tert-Amyl Methyl Ether	ND	5.0	1.2	ug/kg	
75-65-0	Tert Butyl Alcohol	ND	40	10	ug/kg	
630-20-6	1,1,1,2-Tetrachloroethane	ND	5.0	1.0	ug/kg	
71-55-6	1,1,1-Trichloroethane	ND	5.0	1.5	ug/kg	
79-34-5	1,1,2,2-Tetrachloroethane	ND	5.0	1.0	ug/kg	
79-00-5	1,1,2-Trichloroethane	ND	5.0	1.0	ug/kg	
87-61-6	1,2,3-Trichlorobenzene	ND	5.0	1.5	ug/kg	
96-18-4	1,2,3-Trichloropropane	ND	5.0	1.5	ug/kg	
120-82-1	1,2,4-Trichlorobenzene	ND	5.0	1.5	ug/kg	
95-63-6	1,2,4-Trimethylbenzene	ND	5.0	1.5	ug/kg	
108-67-8	1,3,5-Trimethylbenzene	ND	5.0	1.5	ug/kg	
127-18-4	Tetrachloroethylene	ND	5.0	3.5	ug/kg	
108-88-3	Toluene	ND	5.0	1.5	ug/kg	
79-01-6	Trichloroethylene	ND	5.0	1.0	ug/kg	
75-69-4	Trichlorofluoromethane	ND	5.0	1.2	ug/kg	
75-01-4	Vinyl chloride	ND	5.0	2.5	ug/kg	
1330-20-7	Xylene (total)	ND	10	4.0	ug/kg	

CAS No.	Surrogate Recoveries	Limits
1868-53-7	Dibromofluoromethane	86% 60-130%

4.1.4  
4

## Method Blank Summary

**Job Number:** C16957  
**Account:** IRISECAO Iris Environmental  
**Project:** Romic Soil Investigation(Romic EPA) - 2081 Bay Road,East Palo Alto,CA

Sample	File ID	DF	Analyzed	By	Prep Date	Prep Batch	Analytical Batch
VM826-MB	M25907.D	1	07/25/11	TN	n/a	n/a	VM826

The QC reported here applies to the following samples:

Method: SW846 8260B

C16957-21, C16957-29, C16957-38, C16957-13A, C16957-23A, C16957-31A, C16957-37A

CAS No.	Surrogate Recoveries	Limits
2037-26-5	Toluene-D8	93% 60-130%
460-00-4	4-Bromofluorobenzene	101% 60-130%

# Blank Spike Summary

**Job Number:** C16957  
**Account:** IRISECAO Iris Environmental  
**Project:** Romic Soil Investigation(Romic EPA) - 2081 Bay Road,East Palo Alto,CA

Sample	File ID	DF	Analyzed	By	Prep Date	Prep Batch	Analytical Batch
VM823-BS1	M25808.D	1	07/22/11	TN	n/a	n/a	VM823

**The QC reported here applies to the following samples:** **Method:** SW846 8260B

C16957-4, C16957-5, C16957-6, C16957-7, C16957-8, C16957-10, C16957-11, C16957-12, C16957-13, C16957-14, C16957-15, C16957-16

CAS No.	Compound	Spike ug/kg	BSP ug/kg	BSP %	Limits
---------	----------	----------------	--------------	----------	--------

CAS No.	Surrogate Recoveries	BSP	Limits
1868-53-7	Dibromofluoromethane	94%	60-130%
2037-26-5	Toluene-D8	97%	60-130%
460-00-4	4-Bromofluorobenzene	102%	60-130%

4.2.1  
4

# Blank Spike/Blank Spike Duplicate Summary

**Job Number:** C16957  
**Account:** IRISECAO Iris Environmental  
**Project:** Romic Soil Investigation(Romic EPA) - 2081 Bay Road,East Palo Alto,CA

Sample	File ID	DF	Analyzed	By	Prep Date	Prep Batch	Analytical Batch
VM822-BS	M25777.D	1	07/21/11	TN	n/a	n/a	VM822
VM822-BSD	M25778.D	1	07/21/11	TN	n/a	n/a	VM822

The QC reported here applies to the following samples:

Method: SW846 8260B

C16957-1, C16957-2, C16957-3, C16957-9

CAS No.	Compound	Spike ug/kg	BSP ug/kg	BSP %	BSD ug/kg	BSD %	RPD	Limits Rec/RPD
67-64-1	Acetone	160	168	105	157	98	7	60-130/30
71-43-2	Benzene	40	38.5	96	37.5	94	3	60-130/30
108-86-1	Bromobenzene	40	36.3	91	35.6	89	2	60-130/30
74-97-5	Bromochloromethane	40	38.9	97	36.7	92	6	60-130/30
75-27-4	Bromodichloromethane	40	41.9	105	39.5	99	6	60-130/30
75-25-2	Bromoform	40	39.5	99	37.5	94	5	60-130/30
104-51-8	n-Butylbenzene	40	34.7	87	34.9	87	1	60-130/30
135-98-8	sec-Butylbenzene	40	35.2	88	35.6	89	1	60-130/30
98-06-6	tert-Butylbenzene	40	36.5	91	37.2	93	2	60-130/30
108-90-7	Chlorobenzene	40	36.2	91	36.2	91	0	60-130/30
75-00-3	Chloroethane	40	38.0	95	37.0	93	3	60-130/30
67-66-3	Chloroform	40	38.2	96	37.3	93	2	60-130/30
95-49-8	o-Chlorotoluene	40	33.7	84	33.9	85	1	60-130/30
106-43-4	p-Chlorotoluene	40	37.5	94	37.6	94	0	60-130/30
56-23-5	Carbon tetrachloride	40	41.2	103	40.1	100	3	60-130/30
75-34-3	1,1-Dichloroethane	40	37.0	93	35.9	90	3	60-130/30
75-35-4	1,1-Dichloroethylene	40	36.0	90	35.6	89	1	60-130/30
563-58-6	1,1-Dichloropropene	40	39.3	98	37.8	95	4	60-130/30
96-12-8	1,2-Dibromo-3-chloropropane	40	40.9	102	37.0	93	10	60-130/30
106-93-4	1,2-Dibromoethane	40	37.8	95	36.9	92	2	60-130/30
107-06-2	1,2-Dichloroethane	40	41.6	104	38.9	97	7	60-130/30
78-87-5	1,2-Dichloropropane	40	39.4	99	37.4	94	5	60-130/30
142-28-9	1,3-Dichloropropane	40	37.2	93	35.5	89	5	60-130/30
108-20-3	Di-Isopropyl ether	40	39.0	98	37.5	94	4	60-130/30
594-20-7	2,2-Dichloropropane	40	38.0	95	37.4	94	2	60-130/30
124-48-1	Dibromochloromethane	40	39.0	98	37.9	95	3	60-130/30
75-71-8	Dichlorodifluoromethane	40	30.9	77	30.2	76	2	60-130/30
156-59-2	cis-1,2-Dichloroethylene	40	36.5	91	35.4	89	3	60-130/30
10061-01-5	cis-1,3-Dichloropropene	40	40.4	101	38.8	97	4	60-130/30
541-73-1	m-Dichlorobenzene	40	36.0	90	35.8	90	1	60-130/30
95-50-1	o-Dichlorobenzene	40	36.8	92	36.0	90	2	60-130/30
106-46-7	p-Dichlorobenzene	40	35.8	90	35.4	89	1	60-130/30
156-60-5	trans-1,2-Dichloroethylene	40	36.0	90	35.6	89	1	60-130/30
10061-02-6	trans-1,3-Dichloropropene	40	37.8	95	36.5	91	3	60-130/30
100-41-4	Ethylbenzene	40	36.0	90	36.3	91	1	60-130/30
637-92-3	Ethyl tert-Butyl Ether	40	39.7	99	37.5	94	6	60-130/30

# Blank Spike/Blank Spike Duplicate Summary

**Job Number:** C16957

**Account:** IRISECAO Iris Environmental

**Project:** Romic Soil Investigation(Romic EPA) - 2081 Bay Road,East Palo Alto,CA

Sample	File ID	DF	Analyzed	By	Prep Date	Prep Batch	Analytical Batch
VM822-BS	M25777.D	1	07/21/11	TN	n/a	n/a	VM822
VM822-BSD	M25778.D	1	07/21/11	TN	n/a	n/a	VM822

The QC reported here applies to the following samples:

Method: SW846 8260B

C16957-1, C16957-2, C16957-3, C16957-9

CAS No.	Compound	Spike ug/kg	BSP ug/kg	BSP %	BSD ug/kg	BSD %	RPD	Limits Rec/RPD
591-78-6	2-Hexanone	160	157	98	144	90	9	60-130/30
87-68-3	Hexachlorobutadiene	40	39.9	100	40.2	101	1	60-130/30
98-82-8	Isopropylbenzene	40	36.5	91	36.3	91	1	60-130/30
99-87-6	p-Isopropyltoluene	40	35.5	89	36.0	90	1	60-130/30
108-10-1	4-Methyl-2-pentanone	160	176	110	156	98	12	60-130/30
74-83-9	Methyl bromide	40	39.1	98	37.7	94	4	60-130/30
74-87-3	Methyl chloride	40	38.0	95	38.8	97	2	60-130/30
74-95-3	Methylene bromide	40	40.9	102	37.7	94	8	60-130/30
75-09-2	Methylene chloride	40	35.7	89	34.2	86	4	60-130/30
78-93-3	Methyl ethyl ketone	160	164	103	154	96	6	60-130/30
1634-04-4	Methyl Tert Butyl Ether	40	41.0	103	38.0	95	8	60-130/30
91-20-3	Naphthalene	40	39.1	98	37.1	93	5	60-130/30
103-65-1	n-Propylbenzene	40	35.1	88	35.5	89	1	60-130/30
100-42-5	Styrene	40	35.5	89	35.5	89	0	60-130/30
994-05-8	Tert-Amyl Methyl Ether	40	39.5	99	37.3	93	6	60-130/30
75-65-0	Tert Butyl Alcohol	200	216	108	195	98	10	60-130/30
630-20-6	1,1,1,2-Tetrachloroethane	40	37.6	94	36.9	92	2	60-130/30
71-55-6	1,1,1-Trichloroethane	40	39.5	99	39.0	98	1	60-130/30
79-34-5	1,1,2,2-Tetrachloroethane	40	36.0	90	34.9	87	3	60-130/30
79-00-5	1,1,2-Trichloroethane	40	35.4	89	34.4	86	3	60-130/30
87-61-6	1,2,3-Trichlorobenzene	40	38.0	95	37.5	94	1	60-130/30
96-18-4	1,2,3-Trichloropropane	40	38.1	95	35.6	89	7	60-130/30
120-82-1	1,2,4-Trichlorobenzene	40	37.2	93	37.5	94	1	60-130/30
95-63-6	1,2,4-Trimethylbenzene	40	35.5	89	35.6	89	0	60-130/30
108-67-8	1,3,5-Trimethylbenzene	40	35.6	89	35.8	90	1	60-130/30
127-18-4	Tetrachloroethylene	40	38.9	97	37.2	93	4	60-130/30
108-88-3	Toluene	40	35.0	88	35.0	88	0	60-130/30
79-01-6	Trichloroethylene	40	39.9	100	39.5	99	1	60-130/30
75-69-4	Trichlorofluoromethane	40	39.8	100	39.0	98	2	60-130/30
75-01-4	Vinyl chloride	40	47.2	118	33.6	84	34* a	60-130/30
1330-20-7	Xylene (total)	120	105	88	105	88	0	60-130/30

CAS No.	Surrogate Recoveries	BSP	BSD	Limits
1868-53-7	Dibromofluoromethane	97%	97%	60-130%

4.3.1  
4



# Blank Spike/Blank Spike Duplicate Summary

**Job Number:** C16957  
**Account:** IRISECAO Iris Environmental  
**Project:** Romic Soil Investigation(Romic EPA) - 2081 Bay Road,East Palo Alto,CA

Sample	File ID	DF	Analyzed	By	Prep Date	Prep Batch	Analytical Batch
VM822-BS	M25777.D	1	07/21/11	TN	n/a	n/a	VM822
VM822-BSD	M25778.D	1	07/21/11	TN	n/a	n/a	VM822

The QC reported here applies to the following samples:

Method: SW846 8260B

C16957-1, C16957-2, C16957-3, C16957-9

CAS No.	Surrogate Recoveries	BSP	BSD	Limits
2037-26-5	Toluene-D8	92%	93%	60-130%
460-00-4	4-Bromofluorobenzene	103%	102%	60-130%

(a) Outside laboratory control limits.

4.3.1  
4

# Blank Spike/Blank Spike Duplicate Summary

**Job Number:** C16957  
**Account:** IRISECAO Iris Environmental  
**Project:** Romic Soil Investigation(Romic EPA) - 2081 Bay Road,East Palo Alto,CA

Sample	File ID	DF	Analyzed	By	Prep Date	Prep Batch	Analytical Batch
VM823-BS	M25806.D	1	07/22/11	TN	n/a	n/a	VM823
VM823-BSD	M25807.D	1	07/22/11	TN	n/a	n/a	VM823

**The QC reported here applies to the following samples:** **Method:** SW846 8260B

C16957-4, C16957-5, C16957-6, C16957-7, C16957-8, C16957-10, C16957-11, C16957-12, C16957-13, C16957-14, C16957-15, C16957-16

CAS No.	Compound	Spike ug/kg	BSP ug/kg	BSP %	BSD ug/kg	BSD %	RPD	Limits Rec/RPD
67-64-1	Acetone	160	133	83	132	83	1	60-130/30
71-43-2	Benzene	40	40.6	102	40.3	101	1	60-130/30
108-86-1	Bromobenzene	40	38.2	96	38.8	97	2	60-130/30
74-97-5	Bromochloromethane	40	40.8	102	41.3	103	1	60-130/30
75-27-4	Bromodichloromethane	40	43.1	108	42.4	106	2	60-130/30
75-25-2	Bromoform	40	41.9	105	40.5	101	3	60-130/30
104-51-8	n-Butylbenzene	40	37.7	94	38.0	95	1	60-130/30
135-98-8	sec-Butylbenzene	40	38.4	96	38.7	97	1	60-130/30
98-06-6	tert-Butylbenzene	40	39.3	98	39.0	98	1	60-130/30
108-90-7	Chlorobenzene	40	38.7	97	38.3	96	1	60-130/30
75-00-3	Chloroethane	40	37.7	94	37.8	95	0	60-130/30
67-66-3	Chloroform	40	41.9	105	40.9	102	2	60-130/30
95-49-8	o-Chlorotoluene	40	36.1	90	37.4	94	4	60-130/30
106-43-4	p-Chlorotoluene	40	40.8	102	39.9	100	2	60-130/30
56-23-5	Carbon tetrachloride	40	46.0	115	44.6	112	3	60-130/30
75-34-3	1,1-Dichloroethane	40	39.2	98	38.9	97	1	60-130/30
75-35-4	1,1-Dichloroethylene	40	37.8	95	37.5	94	1	60-130/30
563-58-6	1,1-Dichloropropene	40	42.1	105	41.8	105	1	60-130/30
96-12-8	1,2-Dibromo-3-chloropropane	40	38.8	97	40.3	101	4	60-130/30
106-93-4	1,2-Dibromoethane	40	38.5	96	38.9	97	1	60-130/30
107-06-2	1,2-Dichloroethane	40	44.4	111	43.2	108	3	60-130/30
78-87-5	1,2-Dichloropropane	40	40.9	102	40.3	101	1	60-130/30
142-28-9	1,3-Dichloropropane	40	39.1	98	38.4	96	2	60-130/30
108-20-3	Di-Isopropyl ether	40	38.9	97	39.9	100	3	60-130/30
594-20-7	2,2-Dichloropropane	40	41.9	105	41.7	104	0	60-130/30
124-48-1	Dibromochloromethane	40	40.2	101	39.5	99	2	60-130/30
75-71-8	Dichlorodifluoromethane	40	32.8	82	31.4	79	4	60-130/30
156-59-2	cis-1,2-Dichloroethylene	40	39.1	98	39.8	100	2	60-130/30
10061-01-5	cis-1,3-Dichloropropene	40	43.4	109	42.7	107	2	60-130/30
541-73-1	m-Dichlorobenzene	40	37.9	95	38.5	96	2	60-130/30
95-50-1	o-Dichlorobenzene	40	39.3	98	39.4	99	0	60-130/30
106-46-7	p-Dichlorobenzene	40	38.2	96	38.6	97	1	60-130/30
156-60-5	trans-1,2-Dichloroethylene	40	38.4	96	38.6	97	1	60-130/30
10061-02-6	trans-1,3-Dichloropropene	40	37.0	93	35.9	90	3	60-130/30
100-41-4	Ethylbenzene	40	39.0	98	38.9	97	0	60-130/30
637-92-3	Ethyl tert-Butyl Ether	40	44.3	111	44.1	110	0	60-130/30

4.3.2  
4

# Blank Spike/Blank Spike Duplicate Summary

**Job Number:** C16957  
**Account:** IRISECAO Iris Environmental  
**Project:** Romic Soil Investigation(Romic EPA) - 2081 Bay Road,East Palo Alto,CA

Sample	File ID	DF	Analyzed	By	Prep Date	Prep Batch	Analytical Batch
VM823-BS	M25806.D	1	07/22/11	TN	n/a	n/a	VM823
VM823-BSD	M25807.D	1	07/22/11	TN	n/a	n/a	VM823

**The QC reported here applies to the following samples:** **Method:** SW846 8260B

C16957-4, C16957-5, C16957-6, C16957-7, C16957-8, C16957-10, C16957-11, C16957-12, C16957-13, C16957-14, C16957-15, C16957-16

CAS No.	Compound	Spike ug/kg	BSP ug/kg	BSP %	BSD ug/kg	BSD %	RPD	Limits Rec/RPD
591-78-6	2-Hexanone	160	155	97	152	95	2	60-130/30
87-68-3	Hexachlorobutadiene	40	44.1	110	44.7	112	1	60-130/30
98-82-8	Isopropylbenzene	40	34.8	87	34.1	85	2	60-130/30
99-87-6	p-Isopropyltoluene	40	36.4	91	37.0	93	2	60-130/30
108-10-1	4-Methyl-2-pentanone	160	172	108	167	104	3	60-130/30
74-83-9	Methyl bromide	40	37.9	95	38.5	96	2	60-130/30
74-87-3	Methyl chloride	40	37.6	94	36.9	92	2	60-130/30
74-95-3	Methylene bromide	40	41.3	103	40.8	102	1	60-130/30
75-09-2	Methylene chloride	40	37.2	93	37.0	93	1	60-130/30
78-93-3	Methyl ethyl ketone	160	143	89	146	91	2	60-130/30
1634-04-4	Methyl Tert Butyl Ether	40	43.9	110	43.2	108	2	60-130/30
91-20-3	Naphthalene	40	39.0	98	40.0	100	3	60-130/30
103-65-1	n-Propylbenzene	40	37.3	93	37.6	94	1	60-130/30
100-42-5	Styrene	40	38.5	96	37.7	94	2	60-130/30
994-05-8	Tert-Amyl Methyl Ether	40	42.2	106	41.6	104	1	60-130/30
75-65-0	Tert Butyl Alcohol	200	208	104	209	105	0	60-130/30
630-20-6	1,1,1,2-Tetrachloroethane	40	40.3	101	40.3	101	0	60-130/30
71-55-6	1,1,1-Trichloroethane	40	44.4	111	43.8	110	1	60-130/30
79-34-5	1,1,2,2-Tetrachloroethane	40	36.8	92	38.1	95	3	60-130/30
79-00-5	1,1,2-Trichloroethane	40	37.5	94	36.8	92	2	60-130/30
87-61-6	1,2,3-Trichlorobenzene	40	40.1	100	40.1	100	0	60-130/30
96-18-4	1,2,3-Trichloropropane	40	38.3	96	37.7	94	2	60-130/30
120-82-1	1,2,4-Trichlorobenzene	40	38.4	96	38.9	97	1	60-130/30
95-63-6	1,2,4-Trimethylbenzene	40	38.0	95	38.3	96	1	60-130/30
108-67-8	1,3,5-Trimethylbenzene	40	38.8	97	40.0	100	3	60-130/30
127-18-4	Tetrachloroethylene	40	38.7	97	40.6	102	5	60-130/30
108-88-3	Toluene	40	37.7	94	37.3	93	1	60-130/30
79-01-6	Trichloroethylene	40	43.0	108	42.7	107	1	60-130/30
75-69-4	Trichlorofluoromethane	40	40.8	102	40.9	102	0	60-130/30
75-01-4	Vinyl chloride	40	32.9	82	32.3	81	2	60-130/30
1330-20-7	Xylene (total)	120	114	95	112	93	2	60-130/30

CAS No.	Surrogate Recoveries	BSP	BSD	Limits
1868-53-7	Dibromofluoromethane	96%	99%	60-130%

# Blank Spike/Blank Spike Duplicate Summary

**Job Number:** C16957  
**Account:** IRISECAO Iris Environmental  
**Project:** Romic Soil Investigation(Romic EPA) - 2081 Bay Road,East Palo Alto,CA

Sample	File ID	DF	Analyzed	By	Prep Date	Prep Batch	Analytical Batch
VM823-BS	M25806.D	1	07/22/11	TN	n/a	n/a	VM823
VM823-BSD	M25807.D	1	07/22/11	TN	n/a	n/a	VM823

The QC reported here applies to the following samples:

Method: SW846 8260B

C16957-4, C16957-5, C16957-6, C16957-7, C16957-8, C16957-10, C16957-11, C16957-12, C16957-13, C16957-14, C16957-15, C16957-16

CAS No.	Surrogate Recoveries	BSP	BSD	Limits
2037-26-5	Toluene-D8	93%	92%	60-130%
460-00-4	4-Bromofluorobenzene	103%	102%	60-130%

4.3.2  
4

# Blank Spike/Blank Spike Duplicate Summary

**Job Number:** C16957  
**Account:** IRISECAO Iris Environmental  
**Project:** Romic Soil Investigation(Romic EPA) - 2081 Bay Road,East Palo Alto,CA

Sample	File ID	DF	Analyzed	By	Prep Date	Prep Batch	Analytical Batch
VM825-BS	M25865.D	1	07/24/11	TN	n/a	n/a	VM825
VM825-BSD	M25866.D	1	07/24/11	TN	n/a	n/a	VM825

**The QC reported here applies to the following samples:** **Method:** SW846 8260B

C16957-17, C16957-18, C16957-19, C16957-20, C16957-21, C16957-22, C16957-23, C16957-24, C16957-25, C16957-26, C16957-27, C16957-28, C16957-29, C16957-31, C16957-32, C16957-33, C16957-34, C16957-35, C16957-36, C16957-37

CAS No.	Compound	Spike ug/kg	BSP ug/kg	BSP %	BSD ug/kg	BSD %	RPD	Limits Rec/RPD
67-64-1	Acetone	160	167	104	153	96	9	60-130/30
71-43-2	Benzene	40	37.8	95	37.3	93	1	60-130/30
108-86-1	Bromobenzene	40	35.7	89	35.5	89	1	60-130/30
74-97-5	Bromochloromethane	40	38.4	96	37.2	93	3	60-130/30
75-27-4	Bromodichloromethane	40	45.0	113	42.2	106	6	60-130/30
75-25-2	Bromoform	40	40.1	100	38.0	95	5	60-130/30
104-51-8	n-Butylbenzene	40	35.3	88	35.4	89	0	60-130/30
135-98-8	sec-Butylbenzene	40	34.8	87	35.7	89	3	60-130/30
98-06-6	tert-Butylbenzene	40	35.4	89	36.7	92	4	60-130/30
108-90-7	Chlorobenzene	40	34.8	87	35.4	89	2	60-130/30
75-00-3	Chloroethane	40	38.5	96	38.3	96	1	60-130/30
67-66-3	Chloroform	40	41.4	104	39.1	98	6	60-130/30
95-49-8	o-Chlorotoluene	40	34.5	86	35.7	89	3	60-130/30
106-43-4	p-Chlorotoluene	40	35.9	90	35.1	88	2	60-130/30
56-23-5	Carbon tetrachloride	40	44.2	111	42.4	106	4	60-130/30
75-34-3	1,1-Dichloroethane	40	38.7	97	37.0	93	4	60-130/30
75-35-4	1,1-Dichloroethylene	40	35.3	88	33.9	85	4	60-130/30
563-58-6	1,1-Dichloropropene	40	38.7	97	38.2	96	1	60-130/30
96-12-8	1,2-Dibromo-3-chloropropane	40	41.1	103	37.3	93	10	60-130/30
106-93-4	1,2-Dibromoethane	40	36.7	92	35.7	89	3	60-130/30
107-06-2	1,2-Dichloroethane	40	46.5	116	42.2	106	10	60-130/30
78-87-5	1,2-Dichloropropane	40	39.8	100	38.4	96	4	60-130/30
142-28-9	1,3-Dichloropropane	40	36.8	92	34.8	87	6	60-130/30
108-20-3	Di-Isopropyl ether	40	38.8	97	37.9	95	2	60-130/30
594-20-7	2,2-Dichloropropane	40	41.5	104	38.9	97	6	60-130/30
124-48-1	Dibromochloromethane	40	39.6	99	38.2	96	4	60-130/30
75-71-8	Dichlorodifluoromethane	40	32.7	82	30.7	77	6	60-130/30
156-59-2	cis-1,2-Dichloroethylene	40	36.1	90	35.6	89	1	60-130/30
10061-01-5	cis-1,3-Dichloropropene	40	42.1	105	40.2	101	5	60-130/30
541-73-1	m-Dichlorobenzene	40	35.7	89	36.1	90	1	60-130/30
95-50-1	o-Dichlorobenzene	40	37.0	93	36.2	91	2	60-130/30
106-46-7	p-Dichlorobenzene	40	35.8	90	36.2	91	1	60-130/30
156-60-5	trans-1,2-Dichloroethylene	40	34.1	85	33.7	84	1	60-130/30
10061-02-6	trans-1,3-Dichloropropene	40	38.0	95	36.5	91	4	60-130/30
100-41-4	Ethylbenzene	40	35.5	89	35.4	89	0	60-130/30
637-92-3	Ethyl tert-Butyl Ether	40	42.1	105	38.8	97	8	60-130/30

4.3.3  
4

# Blank Spike/Blank Spike Duplicate Summary

**Job Number:** C16957  
**Account:** IRISECAO Iris Environmental  
**Project:** Romic Soil Investigation(Romic EPA) - 2081 Bay Road,East Palo Alto,CA

Sample	File ID	DF	Analyzed	By	Prep Date	Prep Batch	Analytical Batch
VM825-BS	M25865.D	1	07/24/11	TN	n/a	n/a	VM825
VM825-BSD	M25866.D	1	07/24/11	TN	n/a	n/a	VM825

**The QC reported here applies to the following samples:** **Method:** SW846 8260B

C16957-17, C16957-18, C16957-19, C16957-20, C16957-21, C16957-22, C16957-23, C16957-24, C16957-25, C16957-26, C16957-27, C16957-28, C16957-29, C16957-31, C16957-32, C16957-33, C16957-34, C16957-35, C16957-36, C16957-37

CAS No.	Compound	Spike ug/kg	BSP ug/kg	BSP %	BSD ug/kg	BSD %	RPD	Limits Rec/RPD
591-78-6	2-Hexanone	160	156	98	139	87	12	60-130/30
87-68-3	Hexachlorobutadiene	40	41.4	104	41.8	105	1	60-130/30
98-82-8	Isopropylbenzene	40	36.1	90	35.9	90	1	60-130/30
99-87-6	p-Isopropyltoluene	40	35.3	88	36.3	91	3	60-130/30
108-10-1	4-Methyl-2-pentanone	160	181	113	158	99	14	60-130/30
74-83-9	Methyl bromide	40	38.4	96	38.4	96	0	60-130/30
74-87-3	Methyl chloride	40	41.8	105	40.4	101	3	60-130/30
74-95-3	Methylene bromide	40	42.4	106	38.8	97	9	60-130/30
75-09-2	Methylene chloride	40	37.1	93	36.0	90	3	60-130/30
78-93-3	Methyl ethyl ketone	160	162	101	147	92	10	60-130/30
1634-04-4	Methyl Tert Butyl Ether	40	42.9	107	39.1	98	9	60-130/30
91-20-3	Naphthalene	40	38.9	97	36.9	92	5	60-130/30
103-65-1	n-Propylbenzene	40	34.4	86	35.0	88	2	60-130/30
100-42-5	Styrene	40	35.0	88	34.7	87	1	60-130/30
994-05-8	Tert-Amyl Methyl Ether	40	41.6	104	38.2	96	9	60-130/30
75-65-0	Tert Butyl Alcohol	200	222	111	186	93	18	60-130/30
630-20-6	1,1,1,2-Tetrachloroethane	40	37.7	94	36.9	92	2	60-130/30
71-55-6	1,1,1-Trichloroethane	40	43.3	108	40.0	100	8	60-130/30
79-34-5	1,1,2,2-Tetrachloroethane	40	34.9	87	34.3	86	2	60-130/30
79-00-5	1,1,2-Trichloroethane	40	34.5	86	34.0	85	1	60-130/30
87-61-6	1,2,3-Trichlorobenzene	40	39.4	99	37.7	94	4	60-130/30
96-18-4	1,2,3-Trichloropropane	40	36.6	92	34.9	87	5	60-130/30
120-82-1	1,2,4-Trichlorobenzene	40	38.1	95	37.8	95	1	60-130/30
95-63-6	1,2,4-Trimethylbenzene	40	34.9	87	35.5	89	2	60-130/30
108-67-8	1,3,5-Trimethylbenzene	40	34.7	87	35.3	88	2	60-130/30
127-18-4	Tetrachloroethylene	40	32.6	82	35.1	88	7	60-130/30
108-88-3	Toluene	40	33.1	83	33.1	83	0	60-130/30
79-01-6	Trichloroethylene	40	39.3	98	38.9	97	1	60-130/30
75-69-4	Trichlorofluoromethane	40	45.2	113 <sup>a</sup>	42.8	107 <sup>a</sup>	5 <sup>a</sup>	60-130/30
75-01-4	Vinyl chloride	40	35.5	89	35.6	89	0	60-130/30
1330-20-7	Xylene (total)	120	101	84	101	84	0	60-130/30

CAS No.	Surrogate Recoveries	BSP	BSD	Limits
1868-53-7	Dibromofluoromethane	104%	100%	60-130%

# Blank Spike/Blank Spike Duplicate Summary

**Job Number:** C16957  
**Account:** IRISECAO Iris Environmental  
**Project:** Romic Soil Investigation(Romic EPA) - 2081 Bay Road,East Palo Alto,CA

Sample	File ID	DF	Analyzed	By	Prep Date	Prep Batch	Analytical Batch
VM825-BS	M25865.D	1	07/24/11	TN	n/a	n/a	VM825
VM825-BSD	M25866.D	1	07/24/11	TN	n/a	n/a	VM825

**The QC reported here applies to the following samples:** **Method:** SW846 8260B

C16957-17, C16957-18, C16957-19, C16957-20, C16957-21, C16957-22, C16957-23, C16957-24, C16957-25, C16957-26, C16957-27, C16957-28, C16957-29, C16957-31, C16957-32, C16957-33, C16957-34, C16957-35, C16957-36, C16957-37

CAS No.	Surrogate Recoveries	BSP	BSD	Limits
2037-26-5	Toluene-D8	88%	91%	60-130%
460-00-4	4-Bromofluorobenzene	105%	103%	60-130%

(a) CCV outside of control limits (biased high); not detected in sample.

4.3.3  
4

# Blank Spike/Blank Spike Duplicate Summary

**Job Number:** C16957  
**Account:** IRISECAO Iris Environmental  
**Project:** Romic Soil Investigation(Romic EPA) - 2081 Bay Road,East Palo Alto,CA

Sample	File ID	DF	Analyzed	By	Prep Date	Prep Batch	Analytical Batch
VM826-BS	M25905.D	1	07/25/11	TN	n/a	n/a	VM826
VM826-BSD	M25906.D	1	07/25/11	TN	n/a	n/a	VM826

**The QC reported here applies to the following samples:** **Method:** SW846 8260B

C16957-21, C16957-29, C16957-38, C16957-13A, C16957-23A, C16957-31A, C16957-37A

CAS No.	Compound	Spike ug/kg	BSP ug/kg	BSP %	BSD ug/kg	BSD %	RPD	Limits Rec/RPD
67-64-1	Acetone	160	158	99	157	98	1	60-130/30
71-43-2	Benzene	40	37.9	95	38.4	96	1	60-130/30
108-86-1	Bromobenzene	40	38.3	96	38.8	97	1	60-130/30
74-97-5	Bromochloromethane	40	38.8	97	38.5	96	1	60-130/30
75-27-4	Bromodichloromethane	40	43.7	109	43.7	109	0	60-130/30
75-25-2	Bromoform	40	41.1	103	41.2	103	0	60-130/30
104-51-8	n-Butylbenzene	40	36.8	92	36.2	91	2	60-130/30
135-98-8	sec-Butylbenzene	40	37.7	94	37.4	94	1	60-130/30
98-06-6	tert-Butylbenzene	40	38.3	96	38.6	97	1	60-130/30
108-90-7	Chlorobenzene	40	37.5	94	37.7	94	1	60-130/30
75-00-3	Chloroethane	40	39.7	99	38.0	95	4	60-130/30
67-66-3	Chloroform	40	40.0	100	39.8	100	1	60-130/30
95-49-8	o-Chlorotoluene	40	35.5	89	36.7	92	3	60-130/30
106-43-4	p-Chlorotoluene	40	39.2	98	37.1	93	6	60-130/30
56-23-5	Carbon tetrachloride	40	43.0	108	42.3	106	2	60-130/30
75-34-3	1,1-Dichloroethane	40	37.2	93	37.0	93	1	60-130/30
75-35-4	1,1-Dichloroethylene	40	34.7	87	34.2	86	1	60-130/30
563-58-6	1,1-Dichloropropene	40	38.3	96	37.9	95	1	60-130/30
96-12-8	1,2-Dibromo-3-chloropropane	40	38.2	96	38.4	96	1	60-130/30
106-93-4	1,2-Dibromoethane	40	37.1	93	37.6	94	1	60-130/30
107-06-2	1,2-Dichloroethane	40	41.6	104	41.5	104	0	60-130/30
78-87-5	1,2-Dichloropropane	40	38.5	96	39.1	98	2	60-130/30
142-28-9	1,3-Dichloropropane	40	36.5	91	37.0	93	1	60-130/30
108-20-3	Di-Isopropyl ether	40	39.7	99	39.7	99	0	60-130/30
594-20-7	2,2-Dichloropropane	40	40.3	101	38.5	96	5	60-130/30
124-48-1	Dibromochloromethane	40	40.2	101	40.2	101	0	60-130/30
75-71-8	Dichlorodifluoromethane	40	31.9	80	30.6	77	4	60-130/30
156-59-2	cis-1,2-Dichloroethylene	40	36.8	92	36.6	92	1	60-130/30
10061-01-5	cis-1,3-Dichloropropene	40	41.5	104	41.7	104	0	60-130/30
541-73-1	m-Dichlorobenzene	40	38.3	96	38.2	96	0	60-130/30
95-50-1	o-Dichlorobenzene	40	38.7	97	38.9	97	1	60-130/30
106-46-7	p-Dichlorobenzene	40	38.4	96	38.4	96	0	60-130/30
156-60-5	trans-1,2-Dichloroethylene	40	34.9	87	33.7	84	3	60-130/30
10061-02-6	trans-1,3-Dichloropropene	40	38.0	95	37.6	94	1	60-130/30
100-41-4	Ethylbenzene	40	36.9	92	37.0	93	0	60-130/30
637-92-3	Ethyl tert-Butyl Ether	40	39.9	100	38.9	97	3	60-130/30

4.3.4  
4



# Blank Spike/Blank Spike Duplicate Summary

**Job Number:** C16957  
**Account:** IRISECAO Iris Environmental  
**Project:** Romic Soil Investigation(Romic EPA) - 2081 Bay Road,East Palo Alto,CA

Sample	File ID	DF	Analyzed	By	Prep Date	Prep Batch	Analytical Batch
VM826-BS	M25905.D	1	07/25/11	TN	n/a	n/a	VM826
VM826-BSD	M25906.D	1	07/25/11	TN	n/a	n/a	VM826

**The QC reported here applies to the following samples:** **Method:** SW846 8260B

C16957-21, C16957-29, C16957-38, C16957-13A, C16957-23A, C16957-31A, C16957-37A

CAS No.	Compound	Spike ug/kg	BSP ug/kg	BSP %	BSD ug/kg	BSD %	RPD	Limits Rec/RPD
591-78-6	2-Hexanone	160	146	91	144	90	1	60-130/30
87-68-3	Hexachlorobutadiene	40	43.6	109	43.0	108	1	60-130/30
98-82-8	Isopropylbenzene	40	38.0	95	37.7	94	1	60-130/30
99-87-6	p-Isopropyltoluene	40	38.5	96	37.6	94	2	60-130/30
108-10-1	4-Methyl-2-pentanone	160	164	103	164	103	0	60-130/30
74-83-9	Methyl bromide	40	41.0	103	40.6	102	1	60-130/30
74-87-3	Methyl chloride	40	33.6	84	37.4	94	11	60-130/30
74-95-3	Methylene bromide	40	40.1	100	40.4	101	1	60-130/30
75-09-2	Methylene chloride	40	34.3	86	34.3	86	0	60-130/30
78-93-3	Methyl ethyl ketone	160	159	99	155	97	3	60-130/30
1634-04-4	Methyl Tert Butyl Ether	40	40.8	102	39.7	99	3	60-130/30
91-20-3	Naphthalene	40	38.9	97	38.8	97	0	60-130/30
103-65-1	n-Propylbenzene	40	36.8	92	36.4	91	1	60-130/30
100-42-5	Styrene	40	36.9	92	37.0	93	0	60-130/30
994-05-8	Tert-Amyl Methyl Ether	40	39.7	99	39.3	98	1	60-130/30
75-65-0	Tert Butyl Alcohol	200	209	105	199	100	5	60-130/30
630-20-6	1,1,1,2-Tetrachloroethane	40	39.4	99	38.9	97	1	60-130/30
71-55-6	1,1,1-Trichloroethane	40	41.5	104	40.3	101	3	60-130/30
79-34-5	1,1,2,2-Tetrachloroethane	40	35.7	89	35.9	90	1	60-130/30
79-00-5	1,1,2-Trichloroethane	40	36.1	90	35.9	90	1	60-130/30
87-61-6	1,2,3-Trichlorobenzene	40	39.9	100	39.7	99	1	60-130/30
96-18-4	1,2,3-Trichloropropane	40	36.5	91	37.0	93	1	60-130/30
120-82-1	1,2,4-Trichlorobenzene	40	40.3	101	39.4	99	2	60-130/30
95-63-6	1,2,4-Trimethylbenzene	40	37.3	93	36.8	92	1	60-130/30
108-67-8	1,3,5-Trimethylbenzene	40	37.5	94	37.0	93	1	60-130/30
127-18-4	Tetrachloroethylene	40	36.0	90	39.1	98	8	60-130/30
108-88-3	Toluene	40	34.6	87	35.0	88	1	60-130/30
79-01-6	Trichloroethylene	40	40.7	102	41.2	103	1	60-130/30
75-69-4	Trichlorofluoromethane	40	43.6	109	41.9	105	4	60-130/30
75-01-4	Vinyl chloride	40	36.8	92	35.9	90	2	60-130/30
1330-20-7	Xylene (total)	120	107	89	108	90	1	60-130/30

CAS No.	Surrogate Recoveries	BSP	BSD	Limits
1868-53-7	Dibromofluoromethane	96%	94%	60-130%

4.3.4  
4

# Blank Spike/Blank Spike Duplicate Summary

**Job Number:** C16957  
**Account:** IRISECAO Iris Environmental  
**Project:** Romic Soil Investigation(Romic EPA) - 2081 Bay Road,East Palo Alto,CA

Sample	File ID	DF	Analyzed	By	Prep Date	Prep Batch	Analytical Batch
VM826-BS	M25905.D	1	07/25/11	TN	n/a	n/a	VM826
VM826-BSD	M25906.D	1	07/25/11	TN	n/a	n/a	VM826

The QC reported here applies to the following samples:

Method: SW846 8260B

C16957-21, C16957-29, C16957-38, C16957-13A, C16957-23A, C16957-31A, C16957-37A

CAS No.	Surrogate Recoveries	BSP	BSD	Limits
2037-26-5	Toluene-D8	89%	89%	60-130%
460-00-4	4-Bromofluorobenzene	103%	100%	60-130%

4.3.4  
4

# Matrix Spike/Matrix Spike Duplicate Summary

**Job Number:** C16957  
**Account:** IRISECAO Iris Environmental  
**Project:** Romic Soil Investigation(Romic EPA) - 2081 Bay Road,East Palo Alto,CA

Sample	File ID	DF	Analyzed	By	Prep Date	Prep Batch	Analytical Batch
C17000-1MS	M25814.D	1	07/22/11	TN	n/a	n/a	VM823
C17000-1MSD	M25815.D	1	07/22/11	TN	n/a	n/a	VM823
C17000-1	M25810.D	1	07/22/11	TN	n/a	n/a	VM823

The QC reported here applies to the following samples:

Method: SW846 8260B

C16957-4, C16957-5, C16957-6, C16957-7, C16957-8, C16957-10, C16957-11, C16957-12, C16957-13, C16957-14, C16957-15, C16957-16

CAS No.	Compound	C17000-1 ug/kg	Spike Q ug/kg	MS ug/kg	MS %	MSD ug/kg	MSD %	RPD	Limits Rec/RPD
67-64-1	Acetone	ND	159	134	84	136	85	1	60-130/30
71-43-2	Benzene	ND	39.7	40.1	101	40.0	100	0	60-130/30
108-86-1	Bromobenzene	ND	39.7	35.7	90	36.6	92	2	60-130/30
74-97-5	Bromochloromethane	ND	39.7	41.7	105	42.0	105	1	60-130/30
75-27-4	Bromodichloromethane	ND	39.7	46.9	118	45.3	113	3	60-130/30
75-25-2	Bromoform	ND	39.7	42.8	108	42.6	107	0	60-130/30
104-51-8	n-Butylbenzene	ND	39.7	35.1	88	35.4	89	1	60-130/30
135-98-8	sec-Butylbenzene	ND	39.7	35.2	89	36.1	90	3	60-130/30
98-06-6	tert-Butylbenzene	ND	39.7	35.8	90	36.6	92	2	60-130/30
108-90-7	Chlorobenzene	ND	39.7	37.0	93	37.0	93	0	60-130/30
75-00-3	Chloroethane	ND	39.7	38.1	96	36.2	91	5	60-130/30
67-66-3	Chloroform	ND	39.7	46.2	116	44.9	112	3	60-130/30
95-49-8	o-Chlorotoluene	ND	39.7	34.9	88	36.4	91	4	60-130/30
106-43-4	p-Chlorotoluene	ND	39.7	39.2	99	38.8	97	1	60-130/30
56-23-5	Carbon tetrachloride	ND	39.7	49.1	124	47.3	118	4	60-130/30
75-34-3	1,1-Dichloroethane	ND	39.7	42.6	107	41.9	105	2	60-130/30
75-35-4	1,1-Dichloroethylene	ND	39.7	36.7	92	36.2	91	1	60-130/30
563-58-6	1,1-Dichloropropene	ND	39.7	42.6	107	42.0	105	1	60-130/30
96-12-8	1,2-Dibromo-3-chloropropane	ND	39.7	41.6	105	43.4	109	4	60-130/30
106-93-4	1,2-Dichloroethane	ND	39.7	39.7	100	40.2	101	1	60-130/30
107-06-2	1,2-Dichloroethane	ND	39.7	52.5	132* a	50.8	127	3	60-130/30
78-87-5	1,2-Dichloropropane	ND	39.7	41.8	105	41.4	104	1	60-130/30
142-28-9	1,3-Dichloropropane	ND	39.7	41.1	104	40.5	101	1	60-130/30
108-20-3	Di-Isopropyl ether	ND	39.7	41.1	104	40.9	102	0	60-130/30
594-20-7	2,2-Dichloropropane	ND	39.7	47.4	119	45.5	114	4	60-130/30
124-48-1	Dibromochloromethane	ND	39.7	41.7	105	40.8	102	2	60-130/30
75-71-8	Dichlorodifluoromethane	ND	39.7	34.5	87	33.9	85	2	60-130/30
156-59-2	cis-1,2-Dichloroethylene	ND	39.7	39.5	100	39.6	99	0	60-130/30
10061-01-5	cis-1,3-Dichloropropene	ND	39.7	45.4	114	44.6	112	2	60-130/30
541-73-1	m-Dichlorobenzene	ND	39.7	34.7	87	35.5	89	2	60-130/30
95-50-1	o-Dichlorobenzene	ND	39.7	35.7	90	36.5	91	2	60-130/30
106-46-7	p-Dichlorobenzene	ND	39.7	35.0	88	36.0	90	3	60-130/30
156-60-5	trans-1,2-Dichloroethylene	ND	39.7	37.2	94	37.7	94	1	60-130/30
10061-02-6	trans-1,3-Dichloropropene	ND	39.7	39.5	100	38.5	96	3	60-130/30
100-41-4	Ethylbenzene	ND	39.7	38.5	97	38.3	96	1	60-130/30
637-92-3	Ethyl tert-Butyl Ether	ND	39.7	50.8	128	49.4	124	3	60-130/30

4.4.1  
4

# Matrix Spike/Matrix Spike Duplicate Summary

**Job Number:** C16957  
**Account:** IRISECAO Iris Environmental  
**Project:** Romc Soil Investigation(Romc EPA) - 2081 Bay Road,East Palo Alto,CA

Sample	File ID	DF	Analyzed	By	Prep Date	Prep Batch	Analytical Batch
C17000-1MS	M25814.D	1	07/22/11	TN	n/a	n/a	VM823
C17000-1MSD	M25815.D	1	07/22/11	TN	n/a	n/a	VM823
C17000-1	M25810.D	1	07/22/11	TN	n/a	n/a	VM823

**The QC reported here applies to the following samples:** **Method:** SW846 8260B

C16957-4, C16957-5, C16957-6, C16957-7, C16957-8, C16957-10, C16957-11, C16957-12, C16957-13, C16957-14, C16957-15, C16957-16

CAS No.	Compound	C17000-1 ug/kg	Spike Q	ug/kg	MS ug/kg	MS %	MSD ug/kg	MSD %	RPD	Limits Rec/RPD
591-78-6	2-Hexanone	ND	159	169	106	169	106	0	60-130/30	
87-68-3	Hexachlorobutadiene	ND	39.7	36.1	91	37.5	94	4	60-130/30	
98-82-8	Isopropylbenzene	ND	39.7	34.2	86	33.6	84	2	60-130/30	
99-87-6	p-Isopropyltoluene	ND	39.7	33.9	85	34.6	87	2	60-130/30	
108-10-1	4-Methyl-2-pentanone	ND	159	191	120	188	118	2	60-130/30	
74-83-9	Methyl bromide	ND	39.7	36.9	93	36.3	91	2	60-130/30	
74-87-3	Methyl chloride	ND	39.7	45.3	114	41.8	105	8	60-130/30	
74-95-3	Methylene bromide	ND	39.7	43.4	109	43.1	108	1	60-130/30	
75-09-2	Methylene chloride	ND	39.7	38.3	97	37.8	95	1	60-130/30	
78-93-3	Methyl ethyl ketone	ND	159	151	95	152	95	1	60-130/30	
1634-04-4	Methyl Tert Butyl Ether	ND	39.7	48.7	123	48.6	122	0	60-130/30	
91-20-3	Naphthalene	ND	39.7	35.7	90	38.5	96	8	60-130/30	
103-65-1	n-Propylbenzene	ND	39.7	34.9	88	35.7	89	2	60-130/30	
100-42-5	Styrene	ND	39.7	37.2	94	36.6	92	2	60-130/30	
994-05-8	Tert-Amyl Methyl Ether	ND	39.7	47.3	119	46.9	117	1	60-130/30	
75-65-0	Tert Butyl Alcohol	ND	198	223	112	218	109	2	60-130/30	
630-20-6	1,1,1,2-Tetrachloroethane	ND	39.7	40.7	103	40.7	102	0	60-130/30	
71-55-6	1,1,1-Trichloroethane	ND	39.7	49.0	123	47.4	119	3	60-130/30	
79-34-5	1,1,2,2-Tetrachloroethane	ND	39.7	37.0	93	38.3	96	3	60-130/30	
79-00-5	1,1,2-Trichloroethane	ND	39.7	38.7	98	38.8	97	0	60-130/30	
87-61-6	1,2,3-Trichlorobenzene	ND	39.7	35.0	88	37.0	93	6	60-130/30	
96-18-4	1,2,3-Trichloropropane	ND	39.7	39.1	99	39.6	99	1	60-130/30	
120-82-1	1,2,4-Trichlorobenzene	ND	39.7	33.1	83	34.7	87	5	60-130/30	
95-63-6	1,2,4-Trimethylbenzene	ND	39.7	36.7	92	37.0	93	1	60-130/30	
108-67-8	1,3,5-Trimethylbenzene	ND	39.7	37.3	94	38.1	95	2	60-130/30	
127-18-4	Tetrachloroethylene	ND	39.7	33.1	83	33.1	83	0	60-130/30	
108-88-3	Toluene	ND	39.7	35.9	90	36.2	91	1	60-130/30	
79-01-6	Trichloroethylene	ND	39.7	39.4	99	39.6	99	1	60-130/30	
75-69-4	Trichlorofluoromethane	ND	39.7	45.4	114	43.1	108	5	60-130/30	
75-01-4	Vinyl chloride	ND	39.7	34.1	86	33.1	83	3	60-130/30	
1330-20-7	Xylene (total)	ND	119	109	92	109	91	0	60-130/30	

CAS No.	Surrogate Recoveries	MS	MSD	C17000-1	Limits
1868-53-7	Dibromofluoromethane	109%	108%	100%	60-130%

4.4.1  
4

# Matrix Spike/Matrix Spike Duplicate Summary

**Job Number:** C16957  
**Account:** IRISECAO Iris Environmental  
**Project:** Romic Soil Investigation(Romic EPA) - 2081 Bay Road,East Palo Alto,CA

Sample	File ID	DF	Analyzed	By	Prep Date	Prep Batch	Analytical Batch
C17000-1MS	M25814.D	1	07/22/11	TN	n/a	n/a	VM823
C17000-1MSD	M25815.D	1	07/22/11	TN	n/a	n/a	VM823
C17000-1	M25810.D	1	07/22/11	TN	n/a	n/a	VM823

**The QC reported here applies to the following samples:** **Method:** SW846 8260B

C16957-4, C16957-5, C16957-6, C16957-7, C16957-8, C16957-10, C16957-11, C16957-12, C16957-13, C16957-14, C16957-15, C16957-16

CAS No.	Surrogate Recoveries	MS	MSD	C17000-1	Limits
2037-26-5	Toluene-D8	93%	92%	98%	60-130%
460-00-4	4-Bromofluorobenzene	109%	108%	104%	60-130%

(a) Outside laboratory control limits.

4.4.1  
4

## GC/MS Semi-volatiles

5

### QC Data Summaries

---

Includes the following where applicable:

- Method Blank Summaries
- Blank Spike Summaries
- Matrix Spike and Duplicate Summaries

## Method Blank Summary

**Job Number:** C16957  
**Account:** IRISECAO Iris Environmental  
**Project:** Romic Soil Investigation(Romic EPA) - 2081 Bay Road,East Palo Alto,CA

Sample	File ID	DF	Analyzed	By	Prep Date	Prep Batch	Analytical Batch
OP4242-MB	Y8823.D	1	07/16/11	MT	07/16/11	OP4242	EY422

The QC reported here applies to the following samples:

Method: SW846 8270C

C16957-1, C16957-2, C16957-3, C16957-7, C16957-16, C16957-17, C16957-18, C16957-22, C16957-27, C16957-33, C16957-36

CAS No.	Compound	Result	RL	MDL	Units	Q
65-85-0	Benzoic acid	ND	1000	890	ug/kg	
95-57-8	2-Chlorophenol	ND	1000	680	ug/kg	
59-50-7	4-Chloro-3-methyl phenol	ND	500	420	ug/kg	
120-83-2	2,4-Dichlorophenol	ND	500	140	ug/kg	
105-67-9	2,4-Dimethylphenol	ND	500	150	ug/kg	
51-28-5	2,4-Dinitrophenol	ND	2500	850	ug/kg	
534-52-1	4,6-Dinitro-o-cresol	ND	2000	1000	ug/kg	
95-48-7	2-Methylphenol	ND	500	170	ug/kg	
	3&4-Methylphenol	ND	500	150	ug/kg	
88-75-5	2-Nitrophenol	ND	500	130	ug/kg	
100-02-7	4-Nitrophenol	ND	2000	1200	ug/kg	
87-86-5	Pentachlorophenol	ND	500	420	ug/kg	
108-95-2	Phenol	ND	2000	1300	ug/kg	
95-95-4	2,4,5-Trichlorophenol	ND	500	120	ug/kg	
88-06-2	2,4,6-Trichlorophenol	ND	500	160	ug/kg	
83-32-9	Acenaphthene	ND	1000	500	ug/kg	
208-96-8	Acenaphthylene	ND	500	200	ug/kg	
62-53-3	Aniline	ND	500	140	ug/kg	
120-12-7	Anthracene	ND	500	100	ug/kg	
103-33-3	Azobenzene	ND	500	170	ug/kg	
92-87-5	Benzidine	ND	2500	730	ug/kg	
56-55-3	Benzo(a)anthracene	ND	500	70	ug/kg	
50-32-8	Benzo(a)pyrene	ND	500	90	ug/kg	
205-99-2	Benzo(b)fluoranthene	ND	500	60	ug/kg	
191-24-2	Benzo(g,h,i)perylene	ND	500	150	ug/kg	
207-08-9	Benzo(k)fluoranthene	ND	500	120	ug/kg	
101-55-3	4-Bromophenyl phenyl ether	ND	500	150	ug/kg	
85-68-7	Butyl benzyl phthalate	ND	500	110	ug/kg	
100-51-6	Benzyl Alcohol	ND	1000	160	ug/kg	
91-58-7	2-Chloronaphthalene	ND	500	180	ug/kg	
106-47-8	4-Chloroaniline	ND	500	140	ug/kg	
86-74-8	Carbazole	ND	500	80	ug/kg	
218-01-9	Chrysene	ND	500	100	ug/kg	
111-91-1	bis(2-Chloroethoxy)methane	ND	500	180	ug/kg	
111-44-4	bis(2-Chloroethyl)ether	ND	500	230	ug/kg	
108-60-1	bis(2-Chloroisopropyl)ether	ND	500	270	ug/kg	

## Method Blank Summary

**Job Number:** C16957  
**Account:** IRISECAO Iris Environmental  
**Project:** Romic Soil Investigation(Romic EPA) - 2081 Bay Road,East Palo Alto,CA

Sample	File ID	DF	Analyzed	By	Prep Date	Prep Batch	Analytical Batch
OP4242-MB	Y8823.D	1	07/16/11	MT	07/16/11	OP4242	EY422

The QC reported here applies to the following samples:

Method: SW846 8270C

C16957-1, C16957-2, C16957-3, C16957-7, C16957-16, C16957-17, C16957-18, C16957-22, C16957-27, C16957-33, C16957-36

CAS No.	Compound	Result	RL	MDL	Units	Q
7005-72-3	4-Chlorophenyl phenyl ether	ND	500	190	ug/kg	
95-50-1	1,2-Dichlorobenzene	ND	500	160	ug/kg	
541-73-1	1,3-Dichlorobenzene	ND	500	150	ug/kg	
106-46-7	1,4-Dichlorobenzene	ND	500	420	ug/kg	
121-14-2	2,4-Dinitrotoluene	ND	500	460	ug/kg	
606-20-2	2,6-Dinitrotoluene	ND	1000	320	ug/kg	
91-94-1	3,3'-Dichlorobenzidine	ND	2500	140	ug/kg	
53-70-3	Dibenzo(a,h)anthracene	ND	500	130	ug/kg	
132-64-9	Dibenzofuran	ND	500	160	ug/kg	
122-39-4	Diphenylamine	ND	500	120	ug/kg	
84-74-2	Di-n-butyl phthalate	ND	500	100	ug/kg	
117-84-0	Di-n-octyl phthalate	ND	500	130	ug/kg	
84-66-2	Diethyl phthalate	ND	500	170	ug/kg	
131-11-3	Dimethyl phthalate	ND	500	180	ug/kg	
117-81-7	bis(2-Ethylhexyl)phthalate	ND	500	220	ug/kg	
206-44-0	Fluoranthene	ND	500	100	ug/kg	
86-73-7	Fluorene	ND	500	180	ug/kg	
118-74-1	Hexachlorobenzene	ND	500	130	ug/kg	
87-68-3	Hexachlorobutadiene	ND	500	190	ug/kg	
77-47-4	Hexachlorocyclopentadiene	ND	500	140	ug/kg	
67-72-1	Hexachloroethane	ND	500	160	ug/kg	
193-39-5	Indeno(1,2,3-cd)pyrene	ND	500	140	ug/kg	
78-59-1	Isophorone	ND	500	170	ug/kg	
90-12-0	1-Methylnaphthalene	ND	500	160	ug/kg	
91-57-6	2-Methylnaphthalene	ND	500	160	ug/kg	
88-74-4	2-Nitroaniline	ND	500	120	ug/kg	
99-09-2	3-Nitroaniline	ND	500	120	ug/kg	
100-01-6	4-Nitroaniline	ND	500	300	ug/kg	
91-20-3	Naphthalene	ND	500	170	ug/kg	
98-95-3	Nitrobenzene	ND	500	160	ug/kg	
62-75-9	N-Nitrosodimethylamine	ND	5000	2200	ug/kg	
621-64-7	N-Nitroso-di-n-propylamine	ND	1000	550	ug/kg	
85-01-8	Phenanthrene	ND	500	110	ug/kg	
129-00-0	Pyrene	ND	1000	680	ug/kg	
110-86-1	Pyridine	ND	2000	220	ug/kg	
120-82-1	1,2,4-Trichlorobenzene	ND	500	340	ug/kg	



## Method Blank Summary

**Job Number:** C16957  
**Account:** IRISECAO Iris Environmental  
**Project:** Romic Soil Investigation(Romic EPA) - 2081 Bay Road,East Palo Alto,CA

Sample	File ID	DF	Analyzed	By	Prep Date	Prep Batch	Analytical Batch
OP4242-MB	Y8823.D	1	07/16/11	MT	07/16/11	OP4242	EY422

The QC reported here applies to the following samples:

Method: SW846 8270C

C16957-1, C16957-2, C16957-3, C16957-7, C16957-16, C16957-17, C16957-18, C16957-22, C16957-27, C16957-33, C16957-36

CAS No.	Surrogate Recoveries	Limits
367-12-4	2-Fluorophenol	73% 20-100%
4165-62-2	Phenol-d5	74% 20-100%
118-79-6	2,4,6-Tribromophenol	79% 30-100%
4165-60-0	Nitrobenzene-d5	74% 20-100%
321-60-8	2-Fluorobiphenyl	73% 20-106%
1718-51-0	Terphenyl-d14	90% 55-130%

# Blank Spike/Blank Spike Duplicate Summary

**Job Number:** C16957  
**Account:** IRISECAO Iris Environmental  
**Project:** Romic Soil Investigation(Romic EPA) - 2081 Bay Road,East Palo Alto,CA

Sample	File ID	DF	Analyzed	By	Prep Date	Prep Batch	Analytical Batch
OP4242-BS	Y8824.D	1	07/16/11	MT	07/16/11	OP4242	EY422
OP4242-BSD	Y8825.D	1	07/16/11	MT	07/16/11	OP4242	EY422

**The QC reported here applies to the following samples:** **Method:** SW846 8270C

C16957-1, C16957-2, C16957-3, C16957-7, C16957-16, C16957-17, C16957-18, C16957-22, C16957-27, C16957-33, C16957-36

CAS No.	Compound	Spike ug/kg	BSP ug/kg	BSP %	BSD ug/kg	BSD %	RPD	Limits Rec/RPD
65-85-0	Benzoic acid	5000	3160	63	4150	83	27	24-116/30
95-57-8	2-Chlorophenol	2500	1260	50	1660	66	27	31-130/30
59-50-7	4-Chloro-3-methyl phenol	2500	1390	56	1860	74	29	35-117/30
120-83-2	2,4-Dichlorophenol	2500	1280	51	1700	68	28	40-111/30
105-67-9	2,4-Dimethylphenol	2500	1280	51	1720	69	29	29-109/30
51-28-5	2,4-Dinitrophenol	2500	2120	85	2680	107	23	19-117/30
534-52-1	4,6-Dinitro-o-cresol	2500	1770	71	2280	91	25	28-119/30
95-48-7	2-Methylphenol	2500	1230	49	1670	67	30	33-114/30
	3&4-Methylphenol	2500	1270	51	1690	68	28	34-115/30
88-75-5	2-Nitrophenol	2500	1210	48	1670	67	32* a	20-116/30
100-02-7	4-Nitrophenol	2500	1810	72	2340	94	26	6-114/30
87-86-5	Pentachlorophenol	2500	1900	76	2510	100	28	10-115/30
108-95-2	Phenol	2500	1300	51	1720	69	29	28-122/30
95-95-4	2,4,5-Trichlorophenol	2500	1410	56	1850	74	27	30-111/30
88-06-2	2,4,6-Trichlorophenol	2500	1360	54	1840	74	30	30-110/30
83-32-9	Acenaphthene	2500	1310	52	1710	68	26	34-129/30
208-96-8	Acenaphthylene	2500	1350	54	1800	72	29	38-118/30
62-53-3	Aniline	2500	1150	46	1490	60	26	28-112/30
120-12-7	Anthracene	2500	1600	64	2080	83	26	41-114/30
103-33-3	Azobenzene	2500	1490	60	1980	79	28	28-114/30
92-87-5	Benzidine	5000	2040	41	1940	39	5	10-156/30
56-55-3	Benzo(a)anthracene	2500	1720	69	2240	90	26	40-116/30
50-32-8	Benzo(a)pyrene	2500	1710	68	2190	88	25	39-112/30
205-99-2	Benzo(b)fluoranthene	2500	1710	68	2230	89	26	40-117/30
191-24-2	Benzo(g,h,i)perylene	2500	1600	64	1960	78	20	36-113/30
207-08-9	Benzo(k)fluoranthene	2500	1820	73	2310	92	24	41-117/30
101-55-3	4-Bromophenyl phenyl ether	2500	1450	58	1940	78	29	30-114/30
85-68-7	Butyl benzyl phthalate	2500	1800	72	2440	98	30	27-110/30
100-51-6	Benzyl Alcohol	2500	1580	63	2140	86	30	31-112/30
91-58-7	2-Chloronaphthalene	2500	1280	51	1710	68	29	37-115/30
106-47-8	4-Chloroaniline	2500	1200	48	1590	64	28	29-95/30
86-74-8	Carbazole	2500	1680	67	2170	87	25	40-116/30
218-01-9	Chrysene	2500	1660	66	2180	87	27	40-117/30
111-91-1	bis(2-Chloroethoxy)methane	2500	1270	51	1690	68	28	31-99/30
111-44-4	bis(2-Chloroethyl)ether	2500	1190	48	1600	64	29	30-106/30
108-60-1	bis(2-Chloroisopropyl)ether	2500	1250	50	1650	66	28	24-104/30

5.2.1  
5

# Blank Spike/Blank Spike Duplicate Summary

**Job Number:** C16957  
**Account:** IRISECAO Iris Environmental  
**Project:** Romic Soil Investigation(Romic EPA) - 2081 Bay Road,East Palo Alto,CA

Sample	File ID	DF	Analyzed	By	Prep Date	Prep Batch	Analytical Batch
OP4242-BS	Y8824.D	1	07/16/11	MT	07/16/11	OP4242	EY422
OP4242-BSD	Y8825.D	1	07/16/11	MT	07/16/11	OP4242	EY422

**The QC reported here applies to the following samples:** **Method:** SW846 8270C

C16957-1, C16957-2, C16957-3, C16957-7, C16957-16, C16957-17, C16957-18, C16957-22, C16957-27, C16957-33, C16957-36

CAS No.	Compound	Spike ug/kg	BSP ug/kg	BSP %	BSD ug/kg	BSD %	RPD	Limits Rec/RPD
7005-72-3	4-Chlorophenyl phenyl ether	2500	1390	56	1810	72	26	30-111/30
95-50-1	1,2-Dichlorobenzene	2500	1200	48	1560	62	26	27-111/30
541-73-1	1,3-Dichlorobenzene	2500	1130	45	1490	60	27	25-116/30
106-46-7	1,4-Dichlorobenzene	2500	1160	46	1560	62	29	27-120/30
121-14-2	2,4-Dinitrotoluene	2500	1620	65	2130	85	27	27-114/30
606-20-2	2,6-Dinitrotoluene	2500	1460	58	1970	79	30	27-114/30
91-94-1	3,3'-Dichlorobenzidine	5000	3310	66	4360	87	27	24-118/30
53-70-3	Dibenzo(a,h)anthracene	2500	1580	63	1960	78	21	37-115/30
132-64-9	Dibenzofuran	2500	1380	55	1850	74	29	28-113/30
122-39-4	Diphenylamine	2500	1530	61	2020	81	28	23-117/30
84-74-2	Di-n-butyl phthalate	2500	1710	68	2250	90	27	29-115/30
117-84-0	Di-n-octyl phthalate	2500	1810	72	2400	96	28	29-127/30
84-66-2	Diethyl phthalate	2500	1590	64	2100	84	28	29-116/30
131-11-3	Dimethyl phthalate	2500	1470	59	1950	78	28	30-110/30
117-81-7	bis(2-Ethylhexyl)phthalate	2500	1710	68	2290	92	29	27-121/30
206-44-0	Fluoranthene	2500	1670	67	2180	87	26	40-120/30
86-73-7	Fluorene	2500	1390	56	1870	75	29	40-119/30
118-74-1	Hexachlorobenzene	2500	1510	60	1970	79	26	28-113/30
87-68-3	Hexachlorobutadiene	2500	1320	53	1830	73	32* a	29-115/30
77-47-4	Hexachlorocyclopentadiene	2500	1160	46	1530	61	28	26-114/30
67-72-1	Hexachloroethane	2500	1170	47	1520	61	26	24-109/30
193-39-5	Indeno(1,2,3-cd)pyrene	2500	1570	63	1940	78	21	37-114/30
78-59-1	Isophorone	2500	1230	49	1650	66	29	28-117/30
90-12-0	1-Methylnaphthalene	2500	1200	48	1650	66	32* a	25-113/30
91-57-6	2-Methylnaphthalene	2500	1270	51	1700	68	29	27-113/30
88-74-4	2-Nitroaniline	2500	1470	59	1940	78	28	23-116/30
99-09-2	3-Nitroaniline	2500	1450	58	1940	78	29	29-115/30
100-01-6	4-Nitroaniline	2500	1680	67	2170	87	25	29-114/30
91-20-3	Naphthalene	2500	1240	50	1680	67	30	24-113/30
98-95-3	Nitrobenzene	2500	1280	51	1680	67	27	23-112/30
62-75-9	N-Nitrosodimethylamine	2500	1200	47	1600	62	27	20-108/30
621-64-7	N-Nitroso-di-n-propylamine	2500	1330	53	1790	72	29	26-127/30
85-01-8	Phenanthrene	2500	1570	63	2040	82	26	41-113/30
129-00-0	Pyrene	2500	1670	67	2260	90	30	45-134/30
110-86-1	Pyridine	2500	861	34	1120	45	26	20-78/30
120-82-1	1,2,4-Trichlorobenzene	2500	1170	47	1590	64	30	31-122/30

5.2.1  
5

## Blank Spike/Blank Spike Duplicate Summary

**Job Number:** C16957  
**Account:** IRISECAO Iris Environmental  
**Project:** Romic Soil Investigation(Romic EPA) - 2081 Bay Road,East Palo Alto,CA

Sample	File ID	DF	Analyzed	By	Prep Date	Prep Batch	Analytical Batch
OP4242-BS	Y8824.D	1	07/16/11	MT	07/16/11	OP4242	EY422
OP4242-BSD	Y8825.D	1	07/16/11	MT	07/16/11	OP4242	EY422

**The QC reported here applies to the following samples:** **Method:** SW846 8270C

C16957-1, C16957-2, C16957-3, C16957-7, C16957-16, C16957-17, C16957-18, C16957-22, C16957-27, C16957-33, C16957-36

CAS No.	Surrogate Recoveries	BSP	BSD	Limits
367-12-4	2-Fluorophenol	47%	66%	20-100%
4165-62-2	Phenol-d5	49%	66%	20-100%
118-79-6	2,4,6-Tribromophenol	64%	83%	30-100%
4165-60-0	Nitrobenzene-d5	48%	66%	20-100%
321-60-8	2-Fluorobiphenyl	49%	65%	20-106%
1718-51-0	Terphenyl-d14	67%	89%	55-130%

(a) Outside laboratory control limits. BS/BSD recoveries within control limits; but within marginal exceedence criteria.

5.2.1  
5

# Matrix Spike/Matrix Spike Duplicate Summary

**Job Number:** C16957  
**Account:** IRISECAO Iris Environmental  
**Project:** Romic Soil Investigation(Romic EPA) - 2081 Bay Road,East Palo Alto,CA

Sample	File ID	DF	Analyzed	By	Prep Date	Prep Batch	Analytical Batch
OP4242-MS	Y8837.D	1	07/16/11	MT	07/16/11	OP4242	EY422
OP4242-MSD	Y8838.D	1	07/16/11	MT	07/16/11	OP4242	EY422
C16961-9	Y8836.D	1	07/16/11	MT	07/16/11	OP4242	EY422

**The QC reported here applies to the following samples:** **Method:** SW846 8270C

C16957-1, C16957-2, C16957-3, C16957-7, C16957-16, C16957-17, C16957-18, C16957-22, C16957-27, C16957-33, C16957-36

CAS No.	Compound	C16961-9 ug/kg	Spike Q ug/kg	MS ug/kg	MS %	MSD ug/kg	MSD %	RPD	Limits Rec/RPD
65-85-0	Benzoic acid	ND	4900	3020	62	2710	54	11	24-116/36
95-57-8	2-Chlorophenol	ND	2450	1820	74	1190	48	42* a	31-130/31
59-50-7	4-Chloro-3-methyl phenol	ND	2450	1940	79	1580	63	20	35-117/38
120-83-2	2,4-Dichlorophenol	ND	2450	1820	74	1280	51	35* a	40-111/30
105-67-9	2,4-Dimethylphenol	ND	2450	1840	75	1310	52	34* a	29-109/31
51-28-5	2,4-Dinitrophenol	ND	2450	1900	78	1980	79	4	19-117/40
534-52-1	4,6-Dinitro-o-cresol	ND	2450	2090	85	2150	86	3	28-119/37
95-48-7	2-Methylphenol	ND	2450	1800	73	1220	49	38* a	33-114/29
	3&4-Methylphenol	ND	2450	1790	73	1240	50	36* a	34-115/31
88-75-5	2-Nitrophenol	ND	2450	1780	73	1230	49	37* a	20-116/30
100-02-7	4-Nitrophenol	ND	2450	2480	101	2460	98	1	6-114/56
87-86-5	Pentachlorophenol	ND	2450	2460	100	2380	95	3	10-115/39
108-95-2	Phenol	ND	2450	1830	75	1300	50	38	28-122/38
95-95-4	2,4,5-Trichlorophenol	ND	2450	1910	78	1550	62	21	30-111/28
88-06-2	2,4,6-Trichlorophenol	ND	2450	1920	78	1470	59	27	30-110/27
83-32-9	Acenaphthene	ND	2450	1750	71	1430	57	20	34-129/31
208-96-8	Acenaphthylene	ND	2450	1900	78	1460	58	26	38-118/30
62-53-3	Aniline	ND	2450	1560	64	1110	44	34	28-112/38
120-12-7	Anthracene	ND	2450	2220	91	2130	85	4	41-114/29
103-33-3	Azobenzene	ND	2450	2040	83	1810	72	12	28-114/27
92-87-5	Benzidine	ND	4900	1440	29	1500	30	4	10-156/50
56-55-3	Benzo(a)anthracene	ND	2450	2440	100	2410	96	1	40-116/31
50-32-8	Benzo(a)pyrene	ND	2450	2450	100	2440	98	0	39-112/32
205-99-2	Benzo(b)fluoranthene	ND	2450	2500	102	2490	100	0	40-117/31
191-24-2	Benzo(g,h,i)perylene	ND	2450	2240	91	2050	82	9	36-113/32
207-08-9	Benzo(k)fluoranthene	ND	2450	2630	107	2730	109	4	41-117/30
101-55-3	4-Bromophenyl phenyl ether	ND	2450	2010	82	1860	74	8	30-114/26
85-68-7	Butyl benzyl phthalate	ND	2450	2670	109	2610	104	2	27-110/28
100-51-6	Benzyl Alcohol	ND	2450	2270	93	1580	63	36* a	31-112/34
91-58-7	2-Chloronaphthalene	ND	2450	1850	75	1320	53	33* a	37-115/28
106-47-8	4-Chloroaniline	ND	2450	1570	64	1230	49	24	29-95/34
86-74-8	Carbazole	ND	2450	2370	97	2350	94	1	40-116/30
218-01-9	Chrysene	ND	2450	2430	99	2400	96	1	40-117/31
111-91-1	bis(2-Chloroethoxy)methane	ND	2450	1850	75	1270	51	37* a	31-99/30
111-44-4	bis(2-Chloroethyl)ether	ND	2450	1710	70	1110	44	43* a	30-106/33
108-60-1	bis(2-Chloroisopropyl)ether	ND	2450	1790	73	1180	47	41* a	24-104/32

5.3.1  
5

# Matrix Spike/Matrix Spike Duplicate Summary

**Job Number:** C16957  
**Account:** IRISECAO Iris Environmental  
**Project:** Romic Soil Investigation(Romic EPA) - 2081 Bay Road,East Palo Alto,CA

Sample	File ID	DF	Analyzed	By	Prep Date	Prep Batch	Analytical Batch
OP4242-MS	Y8837.D	1	07/16/11	MT	07/16/11	OP4242	EY422
OP4242-MSD	Y8838.D	1	07/16/11	MT	07/16/11	OP4242	EY422
C16961-9	Y8836.D	1	07/16/11	MT	07/16/11	OP4242	EY422

The QC reported here applies to the following samples:

Method: SW846 8270C

C16957-1, C16957-2, C16957-3, C16957-7, C16957-16, C16957-17, C16957-18, C16957-22, C16957-27, C16957-33, C16957-36

CAS No.	Compound	C16961-9 ug/kg	Spike Q	ug/kg	MS ug/kg	MS %	MSD ug/kg	MSD %	RPD	Limits Rec/RPD
7005-72-3	4-Chlorophenyl phenyl ether	ND		2450	1880	77	1630	65	14	30-111/26
95-50-1	1,2-Dichlorobenzene	ND		2450	1700	69	1110	44	42* a	27-111/35
541-73-1	1,3-Dichlorobenzene	ND		2450	1610	66	1030	41	44* a	25-116/36
106-46-7	1,4-Dichlorobenzene	ND		2450	1690	69	1060	42	46* a	27-120/30
121-14-2	2,4-Dinitrotoluene	ND		2450	2180	89	2140	86	2	27-114/38
606-20-2	2,6-Dinitrotoluene	ND		2450	1980	81	1790	72	10	27-114/30
91-94-1	3,3'-Dichlorobenzidine	ND		4900	4650	95	4740	95	2	24-118/31
53-70-3	Dibenzo(a,h)anthracene	ND		2450	2230	91	2010	80	10	37-115/29
132-64-9	Dibenzofuran	ND		2450	1920	78	1580	63	19	28-113/27
122-39-4	Diphenylamine	ND		2450	2100	86	1960	78	7	23-117/28
84-74-2	Di-n-butyl phthalate	ND		2450	2420	99	2380	95	2	29-115/27
117-84-0	Di-n-octyl phthalate	ND		2450	2770	113	2810	112	1	29-127/28
84-66-2	Diethyl phthalate	ND		2450	2200	90	2090	84	5	29-116/27
131-11-3	Dimethyl phthalate	ND		2450	2040	83	1830	73	11	30-110/26
117-81-7	bis(2-Ethylhexyl)phthalate	ND		2450	2530	103	2460	98	3	27-121/29
206-44-0	Fluoranthene	ND		2450	2340	95	2280	91	3	40-120/32
86-73-7	Fluorene	ND		2450	1930	79	1670	67	14	40-119/30
118-74-1	Hexachlorobenzene	ND		2450	2080	85	2000	80	4	28-113/27
87-68-3	Hexachlorobutadiene	ND		2450	1980	81	1260	50	44* a	29-115/33
77-47-4	Hexachlorocyclopentadiene	ND		2450	1690	69	1140	46	39	26-114/41
67-72-1	Hexachloroethane	ND		2450	1670	68	1040	42	46* a	24-109/38
193-39-5	Indeno(1,2,3-cd)pyrene	ND		2450	2180	89	1980	79	10	37-114/33
78-59-1	Isophorone	ND		2450	1770	72	1250	50	34* a	28-117/30
90-12-0	1-Methylnaphthalene	ND		2450	1750	71	1230	49	35* a	25-113/33
91-57-6	2-Methylnaphthalene	ND		2450	1820	74	1260	50	36* a	27-113/32
88-74-4	2-Nitroaniline	ND		2450	2020	82	1770	71	13	23-116/29
99-09-2	3-Nitroaniline	ND		2450	1900	78	1910	76	1	29-115/31
100-01-6	4-Nitroaniline	ND		2450	2360	96	2310	92	2	29-114/31
91-20-3	Naphthalene	ND		2450	1830	75	1220	49	40* a	24-113/32
98-95-3	Nitrobenzene	ND		2450	1850	75	1230	49	40* a	23-112/32
62-75-9	N-Nitrosodimethylamine	ND		2450	1600	66	1100	43	40* a	20-108/34
621-64-7	N-Nitroso-di-n-propylamine	ND		2450	1870	76	1320	53	34	26-127/43
85-01-8	Phenanthrene	ND		2450	2140	87	2100	84	2	41-113/32
129-00-0	Pyrene	ND		2450	2480	101	2470	99	0	45-134/33
110-86-1	Pyridine	ND		2450	1100	45	711	28	43* a	20-78/38
120-82-1	1,2,4-Trichlorobenzene	ND		2450	1710	70	1140	46	40	31-122/44

5.3.1  
5

# Matrix Spike/Matrix Spike Duplicate Summary

**Job Number:** C16957  
**Account:** IRISECAO Iris Environmental  
**Project:** Romic Soil Investigation(Romic EPA) - 2081 Bay Road,East Palo Alto,CA

Sample	File ID	DF	Analyzed	By	Prep Date	Prep Batch	Analytical Batch
OP4242-MS	Y8837.D	1	07/16/11	MT	07/16/11	OP4242	EY422
OP4242-MSD	Y8838.D	1	07/16/11	MT	07/16/11	OP4242	EY422
C16961-9	Y8836.D	1	07/16/11	MT	07/16/11	OP4242	EY422

**The QC reported here applies to the following samples:** **Method:** SW846 8270C

C16957-1, C16957-2, C16957-3, C16957-7, C16957-16, C16957-17, C16957-18, C16957-22, C16957-27, C16957-33, C16957-36

CAS No.	Surrogate Recoveries	MS	MSD	C16961-9	Limits
367-12-4	2-Fluorophenol	71%	45%		20-100%
4165-62-2	Phenol-d5	72%	48%		20-100%
118-79-6	2,4,6-Tribromophenol	85%	79%		30-100%
4165-60-0	Nitrobenzene-d5	71%	47%	77%	20-100%
321-60-8	2-Fluorobiphenyl	70%	50%	76%	20-106%
1718-51-0	Terphenyl-d14	97%	95%	99%	55-130%

(a) Outside laboratory control limits. MS/MSD recoveries within control limits.

5.3.1  
5

## GC Volatiles

---

## QC Data Summaries

---

Includes the following where applicable:

- Method Blank Summaries
- Blank Spike Summaries
- Matrix Spike and Duplicate Summaries



## Method Blank Summary

**Job Number:** C16957  
**Account:** IRISECAO Iris Environmental  
**Project:** Romic Soil Investigation(Romic EPA) - 2081 Bay Road,East Palo Alto,CA

Sample	File ID	DF	Analyzed	By	Prep Date	Prep Batch	Analytical Batch
GJK875-MB	JK21115.D	1	07/21/11	TT	n/a	n/a	GJK875

The QC reported here applies to the following samples: **Method:** SW846 8015B

C16957-1, C16957-2, C16957-3, C16957-7, C16957-8, C16957-9, C16957-11, C16957-12, C16957-13, C16957-14, C16957-15, C16957-16, C16957-17

CAS No.	Compound	Result	RL	MDL	Units	Q
	TPH-GRO (C6-C10)	ND	0.10	0.050	mg/kg	

CAS No.	Surrogate Recoveries	Limits
98-08-8	aaa-Trifluorotoluene	91% 60-157%

# Method Blank Summary

**Job Number:** C16957  
**Account:** IRISECAO Iris Environmental  
**Project:** Romic Soil Investigation(Romic EPA) - 2081 Bay Road,East Palo Alto,CA

Sample	File ID	DF	Analyzed	By	Prep Date	Prep Batch	Analytical Batch
GJK876-MB	JK21142.D	1	07/21/11	TT	n/a	n/a	GJK876

The QC reported here applies to the following samples: **Method:** SW846 8015B

C16957-10, C16957-18, C16957-22, C16957-27, C16957-28, C16957-29, C16957-30, C16957-31, C16957-32, C16957-33, C16957-38

CAS No.	Compound	Result	RL	MDL	Units	Q
	TPH-GRO (C6-C10)	ND	0.10	0.050	mg/kg	

CAS No.	Surrogate Recoveries	Limits
98-08-8	aaa-Trifluorotoluene	92% 60-157%

## Method Blank Summary

**Job Number:** C16957  
**Account:** IRISECAO Iris Environmental  
**Project:** Romic Soil Investigation(Romic EPA) - 2081 Bay Road,East Palo Alto,CA

Sample	File ID	DF	Analyzed	By	Prep Date	Prep Batch	Analytical Batch
GJK877-MB	JK21169.D	1	07/22/11	TT	n/a	n/a	GJK877

The QC reported here applies to the following samples:

Method: SW846 8015B

C16957-34, C16957-35

CAS No.	Compound	Result	RL	MDL	Units	Q
	TPH-GRO (C6-C10)	ND	0.10	0.050	mg/kg	

CAS No.	Surrogate Recoveries	Limits
98-08-8	aaa-Trifluorotoluene	90% 60-157%

## Method Blank Summary

**Job Number:** C16957  
**Account:** IRISECAO Iris Environmental  
**Project:** Romic Soil Investigation(Romic EPA) - 2081 Bay Road,East Palo Alto,CA

Sample	File ID	DF	Analyzed	By	Prep Date	Prep Batch	Analytical Batch
GJK878-MB	JK21200.D	1	07/23/11	TT	n/a	n/a	GJK878

The QC reported here applies to the following samples:

Method: SW846 8015B

C16957-36, C16957-37, C16957-13A, C16957-31A, C16957-37A

CAS No.	Compound	Result	RL	MDL	Units	Q
	TPH-GRO (C6-C10)	ND	0.10	0.050	mg/kg	

CAS No.	Surrogate Recoveries	Limits
98-08-8	aaa-Trifluorotoluene	89% 60-157%

# Blank Spike/Blank Spike Duplicate Summary

**Job Number:** C16957  
**Account:** IRISECAO Iris Environmental  
**Project:** Romic Soil Investigation(Romic EPA) - 2081 Bay Road,East Palo Alto,CA

Sample	File ID	DF	Analyzed	By	Prep Date	Prep Batch	Analytical Batch
GJK875-BS	JK21113.D	1	07/21/11	TT	n/a	n/a	GJK875
GJK875-BSD	JK21114.D	1	07/21/11	TT	n/a	n/a	GJK875

The QC reported here applies to the following samples: Method: SW846 8015B

C16957-1, C16957-2, C16957-3, C16957-7, C16957-8, C16957-9, C16957-11, C16957-12, C16957-13, C16957-14, C16957-15, C16957-16, C16957-17

CAS No.	Compound	Spike mg/kg	BSP mg/kg	BSP %	BSD mg/kg	BSD %	RPD	Limits Rec/RPD
	TPH-GRO (C6-C10)	0.5	0.538	108	0.521	104	3	65-135/30

CAS No.	Surrogate Recoveries	BSP	BSD	Limits
98-08-8	aaa-Trifluorotoluene	121%	120%	60-157%

6.2.1  
6

# Blank Spike/Blank Spike Duplicate Summary

**Job Number:** C16957  
**Account:** IRISECAO Iris Environmental  
**Project:** Romic Soil Investigation(Romic EPA) - 2081 Bay Road,East Palo Alto,CA

Sample	File ID	DF	Analyzed	By	Prep Date	Prep Batch	Analytical Batch
GJK876-BS	JK21140.D	1	07/21/11	TT	n/a	n/a	GJK876
GJK876-BSD	JK21141.D	1	07/21/11	TT	n/a	n/a	GJK876

The QC reported here applies to the following samples: Method: SW846 8015B

C16957-10, C16957-18, C16957-22, C16957-27, C16957-28, C16957-29, C16957-30, C16957-31, C16957-32, C16957-33, C16957-38

CAS No.	Compound	Spike mg/kg	BSP mg/kg	BSP %	BSD mg/kg	BSD %	RPD	Limits Rec/RPD
	TPH-GRO (C6-C10)	0.5	0.486	97	0.493	99	1	65-135/30

CAS No.	Surrogate Recoveries	BSP	BSD	Limits
98-08-8	aaa-Trifluorotoluene	118%	119%	60-157%

6.2.2  
6

# Blank Spike/Blank Spike Duplicate Summary

**Job Number:** C16957  
**Account:** IRISECAO Iris Environmental  
**Project:** Romic Soil Investigation(Romic EPA) - 2081 Bay Road,East Palo Alto,CA

Sample	File ID	DF	Analyzed	By	Prep Date	Prep Batch	Analytical Batch
GJK877-BS	JK21167.D	1	07/22/11	TT	n/a	n/a	GJK877
GJK877-BSD	JK21168.D	1	07/22/11	TT	n/a	n/a	GJK877

The QC reported here applies to the following samples:

Method: SW846 8015B

C16957-34, C16957-35

CAS No.	Compound	Spike mg/kg	BSP mg/kg	BSP %	BSD mg/kg	BSD %	RPD	Limits Rec/RPD
	TPH-GRO (C6-C10)	0.5	0.469	94	0.455	91	3	65-135/30

CAS No.	Surrogate Recoveries	BSP	BSD	Limits
98-08-8	aaa-Trifluorotoluene	115%	116%	60-157%

6.2.3

6

# Blank Spike/Blank Spike Duplicate Summary

**Job Number:** C16957  
**Account:** IRISECAO Iris Environmental  
**Project:** Romic Soil Investigation(Romic EPA) - 2081 Bay Road,East Palo Alto,CA

Sample	File ID	DF	Analyzed	By	Prep Date	Prep Batch	Analytical Batch
GJK878-BS	JK21198.D	1	07/23/11	TT	n/a	n/a	GJK878
GJK878-BSD	JK21199.D	1	07/23/11	TT	n/a	n/a	GJK878

The QC reported here applies to the following samples: Method: SW846 8015B

C16957-36, C16957-37, C16957-13A, C16957-31A, C16957-37A

CAS No.	Compound	Spike mg/kg	BSP mg/kg	BSP %	BSD mg/kg	BSD %	RPD	Limits Rec/RPD
	TPH-GRO (C6-C10)	0.5	0.515	103	0.506	101	2	65-135/30

CAS No.	Surrogate Recoveries	BSP	BSD	Limits
98-08-8	aaa-Trifluorotoluene	117%	116%	60-157%

6.2.4  
6



# Matrix Spike/Matrix Spike Duplicate Summary

**Job Number:** C16957  
**Account:** IRISECAO Iris Environmental  
**Project:** Romic Soil Investigation(Romic EPA) - 2081 Bay Road,East Palo Alto,CA

Sample	File ID	DF	Analyzed	By	Prep Date	Prep Batch	Analytical Batch
C16957-11MS	JK21137.D	1	07/21/11	TT	n/a	n/a	GJK875
C16957-11MSD	JK21138.D	1	07/21/11	TT	n/a	n/a	GJK875
C16957-11	JK21130.D	1	07/21/11	TT	n/a	n/a	GJK875

The QC reported here applies to the following samples: Method: SW846 8015B

C16957-1, C16957-2, C16957-3, C16957-7, C16957-8, C16957-9, C16957-11, C16957-12, C16957-13, C16957-14, C16957-15, C16957-16, C16957-17

CAS No.	Compound	C16957-11 mg/kg	Spike Q	mg/kg	MS mg/kg	MS %	MSD mg/kg	MSD %	RPD	Limits Rec/RPD
	TPH-GRO (C6-C10)	ND	0.486	0.412	85	0.443	92	7	65-135/25	

CAS No.	Surrogate Recoveries	MS	MSD	C16957-11	Limits
98-08-8	aaa-Trifluorotoluene	118%	120%	94%	60-157%

6.3.1  
6

# Matrix Spike/Matrix Spike Duplicate Summary

**Job Number:** C16957  
**Account:** IRISECAO Iris Environmental  
**Project:** Romic Soil Investigation(Romic EPA) - 2081 Bay Road,East Palo Alto,CA

Sample	File ID	DF	Analyzed	By	Prep Date	Prep Batch	Analytical Batch
C16957-38MS	JK21164.D	1	07/22/11	TT	n/a	n/a	GJK876
C16957-38MSD	JK21165.D	1	07/22/11	TT	n/a	n/a	GJK876
C16957-38	JK21158.D	1	07/22/11	TT	n/a	n/a	GJK876

The QC reported here applies to the following samples: Method: SW846 8015B

C16957-10, C16957-18, C16957-22, C16957-27, C16957-28, C16957-29, C16957-30, C16957-31, C16957-32, C16957-33, C16957-38

CAS No.	Compound	C16957-38 mg/kg	Spike Q	mg/kg	MS mg/kg	MS %	MSD mg/kg	MSD %	RPD	Limits Rec/RPD
	TPH-GRO (C6-C10)	ND	0.477	0.384	80	0.395	83	3	65-135/25	

CAS No.	Surrogate Recoveries	MS	MSD	C16957-38	Limits
98-08-8	aaa-Trifluorotoluene	114%	118%	91%	60-157%

6.3.2  
6

# Matrix Spike/Matrix Spike Duplicate Summary

**Job Number:** C16957  
**Account:** IRISECAO Iris Environmental  
**Project:** Romic Soil Investigation(Romic EPA) - 2081 Bay Road,East Palo Alto,CA

Sample	File ID	DF	Analyzed	By	Prep Date	Prep Batch	Analytical Batch
C17120-10MS	JK21195.D	1	07/23/11	TT	n/a	n/a	GJK877
C17120-10MSD	JK21196.D	1	07/23/11	TT	n/a	n/a	GJK877
C17120-10	JK21187.D	1	07/23/11	TT	n/a	n/a	GJK877

The QC reported here applies to the following samples:

Method: SW846 8015B

C16957-34, C16957-35

CAS No.	Compound	C17120-10 mg/kg	Spike Q	mg/kg	MS mg/kg	MS %	MSD mg/kg	MSD %	RPD	Limits Rec/RPD
	TPH-GRO (C6-C10)	ND		0.458	0.389	85	0.402	81	3	65-135/25

CAS No.	Surrogate Recoveries	MS	MSD	C17120-10	Limits
98-08-8	aaa-Trifluorotoluene	116%	115%	90%	60-157%

6.3.3  
6

# Matrix Spike/Matrix Spike Duplicate Summary

**Job Number:** C16957  
**Account:** IRISECAO Iris Environmental  
**Project:** Romic Soil Investigation(Romic EPA) - 2081 Bay Road,East Palo Alto,CA

Sample	File ID	DF	Analyzed	By	Prep Date	Prep Batch	Analytical Batch
C16985-16MS	JK21225.D	1	07/24/11	TT	n/a	n/a	GJK878
C16985-16MSD	JK21226.D	1	07/24/11	TT	n/a	n/a	GJK878
C16985-16	JK21224.D	1	07/24/11	TT	n/a	n/a	GJK878

The QC reported here applies to the following samples: Method: SW846 8015B

C16957-36, C16957-37, C16957-13A, C16957-31A, C16957-37A

CAS No.	Compound	C16985-16 mg/kg	Spike Q	mg/kg	MS mg/kg	MS %	MSD mg/kg	MSD %	RPD	Limits Rec/RPD
	TPH-GRO (C6-C10)	ND		0.482	0.284	59* a	0.351	73	21	65-135/25

CAS No.	Surrogate Recoveries	MS	MSD	C16985-16	Limits
98-08-8	aaa-Trifluorotoluene	111%	115%	95%	60-157%

(a) Outside control limits due to matrix interference.

6.3.4  
6

## GC Semi-volatiles

---

## QC Data Summaries

---

Includes the following where applicable:

- Method Blank Summaries
- Blank Spike Summaries
- Matrix Spike and Duplicate Summaries

# Method Blank Summary

**Job Number:** C16957  
**Account:** IRISECAO Iris Environmental  
**Project:** Romic Soil Investigation(Romic EPA) - 2081 Bay Road,East Palo Alto,CA

Sample	File ID	DF	Analyzed	By	Prep Date	Prep Batch	Analytical Batch
OP4230-MB	OO22352.D	1	07/16/11	RV	07/15/11	OP4230	G00718

**The QC reported here applies to the following samples:** **Method:** SW846 8081A

C16957-1, C16957-2, C16957-3, C16957-7, C16957-16, C16957-17, C16957-18, C16957-22, C16957-27, C16957-33, C16957-36

CAS No.	Compound	Result	RL	MDL	Units	Q
309-00-2	Aldrin	ND	25	10	ug/kg	
319-84-6	alpha-BHC	ND	25	11	ug/kg	
319-85-7	beta-BHC	ND	25	3.5	ug/kg	
319-86-8	delta-BHC	ND	25	3.5	ug/kg	
58-89-9	gamma-BHC (Lindane)	ND	25	7.5	ug/kg	
12789-03-6	Chlordane	ND	100	100	ug/kg	
60-57-1	Dieldrin	ND	25	3.0	ug/kg	
72-54-8	4,4' -DDD	ND	25	3.5	ug/kg	
72-55-9	4,4' -DDE	ND	25	3.0	ug/kg	
50-29-3	4,4' -DDT	ND	25	3.0	ug/kg	
72-20-8	Endrin	ND	25	3.0	ug/kg	
7421-93-4	Endrin aldehyde	ND	25	6.0	ug/kg	
959-98-8	Endosulfan-I	ND	25	3.5	ug/kg	
33213-65-9	Endosulfan-II	ND	25	3.5	ug/kg	
1031-07-8	Endosulfan sulfate	ND	25	8.0	ug/kg	
76-44-8	Heptachlor	ND	25	6.0	ug/kg	
1024-57-3	Heptachlor epoxide	ND	25	4.0	ug/kg	
72-43-5	Methoxychlor	ND	25	3.5	ug/kg	
8001-35-2	Toxaphene	ND	100	100	ug/kg	

CAS No.	Surrogate Recoveries	Limits	
877-09-8	Tetrachloro-m-xylene	57%	35-132%
877-09-8	Tetrachloro-m-xylene	57%	35-132%
2051-24-3	Decachlorobiphenyl	101%	35-132%
2051-24-3	Decachlorobiphenyl	89%	35-132%

7.1.1  
7

# Method Blank Summary

**Job Number:** C16957  
**Account:** IRISECAO Iris Environmental  
**Project:** Romic Soil Investigation(Romic EPA) - 2081 Bay Road,East Palo Alto,CA

Sample	File ID	DF	Analyzed	By	Prep Date	Prep Batch	Analytical Batch
OP4231-MB	PP20064.D	1	07/17/11	RV	07/15/11	OP4231	GPP685

**The QC reported here applies to the following samples:** **Method:** SW846 8082

C16957-1, C16957-2, C16957-3, C16957-7, C16957-16, C16957-17, C16957-18, C16957-22, C16957-27, C16957-33, C16957-36

CAS No.	Compound	Result	RL	MDL	Units	Q
12674-11-2	Aroclor 1016	ND	100	17	ug/kg	
11104-28-2	Aroclor 1221	ND	100	50	ug/kg	
11141-16-5	Aroclor 1232	ND	100	50	ug/kg	
53469-21-9	Aroclor 1242	ND	100	50	ug/kg	
12672-29-6	Aroclor 1248	ND	100	50	ug/kg	
11097-69-1	Aroclor 1254	ND	100	50	ug/kg	
11096-82-5	Aroclor 1260	ND	100	20	ug/kg	

CAS No.	Surrogate Recoveries	Limits	
877-09-8	Tetrachloro-m-xylene	57%	45-108%
877-09-8	Tetrachloro-m-xylene	55%	45-108%
2051-24-3	Decachlorobiphenyl	107%	54-121%
2051-24-3	Decachlorobiphenyl	97%	54-121%

7.1.2  
7

## Method Blank Summary

**Job Number:** C16957  
**Account:** IRISECAO Iris Environmental  
**Project:** Romic Soil Investigation(Romic EPA) - 2081 Bay Road,East Palo Alto,CA

Sample	File ID	DF	Analyzed	By	Prep Date	Prep Batch	Analytical Batch
OP4234-MB	GG26731.D	1	07/16/11	JH	07/15/11	OP4234	GGG722

The QC reported here applies to the following samples:

Method: SW846 8015B M

C16957-1, C16957-2, C16957-3, C16957-7, C16957-8, C16957-9

CAS No.	Compound	Result	RL	MDL	Units	Q
	TPH (C10-C28)	ND	10	5.0	mg/kg	
	TPH (> C28-C40)	ND	20	10	mg/kg	

CAS No.	Surrogate Recoveries	Limits
630-01-3	Hexacosane	70% 45-140%



## Method Blank Summary

**Job Number:** C16957  
**Account:** IRISECAO Iris Environmental  
**Project:** Romic Soil Investigation(Romic EPA) - 2081 Bay Road,East Palo Alto,CA

Sample	File ID	DF	Analyzed	By	Prep Date	Prep Batch	Analytical Batch
OP4237-MB	GG26749.D	1	07/16/11	JH	07/15/11	OP4237	GGG722

The QC reported here applies to the following samples:

Method: SW846 8015B M

C16957-10, C16957-11, C16957-12, C16957-13, C16957-14, C16957-15, C16957-16, C16957-17, C16957-18, C16957-22, C16957-27, C16957-28, C16957-29, C16957-30, C16957-31, C16957-32, C16957-33, C16957-35

CAS No.	Compound	Result	RL	MDL	Units	Q
	TPH (C10-C28)	ND	10	5.0	mg/kg	
	TPH (> C28-C40)	ND	20	10	mg/kg	

CAS No.	Surrogate Recoveries	Limits
630-01-3	Hexacosane	78% 45-140%

7.1.4  
7

## Method Blank Summary

**Job Number:** C16957  
**Account:** IRISECAO Iris Environmental  
**Project:** Romic Soil Investigation(Romic EPA) - 2081 Bay Road,East Palo Alto,CA

Sample	File ID	DF	Analyzed	By	Prep Date	Prep Batch	Analytical Batch
OP4249-MB	GG26943.D	1	07/20/11	JH	07/18/11	OP4249	GGG725

The QC reported here applies to the following samples:

Method: SW846 8015B M

C16957-34, C16957-36, C16957-37, C16957-38

CAS No.	Compound	Result	RL	MDL	Units	Q
	TPH (C10-C28)	ND	10	5.0	mg/kg	
	TPH (> C28-C40)	ND	20	10	mg/kg	

CAS No.	Surrogate Recoveries	Limits
630-01-3	Hexacosane	47% 45-140%

# Method Blank Summary

**Job Number:** C16957  
**Account:** IRISECAO Iris Environmental  
**Project:** Romic Soil Investigation(Romic EPA) - 2081 Bay Road,East Palo Alto,CA

Sample	File ID	DF	Analyzed	By	Prep Date	Prep Batch	Analytical Batch
OP4277-MB	HH15382.D	1	07/23/11	JH	07/21/11	OP4277	GHH527

The QC reported here applies to the following samples:

Method: SW846 8015B M

C16957-13A, C16957-31A, C16957-37A

CAS No.	Compound	Result	RL	MDL	Units	Q
	TPH (C10-C28)	ND	10	5.0	mg/kg	
	TPH (> C28-C40)	ND	20	10	mg/kg	

CAS No.	Surrogate Recoveries	Limits
630-01-3	Hexacosane	69% 45-140%

# Blank Spike/Blank Spike Duplicate Summary

**Job Number:** C16957  
**Account:** IRISECAO Iris Environmental  
**Project:** Romic Soil Investigation(Romic EPA) - 2081 Bay Road,East Palo Alto,CA

Sample	File ID	DF	Analyzed	By	Prep Date	Prep Batch	Analytical Batch
OP4230-BS	OO22353.D	1	07/16/11	RV	07/15/11	OP4230	GOO718
OP4230-BSD	OO22354.D	1	07/16/11	RV	07/15/11	OP4230	GOO718

**The QC reported here applies to the following samples:** **Method:** SW846 8081A

C16957-1, C16957-2, C16957-3, C16957-7, C16957-16, C16957-17, C16957-18, C16957-22, C16957-27, C16957-33, C16957-36

CAS No.	Compound	Spike ug/kg	BSP ug/kg	BSP %	BSD ug/kg	BSD %	RPD	Limits Rec/RPD
309-00-2	Aldrin	100	67.9	68	69.7	70	3	40-140/30
319-84-6	alpha-BHC	100	72.0	72	74.6	75	4	40-140/30
319-85-7	beta-BHC	100	70.9	71	71.0	71	0	40-140/30
319-86-8	delta-BHC	100	81.9	82	82.5	83	1	40-140/30
58-89-9	gamma-BHC (Lindane)	100	71.8	72	74.4	74	4	40-140/30
60-57-1	Dieldrin	100	78.8	79	79.9	80	1	40-145/30
72-54-8	4,4'-DDD	100	99.2	99	97.2	97	2	40-140/30
72-55-9	4,4'-DDE	100	85.5	86	83.6	84	2	40-140/30
50-29-3	4,4'-DDT	100	87.1	87	84.9	85	3	40-140/30
72-20-8	Endrin	100	80.6	81	80.4	80	0	40-140/30
7421-93-4	Endrin aldehyde	100	90.8	91	90.3	90	1	40-140/30
959-98-8	Endosulfan-I	100	74.2	74	75.9	76	2	40-140/30
33213-65-9	Endosulfan-II	100	90.3	90	86.6	87	4	40-140/30
1031-07-8	Endosulfan sulfate	100	98.8	99	95.2	95	4	40-140/30
76-44-8	Heptachlor	100	64.7	65	66.4	66	3	40-140/30
1024-57-3	Heptachlor epoxide	100	67.5	68	68.3	68	1	40-140/30
72-43-5	Methoxychlor	100	96.4	96	95.4	95	1	40-140/30

CAS No.	Surrogate Recoveries	BSP	BSD	Limits
877-09-8	Tetrachloro-m-xylene	62%	63%	35-132%
877-09-8	Tetrachloro-m-xylene	61%	63%	35-132%
2051-24-3	Decachlorobiphenyl	103%	100%	35-132%
2051-24-3	Decachlorobiphenyl	88%	89%	35-132%

7.2.1  
7

# Blank Spike/Blank Spike Duplicate Summary

**Job Number:** C16957  
**Account:** IRISECAO Iris Environmental  
**Project:** Romic Soil Investigation(Romic EPA) - 2081 Bay Road,East Palo Alto,CA

Sample	File ID	DF	Analyzed	By	Prep Date	Prep Batch	Analytical Batch
OP4231-BS	PP20076.D	1	07/17/11	RV	07/15/11	OP4231	GPP685
OP4231-BSD	PP20077.D	1	07/17/11	RV	07/15/11	OP4231	GPP685

The QC reported here applies to the following samples: Method: SW846 8082

C16957-1, C16957-2, C16957-3, C16957-7, C16957-16, C16957-17, C16957-18, C16957-22, C16957-27, C16957-33, C16957-36

CAS No.	Compound	Spike ug/kg	BSP ug/kg	BSP %	BSD ug/kg	BSD %	RPD	Limits Rec/RPD
12674-11-2	Aroclor 1016	400	243	61	243	61	0	40-145/30
11096-82-5	Aroclor 1260	400	380	95	388	97	2	40-145/30

CAS No.	Surrogate Recoveries	BSP	BSD	Limits
877-09-8	Tetrachloro-m-xylene	54%	55%	45-108%
877-09-8	Tetrachloro-m-xylene	53%	54%	45-108%
2051-24-3	Decachlorobiphenyl	104%	106%	54-121%
2051-24-3	Decachlorobiphenyl	92%	95%	54-121%

7.2.2  
7

# Blank Spike/Blank Spike Duplicate Summary

**Job Number:** C16957  
**Account:** IRISECAO Iris Environmental  
**Project:** Romic Soil Investigation(Romic EPA) - 2081 Bay Road,East Palo Alto,CA

Sample	File ID	DF	Analyzed	By	Prep Date	Prep Batch	Analytical Batch
OP4234-BS	GG26732.D	1	07/16/11	JH	07/15/11	OP4234	GGG722
OP4234-BSD	GG26733.D	1	07/16/11	JH	07/15/11	OP4234	GGG722

The QC reported here applies to the following samples: Method: SW846 8015B M

C16957-1, C16957-2, C16957-3, C16957-7, C16957-8, C16957-9

CAS No.	Compound	Spike mg/kg	BSP mg/kg	BSP %	BSD mg/kg	BSD %	RPD	Limits Rec/RPD
	TPH (C10-C28)	100	74.4	74	62.3	62	18	45-140/30
	TPH (> C28-C40)	100	66.1	66	52.3	52	23	45-140/30

CAS No.	Surrogate Recoveries	BSP	BSD	Limits
630-01-3	Hexacosane	84%	51%	45-140%

7.2.3  
7

# Blank Spike/Blank Spike Duplicate Summary

**Job Number:** C16957  
**Account:** IRISECAO Iris Environmental  
**Project:** Romic Soil Investigation(Romic EPA) - 2081 Bay Road,East Palo Alto,CA

Sample	File ID	DF	Analyzed	By	Prep Date	Prep Batch	Analytical Batch
OP4237-BS	GG26750.D	1	07/16/11	JH	07/15/11	OP4237	GGG722
OP4237-BSD	GG26751.D	1	07/16/11	JH	07/15/11	OP4237	GGG722

The QC reported here applies to the following samples: Method: SW846 8015B M

C16957-10, C16957-11, C16957-12, C16957-13, C16957-14, C16957-15, C16957-16, C16957-17, C16957-18, C16957-22, C16957-27, C16957-28, C16957-29, C16957-30, C16957-31, C16957-32, C16957-33, C16957-35

CAS No.	Compound	Spike mg/kg	BSP mg/kg	BSP %	BSD mg/kg	BSD %	RPD	Limits Rec/RPD
	TPH (C10-C28)	100	65.3	65	61.6	62	6	45-140/30
	TPH (> C28-C40)	100	68.2	68	64.7	65	5	45-140/30

CAS No.	Surrogate Recoveries	BSP	BSD	Limits
630-01-3	Hexacosane	79%	76%	45-140%

7.2.4  
7

# Blank Spike/Blank Spike Duplicate Summary

**Job Number:** C16957  
**Account:** IRISECAO Iris Environmental  
**Project:** Romic Soil Investigation(Romic EPA) - 2081 Bay Road,East Palo Alto,CA

Sample	File ID	DF	Analyzed	By	Prep Date	Prep Batch	Analytical Batch
OP4249-BS	GG26944.D	1	07/20/11	JH	07/18/11	OP4249	GGG725
OP4249-BSD	GG26945.D	1	07/20/11	JH	07/18/11	OP4249	GGG725

The QC reported here applies to the following samples: Method: SW846 8015B M

C16957-34, C16957-36, C16957-37, C16957-38

CAS No.	Compound	Spike mg/kg	BSP mg/kg	BSP %	BSD mg/kg	BSD %	RPD	Limits Rec/RPD
	TPH (C10-C28)	100	55.0	55	55.1	55	0	45-140/30
	TPH (> C28-C40)	100	45.8	46	50.0	50	9	45-140/30

CAS No.	Surrogate Recoveries	BSP	BSD	Limits
630-01-3	Hexacosane	55%	67%	45-140%

7.2.5  
7



# Blank Spike/Blank Spike Duplicate Summary

**Job Number:** C16957  
**Account:** IRISECAO Iris Environmental  
**Project:** Romic Soil Investigation(Romic EPA) - 2081 Bay Road, East Palo Alto, CA

Sample	File ID	DF	Analyzed	By	Prep Date	Prep Batch	Analytical Batch
OP4277-BS	HH15383.D	1	07/23/11	JH	07/21/11	OP4277	GHH527
OP4277-BSD	HH15384.D	1	07/23/11	JH	07/21/11	OP4277	GHH527

The QC reported here applies to the following samples: Method: SW846 8015B M

C16957-13A, C16957-31A, C16957-37A

CAS No.	Compound	Spike mg/kg	BSP mg/kg	BSP %	BSD mg/kg	BSD %	RPD	Limits Rec/RPD
	TPH (C10-C28)	100	71.9	72	71.1	71	1	45-140/30
	TPH (> C28-C40)	100	67.4	67	64.2	64	5	45-140/30

CAS No.	Surrogate Recoveries	BSP	BSD	Limits
630-01-3	Hexacosane	74%	68%	45-140%

7.2.6  
7

# Matrix Spike/Matrix Spike Duplicate Summary

**Job Number:** C16957  
**Account:** IRISECAO Iris Environmental  
**Project:** Romc Soil Investigation(Romc EPA) - 2081 Bay Road,East Palo Alto,CA

Sample	File ID	DF	Analyzed	By	Prep Date	Prep Batch	Analytical Batch
OP4230-MS	OO22668.D	60	07/24/11	RV	07/15/11	OP4230	G00726
OP4230-MSD	OO22669.D	60	07/24/11	RV	07/15/11	OP4230	G00726
C16941-13 <sup>a</sup>	OO22667.D	60	07/24/11	RV	07/15/11	OP4230	G00726

The QC reported here applies to the following samples: Method: SW846 8081A

C16957-1, C16957-2, C16957-3, C16957-7, C16957-16, C16957-17, C16957-18, C16957-22, C16957-27, C16957-33, C16957-36

CAS No.	Compound	C16941-13 ug/kg	Spike Q	ug/kg	MS ug/kg	MS %	MSD ug/kg	MSD %	RPD	Limits Rec/RPD
309-00-2	Aldrin	ND	99	90	91	82	83	9	40-140/40	
319-84-6	alpha-BHC	ND	99	69	70	65	66	6	40-140/40	
319-85-7	beta-BHC	ND	99	140	139	130	133	4	40-140/40	
319-86-8	delta-BHC	ND	99	79	80	78	78	2	40-140/40	
58-89-9	gamma-BHC (Lindane)	ND	99	79	80	78	79	1	40-140/40	
60-57-1	Dieldrin	ND	99	75	76	69	70	8	40-145/40	
72-54-8	4,4'-DDD	ND	99	89	89	90	91	2	40-140/40	
72-55-9	4,4'-DDE	ND	99	78	78	82	83	5	40-140/40	
50-29-3	4,4'-DDT	ND	99	82	83	83	84	1 <sup>b</sup>	40-140/40	
72-20-8	Endrin	ND	99	88	89	100	103	15	40-145/40	
7421-93-4	Endrin aldehyde	ND	99	130	133	130	135	2	40-140/40	
959-98-8	Endosulfan-I	ND	99	110	109	100	101	8	40-140/40	
33213-65-9	Endosulfan-II	ND	99	98	99	98	99	0	40-140/40	
1031-07-8	Endosulfan sulfate	ND	99	110	108	100	105	3	40-140/40	
76-44-8	Heptachlor	ND	99	100	102	90	91	11	40-140/40	
1024-57-3	Heptachlor epoxide	ND	99	110	114	110	110	4	40-140/40	
72-43-5	Methoxychlor	ND	99	55	56	56	57	2	40-140/40	

CAS No.	Surrogate Recoveries	MS	MSD	C16941-13	Limits
877-09-8	Tetrachloro-m-xylene	93%	90%	85%	35-132%
877-09-8	Tetrachloro-m-xylene	133%* <sup>c</sup>	132%	121%	35-132%
2051-24-3	Decachlorobiphenyl	113%	114%	106%	35-132%
2051-24-3	Decachlorobiphenyl	118%	113%	110%	35-132%

- (a) Reporting limits raised due to high concentration of PCB (Aroclor 1260) and non-target Hydrocarbons.
- (b) Result from signal 2.
- (c) Outside control limits due to dilution.

731

# Matrix Spike/Matrix Spike Duplicate Summary

**Job Number:** C16957  
**Account:** IRISECAO Iris Environmental  
**Project:** Romic Soil Investigation(Romic EPA) - 2081 Bay Road,East Palo Alto,CA

Sample	File ID	DF	Analyzed	By	Prep Date	Prep Batch	Analytical Batch
OP4231-MS	PP20054.D	1	07/17/11	RV	07/15/11	OP4231	GPP685
OP4231-MSD	PP20055.D	1	07/17/11	RV	07/15/11	OP4231	GPP685
C16948-78	PP20052.D	1	07/17/11	RV	07/15/11	OP4231	GPP685

The QC reported here applies to the following samples: Method: SW846 8082

C16957-1, C16957-2, C16957-3, C16957-7, C16957-16, C16957-17, C16957-18, C16957-22, C16957-27, C16957-33, C16957-36

CAS No.	Compound	C16948-78 ug/kg	Spike Q	ug/kg	MS ug/kg	MS %	MSD ug/kg	MSD %	RPD	Limits Rec/RPD
12674-11-2	Aroclor 1016	ND	400	286	72	272	68	5	40-145/40	
11096-82-5	Aroclor 1260	ND	400	405	101	390	98	4	40-145/40	

CAS No.	Surrogate Recoveries	MS	MSD	C16948-78	Limits
877-09-8	Tetrachloro-m-xylene	58%	55%	41% * a	45-108%
877-09-8	Tetrachloro-m-xylene	59%	56%	43% * a	45-108%
2051-24-3	Decachlorobiphenyl	103%	103%	104%	54-121%
2051-24-3	Decachlorobiphenyl	93%	94%	96%	54-121%

(a) Outside control limits due to matrix interference.

7.3.2  
7

# Matrix Spike/Matrix Spike Duplicate Summary

**Job Number:** C16957  
**Account:** IRISECAO Iris Environmental  
**Project:** Romic Soil Investigation(Romic EPA) - 2081 Bay Road,East Palo Alto,CA

Sample	File ID	DF	Analyzed	By	Prep Date	Prep Batch	Analytical Batch
OP4234-MS	HH15270.D	1	07/20/11	JH	07/15/11	OP4234	GHH525
OP4234-MSD	HH15271.D	1	07/20/11	JH	07/15/11	OP4234	GHH525
C16941-20	GG26807.D	1	07/17/11	JH	07/15/11	OP4234	GGG723

The QC reported here applies to the following samples: Method: SW846 8015B M

C16957-1, C16957-2, C16957-3, C16957-7, C16957-8, C16957-9

CAS No.	Compound	C16941-20 mg/kg	Spike mg/kg	MS mg/kg	MS %	MSD mg/kg	MSD %	RPD	Limits Rec/RPD
	TPH (C10-C28)	ND	100	56.2	56	59.4	59	6	45-140/30
	TPH (> C28-C40)	ND	100	66.2	66	65.4	65	1	45-140/30

CAS No.	Surrogate Recoveries	MS	MSD	C16941-20	Limits
630-01-3	Hexacosane	67%	66%	65%	45-140%

7.3.3  
7

## Metals Analysis

---

### QC Data Summaries

---

Includes the following where applicable:

- Method Blank Summaries
- Matrix Spike and Duplicate Summaries
- Blank Spike and Lab Control Sample Summaries
- Serial Dilution Summaries

BLANK RESULTS SUMMARY  
Part 2 - Method Blanks

Login Number: C16957  
Account: IRISECAO - Iris Environmental  
Project: Romic Soil Investigation(Romic EPA) - 2081 Bay Road,East Palo Alto,CA

QC Batch ID: MP3707  
Matrix Type: SOLID

Methods: SW846 6010B  
Units: mg/kg

Prep Date: 07/15/11

Metal	RL	IDL	MDL	MB raw	final
Aluminum	20	2	.54		
Antimony	2.0	.98	.23	-0.24	<2.0
Arsenic	2.0	.78	.8	0.40	<2.0
Barium	20	.03	.076	1.1	<20
Beryllium	1.0	.01	.015	-0.010	<1.0
Boron	10	.73	.55		
Cadmium	1.0	.06	.04	-0.010	<1.0
Calcium	500	1.5	1.3		
Chromium	1.0	.07	.024	0.17	<1.0
Cobalt	1.0	.07	.031	0.0	<1.0
Copper	2.5	.06	.18	0.60	<2.5
Iron	20	.25	1.4		
Lead	2.0	.4	.28	-0.030	<2.0
Lithium		.12			
Magnesium	500	1.1	1.1		
Manganese	1.5	.01	.21		
Molybdenum	2.0	.12	.054	0.070	<2.0
Nickel	1.0	.1	.15	0.13	<1.0
Potassium	1000	3			
Selenium	2.0	1.2	.74	-0.12	<2.0
Silicon		.76			
Silver	1.0	.05	.24	0.010	<1.0
Sodium	1000	.79	1.2		
Strontium	1.0	.02	.038		
Thallium	2.0	.85	.36	-0.20	<2.0
Tin	50	.27	.16		
Titanium	1.0	.02	.071		
Vanadium	1.0	.05	.018	0.050	<1.0
Zinc	2.0	.04	.21	1.3	<2.0

Associated samples MP3707: C16957-1, C16957-2, C16957-3, C16957-7, C16957-8, C16957-9, C16957-10, C16957-11, C16957-12, C16957-13, C16957-14, C16957-15, C16957-16, C16957-17, C16957-18, C16957-22, C16957-27, C16957-28, C16957-29, C16957-30

Results < IDL are shown as zero for calculation purposes  
(\* ) Outside of QC limits  
(anr) Analyte not requested

MATRIX SPIKE AND DUPLICATE RESULTS SUMMARY

Login Number: C16957  
 Account: IRISECAO - Iris Environmental  
 Project: Romic Soil Investigation(Romic EPA) - 2081 Bay Road,East Palo Alto,CA

QC Batch ID: MP3707  
 Matrix Type: SOLID

Methods: SW846 6010B  
 Units: mg/kg

Prep Date: 07/15/11

Metal	C16957-1 Original MS		SpikeLot MPIR4A	% Rec	QC Limits
Aluminum					
Antimony	1.3	16.2	47.2	31.6N(a)	75-125
Arsenic	4.8	42.2	47.2	79.3	75-125
Barium	153	207	47.2	114.5	75-125
Beryllium	0.66	44.7	47.2	93.4	75-125
Boron					
Cadmium	0.0	44.0	47.2	93.3	75-125
Calcium					
Chromium	40.5	86.1	47.2	96.7	75-125
Cobalt	11.6	53.8	47.2	89.5	75-125
Copper	10.1	55.9	47.2	97.1	75-125
Iron					
Lead	6.1	47.0	47.2	86.7	75-125
Lithium					
Magnesium					
Manganese					
Molybdenum	0.74	38.6	47.2	80.3	75-125
Nickel	35.6	77.2	47.2	88.2	75-125
Potassium					
Selenium	0.0	39.0	47.2	82.7	75-125
Silicon					
Silver	0.0	42.9	47.2	90.9	75-125
Sodium					
Strontium					
Thallium	1.8	40.0	47.2	81.0	75-125
Tin					
Titanium					
Vanadium	51.9	100	47.2	102.0	75-125
Zinc	24.7	64.6	47.2	84.6	75-125

Associated samples MP3707: C16957-1, C16957-2, C16957-3, C16957-7, C16957-8, C16957-9, C16957-10, C16957-11, C16957-12, C16957-13, C16957-14, C16957-15, C16957-16, C16957-17, C16957-18, C16957-22, C16957-27, C16957-28, C16957-29, C16957-30

Results < IDL are shown as zero for calculation purposes  
 (\*) Outside of QC limits  
 (N) Matrix Spike Rec. outside of QC limits  
 (anr) Analyte not requested

8.12  
**8**

MATRIX SPIKE AND DUPLICATE RESULTS SUMMARY

Login Number: C16957

Account: IRISECAO - Iris Environmental

Project: Romic Soil Investigation(Romic EPA) - 2081 Bay Road,East Palo Alto,CA

QC Batch ID: MP3707

Methods: SW846 6010B

Matrix Type: SOLID

Units: mg/kg

Prep Date:

Metal

(a) Spike recovery indicates possible matrix interference.

8.1.2

8



MATRIX SPIKE AND DUPLICATE RESULTS SUMMARY

Login Number: C16957  
 Account: IRISECAO - Iris Environmental  
 Project: Romco Soil Investigation(Romco EPA) - 2081 Bay Road,East Palo Alto,CA

QC Batch ID: MP3707  
 Matrix Type: SOLID

Methods: SW846 6010B  
 Units: mg/kg

Prep Date: 07/15/11

Metal	C16957-1 Original	MSD	SpikeLot MPIR4A	% Rec	MSD RPD	QC Limit
Aluminum						
Antimony	1.3	16.2	46.7	31.9N(a)	0.0	20
Arsenic	4.8	41.3	46.7	78.1	2.2	20
Barium	153	213	46.7	128.4N(a)	2.9	20
Beryllium	0.66	44.3	46.7	93.4	0.9	20
Boron						
Cadmium	0.0	43.5	46.7	93.1	1.1	20
Calcium						
Chromium	40.5	83.5	46.7	92.0	3.1	20
Cobalt	11.6	53.7	46.7	90.1	0.2	20
Copper	10.1	55.8	46.7	97.8	0.2	20
Iron						
Lead	6.1	46.9	46.7	87.3	0.2	20
Lithium						
Magnesium						
Manganese						
Molybdenum	0.74	38.2	46.7	80.2	1.0	20
Nickel	35.6	74.2	46.7	82.6	4.0	20
Potassium						
Selenium	0.0	39.3	46.7	84.1	0.8	20
Silicon						
Silver	0.0	42.8	46.7	91.6	0.2	20
Sodium						
Strontium						
Thallium	1.8	40.3	46.7	82.4	0.7	20
Tin						
Titanium						
Vanadium	51.9	96.7	46.7	95.9	3.4	20
Zinc	24.7	64.6	46.7	85.4	0.0	20

Associated samples MP3707: C16957-1, C16957-2, C16957-3, C16957-7, C16957-8, C16957-9, C16957-10, C16957-11, C16957-12, C16957-13, C16957-14, C16957-15, C16957-16, C16957-17, C16957-18, C16957-22, C16957-27, C16957-28, C16957-29, C16957-30

Results < IDL are shown as zero for calculation purposes  
 (\*) Outside of QC limits  
 (N) Matrix Spike Rec. outside of QC limits  
 (anr) Analyte not requested

8.12  
 8

MATRIX SPIKE AND DUPLICATE RESULTS SUMMARY

Login Number: C16957

Account: IRISECAO - Iris Environmental

Project: Romic Soil Investigation(Romic EPA) - 2081 Bay Road,East Palo Alto,CA

QC Batch ID: MP3707

Methods: SW846 6010B

Matrix Type: SOLID

Units: mg/kg

Prep Date:

Metal

(a) Spike recovery indicates possible matrix interference.

8.1.2

8

SPIKE BLANK AND LAB CONTROL SAMPLE SUMMARY

Login Number: C16957  
 Account: IRISECAO - Iris Environmental  
 Project: Romic Soil Investigation(Romic EPA) - 2081 Bay Road,East Palo Alto,CA

QC Batch ID: MP3707  
 Matrix Type: SOLID

Methods: SW846 6010B  
 Units: mg/kg

Prep Date: 07/15/11

Metal	BSP Result	Spikelot MPIR4A	% Rec	QC Limits
Aluminum				
Antimony	48.7	50	97.4	80-120
Arsenic	45.4	50	90.8	80-120
Barium	50.3	50	100.6	80-120
Beryllium	48.5	50	97.0	80-120
Boron				
Cadmium	48.6	50	97.2	80-120
Calcium				
Chromium	49.4	50	98.8	80-120
Cobalt	50.9	50	101.8	80-120
Copper	50.2	50	100.4	80-120
Iron				
Lead	47.9	50	95.8	80-120
Lithium				
Magnesium				
Manganese				
Molybdenum	49.2	50	98.4	80-120
Nickel	49.1	50	98.2	80-120
Potassium				
Selenium	45.8	50	91.6	80-120
Silicon				
Silver	49.3	50	98.6	80-120
Sodium				
Strontium				
Thallium	45.4	50	90.8	80-120
Tin				
Titanium				
Vanadium	48.7	50	97.4	80-120
Zinc	46.2	50	92.4	80-120

Associated samples MP3707: C16957-1, C16957-2, C16957-3, C16957-7, C16957-8, C16957-9, C16957-10, C16957-11, C16957-12, C16957-13, C16957-14, C16957-15, C16957-16, C16957-17, C16957-18, C16957-22, C16957-27, C16957-28, C16957-29, C16957-30

Results < IDL are shown as zero for calculation purposes  
 (\*) Outside of QC limits  
 (anr) Analyte not requested

SERIAL DILUTION RESULTS SUMMARY

Login Number: C16957  
 Account: IRISECAO - Iris Environmental  
 Project: Romic Soil Investigation(Romic EPA) - 2081 Bay Road,East Palo Alto,CA

QC Batch ID: MP3707  
 Matrix Type: SOLID

Methods: SW846 6010B  
 Units: ug/l

Prep Date: 07/15/11

Metal	C16957-1		%DIF	QC Limits
	Original	SDL 1:5		
Aluminum				
Antimony	14.4	0.00	100.0(a)	0-10
Arsenic	51.9	82.5	59.0 (a)	0-10
Barium	1650	1740	5.4	0-10
Beryllium	7.10	7.00	1.4	0-10
Boron				
Cadmium	0.00	0.00	NC	0-10
Calcium				
Chromium	438	471	7.5	0-10
Cobalt	126	136	7.8	0-10
Copper	109	115	4.9	0-10
Iron				
Lead	65.6	72.0	9.8	0-10
Lithium				
Magnesium				
Manganese				
Molybdenum	8.00	11.5	43.8 (a)	0-10
Nickel	384	421	9.5	0-10
Potassium				
Selenium	0.00	0.00	NC	0-10
Silicon				
Silver	0.00	0.00	NC	0-10
Sodium				
Strontium				
Thallium	19.3	0.00	100.0(a)	0-10
Tin				
Titanium				
Vanadium	560	598	6.7	0-10
Zinc	266	380	42.5*(b)	0-10

Associated samples MP3707: C16957-1, C16957-2, C16957-3, C16957-7, C16957-8, C16957-9, C16957-10, C16957-11, C16957-12, C16957-13, C16957-14, C16957-15, C16957-16, C16957-17, C16957-18, C16957-22, C16957-27, C16957-28, C16957-29, C16957-30

Results < IDL are shown as zero for calculation purposes

(\*) Outside of QC limits

(anr) Analyte not requested

(a) Percent difference acceptable due to low initial sample concentration (< 50 times IDL).

SERIAL DILUTION RESULTS SUMMARY

Login Number: C16957

Account: IRISECAO - Iris Environmental

Project: Romic Soil Investigation(Romic EPA) - 2081 Bay Road,East Palo Alto,CA

QC Batch ID: MP3707

Methods: SW846 6010B

Matrix Type: SOLID

Units: ug/l

Prep Date:

Metal

(b) Serial dilution indicates possible matrix interference.

8.1.4

8

BLANK RESULTS SUMMARY  
Part 2 - Method Blanks

Login Number: C16957  
Account: IRISECAO - Iris Environmental  
Project: Romic Soil Investigation(Romic EPA) - 2081 Bay Road,East Palo Alto,CA

QC Batch ID: MP3711  
Matrix Type: SOLID

Methods: SW846 6010B  
Units: mg/kg

Prep Date: 07/15/11

Metal	RL	IDL	MDL	MB raw	final
Aluminum	20	2	.54		
Antimony	2.0	.98	.23	-0.010	<2.0
Arsenic	2.0	.78	.8	-0.10	<2.0
Barium	20	.03	.076	0.53	<20
Beryllium	1.0	.01	.015	-0.010	<1.0
Boron	10	.73	.55		
Cadmium	1.0	.06	.04	0.020	<1.0
Calcium	500	1.5	1.3		
Chromium	1.0	.07	.024	0.080	<1.0
Cobalt	1.0	.07	.031	0.010	<1.0
Copper	2.5	.06	.18	0.63	<2.5
Lead	2.0	.4	.28	0.0	<2.0
Lithium		.12			
Magnesium	500	1.1	1.1		
Manganese	1.5	.01	.21		
Molybdenum	2.0	.12	.054	0.11	<2.0
Nickel	1.0	.1	.15	0.10	<1.0
Potassium	1000	3			
Selenium	2.0	1.2	.74	0.15	<2.0
Silicon		.76			
Silver	1.0	.05	.24	0.020	<1.0
Sodium	1000	.79	1.2		
Strontium	1.0	.02	.038		
Thallium	2.0	.85	.36	-0.070	<2.0
Tin	50	.27	.16		
Titanium	1.0	.02	.071		
Vanadium	1.0	.05	.018	0.030	<1.0
Zinc	2.0	.04	.21	1.0	<2.0

Associated samples MP3711: C16957-31, C16957-32, C16957-33, C16957-34, C16957-35, C16957-36, C16957-37, C16957-38

Results < IDL are shown as zero for calculation purposes  
(\* ) Outside of QC limits  
(anr) Analyte not requested

MATRIX SPIKE AND DUPLICATE RESULTS SUMMARY

Login Number: C16957  
 Account: IRISECAO - Iris Environmental  
 Project: Romic Soil Investigation(Romic EPA) - 2081 Bay Road,East Palo Alto,CA

QC Batch ID: MP3711  
 Matrix Type: SOLID

Methods: SW846 6010B  
 Units: mg/kg

Prep Date: 07/15/11

Metal	C16957-36 Original MS		Spike/lot MPIR4	% Rec	QC Limits
Aluminum	anr				
Antimony	2.1	14.6	50	25.0N(a)	75-125
Arsenic	5.6	46.4	50	81.6	75-125
Barium	102	147	50	90.0	75-125
Beryllium	0.44	46.4	50	91.9	75-125
Boron					
Cadmium	1.8	49.2	50	94.8	75-125
Calcium					
Chromium	58.9	102	50	86.2	75-125
Cobalt	19.6	63.8	50	88.4	75-125
Copper	48.4	83.3	50	69.8N(a)	75-125
Lead	17.5	61.6	50	88.2	75-125
Lithium					
Magnesium					
Manganese					
Molybdenum	0.52	41.7	50	82.4	75-125
Nickel	61.9	101	50	78.2	75-125
Potassium					
Selenium	0.0	41.1	50	82.2	75-125
Silicon					
Silver	0.0	46.3	50	92.6	75-125
Sodium					
Strontium					
Thallium	1.4	41.5	50	80.2	75-125
Tin					
Titanium	anr				
Vanadium	56.2	105	50	97.6	75-125
Zinc	78.9	117	50	76.2	75-125

Associated samples MP3711: C16957-31, C16957-32, C16957-33, C16957-34, C16957-35, C16957-36, C16957-37, C16957-38

Results < IDL are shown as zero for calculation purposes

(\*) Outside of QC limits

(N) Matrix Spike Rec. outside of QC limits

(anr) Analyte not requested

(a) Spike recovery indicates possible matrix interference and/or sample nonhomogeneity.

8.2.2  
 8

MATRIX SPIKE AND DUPLICATE RESULTS SUMMARY

Login Number: C16957  
 Account: IRISECAO - Iris Environmental  
 Project: Romco Soil Investigation(Romco EPA) - 2081 Bay Road,East Palo Alto,CA

QC Batch ID: MP3711  
 Matrix Type: SOLID

Methods: SW846 6010B  
 Units: mg/kg

Prep Date: 07/15/11

Metal	C16957-36 Original MSD		Spike/lot MPIR4	% Rec	MSD RPD	QC Limit
Aluminum	anr					
Antimony	2.1	14.8	50	25.4N(a)	1.4	20
Arsenic	5.6	48.2	50	85.2	3.8	20
Barium	102	166	50	128.0N(a)	12.1	20
Beryllium	0.44	47.8	50	94.7	3.0	20
Boron						
Cadmium	1.8	49.9	50	96.2	1.4	20
Calcium						
Chromium	58.9	111	50	104.2	8.5	20
Cobalt	19.6	63.4	50	87.6	0.6	20
Copper	48.4	91.4	50	86.0	9.3	20
Lead	17.5	91.8	50	148.6N(a)	39.4 (b)	20
Lithium						
Magnesium						
Manganese						
Molybdenum	0.52	43.0	50	85.0	3.1	20
Nickel	61.9	106	50	88.2	4.8	20
Potassium						
Selenium	0.0	43.6	50	87.2	5.9	20
Silicon						
Silver	0.0	47.5	50	95.0	2.6	20
Sodium						
Strontium						
Thallium	1.4	42.5	50	82.2	2.4	20
Tin						
Titanium	anr					
Vanadium	56.2	105	50	97.6	0.0	20
Zinc	78.9	120	50	82.2	2.5	20

Associated samples MP3711: C16957-31, C16957-32, C16957-33, C16957-34, C16957-35, C16957-36, C16957-37, C16957-38

Results < IDL are shown as zero for calculation purposes

(\*) Outside of QC limits

(N) Matrix Spike Rec. outside of QC limits

(anr) Analyte not requested

(a) Spike recovery indicates possible matrix interference and/or sample nonhomogeneity.

(b) High RPD indicates possible matrix interference and/or sample nonhomogeneity.

8.2.2  
 8



SPIKE BLANK AND LAB CONTROL SAMPLE SUMMARY

Login Number: C16957  
 Account: IRISECAO - Iris Environmental  
 Project: Romic Soil Investigation(Romic EPA) - 2081 Bay Road,East Palo Alto,CA

QC Batch ID: MP3711  
 Matrix Type: SOLID

Methods: SW846 6010B  
 Units: mg/kg

Prep Date: 07/15/11

Metal	BSP Result	Spikelot MPIR4	% Rec	QC Limits
Aluminum	anr			
Antimony	47.2	50	94.4	80-120
Arsenic	44.1	50	88.2	80-120
Barium	50.6	50	101.2	80-120
Beryllium	48.1	50	96.2	80-120
Boron				
Cadmium	48.1	50	96.2	80-120
Calcium				
Chromium	48.5	50	97.0	80-120
Cobalt	49.8	50	99.6	80-120
Copper	49.7	50	99.4	80-120
Lead	46.3	50	92.6	80-120
Lithium				
Magnesium				
Manganese				
Molybdenum	47.9	50	95.8	80-120
Nickel	47.9	50	95.8	80-120
Potassium				
Selenium	44.6	50	89.2	80-120
Silicon				
Silver	49.2	50	98.4	80-120
Sodium				
Strontium				
Thallium	43.6	50	87.2	80-120
Tin				
Titanium	anr			
Vanadium	47.9	50	95.8	80-120
Zinc	45.0	50	90.0	80-120

Associated samples MP3711: C16957-31, C16957-32, C16957-33, C16957-34, C16957-35, C16957-36, C16957-37, C16957-38

Results < IDL are shown as zero for calculation purposes  
 (\*) Outside of QC limits  
 (anr) Analyte not requested

SERIAL DILUTION RESULTS SUMMARY

Login Number: C16957  
 Account: IRISECAO - Iris Environmental  
 Project: Romic Soil Investigation(Romic EPA) - 2081 Bay Road,East Palo Alto,CA

QC Batch ID: MP3711  
 Matrix Type: SOLID

Methods: SW846 6010B  
 Units: ug/l

Prep Date: 07/15/11

Metal	C16957-36 Original SDL 1:5		%DIF	QC Limits
Aluminum	anr			
Antimony	22.5	0.00	100.0(a)	0-10
Arsenic	60.8	64.5	6.1	0-10
Barium	1100	1120	1.1	0-10
Beryllium	4.80	4.50	6.3	0-10
Boron				
Cadmium	18.9	20.0	5.8	0-10
Calcium				
Chromium	636	662	4.0	0-10
Cobalt	212	226	6.7	0-10
Copper	522	498	4.8	0-10
Lead	189	208	10.0	0-10
Lithium				
Magnesium				
Manganese				
Molybdenum	5.60	8.00	42.9 (a)	0-10
Nickel	668	712	6.5	0-10
Potassium				
Selenium	0.00	0.00	NC	0-10
Silicon				
Silver	0.00	0.00	NC	0-10
Sodium				
Strontium				
Thallium	15.5	0.00	100.0(a)	0-10
Tin				
Titanium	anr			
Vanadium	607	621	2.4	0-10
Zinc	852	887	4.1	0-10

Associated samples MP3711: C16957-31, C16957-32, C16957-33, C16957-34, C16957-35, C16957-36, C16957-37, C16957-38

Results < IDL are shown as zero for calculation purposes

(\*) Outside of QC limits

(anr) Analyte not requested

(a) Percent difference acceptable due to low initial sample concentration (< 50 times IDL).

BLANK RESULTS SUMMARY  
Part 2 - Method Blanks

Login Number: C16957  
Account: IRISECAO - Iris Environmental  
Project: Romic Soil Investigation(Romic EPA) - 2081 Bay Road,East Palo Alto,CA

QC Batch ID: MP3713  
Matrix Type: SOLID

Methods: SW846 7471A  
Units: mg/kg

Prep Date: 07/18/11

Metal	RL	IDL	MDL	MB	
				raw	final
Mercury	0.050	.002	.0052	-0.0046	<0.050

Associated samples MP3713: C16957-1, C16957-2, C16957-3, C16957-7, C16957-16, C16957-17, C16957-18, C16957-22, C16957-27, C16957-33, C16957-36

Results < IDL are shown as zero for calculation purposes  
(\* ) Outside of QC limits  
(anr) Analyte not requested

8.3.1

8

MATRIX SPIKE AND DUPLICATE RESULTS SUMMARY

Login Number: C16957  
 Account: IRISECAO - Iris Environmental  
 Project: Romic Soil Investigation(Romic EPA) - 2081 Bay Road,East Palo Alto,CA

QC Batch ID: MP3713 Methods: SW846 7471A  
 Matrix Type: SOLID Units: mg/kg

Prep Date: 07/18/11

Metal	C16957-1 Original MS	SpikeLot HGPWS1	% Rec	QC Limits
Mercury	0.077	0.37	0.294	99.6 75-125

Associated samples MP3713: C16957-1, C16957-2, C16957-3, C16957-7, C16957-16, C16957-17, C16957-18, C16957-22, C16957-27, C16957-33, C16957-36

Results < IDL are shown as zero for calculation purposes  
 (\*) Outside of QC limits  
 (N) Matrix Spike Rec. outside of QC limits  
 (anr) Analyte not requested

8.3.2  
8

MATRIX SPIKE AND DUPLICATE RESULTS SUMMARY

Login Number: C16957  
 Account: IRISECAO - Iris Environmental  
 Project: Romic Soil Investigation(Romic EPA) - 2081 Bay Road,East Palo Alto,CA

QC Batch ID: MP3713 Methods: SW846 7471A  
 Matrix Type: SOLID Units: mg/kg

Prep Date: 07/18/11

Metal	C16957-1 Original MSD	SpikeLot HGPWS1	% Rec	MSD RPD	QC Limit
Mercury	0.077	0.37	0.303	96.7	0.0 20

Associated samples MP3713: C16957-1, C16957-2, C16957-3, C16957-7, C16957-16, C16957-17, C16957-18, C16957-22, C16957-27, C16957-33, C16957-36

Results < IDL are shown as zero for calculation purposes  
 (\*) Outside of QC limits  
 (N) Matrix Spike Rec. outside of QC limits  
 (anr) Analyte not requested

8.3.2  
8

SPIKE BLANK AND LAB CONTROL SAMPLE SUMMARY

Login Number: C16957  
 Account: IRISECAO - Iris Environmental  
 Project: Romic Soil Investigation(Romic EPA) - 2081 Bay Road,East Palo Alto,CA

QC Batch ID: MP3713  
 Matrix Type: SOLID

Methods: SW846 7471A  
 Units: mg/kg

Prep Date: 07/18/11

Metal	BSP Result	Spikelot HGPWS1	% Rec	QC Limits
-------	---------------	--------------------	-------	--------------

Mercury 0.17 0.167 102.0 80-120

Associated samples MP3713: C16957-1, C16957-2, C16957-3, C16957-7, C16957-16, C16957-17, C16957-18, C16957-22, C16957-27, C16957-33, C16957-36

Results < IDL are shown as zero for calculation purposes  
 (\*) Outside of QC limits  
 (anr) Analyte not requested

8.3.3  
 8

BLANK RESULTS SUMMARY  
Part 2 - Method Blanks

Login Number: C16957  
Account: IRISECAO - Iris Environmental  
Project: Romic Soil Investigation(Romic EPA) - 2081 Bay Road,East Palo Alto,CA

QC Batch ID: MP3750  
Matrix Type: SOLID

Methods: SW846 6010B  
Units: mg/kg

Prep Date: 07/22/11

Metal	RL	IDL	MDL	MB raw	final
Aluminum	20	2	.54		
Antimony	2.0	.98	.23		
Arsenic	2.0	.78	.8		
Barium	20	.03	.076		
Beryllium	1.0	.01	.015		
Boron	10	.73	.55		
Cadmium	1.0	.06	.04	0.0	<1.0
Calcium	500	1.5	1.3		
Chromium	1.0	.07	.024	0.040	<1.0
Cobalt	1.0	.07	.031		
Copper	2.5	.06	.18		
Iron	20	.25	1.4		
Lead	2.0	.4	.28	0.010	<2.0
Lithium		.12			
Magnesium	500	1.1	1.1		
Manganese	1.5	.01	.21		
Molybdenum	2.0	.12	.054		
Nickel	1.0	.1	.15		
Potassium	1000	3			
Selenium	2.0	1.2	.74		
Silicon		.76			
Silver	1.0	.05	.24		
Sodium	1000	.79	1.2		
Strontium	1.0	.02	.038		
Thallium	2.0	.85	.36		
Tin	50	.27	.16		
Titanium	1.0	.02	.071		
Vanadium	1.0	.05	.018		
Zinc	2.0	.04	.21		

Associated samples MP3750: C16957-13A, C16957-31A, C16957-37A

Results < IDL are shown as zero for calculation purposes  
(\* ) Outside of QC limits  
(anr) Analyte not requested

8.4.1  
8

MATRIX SPIKE AND DUPLICATE RESULTS SUMMARY

Login Number: C16957  
 Account: IRISECAO - Iris Environmental  
 Project: Romic Soil Investigation(Romic EPA) - 2081 Bay Road,East Palo Alto,CA

QC Batch ID: MP3750  
 Matrix Type: SOLID

Methods: SW846 6010B  
 Units: mg/kg

Prep Date: 07/22/11

Metal	C17096-18 Original MS	Spike/lot MP/IR4A	% Rec	QC Limits
Aluminum				
Antimony	anr			
Arsenic	anr			
Barium	anr			
Beryllium	anr			
Boron				
Cadmium	0.0	63.7	50	127.4N(a) 75-125
Calcium				
Chromium	84.5	197	50	225.0N(a) 75-125
Cobalt	anr			
Copper	anr			
Iron				
Lead	36.8	89.2	50	104.8 75-125
Lithium				
Magnesium				
Manganese				
Molybdenum	anr			
Nickel	anr			
Potassium				
Selenium	anr			
Silicon				
Silver	anr			
Sodium				
Strontium				
Thallium	anr			
Tin				
Titanium				
Vanadium	anr			
Zinc	anr			

Associated samples MP3750: C16957-13A, C16957-31A, C16957-37A

Results < IDL are shown as zero for calculation purposes

(\*) Outside of QC limits

(N) Matrix Spike Rec. outside of QC limits

(anr) Analyte not requested

(a) Spike recovery indicates possible matrix interference and/or sample nonhomogeneity.



MATRIX SPIKE AND DUPLICATE RESULTS SUMMARY

Login Number: C16957  
 Account: IRISECAO - Iris Environmental  
 Project: Romic Soil Investigation(Romic EPA) - 2081 Bay Road,East Palo Alto,CA

QC Batch ID: MP3750  
 Matrix Type: SOLID

Methods: SW846 6010B  
 Units: mg/kg

Prep Date: 07/22/11

Metal	C17096-18 Original MSD	SpikeLot MPIR4A	% Rec	MSD RPD	QC Limit
Aluminum					
Antimony	anr				
Arsenic	anr				
Barium	anr				
Beryllium	anr				
Boron					
Cadmium	0.0	49.6	50	99.2	24.9 (a) 20
Calcium					
Chromium	84.5	154	50	139.0N(b)	24.5 (a) 20
Cobalt	anr				
Copper	anr				
Iron					
Lead	36.8	71.3	50	69.0N(b)	22.3 (a) 20
Lithium					
Magnesium					
Manganese					
Molybdenum	anr				
Nickel	anr				
Potassium					
Selenium	anr				
Silicon					
Silver	anr				
Sodium					
Strontium					
Thallium	anr				
Tin					
Titanium					
Vanadium	anr				
Zinc	anr				

Associated samples MP3750: C16957-13A, C16957-31A, C16957-37A

Results < IDL are shown as zero for calculation purposes

(\*) Outside of QC limits

(N) Matrix Spike Rec. outside of QC limits

(anr) Analyte not requested

(a) RPD outside control limits due to matrix interference and/or sample nonhomogeneity.

(b) Spike recovery indicates possible matrix interference and/or sample nonhomogeneity.

SPIKE BLANK AND LAB CONTROL SAMPLE SUMMARY

Login Number: C16957  
 Account: IRISECAO - Iris Environmental  
 Project: Romic Soil Investigation(Romic EPA) - 2081 Bay Road,East Palo Alto,CA

QC Batch ID: MP3750  
 Matrix Type: SOLID

Methods: SW846 6010B  
 Units: mg/kg

Prep Date: 07/22/11

Metal	BSP Result	Spikelot MPIR4A	% Rec	QC Limits
Aluminum				
Antimony	anr			
Arsenic	anr			
Barium	anr			
Beryllium	anr			
Boron				
Cadmium	47.5	50	95.0	80-120
Calcium				
Chromium	48.5	50	97.0	80-120
Cobalt	anr			
Copper	anr			
Iron				
Lead	46.8	50	93.6	80-120
Lithium				
Magnesium				
Manganese				
Molybdenum	anr			
Nickel	anr			
Potassium				
Selenium	anr			
Silicon				
Silver	anr			
Sodium				
Strontium				
Thallium	anr			
Tin				
Titanium				
Vanadium	anr			
Zinc	anr			

Associated samples MP3750: C16957-13A, C16957-31A, C16957-37A

Results < IDL are shown as zero for calculation purposes  
 (\*) Outside of QC limits  
 (anr) Analyte not requested

8.4.3  
8

SERIAL DILUTION RESULTS SUMMARY

Login Number: C16957  
 Account: IRISECAO - Iris Environmental  
 Project: Romic Soil Investigation(Romic EPA) - 2081 Bay Road,East Palo Alto,CA

QC Batch ID: MP3750  
 Matrix Type: SOLID

Methods: SW846 6010B  
 Units: ug/l

Prep Date: 07/22/11

Metal	C17096-18		QC
	Original	SDL 1:15	%DIF Limits
Aluminum			
Antimony	anr		
Arsenic	anr		
Barium	anr		
Beryllium	anr		
Boron			
Cadmium	0.00	0.00	NC 0-10
Calcium			
Chromium	938	1370	46.5*(a) 0-10
Cobalt	anr		
Copper	anr		
Iron			
Lead	408	1130	175.5*(a) 0-10
Lithium			
Magnesium			
Manganese			
Molybdenum	anr		
Nickel	anr		
Potassium			
Selenium	anr		
Silicon			
Silver	anr		
Sodium			
Strontium			
Thallium	anr		
Tin			
Titanium			
Vanadium	anr		
Zinc	anr		

Associated samples MP3750: C16957-13A, C16957-31A, C16957-37A

Results < IDL are shown as zero for calculation purposes  
 (\*) Outside of QC limits  
 (anr) Analyte not requested  
 (a) Serial dilution indicates possible matrix interference.

8.4.4  
 8

Technical Report for

Iris Environmental

Romic Soil Investigation(Romic EPA) - 2081 Bay Road,East Palo Alto,CA  
07-555C

Accutest Job Number: C16985

Sampling Date: 07/13/11

Report to:

Iris Environmental  
1438 Webster Street Suite 302  
Oakland, CA 94612  
anna@irisenv.com; calger@irisenv.com  
  
ATTN: Chris Alger

Total number of pages in report: **418**



Test results contained within this data package meet the requirements of the National Environmental Laboratory Accreditation Conference and/or state specific certification programs as applicable.



Laurie Glantz-Murphy  
Laboratory Director

Client Service contact: Simon Hague 408-588-0200

Certifications: CA (08258CA) AZ (AZ0762) DoD/ISO/IEC 17025:2005 (L2242)

This report shall not be reproduced, except in its entirety, without the written approval of Accutest Laboratories.  
Test results relate only to samples analyzed.

# Table of Contents

-1-

<b>Section 1: Sample Summary</b> .....	<b>4</b>
<b>Section 2: Sample Results</b> .....	<b>8</b>
<b>2.1:</b> C16985-1: M2-0.9 .....	9
<b>2.2:</b> C16985-2: M2-3.4 .....	20
<b>2.3:</b> C16985-3: M2-6.4 .....	26
<b>2.4:</b> C16985-4: QR3,4-1.0 .....	32
<b>2.5:</b> C16985-5: QR3,4-3.5 .....	43
<b>2.6:</b> C16985-6: QR3,4-6.5 .....	49
<b>2.7:</b> C16985-7: QR4,5-1.3 .....	55
<b>2.8:</b> C16985-7A: QR4,5-1.3 .....	61
<b>2.9:</b> C16985-8: QR4,5-3.3 .....	67
<b>2.10:</b> C16985-9: QR4,5-6.8 .....	73
<b>2.11:</b> C16985-10: P6-1.0 .....	79
<b>2.12:</b> C16985-11: P6-2.0 .....	90
<b>2.13:</b> C16985-12: P6-6.5 .....	96
<b>2.14:</b> C16985-13: Q6-0.8 .....	102
<b>2.15:</b> C16985-14: Q6-3.3 .....	105
<b>2.16:</b> C16985-15: Q6-6.3 .....	111
<b>2.17:</b> C16985-16: O6-1.2 .....	117
<b>2.18:</b> C16985-17: O6-3.7 .....	120
<b>2.19:</b> C16985-18: O6-6.7 .....	126
<b>2.20:</b> C16985-19: N6-0.8 .....	132
<b>2.21:</b> C16985-20: N6-3.3 .....	143
<b>2.22:</b> C16985-20A: N6-3.3 .....	149
<b>2.23:</b> C16985-21: N6-6.3 .....	155
<b>2.24:</b> C16985-22: OP3,4-1.0 .....	161
<b>2.25:</b> C16985-22A: OP3,4-1.0 .....	172
<b>2.26:</b> C16985-23: OP3,4-3.5 .....	183
<b>2.27:</b> C16985-24: OP3,4-6.5 .....	189
<b>2.28:</b> C16985-25: OP4,5-1.0 .....	195
<b>2.29:</b> C16985-26: OP4,5-3.5 .....	201
<b>2.30:</b> C16985-27: OP4,5-6.5 .....	207
<b>2.31:</b> C16985-28: M5-0.7 .....	213
<b>2.32:</b> C16985-29: M5-3.2 .....	216
<b>2.33:</b> C16985-30: M5-6.2 .....	222
<b>2.34:</b> C16985-31: L6-0.9 .....	228
<b>2.35:</b> C16985-32: L6-3.4 .....	239
<b>2.36:</b> C16985-32A: L6-3.4 .....	242
<b>2.37:</b> C16985-33: L6-6.4 .....	245
<b>2.38:</b> C16985-34: L7-3.2 .....	248
<b>2.39:</b> C16985-35: L7-6.2 .....	251
<b>2.40:</b> C16985-36: PQ4,5-1.0 .....	254

# Table of Contents

-2-

<b>2.41:</b> C16985-37: PQ4,5-3.5 .....	265
<b>2.42:</b> C16985-38: PQ4,5-6.5 .....	271
<b>2.43:</b> C16985-39: PQ3,4-1.2 .....	277
<b>2.44:</b> C16985-39A: PQ3,4-1.2 .....	283
<b>2.45:</b> C16985-40: PQ3,4-3.7 .....	289
<b>2.46:</b> C16985-41: PQ3,4-6.7 .....	295
<b>Section 3: Misc. Forms .....</b>	<b>301</b>
<b>3.1:</b> Chain of Custody .....	302
<b>Section 4: GC/MS Volatiles - QC Data Summaries .....</b>	<b>308</b>
<b>4.1:</b> Method Blank Summary .....	309
<b>4.2:</b> Blank Spike Summary .....	321
<b>4.3:</b> Blank Spike/Blank Spike Duplicate Summary .....	322
<b>4.4:</b> Matrix Spike/Matrix Spike Duplicate Summary .....	334
<b>Section 5: GC/MS Semi-volatiles - QC Data Summaries .....</b>	<b>337</b>
<b>5.1:</b> Method Blank Summary .....	338
<b>5.2:</b> Blank Spike/Blank Spike Duplicate Summary .....	344
<b>5.3:</b> Matrix Spike/Matrix Spike Duplicate Summary .....	350
<b>Section 6: GC Volatiles - QC Data Summaries .....</b>	<b>356</b>
<b>6.1:</b> Method Blank Summary .....	357
<b>6.2:</b> Blank Spike/Blank Spike Duplicate Summary .....	361
<b>6.3:</b> Matrix Spike/Matrix Spike Duplicate Summary .....	365
<b>Section 7: GC Semi-volatiles - QC Data Summaries .....</b>	<b>369</b>
<b>7.1:</b> Method Blank Summary .....	370
<b>7.2:</b> Blank Spike/Blank Spike Duplicate Summary .....	379
<b>7.3:</b> Matrix Spike/Matrix Spike Duplicate Summary .....	388
<b>Section 8: Metals Analysis - QC Data Summaries .....</b>	<b>395</b>
<b>8.1:</b> Prep QC MP3716: Sb,As,Ba,Be,Cd,Cr,Co,Cu,Pb,Mo,Ni,Se,Ag,Tl,V,Zn .....	396
<b>8.2:</b> Prep QC MP3717: Sb,As,Ba,Be,Cd,Cr,Co,Cu,Pb,Mo,Ni,Se,Ag,Tl,V,Zn .....	401
<b>8.3:</b> Prep QC MP3736: Hg .....	406
<b>8.4:</b> Prep QC MP3750: Sb,As,Ba,Be,Cd,Cr,Co,Cu,Pb,Mo,Ni,Se,Ag,Tl,V,Zn .....	410
<b>8.5:</b> Prep QC MP3761: Hg .....	415



## Sample Summary

Iris Environmental

**Job No:** C16985

Romic Soil Investigation(Romic EPA) - 2081 Bay Road, East Palo Alto, CA  
 Project No: 07-555C

Sample Number	Collected		Received	Matrix		Client Sample ID
	Date	Time By		Code	Type	
C16985-1	07/13/11	08:30 SM	07/14/11	SO	Soil	M2-0.9
C16985-2	07/13/11	08:35 SM	07/14/11	SO	Soil	M2-3.4
C16985-3	07/13/11	08:42 SM	07/14/11	SO	Soil	M2-6.4
C16985-4	07/13/11	09:00 SM	07/14/11	SO	Soil	QR3,4-1.0
C16985-5	07/13/11	09:05 SM	07/14/11	SO	Soil	QR3,4-3.5
C16985-6	07/13/11	09:10 SM	07/14/11	SO	Soil	QR3,4-6.5
C16985-7	07/13/11	09:30 SM	07/14/11	SO	Soil	QR4,5-1.3
C16985-7A	07/13/11	09:30 SM	07/14/11	SO	Soil	QR4,5-1.3
C16985-8	07/13/11	09:40 SM	07/14/11	SO	Soil	QR4,5-3.3
C16985-9	07/13/11	09:50 SM	07/14/11	SO	Soil	QR4,5-6.8
C16985-10	07/13/11	10:15 SM	07/14/11	SO	Soil	P6-1.0
C16985-11	07/13/11	10:20 SM	07/14/11	SO	Soil	P6-2.0
C16985-12	07/13/11	10:30 SM	07/14/11	SO	Soil	P6-6.5

---

Soil samples reported on a dry weight basis unless otherwise indicated on result page.



## Sample Summary

(continued)

Iris Environmental

**Job No:** C16985

Romic Soil Investigation(Romic EPA) - 2081 Bay Road, East Palo Alto, CA  
 Project No: 07-555C

Sample Number	Collected		Received	Matrix		Client Sample ID
	Date	Time By		Code	Type	
C16985-13	07/13/11	11:15 SM	07/14/11	SO	Soil	Q6-0.8
C16985-14	07/13/11	11:20 SM	07/14/11	SO	Soil	Q6-3.3
C16985-15	07/13/11	11:30 SM	07/14/11	SO	Soil	Q6-6.3
C16985-16	07/13/11	11:45 SM	07/14/11	SO	Soil	O6-1.2
C16985-17	07/13/11	11:50 SM	07/14/11	SO	Soil	O6-3.7
C16985-18	07/13/11	11:55 SM	07/14/11	SO	Soil	O6-6.7
C16985-19	07/13/11	13:00 SM	07/14/11	SO	Soil	N6-0.8
C16985-20	07/13/11	13:10 SM	07/14/11	SO	Soil	N6-3.3
C16985-20A	07/13/11	13:10 SM	07/14/11	SO	Soil	N6-3.3
C16985-21	07/13/11	13:15 SM	07/14/11	SO	Soil	N6-6.3
C16985-22	07/13/11	13:30 SM	07/14/11	SO	Soil	OP3,4-1.0
C16985-22A	07/13/11	13:30 SM	07/14/11	SO	Soil	OP3,4-1.0
C16985-23	07/13/11	13:40 SM	07/14/11	SO	Soil	OP3,4-3.5

---

Soil samples reported on a dry weight basis unless otherwise indicated on result page.





## Sample Summary

(continued)

Iris Environmental

**Job No:** C16985

Romic Soil Investigation(Romic EPA) - 2081 Bay Road, East Palo Alto, CA  
 Project No: 07-555C

Sample Number	Collected		Received	Matrix		Client Sample ID
	Date	Time By		Code	Type	
C16985-24	07/13/11	13:50 SM	07/14/11	SO	Soil	OP3,4-6.5
C16985-25	07/13/11	13:55 SM	07/14/11	SO	Soil	OP4,5-1.0
C16985-26	07/13/11	14:05 SM	07/14/11	SO	Soil	OP4,5-3.5
C16985-27	07/13/11	14:15 SM	07/14/11	SO	Soil	OP4,5-6.5
C16985-28	07/13/11	14:55 SM	07/14/11	SO	Soil	M5-0.7
C16985-29	07/13/11	15:00 SM	07/14/11	SO	Soil	M5-3.2
C16985-30	07/13/11	15:10 SM	07/14/11	SO	Soil	M5-6.2
C16985-31	07/13/11	15:35 SM	07/14/11	SO	Soil	L6-0.9
C16985-32	07/13/11	15:40 SM	07/14/11	SO	Soil	L6-3.4
C16985-32A	07/13/11	15:40 SM	07/14/11	SO	Soil	L6-3.4
C16985-33	07/13/11	15:45 SM	07/14/11	SO	Soil	L6-6.4
C16985-34	07/13/11	16:00 SM	07/14/11	SO	Soil	L7-3.2
C16985-35	07/13/11	16:00 SM	07/14/11	SO	Soil	L7-6.2

---

Soil samples reported on a dry weight basis unless otherwise indicated on result page.



## Sample Summary

(continued)

Iris Environmental

**Job No:** C16985

Romic Soil Investigation(Romic EPA) - 2081 Bay Road, East Palo Alto, CA

Project No: 07-555C

Sample Number	Collected		Received	Matrix		Client Sample ID
	Date	Time By		Code	Type	
C16985-36	07/13/11	16:15 SM	07/14/11	SO	Soil	PQ4,5-1.0
C16985-37	07/13/11	16:25 SM	07/14/11	SO	Soil	PQ4,5-3.5
C16985-38	07/13/11	16:35 SM	07/14/11	SO	Soil	PQ4,5-6.5
C16985-39	07/13/11	14:25 SM	07/14/11	SO	Soil	PQ3,4-1.2
C16985-39A	07/13/11	14:25 SM	07/14/11	SO	Soil	PQ3,4-1.2
C16985-40	07/13/11	14:35 SM	07/14/11	SO	Soil	PQ3,4-3.7
C16985-41	07/13/11	14:45 SM	07/14/11	SO	Soil	PQ3,4-6.7

---

Soil samples reported on a dry weight basis unless otherwise indicated on result page.

Sample Results

---

Report of Analysis

---

## Report of Analysis

<b>Client Sample ID:</b>	M2-0.9	<b>Date Sampled:</b>	07/13/11
<b>Lab Sample ID:</b>	C16985-1	<b>Date Received:</b>	07/14/11
<b>Matrix:</b>	SO - Soil	<b>Percent Solids:</b>	n/a <sup>a</sup>
<b>Method:</b>	SW846 8260B	<b>Project:</b> Romic Soil Investigation(Romic EPA) - 2081 Bay Road, East Palo Alto, CA	

Run #	File ID	DF	Analyzed	By	Prep Date	Prep Batch	Analytical Batch
Run #1	M25913.D	1	07/25/11	TN	n/a	n/a	VM826
Run #2							

Run #	Initial Weight
Run #1	5.98 g
Run #2	

## VOA 8260 List

CAS No.	Compound	Result	RL	MDL	Units	Q
67-64-1	Acetone	ND	84	17	ug/kg	
71-43-2	Benzene	ND	4.2	1.3	ug/kg	
108-86-1	Bromobenzene	ND	4.2	1.3	ug/kg	
74-97-5	Bromochloromethane	ND	4.2	1.3	ug/kg	
75-27-4	Bromodichloromethane <sup>b</sup>	ND	4.2	0.84	ug/kg	
75-25-2	Bromoform	ND	4.2	0.84	ug/kg	
104-51-8	n-Butylbenzene	ND	4.2	1.3	ug/kg	
135-98-8	sec-Butylbenzene	ND	4.2	1.3	ug/kg	
98-06-6	tert-Butylbenzene	ND	4.2	1.3	ug/kg	
108-90-7	Chlorobenzene	ND	4.2	1.3	ug/kg	
75-00-3	Chloroethane	ND	4.2	1.3	ug/kg	
67-66-3	Chloroform	ND	4.2	1.3	ug/kg	
95-49-8	o-Chlorotoluene	ND	4.2	1.3	ug/kg	
106-43-4	p-Chlorotoluene	ND	4.2	1.3	ug/kg	
56-23-5	Carbon tetrachloride	ND	4.2	0.84	ug/kg	
75-34-3	1,1-Dichloroethane	ND	4.2	0.84	ug/kg	
75-35-4	1,1-Dichloroethylene	ND	4.2	1.3	ug/kg	
563-58-6	1,1-Dichloropropene	ND	4.2	1.3	ug/kg	
96-12-8	1,2-Dibromo-3-chloropropane	ND	4.2	0.84	ug/kg	
106-93-4	1,2-Dibromoethane	ND	4.2	0.84	ug/kg	
107-06-2	1,2-Dichloroethane	ND	4.2	1.3	ug/kg	
78-87-5	1,2-Dichloropropane	ND	4.2	1.3	ug/kg	
142-28-9	1,3-Dichloropropane	ND	4.2	1.3	ug/kg	
108-20-3	Di-Isopropyl ether	ND	4.2	1.3	ug/kg	
594-20-7	2,2-Dichloropropane	ND	4.2	1.3	ug/kg	
124-48-1	Dibromochloromethane	ND	4.2	0.84	ug/kg	
75-71-8	Dichlorodifluoromethane	ND	4.2	0.84	ug/kg	
156-59-2	cis-1,2-Dichloroethylene	ND	4.2	1.3	ug/kg	
10061-01-5	cis-1,3-Dichloropropene	ND	4.2	1.3	ug/kg	
541-73-1	m-Dichlorobenzene	ND	4.2	1.3	ug/kg	
95-50-1	o-Dichlorobenzene	ND	4.2	1.3	ug/kg	
106-46-7	p-Dichlorobenzene	ND	4.2	1.3	ug/kg	

ND = Not detected MDL - Method Detection Limit

RL = Reporting Limit

E = Indicates value exceeds calibration range

J = Indicates an estimated value

B = Indicates analyte found in associated method blank

N = Indicates presumptive evidence of a compound

## Report of Analysis

<b>Client Sample ID:</b>	M2-0.9	<b>Date Sampled:</b>	07/13/11
<b>Lab Sample ID:</b>	C16985-1	<b>Date Received:</b>	07/14/11
<b>Matrix:</b>	SO - Soil	<b>Percent Solids:</b>	n/a <sup>a</sup>
<b>Method:</b>	SW846 8260B		
<b>Project:</b>	Romic Soil Investigation(Romic EPA) - 2081 Bay Road, East Palo Alto, CA		

## VOA 8260 List

CAS No.	Compound	Result	RL	MDL	Units	Q
156-60-5	trans-1,2-Dichloroethylene	ND	4.2	1.3	ug/kg	
10061-02-6	trans-1,3-Dichloropropene	ND	4.2	1.3	ug/kg	
100-41-4	Ethylbenzene	ND	4.2	1.3	ug/kg	
637-92-3	Ethyl tert-Butyl Ether	ND	4.2	1.3	ug/kg	
591-78-6	2-Hexanone	ND	33	4.2	ug/kg	
87-68-3	Hexachlorobutadiene	ND	4.2	0.84	ug/kg	
98-82-8	Isopropylbenzene	ND	4.2	1.3	ug/kg	
99-87-6	p-Isopropyltoluene	ND	4.2	1.3	ug/kg	
108-10-1	4-Methyl-2-pentanone	ND	33	13	ug/kg	
74-83-9	Methyl bromide	ND	4.2	2.1	ug/kg	
74-87-3	Methyl chloride	ND	4.2	1.3	ug/kg	
74-95-3	Methylene bromide	ND	4.2	2.1	ug/kg	
75-09-2	Methylene chloride	ND	21	13	ug/kg	
78-93-3	Methyl ethyl ketone	ND	33	10	ug/kg	
1634-04-4	Methyl Tert Butyl Ether	ND	4.2	0.84	ug/kg	
91-20-3	Naphthalene	ND	4.2	1.3	ug/kg	
103-65-1	n-Propylbenzene	ND	4.2	1.3	ug/kg	
100-42-5	Styrene	ND	4.2	0.84	ug/kg	
994-05-8	Tert-Amyl Methyl Ether	ND	4.2	1.0	ug/kg	
75-65-0	Tert Butyl Alcohol <sup>b</sup>	ND	33	8.4	ug/kg	
630-20-6	1,1,1,2-Tetrachloroethane	ND	4.2	0.84	ug/kg	
71-55-6	1,1,1-Trichloroethane	ND	4.2	1.3	ug/kg	
79-34-5	1,1,2,2-Tetrachloroethane	ND	4.2	0.84	ug/kg	
79-00-5	1,1,2-Trichloroethane	ND	4.2	0.84	ug/kg	
87-61-6	1,2,3-Trichlorobenzene	ND	4.2	1.3	ug/kg	
96-18-4	1,2,3-Trichloropropane	ND	4.2	1.3	ug/kg	
120-82-1	1,2,4-Trichlorobenzene	1.6	4.2	1.3	ug/kg	J
95-63-6	1,2,4-Trimethylbenzene	ND	4.2	1.3	ug/kg	
108-67-8	1,3,5-Trimethylbenzene	ND	4.2	1.3	ug/kg	
127-18-4	Tetrachloroethylene	ND	4.2	2.9	ug/kg	
108-88-3	Toluene	ND	4.2	1.3	ug/kg	
79-01-6	Trichloroethylene	ND	4.2	0.84	ug/kg	
75-69-4	Trichlorofluoromethane	ND	4.2	1.0	ug/kg	
75-01-4	Vinyl chloride	ND	4.2	2.1	ug/kg	
1330-20-7	Xylene (total)	ND	8.4	3.3	ug/kg	

CAS No.	Surrogate Recoveries	Run# 1	Run# 2	Limits
1868-53-7	Dibromofluoromethane	101%		60-130%
2037-26-5	Toluene-D8	92%		60-130%

ND = Not detected MDL - Method Detection Limit

RL = Reporting Limit

E = Indicates value exceeds calibration range

J = Indicates an estimated value

B = Indicates analyte found in associated method blank

N = Indicates presumptive evidence of a compound

## Report of Analysis

<b>Client Sample ID:</b>	M2-0.9	<b>Date Sampled:</b>	07/13/11
<b>Lab Sample ID:</b>	C16985-1	<b>Date Received:</b>	07/14/11
<b>Matrix:</b>	SO - Soil	<b>Percent Solids:</b>	n/a <sup>a</sup>
<b>Method:</b>	SW846 8260B	<b>Project:</b> Romic Soil Investigation(Romic EPA) - 2081 Bay Road,East Palo Alto,CA	

### VOA 8260 List

CAS No.	Surrogate Recoveries	Run# 1	Run# 2	Limits
460-00-4	4-Bromofluorobenzene	102%		60-130%

- (a) All results reported on wet weight basis.
- (b) CCV outside of control limits (biased high); not detected in sample.

ND = Not detected      MDL - Method Detection Limit  
 RL = Reporting Limit  
 E = Indicates value exceeds calibration range

J = Indicates an estimated value  
 B = Indicates analyte found in associated method blank  
 N = Indicates presumptive evidence of a compound

## Report of Analysis

<b>Client Sample ID:</b>	M2-0.9	<b>Date Sampled:</b>	07/13/11
<b>Lab Sample ID:</b>	C16985-1	<b>Date Received:</b>	07/14/11
<b>Matrix:</b>	SO - Soil	<b>Percent Solids:</b>	n/a <sup>a</sup>
<b>Method:</b>	SW846 8270C SW846 3550B	<b>Project:</b> Romic Soil Investigation(Romic EPA) - 2081 Bay Road, East Palo Alto, CA	

Run #	File ID	DF	Analyzed	By	Prep Date	Prep Batch	Analytical Batch
Run #1 <sup>b</sup>	Y8866.D	10	07/18/11	MT	07/18/11	OP4247	EY423
Run #2							

Run #	Initial Weight	Final Volume
Run #1	10.2 g	1.0 ml
Run #2		

## ABN Full List

CAS No.	Compound	Result	RL	MDL	Units	Q
65-85-0	Benzoic acid	ND	9800	8700	ug/kg	
95-57-8	2-Chlorophenol	ND	9800	6700	ug/kg	
59-50-7	4-Chloro-3-methyl phenol	ND	4900	4100	ug/kg	
120-83-2	2,4-Dichlorophenol	ND	4900	1400	ug/kg	
105-67-9	2,4-Dimethylphenol	ND	4900	1500	ug/kg	
51-28-5	2,4-Dinitrophenol	ND	25000	8300	ug/kg	
534-52-1	4,6-Dinitro-o-cresol	ND	20000	10000	ug/kg	
95-48-7	2-Methylphenol	ND	4900	1700	ug/kg	
	3&4-Methylphenol	ND	4900	1500	ug/kg	
88-75-5	2-Nitrophenol	ND	4900	1300	ug/kg	
100-02-7	4-Nitrophenol	ND	20000	12000	ug/kg	
87-86-5	Pentachlorophenol	ND	4900	4100	ug/kg	
108-95-2	Phenol	ND	20000	13000	ug/kg	
95-95-4	2,4,5-Trichlorophenol	ND	4900	1200	ug/kg	
88-06-2	2,4,6-Trichlorophenol	ND	4900	1600	ug/kg	
83-32-9	Acenaphthene	ND	9800	4900	ug/kg	
208-96-8	Acenaphthylene	ND	4900	2000	ug/kg	
62-53-3	Aniline	ND	4900	1400	ug/kg	
120-12-7	Anthracene	ND	4900	980	ug/kg	
103-33-3	Azobenzene	ND	4900	1700	ug/kg	
92-87-5	Benzidine	ND	25000	7200	ug/kg	
56-55-3	Benzo(a)anthracene	ND	4900	690	ug/kg	
50-32-8	Benzo(a)pyrene	ND	4900	880	ug/kg	
205-99-2	Benzo(b)fluoranthene	ND	4900	590	ug/kg	
191-24-2	Benzo(g,h,i)perylene	ND	4900	1500	ug/kg	
207-08-9	Benzo(k)fluoranthene	ND	4900	1200	ug/kg	
101-55-3	4-Bromophenyl phenyl ether	ND	4900	1500	ug/kg	
85-68-7	Butyl benzyl phthalate	ND	4900	1100	ug/kg	
100-51-6	Benzyl Alcohol	ND	9800	1600	ug/kg	
91-58-7	2-Chloronaphthalene	ND	4900	1800	ug/kg	
106-47-8	4-Chloroaniline	ND	4900	1400	ug/kg	
86-74-8	Carbazole	ND	4900	780	ug/kg	

ND = Not detected MDL - Method Detection Limit

RL = Reporting Limit

E = Indicates value exceeds calibration range

J = Indicates an estimated value

B = Indicates analyte found in associated method blank

N = Indicates presumptive evidence of a compound

## Report of Analysis

<b>Client Sample ID:</b>	M2-0.9	<b>Date Sampled:</b>	07/13/11
<b>Lab Sample ID:</b>	C16985-1	<b>Date Received:</b>	07/14/11
<b>Matrix:</b>	SO - Soil	<b>Percent Solids:</b>	n/a <sup>a</sup>
<b>Method:</b>	SW846 8270C SW846 3550B		
<b>Project:</b>	Romic Soil Investigation(Romic EPA) - 2081 Bay Road, East Palo Alto, CA		

## ABN Full List

CAS No.	Compound	Result	RL	MDL	Units	Q
218-01-9	Chrysene	ND	4900	980	ug/kg	
111-91-1	bis(2-Chloroethoxy)methane	ND	4900	1800	ug/kg	
111-44-4	bis(2-Chloroethyl)ether	ND	4900	2300	ug/kg	
108-60-1	bis(2-Chloroisopropyl)ether	ND	4900	2600	ug/kg	
7005-72-3	4-Chlorophenyl phenyl ether	ND	4900	1900	ug/kg	
95-50-1	1,2-Dichlorobenzene	ND	4900	1600	ug/kg	
541-73-1	1,3-Dichlorobenzene	ND	4900	1500	ug/kg	
106-46-7	1,4-Dichlorobenzene	ND	4900	4100	ug/kg	
121-14-2	2,4-Dinitrotoluene	ND	4900	4500	ug/kg	
606-20-2	2,6-Dinitrotoluene	ND	9800	3100	ug/kg	
91-94-1	3,3'-Dichlorobenzidine	ND	25000	1400	ug/kg	
53-70-3	Dibenzo(a,h)anthracene	ND	4900	1300	ug/kg	
132-64-9	Dibenzofuran	ND	4900	1600	ug/kg	
122-39-4	Diphenylamine	ND	4900	1200	ug/kg	
84-74-2	Di-n-butyl phthalate	ND	4900	980	ug/kg	
117-84-0	Di-n-octyl phthalate	ND	4900	1300	ug/kg	
84-66-2	Diethyl phthalate	ND	4900	1700	ug/kg	
131-11-3	Dimethyl phthalate	ND	4900	1800	ug/kg	
117-81-7	bis(2-Ethylhexyl)phthalate	ND	4900	2200	ug/kg	
206-44-0	Fluoranthene	ND	4900	980	ug/kg	
86-73-7	Fluorene	ND	4900	1800	ug/kg	
118-74-1	Hexachlorobenzene	ND	4900	1300	ug/kg	
87-68-3	Hexachlorobutadiene	ND	4900	1900	ug/kg	
77-47-4	Hexachlorocyclopentadiene	ND	4900	1400	ug/kg	
67-72-1	Hexachloroethane	ND	4900	1600	ug/kg	
193-39-5	Indeno(1,2,3-cd)pyrene	ND	4900	1400	ug/kg	
78-59-1	Isophorone	ND	4900	1700	ug/kg	
90-12-0	1-Methylnaphthalene	ND	4900	1600	ug/kg	
91-57-6	2-Methylnaphthalene	ND	4900	1600	ug/kg	
88-74-4	2-Nitroaniline	ND	4900	1200	ug/kg	
99-09-2	3-Nitroaniline	ND	4900	1200	ug/kg	
100-01-6	4-Nitroaniline	ND	4900	2900	ug/kg	
91-20-3	Naphthalene	ND	4900	1700	ug/kg	
98-95-3	Nitrobenzene	ND	4900	1600	ug/kg	
62-75-9	N-Nitrosodimethylamine	ND	49000	22000	ug/kg	
621-64-7	N-Nitroso-di-n-propylamine	ND	9800	5400	ug/kg	
85-01-8	Phenanthrene	ND	4900	1100	ug/kg	
129-00-0	Pyrene	ND	9800	6700	ug/kg	
110-86-1	Pyridine	ND	20000	2200	ug/kg	
120-82-1	1,2,4-Trichlorobenzene	ND	4900	3300	ug/kg	

ND = Not detected MDL - Method Detection Limit

RL = Reporting Limit

E = Indicates value exceeds calibration range

J = Indicates an estimated value

B = Indicates analyte found in associated method blank

N = Indicates presumptive evidence of a compound



## Report of Analysis

<b>Client Sample ID:</b>	M2-0.9	<b>Date Sampled:</b>	07/13/11
<b>Lab Sample ID:</b>	C16985-1	<b>Date Received:</b>	07/14/11
<b>Matrix:</b>	SO - Soil	<b>Percent Solids:</b>	n/a <sup>a</sup>
<b>Method:</b>	SW846 8270C SW846 3550B	<b>Project:</b> Romic Soil Investigation(Romic EPA) - 2081 Bay Road, East Palo Alto, CA	

### ABN Full List

CAS No.	Surrogate Recoveries	Run# 1	Run# 2	Limits
367-12-4	2-Fluorophenol	41%		20-100%
4165-62-2	Phenol-d5	47%		20-100%
118-79-6	2,4,6-Tribromophenol	69%		30-100%
4165-60-0	Nitrobenzene-d5	38%		20-100%
321-60-8	2-Fluorobiphenyl	45%		20-106%
1718-51-0	Terphenyl-d14	97%		55-130%

(a) All results reported on wet weight basis.

(b) Dilution required due to matrix interference; extract was viscous and non-target Hydrocarbons.

ND = Not detected      MDL - Method Detection Limit  
 RL = Reporting Limit  
 E = Indicates value exceeds calibration range

J = Indicates an estimated value  
 B = Indicates analyte found in associated method blank  
 N = Indicates presumptive evidence of a compound

## Report of Analysis

<b>Client Sample ID:</b> M2-0.9		<b>Date Sampled:</b> 07/13/11
<b>Lab Sample ID:</b> C16985-1		<b>Date Received:</b> 07/14/11
<b>Matrix:</b> SO - Soil		<b>Percent Solids:</b> n/a <sup>a</sup>
<b>Method:</b> SW846 8015B		
<b>Project:</b> Romic Soil Investigation(Romic EPA) - 2081 Bay Road, East Palo Alto, CA		

Run #	File ID	DF	Analyzed	By	Prep Date	Prep Batch	Analytical Batch
Run #1	JK21159.D	1	07/22/11	TT	n/a	n/a	GJK876
Run #2							

Run #	Initial Weight
Run #1	5.08 g
Run #2	

**TPH Volatiles**

CAS No.	Compound	Result	RL	MDL	Units	Q
	TPH-GRO (C6-C10)	ND	0.098	0.049	mg/kg	
CAS No.	Surrogate Recoveries	Run# 1	Run# 2	Limits		
98-08-8	aaa-Trifluorotoluene	90%		60-157%		

(a) All results reported on wet weight basis.

ND = Not detected      MDL - Method Detection Limit  
 RL = Reporting Limit  
 E = Indicates value exceeds calibration range

J = Indicates an estimated value  
 B = Indicates analyte found in associated method blank  
 N = Indicates presumptive evidence of a compound

## Report of Analysis

<b>Client Sample ID:</b>	M2-0.9	<b>Date Sampled:</b>	07/13/11
<b>Lab Sample ID:</b>	C16985-1	<b>Date Received:</b>	07/14/11
<b>Matrix:</b>	SO - Soil	<b>Percent Solids:</b>	n/a <sup>a</sup>
<b>Method:</b>	SW846 8081A SW846 3545A	<b>Project:</b> Romic Soil Investigation(Romic EPA) - 2081 Bay Road, East Palo Alto, CA	

Run #	File ID	DF	Analyzed	By	Prep Date	Prep Batch	Analytical Batch
Run #1 <sup>b</sup>	OO22727.D	80	07/26/11	RV	07/16/11	OP4244	G00727
Run #2							

Run #	Initial Weight	Final Volume
Run #1	10.0 g	10.0 ml
Run #2		

## Pesticide PPL List

CAS No.	Compound	Result	RL	MDL	Units	Q
309-00-2	Aldrin	ND	2000	800	ug/kg	
319-84-6	alpha-BHC	ND	2000	880	ug/kg	
319-85-7	beta-BHC	ND	2000	280	ug/kg	
319-86-8	delta-BHC	ND	2000	280	ug/kg	
58-89-9	gamma-BHC (Lindane)	ND	2000	600	ug/kg	
12789-03-6	Chlordane	ND	8000	8000	ug/kg	
60-57-1	Dieldrin	ND	2000	240	ug/kg	
72-54-8	4,4' -DDD	ND	2000	280	ug/kg	
72-55-9	4,4' -DDE	ND	2000	240	ug/kg	
50-29-3	4,4' -DDT	ND	2000	240	ug/kg	
72-20-8	Endrin	ND	2000	240	ug/kg	
7421-93-4	Endrin aldehyde	ND	2000	480	ug/kg	
959-98-8	Endosulfan-I	ND	2000	280	ug/kg	
33213-65-9	Endosulfan-II	ND	2000	280	ug/kg	
1031-07-8	Endosulfan sulfate	ND	2000	640	ug/kg	
76-44-8	Heptachlor	ND	2000	480	ug/kg	
1024-57-3	Heptachlor epoxide	ND	2000	320	ug/kg	
72-43-5	Methoxychlor	ND	2000	280	ug/kg	
8001-35-2	Toxaphene	ND	8000	8000	ug/kg	

CAS No.	Surrogate Recoveries	Run# 1	Run# 2	Limits
877-09-8	Tetrachloro-m-xylene	78%		35-132%
877-09-8	Tetrachloro-m-xylene	118%		35-132%
2051-24-3	Decachlorobiphenyl	105%		35-132%
2051-24-3	Decachlorobiphenyl	112%		35-132%

(a) All results reported on wet weight basis.

(b) Reporting limits raised due to high concentration of PCB (Aroclor 1260) and non-target Hydrocarbons.

ND = Not detected MDL - Method Detection Limit

RL = Reporting Limit

E = Indicates value exceeds calibration range

J = Indicates an estimated value

B = Indicates analyte found in associated method blank

N = Indicates presumptive evidence of a compound

## Report of Analysis

<b>Client Sample ID:</b> M2-0.9		<b>Date Sampled:</b> 07/13/11
<b>Lab Sample ID:</b> C16985-1		<b>Date Received:</b> 07/14/11
<b>Matrix:</b> SO - Soil		<b>Percent Solids:</b> n/a <sup>a</sup>
<b>Method:</b> SW846 8082 SW846 3545A		
<b>Project:</b> Romic Soil Investigation(Romic EPA) - 2081 Bay Road, East Palo Alto, CA		

Run #	File ID	DF	Analyzed	By	Prep Date	Prep Batch	Analytical Batch
Run #1	PP20111.D	1	07/18/11	RV	07/16/11	OP4243	GPP685
Run #2	PP20186.D	20	07/19/11	RV	07/16/11	OP4243	GPP687

Run #	Initial Weight	Final Volume
Run #1	10.0 g	10.0 ml
Run #2	10.0 g	10.0 ml

**PCB List**

CAS No.	Compound	Result	RL	MDL	Units	Q
12674-11-2	Aroclor 1016	ND	100	17	ug/kg	
11104-28-2	Aroclor 1221	ND	100	50	ug/kg	
11141-16-5	Aroclor 1232	ND	100	50	ug/kg	
53469-21-9	Aroclor 1242	ND	100	50	ug/kg	
12672-29-6	Aroclor 1248 <sup>b</sup>	4810 <sup>c</sup>	2000	1000	ug/kg	
11097-69-1	Aroclor 1254 <sup>b</sup>	4920 <sup>c</sup>	2000	1000	ug/kg	
11096-82-5	Aroclor 1260 <sup>b</sup>	1650 <sup>c</sup>	2000	400	ug/kg	J

CAS No.	Surrogate Recoveries	Run# 1	Run# 2	Limits
877-09-8	Tetrachloro-m-xylene	71%	72%	45-108%
877-09-8	Tetrachloro-m-xylene	66%	74%	45-108%
2051-24-3	Decachlorobiphenyl	103%	126% <sup>d</sup>	54-121%
2051-24-3	Decachlorobiphenyl	86%	105%	54-121%

- (a) All results reported on wet weight basis.
- (b) Estimated value due to the presence of multiple overlapping Aroclor patterns.
- (c) Result is from Run# 2
- (d) Outside control limits due to dilution.

---

ND = Not detected      MDL - Method Detection Limit      J = Indicates an estimated value  
 RL = Reporting Limit      B = Indicates analyte found in associated method blank  
 E = Indicates value exceeds calibration range      N = Indicates presumptive evidence of a compound

## Report of Analysis

<b>Client Sample ID:</b> M2-0.9		
<b>Lab Sample ID:</b> C16985-1		<b>Date Sampled:</b> 07/13/11
<b>Matrix:</b> SO - Soil		<b>Date Received:</b> 07/14/11
<b>Method:</b> SW846 8015B M SW846 3545A		<b>Percent Solids:</b> n/a <sup>a</sup>
<b>Project:</b> Romc Soil Investigation(Romc EPA) - 2081 Bay Road, East Palo Alto, CA		

	File ID	DF	Analyzed	By	Prep Date	Prep Batch	Analytical Batch
Run #1	HH15601.D	4	07/28/11	JH	07/18/11	OP4249	GHH531
Run #2							

	Initial Weight	Final Volume
Run #1	10.1 g	1.0 ml
Run #2		

### TPH Extractable w/ Silica Gel Cleanup

CAS No.	Compound	Result	RL	MDL	Units	Q
	TPH (C10-C28)	81.6	40	20	mg/kg	
	TPH (> C28-C40)	188	79	40	mg/kg	

CAS No.	Surrogate Recoveries	Run# 1	Run# 2	Limits
630-01-3	Hexacosane	75%		45-140%

(a) All results reported on wet weight basis.

ND = Not detected      MDL - Method Detection Limit  
 RL = Reporting Limit  
 E = Indicates value exceeds calibration range

J = Indicates an estimated value  
 B = Indicates analyte found in associated method blank  
 N = Indicates presumptive evidence of a compound

## Report of Analysis

<b>Client Sample ID:</b> M2-0.9	<b>Date Sampled:</b> 07/13/11
<b>Lab Sample ID:</b> C16985-1	<b>Date Received:</b> 07/14/11
<b>Matrix:</b> SO - Soil	<b>Percent Solids:</b> n/a <sup>a</sup>
<b>Project:</b> Romic Soil Investigation(Romic EPA) - 2081 Bay Road,East Palo Alto,CA	

## Metals Analysis

Analyte	Result	RL	Units	DF	Prep	Analyzed By	Method	Prep Method
Antimony	< 1.8	1.8	mg/kg	1	07/15/11	07/18/11 RS	SW846 6010B <sup>1</sup>	SW846 3050B <sup>3</sup>
Arsenic	4.4	1.8	mg/kg	1	07/15/11	07/18/11 RS	SW846 6010B <sup>1</sup>	SW846 3050B <sup>3</sup>
Barium	147	18	mg/kg	1	07/15/11	07/18/11 RS	SW846 6010B <sup>1</sup>	SW846 3050B <sup>3</sup>
Beryllium	1.0	0.91	mg/kg	1	07/15/11	07/18/11 RS	SW846 6010B <sup>1</sup>	SW846 3050B <sup>3</sup>
Cadmium	2.0	0.91	mg/kg	1	07/15/11	07/18/11 RS	SW846 6010B <sup>1</sup>	SW846 3050B <sup>3</sup>
Chromium	103	0.91	mg/kg	1	07/15/11	07/18/11 RS	SW846 6010B <sup>1</sup>	SW846 3050B <sup>3</sup>
Cobalt	27.5	0.91	mg/kg	1	07/15/11	07/18/11 RS	SW846 6010B <sup>1</sup>	SW846 3050B <sup>3</sup>
Copper	84.4	2.3	mg/kg	1	07/15/11	07/18/11 RS	SW846 6010B <sup>1</sup>	SW846 3050B <sup>3</sup>
Lead	196	1.8	mg/kg	1	07/15/11	07/18/11 RS	SW846 6010B <sup>1</sup>	SW846 3050B <sup>3</sup>
Mercury	0.48	0.036	mg/kg	1	07/18/11	07/19/11 RW	SW846 7471A <sup>2</sup>	SW846 7471A <sup>4</sup>
Molybdenum	1.9	1.8	mg/kg	1	07/15/11	07/18/11 RS	SW846 6010B <sup>1</sup>	SW846 3050B <sup>3</sup>
Nickel	59.3	0.91	mg/kg	1	07/15/11	07/18/11 RS	SW846 6010B <sup>1</sup>	SW846 3050B <sup>3</sup>
Selenium	< 1.8	1.8	mg/kg	1	07/15/11	07/18/11 RS	SW846 6010B <sup>1</sup>	SW846 3050B <sup>3</sup>
Silver	< 0.91	0.91	mg/kg	1	07/15/11	07/18/11 RS	SW846 6010B <sup>1</sup>	SW846 3050B <sup>3</sup>
Thallium <sup>b</sup>	< 18	18	mg/kg	3	07/15/11	07/19/11 RS	SW846 6010B <sup>1</sup>	SW846 3050B <sup>3</sup>
Vanadium	77.4	0.91	mg/kg	1	07/15/11	07/18/11 RS	SW846 6010B <sup>1</sup>	SW846 3050B <sup>3</sup>
Zinc	251	1.8	mg/kg	1	07/15/11	07/18/11 RS	SW846 6010B <sup>1</sup>	SW846 3050B <sup>3</sup>

(1) Instrument QC Batch: MA1991

(2) Instrument QC Batch: MA1994

(3) Prep QC Batch: MP3716

(4) Prep QC Batch: MP3736

(a) All results reported on wet weight basis.

(b) Elevated reporting limit(s) due to matrix interference.

RL = Reporting Limit

## Report of Analysis

<b>Client Sample ID:</b>	M2-3.4	<b>Date Sampled:</b>	07/13/11
<b>Lab Sample ID:</b>	C16985-2	<b>Date Received:</b>	07/14/11
<b>Matrix:</b>	SO - Soil	<b>Percent Solids:</b>	n/a <sup>a</sup>
<b>Method:</b>	SW846 8260B	<b>Project:</b> Romic Soil Investigation(Romic EPA) - 2081 Bay Road, East Palo Alto, CA	

Run #	File ID	DF	Analyzed	By	Prep Date	Prep Batch	Analytical Batch
Run #1	M25914.D	1	07/25/11	TN	n/a	n/a	VM826
Run #2							

Run #	Initial Weight
Run #1	6.34 g
Run #2	

## VOA 8260 List

CAS No.	Compound	Result	RL	MDL	Units	Q
67-64-1	Acetone	ND	79	16	ug/kg	
71-43-2	Benzene	ND	3.9	1.2	ug/kg	
108-86-1	Bromobenzene	ND	3.9	1.2	ug/kg	
74-97-5	Bromochloromethane	ND	3.9	1.2	ug/kg	
75-27-4	Bromodichloromethane <sup>b</sup>	ND	3.9	0.79	ug/kg	
75-25-2	Bromoform	ND	3.9	0.79	ug/kg	
104-51-8	n-Butylbenzene	ND	3.9	1.2	ug/kg	
135-98-8	sec-Butylbenzene	ND	3.9	1.2	ug/kg	
98-06-6	tert-Butylbenzene	ND	3.9	1.2	ug/kg	
108-90-7	Chlorobenzene	ND	3.9	1.2	ug/kg	
75-00-3	Chloroethane	ND	3.9	1.2	ug/kg	
67-66-3	Chloroform	ND	3.9	1.2	ug/kg	
95-49-8	o-Chlorotoluene	ND	3.9	1.2	ug/kg	
106-43-4	p-Chlorotoluene	ND	3.9	1.2	ug/kg	
56-23-5	Carbon tetrachloride	ND	3.9	0.79	ug/kg	
75-34-3	1,1-Dichloroethane	ND	3.9	0.79	ug/kg	
75-35-4	1,1-Dichloroethylene	ND	3.9	1.2	ug/kg	
563-58-6	1,1-Dichloropropene	ND	3.9	1.2	ug/kg	
96-12-8	1,2-Dibromo-3-chloropropane	ND	3.9	0.79	ug/kg	
106-93-4	1,2-Dibromoethane	ND	3.9	0.79	ug/kg	
107-06-2	1,2-Dichloroethane	ND	3.9	1.2	ug/kg	
78-87-5	1,2-Dichloropropane	ND	3.9	1.2	ug/kg	
142-28-9	1,3-Dichloropropane	ND	3.9	1.2	ug/kg	
108-20-3	Di-Isopropyl ether	ND	3.9	1.2	ug/kg	
594-20-7	2,2-Dichloropropane	ND	3.9	1.2	ug/kg	
124-48-1	Dibromochloromethane	ND	3.9	0.79	ug/kg	
75-71-8	Dichlorodifluoromethane	ND	3.9	0.79	ug/kg	
156-59-2	cis-1,2-Dichloroethylene	ND	3.9	1.2	ug/kg	
10061-01-5	cis-1,3-Dichloropropene	ND	3.9	1.2	ug/kg	
541-73-1	m-Dichlorobenzene	ND	3.9	1.2	ug/kg	
95-50-1	o-Dichlorobenzene	ND	3.9	1.2	ug/kg	
106-46-7	p-Dichlorobenzene	ND	3.9	1.2	ug/kg	

ND = Not detected MDL - Method Detection Limit

RL = Reporting Limit

E = Indicates value exceeds calibration range

J = Indicates an estimated value

B = Indicates analyte found in associated method blank

N = Indicates presumptive evidence of a compound

## Report of Analysis

<b>Client Sample ID:</b>	M2-3.4	<b>Date Sampled:</b>	07/13/11
<b>Lab Sample ID:</b>	C16985-2	<b>Date Received:</b>	07/14/11
<b>Matrix:</b>	SO - Soil	<b>Percent Solids:</b>	n/a <sup>a</sup>
<b>Method:</b>	SW846 8260B	<b>Project:</b> Romic Soil Investigation(Romic EPA) - 2081 Bay Road,East Palo Alto,CA	

## VOA 8260 List

CAS No.	Compound	Result	RL	MDL	Units	Q
156-60-5	trans-1,2-Dichloroethylene	ND	3.9	1.2	ug/kg	
10061-02-6	trans-1,3-Dichloropropene	ND	3.9	1.2	ug/kg	
100-41-4	Ethylbenzene	ND	3.9	1.2	ug/kg	
637-92-3	Ethyl tert-Butyl Ether	ND	3.9	1.2	ug/kg	
591-78-6	2-Hexanone	ND	32	3.9	ug/kg	
87-68-3	Hexachlorobutadiene	ND	3.9	0.79	ug/kg	
98-82-8	Isopropylbenzene	ND	3.9	1.2	ug/kg	
99-87-6	p-Isopropyltoluene	ND	3.9	1.2	ug/kg	
108-10-1	4-Methyl-2-pentanone	ND	32	12	ug/kg	
74-83-9	Methyl bromide	ND	3.9	2.0	ug/kg	
74-87-3	Methyl chloride	ND	3.9	1.2	ug/kg	
74-95-3	Methylene bromide	ND	3.9	2.0	ug/kg	
75-09-2	Methylene chloride	ND	20	13	ug/kg	
78-93-3	Methyl ethyl ketone	ND	32	9.5	ug/kg	
1634-04-4	Methyl Tert Butyl Ether	ND	3.9	0.79	ug/kg	
91-20-3	Naphthalene	ND	3.9	1.2	ug/kg	
103-65-1	n-Propylbenzene	ND	3.9	1.2	ug/kg	
100-42-5	Styrene	ND	3.9	0.79	ug/kg	
994-05-8	Tert-Amyl Methyl Ether	ND	3.9	0.95	ug/kg	
75-65-0	Tert Butyl Alcohol <sup>b</sup>	ND	32	7.9	ug/kg	
630-20-6	1,1,1,2-Tetrachloroethane	ND	3.9	0.79	ug/kg	
71-55-6	1,1,1-Trichloroethane	ND	3.9	1.2	ug/kg	
79-34-5	1,1,2,2-Tetrachloroethane	ND	3.9	0.79	ug/kg	
79-00-5	1,1,2-Trichloroethane	ND	3.9	0.79	ug/kg	
87-61-6	1,2,3-Trichlorobenzene	ND	3.9	1.2	ug/kg	
96-18-4	1,2,3-Trichloropropane	ND	3.9	1.2	ug/kg	
120-82-1	1,2,4-Trichlorobenzene	ND	3.9	1.2	ug/kg	
95-63-6	1,2,4-Trimethylbenzene	ND	3.9	1.2	ug/kg	
108-67-8	1,3,5-Trimethylbenzene	ND	3.9	1.2	ug/kg	
127-18-4	Tetrachloroethylene	ND	3.9	2.8	ug/kg	
108-88-3	Toluene	ND	3.9	1.2	ug/kg	
79-01-6	Trichloroethylene	ND	3.9	0.79	ug/kg	
75-69-4	Trichlorofluoromethane	ND	3.9	0.95	ug/kg	
75-01-4	Vinyl chloride	ND	3.9	2.0	ug/kg	
1330-20-7	Xylene (total)	ND	7.9	3.2	ug/kg	

CAS No.	Surrogate Recoveries	Run# 1	Run# 2	Limits
1868-53-7	Dibromofluoromethane	103%		60-130%
2037-26-5	Toluene-D8	94%		60-130%

ND = Not detected MDL - Method Detection Limit

RL = Reporting Limit

E = Indicates value exceeds calibration range

J = Indicates an estimated value

B = Indicates analyte found in associated method blank

N = Indicates presumptive evidence of a compound



## Report of Analysis

<b>Client Sample ID:</b> M2-3.4	
<b>Lab Sample ID:</b> C16985-2	<b>Date Sampled:</b> 07/13/11
<b>Matrix:</b> SO - Soil	<b>Date Received:</b> 07/14/11
<b>Method:</b> SW846 8260B	<b>Percent Solids:</b> n/a <sup>a</sup>
<b>Project:</b> Romic Soil Investigation(Romic EPA) - 2081 Bay Road, East Palo Alto, CA	

**VOA 8260 List**

CAS No.	Surrogate Recoveries	Run# 1	Run# 2	Limits
460-00-4	4-Bromofluorobenzene	106%		60-130%

- (a) All results reported on wet weight basis.
- (b) CCV outside of control limits (biased high); not detected in sample.

ND = Not detected      MDL - Method Detection Limit  
 RL = Reporting Limit  
 E = Indicates value exceeds calibration range

J = Indicates an estimated value  
 B = Indicates analyte found in associated method blank  
 N = Indicates presumptive evidence of a compound

## Report of Analysis

<b>Client Sample ID:</b> M2-3.4		<b>Date Sampled:</b> 07/13/11
<b>Lab Sample ID:</b> C16985-2		<b>Date Received:</b> 07/14/11
<b>Matrix:</b> SO - Soil		<b>Percent Solids:</b> n/a <sup>a</sup>
<b>Method:</b> SW846 8015B		
<b>Project:</b> Romic Soil Investigation(Romic EPA) - 2081 Bay Road, East Palo Alto, CA		

Run #	File ID	DF	Analyzed	By	Prep Date	Prep Batch	Analytical Batch
Run #1	JK21160.D	1	07/22/11	TT	n/a	n/a	GJK876
Run #2							

Run #	Initial Weight
Run #1	5.23 g
Run #2	

**TPH Volatiles**

CAS No.	Compound	Result	RL	MDL	Units	Q
	TPH-GRO (C6-C10)	ND	0.096	0.048	mg/kg	
CAS No.	Surrogate Recoveries	Run# 1	Run# 2	Limits		
98-08-8	aaa-Trifluorotoluene	92%		60-157%		

(a) All results reported on wet weight basis.

ND = Not detected      MDL - Method Detection Limit  
 RL = Reporting Limit  
 E = Indicates value exceeds calibration range

J = Indicates an estimated value  
 B = Indicates analyte found in associated method blank  
 N = Indicates presumptive evidence of a compound

## Report of Analysis

<b>Client Sample ID:</b> M2-3.4		<b>Date Sampled:</b> 07/13/11
<b>Lab Sample ID:</b> C16985-2		<b>Date Received:</b> 07/14/11
<b>Matrix:</b> SO - Soil		<b>Percent Solids:</b> n/a <sup>a</sup>
<b>Method:</b> SW846 8015B M SW846 3545A		
<b>Project:</b> Romic Soil Investigation(Romic EPA) - 2081 Bay Road, East Palo Alto, CA		

Run #	File ID	DF	Analyzed	By	Prep Date	Prep Batch	Analytical Batch
Run #1	GG26947.D	1	07/20/11	JH	07/18/11	OP4249	GGG725
Run #2							

Run #	Initial Weight	Final Volume
Run #1	10.0 g	1.0 ml
Run #2		

### TPH Extractable w/ Silica Gel Cleanup

CAS No.	Compound	Result	RL	MDL	Units	Q
	TPH (C10-C28)	6.65	10	5.0	mg/kg	J
	TPH (> C28-C40)	ND	20	10	mg/kg	

CAS No.	Surrogate Recoveries	Run# 1	Run# 2	Limits
630-01-3	Hexacosane	56%		45-140%

(a) All results reported on wet weight basis.

ND = Not detected      MDL - Method Detection Limit  
 RL = Reporting Limit

J = Indicates an estimated value  
 B = Indicates analyte found in associated method blank  
 N = Indicates presumptive evidence of a compound

## Report of Analysis

<b>Client Sample ID:</b> M2-3.4	<b>Date Sampled:</b> 07/13/11
<b>Lab Sample ID:</b> C16985-2	<b>Date Received:</b> 07/14/11
<b>Matrix:</b> SO - Soil	<b>Percent Solids:</b> n/a <sup>a</sup>
<b>Project:</b> Romic Soil Investigation(Romic EPA) - 2081 Bay Road, East Palo Alto, CA	

### Metals Analysis

Analyte	Result	RL	Units	DF	Prep	Analyzed By	Method	Prep Method
Cadmium	< 0.93	0.93	mg/kg	1	07/15/11	07/18/11 RS	SW846 6010B <sup>1</sup>	SW846 3050B <sup>2</sup>
Chromium	62.6	0.93	mg/kg	1	07/15/11	07/18/11 RS	SW846 6010B <sup>1</sup>	SW846 3050B <sup>2</sup>
Lead	3.7	1.9	mg/kg	1	07/15/11	07/18/11 RS	SW846 6010B <sup>1</sup>	SW846 3050B <sup>2</sup>

(1) Instrument QC Batch: MA1991

(2) Prep QC Batch: MP3716

(a) All results reported on wet weight basis.

RL = Reporting Limit

## Report of Analysis

<b>Client Sample ID:</b>	M2-6.4	<b>Date Sampled:</b>	07/13/11
<b>Lab Sample ID:</b>	C16985-3	<b>Date Received:</b>	07/14/11
<b>Matrix:</b>	SO - Soil	<b>Percent Solids:</b>	n/a <sup>a</sup>
<b>Method:</b>	SW846 8260B	<b>Project:</b> Romic Soil Investigation(Romic EPA) - 2081 Bay Road, East Palo Alto, CA	

Run #	File ID	DF	Analyzed	By	Prep Date	Prep Batch	Analytical Batch
Run #1	M25915.D	1	07/25/11	TN	n/a	n/a	VM826
Run #2							

Run #	Initial Weight
Run #1	5.03 g
Run #2	

## VOA 8260 List

CAS No.	Compound	Result	RL	MDL	Units	Q
67-64-1	Acetone	146	99	20	ug/kg	
71-43-2	Benzene	ND	5.0	1.5	ug/kg	
108-86-1	Bromobenzene	ND	5.0	1.5	ug/kg	
74-97-5	Bromochloromethane	ND	5.0	1.5	ug/kg	
75-27-4	Bromodichloromethane <sup>b</sup>	ND	5.0	0.99	ug/kg	
75-25-2	Bromoform	ND	5.0	0.99	ug/kg	
104-51-8	n-Butylbenzene	ND	5.0	1.5	ug/kg	
135-98-8	sec-Butylbenzene	ND	5.0	1.5	ug/kg	
98-06-6	tert-Butylbenzene	ND	5.0	1.5	ug/kg	
108-90-7	Chlorobenzene	ND	5.0	1.5	ug/kg	
75-00-3	Chloroethane	ND	5.0	1.5	ug/kg	
67-66-3	Chloroform	ND	5.0	1.5	ug/kg	
95-49-8	o-Chlorotoluene	ND	5.0	1.5	ug/kg	
106-43-4	p-Chlorotoluene	ND	5.0	1.5	ug/kg	
56-23-5	Carbon tetrachloride	ND	5.0	0.99	ug/kg	
75-34-3	1,1-Dichloroethane	ND	5.0	0.99	ug/kg	
75-35-4	1,1-Dichloroethylene	ND	5.0	1.5	ug/kg	
563-58-6	1,1-Dichloropropene	ND	5.0	1.5	ug/kg	
96-12-8	1,2-Dibromo-3-chloropropane	ND	5.0	0.99	ug/kg	
106-93-4	1,2-Dibromoethane	ND	5.0	0.99	ug/kg	
107-06-2	1,2-Dichloroethane	ND	5.0	1.5	ug/kg	
78-87-5	1,2-Dichloropropane	ND	5.0	1.5	ug/kg	
142-28-9	1,3-Dichloropropane	ND	5.0	1.5	ug/kg	
108-20-3	Di-Isopropyl ether	ND	5.0	1.5	ug/kg	
594-20-7	2,2-Dichloropropane	ND	5.0	1.5	ug/kg	
124-48-1	Dibromochloromethane	ND	5.0	0.99	ug/kg	
75-71-8	Dichlorodifluoromethane	ND	5.0	0.99	ug/kg	
156-59-2	cis-1,2-Dichloroethylene	ND	5.0	1.5	ug/kg	
10061-01-5	cis-1,3-Dichloropropene	ND	5.0	1.5	ug/kg	
541-73-1	m-Dichlorobenzene	ND	5.0	1.5	ug/kg	
95-50-1	o-Dichlorobenzene	ND	5.0	1.5	ug/kg	
106-46-7	p-Dichlorobenzene	ND	5.0	1.5	ug/kg	

ND = Not detected MDL - Method Detection Limit

RL = Reporting Limit

E = Indicates value exceeds calibration range

J = Indicates an estimated value

B = Indicates analyte found in associated method blank

N = Indicates presumptive evidence of a compound

## Report of Analysis

<b>Client Sample ID:</b>	M2-6.4	<b>Date Sampled:</b>	07/13/11
<b>Lab Sample ID:</b>	C16985-3	<b>Date Received:</b>	07/14/11
<b>Matrix:</b>	SO - Soil	<b>Percent Solids:</b>	n/a <sup>a</sup>
<b>Method:</b>	SW846 8260B		
<b>Project:</b>	Romic Soil Investigation(Romic EPA) - 2081 Bay Road, East Palo Alto, CA		

## VOA 8260 List

CAS No.	Compound	Result	RL	MDL	Units	Q
156-60-5	trans-1,2-Dichloroethylene	ND	5.0	1.5	ug/kg	
10061-02-6	trans-1,3-Dichloropropene	ND	5.0	1.5	ug/kg	
100-41-4	Ethylbenzene	ND	5.0	1.5	ug/kg	
637-92-3	Ethyl tert-Butyl Ether	ND	5.0	1.5	ug/kg	
591-78-6	2-Hexanone	ND	40	5.0	ug/kg	
87-68-3	Hexachlorobutadiene	ND	5.0	0.99	ug/kg	
98-82-8	Isopropylbenzene	ND	5.0	1.5	ug/kg	
99-87-6	p-Isopropyltoluene	ND	5.0	1.5	ug/kg	
108-10-1	4-Methyl-2-pentanone	ND	40	15	ug/kg	
74-83-9	Methyl bromide	ND	5.0	2.5	ug/kg	
74-87-3	Methyl chloride	ND	5.0	1.5	ug/kg	
74-95-3	Methylene bromide	ND	5.0	2.5	ug/kg	
75-09-2	Methylene chloride	ND	25	16	ug/kg	
78-93-3	Methyl ethyl ketone	32.8	40	12	ug/kg	J
1634-04-4	Methyl Tert Butyl Ether	ND	5.0	0.99	ug/kg	
91-20-3	Naphthalene	ND	5.0	1.5	ug/kg	
103-65-1	n-Propylbenzene	ND	5.0	1.5	ug/kg	
100-42-5	Styrene	ND	5.0	0.99	ug/kg	
994-05-8	Tert-Amyl Methyl Ether	ND	5.0	1.2	ug/kg	
75-65-0	Tert Butyl Alcohol <sup>b</sup>	ND	40	9.9	ug/kg	
630-20-6	1,1,1,2-Tetrachloroethane	ND	5.0	0.99	ug/kg	
71-55-6	1,1,1-Trichloroethane	ND	5.0	1.5	ug/kg	
79-34-5	1,1,2,2-Tetrachloroethane	ND	5.0	0.99	ug/kg	
79-00-5	1,1,2-Trichloroethane	ND	5.0	0.99	ug/kg	
87-61-6	1,2,3-Trichlorobenzene	ND	5.0	1.5	ug/kg	
96-18-4	1,2,3-Trichloropropane	ND	5.0	1.5	ug/kg	
120-82-1	1,2,4-Trichlorobenzene	ND	5.0	1.5	ug/kg	
95-63-6	1,2,4-Trimethylbenzene	ND	5.0	1.5	ug/kg	
108-67-8	1,3,5-Trimethylbenzene	ND	5.0	1.5	ug/kg	
127-18-4	Tetrachloroethylene	ND	5.0	3.5	ug/kg	
108-88-3	Toluene	ND	5.0	1.5	ug/kg	
79-01-6	Trichloroethylene	ND	5.0	0.99	ug/kg	
75-69-4	Trichlorofluoromethane	ND	5.0	1.2	ug/kg	
75-01-4	Vinyl chloride	ND	5.0	2.5	ug/kg	
1330-20-7	Xylene (total)	ND	9.9	4.0	ug/kg	

CAS No.	Surrogate Recoveries	Run# 1	Run# 2	Limits
1868-53-7	Dibromofluoromethane	106%		60-130%
2037-26-5	Toluene-D8	101%		60-130%

ND = Not detected MDL - Method Detection Limit

RL = Reporting Limit

E = Indicates value exceeds calibration range

J = Indicates an estimated value

B = Indicates analyte found in associated method blank

N = Indicates presumptive evidence of a compound

## Report of Analysis

<b>Client Sample ID:</b> M2-6.4		<b>Date Sampled:</b> 07/13/11
<b>Lab Sample ID:</b> C16985-3		<b>Date Received:</b> 07/14/11
<b>Matrix:</b> SO - Soil		<b>Percent Solids:</b> n/a <sup>a</sup>
<b>Method:</b> SW846 8260B		
<b>Project:</b> Romic Soil Investigation(Romic EPA) - 2081 Bay Road, East Palo Alto, CA		

### VOA 8260 List

CAS No.	Surrogate Recoveries	Run# 1	Run# 2	Limits
460-00-4	4-Bromofluorobenzene	96%		60-130%

(a) All results reported on wet weight basis.

(b) CCV outside of control limits (biased high); not detected in sample.

ND = Not detected      MDL - Method Detection Limit  
 RL = Reporting Limit  
 E = Indicates value exceeds calibration range

J = Indicates an estimated value  
 B = Indicates analyte found in associated method blank  
 N = Indicates presumptive evidence of a compound

## Report of Analysis

<b>Client Sample ID:</b> M2-6.4		<b>Date Sampled:</b> 07/13/11
<b>Lab Sample ID:</b> C16985-3		<b>Date Received:</b> 07/14/11
<b>Matrix:</b> SO - Soil		<b>Percent Solids:</b> n/a <sup>a</sup>
<b>Method:</b> SW846 8015B		
<b>Project:</b> Romic Soil Investigation(Romic EPA) - 2081 Bay Road, East Palo Alto, CA		

Run #	File ID	DF	Analyzed	By	Prep Date	Prep Batch	Analytical Batch
Run #1	JK21161.D	1	07/22/11	TT	n/a	n/a	GJK876
Run #2							

Run #	Initial Weight
Run #1	5.31 g
Run #2	

**TPH Volatiles**

CAS No.	Compound	Result	RL	MDL	Units	Q
	TPH-GRO (C6-C10)	ND	0.094	0.047	mg/kg	
CAS No.	Surrogate Recoveries	Run# 1	Run# 2	Limits		
98-08-8	aaa-Trifluorotoluene	89%		60-157%		

(a) All results reported on wet weight basis.

ND = Not detected      MDL - Method Detection Limit  
 RL = Reporting Limit  
 E = Indicates value exceeds calibration range

J = Indicates an estimated value  
 B = Indicates analyte found in associated method blank  
 N = Indicates presumptive evidence of a compound



## Report of Analysis

<b>Client Sample ID:</b> M2-6.4	<b>Date Sampled:</b> 07/13/11
<b>Lab Sample ID:</b> C16985-3	<b>Date Received:</b> 07/14/11
<b>Matrix:</b> SO - Soil	<b>Percent Solids:</b> n/a <sup>a</sup>
<b>Method:</b> SW846 8015B M SW846 3545A	
<b>Project:</b> Romic Soil Investigation(Romic EPA) - 2081 Bay Road, East Palo Alto, CA	

Run #	File ID	DF	Analyzed	By	Prep Date	Prep Batch	Analytical Batch
Run #1	GG26948.D	1	07/20/11	JH	07/18/11	OP4249	GGG725
Run #2							

Run #	Initial Weight	Final Volume
Run #1	10.2 g	1.0 ml
Run #2		

### TPH Extractable w/ Silica Gel Cleanup

CAS No.	Compound	Result	RL	MDL	Units	Q
	TPH (C10-C28)	6.06	9.8	4.9	mg/kg	J
	TPH (> C28-C40)	10.4	20	9.8	mg/kg	J

CAS No.	Surrogate Recoveries	Run# 1	Run# 2	Limits
630-01-3	Hexacosane	49%		45-140%

(a) All results reported on wet weight basis.

ND = Not detected      MDL - Method Detection Limit  
 RL = Reporting Limit  
 E = Indicates value exceeds calibration range

J = Indicates an estimated value  
 B = Indicates analyte found in associated method blank  
 N = Indicates presumptive evidence of a compound

## Report of Analysis

<b>Client Sample ID:</b> M2-6.4	<b>Date Sampled:</b> 07/13/11
<b>Lab Sample ID:</b> C16985-3	<b>Date Received:</b> 07/14/11
<b>Matrix:</b> SO - Soil	<b>Percent Solids:</b> n/a <sup>a</sup>
<b>Project:</b> Romic Soil Investigation(Romic EPA) - 2081 Bay Road, East Palo Alto, CA	

### Metals Analysis

Analyte	Result	RL	Units	DF	Prep	Analyzed By	Method	Prep Method
Cadmium	22.8	0.96	mg/kg	1	07/15/11	07/18/11 RS	SW846 6010B <sup>1</sup>	SW846 3050B <sup>2</sup>
Chromium	39.0	0.96	mg/kg	1	07/15/11	07/18/11 RS	SW846 6010B <sup>1</sup>	SW846 3050B <sup>2</sup>
Lead	11.1	1.9	mg/kg	1	07/15/11	07/18/11 RS	SW846 6010B <sup>1</sup>	SW846 3050B <sup>2</sup>

(1) Instrument QC Batch: MA1991

(2) Prep QC Batch: MP3716

(a) All results reported on wet weight basis.

RL = Reporting Limit

## Report of Analysis

<b>Client Sample ID:</b>	QR3,4-1.0	<b>Date Sampled:</b>	07/13/11
<b>Lab Sample ID:</b>	C16985-4	<b>Date Received:</b>	07/14/11
<b>Matrix:</b>	SO - Soil	<b>Percent Solids:</b>	n/a <sup>a</sup>
<b>Method:</b>	SW846 8260B	<b>Project:</b> Romic Soil Investigation(Romic EPA) - 2081 Bay Road, East Palo Alto, CA	

Run #	File ID	DF	Analyzed	By	Prep Date	Prep Batch	Analytical Batch
Run #1	M25916.D	1	07/25/11	TN	n/a	n/a	VM826
Run #2							

Run #	Initial Weight
Run #1	5.26 g
Run #2	

## VOA 8260 List

CAS No.	Compound	Result	RL	MDL	Units	Q
67-64-1	Acetone	ND	95	19	ug/kg	
71-43-2	Benzene	ND	4.8	1.4	ug/kg	
108-86-1	Bromobenzene	ND	4.8	1.4	ug/kg	
74-97-5	Bromochloromethane	ND	4.8	1.4	ug/kg	
75-27-4	Bromodichloromethane <sup>b</sup>	ND	4.8	0.95	ug/kg	
75-25-2	Bromoform	ND	4.8	0.95	ug/kg	
104-51-8	n-Butylbenzene	ND	4.8	1.4	ug/kg	
135-98-8	sec-Butylbenzene	ND	4.8	1.4	ug/kg	
98-06-6	tert-Butylbenzene	ND	4.8	1.4	ug/kg	
108-90-7	Chlorobenzene	ND	4.8	1.4	ug/kg	
75-00-3	Chloroethane	ND	4.8	1.4	ug/kg	
67-66-3	Chloroform	ND	4.8	1.4	ug/kg	
95-49-8	o-Chlorotoluene	ND	4.8	1.4	ug/kg	
106-43-4	p-Chlorotoluene	ND	4.8	1.4	ug/kg	
56-23-5	Carbon tetrachloride	ND	4.8	0.95	ug/kg	
75-34-3	1,1-Dichloroethane	ND	4.8	0.95	ug/kg	
75-35-4	1,1-Dichloroethylene	ND	4.8	1.4	ug/kg	
563-58-6	1,1-Dichloropropene	ND	4.8	1.4	ug/kg	
96-12-8	1,2-Dibromo-3-chloropropane	ND	4.8	0.95	ug/kg	
106-93-4	1,2-Dibromoethane	ND	4.8	0.95	ug/kg	
107-06-2	1,2-Dichloroethane	ND	4.8	1.4	ug/kg	
78-87-5	1,2-Dichloropropane	ND	4.8	1.4	ug/kg	
142-28-9	1,3-Dichloropropane	ND	4.8	1.4	ug/kg	
108-20-3	Di-Isopropyl ether	ND	4.8	1.4	ug/kg	
594-20-7	2,2-Dichloropropane	ND	4.8	1.4	ug/kg	
124-48-1	Dibromochloromethane	ND	4.8	0.95	ug/kg	
75-71-8	Dichlorodifluoromethane	ND	4.8	0.95	ug/kg	
156-59-2	cis-1,2-Dichloroethylene	ND	4.8	1.4	ug/kg	
10061-01-5	cis-1,3-Dichloropropene	ND	4.8	1.4	ug/kg	
541-73-1	m-Dichlorobenzene	ND	4.8	1.4	ug/kg	
95-50-1	o-Dichlorobenzene	ND	4.8	1.4	ug/kg	
106-46-7	p-Dichlorobenzene	ND	4.8	1.4	ug/kg	

ND = Not detected MDL - Method Detection Limit

RL = Reporting Limit

E = Indicates value exceeds calibration range

J = Indicates an estimated value

B = Indicates analyte found in associated method blank

N = Indicates presumptive evidence of a compound

## Report of Analysis

<b>Client Sample ID:</b>	QR3,4-1.0	<b>Date Sampled:</b>	07/13/11
<b>Lab Sample ID:</b>	C16985-4	<b>Date Received:</b>	07/14/11
<b>Matrix:</b>	SO - Soil	<b>Percent Solids:</b>	n/a <sup>a</sup>
<b>Method:</b>	SW846 8260B		
<b>Project:</b>	Romic Soil Investigation(Romic EPA) - 2081 Bay Road,East Palo Alto,CA		

## VOA 8260 List

CAS No.	Compound	Result	RL	MDL	Units	Q
156-60-5	trans-1,2-Dichloroethylene	ND	4.8	1.4	ug/kg	
10061-02-6	trans-1,3-Dichloropropene	ND	4.8	1.4	ug/kg	
100-41-4	Ethylbenzene	ND	4.8	1.4	ug/kg	
637-92-3	Ethyl tert-Butyl Ether	ND	4.8	1.4	ug/kg	
591-78-6	2-Hexanone	ND	38	4.8	ug/kg	
87-68-3	Hexachlorobutadiene	ND	4.8	0.95	ug/kg	
98-82-8	Isopropylbenzene	ND	4.8	1.4	ug/kg	
99-87-6	p-Isopropyltoluene	ND	4.8	1.4	ug/kg	
108-10-1	4-Methyl-2-pentanone	ND	38	14	ug/kg	
74-83-9	Methyl bromide	ND	4.8	2.4	ug/kg	
74-87-3	Methyl chloride	ND	4.8	1.4	ug/kg	
74-95-3	Methylene bromide	ND	4.8	2.4	ug/kg	
75-09-2	Methylene chloride	ND	24	15	ug/kg	
78-93-3	Methyl ethyl ketone	ND	38	11	ug/kg	
1634-04-4	Methyl Tert Butyl Ether	ND	4.8	0.95	ug/kg	
91-20-3	Naphthalene	ND	4.8	1.4	ug/kg	
103-65-1	n-Propylbenzene	ND	4.8	1.4	ug/kg	
100-42-5	Styrene	ND	4.8	0.95	ug/kg	
994-05-8	Tert-Amyl Methyl Ether	ND	4.8	1.1	ug/kg	
75-65-0	Tert Butyl Alcohol <sup>b</sup>	ND	38	9.5	ug/kg	
630-20-6	1,1,1,2-Tetrachloroethane	ND	4.8	0.95	ug/kg	
71-55-6	1,1,1-Trichloroethane	ND	4.8	1.4	ug/kg	
79-34-5	1,1,2,2-Tetrachloroethane	ND	4.8	0.95	ug/kg	
79-00-5	1,1,2-Trichloroethane	ND	4.8	0.95	ug/kg	
87-61-6	1,2,3-Trichlorobenzene	ND	4.8	1.4	ug/kg	
96-18-4	1,2,3-Trichloropropane	ND	4.8	1.4	ug/kg	
120-82-1	1,2,4-Trichlorobenzene	ND	4.8	1.4	ug/kg	
95-63-6	1,2,4-Trimethylbenzene	ND	4.8	1.4	ug/kg	
108-67-8	1,3,5-Trimethylbenzene	ND	4.8	1.4	ug/kg	
127-18-4	Tetrachloroethylene	3.7	4.8	3.3	ug/kg	J
108-88-3	Toluene	ND	4.8	1.4	ug/kg	
79-01-6	Trichloroethylene	ND	4.8	0.95	ug/kg	
75-69-4	Trichlorofluoromethane	ND	4.8	1.1	ug/kg	
75-01-4	Vinyl chloride	ND	4.8	2.4	ug/kg	
1330-20-7	Xylene (total)	ND	9.5	3.8	ug/kg	

CAS No.	Surrogate Recoveries	Run# 1	Run# 2	Limits
1868-53-7	Dibromofluoromethane	107%		60-130%
2037-26-5	Toluene-D8	94%		60-130%

ND = Not detected MDL - Method Detection Limit

RL = Reporting Limit

E = Indicates value exceeds calibration range

J = Indicates an estimated value

B = Indicates analyte found in associated method blank

N = Indicates presumptive evidence of a compound

## Report of Analysis

<b>Client Sample ID:</b> QR3,4-1.0		<b>Date Sampled:</b> 07/13/11
<b>Lab Sample ID:</b> C16985-4		<b>Date Received:</b> 07/14/11
<b>Matrix:</b> SO - Soil		<b>Percent Solids:</b> n/a <sup>a</sup>
<b>Method:</b> SW846 8260B		
<b>Project:</b> Romic Soil Investigation(Romic EPA) - 2081 Bay Road, East Palo Alto, CA		

### VOA 8260 List

CAS No.	Surrogate Recoveries	Run# 1	Run# 2	Limits
460-00-4	4-Bromofluorobenzene	106%		60-130%

(a) All results reported on wet weight basis.

(b) CCV outside of control limits (biased high); not detected in sample.

ND = Not detected      MDL - Method Detection Limit  
 RL = Reporting Limit  
 E = Indicates value exceeds calibration range

J = Indicates an estimated value  
 B = Indicates analyte found in associated method blank  
 N = Indicates presumptive evidence of a compound

## Report of Analysis

<b>Client Sample ID:</b>	QR3,4-1.0	<b>Date Sampled:</b>	07/13/11
<b>Lab Sample ID:</b>	C16985-4	<b>Date Received:</b>	07/14/11
<b>Matrix:</b>	SO - Soil	<b>Percent Solids:</b>	n/a <sup>a</sup>
<b>Method:</b>	SW846 8270C SW846 3550B	<b>Project:</b> Romic Soil Investigation(Romic EPA) - 2081 Bay Road, East Palo Alto, CA	

Run #1	File ID	DF	Analyzed	By	Prep Date	Prep Batch	Analytical Batch
Run #1	Y8862.D	1	07/18/11	MT	07/18/11	OP4247	EY423
Run #2							

Run #1	Initial Weight	Final Volume
Run #1	10.2 g	1.0 ml
Run #2		

## ABN Full List

CAS No.	Compound	Result	RL	MDL	Units	Q
65-85-0	Benzoic acid	ND	980	870	ug/kg	
95-57-8	2-Chlorophenol	ND	980	670	ug/kg	
59-50-7	4-Chloro-3-methyl phenol	ND	490	410	ug/kg	
120-83-2	2,4-Dichlorophenol	ND	490	140	ug/kg	
105-67-9	2,4-Dimethylphenol	ND	490	150	ug/kg	
51-28-5	2,4-Dinitrophenol	ND	2500	830	ug/kg	
534-52-1	4,6-Dinitro-o-cresol	ND	2000	1000	ug/kg	
95-48-7	2-Methylphenol	ND	490	170	ug/kg	
	3&4-Methylphenol	ND	490	150	ug/kg	
88-75-5	2-Nitrophenol	ND	490	130	ug/kg	
100-02-7	4-Nitrophenol	ND	2000	1200	ug/kg	
87-86-5	Pentachlorophenol	ND	490	410	ug/kg	
108-95-2	Phenol	ND	2000	1300	ug/kg	
95-95-4	2,4,5-Trichlorophenol	ND	490	120	ug/kg	
88-06-2	2,4,6-Trichlorophenol	ND	490	160	ug/kg	
83-32-9	Acenaphthene	ND	980	490	ug/kg	
208-96-8	Acenaphthylene	ND	490	200	ug/kg	
62-53-3	Aniline	ND	490	140	ug/kg	
120-12-7	Anthracene	ND	490	98	ug/kg	
103-33-3	Azobenzene	ND	490	170	ug/kg	
92-87-5	Benzidine	ND	2500	720	ug/kg	
56-55-3	Benzo(a)anthracene	ND	490	69	ug/kg	
50-32-8	Benzo(a)pyrene	ND	490	88	ug/kg	
205-99-2	Benzo(b)fluoranthene	ND	490	59	ug/kg	
191-24-2	Benzo(g,h,i)perylene	ND	490	150	ug/kg	
207-08-9	Benzo(k)fluoranthene	ND	490	120	ug/kg	
101-55-3	4-Bromophenyl phenyl ether	ND	490	150	ug/kg	
85-68-7	Butyl benzyl phthalate	ND	490	110	ug/kg	
100-51-6	Benzyl Alcohol	ND	980	160	ug/kg	
91-58-7	2-Chloronaphthalene	ND	490	180	ug/kg	
106-47-8	4-Chloroaniline	ND	490	140	ug/kg	
86-74-8	Carbazole	ND	490	78	ug/kg	

ND = Not detected MDL - Method Detection Limit

RL = Reporting Limit

E = Indicates value exceeds calibration range

J = Indicates an estimated value

B = Indicates analyte found in associated method blank

N = Indicates presumptive evidence of a compound

## Report of Analysis

<b>Client Sample ID:</b>	QR3,4-1.0	<b>Date Sampled:</b>	07/13/11
<b>Lab Sample ID:</b>	C16985-4	<b>Date Received:</b>	07/14/11
<b>Matrix:</b>	SO - Soil	<b>Percent Solids:</b>	n/a <sup>a</sup>
<b>Method:</b>	SW846 8270C SW846 3550B		
<b>Project:</b>	Romic Soil Investigation(Romic EPA) - 2081 Bay Road,East Palo Alto,CA		

## ABN Full List

CAS No.	Compound	Result	RL	MDL	Units	Q
218-01-9	Chrysene	ND	490	98	ug/kg	
111-91-1	bis(2-Chloroethoxy)methane	ND	490	180	ug/kg	
111-44-4	bis(2-Chloroethyl)ether	ND	490	230	ug/kg	
108-60-1	bis(2-Chloroisopropyl)ether	ND	490	260	ug/kg	
7005-72-3	4-Chlorophenyl phenyl ether	ND	490	190	ug/kg	
95-50-1	1,2-Dichlorobenzene	ND	490	160	ug/kg	
541-73-1	1,3-Dichlorobenzene	ND	490	150	ug/kg	
106-46-7	1,4-Dichlorobenzene	ND	490	410	ug/kg	
121-14-2	2,4-Dinitrotoluene	ND	490	450	ug/kg	
606-20-2	2,6-Dinitrotoluene	ND	980	310	ug/kg	
91-94-1	3,3'-Dichlorobenzidine	ND	2500	140	ug/kg	
53-70-3	Dibenzo(a,h)anthracene	ND	490	130	ug/kg	
132-64-9	Dibenzofuran	ND	490	160	ug/kg	
122-39-4	Diphenylamine	ND	490	120	ug/kg	
84-74-2	Di-n-butyl phthalate	ND	490	98	ug/kg	
117-84-0	Di-n-octyl phthalate	ND	490	130	ug/kg	
84-66-2	Diethyl phthalate	ND	490	170	ug/kg	
131-11-3	Dimethyl phthalate	ND	490	180	ug/kg	
117-81-7	bis(2-Ethylhexyl)phthalate	ND	490	220	ug/kg	
206-44-0	Fluoranthene	ND	490	98	ug/kg	
86-73-7	Fluorene	ND	490	180	ug/kg	
118-74-1	Hexachlorobenzene	ND	490	130	ug/kg	
87-68-3	Hexachlorobutadiene	ND	490	190	ug/kg	
77-47-4	Hexachlorocyclopentadiene	ND	490	140	ug/kg	
67-72-1	Hexachloroethane	ND	490	160	ug/kg	
193-39-5	Indeno(1,2,3-cd)pyrene	ND	490	140	ug/kg	
78-59-1	Isophorone	ND	490	170	ug/kg	
90-12-0	1-Methylnaphthalene	ND	490	160	ug/kg	
91-57-6	2-Methylnaphthalene	ND	490	160	ug/kg	
88-74-4	2-Nitroaniline	ND	490	120	ug/kg	
99-09-2	3-Nitroaniline	ND	490	120	ug/kg	
100-01-6	4-Nitroaniline	ND	490	290	ug/kg	
91-20-3	Naphthalene	ND	490	170	ug/kg	
98-95-3	Nitrobenzene	ND	490	160	ug/kg	
62-75-9	N-Nitrosodimethylamine	ND	4900	2200	ug/kg	
621-64-7	N-Nitroso-di-n-propylamine	ND	980	540	ug/kg	
85-01-8	Phenanthrene	ND	490	110	ug/kg	
129-00-0	Pyrene	ND	980	670	ug/kg	
110-86-1	Pyridine	ND	2000	220	ug/kg	
120-82-1	1,2,4-Trichlorobenzene	ND	490	330	ug/kg	

ND = Not detected MDL - Method Detection Limit

RL = Reporting Limit

E = Indicates value exceeds calibration range

J = Indicates an estimated value

B = Indicates analyte found in associated method blank

N = Indicates presumptive evidence of a compound

## Report of Analysis

<b>Client Sample ID:</b>	QR3,4-1.0	<b>Date Sampled:</b>	07/13/11
<b>Lab Sample ID:</b>	C16985-4	<b>Date Received:</b>	07/14/11
<b>Matrix:</b>	SO - Soil	<b>Percent Solids:</b>	n/a <sup>a</sup>
<b>Method:</b>	SW846 8270C SW846 3550B		
<b>Project:</b>	Romic Soil Investigation(Romic EPA) - 2081 Bay Road,East Palo Alto,CA		

### ABN Full List

CAS No.	Surrogate Recoveries	Run# 1	Run# 2	Limits
367-12-4	2-Fluorophenol	76%		20-100%
4165-62-2	Phenol-d5	81%		20-100%
118-79-6	2,4,6-Tribromophenol	80%		30-100%
4165-60-0	Nitrobenzene-d5	80%		20-100%
321-60-8	2-Fluorobiphenyl	78%		20-106%
1718-51-0	Terphenyl-d14	122%		55-130%

(a) All results reported on wet weight basis.

ND = Not detected      MDL - Method Detection Limit  
 RL = Reporting Limit  
 E = Indicates value exceeds calibration range

J = Indicates an estimated value  
 B = Indicates analyte found in associated method blank  
 N = Indicates presumptive evidence of a compound



## Report of Analysis

<b>Client Sample ID:</b> QR3,4-1.0	
<b>Lab Sample ID:</b> C16985-4	<b>Date Sampled:</b> 07/13/11
<b>Matrix:</b> SO - Soil	<b>Date Received:</b> 07/14/11
<b>Method:</b> SW846 8015B	<b>Percent Solids:</b> n/a <sup>a</sup>
<b>Project:</b> Romic Soil Investigation(Romic EPA) - 2081 Bay Road, East Palo Alto, CA	

	File ID	DF	Analyzed	By	Prep Date	Prep Batch	Analytical Batch
Run #1	JK21162.D	1	07/22/11	TT	n/a	n/a	GJK876
Run #2							

	Initial Weight
Run #1	5.26 g
Run #2	

### TPH Volatiles

CAS No.	Compound	Result	RL	MDL	Units	Q
	TPH-GRO (C6-C10)	ND	0.095	0.048	mg/kg	
CAS No.	Surrogate Recoveries	Run# 1	Run# 2	Limits		
98-08-8	aaa-Trifluorotoluene	90%		60-157%		

(a) All results reported on wet weight basis.

ND = Not detected      MDL - Method Detection Limit  
 RL = Reporting Limit  
 E = Indicates value exceeds calibration range

J = Indicates an estimated value  
 B = Indicates analyte found in associated method blank  
 N = Indicates presumptive evidence of a compound

## Report of Analysis

<b>Client Sample ID:</b> QR3,4-1.0		<b>Date Sampled:</b> 07/13/11
<b>Lab Sample ID:</b> C16985-4		<b>Date Received:</b> 07/14/11
<b>Matrix:</b> SO - Soil		<b>Percent Solids:</b> n/a <sup>a</sup>
<b>Method:</b> SW846 8081A SW846 3545A		
<b>Project:</b> Romc Soil Investigation(Romc EPA) - 2081 Bay Road, East Palo Alto, CA		

Run #1	File ID	DF	Analyzed	By	Prep Date	Prep Batch	Analytical Batch
Run #1	OO22740.D	1	07/26/11	RV	07/16/11	OP4244	G00727
Run #2							

Run #1	Initial Weight	Final Volume
Run #1	10.1 g	10.0 ml
Run #2		

**Pesticide PPL List**

CAS No.	Compound	Result	RL	MDL	Units	Q
309-00-2	Aldrin	ND	25	9.9	ug/kg	
319-84-6	alpha-BHC	ND	25	11	ug/kg	
319-85-7	beta-BHC	ND	25	3.5	ug/kg	
319-86-8	delta-BHC	ND	25	3.5	ug/kg	
58-89-9	gamma-BHC (Lindane)	ND	25	7.4	ug/kg	
12789-03-6	Chlordane	ND	99	99	ug/kg	
60-57-1	Dieldrin	ND	25	3.0	ug/kg	
72-54-8	4,4' -DDD	ND	25	3.5	ug/kg	
72-55-9	4,4' -DDE	ND	25	3.0	ug/kg	
50-29-3	4,4' -DDT	ND	25	3.0	ug/kg	
72-20-8	Endrin	ND	25	3.0	ug/kg	
7421-93-4	Endrin aldehyde	ND	25	5.9	ug/kg	
959-98-8	Endosulfan-I	ND	25	3.5	ug/kg	
33213-65-9	Endosulfan-II	ND	25	3.5	ug/kg	
1031-07-8	Endosulfan sulfate	ND	25	7.9	ug/kg	
76-44-8	Heptachlor	ND	25	5.9	ug/kg	
1024-57-3	Heptachlor epoxide	ND	25	4.0	ug/kg	
72-43-5	Methoxychlor	ND	25	3.5	ug/kg	
8001-35-2	Toxaphene	ND	99	99	ug/kg	

CAS No.	Surrogate Recoveries	Run# 1	Run# 2	Limits
877-09-8	Tetrachloro-m-xylene	79%		35-132%
877-09-8	Tetrachloro-m-xylene	81%		35-132%
2051-24-3	Decachlorobiphenyl	101%		35-132%
2051-24-3	Decachlorobiphenyl	114%		35-132%

(a) All results reported on wet weight basis.

ND = Not detected      MDL - Method Detection Limit      J = Indicates an estimated value  
 RL = Reporting Limit      B = Indicates analyte found in associated method blank  
 E = Indicates value exceeds calibration range      N = Indicates presumptive evidence of a compound

## Report of Analysis

<b>Client Sample ID:</b> QR3,4-1.0	
<b>Lab Sample ID:</b> C16985-4	<b>Date Sampled:</b> 07/13/11
<b>Matrix:</b> SO - Soil	<b>Date Received:</b> 07/14/11
<b>Method:</b> SW846 8082 SW846 3545A	<b>Percent Solids:</b> n/a <sup>a</sup>
<b>Project:</b> Romic Soil Investigation(Romic EPA) - 2081 Bay Road, East Palo Alto, CA	

Run #1	File ID	DF	Analyzed	By	Prep Date	Prep Batch	Analytical Batch
Run #1	PP20112.D	1	07/18/11	RV	07/16/11	OP4243	GPP685
Run #2							

Run #1	Initial Weight	Final Volume
Run #1	10.1 g	10.0 ml
Run #2		

### PCB List

CAS No.	Compound	Result	RL	MDL	Units	Q
12674-11-2	Aroclor 1016	ND	99	17	ug/kg	
11104-28-2	Aroclor 1221	ND	99	50	ug/kg	
11141-16-5	Aroclor 1232	ND	99	50	ug/kg	
53469-21-9	Aroclor 1242	ND	99	50	ug/kg	
12672-29-6	Aroclor 1248	ND	99	50	ug/kg	
11097-69-1	Aroclor 1254	ND	99	50	ug/kg	
11096-82-5	Aroclor 1260	ND	99	20	ug/kg	

CAS No.	Surrogate Recoveries	Run# 1	Run# 2	Limits
877-09-8	Tetrachloro-m-xylene	63%		45-108%
877-09-8	Tetrachloro-m-xylene	62%		45-108%
2051-24-3	Decachlorobiphenyl	94%		54-121%
2051-24-3	Decachlorobiphenyl	83%		54-121%

(a) All results reported on wet weight basis.

ND = Not detected      MDL - Method Detection Limit  
 RL = Reporting Limit  
 E = Indicates value exceeds calibration range

J = Indicates an estimated value  
 B = Indicates analyte found in associated method blank  
 N = Indicates presumptive evidence of a compound

## Report of Analysis

<b>Client Sample ID:</b> QR3,4-1.0		<b>Date Sampled:</b> 07/13/11
<b>Lab Sample ID:</b> C16985-4		<b>Date Received:</b> 07/14/11
<b>Matrix:</b> SO - Soil		<b>Percent Solids:</b> n/a <sup>a</sup>
<b>Method:</b> SW846 8015B M SW846 3545A		
<b>Project:</b> Romc Soil Investigation(Romc EPA) - 2081 Bay Road, East Palo Alto, CA		

Run #	File ID	DF	Analyzed	By	Prep Date	Prep Batch	Analytical Batch
Run #1	HH15262.D	1	07/20/11	JH	07/18/11	OP4249	GHH525
Run #2							

Run #	Initial Weight	Final Volume
Run #1	10.2 g	1.0 ml
Run #2		

### TPH Extractable w/ Silica Gel Cleanup

CAS No.	Compound	Result	RL	MDL	Units	Q
	TPH (C10-C28)	ND	9.8	4.9	mg/kg	
	TPH (> C28-C40)	ND	20	9.8	mg/kg	

CAS No.	Surrogate Recoveries	Run# 1	Run# 2	Limits
630-01-3	Hexacosane	48%		45-140%

(a) All results reported on wet weight basis.

ND = Not detected      MDL - Method Detection Limit  
 RL = Reporting Limit  
 E = Indicates value exceeds calibration range

J = Indicates an estimated value  
 B = Indicates analyte found in associated method blank  
 N = Indicates presumptive evidence of a compound

## Report of Analysis

<b>Client Sample ID:</b>	QR3,4-1.0	<b>Date Sampled:</b>	07/13/11
<b>Lab Sample ID:</b>	C16985-4	<b>Date Received:</b>	07/14/11
<b>Matrix:</b>	SO - Soil	<b>Percent Solids:</b>	n/a <sup>a</sup>
<b>Project:</b>	Romic Soil Investigation(Romic EPA) - 2081 Bay Road,East Palo Alto,CA		

## Metals Analysis

Analyte	Result	RL	Units	DF	Prep	Analyzed By	Method	Prep Method
Antimony	< 1.8	1.8	mg/kg	1	07/15/11	07/18/11 RS	SW846 6010B <sup>1</sup>	SW846 3050B <sup>3</sup>
Arsenic	< 1.8	1.8	mg/kg	1	07/15/11	07/18/11 RS	SW846 6010B <sup>1</sup>	SW846 3050B <sup>3</sup>
Barium	75.3	18	mg/kg	1	07/15/11	07/18/11 RS	SW846 6010B <sup>1</sup>	SW846 3050B <sup>3</sup>
Beryllium	< 0.88	0.88	mg/kg	1	07/15/11	07/18/11 RS	SW846 6010B <sup>1</sup>	SW846 3050B <sup>3</sup>
Cadmium	< 0.88	0.88	mg/kg	1	07/15/11	07/18/11 RS	SW846 6010B <sup>1</sup>	SW846 3050B <sup>3</sup>
Chromium	128	0.88	mg/kg	1	07/15/11	07/18/11 RS	SW846 6010B <sup>1</sup>	SW846 3050B <sup>3</sup>
Cobalt	28.3	0.88	mg/kg	1	07/15/11	07/18/11 RS	SW846 6010B <sup>1</sup>	SW846 3050B <sup>3</sup>
Copper	83.2	2.2	mg/kg	1	07/15/11	07/18/11 RS	SW846 6010B <sup>1</sup>	SW846 3050B <sup>3</sup>
Lead	2.5	1.8	mg/kg	1	07/15/11	07/18/11 RS	SW846 6010B <sup>1</sup>	SW846 3050B <sup>3</sup>
Mercury	< 0.038	0.038	mg/kg	1	07/18/11	07/19/11 RW	SW846 7471A <sup>2</sup>	SW846 7471A <sup>4</sup>
Molybdenum	< 1.8	1.8	mg/kg	1	07/15/11	07/18/11 RS	SW846 6010B <sup>1</sup>	SW846 3050B <sup>3</sup>
Nickel	68.1	0.88	mg/kg	1	07/15/11	07/18/11 RS	SW846 6010B <sup>1</sup>	SW846 3050B <sup>3</sup>
Selenium	< 1.8	1.8	mg/kg	1	07/15/11	07/18/11 RS	SW846 6010B <sup>1</sup>	SW846 3050B <sup>3</sup>
Silver <sup>b</sup>	< 1.8	1.8	mg/kg	1	07/15/11	07/18/11 RS	SW846 6010B <sup>1</sup>	SW846 3050B <sup>3</sup>
Thallium <sup>b</sup>	< 18	18	mg/kg	1	07/15/11	07/18/11 RS	SW846 6010B <sup>1</sup>	SW846 3050B <sup>3</sup>
Vanadium	88.8	0.88	mg/kg	1	07/15/11	07/18/11 RS	SW846 6010B <sup>1</sup>	SW846 3050B <sup>3</sup>
Zinc	62.1	1.8	mg/kg	1	07/15/11	07/18/11 RS	SW846 6010B <sup>1</sup>	SW846 3050B <sup>3</sup>

(1) Instrument QC Batch: MA1991

(2) Instrument QC Batch: MA1994

(3) Prep QC Batch: MP3716

(4) Prep QC Batch: MP3736

(a) All results reported on wet weight basis.

(b) Elevated reporting limit(s) due to matrix interference.

RL = Reporting Limit

## Report of Analysis

<b>Client Sample ID:</b>	QR3,4-3.5	<b>Date Sampled:</b>	07/13/11
<b>Lab Sample ID:</b>	C16985-5	<b>Date Received:</b>	07/14/11
<b>Matrix:</b>	SO - Soil	<b>Percent Solids:</b>	n/a <sup>a</sup>
<b>Method:</b>	SW846 8260B	<b>Project:</b> Romic Soil Investigation(Romic EPA) - 2081 Bay Road,East Palo Alto,CA	

Run #	File ID	DF	Analyzed	By	Prep Date	Prep Batch	Analytical Batch
Run #1	M25917.D	1	07/25/11	TN	n/a	n/a	VM826
Run #2							

Run #	Initial Weight
Run #1	6.16 g
Run #2	

## VOA 8260 List

CAS No.	Compound	Result	RL	MDL	Units	Q
67-64-1	Acetone	76.1	81	16	ug/kg	J
71-43-2	Benzene	ND	4.1	1.2	ug/kg	
108-86-1	Bromobenzene	ND	4.1	1.2	ug/kg	
74-97-5	Bromochloromethane	ND	4.1	1.2	ug/kg	
75-27-4	Bromodichloromethane <sup>b</sup>	ND	4.1	0.81	ug/kg	
75-25-2	Bromoform	ND	4.1	0.81	ug/kg	
104-51-8	n-Butylbenzene	ND	4.1	1.2	ug/kg	
135-98-8	sec-Butylbenzene	ND	4.1	1.2	ug/kg	
98-06-6	tert-Butylbenzene	ND	4.1	1.2	ug/kg	
108-90-7	Chlorobenzene	ND	4.1	1.2	ug/kg	
75-00-3	Chloroethane	ND	4.1	1.2	ug/kg	
67-66-3	Chloroform	ND	4.1	1.2	ug/kg	
95-49-8	o-Chlorotoluene	ND	4.1	1.2	ug/kg	
106-43-4	p-Chlorotoluene	ND	4.1	1.2	ug/kg	
56-23-5	Carbon tetrachloride	ND	4.1	0.81	ug/kg	
75-34-3	1,1-Dichloroethane	ND	4.1	0.81	ug/kg	
75-35-4	1,1-Dichloroethylene	ND	4.1	1.2	ug/kg	
563-58-6	1,1-Dichloropropene	ND	4.1	1.2	ug/kg	
96-12-8	1,2-Dibromo-3-chloropropane	ND	4.1	0.81	ug/kg	
106-93-4	1,2-Dibromoethane	ND	4.1	0.81	ug/kg	
107-06-2	1,2-Dichloroethane	ND	4.1	1.2	ug/kg	
78-87-5	1,2-Dichloropropane	ND	4.1	1.2	ug/kg	
142-28-9	1,3-Dichloropropane	ND	4.1	1.2	ug/kg	
108-20-3	Di-Isopropyl ether	ND	4.1	1.2	ug/kg	
594-20-7	2,2-Dichloropropane	ND	4.1	1.2	ug/kg	
124-48-1	Dibromochloromethane	ND	4.1	0.81	ug/kg	
75-71-8	Dichlorodifluoromethane	ND	4.1	0.81	ug/kg	
156-59-2	cis-1,2-Dichloroethylene	4.0	4.1	1.2	ug/kg	J
10061-01-5	cis-1,3-Dichloropropene	ND	4.1	1.2	ug/kg	
541-73-1	m-Dichlorobenzene	ND	4.1	1.2	ug/kg	
95-50-1	o-Dichlorobenzene	ND	4.1	1.2	ug/kg	
106-46-7	p-Dichlorobenzene	ND	4.1	1.2	ug/kg	

ND = Not detected MDL - Method Detection Limit

RL = Reporting Limit

E = Indicates value exceeds calibration range

J = Indicates an estimated value

B = Indicates analyte found in associated method blank

N = Indicates presumptive evidence of a compound

## Report of Analysis

<b>Client Sample ID:</b>	QR3,4-3.5	<b>Date Sampled:</b>	07/13/11
<b>Lab Sample ID:</b>	C16985-5	<b>Date Received:</b>	07/14/11
<b>Matrix:</b>	SO - Soil	<b>Percent Solids:</b>	n/a <sup>a</sup>
<b>Method:</b>	SW846 8260B	<b>Project:</b> Romic Soil Investigation(Romic EPA) - 2081 Bay Road,East Palo Alto,CA	

## VOA 8260 List

CAS No.	Compound	Result	RL	MDL	Units	Q
156-60-5	trans-1,2-Dichloroethylene	1.2	4.1	1.2	ug/kg	J
10061-02-6	trans-1,3-Dichloropropene	ND	4.1	1.2	ug/kg	
100-41-4	Ethylbenzene	ND	4.1	1.2	ug/kg	
637-92-3	Ethyl tert-Butyl Ether	ND	4.1	1.2	ug/kg	
591-78-6	2-Hexanone	ND	32	4.1	ug/kg	
87-68-3	Hexachlorobutadiene	ND	4.1	0.81	ug/kg	
98-82-8	Isopropylbenzene	ND	4.1	1.2	ug/kg	
99-87-6	p-Isopropyltoluene	ND	4.1	1.2	ug/kg	
108-10-1	4-Methyl-2-pentanone	ND	32	12	ug/kg	
74-83-9	Methyl bromide	ND	4.1	2.0	ug/kg	
74-87-3	Methyl chloride	ND	4.1	1.2	ug/kg	
74-95-3	Methylene bromide	ND	4.1	2.0	ug/kg	
75-09-2	Methylene chloride	ND	20	13	ug/kg	
78-93-3	Methyl ethyl ketone	17.9	32	9.7	ug/kg	J
1634-04-4	Methyl Tert Butyl Ether	ND	4.1	0.81	ug/kg	
91-20-3	Naphthalene	ND	4.1	1.2	ug/kg	
103-65-1	n-Propylbenzene	ND	4.1	1.2	ug/kg	
100-42-5	Styrene	ND	4.1	0.81	ug/kg	
994-05-8	Tert-Amyl Methyl Ether	ND	4.1	0.97	ug/kg	
75-65-0	Tert Butyl Alcohol <sup>b</sup>	ND	32	8.1	ug/kg	
630-20-6	1,1,1,2-Tetrachloroethane	ND	4.1	0.81	ug/kg	
71-55-6	1,1,1-Trichloroethane	ND	4.1	1.2	ug/kg	
79-34-5	1,1,2,2-Tetrachloroethane	ND	4.1	0.81	ug/kg	
79-00-5	1,1,2-Trichloroethane	ND	4.1	0.81	ug/kg	
87-61-6	1,2,3-Trichlorobenzene	ND	4.1	1.2	ug/kg	
96-18-4	1,2,3-Trichloropropane	ND	4.1	1.2	ug/kg	
120-82-1	1,2,4-Trichlorobenzene	ND	4.1	1.2	ug/kg	
95-63-6	1,2,4-Trimethylbenzene	ND	4.1	1.2	ug/kg	
108-67-8	1,3,5-Trimethylbenzene	ND	4.1	1.2	ug/kg	
127-18-4	Tetrachloroethylene	ND	4.1	2.8	ug/kg	
108-88-3	Toluene	ND	4.1	1.2	ug/kg	
79-01-6	Trichloroethylene	ND	4.1	0.81	ug/kg	
75-69-4	Trichlorofluoromethane	ND	4.1	0.97	ug/kg	
75-01-4	Vinyl chloride	ND	4.1	2.0	ug/kg	
1330-20-7	Xylene (total)	ND	8.1	3.2	ug/kg	

CAS No.	Surrogate Recoveries	Run# 1	Run# 2	Limits
1868-53-7	Dibromofluoromethane	108%		60-130%
2037-26-5	Toluene-D8	97%		60-130%

ND = Not detected MDL - Method Detection Limit

RL = Reporting Limit

E = Indicates value exceeds calibration range

J = Indicates an estimated value

B = Indicates analyte found in associated method blank

N = Indicates presumptive evidence of a compound

## Report of Analysis

<b>Client Sample ID:</b>	QR3,4-3.5	<b>Date Sampled:</b>	07/13/11
<b>Lab Sample ID:</b>	C16985-5	<b>Date Received:</b>	07/14/11
<b>Matrix:</b>	SO - Soil	<b>Percent Solids:</b>	n/a <sup>a</sup>
<b>Method:</b>	SW846 8260B	<b>Project:</b> Romic Soil Investigation(Romic EPA) - 2081 Bay Road,East Palo Alto,CA	

### VOA 8260 List

CAS No.	Surrogate Recoveries	Run# 1	Run# 2	Limits
460-00-4	4-Bromofluorobenzene	105%		60-130%

- (a) All results reported on wet weight basis.
- (b) CCV outside of control limits (biased high); not detected in sample.

---

ND = Not detected      MDL - Method Detection Limit      J = Indicates an estimated value  
 RL = Reporting Limit      B = Indicates analyte found in associated method blank  
 E = Indicates value exceeds calibration range      N = Indicates presumptive evidence of a compound



## Report of Analysis

<b>Client Sample ID:</b> QR3,4-3.5	<b>Date Sampled:</b> 07/13/11
<b>Lab Sample ID:</b> C16985-5	<b>Date Received:</b> 07/14/11
<b>Matrix:</b> SO - Soil	<b>Percent Solids:</b> n/a <sup>a</sup>
<b>Method:</b> SW846 8015B	
<b>Project:</b> Romic Soil Investigation(Romic EPA) - 2081 Bay Road, East Palo Alto, CA	

Run #	File ID	DF	Analyzed	By	Prep Date	Prep Batch	Analytical Batch
Run #1	JK21163.D	1	07/22/11	TT	n/a	n/a	GJK876
Run #2							

Run #	Initial Weight
Run #1	5.13 g
Run #2	

### TPH Volatiles

CAS No.	Compound	Result	RL	MDL	Units	Q
	TPH-GRO (C6-C10)	ND	0.097	0.049	mg/kg	
CAS No.	Surrogate Recoveries	Run# 1	Run# 2	Limits		
98-08-8	aaa-Trifluorotoluene	90%		60-157%		

(a) All results reported on wet weight basis.

ND = Not detected      MDL - Method Detection Limit  
 RL = Reporting Limit  
 E = Indicates value exceeds calibration range

J = Indicates an estimated value  
 B = Indicates analyte found in associated method blank  
 N = Indicates presumptive evidence of a compound

## Report of Analysis

<b>Client Sample ID:</b> QR3,4-3.5	<b>Date Sampled:</b> 07/13/11
<b>Lab Sample ID:</b> C16985-5	<b>Date Received:</b> 07/14/11
<b>Matrix:</b> SO - Soil	<b>Percent Solids:</b> n/a <sup>a</sup>
<b>Method:</b> SW846 8015B M SW846 3545A	
<b>Project:</b> Romic Soil Investigation(Romic EPA) - 2081 Bay Road, East Palo Alto, CA	

Run #	File ID	DF	Analyzed	By	Prep Date	Prep Batch	Analytical Batch
Run #1	GG26952.D	1	07/20/11	JH	07/18/11	OP4249	GGG725
Run #2							

Run #	Initial Weight	Final Volume
Run #1	10.2 g	1.0 ml
Run #2		

### TPH Extractable w/ Silica Gel Cleanup

CAS No.	Compound	Result	RL	MDL	Units	Q
	TPH (C10-C28)	7.05	9.8	4.9	mg/kg	J
	TPH (> C28-C40)	ND	20	9.8	mg/kg	

CAS No.	Surrogate Recoveries	Run# 1	Run# 2	Limits
630-01-3	Hexacosane	49%		45-140%

(a) All results reported on wet weight basis.

ND = Not detected      MDL - Method Detection Limit  
 RL = Reporting Limit  
 E = Indicates value exceeds calibration range

J = Indicates an estimated value  
 B = Indicates analyte found in associated method blank  
 N = Indicates presumptive evidence of a compound

## Report of Analysis

<b>Client Sample ID:</b> QR3,4-3.5	<b>Date Sampled:</b> 07/13/11
<b>Lab Sample ID:</b> C16985-5	<b>Date Received:</b> 07/14/11
<b>Matrix:</b> SO - Soil	<b>Percent Solids:</b> n/a <sup>a</sup>
<b>Project:</b> Romic Soil Investigation(Romic EPA) - 2081 Bay Road,East Palo Alto,CA	

### Metals Analysis

Analyte	Result	RL	Units	DF	Prep	Analyzed By	Method	Prep Method
Cadmium	< 0.91	0.91	mg/kg	1	07/15/11	07/18/11 RS	SW846 6010B <sup>1</sup>	SW846 3050B <sup>2</sup>
Chromium	36.1	0.91	mg/kg	1	07/15/11	07/18/11 RS	SW846 6010B <sup>1</sup>	SW846 3050B <sup>2</sup>
Lead <sup>b</sup>	< 3.6	3.6	mg/kg	1	07/15/11	07/18/11 RS	SW846 6010B <sup>1</sup>	SW846 3050B <sup>2</sup>

(1) Instrument QC Batch: MA1991

(2) Prep QC Batch: MP3716

(a) All results reported on wet weight basis.

(b) Elevated reporting limit(s) due to matrix interference.

---

RL = Reporting Limit

## Report of Analysis

<b>Client Sample ID:</b>	QR3,4-6.5	<b>Date Sampled:</b>	07/13/11
<b>Lab Sample ID:</b>	C16985-6	<b>Date Received:</b>	07/14/11
<b>Matrix:</b>	SO - Soil	<b>Percent Solids:</b>	n/a <sup>a</sup>
<b>Method:</b>	SW846 8260B	<b>Project:</b> Romic Soil Investigation(Romic EPA) - 2081 Bay Road,East Palo Alto,CA	

Run #1	File ID	DF	Analyzed	By	Prep Date	Prep Batch	Analytical Batch
Run #2	M25918.D	1	07/25/11	TN	n/a	n/a	VM826

Run #1	Initial Weight
Run #2	6.32 g

## VOA 8260 List

CAS No.	Compound	Result	RL	MDL	Units	Q
67-64-1	Acetone	34.0	79	16	ug/kg	J
71-43-2	Benzene	ND	4.0	1.2	ug/kg	
108-86-1	Bromobenzene	ND	4.0	1.2	ug/kg	
74-97-5	Bromochloromethane	ND	4.0	1.2	ug/kg	
75-27-4	Bromodichloromethane <sup>b</sup>	ND	4.0	0.79	ug/kg	
75-25-2	Bromoform	ND	4.0	0.79	ug/kg	
104-51-8	n-Butylbenzene	ND	4.0	1.2	ug/kg	
135-98-8	sec-Butylbenzene	ND	4.0	1.2	ug/kg	
98-06-6	tert-Butylbenzene	ND	4.0	1.2	ug/kg	
108-90-7	Chlorobenzene	ND	4.0	1.2	ug/kg	
75-00-3	Chloroethane	ND	4.0	1.2	ug/kg	
67-66-3	Chloroform	ND	4.0	1.2	ug/kg	
95-49-8	o-Chlorotoluene	ND	4.0	1.2	ug/kg	
106-43-4	p-Chlorotoluene	ND	4.0	1.2	ug/kg	
56-23-5	Carbon tetrachloride	ND	4.0	0.79	ug/kg	
75-34-3	1,1-Dichloroethane	ND	4.0	0.79	ug/kg	
75-35-4	1,1-Dichloroethylene	ND	4.0	1.2	ug/kg	
563-58-6	1,1-Dichloropropene	ND	4.0	1.2	ug/kg	
96-12-8	1,2-Dibromo-3-chloropropane	ND	4.0	0.79	ug/kg	
106-93-4	1,2-Dibromoethane	ND	4.0	0.79	ug/kg	
107-06-2	1,2-Dichloroethane	ND	4.0	1.2	ug/kg	
78-87-5	1,2-Dichloropropane	ND	4.0	1.2	ug/kg	
142-28-9	1,3-Dichloropropane	ND	4.0	1.2	ug/kg	
108-20-3	Di-Isopropyl ether	ND	4.0	1.2	ug/kg	
594-20-7	2,2-Dichloropropane	ND	4.0	1.2	ug/kg	
124-48-1	Dibromochloromethane	ND	4.0	0.79	ug/kg	
75-71-8	Dichlorodifluoromethane	ND	4.0	0.79	ug/kg	
156-59-2	cis-1,2-Dichloroethylene	ND	4.0	1.2	ug/kg	
10061-01-5	cis-1,3-Dichloropropene	ND	4.0	1.2	ug/kg	
541-73-1	m-Dichlorobenzene	ND	4.0	1.2	ug/kg	
95-50-1	o-Dichlorobenzene	ND	4.0	1.2	ug/kg	
106-46-7	p-Dichlorobenzene	ND	4.0	1.2	ug/kg	

ND = Not detected MDL - Method Detection Limit

RL = Reporting Limit

E = Indicates value exceeds calibration range

J = Indicates an estimated value

B = Indicates analyte found in associated method blank

N = Indicates presumptive evidence of a compound

## Report of Analysis

<b>Client Sample ID:</b>	QR3,4-6.5	<b>Date Sampled:</b>	07/13/11
<b>Lab Sample ID:</b>	C16985-6	<b>Date Received:</b>	07/14/11
<b>Matrix:</b>	SO - Soil	<b>Percent Solids:</b>	n/a <sup>a</sup>
<b>Method:</b>	SW846 8260B		
<b>Project:</b>	Romic Soil Investigation(Romic EPA) - 2081 Bay Road,East Palo Alto,CA		

## VOA 8260 List

CAS No.	Compound	Result	RL	MDL	Units	Q
156-60-5	trans-1,2-Dichloroethylene	ND	4.0	1.2	ug/kg	
10061-02-6	trans-1,3-Dichloropropene	ND	4.0	1.2	ug/kg	
100-41-4	Ethylbenzene	ND	4.0	1.2	ug/kg	
637-92-3	Ethyl tert-Butyl Ether	ND	4.0	1.2	ug/kg	
591-78-6	2-Hexanone	ND	32	4.0	ug/kg	
87-68-3	Hexachlorobutadiene	ND	4.0	0.79	ug/kg	
98-82-8	Isopropylbenzene	ND	4.0	1.2	ug/kg	
99-87-6	p-Isopropyltoluene	ND	4.0	1.2	ug/kg	
108-10-1	4-Methyl-2-pentanone	ND	32	12	ug/kg	
74-83-9	Methyl bromide	ND	4.0	2.0	ug/kg	
74-87-3	Methyl chloride	ND	4.0	1.2	ug/kg	
74-95-3	Methylene bromide	ND	4.0	2.0	ug/kg	
75-09-2	Methylene chloride	ND	20	13	ug/kg	
78-93-3	Methyl ethyl ketone	ND	32	9.5	ug/kg	
1634-04-4	Methyl Tert Butyl Ether	ND	4.0	0.79	ug/kg	
91-20-3	Naphthalene	ND	4.0	1.2	ug/kg	
103-65-1	n-Propylbenzene	ND	4.0	1.2	ug/kg	
100-42-5	Styrene	ND	4.0	0.79	ug/kg	
994-05-8	Tert-Amyl Methyl Ether	ND	4.0	0.95	ug/kg	
75-65-0	Tert Butyl Alcohol <sup>b</sup>	ND	32	7.9	ug/kg	
630-20-6	1,1,1,2-Tetrachloroethane	ND	4.0	0.79	ug/kg	
71-55-6	1,1,1-Trichloroethane	ND	4.0	1.2	ug/kg	
79-34-5	1,1,2,2-Tetrachloroethane	ND	4.0	0.79	ug/kg	
79-00-5	1,1,2-Trichloroethane	ND	4.0	0.79	ug/kg	
87-61-6	1,2,3-Trichlorobenzene	ND	4.0	1.2	ug/kg	
96-18-4	1,2,3-Trichloropropane	ND	4.0	1.2	ug/kg	
120-82-1	1,2,4-Trichlorobenzene	ND	4.0	1.2	ug/kg	
95-63-6	1,2,4-Trimethylbenzene	ND	4.0	1.2	ug/kg	
108-67-8	1,3,5-Trimethylbenzene	ND	4.0	1.2	ug/kg	
127-18-4	Tetrachloroethylene	ND	4.0	2.8	ug/kg	
108-88-3	Toluene	ND	4.0	1.2	ug/kg	
79-01-6	Trichloroethylene	ND	4.0	0.79	ug/kg	
75-69-4	Trichlorofluoromethane	ND	4.0	0.95	ug/kg	
75-01-4	Vinyl chloride	ND	4.0	2.0	ug/kg	
1330-20-7	Xylene (total)	ND	7.9	3.2	ug/kg	

CAS No.	Surrogate Recoveries	Run# 1	Run# 2	Limits
1868-53-7	Dibromofluoromethane	108%		60-130%
2037-26-5	Toluene-D8	93%		60-130%

ND = Not detected MDL - Method Detection Limit

RL = Reporting Limit

E = Indicates value exceeds calibration range

J = Indicates an estimated value

B = Indicates analyte found in associated method blank

N = Indicates presumptive evidence of a compound

## Report of Analysis

<b>Client Sample ID:</b>	QR3,4-6.5	<b>Date Sampled:</b>	07/13/11
<b>Lab Sample ID:</b>	C16985-6	<b>Date Received:</b>	07/14/11
<b>Matrix:</b>	SO - Soil	<b>Percent Solids:</b>	n/a <sup>a</sup>
<b>Method:</b>	SW846 8260B	<b>Project:</b> Romic Soil Investigation(Romic EPA) - 2081 Bay Road,East Palo Alto,CA	

### VOA 8260 List

CAS No.	Surrogate Recoveries	Run# 1	Run# 2	Limits
460-00-4	4-Bromofluorobenzene	105%		60-130%

- (a) All results reported on wet weight basis.
- (b) CCV outside of control limits (biased high); not detected in sample.

---

ND = Not detected      MDL - Method Detection Limit      J = Indicates an estimated value  
 RL = Reporting Limit      B = Indicates analyte found in associated method blank  
 E = Indicates value exceeds calibration range      N = Indicates presumptive evidence of a compound

## Report of Analysis

<b>Client Sample ID:</b> QR3,4-6.5	<b>Date Sampled:</b> 07/13/11
<b>Lab Sample ID:</b> C16985-6	<b>Date Received:</b> 07/14/11
<b>Matrix:</b> SO - Soil	<b>Percent Solids:</b> n/a <sup>a</sup>
<b>Method:</b> SW846 8015B	
<b>Project:</b> Romic Soil Investigation(Romic EPA) - 2081 Bay Road, East Palo Alto, CA	

Run #	File ID	DF	Analyzed	By	Prep Date	Prep Batch	Analytical Batch
Run #1	JK21218.D	1	07/24/11	TT	n/a	n/a	GJK878
Run #2							

Run #	Initial Weight
Run #1	5.00 g
Run #2	

**TPH Volatiles**

CAS No.	Compound	Result	RL	MDL	Units	Q
	TPH-GRO (C6-C10)	ND	0.10	0.050	mg/kg	
CAS No.	Surrogate Recoveries	Run# 1	Run# 2	Limits		
98-08-8	aaa-Trifluorotoluene	90%		60-157%		

(a) All results reported on wet weight basis.

ND = Not detected      MDL - Method Detection Limit  
 RL = Reporting Limit  
 E = Indicates value exceeds calibration range

J = Indicates an estimated value  
 B = Indicates analyte found in associated method blank  
 N = Indicates presumptive evidence of a compound

## Report of Analysis

<b>Client Sample ID:</b> QR3,4-6.5		<b>Date Sampled:</b> 07/13/11
<b>Lab Sample ID:</b> C16985-6		<b>Date Received:</b> 07/14/11
<b>Matrix:</b> SO - Soil		<b>Percent Solids:</b> n/a <sup>a</sup>
<b>Method:</b> SW846 8015B M SW846 3545A		
<b>Project:</b> Romic Soil Investigation(Romic EPA) - 2081 Bay Road, East Palo Alto, CA		

Run #	File ID	DF	Analyzed	By	Prep Date	Prep Batch	Analytical Batch
Run #1	GG26953.D	1	07/20/11	JH	07/18/11	OP4249	GGG725
Run #2							

Run #	Initial Weight	Final Volume
Run #1	10.2 g	1.0 ml
Run #2		

### TPH Extractable w/ Silica Gel Cleanup

CAS No.	Compound	Result	RL	MDL	Units	Q
	TPH (C10-C28)	ND	9.8	4.9	mg/kg	
	TPH (> C28-C40)	ND	20	9.8	mg/kg	

CAS No.	Surrogate Recoveries	Run# 1	Run# 2	Limits
630-01-3	Hexacosane	67%		45-140%

(a) All results reported on wet weight basis.

ND = Not detected      MDL - Method Detection Limit  
 RL = Reporting Limit

J = Indicates an estimated value  
 B = Indicates analyte found in associated method blank  
 N = Indicates presumptive evidence of a compound



## Report of Analysis

<b>Client Sample ID:</b> QR3,4-6.5	<b>Date Sampled:</b> 07/13/11
<b>Lab Sample ID:</b> C16985-6	<b>Date Received:</b> 07/14/11
<b>Matrix:</b> SO - Soil	<b>Percent Solids:</b> n/a <sup>a</sup>
<b>Project:</b> Romic Soil Investigation(Romic EPA) - 2081 Bay Road,East Palo Alto,CA	

### Metals Analysis

Analyte	Result	RL	Units	DF	Prep	Analyzed By	Method	Prep Method
Cadmium	< 0.89	0.89	mg/kg	1	07/15/11	07/18/11 RS	SW846 6010B <sup>1</sup>	SW846 3050B <sup>2</sup>
Chromium	34.4	0.89	mg/kg	1	07/15/11	07/18/11 RS	SW846 6010B <sup>1</sup>	SW846 3050B <sup>2</sup>
Lead <sup>b</sup>	< 5.4	5.4	mg/kg	1	07/15/11	07/18/11 RS	SW846 6010B <sup>1</sup>	SW846 3050B <sup>2</sup>

(1) Instrument QC Batch: MA1991

(2) Prep QC Batch: MP3716

(a) All results reported on wet weight basis.

(b) Elevated reporting limit(s) due to matrix interference.

RL = Reporting Limit

## Report of Analysis

<b>Client Sample ID:</b>	QR4,5-1.3	<b>Date Sampled:</b>	07/13/11
<b>Lab Sample ID:</b>	C16985-7	<b>Date Received:</b>	07/14/11
<b>Matrix:</b>	SO - Soil	<b>Percent Solids:</b>	n/a <sup>a</sup>
<b>Method:</b>	SW846 8260B	<b>Project:</b> Romic Soil Investigation(Romic EPA) - 2081 Bay Road, East Palo Alto, CA	

Run #	File ID	DF	Analyzed	By	Prep Date	Prep Batch	Analytical Batch
Run #1	M25919.D	1	07/25/11	TN	n/a	n/a	VM826
Run #2							

Run #	Initial Weight
Run #1	6.60 g
Run #2	

## VOA 8260 List

CAS No.	Compound	Result	RL	MDL	Units	Q
67-64-1	Acetone	16.5	76	15	ug/kg	J
71-43-2	Benzene	ND	3.8	1.1	ug/kg	
108-86-1	Bromobenzene	ND	3.8	1.1	ug/kg	
74-97-5	Bromochloromethane	ND	3.8	1.1	ug/kg	
75-27-4	Bromodichloromethane <sup>b</sup>	ND	3.8	0.76	ug/kg	
75-25-2	Bromoform	ND	3.8	0.76	ug/kg	
104-51-8	n-Butylbenzene	ND	3.8	1.1	ug/kg	
135-98-8	sec-Butylbenzene	ND	3.8	1.1	ug/kg	
98-06-6	tert-Butylbenzene	ND	3.8	1.1	ug/kg	
108-90-7	Chlorobenzene	1.3	3.8	1.1	ug/kg	J
75-00-3	Chloroethane	ND	3.8	1.1	ug/kg	
67-66-3	Chloroform	ND	3.8	1.1	ug/kg	
95-49-8	o-Chlorotoluene	ND	3.8	1.1	ug/kg	
106-43-4	p-Chlorotoluene	ND	3.8	1.1	ug/kg	
56-23-5	Carbon tetrachloride	ND	3.8	0.76	ug/kg	
75-34-3	1,1-Dichloroethane	ND	3.8	0.76	ug/kg	
75-35-4	1,1-Dichloroethylene	ND	3.8	1.1	ug/kg	
563-58-6	1,1-Dichloropropene	ND	3.8	1.1	ug/kg	
96-12-8	1,2-Dibromo-3-chloropropane	ND	3.8	0.76	ug/kg	
106-93-4	1,2-Dibromoethane	ND	3.8	0.76	ug/kg	
107-06-2	1,2-Dichloroethane	ND	3.8	1.1	ug/kg	
78-87-5	1,2-Dichloropropane	ND	3.8	1.1	ug/kg	
142-28-9	1,3-Dichloropropane	ND	3.8	1.1	ug/kg	
108-20-3	Di-Isopropyl ether	ND	3.8	1.1	ug/kg	
594-20-7	2,2-Dichloropropane	ND	3.8	1.1	ug/kg	
124-48-1	Dibromochloromethane	ND	3.8	0.76	ug/kg	
75-71-8	Dichlorodifluoromethane	ND	3.8	0.76	ug/kg	
156-59-2	cis-1,2-Dichloroethylene	2.2	3.8	1.1	ug/kg	J
10061-01-5	cis-1,3-Dichloropropene	ND	3.8	1.1	ug/kg	
541-73-1	m-Dichlorobenzene	ND	3.8	1.1	ug/kg	
95-50-1	o-Dichlorobenzene	ND	3.8	1.1	ug/kg	
106-46-7	p-Dichlorobenzene	ND	3.8	1.1	ug/kg	

ND = Not detected MDL - Method Detection Limit

RL = Reporting Limit

E = Indicates value exceeds calibration range

J = Indicates an estimated value

B = Indicates analyte found in associated method blank

N = Indicates presumptive evidence of a compound

## Report of Analysis

<b>Client Sample ID:</b>	QR4,5-1.3	<b>Date Sampled:</b>	07/13/11
<b>Lab Sample ID:</b>	C16985-7	<b>Date Received:</b>	07/14/11
<b>Matrix:</b>	SO - Soil	<b>Percent Solids:</b>	n/a <sup>a</sup>
<b>Method:</b>	SW846 8260B		
<b>Project:</b>	Romic Soil Investigation(Romic EPA) - 2081 Bay Road,East Palo Alto,CA		

## VOA 8260 List

CAS No.	Compound	Result	RL	MDL	Units	Q
156-60-5	trans-1,2-Dichloroethylene	5.2	3.8	1.1	ug/kg	
10061-02-6	trans-1,3-Dichloropropene	ND	3.8	1.1	ug/kg	
100-41-4	Ethylbenzene	ND	3.8	1.1	ug/kg	
637-92-3	Ethyl tert-Butyl Ether	ND	3.8	1.1	ug/kg	
591-78-6	2-Hexanone	ND	30	3.8	ug/kg	
87-68-3	Hexachlorobutadiene	ND	3.8	0.76	ug/kg	
98-82-8	Isopropylbenzene	ND	3.8	1.1	ug/kg	
99-87-6	p-Isopropyltoluene	ND	3.8	1.1	ug/kg	
108-10-1	4-Methyl-2-pentanone	ND	30	11	ug/kg	
74-83-9	Methyl bromide	ND	3.8	1.9	ug/kg	
74-87-3	Methyl chloride	ND	3.8	1.1	ug/kg	
74-95-3	Methylene bromide	ND	3.8	1.9	ug/kg	
75-09-2	Methylene chloride	ND	19	12	ug/kg	
78-93-3	Methyl ethyl ketone	ND	30	9.1	ug/kg	
1634-04-4	Methyl Tert Butyl Ether	ND	3.8	0.76	ug/kg	
91-20-3	Naphthalene	ND	3.8	1.1	ug/kg	
103-65-1	n-Propylbenzene	ND	3.8	1.1	ug/kg	
100-42-5	Styrene	ND	3.8	0.76	ug/kg	
994-05-8	Tert-Amyl Methyl Ether	ND	3.8	0.91	ug/kg	
75-65-0	Tert Butyl Alcohol <sup>b</sup>	ND	30	7.6	ug/kg	
630-20-6	1,1,1,2-Tetrachloroethane	ND	3.8	0.76	ug/kg	
71-55-6	1,1,1-Trichloroethane	ND	3.8	1.1	ug/kg	
79-34-5	1,1,2,2-Tetrachloroethane	ND	3.8	0.76	ug/kg	
79-00-5	1,1,2-Trichloroethane	ND	3.8	0.76	ug/kg	
87-61-6	1,2,3-Trichlorobenzene	ND	3.8	1.1	ug/kg	
96-18-4	1,2,3-Trichloropropane	ND	3.8	1.1	ug/kg	
120-82-1	1,2,4-Trichlorobenzene	ND	3.8	1.1	ug/kg	
95-63-6	1,2,4-Trimethylbenzene	ND	3.8	1.1	ug/kg	
108-67-8	1,3,5-Trimethylbenzene	ND	3.8	1.1	ug/kg	
127-18-4	Tetrachloroethylene	4.0	3.8	2.7	ug/kg	
108-88-3	Toluene	ND	3.8	1.1	ug/kg	
79-01-6	Trichloroethylene	5.2	3.8	0.76	ug/kg	
75-69-4	Trichlorofluoromethane	ND	3.8	0.91	ug/kg	
75-01-4	Vinyl chloride	ND	3.8	1.9	ug/kg	
1330-20-7	Xylene (total)	ND	7.6	3.0	ug/kg	

CAS No.	Surrogate Recoveries	Run# 1	Run# 2	Limits
1868-53-7	Dibromofluoromethane	109%		60-130%
2037-26-5	Toluene-D8	97%		60-130%

ND = Not detected MDL - Method Detection Limit

RL = Reporting Limit

E = Indicates value exceeds calibration range

J = Indicates an estimated value

B = Indicates analyte found in associated method blank

N = Indicates presumptive evidence of a compound

## Report of Analysis

<b>Client Sample ID:</b> QR4,5-1.3	
<b>Lab Sample ID:</b> C16985-7	<b>Date Sampled:</b> 07/13/11
<b>Matrix:</b> SO - Soil	<b>Date Received:</b> 07/14/11
<b>Method:</b> SW846 8260B	<b>Percent Solids:</b> n/a <sup>a</sup>
<b>Project:</b> Romic Soil Investigation(Romic EPA) - 2081 Bay Road,East Palo Alto,CA	

### VOA 8260 List

CAS No.	Surrogate Recoveries	Run# 1	Run# 2	Limits
460-00-4	4-Bromofluorobenzene	111%		60-130%

- (a) All results reported on wet weight basis.
- (b) CCV outside of control limits (biased high); not detected in sample.

---

ND = Not detected      MDL - Method Detection Limit      J = Indicates an estimated value  
 RL = Reporting Limit      B = Indicates analyte found in associated method blank  
 E = Indicates value exceeds calibration range      N = Indicates presumptive evidence of a compound

## Report of Analysis

<b>Client Sample ID:</b> QR4,5-1.3		<b>Date Sampled:</b> 07/13/11
<b>Lab Sample ID:</b> C16985-7		<b>Date Received:</b> 07/14/11
<b>Matrix:</b> SO - Soil		<b>Percent Solids:</b> n/a <sup>a</sup>
<b>Method:</b> SW846 8015B		
<b>Project:</b> Romic Soil Investigation(Romic EPA) - 2081 Bay Road, East Palo Alto, CA		

Run #	File ID	DF	Analyzed	By	Prep Date	Prep Batch	Analytical Batch
Run #1	JK21219.D	1	07/24/11	TT	n/a	n/a	GJK878
Run #2							

Run #	Initial Weight
Run #1	5.12 g
Run #2	

**TPH Volatiles**

CAS No.	Compound	Result	RL	MDL	Units	Q
	TPH-GRO (C6-C10)	ND	0.098	0.049	mg/kg	
CAS No.	Surrogate Recoveries	Run# 1	Run# 2	Limits		
98-08-8	aaa-Trifluorotoluene	90%		60-157%		

(a) All results reported on wet weight basis.

ND = Not detected      MDL - Method Detection Limit  
 RL = Reporting Limit  
 E = Indicates value exceeds calibration range

J = Indicates an estimated value  
 B = Indicates analyte found in associated method blank  
 N = Indicates presumptive evidence of a compound

## Report of Analysis

<b>Client Sample ID:</b> QR4,5-1.3	<b>Date Sampled:</b> 07/13/11
<b>Lab Sample ID:</b> C16985-7	<b>Date Received:</b> 07/14/11
<b>Matrix:</b> SO - Soil	<b>Percent Solids:</b> n/a <sup>a</sup>
<b>Method:</b> SW846 8015B M SW846 3545A	
<b>Project:</b> Romic Soil Investigation(Romic EPA) - 2081 Bay Road, East Palo Alto, CA	

Run #	File ID	DF	Analyzed	By	Prep Date	Prep Batch	Analytical Batch
Run #1	GG26954.D	1	07/20/11	JH	07/18/11	OP4249	GGG725
Run #2							

Run #	Initial Weight	Final Volume
Run #1	10.3 g	1.0 ml
Run #2		

### TPH Extractable w/ Silica Gel Cleanup

CAS No.	Compound	Result	RL	MDL	Units	Q
	TPH (C10-C28)	7.24	9.7	4.9	mg/kg	J
	TPH (> C28-C40)	ND	19	9.7	mg/kg	

CAS No.	Surrogate Recoveries	Run# 1	Run# 2	Limits
630-01-3	Hexacosane	56%		45-140%

(a) All results reported on wet weight basis.

ND = Not detected      MDL - Method Detection Limit  
 RL = Reporting Limit  
 E = Indicates value exceeds calibration range

J = Indicates an estimated value  
 B = Indicates analyte found in associated method blank  
 N = Indicates presumptive evidence of a compound

## Report of Analysis

<b>Client Sample ID:</b> QR4,5-1.3	<b>Date Sampled:</b> 07/13/11
<b>Lab Sample ID:</b> C16985-7	<b>Date Received:</b> 07/14/11
<b>Matrix:</b> SO - Soil	<b>Percent Solids:</b> n/a <sup>a</sup>
<b>Project:</b> Romic Soil Investigation(Romic EPA) - 2081 Bay Road,East Palo Alto,CA	

### Metals Analysis

Analyte	Result	RL	Units	DF	Prep	Analyzed By	Method	Prep Method
Cadmium	< 0.91	0.91	mg/kg	1	07/15/11	07/19/11 RS	SW846 6010B <sup>1</sup>	SW846 3050B <sup>2</sup>
Chromium	105	0.91	mg/kg	1	07/15/11	07/19/11 RS	SW846 6010B <sup>1</sup>	SW846 3050B <sup>2</sup>
Lead <sup>b</sup>	< 18	18	mg/kg	1	07/15/11	07/19/11 RS	SW846 6010B <sup>1</sup>	SW846 3050B <sup>2</sup>

(1) Instrument QC Batch: MA1991

(2) Prep QC Batch: MP3716

(a) All results reported on wet weight basis.

(b) Elevated reporting limit(s) due to matrix interference.

RL = Reporting Limit

## Report of Analysis

<b>Client Sample ID:</b>	QR4,5-1.3	<b>Date Sampled:</b>	07/13/11
<b>Lab Sample ID:</b>	C16985-7A	<b>Date Received:</b>	07/14/11
<b>Matrix:</b>	SO - Soil	<b>Percent Solids:</b>	n/a <sup>a</sup>
<b>Method:</b>	SW846 8260B	<b>Project:</b> Romic Soil Investigation(Romic EPA) - 2081 Bay Road, East Palo Alto, CA	

Run #	File ID	DF	Analyzed	By	Prep Date	Prep Batch	Analytical Batch
Run #1	M25990.D	1	07/27/11	TN	n/a	n/a	VM828
Run #2							

Run #	Initial Weight
Run #1	5.16 g
Run #2	

## VOA 8260 List

CAS No.	Compound	Result	RL	MDL	Units	Q
67-64-1	Acetone	30.0	97	19	ug/kg	J
71-43-2	Benzene	ND	4.8	1.5	ug/kg	
108-86-1	Bromobenzene	ND	4.8	1.5	ug/kg	
74-97-5	Bromochloromethane	ND	4.8	1.5	ug/kg	
75-27-4	Bromodichloromethane	ND	4.8	0.97	ug/kg	
75-25-2	Bromoform	ND	4.8	0.97	ug/kg	
104-51-8	n-Butylbenzene	ND	4.8	1.5	ug/kg	
135-98-8	sec-Butylbenzene	ND	4.8	1.5	ug/kg	
98-06-6	tert-Butylbenzene	ND	4.8	1.5	ug/kg	
108-90-7	Chlorobenzene	1.9	4.8	1.5	ug/kg	J
75-00-3	Chloroethane	ND	4.8	1.5	ug/kg	
67-66-3	Chloroform	ND	4.8	1.5	ug/kg	
95-49-8	o-Chlorotoluene	ND	4.8	1.5	ug/kg	
106-43-4	p-Chlorotoluene	ND	4.8	1.5	ug/kg	
56-23-5	Carbon tetrachloride	ND	4.8	0.97	ug/kg	
75-34-3	1,1-Dichloroethane	ND	4.8	0.97	ug/kg	
75-35-4	1,1-Dichloroethylene	ND	4.8	1.5	ug/kg	
563-58-6	1,1-Dichloropropene	ND	4.8	1.5	ug/kg	
96-12-8	1,2-Dibromo-3-chloropropane	ND	4.8	0.97	ug/kg	
106-93-4	1,2-Dibromoethane	ND	4.8	0.97	ug/kg	
107-06-2	1,2-Dichloroethane	ND	4.8	1.5	ug/kg	
78-87-5	1,2-Dichloropropane	ND	4.8	1.5	ug/kg	
142-28-9	1,3-Dichloropropane	ND	4.8	1.5	ug/kg	
108-20-3	Di-Isopropyl ether	ND	4.8	1.5	ug/kg	
594-20-7	2,2-Dichloropropane	ND	4.8	1.5	ug/kg	
124-48-1	Dibromochloromethane	ND	4.8	0.97	ug/kg	
75-71-8	Dichlorodifluoromethane	ND	4.8	0.97	ug/kg	
156-59-2	cis-1,2-Dichloroethylene	3.0	4.8	1.5	ug/kg	J
10061-01-5	cis-1,3-Dichloropropene	ND	4.8	1.5	ug/kg	
541-73-1	m-Dichlorobenzene	ND	4.8	1.5	ug/kg	
95-50-1	o-Dichlorobenzene	ND	4.8	1.5	ug/kg	
106-46-7	p-Dichlorobenzene	ND	4.8	1.5	ug/kg	

ND = Not detected MDL - Method Detection Limit

RL = Reporting Limit

E = Indicates value exceeds calibration range

J = Indicates an estimated value

B = Indicates analyte found in associated method blank

N = Indicates presumptive evidence of a compound



## Report of Analysis

<b>Client Sample ID:</b>	QR4,5-1.3	<b>Date Sampled:</b>	07/13/11
<b>Lab Sample ID:</b>	C16985-7A	<b>Date Received:</b>	07/14/11
<b>Matrix:</b>	SO - Soil	<b>Percent Solids:</b>	n/a <sup>a</sup>
<b>Method:</b>	SW846 8260B		
<b>Project:</b>	Romic Soil Investigation(Romic EPA) - 2081 Bay Road,East Palo Alto,CA		

## VOA 8260 List

CAS No.	Compound	Result	RL	MDL	Units	Q
156-60-5	trans-1,2-Dichloroethylene	7.2	4.8	1.5	ug/kg	
10061-02-6	trans-1,3-Dichloropropene	ND	4.8	1.5	ug/kg	
100-41-4	Ethylbenzene	ND	4.8	1.5	ug/kg	
637-92-3	Ethyl tert-Butyl Ether	ND	4.8	1.5	ug/kg	
591-78-6	2-Hexanone	ND	39	4.8	ug/kg	
87-68-3	Hexachlorobutadiene	ND	4.8	0.97	ug/kg	
98-82-8	Isopropylbenzene	ND	4.8	1.5	ug/kg	
99-87-6	p-Isopropyltoluene	ND	4.8	1.5	ug/kg	
108-10-1	4-Methyl-2-pentanone	ND	39	15	ug/kg	
74-83-9	Methyl bromide	ND	4.8	2.4	ug/kg	
74-87-3	Methyl chloride	ND	4.8	1.5	ug/kg	
74-95-3	Methylene bromide	ND	4.8	2.4	ug/kg	
75-09-2	Methylene chloride	ND	24	16	ug/kg	
78-93-3	Methyl ethyl ketone	ND	39	12	ug/kg	
1634-04-4	Methyl Tert Butyl Ether	ND	4.8	0.97	ug/kg	
91-20-3	Naphthalene	ND	4.8	1.5	ug/kg	
103-65-1	n-Propylbenzene	ND	4.8	1.5	ug/kg	
100-42-5	Styrene	ND	4.8	0.97	ug/kg	
994-05-8	Tert-Amyl Methyl Ether	ND	4.8	1.2	ug/kg	
75-65-0	Tert Butyl Alcohol	ND	39	9.7	ug/kg	
630-20-6	1,1,1,2-Tetrachloroethane	ND	4.8	0.97	ug/kg	
71-55-6	1,1,1-Trichloroethane	ND	4.8	1.5	ug/kg	
79-34-5	1,1,2,2-Tetrachloroethane	ND	4.8	0.97	ug/kg	
79-00-5	1,1,2-Trichloroethane	ND	4.8	0.97	ug/kg	
87-61-6	1,2,3-Trichlorobenzene	ND	4.8	1.5	ug/kg	
96-18-4	1,2,3-Trichloropropane	ND	4.8	1.5	ug/kg	
120-82-1	1,2,4-Trichlorobenzene	ND	4.8	1.5	ug/kg	
95-63-6	1,2,4-Trimethylbenzene	ND	4.8	1.5	ug/kg	
108-67-8	1,3,5-Trimethylbenzene	ND	4.8	1.5	ug/kg	
127-18-4	Tetrachloroethylene	ND	4.8	3.4	ug/kg	
108-88-3	Toluene	ND	4.8	1.5	ug/kg	
79-01-6	Trichloroethylene	6.3	4.8	0.97	ug/kg	
75-69-4	Trichlorofluoromethane	ND	4.8	1.2	ug/kg	
75-01-4	Vinyl chloride	ND	4.8	2.4	ug/kg	
1330-20-7	Xylene (total)	ND	9.7	3.9	ug/kg	

CAS No.	Surrogate Recoveries	Run# 1	Run# 2	Limits
1868-53-7	Dibromofluoromethane	93%		60-130%
2037-26-5	Toluene-D8	94%		60-130%

ND = Not detected MDL - Method Detection Limit

RL = Reporting Limit

E = Indicates value exceeds calibration range

J = Indicates an estimated value

B = Indicates analyte found in associated method blank

N = Indicates presumptive evidence of a compound

## Report of Analysis

<b>Client Sample ID:</b> QR4,5-1.3		<b>Date Sampled:</b> 07/13/11
<b>Lab Sample ID:</b> C16985-7A		<b>Date Received:</b> 07/14/11
<b>Matrix:</b> SO - Soil		<b>Percent Solids:</b> n/a <sup>a</sup>
<b>Method:</b> SW846 8260B		
<b>Project:</b> Romic Soil Investigation(Romic EPA) - 2081 Bay Road, East Palo Alto, CA		

**VOA 8260 List**

CAS No.	Surrogate Recoveries	Run# 1	Run# 2	Limits
460-00-4	4-Bromofluorobenzene	101%		60-130%

(a) All results reported on wet weight basis.

ND = Not detected      MDL - Method Detection Limit  
 RL = Reporting Limit  
 E = Indicates value exceeds calibration range

J = Indicates an estimated value  
 B = Indicates analyte found in associated method blank  
 N = Indicates presumptive evidence of a compound

## Report of Analysis

<b>Client Sample ID:</b> QR4,5-1.3		<b>Date Sampled:</b> 07/13/11
<b>Lab Sample ID:</b> C16985-7A		<b>Date Received:</b> 07/14/11
<b>Matrix:</b> SO - Soil		<b>Percent Solids:</b> n/a <sup>a</sup>
<b>Method:</b> SW846 8015B		
<b>Project:</b> Romic Soil Investigation(Romic EPA) - 2081 Bay Road, East Palo Alto, CA		

Run #	File ID	DF	Analyzed	By	Prep Date	Prep Batch	Analytical Batch
Run #1	JK21220.D	1	07/24/11	TT	n/a	n/a	GJK878
Run #2							

Run #	Initial Weight
Run #1	5.38 g
Run #2	

**TPH Volatiles**

CAS No.	Compound	Result	RL	MDL	Units	Q
	TPH-GRO (C6-C10)	ND	0.093	0.046	mg/kg	
CAS No.	Surrogate Recoveries	Run# 1	Run# 2	Limits		
98-08-8	aaa-Trifluorotoluene	91%		60-157%		

(a) All results reported on wet weight basis.

ND = Not detected      MDL - Method Detection Limit  
 RL = Reporting Limit  
 E = Indicates value exceeds calibration range

J = Indicates an estimated value  
 B = Indicates analyte found in associated method blank  
 N = Indicates presumptive evidence of a compound

## Report of Analysis

<b>Client Sample ID:</b> QR4,5-1.3		<b>Date Sampled:</b> 07/13/11
<b>Lab Sample ID:</b> C16985-7A		<b>Date Received:</b> 07/14/11
<b>Matrix:</b> SO - Soil		<b>Percent Solids:</b> n/a <sup>a</sup>
<b>Method:</b> SW846 8015B M SW846 3545A		
<b>Project:</b> Romc Soil Investigation(Romc EPA) - 2081 Bay Road, East Palo Alto, CA		

Run #	File ID	DF	Analyzed	By	Prep Date	Prep Batch	Analytical Batch
Run #1	HH15387.D	1	07/23/11	JH	07/21/11	OP4277	GHH527
Run #2							

Run #	Initial Weight	Final Volume
Run #1	10.0 g	1.0 ml
Run #2		

### TPH Extractable w/ Silica Gel Cleanup

CAS No.	Compound	Result	RL	MDL	Units	Q
	TPH (C10-C28)	ND	10	5.0	mg/kg	
	TPH (> C28-C40)	ND	20	10	mg/kg	

CAS No.	Surrogate Recoveries	Run# 1	Run# 2	Limits
630-01-3	Hexacosane	67%		45-140%

(a) All results reported on wet weight basis.

ND = Not detected      MDL - Method Detection Limit  
 RL = Reporting Limit

J = Indicates an estimated value  
 B = Indicates analyte found in associated method blank  
 N = Indicates presumptive evidence of a compound

## Report of Analysis

<b>Client Sample ID:</b> QR4,5-1.3	<b>Date Sampled:</b> 07/13/11
<b>Lab Sample ID:</b> C16985-7A	<b>Date Received:</b> 07/14/11
<b>Matrix:</b> SO - Soil	<b>Percent Solids:</b> n/a <sup>a</sup>
<b>Project:</b> Romic Soil Investigation(Romic EPA) - 2081 Bay Road,East Palo Alto,CA	

### Metals Analysis

Analyte	Result	RL	Units	DF	Prep	Analyzed By	Method	Prep Method
Cadmium	< 0.94	0.94	mg/kg	1	07/22/11	07/27/11 DQ	SW846 6010B <sup>1</sup>	SW846 3050B <sup>2</sup>
Chromium	84.6	0.94	mg/kg	1	07/22/11	07/27/11 DQ	SW846 6010B <sup>1</sup>	SW846 3050B <sup>2</sup>
Lead	< 1.9	1.9	mg/kg	1	07/22/11	07/27/11 DQ	SW846 6010B <sup>1</sup>	SW846 3050B <sup>2</sup>

(1) Instrument QC Batch: MA2008

(2) Prep QC Batch: MP3750

(a) All results reported on wet weight basis.

---

RL = Reporting Limit

## Report of Analysis

<b>Client Sample ID:</b>	QR4,5-3.3	<b>Date Sampled:</b>	07/13/11
<b>Lab Sample ID:</b>	C16985-8	<b>Date Received:</b>	07/14/11
<b>Matrix:</b>	SO - Soil	<b>Percent Solids:</b>	n/a <sup>a</sup>
<b>Method:</b>	SW846 8260B	<b>Project:</b> Romic Soil Investigation(Romic EPA) - 2081 Bay Road,East Palo Alto,CA	

Run #1	File ID	DF	Analyzed	By	Prep Date	Prep Batch	Analytical Batch
Run #2	M25920.D	1	07/25/11	TN	n/a	n/a	VM826

Run #1	Initial Weight
Run #2	6.82 g

## VOA 8260 List

CAS No.	Compound	Result	RL	MDL	Units	Q
67-64-1	Acetone	34.6	73	15	ug/kg	J
71-43-2	Benzene	ND	3.7	1.1	ug/kg	
108-86-1	Bromobenzene	ND	3.7	1.1	ug/kg	
74-97-5	Bromochloromethane	ND	3.7	1.1	ug/kg	
75-27-4	Bromodichloromethane <sup>b</sup>	ND	3.7	0.73	ug/kg	
75-25-2	Bromoform	ND	3.7	0.73	ug/kg	
104-51-8	n-Butylbenzene	ND	3.7	1.1	ug/kg	
135-98-8	sec-Butylbenzene	ND	3.7	1.1	ug/kg	
98-06-6	tert-Butylbenzene	ND	3.7	1.1	ug/kg	
108-90-7	Chlorobenzene	11.7	3.7	1.1	ug/kg	
75-00-3	Chloroethane	ND	3.7	1.1	ug/kg	
67-66-3	Chloroform	ND	3.7	1.1	ug/kg	
95-49-8	o-Chlorotoluene	ND	3.7	1.1	ug/kg	
106-43-4	p-Chlorotoluene	ND	3.7	1.1	ug/kg	
56-23-5	Carbon tetrachloride	ND	3.7	0.73	ug/kg	
75-34-3	1,1-Dichloroethane	ND	3.7	0.73	ug/kg	
75-35-4	1,1-Dichloroethylene	ND	3.7	1.1	ug/kg	
563-58-6	1,1-Dichloropropene	ND	3.7	1.1	ug/kg	
96-12-8	1,2-Dibromo-3-chloropropane	ND	3.7	0.73	ug/kg	
106-93-4	1,2-Dibromoethane	ND	3.7	0.73	ug/kg	
107-06-2	1,2-Dichloroethane	ND	3.7	1.1	ug/kg	
78-87-5	1,2-Dichloropropane	ND	3.7	1.1	ug/kg	
142-28-9	1,3-Dichloropropane	ND	3.7	1.1	ug/kg	
108-20-3	Di-Isopropyl ether	ND	3.7	1.1	ug/kg	
594-20-7	2,2-Dichloropropane	ND	3.7	1.1	ug/kg	
124-48-1	Dibromochloromethane	ND	3.7	0.73	ug/kg	
75-71-8	Dichlorodifluoromethane	ND	3.7	0.73	ug/kg	
156-59-2	cis-1,2-Dichloroethylene	ND	3.7	1.1	ug/kg	
10061-01-5	cis-1,3-Dichloropropene	ND	3.7	1.1	ug/kg	
541-73-1	m-Dichlorobenzene	ND	3.7	1.1	ug/kg	
95-50-1	o-Dichlorobenzene	ND	3.7	1.1	ug/kg	
106-46-7	p-Dichlorobenzene	ND	3.7	1.1	ug/kg	

ND = Not detected MDL - Method Detection Limit

RL = Reporting Limit

E = Indicates value exceeds calibration range

J = Indicates an estimated value

B = Indicates analyte found in associated method blank

N = Indicates presumptive evidence of a compound

## Report of Analysis

<b>Client Sample ID:</b>	QR4,5-3.3	<b>Date Sampled:</b>	07/13/11
<b>Lab Sample ID:</b>	C16985-8	<b>Date Received:</b>	07/14/11
<b>Matrix:</b>	SO - Soil	<b>Percent Solids:</b>	n/a <sup>a</sup>
<b>Method:</b>	SW846 8260B	<b>Project:</b> Romic Soil Investigation(Romic EPA) - 2081 Bay Road,East Palo Alto,CA	

## VOA 8260 List

CAS No.	Compound	Result	RL	MDL	Units	Q
156-60-5	trans-1,2-Dichloroethylene	ND	3.7	1.1	ug/kg	
10061-02-6	trans-1,3-Dichloropropene	ND	3.7	1.1	ug/kg	
100-41-4	Ethylbenzene	ND	3.7	1.1	ug/kg	
637-92-3	Ethyl tert-Butyl Ether	ND	3.7	1.1	ug/kg	
591-78-6	2-Hexanone	ND	29	3.7	ug/kg	
87-68-3	Hexachlorobutadiene	ND	3.7	0.73	ug/kg	
98-82-8	Isopropylbenzene	ND	3.7	1.1	ug/kg	
99-87-6	p-Isopropyltoluene	ND	3.7	1.1	ug/kg	
108-10-1	4-Methyl-2-pentanone	ND	29	11	ug/kg	
74-83-9	Methyl bromide	ND	3.7	1.8	ug/kg	
74-87-3	Methyl chloride	ND	3.7	1.1	ug/kg	
74-95-3	Methylene bromide	ND	3.7	1.8	ug/kg	
75-09-2	Methylene chloride	ND	18	12	ug/kg	
78-93-3	Methyl ethyl ketone	ND	29	8.8	ug/kg	
1634-04-4	Methyl Tert Butyl Ether	ND	3.7	0.73	ug/kg	
91-20-3	Naphthalene	ND	3.7	1.1	ug/kg	
103-65-1	n-Propylbenzene	ND	3.7	1.1	ug/kg	
100-42-5	Styrene	ND	3.7	0.73	ug/kg	
994-05-8	Tert-Amyl Methyl Ether	ND	3.7	0.88	ug/kg	
75-65-0	Tert Butyl Alcohol <sup>b</sup>	ND	29	7.3	ug/kg	
630-20-6	1,1,1,2-Tetrachloroethane	ND	3.7	0.73	ug/kg	
71-55-6	1,1,1-Trichloroethane	ND	3.7	1.1	ug/kg	
79-34-5	1,1,2,2-Tetrachloroethane	ND	3.7	0.73	ug/kg	
79-00-5	1,1,2-Trichloroethane	ND	3.7	0.73	ug/kg	
87-61-6	1,2,3-Trichlorobenzene	ND	3.7	1.1	ug/kg	
96-18-4	1,2,3-Trichloropropane	ND	3.7	1.1	ug/kg	
120-82-1	1,2,4-Trichlorobenzene	ND	3.7	1.1	ug/kg	
95-63-6	1,2,4-Trimethylbenzene	ND	3.7	1.1	ug/kg	
108-67-8	1,3,5-Trimethylbenzene	ND	3.7	1.1	ug/kg	
127-18-4	Tetrachloroethylene	ND	3.7	2.6	ug/kg	
108-88-3	Toluene	ND	3.7	1.1	ug/kg	
79-01-6	Trichloroethylene	ND	3.7	0.73	ug/kg	
75-69-4	Trichlorofluoromethane	ND	3.7	0.88	ug/kg	
75-01-4	Vinyl chloride	ND	3.7	1.8	ug/kg	
1330-20-7	Xylene (total)	ND	7.3	2.9	ug/kg	

CAS No.	Surrogate Recoveries	Run# 1	Run# 2	Limits
1868-53-7	Dibromofluoromethane	113%		60-130%
2037-26-5	Toluene-D8	98%		60-130%

ND = Not detected MDL - Method Detection Limit

RL = Reporting Limit

E = Indicates value exceeds calibration range

J = Indicates an estimated value

B = Indicates analyte found in associated method blank

N = Indicates presumptive evidence of a compound

## Report of Analysis

<b>Client Sample ID:</b> QR4,5-3.3	
<b>Lab Sample ID:</b> C16985-8	<b>Date Sampled:</b> 07/13/11
<b>Matrix:</b> SO - Soil	<b>Date Received:</b> 07/14/11
<b>Method:</b> SW846 8260B	<b>Percent Solids:</b> n/a <sup>a</sup>
<b>Project:</b> Romic Soil Investigation(Romic EPA) - 2081 Bay Road,East Palo Alto,CA	

### VOA 8260 List

CAS No.	Surrogate Recoveries	Run# 1	Run# 2	Limits
460-00-4	4-Bromofluorobenzene	108%		60-130%

- (a) All results reported on wet weight basis.
- (b) CCV outside of control limits (biased high); not detected in sample.

ND = Not detected      MDL - Method Detection Limit  
 RL = Reporting Limit  
 E = Indicates value exceeds calibration range

J = Indicates an estimated value  
 B = Indicates analyte found in associated method blank  
 N = Indicates presumptive evidence of a compound



## Report of Analysis

<b>Client Sample ID:</b> QR4,5-3.3		<b>Date Sampled:</b> 07/13/11
<b>Lab Sample ID:</b> C16985-8		<b>Date Received:</b> 07/14/11
<b>Matrix:</b> SO - Soil		<b>Percent Solids:</b> n/a <sup>a</sup>
<b>Method:</b> SW846 8015B		
<b>Project:</b> Romic Soil Investigation(Romic EPA) - 2081 Bay Road, East Palo Alto, CA		

Run #	File ID	DF	Analyzed	By	Prep Date	Prep Batch	Analytical Batch
Run #1	JK21221.D	1	07/24/11	TT	n/a	n/a	GJK878
Run #2							

Run #	Initial Weight
Run #1	5.27 g
Run #2	

**TPH Volatiles**

CAS No.	Compound	Result	RL	MDL	Units	Q
	TPH-GRO (C6-C10)	ND	0.095	0.047	mg/kg	
CAS No.	Surrogate Recoveries	Run# 1	Run# 2	Limits		
98-08-8	aaa-Trifluorotoluene	89%		60-157%		

(a) All results reported on wet weight basis.

---

ND = Not detected	MDL - Method Detection Limit	J = Indicates an estimated value
RL = Reporting Limit		B = Indicates analyte found in associated method blank
E = Indicates value exceeds calibration range		N = Indicates presumptive evidence of a compound

## Report of Analysis

<b>Client Sample ID:</b> QR4,5-3.3	<b>Date Sampled:</b> 07/13/11
<b>Lab Sample ID:</b> C16985-8	<b>Date Received:</b> 07/14/11
<b>Matrix:</b> SO - Soil	<b>Percent Solids:</b> n/a <sup>a</sup>
<b>Method:</b> SW846 8015B M SW846 3545A	
<b>Project:</b> Romic Soil Investigation(Romic EPA) - 2081 Bay Road, East Palo Alto, CA	

	File ID	DF	Analyzed	By	Prep Date	Prep Batch	Analytical Batch
Run #1	GG26986.D	3	07/20/11	JH	07/18/11	OP4249	GGG726
Run #2							

	Initial Weight	Final Volume
Run #1	10.3 g	1.0 ml
Run #2		

### TPH Extractable w/ Silica Gel Cleanup

CAS No.	Compound	Result	RL	MDL	Units	Q
	TPH (C10-C28)	257	29	15	mg/kg	
	TPH (> C28-C40)	94.4	58	29	mg/kg	

CAS No.	Surrogate Recoveries	Run# 1	Run# 2	Limits
630-01-3	Hexacosane	55%		45-140%

(a) All results reported on wet weight basis.

ND = Not detected      MDL - Method Detection Limit  
 RL = Reporting Limit  
 E = Indicates value exceeds calibration range

J = Indicates an estimated value  
 B = Indicates analyte found in associated method blank  
 N = Indicates presumptive evidence of a compound

## Report of Analysis

<b>Client Sample ID:</b> QR4,5-3.3	<b>Date Sampled:</b> 07/13/11
<b>Lab Sample ID:</b> C16985-8	<b>Date Received:</b> 07/14/11
<b>Matrix:</b> SO - Soil	<b>Percent Solids:</b> n/a <sup>a</sup>
<b>Project:</b> Romic Soil Investigation(Romic EPA) - 2081 Bay Road,East Palo Alto,CA	

### Metals Analysis

Analyte	Result	RL	Units	DF	Prep	Analyzed By	Method	Prep Method
Cadmium	< 0.89	0.89	mg/kg	1	07/15/11	07/19/11 RS	SW846 6010B <sup>1</sup>	SW846 3050B <sup>2</sup>
Chromium	45.8	0.89	mg/kg	1	07/15/11	07/19/11 RS	SW846 6010B <sup>1</sup>	SW846 3050B <sup>2</sup>
Lead	26.3	1.8	mg/kg	1	07/15/11	07/19/11 RS	SW846 6010B <sup>1</sup>	SW846 3050B <sup>2</sup>

(1) Instrument QC Batch: MA1991

(2) Prep QC Batch: MP3716

(a) All results reported on wet weight basis.

RL = Reporting Limit

## Report of Analysis

<b>Client Sample ID:</b>	QR4,5-6.8	<b>Date Sampled:</b>	07/13/11
<b>Lab Sample ID:</b>	C16985-9	<b>Date Received:</b>	07/14/11
<b>Matrix:</b>	SO - Soil	<b>Percent Solids:</b>	n/a <sup>a</sup>
<b>Method:</b>	SW846 8260B	<b>Project:</b> Romic Soil Investigation(Romic EPA) - 2081 Bay Road,East Palo Alto,CA	

Run #1	File ID	DF	Analyzed	By	Prep Date	Prep Batch	Analytical Batch
Run #1	M25921.D	1	07/25/11	TN	n/a	n/a	VM826
Run #2							

Run #1	Initial Weight
Run #1	6.36 g
Run #2	

## VOA 8260 List

CAS No.	Compound	Result	RL	MDL	Units	Q
67-64-1	Acetone	28.7	79	16	ug/kg	J
71-43-2	Benzene	ND	3.9	1.2	ug/kg	
108-86-1	Bromobenzene	ND	3.9	1.2	ug/kg	
74-97-5	Bromochloromethane	ND	3.9	1.2	ug/kg	
75-27-4	Bromodichloromethane <sup>b</sup>	ND	3.9	0.79	ug/kg	
75-25-2	Bromoform	ND	3.9	0.79	ug/kg	
104-51-8	n-Butylbenzene	ND	3.9	1.2	ug/kg	
135-98-8	sec-Butylbenzene	ND	3.9	1.2	ug/kg	
98-06-6	tert-Butylbenzene	ND	3.9	1.2	ug/kg	
108-90-7	Chlorobenzene	2.3	3.9	1.2	ug/kg	J
75-00-3	Chloroethane	ND	3.9	1.2	ug/kg	
67-66-3	Chloroform	ND	3.9	1.2	ug/kg	
95-49-8	o-Chlorotoluene	ND	3.9	1.2	ug/kg	
106-43-4	p-Chlorotoluene	ND	3.9	1.2	ug/kg	
56-23-5	Carbon tetrachloride	ND	3.9	0.79	ug/kg	
75-34-3	1,1-Dichloroethane	ND	3.9	0.79	ug/kg	
75-35-4	1,1-Dichloroethylene	ND	3.9	1.2	ug/kg	
563-58-6	1,1-Dichloropropene	ND	3.9	1.2	ug/kg	
96-12-8	1,2-Dibromo-3-chloropropane	ND	3.9	0.79	ug/kg	
106-93-4	1,2-Dibromoethane	ND	3.9	0.79	ug/kg	
107-06-2	1,2-Dichloroethane	ND	3.9	1.2	ug/kg	
78-87-5	1,2-Dichloropropane	ND	3.9	1.2	ug/kg	
142-28-9	1,3-Dichloropropane	ND	3.9	1.2	ug/kg	
108-20-3	Di-Isopropyl ether	ND	3.9	1.2	ug/kg	
594-20-7	2,2-Dichloropropane	ND	3.9	1.2	ug/kg	
124-48-1	Dibromochloromethane	ND	3.9	0.79	ug/kg	
75-71-8	Dichlorodifluoromethane	ND	3.9	0.79	ug/kg	
156-59-2	cis-1,2-Dichloroethylene	56.8	3.9	1.2	ug/kg	
10061-01-5	cis-1,3-Dichloropropene	ND	3.9	1.2	ug/kg	
541-73-1	m-Dichlorobenzene	ND	3.9	1.2	ug/kg	
95-50-1	o-Dichlorobenzene	ND	3.9	1.2	ug/kg	
106-46-7	p-Dichlorobenzene	ND	3.9	1.2	ug/kg	

ND = Not detected MDL - Method Detection Limit

RL = Reporting Limit

E = Indicates value exceeds calibration range

J = Indicates an estimated value

B = Indicates analyte found in associated method blank

N = Indicates presumptive evidence of a compound

## Report of Analysis

<b>Client Sample ID:</b>	QR4,5-6.8	<b>Date Sampled:</b>	07/13/11
<b>Lab Sample ID:</b>	C16985-9	<b>Date Received:</b>	07/14/11
<b>Matrix:</b>	SO - Soil	<b>Percent Solids:</b>	n/a <sup>a</sup>
<b>Method:</b>	SW846 8260B		
<b>Project:</b>	Romic Soil Investigation(Romic EPA) - 2081 Bay Road,East Palo Alto,CA		

## VOA 8260 List

CAS No.	Compound	Result	RL	MDL	Units	Q
156-60-5	trans-1,2-Dichloroethylene	2.9	3.9	1.2	ug/kg	J
10061-02-6	trans-1,3-Dichloropropene	ND	3.9	1.2	ug/kg	
100-41-4	Ethylbenzene	ND	3.9	1.2	ug/kg	
637-92-3	Ethyl tert-Butyl Ether	ND	3.9	1.2	ug/kg	
591-78-6	2-Hexanone	ND	31	3.9	ug/kg	
87-68-3	Hexachlorobutadiene	ND	3.9	0.79	ug/kg	
98-82-8	Isopropylbenzene	ND	3.9	1.2	ug/kg	
99-87-6	p-Isopropyltoluene	ND	3.9	1.2	ug/kg	
108-10-1	4-Methyl-2-pentanone	ND	31	12	ug/kg	
74-83-9	Methyl bromide	ND	3.9	2.0	ug/kg	
74-87-3	Methyl chloride	ND	3.9	1.2	ug/kg	
74-95-3	Methylene bromide	ND	3.9	2.0	ug/kg	
75-09-2	Methylene chloride	ND	20	13	ug/kg	
78-93-3	Methyl ethyl ketone	ND	31	9.4	ug/kg	
1634-04-4	Methyl Tert Butyl Ether	ND	3.9	0.79	ug/kg	
91-20-3	Naphthalene	ND	3.9	1.2	ug/kg	
103-65-1	n-Propylbenzene	ND	3.9	1.2	ug/kg	
100-42-5	Styrene	ND	3.9	0.79	ug/kg	
994-05-8	Tert-Amyl Methyl Ether	ND	3.9	0.94	ug/kg	
75-65-0	Tert Butyl Alcohol <sup>b</sup>	ND	31	7.9	ug/kg	
630-20-6	1,1,1,2-Tetrachloroethane	ND	3.9	0.79	ug/kg	
71-55-6	1,1,1-Trichloroethane	ND	3.9	1.2	ug/kg	
79-34-5	1,1,2,2-Tetrachloroethane	ND	3.9	0.79	ug/kg	
79-00-5	1,1,2-Trichloroethane	ND	3.9	0.79	ug/kg	
87-61-6	1,2,3-Trichlorobenzene	ND	3.9	1.2	ug/kg	
96-18-4	1,2,3-Trichloropropane	ND	3.9	1.2	ug/kg	
120-82-1	1,2,4-Trichlorobenzene	ND	3.9	1.2	ug/kg	
95-63-6	1,2,4-Trimethylbenzene	ND	3.9	1.2	ug/kg	
108-67-8	1,3,5-Trimethylbenzene	ND	3.9	1.2	ug/kg	
127-18-4	Tetrachloroethylene	ND	3.9	2.8	ug/kg	
108-88-3	Toluene	ND	3.9	1.2	ug/kg	
79-01-6	Trichloroethylene	ND	3.9	0.79	ug/kg	
75-69-4	Trichlorofluoromethane	ND	3.9	0.94	ug/kg	
75-01-4	Vinyl chloride	14.3	3.9	2.0	ug/kg	
1330-20-7	Xylene (total)	ND	7.9	3.1	ug/kg	

CAS No.	Surrogate Recoveries	Run# 1	Run# 2	Limits
1868-53-7	Dibromofluoromethane	109%		60-130%
2037-26-5	Toluene-D8	94%		60-130%

ND = Not detected MDL - Method Detection Limit

RL = Reporting Limit

E = Indicates value exceeds calibration range

J = Indicates an estimated value

B = Indicates analyte found in associated method blank

N = Indicates presumptive evidence of a compound

## Report of Analysis

<b>Client Sample ID:</b> QR4,5-6.8	
<b>Lab Sample ID:</b> C16985-9	<b>Date Sampled:</b> 07/13/11
<b>Matrix:</b> SO - Soil	<b>Date Received:</b> 07/14/11
<b>Method:</b> SW846 8260B	<b>Percent Solids:</b> n/a <sup>a</sup>
<b>Project:</b> Romic Soil Investigation(Romic EPA) - 2081 Bay Road,East Palo Alto,CA	

### VOA 8260 List

CAS No.	Surrogate Recoveries	Run# 1	Run# 2	Limits
460-00-4	4-Bromofluorobenzene	107%		60-130%

- (a) All results reported on wet weight basis.
- (b) CCV outside of control limits (biased high); not detected in sample.

---

ND = Not detected      MDL - Method Detection Limit      J = Indicates an estimated value  
 RL = Reporting Limit      B = Indicates analyte found in associated method blank  
 E = Indicates value exceeds calibration range      N = Indicates presumptive evidence of a compound

## Report of Analysis

<b>Client Sample ID:</b> QR4,5-6.8		<b>Date Sampled:</b> 07/13/11
<b>Lab Sample ID:</b> C16985-9		<b>Date Received:</b> 07/14/11
<b>Matrix:</b> SO - Soil		<b>Percent Solids:</b> n/a <sup>a</sup>
<b>Method:</b> SW846 8015B		
<b>Project:</b> Romic Soil Investigation(Romic EPA) - 2081 Bay Road, East Palo Alto, CA		

Run #	File ID	DF	Analyzed	By	Prep Date	Prep Batch	Analytical Batch
Run #1	JK21222.D	1	07/24/11	TT	n/a	n/a	GJK878
Run #2							

Run #	Initial Weight
Run #1	5.12 g
Run #2	

**TPH Volatiles**

CAS No.	Compound	Result	RL	MDL	Units	Q
	TPH-GRO (C6-C10)	ND	0.098	0.049	mg/kg	
CAS No.	Surrogate Recoveries	Run# 1	Run# 2	Limits		
98-08-8	aaa-Trifluorotoluene	90%		60-157%		

(a) All results reported on wet weight basis.

ND = Not detected      MDL - Method Detection Limit  
 RL = Reporting Limit

J = Indicates an estimated value  
 B = Indicates analyte found in associated method blank  
 N = Indicates presumptive evidence of a compound

## Report of Analysis

<b>Client Sample ID:</b> QR4,5-6.8	<b>Date Sampled:</b> 07/13/11
<b>Lab Sample ID:</b> C16985-9	<b>Date Received:</b> 07/14/11
<b>Matrix:</b> SO - Soil	<b>Percent Solids:</b> n/a <sup>a</sup>
<b>Method:</b> SW846 8015B M SW846 3545A	
<b>Project:</b> Romic Soil Investigation(Romic EPA) - 2081 Bay Road, East Palo Alto, CA	

Run #	File ID	DF	Analyzed	By	Prep Date	Prep Batch	Analytical Batch
Run #1	GG26956.D	1	07/20/11	JH	07/18/11	OP4249	GGG725
Run #2							

Run #	Initial Weight	Final Volume
Run #1	10.2 g	1.0 ml
Run #2		

### TPH Extractable w/ Silica Gel Cleanup

CAS No.	Compound	Result	RL	MDL	Units	Q
	TPH (C10-C28)	5.63	9.8	4.9	mg/kg	J
	TPH (> C28-C40)	ND	20	9.8	mg/kg	

CAS No.	Surrogate Recoveries	Run# 1	Run# 2	Limits
630-01-3	Hexacosane	48%		45-140%

(a) All results reported on wet weight basis.

ND = Not detected      MDL - Method Detection Limit  
 RL = Reporting Limit

J = Indicates an estimated value  
 B = Indicates analyte found in associated method blank  
 N = Indicates presumptive evidence of a compound



## Report of Analysis

<b>Client Sample ID:</b> QR4,5-6.8	<b>Date Sampled:</b> 07/13/11
<b>Lab Sample ID:</b> C16985-9	<b>Date Received:</b> 07/14/11
<b>Matrix:</b> SO - Soil	<b>Percent Solids:</b> n/a <sup>a</sup>
<b>Project:</b> Romic Soil Investigation(Romic EPA) - 2081 Bay Road,East Palo Alto,CA	

### Metals Analysis

Analyte	Result	RL	Units	DF	Prep	Analyzed By	Method	Prep Method
Cadmium	< 0.87	0.87	mg/kg	1	07/15/11	07/19/11 RS	SW846 6010B <sup>1</sup>	SW846 3050B <sup>2</sup>
Chromium	33.6	0.87	mg/kg	1	07/15/11	07/19/11 RS	SW846 6010B <sup>1</sup>	SW846 3050B <sup>2</sup>
Lead <sup>b</sup>	< 5.1	5.1	mg/kg	1	07/15/11	07/19/11 RS	SW846 6010B <sup>1</sup>	SW846 3050B <sup>2</sup>

(1) Instrument QC Batch: MA1991

(2) Prep QC Batch: MP3716

(a) All results reported on wet weight basis.

(b) Elevated reporting limit(s) due to matrix interference.

RL = Reporting Limit

## Report of Analysis

<b>Client Sample ID:</b>	P6-1.0	<b>Date Sampled:</b>	07/13/11
<b>Lab Sample ID:</b>	C16985-10	<b>Date Received:</b>	07/14/11
<b>Matrix:</b>	SO - Soil	<b>Percent Solids:</b>	n/a <sup>a</sup>
<b>Method:</b>	SW846 8260B	<b>Project:</b> Romic Soil Investigation(Romic EPA) - 2081 Bay Road, East Palo Alto, CA	

Run #	File ID	DF	Analyzed	By	Prep Date	Prep Batch	Analytical Batch
Run #1	M25922.D	1	07/25/11	TN	n/a	n/a	VM826
Run #2							

Run #	Initial Weight
Run #1	4.18 g
Run #2	

## VOA 8260 List

CAS No.	Compound	Result	RL	MDL	Units	Q
67-64-1	Acetone	60.2	120	24	ug/kg	J
71-43-2	Benzene	ND	6.0	1.8	ug/kg	
108-86-1	Bromobenzene	ND	6.0	1.8	ug/kg	
74-97-5	Bromochloromethane	ND	6.0	1.8	ug/kg	
75-27-4	Bromodichloromethane <sup>b</sup>	ND	6.0	1.2	ug/kg	
75-25-2	Bromoform	ND	6.0	1.2	ug/kg	
104-51-8	n-Butylbenzene	ND	6.0	1.8	ug/kg	
135-98-8	sec-Butylbenzene	ND	6.0	1.8	ug/kg	
98-06-6	tert-Butylbenzene	ND	6.0	1.8	ug/kg	
108-90-7	Chlorobenzene	ND	6.0	1.8	ug/kg	
75-00-3	Chloroethane	ND	6.0	1.8	ug/kg	
67-66-3	Chloroform	ND	6.0	1.8	ug/kg	
95-49-8	o-Chlorotoluene	ND	6.0	1.8	ug/kg	
106-43-4	p-Chlorotoluene	ND	6.0	1.8	ug/kg	
56-23-5	Carbon tetrachloride	ND	6.0	1.2	ug/kg	
75-34-3	1,1-Dichloroethane	ND	6.0	1.2	ug/kg	
75-35-4	1,1-Dichloroethylene	ND	6.0	1.8	ug/kg	
563-58-6	1,1-Dichloropropene	ND	6.0	1.8	ug/kg	
96-12-8	1,2-Dibromo-3-chloropropane	ND	6.0	1.2	ug/kg	
106-93-4	1,2-Dibromoethane	ND	6.0	1.2	ug/kg	
107-06-2	1,2-Dichloroethane	ND	6.0	1.8	ug/kg	
78-87-5	1,2-Dichloropropane	ND	6.0	1.8	ug/kg	
142-28-9	1,3-Dichloropropane	ND	6.0	1.8	ug/kg	
108-20-3	Di-Isopropyl ether	ND	6.0	1.8	ug/kg	
594-20-7	2,2-Dichloropropane	ND	6.0	1.8	ug/kg	
124-48-1	Dibromochloromethane	ND	6.0	1.2	ug/kg	
75-71-8	Dichlorodifluoromethane	ND	6.0	1.2	ug/kg	
156-59-2	cis-1,2-Dichloroethylene	4.8	6.0	1.8	ug/kg	J
10061-01-5	cis-1,3-Dichloropropene	ND	6.0	1.8	ug/kg	
541-73-1	m-Dichlorobenzene	ND	6.0	1.8	ug/kg	
95-50-1	o-Dichlorobenzene	ND	6.0	1.8	ug/kg	
106-46-7	p-Dichlorobenzene	ND	6.0	1.8	ug/kg	

ND = Not detected MDL - Method Detection Limit

RL = Reporting Limit

E = Indicates value exceeds calibration range

J = Indicates an estimated value

B = Indicates analyte found in associated method blank

N = Indicates presumptive evidence of a compound

## Report of Analysis

<b>Client Sample ID:</b>	P6-1.0	<b>Date Sampled:</b>	07/13/11
<b>Lab Sample ID:</b>	C16985-10	<b>Date Received:</b>	07/14/11
<b>Matrix:</b>	SO - Soil	<b>Percent Solids:</b>	n/a <sup>a</sup>
<b>Method:</b>	SW846 8260B	<b>Project:</b> Romic Soil Investigation(Romic EPA) - 2081 Bay Road,East Palo Alto,CA	

## VOA 8260 List

CAS No.	Compound	Result	RL	MDL	Units	Q
156-60-5	trans-1,2-Dichloroethylene	ND	6.0	1.8	ug/kg	
10061-02-6	trans-1,3-Dichloropropene	ND	6.0	1.8	ug/kg	
100-41-4	Ethylbenzene	ND	6.0	1.8	ug/kg	
637-92-3	Ethyl tert-Butyl Ether	ND	6.0	1.8	ug/kg	
591-78-6	2-Hexanone	ND	48	6.0	ug/kg	
87-68-3	Hexachlorobutadiene	ND	6.0	1.2	ug/kg	
98-82-8	Isopropylbenzene	ND	6.0	1.8	ug/kg	
99-87-6	p-Isopropyltoluene	ND	6.0	1.8	ug/kg	
108-10-1	4-Methyl-2-pentanone	ND	48	18	ug/kg	
74-83-9	Methyl bromide	ND	6.0	3.0	ug/kg	
74-87-3	Methyl chloride	ND	6.0	1.8	ug/kg	
74-95-3	Methylene bromide	ND	6.0	3.0	ug/kg	
75-09-2	Methylene chloride	ND	30	19	ug/kg	
78-93-3	Methyl ethyl ketone	ND	48	14	ug/kg	
1634-04-4	Methyl Tert Butyl Ether	ND	6.0	1.2	ug/kg	
91-20-3	Naphthalene	ND	6.0	1.8	ug/kg	
103-65-1	n-Propylbenzene	ND	6.0	1.8	ug/kg	
100-42-5	Styrene	ND	6.0	1.2	ug/kg	
994-05-8	Tert-Amyl Methyl Ether	ND	6.0	1.4	ug/kg	
75-65-0	Tert Butyl Alcohol <sup>b</sup>	ND	48	12	ug/kg	
630-20-6	1,1,1,2-Tetrachloroethane	ND	6.0	1.2	ug/kg	
71-55-6	1,1,1-Trichloroethane	ND	6.0	1.8	ug/kg	
79-34-5	1,1,2,2-Tetrachloroethane	ND	6.0	1.2	ug/kg	
79-00-5	1,1,2-Trichloroethane	ND	6.0	1.2	ug/kg	
87-61-6	1,2,3-Trichlorobenzene	ND	6.0	1.8	ug/kg	
96-18-4	1,2,3-Trichloropropane	ND	6.0	1.8	ug/kg	
120-82-1	1,2,4-Trichlorobenzene	ND	6.0	1.8	ug/kg	
95-63-6	1,2,4-Trimethylbenzene	ND	6.0	1.8	ug/kg	
108-67-8	1,3,5-Trimethylbenzene	ND	6.0	1.8	ug/kg	
127-18-4	Tetrachloroethylene	ND	6.0	4.2	ug/kg	
108-88-3	Toluene	ND	6.0	1.8	ug/kg	
79-01-6	Trichloroethylene	ND	6.0	1.2	ug/kg	
75-69-4	Trichlorofluoromethane	ND	6.0	1.4	ug/kg	
75-01-4	Vinyl chloride	ND	6.0	3.0	ug/kg	
1330-20-7	Xylene (total)	ND	12	4.8	ug/kg	

CAS No.	Surrogate Recoveries	Run# 1	Run# 2	Limits
1868-53-7	Dibromofluoromethane	109%		60-130%
2037-26-5	Toluene-D8	96%		60-130%

ND = Not detected MDL - Method Detection Limit

RL = Reporting Limit

E = Indicates value exceeds calibration range

J = Indicates an estimated value

B = Indicates analyte found in associated method blank

N = Indicates presumptive evidence of a compound

## Report of Analysis

<b>Client Sample ID:</b>	P6-1.0	<b>Date Sampled:</b>	07/13/11
<b>Lab Sample ID:</b>	C16985-10	<b>Date Received:</b>	07/14/11
<b>Matrix:</b>	SO - Soil	<b>Percent Solids:</b>	n/a <sup>a</sup>
<b>Method:</b>	SW846 8260B	<b>Project:</b> Romic Soil Investigation(Romic EPA) - 2081 Bay Road, East Palo Alto, CA	

**VOA 8260 List**

CAS No.	Surrogate Recoveries	Run# 1	Run# 2	Limits
460-00-4	4-Bromofluorobenzene	110%		60-130%

- (a) All results reported on wet weight basis.
- (b) CCV outside of control limits (biased high); not detected in sample.

ND = Not detected      MDL - Method Detection Limit  
 RL = Reporting Limit  
 E = Indicates value exceeds calibration range

J = Indicates an estimated value  
 B = Indicates analyte found in associated method blank  
 N = Indicates presumptive evidence of a compound

## Report of Analysis

<b>Client Sample ID:</b>	P6-1.0	
<b>Lab Sample ID:</b>	C16985-10	<b>Date Sampled:</b> 07/13/11
<b>Matrix:</b>	SO - Soil	<b>Date Received:</b> 07/14/11
<b>Method:</b>	SW846 8270C SW846 3550B	<b>Percent Solids:</b> n/a <sup>a</sup>
<b>Project:</b>	Romic Soil Investigation(Romic EPA) - 2081 Bay Road, East Palo Alto, CA	

Run #	File ID	DF	Analyzed	By	Prep Date	Prep Batch	Analytical Batch
Run #1 <sup>b</sup>	Y8865.D	10	07/18/11	MT	07/18/11	OP4247	EY423
Run #2							

Run #	Initial Weight	Final Volume
Run #1	10.1 g	1.0 ml
Run #2		

## ABN Full List

CAS No.	Compound	Result	RL	MDL	Units	Q
65-85-0	Benzoic acid	ND	9900	8800	ug/kg	
95-57-8	2-Chlorophenol	ND	9900	6700	ug/kg	
59-50-7	4-Chloro-3-methyl phenol	ND	5000	4200	ug/kg	
120-83-2	2,4-Dichlorophenol	ND	5000	1400	ug/kg	
105-67-9	2,4-Dimethylphenol	ND	5000	1500	ug/kg	
51-28-5	2,4-Dinitrophenol	ND	25000	8400	ug/kg	
534-52-1	4,6-Dinitro-o-cresol	ND	20000	10000	ug/kg	
95-48-7	2-Methylphenol	ND	5000	1700	ug/kg	
	3&4-Methylphenol	ND	5000	1500	ug/kg	
88-75-5	2-Nitrophenol	ND	5000	1300	ug/kg	
100-02-7	4-Nitrophenol	ND	20000	12000	ug/kg	
87-86-5	Pentachlorophenol	ND	5000	4200	ug/kg	
108-95-2	Phenol	ND	20000	13000	ug/kg	
95-95-4	2,4,5-Trichlorophenol	ND	5000	1200	ug/kg	
88-06-2	2,4,6-Trichlorophenol	ND	5000	1600	ug/kg	
83-32-9	Acenaphthene	ND	9900	5000	ug/kg	
208-96-8	Acenaphthylene	ND	5000	2000	ug/kg	
62-53-3	Aniline	ND	5000	1400	ug/kg	
120-12-7	Anthracene	ND	5000	990	ug/kg	
103-33-3	Azobenzene	ND	5000	1700	ug/kg	
92-87-5	Benzidine	ND	25000	7200	ug/kg	
56-55-3	Benzo(a)anthracene	ND	5000	690	ug/kg	
50-32-8	Benzo(a)pyrene	ND	5000	890	ug/kg	
205-99-2	Benzo(b)fluoranthene	ND	5000	590	ug/kg	
191-24-2	Benzo(g,h,i)perylene	ND	5000	1500	ug/kg	
207-08-9	Benzo(k)fluoranthene	ND	5000	1200	ug/kg	
101-55-3	4-Bromophenyl phenyl ether	ND	5000	1500	ug/kg	
85-68-7	Butyl benzyl phthalate	ND	5000	1100	ug/kg	
100-51-6	Benzyl Alcohol	ND	9900	1600	ug/kg	
91-58-7	2-Chloronaphthalene	ND	5000	1800	ug/kg	
106-47-8	4-Chloroaniline	ND	5000	1400	ug/kg	
86-74-8	Carbazole	ND	5000	790	ug/kg	

ND = Not detected MDL - Method Detection Limit

J = Indicates an estimated value

RL = Reporting Limit

B = Indicates analyte found in associated method blank

E = Indicates value exceeds calibration range

N = Indicates presumptive evidence of a compound

## Report of Analysis

<b>Client Sample ID:</b>	P6-1.0		<b>Date Sampled:</b>	07/13/11
<b>Lab Sample ID:</b>	C16985-10		<b>Date Received:</b>	07/14/11
<b>Matrix:</b>	SO - Soil		<b>Percent Solids:</b>	n/a <sup>a</sup>
<b>Method:</b>	SW846 8270C SW846 3550B			
<b>Project:</b>	Romic Soil Investigation(Romic EPA) - 2081 Bay Road,East Palo Alto,CA			

## ABN Full List

CAS No.	Compound	Result	RL	MDL	Units	Q
218-01-9	Chrysene	ND	5000	990	ug/kg	
111-91-1	bis(2-Chloroethoxy)methane	ND	5000	1800	ug/kg	
111-44-4	bis(2-Chloroethyl)ether	ND	5000	2300	ug/kg	
108-60-1	bis(2-Chloroisopropyl)ether	ND	5000	2700	ug/kg	
7005-72-3	4-Chlorophenyl phenyl ether	ND	5000	1900	ug/kg	
95-50-1	1,2-Dichlorobenzene	ND	5000	1600	ug/kg	
541-73-1	1,3-Dichlorobenzene	ND	5000	1500	ug/kg	
106-46-7	1,4-Dichlorobenzene	ND	5000	4200	ug/kg	
121-14-2	2,4-Dinitrotoluene	ND	5000	4600	ug/kg	
606-20-2	2,6-Dinitrotoluene	ND	9900	3200	ug/kg	
91-94-1	3,3'-Dichlorobenzidine	ND	25000	1400	ug/kg	
53-70-3	Dibenzo(a,h)anthracene	ND	5000	1300	ug/kg	
132-64-9	Dibenzofuran	ND	5000	1600	ug/kg	
122-39-4	Diphenylamine	ND	5000	1200	ug/kg	
84-74-2	Di-n-butyl phthalate	ND	5000	990	ug/kg	
117-84-0	Di-n-octyl phthalate	ND	5000	1300	ug/kg	
84-66-2	Diethyl phthalate	ND	5000	1700	ug/kg	
131-11-3	Dimethyl phthalate	ND	5000	1800	ug/kg	
117-81-7	bis(2-Ethylhexyl)phthalate	3650	5000	2200	ug/kg	J
206-44-0	Fluoranthene	ND	5000	990	ug/kg	
86-73-7	Fluorene	ND	5000	1800	ug/kg	
118-74-1	Hexachlorobenzene	ND	5000	1300	ug/kg	
87-68-3	Hexachlorobutadiene	ND	5000	1900	ug/kg	
77-47-4	Hexachlorocyclopentadiene	ND	5000	1400	ug/kg	
67-72-1	Hexachloroethane	ND	5000	1600	ug/kg	
193-39-5	Indeno(1,2,3-cd)pyrene	ND	5000	1400	ug/kg	
78-59-1	Isophorone	ND	5000	1700	ug/kg	
90-12-0	1-Methylnaphthalene	ND	5000	1600	ug/kg	
91-57-6	2-Methylnaphthalene	ND	5000	1600	ug/kg	
88-74-4	2-Nitroaniline	ND	5000	1200	ug/kg	
99-09-2	3-Nitroaniline	ND	5000	1200	ug/kg	
100-01-6	4-Nitroaniline	ND	5000	3000	ug/kg	
91-20-3	Naphthalene	ND	5000	1700	ug/kg	
98-95-3	Nitrobenzene	ND	5000	1600	ug/kg	
62-75-9	N-Nitrosodimethylamine	ND	50000	22000	ug/kg	
621-64-7	N-Nitroso-di-n-propylamine	ND	9900	5400	ug/kg	
85-01-8	Phenanthrene	ND	5000	1100	ug/kg	
129-00-0	Pyrene	ND	9900	6700	ug/kg	
110-86-1	Pyridine	ND	20000	2200	ug/kg	
120-82-1	1,2,4-Trichlorobenzene	ND	5000	3400	ug/kg	

ND = Not detected MDL - Method Detection Limit

RL = Reporting Limit

E = Indicates value exceeds calibration range

J = Indicates an estimated value

B = Indicates analyte found in associated method blank

N = Indicates presumptive evidence of a compound

## Report of Analysis

<b>Client Sample ID:</b>	P6-1.0		<b>Date Sampled:</b>	07/13/11
<b>Lab Sample ID:</b>	C16985-10		<b>Date Received:</b>	07/14/11
<b>Matrix:</b>	SO - Soil		<b>Percent Solids:</b>	n/a <sup>a</sup>
<b>Method:</b>	SW846 8270C SW846 3550B			
<b>Project:</b>	Romic Soil Investigation(Romic EPA) - 2081 Bay Road, East Palo Alto, CA			

## ABN Full List

CAS No.	Surrogate Recoveries	Run# 1	Run# 2	Limits
367-12-4	2-Fluorophenol	65%		20-100%
4165-62-2	Phenol-d5	72%		20-100%
118-79-6	2,4,6-Tribromophenol	80%		30-100%
4165-60-0	Nitrobenzene-d5	65%		20-100%
321-60-8	2-Fluorobiphenyl	74%		20-106%
1718-51-0	Terphenyl-d14	110%		55-130%

(a) All results reported on wet weight basis.

(b) Dilution required due to matrix interference; extract was viscous and non-target Hydrocarbons.

ND = Not detected MDL - Method Detection Limit

RL = Reporting Limit

E = Indicates value exceeds calibration range

J = Indicates an estimated value

B = Indicates analyte found in associated method blank

N = Indicates presumptive evidence of a compound

## Report of Analysis

<b>Client Sample ID:</b>	P6-1.0	
<b>Lab Sample ID:</b>	C16985-10	<b>Date Sampled:</b> 07/13/11
<b>Matrix:</b>	SO - Soil	<b>Date Received:</b> 07/14/11
<b>Method:</b>	SW846 8015B	<b>Percent Solids:</b> n/a <sup>a</sup>
<b>Project:</b>	Romic Soil Investigation(Romic EPA) - 2081 Bay Road, East Palo Alto, CA	

	File ID	DF	Analyzed	By	Prep Date	Prep Batch	Analytical Batch
Run #1	JK21223.D	1	07/24/11	TT	n/a	n/a	GJK878
Run #2							

	Initial Weight
Run #1	5.34 g
Run #2	

## TPH Volatiles

CAS No.	Compound	Result	RL	MDL	Units	Q
	TPH-GRO (C6-C10)	ND	0.094	0.047	mg/kg	

CAS No.	Surrogate Recoveries	Run# 1	Run# 2	Limits
98-08-8	aaa-Trifluorotoluene	90%		60-157%

(a) All results reported on wet weight basis.

ND = Not detected      MDL - Method Detection Limit  
 RL = Reporting Limit  
 E = Indicates value exceeds calibration range

J = Indicates an estimated value  
 B = Indicates analyte found in associated method blank  
 N = Indicates presumptive evidence of a compound



## Report of Analysis

<b>Client Sample ID:</b> P6-1.0	
<b>Lab Sample ID:</b> C16985-10	<b>Date Sampled:</b> 07/13/11
<b>Matrix:</b> SO - Soil	<b>Date Received:</b> 07/14/11
<b>Method:</b> SW846 8081A SW846 3545A	<b>Percent Solids:</b> n/a <sup>a</sup>
<b>Project:</b> Romic Soil Investigation(Romic EPA) - 2081 Bay Road, East Palo Alto, CA	

Run #	File ID	DF	Analyzed	By	Prep Date	Prep Batch	Analytical Batch
Run #1 <sup>b</sup>	OO22728.D	10	07/26/11	RV	07/16/11	OP4244	G00727
Run #2							

Run #	Initial Weight	Final Volume
Run #1	10.1 g	10.0 ml
Run #2		

## Pesticide PPL List

CAS No.	Compound	Result	RL	MDL	Units	Q
309-00-2	Aldrin	ND	250	99	ug/kg	
319-84-6	alpha-BHC	ND	250	110	ug/kg	
319-85-7	beta-BHC	ND	250	35	ug/kg	
319-86-8	delta-BHC	ND	250	35	ug/kg	
58-89-9	gamma-BHC (Lindane)	ND	250	74	ug/kg	
12789-03-6	Chlordane	ND	990	990	ug/kg	
60-57-1	Dieldrin	ND	250	30	ug/kg	
72-54-8	4,4' -DDD	ND	250	35	ug/kg	
72-55-9	4,4' -DDE	ND	250	30	ug/kg	
50-29-3	4,4' -DDT	ND	250	30	ug/kg	
72-20-8	Endrin	ND	250	30	ug/kg	
7421-93-4	Endrin aldehyde	ND	250	59	ug/kg	
959-98-8	Endosulfan-I	ND	250	35	ug/kg	
33213-65-9	Endosulfan-II	ND	250	35	ug/kg	
1031-07-8	Endosulfan sulfate	ND	250	79	ug/kg	
76-44-8	Heptachlor	ND	250	59	ug/kg	
1024-57-3	Heptachlor epoxide	ND	250	40	ug/kg	
72-43-5	Methoxychlor	ND	250	35	ug/kg	
8001-35-2	Toxaphene	ND	990	990	ug/kg	

CAS No.	Surrogate Recoveries	Run# 1	Run# 2	Limits
877-09-8	Tetrachloro-m-xylene	83%		35-132%
877-09-8	Tetrachloro-m-xylene	93%		35-132%
2051-24-3	Decachlorobiphenyl	80%		35-132%
2051-24-3	Decachlorobiphenyl	84%		35-132%

(a) All results reported on wet weight basis.

(b) Reporting limits raised due to nature of the sample matrix (non-target compounds).

ND = Not detected      MDL - Method Detection Limit

RL = Reporting Limit

E = Indicates value exceeds calibration range

J = Indicates an estimated value

B = Indicates analyte found in associated method blank

N = Indicates presumptive evidence of a compound

## Report of Analysis

<b>Client Sample ID:</b> P6-1.0		<b>Date Sampled:</b> 07/13/11
<b>Lab Sample ID:</b> C16985-10		<b>Date Received:</b> 07/14/11
<b>Matrix:</b> SO - Soil		<b>Percent Solids:</b> n/a <sup>a</sup>
<b>Method:</b> SW846 8082 SW846 3545A		
<b>Project:</b> Romic Soil Investigation(Romic EPA) - 2081 Bay Road, East Palo Alto, CA		

Run #1	File ID	DF	Analyzed	By	Prep Date	Prep Batch	Analytical Batch
Run #1	PP20113.D	1	07/18/11	RV	07/16/11	OP4243	GPP685
Run #2							

Run #1	Initial Weight	Final Volume
Run #1	10.1 g	10.0 ml
Run #2		

**PCB List**

CAS No.	Compound	Result	RL	MDL	Units	Q
12674-11-2	Aroclor 1016	ND	99	17	ug/kg	
11104-28-2	Aroclor 1221	ND	99	50	ug/kg	
11141-16-5	Aroclor 1232	ND	99	50	ug/kg	
53469-21-9	Aroclor 1242	335	99	50	ug/kg	
12672-29-6	Aroclor 1248 <sup>b</sup>	301	99	50	ug/kg	
11097-69-1	Aroclor 1254 <sup>b</sup>	86.4	99	50	ug/kg	J
11096-82-5	Aroclor 1260	ND	99	20	ug/kg	

CAS No.	Surrogate Recoveries	Run# 1	Run# 2	Limits
877-09-8	Tetrachloro-m-xylene	70%		45-108%
877-09-8	Tetrachloro-m-xylene	66%		45-108%
2051-24-3	Decachlorobiphenyl	84%		54-121%
2051-24-3	Decachlorobiphenyl	71%		54-121%

(a) All results reported on wet weight basis.

(b) Estimated value due to the presence of multiple overlapping Aroclor patterns.

ND = Not detected      MDL - Method Detection Limit  
 RL = Reporting Limit

J = Indicates an estimated value  
 B = Indicates analyte found in associated method blank  
 N = Indicates presumptive evidence of a compound

## Report of Analysis

<b>Client Sample ID:</b> P6-1.0		<b>Date Sampled:</b> 07/13/11
<b>Lab Sample ID:</b> C16985-10		<b>Date Received:</b> 07/14/11
<b>Matrix:</b> SO - Soil		<b>Percent Solids:</b> n/a <sup>a</sup>
<b>Method:</b> SW846 8015B M SW846 3545A		
<b>Project:</b> Romic Soil Investigation(Romic EPA) - 2081 Bay Road, East Palo Alto, CA		

	File ID	DF	Analyzed	By	Prep Date	Prep Batch	Analytical Batch
Run #1	HH15607.D	10	07/28/11	JH	07/18/11	OP4249	GHH531
Run #2							

	Initial Weight	Final Volume
Run #1	10.3 g	1.0 ml
Run #2		

### TPH Extractable w/ Silica Gel Cleanup

CAS No.	Compound	Result	RL	MDL	Units	Q
	TPH (C10-C28)	174	97	49	mg/kg	
	TPH (> C28-C40)	807	190	97	mg/kg	

CAS No.	Surrogate Recoveries	Run# 1	Run# 2	Limits
630-01-3	Hexacosane	56%		45-140%

(a) All results reported on wet weight basis.

ND = Not detected      MDL - Method Detection Limit  
 RL = Reporting Limit  
 E = Indicates value exceeds calibration range

J = Indicates an estimated value  
 B = Indicates analyte found in associated method blank  
 N = Indicates presumptive evidence of a compound

## Report of Analysis

<b>Client Sample ID:</b> P6-1.0	<b>Date Sampled:</b> 07/13/11
<b>Lab Sample ID:</b> C16985-10	<b>Date Received:</b> 07/14/11
<b>Matrix:</b> SO - Soil	<b>Percent Solids:</b> n/a <sup>a</sup>
<b>Project:</b> Romic Soil Investigation(Romic EPA) - 2081 Bay Road, East Palo Alto, CA	

## Metals Analysis

Analyte	Result	RL	Units	DF	Prep	Analyzed By	Method	Prep Method
Antimony	< 1.8	1.8	mg/kg	1	07/15/11	07/18/11 RS	SW846 6010B <sup>1</sup>	SW846 3050B <sup>3</sup>
Arsenic	3.0	1.8	mg/kg	1	07/15/11	07/18/11 RS	SW846 6010B <sup>1</sup>	SW846 3050B <sup>3</sup>
Barium	131	18	mg/kg	1	07/15/11	07/18/11 RS	SW846 6010B <sup>1</sup>	SW846 3050B <sup>3</sup>
Beryllium	0.95	0.89	mg/kg	1	07/15/11	07/18/11 RS	SW846 6010B <sup>1</sup>	SW846 3050B <sup>3</sup>
Cadmium	< 0.89	0.89	mg/kg	1	07/15/11	07/18/11 RS	SW846 6010B <sup>1</sup>	SW846 3050B <sup>3</sup>
Chromium	57.9	0.89	mg/kg	1	07/15/11	07/18/11 RS	SW846 6010B <sup>1</sup>	SW846 3050B <sup>3</sup>
Cobalt	19.6	0.89	mg/kg	1	07/15/11	07/18/11 RS	SW846 6010B <sup>1</sup>	SW846 3050B <sup>3</sup>
Copper	44.1	2.2	mg/kg	1	07/15/11	07/18/11 RS	SW846 6010B <sup>1</sup>	SW846 3050B <sup>3</sup>
Lead	24.4	1.8	mg/kg	1	07/15/11	07/18/11 RS	SW846 6010B <sup>1</sup>	SW846 3050B <sup>3</sup>
Mercury	0.091	0.038	mg/kg	1	07/18/11	07/19/11 RW	SW846 7471A <sup>2</sup>	SW846 7471A <sup>4</sup>
Molybdenum	< 1.8	1.8	mg/kg	1	07/15/11	07/18/11 RS	SW846 6010B <sup>1</sup>	SW846 3050B <sup>3</sup>
Nickel	52.7	0.89	mg/kg	1	07/15/11	07/18/11 RS	SW846 6010B <sup>1</sup>	SW846 3050B <sup>3</sup>
Selenium	< 1.8	1.8	mg/kg	1	07/15/11	07/18/11 RS	SW846 6010B <sup>1</sup>	SW846 3050B <sup>3</sup>
Silver	< 0.89	0.89	mg/kg	1	07/15/11	07/18/11 RS	SW846 6010B <sup>1</sup>	SW846 3050B <sup>3</sup>
Thallium <sup>b</sup>	< 18	18	mg/kg	3	07/15/11	07/19/11 RS	SW846 6010B <sup>1</sup>	SW846 3050B <sup>3</sup>
Vanadium	81.5	0.89	mg/kg	1	07/15/11	07/18/11 RS	SW846 6010B <sup>1</sup>	SW846 3050B <sup>3</sup>
Zinc	66.3	1.8	mg/kg	1	07/15/11	07/18/11 RS	SW846 6010B <sup>1</sup>	SW846 3050B <sup>3</sup>

(1) Instrument QC Batch: MA1991

(2) Instrument QC Batch: MA1994

(3) Prep QC Batch: MP3716

(4) Prep QC Batch: MP3736

(a) All results reported on wet weight basis.

(b) Elevated reporting limit(s) due to matrix interference.

RL = Reporting Limit

## Report of Analysis

<b>Client Sample ID:</b>	P6-2.0	<b>Date Sampled:</b>	07/13/11
<b>Lab Sample ID:</b>	C16985-11	<b>Date Received:</b>	07/14/11
<b>Matrix:</b>	SO - Soil	<b>Percent Solids:</b>	n/a <sup>a</sup>
<b>Method:</b>	SW846 8260B	<b>Project:</b> Romic Soil Investigation(Romic EPA) - 2081 Bay Road, East Palo Alto, CA	

Run #	File ID	DF	Analyzed	By	Prep Date	Prep Batch	Analytical Batch
Run #1	M25923.D	1	07/25/11	TN	n/a	n/a	VM826
Run #2							

Run #	Initial Weight
Run #1	6.38 g
Run #2	

## VOA 8260 List

CAS No.	Compound	Result	RL	MDL	Units	Q
67-64-1	Acetone	39.8	78	16	ug/kg	J
71-43-2	Benzene	ND	3.9	1.2	ug/kg	
108-86-1	Bromobenzene	ND	3.9	1.2	ug/kg	
74-97-5	Bromochloromethane	ND	3.9	1.2	ug/kg	
75-27-4	Bromodichloromethane <sup>b</sup>	ND	3.9	0.78	ug/kg	
75-25-2	Bromoform	ND	3.9	0.78	ug/kg	
104-51-8	n-Butylbenzene	ND	3.9	1.2	ug/kg	
135-98-8	sec-Butylbenzene	ND	3.9	1.2	ug/kg	
98-06-6	tert-Butylbenzene	ND	3.9	1.2	ug/kg	
108-90-7	Chlorobenzene	ND	3.9	1.2	ug/kg	
75-00-3	Chloroethane	ND	3.9	1.2	ug/kg	
67-66-3	Chloroform	ND	3.9	1.2	ug/kg	
95-49-8	o-Chlorotoluene	ND	3.9	1.2	ug/kg	
106-43-4	p-Chlorotoluene	ND	3.9	1.2	ug/kg	
56-23-5	Carbon tetrachloride	ND	3.9	0.78	ug/kg	
75-34-3	1,1-Dichloroethane	ND	3.9	0.78	ug/kg	
75-35-4	1,1-Dichloroethylene	ND	3.9	1.2	ug/kg	
563-58-6	1,1-Dichloropropene	ND	3.9	1.2	ug/kg	
96-12-8	1,2-Dibromo-3-chloropropane	ND	3.9	0.78	ug/kg	
106-93-4	1,2-Dibromoethane	ND	3.9	0.78	ug/kg	
107-06-2	1,2-Dichloroethane	ND	3.9	1.2	ug/kg	
78-87-5	1,2-Dichloropropane	ND	3.9	1.2	ug/kg	
142-28-9	1,3-Dichloropropane	ND	3.9	1.2	ug/kg	
108-20-3	Di-Isopropyl ether	ND	3.9	1.2	ug/kg	
594-20-7	2,2-Dichloropropane	ND	3.9	1.2	ug/kg	
124-48-1	Dibromochloromethane	ND	3.9	0.78	ug/kg	
75-71-8	Dichlorodifluoromethane	ND	3.9	0.78	ug/kg	
156-59-2	cis-1,2-Dichloroethylene	ND	3.9	1.2	ug/kg	
10061-01-5	cis-1,3-Dichloropropene	ND	3.9	1.2	ug/kg	
541-73-1	m-Dichlorobenzene	ND	3.9	1.2	ug/kg	
95-50-1	o-Dichlorobenzene	ND	3.9	1.2	ug/kg	
106-46-7	p-Dichlorobenzene	ND	3.9	1.2	ug/kg	

ND = Not detected MDL - Method Detection Limit

RL = Reporting Limit

E = Indicates value exceeds calibration range

J = Indicates an estimated value

B = Indicates analyte found in associated method blank

N = Indicates presumptive evidence of a compound

## Report of Analysis

<b>Client Sample ID:</b>	P6-2.0	<b>Date Sampled:</b>	07/13/11
<b>Lab Sample ID:</b>	C16985-11	<b>Date Received:</b>	07/14/11
<b>Matrix:</b>	SO - Soil	<b>Percent Solids:</b>	n/a <sup>a</sup>
<b>Method:</b>	SW846 8260B	<b>Project:</b> Romic Soil Investigation(Romic EPA) - 2081 Bay Road,East Palo Alto,CA	

## VOA 8260 List

CAS No.	Compound	Result	RL	MDL	Units	Q
156-60-5	trans-1,2-Dichloroethylene	ND	3.9	1.2	ug/kg	
10061-02-6	trans-1,3-Dichloropropene	ND	3.9	1.2	ug/kg	
100-41-4	Ethylbenzene	ND	3.9	1.2	ug/kg	
637-92-3	Ethyl tert-Butyl Ether	ND	3.9	1.2	ug/kg	
591-78-6	2-Hexanone	ND	31	3.9	ug/kg	
87-68-3	Hexachlorobutadiene	ND	3.9	0.78	ug/kg	
98-82-8	Isopropylbenzene	ND	3.9	1.2	ug/kg	
99-87-6	p-Isopropyltoluene	ND	3.9	1.2	ug/kg	
108-10-1	4-Methyl-2-pentanone	ND	31	12	ug/kg	
74-83-9	Methyl bromide	ND	3.9	2.0	ug/kg	
74-87-3	Methyl chloride	ND	3.9	1.2	ug/kg	
74-95-3	Methylene bromide	ND	3.9	2.0	ug/kg	
75-09-2	Methylene chloride	ND	20	13	ug/kg	
78-93-3	Methyl ethyl ketone	ND	31	9.4	ug/kg	
1634-04-4	Methyl Tert Butyl Ether	ND	3.9	0.78	ug/kg	
91-20-3	Naphthalene	ND	3.9	1.2	ug/kg	
103-65-1	n-Propylbenzene	ND	3.9	1.2	ug/kg	
100-42-5	Styrene	ND	3.9	0.78	ug/kg	
994-05-8	Tert-Amyl Methyl Ether	ND	3.9	0.94	ug/kg	
75-65-0	Tert Butyl Alcohol <sup>b</sup>	ND	31	7.8	ug/kg	
630-20-6	1,1,1,2-Tetrachloroethane	ND	3.9	0.78	ug/kg	
71-55-6	1,1,1-Trichloroethane	ND	3.9	1.2	ug/kg	
79-34-5	1,1,2,2-Tetrachloroethane	ND	3.9	0.78	ug/kg	
79-00-5	1,1,2-Trichloroethane	ND	3.9	0.78	ug/kg	
87-61-6	1,2,3-Trichlorobenzene	ND	3.9	1.2	ug/kg	
96-18-4	1,2,3-Trichloropropane	ND	3.9	1.2	ug/kg	
120-82-1	1,2,4-Trichlorobenzene	ND	3.9	1.2	ug/kg	
95-63-6	1,2,4-Trimethylbenzene	ND	3.9	1.2	ug/kg	
108-67-8	1,3,5-Trimethylbenzene	ND	3.9	1.2	ug/kg	
127-18-4	Tetrachloroethylene	ND	3.9	2.7	ug/kg	
108-88-3	Toluene	ND	3.9	1.2	ug/kg	
79-01-6	Trichloroethylene	ND	3.9	0.78	ug/kg	
75-69-4	Trichlorofluoromethane	ND	3.9	0.94	ug/kg	
75-01-4	Vinyl chloride	ND	3.9	2.0	ug/kg	
1330-20-7	Xylene (total)	ND	7.8	3.1	ug/kg	

CAS No.	Surrogate Recoveries	Run# 1	Run# 2	Limits
1868-53-7	Dibromofluoromethane	107%		60-130%
2037-26-5	Toluene-D8	97%		60-130%

ND = Not detected MDL - Method Detection Limit

RL = Reporting Limit

E = Indicates value exceeds calibration range

J = Indicates an estimated value

B = Indicates analyte found in associated method blank

N = Indicates presumptive evidence of a compound

## Report of Analysis

<b>Client Sample ID:</b> P6-2.0		<b>Date Sampled:</b> 07/13/11
<b>Lab Sample ID:</b> C16985-11		<b>Date Received:</b> 07/14/11
<b>Matrix:</b> SO - Soil		<b>Percent Solids:</b> n/a <sup>a</sup>
<b>Method:</b> SW846 8260B		
<b>Project:</b> Romic Soil Investigation(Romic EPA) - 2081 Bay Road, East Palo Alto, CA		

### VOA 8260 List

CAS No.	Surrogate Recoveries	Run# 1	Run# 2	Limits
460-00-4	4-Bromofluorobenzene	104%		60-130%

(a) All results reported on wet weight basis.

(b) CCV outside of control limits (biased high); not detected in sample.

ND = Not detected      MDL - Method Detection Limit  
 RL = Reporting Limit  
 E = Indicates value exceeds calibration range

J = Indicates an estimated value  
 B = Indicates analyte found in associated method blank  
 N = Indicates presumptive evidence of a compound

## Report of Analysis

<b>Client Sample ID:</b> P6-2.0		<b>Date Sampled:</b> 07/13/11
<b>Lab Sample ID:</b> C16985-11		<b>Date Received:</b> 07/14/11
<b>Matrix:</b> SO - Soil		<b>Percent Solids:</b> n/a <sup>a</sup>
<b>Method:</b> SW846 8015B		
<b>Project:</b> Romic Soil Investigation(Romic EPA) - 2081 Bay Road, East Palo Alto, CA		

Run #	File ID	DF	Analyzed	By	Prep Date	Prep Batch	Analytical Batch
Run #1	JK21231.D	1	07/24/11	TT	n/a	n/a	GJK879
Run #2							

Run #	Initial Weight
Run #1	5.16 g
Run #2	

**TPH Volatiles**

CAS No.	Compound	Result	RL	MDL	Units	Q
	TPH-GRO (C6-C10)	ND	0.097	0.048	mg/kg	
CAS No.	Surrogate Recoveries	Run# 1	Run# 2	Limits		
98-08-8	aaa-Trifluorotoluene	89%		60-157%		

(a) All results reported on wet weight basis.

ND = Not detected      MDL - Method Detection Limit  
 RL = Reporting Limit  
 E = Indicates value exceeds calibration range

J = Indicates an estimated value  
 B = Indicates analyte found in associated method blank  
 N = Indicates presumptive evidence of a compound



## Report of Analysis

<b>Client Sample ID:</b> P6-2.0		<b>Date Sampled:</b> 07/13/11
<b>Lab Sample ID:</b> C16985-11		<b>Date Received:</b> 07/14/11
<b>Matrix:</b> SO - Soil		<b>Percent Solids:</b> n/a <sup>a</sup>
<b>Method:</b> SW846 8015B M SW846 3545A		
<b>Project:</b> Romic Soil Investigation(Romic EPA) - 2081 Bay Road, East Palo Alto, CA		

Run #	File ID	DF	Analyzed	By	Prep Date	Prep Batch	Analytical Batch
Run #1	HH15595.D	10	07/28/11	JH	07/18/11	OP4249	GHH531
Run #2							

Run #	Initial Weight	Final Volume
Run #1	10.0 g	1.0 ml
Run #2		

### TPH Extractable w/ Silica Gel Cleanup

CAS No.	Compound	Result	RL	MDL	Units	Q
	TPH (C10-C28)	659	100	50	mg/kg	
	TPH (> C28-C40)	975	200	100	mg/kg	

CAS No.	Surrogate Recoveries	Run# 1	Run# 2	Limits
630-01-3	Hexacosane	74%		45-140%

(a) All results reported on wet weight basis.

ND = Not detected      MDL - Method Detection Limit  
 RL = Reporting Limit  
 E = Indicates value exceeds calibration range

J = Indicates an estimated value  
 B = Indicates analyte found in associated method blank  
 N = Indicates presumptive evidence of a compound

## Report of Analysis

<b>Client Sample ID:</b> P6-2.0	<b>Date Sampled:</b> 07/13/11
<b>Lab Sample ID:</b> C16985-11	<b>Date Received:</b> 07/14/11
<b>Matrix:</b> SO - Soil	<b>Percent Solids:</b> n/a <sup>a</sup>
<b>Project:</b> Romic Soil Investigation(Romic EPA) - 2081 Bay Road, East Palo Alto, CA	

### Metals Analysis

Analyte	Result	RL	Units	DF	Prep	Analyzed By	Method	Prep Method
Cadmium	1.6	0.91	mg/kg	1	07/15/11	07/19/11 RS	SW846 6010B <sup>1</sup>	SW846 3050B <sup>2</sup>
Chromium	68.4	0.91	mg/kg	1	07/15/11	07/19/11 RS	SW846 6010B <sup>1</sup>	SW846 3050B <sup>2</sup>
Lead	272	1.8	mg/kg	1	07/15/11	07/19/11 RS	SW846 6010B <sup>1</sup>	SW846 3050B <sup>2</sup>

(1) Instrument QC Batch: MA1991

(2) Prep QC Batch: MP3716

(a) All results reported on wet weight basis.

RL = Reporting Limit

## Report of Analysis

<b>Client Sample ID:</b>	P6-6.5	
<b>Lab Sample ID:</b>	C16985-12	<b>Date Sampled:</b> 07/13/11
<b>Matrix:</b>	SO - Soil	<b>Date Received:</b> 07/14/11
<b>Method:</b>	SW846 8260B	<b>Percent Solids:</b> n/a <sup>a</sup>
<b>Project:</b>	Romic Soil Investigation(Romic EPA) - 2081 Bay Road, East Palo Alto, CA	

Run #1	File ID	DF	Analyzed	By	Prep Date	Prep Batch	Analytical Batch
Run #2	M25924.D	1	07/26/11	TN	n/a	n/a	VM826

Run #1	Initial Weight
Run #2	6.95 g

## VOA 8260 List

CAS No.	Compound	Result	RL	MDL	Units	Q
67-64-1	Acetone	23.4	72	14	ug/kg	J
71-43-2	Benzene	ND	3.6	1.1	ug/kg	
108-86-1	Bromobenzene	ND	3.6	1.1	ug/kg	
74-97-5	Bromochloromethane	ND	3.6	1.1	ug/kg	
75-27-4	Bromodichloromethane <sup>b</sup>	ND	3.6	0.72	ug/kg	
75-25-2	Bromoform	ND	3.6	0.72	ug/kg	
104-51-8	n-Butylbenzene	ND	3.6	1.1	ug/kg	
135-98-8	sec-Butylbenzene	ND	3.6	1.1	ug/kg	
98-06-6	tert-Butylbenzene	ND	3.6	1.1	ug/kg	
108-90-7	Chlorobenzene	52.3	3.6	1.1	ug/kg	
75-00-3	Chloroethane	ND	3.6	1.1	ug/kg	
67-66-3	Chloroform	ND	3.6	1.1	ug/kg	
95-49-8	o-Chlorotoluene	ND	3.6	1.1	ug/kg	
106-43-4	p-Chlorotoluene	ND	3.6	1.1	ug/kg	
56-23-5	Carbon tetrachloride	ND	3.6	0.72	ug/kg	
75-34-3	1,1-Dichloroethane	ND	3.6	0.72	ug/kg	
75-35-4	1,1-Dichloroethylene	ND	3.6	1.1	ug/kg	
563-58-6	1,1-Dichloropropene	ND	3.6	1.1	ug/kg	
96-12-8	1,2-Dibromo-3-chloropropane	ND	3.6	0.72	ug/kg	
106-93-4	1,2-Dibromoethane	ND	3.6	0.72	ug/kg	
107-06-2	1,2-Dichloroethane	ND	3.6	1.1	ug/kg	
78-87-5	1,2-Dichloropropane	ND	3.6	1.1	ug/kg	
142-28-9	1,3-Dichloropropane	ND	3.6	1.1	ug/kg	
108-20-3	Di-Isopropyl ether	ND	3.6	1.1	ug/kg	
594-20-7	2,2-Dichloropropane	ND	3.6	1.1	ug/kg	
124-48-1	Dibromochloromethane	ND	3.6	0.72	ug/kg	
75-71-8	Dichlorodifluoromethane	ND	3.6	0.72	ug/kg	
156-59-2	cis-1,2-Dichloroethylene	10.5	3.6	1.1	ug/kg	
10061-01-5	cis-1,3-Dichloropropene	ND	3.6	1.1	ug/kg	
541-73-1	m-Dichlorobenzene	ND	3.6	1.1	ug/kg	
95-50-1	o-Dichlorobenzene	ND	3.6	1.1	ug/kg	
106-46-7	p-Dichlorobenzene	ND	3.6	1.1	ug/kg	

ND = Not detected MDL - Method Detection Limit

RL = Reporting Limit

E = Indicates value exceeds calibration range

J = Indicates an estimated value

B = Indicates analyte found in associated method blank

N = Indicates presumptive evidence of a compound

## Report of Analysis

<b>Client Sample ID:</b>	P6-6.5	<b>Date Sampled:</b>	07/13/11
<b>Lab Sample ID:</b>	C16985-12	<b>Date Received:</b>	07/14/11
<b>Matrix:</b>	SO - Soil	<b>Percent Solids:</b>	n/a <sup>a</sup>
<b>Method:</b>	SW846 8260B	<b>Project:</b> Romic Soil Investigation(Romic EPA) - 2081 Bay Road,East Palo Alto,CA	

## VOA 8260 List

CAS No.	Compound	Result	RL	MDL	Units	Q
156-60-5	trans-1,2-Dichloroethylene	2.4	3.6	1.1	ug/kg	J
10061-02-6	trans-1,3-Dichloropropene	ND	3.6	1.1	ug/kg	
100-41-4	Ethylbenzene	ND	3.6	1.1	ug/kg	
637-92-3	Ethyl tert-Butyl Ether	ND	3.6	1.1	ug/kg	
591-78-6	2-Hexanone	ND	29	3.6	ug/kg	
87-68-3	Hexachlorobutadiene	ND	3.6	0.72	ug/kg	
98-82-8	Isopropylbenzene	ND	3.6	1.1	ug/kg	
99-87-6	p-Isopropyltoluene	ND	3.6	1.1	ug/kg	
108-10-1	4-Methyl-2-pentanone	ND	29	11	ug/kg	
74-83-9	Methyl bromide	ND	3.6	1.8	ug/kg	
74-87-3	Methyl chloride	ND	3.6	1.1	ug/kg	
74-95-3	Methylene bromide	ND	3.6	1.8	ug/kg	
75-09-2	Methylene chloride	ND	18	12	ug/kg	
78-93-3	Methyl ethyl ketone	ND	29	8.6	ug/kg	
1634-04-4	Methyl Tert Butyl Ether	ND	3.6	0.72	ug/kg	
91-20-3	Naphthalene	ND	3.6	1.1	ug/kg	
103-65-1	n-Propylbenzene	ND	3.6	1.1	ug/kg	
100-42-5	Styrene	ND	3.6	0.72	ug/kg	
994-05-8	Tert-Amyl Methyl Ether	ND	3.6	0.86	ug/kg	
75-65-0	Tert Butyl Alcohol <sup>b</sup>	ND	29	7.2	ug/kg	
630-20-6	1,1,1,2-Tetrachloroethane	ND	3.6	0.72	ug/kg	
71-55-6	1,1,1-Trichloroethane	ND	3.6	1.1	ug/kg	
79-34-5	1,1,2,2-Tetrachloroethane	ND	3.6	0.72	ug/kg	
79-00-5	1,1,2-Trichloroethane	ND	3.6	0.72	ug/kg	
87-61-6	1,2,3-Trichlorobenzene	ND	3.6	1.1	ug/kg	
96-18-4	1,2,3-Trichloropropane	ND	3.6	1.1	ug/kg	
120-82-1	1,2,4-Trichlorobenzene	ND	3.6	1.1	ug/kg	
95-63-6	1,2,4-Trimethylbenzene	ND	3.6	1.1	ug/kg	
108-67-8	1,3,5-Trimethylbenzene	ND	3.6	1.1	ug/kg	
127-18-4	Tetrachloroethylene	ND	3.6	2.5	ug/kg	
108-88-3	Toluene	ND	3.6	1.1	ug/kg	
79-01-6	Trichloroethylene	ND	3.6	0.72	ug/kg	
75-69-4	Trichlorofluoromethane	ND	3.6	0.86	ug/kg	
75-01-4	Vinyl chloride	ND	3.6	1.8	ug/kg	
1330-20-7	Xylene (total)	ND	7.2	2.9	ug/kg	

CAS No.	Surrogate Recoveries	Run# 1	Run# 2	Limits
1868-53-7	Dibromofluoromethane	110%		60-130%
2037-26-5	Toluene-D8	94%		60-130%

ND = Not detected MDL - Method Detection Limit

RL = Reporting Limit

E = Indicates value exceeds calibration range

J = Indicates an estimated value

B = Indicates analyte found in associated method blank

N = Indicates presumptive evidence of a compound

## Report of Analysis

<b>Client Sample ID:</b>	P6-6.5	
<b>Lab Sample ID:</b>	C16985-12	<b>Date Sampled:</b> 07/13/11
<b>Matrix:</b>	SO - Soil	<b>Date Received:</b> 07/14/11
<b>Method:</b>	SW846 8260B	<b>Percent Solids:</b> n/a <sup>a</sup>
<b>Project:</b>	Romic Soil Investigation(Romic EPA) - 2081 Bay Road, East Palo Alto, CA	

## VOA 8260 List

CAS No.	Surrogate Recoveries	Run# 1	Run# 2	Limits
460-00-4	4-Bromofluorobenzene	105%		60-130%

(a) All results reported on wet weight basis.

(b) CCV outside of control limits (biased high); not detected in sample.

ND = Not detected      MDL - Method Detection Limit  
 RL = Reporting Limit  
 E = Indicates value exceeds calibration range

J = Indicates an estimated value  
 B = Indicates analyte found in associated method blank  
 N = Indicates presumptive evidence of a compound

## Report of Analysis

<b>Client Sample ID:</b> P6-6.5		<b>Date Sampled:</b> 07/13/11
<b>Lab Sample ID:</b> C16985-12		<b>Date Received:</b> 07/14/11
<b>Matrix:</b> SO - Soil		<b>Percent Solids:</b> n/a <sup>a</sup>
<b>Method:</b> SW846 8015B		
<b>Project:</b> Romic Soil Investigation(Romic EPA) - 2081 Bay Road, East Palo Alto, CA		

Run #	File ID	DF	Analyzed	By	Prep Date	Prep Batch	Analytical Batch
Run #1 <sup>b</sup>	JK21232.D	1	07/24/11	TT	n/a	n/a	GJK879
Run #2							

Run #	Initial Weight
Run #1	5.21 g
Run #2	

**TPH Volatiles**

CAS No.	Compound	Result	RL	MDL	Units	Q
	TPH-GRO (C6-C10)	0.294	0.096	0.048	mg/kg	
CAS No.	Surrogate Recoveries	Run# 1	Run# 2	Limits		
98-08-8	aaa-Trifluorotoluene	90%		60-157%		

- (a) All results reported on wet weight basis.
- (b) Atypical pattern.

ND = Not detected      MDL - Method Detection Limit  
 RL = Reporting Limit  
 E = Indicates value exceeds calibration range

J = Indicates an estimated value  
 B = Indicates analyte found in associated method blank  
 N = Indicates presumptive evidence of a compound

## Report of Analysis

<b>Client Sample ID:</b> P6-6.5		<b>Date Sampled:</b> 07/13/11
<b>Lab Sample ID:</b> C16985-12		<b>Date Received:</b> 07/14/11
<b>Matrix:</b> SO - Soil		<b>Percent Solids:</b> n/a <sup>a</sup>
<b>Method:</b> SW846 8015B M SW846 3545A		
<b>Project:</b> Romic Soil Investigation(Romic EPA) - 2081 Bay Road, East Palo Alto, CA		

Run #	File ID	DF	Analyzed	By	Prep Date	Prep Batch	Analytical Batch
Run #1	GG27035.D	1	07/24/11	JH	07/22/11	OP4276	GGG727
Run #2							

Run #	Initial Weight	Final Volume
Run #1	10.0 g	1.0 ml
Run #2		

### TPH Extractable w/ Silica Gel Cleanup

CAS No.	Compound	Result	RL	MDL	Units	Q
	TPH (C10-C28)	ND	10	5.0	mg/kg	
	TPH (> C28-C40)	ND	20	10	mg/kg	

CAS No.	Surrogate Recoveries	Run# 1	Run# 2	Limits
630-01-3	Hexacosane	90%		45-140%

(a) All results reported on wet weight basis.

ND = Not detected      MDL - Method Detection Limit  
 RL = Reporting Limit

J = Indicates an estimated value  
 B = Indicates analyte found in associated method blank  
 N = Indicates presumptive evidence of a compound

## Report of Analysis

<b>Client Sample ID:</b> P6-6.5	<b>Date Sampled:</b> 07/13/11
<b>Lab Sample ID:</b> C16985-12	<b>Date Received:</b> 07/14/11
<b>Matrix:</b> SO - Soil	<b>Percent Solids:</b> n/a <sup>a</sup>
<b>Project:</b> Romic Soil Investigation(Romic EPA) - 2081 Bay Road, East Palo Alto, CA	

### Metals Analysis

Analyte	Result	RL	Units	DF	Prep	Analyzed By	Method	Prep Method
Cadmium	< 0.95	0.95	mg/kg	1	07/15/11	07/19/11 RS	SW846 6010B <sup>1</sup>	SW846 3050B <sup>2</sup>
Chromium	33.4	0.95	mg/kg	1	07/15/11	07/19/11 RS	SW846 6010B <sup>1</sup>	SW846 3050B <sup>2</sup>
Lead <sup>b</sup>	< 3.8	3.8	mg/kg	1	07/15/11	07/19/11 RS	SW846 6010B <sup>1</sup>	SW846 3050B <sup>2</sup>

(1) Instrument QC Batch: MA1991

(2) Prep QC Batch: MP3716

(a) All results reported on wet weight basis.

(b) Elevated reporting limit(s) due to matrix interference.

RL = Reporting Limit



## Report of Analysis

<b>Client Sample ID:</b> Q6-0.8		<b>Date Sampled:</b> 07/13/11
<b>Lab Sample ID:</b> C16985-13		<b>Date Received:</b> 07/14/11
<b>Matrix:</b> SO - Soil		<b>Percent Solids:</b> n/a <sup>a</sup>
<b>Method:</b> SW846 8015B		
<b>Project:</b> Romic Soil Investigation(Romic EPA) - 2081 Bay Road, East Palo Alto, CA		

Run #	File ID	DF	Analyzed	By	Prep Date	Prep Batch	Analytical Batch
Run #1	JK21233.D	1	07/24/11	TT	n/a	n/a	GJK879
Run #2							

Run #	Initial Weight
Run #1	5.20 g
Run #2	

### TPH Volatiles

CAS No.	Compound	Result	RL	MDL	Units	Q
	TPH-GRO (C6-C10)	0.0632	0.096	0.048	mg/kg	J

CAS No.	Surrogate Recoveries	Run# 1	Run# 2	Limits
98-08-8	aaa-Trifluorotoluene	90%		60-157%

(a) All results reported on wet weight basis.

ND = Not detected      MDL - Method Detection Limit  
 RL = Reporting Limit  
 E = Indicates value exceeds calibration range

J = Indicates an estimated value  
 B = Indicates analyte found in associated method blank  
 N = Indicates presumptive evidence of a compound

## Report of Analysis

<b>Client Sample ID:</b> Q6-0.8	<b>Date Sampled:</b> 07/13/11
<b>Lab Sample ID:</b> C16985-13	<b>Date Received:</b> 07/14/11
<b>Matrix:</b> SO - Soil	<b>Percent Solids:</b> n/a <sup>a</sup>
<b>Method:</b> SW846 8015B M SW846 3545A	
<b>Project:</b> Romic Soil Investigation(Romic EPA) - 2081 Bay Road, East Palo Alto, CA	

	File ID	DF	Analyzed	By	Prep Date	Prep Batch	Analytical Batch
Run #1	HH15602.D	4	07/28/11	JH	07/18/11	OP4249	GHH531
Run #2							

	Initial Weight	Final Volume
Run #1	10.2 g	1.0 ml
Run #2		

### TPH Extractable w/ Silica Gel Cleanup

CAS No.	Compound	Result	RL	MDL	Units	Q
	TPH (C10-C28)	87.5	39	20	mg/kg	
	TPH (> C28-C40)	237	78	39	mg/kg	

CAS No.	Surrogate Recoveries	Run# 1	Run# 2	Limits
630-01-3	Hexacosane	67%		45-140%

(a) All results reported on wet weight basis.

ND = Not detected      MDL - Method Detection Limit  
 RL = Reporting Limit  
 E = Indicates value exceeds calibration range

J = Indicates an estimated value  
 B = Indicates analyte found in associated method blank  
 N = Indicates presumptive evidence of a compound

## Report of Analysis

<b>Client Sample ID:</b> Q6-0.8	<b>Date Sampled:</b> 07/13/11
<b>Lab Sample ID:</b> C16985-13	<b>Date Received:</b> 07/14/11
<b>Matrix:</b> SO - Soil	<b>Percent Solids:</b> n/a <sup>a</sup>
<b>Project:</b> Romic Soil Investigation(Romic EPA) - 2081 Bay Road, East Palo Alto, CA	

### Metals Analysis

Analyte	Result	RL	Units	DF	Prep	Analyzed By	Method	Prep Method
Cadmium	< 0.88	0.88	mg/kg	1	07/15/11	07/19/11 RS	SW846 6010B <sup>1</sup>	SW846 3050B <sup>2</sup>
Chromium	41.0	0.88	mg/kg	1	07/15/11	07/19/11 RS	SW846 6010B <sup>1</sup>	SW846 3050B <sup>2</sup>
Lead	< 1.8	1.8	mg/kg	1	07/15/11	07/19/11 RS	SW846 6010B <sup>1</sup>	SW846 3050B <sup>2</sup>

(1) Instrument QC Batch: MA1991

(2) Prep QC Batch: MP3716

(a) All results reported on wet weight basis.

---

RL = Reporting Limit

## Report of Analysis

<b>Client Sample ID:</b>	Q6-3.3	<b>Date Sampled:</b>	07/13/11
<b>Lab Sample ID:</b>	C16985-14	<b>Date Received:</b>	07/14/11
<b>Matrix:</b>	SO - Soil	<b>Percent Solids:</b>	n/a <sup>a</sup>
<b>Method:</b>	SW846 8260B	<b>Project:</b> Romic Soil Investigation(Romic EPA) - 2081 Bay Road, East Palo Alto, CA	

Run #	File ID	DF	Analyzed	By	Prep Date	Prep Batch	Analytical Batch
Run #1 <sup>b</sup>	M25927.D	1	07/26/11	TN	n/a	n/a	VM826
Run #2							

Run #	Initial Weight	Final Volume	Methanol Aliquot
Run #1	5.41 g	5.0 ml	100 ul
Run #2			

## VOA 8260 List

CAS No.	Compound	Result	RL	MDL	Units	Q
67-64-1	Acetone	ND	4600	920	ug/kg	
71-43-2	Benzene	ND	230	69	ug/kg	
108-86-1	Bromobenzene	ND	230	69	ug/kg	
74-97-5	Bromochloromethane	ND	230	69	ug/kg	
75-27-4	Bromodichloromethane <sup>c</sup>	ND	230	46	ug/kg	
75-25-2	Bromoform	ND	230	46	ug/kg	
104-51-8	n-Butylbenzene	ND	230	69	ug/kg	
135-98-8	sec-Butylbenzene	ND	230	69	ug/kg	
98-06-6	tert-Butylbenzene	ND	230	69	ug/kg	
108-90-7	Chlorobenzene	ND	230	69	ug/kg	
75-00-3	Chloroethane	ND	230	69	ug/kg	
67-66-3	Chloroform	ND	230	69	ug/kg	
95-49-8	o-Chlorotoluene	ND	230	69	ug/kg	
106-43-4	p-Chlorotoluene	ND	230	69	ug/kg	
56-23-5	Carbon tetrachloride	ND	230	46	ug/kg	
75-34-3	1,1-Dichloroethane	ND	230	46	ug/kg	
75-35-4	1,1-Dichloroethylene	ND	230	69	ug/kg	
563-58-6	1,1-Dichloropropene	ND	230	69	ug/kg	
96-12-8	1,2-Dibromo-3-chloropropane	ND	230	46	ug/kg	
106-93-4	1,2-Dibromoethane	ND	230	46	ug/kg	
107-06-2	1,2-Dichloroethane	ND	230	69	ug/kg	
78-87-5	1,2-Dichloropropane	ND	230	69	ug/kg	
142-28-9	1,3-Dichloropropane	ND	230	69	ug/kg	
108-20-3	Di-Isopropyl ether	ND	230	69	ug/kg	
594-20-7	2,2-Dichloropropane	ND	230	69	ug/kg	
124-48-1	Dibromochloromethane	ND	230	46	ug/kg	
75-71-8	Dichlorodifluoromethane	ND	230	46	ug/kg	
156-59-2	cis-1,2-Dichloroethylene	ND	230	69	ug/kg	
10061-01-5	cis-1,3-Dichloropropene	ND	230	69	ug/kg	
541-73-1	m-Dichlorobenzene	ND	230	69	ug/kg	
95-50-1	o-Dichlorobenzene	ND	230	69	ug/kg	
106-46-7	p-Dichlorobenzene	ND	230	69	ug/kg	

ND = Not detected MDL - Method Detection Limit

RL = Reporting Limit

E = Indicates value exceeds calibration range

J = Indicates an estimated value

B = Indicates analyte found in associated method blank

N = Indicates presumptive evidence of a compound

## Report of Analysis

<b>Client Sample ID:</b>	Q6-3.3	<b>Date Sampled:</b>	07/13/11
<b>Lab Sample ID:</b>	C16985-14	<b>Date Received:</b>	07/14/11
<b>Matrix:</b>	SO - Soil	<b>Percent Solids:</b>	n/a <sup>a</sup>
<b>Method:</b>	SW846 8260B		
<b>Project:</b>	Romic Soil Investigation(Romic EPA) - 2081 Bay Road,East Palo Alto,CA		

## VOA 8260 List

CAS No.	Compound	Result	RL	MDL	Units	Q
156-60-5	trans-1,2-Dichloroethylene	ND	230	69	ug/kg	
10061-02-6	trans-1,3-Dichloropropene	ND	230	69	ug/kg	
100-41-4	Ethylbenzene	313	230	69	ug/kg	
637-92-3	Ethyl tert-Butyl Ether	ND	230	69	ug/kg	
591-78-6	2-Hexanone	ND	1800	230	ug/kg	
87-68-3	Hexachlorobutadiene	ND	230	46	ug/kg	
98-82-8	Isopropylbenzene	ND	230	69	ug/kg	
99-87-6	p-Isopropyltoluene	ND	230	69	ug/kg	
108-10-1	4-Methyl-2-pentanone	ND	1800	690	ug/kg	
74-83-9	Methyl bromide	ND	230	120	ug/kg	
74-87-3	Methyl chloride	ND	230	69	ug/kg	
74-95-3	Methylene bromide	ND	230	120	ug/kg	
75-09-2	Methylene chloride	ND	1200	740	ug/kg	
78-93-3	Methyl ethyl ketone	ND	1800	550	ug/kg	
1634-04-4	Methyl Tert Butyl Ether	ND	230	46	ug/kg	
91-20-3	Naphthalene	ND	230	69	ug/kg	
103-65-1	n-Propylbenzene	ND	230	69	ug/kg	
100-42-5	Styrene	ND	230	46	ug/kg	
994-05-8	Tert-Amyl Methyl Ether	ND	230	55	ug/kg	
75-65-0	Tert Butyl Alcohol <sup>c</sup>	ND	1800	460	ug/kg	
630-20-6	1,1,1,2-Tetrachloroethane	ND	230	46	ug/kg	
71-55-6	1,1,1-Trichloroethane	ND	230	69	ug/kg	
79-34-5	1,1,2,2-Tetrachloroethane	ND	230	46	ug/kg	
79-00-5	1,1,2-Trichloroethane	ND	230	46	ug/kg	
87-61-6	1,2,3-Trichlorobenzene	ND	230	69	ug/kg	
96-18-4	1,2,3-Trichloropropane	ND	230	69	ug/kg	
120-82-1	1,2,4-Trichlorobenzene	ND	230	69	ug/kg	
95-63-6	1,2,4-Trimethylbenzene	246	230	69	ug/kg	
108-67-8	1,3,5-Trimethylbenzene	ND	230	69	ug/kg	
127-18-4	Tetrachloroethylene	ND	230	160	ug/kg	
108-88-3	Toluene	ND	230	69	ug/kg	
79-01-6	Trichloroethylene	ND	230	46	ug/kg	
75-69-4	Trichlorofluoromethane	ND	230	55	ug/kg	
75-01-4	Vinyl chloride	ND	230	120	ug/kg	
1330-20-7	Xylene (total)	959	460	180	ug/kg	

CAS No.	Surrogate Recoveries	Run# 1	Run# 2	Limits
1868-53-7	Dibromofluoromethane	105%		60-130%
2037-26-5	Toluene-D8	94%		60-130%

ND = Not detected MDL - Method Detection Limit

RL = Reporting Limit

E = Indicates value exceeds calibration range

J = Indicates an estimated value

B = Indicates analyte found in associated method blank

N = Indicates presumptive evidence of a compound

## Report of Analysis

<b>Client Sample ID:</b> Q6-3.3	
<b>Lab Sample ID:</b> C16985-14	<b>Date Sampled:</b> 07/13/11
<b>Matrix:</b> SO - Soil	<b>Date Received:</b> 07/14/11
<b>Method:</b> SW846 8260B	<b>Percent Solids:</b> n/a <sup>a</sup>
<b>Project:</b> Romic Soil Investigation(Romic EPA) - 2081 Bay Road, East Palo Alto, CA	

### VOA 8260 List

CAS No.	Surrogate Recoveries	Run# 1	Run# 2	Limits
460-00-4	4-Bromofluorobenzene	114%		60-130%

- (a) All results reported on wet weight basis.
- (b) Dilution required due to high concentration of non-target hydrocarbons.
- (c) CCV outside of control limits (biased high); not detected in sample.

ND = Not detected      MDL - Method Detection Limit  
 RL = Reporting Limit  
 E = Indicates value exceeds calibration range

J = Indicates an estimated value  
 B = Indicates analyte found in associated method blank  
 N = Indicates presumptive evidence of a compound

## Report of Analysis

<b>Client Sample ID:</b> Q6-3.3		<b>Date Sampled:</b> 07/13/11
<b>Lab Sample ID:</b> C16985-14		<b>Date Received:</b> 07/14/11
<b>Matrix:</b> SO - Soil		<b>Percent Solids:</b> n/a <sup>a</sup>
<b>Method:</b> SW846 8015B		
<b>Project:</b> Romic Soil Investigation(Romic EPA) - 2081 Bay Road, East Palo Alto, CA		

Run #	File ID	DF	Analyzed	By	Prep Date	Prep Batch	Analytical Batch
Run #1 <sup>b</sup>	JK21256.D	1	07/25/11	TT	n/a	n/a	GJK879
Run #2							

Run #	Initial Weight	Final Volume	Methanol Aliquot
Run #1	5.23 g	5.0 ml	100 ul
Run #2			

**TPH Volatiles**

CAS No.	Compound	Result	RL	MDL	Units	Q
	TPH-GRO (C6-C10)	37.1	4.8	2.4	mg/kg	
CAS No.	Surrogate Recoveries	Run# 1	Run# 2	Limits		
98-08-8	aaa-Trifluorotoluene	87%		60-157%		

- (a) All results reported on wet weight basis.
- (b) Atypical pattern. Value due to unknown hydrocarbon(s).

---

ND = Not detected      MDL - Method Detection Limit      J = Indicates an estimated value  
 RL = Reporting Limit      B = Indicates analyte found in associated method blank  
 E = Indicates value exceeds calibration range      N = Indicates presumptive evidence of a compound

## Report of Analysis

<b>Client Sample ID:</b> Q6-3.3		<b>Date Sampled:</b> 07/13/11
<b>Lab Sample ID:</b> C16985-14		<b>Date Received:</b> 07/14/11
<b>Matrix:</b> SO - Soil		<b>Percent Solids:</b> n/a <sup>a</sup>
<b>Method:</b> SW846 8015B M SW846 3545A		
<b>Project:</b> Romic Soil Investigation(Romic EPA) - 2081 Bay Road, East Palo Alto, CA		

Run #	File ID	DF	Analyzed	By	Prep Date	Prep Batch	Analytical Batch
Run #1	HH15594.D	10	07/28/11	JH	07/18/11	OP4249	GHH531
Run #2							

Run #	Initial Weight	Final Volume
Run #1	10.2 g	1.0 ml
Run #2		

### TPH Extractable w/ Silica Gel Cleanup

CAS No.	Compound	Result	RL	MDL	Units	Q
	TPH (C10-C28)	934	98	49	mg/kg	
	TPH (> C28-C40)	1200	200	98	mg/kg	

CAS No.	Surrogate Recoveries	Run# 1	Run# 2	Limits
630-01-3	Hexacosane	86%		45-140%

(a) All results reported on wet weight basis.

---

ND = Not detected	MDL - Method Detection Limit	J = Indicates an estimated value
RL = Reporting Limit		B = Indicates analyte found in associated method blank
E = Indicates value exceeds calibration range		N = Indicates presumptive evidence of a compound



## Report of Analysis

<b>Client Sample ID:</b> Q6-3.3	<b>Date Sampled:</b> 07/13/11
<b>Lab Sample ID:</b> C16985-14	<b>Date Received:</b> 07/14/11
<b>Matrix:</b> SO - Soil	<b>Percent Solids:</b> n/a <sup>a</sup>
<b>Project:</b> Romic Soil Investigation(Romic EPA) - 2081 Bay Road, East Palo Alto, CA	

### Metals Analysis

Analyte	Result	RL	Units	DF	Prep	Analyzed By	Method	Prep Method
Cadmium	1.7	0.89	mg/kg	1	07/15/11	07/19/11 RS	SW846 6010B <sup>1</sup>	SW846 3050B <sup>2</sup>
Chromium	54.7	0.89	mg/kg	1	07/15/11	07/19/11 RS	SW846 6010B <sup>1</sup>	SW846 3050B <sup>2</sup>
Lead	271	1.8	mg/kg	1	07/15/11	07/19/11 RS	SW846 6010B <sup>1</sup>	SW846 3050B <sup>2</sup>

(1) Instrument QC Batch: MA1991

(2) Prep QC Batch: MP3716

(a) All results reported on wet weight basis.

RL = Reporting Limit

## Report of Analysis

<b>Client Sample ID:</b> Q6-6.3	
<b>Lab Sample ID:</b> C16985-15	<b>Date Sampled:</b> 07/13/11
<b>Matrix:</b> SO - Soil	<b>Date Received:</b> 07/14/11
<b>Method:</b> SW846 8260B	<b>Percent Solids:</b> n/a <sup>a</sup>
<b>Project:</b> Romic Soil Investigation(Romic EPA) - 2081 Bay Road, East Palo Alto, CA	

Run #1	File ID	DF	Analyzed	By	Prep Date	Prep Batch	Analytical Batch
Run #1	M25947.D	1	07/26/11	TN	n/a	n/a	VM827
Run #2							

Run #1	Initial Weight
Run #1	6.84 g
Run #2	

## VOA 8260 List

CAS No.	Compound	Result	RL	MDL	Units	Q
67-64-1	Acetone	30.4	73	15	ug/kg	J
71-43-2	Benzene	6.4	3.7	1.1	ug/kg	
108-86-1	Bromobenzene	ND	3.7	1.1	ug/kg	
74-97-5	Bromochloromethane	ND	3.7	1.1	ug/kg	
75-27-4	Bromodichloromethane	ND	3.7	0.73	ug/kg	
75-25-2	Bromoform	ND	3.7	0.73	ug/kg	
104-51-8	n-Butylbenzene	ND	3.7	1.1	ug/kg	
135-98-8	sec-Butylbenzene	ND	3.7	1.1	ug/kg	
98-06-6	tert-Butylbenzene	ND	3.7	1.1	ug/kg	
108-90-7	Chlorobenzene	1.4	3.7	1.1	ug/kg	J
75-00-3	Chloroethane	50.2	3.7	1.1	ug/kg	
67-66-3	Chloroform	ND	3.7	1.1	ug/kg	
95-49-8	o-Chlorotoluene	ND	3.7	1.1	ug/kg	
106-43-4	p-Chlorotoluene	ND	3.7	1.1	ug/kg	
56-23-5	Carbon tetrachloride	ND	3.7	0.73	ug/kg	
75-34-3	1,1-Dichloroethane	76.4	3.7	0.73	ug/kg	
75-35-4	1,1-Dichloroethylene	ND	3.7	1.1	ug/kg	
563-58-6	1,1-Dichloropropene	ND	3.7	1.1	ug/kg	
96-12-8	1,2-Dibromo-3-chloropropane	ND	3.7	0.73	ug/kg	
106-93-4	1,2-Dibromoethane	ND	3.7	0.73	ug/kg	
107-06-2	1,2-Dichloroethane	1.1	3.7	1.1	ug/kg	J
78-87-5	1,2-Dichloropropane	ND	3.7	1.1	ug/kg	
142-28-9	1,3-Dichloropropane	ND	3.7	1.1	ug/kg	
108-20-3	Di-Isopropyl ether	ND	3.7	1.1	ug/kg	
594-20-7	2,2-Dichloropropane	ND	3.7	1.1	ug/kg	
124-48-1	Dibromochloromethane	ND	3.7	0.73	ug/kg	
75-71-8	Dichlorodifluoromethane	ND	3.7	0.73	ug/kg	
156-59-2	cis-1,2-Dichloroethylene	15.2	3.7	1.1	ug/kg	
10061-01-5	cis-1,3-Dichloropropene	ND	3.7	1.1	ug/kg	
541-73-1	m-Dichlorobenzene	ND	3.7	1.1	ug/kg	
95-50-1	o-Dichlorobenzene	ND	3.7	1.1	ug/kg	
106-46-7	p-Dichlorobenzene	ND	3.7	1.1	ug/kg	

ND = Not detected MDL - Method Detection Limit

RL = Reporting Limit

E = Indicates value exceeds calibration range

J = Indicates an estimated value

B = Indicates analyte found in associated method blank

N = Indicates presumptive evidence of a compound

## Report of Analysis

<b>Client Sample ID:</b>	Q6-6.3	<b>Date Sampled:</b>	07/13/11
<b>Lab Sample ID:</b>	C16985-15	<b>Date Received:</b>	07/14/11
<b>Matrix:</b>	SO - Soil	<b>Percent Solids:</b>	n/a <sup>a</sup>
<b>Method:</b>	SW846 8260B	<b>Project:</b> Romic Soil Investigation(Romic EPA) - 2081 Bay Road,East Palo Alto,CA	

## VOA 8260 List

CAS No.	Compound	Result	RL	MDL	Units	Q
156-60-5	trans-1,2-Dichloroethylene	3.9	3.7	1.1	ug/kg	
10061-02-6	trans-1,3-Dichloropropene	ND	3.7	1.1	ug/kg	
100-41-4	Ethylbenzene	ND	3.7	1.1	ug/kg	
637-92-3	Ethyl tert-Butyl Ether	ND	3.7	1.1	ug/kg	
591-78-6	2-Hexanone	ND	29	3.7	ug/kg	
87-68-3	Hexachlorobutadiene	ND	3.7	0.73	ug/kg	
98-82-8	Isopropylbenzene	ND	3.7	1.1	ug/kg	
99-87-6	p-Isopropyltoluene	ND	3.7	1.1	ug/kg	
108-10-1	4-Methyl-2-pentanone	ND	29	11	ug/kg	
74-83-9	Methyl bromide	ND	3.7	1.8	ug/kg	
74-87-3	Methyl chloride	ND	3.7	1.1	ug/kg	
74-95-3	Methylene bromide	ND	3.7	1.8	ug/kg	
75-09-2	Methylene chloride	ND	18	12	ug/kg	
78-93-3	Methyl ethyl ketone	ND	29	8.8	ug/kg	
1634-04-4	Methyl Tert Butyl Ether	ND	3.7	0.73	ug/kg	
91-20-3	Naphthalene	ND	3.7	1.1	ug/kg	
103-65-1	n-Propylbenzene	ND	3.7	1.1	ug/kg	
100-42-5	Styrene	ND	3.7	0.73	ug/kg	
994-05-8	Tert-Amyl Methyl Ether	ND	3.7	0.88	ug/kg	
75-65-0	Tert Butyl Alcohol	ND	29	7.3	ug/kg	
630-20-6	1,1,1,2-Tetrachloroethane	ND	3.7	0.73	ug/kg	
71-55-6	1,1,1-Trichloroethane	ND	3.7	1.1	ug/kg	
79-34-5	1,1,2,2-Tetrachloroethane	ND	3.7	0.73	ug/kg	
79-00-5	1,1,2-Trichloroethane	ND	3.7	0.73	ug/kg	
87-61-6	1,2,3-Trichlorobenzene	ND	3.7	1.1	ug/kg	
96-18-4	1,2,3-Trichloropropane	ND	3.7	1.1	ug/kg	
120-82-1	1,2,4-Trichlorobenzene	ND	3.7	1.1	ug/kg	
95-63-6	1,2,4-Trimethylbenzene	ND	3.7	1.1	ug/kg	
108-67-8	1,3,5-Trimethylbenzene	ND	3.7	1.1	ug/kg	
127-18-4	Tetrachloroethylene	ND	3.7	2.6	ug/kg	
108-88-3	Toluene	ND	3.7	1.1	ug/kg	
79-01-6	Trichloroethylene	1.7	3.7	0.73	ug/kg	J
75-69-4	Trichlorofluoromethane <sup>b</sup>	ND	3.7	0.88	ug/kg	
75-01-4	Vinyl chloride	6.7	3.7	1.8	ug/kg	
1330-20-7	Xylene (total)	ND	7.3	2.9	ug/kg	

CAS No.	Surrogate Recoveries	Run# 1	Run# 2	Limits
1868-53-7	Dibromofluoromethane	111%		60-130%
2037-26-5	Toluene-D8	96%		60-130%

ND = Not detected MDL - Method Detection Limit

RL = Reporting Limit

E = Indicates value exceeds calibration range

J = Indicates an estimated value

B = Indicates analyte found in associated method blank

N = Indicates presumptive evidence of a compound

## Report of Analysis

<b>Client Sample ID:</b> Q6-6.3	
<b>Lab Sample ID:</b> C16985-15	<b>Date Sampled:</b> 07/13/11
<b>Matrix:</b> SO - Soil	<b>Date Received:</b> 07/14/11
<b>Method:</b> SW846 8260B	<b>Percent Solids:</b> n/a <sup>a</sup>
<b>Project:</b> Romic Soil Investigation(Romic EPA) - 2081 Bay Road, East Palo Alto, CA	

### VOA 8260 List

CAS No.	Surrogate Recoveries	Run# 1	Run# 2	Limits
460-00-4	4-Bromofluorobenzene	117%		60-130%

(a) All results reported on wet weight basis.

(b) CCV outside of control limits (biased high); not detected in sample.

ND = Not detected      MDL - Method Detection Limit  
 RL = Reporting Limit  
 E = Indicates value exceeds calibration range

J = Indicates an estimated value  
 B = Indicates analyte found in associated method blank  
 N = Indicates presumptive evidence of a compound

## Report of Analysis

<b>Client Sample ID:</b> Q6-6.3		<b>Date Sampled:</b> 07/13/11
<b>Lab Sample ID:</b> C16985-15		<b>Date Received:</b> 07/14/11
<b>Matrix:</b> SO - Soil		<b>Percent Solids:</b> n/a <sup>a</sup>
<b>Method:</b> SW846 8015B		
<b>Project:</b> Romic Soil Investigation(Romic EPA) - 2081 Bay Road, East Palo Alto, CA		

Run #	File ID	DF	Analyzed	By	Prep Date	Prep Batch	Analytical Batch
Run #1	JK21258.D	1	07/25/11	TT	n/a	n/a	GJK879
Run #2							

Run #	Initial Weight
Run #1	5.12 g
Run #2	

**TPH Volatiles**

CAS No.	Compound	Result	RL	MDL	Units	Q
	TPH-GRO (C6-C10)	ND	0.098	0.049	mg/kg	
CAS No.	Surrogate Recoveries	Run# 1	Run# 2	Limits		
98-08-8	aaa-Trifluorotoluene	91%		60-157%		

(a) All results reported on wet weight basis.

ND = Not detected      MDL - Method Detection Limit  
 RL = Reporting Limit

J = Indicates an estimated value  
 B = Indicates analyte found in associated method blank  
 N = Indicates presumptive evidence of a compound

## Report of Analysis

<b>Client Sample ID:</b> Q6-6.3		<b>Date Sampled:</b> 07/13/11
<b>Lab Sample ID:</b> C16985-15		<b>Date Received:</b> 07/14/11
<b>Matrix:</b> SO - Soil		<b>Percent Solids:</b> n/a <sup>a</sup>
<b>Method:</b> SW846 8015B M SW846 3545A		
<b>Project:</b> Romic Soil Investigation(Romic EPA) - 2081 Bay Road, East Palo Alto, CA		

Run #	File ID	DF	Analyzed	By	Prep Date	Prep Batch	Analytical Batch
Run #1	GG26958.D	1	07/20/11	JH	07/18/11	OP4249	GGG725
Run #2							

Run #	Initial Weight	Final Volume
Run #1	10.2 g	1.0 ml
Run #2		

### TPH Extractable w/ Silica Gel Cleanup

CAS No.	Compound	Result	RL	MDL	Units	Q
	TPH (C10-C28)	9.44	9.8	4.9	mg/kg	J
	TPH (> C28-C40)	ND	20	9.8	mg/kg	

CAS No.	Surrogate Recoveries	Run# 1	Run# 2	Limits
630-01-3	Hexacosane	50%		45-140%

(a) All results reported on wet weight basis.

ND = Not detected      MDL - Method Detection Limit  
 RL = Reporting Limit

J = Indicates an estimated value  
 B = Indicates analyte found in associated method blank  
 N = Indicates presumptive evidence of a compound

## Report of Analysis

<b>Client Sample ID:</b> Q6-6.3	<b>Date Sampled:</b> 07/13/11
<b>Lab Sample ID:</b> C16985-15	<b>Date Received:</b> 07/14/11
<b>Matrix:</b> SO - Soil	<b>Percent Solids:</b> n/a <sup>a</sup>
<b>Project:</b> Romic Soil Investigation(Romic EPA) - 2081 Bay Road, East Palo Alto, CA	

### Metals Analysis

Analyte	Result	RL	Units	DF	Prep	Analyzed By	Method	Prep Method
Cadmium	< 0.90	0.90	mg/kg	1	07/15/11	07/19/11 RS	SW846 6010B <sup>1</sup>	SW846 3050B <sup>2</sup>
Chromium	34.9	0.90	mg/kg	1	07/15/11	07/19/11 RS	SW846 6010B <sup>1</sup>	SW846 3050B <sup>2</sup>
Lead <sup>b</sup>	< 5.4	5.4	mg/kg	1	07/15/11	07/19/11 RS	SW846 6010B <sup>1</sup>	SW846 3050B <sup>2</sup>

(1) Instrument QC Batch: MA1991

(2) Prep QC Batch: MP3716

(a) All results reported on wet weight basis.

(b) Elevated reporting limit(s) due to matrix interference.

RL = Reporting Limit

## Report of Analysis

<b>Client Sample ID:</b> O6-1.2		<b>Date Sampled:</b> 07/13/11
<b>Lab Sample ID:</b> C16985-16		<b>Date Received:</b> 07/14/11
<b>Matrix:</b> SO - Soil		<b>Percent Solids:</b> n/a <sup>a</sup>
<b>Method:</b> SW846 8015B		
<b>Project:</b> Romic Soil Investigation(Romic EPA) - 2081 Bay Road, East Palo Alto, CA		

Run #	File ID	DF	Analyzed	By	Prep Date	Prep Batch	Analytical Batch
Run #1	JK21224.D	1	07/24/11	TT	n/a	n/a	GJK878
Run #2							

Run #	Initial Weight
Run #1	5.21 g
Run #2	

**TPH Volatiles**

CAS No.	Compound	Result	RL	MDL	Units	Q
	TPH-GRO (C6-C10)	ND	0.096	0.048	mg/kg	
CAS No.	Surrogate Recoveries	Run# 1	Run# 2	Limits		
98-08-8	aaa-Trifluorotoluene	95%		60-157%		

(a) All results reported on wet weight basis.

ND = Not detected      MDL - Method Detection Limit  
 RL = Reporting Limit

J = Indicates an estimated value  
 B = Indicates analyte found in associated method blank  
 N = Indicates presumptive evidence of a compound



## Report of Analysis

<b>Client Sample ID:</b>	O6-1.2	
<b>Lab Sample ID:</b>	C16985-16	<b>Date Sampled:</b> 07/13/11
<b>Matrix:</b>	SO - Soil	<b>Date Received:</b> 07/14/11
<b>Method:</b>	SW846 8015B M SW846 3545A	<b>Percent Solids:</b> n/a <sup>a</sup>
<b>Project:</b>	Romic Soil Investigation(Romic EPA) - 2081 Bay Road, East Palo Alto, CA	

Run #	File ID	DF	Analyzed	By	Prep Date	Prep Batch	Analytical Batch
Run #1	HH15608.D	20	07/28/11	JH	07/18/11	OP4249	GHH531
Run #2							

Run #	Initial Weight	Final Volume
Run #1	10.3 g	1.0 ml
Run #2		

### TPH Extractable w/ Silica Gel Cleanup

CAS No.	Compound	Result	RL	MDL	Units	Q
	TPH (C10-C28)	315	190	97	mg/kg	
	TPH (> C28-C40)	1570	390	190	mg/kg	

CAS No.	Surrogate Recoveries	Run# 1	Run# 2	Limits
630-01-3	Hexacosane	60%		45-140%

(a) All results reported on wet weight basis.

ND = Not detected      MDL - Method Detection Limit  
 RL = Reporting Limit  
 E = Indicates value exceeds calibration range

J = Indicates an estimated value  
 B = Indicates analyte found in associated method blank  
 N = Indicates presumptive evidence of a compound

## Report of Analysis

<b>Client Sample ID:</b> O6-1.2	<b>Date Sampled:</b> 07/13/11
<b>Lab Sample ID:</b> C16985-16	<b>Date Received:</b> 07/14/11
<b>Matrix:</b> SO - Soil	<b>Percent Solids:</b> n/a <sup>a</sup>
<b>Project:</b> Romic Soil Investigation(Romic EPA) - 2081 Bay Road, East Palo Alto, CA	

### Metals Analysis

Analyte	Result	RL	Units	DF	Prep	Analyzed By	Method	Prep Method
Cadmium	< 0.90	0.90	mg/kg	1	07/15/11	07/19/11 RS	SW846 6010B <sup>1</sup>	SW846 3050B <sup>2</sup>
Chromium	58.0	0.90	mg/kg	1	07/15/11	07/19/11 RS	SW846 6010B <sup>1</sup>	SW846 3050B <sup>2</sup>
Lead	2.2	1.8	mg/kg	1	07/15/11	07/19/11 RS	SW846 6010B <sup>1</sup>	SW846 3050B <sup>2</sup>

(1) Instrument QC Batch: MA1991

(2) Prep QC Batch: MP3716

(a) All results reported on wet weight basis.

RL = Reporting Limit

## Report of Analysis

<b>Client Sample ID:</b>	O6-3.7	<b>Date Sampled:</b>	07/13/11
<b>Lab Sample ID:</b>	C16985-17	<b>Date Received:</b>	07/14/11
<b>Matrix:</b>	SO - Soil	<b>Percent Solids:</b>	n/a <sup>a</sup>
<b>Method:</b>	SW846 8260B	<b>Project:</b> Romic Soil Investigation(Romic EPA) - 2081 Bay Road, East Palo Alto, CA	

Run #1	File ID	DF	Analyzed	By	Prep Date	Prep Batch	Analytical Batch
Run #1	M25958.D	1	07/26/11	TN	n/a	n/a	VM827
Run #2							

Run #1	Initial Weight	Final Volume	Methanol Aliquot
Run #1	5.69 g	5.0 ml	50.0 ul
Run #2			

## VOA 8260 List

CAS No.	Compound	Result	RL	MDL	Units	Q
67-64-1	Acetone	ND	8800	1800	ug/kg	
71-43-2	Benzene	ND	440	130	ug/kg	
108-86-1	Bromobenzene	ND	440	130	ug/kg	
74-97-5	Bromochloromethane	ND	440	130	ug/kg	
75-27-4	Bromodichloromethane	ND	440	88	ug/kg	
75-25-2	Bromoform	ND	440	88	ug/kg	
104-51-8	n-Butylbenzene	ND	440	130	ug/kg	
135-98-8	sec-Butylbenzene	ND	440	130	ug/kg	
98-06-6	tert-Butylbenzene	ND	440	130	ug/kg	
108-90-7	Chlorobenzene	181	440	130	ug/kg	J
75-00-3	Chloroethane	ND	440	130	ug/kg	
67-66-3	Chloroform	ND	440	130	ug/kg	
95-49-8	o-Chlorotoluene	ND	440	130	ug/kg	
106-43-4	p-Chlorotoluene	ND	440	130	ug/kg	
56-23-5	Carbon tetrachloride	ND	440	88	ug/kg	
75-34-3	1,1-Dichloroethane	ND	440	88	ug/kg	
75-35-4	1,1-Dichloroethylene	ND	440	130	ug/kg	
563-58-6	1,1-Dichloropropene	ND	440	130	ug/kg	
96-12-8	1,2-Dibromo-3-chloropropane	ND	440	88	ug/kg	
106-93-4	1,2-Dibromoethane	ND	440	88	ug/kg	
107-06-2	1,2-Dichloroethane	ND	440	130	ug/kg	
78-87-5	1,2-Dichloropropane	ND	440	130	ug/kg	
142-28-9	1,3-Dichloropropane	ND	440	130	ug/kg	
108-20-3	Di-Isopropyl ether	ND	440	130	ug/kg	
594-20-7	2,2-Dichloropropane	ND	440	130	ug/kg	
124-48-1	Dibromochloromethane	ND	440	88	ug/kg	
75-71-8	Dichlorodifluoromethane	ND	440	88	ug/kg	
156-59-2	cis-1,2-Dichloroethylene	ND	440	130	ug/kg	
10061-01-5	cis-1,3-Dichloropropene	ND	440	130	ug/kg	
541-73-1	m-Dichlorobenzene	ND	440	130	ug/kg	
95-50-1	o-Dichlorobenzene	ND	440	130	ug/kg	
106-46-7	p-Dichlorobenzene	ND	440	130	ug/kg	

ND = Not detected MDL - Method Detection Limit

RL = Reporting Limit

E = Indicates value exceeds calibration range

J = Indicates an estimated value

B = Indicates analyte found in associated method blank

N = Indicates presumptive evidence of a compound

## Report of Analysis

<b>Client Sample ID:</b>	O6-3.7	<b>Date Sampled:</b>	07/13/11
<b>Lab Sample ID:</b>	C16985-17	<b>Date Received:</b>	07/14/11
<b>Matrix:</b>	SO - Soil	<b>Percent Solids:</b>	n/a <sup>a</sup>
<b>Method:</b>	SW846 8260B	<b>Project:</b> Romic Soil Investigation(Romic EPA) - 2081 Bay Road,East Palo Alto,CA	

## VOA 8260 List

CAS No.	Compound	Result	RL	MDL	Units	Q
156-60-5	trans-1,2-Dichloroethylene	ND	440	130	ug/kg	
10061-02-6	trans-1,3-Dichloropropene	ND	440	130	ug/kg	
100-41-4	Ethylbenzene	3150	440	130	ug/kg	
637-92-3	Ethyl tert-Butyl Ether	ND	440	130	ug/kg	
591-78-6	2-Hexanone	ND	3500	440	ug/kg	
87-68-3	Hexachlorobutadiene	ND	440	88	ug/kg	
98-82-8	Isopropylbenzene	ND	440	130	ug/kg	
99-87-6	p-Isopropyltoluene	ND	440	130	ug/kg	
108-10-1	4-Methyl-2-pentanone	ND	3500	1300	ug/kg	
74-83-9	Methyl bromide	ND	440	220	ug/kg	
74-87-3	Methyl chloride	ND	440	130	ug/kg	
74-95-3	Methylene bromide	ND	440	220	ug/kg	
75-09-2	Methylene chloride	ND	2200	1400	ug/kg	
78-93-3	Methyl ethyl ketone	ND	3500	1100	ug/kg	
1634-04-4	Methyl Tert Butyl Ether	ND	440	88	ug/kg	
91-20-3	Naphthalene	ND	440	130	ug/kg	
103-65-1	n-Propylbenzene	ND	440	130	ug/kg	
100-42-5	Styrene	ND	440	88	ug/kg	
994-05-8	Tert-Amyl Methyl Ether	ND	440	110	ug/kg	
75-65-0	Tert Butyl Alcohol	ND	3500	880	ug/kg	
630-20-6	1,1,1,2-Tetrachloroethane	ND	440	88	ug/kg	
71-55-6	1,1,1-Trichloroethane	ND	440	130	ug/kg	
79-34-5	1,1,2,2-Tetrachloroethane	ND	440	88	ug/kg	
79-00-5	1,1,2-Trichloroethane	ND	440	88	ug/kg	
87-61-6	1,2,3-Trichlorobenzene	ND	440	130	ug/kg	
96-18-4	1,2,3-Trichloropropane	ND	440	130	ug/kg	
120-82-1	1,2,4-Trichlorobenzene	ND	440	130	ug/kg	
95-63-6	1,2,4-Trimethylbenzene	ND	440	130	ug/kg	
108-67-8	1,3,5-Trimethylbenzene	ND	440	130	ug/kg	
127-18-4	Tetrachloroethylene	ND	440	310	ug/kg	
108-88-3	Toluene	ND	440	130	ug/kg	
79-01-6	Trichloroethylene	ND	440	88	ug/kg	
75-69-4	Trichlorofluoromethane <sup>b</sup>	ND	440	110	ug/kg	
75-01-4	Vinyl chloride	ND	440	220	ug/kg	
1330-20-7	Xylene (total)	11800	880	350	ug/kg	

CAS No.	Surrogate Recoveries	Run# 1	Run# 2	Limits
1868-53-7	Dibromofluoromethane	105%		60-130%
2037-26-5	Toluene-D8	93%		60-130%

ND = Not detected MDL - Method Detection Limit

RL = Reporting Limit

E = Indicates value exceeds calibration range

J = Indicates an estimated value

B = Indicates analyte found in associated method blank

N = Indicates presumptive evidence of a compound

## Report of Analysis

<b>Client Sample ID:</b>	O6-3.7		
<b>Lab Sample ID:</b>	C16985-17	<b>Date Sampled:</b>	07/13/11
<b>Matrix:</b>	SO - Soil	<b>Date Received:</b>	07/14/11
<b>Method:</b>	SW846 8260B	<b>Percent Solids:</b>	n/a <sup>a</sup>
<b>Project:</b>	Romic Soil Investigation(Romic EPA) - 2081 Bay Road, East Palo Alto, CA		

### VOA 8260 List

CAS No.	Surrogate Recoveries	Run# 1	Run# 2	Limits
460-00-4	4-Bromofluorobenzene	112%		60-130%

(a) All results reported on wet weight basis.

(b) CCV outside of control limits (biased high); not detected in sample.

ND = Not detected      MDL - Method Detection Limit  
 RL = Reporting Limit  
 E = Indicates value exceeds calibration range

J = Indicates an estimated value  
 B = Indicates analyte found in associated method blank  
 N = Indicates presumptive evidence of a compound

## Report of Analysis

<b>Client Sample ID:</b> O6-3.7		<b>Date Sampled:</b> 07/13/11
<b>Lab Sample ID:</b> C16985-17		<b>Date Received:</b> 07/14/11
<b>Matrix:</b> SO - Soil		<b>Percent Solids:</b> n/a <sup>a</sup>
<b>Method:</b> SW846 8015B		
<b>Project:</b> Romic Soil Investigation(Romic EPA) - 2081 Bay Road, East Palo Alto, CA		

Run #	File ID	DF	Analyzed	By	Prep Date	Prep Batch	Analytical Batch
Run #1 <sup>b</sup>	JK21259.D	1	07/25/11	TT	n/a	n/a	GJK879
Run #2							

Run #	Initial Weight	Final Volume	Methanol Aliquot
Run #1	5.02 g	5.0 ml	100 ul
Run #2			

**TPH Volatiles**

CAS No.	Compound	Result	RL	MDL	Units	Q
	TPH-GRO (C6-C10)	17.3	5.0	2.5	mg/kg	
CAS No.	Surrogate Recoveries	Run# 1	Run# 2	Limits		
98-08-8	aaa-Trifluorotoluene	98%		60-157%		

- (a) All results reported on wet weight basis.
- (b) Atypical pattern.

---

ND = Not detected      MDL - Method Detection Limit      J = Indicates an estimated value  
 RL = Reporting Limit      B = Indicates analyte found in associated method blank  
 E = Indicates value exceeds calibration range      N = Indicates presumptive evidence of a compound

## Report of Analysis

<b>Client Sample ID:</b> O6-3.7		<b>Date Sampled:</b> 07/13/11
<b>Lab Sample ID:</b> C16985-17		<b>Date Received:</b> 07/14/11
<b>Matrix:</b> SO - Soil		<b>Percent Solids:</b> n/a <sup>a</sup>
<b>Method:</b> SW846 8015B M SW846 3545A		
<b>Project:</b> Romic Soil Investigation(Romic EPA) - 2081 Bay Road, East Palo Alto, CA		

Run #	File ID	DF	Analyzed	By	Prep Date	Prep Batch	Analytical Batch
Run #1	GG26969.D	1	07/20/11	JH	07/19/11	OP4261	GGG726
Run #2							

Run #	Initial Weight	Final Volume
Run #1	10.2 g	1.0 ml
Run #2		

### TPH Extractable w/ Silica Gel Cleanup

CAS No.	Compound	Result	RL	MDL	Units	Q
	TPH (C10-C28)	9.61	9.8	4.9	mg/kg	J
	TPH (> C28-C40)	ND	20	9.8	mg/kg	

CAS No.	Surrogate Recoveries	Run# 1	Run# 2	Limits
630-01-3	Hexacosane	60%		45-140%

(a) All results reported on wet weight basis.

ND = Not detected      MDL - Method Detection Limit  
 RL = Reporting Limit

J = Indicates an estimated value  
 B = Indicates analyte found in associated method blank  
 N = Indicates presumptive evidence of a compound

## Report of Analysis

<b>Client Sample ID:</b> O6-3.7	<b>Date Sampled:</b> 07/13/11
<b>Lab Sample ID:</b> C16985-17	<b>Date Received:</b> 07/14/11
<b>Matrix:</b> SO - Soil	<b>Percent Solids:</b> n/a <sup>a</sup>
<b>Project:</b> Romic Soil Investigation(Romic EPA) - 2081 Bay Road, East Palo Alto, CA	

### Metals Analysis

Analyte	Result	RL	Units	DF	Prep	Analyzed By	Method	Prep Method
Cadmium	< 0.91	0.91	mg/kg	1	07/15/11	07/19/11 RS	SW846 6010B <sup>1</sup>	SW846 3050B <sup>2</sup>
Chromium	42.1	0.91	mg/kg	1	07/15/11	07/19/11 RS	SW846 6010B <sup>1</sup>	SW846 3050B <sup>2</sup>
Lead	24.1	1.8	mg/kg	1	07/15/11	07/19/11 RS	SW846 6010B <sup>1</sup>	SW846 3050B <sup>2</sup>

(1) Instrument QC Batch: MA1991

(2) Prep QC Batch: MP3716

(a) All results reported on wet weight basis.

RL = Reporting Limit



## Report of Analysis

<b>Client Sample ID:</b>	O6-6.7	<b>Date Sampled:</b>	07/13/11
<b>Lab Sample ID:</b>	C16985-18	<b>Date Received:</b>	07/14/11
<b>Matrix:</b>	SO - Soil	<b>Percent Solids:</b>	n/a <sup>a</sup>
<b>Method:</b>	SW846 8260B	<b>Project:</b> Romic Soil Investigation(Romic EPA) - 2081 Bay Road, East Palo Alto, CA	

Run #	File ID	DF	Analyzed	By	Prep Date	Prep Batch	Analytical Batch
Run #1	M25948.D	1	07/26/11	TN	n/a	n/a	VM827
Run #2	M25995.D	1	07/27/11	TN	n/a	n/a	VM828

Run #	Initial Weight	Final Volume	Methanol Aliquot
Run #1	6.91 g		
Run #2	5.81 g	5.0 ml	100 ul

## VOA 8260 List

CAS No.	Compound	Result	RL	MDL	Units	Q
67-64-1	Acetone	30.1	72	14	ug/kg	J
71-43-2	Benzene	ND	3.6	1.1	ug/kg	
108-86-1	Bromobenzene	ND	3.6	1.1	ug/kg	
74-97-5	Bromochloromethane	ND	3.6	1.1	ug/kg	
75-27-4	Bromodichloromethane	ND	3.6	0.72	ug/kg	
75-25-2	Bromoform	ND	3.6	0.72	ug/kg	
104-51-8	n-Butylbenzene	ND	3.6	1.1	ug/kg	
135-98-8	sec-Butylbenzene	ND	3.6	1.1	ug/kg	
98-06-6	tert-Butylbenzene	ND	3.6	1.1	ug/kg	
108-90-7	Chlorobenzene	2840 <sup>b</sup>	220	65	ug/kg	
75-00-3	Chloroethane	ND	3.6	1.1	ug/kg	
67-66-3	Chloroform	ND	3.6	1.1	ug/kg	
95-49-8	o-Chlorotoluene	ND	3.6	1.1	ug/kg	
106-43-4	p-Chlorotoluene	ND	3.6	1.1	ug/kg	
56-23-5	Carbon tetrachloride	ND	3.6	0.72	ug/kg	
75-34-3	1,1-Dichloroethane	ND	3.6	0.72	ug/kg	
75-35-4	1,1-Dichloroethylene	ND	3.6	1.1	ug/kg	
563-58-6	1,1-Dichloropropene	ND	3.6	1.1	ug/kg	
96-12-8	1,2-Dibromo-3-chloropropane	ND	3.6	0.72	ug/kg	
106-93-4	1,2-Dibromoethane	ND	3.6	0.72	ug/kg	
107-06-2	1,2-Dichloroethane	ND	3.6	1.1	ug/kg	
78-87-5	1,2-Dichloropropane	ND	3.6	1.1	ug/kg	
142-28-9	1,3-Dichloropropane	ND	3.6	1.1	ug/kg	
108-20-3	Di-Isopropyl ether	ND	3.6	1.1	ug/kg	
594-20-7	2,2-Dichloropropane	ND	3.6	1.1	ug/kg	
124-48-1	Dibromochloromethane	ND	3.6	0.72	ug/kg	
75-71-8	Dichlorodifluoromethane	ND	3.6	0.72	ug/kg	
156-59-2	cis-1,2-Dichloroethylene	ND	3.6	1.1	ug/kg	
10061-01-5	cis-1,3-Dichloropropene	ND	3.6	1.1	ug/kg	
541-73-1	m-Dichlorobenzene	ND	3.6	1.1	ug/kg	
95-50-1	o-Dichlorobenzene	ND	3.6	1.1	ug/kg	
106-46-7	p-Dichlorobenzene	ND	3.6	1.1	ug/kg	

ND = Not detected MDL - Method Detection Limit

RL = Reporting Limit

E = Indicates value exceeds calibration range

J = Indicates an estimated value

B = Indicates analyte found in associated method blank

N = Indicates presumptive evidence of a compound

## Report of Analysis

<b>Client Sample ID:</b>	O6-6.7	<b>Date Sampled:</b>	07/13/11
<b>Lab Sample ID:</b>	C16985-18	<b>Date Received:</b>	07/14/11
<b>Matrix:</b>	SO - Soil	<b>Percent Solids:</b>	n/a <sup>a</sup>
<b>Method:</b>	SW846 8260B	<b>Project:</b> Romic Soil Investigation(Romic EPA) - 2081 Bay Road,East Palo Alto,CA	

## VOA 8260 List

CAS No.	Compound	Result	RL	MDL	Units	Q
156-60-5	trans-1,2-Dichloroethylene	ND	3.6	1.1	ug/kg	
10061-02-6	trans-1,3-Dichloropropene	ND	3.6	1.1	ug/kg	
100-41-4	Ethylbenzene	ND	3.6	1.1	ug/kg	
637-92-3	Ethyl tert-Butyl Ether	ND	3.6	1.1	ug/kg	
591-78-6	2-Hexanone	ND	29	3.6	ug/kg	
87-68-3	Hexachlorobutadiene	ND	3.6	0.72	ug/kg	
98-82-8	Isopropylbenzene	ND	3.6	1.1	ug/kg	
99-87-6	p-Isopropyltoluene	ND	3.6	1.1	ug/kg	
108-10-1	4-Methyl-2-pentanone	ND	29	11	ug/kg	
74-83-9	Methyl bromide	ND	3.6	1.8	ug/kg	
74-87-3	Methyl chloride	ND	3.6	1.1	ug/kg	
74-95-3	Methylene bromide	ND	3.6	1.8	ug/kg	
75-09-2	Methylene chloride	ND	18	12	ug/kg	
78-93-3	Methyl ethyl ketone	ND	29	8.7	ug/kg	
1634-04-4	Methyl Tert Butyl Ether	ND	3.6	0.72	ug/kg	
91-20-3	Naphthalene	ND	3.6	1.1	ug/kg	
103-65-1	n-Propylbenzene	ND	3.6	1.1	ug/kg	
100-42-5	Styrene	ND	3.6	0.72	ug/kg	
994-05-8	Tert-Amyl Methyl Ether	ND	3.6	0.87	ug/kg	
75-65-0	Tert Butyl Alcohol	ND	29	7.2	ug/kg	
630-20-6	1,1,1,2-Tetrachloroethane	ND	3.6	0.72	ug/kg	
71-55-6	1,1,1-Trichloroethane	ND	3.6	1.1	ug/kg	
79-34-5	1,1,2,2-Tetrachloroethane	ND	3.6	0.72	ug/kg	
79-00-5	1,1,2-Trichloroethane	ND	3.6	0.72	ug/kg	
87-61-6	1,2,3-Trichlorobenzene	ND	3.6	1.1	ug/kg	
96-18-4	1,2,3-Trichloropropane	ND	3.6	1.1	ug/kg	
120-82-1	1,2,4-Trichlorobenzene	ND	3.6	1.1	ug/kg	
95-63-6	1,2,4-Trimethylbenzene	ND	3.6	1.1	ug/kg	
108-67-8	1,3,5-Trimethylbenzene	ND	3.6	1.1	ug/kg	
127-18-4	Tetrachloroethylene	ND	3.6	2.5	ug/kg	
108-88-3	Toluene	ND	3.6	1.1	ug/kg	
79-01-6	Trichloroethylene	ND	3.6	0.72	ug/kg	
75-69-4	Trichlorofluoromethane	ND	3.6	0.87	ug/kg	
75-01-4	Vinyl chloride	1.9	3.6	1.8	ug/kg	J
1330-20-7	Xylene (total)	ND	7.2	2.9	ug/kg	

CAS No.	Surrogate Recoveries	Run# 1	Run# 2	Limits
1868-53-7	Dibromofluoromethane	112%	89%	60-130%
2037-26-5	Toluene-D8	88%	92%	60-130%

ND = Not detected MDL - Method Detection Limit

RL = Reporting Limit

E = Indicates value exceeds calibration range

J = Indicates an estimated value

B = Indicates analyte found in associated method blank

N = Indicates presumptive evidence of a compound

## Report of Analysis

<b>Client Sample ID:</b> O6-6.7	
<b>Lab Sample ID:</b> C16985-18	<b>Date Sampled:</b> 07/13/11
<b>Matrix:</b> SO - Soil	<b>Date Received:</b> 07/14/11
<b>Method:</b> SW846 8260B	<b>Percent Solids:</b> n/a <sup>a</sup>
<b>Project:</b> Romic Soil Investigation(Romic EPA) - 2081 Bay Road, East Palo Alto, CA	

### VOA 8260 List

CAS No.	Surrogate Recoveries	Run# 1	Run# 2	Limits
460-00-4	4-Bromofluorobenzene	96%	100%	60-130%

(a) All results reported on wet weight basis.

(b) Result is from Run# 2

ND = Not detected      MDL - Method Detection Limit  
 RL = Reporting Limit  
 E = Indicates value exceeds calibration range

J = Indicates an estimated value  
 B = Indicates analyte found in associated method blank  
 N = Indicates presumptive evidence of a compound

## Report of Analysis

<b>Client Sample ID:</b> O6-6.7		<b>Date Sampled:</b> 07/13/11
<b>Lab Sample ID:</b> C16985-18		<b>Date Received:</b> 07/14/11
<b>Matrix:</b> SO - Soil		<b>Percent Solids:</b> n/a <sup>a</sup>
<b>Method:</b> SW846 8015B		
<b>Project:</b> Romic Soil Investigation(Romic EPA) - 2081 Bay Road, East Palo Alto, CA		

Run #	File ID	DF	Analyzed	By	Prep Date	Prep Batch	Analytical Batch
Run #1 <sup>b</sup>	JK21260.D	1	07/25/11	TT	n/a	n/a	GJK879
Run #2							

Run #	Initial Weight
Run #1	5.16 g
Run #2	

**TPH Volatiles**

CAS No.	Compound	Result	RL	MDL	Units	Q
	TPH-GRO (C6-C10)	0.467	0.097	0.048	mg/kg	
CAS No.	Surrogate Recoveries	Run# 1	Run# 2	Limits		
98-08-8	aaa-Trifluorotoluene	86%		60-157%		

- (a) All results reported on wet weight basis.
- (b) Atypical pattern.

---

ND = Not detected	MDL - Method Detection Limit	J = Indicates an estimated value
RL = Reporting Limit		B = Indicates analyte found in associated method blank
E = Indicates value exceeds calibration range		N = Indicates presumptive evidence of a compound

## Report of Analysis

<b>Client Sample ID:</b> O6-6.7	
<b>Lab Sample ID:</b> C16985-18	<b>Date Sampled:</b> 07/13/11
<b>Matrix:</b> SO - Soil	<b>Date Received:</b> 07/14/11
<b>Method:</b> SW846 8015B M SW846 3545A	<b>Percent Solids:</b> n/a <sup>a</sup>
<b>Project:</b> Romic Soil Investigation(Romic EPA) - 2081 Bay Road, East Palo Alto, CA	

	File ID	DF	Analyzed	By	Prep Date	Prep Batch	Analytical Batch
Run #1	GG26970.D	1	07/20/11	JH	07/19/11	OP4261	GGG726
Run #2							

	Initial Weight	Final Volume
Run #1	10.1 g	1.0 ml
Run #2		

### TPH Extractable w/ Silica Gel Cleanup

CAS No.	Compound	Result	RL	MDL	Units	Q
	TPH (C10-C28)	ND	9.9	5.0	mg/kg	
	TPH (> C28-C40)	ND	20	9.9	mg/kg	

CAS No.	Surrogate Recoveries	Run# 1	Run# 2	Limits
630-01-3	Hexacosane	56%		45-140%

(a) All results reported on wet weight basis.

ND = Not detected      MDL - Method Detection Limit  
 RL = Reporting Limit

J = Indicates an estimated value  
 B = Indicates analyte found in associated method blank  
 N = Indicates presumptive evidence of a compound

## Report of Analysis

<b>Client Sample ID:</b> O6-6.7	<b>Date Sampled:</b> 07/13/11
<b>Lab Sample ID:</b> C16985-18	<b>Date Received:</b> 07/14/11
<b>Matrix:</b> SO - Soil	<b>Percent Solids:</b> n/a <sup>a</sup>
<b>Project:</b> Romic Soil Investigation(Romic EPA) - 2081 Bay Road, East Palo Alto, CA	

### Metals Analysis

Analyte	Result	RL	Units	DF	Prep	Analyzed By	Method	Prep Method
Cadmium	< 0.90	0.90	mg/kg	1	07/15/11	07/19/11 RS	SW846 6010B <sup>1</sup>	SW846 3050B <sup>2</sup>
Chromium	33.7	0.90	mg/kg	1	07/15/11	07/19/11 RS	SW846 6010B <sup>1</sup>	SW846 3050B <sup>2</sup>
Lead <sup>b</sup>	< 5.4	5.4	mg/kg	1	07/15/11	07/19/11 RS	SW846 6010B <sup>1</sup>	SW846 3050B <sup>2</sup>

(1) Instrument QC Batch: MA1991

(2) Prep QC Batch: MP3716

(a) All results reported on wet weight basis.

(b) Elevated reporting limit(s) due to matrix interference.

RL = Reporting Limit

## Report of Analysis

<b>Client Sample ID:</b> N6-0.8	
<b>Lab Sample ID:</b> C16985-19	<b>Date Sampled:</b> 07/13/11
<b>Matrix:</b> SO - Soil	<b>Date Received:</b> 07/14/11
<b>Method:</b> SW846 8260B	<b>Percent Solids:</b> n/a <sup>a</sup>
<b>Project:</b> Romic Soil Investigation(Romic EPA) - 2081 Bay Road, East Palo Alto, CA	

Run #1	File ID	DF	Analyzed	By	Prep Date	Prep Batch	Analytical Batch
Run #2	M25949.D	1	07/26/11	TN	n/a	n/a	VM827

Run #1	Initial Weight
Run #2	5.43 g

## VOA 8260 List

CAS No.	Compound	Result	RL	MDL	Units	Q
67-64-1	Acetone	38.0	92	18	ug/kg	J
71-43-2	Benzene	ND	4.6	1.4	ug/kg	
108-86-1	Bromobenzene	ND	4.6	1.4	ug/kg	
74-97-5	Bromochloromethane	ND	4.6	1.4	ug/kg	
75-27-4	Bromodichloromethane	ND	4.6	0.92	ug/kg	
75-25-2	Bromoform	ND	4.6	0.92	ug/kg	
104-51-8	n-Butylbenzene	ND	4.6	1.4	ug/kg	
135-98-8	sec-Butylbenzene	ND	4.6	1.4	ug/kg	
98-06-6	tert-Butylbenzene	ND	4.6	1.4	ug/kg	
108-90-7	Chlorobenzene	3.0	4.6	1.4	ug/kg	J
75-00-3	Chloroethane	ND	4.6	1.4	ug/kg	
67-66-3	Chloroform	ND	4.6	1.4	ug/kg	
95-49-8	o-Chlorotoluene	ND	4.6	1.4	ug/kg	
106-43-4	p-Chlorotoluene	ND	4.6	1.4	ug/kg	
56-23-5	Carbon tetrachloride	ND	4.6	0.92	ug/kg	
75-34-3	1,1-Dichloroethane	ND	4.6	0.92	ug/kg	
75-35-4	1,1-Dichloroethylene	ND	4.6	1.4	ug/kg	
563-58-6	1,1-Dichloropropene	ND	4.6	1.4	ug/kg	
96-12-8	1,2-Dibromo-3-chloropropane	ND	4.6	0.92	ug/kg	
106-93-4	1,2-Dibromoethane	ND	4.6	0.92	ug/kg	
107-06-2	1,2-Dichloroethane	ND	4.6	1.4	ug/kg	
78-87-5	1,2-Dichloropropane	ND	4.6	1.4	ug/kg	
142-28-9	1,3-Dichloropropane	ND	4.6	1.4	ug/kg	
108-20-3	Di-Isopropyl ether	ND	4.6	1.4	ug/kg	
594-20-7	2,2-Dichloropropane	ND	4.6	1.4	ug/kg	
124-48-1	Dibromochloromethane	ND	4.6	0.92	ug/kg	
75-71-8	Dichlorodifluoromethane	ND	4.6	0.92	ug/kg	
156-59-2	cis-1,2-Dichloroethylene	16.9	4.6	1.4	ug/kg	
10061-01-5	cis-1,3-Dichloropropene	ND	4.6	1.4	ug/kg	
541-73-1	m-Dichlorobenzene	ND	4.6	1.4	ug/kg	
95-50-1	o-Dichlorobenzene	ND	4.6	1.4	ug/kg	
106-46-7	p-Dichlorobenzene	ND	4.6	1.4	ug/kg	

ND = Not detected MDL - Method Detection Limit

RL = Reporting Limit

E = Indicates value exceeds calibration range

J = Indicates an estimated value

B = Indicates analyte found in associated method blank

N = Indicates presumptive evidence of a compound

## Report of Analysis

<b>Client Sample ID:</b>	N6-0.8	<b>Date Sampled:</b>	07/13/11
<b>Lab Sample ID:</b>	C16985-19	<b>Date Received:</b>	07/14/11
<b>Matrix:</b>	SO - Soil	<b>Percent Solids:</b>	n/a <sup>a</sup>
<b>Method:</b>	SW846 8260B	<b>Project:</b> Romic Soil Investigation(Romic EPA) - 2081 Bay Road,East Palo Alto,CA	

## VOA 8260 List

CAS No.	Compound	Result	RL	MDL	Units	Q
156-60-5	trans-1,2-Dichloroethylene	ND	4.6	1.4	ug/kg	
10061-02-6	trans-1,3-Dichloropropene	ND	4.6	1.4	ug/kg	
100-41-4	Ethylbenzene	ND	4.6	1.4	ug/kg	
637-92-3	Ethyl tert-Butyl Ether	ND	4.6	1.4	ug/kg	
591-78-6	2-Hexanone	ND	37	4.6	ug/kg	
87-68-3	Hexachlorobutadiene	ND	4.6	0.92	ug/kg	
98-82-8	Isopropylbenzene	ND	4.6	1.4	ug/kg	
99-87-6	p-Isopropyltoluene	ND	4.6	1.4	ug/kg	
108-10-1	4-Methyl-2-pentanone	ND	37	14	ug/kg	
74-83-9	Methyl bromide	ND	4.6	2.3	ug/kg	
74-87-3	Methyl chloride	ND	4.6	1.4	ug/kg	
74-95-3	Methylene bromide	ND	4.6	2.3	ug/kg	
75-09-2	Methylene chloride	ND	23	15	ug/kg	
78-93-3	Methyl ethyl ketone	ND	37	11	ug/kg	
1634-04-4	Methyl Tert Butyl Ether	ND	4.6	0.92	ug/kg	
91-20-3	Naphthalene	ND	4.6	1.4	ug/kg	
103-65-1	n-Propylbenzene	ND	4.6	1.4	ug/kg	
100-42-5	Styrene	ND	4.6	0.92	ug/kg	
994-05-8	Tert-Amyl Methyl Ether	ND	4.6	1.1	ug/kg	
75-65-0	Tert Butyl Alcohol	ND	37	9.2	ug/kg	
630-20-6	1,1,1,2-Tetrachloroethane	ND	4.6	0.92	ug/kg	
71-55-6	1,1,1-Trichloroethane	ND	4.6	1.4	ug/kg	
79-34-5	1,1,2,2-Tetrachloroethane	ND	4.6	0.92	ug/kg	
79-00-5	1,1,2-Trichloroethane	ND	4.6	0.92	ug/kg	
87-61-6	1,2,3-Trichlorobenzene	ND	4.6	1.4	ug/kg	
96-18-4	1,2,3-Trichloropropane	ND	4.6	1.4	ug/kg	
120-82-1	1,2,4-Trichlorobenzene	ND	4.6	1.4	ug/kg	
95-63-6	1,2,4-Trimethylbenzene	ND	4.6	1.4	ug/kg	
108-67-8	1,3,5-Trimethylbenzene	ND	4.6	1.4	ug/kg	
127-18-4	Tetrachloroethylene	109	4.6	3.2	ug/kg	
108-88-3	Toluene	ND	4.6	1.4	ug/kg	
79-01-6	Trichloroethylene	38.8	4.6	0.92	ug/kg	
75-69-4	Trichlorofluoromethane <sup>b</sup>	ND	4.6	1.1	ug/kg	
75-01-4	Vinyl chloride	ND	4.6	2.3	ug/kg	
1330-20-7	Xylene (total)	ND	9.2	3.7	ug/kg	

CAS No.	Surrogate Recoveries	Run# 1	Run# 2	Limits
1868-53-7	Dibromofluoromethane	108%		60-130%
2037-26-5	Toluene-D8	96%		60-130%

ND = Not detected MDL - Method Detection Limit

RL = Reporting Limit

E = Indicates value exceeds calibration range

J = Indicates an estimated value

B = Indicates analyte found in associated method blank

N = Indicates presumptive evidence of a compound



## Report of Analysis

<b>Client Sample ID:</b> N6-0.8		
<b>Lab Sample ID:</b> C16985-19		<b>Date Sampled:</b> 07/13/11
<b>Matrix:</b> SO - Soil		<b>Date Received:</b> 07/14/11
<b>Method:</b> SW846 8260B		<b>Percent Solids:</b> n/a <sup>a</sup>
<b>Project:</b> Romic Soil Investigation(Romic EPA) - 2081 Bay Road, East Palo Alto, CA		

### VOA 8260 List

CAS No.	Surrogate Recoveries	Run# 1	Run# 2	Limits
460-00-4	4-Bromofluorobenzene	115%		60-130%

- (a) All results reported on wet weight basis.
- (b) CCV outside of control limits (biased high); not detected in sample.

---

ND = Not detected      MDL - Method Detection Limit      J = Indicates an estimated value  
 RL = Reporting Limit      B = Indicates analyte found in associated method blank  
 E = Indicates value exceeds calibration range      N = Indicates presumptive evidence of a compound

## Report of Analysis

<b>Client Sample ID:</b> N6-0.8		<b>Date Sampled:</b> 07/13/11
<b>Lab Sample ID:</b> C16985-19		<b>Date Received:</b> 07/14/11
<b>Matrix:</b> SO - Soil		<b>Percent Solids:</b> n/a <sup>a</sup>
<b>Method:</b> SW846 8270C SW846 3550B		
<b>Project:</b> Romic Soil Investigation(Romic EPA) - 2081 Bay Road, East Palo Alto, CA		

Run #	File ID	DF	Analyzed	By	Prep Date	Prep Batch	Analytical Batch
Run #1 <sup>b</sup>	Y8863.D	10	07/18/11	MT	07/18/11	OP4247	EY423
Run #2							

Run #	Initial Weight	Final Volume
Run #1	10.1 g	1.0 ml
Run #2		

## ABN Full List

CAS No.	Compound	Result	RL	MDL	Units	Q
65-85-0	Benzoic acid	ND	9900	8800	ug/kg	
95-57-8	2-Chlorophenol	ND	9900	6700	ug/kg	
59-50-7	4-Chloro-3-methyl phenol	ND	5000	4200	ug/kg	
120-83-2	2,4-Dichlorophenol	ND	5000	1400	ug/kg	
105-67-9	2,4-Dimethylphenol	ND	5000	1500	ug/kg	
51-28-5	2,4-Dinitrophenol	ND	25000	8400	ug/kg	
534-52-1	4,6-Dinitro-o-cresol	ND	20000	10000	ug/kg	
95-48-7	2-Methylphenol	ND	5000	1700	ug/kg	
	3&4-Methylphenol	ND	5000	1500	ug/kg	
88-75-5	2-Nitrophenol	ND	5000	1300	ug/kg	
100-02-7	4-Nitrophenol	ND	20000	12000	ug/kg	
87-86-5	Pentachlorophenol	ND	5000	4200	ug/kg	
108-95-2	Phenol	ND	20000	13000	ug/kg	
95-95-4	2,4,5-Trichlorophenol	ND	5000	1200	ug/kg	
88-06-2	2,4,6-Trichlorophenol	ND	5000	1600	ug/kg	
83-32-9	Acenaphthene	ND	9900	5000	ug/kg	
208-96-8	Acenaphthylene	ND	5000	2000	ug/kg	
62-53-3	Aniline	ND	5000	1400	ug/kg	
120-12-7	Anthracene	ND	5000	990	ug/kg	
103-33-3	Azobenzene	ND	5000	1700	ug/kg	
92-87-5	Benzidine	ND	25000	7200	ug/kg	
56-55-3	Benzo(a)anthracene	ND	5000	690	ug/kg	
50-32-8	Benzo(a)pyrene	ND	5000	890	ug/kg	
205-99-2	Benzo(b)fluoranthene	ND	5000	590	ug/kg	
191-24-2	Benzo(g,h,i)perylene	ND	5000	1500	ug/kg	
207-08-9	Benzo(k)fluoranthene	ND	5000	1200	ug/kg	
101-55-3	4-Bromophenyl phenyl ether	ND	5000	1500	ug/kg	
85-68-7	Butyl benzyl phthalate	ND	5000	1100	ug/kg	
100-51-6	Benzyl Alcohol	ND	9900	1600	ug/kg	
91-58-7	2-Chloronaphthalene	ND	5000	1800	ug/kg	
106-47-8	4-Chloroaniline	ND	5000	1400	ug/kg	
86-74-8	Carbazole	ND	5000	790	ug/kg	

ND = Not detected MDL - Method Detection Limit

RL = Reporting Limit

E = Indicates value exceeds calibration range

J = Indicates an estimated value

B = Indicates analyte found in associated method blank

N = Indicates presumptive evidence of a compound

## Report of Analysis

<b>Client Sample ID:</b>	N6-0.8	
<b>Lab Sample ID:</b>	C16985-19	<b>Date Sampled:</b> 07/13/11
<b>Matrix:</b>	SO - Soil	<b>Date Received:</b> 07/14/11
<b>Method:</b>	SW846 8270C SW846 3550B	<b>Percent Solids:</b> n/a <sup>a</sup>
<b>Project:</b>	Romic Soil Investigation(Romic EPA) - 2081 Bay Road, East Palo Alto, CA	

## ABN Full List

CAS No.	Compound	Result	RL	MDL	Units	Q
218-01-9	Chrysene	ND	5000	990	ug/kg	
111-91-1	bis(2-Chloroethoxy)methane	ND	5000	1800	ug/kg	
111-44-4	bis(2-Chloroethyl)ether	ND	5000	2300	ug/kg	
108-60-1	bis(2-Chloroisopropyl)ether	ND	5000	2700	ug/kg	
7005-72-3	4-Chlorophenyl phenyl ether	ND	5000	1900	ug/kg	
95-50-1	1,2-Dichlorobenzene	ND	5000	1600	ug/kg	
541-73-1	1,3-Dichlorobenzene	ND	5000	1500	ug/kg	
106-46-7	1,4-Dichlorobenzene	ND	5000	4200	ug/kg	
121-14-2	2,4-Dinitrotoluene	ND	5000	4600	ug/kg	
606-20-2	2,6-Dinitrotoluene	ND	9900	3200	ug/kg	
91-94-1	3,3'-Dichlorobenzidine	ND	25000	1400	ug/kg	
53-70-3	Dibenzo(a,h)anthracene	ND	5000	1300	ug/kg	
132-64-9	Dibenzofuran	ND	5000	1600	ug/kg	
122-39-4	Diphenylamine	ND	5000	1200	ug/kg	
84-74-2	Di-n-butyl phthalate	ND	5000	990	ug/kg	
117-84-0	Di-n-octyl phthalate	ND	5000	1300	ug/kg	
84-66-2	Diethyl phthalate	ND	5000	1700	ug/kg	
131-11-3	Dimethyl phthalate	ND	5000	1800	ug/kg	
117-81-7	bis(2-Ethylhexyl)phthalate	ND	5000	2200	ug/kg	
206-44-0	Fluoranthene	ND	5000	990	ug/kg	
86-73-7	Fluorene	ND	5000	1800	ug/kg	
118-74-1	Hexachlorobenzene	ND	5000	1300	ug/kg	
87-68-3	Hexachlorobutadiene	ND	5000	1900	ug/kg	
77-47-4	Hexachlorocyclopentadiene	ND	5000	1400	ug/kg	
67-72-1	Hexachloroethane	ND	5000	1600	ug/kg	
193-39-5	Indeno(1,2,3-cd)pyrene	ND	5000	1400	ug/kg	
78-59-1	Isophorone	ND	5000	1700	ug/kg	
90-12-0	1-Methylnaphthalene	ND	5000	1600	ug/kg	
91-57-6	2-Methylnaphthalene	ND	5000	1600	ug/kg	
88-74-4	2-Nitroaniline	ND	5000	1200	ug/kg	
99-09-2	3-Nitroaniline	ND	5000	1200	ug/kg	
100-01-6	4-Nitroaniline	ND	5000	3000	ug/kg	
91-20-3	Naphthalene	ND	5000	1700	ug/kg	
98-95-3	Nitrobenzene	ND	5000	1600	ug/kg	
62-75-9	N-Nitrosodimethylamine	ND	50000	22000	ug/kg	
621-64-7	N-Nitroso-di-n-propylamine	ND	9900	5400	ug/kg	
85-01-8	Phenanthrene	ND	5000	1100	ug/kg	
129-00-0	Pyrene	ND	9900	6700	ug/kg	
110-86-1	Pyridine	ND	20000	2200	ug/kg	
120-82-1	1,2,4-Trichlorobenzene	ND	5000	3400	ug/kg	

ND = Not detected MDL - Method Detection Limit

RL = Reporting Limit

E = Indicates value exceeds calibration range

J = Indicates an estimated value

B = Indicates analyte found in associated method blank

N = Indicates presumptive evidence of a compound

## Report of Analysis

<b>Client Sample ID:</b>	N6-0.8		<b>Date Sampled:</b>	07/13/11
<b>Lab Sample ID:</b>	C16985-19		<b>Date Received:</b>	07/14/11
<b>Matrix:</b>	SO - Soil		<b>Percent Solids:</b>	n/a <sup>a</sup>
<b>Method:</b>	SW846 8270C SW846 3550B			
<b>Project:</b>	Romic Soil Investigation(Romic EPA) - 2081 Bay Road, East Palo Alto, CA			

## ABN Full List

CAS No.	Surrogate Recoveries	Run# 1	Run# 2	Limits
367-12-4	2-Fluorophenol	65%		20-100%
4165-62-2	Phenol-d5	71%		20-100%
118-79-6	2,4,6-Tribromophenol	78%		30-100%
4165-60-0	Nitrobenzene-d5	68%		20-100%
321-60-8	2-Fluorobiphenyl	73%		20-106%
1718-51-0	Terphenyl-d14	95%		55-130%

(a) All results reported on wet weight basis.

(b) Dilution required due to matrix interference; extract was viscous and non-target Hydrocarbons.

ND = Not detected MDL - Method Detection Limit

RL = Reporting Limit

E = Indicates value exceeds calibration range

J = Indicates an estimated value

B = Indicates analyte found in associated method blank

N = Indicates presumptive evidence of a compound

## Report of Analysis

<b>Client Sample ID:</b> N6-0.8		<b>Date Sampled:</b> 07/13/11
<b>Lab Sample ID:</b> C16985-19		<b>Date Received:</b> 07/14/11
<b>Matrix:</b> SO - Soil		<b>Percent Solids:</b> n/a <sup>a</sup>
<b>Method:</b> SW846 8015B		
<b>Project:</b> Romic Soil Investigation(Romic EPA) - 2081 Bay Road, East Palo Alto, CA		

Run #	File ID	DF	Analyzed	By	Prep Date	Prep Batch	Analytical Batch
Run #1	JK21238.D	1	07/24/11	TT	n/a	n/a	GJK879
Run #2							

Run #	Initial Weight
Run #1	5.22 g
Run #2	

**TPH Volatiles**

CAS No.	Compound	Result	RL	MDL	Units	Q
	TPH-GRO (C6-C10)	0.0765	0.096	0.048	mg/kg	J
CAS No.	Surrogate Recoveries	Run# 1	Run# 2	Limits		
98-08-8	aaa-Trifluorotoluene	88%		60-157%		

(a) All results reported on wet weight basis.

ND = Not detected      MDL - Method Detection Limit  
 RL = Reporting Limit  
 E = Indicates value exceeds calibration range

J = Indicates an estimated value  
 B = Indicates analyte found in associated method blank  
 N = Indicates presumptive evidence of a compound

## Report of Analysis

<b>Client Sample ID:</b> N6-0.8	
<b>Lab Sample ID:</b> C16985-19	<b>Date Sampled:</b> 07/13/11
<b>Matrix:</b> SO - Soil	<b>Date Received:</b> 07/14/11
<b>Method:</b> SW846 8081A SW846 3545A	<b>Percent Solids:</b> n/a <sup>a</sup>
<b>Project:</b> Romc Soil Investigation(Romc EPA) - 2081 Bay Road, East Palo Alto, CA	

	File ID	DF	Analyzed	By	Prep Date	Prep Batch	Analytical Batch
Run #1 <sup>b</sup>	OO22729.D	2000	07/26/11	RV	07/16/11	OP4244	G00727
Run #2							

	Initial Weight	Final Volume
Run #1	10.1 g	10.0 ml
Run #2		

## Pesticide PPL List

CAS No.	Compound	Result	RL	MDL	Units	Q
309-00-2	Aldrin	ND	50000	20000	ug/kg	
319-84-6	alpha-BHC	ND	50000	22000	ug/kg	
319-85-7	beta-BHC	ND	50000	6900	ug/kg	
319-86-8	delta-BHC	ND	50000	6900	ug/kg	
58-89-9	gamma-BHC (Lindane)	ND	50000	15000	ug/kg	
12789-03-6	Chlordane	ND	200000	200000	ug/kg	
60-57-1	Dieldrin	ND	50000	5900	ug/kg	
72-54-8	4,4' -DDD	ND	50000	6900	ug/kg	
72-55-9	4,4' -DDE	ND	50000	5900	ug/kg	
50-29-3	4,4' -DDT	ND	50000	5900	ug/kg	
72-20-8	Endrin	ND	50000	5900	ug/kg	
7421-93-4	Endrin aldehyde	ND	50000	12000	ug/kg	
959-98-8	Endosulfan-I	ND	50000	6900	ug/kg	
33213-65-9	Endosulfan-II	ND	50000	6900	ug/kg	
1031-07-8	Endosulfan sulfate	ND	50000	16000	ug/kg	
76-44-8	Heptachlor	ND	50000	12000	ug/kg	
1024-57-3	Heptachlor epoxide	ND	50000	7900	ug/kg	
72-43-5	Methoxychlor	ND	50000	6900	ug/kg	
8001-35-2	Toxaphene	ND	200000	200000	ug/kg	

CAS No.	Surrogate Recoveries	Run# 1	Run# 2	Limits
877-09-8	Tetrachloro-m-xylene	60%		35-132%
877-09-8	Tetrachloro-m-xylene	695% <sup>c</sup>		35-132%
2051-24-3	Decachlorobiphenyl	12% <sup>c</sup>		35-132%
2051-24-3	Decachlorobiphenyl	73%		35-132%

(a) All results reported on wet weight basis.

(b) Reporting limits raised due to high concentration of PCB (Aroclor 1260) and non-target Hydrocarbons.

(c) Outside control limits due to dilution.

ND = Not detected MDL - Method Detection Limit

RL = Reporting Limit

E = Indicates value exceeds calibration range

J = Indicates an estimated value

B = Indicates analyte found in associated method blank

N = Indicates presumptive evidence of a compound

## Report of Analysis

<b>Client Sample ID:</b> N6-0.8		<b>Date Sampled:</b> 07/13/11
<b>Lab Sample ID:</b> C16985-19		<b>Date Received:</b> 07/14/11
<b>Matrix:</b> SO - Soil		<b>Percent Solids:</b> n/a <sup>a</sup>
<b>Method:</b> SW846 8082 SW846 3545A		
<b>Project:</b> Romic Soil Investigation(Romic EPA) - 2081 Bay Road, East Palo Alto, CA		

Run #	File ID	DF	Analyzed	By	Prep Date	Prep Batch	Analytical Batch
Run #1	PP20187.D	500	07/19/11	RV	07/16/11	OP4243	GPP687
Run #2							

Run #	Initial Weight	Final Volume
Run #1	10.1 g	10.0 ml
Run #2		

**PCB List**

CAS No.	Compound	Result	RL	MDL	Units	Q
12674-11-2	Aroclor 1016	ND	50000	8400	ug/kg	
11104-28-2	Aroclor 1221	ND	50000	25000	ug/kg	
11141-16-5	Aroclor 1232	ND	50000	25000	ug/kg	
53469-21-9	Aroclor 1242	ND	50000	25000	ug/kg	
12672-29-6	Aroclor 1248	161000	50000	25000	ug/kg	
11097-69-1	Aroclor 1254	ND	50000	25000	ug/kg	
11096-82-5	Aroclor 1260	ND	50000	9900	ug/kg	

CAS No.	Surrogate Recoveries	Run# 1	Run# 2	Limits
877-09-8	Tetrachloro-m-xylene	57%		45-108%
877-09-8	Tetrachloro-m-xylene	112% <sup>b</sup>		45-108%
2051-24-3	Decachlorobiphenyl	123% <sup>b</sup>		54-121%
2051-24-3	Decachlorobiphenyl	49% <sup>b</sup>		54-121%

- (a) All results reported on wet weight basis.
- (b) Outside control limits due to dilution.

---

ND = Not detected      MDL - Method Detection Limit      J = Indicates an estimated value  
 RL = Reporting Limit      B = Indicates analyte found in associated method blank  
 E = Indicates value exceeds calibration range      N = Indicates presumptive evidence of a compound

## Report of Analysis

<b>Client Sample ID:</b> N6-0.8	<b>Date Sampled:</b> 07/13/11
<b>Lab Sample ID:</b> C16985-19	<b>Date Received:</b> 07/14/11
<b>Matrix:</b> SO - Soil	<b>Percent Solids:</b> n/a <sup>a</sup>
<b>Method:</b> SW846 8015B M SW846 3545A	
<b>Project:</b> Romic Soil Investigation(Romic EPA) - 2081 Bay Road, East Palo Alto, CA	

	File ID	DF	Analyzed	By	Prep Date	Prep Batch	Analytical Batch
Run #1	HH15598.D	20	07/28/11	JH	07/19/11	OP4261	GHH531
Run #2							

	Initial Weight	Final Volume
Run #1	10.0 g	1.0 ml
Run #2		

### TPH Extractable w/ Silica Gel Cleanup

CAS No.	Compound	Result	RL	MDL	Units	Q
	TPH (C10-C28)	248	200	100	mg/kg	
	TPH (> C28-C40)	906	400	200	mg/kg	

CAS No.	Surrogate Recoveries	Run# 1	Run# 2	Limits
630-01-3	Hexacosane	75%		45-140%

(a) All results reported on wet weight basis.

ND = Not detected      MDL - Method Detection Limit  
 RL = Reporting Limit  
 E = Indicates value exceeds calibration range

J = Indicates an estimated value  
 B = Indicates analyte found in associated method blank  
 N = Indicates presumptive evidence of a compound



## Report of Analysis

<b>Client Sample ID:</b> N6-0.8	<b>Date Sampled:</b> 07/13/11
<b>Lab Sample ID:</b> C16985-19	<b>Date Received:</b> 07/14/11
<b>Matrix:</b> SO - Soil	<b>Percent Solids:</b> n/a <sup>a</sup>
<b>Project:</b> Romic Soil Investigation(Romic EPA) - 2081 Bay Road,East Palo Alto,CA	

## Metals Analysis

Analyte	Result	RL	Units	DF	Prep	Analyzed By	Method	Prep Method
Antimony	< 1.8	1.8	mg/kg	1	07/15/11	07/19/11 RS	SW846 6010B <sup>1</sup>	SW846 3050B <sup>3</sup>
Arsenic	4.0	1.8	mg/kg	1	07/15/11	07/19/11 RS	SW846 6010B <sup>1</sup>	SW846 3050B <sup>3</sup>
Barium	268	18	mg/kg	1	07/15/11	07/19/11 RS	SW846 6010B <sup>1</sup>	SW846 3050B <sup>3</sup>
Beryllium	< 0.90	0.90	mg/kg	1	07/15/11	07/19/11 RS	SW846 6010B <sup>1</sup>	SW846 3050B <sup>3</sup>
Cadmium	1.4	0.90	mg/kg	1	07/15/11	07/19/11 RS	SW846 6010B <sup>1</sup>	SW846 3050B <sup>3</sup>
Chromium	55.6	0.90	mg/kg	1	07/15/11	07/19/11 RS	SW846 6010B <sup>1</sup>	SW846 3050B <sup>3</sup>
Cobalt	17.0	0.90	mg/kg	1	07/15/11	07/19/11 RS	SW846 6010B <sup>1</sup>	SW846 3050B <sup>3</sup>
Copper	37.6	2.3	mg/kg	1	07/15/11	07/19/11 RS	SW846 6010B <sup>1</sup>	SW846 3050B <sup>3</sup>
Lead	31.4	1.8	mg/kg	1	07/15/11	07/19/11 RS	SW846 6010B <sup>1</sup>	SW846 3050B <sup>3</sup>
Mercury	0.30	0.038	mg/kg	1	07/18/11	07/19/11 RW	SW846 7471A <sup>2</sup>	SW846 7471A <sup>4</sup>
Molybdenum	< 1.8	1.8	mg/kg	1	07/15/11	07/19/11 RS	SW846 6010B <sup>1</sup>	SW846 3050B <sup>3</sup>
Nickel	50.6	0.90	mg/kg	1	07/15/11	07/19/11 RS	SW846 6010B <sup>1</sup>	SW846 3050B <sup>3</sup>
Selenium	< 1.8	1.8	mg/kg	1	07/15/11	07/19/11 RS	SW846 6010B <sup>1</sup>	SW846 3050B <sup>3</sup>
Silver	< 0.90	0.90	mg/kg	1	07/15/11	07/19/11 RS	SW846 6010B <sup>1</sup>	SW846 3050B <sup>3</sup>
Thallium <sup>b</sup>	< 18	18	mg/kg	2	07/15/11	07/19/11 RS	SW846 6010B <sup>1</sup>	SW846 3050B <sup>3</sup>
Vanadium	60.5	0.90	mg/kg	1	07/15/11	07/19/11 RS	SW846 6010B <sup>1</sup>	SW846 3050B <sup>3</sup>
Zinc	70.2	1.8	mg/kg	1	07/15/11	07/19/11 RS	SW846 6010B <sup>1</sup>	SW846 3050B <sup>3</sup>

(1) Instrument QC Batch: MA1991

(2) Instrument QC Batch: MA1994

(3) Prep QC Batch: MP3716

(4) Prep QC Batch: MP3736

(a) All results reported on wet weight basis.

(b) Elevated reporting limit(s) due to matrix interference.

RL = Reporting Limit

## Report of Analysis

<b>Client Sample ID:</b> N6-3.3	
<b>Lab Sample ID:</b> C16985-20	<b>Date Sampled:</b> 07/13/11
<b>Matrix:</b> SO - Soil	<b>Date Received:</b> 07/14/11
<b>Method:</b> SW846 8260B	<b>Percent Solids:</b> n/a <sup>a</sup>
<b>Project:</b> Romic Soil Investigation(Romic EPA) - 2081 Bay Road, East Palo Alto, CA	

Run #	File ID	DF	Analyzed	By	Prep Date	Prep Batch	Analytical Batch
Run #1	M25950.D	1	07/26/11	TN	n/a	n/a	VM827
Run #2							

Run #	Initial Weight
Run #1	6.26 g
Run #2	

### VOA 8260 List

CAS No.	Compound	Result	RL	MDL	Units	Q
67-64-1	Acetone	70.6	80	16	ug/kg	J
71-43-2	Benzene	ND	4.0	1.2	ug/kg	
108-86-1	Bromobenzene	ND	4.0	1.2	ug/kg	
74-97-5	Bromochloromethane	ND	4.0	1.2	ug/kg	
75-27-4	Bromodichloromethane	ND	4.0	0.80	ug/kg	
75-25-2	Bromoform	ND	4.0	0.80	ug/kg	
104-51-8	n-Butylbenzene	ND	4.0	1.2	ug/kg	
135-98-8	sec-Butylbenzene	ND	4.0	1.2	ug/kg	
98-06-6	tert-Butylbenzene	ND	4.0	1.2	ug/kg	
108-90-7	Chlorobenzene	ND	4.0	1.2	ug/kg	
75-00-3	Chloroethane	ND	4.0	1.2	ug/kg	
67-66-3	Chloroform	ND	4.0	1.2	ug/kg	
95-49-8	o-Chlorotoluene	ND	4.0	1.2	ug/kg	
106-43-4	p-Chlorotoluene	ND	4.0	1.2	ug/kg	
56-23-5	Carbon tetrachloride	ND	4.0	0.80	ug/kg	
75-34-3	1,1-Dichloroethane	ND	4.0	0.80	ug/kg	
75-35-4	1,1-Dichloroethylene	ND	4.0	1.2	ug/kg	
563-58-6	1,1-Dichloropropene	ND	4.0	1.2	ug/kg	
96-12-8	1,2-Dibromo-3-chloropropane	ND	4.0	0.80	ug/kg	
106-93-4	1,2-Dibromoethane	ND	4.0	0.80	ug/kg	
107-06-2	1,2-Dichloroethane	ND	4.0	1.2	ug/kg	
78-87-5	1,2-Dichloropropane	ND	4.0	1.2	ug/kg	
142-28-9	1,3-Dichloropropane	ND	4.0	1.2	ug/kg	
108-20-3	Di-Isopropyl ether	ND	4.0	1.2	ug/kg	
594-20-7	2,2-Dichloropropane	ND	4.0	1.2	ug/kg	
124-48-1	Dibromochloromethane	ND	4.0	0.80	ug/kg	
75-71-8	Dichlorodifluoromethane	ND	4.0	0.80	ug/kg	
156-59-2	cis-1,2-Dichloroethylene	ND	4.0	1.2	ug/kg	
10061-01-5	cis-1,3-Dichloropropene	ND	4.0	1.2	ug/kg	
541-73-1	m-Dichlorobenzene	ND	4.0	1.2	ug/kg	
95-50-1	o-Dichlorobenzene	ND	4.0	1.2	ug/kg	
106-46-7	p-Dichlorobenzene	ND	4.0	1.2	ug/kg	

ND = Not detected      MDL - Method Detection Limit

RL = Reporting Limit

E = Indicates value exceeds calibration range

J = Indicates an estimated value

B = Indicates analyte found in associated method blank

N = Indicates presumptive evidence of a compound

## Report of Analysis

<b>Client Sample ID:</b>	N6-3.3		
<b>Lab Sample ID:</b>	C16985-20	<b>Date Sampled:</b>	07/13/11
<b>Matrix:</b>	SO - Soil	<b>Date Received:</b>	07/14/11
<b>Method:</b>	SW846 8260B	<b>Percent Solids:</b>	n/a <sup>a</sup>
<b>Project:</b>	Romic Soil Investigation(Romic EPA) - 2081 Bay Road,East Palo Alto,CA		

## VOA 8260 List

CAS No.	Compound	Result	RL	MDL	Units	Q
156-60-5	trans-1,2-Dichloroethylene	ND	4.0	1.2	ug/kg	
10061-02-6	trans-1,3-Dichloropropene	ND	4.0	1.2	ug/kg	
100-41-4	Ethylbenzene	ND	4.0	1.2	ug/kg	
637-92-3	Ethyl tert-Butyl Ether	ND	4.0	1.2	ug/kg	
591-78-6	2-Hexanone	ND	32	4.0	ug/kg	
87-68-3	Hexachlorobutadiene	ND	4.0	0.80	ug/kg	
98-82-8	Isopropylbenzene	ND	4.0	1.2	ug/kg	
99-87-6	p-Isopropyltoluene	ND	4.0	1.2	ug/kg	
108-10-1	4-Methyl-2-pentanone	ND	32	12	ug/kg	
74-83-9	Methyl bromide	ND	4.0	2.0	ug/kg	
74-87-3	Methyl chloride	ND	4.0	1.2	ug/kg	
74-95-3	Methylene bromide	ND	4.0	2.0	ug/kg	
75-09-2	Methylene chloride	ND	20	13	ug/kg	
78-93-3	Methyl ethyl ketone	16.5	32	9.6	ug/kg	J
1634-04-4	Methyl Tert Butyl Ether	ND	4.0	0.80	ug/kg	
91-20-3	Naphthalene	ND	4.0	1.2	ug/kg	
103-65-1	n-Propylbenzene	ND	4.0	1.2	ug/kg	
100-42-5	Styrene	ND	4.0	0.80	ug/kg	
994-05-8	Tert-Amyl Methyl Ether	ND	4.0	0.96	ug/kg	
75-65-0	Tert Butyl Alcohol	ND	32	8.0	ug/kg	
630-20-6	1,1,1,2-Tetrachloroethane	ND	4.0	0.80	ug/kg	
71-55-6	1,1,1-Trichloroethane	ND	4.0	1.2	ug/kg	
79-34-5	1,1,2,2-Tetrachloroethane	ND	4.0	0.80	ug/kg	
79-00-5	1,1,2-Trichloroethane	ND	4.0	0.80	ug/kg	
87-61-6	1,2,3-Trichlorobenzene	ND	4.0	1.2	ug/kg	
96-18-4	1,2,3-Trichloropropane	ND	4.0	1.2	ug/kg	
120-82-1	1,2,4-Trichlorobenzene	ND	4.0	1.2	ug/kg	
95-63-6	1,2,4-Trimethylbenzene	ND	4.0	1.2	ug/kg	
108-67-8	1,3,5-Trimethylbenzene	ND	4.0	1.2	ug/kg	
127-18-4	Tetrachloroethylene	ND	4.0	2.8	ug/kg	
108-88-3	Toluene	ND	4.0	1.2	ug/kg	
79-01-6	Trichloroethylene	ND	4.0	0.80	ug/kg	
75-69-4	Trichlorofluoromethane <sup>b</sup>	ND	4.0	0.96	ug/kg	
75-01-4	Vinyl chloride	ND	4.0	2.0	ug/kg	
1330-20-7	Xylene (total)	ND	8.0	3.2	ug/kg	

CAS No.	Surrogate Recoveries	Run# 1	Run# 2	Limits
1868-53-7	Dibromofluoromethane	111%		60-130%
2037-26-5	Toluene-D8	96%		60-130%

ND = Not detected MDL - Method Detection Limit

RL = Reporting Limit

E = Indicates value exceeds calibration range

J = Indicates an estimated value

B = Indicates analyte found in associated method blank

N = Indicates presumptive evidence of a compound

## Report of Analysis

<b>Client Sample ID:</b> N6-3.3	
<b>Lab Sample ID:</b> C16985-20	<b>Date Sampled:</b> 07/13/11
<b>Matrix:</b> SO - Soil	<b>Date Received:</b> 07/14/11
<b>Method:</b> SW846 8260B	<b>Percent Solids:</b> n/a <sup>a</sup>
<b>Project:</b> Romic Soil Investigation(Romic EPA) - 2081 Bay Road, East Palo Alto, CA	

### VOA 8260 List

CAS No.	Surrogate Recoveries	Run# 1	Run# 2	Limits
460-00-4	4-Bromofluorobenzene	107%		60-130%

- (a) All results reported on wet weight basis.
- (b) CCV outside of control limits (biased high); not detected in sample.

---

ND = Not detected      MDL - Method Detection Limit      J = Indicates an estimated value  
 RL = Reporting Limit      B = Indicates analyte found in associated method blank  
 E = Indicates value exceeds calibration range      N = Indicates presumptive evidence of a compound

## Report of Analysis

<b>Client Sample ID:</b> N6-3.3		<b>Date Sampled:</b> 07/13/11
<b>Lab Sample ID:</b> C16985-20		<b>Date Received:</b> 07/14/11
<b>Matrix:</b> SO - Soil		<b>Percent Solids:</b> n/a <sup>a</sup>
<b>Method:</b> SW846 8015B		
<b>Project:</b> Romic Soil Investigation(Romic EPA) - 2081 Bay Road, East Palo Alto, CA		

Run #	File ID	DF	Analyzed	By	Prep Date	Prep Batch	Analytical Batch
Run #1	JK21239.D	1	07/24/11	TT	n/a	n/a	GJK879
Run #2							

Run #	Initial Weight
Run #1	5.21 g
Run #2	

**TPH Volatiles**

CAS No.	Compound	Result	RL	MDL	Units	Q
	TPH-GRO (C6-C10)	0.0929	0.096	0.048	mg/kg	J
CAS No.	Surrogate Recoveries	Run# 1	Run# 2	Limits		
98-08-8	aaa-Trifluorotoluene	91%		60-157%		

(a) All results reported on wet weight basis.

ND = Not detected      MDL - Method Detection Limit  
 RL = Reporting Limit  
 E = Indicates value exceeds calibration range

J = Indicates an estimated value  
 B = Indicates analyte found in associated method blank  
 N = Indicates presumptive evidence of a compound

## Report of Analysis

<b>Client Sample ID:</b>	N6-3.3		<b>Date Sampled:</b>	07/13/11	
<b>Lab Sample ID:</b>	C16985-20		<b>Date Received:</b>	07/14/11	
<b>Matrix:</b>	SO - Soil		<b>Percent Solids:</b>	n/a <sup>a</sup>	
<b>Method:</b>	SW846 8015B M SW846 3545A		<b>Project:</b> Romic Soil Investigation(Romic EPA) - 2081 Bay Road, East Palo Alto, CA		

Run #	File ID	DF	Analyzed	By	Prep Date	Prep Batch	Analytical Batch
Run #1	GG26971.D	1	07/20/11	JH	07/19/11	OP4261	GGG726
Run #2							

Run #	Initial Weight	Final Volume
Run #1	10.1 g	1.0 ml
Run #2		

**TPH Extractable w/ Silica Gel Cleanup**

CAS No.	Compound	Result	RL	MDL	Units	Q
	TPH (C10-C28)	7.19	9.9	5.0	mg/kg	J
	TPH (> C28-C40)	20.6	20	9.9	mg/kg	

CAS No.	Surrogate Recoveries	Run# 1	Run# 2	Limits
630-01-3	Hexacosane	52%		45-140%

(a) All results reported on wet weight basis.

ND = Not detected      MDL - Method Detection Limit  
 RL = Reporting Limit  
 E = Indicates value exceeds calibration range

J = Indicates an estimated value  
 B = Indicates analyte found in associated method blank  
 N = Indicates presumptive evidence of a compound

## Report of Analysis

<b>Client Sample ID:</b> N6-3.3	<b>Date Sampled:</b> 07/13/11
<b>Lab Sample ID:</b> C16985-20	<b>Date Received:</b> 07/14/11
<b>Matrix:</b> SO - Soil	<b>Percent Solids:</b> n/a <sup>a</sup>
<b>Project:</b> Romic Soil Investigation(Romic EPA) - 2081 Bay Road, East Palo Alto, CA	

### Metals Analysis

Analyte	Result	RL	Units	DF	Prep	Analyzed By	Method	Prep Method
Cadmium	6.2	0.89	mg/kg	1	07/15/11	07/19/11 RS	SW846 6010B <sup>1</sup>	SW846 3050B <sup>2</sup>
Chromium	40.7	0.89	mg/kg	1	07/15/11	07/19/11 RS	SW846 6010B <sup>1</sup>	SW846 3050B <sup>2</sup>
Lead	21.9	1.8	mg/kg	1	07/15/11	07/19/11 RS	SW846 6010B <sup>1</sup>	SW846 3050B <sup>2</sup>

(1) Instrument QC Batch: MA1991

(2) Prep QC Batch: MP3716

(a) All results reported on wet weight basis.

RL = Reporting Limit

## Report of Analysis

<b>Client Sample ID:</b> N6-3.3	
<b>Lab Sample ID:</b> C16985-20A	<b>Date Sampled:</b> 07/13/11
<b>Matrix:</b> SO - Soil	<b>Date Received:</b> 07/14/11
<b>Method:</b> SW846 8260B	<b>Percent Solids:</b> n/a <sup>a</sup>
<b>Project:</b> Romic Soil Investigation(Romic EPA) - 2081 Bay Road, East Palo Alto, CA	

Run #1	File ID	DF	Analyzed	By	Prep Date	Prep Batch	Analytical Batch
Run #2	M25991.D	1	07/27/11	TN	n/a	n/a	VM828

Run #1	Initial Weight
Run #2	6.54 g

### VOA 8260 List

CAS No.	Compound	Result	RL	MDL	Units	Q
67-64-1	Acetone	75.3	76	15	ug/kg	J
71-43-2	Benzene	ND	3.8	1.1	ug/kg	
108-86-1	Bromobenzene	ND	3.8	1.1	ug/kg	
74-97-5	Bromochloromethane	ND	3.8	1.1	ug/kg	
75-27-4	Bromodichloromethane	ND	3.8	0.76	ug/kg	
75-25-2	Bromoform	ND	3.8	0.76	ug/kg	
104-51-8	n-Butylbenzene	ND	3.8	1.1	ug/kg	
135-98-8	sec-Butylbenzene	ND	3.8	1.1	ug/kg	
98-06-6	tert-Butylbenzene	ND	3.8	1.1	ug/kg	
108-90-7	Chlorobenzene	ND	3.8	1.1	ug/kg	
75-00-3	Chloroethane	ND	3.8	1.1	ug/kg	
67-66-3	Chloroform	ND	3.8	1.1	ug/kg	
95-49-8	o-Chlorotoluene	ND	3.8	1.1	ug/kg	
106-43-4	p-Chlorotoluene	ND	3.8	1.1	ug/kg	
56-23-5	Carbon tetrachloride	ND	3.8	0.76	ug/kg	
75-34-3	1,1-Dichloroethane	ND	3.8	0.76	ug/kg	
75-35-4	1,1-Dichloroethylene	ND	3.8	1.1	ug/kg	
563-58-6	1,1-Dichloropropene	ND	3.8	1.1	ug/kg	
96-12-8	1,2-Dibromo-3-chloropropane	ND	3.8	0.76	ug/kg	
106-93-4	1,2-Dibromoethane	ND	3.8	0.76	ug/kg	
107-06-2	1,2-Dichloroethane	ND	3.8	1.1	ug/kg	
78-87-5	1,2-Dichloropropane	ND	3.8	1.1	ug/kg	
142-28-9	1,3-Dichloropropane	ND	3.8	1.1	ug/kg	
108-20-3	Di-Isopropyl ether	ND	3.8	1.1	ug/kg	
594-20-7	2,2-Dichloropropane	ND	3.8	1.1	ug/kg	
124-48-1	Dibromochloromethane	ND	3.8	0.76	ug/kg	
75-71-8	Dichlorodifluoromethane	ND	3.8	0.76	ug/kg	
156-59-2	cis-1,2-Dichloroethylene	ND	3.8	1.1	ug/kg	
10061-01-5	cis-1,3-Dichloropropene	ND	3.8	1.1	ug/kg	
541-73-1	m-Dichlorobenzene	ND	3.8	1.1	ug/kg	
95-50-1	o-Dichlorobenzene	ND	3.8	1.1	ug/kg	
106-46-7	p-Dichlorobenzene	ND	3.8	1.1	ug/kg	

ND = Not detected      MDL - Method Detection Limit  
 RL = Reporting Limit  
 E = Indicates value exceeds calibration range

J = Indicates an estimated value  
 B = Indicates analyte found in associated method blank  
 N = Indicates presumptive evidence of a compound



## Report of Analysis

<b>Client Sample ID:</b>	N6-3.3	<b>Date Sampled:</b>	07/13/11
<b>Lab Sample ID:</b>	C16985-20A	<b>Date Received:</b>	07/14/11
<b>Matrix:</b>	SO - Soil	<b>Percent Solids:</b>	n/a <sup>a</sup>
<b>Method:</b>	SW846 8260B		
<b>Project:</b>	Romic Soil Investigation(Romic EPA) - 2081 Bay Road,East Palo Alto,CA		

## VOA 8260 List

CAS No.	Compound	Result	RL	MDL	Units	Q
156-60-5	trans-1,2-Dichloroethylene	ND	3.8	1.1	ug/kg	
10061-02-6	trans-1,3-Dichloropropene	ND	3.8	1.1	ug/kg	
100-41-4	Ethylbenzene	ND	3.8	1.1	ug/kg	
637-92-3	Ethyl tert-Butyl Ether	ND	3.8	1.1	ug/kg	
591-78-6	2-Hexanone	ND	31	3.8	ug/kg	
87-68-3	Hexachlorobutadiene	ND	3.8	0.76	ug/kg	
98-82-8	Isopropylbenzene	ND	3.8	1.1	ug/kg	
99-87-6	p-Isopropyltoluene	ND	3.8	1.1	ug/kg	
108-10-1	4-Methyl-2-pentanone	ND	31	11	ug/kg	
74-83-9	Methyl bromide	ND	3.8	1.9	ug/kg	
74-87-3	Methyl chloride	ND	3.8	1.1	ug/kg	
74-95-3	Methylene bromide	ND	3.8	1.9	ug/kg	
75-09-2	Methylene chloride	ND	19	12	ug/kg	
78-93-3	Methyl ethyl ketone	17.8	31	9.2	ug/kg	J
1634-04-4	Methyl Tert Butyl Ether	ND	3.8	0.76	ug/kg	
91-20-3	Naphthalene	ND	3.8	1.1	ug/kg	
103-65-1	n-Propylbenzene	ND	3.8	1.1	ug/kg	
100-42-5	Styrene	ND	3.8	0.76	ug/kg	
994-05-8	Tert-Amyl Methyl Ether	ND	3.8	0.92	ug/kg	
75-65-0	Tert Butyl Alcohol	ND	31	7.6	ug/kg	
630-20-6	1,1,1,2-Tetrachloroethane	ND	3.8	0.76	ug/kg	
71-55-6	1,1,1-Trichloroethane	ND	3.8	1.1	ug/kg	
79-34-5	1,1,2,2-Tetrachloroethane	ND	3.8	0.76	ug/kg	
79-00-5	1,1,2-Trichloroethane	ND	3.8	0.76	ug/kg	
87-61-6	1,2,3-Trichlorobenzene	ND	3.8	1.1	ug/kg	
96-18-4	1,2,3-Trichloropropane	ND	3.8	1.1	ug/kg	
120-82-1	1,2,4-Trichlorobenzene	ND	3.8	1.1	ug/kg	
95-63-6	1,2,4-Trimethylbenzene	ND	3.8	1.1	ug/kg	
108-67-8	1,3,5-Trimethylbenzene	ND	3.8	1.1	ug/kg	
127-18-4	Tetrachloroethylene	ND	3.8	2.7	ug/kg	
108-88-3	Toluene	ND	3.8	1.1	ug/kg	
79-01-6	Trichloroethylene	ND	3.8	0.76	ug/kg	
75-69-4	Trichlorofluoromethane	ND	3.8	0.92	ug/kg	
75-01-4	Vinyl chloride	ND	3.8	1.9	ug/kg	
1330-20-7	Xylene (total)	ND	7.6	3.1	ug/kg	

CAS No.	Surrogate Recoveries	Run# 1	Run# 2	Limits
1868-53-7	Dibromofluoromethane	95%		60-130%
2037-26-5	Toluene-D8	96%		60-130%

ND = Not detected MDL - Method Detection Limit

RL = Reporting Limit

E = Indicates value exceeds calibration range

J = Indicates an estimated value

B = Indicates analyte found in associated method blank

N = Indicates presumptive evidence of a compound

## Report of Analysis

<b>Client Sample ID:</b> N6-3.3	
<b>Lab Sample ID:</b> C16985-20A	<b>Date Sampled:</b> 07/13/11
<b>Matrix:</b> SO - Soil	<b>Date Received:</b> 07/14/11
<b>Method:</b> SW846 8260B	<b>Percent Solids:</b> n/a <sup>a</sup>
<b>Project:</b> Romic Soil Investigation(Romic EPA) - 2081 Bay Road, East Palo Alto, CA	

### VOA 8260 List

CAS No.	Surrogate Recoveries	Run# 1	Run# 2	Limits
460-00-4	4-Bromofluorobenzene	103%		60-130%

(a) All results reported on wet weight basis.

ND = Not detected      MDL - Method Detection Limit  
 RL = Reporting Limit  
 E = Indicates value exceeds calibration range

J = Indicates an estimated value  
 B = Indicates analyte found in associated method blank  
 N = Indicates presumptive evidence of a compound

## Report of Analysis

<b>Client Sample ID:</b> N6-3.3		<b>Date Sampled:</b> 07/13/11
<b>Lab Sample ID:</b> C16985-20A		<b>Date Received:</b> 07/14/11
<b>Matrix:</b> SO - Soil		<b>Percent Solids:</b> n/a <sup>a</sup>
<b>Method:</b> SW846 8015B		
<b>Project:</b> Romic Soil Investigation(Romic EPA) - 2081 Bay Road, East Palo Alto, CA		

Run #	File ID	DF	Analyzed	By	Prep Date	Prep Batch	Analytical Batch
Run #1	JK21240.D	1	07/25/11	TT	n/a	n/a	GJK879
Run #2							

Run #	Initial Weight
Run #1	5.30 g
Run #2	

**TPH Volatiles**

CAS No.	Compound	Result	RL	MDL	Units	Q
	TPH-GRO (C6-C10)	0.0757	0.094	0.047	mg/kg	J
CAS No.	Surrogate Recoveries	Run# 1	Run# 2	Limits		
98-08-8	aaa-Trifluorotoluene	96%		60-157%		

(a) All results reported on wet weight basis.

ND = Not detected      MDL - Method Detection Limit  
 RL = Reporting Limit  
 E = Indicates value exceeds calibration range

J = Indicates an estimated value  
 B = Indicates analyte found in associated method blank  
 N = Indicates presumptive evidence of a compound

## Report of Analysis

<b>Client Sample ID:</b> N6-3.3		<b>Date Sampled:</b> 07/13/11
<b>Lab Sample ID:</b> C16985-20A		<b>Date Received:</b> 07/14/11
<b>Matrix:</b> SO - Soil		<b>Percent Solids:</b> n/a <sup>a</sup>
<b>Method:</b> SW846 8015B M SW846 3545A		
<b>Project:</b> Romic Soil Investigation(Romic EPA) - 2081 Bay Road, East Palo Alto, CA		

Run #	File ID	DF	Analyzed	By	Prep Date	Prep Batch	Analytical Batch
Run #1	HH15421.D	1	07/24/11	JH	07/21/11	OP4277	GHH528
Run #2							

Run #	Initial Weight	Final Volume
Run #1	10.0 g	1.0 ml
Run #2		

### TPH Extractable w/ Silica Gel Cleanup

CAS No.	Compound	Result	RL	MDL	Units	Q
	TPH (C10-C28)	9.86	10	5.0	mg/kg	J
	TPH (> C28-C40)	58.3	20	10	mg/kg	

CAS No.	Surrogate Recoveries	Run# 1	Run# 2	Limits
630-01-3	Hexacosane	64%		45-140%

(a) All results reported on wet weight basis.

ND = Not detected      MDL - Method Detection Limit  
 RL = Reporting Limit

J = Indicates an estimated value  
 B = Indicates analyte found in associated method blank  
 N = Indicates presumptive evidence of a compound

## Report of Analysis

<b>Client Sample ID:</b> N6-3.3	
<b>Lab Sample ID:</b> C16985-20A	<b>Date Sampled:</b> 07/13/11
<b>Matrix:</b> SO - Soil	<b>Date Received:</b> 07/14/11
	<b>Percent Solids:</b> n/a <sup>a</sup>
<b>Project:</b> Romic Soil Investigation(Romic EPA) - 2081 Bay Road,East Palo Alto,CA	

### Metals Analysis

Analyte	Result	RL	Units	DF	Prep	Analyzed By	Method	Prep Method
Cadmium	7.2	0.91	mg/kg	1	07/22/11	07/27/11 DQ	SW846 6010B <sup>1</sup>	SW846 3050B <sup>2</sup>
Chromium	43.1	0.91	mg/kg	1	07/22/11	07/27/11 DQ	SW846 6010B <sup>1</sup>	SW846 3050B <sup>2</sup>
Lead	23.7	1.8	mg/kg	1	07/22/11	07/27/11 DQ	SW846 6010B <sup>1</sup>	SW846 3050B <sup>2</sup>

(1) Instrument QC Batch: MA2008

(2) Prep QC Batch: MP3750

(a) All results reported on wet weight basis.

RL = Reporting Limit

## Report of Analysis

<b>Client Sample ID:</b>	N6-6.3	<b>Date Sampled:</b>	07/13/11
<b>Lab Sample ID:</b>	C16985-21	<b>Date Received:</b>	07/14/11
<b>Matrix:</b>	SO - Soil	<b>Percent Solids:</b>	n/a <sup>a</sup>
<b>Method:</b>	SW846 8260B	<b>Project:</b> Romic Soil Investigation(Romic EPA) - 2081 Bay Road, East Palo Alto, CA	

Run #	File ID	DF	Analyzed	By	Prep Date	Prep Batch	Analytical Batch
Run #1	M25951.D	1	07/26/11	TN	n/a	n/a	VM827
Run #2	M25996.D	1	07/27/11	TN	n/a	n/a	VM828

Run #	Initial Weight	Final Volume	Methanol Aliquot
Run #1	6.01 g		
Run #2	6.51 g	5.0 ml	100 ul

## VOA 8260 List

CAS No.	Compound	Result	RL	MDL	Units	Q
67-64-1	Acetone	29.3	83	17	ug/kg	J
71-43-2	Benzene	ND	4.2	1.2	ug/kg	
108-86-1	Bromobenzene	ND	4.2	1.2	ug/kg	
74-97-5	Bromochloromethane	ND	4.2	1.2	ug/kg	
75-27-4	Bromodichloromethane	ND	4.2	0.83	ug/kg	
75-25-2	Bromoform	ND	4.2	0.83	ug/kg	
104-51-8	n-Butylbenzene	ND	4.2	1.2	ug/kg	
135-98-8	sec-Butylbenzene	ND	4.2	1.2	ug/kg	
98-06-6	tert-Butylbenzene	ND	4.2	1.2	ug/kg	
108-90-7	Chlorobenzene	2570 <sup>b</sup>	190	58	ug/kg	
75-00-3	Chloroethane	ND	4.2	1.2	ug/kg	
67-66-3	Chloroform	ND	4.2	1.2	ug/kg	
95-49-8	o-Chlorotoluene	ND	4.2	1.2	ug/kg	
106-43-4	p-Chlorotoluene	ND	4.2	1.2	ug/kg	
56-23-5	Carbon tetrachloride	ND	4.2	0.83	ug/kg	
75-34-3	1,1-Dichloroethane	ND	4.2	0.83	ug/kg	
75-35-4	1,1-Dichloroethylene	ND	4.2	1.2	ug/kg	
563-58-6	1,1-Dichloropropene	ND	4.2	1.2	ug/kg	
96-12-8	1,2-Dibromo-3-chloropropane	ND	4.2	0.83	ug/kg	
106-93-4	1,2-Dibromoethane	ND	4.2	0.83	ug/kg	
107-06-2	1,2-Dichloroethane	ND	4.2	1.2	ug/kg	
78-87-5	1,2-Dichloropropane	ND	4.2	1.2	ug/kg	
142-28-9	1,3-Dichloropropane	ND	4.2	1.2	ug/kg	
108-20-3	Di-Isopropyl ether	ND	4.2	1.2	ug/kg	
594-20-7	2,2-Dichloropropane	ND	4.2	1.2	ug/kg	
124-48-1	Dibromochloromethane	ND	4.2	0.83	ug/kg	
75-71-8	Dichlorodifluoromethane	ND	4.2	0.83	ug/kg	
156-59-2	cis-1,2-Dichloroethylene	ND	4.2	1.2	ug/kg	
10061-01-5	cis-1,3-Dichloropropene	ND	4.2	1.2	ug/kg	
541-73-1	m-Dichlorobenzene	ND	4.2	1.2	ug/kg	
95-50-1	o-Dichlorobenzene	ND	4.2	1.2	ug/kg	
106-46-7	p-Dichlorobenzene	ND	4.2	1.2	ug/kg	

ND = Not detected MDL - Method Detection Limit

RL = Reporting Limit

E = Indicates value exceeds calibration range

J = Indicates an estimated value

B = Indicates analyte found in associated method blank

N = Indicates presumptive evidence of a compound

## Report of Analysis

<b>Client Sample ID:</b>	N6-6.3	<b>Date Sampled:</b>	07/13/11
<b>Lab Sample ID:</b>	C16985-21	<b>Date Received:</b>	07/14/11
<b>Matrix:</b>	SO - Soil	<b>Percent Solids:</b>	n/a <sup>a</sup>
<b>Method:</b>	SW846 8260B	<b>Project:</b> Romic Soil Investigation(Romic EPA) - 2081 Bay Road,East Palo Alto,CA	

## VOA 8260 List

CAS No.	Compound	Result	RL	MDL	Units	Q
156-60-5	trans-1,2-Dichloroethylene	ND	4.2	1.2	ug/kg	
10061-02-6	trans-1,3-Dichloropropene	ND	4.2	1.2	ug/kg	
100-41-4	Ethylbenzene	ND	4.2	1.2	ug/kg	
637-92-3	Ethyl tert-Butyl Ether	ND	4.2	1.2	ug/kg	
591-78-6	2-Hexanone	ND	33	4.2	ug/kg	
87-68-3	Hexachlorobutadiene	ND	4.2	0.83	ug/kg	
98-82-8	Isopropylbenzene	ND	4.2	1.2	ug/kg	
99-87-6	p-Isopropyltoluene	ND	4.2	1.2	ug/kg	
108-10-1	4-Methyl-2-pentanone	ND	33	12	ug/kg	
74-83-9	Methyl bromide	ND	4.2	2.1	ug/kg	
74-87-3	Methyl chloride	ND	4.2	1.2	ug/kg	
74-95-3	Methylene bromide	ND	4.2	2.1	ug/kg	
75-09-2	Methylene chloride	ND	21	13	ug/kg	
78-93-3	Methyl ethyl ketone	ND	33	10	ug/kg	
1634-04-4	Methyl Tert Butyl Ether	ND	4.2	0.83	ug/kg	
91-20-3	Naphthalene	ND	4.2	1.2	ug/kg	
103-65-1	n-Propylbenzene	ND	4.2	1.2	ug/kg	
100-42-5	Styrene	ND	4.2	0.83	ug/kg	
994-05-8	Tert-Amyl Methyl Ether	ND	4.2	1.0	ug/kg	
75-65-0	Tert Butyl Alcohol	ND	33	8.3	ug/kg	
630-20-6	1,1,1,2-Tetrachloroethane	ND	4.2	0.83	ug/kg	
71-55-6	1,1,1-Trichloroethane	ND	4.2	1.2	ug/kg	
79-34-5	1,1,2,2-Tetrachloroethane	ND	4.2	0.83	ug/kg	
79-00-5	1,1,2-Trichloroethane	ND	4.2	0.83	ug/kg	
87-61-6	1,2,3-Trichlorobenzene	ND	4.2	1.2	ug/kg	
96-18-4	1,2,3-Trichloropropane	ND	4.2	1.2	ug/kg	
120-82-1	1,2,4-Trichlorobenzene	ND	4.2	1.2	ug/kg	
95-63-6	1,2,4-Trimethylbenzene	ND	4.2	1.2	ug/kg	
108-67-8	1,3,5-Trimethylbenzene	ND	4.2	1.2	ug/kg	
127-18-4	Tetrachloroethylene	ND	4.2	2.9	ug/kg	
108-88-3	Toluene	ND	4.2	1.2	ug/kg	
79-01-6	Trichloroethylene	ND	4.2	0.83	ug/kg	
75-69-4	Trichlorofluoromethane	ND	4.2	1.0	ug/kg	
75-01-4	Vinyl chloride	ND	4.2	2.1	ug/kg	
1330-20-7	Xylene (total)	ND	8.3	3.3	ug/kg	

CAS No.	Surrogate Recoveries	Run# 1	Run# 2	Limits
1868-53-7	Dibromofluoromethane	111%	89%	60-130%
2037-26-5	Toluene-D8	94%	92%	60-130%

ND = Not detected MDL - Method Detection Limit

RL = Reporting Limit

E = Indicates value exceeds calibration range

J = Indicates an estimated value

B = Indicates analyte found in associated method blank

N = Indicates presumptive evidence of a compound

## Report of Analysis

<b>Client Sample ID:</b>	N6-6.3	
<b>Lab Sample ID:</b>	C16985-21	<b>Date Sampled:</b> 07/13/11
<b>Matrix:</b>	SO - Soil	<b>Date Received:</b> 07/14/11
<b>Method:</b>	SW846 8260B	<b>Percent Solids:</b> n/a <sup>a</sup>
<b>Project:</b>	Romic Soil Investigation(Romic EPA) - 2081 Bay Road, East Palo Alto, CA	

### VOA 8260 List

CAS No.	Surrogate Recoveries	Run# 1	Run# 2	Limits
460-00-4	4-Bromofluorobenzene	95%	103%	60-130%

- (a) All results reported on wet weight basis.
- (b) Result is from Run# 2

ND = Not detected      MDL - Method Detection Limit  
 RL = Reporting Limit  
 E = Indicates value exceeds calibration range

J = Indicates an estimated value  
 B = Indicates analyte found in associated method blank  
 N = Indicates presumptive evidence of a compound



## Report of Analysis

<b>Client Sample ID:</b> N6-6.3		<b>Date Sampled:</b> 07/13/11
<b>Lab Sample ID:</b> C16985-21		<b>Date Received:</b> 07/14/11
<b>Matrix:</b> SO - Soil		<b>Percent Solids:</b> n/a <sup>a</sup>
<b>Method:</b> SW846 8015B		
<b>Project:</b> Romic Soil Investigation(Romic EPA) - 2081 Bay Road, East Palo Alto, CA		

Run #	File ID	DF	Analyzed	By	Prep Date	Prep Batch	Analytical Batch
Run #1 <sup>b</sup>	JK21242.D	1	07/25/11	TT	n/a	n/a	GJK879
Run #2							

Run #	Initial Weight
Run #1	5.27 g
Run #2	

**TPH Volatiles**

CAS No.	Compound	Result	RL	MDL	Units	Q
	TPH-GRO (C6-C10)	0.814	0.095	0.047	mg/kg	
CAS No.	Surrogate Recoveries	Run# 1	Run# 2	Limits		
98-08-8	aaa-Trifluorotoluene	89%		60-157%		

- (a) All results reported on wet weight basis.
- (b) Atypical pattern.

---

ND = Not detected	MDL - Method Detection Limit	J = Indicates an estimated value
RL = Reporting Limit		B = Indicates analyte found in associated method blank
E = Indicates value exceeds calibration range		N = Indicates presumptive evidence of a compound

## Report of Analysis

<b>Client Sample ID:</b> N6-6.3		
<b>Lab Sample ID:</b> C16985-21		<b>Date Sampled:</b> 07/13/11
<b>Matrix:</b> SO - Soil		<b>Date Received:</b> 07/14/11
<b>Method:</b> SW846 8015B M SW846 3545A		<b>Percent Solids:</b> n/a <sup>a</sup>
<b>Project:</b> Romic Soil Investigation(Romic EPA) - 2081 Bay Road, East Palo Alto, CA		

	File ID	DF	Analyzed	By	Prep Date	Prep Batch	Analytical Batch
Run #1	GG26972.D	1	07/20/11	JH	07/19/11	OP4261	GGG726
Run #2							

	Initial Weight	Final Volume
Run #1	10.1 g	1.0 ml
Run #2		

### TPH Extractable w/ Silica Gel Cleanup

CAS No.	Compound	Result	RL	MDL	Units	Q
	TPH (C10-C28)	ND	9.9	5.0	mg/kg	
	TPH (> C28-C40)	ND	20	9.9	mg/kg	

CAS No.	Surrogate Recoveries	Run# 1	Run# 2	Limits
630-01-3	Hexacosane	49%		45-140%

(a) All results reported on wet weight basis.

ND = Not detected      MDL - Method Detection Limit  
 RL = Reporting Limit

J = Indicates an estimated value  
 B = Indicates analyte found in associated method blank  
 N = Indicates presumptive evidence of a compound

## Report of Analysis

<b>Client Sample ID:</b> N6-6.3	<b>Date Sampled:</b> 07/13/11
<b>Lab Sample ID:</b> C16985-21	<b>Date Received:</b> 07/14/11
<b>Matrix:</b> SO - Soil	<b>Percent Solids:</b> n/a <sup>a</sup>
<b>Project:</b> Romic Soil Investigation(Romic EPA) - 2081 Bay Road, East Palo Alto, CA	

### Metals Analysis

Analyte	Result	RL	Units	DF	Prep	Analyzed By	Method	Prep Method
Cadmium	< 0.89	0.89	mg/kg	1	07/16/11	07/19/11 RS	SW846 6010B <sup>1</sup>	SW846 3050B <sup>2</sup>
Chromium	32.3	0.89	mg/kg	1	07/16/11	07/19/11 RS	SW846 6010B <sup>1</sup>	SW846 3050B <sup>2</sup>
Lead <sup>b</sup>	< 5.4	5.4	mg/kg	1	07/16/11	07/19/11 RS	SW846 6010B <sup>1</sup>	SW846 3050B <sup>2</sup>

(1) Instrument QC Batch: MA1991

(2) Prep QC Batch: MP3717

(a) All results reported on wet weight basis.

(b) Elevated reporting limit(s) due to matrix interference.

RL = Reporting Limit

## Report of Analysis

<b>Client Sample ID:</b>	OP3,4-1.0	<b>Date Sampled:</b>	07/13/11
<b>Lab Sample ID:</b>	C16985-22	<b>Date Received:</b>	07/14/11
<b>Matrix:</b>	SO - Soil	<b>Percent Solids:</b>	n/a <sup>a</sup>
<b>Method:</b>	SW846 8260B	<b>Project:</b> Romic Soil Investigation(Romic EPA) - 2081 Bay Road, East Palo Alto, CA	

Run #	File ID	DF	Analyzed	By	Prep Date	Prep Batch	Analytical Batch
Run #1	M25952.D	1	07/26/11	TN	n/a	n/a	VM827
Run #2							

Run #	Initial Weight
Run #1	5.20 g
Run #2	

## VOA 8260 List

CAS No.	Compound	Result	RL	MDL	Units	Q
67-64-1	Acetone	ND	96	19	ug/kg	
71-43-2	Benzene	ND	4.8	1.4	ug/kg	
108-86-1	Bromobenzene	ND	4.8	1.4	ug/kg	
74-97-5	Bromochloromethane	ND	4.8	1.4	ug/kg	
75-27-4	Bromodichloromethane	ND	4.8	0.96	ug/kg	
75-25-2	Bromoform	ND	4.8	0.96	ug/kg	
104-51-8	n-Butylbenzene	ND	4.8	1.4	ug/kg	
135-98-8	sec-Butylbenzene	ND	4.8	1.4	ug/kg	
98-06-6	tert-Butylbenzene	ND	4.8	1.4	ug/kg	
108-90-7	Chlorobenzene	ND	4.8	1.4	ug/kg	
75-00-3	Chloroethane	ND	4.8	1.4	ug/kg	
67-66-3	Chloroform	ND	4.8	1.4	ug/kg	
95-49-8	o-Chlorotoluene	ND	4.8	1.4	ug/kg	
106-43-4	p-Chlorotoluene	ND	4.8	1.4	ug/kg	
56-23-5	Carbon tetrachloride	ND	4.8	0.96	ug/kg	
75-34-3	1,1-Dichloroethane	ND	4.8	0.96	ug/kg	
75-35-4	1,1-Dichloroethylene	ND	4.8	1.4	ug/kg	
563-58-6	1,1-Dichloropropene	ND	4.8	1.4	ug/kg	
96-12-8	1,2-Dibromo-3-chloropropane	ND	4.8	0.96	ug/kg	
106-93-4	1,2-Dibromoethane	ND	4.8	0.96	ug/kg	
107-06-2	1,2-Dichloroethane	ND	4.8	1.4	ug/kg	
78-87-5	1,2-Dichloropropane	ND	4.8	1.4	ug/kg	
142-28-9	1,3-Dichloropropane	ND	4.8	1.4	ug/kg	
108-20-3	Di-Isopropyl ether	ND	4.8	1.4	ug/kg	
594-20-7	2,2-Dichloropropane	ND	4.8	1.4	ug/kg	
124-48-1	Dibromochloromethane	ND	4.8	0.96	ug/kg	
75-71-8	Dichlorodifluoromethane	ND	4.8	0.96	ug/kg	
156-59-2	cis-1,2-Dichloroethylene	ND	4.8	1.4	ug/kg	
10061-01-5	cis-1,3-Dichloropropene	ND	4.8	1.4	ug/kg	
541-73-1	m-Dichlorobenzene	ND	4.8	1.4	ug/kg	
95-50-1	o-Dichlorobenzene	ND	4.8	1.4	ug/kg	
106-46-7	p-Dichlorobenzene	ND	4.8	1.4	ug/kg	

ND = Not detected MDL - Method Detection Limit

RL = Reporting Limit

E = Indicates value exceeds calibration range

J = Indicates an estimated value

B = Indicates analyte found in associated method blank

N = Indicates presumptive evidence of a compound

## Report of Analysis

<b>Client Sample ID:</b>	OP3,4-1.0	<b>Date Sampled:</b>	07/13/11
<b>Lab Sample ID:</b>	C16985-22	<b>Date Received:</b>	07/14/11
<b>Matrix:</b>	SO - Soil	<b>Percent Solids:</b>	n/a <sup>a</sup>
<b>Method:</b>	SW846 8260B	<b>Project:</b> Romic Soil Investigation(Romic EPA) - 2081 Bay Road,East Palo Alto,CA	

## VOA 8260 List

CAS No.	Compound	Result	RL	MDL	Units	Q
156-60-5	trans-1,2-Dichloroethylene	ND	4.8	1.4	ug/kg	
10061-02-6	trans-1,3-Dichloropropene	ND	4.8	1.4	ug/kg	
100-41-4	Ethylbenzene	ND	4.8	1.4	ug/kg	
637-92-3	Ethyl tert-Butyl Ether	ND	4.8	1.4	ug/kg	
591-78-6	2-Hexanone	ND	38	4.8	ug/kg	
87-68-3	Hexachlorobutadiene	ND	4.8	0.96	ug/kg	
98-82-8	Isopropylbenzene	ND	4.8	1.4	ug/kg	
99-87-6	p-Isopropyltoluene	ND	4.8	1.4	ug/kg	
108-10-1	4-Methyl-2-pentanone	ND	38	14	ug/kg	
74-83-9	Methyl bromide	ND	4.8	2.4	ug/kg	
74-87-3	Methyl chloride	ND	4.8	1.4	ug/kg	
74-95-3	Methylene bromide	ND	4.8	2.4	ug/kg	
75-09-2	Methylene chloride	ND	24	15	ug/kg	
78-93-3	Methyl ethyl ketone	ND	38	12	ug/kg	
1634-04-4	Methyl Tert Butyl Ether	ND	4.8	0.96	ug/kg	
91-20-3	Naphthalene	ND	4.8	1.4	ug/kg	
103-65-1	n-Propylbenzene	ND	4.8	1.4	ug/kg	
100-42-5	Styrene	ND	4.8	0.96	ug/kg	
994-05-8	Tert-Amyl Methyl Ether	ND	4.8	1.2	ug/kg	
75-65-0	Tert Butyl Alcohol	ND	38	9.6	ug/kg	
630-20-6	1,1,1,2-Tetrachloroethane	ND	4.8	0.96	ug/kg	
71-55-6	1,1,1-Trichloroethane	ND	4.8	1.4	ug/kg	
79-34-5	1,1,2,2-Tetrachloroethane	ND	4.8	0.96	ug/kg	
79-00-5	1,1,2-Trichloroethane	ND	4.8	0.96	ug/kg	
87-61-6	1,2,3-Trichlorobenzene	ND	4.8	1.4	ug/kg	
96-18-4	1,2,3-Trichloropropane	ND	4.8	1.4	ug/kg	
120-82-1	1,2,4-Trichlorobenzene	ND	4.8	1.4	ug/kg	
95-63-6	1,2,4-Trimethylbenzene	ND	4.8	1.4	ug/kg	
108-67-8	1,3,5-Trimethylbenzene	ND	4.8	1.4	ug/kg	
127-18-4	Tetrachloroethylene	5.5	4.8	3.4	ug/kg	
108-88-3	Toluene	ND	4.8	1.4	ug/kg	
79-01-6	Trichloroethylene	1.7	4.8	0.96	ug/kg	J
75-69-4	Trichlorofluoromethane <sup>b</sup>	ND	4.8	1.2	ug/kg	
75-01-4	Vinyl chloride	ND	4.8	2.4	ug/kg	
1330-20-7	Xylene (total)	ND	9.6	3.8	ug/kg	

CAS No.	Surrogate Recoveries	Run# 1	Run# 2	Limits
1868-53-7	Dibromofluoromethane	111%		60-130%
2037-26-5	Toluene-D8	95%		60-130%

ND = Not detected MDL - Method Detection Limit

RL = Reporting Limit

E = Indicates value exceeds calibration range

J = Indicates an estimated value

B = Indicates analyte found in associated method blank

N = Indicates presumptive evidence of a compound

## Report of Analysis

<b>Client Sample ID:</b>	OP3,4-1.0	<b>Date Sampled:</b>	07/13/11
<b>Lab Sample ID:</b>	C16985-22	<b>Date Received:</b>	07/14/11
<b>Matrix:</b>	SO - Soil	<b>Percent Solids:</b>	n/a <sup>a</sup>
<b>Method:</b>	SW846 8260B	<b>Project:</b> Romic Soil Investigation(Romic EPA) - 2081 Bay Road,East Palo Alto,CA	

### VOA 8260 List

CAS No.	Surrogate Recoveries	Run# 1	Run# 2	Limits
460-00-4	4-Bromofluorobenzene	109%		60-130%

- (a) All results reported on wet weight basis.
- (b) CCV outside of control limits (biased high); not detected in sample.

ND = Not detected      MDL - Method Detection Limit  
 RL = Reporting Limit  
 E = Indicates value exceeds calibration range

J = Indicates an estimated value  
 B = Indicates analyte found in associated method blank  
 N = Indicates presumptive evidence of a compound

## Report of Analysis

<b>Client Sample ID:</b>	OP3,4-1.0	<b>Date Sampled:</b>	07/13/11
<b>Lab Sample ID:</b>	C16985-22	<b>Date Received:</b>	07/14/11
<b>Matrix:</b>	SO - Soil	<b>Percent Solids:</b>	n/a <sup>a</sup>
<b>Method:</b>	SW846 8270C SW846 3550B	<b>Project:</b> Romic Soil Investigation(Romic EPA) - 2081 Bay Road, East Palo Alto, CA	

Run #1	File ID	DF	Analyzed	By	Prep Date	Prep Batch	Analytical Batch
Run #1	Y8861.D	1	07/18/11	MT	07/18/11	OP4247	EY423
Run #2							

Run #1	Initial Weight	Final Volume
Run #1	10.0 g	1.0 ml
Run #2		

## ABN Full List

CAS No.	Compound	Result	RL	MDL	Units	Q
65-85-0	Benzoic acid	ND	1000	890	ug/kg	
95-57-8	2-Chlorophenol	ND	1000	680	ug/kg	
59-50-7	4-Chloro-3-methyl phenol	ND	500	420	ug/kg	
120-83-2	2,4-Dichlorophenol	ND	500	140	ug/kg	
105-67-9	2,4-Dimethylphenol	ND	500	150	ug/kg	
51-28-5	2,4-Dinitrophenol	ND	2500	850	ug/kg	
534-52-1	4,6-Dinitro-o-cresol	ND	2000	1000	ug/kg	
95-48-7	2-Methylphenol	ND	500	170	ug/kg	
	3&4-Methylphenol	ND	500	150	ug/kg	
88-75-5	2-Nitrophenol	ND	500	130	ug/kg	
100-02-7	4-Nitrophenol	ND	2000	1200	ug/kg	
87-86-5	Pentachlorophenol	ND	500	420	ug/kg	
108-95-2	Phenol	ND	2000	1300	ug/kg	
95-95-4	2,4,5-Trichlorophenol	ND	500	120	ug/kg	
88-06-2	2,4,6-Trichlorophenol	ND	500	160	ug/kg	
83-32-9	Acenaphthene	ND	1000	500	ug/kg	
208-96-8	Acenaphthylene	ND	500	200	ug/kg	
62-53-3	Aniline	ND	500	140	ug/kg	
120-12-7	Anthracene	ND	500	100	ug/kg	
103-33-3	Azobenzene	ND	500	170	ug/kg	
92-87-5	Benzidine	ND	2500	730	ug/kg	
56-55-3	Benzo(a)anthracene	ND	500	70	ug/kg	
50-32-8	Benzo(a)pyrene	ND	500	90	ug/kg	
205-99-2	Benzo(b)fluoranthene	ND	500	60	ug/kg	
191-24-2	Benzo(g,h,i)perylene	ND	500	150	ug/kg	
207-08-9	Benzo(k)fluoranthene	ND	500	120	ug/kg	
101-55-3	4-Bromophenyl phenyl ether	ND	500	150	ug/kg	
85-68-7	Butyl benzyl phthalate	ND	500	110	ug/kg	
100-51-6	Benzyl Alcohol	ND	1000	160	ug/kg	
91-58-7	2-Chloronaphthalene	ND	500	180	ug/kg	
106-47-8	4-Chloroaniline	ND	500	140	ug/kg	
86-74-8	Carbazole	ND	500	80	ug/kg	

ND = Not detected MDL - Method Detection Limit

RL = Reporting Limit

E = Indicates value exceeds calibration range

J = Indicates an estimated value

B = Indicates analyte found in associated method blank

N = Indicates presumptive evidence of a compound

## Report of Analysis

<b>Client Sample ID:</b>	OP3,4-1.0	<b>Date Sampled:</b>	07/13/11
<b>Lab Sample ID:</b>	C16985-22	<b>Date Received:</b>	07/14/11
<b>Matrix:</b>	SO - Soil	<b>Percent Solids:</b>	n/a <sup>a</sup>
<b>Method:</b>	SW846 8270C SW846 3550B	<b>Project:</b> Romic Soil Investigation(Romic EPA) - 2081 Bay Road,East Palo Alto,CA	

## ABN Full List

CAS No.	Compound	Result	RL	MDL	Units	Q
218-01-9	Chrysene	ND	500	100	ug/kg	
111-91-1	bis(2-Chloroethoxy)methane	ND	500	180	ug/kg	
111-44-4	bis(2-Chloroethyl)ether	ND	500	230	ug/kg	
108-60-1	bis(2-Chloroisopropyl)ether	ND	500	270	ug/kg	
7005-72-3	4-Chlorophenyl phenyl ether	ND	500	190	ug/kg	
95-50-1	1,2-Dichlorobenzene	ND	500	160	ug/kg	
541-73-1	1,3-Dichlorobenzene	ND	500	150	ug/kg	
106-46-7	1,4-Dichlorobenzene	ND	500	420	ug/kg	
121-14-2	2,4-Dinitrotoluene	ND	500	460	ug/kg	
606-20-2	2,6-Dinitrotoluene	ND	1000	320	ug/kg	
91-94-1	3,3' -Dichlorobenzidine	ND	2500	140	ug/kg	
53-70-3	Dibenzo(a,h)anthracene	ND	500	130	ug/kg	
132-64-9	Dibenzofuran	ND	500	160	ug/kg	
122-39-4	Diphenylamine	ND	500	120	ug/kg	
84-74-2	Di-n-butyl phthalate	ND	500	100	ug/kg	
117-84-0	Di-n-octyl phthalate	ND	500	130	ug/kg	
84-66-2	Diethyl phthalate	ND	500	170	ug/kg	
131-11-3	Dimethyl phthalate	ND	500	180	ug/kg	
117-81-7	bis(2-Ethylhexyl)phthalate	ND	500	220	ug/kg	
206-44-0	Fluoranthene	ND	500	100	ug/kg	
86-73-7	Fluorene	ND	500	180	ug/kg	
118-74-1	Hexachlorobenzene	ND	500	130	ug/kg	
87-68-3	Hexachlorobutadiene	ND	500	190	ug/kg	
77-47-4	Hexachlorocyclopentadiene	ND	500	140	ug/kg	
67-72-1	Hexachloroethane	ND	500	160	ug/kg	
193-39-5	Indeno(1,2,3-cd)pyrene	ND	500	140	ug/kg	
78-59-1	Isophorone	ND	500	170	ug/kg	
90-12-0	1-Methylnaphthalene	ND	500	160	ug/kg	
91-57-6	2-Methylnaphthalene	ND	500	160	ug/kg	
88-74-4	2-Nitroaniline	ND	500	120	ug/kg	
99-09-2	3-Nitroaniline	ND	500	120	ug/kg	
100-01-6	4-Nitroaniline	ND	500	300	ug/kg	
91-20-3	Naphthalene	ND	500	170	ug/kg	
98-95-3	Nitrobenzene	ND	500	160	ug/kg	
62-75-9	N-Nitrosodimethylamine	ND	5000	2200	ug/kg	
621-64-7	N-Nitroso-di-n-propylamine	ND	1000	550	ug/kg	
85-01-8	Phenanthrene	ND	500	110	ug/kg	
129-00-0	Pyrene	ND	1000	680	ug/kg	
110-86-1	Pyridine	ND	2000	220	ug/kg	
120-82-1	1,2,4-Trichlorobenzene	ND	500	340	ug/kg	

ND = Not detected MDL - Method Detection Limit

RL = Reporting Limit

E = Indicates value exceeds calibration range

J = Indicates an estimated value

B = Indicates analyte found in associated method blank

N = Indicates presumptive evidence of a compound



## Report of Analysis

<b>Client Sample ID:</b>	OP3,4-1.0	<b>Date Sampled:</b>	07/13/11
<b>Lab Sample ID:</b>	C16985-22	<b>Date Received:</b>	07/14/11
<b>Matrix:</b>	SO - Soil	<b>Percent Solids:</b>	n/a <sup>a</sup>
<b>Method:</b>	SW846 8270C SW846 3550B		
<b>Project:</b>	Romic Soil Investigation(Romic EPA) - 2081 Bay Road,East Palo Alto,CA		

## ABN Full List

CAS No.	Surrogate Recoveries	Run# 1	Run# 2	Limits
367-12-4	2-Fluorophenol	56%		20-100%
4165-62-2	Phenol-d5	57%		20-100%
118-79-6	2,4,6-Tribromophenol	66%		30-100%
4165-60-0	Nitrobenzene-d5	58%		20-100%
321-60-8	2-Fluorobiphenyl	56%		20-106%
1718-51-0	Terphenyl-d14	107%		55-130%

(a) All results reported on wet weight basis.

ND = Not detected      MDL - Method Detection Limit  
 RL = Reporting Limit  
 E = Indicates value exceeds calibration range

J = Indicates an estimated value  
 B = Indicates analyte found in associated method blank  
 N = Indicates presumptive evidence of a compound

## Report of Analysis

<b>Client Sample ID:</b>	OP3,4-1.0	<b>Date Sampled:</b>	07/13/11
<b>Lab Sample ID:</b>	C16985-22	<b>Date Received:</b>	07/14/11
<b>Matrix:</b>	SO - Soil	<b>Percent Solids:</b>	n/a <sup>a</sup>
<b>Method:</b>	SW846 8015B	<b>Project:</b> Romic Soil Investigation(Romic EPA) - 2081 Bay Road,East Palo Alto,CA	

Run #	File ID	DF	Analyzed	By	Prep Date	Prep Batch	Analytical Batch
Run #1	JK21243.D	1	07/25/11	TT	n/a	n/a	GJK879
Run #2							

Run #	Initial Weight
Run #1	5.05 g
Run #2	

### TPH Volatiles

CAS No.	Compound	Result	RL	MDL	Units	Q
	TPH-GRO (C6-C10)	ND	0.099	0.050	mg/kg	
CAS No.	Surrogate Recoveries	Run# 1	Run# 2	Limits		
98-08-8	aaa-Trifluorotoluene	93%		60-157%		

(a) All results reported on wet weight basis.

ND = Not detected      MDL - Method Detection Limit  
 RL = Reporting Limit  
 E = Indicates value exceeds calibration range

J = Indicates an estimated value  
 B = Indicates analyte found in associated method blank  
 N = Indicates presumptive evidence of a compound

## Report of Analysis

<b>Client Sample ID:</b> OP3,4-1.0	<b>Date Sampled:</b> 07/13/11
<b>Lab Sample ID:</b> C16985-22	<b>Date Received:</b> 07/14/11
<b>Matrix:</b> SO - Soil	<b>Percent Solids:</b> n/a <sup>a</sup>
<b>Method:</b> SW846 8081A SW846 3545A	
<b>Project:</b> Romic Soil Investigation(Romic EPA) - 2081 Bay Road, East Palo Alto, CA	

Run #1	File ID	DF	Analyzed	By	Prep Date	Prep Batch	Analytical Batch
Run #1	OO22741.D	1	07/26/11	RV	07/16/11	OP4244	G00727
Run #2							

Run #1	Initial Weight	Final Volume
Run #1	10.0 g	10.0 ml
Run #2		

**Pesticide PPL List**

CAS No.	Compound	Result	RL	MDL	Units	Q
309-00-2	Aldrin	ND	25	10	ug/kg	
319-84-6	alpha-BHC	ND	25	11	ug/kg	
319-85-7	beta-BHC	ND	25	3.5	ug/kg	
319-86-8	delta-BHC	ND	25	3.5	ug/kg	
58-89-9	gamma-BHC (Lindane)	ND	25	7.5	ug/kg	
12789-03-6	Chlordane	ND	100	100	ug/kg	
60-57-1	Dieldrin	ND	25	3.0	ug/kg	
72-54-8	4,4' -DDD	ND	25	3.5	ug/kg	
72-55-9	4,4' -DDE	ND	25	3.0	ug/kg	
50-29-3	4,4' -DDT	ND	25	3.0	ug/kg	
72-20-8	Endrin	ND	25	3.0	ug/kg	
7421-93-4	Endrin aldehyde	ND	25	6.0	ug/kg	
959-98-8	Endosulfan-I	ND	25	3.5	ug/kg	
33213-65-9	Endosulfan-II	ND	25	3.5	ug/kg	
1031-07-8	Endosulfan sulfate	ND	25	8.0	ug/kg	
76-44-8	Heptachlor	ND	25	6.0	ug/kg	
1024-57-3	Heptachlor epoxide	ND	25	4.0	ug/kg	
72-43-5	Methoxychlor	ND	25	3.5	ug/kg	
8001-35-2	Toxaphene	ND	100	100	ug/kg	

CAS No.	Surrogate Recoveries	Run# 1	Run# 2	Limits
877-09-8	Tetrachloro-m-xylene	69%		35-132%
877-09-8	Tetrachloro-m-xylene	70%		35-132%
2051-24-3	Decachlorobiphenyl	84%		35-132%
2051-24-3	Decachlorobiphenyl	94%		35-132%

(a) All results reported on wet weight basis.

ND = Not detected      MDL - Method Detection Limit      J = Indicates an estimated value  
 RL = Reporting Limit      B = Indicates analyte found in associated method blank  
 E = Indicates value exceeds calibration range      N = Indicates presumptive evidence of a compound

## Report of Analysis

<b>Client Sample ID:</b> OP3,4-1.0		<b>Date Sampled:</b> 07/13/11
<b>Lab Sample ID:</b> C16985-22		<b>Date Received:</b> 07/14/11
<b>Matrix:</b> SO - Soil		<b>Percent Solids:</b> n/a <sup>a</sup>
<b>Method:</b> SW846 8082 SW846 3545A		
<b>Project:</b> Romic Soil Investigation(Romic EPA) - 2081 Bay Road, East Palo Alto, CA		

Run #	File ID	DF	Analyzed	By	Prep Date	Prep Batch	Analytical Batch
Run #1	PP20188.D	1	07/19/11	RV	07/16/11	OP4243	GPP687
Run #2							

Run #	Initial Weight	Final Volume
Run #1	10.0 g	10.0 ml
Run #2		

**PCB List**

CAS No.	Compound	Result	RL	MDL	Units	Q
12674-11-2	Aroclor 1016	ND	100	17	ug/kg	
11104-28-2	Aroclor 1221	ND	100	50	ug/kg	
11141-16-5	Aroclor 1232	ND	100	50	ug/kg	
53469-21-9	Aroclor 1242	ND	100	50	ug/kg	
12672-29-6	Aroclor 1248	ND	100	50	ug/kg	
11097-69-1	Aroclor 1254	ND	100	50	ug/kg	
11096-82-5	Aroclor 1260	ND	100	20	ug/kg	

CAS No.	Surrogate Recoveries	Run# 1	Run# 2	Limits
877-09-8	Tetrachloro-m-xylene	68%		45-108%
877-09-8	Tetrachloro-m-xylene	61%		45-108%
2051-24-3	Decachlorobiphenyl	104%		54-121%
2051-24-3	Decachlorobiphenyl	90%		54-121%

(a) All results reported on wet weight basis.

---

ND = Not detected      MDL - Method Detection Limit      J = Indicates an estimated value  
 RL = Reporting Limit      B = Indicates analyte found in associated method blank  
 E = Indicates value exceeds calibration range      N = Indicates presumptive evidence of a compound

## Report of Analysis

<b>Client Sample ID:</b> OP3,4-1.0		<b>Date Sampled:</b> 07/13/11
<b>Lab Sample ID:</b> C16985-22		<b>Date Received:</b> 07/14/11
<b>Matrix:</b> SO - Soil		<b>Percent Solids:</b> n/a <sup>a</sup>
<b>Method:</b> SW846 8015B M SW846 3545A		
<b>Project:</b> Romic Soil Investigation(Romic EPA) - 2081 Bay Road, East Palo Alto, CA		

Run #	File ID	DF	Analyzed	By	Prep Date	Prep Batch	Analytical Batch
Run #1	GG26973.D	1	07/20/11	JH	07/19/11	OP4261	GGG726
Run #2							

Run #	Initial Weight	Final Volume
Run #1	10.1 g	1.0 ml
Run #2		

**TPH Extractable w/ Silica Gel Cleanup**

CAS No.	Compound	Result	RL	MDL	Units	Q
	TPH (C10-C28)	ND	9.9	5.0	mg/kg	
	TPH (> C28-C40)	ND	20	9.9	mg/kg	

CAS No.	Surrogate Recoveries	Run# 1	Run# 2	Limits
630-01-3	Hexacosane	47%		45-140%

(a) All results reported on wet weight basis.

ND = Not detected      MDL - Method Detection Limit  
 RL = Reporting Limit  
 E = Indicates value exceeds calibration range

J = Indicates an estimated value  
 B = Indicates analyte found in associated method blank  
 N = Indicates presumptive evidence of a compound

## Report of Analysis

<b>Client Sample ID:</b>	OP3,4-1.0	<b>Date Sampled:</b>	07/13/11
<b>Lab Sample ID:</b>	C16985-22	<b>Date Received:</b>	07/14/11
<b>Matrix:</b>	SO - Soil	<b>Percent Solids:</b>	n/a <sup>a</sup>
<b>Project:</b>	Romic Soil Investigation(Romic EPA) - 2081 Bay Road,East Palo Alto,CA		

## Metals Analysis

Analyte	Result	RL	Units	DF	Prep	Analyzed By	Method	Prep Method
Antimony	< 1.8	1.8	mg/kg	1	07/16/11	07/19/11 RS	SW846 6010B <sup>1</sup>	SW846 3050B <sup>3</sup>
Arsenic	1.8	1.8	mg/kg	1	07/16/11	07/19/11 RS	SW846 6010B <sup>1</sup>	SW846 3050B <sup>3</sup>
Barium	106	18	mg/kg	1	07/16/11	07/19/11 RS	SW846 6010B <sup>1</sup>	SW846 3050B <sup>3</sup>
Beryllium	< 0.91	0.91	mg/kg	1	07/16/11	07/19/11 RS	SW846 6010B <sup>1</sup>	SW846 3050B <sup>3</sup>
Cadmium	< 0.91	0.91	mg/kg	1	07/16/11	07/19/11 RS	SW846 6010B <sup>1</sup>	SW846 3050B <sup>3</sup>
Chromium	100	0.91	mg/kg	1	07/16/11	07/19/11 RS	SW846 6010B <sup>1</sup>	SW846 3050B <sup>3</sup>
Cobalt	26.9	0.91	mg/kg	1	07/16/11	07/19/11 RS	SW846 6010B <sup>1</sup>	SW846 3050B <sup>3</sup>
Copper	71.8	2.3	mg/kg	1	07/16/11	07/19/11 RS	SW846 6010B <sup>1</sup>	SW846 3050B <sup>3</sup>
Lead <sup>b</sup>	< 3.6	3.6	mg/kg	2	07/16/11	07/19/11 RS	SW846 6010B <sup>1</sup>	SW846 3050B <sup>3</sup>
Mercury	< 0.038	0.038	mg/kg	1	07/18/11	07/19/11 RW	SW846 7471A <sup>2</sup>	SW846 7471A <sup>4</sup>
Molybdenum	< 1.8	1.8	mg/kg	1	07/16/11	07/19/11 RS	SW846 6010B <sup>1</sup>	SW846 3050B <sup>3</sup>
Nickel	69.7	0.91	mg/kg	1	07/16/11	07/19/11 RS	SW846 6010B <sup>1</sup>	SW846 3050B <sup>3</sup>
Selenium	< 1.8	1.8	mg/kg	1	07/16/11	07/19/11 RS	SW846 6010B <sup>1</sup>	SW846 3050B <sup>3</sup>
Silver <sup>b</sup>	< 3.6	3.6	mg/kg	2	07/16/11	07/19/11 RS	SW846 6010B <sup>1</sup>	SW846 3050B <sup>3</sup>
Thallium <sup>b</sup>	< 18	18	mg/kg	2	07/16/11	07/19/11 RS	SW846 6010B <sup>1</sup>	SW846 3050B <sup>3</sup>
Vanadium	95.8	1.8	mg/kg	2	07/16/11	07/19/11 RS	SW846 6010B <sup>1</sup>	SW846 3050B <sup>3</sup>
Zinc	63.3	3.6	mg/kg	2	07/16/11	07/19/11 RS	SW846 6010B <sup>1</sup>	SW846 3050B <sup>3</sup>

(1) Instrument QC Batch: MA1991

(2) Instrument QC Batch: MA1994

(3) Prep QC Batch: MP3717

(4) Prep QC Batch: MP3736

(a) All results reported on wet weight basis.

(b) Elevated reporting limit(s) due to matrix interference.

RL = Reporting Limit

## Report of Analysis

<b>Client Sample ID:</b>	OP3,4-1.0	<b>Date Sampled:</b>	07/13/11
<b>Lab Sample ID:</b>	C16985-22A	<b>Date Received:</b>	07/14/11
<b>Matrix:</b>	SO - Soil	<b>Percent Solids:</b>	n/a <sup>a</sup>
<b>Method:</b>	SW846 8260B	<b>Project:</b> Romic Soil Investigation(Romic EPA) - 2081 Bay Road, East Palo Alto, CA	

Run #	File ID	DF	Analyzed	By	Prep Date	Prep Batch	Analytical Batch
Run #1	M25992.D	1	07/27/11	TN	n/a	n/a	VM828
Run #2							

Run #	Initial Weight
Run #1	4.83 g
Run #2	

## VOA 8260 List

CAS No.	Compound	Result	RL	MDL	Units	Q
67-64-1	Acetone	ND	100	21	ug/kg	
71-43-2	Benzene	ND	5.2	1.6	ug/kg	
108-86-1	Bromobenzene	ND	5.2	1.6	ug/kg	
74-97-5	Bromochloromethane	ND	5.2	1.6	ug/kg	
75-27-4	Bromodichloromethane	ND	5.2	1.0	ug/kg	
75-25-2	Bromoform	ND	5.2	1.0	ug/kg	
104-51-8	n-Butylbenzene	ND	5.2	1.6	ug/kg	
135-98-8	sec-Butylbenzene	ND	5.2	1.6	ug/kg	
98-06-6	tert-Butylbenzene	ND	5.2	1.6	ug/kg	
108-90-7	Chlorobenzene	ND	5.2	1.6	ug/kg	
75-00-3	Chloroethane	ND	5.2	1.6	ug/kg	
67-66-3	Chloroform	ND	5.2	1.6	ug/kg	
95-49-8	o-Chlorotoluene	ND	5.2	1.6	ug/kg	
106-43-4	p-Chlorotoluene	ND	5.2	1.6	ug/kg	
56-23-5	Carbon tetrachloride	ND	5.2	1.0	ug/kg	
75-34-3	1,1-Dichloroethane	ND	5.2	1.0	ug/kg	
75-35-4	1,1-Dichloroethylene	ND	5.2	1.6	ug/kg	
563-58-6	1,1-Dichloropropene	ND	5.2	1.6	ug/kg	
96-12-8	1,2-Dibromo-3-chloropropane	ND	5.2	1.0	ug/kg	
106-93-4	1,2-Dibromoethane	ND	5.2	1.0	ug/kg	
107-06-2	1,2-Dichloroethane	ND	5.2	1.6	ug/kg	
78-87-5	1,2-Dichloropropane	ND	5.2	1.6	ug/kg	
142-28-9	1,3-Dichloropropane	ND	5.2	1.6	ug/kg	
108-20-3	Di-Isopropyl ether	ND	5.2	1.6	ug/kg	
594-20-7	2,2-Dichloropropane	ND	5.2	1.6	ug/kg	
124-48-1	Dibromochloromethane	ND	5.2	1.0	ug/kg	
75-71-8	Dichlorodifluoromethane	ND	5.2	1.0	ug/kg	
156-59-2	cis-1,2-Dichloroethylene	ND	5.2	1.6	ug/kg	
10061-01-5	cis-1,3-Dichloropropene	ND	5.2	1.6	ug/kg	
541-73-1	m-Dichlorobenzene	ND	5.2	1.6	ug/kg	
95-50-1	o-Dichlorobenzene	ND	5.2	1.6	ug/kg	
106-46-7	p-Dichlorobenzene	ND	5.2	1.6	ug/kg	

ND = Not detected MDL - Method Detection Limit

RL = Reporting Limit

E = Indicates value exceeds calibration range

J = Indicates an estimated value

B = Indicates analyte found in associated method blank

N = Indicates presumptive evidence of a compound

## Report of Analysis

<b>Client Sample ID:</b> OP3,4-1.0		<b>Date Sampled:</b> 07/13/11
<b>Lab Sample ID:</b> C16985-22A		<b>Date Received:</b> 07/14/11
<b>Matrix:</b> SO - Soil		<b>Percent Solids:</b> n/a <sup>a</sup>
<b>Method:</b> SW846 8260B		
<b>Project:</b> Romic Soil Investigation(Romic EPA) - 2081 Bay Road,East Palo Alto,CA		

**VOA 8260 List**

CAS No.	Compound	Result	RL	MDL	Units	Q
156-60-5	trans-1,2-Dichloroethylene	ND	5.2	1.6	ug/kg	
10061-02-6	trans-1,3-Dichloropropene	ND	5.2	1.6	ug/kg	
100-41-4	Ethylbenzene	ND	5.2	1.6	ug/kg	
637-92-3	Ethyl tert-Butyl Ether	ND	5.2	1.6	ug/kg	
591-78-6	2-Hexanone	ND	41	5.2	ug/kg	
87-68-3	Hexachlorobutadiene	ND	5.2	1.0	ug/kg	
98-82-8	Isopropylbenzene	ND	5.2	1.6	ug/kg	
99-87-6	p-Isopropyltoluene	ND	5.2	1.6	ug/kg	
108-10-1	4-Methyl-2-pentanone	ND	41	16	ug/kg	
74-83-9	Methyl bromide	ND	5.2	2.6	ug/kg	
74-87-3	Methyl chloride	ND	5.2	1.6	ug/kg	
74-95-3	Methylene bromide	ND	5.2	2.6	ug/kg	
75-09-2	Methylene chloride	ND	26	17	ug/kg	
78-93-3	Methyl ethyl ketone	ND	41	12	ug/kg	
1634-04-4	Methyl Tert Butyl Ether	ND	5.2	1.0	ug/kg	
91-20-3	Naphthalene	ND	5.2	1.6	ug/kg	
103-65-1	n-Propylbenzene	ND	5.2	1.6	ug/kg	
100-42-5	Styrene	ND	5.2	1.0	ug/kg	
994-05-8	Tert-Amyl Methyl Ether	ND	5.2	1.2	ug/kg	
75-65-0	Tert Butyl Alcohol	ND	41	10	ug/kg	
630-20-6	1,1,1,2-Tetrachloroethane	ND	5.2	1.0	ug/kg	
71-55-6	1,1,1-Trichloroethane	ND	5.2	1.6	ug/kg	
79-34-5	1,1,2,2-Tetrachloroethane	ND	5.2	1.0	ug/kg	
79-00-5	1,1,2-Trichloroethane	ND	5.2	1.0	ug/kg	
87-61-6	1,2,3-Trichlorobenzene	ND	5.2	1.6	ug/kg	
96-18-4	1,2,3-Trichloropropane	ND	5.2	1.6	ug/kg	
120-82-1	1,2,4-Trichlorobenzene	ND	5.2	1.6	ug/kg	
95-63-6	1,2,4-Trimethylbenzene	ND	5.2	1.6	ug/kg	
108-67-8	1,3,5-Trimethylbenzene	ND	5.2	1.6	ug/kg	
127-18-4	Tetrachloroethylene	5.6	5.2	3.6	ug/kg	
108-88-3	Toluene	ND	5.2	1.6	ug/kg	
79-01-6	Trichloroethylene	2.2	5.2	1.0	ug/kg	J
75-69-4	Trichlorofluoromethane	ND	5.2	1.2	ug/kg	
75-01-4	Vinyl chloride	ND	5.2	2.6	ug/kg	
1330-20-7	Xylene (total)	ND	10	4.1	ug/kg	

CAS No.	Surrogate Recoveries	Run# 1	Run# 2	Limits
1868-53-7	Dibromofluoromethane	94%		60-130%
2037-26-5	Toluene-D8	91%		60-130%

ND = Not detected      MDL - Method Detection Limit  
 RL = Reporting Limit  
 E = Indicates value exceeds calibration range

J = Indicates an estimated value  
 B = Indicates analyte found in associated method blank  
 N = Indicates presumptive evidence of a compound



## Report of Analysis

<b>Client Sample ID:</b>	OP3,4-1.0	<b>Date Sampled:</b>	07/13/11
<b>Lab Sample ID:</b>	C16985-22A	<b>Date Received:</b>	07/14/11
<b>Matrix:</b>	SO - Soil	<b>Percent Solids:</b>	n/a <sup>a</sup>
<b>Method:</b>	SW846 8260B	<b>Project:</b> Romic Soil Investigation(Romic EPA) - 2081 Bay Road,East Palo Alto,CA	

### VOA 8260 List

CAS No.	Surrogate Recoveries	Run# 1	Run# 2	Limits
460-00-4	4-Bromofluorobenzene	101%		60-130%

(a) All results reported on wet weight basis.

ND = Not detected      MDL - Method Detection Limit  
 RL = Reporting Limit  
 E = Indicates value exceeds calibration range

J = Indicates an estimated value  
 B = Indicates analyte found in associated method blank  
 N = Indicates presumptive evidence of a compound

## Report of Analysis

<b>Client Sample ID:</b>	OP3,4-1.0	<b>Date Sampled:</b>	07/13/11
<b>Lab Sample ID:</b>	C16985-22A	<b>Date Received:</b>	07/14/11
<b>Matrix:</b>	SO - Soil	<b>Percent Solids:</b>	n/a <sup>a</sup>
<b>Method:</b>	SW846 8270C SW846 3550B	<b>Project:</b> Romic Soil Investigation(Romic EPA) - 2081 Bay Road, East Palo Alto, CA	

Run #1	File ID	DF	Analyzed	By	Prep Date	Prep Batch	Analytical Batch
Run #1	Y8981.D	1	07/23/11	MT	07/21/11	OP4270	EY428
Run #2							

Run #1	Initial Weight	Final Volume
Run #1	10.0 g	1.0 ml
Run #2		

## ABN Full List

CAS No.	Compound	Result	RL	MDL	Units	Q
65-85-0	Benzoic acid	ND	1000	890	ug/kg	
95-57-8	2-Chlorophenol	ND	1000	680	ug/kg	
59-50-7	4-Chloro-3-methyl phenol	ND	500	420	ug/kg	
120-83-2	2,4-Dichlorophenol	ND	500	140	ug/kg	
105-67-9	2,4-Dimethylphenol	ND	500	150	ug/kg	
51-28-5	2,4-Dinitrophenol	ND	2500	850	ug/kg	
534-52-1	4,6-Dinitro-o-cresol	ND	2000	1000	ug/kg	
95-48-7	2-Methylphenol	ND	500	170	ug/kg	
	3&4-Methylphenol	ND	500	150	ug/kg	
88-75-5	2-Nitrophenol	ND	500	130	ug/kg	
100-02-7	4-Nitrophenol	ND	2000	1200	ug/kg	
87-86-5	Pentachlorophenol	ND	500	420	ug/kg	
108-95-2	Phenol	ND	2000	1300	ug/kg	
95-95-4	2,4,5-Trichlorophenol	ND	500	120	ug/kg	
88-06-2	2,4,6-Trichlorophenol	ND	500	160	ug/kg	
83-32-9	Acenaphthene	ND	1000	500	ug/kg	
208-96-8	Acenaphthylene	ND	500	200	ug/kg	
62-53-3	Aniline	ND	500	140	ug/kg	
120-12-7	Anthracene	ND	500	100	ug/kg	
103-33-3	Azobenzene	ND	500	170	ug/kg	
92-87-5	Benzidine	ND	2500	730	ug/kg	
56-55-3	Benzo(a)anthracene	ND	500	70	ug/kg	
50-32-8	Benzo(a)pyrene	ND	500	90	ug/kg	
205-99-2	Benzo(b)fluoranthene	ND	500	60	ug/kg	
191-24-2	Benzo(g,h,i)perylene	ND	500	150	ug/kg	
207-08-9	Benzo(k)fluoranthene	ND	500	120	ug/kg	
101-55-3	4-Bromophenyl phenyl ether	ND	500	150	ug/kg	
85-68-7	Butyl benzyl phthalate	ND	500	110	ug/kg	
100-51-6	Benzyl Alcohol	ND	1000	160	ug/kg	
91-58-7	2-Chloronaphthalene	ND	500	180	ug/kg	
106-47-8	4-Chloroaniline	ND	500	140	ug/kg	
86-74-8	Carbazole	ND	500	80	ug/kg	

ND = Not detected MDL - Method Detection Limit

RL = Reporting Limit

E = Indicates value exceeds calibration range

J = Indicates an estimated value

B = Indicates analyte found in associated method blank

N = Indicates presumptive evidence of a compound

## Report of Analysis

<b>Client Sample ID:</b>	OP3,4-1.0	<b>Date Sampled:</b>	07/13/11
<b>Lab Sample ID:</b>	C16985-22A	<b>Date Received:</b>	07/14/11
<b>Matrix:</b>	SO - Soil	<b>Percent Solids:</b>	n/a <sup>a</sup>
<b>Method:</b>	SW846 8270C SW846 3550B		
<b>Project:</b>	Romic Soil Investigation(Romic EPA) - 2081 Bay Road,East Palo Alto,CA		

## ABN Full List

CAS No.	Compound	Result	RL	MDL	Units	Q
218-01-9	Chrysene	ND	500	100	ug/kg	
111-91-1	bis(2-Chloroethoxy)methane	ND	500	180	ug/kg	
111-44-4	bis(2-Chloroethyl)ether	ND	500	230	ug/kg	
108-60-1	bis(2-Chloroisopropyl)ether	ND	500	270	ug/kg	
7005-72-3	4-Chlorophenyl phenyl ether	ND	500	190	ug/kg	
95-50-1	1,2-Dichlorobenzene	ND	500	160	ug/kg	
541-73-1	1,3-Dichlorobenzene	ND	500	150	ug/kg	
106-46-7	1,4-Dichlorobenzene	ND	500	420	ug/kg	
121-14-2	2,4-Dinitrotoluene	ND	500	460	ug/kg	
606-20-2	2,6-Dinitrotoluene	ND	1000	320	ug/kg	
91-94-1	3,3'-Dichlorobenzidine	ND	2500	140	ug/kg	
53-70-3	Dibenzo(a,h)anthracene	ND	500	130	ug/kg	
132-64-9	Dibenzofuran	ND	500	160	ug/kg	
122-39-4	Diphenylamine	ND	500	120	ug/kg	
84-74-2	Di-n-butyl phthalate	ND	500	100	ug/kg	
117-84-0	Di-n-octyl phthalate	ND	500	130	ug/kg	
84-66-2	Diethyl phthalate	ND	500	170	ug/kg	
131-11-3	Dimethyl phthalate	ND	500	180	ug/kg	
117-81-7	bis(2-Ethylhexyl)phthalate	ND	500	220	ug/kg	
206-44-0	Fluoranthene	ND	500	100	ug/kg	
86-73-7	Fluorene	ND	500	180	ug/kg	
118-74-1	Hexachlorobenzene	ND	500	130	ug/kg	
87-68-3	Hexachlorobutadiene	ND	500	190	ug/kg	
77-47-4	Hexachlorocyclopentadiene	ND	500	140	ug/kg	
67-72-1	Hexachloroethane	ND	500	160	ug/kg	
193-39-5	Indeno(1,2,3-cd)pyrene	ND	500	140	ug/kg	
78-59-1	Isophorone	ND	500	170	ug/kg	
90-12-0	1-Methylnaphthalene	ND	500	160	ug/kg	
91-57-6	2-Methylnaphthalene	ND	500	160	ug/kg	
88-74-4	2-Nitroaniline	ND	500	120	ug/kg	
99-09-2	3-Nitroaniline	ND	500	120	ug/kg	
100-01-6	4-Nitroaniline	ND	500	300	ug/kg	
91-20-3	Naphthalene	ND	500	170	ug/kg	
98-95-3	Nitrobenzene	ND	500	160	ug/kg	
62-75-9	N-Nitrosodimethylamine	ND	5000	2200	ug/kg	
621-64-7	N-Nitroso-di-n-propylamine	ND	1000	550	ug/kg	
85-01-8	Phenanthrene	ND	500	110	ug/kg	
129-00-0	Pyrene	ND	1000	680	ug/kg	
110-86-1	Pyridine	ND	2000	220	ug/kg	
120-82-1	1,2,4-Trichlorobenzene	ND	500	340	ug/kg	

ND = Not detected MDL - Method Detection Limit

RL = Reporting Limit

E = Indicates value exceeds calibration range

J = Indicates an estimated value

B = Indicates analyte found in associated method blank

N = Indicates presumptive evidence of a compound

## Report of Analysis

<b>Client Sample ID:</b>	OP3,4-1.0	
<b>Lab Sample ID:</b>	C16985-22A	<b>Date Sampled:</b> 07/13/11
<b>Matrix:</b>	SO - Soil	<b>Date Received:</b> 07/14/11
<b>Method:</b>	SW846 8270C SW846 3550B	<b>Percent Solids:</b> n/a <sup>a</sup>
<b>Project:</b>	Romic Soil Investigation(Romic EPA) - 2081 Bay Road, East Palo Alto, CA	

### ABN Full List

CAS No.	Surrogate Recoveries	Run# 1	Run# 2	Limits
367-12-4	2-Fluorophenol	60%		20-100%
4165-62-2	Phenol-d5	62%		20-100%
118-79-6	2,4,6-Tribromophenol	66%		30-100%
4165-60-0	Nitrobenzene-d5	62%		20-100%
321-60-8	2-Fluorobiphenyl	63%		20-106%
1718-51-0	Terphenyl-d14	89%		55-130%

(a) All results reported on wet weight basis.

ND = Not detected      MDL - Method Detection Limit  
 RL = Reporting Limit  
 E = Indicates value exceeds calibration range

J = Indicates an estimated value  
 B = Indicates analyte found in associated method blank  
 N = Indicates presumptive evidence of a compound

## Report of Analysis

<b>Client Sample ID:</b> OP3,4-1.0	<b>Date Sampled:</b> 07/13/11
<b>Lab Sample ID:</b> C16985-22A	<b>Date Received:</b> 07/14/11
<b>Matrix:</b> SO - Soil	<b>Percent Solids:</b> n/a <sup>a</sup>
<b>Method:</b> SW846 8015B	
<b>Project:</b> Romic Soil Investigation(Romic EPA) - 2081 Bay Road, East Palo Alto, CA	

Run #	File ID	DF	Analyzed	By	Prep Date	Prep Batch	Analytical Batch
Run #1	JK21244.D	1	07/25/11	TT	n/a	n/a	GJK879
Run #2							

Run #	Initial Weight
Run #1	5.35 g
Run #2	

**TPH Volatiles**

CAS No.	Compound	Result	RL	MDL	Units	Q
	TPH-GRO (C6-C10)	ND	0.093	0.047	mg/kg	
CAS No.	Surrogate Recoveries	Run# 1	Run# 2	Limits		
98-08-8	aaa-Trifluorotoluene	91%		60-157%		

(a) All results reported on wet weight basis.

ND = Not detected      MDL - Method Detection Limit  
 RL = Reporting Limit  
 E = Indicates value exceeds calibration range

J = Indicates an estimated value  
 B = Indicates analyte found in associated method blank  
 N = Indicates presumptive evidence of a compound

### Report of Analysis

<b>Client Sample ID:</b> OP3,4-1.0	<b>Date Sampled:</b> 07/13/11
<b>Lab Sample ID:</b> C16985-22A	<b>Date Received:</b> 07/14/11
<b>Matrix:</b> SO - Soil	<b>Percent Solids:</b> n/a <sup>a</sup>
<b>Method:</b> SW846 8081A SW846 3545A	
<b>Project:</b> Romic Soil Investigation(Romic EPA) - 2081 Bay Road, East Palo Alto, CA	

Run #1	File ID	DF	Analyzed	By	Prep Date	Prep Batch	Analytical Batch
Run #1	OO22801.D	1	07/27/11	RV	07/22/11	OP4280	G00729
Run #2							

Run #1	Initial Weight	Final Volume
Run #1	10.3 g	10.0 ml
Run #2		

**Pesticide PPL List**

CAS No.	Compound	Result	RL	MDL	Units	Q
309-00-2	Aldrin	ND	24	9.7	ug/kg	
319-84-6	alpha-BHC	ND	24	11	ug/kg	
319-85-7	beta-BHC	ND	24	3.4	ug/kg	
319-86-8	delta-BHC	ND	24	3.4	ug/kg	
58-89-9	gamma-BHC (Lindane)	ND	24	7.3	ug/kg	
12789-03-6	Chlordane	ND	97	97	ug/kg	
60-57-1	Dieldrin	ND	24	2.9	ug/kg	
72-54-8	4,4' -DDD	ND	24	3.4	ug/kg	
72-55-9	4,4' -DDE	ND	24	2.9	ug/kg	
50-29-3	4,4' -DDT	ND	24	2.9	ug/kg	
72-20-8	Endrin	ND	24	2.9	ug/kg	
7421-93-4	Endrin aldehyde	ND	24	5.8	ug/kg	
959-98-8	Endosulfan-I	ND	24	3.4	ug/kg	
33213-65-9	Endosulfan-II	ND	24	3.4	ug/kg	
1031-07-8	Endosulfan sulfate	ND	24	7.8	ug/kg	
76-44-8	Heptachlor	ND	24	5.8	ug/kg	
1024-57-3	Heptachlor epoxide	ND	24	3.9	ug/kg	
72-43-5	Methoxychlor	ND	24	3.4	ug/kg	
8001-35-2	Toxaphene	ND	97	97	ug/kg	

CAS No.	Surrogate Recoveries	Run# 1	Run# 2	Limits
877-09-8	Tetrachloro-m-xylene	65%		35-132%
877-09-8	Tetrachloro-m-xylene	66%		35-132%
2051-24-3	Decachlorobiphenyl	79%		35-132%
2051-24-3	Decachlorobiphenyl	91%		35-132%

(a) All results reported on wet weight basis.

ND = Not detected      MDL - Method Detection Limit      J = Indicates an estimated value  
 RL = Reporting Limit      B = Indicates analyte found in associated method blank  
 E = Indicates value exceeds calibration range      N = Indicates presumptive evidence of a compound

## Report of Analysis

<b>Client Sample ID:</b>	OP3,4-1.0	<b>Date Sampled:</b>	07/13/11
<b>Lab Sample ID:</b>	C16985-22A	<b>Date Received:</b>	07/14/11
<b>Matrix:</b>	SO - Soil	<b>Percent Solids:</b>	n/a <sup>a</sup>
<b>Method:</b>	SW846 8082 SW846 3545A	<b>Project:</b> Romc Soil Investigation(Romc EPA) - 2081 Bay Road,East Palo Alto,CA	

Run #1	File ID	DF	Analyzed	By	Prep Date	Prep Batch	Analytical Batch
Run #1	PP20323.D	1	07/22/11	RV	07/22/11	OP4281	GPP689
Run #2							

Run #1	Initial Weight	Final Volume
Run #1	10.3 g	10.0 ml
Run #2		

### PCB List

CAS No.	Compound	Result	RL	MDL	Units	Q
12674-11-2	Aroclor 1016	ND	97	17	ug/kg	
11104-28-2	Aroclor 1221	ND	97	49	ug/kg	
11141-16-5	Aroclor 1232	ND	97	49	ug/kg	
53469-21-9	Aroclor 1242	ND	97	49	ug/kg	
12672-29-6	Aroclor 1248	ND	97	49	ug/kg	
11097-69-1	Aroclor 1254	ND	97	49	ug/kg	
11096-82-5	Aroclor 1260	ND	97	19	ug/kg	

CAS No.	Surrogate Recoveries	Run# 1	Run# 2	Limits
877-09-8	Tetrachloro-m-xylene	65%		45-108%
877-09-8	Tetrachloro-m-xylene	65%		45-108%
2051-24-3	Decachlorobiphenyl	82%		54-121%
2051-24-3	Decachlorobiphenyl	71%		54-121%

(a) All results reported on wet weight basis.

ND = Not detected      MDL - Method Detection Limit  
 RL = Reporting Limit  
 E = Indicates value exceeds calibration range

J = Indicates an estimated value  
 B = Indicates analyte found in associated method blank  
 N = Indicates presumptive evidence of a compound

## Report of Analysis

<b>Client Sample ID:</b> OP3,4-1.0		<b>Date Sampled:</b> 07/13/11
<b>Lab Sample ID:</b> C16985-22A		<b>Date Received:</b> 07/14/11
<b>Matrix:</b> SO - Soil		<b>Percent Solids:</b> n/a <sup>a</sup>
<b>Method:</b> SW846 8015B M SW846 3545A		
<b>Project:</b> Romic Soil Investigation(Romic EPA) - 2081 Bay Road, East Palo Alto, CA		

Run #	File ID	DF	Analyzed	By	Prep Date	Prep Batch	Analytical Batch
Run #1	HH15386.D	1	07/23/11	JH	07/21/11	OP4277	GHH527
Run #2							

Run #	Initial Weight	Final Volume
Run #1	10.1 g	1.0 ml
Run #2		

**TPH Extractable w/ Silica Gel Cleanup**

CAS No.	Compound	Result	RL	MDL	Units	Q
	TPH (C10-C28)	ND	9.9	5.0	mg/kg	
	TPH (> C28-C40)	ND	20	9.9	mg/kg	

CAS No.	Surrogate Recoveries	Run# 1	Run# 2	Limits
630-01-3	Hexacosane	71%		45-140%

(a) All results reported on wet weight basis.

ND = Not detected      MDL - Method Detection Limit  
 RL = Reporting Limit

J = Indicates an estimated value  
 B = Indicates analyte found in associated method blank  
 N = Indicates presumptive evidence of a compound



## Report of Analysis

<b>Client Sample ID:</b>	OP3,4-1.0	<b>Date Sampled:</b>	07/13/11
<b>Lab Sample ID:</b>	C16985-22A	<b>Date Received:</b>	07/14/11
<b>Matrix:</b>	SO - Soil	<b>Percent Solids:</b>	n/a <sup>a</sup>
<b>Project:</b>	Romic Soil Investigation(Romic EPA) - 2081 Bay Road,East Palo Alto,CA		

## Metals Analysis

Analyte	Result	RL	Units	DF	Prep	Analyzed By	Method	Prep Method
Antimony	< 1.9	1.9	mg/kg	1	07/22/11	07/27/11	DQ SW846 6010B <sup>2</sup>	SW846 3050B <sup>4</sup>
Arsenic	< 1.9	1.9	mg/kg	1	07/22/11	07/27/11	DQ SW846 6010B <sup>2</sup>	SW846 3050B <sup>4</sup>
Barium	50.2	19	mg/kg	1	07/22/11	07/27/11	DQ SW846 6010B <sup>2</sup>	SW846 3050B <sup>4</sup>
Beryllium	< 0.96	0.96	mg/kg	1	07/22/11	07/27/11	DQ SW846 6010B <sup>2</sup>	SW846 3050B <sup>4</sup>
Cadmium	< 0.96	0.96	mg/kg	1	07/22/11	07/27/11	DQ SW846 6010B <sup>2</sup>	SW846 3050B <sup>4</sup>
Chromium	94.5	0.96	mg/kg	1	07/22/11	07/27/11	DQ SW846 6010B <sup>2</sup>	SW846 3050B <sup>4</sup>
Cobalt	23.5	0.96	mg/kg	1	07/22/11	07/27/11	DQ SW846 6010B <sup>2</sup>	SW846 3050B <sup>4</sup>
Copper	68.9	2.4	mg/kg	1	07/22/11	07/27/11	DQ SW846 6010B <sup>2</sup>	SW846 3050B <sup>4</sup>
Lead	< 1.9	1.9	mg/kg	1	07/22/11	07/27/11	DQ SW846 6010B <sup>2</sup>	SW846 3050B <sup>4</sup>
Mercury	< 0.036	0.036	mg/kg	1	07/25/11	07/25/11	PH SW846 7471A <sup>1</sup>	SW846 7471A <sup>5</sup>
Molybdenum	< 1.9	1.9	mg/kg	1	07/22/11	07/27/11	DQ SW846 6010B <sup>3</sup>	SW846 3050B <sup>4</sup>
Nickel	47.5	0.96	mg/kg	1	07/22/11	07/27/11	DQ SW846 6010B <sup>2</sup>	SW846 3050B <sup>4</sup>
Selenium	< 1.9	1.9	mg/kg	1	07/22/11	07/27/11	DQ SW846 6010B <sup>2</sup>	SW846 3050B <sup>4</sup>
Silver	< 0.96	0.96	mg/kg	1	07/22/11	07/27/11	DQ SW846 6010B <sup>2</sup>	SW846 3050B <sup>4</sup>
Thallium	< 1.9	1.9	mg/kg	1	07/22/11	07/27/11	DQ SW846 6010B <sup>2</sup>	SW846 3050B <sup>4</sup>
Vanadium	82.7	0.96	mg/kg	1	07/22/11	07/27/11	DQ SW846 6010B <sup>2</sup>	SW846 3050B <sup>4</sup>
Zinc	57.7	1.9	mg/kg	1	07/22/11	07/27/11	DQ SW846 6010B <sup>2</sup>	SW846 3050B <sup>4</sup>

- (1) Instrument QC Batch: MA2004  
(2) Instrument QC Batch: MA2008  
(3) Instrument QC Batch: MA2011  
(4) Prep QC Batch: MP3750  
(5) Prep QC Batch: MP3761

(a) All results reported on wet weight basis.

RL = Reporting Limit

## Report of Analysis

<b>Client Sample ID:</b>	OP3,4-3.5	<b>Date Sampled:</b>	07/13/11
<b>Lab Sample ID:</b>	C16985-23	<b>Date Received:</b>	07/14/11
<b>Matrix:</b>	SO - Soil	<b>Percent Solids:</b>	n/a <sup>a</sup>
<b>Method:</b>	SW846 8260B	<b>Project:</b> Romic Soil Investigation(Romic EPA) - 2081 Bay Road, East Palo Alto, CA	

Run #	File ID	DF	Analyzed	By	Prep Date	Prep Batch	Analytical Batch
Run #1	M25953.D	1	07/26/11	TN	n/a	n/a	VM827
Run #2							

Run #	Initial Weight
Run #1	5.83 g
Run #2	

## VOA 8260 List

CAS No.	Compound	Result	RL	MDL	Units	Q
67-64-1	Acetone	67.7	86	17	ug/kg	J
71-43-2	Benzene	ND	4.3	1.3	ug/kg	
108-86-1	Bromobenzene	ND	4.3	1.3	ug/kg	
74-97-5	Bromochloromethane	ND	4.3	1.3	ug/kg	
75-27-4	Bromodichloromethane	ND	4.3	0.86	ug/kg	
75-25-2	Bromoform	ND	4.3	0.86	ug/kg	
104-51-8	n-Butylbenzene	ND	4.3	1.3	ug/kg	
135-98-8	sec-Butylbenzene	ND	4.3	1.3	ug/kg	
98-06-6	tert-Butylbenzene	ND	4.3	1.3	ug/kg	
108-90-7	Chlorobenzene	8.6	4.3	1.3	ug/kg	
75-00-3	Chloroethane	ND	4.3	1.3	ug/kg	
67-66-3	Chloroform	ND	4.3	1.3	ug/kg	
95-49-8	o-Chlorotoluene	ND	4.3	1.3	ug/kg	
106-43-4	p-Chlorotoluene	ND	4.3	1.3	ug/kg	
56-23-5	Carbon tetrachloride	ND	4.3	0.86	ug/kg	
75-34-3	1,1-Dichloroethane	ND	4.3	0.86	ug/kg	
75-35-4	1,1-Dichloroethylene	ND	4.3	1.3	ug/kg	
563-58-6	1,1-Dichloropropene	ND	4.3	1.3	ug/kg	
96-12-8	1,2-Dibromo-3-chloropropane	ND	4.3	0.86	ug/kg	
106-93-4	1,2-Dibromoethane	ND	4.3	0.86	ug/kg	
107-06-2	1,2-Dichloroethane	ND	4.3	1.3	ug/kg	
78-87-5	1,2-Dichloropropane	ND	4.3	1.3	ug/kg	
142-28-9	1,3-Dichloropropane	ND	4.3	1.3	ug/kg	
108-20-3	Di-Isopropyl ether	ND	4.3	1.3	ug/kg	
594-20-7	2,2-Dichloropropane	ND	4.3	1.3	ug/kg	
124-48-1	Dibromochloromethane	ND	4.3	0.86	ug/kg	
75-71-8	Dichlorodifluoromethane	ND	4.3	0.86	ug/kg	
156-59-2	cis-1,2-Dichloroethylene	ND	4.3	1.3	ug/kg	
10061-01-5	cis-1,3-Dichloropropene	ND	4.3	1.3	ug/kg	
541-73-1	m-Dichlorobenzene	ND	4.3	1.3	ug/kg	
95-50-1	o-Dichlorobenzene	ND	4.3	1.3	ug/kg	
106-46-7	p-Dichlorobenzene	ND	4.3	1.3	ug/kg	

ND = Not detected MDL - Method Detection Limit

RL = Reporting Limit

E = Indicates value exceeds calibration range

J = Indicates an estimated value

B = Indicates analyte found in associated method blank

N = Indicates presumptive evidence of a compound

## Report of Analysis

<b>Client Sample ID:</b>	OP3,4-3.5	<b>Date Sampled:</b>	07/13/11
<b>Lab Sample ID:</b>	C16985-23	<b>Date Received:</b>	07/14/11
<b>Matrix:</b>	SO - Soil	<b>Percent Solids:</b>	n/a <sup>a</sup>
<b>Method:</b>	SW846 8260B		
<b>Project:</b>	Romic Soil Investigation(Romic EPA) - 2081 Bay Road,East Palo Alto,CA		

## VOA 8260 List

CAS No.	Compound	Result	RL	MDL	Units	Q
156-60-5	trans-1,2-Dichloroethylene	ND	4.3	1.3	ug/kg	
10061-02-6	trans-1,3-Dichloropropene	ND	4.3	1.3	ug/kg	
100-41-4	Ethylbenzene	ND	4.3	1.3	ug/kg	
637-92-3	Ethyl tert-Butyl Ether	ND	4.3	1.3	ug/kg	
591-78-6	2-Hexanone	ND	34	4.3	ug/kg	
87-68-3	Hexachlorobutadiene	ND	4.3	0.86	ug/kg	
98-82-8	Isopropylbenzene	ND	4.3	1.3	ug/kg	
99-87-6	p-Isopropyltoluene	ND	4.3	1.3	ug/kg	
108-10-1	4-Methyl-2-pentanone	ND	34	13	ug/kg	
74-83-9	Methyl bromide	ND	4.3	2.1	ug/kg	
74-87-3	Methyl chloride	ND	4.3	1.3	ug/kg	
74-95-3	Methylene bromide	ND	4.3	2.1	ug/kg	
75-09-2	Methylene chloride	ND	21	14	ug/kg	
78-93-3	Methyl ethyl ketone	13.2	34	10	ug/kg	J
1634-04-4	Methyl Tert Butyl Ether	ND	4.3	0.86	ug/kg	
91-20-3	Naphthalene	ND	4.3	1.3	ug/kg	
103-65-1	n-Propylbenzene	ND	4.3	1.3	ug/kg	
100-42-5	Styrene	ND	4.3	0.86	ug/kg	
994-05-8	Tert-Amyl Methyl Ether	ND	4.3	1.0	ug/kg	
75-65-0	Tert Butyl Alcohol	ND	34	8.6	ug/kg	
630-20-6	1,1,1,2-Tetrachloroethane	ND	4.3	0.86	ug/kg	
71-55-6	1,1,1-Trichloroethane	ND	4.3	1.3	ug/kg	
79-34-5	1,1,2,2-Tetrachloroethane	ND	4.3	0.86	ug/kg	
79-00-5	1,1,2-Trichloroethane	ND	4.3	0.86	ug/kg	
87-61-6	1,2,3-Trichlorobenzene	ND	4.3	1.3	ug/kg	
96-18-4	1,2,3-Trichloropropane	ND	4.3	1.3	ug/kg	
120-82-1	1,2,4-Trichlorobenzene	ND	4.3	1.3	ug/kg	
95-63-6	1,2,4-Trimethylbenzene	ND	4.3	1.3	ug/kg	
108-67-8	1,3,5-Trimethylbenzene	ND	4.3	1.3	ug/kg	
127-18-4	Tetrachloroethylene	ND	4.3	3.0	ug/kg	
108-88-3	Toluene	ND	4.3	1.3	ug/kg	
79-01-6	Trichloroethylene	ND	4.3	0.86	ug/kg	
75-69-4	Trichlorofluoromethane <sup>b</sup>	ND	4.3	1.0	ug/kg	
75-01-4	Vinyl chloride	ND	4.3	2.1	ug/kg	
1330-20-7	Xylene (total)	ND	8.6	3.4	ug/kg	

CAS No.	Surrogate Recoveries	Run# 1	Run# 2	Limits
1868-53-7	Dibromofluoromethane	112%		60-130%
2037-26-5	Toluene-D8	97%		60-130%

ND = Not detected MDL - Method Detection Limit

RL = Reporting Limit

E = Indicates value exceeds calibration range

J = Indicates an estimated value

B = Indicates analyte found in associated method blank

N = Indicates presumptive evidence of a compound

## Report of Analysis

<b>Client Sample ID:</b>	OP3,4-3.5		
<b>Lab Sample ID:</b>	C16985-23	<b>Date Sampled:</b>	07/13/11
<b>Matrix:</b>	SO - Soil	<b>Date Received:</b>	07/14/11
<b>Method:</b>	SW846 8260B	<b>Percent Solids:</b>	n/a <sup>a</sup>
<b>Project:</b>	Romic Soil Investigation(Romic EPA) - 2081 Bay Road,East Palo Alto,CA		

### VOA 8260 List

CAS No.	Surrogate Recoveries	Run# 1	Run# 2	Limits
460-00-4	4-Bromofluorobenzene	100%		60-130%

- (a) All results reported on wet weight basis.
- (b) CCV outside of control limits (biased high); not detected in sample.

ND = Not detected      MDL - Method Detection Limit  
 RL = Reporting Limit  
 E = Indicates value exceeds calibration range

J = Indicates an estimated value  
 B = Indicates analyte found in associated method blank  
 N = Indicates presumptive evidence of a compound

## Report of Analysis

<b>Client Sample ID:</b> OP3,4-3.5		<b>Date Sampled:</b> 07/13/11
<b>Lab Sample ID:</b> C16985-23		<b>Date Received:</b> 07/14/11
<b>Matrix:</b> SO - Soil		<b>Percent Solids:</b> n/a <sup>a</sup>
<b>Method:</b> SW846 8015B		
<b>Project:</b> Romic Soil Investigation(Romic EPA) - 2081 Bay Road, East Palo Alto, CA		

Run #	File ID	DF	Analyzed	By	Prep Date	Prep Batch	Analytical Batch
Run #1	JK21245.D	1	07/25/11	TT	n/a	n/a	GJK879
Run #2							

Run #	Initial Weight
Run #1	5.16 g
Run #2	

**TPH Volatiles**

CAS No.	Compound	Result	RL	MDL	Units	Q
	TPH-GRO (C6-C10)	ND	0.097	0.048	mg/kg	
CAS No.	Surrogate Recoveries	Run# 1	Run# 2	Limits		
98-08-8	aaa-Trifluorotoluene	90%		60-157%		

(a) All results reported on wet weight basis.

ND = Not detected      MDL - Method Detection Limit  
 RL = Reporting Limit  
 E = Indicates value exceeds calibration range

J = Indicates an estimated value  
 B = Indicates analyte found in associated method blank  
 N = Indicates presumptive evidence of a compound

## Report of Analysis

<b>Client Sample ID:</b> OP3,4-3.5		<b>Date Sampled:</b> 07/13/11
<b>Lab Sample ID:</b> C16985-23		<b>Date Received:</b> 07/14/11
<b>Matrix:</b> SO - Soil		<b>Percent Solids:</b> n/a <sup>a</sup>
<b>Method:</b> SW846 8015B M SW846 3545A		
<b>Project:</b> Romic Soil Investigation(Romic EPA) - 2081 Bay Road, East Palo Alto, CA		

Run #	File ID	DF	Analyzed	By	Prep Date	Prep Batch	Analytical Batch
Run #1	HH15281.D	1	07/20/11	JH	07/19/11	OP4261	GHH525
Run #2							

Run #	Initial Weight	Final Volume
Run #1	10.2 g	1.0 ml
Run #2		

### TPH Extractable w/ Silica Gel Cleanup

CAS No.	Compound	Result	RL	MDL	Units	Q
	TPH (C10-C28)	10.4	9.8	4.9	mg/kg	
	TPH (> C28-C40)	26.6	20	9.8	mg/kg	

CAS No.	Surrogate Recoveries	Run# 1	Run# 2	Limits
630-01-3	Hexacosane	71%		45-140%

(a) All results reported on wet weight basis.

ND = Not detected      MDL - Method Detection Limit  
 RL = Reporting Limit  
 E = Indicates value exceeds calibration range

J = Indicates an estimated value  
 B = Indicates analyte found in associated method blank  
 N = Indicates presumptive evidence of a compound

## Report of Analysis

<b>Client Sample ID:</b>	OP3,4-3.5	<b>Date Sampled:</b>	07/13/11
<b>Lab Sample ID:</b>	C16985-23	<b>Date Received:</b>	07/14/11
<b>Matrix:</b>	SO - Soil	<b>Percent Solids:</b>	n/a <sup>a</sup>
<b>Project:</b>	Romic Soil Investigation(Romic EPA) - 2081 Bay Road,East Palo Alto,CA		

### Metals Analysis

Analyte	Result	RL	Units	DF	Prep	Analyzed By	Method	Prep Method
Cadmium	1.9	0.94	mg/kg	1	07/16/11	07/19/11 RS	SW846 6010B <sup>1</sup>	SW846 3050B <sup>2</sup>
Chromium	37.1	0.94	mg/kg	1	07/16/11	07/19/11 RS	SW846 6010B <sup>1</sup>	SW846 3050B <sup>2</sup>
Lead	41.4	1.9	mg/kg	1	07/16/11	07/19/11 RS	SW846 6010B <sup>1</sup>	SW846 3050B <sup>2</sup>

(1) Instrument QC Batch: MA1991

(2) Prep QC Batch: MP3717

(a) All results reported on wet weight basis.

RL = Reporting Limit

## Report of Analysis

<b>Client Sample ID:</b>	OP3,4-6.5	<b>Date Sampled:</b>	07/13/11
<b>Lab Sample ID:</b>	C16985-24	<b>Date Received:</b>	07/14/11
<b>Matrix:</b>	SO - Soil	<b>Percent Solids:</b>	n/a <sup>a</sup>
<b>Method:</b>	SW846 8260B	<b>Project:</b> Romic Soil Investigation(Romic EPA) - 2081 Bay Road,East Palo Alto,CA	

Run #	File ID	DF	Analyzed	By	Prep Date	Prep Batch	Analytical Batch
Run #1	M25954.D	1	07/26/11	TN	n/a	n/a	VM827
Run #2							

Run #	Initial Weight
Run #1	6.67 g
Run #2	

## VOA 8260 List

CAS No.	Compound	Result	RL	MDL	Units	Q
67-64-1	Acetone	59.7	75	15	ug/kg	J
71-43-2	Benzene	ND	3.7	1.1	ug/kg	
108-86-1	Bromobenzene	ND	3.7	1.1	ug/kg	
74-97-5	Bromochloromethane	ND	3.7	1.1	ug/kg	
75-27-4	Bromodichloromethane	ND	3.7	0.75	ug/kg	
75-25-2	Bromoform	ND	3.7	0.75	ug/kg	
104-51-8	n-Butylbenzene	ND	3.7	1.1	ug/kg	
135-98-8	sec-Butylbenzene	ND	3.7	1.1	ug/kg	
98-06-6	tert-Butylbenzene	ND	3.7	1.1	ug/kg	
108-90-7	Chlorobenzene	ND	3.7	1.1	ug/kg	
75-00-3	Chloroethane	ND	3.7	1.1	ug/kg	
67-66-3	Chloroform	ND	3.7	1.1	ug/kg	
95-49-8	o-Chlorotoluene	ND	3.7	1.1	ug/kg	
106-43-4	p-Chlorotoluene	ND	3.7	1.1	ug/kg	
56-23-5	Carbon tetrachloride	ND	3.7	0.75	ug/kg	
75-34-3	1,1-Dichloroethane	ND	3.7	0.75	ug/kg	
75-35-4	1,1-Dichloroethylene	ND	3.7	1.1	ug/kg	
563-58-6	1,1-Dichloropropene	ND	3.7	1.1	ug/kg	
96-12-8	1,2-Dibromo-3-chloropropane	ND	3.7	0.75	ug/kg	
106-93-4	1,2-Dibromoethane	ND	3.7	0.75	ug/kg	
107-06-2	1,2-Dichloroethane	ND	3.7	1.1	ug/kg	
78-87-5	1,2-Dichloropropane	ND	3.7	1.1	ug/kg	
142-28-9	1,3-Dichloropropane	ND	3.7	1.1	ug/kg	
108-20-3	Di-Isopropyl ether	ND	3.7	1.1	ug/kg	
594-20-7	2,2-Dichloropropane	ND	3.7	1.1	ug/kg	
124-48-1	Dibromochloromethane	ND	3.7	0.75	ug/kg	
75-71-8	Dichlorodifluoromethane	ND	3.7	0.75	ug/kg	
156-59-2	cis-1,2-Dichloroethylene	ND	3.7	1.1	ug/kg	
10061-01-5	cis-1,3-Dichloropropene	ND	3.7	1.1	ug/kg	
541-73-1	m-Dichlorobenzene	ND	3.7	1.1	ug/kg	
95-50-1	o-Dichlorobenzene	ND	3.7	1.1	ug/kg	
106-46-7	p-Dichlorobenzene	ND	3.7	1.1	ug/kg	

ND = Not detected MDL - Method Detection Limit

RL = Reporting Limit

E = Indicates value exceeds calibration range

J = Indicates an estimated value

B = Indicates analyte found in associated method blank

N = Indicates presumptive evidence of a compound



## Report of Analysis

<b>Client Sample ID:</b>	OP3,4-6.5	<b>Date Sampled:</b>	07/13/11
<b>Lab Sample ID:</b>	C16985-24	<b>Date Received:</b>	07/14/11
<b>Matrix:</b>	SO - Soil	<b>Percent Solids:</b>	n/a <sup>a</sup>
<b>Method:</b>	SW846 8260B		
<b>Project:</b>	Romic Soil Investigation(Romic EPA) - 2081 Bay Road,East Palo Alto,CA		

## VOA 8260 List

CAS No.	Compound	Result	RL	MDL	Units	Q
156-60-5	trans-1,2-Dichloroethylene	ND	3.7	1.1	ug/kg	
10061-02-6	trans-1,3-Dichloropropene	ND	3.7	1.1	ug/kg	
100-41-4	Ethylbenzene	ND	3.7	1.1	ug/kg	
637-92-3	Ethyl tert-Butyl Ether	ND	3.7	1.1	ug/kg	
591-78-6	2-Hexanone	ND	30	3.7	ug/kg	
87-68-3	Hexachlorobutadiene	ND	3.7	0.75	ug/kg	
98-82-8	Isopropylbenzene	ND	3.7	1.1	ug/kg	
99-87-6	p-Isopropyltoluene	ND	3.7	1.1	ug/kg	
108-10-1	4-Methyl-2-pentanone	ND	30	11	ug/kg	
74-83-9	Methyl bromide	ND	3.7	1.9	ug/kg	
74-87-3	Methyl chloride	ND	3.7	1.1	ug/kg	
74-95-3	Methylene bromide	ND	3.7	1.9	ug/kg	
75-09-2	Methylene chloride	ND	19	12	ug/kg	
78-93-3	Methyl ethyl ketone	11.5	30	9.0	ug/kg	J
1634-04-4	Methyl Tert Butyl Ether	ND	3.7	0.75	ug/kg	
91-20-3	Naphthalene	ND	3.7	1.1	ug/kg	
103-65-1	n-Propylbenzene	ND	3.7	1.1	ug/kg	
100-42-5	Styrene	ND	3.7	0.75	ug/kg	
994-05-8	Tert-Amyl Methyl Ether	ND	3.7	0.90	ug/kg	
75-65-0	Tert Butyl Alcohol	ND	30	7.5	ug/kg	
630-20-6	1,1,1,2-Tetrachloroethane	ND	3.7	0.75	ug/kg	
71-55-6	1,1,1-Trichloroethane	ND	3.7	1.1	ug/kg	
79-34-5	1,1,2,2-Tetrachloroethane	ND	3.7	0.75	ug/kg	
79-00-5	1,1,2-Trichloroethane	ND	3.7	0.75	ug/kg	
87-61-6	1,2,3-Trichlorobenzene	ND	3.7	1.1	ug/kg	
96-18-4	1,2,3-Trichloropropane	ND	3.7	1.1	ug/kg	
120-82-1	1,2,4-Trichlorobenzene	ND	3.7	1.1	ug/kg	
95-63-6	1,2,4-Trimethylbenzene	ND	3.7	1.1	ug/kg	
108-67-8	1,3,5-Trimethylbenzene	ND	3.7	1.1	ug/kg	
127-18-4	Tetrachloroethylene	ND	3.7	2.6	ug/kg	
108-88-3	Toluene	ND	3.7	1.1	ug/kg	
79-01-6	Trichloroethylene	ND	3.7	0.75	ug/kg	
75-69-4	Trichlorofluoromethane <sup>b</sup>	ND	3.7	0.90	ug/kg	
75-01-4	Vinyl chloride	ND	3.7	1.9	ug/kg	
1330-20-7	Xylene (total)	ND	7.5	3.0	ug/kg	

CAS No.	Surrogate Recoveries	Run# 1	Run# 2	Limits
1868-53-7	Dibromofluoromethane	113%		60-130%
2037-26-5	Toluene-D8	97%		60-130%

ND = Not detected MDL - Method Detection Limit

RL = Reporting Limit

E = Indicates value exceeds calibration range

J = Indicates an estimated value

B = Indicates analyte found in associated method blank

N = Indicates presumptive evidence of a compound

## Report of Analysis

<b>Client Sample ID:</b>	OP3,4-6.5	<b>Date Sampled:</b>	07/13/11
<b>Lab Sample ID:</b>	C16985-24	<b>Date Received:</b>	07/14/11
<b>Matrix:</b>	SO - Soil	<b>Percent Solids:</b>	n/a <sup>a</sup>
<b>Method:</b>	SW846 8260B	<b>Project:</b> Romic Soil Investigation(Romic EPA) - 2081 Bay Road,East Palo Alto,CA	

### VOA 8260 List

CAS No.	Surrogate Recoveries	Run# 1	Run# 2	Limits
460-00-4	4-Bromofluorobenzene	100%		60-130%

- (a) All results reported on wet weight basis.
- (b) CCV outside of control limits (biased high); not detected in sample.

ND = Not detected      MDL - Method Detection Limit  
 RL = Reporting Limit  
 E = Indicates value exceeds calibration range

J = Indicates an estimated value  
 B = Indicates analyte found in associated method blank  
 N = Indicates presumptive evidence of a compound

## Report of Analysis

<b>Client Sample ID:</b> OP3,4-6.5	<b>Date Sampled:</b> 07/13/11
<b>Lab Sample ID:</b> C16985-24	<b>Date Received:</b> 07/14/11
<b>Matrix:</b> SO - Soil	<b>Percent Solids:</b> n/a <sup>a</sup>
<b>Method:</b> SW846 8015B	
<b>Project:</b> Romic Soil Investigation(Romic EPA) - 2081 Bay Road, East Palo Alto, CA	

Run #	File ID	DF	Analyzed	By	Prep Date	Prep Batch	Analytical Batch
Run #1	JK21246.D	1	07/25/11	TT	n/a	n/a	GJK879
Run #2							

Run #	Initial Weight
Run #1	5.18 g
Run #2	

**TPH Volatiles**

CAS No.	Compound	Result	RL	MDL	Units	Q
	TPH-GRO (C6-C10)	ND	0.097	0.048	mg/kg	
CAS No.	Surrogate Recoveries	Run# 1	Run# 2	Limits		
98-08-8	aaa-Trifluorotoluene	98%		60-157%		

(a) All results reported on wet weight basis.

ND = Not detected      MDL - Method Detection Limit  
 RL = Reporting Limit  
 E = Indicates value exceeds calibration range

J = Indicates an estimated value  
 B = Indicates analyte found in associated method blank  
 N = Indicates presumptive evidence of a compound

## Report of Analysis

<b>Client Sample ID:</b> OP3,4-6.5	<b>Date Sampled:</b> 07/13/11
<b>Lab Sample ID:</b> C16985-24	<b>Date Received:</b> 07/14/11
<b>Matrix:</b> SO - Soil	<b>Percent Solids:</b> n/a <sup>a</sup>
<b>Method:</b> SW846 8015B M SW846 3545A	
<b>Project:</b> Romic Soil Investigation(Romic EPA) - 2081 Bay Road, East Palo Alto, CA	

	File ID	DF	Analyzed	By	Prep Date	Prep Batch	Analytical Batch
Run #1	GG27040.D	1	07/24/11	JH	07/22/11	OP4276	GGG727
Run #2							

	Initial Weight	Final Volume
Run #1	10.0 g	1.0 ml
Run #2		

**TPH Extractable w/ Silica Gel Cleanup**

CAS No.	Compound	Result	RL	MDL	Units	Q
	TPH (C10-C28)	ND	10	5.0	mg/kg	
	TPH (> C28-C40)	ND	20	10	mg/kg	

CAS No.	Surrogate Recoveries	Run# 1	Run# 2	Limits
630-01-3	Hexacosane	70%		45-140%

(a) All results reported on wet weight basis.

ND = Not detected      MDL - Method Detection Limit  
 RL = Reporting Limit  
 E = Indicates value exceeds calibration range

J = Indicates an estimated value  
 B = Indicates analyte found in associated method blank  
 N = Indicates presumptive evidence of a compound

## Report of Analysis

<b>Client Sample ID:</b>	OP3,4-6.5	<b>Date Sampled:</b>	07/13/11
<b>Lab Sample ID:</b>	C16985-24	<b>Date Received:</b>	07/14/11
<b>Matrix:</b>	SO - Soil	<b>Percent Solids:</b>	n/a <sup>a</sup>
<b>Project:</b>	Romic Soil Investigation(Romic EPA) - 2081 Bay Road,East Palo Alto,CA		

### Metals Analysis

Analyte	Result	RL	Units	DF	Prep	Analyzed By	Method	Prep Method
Cadmium	< 0.92	0.92	mg/kg	1	07/16/11	07/19/11 RS	SW846 6010B <sup>1</sup>	SW846 3050B <sup>2</sup>
Chromium	37.9	0.92	mg/kg	1	07/16/11	07/19/11 RS	SW846 6010B <sup>1</sup>	SW846 3050B <sup>2</sup>
Lead <sup>b</sup>	< 5.4	5.4	mg/kg	1	07/16/11	07/19/11 RS	SW846 6010B <sup>1</sup>	SW846 3050B <sup>2</sup>

(1) Instrument QC Batch: MA1991

(2) Prep QC Batch: MP3717

(a) All results reported on wet weight basis.

(b) Elevated reporting limit(s) due to matrix interference.

RL = Reporting Limit

## Report of Analysis

<b>Client Sample ID:</b>	OP4,5-1.0	<b>Date Sampled:</b>	07/13/11
<b>Lab Sample ID:</b>	C16985-25	<b>Date Received:</b>	07/14/11
<b>Matrix:</b>	SO - Soil	<b>Percent Solids:</b>	n/a <sup>a</sup>
<b>Method:</b>	SW846 8260B	<b>Project:</b> Romic Soil Investigation(Romic EPA) - 2081 Bay Road,East Palo Alto,CA	

Run #	File ID	DF	Analyzed	By	Prep Date	Prep Batch	Analytical Batch
Run #1	M25955.D	1	07/26/11	TN	n/a	n/a	VM827
Run #2							

Run #	Initial Weight
Run #1	4.95 g
Run #2	

## VOA 8260 List

CAS No.	Compound	Result	RL	MDL	Units	Q
67-64-1	Acetone	ND	100	20	ug/kg	
71-43-2	Benzene	ND	5.1	1.5	ug/kg	
108-86-1	Bromobenzene	ND	5.1	1.5	ug/kg	
74-97-5	Bromochloromethane	ND	5.1	1.5	ug/kg	
75-27-4	Bromodichloromethane	ND	5.1	1.0	ug/kg	
75-25-2	Bromoform	ND	5.1	1.0	ug/kg	
104-51-8	n-Butylbenzene	ND	5.1	1.5	ug/kg	
135-98-8	sec-Butylbenzene	ND	5.1	1.5	ug/kg	
98-06-6	tert-Butylbenzene	ND	5.1	1.5	ug/kg	
108-90-7	Chlorobenzene	ND	5.1	1.5	ug/kg	
75-00-3	Chloroethane	ND	5.1	1.5	ug/kg	
67-66-3	Chloroform	ND	5.1	1.5	ug/kg	
95-49-8	o-Chlorotoluene	ND	5.1	1.5	ug/kg	
106-43-4	p-Chlorotoluene	ND	5.1	1.5	ug/kg	
56-23-5	Carbon tetrachloride	ND	5.1	1.0	ug/kg	
75-34-3	1,1-Dichloroethane	ND	5.1	1.0	ug/kg	
75-35-4	1,1-Dichloroethylene	ND	5.1	1.5	ug/kg	
563-58-6	1,1-Dichloropropene	ND	5.1	1.5	ug/kg	
96-12-8	1,2-Dibromo-3-chloropropane	ND	5.1	1.0	ug/kg	
106-93-4	1,2-Dibromoethane	ND	5.1	1.0	ug/kg	
107-06-2	1,2-Dichloroethane	ND	5.1	1.5	ug/kg	
78-87-5	1,2-Dichloropropane	ND	5.1	1.5	ug/kg	
142-28-9	1,3-Dichloropropane	ND	5.1	1.5	ug/kg	
108-20-3	Di-Isopropyl ether	ND	5.1	1.5	ug/kg	
594-20-7	2,2-Dichloropropane	ND	5.1	1.5	ug/kg	
124-48-1	Dibromochloromethane	ND	5.1	1.0	ug/kg	
75-71-8	Dichlorodifluoromethane	ND	5.1	1.0	ug/kg	
156-59-2	cis-1,2-Dichloroethylene	3.1	5.1	1.5	ug/kg	J
10061-01-5	cis-1,3-Dichloropropene	ND	5.1	1.5	ug/kg	
541-73-1	m-Dichlorobenzene	ND	5.1	1.5	ug/kg	
95-50-1	o-Dichlorobenzene	ND	5.1	1.5	ug/kg	
106-46-7	p-Dichlorobenzene	ND	5.1	1.5	ug/kg	

ND = Not detected MDL - Method Detection Limit

RL = Reporting Limit

E = Indicates value exceeds calibration range

J = Indicates an estimated value

B = Indicates analyte found in associated method blank

N = Indicates presumptive evidence of a compound

## Report of Analysis

<b>Client Sample ID:</b>	OP4,5-1.0	<b>Date Sampled:</b>	07/13/11
<b>Lab Sample ID:</b>	C16985-25	<b>Date Received:</b>	07/14/11
<b>Matrix:</b>	SO - Soil	<b>Percent Solids:</b>	n/a <sup>a</sup>
<b>Method:</b>	SW846 8260B		
<b>Project:</b>	Romic Soil Investigation(Romic EPA) - 2081 Bay Road,East Palo Alto,CA		

## VOA 8260 List

CAS No.	Compound	Result	RL	MDL	Units	Q
156-60-5	trans-1,2-Dichloroethylene	ND	5.1	1.5	ug/kg	
10061-02-6	trans-1,3-Dichloropropene	ND	5.1	1.5	ug/kg	
100-41-4	Ethylbenzene	ND	5.1	1.5	ug/kg	
637-92-3	Ethyl tert-Butyl Ether	ND	5.1	1.5	ug/kg	
591-78-6	2-Hexanone	ND	40	5.1	ug/kg	
87-68-3	Hexachlorobutadiene	ND	5.1	1.0	ug/kg	
98-82-8	Isopropylbenzene	ND	5.1	1.5	ug/kg	
99-87-6	p-Isopropyltoluene	ND	5.1	1.5	ug/kg	
108-10-1	4-Methyl-2-pentanone	ND	40	15	ug/kg	
74-83-9	Methyl bromide	ND	5.1	2.5	ug/kg	
74-87-3	Methyl chloride	ND	5.1	1.5	ug/kg	
74-95-3	Methylene bromide	ND	5.1	2.5	ug/kg	
75-09-2	Methylene chloride	ND	25	16	ug/kg	
78-93-3	Methyl ethyl ketone	ND	40	12	ug/kg	
1634-04-4	Methyl Tert Butyl Ether	ND	5.1	1.0	ug/kg	
91-20-3	Naphthalene	ND	5.1	1.5	ug/kg	
103-65-1	n-Propylbenzene	ND	5.1	1.5	ug/kg	
100-42-5	Styrene	ND	5.1	1.0	ug/kg	
994-05-8	Tert-Amyl Methyl Ether	ND	5.1	1.2	ug/kg	
75-65-0	Tert Butyl Alcohol	ND	40	10	ug/kg	
630-20-6	1,1,1,2-Tetrachloroethane	ND	5.1	1.0	ug/kg	
71-55-6	1,1,1-Trichloroethane	ND	5.1	1.5	ug/kg	
79-34-5	1,1,2,2-Tetrachloroethane	ND	5.1	1.0	ug/kg	
79-00-5	1,1,2-Trichloroethane	ND	5.1	1.0	ug/kg	
87-61-6	1,2,3-Trichlorobenzene	ND	5.1	1.5	ug/kg	
96-18-4	1,2,3-Trichloropropane	ND	5.1	1.5	ug/kg	
120-82-1	1,2,4-Trichlorobenzene	ND	5.1	1.5	ug/kg	
95-63-6	1,2,4-Trimethylbenzene	ND	5.1	1.5	ug/kg	
108-67-8	1,3,5-Trimethylbenzene	ND	5.1	1.5	ug/kg	
127-18-4	Tetrachloroethylene	118	5.1	3.5	ug/kg	
108-88-3	Toluene	ND	5.1	1.5	ug/kg	
79-01-6	Trichloroethylene	27.2	5.1	1.0	ug/kg	
75-69-4	Trichlorofluoromethane <sup>b</sup>	ND	5.1	1.2	ug/kg	
75-01-4	Vinyl chloride	ND	5.1	2.5	ug/kg	
1330-20-7	Xylene (total)	ND	10	4.0	ug/kg	

CAS No.	Surrogate Recoveries	Run# 1	Run# 2	Limits
1868-53-7	Dibromofluoromethane	111%		60-130%
2037-26-5	Toluene-D8	96%		60-130%

ND = Not detected MDL - Method Detection Limit

RL = Reporting Limit

E = Indicates value exceeds calibration range

J = Indicates an estimated value

B = Indicates analyte found in associated method blank

N = Indicates presumptive evidence of a compound

## Report of Analysis

<b>Client Sample ID:</b>	OP4,5-1.0	<b>Date Sampled:</b>	07/13/11
<b>Lab Sample ID:</b>	C16985-25	<b>Date Received:</b>	07/14/11
<b>Matrix:</b>	SO - Soil	<b>Percent Solids:</b>	n/a <sup>a</sup>
<b>Method:</b>	SW846 8260B	<b>Project:</b> Romic Soil Investigation(Romic EPA) - 2081 Bay Road,East Palo Alto,CA	

### VOA 8260 List

CAS No.	Surrogate Recoveries	Run# 1	Run# 2	Limits
460-00-4	4-Bromofluorobenzene	108%		60-130%

- (a) All results reported on wet weight basis.
- (b) CCV outside of control limits (biased high); not detected in sample.

---

ND = Not detected      MDL - Method Detection Limit      J = Indicates an estimated value  
 RL = Reporting Limit      B = Indicates analyte found in associated method blank  
 E = Indicates value exceeds calibration range      N = Indicates presumptive evidence of a compound



## Report of Analysis

<b>Client Sample ID:</b> OP4,5-1.0	<b>Date Sampled:</b> 07/13/11
<b>Lab Sample ID:</b> C16985-25	<b>Date Received:</b> 07/14/11
<b>Matrix:</b> SO - Soil	<b>Percent Solids:</b> n/a <sup>a</sup>
<b>Method:</b> SW846 8015B	
<b>Project:</b> Romic Soil Investigation(Romic EPA) - 2081 Bay Road, East Palo Alto, CA	

Run #	File ID	DF	Analyzed	By	Prep Date	Prep Batch	Analytical Batch
Run #1	JK21247.D	1	07/25/11	TT	n/a	n/a	GJK879
Run #2							

Run #	Initial Weight
Run #1	5.34 g
Run #2	

**TPH Volatiles**

CAS No.	Compound	Result	RL	MDL	Units	Q
	TPH-GRO (C6-C10)	ND	0.094	0.047	mg/kg	
CAS No.	Surrogate Recoveries	Run# 1	Run# 2	Limits		
98-08-8	aaa-Trifluorotoluene	90%		60-157%		

(a) All results reported on wet weight basis.

ND = Not detected      MDL - Method Detection Limit  
 RL = Reporting Limit

J = Indicates an estimated value  
 B = Indicates analyte found in associated method blank  
 N = Indicates presumptive evidence of a compound

## Report of Analysis

<b>Client Sample ID:</b> OP4,5-1.0	<b>Date Sampled:</b> 07/13/11
<b>Lab Sample ID:</b> C16985-25	<b>Date Received:</b> 07/14/11
<b>Matrix:</b> SO - Soil	<b>Percent Solids:</b> n/a <sup>a</sup>
<b>Method:</b> SW846 8015B M SW846 3545A	
<b>Project:</b> Romic Soil Investigation(Romic EPA) - 2081 Bay Road, East Palo Alto, CA	

Run #	File ID	DF	Analyzed	By	Prep Date	Prep Batch	Analytical Batch
Run #1	GG26975.D	1	07/20/11	JH	07/19/11	OP4261	GGG726
Run #2							

Run #	Initial Weight	Final Volume
Run #1	10.0 g	1.0 ml
Run #2		

### TPH Extractable w/ Silica Gel Cleanup

CAS No.	Compound	Result	RL	MDL	Units	Q
	TPH (C10-C28)	ND	10	5.0	mg/kg	
	TPH (> C28-C40)	ND	20	10	mg/kg	

CAS No.	Surrogate Recoveries	Run# 1	Run# 2	Limits
630-01-3	Hexacosane	49%		45-140%

(a) All results reported on wet weight basis.

ND = Not detected      MDL - Method Detection Limit  
 RL = Reporting Limit

J = Indicates an estimated value  
 B = Indicates analyte found in associated method blank  
 N = Indicates presumptive evidence of a compound

## Report of Analysis

<b>Client Sample ID:</b>	OP4,5-1.0	<b>Date Sampled:</b>	07/13/11
<b>Lab Sample ID:</b>	C16985-25	<b>Date Received:</b>	07/14/11
<b>Matrix:</b>	SO - Soil	<b>Percent Solids:</b>	n/a <sup>a</sup>
<b>Project:</b>	Romic Soil Investigation(Romic EPA) - 2081 Bay Road,East Palo Alto,CA		

### Metals Analysis

Analyte	Result	RL	Units	DF	Prep	Analyzed By	Method	Prep Method
Cadmium	< 0.88	0.88	mg/kg	1	07/16/11	07/19/11 RS	SW846 6010B <sup>1</sup>	SW846 3050B <sup>3</sup>
Chromium	75.9	0.88	mg/kg	1	07/16/11	07/19/11 RS	SW846 6010B <sup>1</sup>	SW846 3050B <sup>3</sup>
Lead <sup>b</sup>	< 18	18	mg/kg	10	07/16/11	07/19/11 RS	SW846 6010B <sup>2</sup>	SW846 3050B <sup>3</sup>

- (1) Instrument QC Batch: MA1991
- (2) Instrument QC Batch: MA1993
- (3) Prep QC Batch: MP3717

- (a) All results reported on wet weight basis.
- (b) Elevated reporting limit(s) due to matrix interference.

RL = Reporting Limit

## Report of Analysis

<b>Client Sample ID:</b>	OP4,5-3.5	<b>Date Sampled:</b>	07/13/11
<b>Lab Sample ID:</b>	C16985-26	<b>Date Received:</b>	07/14/11
<b>Matrix:</b>	SO - Soil	<b>Percent Solids:</b>	n/a <sup>a</sup>
<b>Method:</b>	SW846 8260B	<b>Project:</b> Romic Soil Investigation(Romic EPA) - 2081 Bay Road,East Palo Alto,CA	

Run #	File ID	DF	Analyzed	By	Prep Date	Prep Batch	Analytical Batch
Run #1	M25956.D	1	07/26/11	TN	n/a	n/a	VM827
Run #2							

Run #	Initial Weight
Run #1	5.41 g
Run #2	

## VOA 8260 List

CAS No.	Compound	Result	RL	MDL	Units	Q
67-64-1	Acetone	98.2	92	18	ug/kg	
71-43-2	Benzene	ND	4.6	1.4	ug/kg	
108-86-1	Bromobenzene	ND	4.6	1.4	ug/kg	
74-97-5	Bromochloromethane	ND	4.6	1.4	ug/kg	
75-27-4	Bromodichloromethane	ND	4.6	0.92	ug/kg	
75-25-2	Bromoform	ND	4.6	0.92	ug/kg	
104-51-8	n-Butylbenzene	ND	4.6	1.4	ug/kg	
135-98-8	sec-Butylbenzene	ND	4.6	1.4	ug/kg	
98-06-6	tert-Butylbenzene	ND	4.6	1.4	ug/kg	
108-90-7	Chlorobenzene	ND	4.6	1.4	ug/kg	
75-00-3	Chloroethane	ND	4.6	1.4	ug/kg	
67-66-3	Chloroform	ND	4.6	1.4	ug/kg	
95-49-8	o-Chlorotoluene	ND	4.6	1.4	ug/kg	
106-43-4	p-Chlorotoluene	ND	4.6	1.4	ug/kg	
56-23-5	Carbon tetrachloride	ND	4.6	0.92	ug/kg	
75-34-3	1,1-Dichloroethane	ND	4.6	0.92	ug/kg	
75-35-4	1,1-Dichloroethylene	ND	4.6	1.4	ug/kg	
563-58-6	1,1-Dichloropropene	ND	4.6	1.4	ug/kg	
96-12-8	1,2-Dibromo-3-chloropropane	ND	4.6	0.92	ug/kg	
106-93-4	1,2-Dibromoethane	ND	4.6	0.92	ug/kg	
107-06-2	1,2-Dichloroethane	ND	4.6	1.4	ug/kg	
78-87-5	1,2-Dichloropropane	ND	4.6	1.4	ug/kg	
142-28-9	1,3-Dichloropropane	ND	4.6	1.4	ug/kg	
108-20-3	Di-Isopropyl ether	ND	4.6	1.4	ug/kg	
594-20-7	2,2-Dichloropropane	ND	4.6	1.4	ug/kg	
124-48-1	Dibromochloromethane	ND	4.6	0.92	ug/kg	
75-71-8	Dichlorodifluoromethane	ND	4.6	0.92	ug/kg	
156-59-2	cis-1,2-Dichloroethylene	ND	4.6	1.4	ug/kg	
10061-01-5	cis-1,3-Dichloropropene	ND	4.6	1.4	ug/kg	
541-73-1	m-Dichlorobenzene	ND	4.6	1.4	ug/kg	
95-50-1	o-Dichlorobenzene	ND	4.6	1.4	ug/kg	
106-46-7	p-Dichlorobenzene	ND	4.6	1.4	ug/kg	

ND = Not detected MDL - Method Detection Limit

RL = Reporting Limit

E = Indicates value exceeds calibration range

J = Indicates an estimated value

B = Indicates analyte found in associated method blank

N = Indicates presumptive evidence of a compound

## Report of Analysis

<b>Client Sample ID:</b>	OP4,5-3.5	<b>Date Sampled:</b>	07/13/11
<b>Lab Sample ID:</b>	C16985-26	<b>Date Received:</b>	07/14/11
<b>Matrix:</b>	SO - Soil	<b>Percent Solids:</b>	n/a <sup>a</sup>
<b>Method:</b>	SW846 8260B	<b>Project:</b> Romic Soil Investigation(Romic EPA) - 2081 Bay Road,East Palo Alto,CA	

## VOA 8260 List

CAS No.	Compound	Result	RL	MDL	Units	Q
156-60-5	trans-1,2-Dichloroethylene	ND	4.6	1.4	ug/kg	
10061-02-6	trans-1,3-Dichloropropene	ND	4.6	1.4	ug/kg	
100-41-4	Ethylbenzene	ND	4.6	1.4	ug/kg	
637-92-3	Ethyl tert-Butyl Ether	ND	4.6	1.4	ug/kg	
591-78-6	2-Hexanone	ND	37	4.6	ug/kg	
87-68-3	Hexachlorobutadiene	ND	4.6	0.92	ug/kg	
98-82-8	Isopropylbenzene	ND	4.6	1.4	ug/kg	
99-87-6	p-Isopropyltoluene	ND	4.6	1.4	ug/kg	
108-10-1	4-Methyl-2-pentanone	ND	37	14	ug/kg	
74-83-9	Methyl bromide	ND	4.6	2.3	ug/kg	
74-87-3	Methyl chloride	ND	4.6	1.4	ug/kg	
74-95-3	Methylene bromide	ND	4.6	2.3	ug/kg	
75-09-2	Methylene chloride	ND	23	15	ug/kg	
78-93-3	Methyl ethyl ketone	14.6	37	11	ug/kg	J
1634-04-4	Methyl Tert Butyl Ether	ND	4.6	0.92	ug/kg	
91-20-3	Naphthalene	ND	4.6	1.4	ug/kg	
103-65-1	n-Propylbenzene	ND	4.6	1.4	ug/kg	
100-42-5	Styrene	ND	4.6	0.92	ug/kg	
994-05-8	Tert-Amyl Methyl Ether	ND	4.6	1.1	ug/kg	
75-65-0	Tert Butyl Alcohol	ND	37	9.2	ug/kg	
630-20-6	1,1,1,2-Tetrachloroethane	ND	4.6	0.92	ug/kg	
71-55-6	1,1,1-Trichloroethane	ND	4.6	1.4	ug/kg	
79-34-5	1,1,2,2-Tetrachloroethane	ND	4.6	0.92	ug/kg	
79-00-5	1,1,2-Trichloroethane	ND	4.6	0.92	ug/kg	
87-61-6	1,2,3-Trichlorobenzene	ND	4.6	1.4	ug/kg	
96-18-4	1,2,3-Trichloropropane	ND	4.6	1.4	ug/kg	
120-82-1	1,2,4-Trichlorobenzene	ND	4.6	1.4	ug/kg	
95-63-6	1,2,4-Trimethylbenzene	ND	4.6	1.4	ug/kg	
108-67-8	1,3,5-Trimethylbenzene	ND	4.6	1.4	ug/kg	
127-18-4	Tetrachloroethylene	ND	4.6	3.2	ug/kg	
108-88-3	Toluene	ND	4.6	1.4	ug/kg	
79-01-6	Trichloroethylene	ND	4.6	0.92	ug/kg	
75-69-4	Trichlorofluoromethane <sup>b</sup>	ND	4.6	1.1	ug/kg	
75-01-4	Vinyl chloride	ND	4.6	2.3	ug/kg	
1330-20-7	Xylene (total)	ND	9.2	3.7	ug/kg	

CAS No.	Surrogate Recoveries	Run# 1	Run# 2	Limits
1868-53-7	Dibromofluoromethane	109%		60-130%
2037-26-5	Toluene-D8	95%		60-130%

ND = Not detected MDL - Method Detection Limit

RL = Reporting Limit

E = Indicates value exceeds calibration range

J = Indicates an estimated value

B = Indicates analyte found in associated method blank

N = Indicates presumptive evidence of a compound

## Report of Analysis

<b>Client Sample ID:</b>	OP4,5-3.5		
<b>Lab Sample ID:</b>	C16985-26	<b>Date Sampled:</b>	07/13/11
<b>Matrix:</b>	SO - Soil	<b>Date Received:</b>	07/14/11
<b>Method:</b>	SW846 8260B	<b>Percent Solids:</b>	n/a <sup>a</sup>
<b>Project:</b>	Romic Soil Investigation(Romic EPA) - 2081 Bay Road,East Palo Alto,CA		

### VOA 8260 List

CAS No.	Surrogate Recoveries	Run# 1	Run# 2	Limits
460-00-4	4-Bromofluorobenzene	104%		60-130%

- (a) All results reported on wet weight basis.
- (b) CCV outside of control limits (biased high); not detected in sample.

ND = Not detected      MDL - Method Detection Limit  
 RL = Reporting Limit  
 E = Indicates value exceeds calibration range

J = Indicates an estimated value  
 B = Indicates analyte found in associated method blank  
 N = Indicates presumptive evidence of a compound

## Report of Analysis

<b>Client Sample ID:</b> OP4,5-3.5	<b>Date Sampled:</b> 07/13/11
<b>Lab Sample ID:</b> C16985-26	<b>Date Received:</b> 07/14/11
<b>Matrix:</b> SO - Soil	<b>Percent Solids:</b> n/a <sup>a</sup>
<b>Method:</b> SW846 8015B	
<b>Project:</b> Romic Soil Investigation(Romic EPA) - 2081 Bay Road, East Palo Alto, CA	

Run #	File ID	DF	Analyzed	By	Prep Date	Prep Batch	Analytical Batch
Run #1	JK21248.D	1	07/25/11	TT	n/a	n/a	GJK879
Run #2							

Run #	Initial Weight
Run #1	5.13 g
Run #2	

**TPH Volatiles**

CAS No.	Compound	Result	RL	MDL	Units	Q
	TPH-GRO (C6-C10)	0.476	0.097	0.049	mg/kg	
CAS No.	Surrogate Recoveries	Run# 1	Run# 2	Limits		
98-08-8	aaa-Trifluorotoluene	89%		60-157%		

(a) All results reported on wet weight basis.

ND = Not detected      MDL - Method Detection Limit  
 RL = Reporting Limit  
 E = Indicates value exceeds calibration range

J = Indicates an estimated value  
 B = Indicates analyte found in associated method blank  
 N = Indicates presumptive evidence of a compound

## Report of Analysis

<b>Client Sample ID:</b> OP4,5-3.5		<b>Date Sampled:</b> 07/13/11
<b>Lab Sample ID:</b> C16985-26		<b>Date Received:</b> 07/14/11
<b>Matrix:</b> SO - Soil		<b>Percent Solids:</b> n/a <sup>a</sup>
<b>Method:</b> SW846 8015B M SW846 3545A		
<b>Project:</b> Romic Soil Investigation(Romic EPA) - 2081 Bay Road, East Palo Alto, CA		

Run #	File ID	DF	Analyzed	By	Prep Date	Prep Batch	Analytical Batch
Run #1	HH15285.D	1	07/21/11	JH	07/19/11	OP4261	GHH525
Run #2							

Run #	Initial Weight	Final Volume
Run #1	10.0 g	1.0 ml
Run #2		

**TPH Extractable w/ Silica Gel Cleanup**

CAS No.	Compound	Result	RL	MDL	Units	Q
	TPH (C10-C28)	10.3	10	5.0	mg/kg	
	TPH (> C28-C40)	27.8	20	10	mg/kg	

CAS No.	Surrogate Recoveries	Run# 1	Run# 2	Limits
630-01-3	Hexacosane	52%		45-140%

(a) All results reported on wet weight basis.

ND = Not detected      MDL - Method Detection Limit  
 RL = Reporting Limit  
 E = Indicates value exceeds calibration range

J = Indicates an estimated value  
 B = Indicates analyte found in associated method blank  
 N = Indicates presumptive evidence of a compound



## Report of Analysis

<b>Client Sample ID:</b>	OP4,5-3.5	<b>Date Sampled:</b>	07/13/11
<b>Lab Sample ID:</b>	C16985-26	<b>Date Received:</b>	07/14/11
<b>Matrix:</b>	SO - Soil	<b>Percent Solids:</b>	n/a <sup>a</sup>
<b>Project:</b>	Romic Soil Investigation(Romic EPA) - 2081 Bay Road,East Palo Alto,CA		

### Metals Analysis

Analyte	Result	RL	Units	DF	Prep	Analyzed By	Method	Prep Method
Cadmium	0.85	0.84	mg/kg	1	07/16/11	07/19/11 RS	SW846 6010B <sup>1</sup>	SW846 3050B <sup>2</sup>
Chromium	44.4	0.84	mg/kg	1	07/16/11	07/19/11 RS	SW846 6010B <sup>1</sup>	SW846 3050B <sup>2</sup>
Lead	65.7	1.7	mg/kg	1	07/16/11	07/19/11 RS	SW846 6010B <sup>1</sup>	SW846 3050B <sup>2</sup>

(1) Instrument QC Batch: MA1991

(2) Prep QC Batch: MP3717

(a) All results reported on wet weight basis.

RL = Reporting Limit

## Report of Analysis

<b>Client Sample ID:</b>	OP4,5-6.5	<b>Date Sampled:</b>	07/13/11
<b>Lab Sample ID:</b>	C16985-27	<b>Date Received:</b>	07/14/11
<b>Matrix:</b>	SO - Soil	<b>Percent Solids:</b>	n/a <sup>a</sup>
<b>Method:</b>	SW846 8260B	<b>Project:</b> Romic Soil Investigation(Romic EPA) - 2081 Bay Road,East Palo Alto,CA	

Run #	File ID	DF	Analyzed	By	Prep Date	Prep Batch	Analytical Batch
Run #1	M25957.D	1	07/26/11	TN	n/a	n/a	VM827
Run #2							

Run #	Initial Weight
Run #1	6.42 g
Run #2	

## VOA 8260 List

CAS No.	Compound	Result	RL	MDL	Units	Q
67-64-1	Acetone	36.9	78	16	ug/kg	J
71-43-2	Benzene	ND	3.9	1.2	ug/kg	
108-86-1	Bromobenzene	ND	3.9	1.2	ug/kg	
74-97-5	Bromochloromethane	ND	3.9	1.2	ug/kg	
75-27-4	Bromodichloromethane	ND	3.9	0.78	ug/kg	
75-25-2	Bromoform	ND	3.9	0.78	ug/kg	
104-51-8	n-Butylbenzene	ND	3.9	1.2	ug/kg	
135-98-8	sec-Butylbenzene	ND	3.9	1.2	ug/kg	
98-06-6	tert-Butylbenzene	ND	3.9	1.2	ug/kg	
108-90-7	Chlorobenzene	ND	3.9	1.2	ug/kg	
75-00-3	Chloroethane	ND	3.9	1.2	ug/kg	
67-66-3	Chloroform	ND	3.9	1.2	ug/kg	
95-49-8	o-Chlorotoluene	ND	3.9	1.2	ug/kg	
106-43-4	p-Chlorotoluene	ND	3.9	1.2	ug/kg	
56-23-5	Carbon tetrachloride	ND	3.9	0.78	ug/kg	
75-34-3	1,1-Dichloroethane	ND	3.9	0.78	ug/kg	
75-35-4	1,1-Dichloroethylene	ND	3.9	1.2	ug/kg	
563-58-6	1,1-Dichloropropene	ND	3.9	1.2	ug/kg	
96-12-8	1,2-Dibromo-3-chloropropane	ND	3.9	0.78	ug/kg	
106-93-4	1,2-Dibromoethane	ND	3.9	0.78	ug/kg	
107-06-2	1,2-Dichloroethane	ND	3.9	1.2	ug/kg	
78-87-5	1,2-Dichloropropane	ND	3.9	1.2	ug/kg	
142-28-9	1,3-Dichloropropane	ND	3.9	1.2	ug/kg	
108-20-3	Di-Isopropyl ether	ND	3.9	1.2	ug/kg	
594-20-7	2,2-Dichloropropane	ND	3.9	1.2	ug/kg	
124-48-1	Dibromochloromethane	ND	3.9	0.78	ug/kg	
75-71-8	Dichlorodifluoromethane	ND	3.9	0.78	ug/kg	
156-59-2	cis-1,2-Dichloroethylene	ND	3.9	1.2	ug/kg	
10061-01-5	cis-1,3-Dichloropropene	ND	3.9	1.2	ug/kg	
541-73-1	m-Dichlorobenzene	ND	3.9	1.2	ug/kg	
95-50-1	o-Dichlorobenzene	ND	3.9	1.2	ug/kg	
106-46-7	p-Dichlorobenzene	ND	3.9	1.2	ug/kg	

ND = Not detected MDL - Method Detection Limit

RL = Reporting Limit

E = Indicates value exceeds calibration range

J = Indicates an estimated value

B = Indicates analyte found in associated method blank

N = Indicates presumptive evidence of a compound

## Report of Analysis

<b>Client Sample ID:</b>	OP4,5-6.5	<b>Date Sampled:</b>	07/13/11
<b>Lab Sample ID:</b>	C16985-27	<b>Date Received:</b>	07/14/11
<b>Matrix:</b>	SO - Soil	<b>Percent Solids:</b>	n/a <sup>a</sup>
<b>Method:</b>	SW846 8260B		
<b>Project:</b>	Romic Soil Investigation(Romic EPA) - 2081 Bay Road,East Palo Alto,CA		

## VOA 8260 List

CAS No.	Compound	Result	RL	MDL	Units	Q
156-60-5	trans-1,2-Dichloroethylene	ND	3.9	1.2	ug/kg	
10061-02-6	trans-1,3-Dichloropropene	ND	3.9	1.2	ug/kg	
100-41-4	Ethylbenzene	ND	3.9	1.2	ug/kg	
637-92-3	Ethyl tert-Butyl Ether	ND	3.9	1.2	ug/kg	
591-78-6	2-Hexanone	ND	31	3.9	ug/kg	
87-68-3	Hexachlorobutadiene	ND	3.9	0.78	ug/kg	
98-82-8	Isopropylbenzene	ND	3.9	1.2	ug/kg	
99-87-6	p-Isopropyltoluene	ND	3.9	1.2	ug/kg	
108-10-1	4-Methyl-2-pentanone	ND	31	12	ug/kg	
74-83-9	Methyl bromide	ND	3.9	1.9	ug/kg	
74-87-3	Methyl chloride	ND	3.9	1.2	ug/kg	
74-95-3	Methylene bromide	ND	3.9	1.9	ug/kg	
75-09-2	Methylene chloride	ND	19	12	ug/kg	
78-93-3	Methyl ethyl ketone	ND	31	9.3	ug/kg	
1634-04-4	Methyl Tert Butyl Ether	ND	3.9	0.78	ug/kg	
91-20-3	Naphthalene	ND	3.9	1.2	ug/kg	
103-65-1	n-Propylbenzene	ND	3.9	1.2	ug/kg	
100-42-5	Styrene	ND	3.9	0.78	ug/kg	
994-05-8	Tert-Amyl Methyl Ether	ND	3.9	0.93	ug/kg	
75-65-0	Tert Butyl Alcohol	ND	31	7.8	ug/kg	
630-20-6	1,1,1,2-Tetrachloroethane	ND	3.9	0.78	ug/kg	
71-55-6	1,1,1-Trichloroethane	ND	3.9	1.2	ug/kg	
79-34-5	1,1,2,2-Tetrachloroethane	ND	3.9	0.78	ug/kg	
79-00-5	1,1,2-Trichloroethane	ND	3.9	0.78	ug/kg	
87-61-6	1,2,3-Trichlorobenzene	ND	3.9	1.2	ug/kg	
96-18-4	1,2,3-Trichloropropane	ND	3.9	1.2	ug/kg	
120-82-1	1,2,4-Trichlorobenzene	ND	3.9	1.2	ug/kg	
95-63-6	1,2,4-Trimethylbenzene	ND	3.9	1.2	ug/kg	
108-67-8	1,3,5-Trimethylbenzene	ND	3.9	1.2	ug/kg	
127-18-4	Tetrachloroethylene	ND	3.9	2.7	ug/kg	
108-88-3	Toluene	ND	3.9	1.2	ug/kg	
79-01-6	Trichloroethylene	ND	3.9	0.78	ug/kg	
75-69-4	Trichlorofluoromethane <sup>b</sup>	ND	3.9	0.93	ug/kg	
75-01-4	Vinyl chloride	ND	3.9	1.9	ug/kg	
1330-20-7	Xylene (total)	ND	7.8	3.1	ug/kg	

CAS No.	Surrogate Recoveries	Run# 1	Run# 2	Limits
1868-53-7	Dibromofluoromethane	112%		60-130%
2037-26-5	Toluene-D8	94%		60-130%

ND = Not detected MDL - Method Detection Limit

RL = Reporting Limit

E = Indicates value exceeds calibration range

J = Indicates an estimated value

B = Indicates analyte found in associated method blank

N = Indicates presumptive evidence of a compound

## Report of Analysis

<b>Client Sample ID:</b>	OP4,5-6.5	<b>Date Sampled:</b>	07/13/11
<b>Lab Sample ID:</b>	C16985-27	<b>Date Received:</b>	07/14/11
<b>Matrix:</b>	SO - Soil	<b>Percent Solids:</b>	n/a <sup>a</sup>
<b>Method:</b>	SW846 8260B	<b>Project:</b> Romic Soil Investigation(Romic EPA) - 2081 Bay Road,East Palo Alto,CA	

### VOA 8260 List

CAS No.	Surrogate Recoveries	Run# 1	Run# 2	Limits
460-00-4	4-Bromofluorobenzene	109%		60-130%

- (a) All results reported on wet weight basis.
- (b) CCV outside of control limits (biased high); not detected in sample.

ND = Not detected      MDL - Method Detection Limit  
 RL = Reporting Limit  
 E = Indicates value exceeds calibration range

J = Indicates an estimated value  
 B = Indicates analyte found in associated method blank  
 N = Indicates presumptive evidence of a compound

## Report of Analysis

<b>Client Sample ID:</b> OP4,5-6.5	<b>Date Sampled:</b> 07/13/11
<b>Lab Sample ID:</b> C16985-27	<b>Date Received:</b> 07/14/11
<b>Matrix:</b> SO - Soil	<b>Percent Solids:</b> n/a <sup>a</sup>
<b>Method:</b> SW846 8015B	
<b>Project:</b> Romic Soil Investigation(Romic EPA) - 2081 Bay Road, East Palo Alto, CA	

Run #	File ID	DF	Analyzed	By	Prep Date	Prep Batch	Analytical Batch
Run #1	JK21249.D	1	07/25/11	TT	n/a	n/a	GJK879
Run #2							

Run #	Initial Weight
Run #1	5.21 g
Run #2	

**TPH Volatiles**

CAS No.	Compound	Result	RL	MDL	Units	Q
	TPH-GRO (C6-C10)	ND	0.096	0.048	mg/kg	
CAS No.	Surrogate Recoveries	Run# 1	Run# 2	Limits		
98-08-8	aaa-Trifluorotoluene	89%		60-157%		

(a) All results reported on wet weight basis.

ND = Not detected      MDL - Method Detection Limit  
 RL = Reporting Limit  
 E = Indicates value exceeds calibration range

J = Indicates an estimated value  
 B = Indicates analyte found in associated method blank  
 N = Indicates presumptive evidence of a compound

## Report of Analysis

<b>Client Sample ID:</b> OP4,5-6.5	<b>Date Sampled:</b> 07/13/11
<b>Lab Sample ID:</b> C16985-27	<b>Date Received:</b> 07/14/11
<b>Matrix:</b> SO - Soil	<b>Percent Solids:</b> n/a <sup>a</sup>
<b>Method:</b> SW846 8015B M SW846 3545A	
<b>Project:</b> Romic Soil Investigation(Romic EPA) - 2081 Bay Road, East Palo Alto, CA	

	File ID	DF	Analyzed	By	Prep Date	Prep Batch	Analytical Batch
Run #1	GG27001.D	1	07/21/11	JH	07/19/11	OP4261	GGG726
Run #2							

	Initial Weight	Final Volume
Run #1	10.2 g	1.0 ml
Run #2		

### TPH Extractable w/ Silica Gel Cleanup

CAS No.	Compound	Result	RL	MDL	Units	Q
	TPH (C10-C28)	6.08	9.8	4.9	mg/kg	J
	TPH (> C28-C40)	ND	20	9.8	mg/kg	

CAS No.	Surrogate Recoveries	Run# 1	Run# 2	Limits
630-01-3	Hexacosane	45%		45-140%

(a) All results reported on wet weight basis.

ND = Not detected      MDL - Method Detection Limit  
 RL = Reporting Limit

J = Indicates an estimated value  
 B = Indicates analyte found in associated method blank  
 N = Indicates presumptive evidence of a compound

## Report of Analysis

<b>Client Sample ID:</b>	OP4,5-6.5	<b>Date Sampled:</b>	07/13/11
<b>Lab Sample ID:</b>	C16985-27	<b>Date Received:</b>	07/14/11
<b>Matrix:</b>	SO - Soil	<b>Percent Solids:</b>	n/a <sup>a</sup>
<b>Project:</b>	Romic Soil Investigation(Romic EPA) - 2081 Bay Road,East Palo Alto,CA		

### Metals Analysis

Analyte	Result	RL	Units	DF	Prep	Analyzed By	Method	Prep Method
Cadmium	< 0.93	0.93	mg/kg	1	07/16/11	07/19/11 RS	SW846 6010B <sup>1</sup>	SW846 3050B <sup>2</sup>
Chromium	33.2	0.93	mg/kg	1	07/16/11	07/19/11 RS	SW846 6010B <sup>1</sup>	SW846 3050B <sup>2</sup>
Lead <sup>b</sup>	< 5.7	5.7	mg/kg	1	07/16/11	07/19/11 RS	SW846 6010B <sup>1</sup>	SW846 3050B <sup>2</sup>

(1) Instrument QC Batch: MA1991

(2) Prep QC Batch: MP3717

(a) All results reported on wet weight basis.

(b) Elevated reporting limit(s) due to matrix interference.

RL = Reporting Limit

## Report of Analysis

<b>Client Sample ID:</b> M5-0.7		<b>Date Sampled:</b> 07/13/11
<b>Lab Sample ID:</b> C16985-28		<b>Date Received:</b> 07/14/11
<b>Matrix:</b> SO - Soil		<b>Percent Solids:</b> n/a <sup>a</sup>
<b>Method:</b> SW846 8015B		
<b>Project:</b> Romic Soil Investigation(Romic EPA) - 2081 Bay Road, East Palo Alto, CA		

Run #	File ID	DF	Analyzed	By	Prep Date	Prep Batch	Analytical Batch
Run #1	JK21250.D	1	07/25/11	TT	n/a	n/a	GJK879
Run #2							

Run #	Initial Weight
Run #1	5.25 g
Run #2	

**TPH Volatiles**

CAS No.	Compound	Result	RL	MDL	Units	Q
	TPH-GRO (C6-C10)	ND	0.095	0.048	mg/kg	
CAS No.	Surrogate Recoveries	Run# 1	Run# 2	Limits		
98-08-8	aaa-Trifluorotoluene	90%		60-157%		

(a) All results reported on wet weight basis.

ND = Not detected      MDL - Method Detection Limit  
 RL = Reporting Limit  
 E = Indicates value exceeds calibration range

J = Indicates an estimated value  
 B = Indicates analyte found in associated method blank  
 N = Indicates presumptive evidence of a compound



## Report of Analysis

<b>Client Sample ID:</b> M5-0.7		<b>Date Sampled:</b> 07/13/11
<b>Lab Sample ID:</b> C16985-28		<b>Date Received:</b> 07/14/11
<b>Matrix:</b> SO - Soil		<b>Percent Solids:</b> n/a <sup>a</sup>
<b>Method:</b> SW846 8015B M SW846 3545A		
<b>Project:</b> Romic Soil Investigation(Romic EPA) - 2081 Bay Road, East Palo Alto, CA		

Run #	File ID	DF	Analyzed	By	Prep Date	Prep Batch	Analytical Batch
Run #1	HH15286.D	1	07/21/11	JH	07/19/11	OP4261	GHH525
Run #2							

Run #	Initial Weight	Final Volume
Run #1	10.1 g	1.0 ml
Run #2		

**TPH Extractable w/ Silica Gel Cleanup**

CAS No.	Compound	Result	RL	MDL	Units	Q
	TPH (C10-C28)	8.77	9.9	5.0	mg/kg	J
	TPH (> C28-C40)	10.9	20	9.9	mg/kg	J

CAS No.	Surrogate Recoveries	Run# 1	Run# 2	Limits
630-01-3	Hexacosane	59%		45-140%

(a) All results reported on wet weight basis.

ND = Not detected      MDL - Method Detection Limit  
 RL = Reporting Limit

J = Indicates an estimated value  
 B = Indicates analyte found in associated method blank  
 N = Indicates presumptive evidence of a compound

## Report of Analysis

<b>Client Sample ID:</b> M5-0.7	<b>Date Sampled:</b> 07/13/11
<b>Lab Sample ID:</b> C16985-28	<b>Date Received:</b> 07/14/11
<b>Matrix:</b> SO - Soil	<b>Percent Solids:</b> n/a <sup>a</sup>
<b>Project:</b> Romic Soil Investigation(Romic EPA) - 2081 Bay Road, East Palo Alto, CA	

### Metals Analysis

Analyte	Result	RL	Units	DF	Prep	Analyzed By	Method	Prep Method
Cadmium	5.1	0.92	mg/kg	1	07/16/11	07/19/11 RS	SW846 6010B <sup>1</sup>	SW846 3050B <sup>2</sup>
Chromium	49.2	0.92	mg/kg	1	07/16/11	07/19/11 RS	SW846 6010B <sup>1</sup>	SW846 3050B <sup>2</sup>
Lead <sup>b</sup>	< 3.6	3.6	mg/kg	1	07/16/11	07/19/11 RS	SW846 6010B <sup>1</sup>	SW846 3050B <sup>2</sup>

(1) Instrument QC Batch: MA1991

(2) Prep QC Batch: MP3717

(a) All results reported on wet weight basis.

(b) Elevated reporting limit(s) due to matrix interference.

RL = Reporting Limit

## Report of Analysis

<b>Client Sample ID:</b>	M5-3.2	<b>Date Sampled:</b>	07/13/11
<b>Lab Sample ID:</b>	C16985-29	<b>Date Received:</b>	07/14/11
<b>Matrix:</b>	SO - Soil	<b>Percent Solids:</b>	n/a <sup>a</sup>
<b>Method:</b>	SW846 8260B	<b>Project:</b> Romic Soil Investigation(Romic EPA) - 2081 Bay Road, East Palo Alto, CA	

Run #	File ID	DF	Analyzed	By	Prep Date	Prep Batch	Analytical Batch
Run #1	M25977.D	1	07/27/11	TN	n/a	n/a	VM828
Run #2							

Run #	Initial Weight
Run #1	5.80 g
Run #2	

## VOA 8260 List

CAS No.	Compound	Result	RL	MDL	Units	Q
67-64-1	Acetone	79.6	86	17	ug/kg	J
71-43-2	Benzene	ND	4.3	1.3	ug/kg	
108-86-1	Bromobenzene	ND	4.3	1.3	ug/kg	
74-97-5	Bromochloromethane	ND	4.3	1.3	ug/kg	
75-27-4	Bromodichloromethane	ND	4.3	0.86	ug/kg	
75-25-2	Bromoform	ND	4.3	0.86	ug/kg	
104-51-8	n-Butylbenzene	ND	4.3	1.3	ug/kg	
135-98-8	sec-Butylbenzene	ND	4.3	1.3	ug/kg	
98-06-6	tert-Butylbenzene	ND	4.3	1.3	ug/kg	
108-90-7	Chlorobenzene	ND	4.3	1.3	ug/kg	
75-00-3	Chloroethane	ND	4.3	1.3	ug/kg	
67-66-3	Chloroform	ND	4.3	1.3	ug/kg	
95-49-8	o-Chlorotoluene	ND	4.3	1.3	ug/kg	
106-43-4	p-Chlorotoluene	ND	4.3	1.3	ug/kg	
56-23-5	Carbon tetrachloride	ND	4.3	0.86	ug/kg	
75-34-3	1,1-Dichloroethane	ND	4.3	0.86	ug/kg	
75-35-4	1,1-Dichloroethylene	ND	4.3	1.3	ug/kg	
563-58-6	1,1-Dichloropropene	ND	4.3	1.3	ug/kg	
96-12-8	1,2-Dibromo-3-chloropropane	ND	4.3	0.86	ug/kg	
106-93-4	1,2-Dibromoethane	ND	4.3	0.86	ug/kg	
107-06-2	1,2-Dichloroethane	ND	4.3	1.3	ug/kg	
78-87-5	1,2-Dichloropropane	ND	4.3	1.3	ug/kg	
142-28-9	1,3-Dichloropropane	ND	4.3	1.3	ug/kg	
108-20-3	Di-Isopropyl ether	ND	4.3	1.3	ug/kg	
594-20-7	2,2-Dichloropropane	ND	4.3	1.3	ug/kg	
124-48-1	Dibromochloromethane	ND	4.3	0.86	ug/kg	
75-71-8	Dichlorodifluoromethane	ND	4.3	0.86	ug/kg	
156-59-2	cis-1,2-Dichloroethylene	ND	4.3	1.3	ug/kg	
10061-01-5	cis-1,3-Dichloropropene	ND	4.3	1.3	ug/kg	
541-73-1	m-Dichlorobenzene	ND	4.3	1.3	ug/kg	
95-50-1	o-Dichlorobenzene	ND	4.3	1.3	ug/kg	
106-46-7	p-Dichlorobenzene	ND	4.3	1.3	ug/kg	

ND = Not detected MDL - Method Detection Limit

RL = Reporting Limit

E = Indicates value exceeds calibration range

J = Indicates an estimated value

B = Indicates analyte found in associated method blank

N = Indicates presumptive evidence of a compound

## Report of Analysis

<b>Client Sample ID:</b>	M5-3.2	<b>Date Sampled:</b>	07/13/11
<b>Lab Sample ID:</b>	C16985-29	<b>Date Received:</b>	07/14/11
<b>Matrix:</b>	SO - Soil	<b>Percent Solids:</b>	n/a <sup>a</sup>
<b>Method:</b>	SW846 8260B		
<b>Project:</b>	Romic Soil Investigation(Romic EPA) - 2081 Bay Road,East Palo Alto,CA		

## VOA 8260 List

CAS No.	Compound	Result	RL	MDL	Units	Q
156-60-5	trans-1,2-Dichloroethylene	ND	4.3	1.3	ug/kg	
10061-02-6	trans-1,3-Dichloropropene	ND	4.3	1.3	ug/kg	
100-41-4	Ethylbenzene	ND	4.3	1.3	ug/kg	
637-92-3	Ethyl tert-Butyl Ether	ND	4.3	1.3	ug/kg	
591-78-6	2-Hexanone	ND	34	4.3	ug/kg	
87-68-3	Hexachlorobutadiene	ND	4.3	0.86	ug/kg	
98-82-8	Isopropylbenzene	ND	4.3	1.3	ug/kg	
99-87-6	p-Isopropyltoluene	ND	4.3	1.3	ug/kg	
108-10-1	4-Methyl-2-pentanone	ND	34	13	ug/kg	
74-83-9	Methyl bromide	ND	4.3	2.2	ug/kg	
74-87-3	Methyl chloride	ND	4.3	1.3	ug/kg	
74-95-3	Methylene bromide	ND	4.3	2.2	ug/kg	
75-09-2	Methylene chloride	ND	22	14	ug/kg	
78-93-3	Methyl ethyl ketone	17.5	34	10	ug/kg	J
1634-04-4	Methyl Tert Butyl Ether	ND	4.3	0.86	ug/kg	
91-20-3	Naphthalene	ND	4.3	1.3	ug/kg	
103-65-1	n-Propylbenzene	ND	4.3	1.3	ug/kg	
100-42-5	Styrene	ND	4.3	0.86	ug/kg	
994-05-8	Tert-Amyl Methyl Ether	ND	4.3	1.0	ug/kg	
75-65-0	Tert Butyl Alcohol	ND	34	8.6	ug/kg	
630-20-6	1,1,1,2-Tetrachloroethane	ND	4.3	0.86	ug/kg	
71-55-6	1,1,1-Trichloroethane	ND	4.3	1.3	ug/kg	
79-34-5	1,1,2,2-Tetrachloroethane	ND	4.3	0.86	ug/kg	
79-00-5	1,1,2-Trichloroethane	ND	4.3	0.86	ug/kg	
87-61-6	1,2,3-Trichlorobenzene	ND	4.3	1.3	ug/kg	
96-18-4	1,2,3-Trichloropropane	ND	4.3	1.3	ug/kg	
120-82-1	1,2,4-Trichlorobenzene	ND	4.3	1.3	ug/kg	
95-63-6	1,2,4-Trimethylbenzene	ND	4.3	1.3	ug/kg	
108-67-8	1,3,5-Trimethylbenzene	ND	4.3	1.3	ug/kg	
127-18-4	Tetrachloroethylene	ND	4.3	3.0	ug/kg	
108-88-3	Toluene	ND	4.3	1.3	ug/kg	
79-01-6	Trichloroethylene	ND	4.3	0.86	ug/kg	
75-69-4	Trichlorofluoromethane	ND	4.3	1.0	ug/kg	
75-01-4	Vinyl chloride	ND	4.3	2.2	ug/kg	
1330-20-7	Xylene (total)	ND	8.6	3.4	ug/kg	

CAS No.	Surrogate Recoveries	Run# 1	Run# 2	Limits
1868-53-7	Dibromofluoromethane	95%		60-130%
2037-26-5	Toluene-D8	94%		60-130%

ND = Not detected MDL - Method Detection Limit

RL = Reporting Limit

E = Indicates value exceeds calibration range

J = Indicates an estimated value

B = Indicates analyte found in associated method blank

N = Indicates presumptive evidence of a compound

## Report of Analysis

<b>Client Sample ID:</b> M5-3.2	
<b>Lab Sample ID:</b> C16985-29	<b>Date Sampled:</b> 07/13/11
<b>Matrix:</b> SO - Soil	<b>Date Received:</b> 07/14/11
<b>Method:</b> SW846 8260B	<b>Percent Solids:</b> n/a <sup>a</sup>
<b>Project:</b> Romic Soil Investigation(Romic EPA) - 2081 Bay Road, East Palo Alto, CA	

**VOA 8260 List**

CAS No.	Surrogate Recoveries	Run# 1	Run# 2	Limits
460-00-4	4-Bromofluorobenzene	98%		60-130%

(a) All results reported on wet weight basis.

ND = Not detected      MDL - Method Detection Limit  
 RL = Reporting Limit  
 E = Indicates value exceeds calibration range

J = Indicates an estimated value  
 B = Indicates analyte found in associated method blank  
 N = Indicates presumptive evidence of a compound

## Report of Analysis

<b>Client Sample ID:</b> M5-3.2		
<b>Lab Sample ID:</b> C16985-29		<b>Date Sampled:</b> 07/13/11
<b>Matrix:</b> SO - Soil		<b>Date Received:</b> 07/14/11
<b>Method:</b> SW846 8015B		<b>Percent Solids:</b> n/a <sup>a</sup>
<b>Project:</b> Romic Soil Investigation(Romic EPA) - 2081 Bay Road, East Palo Alto, CA		

Run #	File ID	DF	Analyzed	By	Prep Date	Prep Batch	Analytical Batch
Run #1	JK21303.D	1	07/26/11	TT	n/a	n/a	GJK882
Run #2							

Run #	Initial Weight
Run #1	5.19 g
Run #2	

### TPH Volatiles

CAS No.	Compound	Result	RL	MDL	Units	Q
	TPH-GRO (C6-C10)	0.113	0.096	0.048	mg/kg	
CAS No.	Surrogate Recoveries	Run# 1	Run# 2	Limits		
98-08-8	aaa-Trifluorotoluene	89%		60-157%		

(a) All results reported on wet weight basis.

ND = Not detected      MDL - Method Detection Limit  
 RL = Reporting Limit  
 E = Indicates value exceeds calibration range

J = Indicates an estimated value  
 B = Indicates analyte found in associated method blank  
 N = Indicates presumptive evidence of a compound

## Report of Analysis

<b>Client Sample ID:</b>	M5-3.2		<b>Date Sampled:</b>	07/13/11
<b>Lab Sample ID:</b>	C16985-29	<b>Date Received:</b>	07/14/11	
<b>Matrix:</b>	SO - Soil	<b>Percent Solids:</b>	n/a <sup>a</sup>	
<b>Method:</b>	SW846 8015B M SW846 3545A			
<b>Project:</b>	Romic Soil Investigation(Romic EPA) - 2081 Bay Road, East Palo Alto, CA			

Run #	File ID	DF	Analyzed	By	Prep Date	Prep Batch	Analytical Batch
Run #1	HH15429.D	3	07/24/11	JH	07/19/11	OP4261	GHH528
Run #2							

Run #	Initial Weight	Final Volume
Run #1	10.1 g	1.0 ml
Run #2		

**TPH Extractable w/ Silica Gel Cleanup**

CAS No.	Compound	Result	RL	MDL	Units	Q
	TPH (C10-C28)	62.8	30	15	mg/kg	
	TPH (> C28-C40)	315	59	30	mg/kg	

CAS No.	Surrogate Recoveries	Run# 1	Run# 2	Limits
630-01-3	Hexacosane	76%		45-140%

(a) All results reported on wet weight basis.

ND = Not detected      MDL - Method Detection Limit  
 RL = Reporting Limit  
 E = Indicates value exceeds calibration range

J = Indicates an estimated value  
 B = Indicates analyte found in associated method blank  
 N = Indicates presumptive evidence of a compound

## Report of Analysis

<b>Client Sample ID:</b> M5-3.2	<b>Date Sampled:</b> 07/13/11
<b>Lab Sample ID:</b> C16985-29	<b>Date Received:</b> 07/14/11
<b>Matrix:</b> SO - Soil	<b>Percent Solids:</b> n/a <sup>a</sup>
<b>Project:</b> Romic Soil Investigation(Romic EPA) - 2081 Bay Road, East Palo Alto, CA	

### Metals Analysis

Analyte	Result	RL	Units	DF	Prep	Analyzed By	Method	Prep Method
Cadmium	29.3	0.95	mg/kg	1	07/16/11	07/19/11 RS	SW846 6010B <sup>1</sup>	SW846 3050B <sup>2</sup>
Chromium	68.4	0.95	mg/kg	1	07/16/11	07/19/11 RS	SW846 6010B <sup>1</sup>	SW846 3050B <sup>2</sup>
Lead	13.7	1.9	mg/kg	1	07/16/11	07/19/11 RS	SW846 6010B <sup>1</sup>	SW846 3050B <sup>2</sup>

(1) Instrument QC Batch: MA1991

(2) Prep QC Batch: MP3717

(a) All results reported on wet weight basis.

RL = Reporting Limit



## Report of Analysis

<b>Client Sample ID:</b> M5-6.2		<b>Date Sampled:</b> 07/13/11
<b>Lab Sample ID:</b> C16985-30		<b>Date Received:</b> 07/14/11
<b>Matrix:</b> SO - Soil		<b>Percent Solids:</b> n/a <sup>a</sup>
<b>Method:</b> SW846 8260B		
<b>Project:</b> Romic Soil Investigation(Romic EPA) - 2081 Bay Road, East Palo Alto, CA		

Run #1	File ID	DF	Analyzed	By	Prep Date	Prep Batch	Analytical Batch
Run #1	M25978.D	1	07/27/11	TN	n/a	n/a	VM828
Run #2							

Run #1	Initial Weight
Run #1	6.20 g
Run #2	

**VOA 8260 List**

CAS No.	Compound	Result	RL	MDL	Units	Q
67-64-1	Acetone	30.0	81	16	ug/kg	J
71-43-2	Benzene	ND	4.0	1.2	ug/kg	
108-86-1	Bromobenzene	ND	4.0	1.2	ug/kg	
74-97-5	Bromochloromethane	ND	4.0	1.2	ug/kg	
75-27-4	Bromodichloromethane	ND	4.0	0.81	ug/kg	
75-25-2	Bromoform	ND	4.0	0.81	ug/kg	
104-51-8	n-Butylbenzene	ND	4.0	1.2	ug/kg	
135-98-8	sec-Butylbenzene	ND	4.0	1.2	ug/kg	
98-06-6	tert-Butylbenzene	ND	4.0	1.2	ug/kg	
108-90-7	Chlorobenzene	ND	4.0	1.2	ug/kg	
75-00-3	Chloroethane	ND	4.0	1.2	ug/kg	
67-66-3	Chloroform	ND	4.0	1.2	ug/kg	
95-49-8	o-Chlorotoluene	ND	4.0	1.2	ug/kg	
106-43-4	p-Chlorotoluene	ND	4.0	1.2	ug/kg	
56-23-5	Carbon tetrachloride	ND	4.0	0.81	ug/kg	
75-34-3	1,1-Dichloroethane	ND	4.0	0.81	ug/kg	
75-35-4	1,1-Dichloroethylene	ND	4.0	1.2	ug/kg	
563-58-6	1,1-Dichloropropene	ND	4.0	1.2	ug/kg	
96-12-8	1,2-Dibromo-3-chloropropane	ND	4.0	0.81	ug/kg	
106-93-4	1,2-Dibromoethane	ND	4.0	0.81	ug/kg	
107-06-2	1,2-Dichloroethane	ND	4.0	1.2	ug/kg	
78-87-5	1,2-Dichloropropane	ND	4.0	1.2	ug/kg	
142-28-9	1,3-Dichloropropane	ND	4.0	1.2	ug/kg	
108-20-3	Di-Isopropyl ether	ND	4.0	1.2	ug/kg	
594-20-7	2,2-Dichloropropane	ND	4.0	1.2	ug/kg	
124-48-1	Dibromochloromethane	ND	4.0	0.81	ug/kg	
75-71-8	Dichlorodifluoromethane	ND	4.0	0.81	ug/kg	
156-59-2	cis-1,2-Dichloroethylene	ND	4.0	1.2	ug/kg	
10061-01-5	cis-1,3-Dichloropropene	ND	4.0	1.2	ug/kg	
541-73-1	m-Dichlorobenzene	ND	4.0	1.2	ug/kg	
95-50-1	o-Dichlorobenzene	ND	4.0	1.2	ug/kg	
106-46-7	p-Dichlorobenzene	ND	4.0	1.2	ug/kg	

ND = Not detected      MDL - Method Detection Limit  
 RL = Reporting Limit  
 E = Indicates value exceeds calibration range

J = Indicates an estimated value  
 B = Indicates analyte found in associated method blank  
 N = Indicates presumptive evidence of a compound

## Report of Analysis

<b>Client Sample ID:</b>	M5-6.2	<b>Date Sampled:</b>	07/13/11
<b>Lab Sample ID:</b>	C16985-30	<b>Date Received:</b>	07/14/11
<b>Matrix:</b>	SO - Soil	<b>Percent Solids:</b>	n/a <sup>a</sup>
<b>Method:</b>	SW846 8260B		
<b>Project:</b>	Romic Soil Investigation(Romic EPA) - 2081 Bay Road,East Palo Alto,CA		

## VOA 8260 List

CAS No.	Compound	Result	RL	MDL	Units	Q
156-60-5	trans-1,2-Dichloroethylene	ND	4.0	1.2	ug/kg	
10061-02-6	trans-1,3-Dichloropropene	ND	4.0	1.2	ug/kg	
100-41-4	Ethylbenzene	ND	4.0	1.2	ug/kg	
637-92-3	Ethyl tert-Butyl Ether	ND	4.0	1.2	ug/kg	
591-78-6	2-Hexanone	ND	32	4.0	ug/kg	
87-68-3	Hexachlorobutadiene	ND	4.0	0.81	ug/kg	
98-82-8	Isopropylbenzene	ND	4.0	1.2	ug/kg	
99-87-6	p-Isopropyltoluene	ND	4.0	1.2	ug/kg	
108-10-1	4-Methyl-2-pentanone	ND	32	12	ug/kg	
74-83-9	Methyl bromide	ND	4.0	2.0	ug/kg	
74-87-3	Methyl chloride	ND	4.0	1.2	ug/kg	
74-95-3	Methylene bromide	ND	4.0	2.0	ug/kg	
75-09-2	Methylene chloride	ND	20	13	ug/kg	
78-93-3	Methyl ethyl ketone	ND	32	9.7	ug/kg	
1634-04-4	Methyl Tert Butyl Ether	ND	4.0	0.81	ug/kg	
91-20-3	Naphthalene	ND	4.0	1.2	ug/kg	
103-65-1	n-Propylbenzene	ND	4.0	1.2	ug/kg	
100-42-5	Styrene	ND	4.0	0.81	ug/kg	
994-05-8	Tert-Amyl Methyl Ether	ND	4.0	0.97	ug/kg	
75-65-0	Tert Butyl Alcohol	ND	32	8.1	ug/kg	
630-20-6	1,1,1,2-Tetrachloroethane	ND	4.0	0.81	ug/kg	
71-55-6	1,1,1-Trichloroethane	ND	4.0	1.2	ug/kg	
79-34-5	1,1,2,2-Tetrachloroethane	ND	4.0	0.81	ug/kg	
79-00-5	1,1,2-Trichloroethane	ND	4.0	0.81	ug/kg	
87-61-6	1,2,3-Trichlorobenzene	ND	4.0	1.2	ug/kg	
96-18-4	1,2,3-Trichloropropane	ND	4.0	1.2	ug/kg	
120-82-1	1,2,4-Trichlorobenzene	ND	4.0	1.2	ug/kg	
95-63-6	1,2,4-Trimethylbenzene	ND	4.0	1.2	ug/kg	
108-67-8	1,3,5-Trimethylbenzene	ND	4.0	1.2	ug/kg	
127-18-4	Tetrachloroethylene	ND	4.0	2.8	ug/kg	
108-88-3	Toluene	ND	4.0	1.2	ug/kg	
79-01-6	Trichloroethylene	ND	4.0	0.81	ug/kg	
75-69-4	Trichlorofluoromethane	ND	4.0	0.97	ug/kg	
75-01-4	Vinyl chloride	ND	4.0	2.0	ug/kg	
1330-20-7	Xylene (total)	ND	8.1	3.2	ug/kg	

CAS No.	Surrogate Recoveries	Run# 1	Run# 2	Limits
1868-53-7	Dibromofluoromethane	96%		60-130%
2037-26-5	Toluene-D8	91%		60-130%

ND = Not detected MDL - Method Detection Limit

RL = Reporting Limit

E = Indicates value exceeds calibration range

J = Indicates an estimated value

B = Indicates analyte found in associated method blank

N = Indicates presumptive evidence of a compound

## Report of Analysis

<b>Client Sample ID:</b> M5-6.2		
<b>Lab Sample ID:</b> C16985-30		<b>Date Sampled:</b> 07/13/11
<b>Matrix:</b> SO - Soil		<b>Date Received:</b> 07/14/11
<b>Method:</b> SW846 8260B		<b>Percent Solids:</b> n/a <sup>a</sup>
<b>Project:</b> Romic Soil Investigation(Romic EPA) - 2081 Bay Road, East Palo Alto, CA		

### VOA 8260 List

CAS No.	Surrogate Recoveries	Run# 1	Run# 2	Limits
460-00-4	4-Bromofluorobenzene	104%		60-130%

(a) All results reported on wet weight basis.

ND = Not detected      MDL - Method Detection Limit  
 RL = Reporting Limit  
 E = Indicates value exceeds calibration range

J = Indicates an estimated value  
 B = Indicates analyte found in associated method blank  
 N = Indicates presumptive evidence of a compound

## Report of Analysis

<b>Client Sample ID:</b> M5-6.2	<b>Date Sampled:</b> 07/13/11
<b>Lab Sample ID:</b> C16985-30	<b>Date Received:</b> 07/14/11
<b>Matrix:</b> SO - Soil	<b>Percent Solids:</b> n/a <sup>a</sup>
<b>Method:</b> SW846 8015B	
<b>Project:</b> Romic Soil Investigation(Romic EPA) - 2081 Bay Road, East Palo Alto, CA	

Run #	File ID	DF	Analyzed	By	Prep Date	Prep Batch	Analytical Batch
Run #1	JK21304.D	1	07/26/11	TT	n/a	n/a	GJK882
Run #2							

Run #	Initial Weight
Run #1	5.30 g
Run #2	

### TPH Volatiles

CAS No.	Compound	Result	RL	MDL	Units	Q
	TPH-GRO (C6-C10)	ND	0.094	0.047	mg/kg	

CAS No.	Surrogate Recoveries	Run# 1	Run# 2	Limits
98-08-8	aaa-Trifluorotoluene	87%		60-157%

(a) All results reported on wet weight basis.

ND = Not detected      MDL - Method Detection Limit  
 RL = Reporting Limit  
 E = Indicates value exceeds calibration range

J = Indicates an estimated value  
 B = Indicates analyte found in associated method blank  
 N = Indicates presumptive evidence of a compound

## Report of Analysis

<b>Client Sample ID:</b> M5-6.2		<b>Date Sampled:</b> 07/13/11
<b>Lab Sample ID:</b> C16985-30		<b>Date Received:</b> 07/14/11
<b>Matrix:</b> SO - Soil		<b>Percent Solids:</b> n/a <sup>a</sup>
<b>Method:</b> SW846 8015B M SW846 3545A		
<b>Project:</b> Romic Soil Investigation(Romic EPA) - 2081 Bay Road, East Palo Alto, CA		

Run #	File ID	DF	Analyzed	By	Prep Date	Prep Batch	Analytical Batch
Run #1	GG27037.D	1	07/24/11	JH	07/22/11	OP4277	GGG727
Run #2							

Run #	Initial Weight	Final Volume
Run #1	10.2 g	1.0 ml
Run #2		

### TPH Extractable w/ Silica Gel Cleanup

CAS No.	Compound	Result	RL	MDL	Units	Q
	TPH (C10-C28)	ND	9.8	4.9	mg/kg	
	TPH (> C28-C40)	ND	20	9.8	mg/kg	

CAS No.	Surrogate Recoveries	Run# 1	Run# 2	Limits
630-01-3	Hexacosane	57%		45-140%

(a) All results reported on wet weight basis.

ND = Not detected      MDL - Method Detection Limit  
 RL = Reporting Limit

J = Indicates an estimated value  
 B = Indicates analyte found in associated method blank  
 N = Indicates presumptive evidence of a compound

## Report of Analysis

<b>Client Sample ID:</b> M5-6.2	<b>Date Sampled:</b> 07/13/11
<b>Lab Sample ID:</b> C16985-30	<b>Date Received:</b> 07/14/11
<b>Matrix:</b> SO - Soil	<b>Percent Solids:</b> n/a <sup>a</sup>
<b>Project:</b> Romic Soil Investigation(Romic EPA) - 2081 Bay Road, East Palo Alto, CA	

### Metals Analysis

Analyte	Result	RL	Units	DF	Prep	Analyzed By	Method	Prep Method
Cadmium	1.3	0.93	mg/kg	1	07/16/11	07/19/11 RS	SW846 6010B <sup>1</sup>	SW846 3050B <sup>2</sup>
Chromium	33.6	0.93	mg/kg	1	07/16/11	07/19/11 RS	SW846 6010B <sup>1</sup>	SW846 3050B <sup>2</sup>
Lead <sup>b</sup>	< 3.8	3.8	mg/kg	1	07/16/11	07/19/11 RS	SW846 6010B <sup>1</sup>	SW846 3050B <sup>2</sup>

(1) Instrument QC Batch: MA1991

(2) Prep QC Batch: MP3717

(a) All results reported on wet weight basis.

(b) Elevated reporting limit(s) due to matrix interference.

RL = Reporting Limit

## Report of Analysis

<b>Client Sample ID:</b>	L6-0.9	<b>Date Sampled:</b>	07/13/11
<b>Lab Sample ID:</b>	C16985-31	<b>Date Received:</b>	07/14/11
<b>Matrix:</b>	SO - Soil	<b>Percent Solids:</b>	n/a <sup>a</sup>
<b>Method:</b>	SW846 8260B	<b>Project:</b> Romic Soil Investigation(Romic EPA) - 2081 Bay Road, East Palo Alto, CA	

Run #	File ID	DF	Analyzed	By	Prep Date	Prep Batch	Analytical Batch
Run #1	M25979.D	1	07/27/11	TN	n/a	n/a	VM828
Run #2							

Run #	Initial Weight
Run #1	6.53 g
Run #2	

## VOA 8260 List

CAS No.	Compound	Result	RL	MDL	Units	Q
67-64-1	Acetone	42.6	77	15	ug/kg	J
71-43-2	Benzene	ND	3.8	1.1	ug/kg	
108-86-1	Bromobenzene	ND	3.8	1.1	ug/kg	
74-97-5	Bromochloromethane	ND	3.8	1.1	ug/kg	
75-27-4	Bromodichloromethane	ND	3.8	0.77	ug/kg	
75-25-2	Bromoform	ND	3.8	0.77	ug/kg	
104-51-8	n-Butylbenzene	ND	3.8	1.1	ug/kg	
135-98-8	sec-Butylbenzene	ND	3.8	1.1	ug/kg	
98-06-6	tert-Butylbenzene	ND	3.8	1.1	ug/kg	
108-90-7	Chlorobenzene	ND	3.8	1.1	ug/kg	
75-00-3	Chloroethane	ND	3.8	1.1	ug/kg	
67-66-3	Chloroform	ND	3.8	1.1	ug/kg	
95-49-8	o-Chlorotoluene	ND	3.8	1.1	ug/kg	
106-43-4	p-Chlorotoluene	ND	3.8	1.1	ug/kg	
56-23-5	Carbon tetrachloride	ND	3.8	0.77	ug/kg	
75-34-3	1,1-Dichloroethane	ND	3.8	0.77	ug/kg	
75-35-4	1,1-Dichloroethylene	ND	3.8	1.1	ug/kg	
563-58-6	1,1-Dichloropropene	ND	3.8	1.1	ug/kg	
96-12-8	1,2-Dibromo-3-chloropropane	ND	3.8	0.77	ug/kg	
106-93-4	1,2-Dibromoethane	ND	3.8	0.77	ug/kg	
107-06-2	1,2-Dichloroethane	ND	3.8	1.1	ug/kg	
78-87-5	1,2-Dichloropropane	ND	3.8	1.1	ug/kg	
142-28-9	1,3-Dichloropropane	ND	3.8	1.1	ug/kg	
108-20-3	Di-Isopropyl ether	ND	3.8	1.1	ug/kg	
594-20-7	2,2-Dichloropropane	ND	3.8	1.1	ug/kg	
124-48-1	Dibromochloromethane	ND	3.8	0.77	ug/kg	
75-71-8	Dichlorodifluoromethane	ND	3.8	0.77	ug/kg	
156-59-2	cis-1,2-Dichloroethylene	2.0	3.8	1.1	ug/kg	J
10061-01-5	cis-1,3-Dichloropropene	ND	3.8	1.1	ug/kg	
541-73-1	m-Dichlorobenzene	ND	3.8	1.1	ug/kg	
95-50-1	o-Dichlorobenzene	ND	3.8	1.1	ug/kg	
106-46-7	p-Dichlorobenzene	ND	3.8	1.1	ug/kg	

ND = Not detected MDL - Method Detection Limit

RL = Reporting Limit

E = Indicates value exceeds calibration range

J = Indicates an estimated value

B = Indicates analyte found in associated method blank

N = Indicates presumptive evidence of a compound

## Report of Analysis

<b>Client Sample ID:</b>	L6-0.9	<b>Date Sampled:</b>	07/13/11
<b>Lab Sample ID:</b>	C16985-31	<b>Date Received:</b>	07/14/11
<b>Matrix:</b>	SO - Soil	<b>Percent Solids:</b>	n/a <sup>a</sup>
<b>Method:</b>	SW846 8260B	<b>Project:</b> Romic Soil Investigation(Romic EPA) - 2081 Bay Road,East Palo Alto,CA	

## VOA 8260 List

CAS No.	Compound	Result	RL	MDL	Units	Q
156-60-5	trans-1,2-Dichloroethylene	ND	3.8	1.1	ug/kg	
10061-02-6	trans-1,3-Dichloropropene	ND	3.8	1.1	ug/kg	
100-41-4	Ethylbenzene	ND	3.8	1.1	ug/kg	
637-92-3	Ethyl tert-Butyl Ether	ND	3.8	1.1	ug/kg	
591-78-6	2-Hexanone	ND	31	3.8	ug/kg	
87-68-3	Hexachlorobutadiene	ND	3.8	0.77	ug/kg	
98-82-8	Isopropylbenzene	ND	3.8	1.1	ug/kg	
99-87-6	p-Isopropyltoluene	ND	3.8	1.1	ug/kg	
108-10-1	4-Methyl-2-pentanone	ND	31	11	ug/kg	
74-83-9	Methyl bromide	ND	3.8	1.9	ug/kg	
74-87-3	Methyl chloride	ND	3.8	1.1	ug/kg	
74-95-3	Methylene bromide	ND	3.8	1.9	ug/kg	
75-09-2	Methylene chloride	ND	19	12	ug/kg	
78-93-3	Methyl ethyl ketone	ND	31	9.2	ug/kg	
1634-04-4	Methyl Tert Butyl Ether	ND	3.8	0.77	ug/kg	
91-20-3	Naphthalene	ND	3.8	1.1	ug/kg	
103-65-1	n-Propylbenzene	ND	3.8	1.1	ug/kg	
100-42-5	Styrene	ND	3.8	0.77	ug/kg	
994-05-8	Tert-Amyl Methyl Ether	ND	3.8	0.92	ug/kg	
75-65-0	Tert Butyl Alcohol	ND	31	7.7	ug/kg	
630-20-6	1,1,1,2-Tetrachloroethane	ND	3.8	0.77	ug/kg	
71-55-6	1,1,1-Trichloroethane	ND	3.8	1.1	ug/kg	
79-34-5	1,1,2,2-Tetrachloroethane	ND	3.8	0.77	ug/kg	
79-00-5	1,1,2-Trichloroethane	ND	3.8	0.77	ug/kg	
87-61-6	1,2,3-Trichlorobenzene	ND	3.8	1.1	ug/kg	
96-18-4	1,2,3-Trichloropropane	ND	3.8	1.1	ug/kg	
120-82-1	1,2,4-Trichlorobenzene	ND	3.8	1.1	ug/kg	
95-63-6	1,2,4-Trimethylbenzene	ND	3.8	1.1	ug/kg	
108-67-8	1,3,5-Trimethylbenzene	ND	3.8	1.1	ug/kg	
127-18-4	Tetrachloroethylene	ND	3.8	2.7	ug/kg	
108-88-3	Toluene	ND	3.8	1.1	ug/kg	
79-01-6	Trichloroethylene	ND	3.8	0.77	ug/kg	
75-69-4	Trichlorofluoromethane	ND	3.8	0.92	ug/kg	
75-01-4	Vinyl chloride	ND	3.8	1.9	ug/kg	
1330-20-7	Xylene (total)	ND	7.7	3.1	ug/kg	

CAS No.	Surrogate Recoveries	Run# 1	Run# 2	Limits
1868-53-7	Dibromofluoromethane	98%		60-130%
2037-26-5	Toluene-D8	93%		60-130%

ND = Not detected MDL - Method Detection Limit

RL = Reporting Limit

E = Indicates value exceeds calibration range

J = Indicates an estimated value

B = Indicates analyte found in associated method blank

N = Indicates presumptive evidence of a compound



## Report of Analysis

<b>Client Sample ID:</b> L6-0.9	
<b>Lab Sample ID:</b> C16985-31	<b>Date Sampled:</b> 07/13/11
<b>Matrix:</b> SO - Soil	<b>Date Received:</b> 07/14/11
<b>Method:</b> SW846 8260B	<b>Percent Solids:</b> n/a <sup>a</sup>
<b>Project:</b> Romic Soil Investigation(Romic EPA) - 2081 Bay Road, East Palo Alto, CA	

### VOA 8260 List

CAS No.	Surrogate Recoveries	Run# 1	Run# 2	Limits
460-00-4	4-Bromofluorobenzene	103%		60-130%

(a) All results reported on wet weight basis.

ND = Not detected      MDL - Method Detection Limit  
 RL = Reporting Limit  
 E = Indicates value exceeds calibration range

J = Indicates an estimated value  
 B = Indicates analyte found in associated method blank  
 N = Indicates presumptive evidence of a compound

## Report of Analysis

<b>Client Sample ID:</b>	L6-0.9	<b>Date Sampled:</b>	07/13/11
<b>Lab Sample ID:</b>	C16985-31	<b>Date Received:</b>	07/14/11
<b>Matrix:</b>	SO - Soil	<b>Percent Solids:</b>	n/a <sup>a</sup>
<b>Method:</b>	SW846 8270C SW846 3550B	<b>Project:</b> Romic Soil Investigation(Romic EPA) - 2081 Bay Road, East Palo Alto, CA	

Run #	File ID	DF	Analyzed	By	Prep Date	Prep Batch	Analytical Batch
Run #1 <sup>b</sup>	Y8864.D	10	07/18/11	MT	07/18/11	OP4247	EY423
Run #2							

Run #	Initial Weight	Final Volume
Run #1	10.2 g	1.0 ml
Run #2		

## ABN Full List

CAS No.	Compound	Result	RL	MDL	Units	Q
65-85-0	Benzoic acid	ND	9800	8700	ug/kg	
95-57-8	2-Chlorophenol	ND	9800	6700	ug/kg	
59-50-7	4-Chloro-3-methyl phenol	ND	4900	4100	ug/kg	
120-83-2	2,4-Dichlorophenol	ND	4900	1400	ug/kg	
105-67-9	2,4-Dimethylphenol	ND	4900	1500	ug/kg	
51-28-5	2,4-Dinitrophenol	ND	25000	8300	ug/kg	
534-52-1	4,6-Dinitro-o-cresol	ND	20000	10000	ug/kg	
95-48-7	2-Methylphenol	ND	4900	1700	ug/kg	
	3&4-Methylphenol	ND	4900	1500	ug/kg	
88-75-5	2-Nitrophenol	ND	4900	1300	ug/kg	
100-02-7	4-Nitrophenol	ND	20000	12000	ug/kg	
87-86-5	Pentachlorophenol	ND	4900	4100	ug/kg	
108-95-2	Phenol	ND	20000	13000	ug/kg	
95-95-4	2,4,5-Trichlorophenol	ND	4900	1200	ug/kg	
88-06-2	2,4,6-Trichlorophenol	ND	4900	1600	ug/kg	
83-32-9	Acenaphthene	ND	9800	4900	ug/kg	
208-96-8	Acenaphthylene	ND	4900	2000	ug/kg	
62-53-3	Aniline	ND	4900	1400	ug/kg	
120-12-7	Anthracene	ND	4900	980	ug/kg	
103-33-3	Azobenzene	ND	4900	1700	ug/kg	
92-87-5	Benzidine	ND	25000	7200	ug/kg	
56-55-3	Benzo(a)anthracene	ND	4900	690	ug/kg	
50-32-8	Benzo(a)pyrene	ND	4900	880	ug/kg	
205-99-2	Benzo(b)fluoranthene	ND	4900	590	ug/kg	
191-24-2	Benzo(g,h,i)perylene	ND	4900	1500	ug/kg	
207-08-9	Benzo(k)fluoranthene	ND	4900	1200	ug/kg	
101-55-3	4-Bromophenyl phenyl ether	ND	4900	1500	ug/kg	
85-68-7	Butyl benzyl phthalate	ND	4900	1100	ug/kg	
100-51-6	Benzyl Alcohol	ND	9800	1600	ug/kg	
91-58-7	2-Chloronaphthalene	ND	4900	1800	ug/kg	
106-47-8	4-Chloroaniline	ND	4900	1400	ug/kg	
86-74-8	Carbazole	ND	4900	780	ug/kg	

ND = Not detected MDL - Method Detection Limit

J = Indicates an estimated value

RL = Reporting Limit

B = Indicates analyte found in associated method blank

E = Indicates value exceeds calibration range

N = Indicates presumptive evidence of a compound

## Report of Analysis

<b>Client Sample ID:</b>	L6-0.9	<b>Date Sampled:</b>	07/13/11
<b>Lab Sample ID:</b>	C16985-31	<b>Date Received:</b>	07/14/11
<b>Matrix:</b>	SO - Soil	<b>Percent Solids:</b>	n/a <sup>a</sup>
<b>Method:</b>	SW846 8270C SW846 3550B		
<b>Project:</b>	Romic Soil Investigation(Romic EPA) - 2081 Bay Road,East Palo Alto,CA		

## ABN Full List

CAS No.	Compound	Result	RL	MDL	Units	Q
218-01-9	Chrysene	ND	4900	980	ug/kg	
111-91-1	bis(2-Chloroethoxy)methane	ND	4900	1800	ug/kg	
111-44-4	bis(2-Chloroethyl)ether	ND	4900	2300	ug/kg	
108-60-1	bis(2-Chloroisopropyl)ether	ND	4900	2600	ug/kg	
7005-72-3	4-Chlorophenyl phenyl ether	ND	4900	1900	ug/kg	
95-50-1	1,2-Dichlorobenzene	ND	4900	1600	ug/kg	
541-73-1	1,3-Dichlorobenzene	ND	4900	1500	ug/kg	
106-46-7	1,4-Dichlorobenzene	ND	4900	4100	ug/kg	
121-14-2	2,4-Dinitrotoluene	ND	4900	4500	ug/kg	
606-20-2	2,6-Dinitrotoluene	ND	9800	3100	ug/kg	
91-94-1	3,3'-Dichlorobenzidine	ND	25000	1400	ug/kg	
53-70-3	Dibenzo(a,h)anthracene	ND	4900	1300	ug/kg	
132-64-9	Dibenzofuran	ND	4900	1600	ug/kg	
122-39-4	Diphenylamine	ND	4900	1200	ug/kg	
84-74-2	Di-n-butyl phthalate	ND	4900	980	ug/kg	
117-84-0	Di-n-octyl phthalate	ND	4900	1300	ug/kg	
84-66-2	Diethyl phthalate	ND	4900	1700	ug/kg	
131-11-3	Dimethyl phthalate	ND	4900	1800	ug/kg	
117-81-7	bis(2-Ethylhexyl)phthalate	ND	4900	2200	ug/kg	
206-44-0	Fluoranthene	ND	4900	980	ug/kg	
86-73-7	Fluorene	ND	4900	1800	ug/kg	
118-74-1	Hexachlorobenzene	ND	4900	1300	ug/kg	
87-68-3	Hexachlorobutadiene	ND	4900	1900	ug/kg	
77-47-4	Hexachlorocyclopentadiene	ND	4900	1400	ug/kg	
67-72-1	Hexachloroethane	ND	4900	1600	ug/kg	
193-39-5	Indeno(1,2,3-cd)pyrene	ND	4900	1400	ug/kg	
78-59-1	Isophorone	ND	4900	1700	ug/kg	
90-12-0	1-Methylnaphthalene	ND	4900	1600	ug/kg	
91-57-6	2-Methylnaphthalene	ND	4900	1600	ug/kg	
88-74-4	2-Nitroaniline	ND	4900	1200	ug/kg	
99-09-2	3-Nitroaniline	ND	4900	1200	ug/kg	
100-01-6	4-Nitroaniline	ND	4900	2900	ug/kg	
91-20-3	Naphthalene	ND	4900	1700	ug/kg	
98-95-3	Nitrobenzene	ND	4900	1600	ug/kg	
62-75-9	N-Nitrosodimethylamine	ND	49000	22000	ug/kg	
621-64-7	N-Nitroso-di-n-propylamine	ND	9800	5400	ug/kg	
85-01-8	Phenanthrene	ND	4900	1100	ug/kg	
129-00-0	Pyrene	ND	9800	6700	ug/kg	
110-86-1	Pyridine	ND	20000	2200	ug/kg	
120-82-1	1,2,4-Trichlorobenzene	ND	4900	3300	ug/kg	

ND = Not detected MDL - Method Detection Limit

RL = Reporting Limit

E = Indicates value exceeds calibration range

J = Indicates an estimated value

B = Indicates analyte found in associated method blank

N = Indicates presumptive evidence of a compound

## Report of Analysis

<b>Client Sample ID:</b>	L6-0.9		<b>Date Sampled:</b>	07/13/11
<b>Lab Sample ID:</b>	C16985-31		<b>Date Received:</b>	07/14/11
<b>Matrix:</b>	SO - Soil		<b>Percent Solids:</b>	n/a <sup>a</sup>
<b>Method:</b>	SW846 8270C SW846 3550B			
<b>Project:</b>	Romic Soil Investigation(Romic EPA) - 2081 Bay Road, East Palo Alto, CA			

## ABN Full List

CAS No.	Surrogate Recoveries	Run# 1	Run# 2	Limits
367-12-4	2-Fluorophenol	70%		20-100%
4165-62-2	Phenol-d5	73%		20-100%
118-79-6	2,4,6-Tribromophenol	79%		30-100%
4165-60-0	Nitrobenzene-d5	69%		20-100%
321-60-8	2-Fluorobiphenyl	74%		20-106%
1718-51-0	Terphenyl-d14	109%		55-130%

(a) All results reported on wet weight basis.

(b) Dilution required due to matrix interference; extract was viscous and non-target Hydrocarbons.

ND = Not detected MDL - Method Detection Limit

RL = Reporting Limit

E = Indicates value exceeds calibration range

J = Indicates an estimated value

B = Indicates analyte found in associated method blank

N = Indicates presumptive evidence of a compound

## Report of Analysis

<b>Client Sample ID:</b> L6-0.9		<b>Date Sampled:</b> 07/13/11
<b>Lab Sample ID:</b> C16985-31		<b>Date Received:</b> 07/14/11
<b>Matrix:</b> SO - Soil		<b>Percent Solids:</b> n/a <sup>a</sup>
<b>Method:</b> SW846 8015B		
<b>Project:</b> Romic Soil Investigation(Romic EPA) - 2081 Bay Road, East Palo Alto, CA		

Run #	File ID	DF	Analyzed	By	Prep Date	Prep Batch	Analytical Batch
Run #1	JK21305.D	1	07/26/11	TT	n/a	n/a	GJK882
Run #2							

Run #	Initial Weight
Run #1	5.21 g
Run #2	

**TPH Volatiles**

CAS No.	Compound	Result	RL	MDL	Units	Q
	TPH-GRO (C6-C10)	ND	0.096	0.048	mg/kg	
CAS No.	Surrogate Recoveries	Run# 1	Run# 2	Limits		
98-08-8	aaa-Trifluorotoluene	91%		60-157%		

(a) All results reported on wet weight basis.

ND = Not detected      MDL - Method Detection Limit  
 RL = Reporting Limit  
 E = Indicates value exceeds calibration range

J = Indicates an estimated value  
 B = Indicates analyte found in associated method blank  
 N = Indicates presumptive evidence of a compound

## Report of Analysis

<b>Client Sample ID:</b> L6-0.9	
<b>Lab Sample ID:</b> C16985-31	<b>Date Sampled:</b> 07/13/11
<b>Matrix:</b> SO - Soil	<b>Date Received:</b> 07/14/11
<b>Method:</b> SW846 8081A SW846 3545A	<b>Percent Solids:</b> n/a <sup>a</sup>
<b>Project:</b> Romic Soil Investigation(Romic EPA) - 2081 Bay Road, East Palo Alto, CA	

	File ID	DF	Analyzed	By	Prep Date	Prep Batch	Analytical Batch
Run #1 <sup>b</sup>	OO22730.D	10	07/26/11	RV	07/16/11	OP4244	G00727
Run #2							

	Initial Weight	Final Volume
Run #1	10.1 g	10.0 ml
Run #2		

## Pesticide PPL List

CAS No.	Compound	Result	RL	MDL	Units	Q
309-00-2	Aldrin	ND	250	99	ug/kg	
319-84-6	alpha-BHC	ND	250	110	ug/kg	
319-85-7	beta-BHC	ND	250	35	ug/kg	
319-86-8	delta-BHC	ND	250	35	ug/kg	
58-89-9	gamma-BHC (Lindane)	ND	250	74	ug/kg	
12789-03-6	Chlordane	ND	990	990	ug/kg	
60-57-1	Dieldrin	ND	250	30	ug/kg	
72-54-8	4,4' -DDD	ND	250	35	ug/kg	
72-55-9	4,4' -DDE	ND	250	30	ug/kg	
50-29-3	4,4' -DDT	ND	250	30	ug/kg	
72-20-8	Endrin	ND	250	30	ug/kg	
7421-93-4	Endrin aldehyde	ND	250	59	ug/kg	
959-98-8	Endosulfan-I	ND	250	35	ug/kg	
33213-65-9	Endosulfan-II	ND	250	35	ug/kg	
1031-07-8	Endosulfan sulfate	ND	250	79	ug/kg	
76-44-8	Heptachlor	ND	250	59	ug/kg	
1024-57-3	Heptachlor epoxide	ND	250	40	ug/kg	
72-43-5	Methoxychlor	ND	250	35	ug/kg	
8001-35-2	Toxaphene	ND	990	990	ug/kg	

CAS No.	Surrogate Recoveries	Run# 1	Run# 2	Limits
877-09-8	Tetrachloro-m-xylene	76%		35-132%
877-09-8	Tetrachloro-m-xylene	85%		35-132%
2051-24-3	Decachlorobiphenyl	79%		35-132%
2051-24-3	Decachlorobiphenyl	92%		35-132%

(a) All results reported on wet weight basis.

(b) Reporting limits raised due to high concentration of PCB (Aroclor 1260) and non-target Hydrocarbons.

ND = Not detected MDL - Method Detection Limit

RL = Reporting Limit

E = Indicates value exceeds calibration range

J = Indicates an estimated value

B = Indicates analyte found in associated method blank

N = Indicates presumptive evidence of a compound

## Report of Analysis

<b>Client Sample ID:</b> L6-0.9		<b>Date Sampled:</b> 07/13/11
<b>Lab Sample ID:</b> C16985-31		<b>Date Received:</b> 07/14/11
<b>Matrix:</b> SO - Soil		<b>Percent Solids:</b> n/a <sup>a</sup>
<b>Method:</b> SW846 8082 SW846 3545A		
<b>Project:</b> Romic Soil Investigation(Romic EPA) - 2081 Bay Road, East Palo Alto, CA		

Run #1	File ID	DF	Analyzed	By	Prep Date	Prep Batch	Analytical Batch
Run #1	PP20189.D	1	07/19/11	RV	07/16/11	OP4243	GPP687
Run #2							

Run #1	Initial Weight	Final Volume
Run #1	10.1 g	10.0 ml
Run #2		

**PCB List**

CAS No.	Compound	Result	RL	MDL	Units	Q
12674-11-2	Aroclor 1016	ND	99	17	ug/kg	
11104-28-2	Aroclor 1221	ND	99	50	ug/kg	
11141-16-5	Aroclor 1232	ND	99	50	ug/kg	
53469-21-9	Aroclor 1242	ND	99	50	ug/kg	
12672-29-6	Aroclor 1248 <sup>b</sup>	222	99	50	ug/kg	
11097-69-1	Aroclor 1254 <sup>b</sup>	137	99	50	ug/kg	
11096-82-5	Aroclor 1260	ND	99	20	ug/kg	

CAS No.	Surrogate Recoveries	Run# 1	Run# 2	Limits
877-09-8	Tetrachloro-m-xylene	63%		45-108%
877-09-8	Tetrachloro-m-xylene	50%		45-108%
2051-24-3	Decachlorobiphenyl	86%		54-121%
2051-24-3	Decachlorobiphenyl	67%		54-121%

(a) All results reported on wet weight basis.

(b) Estimated value due to the presence of multiple overlapping Aroclor patterns.

ND = Not detected      MDL - Method Detection Limit  
 RL = Reporting Limit  
 E = Indicates value exceeds calibration range

J = Indicates an estimated value  
 B = Indicates analyte found in associated method blank  
 N = Indicates presumptive evidence of a compound

## Report of Analysis

<b>Client Sample ID:</b> L6-0.9		<b>Date Sampled:</b> 07/13/11
<b>Lab Sample ID:</b> C16985-31		<b>Date Received:</b> 07/14/11
<b>Matrix:</b> SO - Soil		<b>Percent Solids:</b> n/a <sup>a</sup>
<b>Method:</b> SW846 8015B M SW846 3545A		
<b>Project:</b> Romic Soil Investigation(Romic EPA) - 2081 Bay Road, East Palo Alto, CA		

Run #	File ID	DF	Analyzed	By	Prep Date	Prep Batch	Analytical Batch
Run #1	HH15599.D	20	07/28/11	JH	07/19/11	OP4261	GHH531
Run #2							

Run #	Initial Weight	Final Volume
Run #1	10.1 g	1.0 ml
Run #2		

### TPH Extractable w/ Silica Gel Cleanup

CAS No.	Compound	Result	RL	MDL	Units	Q
	TPH (C10-C28)	264	200	99	mg/kg	
	TPH (> C28-C40)	724	400	200	mg/kg	

CAS No.	Surrogate Recoveries	Run# 1	Run# 2	Limits
630-01-3	Hexacosane	69%		45-140%

(a) All results reported on wet weight basis.

ND = Not detected      MDL - Method Detection Limit  
 RL = Reporting Limit  
 E = Indicates value exceeds calibration range

J = Indicates an estimated value  
 B = Indicates analyte found in associated method blank  
 N = Indicates presumptive evidence of a compound



## Report of Analysis

<b>Client Sample ID:</b> L6-0.9	<b>Date Sampled:</b> 07/13/11
<b>Lab Sample ID:</b> C16985-31	<b>Date Received:</b> 07/14/11
<b>Matrix:</b> SO - Soil	<b>Percent Solids:</b> n/a <sup>a</sup>
<b>Project:</b> Romic Soil Investigation(Romic EPA) - 2081 Bay Road, East Palo Alto, CA	

## Metals Analysis

Analyte	Result	RL	Units	DF	Prep	Analyzed By	Method	Prep Method
Antimony	< 1.8	1.8	mg/kg	1	07/16/11	07/19/11 RS	SW846 6010B <sup>1</sup>	SW846 3050B <sup>3</sup>
Arsenic	3.7	1.8	mg/kg	1	07/16/11	07/19/11 RS	SW846 6010B <sup>1</sup>	SW846 3050B <sup>3</sup>
Barium	140	18	mg/kg	1	07/16/11	07/19/11 RS	SW846 6010B <sup>1</sup>	SW846 3050B <sup>3</sup>
Beryllium	< 0.89	0.89	mg/kg	1	07/16/11	07/19/11 RS	SW846 6010B <sup>1</sup>	SW846 3050B <sup>3</sup>
Cadmium	14.0	0.89	mg/kg	1	07/16/11	07/19/11 RS	SW846 6010B <sup>1</sup>	SW846 3050B <sup>3</sup>
Chromium	80.3	0.89	mg/kg	1	07/16/11	07/19/11 RS	SW846 6010B <sup>1</sup>	SW846 3050B <sup>3</sup>
Cobalt	16.3	0.89	mg/kg	1	07/16/11	07/19/11 RS	SW846 6010B <sup>1</sup>	SW846 3050B <sup>3</sup>
Copper	66.5	2.2	mg/kg	1	07/16/11	07/19/11 RS	SW846 6010B <sup>1</sup>	SW846 3050B <sup>3</sup>
Lead	52.5	1.8	mg/kg	1	07/16/11	07/19/11 RS	SW846 6010B <sup>1</sup>	SW846 3050B <sup>3</sup>
Mercury	0.090	0.038	mg/kg	1	07/18/11	07/19/11 RW	SW846 7471A <sup>2</sup>	SW846 7471A <sup>4</sup>
Molybdenum	< 1.8	1.8	mg/kg	1	07/16/11	07/19/11 RS	SW846 6010B <sup>1</sup>	SW846 3050B <sup>3</sup>
Nickel	52.7	0.89	mg/kg	1	07/16/11	07/19/11 RS	SW846 6010B <sup>1</sup>	SW846 3050B <sup>3</sup>
Selenium	< 1.8	1.8	mg/kg	1	07/16/11	07/19/11 RS	SW846 6010B <sup>1</sup>	SW846 3050B <sup>3</sup>
Silver <sup>b</sup>	< 2.7	2.7	mg/kg	3	07/16/11	07/19/11 RS	SW846 6010B <sup>1</sup>	SW846 3050B <sup>3</sup>
Thallium <sup>b</sup>	< 5.4	5.4	mg/kg	3	07/16/11	07/19/11 RS	SW846 6010B <sup>1</sup>	SW846 3050B <sup>3</sup>
Vanadium	75.8	0.89	mg/kg	1	07/16/11	07/19/11 RS	SW846 6010B <sup>1</sup>	SW846 3050B <sup>3</sup>
Zinc	97.9	1.8	mg/kg	1	07/16/11	07/19/11 RS	SW846 6010B <sup>1</sup>	SW846 3050B <sup>3</sup>

(1) Instrument QC Batch: MA1991

(2) Instrument QC Batch: MA1994

(3) Prep QC Batch: MP3717

(4) Prep QC Batch: MP3736

(a) All results reported on wet weight basis.

(b) Elevated reporting limit(s) due to matrix interference.

RL = Reporting Limit

## Report of Analysis

<b>Client Sample ID:</b>	L6-3.4	
<b>Lab Sample ID:</b>	C16985-32	<b>Date Sampled:</b> 07/13/11
<b>Matrix:</b>	SO - Soil	<b>Date Received:</b> 07/14/11
<b>Method:</b>	SW846 8260B	<b>Percent Solids:</b> n/a <sup>a</sup>
<b>Project:</b>	Romic Soil Investigation(Romic EPA) - 2081 Bay Road, East Palo Alto, CA	

	File ID	DF	Analyzed	By	Prep Date	Prep Batch	Analytical Batch
Run #1 <sup>b</sup>	M26012.D	1	07/28/11	TN	n/a	n/a	VM829
Run #2 <sup>c</sup>	M25980.D	1	07/27/11	TN	n/a	n/a	VM828

	Initial Weight	Final Volume	Methanol Aliquot
Run #1	6.84 g	5.0 ml	100 ul
Run #2	5.75 g		

## VOA 8260 List

CAS No.	Compound	Result	RL	MDL	Units	Q
67-64-1	Acetone	ND	3700	730	ug/kg	
71-43-2	Benzene	ND	180	55	ug/kg	
108-86-1	Bromobenzene	ND	180	55	ug/kg	
74-97-5	Bromochloromethane	ND	180	55	ug/kg	
75-27-4	Bromodichloromethane	ND	180	37	ug/kg	
75-25-2	Bromoform	ND	180	37	ug/kg	
104-51-8	n-Butylbenzene	208	180	55	ug/kg	
135-98-8	sec-Butylbenzene	94.0	180	55	ug/kg	J
98-06-6	tert-Butylbenzene	ND	180	55	ug/kg	
108-90-7	Chlorobenzene	ND	180	55	ug/kg	
75-00-3	Chloroethane	ND	180	55	ug/kg	
67-66-3	Chloroform	ND	180	55	ug/kg	
95-49-8	o-Chlorotoluene	ND	180	55	ug/kg	
106-43-4	p-Chlorotoluene	ND	180	55	ug/kg	
56-23-5	Carbon tetrachloride <sup>d</sup>	ND	180	37	ug/kg	
75-34-3	1,1-Dichloroethane	ND	180	37	ug/kg	
75-35-4	1,1-Dichloroethylene	ND	180	55	ug/kg	
563-58-6	1,1-Dichloropropene	ND	180	55	ug/kg	
96-12-8	1,2-Dibromo-3-chloropropane	ND	180	37	ug/kg	
106-93-4	1,2-Dibromoethane	ND	180	37	ug/kg	
107-06-2	1,2-Dichloroethane	ND	180	55	ug/kg	
78-87-5	1,2-Dichloropropane	ND	180	55	ug/kg	
142-28-9	1,3-Dichloropropane	ND	180	55	ug/kg	
108-20-3	Di-Isopropyl ether	ND	180	55	ug/kg	
594-20-7	2,2-Dichloropropane	ND	180	55	ug/kg	
124-48-1	Dibromochloromethane	ND	180	37	ug/kg	
75-71-8	Dichlorodifluoromethane	ND	180	37	ug/kg	
156-59-2	cis-1,2-Dichloroethylene	ND	180	55	ug/kg	
10061-01-5	cis-1,3-Dichloropropene	ND	180	55	ug/kg	
541-73-1	m-Dichlorobenzene	ND	180	55	ug/kg	
95-50-1	o-Dichlorobenzene	ND	180	55	ug/kg	
106-46-7	p-Dichlorobenzene	ND	180	55	ug/kg	

ND = Not detected MDL - Method Detection Limit

RL = Reporting Limit

E = Indicates value exceeds calibration range

J = Indicates an estimated value

B = Indicates analyte found in associated method blank

N = Indicates presumptive evidence of a compound

## Report of Analysis

<b>Client Sample ID:</b>	L6-3.4	<b>Date Sampled:</b>	07/13/11
<b>Lab Sample ID:</b>	C16985-32	<b>Date Received:</b>	07/14/11
<b>Matrix:</b>	SO - Soil	<b>Percent Solids:</b>	n/a <sup>a</sup>
<b>Method:</b>	SW846 8260B	<b>Project:</b> Romic Soil Investigation(Romic EPA) - 2081 Bay Road,East Palo Alto,CA	

## VOA 8260 List

CAS No.	Compound	Result	RL	MDL	Units	Q
156-60-5	trans-1,2-Dichloroethylene	ND	180	55	ug/kg	
10061-02-6	trans-1,3-Dichloropropene	ND	180	55	ug/kg	
100-41-4	Ethylbenzene	892	180	55	ug/kg	
637-92-3	Ethyl tert-Butyl Ether	ND	180	55	ug/kg	
591-78-6	2-Hexanone	ND	1500	180	ug/kg	
87-68-3	Hexachlorobutadiene	ND	180	37	ug/kg	
98-82-8	Isopropylbenzene	480	180	55	ug/kg	
99-87-6	p-Isopropyltoluene	288	180	55	ug/kg	
108-10-1	4-Methyl-2-pentanone	ND	1500	550	ug/kg	
74-83-9	Methyl bromide	ND	180	91	ug/kg	
74-87-3	Methyl chloride	ND	180	55	ug/kg	
74-95-3	Methylene bromide	ND	180	91	ug/kg	
75-09-2	Methylene chloride	ND	910	580	ug/kg	
78-93-3	Methyl ethyl ketone	ND	1500	440	ug/kg	
1634-04-4	Methyl Tert Butyl Ether	ND	180	37	ug/kg	
91-20-3	Naphthalene	152	180	55	ug/kg	J
103-65-1	n-Propylbenzene	650	180	55	ug/kg	
100-42-5	Styrene	ND	180	37	ug/kg	
994-05-8	Tert-Amyl Methyl Ether	ND	180	44	ug/kg	
75-65-0	Tert Butyl Alcohol	ND	1500	370	ug/kg	
630-20-6	1,1,1,2-Tetrachloroethane	ND	180	37	ug/kg	
71-55-6	1,1,1-Trichloroethane	ND	180	55	ug/kg	
79-34-5	1,1,2,2-Tetrachloroethane	ND	180	37	ug/kg	
79-00-5	1,1,2-Trichloroethane	ND	180	37	ug/kg	
87-61-6	1,2,3-Trichlorobenzene	ND	180	55	ug/kg	
96-18-4	1,2,3-Trichloropropane	ND	180	55	ug/kg	
120-82-1	1,2,4-Trichlorobenzene	ND	180	55	ug/kg	
95-63-6	1,2,4-Trimethylbenzene	2440	180	55	ug/kg	
108-67-8	1,3,5-Trimethylbenzene	436	180	55	ug/kg	
127-18-4	Tetrachloroethylene	ND	180	130	ug/kg	
108-88-3	Toluene	ND	180	55	ug/kg	
79-01-6	Trichloroethylene	ND	180	37	ug/kg	
75-69-4	Trichlorofluoromethane <sup>d</sup>	ND	180	44	ug/kg	
75-01-4	Vinyl chloride	ND	180	91	ug/kg	
1330-20-7	Xylene (total)	762	370	150	ug/kg	

CAS No.	Surrogate Recoveries	Run# 1	Run# 2	Limits
1868-53-7	Dibromofluoromethane	93%	98%	60-130%
2037-26-5	Toluene-D8	94%	117%	60-130%

ND = Not detected MDL - Method Detection Limit

RL = Reporting Limit

E = Indicates value exceeds calibration range

J = Indicates an estimated value

B = Indicates analyte found in associated method blank

N = Indicates presumptive evidence of a compound

## Report of Analysis

<b>Client Sample ID:</b>	L6-3.4	
<b>Lab Sample ID:</b>	C16985-32	<b>Date Sampled:</b> 07/13/11
<b>Matrix:</b>	SO - Soil	<b>Date Received:</b> 07/14/11
<b>Method:</b>	SW846 8260B	<b>Percent Solids:</b> n/a <sup>a</sup>
<b>Project:</b>	Romic Soil Investigation(Romic EPA) - 2081 Bay Road, East Palo Alto, CA	

### VOA 8260 List

CAS No.	Surrogate Recoveries	Run# 1	Run# 2	Limits
460-00-4	4-Bromofluorobenzene	109%	51% <sup>e</sup>	60-130%

- (a) All results reported on wet weight basis.
- (b) Sample analyzed past hold time due to need for reanalysis; originally analyzed within hold time.
- (c) Confirmation run.
- (d) CCV outside of control limits (biased high); not detected in sample.
- (e) Outside control limits due to matrix interference.

ND = Not detected      MDL - Method Detection Limit  
 RL = Reporting Limit  
 E = Indicates value exceeds calibration range

J = Indicates an estimated value  
 B = Indicates analyte found in associated method blank  
 N = Indicates presumptive evidence of a compound

## Report of Analysis

<b>Client Sample ID:</b>	L6-3.4	
<b>Lab Sample ID:</b>	C16985-32A	<b>Date Sampled:</b> 07/13/11
<b>Matrix:</b>	SO - Soil	<b>Date Received:</b> 07/14/11
<b>Method:</b>	SW846 8260B	<b>Percent Solids:</b> n/a <sup>a</sup>
<b>Project:</b>	Romic Soil Investigation(Romic EPA) - 2081 Bay Road, East Palo Alto, CA	

Run #1	File ID	DF	Analyzed	By	Prep Date	Prep Batch	Analytical Batch
Run #1	M25993.D	1	07/27/11	TN	n/a	n/a	VM828
Run #2							

Run #1	Initial Weight	Final Volume	Methanol Aliquot
Run #1	6.84 g	5.0 ml	100 ul
Run #2			

## VOA 8260 List

CAS No.	Compound	Result	RL	MDL	Units	Q
67-64-1	Acetone	ND	3700	730	ug/kg	
71-43-2	Benzene	ND	180	55	ug/kg	
108-86-1	Bromobenzene	ND	180	55	ug/kg	
74-97-5	Bromochloromethane	ND	180	55	ug/kg	
75-27-4	Bromodichloromethane	ND	180	37	ug/kg	
75-25-2	Bromoform	ND	180	37	ug/kg	
104-51-8	n-Butylbenzene	208	180	55	ug/kg	
135-98-8	sec-Butylbenzene	99.2	180	55	ug/kg	J
98-06-6	tert-Butylbenzene	ND	180	55	ug/kg	
108-90-7	Chlorobenzene	ND	180	55	ug/kg	
75-00-3	Chloroethane	ND	180	55	ug/kg	
67-66-3	Chloroform	ND	180	55	ug/kg	
95-49-8	o-Chlorotoluene	ND	180	55	ug/kg	
106-43-4	p-Chlorotoluene	ND	180	55	ug/kg	
56-23-5	Carbon tetrachloride	ND	180	37	ug/kg	
75-34-3	1,1-Dichloroethane	ND	180	37	ug/kg	
75-35-4	1,1-Dichloroethylene	ND	180	55	ug/kg	
563-58-6	1,1-Dichloropropene	ND	180	55	ug/kg	
96-12-8	1,2-Dibromo-3-chloropropane	ND	180	37	ug/kg	
106-93-4	1,2-Dibromoethane	ND	180	37	ug/kg	
107-06-2	1,2-Dichloroethane	ND	180	55	ug/kg	
78-87-5	1,2-Dichloropropane	ND	180	55	ug/kg	
142-28-9	1,3-Dichloropropane	ND	180	55	ug/kg	
108-20-3	Di-Isopropyl ether	ND	180	55	ug/kg	
594-20-7	2,2-Dichloropropane	ND	180	55	ug/kg	
124-48-1	Dibromochloromethane	ND	180	37	ug/kg	
75-71-8	Dichlorodifluoromethane	ND	180	37	ug/kg	
156-59-2	cis-1,2-Dichloroethylene	ND	180	55	ug/kg	
10061-01-5	cis-1,3-Dichloropropene	ND	180	55	ug/kg	
541-73-1	m-Dichlorobenzene	ND	180	55	ug/kg	
95-50-1	o-Dichlorobenzene	ND	180	55	ug/kg	
106-46-7	p-Dichlorobenzene	ND	180	55	ug/kg	

ND = Not detected MDL - Method Detection Limit

RL = Reporting Limit

E = Indicates value exceeds calibration range

J = Indicates an estimated value

B = Indicates analyte found in associated method blank

N = Indicates presumptive evidence of a compound

## Report of Analysis

<b>Client Sample ID:</b>	L6-3.4	<b>Date Sampled:</b>	07/13/11
<b>Lab Sample ID:</b>	C16985-32A	<b>Date Received:</b>	07/14/11
<b>Matrix:</b>	SO - Soil	<b>Percent Solids:</b>	n/a <sup>a</sup>
<b>Method:</b>	SW846 8260B		
<b>Project:</b>	Romic Soil Investigation(Romic EPA) - 2081 Bay Road,East Palo Alto,CA		

## VOA 8260 List

CAS No.	Compound	Result	RL	MDL	Units	Q
156-60-5	trans-1,2-Dichloroethylene	ND	180	55	ug/kg	
10061-02-6	trans-1,3-Dichloropropene	ND	180	55	ug/kg	
100-41-4	Ethylbenzene	910	180	55	ug/kg	
637-92-3	Ethyl tert-Butyl Ether	ND	180	55	ug/kg	
591-78-6	2-Hexanone	ND	1500	180	ug/kg	
87-68-3	Hexachlorobutadiene	ND	180	37	ug/kg	
98-82-8	Isopropylbenzene	482	180	55	ug/kg	
99-87-6	p-Isopropyltoluene	299	180	55	ug/kg	
108-10-1	4-Methyl-2-pentanone	ND	1500	550	ug/kg	
74-83-9	Methyl bromide	ND	180	91	ug/kg	
74-87-3	Methyl chloride	ND	180	55	ug/kg	
74-95-3	Methylene bromide	ND	180	91	ug/kg	
75-09-2	Methylene chloride	ND	910	580	ug/kg	
78-93-3	Methyl ethyl ketone	ND	1500	440	ug/kg	
1634-04-4	Methyl Tert Butyl Ether	ND	180	37	ug/kg	
91-20-3	Naphthalene	139	180	55	ug/kg	J
103-65-1	n-Propylbenzene	681	180	55	ug/kg	
100-42-5	Styrene	ND	180	37	ug/kg	
994-05-8	Tert-Amyl Methyl Ether	ND	180	44	ug/kg	
75-65-0	Tert Butyl Alcohol	ND	1500	370	ug/kg	
630-20-6	1,1,1,2-Tetrachloroethane	ND	180	37	ug/kg	
71-55-6	1,1,1-Trichloroethane	ND	180	55	ug/kg	
79-34-5	1,1,2,2-Tetrachloroethane	ND	180	37	ug/kg	
79-00-5	1,1,2-Trichloroethane	ND	180	37	ug/kg	
87-61-6	1,2,3-Trichlorobenzene	ND	180	55	ug/kg	
96-18-4	1,2,3-Trichloropropane	ND	180	55	ug/kg	
120-82-1	1,2,4-Trichlorobenzene	ND	180	55	ug/kg	
95-63-6	1,2,4-Trimethylbenzene	2510	180	55	ug/kg	
108-67-8	1,3,5-Trimethylbenzene	469	180	55	ug/kg	
127-18-4	Tetrachloroethylene	ND	180	130	ug/kg	
108-88-3	Toluene	ND	180	55	ug/kg	
79-01-6	Trichloroethylene	ND	180	37	ug/kg	
75-69-4	Trichlorofluoromethane	ND	180	44	ug/kg	
75-01-4	Vinyl chloride	ND	180	91	ug/kg	
1330-20-7	Xylene (total)	780	370	150	ug/kg	

CAS No.	Surrogate Recoveries	Run# 1	Run# 2	Limits
1868-53-7	Dibromofluoromethane	89%		60-130%
2037-26-5	Toluene-D8	98%		60-130%

ND = Not detected MDL - Method Detection Limit

RL = Reporting Limit

E = Indicates value exceeds calibration range

J = Indicates an estimated value

B = Indicates analyte found in associated method blank

N = Indicates presumptive evidence of a compound

## Report of Analysis

<b>Client Sample ID:</b> L6-3.4	
<b>Lab Sample ID:</b> C16985-32A	<b>Date Sampled:</b> 07/13/11
<b>Matrix:</b> SO - Soil	<b>Date Received:</b> 07/14/11
<b>Method:</b> SW846 8260B	<b>Percent Solids:</b> n/a <sup>a</sup>
<b>Project:</b> Romic Soil Investigation(Romic EPA) - 2081 Bay Road, East Palo Alto, CA	

### VOA 8260 List

CAS No.	Surrogate Recoveries	Run# 1	Run# 2	Limits
460-00-4	4-Bromofluorobenzene	96%		60-130%

(a) All results reported on wet weight basis.

ND = Not detected      MDL - Method Detection Limit  
 RL = Reporting Limit  
 E = Indicates value exceeds calibration range

J = Indicates an estimated value  
 B = Indicates analyte found in associated method blank  
 N = Indicates presumptive evidence of a compound

## Report of Analysis

<b>Client Sample ID:</b>	L6-6.4	<b>Date Sampled:</b>	07/13/11
<b>Lab Sample ID:</b>	C16985-33	<b>Date Received:</b>	07/14/11
<b>Matrix:</b>	SO - Soil	<b>Percent Solids:</b>	n/a <sup>a</sup>
<b>Method:</b>	SW846 8260B	<b>Project:</b> Romic Soil Investigation(Romic EPA) - 2081 Bay Road, East Palo Alto, CA	

Run #	File ID	DF	Analyzed	By	Prep Date	Prep Batch	Analytical Batch
Run #1	M25981.D	1	07/27/11	TN	n/a	n/a	VM828
Run #2							

Run #	Initial Weight
Run #1	6.27 g
Run #2	

## VOA 8260 List

CAS No.	Compound	Result	RL	MDL	Units	Q
67-64-1	Acetone	19.8	80	16	ug/kg	J
71-43-2	Benzene	ND	4.0	1.2	ug/kg	
108-86-1	Bromobenzene	ND	4.0	1.2	ug/kg	
74-97-5	Bromochloromethane	ND	4.0	1.2	ug/kg	
75-27-4	Bromodichloromethane	ND	4.0	0.80	ug/kg	
75-25-2	Bromoform	ND	4.0	0.80	ug/kg	
104-51-8	n-Butylbenzene	ND	4.0	1.2	ug/kg	
135-98-8	sec-Butylbenzene	ND	4.0	1.2	ug/kg	
98-06-6	tert-Butylbenzene	ND	4.0	1.2	ug/kg	
108-90-7	Chlorobenzene	28.9	4.0	1.2	ug/kg	
75-00-3	Chloroethane	ND	4.0	1.2	ug/kg	
67-66-3	Chloroform	ND	4.0	1.2	ug/kg	
95-49-8	o-Chlorotoluene	ND	4.0	1.2	ug/kg	
106-43-4	p-Chlorotoluene	ND	4.0	1.2	ug/kg	
56-23-5	Carbon tetrachloride	ND	4.0	0.80	ug/kg	
75-34-3	1,1-Dichloroethane	ND	4.0	0.80	ug/kg	
75-35-4	1,1-Dichloroethylene	ND	4.0	1.2	ug/kg	
563-58-6	1,1-Dichloropropene	ND	4.0	1.2	ug/kg	
96-12-8	1,2-Dibromo-3-chloropropane	ND	4.0	0.80	ug/kg	
106-93-4	1,2-Dibromoethane	ND	4.0	0.80	ug/kg	
107-06-2	1,2-Dichloroethane	ND	4.0	1.2	ug/kg	
78-87-5	1,2-Dichloropropane	ND	4.0	1.2	ug/kg	
142-28-9	1,3-Dichloropropane	ND	4.0	1.2	ug/kg	
108-20-3	Di-Isopropyl ether	ND	4.0	1.2	ug/kg	
594-20-7	2,2-Dichloropropane	ND	4.0	1.2	ug/kg	
124-48-1	Dibromochloromethane	ND	4.0	0.80	ug/kg	
75-71-8	Dichlorodifluoromethane	ND	4.0	0.80	ug/kg	
156-59-2	cis-1,2-Dichloroethylene	ND	4.0	1.2	ug/kg	
10061-01-5	cis-1,3-Dichloropropene	ND	4.0	1.2	ug/kg	
541-73-1	m-Dichlorobenzene	ND	4.0	1.2	ug/kg	
95-50-1	o-Dichlorobenzene	ND	4.0	1.2	ug/kg	
106-46-7	p-Dichlorobenzene	ND	4.0	1.2	ug/kg	

ND = Not detected MDL - Method Detection Limit

RL = Reporting Limit

E = Indicates value exceeds calibration range

J = Indicates an estimated value

B = Indicates analyte found in associated method blank

N = Indicates presumptive evidence of a compound



## Report of Analysis

<b>Client Sample ID:</b>	L6-6.4	<b>Date Sampled:</b>	07/13/11
<b>Lab Sample ID:</b>	C16985-33	<b>Date Received:</b>	07/14/11
<b>Matrix:</b>	SO - Soil	<b>Percent Solids:</b>	n/a <sup>a</sup>
<b>Method:</b>	SW846 8260B	<b>Project:</b> Romic Soil Investigation(Romic EPA) - 2081 Bay Road,East Palo Alto,CA	

## VOA 8260 List

CAS No.	Compound	Result	RL	MDL	Units	Q
156-60-5	trans-1,2-Dichloroethylene	ND	4.0	1.2	ug/kg	
10061-02-6	trans-1,3-Dichloropropene	ND	4.0	1.2	ug/kg	
100-41-4	Ethylbenzene	ND	4.0	1.2	ug/kg	
637-92-3	Ethyl tert-Butyl Ether	ND	4.0	1.2	ug/kg	
591-78-6	2-Hexanone	ND	32	4.0	ug/kg	
87-68-3	Hexachlorobutadiene	ND	4.0	0.80	ug/kg	
98-82-8	Isopropylbenzene	ND	4.0	1.2	ug/kg	
99-87-6	p-Isopropyltoluene	ND	4.0	1.2	ug/kg	
108-10-1	4-Methyl-2-pentanone	ND	32	12	ug/kg	
74-83-9	Methyl bromide	ND	4.0	2.0	ug/kg	
74-87-3	Methyl chloride	ND	4.0	1.2	ug/kg	
74-95-3	Methylene bromide	ND	4.0	2.0	ug/kg	
75-09-2	Methylene chloride	ND	20	13	ug/kg	
78-93-3	Methyl ethyl ketone	ND	32	9.6	ug/kg	
1634-04-4	Methyl Tert Butyl Ether	0.81	4.0	0.80	ug/kg	J
91-20-3	Naphthalene	ND	4.0	1.2	ug/kg	
103-65-1	n-Propylbenzene	ND	4.0	1.2	ug/kg	
100-42-5	Styrene	ND	4.0	0.80	ug/kg	
994-05-8	Tert-Amyl Methyl Ether	ND	4.0	0.96	ug/kg	
75-65-0	Tert Butyl Alcohol	ND	32	8.0	ug/kg	
630-20-6	1,1,1,2-Tetrachloroethane	ND	4.0	0.80	ug/kg	
71-55-6	1,1,1-Trichloroethane	ND	4.0	1.2	ug/kg	
79-34-5	1,1,2,2-Tetrachloroethane	ND	4.0	0.80	ug/kg	
79-00-5	1,1,2-Trichloroethane	ND	4.0	0.80	ug/kg	
87-61-6	1,2,3-Trichlorobenzene	ND	4.0	1.2	ug/kg	
96-18-4	1,2,3-Trichloropropane	ND	4.0	1.2	ug/kg	
120-82-1	1,2,4-Trichlorobenzene	ND	4.0	1.2	ug/kg	
95-63-6	1,2,4-Trimethylbenzene	1.3	4.0	1.2	ug/kg	J
108-67-8	1,3,5-Trimethylbenzene	ND	4.0	1.2	ug/kg	
127-18-4	Tetrachloroethylene	ND	4.0	2.8	ug/kg	
108-88-3	Toluene	ND	4.0	1.2	ug/kg	
79-01-6	Trichloroethylene	ND	4.0	0.80	ug/kg	
75-69-4	Trichlorofluoromethane	ND	4.0	0.96	ug/kg	
75-01-4	Vinyl chloride	ND	4.0	2.0	ug/kg	
1330-20-7	Xylene (total)	3.5	8.0	3.2	ug/kg	J

CAS No.	Surrogate Recoveries	Run# 1	Run# 2	Limits
1868-53-7	Dibromofluoromethane	88%		60-130%
2037-26-5	Toluene-D8	94%		60-130%

ND = Not detected MDL - Method Detection Limit

RL = Reporting Limit

E = Indicates value exceeds calibration range

J = Indicates an estimated value

B = Indicates analyte found in associated method blank

N = Indicates presumptive evidence of a compound

## Report of Analysis

<b>Client Sample ID:</b> L6-6.4	
<b>Lab Sample ID:</b> C16985-33	<b>Date Sampled:</b> 07/13/11
<b>Matrix:</b> SO - Soil	<b>Date Received:</b> 07/14/11
<b>Method:</b> SW846 8260B	<b>Percent Solids:</b> n/a <sup>a</sup>
<b>Project:</b> Romic Soil Investigation(Romic EPA) - 2081 Bay Road, East Palo Alto, CA	

### VOA 8260 List

CAS No.	Surrogate Recoveries	Run# 1	Run# 2	Limits
460-00-4	4-Bromofluorobenzene	103%		60-130%

(a) All results reported on wet weight basis.

ND = Not detected      MDL - Method Detection Limit  
 RL = Reporting Limit  
 E = Indicates value exceeds calibration range

J = Indicates an estimated value  
 B = Indicates analyte found in associated method blank  
 N = Indicates presumptive evidence of a compound

## Report of Analysis

<b>Client Sample ID:</b>	L7-3.2	<b>Date Sampled:</b>	07/13/11
<b>Lab Sample ID:</b>	C16985-34	<b>Date Received:</b>	07/14/11
<b>Matrix:</b>	SO - Soil	<b>Percent Solids:</b>	n/a <sup>a</sup>
<b>Method:</b>	SW846 8260B	<b>Project:</b> Romic Soil Investigation(Romic EPA) - 2081 Bay Road, East Palo Alto, CA	

Run #	File ID	DF	Analyzed	By	Prep Date	Prep Batch	Analytical Batch
Run #1	M25982.D	1	07/27/11	TN	n/a	n/a	VM828
Run #2							

Run #	Initial Weight
Run #1	6.21 g
Run #2	

## VOA 8260 List

CAS No.	Compound	Result	RL	MDL	Units	Q
67-64-1	Acetone	154	81	16	ug/kg	
71-43-2	Benzene	ND	4.0	1.2	ug/kg	
108-86-1	Bromobenzene	ND	4.0	1.2	ug/kg	
74-97-5	Bromochloromethane	ND	4.0	1.2	ug/kg	
75-27-4	Bromodichloromethane	ND	4.0	0.81	ug/kg	
75-25-2	Bromoform	ND	4.0	0.81	ug/kg	
104-51-8	n-Butylbenzene	2.6	4.0	1.2	ug/kg	J
135-98-8	sec-Butylbenzene	1.6	4.0	1.2	ug/kg	J
98-06-6	tert-Butylbenzene	ND	4.0	1.2	ug/kg	
108-90-7	Chlorobenzene	ND	4.0	1.2	ug/kg	
75-00-3	Chloroethane	ND	4.0	1.2	ug/kg	
67-66-3	Chloroform	ND	4.0	1.2	ug/kg	
95-49-8	o-Chlorotoluene	ND	4.0	1.2	ug/kg	
106-43-4	p-Chlorotoluene	ND	4.0	1.2	ug/kg	
56-23-5	Carbon tetrachloride	ND	4.0	0.81	ug/kg	
75-34-3	1,1-Dichloroethane	ND	4.0	0.81	ug/kg	
75-35-4	1,1-Dichloroethylene	ND	4.0	1.2	ug/kg	
563-58-6	1,1-Dichloropropene	ND	4.0	1.2	ug/kg	
96-12-8	1,2-Dibromo-3-chloropropane	ND	4.0	0.81	ug/kg	
106-93-4	1,2-Dibromoethane	ND	4.0	0.81	ug/kg	
107-06-2	1,2-Dichloroethane	ND	4.0	1.2	ug/kg	
78-87-5	1,2-Dichloropropane	ND	4.0	1.2	ug/kg	
142-28-9	1,3-Dichloropropane	ND	4.0	1.2	ug/kg	
108-20-3	Di-Isopropyl ether	ND	4.0	1.2	ug/kg	
594-20-7	2,2-Dichloropropane	ND	4.0	1.2	ug/kg	
124-48-1	Dibromochloromethane	ND	4.0	0.81	ug/kg	
75-71-8	Dichlorodifluoromethane	ND	4.0	0.81	ug/kg	
156-59-2	cis-1,2-Dichloroethylene	ND	4.0	1.2	ug/kg	
10061-01-5	cis-1,3-Dichloropropene	ND	4.0	1.2	ug/kg	
541-73-1	m-Dichlorobenzene	ND	4.0	1.2	ug/kg	
95-50-1	o-Dichlorobenzene	ND	4.0	1.2	ug/kg	
106-46-7	p-Dichlorobenzene	ND	4.0	1.2	ug/kg	

ND = Not detected MDL - Method Detection Limit

RL = Reporting Limit

E = Indicates value exceeds calibration range

J = Indicates an estimated value

B = Indicates analyte found in associated method blank

N = Indicates presumptive evidence of a compound

## Report of Analysis

<b>Client Sample ID:</b>	L7-3.2		
<b>Lab Sample ID:</b>	C16985-34	<b>Date Sampled:</b>	07/13/11
<b>Matrix:</b>	SO - Soil	<b>Date Received:</b>	07/14/11
<b>Method:</b>	SW846 8260B	<b>Percent Solids:</b>	n/a <sup>a</sup>
<b>Project:</b>	Romic Soil Investigation(Romic EPA) - 2081 Bay Road, East Palo Alto, CA		

## VOA 8260 List

CAS No.	Compound	Result	RL	MDL	Units	Q
156-60-5	trans-1,2-Dichloroethylene	ND	4.0	1.2	ug/kg	
10061-02-6	trans-1,3-Dichloropropene	ND	4.0	1.2	ug/kg	
100-41-4	Ethylbenzene	ND	4.0	1.2	ug/kg	
637-92-3	Ethyl tert-Butyl Ether	ND	4.0	1.2	ug/kg	
591-78-6	2-Hexanone	ND	32	4.0	ug/kg	
87-68-3	Hexachlorobutadiene	ND	4.0	0.81	ug/kg	
98-82-8	Isopropylbenzene	ND	4.0	1.2	ug/kg	
99-87-6	p-Isopropyltoluene	ND	4.0	1.2	ug/kg	
108-10-1	4-Methyl-2-pentanone	ND	32	12	ug/kg	
74-83-9	Methyl bromide	ND	4.0	2.0	ug/kg	
74-87-3	Methyl chloride	ND	4.0	1.2	ug/kg	
74-95-3	Methylene bromide	ND	4.0	2.0	ug/kg	
75-09-2	Methylene chloride	ND	20	13	ug/kg	
78-93-3	Methyl ethyl ketone	34.7	32	9.7	ug/kg	
1634-04-4	Methyl Tert Butyl Ether	ND	4.0	0.81	ug/kg	
91-20-3	Naphthalene	ND	4.0	1.2	ug/kg	
103-65-1	n-Propylbenzene	1.8	4.0	1.2	ug/kg	J
100-42-5	Styrene	ND	4.0	0.81	ug/kg	
994-05-8	Tert-Amyl Methyl Ether	ND	4.0	0.97	ug/kg	
75-65-0	Tert Butyl Alcohol	ND	32	8.1	ug/kg	
630-20-6	1,1,1,2-Tetrachloroethane	ND	4.0	0.81	ug/kg	
71-55-6	1,1,1-Trichloroethane	ND	4.0	1.2	ug/kg	
79-34-5	1,1,2,2-Tetrachloroethane	ND	4.0	0.81	ug/kg	
79-00-5	1,1,2-Trichloroethane	ND	4.0	0.81	ug/kg	
87-61-6	1,2,3-Trichlorobenzene	ND	4.0	1.2	ug/kg	
96-18-4	1,2,3-Trichloropropane	ND	4.0	1.2	ug/kg	
120-82-1	1,2,4-Trichlorobenzene	ND	4.0	1.2	ug/kg	
95-63-6	1,2,4-Trimethylbenzene	2.2	4.0	1.2	ug/kg	J
108-67-8	1,3,5-Trimethylbenzene	ND	4.0	1.2	ug/kg	
127-18-4	Tetrachloroethylene	ND	4.0	2.8	ug/kg	
108-88-3	Toluene	ND	4.0	1.2	ug/kg	
79-01-6	Trichloroethylene	ND	4.0	0.81	ug/kg	
75-69-4	Trichlorofluoromethane	ND	4.0	0.97	ug/kg	
75-01-4	Vinyl chloride	ND	4.0	2.0	ug/kg	
1330-20-7	Xylene (total)	ND	8.1	3.2	ug/kg	

CAS No.	Surrogate Recoveries	Run# 1	Run# 2	Limits
1868-53-7	Dibromofluoromethane	89%		60-130%
2037-26-5	Toluene-D8	101%		60-130%

ND = Not detected MDL - Method Detection Limit

RL = Reporting Limit

E = Indicates value exceeds calibration range

J = Indicates an estimated value

B = Indicates analyte found in associated method blank

N = Indicates presumptive evidence of a compound

## Report of Analysis

<b>Client Sample ID:</b> L7-3.2		
<b>Lab Sample ID:</b> C16985-34		<b>Date Sampled:</b> 07/13/11
<b>Matrix:</b> SO - Soil		<b>Date Received:</b> 07/14/11
<b>Method:</b> SW846 8260B		<b>Percent Solids:</b> n/a <sup>a</sup>
<b>Project:</b> Romic Soil Investigation(Romic EPA) - 2081 Bay Road, East Palo Alto, CA		

### VOA 8260 List

CAS No.	Surrogate Recoveries	Run# 1	Run# 2	Limits
460-00-4	4-Bromofluorobenzene	105%		60-130%

(a) All results reported on wet weight basis.

ND = Not detected      MDL - Method Detection Limit  
 RL = Reporting Limit  
 E = Indicates value exceeds calibration range

J = Indicates an estimated value  
 B = Indicates analyte found in associated method blank  
 N = Indicates presumptive evidence of a compound

## Report of Analysis

<b>Client Sample ID:</b>	L7-6.2	<b>Date Sampled:</b>	07/13/11
<b>Lab Sample ID:</b>	C16985-35	<b>Date Received:</b>	07/14/11
<b>Matrix:</b>	SO - Soil	<b>Percent Solids:</b>	n/a <sup>a</sup>
<b>Method:</b>	SW846 8260B	<b>Project:</b> Romic Soil Investigation(Romic EPA) - 2081 Bay Road, East Palo Alto, CA	

Run #	File ID	DF	Analyzed	By	Prep Date	Prep Batch	Analytical Batch
Run #1	M25983.D	1	07/27/11	TN	n/a	n/a	VM828
Run #2							

Run #	Initial Weight
Run #1	6.32 g
Run #2	

## VOA 8260 List

CAS No.	Compound	Result	RL	MDL	Units	Q
67-64-1	Acetone	19.1	79	16	ug/kg	J
71-43-2	Benzene	ND	4.0	1.2	ug/kg	
108-86-1	Bromobenzene	ND	4.0	1.2	ug/kg	
74-97-5	Bromochloromethane	ND	4.0	1.2	ug/kg	
75-27-4	Bromodichloromethane	ND	4.0	0.79	ug/kg	
75-25-2	Bromoform	ND	4.0	0.79	ug/kg	
104-51-8	n-Butylbenzene	ND	4.0	1.2	ug/kg	
135-98-8	sec-Butylbenzene	ND	4.0	1.2	ug/kg	
98-06-6	tert-Butylbenzene	ND	4.0	1.2	ug/kg	
108-90-7	Chlorobenzene	ND	4.0	1.2	ug/kg	
75-00-3	Chloroethane	ND	4.0	1.2	ug/kg	
67-66-3	Chloroform	ND	4.0	1.2	ug/kg	
95-49-8	o-Chlorotoluene	ND	4.0	1.2	ug/kg	
106-43-4	p-Chlorotoluene	ND	4.0	1.2	ug/kg	
56-23-5	Carbon tetrachloride	ND	4.0	0.79	ug/kg	
75-34-3	1,1-Dichloroethane	ND	4.0	0.79	ug/kg	
75-35-4	1,1-Dichloroethylene	ND	4.0	1.2	ug/kg	
563-58-6	1,1-Dichloropropene	ND	4.0	1.2	ug/kg	
96-12-8	1,2-Dibromo-3-chloropropane	ND	4.0	0.79	ug/kg	
106-93-4	1,2-Dibromoethane	ND	4.0	0.79	ug/kg	
107-06-2	1,2-Dichloroethane	ND	4.0	1.2	ug/kg	
78-87-5	1,2-Dichloropropane	ND	4.0	1.2	ug/kg	
142-28-9	1,3-Dichloropropane	ND	4.0	1.2	ug/kg	
108-20-3	Di-Isopropyl ether	ND	4.0	1.2	ug/kg	
594-20-7	2,2-Dichloropropane	ND	4.0	1.2	ug/kg	
124-48-1	Dibromochloromethane	ND	4.0	0.79	ug/kg	
75-71-8	Dichlorodifluoromethane	ND	4.0	0.79	ug/kg	
156-59-2	cis-1,2-Dichloroethylene	ND	4.0	1.2	ug/kg	
10061-01-5	cis-1,3-Dichloropropene	ND	4.0	1.2	ug/kg	
541-73-1	m-Dichlorobenzene	ND	4.0	1.2	ug/kg	
95-50-1	o-Dichlorobenzene	ND	4.0	1.2	ug/kg	
106-46-7	p-Dichlorobenzene	ND	4.0	1.2	ug/kg	

ND = Not detected MDL - Method Detection Limit

RL = Reporting Limit

E = Indicates value exceeds calibration range

J = Indicates an estimated value

B = Indicates analyte found in associated method blank

N = Indicates presumptive evidence of a compound

## Report of Analysis

<b>Client Sample ID:</b>	L7-6.2	<b>Date Sampled:</b>	07/13/11
<b>Lab Sample ID:</b>	C16985-35	<b>Date Received:</b>	07/14/11
<b>Matrix:</b>	SO - Soil	<b>Percent Solids:</b>	n/a <sup>a</sup>
<b>Method:</b>	SW846 8260B	<b>Project:</b> Romic Soil Investigation(Romic EPA) - 2081 Bay Road, East Palo Alto, CA	

**VOA 8260 List**

CAS No.	Compound	Result	RL	MDL	Units	Q
156-60-5	trans-1,2-Dichloroethylene	ND	4.0	1.2	ug/kg	
10061-02-6	trans-1,3-Dichloropropene	ND	4.0	1.2	ug/kg	
100-41-4	Ethylbenzene	ND	4.0	1.2	ug/kg	
637-92-3	Ethyl tert-Butyl Ether	ND	4.0	1.2	ug/kg	
591-78-6	2-Hexanone	ND	32	4.0	ug/kg	
87-68-3	Hexachlorobutadiene	ND	4.0	0.79	ug/kg	
98-82-8	Isopropylbenzene	ND	4.0	1.2	ug/kg	
99-87-6	p-Isopropyltoluene	ND	4.0	1.2	ug/kg	
108-10-1	4-Methyl-2-pentanone	ND	32	12	ug/kg	
74-83-9	Methyl bromide	ND	4.0	2.0	ug/kg	
74-87-3	Methyl chloride	ND	4.0	1.2	ug/kg	
74-95-3	Methylene bromide	ND	4.0	2.0	ug/kg	
75-09-2	Methylene chloride	ND	20	13	ug/kg	
78-93-3	Methyl ethyl ketone	ND	32	9.5	ug/kg	
1634-04-4	Methyl Tert Butyl Ether	ND	4.0	0.79	ug/kg	
91-20-3	Naphthalene	ND	4.0	1.2	ug/kg	
103-65-1	n-Propylbenzene	ND	4.0	1.2	ug/kg	
100-42-5	Styrene	ND	4.0	0.79	ug/kg	
994-05-8	Tert-Amyl Methyl Ether	ND	4.0	0.95	ug/kg	
75-65-0	Tert Butyl Alcohol	ND	32	7.9	ug/kg	
630-20-6	1,1,1,2-Tetrachloroethane	ND	4.0	0.79	ug/kg	
71-55-6	1,1,1-Trichloroethane	ND	4.0	1.2	ug/kg	
79-34-5	1,1,2,2-Tetrachloroethane	ND	4.0	0.79	ug/kg	
79-00-5	1,1,2-Trichloroethane	ND	4.0	0.79	ug/kg	
87-61-6	1,2,3-Trichlorobenzene	ND	4.0	1.2	ug/kg	
96-18-4	1,2,3-Trichloropropane	ND	4.0	1.2	ug/kg	
120-82-1	1,2,4-Trichlorobenzene	ND	4.0	1.2	ug/kg	
95-63-6	1,2,4-Trimethylbenzene	ND	4.0	1.2	ug/kg	
108-67-8	1,3,5-Trimethylbenzene	ND	4.0	1.2	ug/kg	
127-18-4	Tetrachloroethylene	ND	4.0	2.8	ug/kg	
108-88-3	Toluene	ND	4.0	1.2	ug/kg	
79-01-6	Trichloroethylene	ND	4.0	0.79	ug/kg	
75-69-4	Trichlorofluoromethane	ND	4.0	0.95	ug/kg	
75-01-4	Vinyl chloride	ND	4.0	2.0	ug/kg	
1330-20-7	Xylene (total)	ND	7.9	3.2	ug/kg	

CAS No.	Surrogate Recoveries	Run# 1	Run# 2	Limits
1868-53-7	Dibromofluoromethane	92%		60-130%
2037-26-5	Toluene-D8	89%		60-130%

ND = Not detected      MDL - Method Detection Limit  
 RL = Reporting Limit  
 E = Indicates value exceeds calibration range

J = Indicates an estimated value  
 B = Indicates analyte found in associated method blank  
 N = Indicates presumptive evidence of a compound

## Report of Analysis

<b>Client Sample ID:</b> L7-6.2	
<b>Lab Sample ID:</b> C16985-35	<b>Date Sampled:</b> 07/13/11
<b>Matrix:</b> SO - Soil	<b>Date Received:</b> 07/14/11
<b>Method:</b> SW846 8260B	<b>Percent Solids:</b> n/a <sup>a</sup>
<b>Project:</b> Romic Soil Investigation(Romic EPA) - 2081 Bay Road, East Palo Alto, CA	

### VOA 8260 List

CAS No.	Surrogate Recoveries	Run# 1	Run# 2	Limits
460-00-4	4-Bromofluorobenzene	101%		60-130%

(a) All results reported on wet weight basis.

ND = Not detected      MDL - Method Detection Limit  
 RL = Reporting Limit  
 E = Indicates value exceeds calibration range

J = Indicates an estimated value  
 B = Indicates analyte found in associated method blank  
 N = Indicates presumptive evidence of a compound



## Report of Analysis

<b>Client Sample ID:</b>	PQ4,5-1.0	<b>Date Sampled:</b>	07/13/11
<b>Lab Sample ID:</b>	C16985-36	<b>Date Received:</b>	07/14/11
<b>Matrix:</b>	SO - Soil	<b>Percent Solids:</b>	n/a <sup>a</sup>
<b>Method:</b>	SW846 8260B	<b>Project:</b> Romic Soil Investigation(Romic EPA) - 2081 Bay Road,East Palo Alto,CA	

Run #	File ID	DF	Analyzed	By	Prep Date	Prep Batch	Analytical Batch
Run #1	M25984.D	1	07/27/11	TN	n/a	n/a	VM828
Run #2							

Run #	Initial Weight
Run #1	3.55 g
Run #2	

## VOA 8260 List

CAS No.	Compound	Result	RL	MDL	Units	Q
67-64-1	Acetone	ND	140	28	ug/kg	
71-43-2	Benzene	ND	7.0	2.1	ug/kg	
108-86-1	Bromobenzene	ND	7.0	2.1	ug/kg	
74-97-5	Bromochloromethane	ND	7.0	2.1	ug/kg	
75-27-4	Bromodichloromethane	ND	7.0	1.4	ug/kg	
75-25-2	Bromoform	ND	7.0	1.4	ug/kg	
104-51-8	n-Butylbenzene	ND	7.0	2.1	ug/kg	
135-98-8	sec-Butylbenzene	ND	7.0	2.1	ug/kg	
98-06-6	tert-Butylbenzene	ND	7.0	2.1	ug/kg	
108-90-7	Chlorobenzene	ND	7.0	2.1	ug/kg	
75-00-3	Chloroethane	ND	7.0	2.1	ug/kg	
67-66-3	Chloroform	ND	7.0	2.1	ug/kg	
95-49-8	o-Chlorotoluene	ND	7.0	2.1	ug/kg	
106-43-4	p-Chlorotoluene	ND	7.0	2.1	ug/kg	
56-23-5	Carbon tetrachloride	ND	7.0	1.4	ug/kg	
75-34-3	1,1-Dichloroethane	ND	7.0	1.4	ug/kg	
75-35-4	1,1-Dichloroethylene	ND	7.0	2.1	ug/kg	
563-58-6	1,1-Dichloropropene	ND	7.0	2.1	ug/kg	
96-12-8	1,2-Dibromo-3-chloropropane	ND	7.0	1.4	ug/kg	
106-93-4	1,2-Dibromoethane	ND	7.0	1.4	ug/kg	
107-06-2	1,2-Dichloroethane	ND	7.0	2.1	ug/kg	
78-87-5	1,2-Dichloropropane	ND	7.0	2.1	ug/kg	
142-28-9	1,3-Dichloropropane	ND	7.0	2.1	ug/kg	
108-20-3	Di-Isopropyl ether	ND	7.0	2.1	ug/kg	
594-20-7	2,2-Dichloropropane	ND	7.0	2.1	ug/kg	
124-48-1	Dibromochloromethane	ND	7.0	1.4	ug/kg	
75-71-8	Dichlorodifluoromethane	ND	7.0	1.4	ug/kg	
156-59-2	cis-1,2-Dichloroethylene	ND	7.0	2.1	ug/kg	
10061-01-5	cis-1,3-Dichloropropene	ND	7.0	2.1	ug/kg	
541-73-1	m-Dichlorobenzene	ND	7.0	2.1	ug/kg	
95-50-1	o-Dichlorobenzene	ND	7.0	2.1	ug/kg	
106-46-7	p-Dichlorobenzene	ND	7.0	2.1	ug/kg	

ND = Not detected MDL - Method Detection Limit

RL = Reporting Limit

E = Indicates value exceeds calibration range

J = Indicates an estimated value

B = Indicates analyte found in associated method blank

N = Indicates presumptive evidence of a compound

## Report of Analysis

<b>Client Sample ID:</b>	PQ4,5-1.0	<b>Date Sampled:</b>	07/13/11
<b>Lab Sample ID:</b>	C16985-36	<b>Date Received:</b>	07/14/11
<b>Matrix:</b>	SO - Soil	<b>Percent Solids:</b>	n/a <sup>a</sup>
<b>Method:</b>	SW846 8260B	<b>Project:</b> Romc Soil Investigation(Romc EPA) - 2081 Bay Road,East Palo Alto,CA	

## VOA 8260 List

CAS No.	Compound	Result	RL	MDL	Units	Q
156-60-5	trans-1,2-Dichloroethylene	ND	7.0	2.1	ug/kg	
10061-02-6	trans-1,3-Dichloropropene	ND	7.0	2.1	ug/kg	
100-41-4	Ethylbenzene	ND	7.0	2.1	ug/kg	
637-92-3	Ethyl tert-Butyl Ether	ND	7.0	2.1	ug/kg	
591-78-6	2-Hexanone	ND	56	7.0	ug/kg	
87-68-3	Hexachlorobutadiene	ND	7.0	1.4	ug/kg	
98-82-8	Isopropylbenzene	ND	7.0	2.1	ug/kg	
99-87-6	p-Isopropyltoluene	ND	7.0	2.1	ug/kg	
108-10-1	4-Methyl-2-pentanone	ND	56	21	ug/kg	
74-83-9	Methyl bromide	ND	7.0	3.5	ug/kg	
74-87-3	Methyl chloride	ND	7.0	2.1	ug/kg	
74-95-3	Methylene bromide	ND	7.0	3.5	ug/kg	
75-09-2	Methylene chloride	ND	35	23	ug/kg	
78-93-3	Methyl ethyl ketone	ND	56	17	ug/kg	
1634-04-4	Methyl Tert Butyl Ether	ND	7.0	1.4	ug/kg	
91-20-3	Naphthalene	ND	7.0	2.1	ug/kg	
103-65-1	n-Propylbenzene	ND	7.0	2.1	ug/kg	
100-42-5	Styrene	ND	7.0	1.4	ug/kg	
994-05-8	Tert-Amyl Methyl Ether	ND	7.0	1.7	ug/kg	
75-65-0	Tert Butyl Alcohol	ND	56	14	ug/kg	
630-20-6	1,1,1,2-Tetrachloroethane	ND	7.0	1.4	ug/kg	
71-55-6	1,1,1-Trichloroethane	ND	7.0	2.1	ug/kg	
79-34-5	1,1,2,2-Tetrachloroethane	ND	7.0	1.4	ug/kg	
79-00-5	1,1,2-Trichloroethane	ND	7.0	1.4	ug/kg	
87-61-6	1,2,3-Trichlorobenzene	ND	7.0	2.1	ug/kg	
96-18-4	1,2,3-Trichloropropane	ND	7.0	2.1	ug/kg	
120-82-1	1,2,4-Trichlorobenzene	ND	7.0	2.1	ug/kg	
95-63-6	1,2,4-Trimethylbenzene	ND	7.0	2.1	ug/kg	
108-67-8	1,3,5-Trimethylbenzene	ND	7.0	2.1	ug/kg	
127-18-4	Tetrachloroethylene	ND	7.0	4.9	ug/kg	
108-88-3	Toluene	ND	7.0	2.1	ug/kg	
79-01-6	Trichloroethylene	ND	7.0	1.4	ug/kg	
75-69-4	Trichlorofluoromethane	ND	7.0	1.7	ug/kg	
75-01-4	Vinyl chloride	ND	7.0	3.5	ug/kg	
1330-20-7	Xylene (total)	ND	14	5.6	ug/kg	

CAS No.	Surrogate Recoveries	Run# 1	Run# 2	Limits
1868-53-7	Dibromofluoromethane	89%		60-130%
2037-26-5	Toluene-D8	92%		60-130%

ND = Not detected MDL - Method Detection Limit

RL = Reporting Limit

E = Indicates value exceeds calibration range

J = Indicates an estimated value

B = Indicates analyte found in associated method blank

N = Indicates presumptive evidence of a compound

## Report of Analysis

<b>Client Sample ID:</b>	PQ4,5-1.0	<b>Date Sampled:</b>	07/13/11
<b>Lab Sample ID:</b>	C16985-36	<b>Date Received:</b>	07/14/11
<b>Matrix:</b>	SO - Soil	<b>Percent Solids:</b>	n/a <sup>a</sup>
<b>Method:</b>	SW846 8260B	<b>Project:</b> Romic Soil Investigation(Romic EPA) - 2081 Bay Road,East Palo Alto,CA	

### VOA 8260 List

CAS No.	Surrogate Recoveries	Run# 1	Run# 2	Limits
460-00-4	4-Bromofluorobenzene	97%		60-130%

(a) All results reported on wet weight basis.

ND = Not detected      MDL - Method Detection Limit  
 RL = Reporting Limit  
 E = Indicates value exceeds calibration range

J = Indicates an estimated value  
 B = Indicates analyte found in associated method blank  
 N = Indicates presumptive evidence of a compound

## Report of Analysis

<b>Client Sample ID:</b>	PQ4,5-1.0	<b>Date Sampled:</b>	07/13/11
<b>Lab Sample ID:</b>	C16985-36	<b>Date Received:</b>	07/14/11
<b>Matrix:</b>	SO - Soil	<b>Percent Solids:</b>	n/a <sup>a</sup>
<b>Method:</b>	SW846 8270C SW846 3550B	<b>Project:</b> Romic Soil Investigation(Romic EPA) - 2081 Bay Road,East Palo Alto,CA	

Run #1	File ID	DF	Analyzed	By	Prep Date	Prep Batch	Analytical Batch
Run #1	Y8867.D	1	07/18/11	MT	07/18/11	OP4247	EY423
Run #2							

Run #1	Initial Weight	Final Volume
Run #1	10.0 g	1.0 ml
Run #2		

## ABN Full List

CAS No.	Compound	Result	RL	MDL	Units	Q
65-85-0	Benzoic acid	ND	1000	890	ug/kg	
95-57-8	2-Chlorophenol	ND	1000	680	ug/kg	
59-50-7	4-Chloro-3-methyl phenol	ND	500	420	ug/kg	
120-83-2	2,4-Dichlorophenol	ND	500	140	ug/kg	
105-67-9	2,4-Dimethylphenol	ND	500	150	ug/kg	
51-28-5	2,4-Dinitrophenol	ND	2500	850	ug/kg	
534-52-1	4,6-Dinitro-o-cresol	ND	2000	1000	ug/kg	
95-48-7	2-Methylphenol	ND	500	170	ug/kg	
	3&4-Methylphenol	ND	500	150	ug/kg	
88-75-5	2-Nitrophenol	ND	500	130	ug/kg	
100-02-7	4-Nitrophenol	ND	2000	1200	ug/kg	
87-86-5	Pentachlorophenol	ND	500	420	ug/kg	
108-95-2	Phenol	ND	2000	1300	ug/kg	
95-95-4	2,4,5-Trichlorophenol	ND	500	120	ug/kg	
88-06-2	2,4,6-Trichlorophenol	ND	500	160	ug/kg	
83-32-9	Acenaphthene	ND	1000	500	ug/kg	
208-96-8	Acenaphthylene	ND	500	200	ug/kg	
62-53-3	Aniline	ND	500	140	ug/kg	
120-12-7	Anthracene	ND	500	100	ug/kg	
103-33-3	Azobenzene	ND	500	170	ug/kg	
92-87-5	Benzidine	ND	2500	730	ug/kg	
56-55-3	Benzo(a)anthracene	ND	500	70	ug/kg	
50-32-8	Benzo(a)pyrene	ND	500	90	ug/kg	
205-99-2	Benzo(b)fluoranthene	ND	500	60	ug/kg	
191-24-2	Benzo(g,h,i)perylene	ND	500	150	ug/kg	
207-08-9	Benzo(k)fluoranthene	ND	500	120	ug/kg	
101-55-3	4-Bromophenyl phenyl ether	ND	500	150	ug/kg	
85-68-7	Butyl benzyl phthalate	ND	500	110	ug/kg	
100-51-6	Benzyl Alcohol	ND	1000	160	ug/kg	
91-58-7	2-Chloronaphthalene	ND	500	180	ug/kg	
106-47-8	4-Chloroaniline	ND	500	140	ug/kg	
86-74-8	Carbazole	ND	500	80	ug/kg	

ND = Not detected MDL - Method Detection Limit

RL = Reporting Limit

E = Indicates value exceeds calibration range

J = Indicates an estimated value

B = Indicates analyte found in associated method blank

N = Indicates presumptive evidence of a compound

## Report of Analysis

<b>Client Sample ID:</b>	PQ4,5-1.0	<b>Date Sampled:</b>	07/13/11
<b>Lab Sample ID:</b>	C16985-36	<b>Date Received:</b>	07/14/11
<b>Matrix:</b>	SO - Soil	<b>Percent Solids:</b>	n/a <sup>a</sup>
<b>Method:</b>	SW846 8270C SW846 3550B		
<b>Project:</b>	Romic Soil Investigation(Romic EPA) - 2081 Bay Road,East Palo Alto,CA		

## ABN Full List

CAS No.	Compound	Result	RL	MDL	Units	Q
218-01-9	Chrysene	ND	500	100	ug/kg	
111-91-1	bis(2-Chloroethoxy)methane	ND	500	180	ug/kg	
111-44-4	bis(2-Chloroethyl)ether	ND	500	230	ug/kg	
108-60-1	bis(2-Chloroisopropyl)ether	ND	500	270	ug/kg	
7005-72-3	4-Chlorophenyl phenyl ether	ND	500	190	ug/kg	
95-50-1	1,2-Dichlorobenzene	ND	500	160	ug/kg	
541-73-1	1,3-Dichlorobenzene	ND	500	150	ug/kg	
106-46-7	1,4-Dichlorobenzene	ND	500	420	ug/kg	
121-14-2	2,4-Dinitrotoluene	ND	500	460	ug/kg	
606-20-2	2,6-Dinitrotoluene	ND	1000	320	ug/kg	
91-94-1	3,3'-Dichlorobenzidine	ND	2500	140	ug/kg	
53-70-3	Dibenzo(a,h)anthracene	ND	500	130	ug/kg	
132-64-9	Dibenzofuran	ND	500	160	ug/kg	
122-39-4	Diphenylamine	ND	500	120	ug/kg	
84-74-2	Di-n-butyl phthalate	ND	500	100	ug/kg	
117-84-0	Di-n-octyl phthalate	ND	500	130	ug/kg	
84-66-2	Diethyl phthalate	ND	500	170	ug/kg	
131-11-3	Dimethyl phthalate	ND	500	180	ug/kg	
117-81-7	bis(2-Ethylhexyl)phthalate	ND	500	220	ug/kg	
206-44-0	Fluoranthene	ND	500	100	ug/kg	
86-73-7	Fluorene	ND	500	180	ug/kg	
118-74-1	Hexachlorobenzene	ND	500	130	ug/kg	
87-68-3	Hexachlorobutadiene	ND	500	190	ug/kg	
77-47-4	Hexachlorocyclopentadiene	ND	500	140	ug/kg	
67-72-1	Hexachloroethane	ND	500	160	ug/kg	
193-39-5	Indeno(1,2,3-cd)pyrene	ND	500	140	ug/kg	
78-59-1	Isophorone	ND	500	170	ug/kg	
90-12-0	1-Methylnaphthalene	ND	500	160	ug/kg	
91-57-6	2-Methylnaphthalene	ND	500	160	ug/kg	
88-74-4	2-Nitroaniline	ND	500	120	ug/kg	
99-09-2	3-Nitroaniline	ND	500	120	ug/kg	
100-01-6	4-Nitroaniline	ND	500	300	ug/kg	
91-20-3	Naphthalene	ND	500	170	ug/kg	
98-95-3	Nitrobenzene	ND	500	160	ug/kg	
62-75-9	N-Nitrosodimethylamine	ND	5000	2200	ug/kg	
621-64-7	N-Nitroso-di-n-propylamine	ND	1000	550	ug/kg	
85-01-8	Phenanthrene	ND	500	110	ug/kg	
129-00-0	Pyrene	ND	1000	680	ug/kg	
110-86-1	Pyridine	ND	2000	220	ug/kg	
120-82-1	1,2,4-Trichlorobenzene	ND	500	340	ug/kg	

ND = Not detected MDL - Method Detection Limit

RL = Reporting Limit

E = Indicates value exceeds calibration range

J = Indicates an estimated value

B = Indicates analyte found in associated method blank

N = Indicates presumptive evidence of a compound

## Report of Analysis

<b>Client Sample ID:</b>	PQ4,5-1.0	<b>Date Sampled:</b>	07/13/11
<b>Lab Sample ID:</b>	C16985-36	<b>Date Received:</b>	07/14/11
<b>Matrix:</b>	SO - Soil	<b>Percent Solids:</b>	n/a <sup>a</sup>
<b>Method:</b>	SW846 8270C SW846 3550B		
<b>Project:</b>	Romic Soil Investigation(Romic EPA) - 2081 Bay Road,East Palo Alto,CA		

## ABN Full List

CAS No.	Surrogate Recoveries	Run# 1	Run# 2	Limits
367-12-4	2-Fluorophenol	55%		20-100%
4165-62-2	Phenol-d5	59%		20-100%
118-79-6	2,4,6-Tribromophenol	64%		30-100%
4165-60-0	Nitrobenzene-d5	60%		20-100%
321-60-8	2-Fluorobiphenyl	59%		20-106%
1718-51-0	Terphenyl-d14	105%		55-130%

(a) All results reported on wet weight basis.

ND = Not detected      MDL - Method Detection Limit  
 RL = Reporting Limit  
 E = Indicates value exceeds calibration range

J = Indicates an estimated value  
 B = Indicates analyte found in associated method blank  
 N = Indicates presumptive evidence of a compound

## Report of Analysis

<b>Client Sample ID:</b> PQ4,5-1.0	<b>Date Sampled:</b> 07/13/11
<b>Lab Sample ID:</b> C16985-36	<b>Date Received:</b> 07/14/11
<b>Matrix:</b> SO - Soil	<b>Percent Solids:</b> n/a <sup>a</sup>
<b>Method:</b> SW846 8015B	
<b>Project:</b> Romic Soil Investigation(Romic EPA) - 2081 Bay Road, East Palo Alto, CA	

Run #	File ID	DF	Analyzed	By	Prep Date	Prep Batch	Analytical Batch
Run #1	JK21251.D	1	07/25/11	TT	n/a	n/a	GJK879
Run #2							

Run #	Initial Weight
Run #1	5.24 g
Run #2	

**TPH Volatiles**

CAS No.	Compound	Result	RL	MDL	Units	Q
	TPH-GRO (C6-C10)	ND	0.095	0.048	mg/kg	
CAS No.	Surrogate Recoveries	Run# 1	Run# 2	Limits		
98-08-8	aaa-Trifluorotoluene	90%		60-157%		

(a) All results reported on wet weight basis.

ND = Not detected      MDL - Method Detection Limit  
 RL = Reporting Limit  
 E = Indicates value exceeds calibration range

J = Indicates an estimated value  
 B = Indicates analyte found in associated method blank  
 N = Indicates presumptive evidence of a compound

## Report of Analysis

<b>Client Sample ID:</b> PQ4,5-1.0	<b>Date Sampled:</b> 07/13/11
<b>Lab Sample ID:</b> C16985-36	<b>Date Received:</b> 07/14/11
<b>Matrix:</b> SO - Soil	<b>Percent Solids:</b> n/a <sup>a</sup>
<b>Method:</b> SW846 8081A SW846 3545A	
<b>Project:</b> Romic Soil Investigation(Romic EPA) - 2081 Bay Road, East Palo Alto, CA	

Run #1	File ID	DF	Analyzed	By	Prep Date	Prep Batch	Analytical Batch
Run #1	OO22766.D	1	07/26/11	RV	07/16/11	OP4244	G00728
Run #2							

Run #1	Initial Weight	Final Volume
Run #1	10.1 g	10.0 ml
Run #2		

## Pesticide PPL List

CAS No.	Compound	Result	RL	MDL	Units	Q
309-00-2	Aldrin	ND	25	9.9	ug/kg	
319-84-6	alpha-BHC	ND	25	11	ug/kg	
319-85-7	beta-BHC	ND	25	3.5	ug/kg	
319-86-8	delta-BHC	ND	25	3.5	ug/kg	
58-89-9	gamma-BHC (Lindane)	ND	25	7.4	ug/kg	
12789-03-6	Chlordane	ND	99	99	ug/kg	
60-57-1	Dieldrin	ND	25	3.0	ug/kg	
72-54-8	4,4' -DDD	ND	25	3.5	ug/kg	
72-55-9	4,4' -DDE	ND	25	3.0	ug/kg	
50-29-3	4,4' -DDT	ND	25	3.0	ug/kg	
72-20-8	Endrin	ND	25	3.0	ug/kg	
7421-93-4	Endrin aldehyde	ND	25	5.9	ug/kg	
959-98-8	Endosulfan-I	ND	25	3.5	ug/kg	
33213-65-9	Endosulfan-II	ND	25	3.5	ug/kg	
1031-07-8	Endosulfan sulfate	ND	25	7.9	ug/kg	
76-44-8	Heptachlor	ND	25	5.9	ug/kg	
1024-57-3	Heptachlor epoxide	ND	25	4.0	ug/kg	
72-43-5	Methoxychlor	ND	25	3.5	ug/kg	
8001-35-2	Toxaphene	ND	99	99	ug/kg	

CAS No.	Surrogate Recoveries	Run# 1	Run# 2	Limits
877-09-8	Tetrachloro-m-xylene	63%		35-132%
877-09-8	Tetrachloro-m-xylene	69%		35-132%
2051-24-3	Decachlorobiphenyl	85%		35-132%
2051-24-3	Decachlorobiphenyl	100%		35-132%

(a) All results reported on wet weight basis.

ND = Not detected MDL - Method Detection Limit

RL = Reporting Limit

E = Indicates value exceeds calibration range

J = Indicates an estimated value

B = Indicates analyte found in associated method blank

N = Indicates presumptive evidence of a compound



## Report of Analysis

<b>Client Sample ID:</b> PQ4,5-1.0	<b>Date Sampled:</b> 07/13/11
<b>Lab Sample ID:</b> C16985-36	<b>Date Received:</b> 07/14/11
<b>Matrix:</b> SO - Soil	<b>Percent Solids:</b> n/a <sup>a</sup>
<b>Method:</b> SW846 8082 SW846 3545A	
<b>Project:</b> Romc Soil Investigation(Romc EPA) - 2081 Bay Road,East Palo Alto,CA	

Run #1	File ID	DF	Analyzed	By	Prep Date	Prep Batch	Analytical Batch
Run #1	PP20190.D	1	07/19/11	RV	07/16/11	OP4243	GPP687
Run #2							

Run #1	Initial Weight	Final Volume
Run #1	10.1 g	10.0 ml
Run #2		

**PCB List**

CAS No.	Compound	Result	RL	MDL	Units	Q
12674-11-2	Aroclor 1016	ND	99	17	ug/kg	
11104-28-2	Aroclor 1221	ND	99	50	ug/kg	
11141-16-5	Aroclor 1232	ND	99	50	ug/kg	
53469-21-9	Aroclor 1242	ND	99	50	ug/kg	
12672-29-6	Aroclor 1248	ND	99	50	ug/kg	
11097-69-1	Aroclor 1254	ND	99	50	ug/kg	
11096-82-5	Aroclor 1260	ND	99	20	ug/kg	

CAS No.	Surrogate Recoveries	Run# 1	Run# 2	Limits
877-09-8	Tetrachloro-m-xylene	59%		45-108%
877-09-8	Tetrachloro-m-xylene	53%		45-108%
2051-24-3	Decachlorobiphenyl	89%		54-121%
2051-24-3	Decachlorobiphenyl	71%		54-121%

(a) All results reported on wet weight basis.

ND = Not detected      MDL - Method Detection Limit  
 RL = Reporting Limit  
 E = Indicates value exceeds calibration range

J = Indicates an estimated value  
 B = Indicates analyte found in associated method blank  
 N = Indicates presumptive evidence of a compound

## Report of Analysis

<b>Client Sample ID:</b> PQ4,5-1.0	<b>Date Sampled:</b> 07/13/11
<b>Lab Sample ID:</b> C16985-36	<b>Date Received:</b> 07/14/11
<b>Matrix:</b> SO - Soil	<b>Percent Solids:</b> n/a <sup>a</sup>
<b>Method:</b> SW846 8015B M SW846 3545A	
<b>Project:</b> Romic Soil Investigation(Romic EPA) - 2081 Bay Road, East Palo Alto, CA	

Run #	File ID	DF	Analyzed	By	Prep Date	Prep Batch	Analytical Batch
Run #1	GG26991.D	1	07/20/11	JH	07/19/11	OP4261	GGG726
Run #2							

Run #	Initial Weight	Final Volume
Run #1	10.2 g	1.0 ml
Run #2		

### TPH Extractable w/ Silica Gel Cleanup

CAS No.	Compound	Result	RL	MDL	Units	Q
	TPH (C10-C28)	ND	9.8	4.9	mg/kg	
	TPH (> C28-C40)	ND	20	9.8	mg/kg	

CAS No.	Surrogate Recoveries	Run# 1	Run# 2	Limits
630-01-3	Hexacosane	49%		45-140%

(a) All results reported on wet weight basis.

ND = Not detected      MDL - Method Detection Limit  
 RL = Reporting Limit  
 E = Indicates value exceeds calibration range

J = Indicates an estimated value  
 B = Indicates analyte found in associated method blank  
 N = Indicates presumptive evidence of a compound

## Report of Analysis

<b>Client Sample ID:</b> PQ4,5-1.0	<b>Date Sampled:</b> 07/13/11
<b>Lab Sample ID:</b> C16985-36	<b>Date Received:</b> 07/14/11
<b>Matrix:</b> SO - Soil	<b>Percent Solids:</b> n/a <sup>a</sup>
<b>Project:</b> Romic Soil Investigation(Romic EPA) - 2081 Bay Road,East Palo Alto,CA	

## Metals Analysis

Analyte	Result	RL	Units	DF	Prep	Analyzed By	Method	Prep Method
Antimony	< 1.9	1.9	mg/kg	1	07/16/11	07/19/11 RS	SW846 6010B <sup>1</sup>	SW846 3050B <sup>3</sup>
Arsenic	< 1.9	1.9	mg/kg	1	07/16/11	07/19/11 RS	SW846 6010B <sup>1</sup>	SW846 3050B <sup>3</sup>
Barium	34.0	19	mg/kg	1	07/16/11	07/19/11 RS	SW846 6010B <sup>1</sup>	SW846 3050B <sup>3</sup>
Beryllium	< 0.95	0.95	mg/kg	1	07/16/11	07/19/11 RS	SW846 6010B <sup>1</sup>	SW846 3050B <sup>3</sup>
Cadmium	< 0.95	0.95	mg/kg	1	07/16/11	07/19/11 RS	SW846 6010B <sup>1</sup>	SW846 3050B <sup>3</sup>
Chromium	74.0	0.95	mg/kg	1	07/16/11	07/19/11 RS	SW846 6010B <sup>1</sup>	SW846 3050B <sup>3</sup>
Cobalt	19.3	0.95	mg/kg	1	07/16/11	07/19/11 RS	SW846 6010B <sup>1</sup>	SW846 3050B <sup>3</sup>
Copper	48.3	2.4	mg/kg	1	07/16/11	07/19/11 RS	SW846 6010B <sup>1</sup>	SW846 3050B <sup>3</sup>
Lead	< 1.9	1.9	mg/kg	1	07/16/11	07/19/11 RS	SW846 6010B <sup>1</sup>	SW846 3050B <sup>3</sup>
Mercury	< 0.033	0.033	mg/kg	1	07/18/11	07/19/11 RW	SW846 7471A <sup>2</sup>	SW846 7471A <sup>4</sup>
Molybdenum	< 1.9	1.9	mg/kg	1	07/16/11	07/19/11 RS	SW846 6010B <sup>1</sup>	SW846 3050B <sup>3</sup>
Nickel	49.9	0.95	mg/kg	1	07/16/11	07/19/11 RS	SW846 6010B <sup>1</sup>	SW846 3050B <sup>3</sup>
Selenium	< 1.9	1.9	mg/kg	1	07/16/11	07/19/11 RS	SW846 6010B <sup>1</sup>	SW846 3050B <sup>3</sup>
Silver <sup>b</sup>	< 1.9	1.9	mg/kg	2	07/16/11	07/19/11 RS	SW846 6010B <sup>1</sup>	SW846 3050B <sup>3</sup>
Thallium <sup>b</sup>	< 3.8	3.8	mg/kg	2	07/16/11	07/19/11 RS	SW846 6010B <sup>1</sup>	SW846 3050B <sup>3</sup>
Vanadium	60.1	0.95	mg/kg	1	07/16/11	07/19/11 RS	SW846 6010B <sup>1</sup>	SW846 3050B <sup>3</sup>
Zinc	41.5	1.9	mg/kg	1	07/16/11	07/19/11 RS	SW846 6010B <sup>1</sup>	SW846 3050B <sup>3</sup>

(1) Instrument QC Batch: MA1991

(2) Instrument QC Batch: MA1994

(3) Prep QC Batch: MP3717

(4) Prep QC Batch: MP3736

(a) All results reported on wet weight basis.

(b) Elevated reporting limit(s) due to matrix interference.

RL = Reporting Limit

## Report of Analysis

<b>Client Sample ID:</b>	PQ4,5-3.5	<b>Date Sampled:</b>	07/13/11
<b>Lab Sample ID:</b>	C16985-37	<b>Date Received:</b>	07/14/11
<b>Matrix:</b>	SO - Soil	<b>Percent Solids:</b>	n/a <sup>a</sup>
<b>Method:</b>	SW846 8260B	<b>Project:</b> Romic Soil Investigation(Romic EPA) - 2081 Bay Road,East Palo Alto,CA	

Run #1	File ID	DF	Analyzed	By	Prep Date	Prep Batch	Analytical Batch
Run #1	M25985.D	1	07/27/11	TN	n/a	n/a	VM828
Run #2							

Run #1	Initial Weight
Run #1	5.49 g
Run #2	

## VOA 8260 List

CAS No.	Compound	Result	RL	MDL	Units	Q
67-64-1	Acetone	61.2	91	18	ug/kg	J
71-43-2	Benzene	ND	4.6	1.4	ug/kg	
108-86-1	Bromobenzene	ND	4.6	1.4	ug/kg	
74-97-5	Bromochloromethane	ND	4.6	1.4	ug/kg	
75-27-4	Bromodichloromethane	ND	4.6	0.91	ug/kg	
75-25-2	Bromoform	ND	4.6	0.91	ug/kg	
104-51-8	n-Butylbenzene	ND	4.6	1.4	ug/kg	
135-98-8	sec-Butylbenzene	ND	4.6	1.4	ug/kg	
98-06-6	tert-Butylbenzene	ND	4.6	1.4	ug/kg	
108-90-7	Chlorobenzene	ND	4.6	1.4	ug/kg	
75-00-3	Chloroethane	ND	4.6	1.4	ug/kg	
67-66-3	Chloroform	ND	4.6	1.4	ug/kg	
95-49-8	o-Chlorotoluene	ND	4.6	1.4	ug/kg	
106-43-4	p-Chlorotoluene	ND	4.6	1.4	ug/kg	
56-23-5	Carbon tetrachloride	ND	4.6	0.91	ug/kg	
75-34-3	1,1-Dichloroethane	ND	4.6	0.91	ug/kg	
75-35-4	1,1-Dichloroethylene	ND	4.6	1.4	ug/kg	
563-58-6	1,1-Dichloropropene	ND	4.6	1.4	ug/kg	
96-12-8	1,2-Dibromo-3-chloropropane	ND	4.6	0.91	ug/kg	
106-93-4	1,2-Dibromoethane	ND	4.6	0.91	ug/kg	
107-06-2	1,2-Dichloroethane	ND	4.6	1.4	ug/kg	
78-87-5	1,2-Dichloropropane	ND	4.6	1.4	ug/kg	
142-28-9	1,3-Dichloropropane	ND	4.6	1.4	ug/kg	
108-20-3	Di-Isopropyl ether	ND	4.6	1.4	ug/kg	
594-20-7	2,2-Dichloropropane	ND	4.6	1.4	ug/kg	
124-48-1	Dibromochloromethane	ND	4.6	0.91	ug/kg	
75-71-8	Dichlorodifluoromethane	ND	4.6	0.91	ug/kg	
156-59-2	cis-1,2-Dichloroethylene	ND	4.6	1.4	ug/kg	
10061-01-5	cis-1,3-Dichloropropene	ND	4.6	1.4	ug/kg	
541-73-1	m-Dichlorobenzene	ND	4.6	1.4	ug/kg	
95-50-1	o-Dichlorobenzene	ND	4.6	1.4	ug/kg	
106-46-7	p-Dichlorobenzene	ND	4.6	1.4	ug/kg	

ND = Not detected MDL - Method Detection Limit

RL = Reporting Limit

E = Indicates value exceeds calibration range

J = Indicates an estimated value

B = Indicates analyte found in associated method blank

N = Indicates presumptive evidence of a compound

## Report of Analysis

<b>Client Sample ID:</b>	PQ4,5-3.5	<b>Date Sampled:</b>	07/13/11
<b>Lab Sample ID:</b>	C16985-37	<b>Date Received:</b>	07/14/11
<b>Matrix:</b>	SO - Soil	<b>Percent Solids:</b>	n/a <sup>a</sup>
<b>Method:</b>	SW846 8260B		
<b>Project:</b>	Romic Soil Investigation(Romic EPA) - 2081 Bay Road,East Palo Alto,CA		

## VOA 8260 List

CAS No.	Compound	Result	RL	MDL	Units	Q
156-60-5	trans-1,2-Dichloroethylene	ND	4.6	1.4	ug/kg	
10061-02-6	trans-1,3-Dichloropropene	ND	4.6	1.4	ug/kg	
100-41-4	Ethylbenzene	ND	4.6	1.4	ug/kg	
637-92-3	Ethyl tert-Butyl Ether	ND	4.6	1.4	ug/kg	
591-78-6	2-Hexanone	ND	36	4.6	ug/kg	
87-68-3	Hexachlorobutadiene	ND	4.6	0.91	ug/kg	
98-82-8	Isopropylbenzene	ND	4.6	1.4	ug/kg	
99-87-6	p-Isopropyltoluene	ND	4.6	1.4	ug/kg	
108-10-1	4-Methyl-2-pentanone	ND	36	14	ug/kg	
74-83-9	Methyl bromide	ND	4.6	2.3	ug/kg	
74-87-3	Methyl chloride	ND	4.6	1.4	ug/kg	
74-95-3	Methylene bromide	ND	4.6	2.3	ug/kg	
75-09-2	Methylene chloride	ND	23	15	ug/kg	
78-93-3	Methyl ethyl ketone	11.8	36	11	ug/kg	J
1634-04-4	Methyl Tert Butyl Ether	ND	4.6	0.91	ug/kg	
91-20-3	Naphthalene	ND	4.6	1.4	ug/kg	
103-65-1	n-Propylbenzene	ND	4.6	1.4	ug/kg	
100-42-5	Styrene	ND	4.6	0.91	ug/kg	
994-05-8	Tert-Amyl Methyl Ether	ND	4.6	1.1	ug/kg	
75-65-0	Tert Butyl Alcohol	ND	36	9.1	ug/kg	
630-20-6	1,1,1,2-Tetrachloroethane	ND	4.6	0.91	ug/kg	
71-55-6	1,1,1-Trichloroethane	ND	4.6	1.4	ug/kg	
79-34-5	1,1,2,2-Tetrachloroethane	ND	4.6	0.91	ug/kg	
79-00-5	1,1,2-Trichloroethane	ND	4.6	0.91	ug/kg	
87-61-6	1,2,3-Trichlorobenzene	ND	4.6	1.4	ug/kg	
96-18-4	1,2,3-Trichloropropane	ND	4.6	1.4	ug/kg	
120-82-1	1,2,4-Trichlorobenzene	ND	4.6	1.4	ug/kg	
95-63-6	1,2,4-Trimethylbenzene	ND	4.6	1.4	ug/kg	
108-67-8	1,3,5-Trimethylbenzene	ND	4.6	1.4	ug/kg	
127-18-4	Tetrachloroethylene	ND	4.6	3.2	ug/kg	
108-88-3	Toluene	ND	4.6	1.4	ug/kg	
79-01-6	Trichloroethylene	ND	4.6	0.91	ug/kg	
75-69-4	Trichlorofluoromethane	ND	4.6	1.1	ug/kg	
75-01-4	Vinyl chloride	ND	4.6	2.3	ug/kg	
1330-20-7	Xylene (total)	ND	9.1	3.6	ug/kg	

CAS No.	Surrogate Recoveries	Run# 1	Run# 2	Limits
1868-53-7	Dibromofluoromethane	88%		60-130%
2037-26-5	Toluene-D8	93%		60-130%

ND = Not detected MDL - Method Detection Limit

RL = Reporting Limit

E = Indicates value exceeds calibration range

J = Indicates an estimated value

B = Indicates analyte found in associated method blank

N = Indicates presumptive evidence of a compound

## Report of Analysis

<b>Client Sample ID:</b> PQ4,5-3.5		<b>Date Sampled:</b> 07/13/11
<b>Lab Sample ID:</b> C16985-37		<b>Date Received:</b> 07/14/11
<b>Matrix:</b> SO - Soil		<b>Percent Solids:</b> n/a <sup>a</sup>
<b>Method:</b> SW846 8260B		
<b>Project:</b> Romic Soil Investigation(Romic EPA) - 2081 Bay Road, East Palo Alto, CA		

**VOA 8260 List**

CAS No.	Surrogate Recoveries	Run# 1	Run# 2	Limits
460-00-4	4-Bromofluorobenzene	98%		60-130%

(a) All results reported on wet weight basis.

ND = Not detected      MDL - Method Detection Limit  
 RL = Reporting Limit  
 E = Indicates value exceeds calibration range

J = Indicates an estimated value  
 B = Indicates analyte found in associated method blank  
 N = Indicates presumptive evidence of a compound

## Report of Analysis

<b>Client Sample ID:</b> PQ4,5-3.5	<b>Date Sampled:</b> 07/13/11
<b>Lab Sample ID:</b> C16985-37	<b>Date Received:</b> 07/14/11
<b>Matrix:</b> SO - Soil	<b>Percent Solids:</b> n/a <sup>a</sup>
<b>Method:</b> SW846 8015B	
<b>Project:</b> Romic Soil Investigation(Romic EPA) - 2081 Bay Road, East Palo Alto, CA	

Run #	File ID	DF	Analyzed	By	Prep Date	Prep Batch	Analytical Batch
Run #1	JK21306.D	1	07/26/11	TT	n/a	n/a	GJK882
Run #2							

Run #	Initial Weight
Run #1	5.17 g
Run #2	

**TPH Volatiles**

CAS No.	Compound	Result	RL	MDL	Units	Q
	TPH-GRO (C6-C10)	ND	0.097	0.048	mg/kg	
CAS No.	Surrogate Recoveries	Run# 1	Run# 2	Limits		
98-08-8	aaa-Trifluorotoluene	90%		60-157%		

(a) All results reported on wet weight basis.

ND = Not detected      MDL - Method Detection Limit  
 RL = Reporting Limit  
 E = Indicates value exceeds calibration range

J = Indicates an estimated value  
 B = Indicates analyte found in associated method blank  
 N = Indicates presumptive evidence of a compound

## Report of Analysis

<b>Client Sample ID:</b> PQ4,5-3.5	<b>Date Sampled:</b> 07/13/11
<b>Lab Sample ID:</b> C16985-37	<b>Date Received:</b> 07/14/11
<b>Matrix:</b> SO - Soil	<b>Percent Solids:</b> n/a <sup>a</sup>
<b>Method:</b> SW846 8015B M SW846 3545A	
<b>Project:</b> Romic Soil Investigation(Romic EPA) - 2081 Bay Road, East Palo Alto, CA	

Run #	File ID	DF	Analyzed	By	Prep Date	Prep Batch	Analytical Batch
Run #1	HH15288.D	1	07/21/11	JH	07/19/11	OP4261	GHH525
Run #2							

Run #	Initial Weight	Final Volume
Run #1	10.1 g	1.0 ml
Run #2		

### TPH Extractable w/ Silica Gel Cleanup

CAS No.	Compound	Result	RL	MDL	Units	Q
	TPH (C10-C28)	39.3	9.9	5.0	mg/kg	
	TPH (> C28-C40)	74.1	20	9.9	mg/kg	

CAS No.	Surrogate Recoveries	Run# 1	Run# 2	Limits
630-01-3	Hexacosane	61%		45-140%

(a) All results reported on wet weight basis.

ND = Not detected      MDL - Method Detection Limit  
 RL = Reporting Limit  
 E = Indicates value exceeds calibration range

J = Indicates an estimated value  
 B = Indicates analyte found in associated method blank  
 N = Indicates presumptive evidence of a compound



## Report of Analysis

<b>Client Sample ID:</b> PQ4,5-3.5	<b>Date Sampled:</b> 07/13/11
<b>Lab Sample ID:</b> C16985-37	<b>Date Received:</b> 07/14/11
<b>Matrix:</b> SO - Soil	<b>Percent Solids:</b> n/a <sup>a</sup>
<b>Project:</b> Romic Soil Investigation(Romic EPA) - 2081 Bay Road,East Palo Alto,CA	

### Metals Analysis

Analyte	Result	RL	Units	DF	Prep	Analyzed By	Method	Prep Method
Cadmium	< 0.91	0.91	mg/kg	1	07/16/11	07/19/11 RS	SW846 6010B <sup>1</sup>	SW846 3050B <sup>2</sup>
Chromium	63.5	0.91	mg/kg	1	07/16/11	07/19/11 RS	SW846 6010B <sup>1</sup>	SW846 3050B <sup>2</sup>
Lead	35.5	1.8	mg/kg	1	07/16/11	07/19/11 RS	SW846 6010B <sup>1</sup>	SW846 3050B <sup>2</sup>

(1) Instrument QC Batch: MA1991

(2) Prep QC Batch: MP3717

(a) All results reported on wet weight basis.

RL = Reporting Limit

## Report of Analysis

<b>Client Sample ID:</b>	PQ4,5-6.5	<b>Date Sampled:</b>	07/13/11
<b>Lab Sample ID:</b>	C16985-38	<b>Date Received:</b>	07/14/11
<b>Matrix:</b>	SO - Soil	<b>Percent Solids:</b>	n/a <sup>a</sup>
<b>Method:</b>	SW846 8260B	<b>Project:</b> Romic Soil Investigation(Romic EPA) - 2081 Bay Road,East Palo Alto,CA	

Run #1	File ID	DF	Analyzed	By	Prep Date	Prep Batch	Analytical Batch
Run #1	M25986.D	1	07/27/11	TN	n/a	n/a	VM828
Run #2							

Run #1	Initial Weight
Run #1	6.48 g
Run #2	

## VOA 8260 List

CAS No.	Compound	Result	RL	MDL	Units	Q
67-64-1	Acetone	34.9	77	15	ug/kg	J
71-43-2	Benzene	ND	3.9	1.2	ug/kg	
108-86-1	Bromobenzene	ND	3.9	1.2	ug/kg	
74-97-5	Bromochloromethane	ND	3.9	1.2	ug/kg	
75-27-4	Bromodichloromethane	ND	3.9	0.77	ug/kg	
75-25-2	Bromoform	ND	3.9	0.77	ug/kg	
104-51-8	n-Butylbenzene	ND	3.9	1.2	ug/kg	
135-98-8	sec-Butylbenzene	ND	3.9	1.2	ug/kg	
98-06-6	tert-Butylbenzene	ND	3.9	1.2	ug/kg	
108-90-7	Chlorobenzene	ND	3.9	1.2	ug/kg	
75-00-3	Chloroethane	ND	3.9	1.2	ug/kg	
67-66-3	Chloroform	ND	3.9	1.2	ug/kg	
95-49-8	o-Chlorotoluene	ND	3.9	1.2	ug/kg	
106-43-4	p-Chlorotoluene	ND	3.9	1.2	ug/kg	
56-23-5	Carbon tetrachloride	ND	3.9	0.77	ug/kg	
75-34-3	1,1-Dichloroethane	ND	3.9	0.77	ug/kg	
75-35-4	1,1-Dichloroethylene	ND	3.9	1.2	ug/kg	
563-58-6	1,1-Dichloropropene	ND	3.9	1.2	ug/kg	
96-12-8	1,2-Dibromo-3-chloropropane	ND	3.9	0.77	ug/kg	
106-93-4	1,2-Dibromoethane	ND	3.9	0.77	ug/kg	
107-06-2	1,2-Dichloroethane	ND	3.9	1.2	ug/kg	
78-87-5	1,2-Dichloropropane	ND	3.9	1.2	ug/kg	
142-28-9	1,3-Dichloropropane	ND	3.9	1.2	ug/kg	
108-20-3	Di-Isopropyl ether	ND	3.9	1.2	ug/kg	
594-20-7	2,2-Dichloropropane	ND	3.9	1.2	ug/kg	
124-48-1	Dibromochloromethane	ND	3.9	0.77	ug/kg	
75-71-8	Dichlorodifluoromethane	ND	3.9	0.77	ug/kg	
156-59-2	cis-1,2-Dichloroethylene	2.60	3.9	1.2	ug/kg	
10061-01-5	cis-1,3-Dichloropropene	ND	3.9	1.2	ug/kg	
541-73-1	m-Dichlorobenzene	ND	3.9	1.2	ug/kg	
95-50-1	o-Dichlorobenzene	ND	3.9	1.2	ug/kg	
106-46-7	p-Dichlorobenzene	ND	3.9	1.2	ug/kg	

ND = Not detected MDL - Method Detection Limit

RL = Reporting Limit

E = Indicates value exceeds calibration range

J = Indicates an estimated value

B = Indicates analyte found in associated method blank

N = Indicates presumptive evidence of a compound

## Report of Analysis

<b>Client Sample ID:</b>	PQ4,5-6.5	<b>Date Sampled:</b>	07/13/11
<b>Lab Sample ID:</b>	C16985-38	<b>Date Received:</b>	07/14/11
<b>Matrix:</b>	SO - Soil	<b>Percent Solids:</b>	n/a <sup>a</sup>
<b>Method:</b>	SW846 8260B	<b>Project:</b> Romc Soil Investigation(Romc EPA) - 2081 Bay Road,East Palo Alto,CA	

## VOA 8260 List

CAS No.	Compound	Result	RL	MDL	Units	Q
156-60-5	trans-1,2-Dichloroethylene	3.3	3.9	1.2	ug/kg	J
10061-02-6	trans-1,3-Dichloropropene	ND	3.9	1.2	ug/kg	
100-41-4	Ethylbenzene	ND	3.9	1.2	ug/kg	
637-92-3	Ethyl tert-Butyl Ether	ND	3.9	1.2	ug/kg	
591-78-6	2-Hexanone	ND	31	3.9	ug/kg	
87-68-3	Hexachlorobutadiene	ND	3.9	0.77	ug/kg	
98-82-8	Isopropylbenzene	ND	3.9	1.2	ug/kg	
99-87-6	p-Isopropyltoluene	ND	3.9	1.2	ug/kg	
108-10-1	4-Methyl-2-pentanone	ND	31	12	ug/kg	
74-83-9	Methyl bromide	ND	3.9	1.9	ug/kg	
74-87-3	Methyl chloride	ND	3.9	1.2	ug/kg	
74-95-3	Methylene bromide	ND	3.9	1.9	ug/kg	
75-09-2	Methylene chloride	ND	19	12	ug/kg	
78-93-3	Methyl ethyl ketone	ND	31	9.3	ug/kg	
1634-04-4	Methyl Tert Butyl Ether	ND	3.9	0.77	ug/kg	
91-20-3	Naphthalene	ND	3.9	1.2	ug/kg	
103-65-1	n-Propylbenzene	ND	3.9	1.2	ug/kg	
100-42-5	Styrene	ND	3.9	0.77	ug/kg	
994-05-8	Tert-Amyl Methyl Ether	ND	3.9	0.93	ug/kg	
75-65-0	Tert Butyl Alcohol	ND	31	7.7	ug/kg	
630-20-6	1,1,1,2-Tetrachloroethane	ND	3.9	0.77	ug/kg	
71-55-6	1,1,1-Trichloroethane	ND	3.9	1.2	ug/kg	
79-34-5	1,1,2,2-Tetrachloroethane	ND	3.9	0.77	ug/kg	
79-00-5	1,1,2-Trichloroethane	ND	3.9	0.77	ug/kg	
87-61-6	1,2,3-Trichlorobenzene	ND	3.9	1.2	ug/kg	
96-18-4	1,2,3-Trichloropropane	ND	3.9	1.2	ug/kg	
120-82-1	1,2,4-Trichlorobenzene	ND	3.9	1.2	ug/kg	
95-63-6	1,2,4-Trimethylbenzene	ND	3.9	1.2	ug/kg	
108-67-8	1,3,5-Trimethylbenzene	ND	3.9	1.2	ug/kg	
127-18-4	Tetrachloroethylene	ND	3.9	2.7	ug/kg	
108-88-3	Toluene	ND	3.9	1.2	ug/kg	
79-01-6	Trichloroethylene	ND	3.9	0.77	ug/kg	
75-69-4	Trichlorofluoromethane	ND	3.9	0.93	ug/kg	
75-01-4	Vinyl chloride	5.9	3.9	1.9	ug/kg	
1330-20-7	Xylene (total)	ND	7.7	3.1	ug/kg	

CAS No.	Surrogate Recoveries	Run# 1	Run# 2	Limits
1868-53-7	Dibromofluoromethane	89%		60-130%
2037-26-5	Toluene-D8	91%		60-130%

ND = Not detected MDL - Method Detection Limit

RL = Reporting Limit

E = Indicates value exceeds calibration range

J = Indicates an estimated value

B = Indicates analyte found in associated method blank

N = Indicates presumptive evidence of a compound

## Report of Analysis

<b>Client Sample ID:</b>	PQ4,5-6.5	<b>Date Sampled:</b>	07/13/11
<b>Lab Sample ID:</b>	C16985-38	<b>Date Received:</b>	07/14/11
<b>Matrix:</b>	SO - Soil	<b>Percent Solids:</b>	n/a <sup>a</sup>
<b>Method:</b>	SW846 8260B		
<b>Project:</b>	Romic Soil Investigation(Romic EPA) - 2081 Bay Road,East Palo Alto,CA		

## VOA 8260 List

CAS No.	Surrogate Recoveries	Run# 1	Run# 2	Limits
460-00-4	4-Bromofluorobenzene	101%		60-130%

(a) All results reported on wet weight basis.

ND = Not detected      MDL - Method Detection Limit  
 RL = Reporting Limit  
 E = Indicates value exceeds calibration range

J = Indicates an estimated value  
 B = Indicates analyte found in associated method blank  
 N = Indicates presumptive evidence of a compound

## Report of Analysis

<b>Client Sample ID:</b> PQ4,5-6.5	<b>Date Sampled:</b> 07/13/11
<b>Lab Sample ID:</b> C16985-38	<b>Date Received:</b> 07/14/11
<b>Matrix:</b> SO - Soil	<b>Percent Solids:</b> n/a <sup>a</sup>
<b>Method:</b> SW846 8015B	
<b>Project:</b> Romic Soil Investigation(Romic EPA) - 2081 Bay Road, East Palo Alto, CA	

Run #	File ID	DF	Analyzed	By	Prep Date	Prep Batch	Analytical Batch
Run #1	JK21307.D	1	07/26/11	TT	n/a	n/a	GJK882
Run #2							

Run #	Initial Weight
Run #1	5.36 g
Run #2	

**TPH Volatiles**

CAS No.	Compound	Result	RL	MDL	Units	Q
	TPH-GRO (C6-C10)	ND	0.093	0.047	mg/kg	
CAS No.	Surrogate Recoveries	Run# 1	Run# 2	Limits		
98-08-8	aaa-Trifluorotoluene	88%		60-157%		

(a) All results reported on wet weight basis.

ND = Not detected      MDL - Method Detection Limit  
 RL = Reporting Limit  
 E = Indicates value exceeds calibration range

J = Indicates an estimated value  
 B = Indicates analyte found in associated method blank  
 N = Indicates presumptive evidence of a compound

## Report of Analysis

<b>Client Sample ID:</b> PQ4,5-6.5		<b>Date Sampled:</b> 07/13/11
<b>Lab Sample ID:</b> C16985-38		<b>Date Received:</b> 07/14/11
<b>Matrix:</b> SO - Soil		<b>Percent Solids:</b> n/a <sup>a</sup>
<b>Method:</b> SW846 8015B M SW846 3545A		
<b>Project:</b> Romic Soil Investigation(Romic EPA) - 2081 Bay Road, East Palo Alto, CA		

Run #	File ID	DF	Analyzed	By	Prep Date	Prep Batch	Analytical Batch
Run #1	GG27038.D	1	07/24/11	JH	07/22/11	OP4277	GGG727
Run #2							

Run #	Initial Weight	Final Volume
Run #1	10.0 g	1.0 ml
Run #2		

**TPH Extractable w/ Silica Gel Cleanup**

CAS No.	Compound	Result	RL	MDL	Units	Q
	TPH (C10-C28)	ND	10	5.0	mg/kg	
	TPH (> C28-C40)	ND	20	10	mg/kg	

CAS No.	Surrogate Recoveries	Run# 1	Run# 2	Limits
630-01-3	Hexacosane	76%		45-140%

(a) All results reported on wet weight basis.

---

ND = Not detected      MDL - Method Detection Limit      J = Indicates an estimated value  
 RL = Reporting Limit      B = Indicates analyte found in associated method blank  
 E = Indicates value exceeds calibration range      N = Indicates presumptive evidence of a compound

## Report of Analysis

<b>Client Sample ID:</b> PQ4,5-6.5	<b>Date Sampled:</b> 07/13/11
<b>Lab Sample ID:</b> C16985-38	<b>Date Received:</b> 07/14/11
<b>Matrix:</b> SO - Soil	<b>Percent Solids:</b> n/a <sup>a</sup>
<b>Project:</b> Romic Soil Investigation(Romic EPA) - 2081 Bay Road,East Palo Alto,CA	

### Metals Analysis

Analyte	Result	RL	Units	DF	Prep	Analyzed By	Method	Prep Method
Cadmium	1.4	0.99	mg/kg	1	07/16/11	07/19/11 RS	SW846 6010B <sup>1</sup>	SW846 3050B <sup>2</sup>
Chromium	36.6	0.99	mg/kg	1	07/16/11	07/19/11 RS	SW846 6010B <sup>1</sup>	SW846 3050B <sup>2</sup>
Lead <sup>b</sup>	< 4.0	4.0	mg/kg	1	07/16/11	07/19/11 RS	SW846 6010B <sup>1</sup>	SW846 3050B <sup>2</sup>

(1) Instrument QC Batch: MA1991

(2) Prep QC Batch: MP3717

(a) All results reported on wet weight basis.

(b) Elevated reporting limit(s) due to matrix interference.

RL = Reporting Limit

## Report of Analysis

<b>Client Sample ID:</b>	PQ3,4-1.2	<b>Date Sampled:</b>	07/13/11
<b>Lab Sample ID:</b>	C16985-39	<b>Date Received:</b>	07/14/11
<b>Matrix:</b>	SO - Soil	<b>Percent Solids:</b>	n/a <sup>a</sup>
<b>Method:</b>	SW846 8260B	<b>Project:</b> Romic Soil Investigation(Romic EPA) - 2081 Bay Road,East Palo Alto,CA	

Run #1	File ID	DF	Analyzed	By	Prep Date	Prep Batch	Analytical Batch
Run #2	M25987.D	1	07/27/11	TN	n/a	n/a	VM828

Run #1	Initial Weight
Run #2	6.35 g

## VOA 8260 List

CAS No.	Compound	Result	RL	MDL	Units	Q
67-64-1	Acetone	ND	79	16	ug/kg	
71-43-2	Benzene	ND	3.9	1.2	ug/kg	
108-86-1	Bromobenzene	ND	3.9	1.2	ug/kg	
74-97-5	Bromochloromethane	ND	3.9	1.2	ug/kg	
75-27-4	Bromodichloromethane	ND	3.9	0.79	ug/kg	
75-25-2	Bromoform	ND	3.9	0.79	ug/kg	
104-51-8	n-Butylbenzene	ND	3.9	1.2	ug/kg	
135-98-8	sec-Butylbenzene	ND	3.9	1.2	ug/kg	
98-06-6	tert-Butylbenzene	ND	3.9	1.2	ug/kg	
108-90-7	Chlorobenzene	1.7	3.9	1.2	ug/kg	J
75-00-3	Chloroethane	ND	3.9	1.2	ug/kg	
67-66-3	Chloroform	ND	3.9	1.2	ug/kg	
95-49-8	o-Chlorotoluene	ND	3.9	1.2	ug/kg	
106-43-4	p-Chlorotoluene	ND	3.9	1.2	ug/kg	
56-23-5	Carbon tetrachloride	ND	3.9	0.79	ug/kg	
75-34-3	1,1-Dichloroethane	ND	3.9	0.79	ug/kg	
75-35-4	1,1-Dichloroethylene	ND	3.9	1.2	ug/kg	
563-58-6	1,1-Dichloropropene	ND	3.9	1.2	ug/kg	
96-12-8	1,2-Dibromo-3-chloropropane	ND	3.9	0.79	ug/kg	
106-93-4	1,2-Dibromoethane	ND	3.9	0.79	ug/kg	
107-06-2	1,2-Dichloroethane	ND	3.9	1.2	ug/kg	
78-87-5	1,2-Dichloropropane	ND	3.9	1.2	ug/kg	
142-28-9	1,3-Dichloropropane	ND	3.9	1.2	ug/kg	
108-20-3	Di-Isopropyl ether	ND	3.9	1.2	ug/kg	
594-20-7	2,2-Dichloropropane	ND	3.9	1.2	ug/kg	
124-48-1	Dibromochloromethane	ND	3.9	0.79	ug/kg	
75-71-8	Dichlorodifluoromethane	ND	3.9	0.79	ug/kg	
156-59-2	cis-1,2-Dichloroethylene	ND	3.9	1.2	ug/kg	
10061-01-5	cis-1,3-Dichloropropene	ND	3.9	1.2	ug/kg	
541-73-1	m-Dichlorobenzene	ND	3.9	1.2	ug/kg	
95-50-1	o-Dichlorobenzene	ND	3.9	1.2	ug/kg	
106-46-7	p-Dichlorobenzene	ND	3.9	1.2	ug/kg	

ND = Not detected MDL - Method Detection Limit

RL = Reporting Limit

E = Indicates value exceeds calibration range

J = Indicates an estimated value

B = Indicates analyte found in associated method blank

N = Indicates presumptive evidence of a compound



## Report of Analysis

<b>Client Sample ID:</b>	PQ3,4-1.2	<b>Date Sampled:</b>	07/13/11
<b>Lab Sample ID:</b>	C16985-39	<b>Date Received:</b>	07/14/11
<b>Matrix:</b>	SO - Soil	<b>Percent Solids:</b>	n/a <sup>a</sup>
<b>Method:</b>	SW846 8260B		
<b>Project:</b>	Romic Soil Investigation(Romic EPA) - 2081 Bay Road,East Palo Alto,CA		

## VOA 8260 List

CAS No.	Compound	Result	RL	MDL	Units	Q
156-60-5	trans-1,2-Dichloroethylene	ND	3.9	1.2	ug/kg	
10061-02-6	trans-1,3-Dichloropropene	ND	3.9	1.2	ug/kg	
100-41-4	Ethylbenzene	ND	3.9	1.2	ug/kg	
637-92-3	Ethyl tert-Butyl Ether	ND	3.9	1.2	ug/kg	
591-78-6	2-Hexanone	ND	31	3.9	ug/kg	
87-68-3	Hexachlorobutadiene	ND	3.9	0.79	ug/kg	
98-82-8	Isopropylbenzene	ND	3.9	1.2	ug/kg	
99-87-6	p-Isopropyltoluene	ND	3.9	1.2	ug/kg	
108-10-1	4-Methyl-2-pentanone	ND	31	12	ug/kg	
74-83-9	Methyl bromide	ND	3.9	2.0	ug/kg	
74-87-3	Methyl chloride	ND	3.9	1.2	ug/kg	
74-95-3	Methylene bromide	ND	3.9	2.0	ug/kg	
75-09-2	Methylene chloride	ND	20	13	ug/kg	
78-93-3	Methyl ethyl ketone	ND	31	9.4	ug/kg	
1634-04-4	Methyl Tert Butyl Ether	ND	3.9	0.79	ug/kg	
91-20-3	Naphthalene	ND	3.9	1.2	ug/kg	
103-65-1	n-Propylbenzene	ND	3.9	1.2	ug/kg	
100-42-5	Styrene	ND	3.9	0.79	ug/kg	
994-05-8	Tert-Amyl Methyl Ether	ND	3.9	0.94	ug/kg	
75-65-0	Tert Butyl Alcohol	ND	31	7.9	ug/kg	
630-20-6	1,1,1,2-Tetrachloroethane	ND	3.9	0.79	ug/kg	
71-55-6	1,1,1-Trichloroethane	ND	3.9	1.2	ug/kg	
79-34-5	1,1,2,2-Tetrachloroethane	ND	3.9	0.79	ug/kg	
79-00-5	1,1,2-Trichloroethane	ND	3.9	0.79	ug/kg	
87-61-6	1,2,3-Trichlorobenzene	ND	3.9	1.2	ug/kg	
96-18-4	1,2,3-Trichloropropane	ND	3.9	1.2	ug/kg	
120-82-1	1,2,4-Trichlorobenzene	ND	3.9	1.2	ug/kg	
95-63-6	1,2,4-Trimethylbenzene	ND	3.9	1.2	ug/kg	
108-67-8	1,3,5-Trimethylbenzene	ND	3.9	1.2	ug/kg	
127-18-4	Tetrachloroethylene	7.8	3.9	2.8	ug/kg	
108-88-3	Toluene	ND	3.9	1.2	ug/kg	
79-01-6	Trichloroethylene	5.0	3.9	0.79	ug/kg	
75-69-4	Trichlorofluoromethane	ND	3.9	0.94	ug/kg	
75-01-4	Vinyl chloride	ND	3.9	2.0	ug/kg	
1330-20-7	Xylene (total)	ND	7.9	3.1	ug/kg	

CAS No.	Surrogate Recoveries	Run# 1	Run# 2	Limits
1868-53-7	Dibromofluoromethane	87%		60-130%
2037-26-5	Toluene-D8	92%		60-130%

ND = Not detected MDL - Method Detection Limit

RL = Reporting Limit

E = Indicates value exceeds calibration range

J = Indicates an estimated value

B = Indicates analyte found in associated method blank

N = Indicates presumptive evidence of a compound

## Report of Analysis

<b>Client Sample ID:</b>	PQ3,4-1.2	<b>Date Sampled:</b>	07/13/11
<b>Lab Sample ID:</b>	C16985-39	<b>Date Received:</b>	07/14/11
<b>Matrix:</b>	SO - Soil	<b>Percent Solids:</b>	n/a <sup>a</sup>
<b>Method:</b>	SW846 8260B	<b>Project:</b> Romic Soil Investigation(Romic EPA) - 2081 Bay Road,East Palo Alto,CA	

### VOA 8260 List

CAS No.	Surrogate Recoveries	Run# 1	Run# 2	Limits
460-00-4	4-Bromofluorobenzene	101%		60-130%

(a) All results reported on wet weight basis.

ND = Not detected      MDL - Method Detection Limit  
 RL = Reporting Limit  
 E = Indicates value exceeds calibration range

J = Indicates an estimated value  
 B = Indicates analyte found in associated method blank  
 N = Indicates presumptive evidence of a compound

## Report of Analysis

<b>Client Sample ID:</b> PQ3,4-1.2	<b>Date Sampled:</b> 07/13/11
<b>Lab Sample ID:</b> C16985-39	<b>Date Received:</b> 07/14/11
<b>Matrix:</b> SO - Soil	<b>Percent Solids:</b> n/a <sup>a</sup>
<b>Method:</b> SW846 8015B	
<b>Project:</b> Romic Soil Investigation(Romic EPA) - 2081 Bay Road, East Palo Alto, CA	

Run #	File ID	DF	Analyzed	By	Prep Date	Prep Batch	Analytical Batch
Run #1	JK21308.D	1	07/26/11	TT	n/a	n/a	GJK882
Run #2							

Run #	Initial Weight
Run #1	5.05 g
Run #2	

**TPH Volatiles**

CAS No.	Compound	Result	RL	MDL	Units	Q
	TPH-GRO (C6-C10)	ND	0.099	0.050	mg/kg	
CAS No.	Surrogate Recoveries	Run# 1	Run# 2	Limits		
98-08-8	aaa-Trifluorotoluene	89%		60-157%		

(a) All results reported on wet weight basis.

ND = Not detected      MDL - Method Detection Limit  
 RL = Reporting Limit  
 E = Indicates value exceeds calibration range

J = Indicates an estimated value  
 B = Indicates analyte found in associated method blank  
 N = Indicates presumptive evidence of a compound

## Report of Analysis

<b>Client Sample ID:</b>	PQ3,4-1.2	<b>Date Sampled:</b>	07/13/11
<b>Lab Sample ID:</b>	C16985-39	<b>Date Received:</b>	07/14/11
<b>Matrix:</b>	SO - Soil	<b>Percent Solids:</b>	n/a <sup>a</sup>
<b>Method:</b>	SW846 8015B M SW846 3545A	<b>Project:</b> Romic Soil Investigation(Romic EPA) - 2081 Bay Road, East Palo Alto, CA	

Run #	File ID	DF	Analyzed	By	Prep Date	Prep Batch	Analytical Batch
Run #1	GG26992.D	1	07/20/11	JH	07/19/11	OP4261	GGG726
Run #2							

Run #	Initial Weight	Final Volume
Run #1	10.0 g	1.0 ml
Run #2		

**TPH Extractable w/ Silica Gel Cleanup**

CAS No.	Compound	Result	RL	MDL	Units	Q
	TPH (C10-C28)	6.04	10	5.0	mg/kg	J
	TPH (> C28-C40)	ND	20	10	mg/kg	

CAS No.	Surrogate Recoveries	Run# 1	Run# 2	Limits
630-01-3	Hexacosane	45%		45-140%

(a) All results reported on wet weight basis.

ND = Not detected      MDL - Method Detection Limit  
 RL = Reporting Limit

J = Indicates an estimated value  
 B = Indicates analyte found in associated method blank  
 N = Indicates presumptive evidence of a compound

## Report of Analysis

<b>Client Sample ID:</b> PQ3,4-1.2	<b>Date Sampled:</b> 07/13/11
<b>Lab Sample ID:</b> C16985-39	<b>Date Received:</b> 07/14/11
<b>Matrix:</b> SO - Soil	<b>Percent Solids:</b> n/a <sup>a</sup>
<b>Project:</b> Romic Soil Investigation(Romic EPA) - 2081 Bay Road, East Palo Alto, CA	

### Metals Analysis

Analyte	Result	RL	Units	DF	Prep	Analyzed By	Method	Prep Method
Cadmium	< 0.93	0.93	mg/kg	1	07/16/11	07/19/11 RS	SW846 6010B <sup>1</sup>	SW846 3050B <sup>3</sup>
Chromium	123	0.93	mg/kg	1	07/16/11	07/19/11 RS	SW846 6010B <sup>1</sup>	SW846 3050B <sup>3</sup>
Lead <sup>b</sup>	< 19	19	mg/kg	10	07/16/11	07/19/11 RS	SW846 6010B <sup>2</sup>	SW846 3050B <sup>3</sup>

- (1) Instrument QC Batch: MA1991
- (2) Instrument QC Batch: MA1993
- (3) Prep QC Batch: MP3717

- (a) All results reported on wet weight basis.
- (b) Elevated reporting limit(s) due to matrix interference.

RL = Reporting Limit

## Report of Analysis

<b>Client Sample ID:</b>	PQ3,4-1.2	<b>Date Sampled:</b>	07/13/11
<b>Lab Sample ID:</b>	C16985-39A	<b>Date Received:</b>	07/14/11
<b>Matrix:</b>	SO - Soil	<b>Percent Solids:</b>	n/a <sup>a</sup>
<b>Method:</b>	SW846 8260B	<b>Project:</b> Romic Soil Investigation(Romic EPA) - 2081 Bay Road,East Palo Alto,CA	

Run #1	File ID	DF	Analyzed	By	Prep Date	Prep Batch	Analytical Batch
Run #2	M25994.D	1	07/27/11	TN	n/a	n/a	VM828

Run #1	Initial Weight
Run #2	6.00 g

## VOA 8260 List

CAS No.	Compound	Result	RL	MDL	Units	Q
67-64-1	Acetone	ND	83	17	ug/kg	
71-43-2	Benzene	ND	4.2	1.2	ug/kg	
108-86-1	Bromobenzene	ND	4.2	1.2	ug/kg	
74-97-5	Bromochloromethane	ND	4.2	1.2	ug/kg	
75-27-4	Bromodichloromethane	ND	4.2	0.83	ug/kg	
75-25-2	Bromoform	ND	4.2	0.83	ug/kg	
104-51-8	n-Butylbenzene	ND	4.2	1.2	ug/kg	
135-98-8	sec-Butylbenzene	ND	4.2	1.2	ug/kg	
98-06-6	tert-Butylbenzene	ND	4.2	1.2	ug/kg	
108-90-7	Chlorobenzene	2.7	4.2	1.2	ug/kg	J
75-00-3	Chloroethane	ND	4.2	1.2	ug/kg	
67-66-3	Chloroform	ND	4.2	1.2	ug/kg	
95-49-8	o-Chlorotoluene	ND	4.2	1.2	ug/kg	
106-43-4	p-Chlorotoluene	ND	4.2	1.2	ug/kg	
56-23-5	Carbon tetrachloride	ND	4.2	0.83	ug/kg	
75-34-3	1,1-Dichloroethane	ND	4.2	0.83	ug/kg	
75-35-4	1,1-Dichloroethylene	ND	4.2	1.2	ug/kg	
563-58-6	1,1-Dichloropropene	ND	4.2	1.2	ug/kg	
96-12-8	1,2-Dibromo-3-chloropropane	ND	4.2	0.83	ug/kg	
106-93-4	1,2-Dibromoethane	ND	4.2	0.83	ug/kg	
107-06-2	1,2-Dichloroethane	ND	4.2	1.2	ug/kg	
78-87-5	1,2-Dichloropropane	ND	4.2	1.2	ug/kg	
142-28-9	1,3-Dichloropropane	ND	4.2	1.2	ug/kg	
108-20-3	Di-Isopropyl ether	ND	4.2	1.2	ug/kg	
594-20-7	2,2-Dichloropropane	ND	4.2	1.2	ug/kg	
124-48-1	Dibromochloromethane	ND	4.2	0.83	ug/kg	
75-71-8	Dichlorodifluoromethane	ND	4.2	0.83	ug/kg	
156-59-2	cis-1,2-Dichloroethylene	ND	4.2	1.2	ug/kg	
10061-01-5	cis-1,3-Dichloropropene	ND	4.2	1.2	ug/kg	
541-73-1	m-Dichlorobenzene	ND	4.2	1.2	ug/kg	
95-50-1	o-Dichlorobenzene	ND	4.2	1.2	ug/kg	
106-46-7	p-Dichlorobenzene	ND	4.2	1.2	ug/kg	

ND = Not detected MDL - Method Detection Limit

RL = Reporting Limit

E = Indicates value exceeds calibration range

J = Indicates an estimated value

B = Indicates analyte found in associated method blank

N = Indicates presumptive evidence of a compound

## Report of Analysis

<b>Client Sample ID:</b>	PQ3,4-1.2	<b>Date Sampled:</b>	07/13/11
<b>Lab Sample ID:</b>	C16985-39A	<b>Date Received:</b>	07/14/11
<b>Matrix:</b>	SO - Soil	<b>Percent Solids:</b>	n/a <sup>a</sup>
<b>Method:</b>	SW846 8260B		
<b>Project:</b>	Romic Soil Investigation(Romic EPA) - 2081 Bay Road,East Palo Alto,CA		

## VOA 8260 List

CAS No.	Compound	Result	RL	MDL	Units	Q
156-60-5	trans-1,2-Dichloroethylene	ND	4.2	1.2	ug/kg	
10061-02-6	trans-1,3-Dichloropropene	ND	4.2	1.2	ug/kg	
100-41-4	Ethylbenzene	ND	4.2	1.2	ug/kg	
637-92-3	Ethyl tert-Butyl Ether	ND	4.2	1.2	ug/kg	
591-78-6	2-Hexanone	ND	33	4.2	ug/kg	
87-68-3	Hexachlorobutadiene	ND	4.2	0.83	ug/kg	
98-82-8	Isopropylbenzene	ND	4.2	1.2	ug/kg	
99-87-6	p-Isopropyltoluene	ND	4.2	1.2	ug/kg	
108-10-1	4-Methyl-2-pentanone	ND	33	12	ug/kg	
74-83-9	Methyl bromide	ND	4.2	2.1	ug/kg	
74-87-3	Methyl chloride	ND	4.2	1.2	ug/kg	
74-95-3	Methylene bromide	ND	4.2	2.1	ug/kg	
75-09-2	Methylene chloride	ND	21	13	ug/kg	
78-93-3	Methyl ethyl ketone	ND	33	10	ug/kg	
1634-04-4	Methyl Tert Butyl Ether	ND	4.2	0.83	ug/kg	
91-20-3	Naphthalene	ND	4.2	1.2	ug/kg	
103-65-1	n-Propylbenzene	ND	4.2	1.2	ug/kg	
100-42-5	Styrene	ND	4.2	0.83	ug/kg	
994-05-8	Tert-Amyl Methyl Ether	ND	4.2	1.0	ug/kg	
75-65-0	Tert Butyl Alcohol	ND	33	8.3	ug/kg	
630-20-6	1,1,1,2-Tetrachloroethane	ND	4.2	0.83	ug/kg	
71-55-6	1,1,1-Trichloroethane	ND	4.2	1.2	ug/kg	
79-34-5	1,1,2,2-Tetrachloroethane	ND	4.2	0.83	ug/kg	
79-00-5	1,1,2-Trichloroethane	ND	4.2	0.83	ug/kg	
87-61-6	1,2,3-Trichlorobenzene	ND	4.2	1.2	ug/kg	
96-18-4	1,2,3-Trichloropropane	ND	4.2	1.2	ug/kg	
120-82-1	1,2,4-Trichlorobenzene	ND	4.2	1.2	ug/kg	
95-63-6	1,2,4-Trimethylbenzene	ND	4.2	1.2	ug/kg	
108-67-8	1,3,5-Trimethylbenzene	ND	4.2	1.2	ug/kg	
127-18-4	Tetrachloroethylene	10.6	4.2	2.9	ug/kg	
108-88-3	Toluene	ND	4.2	1.2	ug/kg	
79-01-6	Trichloroethylene	7.8	4.2	0.83	ug/kg	
75-69-4	Trichlorofluoromethane	ND	4.2	1.0	ug/kg	
75-01-4	Vinyl chloride	ND	4.2	2.1	ug/kg	
1330-20-7	Xylene (total)	ND	8.3	3.3	ug/kg	

CAS No.	Surrogate Recoveries	Run# 1	Run# 2	Limits
1868-53-7	Dibromofluoromethane	92%		60-130%
2037-26-5	Toluene-D8	93%		60-130%

ND = Not detected MDL - Method Detection Limit

RL = Reporting Limit

E = Indicates value exceeds calibration range

J = Indicates an estimated value

B = Indicates analyte found in associated method blank

N = Indicates presumptive evidence of a compound

## Report of Analysis

<b>Client Sample ID:</b>	PQ3,4-1.2	<b>Date Sampled:</b>	07/13/11
<b>Lab Sample ID:</b>	C16985-39A	<b>Date Received:</b>	07/14/11
<b>Matrix:</b>	SO - Soil	<b>Percent Solids:</b>	n/a <sup>a</sup>
<b>Method:</b>	SW846 8260B		
<b>Project:</b>	Romic Soil Investigation(Romic EPA) - 2081 Bay Road,East Palo Alto,CA		

### VOA 8260 List

CAS No.	Surrogate Recoveries	Run# 1	Run# 2	Limits
460-00-4	4-Bromofluorobenzene	101%		60-130%

(a) All results reported on wet weight basis.

ND = Not detected      MDL - Method Detection Limit  
 RL = Reporting Limit  
 E = Indicates value exceeds calibration range

J = Indicates an estimated value  
 B = Indicates analyte found in associated method blank  
 N = Indicates presumptive evidence of a compound



## Report of Analysis

<b>Client Sample ID:</b> PQ3,4-1.2		<b>Date Sampled:</b> 07/13/11
<b>Lab Sample ID:</b> C16985-39A		<b>Date Received:</b> 07/14/11
<b>Matrix:</b> SO - Soil		<b>Percent Solids:</b> n/a <sup>a</sup>
<b>Method:</b> SW846 8015B		
<b>Project:</b> Romic Soil Investigation(Romic EPA) - 2081 Bay Road, East Palo Alto, CA		

Run #	File ID	DF	Analyzed	By	Prep Date	Prep Batch	Analytical Batch
Run #1	JK21309.D	1	07/26/11	TT	n/a	n/a	GJK882
Run #2							

Run #	Initial Weight
Run #1	5.45 g
Run #2	

**TPH Volatiles**

CAS No.	Compound	Result	RL	MDL	Units	Q
	TPH-GRO (C6-C10)	ND	0.092	0.046	mg/kg	
CAS No.	Surrogate Recoveries	Run# 1	Run# 2	Limits		
98-08-8	aaa-Trifluorotoluene	91%		60-157%		

(a) All results reported on wet weight basis.

ND = Not detected      MDL - Method Detection Limit  
 RL = Reporting Limit  
 E = Indicates value exceeds calibration range

J = Indicates an estimated value  
 B = Indicates analyte found in associated method blank  
 N = Indicates presumptive evidence of a compound

## Report of Analysis

<b>Client Sample ID:</b> PQ3,4-1.2		<b>Date Sampled:</b> 07/13/11
<b>Lab Sample ID:</b> C16985-39A		<b>Date Received:</b> 07/14/11
<b>Matrix:</b> SO - Soil		<b>Percent Solids:</b> n/a <sup>a</sup>
<b>Method:</b> SW846 8015B M SW846 3545A		
<b>Project:</b> Romic Soil Investigation(Romic EPA) - 2081 Bay Road, East Palo Alto, CA		

Run #	File ID	DF	Analyzed	By	Prep Date	Prep Batch	Analytical Batch
Run #1	HH15616.D	1	07/28/11	JH	07/21/11	OP4277	GHH531
Run #2							

Run #	Initial Weight	Final Volume
Run #1	10.0 g	1.0 ml
Run #2		

**TPH Extractable w/ Silica Gel Cleanup**

CAS No.	Compound	Result	RL	MDL	Units	Q
	TPH (C10-C28)	8.16	10	5.0	mg/kg	J
	TPH (> C28-C40)	12.6	20	10	mg/kg	J

CAS No.	Surrogate Recoveries	Run# 1	Run# 2	Limits
630-01-3	Hexacosane	70%		45-140%

(a) All results reported on wet weight basis.

ND = Not detected      MDL - Method Detection Limit  
 RL = Reporting Limit

J = Indicates an estimated value  
 B = Indicates analyte found in associated method blank  
 N = Indicates presumptive evidence of a compound

## Report of Analysis

<b>Client Sample ID:</b>	PQ3,4-1.2	<b>Date Sampled:</b>	07/13/11
<b>Lab Sample ID:</b>	C16985-39A	<b>Date Received:</b>	07/14/11
<b>Matrix:</b>	SO - Soil	<b>Percent Solids:</b>	n/a <sup>a</sup>
<b>Project:</b>	Romic Soil Investigation(Romic EPA) - 2081 Bay Road,East Palo Alto,CA		

### Metals Analysis

Analyte	Result	RL	Units	DF	Prep	Analyzed By	Method	Prep Method
Cadmium	< 0.91	0.91	mg/kg	1	07/22/11	07/27/11 DQ	SW846 6010B <sup>1</sup>	SW846 3050B <sup>2</sup>
Chromium	97.3	0.91	mg/kg	1	07/22/11	07/27/11 DQ	SW846 6010B <sup>1</sup>	SW846 3050B <sup>2</sup>
Lead	2.0	1.8	mg/kg	1	07/22/11	07/27/11 DQ	SW846 6010B <sup>1</sup>	SW846 3050B <sup>2</sup>

(1) Instrument QC Batch: MA2008

(2) Prep QC Batch: MP3750

(a) All results reported on wet weight basis.

---

RL = Reporting Limit

## Report of Analysis

<b>Client Sample ID:</b> PQ3,4-3.7	
<b>Lab Sample ID:</b> C16985-40	<b>Date Sampled:</b> 07/13/11
<b>Matrix:</b> SO - Soil	<b>Date Received:</b> 07/14/11
<b>Method:</b> SW846 8260B	<b>Percent Solids:</b> n/a <sup>a</sup>
<b>Project:</b> Romic Soil Investigation(Romic EPA) - 2081 Bay Road,East Palo Alto,CA	

Run #1	File ID	DF	Analyzed	By	Prep Date	Prep Batch	Analytical Batch
Run #1	M25988.D	1	07/27/11	TN	n/a	n/a	VM828
Run #2							

Run #1	Initial Weight
Run #1	5.82 g
Run #2	

### VOA 8260 List

CAS No.	Compound	Result	RL	MDL	Units	Q
67-64-1	Acetone	38.4	86	17	ug/kg	J
71-43-2	Benzene	ND	4.3	1.3	ug/kg	
108-86-1	Bromobenzene	ND	4.3	1.3	ug/kg	
74-97-5	Bromochloromethane	ND	4.3	1.3	ug/kg	
75-27-4	Bromodichloromethane	ND	4.3	0.86	ug/kg	
75-25-2	Bromoform	ND	4.3	0.86	ug/kg	
104-51-8	n-Butylbenzene	ND	4.3	1.3	ug/kg	
135-98-8	sec-Butylbenzene	ND	4.3	1.3	ug/kg	
98-06-6	tert-Butylbenzene	ND	4.3	1.3	ug/kg	
108-90-7	Chlorobenzene	13.0	4.3	1.3	ug/kg	
75-00-3	Chloroethane	ND	4.3	1.3	ug/kg	
67-66-3	Chloroform	ND	4.3	1.3	ug/kg	
95-49-8	o-Chlorotoluene	ND	4.3	1.3	ug/kg	
106-43-4	p-Chlorotoluene	ND	4.3	1.3	ug/kg	
56-23-5	Carbon tetrachloride	ND	4.3	0.86	ug/kg	
75-34-3	1,1-Dichloroethane	ND	4.3	0.86	ug/kg	
75-35-4	1,1-Dichloroethylene	ND	4.3	1.3	ug/kg	
563-58-6	1,1-Dichloropropene	ND	4.3	1.3	ug/kg	
96-12-8	1,2-Dibromo-3-chloropropane	ND	4.3	0.86	ug/kg	
106-93-4	1,2-Dibromoethane	ND	4.3	0.86	ug/kg	
107-06-2	1,2-Dichloroethane	ND	4.3	1.3	ug/kg	
78-87-5	1,2-Dichloropropane	ND	4.3	1.3	ug/kg	
142-28-9	1,3-Dichloropropane	ND	4.3	1.3	ug/kg	
108-20-3	Di-Isopropyl ether	ND	4.3	1.3	ug/kg	
594-20-7	2,2-Dichloropropane	ND	4.3	1.3	ug/kg	
124-48-1	Dibromochloromethane	ND	4.3	0.86	ug/kg	
75-71-8	Dichlorodifluoromethane	ND	4.3	0.86	ug/kg	
156-59-2	cis-1,2-Dichloroethylene	ND	4.3	1.3	ug/kg	
10061-01-5	cis-1,3-Dichloropropene	ND	4.3	1.3	ug/kg	
541-73-1	m-Dichlorobenzene	ND	4.3	1.3	ug/kg	
95-50-1	o-Dichlorobenzene	ND	4.3	1.3	ug/kg	
106-46-7	p-Dichlorobenzene	ND	4.3	1.3	ug/kg	

ND = Not detected      MDL - Method Detection Limit

RL = Reporting Limit

E = Indicates value exceeds calibration range

J = Indicates an estimated value

B = Indicates analyte found in associated method blank

N = Indicates presumptive evidence of a compound

## Report of Analysis

<b>Client Sample ID:</b>	PQ3,4-3.7	<b>Date Sampled:</b>	07/13/11
<b>Lab Sample ID:</b>	C16985-40	<b>Date Received:</b>	07/14/11
<b>Matrix:</b>	SO - Soil	<b>Percent Solids:</b>	n/a <sup>a</sup>
<b>Method:</b>	SW846 8260B		
<b>Project:</b>	Romic Soil Investigation(Romic EPA) - 2081 Bay Road,East Palo Alto,CA		

## VOA 8260 List

CAS No.	Compound	Result	RL	MDL	Units	Q
156-60-5	trans-1,2-Dichloroethylene	ND	4.3	1.3	ug/kg	
10061-02-6	trans-1,3-Dichloropropene	ND	4.3	1.3	ug/kg	
100-41-4	Ethylbenzene	ND	4.3	1.3	ug/kg	
637-92-3	Ethyl tert-Butyl Ether	ND	4.3	1.3	ug/kg	
591-78-6	2-Hexanone	ND	34	4.3	ug/kg	
87-68-3	Hexachlorobutadiene	ND	4.3	0.86	ug/kg	
98-82-8	Isopropylbenzene	ND	4.3	1.3	ug/kg	
99-87-6	p-Isopropyltoluene	ND	4.3	1.3	ug/kg	
108-10-1	4-Methyl-2-pentanone	ND	34	13	ug/kg	
74-83-9	Methyl bromide	ND	4.3	2.1	ug/kg	
74-87-3	Methyl chloride	ND	4.3	1.3	ug/kg	
74-95-3	Methylene bromide	ND	4.3	2.1	ug/kg	
75-09-2	Methylene chloride	ND	21	14	ug/kg	
78-93-3	Methyl ethyl ketone	ND	34	10	ug/kg	
1634-04-4	Methyl Tert Butyl Ether	ND	4.3	0.86	ug/kg	
91-20-3	Naphthalene	ND	4.3	1.3	ug/kg	
103-65-1	n-Propylbenzene	ND	4.3	1.3	ug/kg	
100-42-5	Styrene	ND	4.3	0.86	ug/kg	
994-05-8	Tert-Amyl Methyl Ether	ND	4.3	1.0	ug/kg	
75-65-0	Tert Butyl Alcohol	ND	34	8.6	ug/kg	
630-20-6	1,1,1,2-Tetrachloroethane	ND	4.3	0.86	ug/kg	
71-55-6	1,1,1-Trichloroethane	ND	4.3	1.3	ug/kg	
79-34-5	1,1,2,2-Tetrachloroethane	ND	4.3	0.86	ug/kg	
79-00-5	1,1,2-Trichloroethane	ND	4.3	0.86	ug/kg	
87-61-6	1,2,3-Trichlorobenzene	ND	4.3	1.3	ug/kg	
96-18-4	1,2,3-Trichloropropane	ND	4.3	1.3	ug/kg	
120-82-1	1,2,4-Trichlorobenzene	ND	4.3	1.3	ug/kg	
95-63-6	1,2,4-Trimethylbenzene	ND	4.3	1.3	ug/kg	
108-67-8	1,3,5-Trimethylbenzene	ND	4.3	1.3	ug/kg	
127-18-4	Tetrachloroethylene	ND	4.3	3.0	ug/kg	
108-88-3	Toluene	ND	4.3	1.3	ug/kg	
79-01-6	Trichloroethylene	ND	4.3	0.86	ug/kg	
75-69-4	Trichlorofluoromethane	ND	4.3	1.0	ug/kg	
75-01-4	Vinyl chloride	ND	4.3	2.1	ug/kg	
1330-20-7	Xylene (total)	ND	8.6	3.4	ug/kg	

CAS No.	Surrogate Recoveries	Run# 1	Run# 2	Limits
1868-53-7	Dibromofluoromethane	90%		60-130%
2037-26-5	Toluene-D8	91%		60-130%

ND = Not detected MDL - Method Detection Limit

RL = Reporting Limit

E = Indicates value exceeds calibration range

J = Indicates an estimated value

B = Indicates analyte found in associated method blank

N = Indicates presumptive evidence of a compound

## Report of Analysis

<b>Client Sample ID:</b> PQ3,4-3.7	
<b>Lab Sample ID:</b> C16985-40	<b>Date Sampled:</b> 07/13/11
<b>Matrix:</b> SO - Soil	<b>Date Received:</b> 07/14/11
<b>Method:</b> SW846 8260B	<b>Percent Solids:</b> n/a <sup>a</sup>
<b>Project:</b> Romic Soil Investigation(Romic EPA) - 2081 Bay Road, East Palo Alto, CA	

### VOA 8260 List

CAS No.	Surrogate Recoveries	Run# 1	Run# 2	Limits
460-00-4	4-Bromofluorobenzene	98%		60-130%

(a) All results reported on wet weight basis.

ND = Not detected      MDL - Method Detection Limit  
 RL = Reporting Limit  
 E = Indicates value exceeds calibration range

J = Indicates an estimated value  
 B = Indicates analyte found in associated method blank  
 N = Indicates presumptive evidence of a compound

## Report of Analysis

<b>Client Sample ID:</b> PQ3,4-3.7		<b>Date Sampled:</b> 07/13/11
<b>Lab Sample ID:</b> C16985-40		<b>Date Received:</b> 07/14/11
<b>Matrix:</b> SO - Soil		<b>Percent Solids:</b> n/a <sup>a</sup>
<b>Method:</b> SW846 8015B		
<b>Project:</b> Romic Soil Investigation(Romic EPA) - 2081 Bay Road, East Palo Alto, CA		

Run #	File ID	DF	Analyzed	By	Prep Date	Prep Batch	Analytical Batch
Run #1	JK21310.D	1	07/26/11	TT	n/a	n/a	GJK882
Run #2							

Run #	Initial Weight
Run #1	5.03 g
Run #2	

**TPH Volatiles**

CAS No.	Compound	Result	RL	MDL	Units	Q
	TPH-GRO (C6-C10)	ND	0.099	0.050	mg/kg	
CAS No.	Surrogate Recoveries	Run# 1	Run# 2	Limits		
98-08-8	aaa-Trifluorotoluene	91%		60-157%		

(a) All results reported on wet weight basis.

ND = Not detected      MDL - Method Detection Limit  
 RL = Reporting Limit  
 E = Indicates value exceeds calibration range

J = Indicates an estimated value  
 B = Indicates analyte found in associated method blank  
 N = Indicates presumptive evidence of a compound

## Report of Analysis

<b>Client Sample ID:</b> PQ3,4-3.7		<b>Date Sampled:</b> 07/13/11
<b>Lab Sample ID:</b> C16985-40		<b>Date Received:</b> 07/14/11
<b>Matrix:</b> SO - Soil		<b>Percent Solids:</b> n/a <sup>a</sup>
<b>Method:</b> SW846 8015B M SW846 3545A		
<b>Project:</b> Romic Soil Investigation(Romic EPA) - 2081 Bay Road, East Palo Alto, CA		

Run #	File ID	DF	Analyzed	By	Prep Date	Prep Batch	Analytical Batch
Run #1	HH15600.D	20	07/28/11	JH	07/19/11	OP4261	GHH531
Run #2							

Run #	Initial Weight	Final Volume
Run #1	10.0 g	1.0 ml
Run #2		

### TPH Extractable w/ Silica Gel Cleanup

CAS No.	Compound	Result	RL	MDL	Units	Q
	TPH (C10-C28)	162	200	100	mg/kg	J
	TPH (> C28-C40)	640	400	200	mg/kg	

CAS No.	Surrogate Recoveries	Run# 1	Run# 2	Limits
630-01-3	Hexacosane	56%		45-140%

(a) All results reported on wet weight basis.

ND = Not detected      MDL - Method Detection Limit  
 RL = Reporting Limit

J = Indicates an estimated value  
 B = Indicates analyte found in associated method blank  
 N = Indicates presumptive evidence of a compound



## Report of Analysis

<b>Client Sample ID:</b> PQ3,4-3.7	<b>Date Sampled:</b> 07/13/11
<b>Lab Sample ID:</b> C16985-40	<b>Date Received:</b> 07/14/11
<b>Matrix:</b> SO - Soil	<b>Percent Solids:</b> n/a <sup>a</sup>
<b>Project:</b> Romic Soil Investigation(Romic EPA) - 2081 Bay Road,East Palo Alto,CA	

### Metals Analysis

Analyte	Result	RL	Units	DF	Prep	Analyzed By	Method	Prep Method
Cadmium	1.2	0.88	mg/kg	1	07/16/11	07/19/11 RS	SW846 6010B <sup>1</sup>	SW846 3050B <sup>2</sup>
Chromium	70.2	0.88	mg/kg	1	07/16/11	07/19/11 RS	SW846 6010B <sup>1</sup>	SW846 3050B <sup>2</sup>
Lead	40.5	1.8	mg/kg	1	07/16/11	07/19/11 RS	SW846 6010B <sup>1</sup>	SW846 3050B <sup>2</sup>

(1) Instrument QC Batch: MA1991

(2) Prep QC Batch: MP3717

(a) All results reported on wet weight basis.

RL = Reporting Limit

## Report of Analysis

<b>Client Sample ID:</b>	PQ3,4-6.7	<b>Date Sampled:</b>	07/13/11
<b>Lab Sample ID:</b>	C16985-41	<b>Date Received:</b>	07/14/11
<b>Matrix:</b>	SO - Soil	<b>Percent Solids:</b>	n/a <sup>a</sup>
<b>Method:</b>	SW846 8260B	<b>Project:</b> Romic Soil Investigation(Romic EPA) - 2081 Bay Road,East Palo Alto,CA	

Run #	File ID	DF	Analyzed	By	Prep Date	Prep Batch	Analytical Batch
Run #1	M25989.D	1	07/27/11	TN	n/a	n/a	VM828
Run #2							

Run #	Initial Weight
Run #1	5.61 g
Run #2	

## VOA 8260 List

CAS No.	Compound	Result	RL	MDL	Units	Q
67-64-1	Acetone	29.4	89	18	ug/kg	J
71-43-2	Benzene	ND	4.5	1.3	ug/kg	
108-86-1	Bromobenzene	ND	4.5	1.3	ug/kg	
74-97-5	Bromochloromethane	ND	4.5	1.3	ug/kg	
75-27-4	Bromodichloromethane	ND	4.5	0.89	ug/kg	
75-25-2	Bromoform	ND	4.5	0.89	ug/kg	
104-51-8	n-Butylbenzene	ND	4.5	1.3	ug/kg	
135-98-8	sec-Butylbenzene	ND	4.5	1.3	ug/kg	
98-06-6	tert-Butylbenzene	ND	4.5	1.3	ug/kg	
108-90-7	Chlorobenzene	1.5	4.5	1.3	ug/kg	J
75-00-3	Chloroethane	ND	4.5	1.3	ug/kg	
67-66-3	Chloroform	ND	4.5	1.3	ug/kg	
95-49-8	o-Chlorotoluene	ND	4.5	1.3	ug/kg	
106-43-4	p-Chlorotoluene	ND	4.5	1.3	ug/kg	
56-23-5	Carbon tetrachloride	ND	4.5	0.89	ug/kg	
75-34-3	1,1-Dichloroethane	ND	4.5	0.89	ug/kg	
75-35-4	1,1-Dichloroethylene	ND	4.5	1.3	ug/kg	
563-58-6	1,1-Dichloropropene	ND	4.5	1.3	ug/kg	
96-12-8	1,2-Dibromo-3-chloropropane	ND	4.5	0.89	ug/kg	
106-93-4	1,2-Dibromoethane	ND	4.5	0.89	ug/kg	
107-06-2	1,2-Dichloroethane	ND	4.5	1.3	ug/kg	
78-87-5	1,2-Dichloropropane	ND	4.5	1.3	ug/kg	
142-28-9	1,3-Dichloropropane	ND	4.5	1.3	ug/kg	
108-20-3	Di-Isopropyl ether	ND	4.5	1.3	ug/kg	
594-20-7	2,2-Dichloropropane	ND	4.5	1.3	ug/kg	
124-48-1	Dibromochloromethane	ND	4.5	0.89	ug/kg	
75-71-8	Dichlorodifluoromethane	ND	4.5	0.89	ug/kg	
156-59-2	cis-1,2-Dichloroethylene	ND	4.5	1.3	ug/kg	
10061-01-5	cis-1,3-Dichloropropene	ND	4.5	1.3	ug/kg	
541-73-1	m-Dichlorobenzene	ND	4.5	1.3	ug/kg	
95-50-1	o-Dichlorobenzene	ND	4.5	1.3	ug/kg	
106-46-7	p-Dichlorobenzene	ND	4.5	1.3	ug/kg	

ND = Not detected MDL - Method Detection Limit

RL = Reporting Limit

E = Indicates value exceeds calibration range

J = Indicates an estimated value

B = Indicates analyte found in associated method blank

N = Indicates presumptive evidence of a compound

## Report of Analysis

<b>Client Sample ID:</b>	PQ3,4-6.7	<b>Date Sampled:</b>	07/13/11
<b>Lab Sample ID:</b>	C16985-41	<b>Date Received:</b>	07/14/11
<b>Matrix:</b>	SO - Soil	<b>Percent Solids:</b>	n/a <sup>a</sup>
<b>Method:</b>	SW846 8260B		
<b>Project:</b>	Romic Soil Investigation(Romic EPA) - 2081 Bay Road,East Palo Alto,CA		

## VOA 8260 List

CAS No.	Compound	Result	RL	MDL	Units	Q
156-60-5	trans-1,2-Dichloroethylene	20.7	4.5	1.3	ug/kg	
10061-02-6	trans-1,3-Dichloropropene	ND	4.5	1.3	ug/kg	
100-41-4	Ethylbenzene	ND	4.5	1.3	ug/kg	
637-92-3	Ethyl tert-Butyl Ether	ND	4.5	1.3	ug/kg	
591-78-6	2-Hexanone	ND	36	4.5	ug/kg	
87-68-3	Hexachlorobutadiene	ND	4.5	0.89	ug/kg	
98-82-8	Isopropylbenzene	ND	4.5	1.3	ug/kg	
99-87-6	p-Isopropyltoluene	ND	4.5	1.3	ug/kg	
108-10-1	4-Methyl-2-pentanone	ND	36	13	ug/kg	
74-83-9	Methyl bromide	ND	4.5	2.2	ug/kg	
74-87-3	Methyl chloride	ND	4.5	1.3	ug/kg	
74-95-3	Methylene bromide	ND	4.5	2.2	ug/kg	
75-09-2	Methylene chloride	ND	22	14	ug/kg	
78-93-3	Methyl ethyl ketone	ND	36	11	ug/kg	
1634-04-4	Methyl Tert Butyl Ether	ND	4.5	0.89	ug/kg	
91-20-3	Naphthalene	ND	4.5	1.3	ug/kg	
103-65-1	n-Propylbenzene	ND	4.5	1.3	ug/kg	
100-42-5	Styrene	ND	4.5	0.89	ug/kg	
994-05-8	Tert-Amyl Methyl Ether	ND	4.5	1.1	ug/kg	
75-65-0	Tert Butyl Alcohol	ND	36	8.9	ug/kg	
630-20-6	1,1,1,2-Tetrachloroethane	ND	4.5	0.89	ug/kg	
71-55-6	1,1,1-Trichloroethane	ND	4.5	1.3	ug/kg	
79-34-5	1,1,2,2-Tetrachloroethane	ND	4.5	0.89	ug/kg	
79-00-5	1,1,2-Trichloroethane	ND	4.5	0.89	ug/kg	
87-61-6	1,2,3-Trichlorobenzene	ND	4.5	1.3	ug/kg	
96-18-4	1,2,3-Trichloropropane	ND	4.5	1.3	ug/kg	
120-82-1	1,2,4-Trichlorobenzene	ND	4.5	1.3	ug/kg	
95-63-6	1,2,4-Trimethylbenzene	ND	4.5	1.3	ug/kg	
108-67-8	1,3,5-Trimethylbenzene	ND	4.5	1.3	ug/kg	
127-18-4	Tetrachloroethylene	ND	4.5	3.1	ug/kg	
108-88-3	Toluene	ND	4.5	1.3	ug/kg	
79-01-6	Trichloroethylene	ND	4.5	0.89	ug/kg	
75-69-4	Trichlorofluoromethane	ND	4.5	1.1	ug/kg	
75-01-4	Vinyl chloride	ND	4.5	2.2	ug/kg	
1330-20-7	Xylene (total)	ND	8.9	3.6	ug/kg	

CAS No.	Surrogate Recoveries	Run# 1	Run# 2	Limits
1868-53-7	Dibromofluoromethane	94%		60-130%
2037-26-5	Toluene-D8	92%		60-130%

ND = Not detected MDL - Method Detection Limit

RL = Reporting Limit

E = Indicates value exceeds calibration range

J = Indicates an estimated value

B = Indicates analyte found in associated method blank

N = Indicates presumptive evidence of a compound

## Report of Analysis

<b>Client Sample ID:</b>	PQ3,4-6.7	<b>Date Sampled:</b>	07/13/11
<b>Lab Sample ID:</b>	C16985-41	<b>Date Received:</b>	07/14/11
<b>Matrix:</b>	SO - Soil	<b>Percent Solids:</b>	n/a <sup>a</sup>
<b>Method:</b>	SW846 8260B		
<b>Project:</b>	Romic Soil Investigation(Romic EPA) - 2081 Bay Road,East Palo Alto,CA		

### VOA 8260 List

CAS No.	Surrogate Recoveries	Run# 1	Run# 2	Limits
460-00-4	4-Bromofluorobenzene	100%		60-130%

(a) All results reported on wet weight basis.

ND = Not detected      MDL - Method Detection Limit  
 RL = Reporting Limit  
 E = Indicates value exceeds calibration range

J = Indicates an estimated value  
 B = Indicates analyte found in associated method blank  
 N = Indicates presumptive evidence of a compound

## Report of Analysis

<b>Client Sample ID:</b> PQ3,4-6.7		<b>Date Sampled:</b> 07/13/11
<b>Lab Sample ID:</b> C16985-41		<b>Date Received:</b> 07/14/11
<b>Matrix:</b> SO - Soil		<b>Percent Solids:</b> n/a <sup>a</sup>
<b>Method:</b> SW846 8015B		
<b>Project:</b> Romic Soil Investigation(Romic EPA) - 2081 Bay Road, East Palo Alto, CA		

Run #	File ID	DF	Analyzed	By	Prep Date	Prep Batch	Analytical Batch
Run #1	JK21313.D	1	07/27/11	TT	n/a	n/a	GJK882
Run #2							

Run #	Initial Weight
Run #1	5.03 g
Run #2	

**TPH Volatiles**

CAS No.	Compound	Result	RL	MDL	Units	Q
	TPH-GRO (C6-C10)	ND	0.099	0.050	mg/kg	
CAS No.	Surrogate Recoveries	Run# 1	Run# 2	Limits		
98-08-8	aaa-Trifluorotoluene	91%		60-157%		

(a) All results reported on wet weight basis.

ND = Not detected      MDL - Method Detection Limit  
 RL = Reporting Limit  
 E = Indicates value exceeds calibration range

J = Indicates an estimated value  
 B = Indicates analyte found in associated method blank  
 N = Indicates presumptive evidence of a compound

## Report of Analysis

<b>Client Sample ID:</b> PQ3,4-6.7	
<b>Lab Sample ID:</b> C16985-41	<b>Date Sampled:</b> 07/13/11
<b>Matrix:</b> SO - Soil	<b>Date Received:</b> 07/14/11
<b>Method:</b> SW846 8015B M SW846 3545A	<b>Percent Solids:</b> n/a <sup>a</sup>
<b>Project:</b> Romic Soil Investigation(Romic EPA) - 2081 Bay Road, East Palo Alto, CA	

Run #	File ID	DF	Analyzed	By	Prep Date	Prep Batch	Analytical Batch
Run #1	HH15331.D	1	07/21/11	JH	07/19/11	OP4263	GHH526
Run #2							

Run #	Initial Weight	Final Volume
Run #1	10.0 g	1.0 ml
Run #2		

### TPH Extractable w/ Silica Gel Cleanup

CAS No.	Compound	Result	RL	MDL	Units	Q
	TPH (C10-C28)	ND	10	5.0	mg/kg	
	TPH (> C28-C40)	ND	20	10	mg/kg	

CAS No.	Surrogate Recoveries	Run# 1	Run# 2	Limits
630-01-3	Hexacosane	60%		45-140%

(a) All results reported on wet weight basis.

ND = Not detected      MDL - Method Detection Limit  
 RL = Reporting Limit

J = Indicates an estimated value  
 B = Indicates analyte found in associated method blank  
 N = Indicates presumptive evidence of a compound

## Report of Analysis

<b>Client Sample ID:</b> PQ3,4-6.7	<b>Date Sampled:</b> 07/13/11
<b>Lab Sample ID:</b> C16985-41	<b>Date Received:</b> 07/14/11
<b>Matrix:</b> SO - Soil	<b>Percent Solids:</b> n/a <sup>a</sup>
<b>Project:</b> Romic Soil Investigation(Romic EPA) - 2081 Bay Road,East Palo Alto,CA	

### Metals Analysis

Analyte	Result	RL	Units	DF	Prep	Analyzed By	Method	Prep Method
Cadmium	2.2	0.90	mg/kg	1	07/16/11	07/19/11 RS	SW846 6010B <sup>1</sup>	SW846 3050B <sup>2</sup>
Chromium	39.5	0.90	mg/kg	1	07/16/11	07/19/11 RS	SW846 6010B <sup>1</sup>	SW846 3050B <sup>2</sup>
Lead <sup>b</sup>	< 5.4	5.4	mg/kg	1	07/16/11	07/19/11 RS	SW846 6010B <sup>1</sup>	SW846 3050B <sup>2</sup>

(1) Instrument QC Batch: MA1991

(2) Prep QC Batch: MP3717

(a) All results reported on wet weight basis.

(b) Elevated reporting limit(s) due to matrix interference.

RL = Reporting Limit

## Misc. Forms

---

### Custody Documents and Other Forms

---

Includes the following where applicable:

- Chain of Custody



FED-EX Tracking #	Accutest NC Job #: C
Accutest Quote #	C16985
Requested Analysis	
VDCs (82.60) CAM 17 Metals (6010/7000) Pb, Cd, Cr (6010) TPH-g, d, m, o (8015) SVDCs (82.70) Pesticides (8081A) PCBS (8082)	
Matrix Codes	
WW- Wastewater GW- Ground Water SW- Surface Water SO- Soil OI-OI WP-Wipe LIQ - Non-aqueous Liquid AIR DW- Drinking Water (Perchlorate Only)	
LAB USE ONLY	
Comments / Remarks	
silica gel cleanup run CAM 17, hold for poss. Hg by (6031)	

Client / Reporting Information		Project Information																
Company Name: IRIS		Project Name: ROMIC EPA																
Address		Street																
City State Zip		City State																
Project Contact: Chris Alger		Project #																
Phone #		EMAIL: calger@irisenv.com																
Samplers Name: Steve Mack		Client Purchase Order #																
Accutest Sample ID	Collection		Number of preserved Bottles															
	Sample ID / Field Point / Point of Collection	Date	Time	Sampled by	Matrix	# of bottles	LI	SI	NI	NI	NI	NI	NI	NI	NI	NI	NI	NI
	-1 M2-0.9	7/13	0830	SM	SD	4												
	-2 M2-3.4		0835			4												
	-3 M2-6.4		0842			4												
	-4 QR 3,4-1.0		0900			4												
	-5 QR 3,4-3.5		0905			4												
	-6 QR 3,4-6.5		0910			4												
	-7 QR 4,5-1.3		0930			4												
	-8 QR 4,5-3.3		0940			4												
-9 QR 4,5-6.8		0950			4													

Turnaround Time (Business Days)	Approved by/ Date:	Data Deliverable Information
<input type="checkbox"/> Standard TAT 15 Business Days <input type="checkbox"/> 10 Day (Workload dependent) <input checked="" type="checkbox"/> 5 Day (Workload dependent) <input type="checkbox"/> 3 Day (125% markup) <input type="checkbox"/> 2 Day (150% markup) <input type="checkbox"/> 1 Day (200% markup) <input type="checkbox"/> Same Day (300% markup)		<input type="checkbox"/> Commercial "A" - Results only <input checked="" type="checkbox"/> Commercial "B" - Results with QC summaries <input type="checkbox"/> Commercial "B+" - Results, QC, and chromatograms <input type="checkbox"/> FULLT1 - Level 4 data package <input type="checkbox"/> EDF for Geotracker <input checked="" type="checkbox"/> EDD Format Provide EDF Global ID Provide EDF Logcode:

Emergency T/A data available VIA Lablink

Sample Custody must be documented below each time samples change possession, including courier delivery.

Relinquished by: [Signature]	Date Time: 7/14/11 0925	Received By: [Signature]	Relinquished by: [Signature]	Date Time: 10:11	Received By: [Signature]
Relinquished by:	Date Time:	Received By:	Relinquished by:	Date Time:	Received By:
Relinquished by:	Date Time:	Received By:	Relinquished by:	Date Time:	Received By:
Relinquished by:	Date Time:	Received By:	Custody Seal #	Appropriate Bottle / Pres Y/N	Headspace Y/N/N/A
5				Labels match Cool Y/N	Separate Receiving Check List used: Y/N
					On Ice Y/N
					Cooler Temp: 4.5°C

 31  
 3



CHAIN OF CUSTODY

2105 Lundy Ave, San Jose, CA 95131
(408) 588-0200 FAX: (408) 588-0201

2 of 5

Form containing tracking information (FED-EX Tracking #, Accutest Quote #, Bottle Order Control #, Accutest NC Job #: C16985), Client/Reporting Information (Company Name Iris, Project Name Romie EPA), Project Information (Project # 07-555C, EMAIL: calger@irisenv.com), Accutest Sample ID table, Collection table, Data Deliverable Information, and a Chain of Custody table with 5 entries.

Table with columns: Sample ID, Sample ID / Field Point / Point of Collection, Date, Time, Sampled by, Matrix, # of bottles, and various test parameters (Pb, HCHO, HNO3, H2SO4, etc.). Includes handwritten entries for samples -10 through -18.

31 3

**CHAIN OF CUSTODY**

 2105 Lundy Ave, San Jose, CA 95131  
 (408) 588-0200 FAX: (408) 588-0201

3 of 5

Client / Reporting Information				Project Information				Requested Analysis				Matrix Codes				
Company Name: IRIS ENV				Project Name: ROMIC EPA				Vocs (8260) CAM 17 Metals (6010-9010) Pb, cd, Cr (6010) TPH-g, d, m (8015) SVOCs (8270) Pesticides (8081A) PCBs (8082)				WW- Wastewater GW- Ground Water SW- Surface Water SO- Soil OL-Oil WP-Wipe LIQ - Non-aqueous Liquid AIR DW- Drinking Water (Perchlorate Only)				
Address:				Street:												
City:				City:												
State:				State:												
Project Contact: Chris Alger				Project #: 07-555 C				LAB USE ONLY								
Phone #				EMAIL: calger@irisenv.com												
Sampler's Name: Steve Mack				Client Purchase Order #												
Accutest Sample ID		Collection			Number of preserved Bottles											
Sample ID / Field Point / Point of Collection		Date	Time	Sampled by	Matrix	# of bottles	SW	GW	SO	LIQ	AIR	DW	Other	Other	Other	Other
-19	N6-0.8	7/12/11	1300	SM	SO	4								X		
-20	N6-3.3		1310			4								X		
-21	N6-6.3		1315			4								X		
-22	OP3.4-1.0		1330			4								X	X	X
-23	OP3.4-3.5		1340			4								X		
-24	OP3.4-6.5		1350			4								X		
-25	OP4.5-1.0		1359			4								X		
-26	OP4.5-3.5		1405			4								X		
-27	OP4.5-6.5		1415			4								X		

Turnaround Time ( Business days)				Data Deliverable Information				Comments / Remarks			
<input type="checkbox"/> Standard TAT 15 Business Days <input type="checkbox"/> 10 Day (Workload dependent) <input checked="" type="checkbox"/> 5 Day (Workload dependent) <input type="checkbox"/> 3 Day (125% markup) <input type="checkbox"/> 2 Day (150% markup) <input type="checkbox"/> 1 Day (200% markup) <input type="checkbox"/> Same Day (300% markup)		Approved By / Date:		<input type="checkbox"/> Commercial "A" - Results only <input checked="" type="checkbox"/> Commercial "B" - Results with QC summaries <input type="checkbox"/> Commercial "B+" - Results, QC, and chromatograms <input type="checkbox"/> FULT1 - Level 4 data package <input type="checkbox"/> EDF for Geotracker <input checked="" type="checkbox"/> EDD Format Provide EDF Global ID: _____ Provide EDF Logcode: _____				Silica gel cleanup CAM 17 (run) & HOLD for poss. Hg (1631)			
Emergency T/A data available VIA Lablink											

Sample Custody must be documented below each time samples change possession, including courier delivery.							
Relinquished by:	Date Time: 7/14/11	Date Time: 0925	Received By:	Relinquished By:	Date Time: 10:11	Received By:	Date Time: 7-14-11
Relinquished by:	Date Time:	Date Time:	Received By:	Relinquished By:	Date Time:	Received By:	Date Time:
Relinquished by:	Date Time:	Date Time:	Received By:	Relinquished By:	Date Time:	Received By:	Date Time:
Relinquished by:	Date Time:	Date Time:	Received By:	Relinquished By:	Date Time:	Received By:	Date Time:

 31  
 3

FED-EX Tracking #		Bottle Order Control #	
Accutest Quote #		Accutest NC Job #: C16985	
Client / Reporting Information		Project Information	
Company Name: Iris		Project Name: Romie EPA	
Address		Street	
City State Zip		City State	
Project Contact: Chris Hager		Project #: 07-555C	
Phone #		EMAIL: calgaer@irisenv.com	
Sampler's Name: Steve Mack		Client Purchase Order #	
Accutest Sample ID		Collection	
Sample ID / Field Point / Point of Collection		Date Time Sampled by Matrix # of bottles	
-28 MS-0.7		7/13 1455 SMH S 4	
-29 MS-3.2		1500 4	
-30 MS-6.2		1510 4	
-31 L6-0.9		1535 4	
-32 L6-3.4		1840 3	
-33 L6-6.4		1845 3	
-34 L7-3.2		1600 3	
-35 L7-6.2		1600 3	
Turnaround Time ( Business days)		Data Deliverable Information	
<input type="checkbox"/> Standard TAT 15 Business Days <input type="checkbox"/> 10 Day (Workload dependent) <input checked="" type="checkbox"/> 5 Day (Workload dependent) <input type="checkbox"/> 3 Day (125% markup) <input type="checkbox"/> 2 Day (150% markup) <input type="checkbox"/> 1 Day (200% markup) <input type="checkbox"/> Same Day (300% markup)		<input type="checkbox"/> Commercial "A" - Results only <input checked="" type="checkbox"/> Commercial "B" - Results with QC summaries <input type="checkbox"/> Commercial "B+" - Results, QC, and chromatograms <input type="checkbox"/> FULL1 - Level 4 data package <input type="checkbox"/> EDF for Geotracker <input checked="" type="checkbox"/> EDD Format Provide EDF Global ID _____ Provide EDF Logcode _____	
Emergency T/A data available VIA Lablnk		Comments / Remarks	
		Silica gel cleanup @ Cam 17 run & hold for pass. Hg (1631)	
Relinquished by: Sample #		Date Time: 10:11	
1 [Signature]		7-14-11	
Relinquished by:		Received By: [Signature]	
3		4	
Relinquished by:		Date Time:	
5			
Custody Seal #		Appropriate Bottle / Pres. Y / N	
5		Headspace Y / N	
		On Ice Y / N	
		Cooler Temp. _____ °C	
		Labels match Coc? Y / N	
		Separate Receiving Check List used: Y / N	

Sample ID	Sample ID / Field Point / Point of Collection	Date	Time	Sampled by	Matrix	# of bottles	VOC	PH	NO3	NO2	HSO4	NH4	NH3	NO3	NO2	NH4	HSO4	EDF
-28	MS-0.7	7/13	1455	SMH	S	4	X	X										
-29	MS-3.2	7/13	1500		S	4	X	X										
-30	MS-6.2	7/13	1510		S	4	X	X										
-31	L6-0.9	7/13	1535		S	4	X	X	X	X	X	X	X	X	X	X	X	X
-32	L6-3.4	7/13	1840		S	3	X	X										
-33	L6-6.4	7/13	1845		S	3	X	X										
-34	L7-3.2	7/13	1600		S	3	X	X										
-35	L7-6.2	7/13	1600		S	3	X	X										

C16985: Chain of Custody

Page 4 of 6

5 06 5

FED-EX Tracking #		Bottle Order Control #	
Accutest Quote #		Accutest NC Job #: C16985	
Client / Reporting Information		Project Information	
Company Name: <i>Tris</i>		Project Name: <i>Romic EPA</i>	
Address:		Street:	
City State Zip:		City State:	
Project Contact: <i>Chris Alger</i>		Project #: <i>07-555C</i>	
Phone #:		EMAIL: <i>calger@riscenv.com</i>	
Samplers Name: <i>Steve Mark</i>		Client Purchase Order #:	
Accutest Sample ID		Collection	
Sample ID / Field Point / Point of Collection		Date Time Sampled by Matrix # of bottles	
-36 PQ 45-1.0		7/10 1615 <i>SM</i> S 4	
-37 RPQ 45-3.5		1625 4	
-38 PQ 45-6.5		1635 4	
-39 PQ 3,4-1.2		1425 4	
-40 PQ 3,4-3.7		1435 4	
-41 PQ 3,4-6.7		1445 4	
Turnaround Time ( Business days)		Data Deliverable Information	
<input type="checkbox"/> Standard TAT 15 Business Days <input type="checkbox"/> 10 Day (Workload dependent) <input checked="" type="checkbox"/> 5 Day (Workload dependent) <input type="checkbox"/> 3 Day (125% markup) <input type="checkbox"/> 2 Day (150% markup) <input type="checkbox"/> 1 Day (200% markup) <input type="checkbox"/> Same Day (300% markup)		<input type="checkbox"/> Commercial "A" - Results only <input checked="" type="checkbox"/> Commercial "B" - Results with OC summaries <input type="checkbox"/> Commercial "B+" - Results, QC, and chromatograms <input type="checkbox"/> FULT1 - Level 4 data package <input type="checkbox"/> EDF for Geotracker <input checked="" type="checkbox"/> EDD Format Provide EDF Global ID: _____ Provide EDF Logcode: _____	
Emergency T/A data available VIA Lablink		Comments / Remarks	
Sample Custody must be documented below each time samples change possession, including courier delivery.		<i>Silica gel</i> <i>CSM 17 run &amp; hold for pass Hg (1631)</i>	
Relinquished by Sampler:	Date Time:	Received By:	Date Time:
1. <i>AW/MS</i>	7/14/11	1. <i>[Signature]</i>	10:11
Relinquished by:	Date Time:	Received By:	Date Time:
3		2	7-14-11
Relinquished by:	Date Time:	Received By:	Date Time:
5		4	
Custody Seal #		Appropriate Bottle / Pres. Y / N	Headspace Y / N
5		Labels match Coc? Y / N	On ice Y / N
		Separate Receiving Check List used: Y / N	Cooler Temp. _____ °C

Company Name	Project Name
<i>Tris</i>	<i>Romic EPA</i>
Address	Street
City State Zip	City State
Project Contact: <i>Chris Alger</i>	Project #: <i>07-555C</i>
Phone #	EMAIL: <i>calger@riscenv.com</i>
Samplers Name: <i>Steve Mark</i>	Client Purchase Order #

Requested Analysis	Matrix Codes
<i>VOCs 8760</i>	WW- Wastewater
<i>CSM 17 metals 6010 7000</i>	GW- Ground Water
<i>Pb, Cd, Cr 6010</i>	SW- Surface Water
<i>TPH of d, m, o 8015</i>	SO- Soil
<i>SVOCs 8770</i>	DI- Oil
<i>Pesticides 8090</i>	WP- Wipe
<i>PCB 8082</i>	LIQ - Non-aqueous Liquid
	AIR
	DW- Drinking Water (Perchlorate Only)
	LAB USE ONLY

31  
3

Review Chain of Custody

Chain of Custody is to be complete and legible.

- Are these regulatory (NPDES) samples?
pH requested?
Was Client informed that hold time is 15 min?
Was ortho-Phosphate filtered with in 15 min?
Are sample within hold time?
Existing Client?
Special requirements?
Sample IDs / date & time of collection provided?
Matrix listed and correct?
Analyses listed, we do, or client has authorized a subcontract?
Chain is signed and dated by both client and sample custodian?
IAT requested available?

Table with 3 columns: Client Sample ID, pH Check, Other Comments/Issues. Includes handwritten entries: 39 x (5025 KITS); (1-NEOH/2-DIHZO) and 37 x Acetate Liners.

Review Coolers:

- Were all Coolers temperatures measured at <= 6°C?
Are samples on Ice?
Note that ANC does NOT accept evidentiary samples.
Shipment Received Method AC
Custody Seals: Present: Yes / No

Review of Sample Bottles: if you answer no, explain to the side

- Chain matches bottle labels?
Sample bottle intact?
Is there enough sample volume in proper bottle for requested analyses?
Proper Preservatives?
Headspace-VOAs? Greater than 6mm in diameter

Non-Compliance issues and discrepancies on the COC are forwarded to Project Management

\\Accunca.accutest.com\deptslqa\sops\sop\_complete\list\_2010\current\_active\_sop\_oct\_2010\sc001f1\_0\_form1\_samplecontrol\_samplerereceivingchecklist\_2009-01-01.doc

31 3

## GC/MS Volatiles

---

### QC Data Summaries

---

Includes the following where applicable:

- Method Blank Summaries
- Blank Spike Summaries
- Matrix Spike and Duplicate Summaries

## Method Blank Summary

**Job Number:** C16985**Account:** IRISECAO Iris Environmental**Project:** Romic Soil Investigation(Romic EPA) - 2081 Bay Road,East Palo Alto,CA

Sample	File ID	DF	Analyzed	By	Prep Date	Prep Batch	Analytical Batch
VM826-MB	M25907.D	1	07/25/11	TN	n/a	n/a	VM826

**The QC reported here applies to the following samples:****Method:** SW846 8260B

C16985-1, C16985-2, C16985-3, C16985-4, C16985-5, C16985-6, C16985-7, C16985-8, C16985-9, C16985-10, C16985-11, C16985-12, C16985-14

CAS No.	Compound	Result	RL	MDL	Units	Q
67-64-1	Acetone	ND	100	20	ug/kg	
71-43-2	Benzene	ND	5.0	1.5	ug/kg	
108-86-1	Bromobenzene	ND	5.0	1.5	ug/kg	
74-97-5	Bromochloromethane	ND	5.0	1.5	ug/kg	
75-27-4	Bromodichloromethane	ND	5.0	1.0	ug/kg	
75-25-2	Bromoform	ND	5.0	1.0	ug/kg	
104-51-8	n-Butylbenzene	ND	5.0	1.5	ug/kg	
135-98-8	sec-Butylbenzene	ND	5.0	1.5	ug/kg	
98-06-6	tert-Butylbenzene	ND	5.0	1.5	ug/kg	
108-90-7	Chlorobenzene	ND	5.0	1.5	ug/kg	
75-00-3	Chloroethane	ND	5.0	1.5	ug/kg	
67-66-3	Chloroform	ND	5.0	1.5	ug/kg	
95-49-8	o-Chlorotoluene	ND	5.0	1.5	ug/kg	
106-43-4	p-Chlorotoluene	ND	5.0	1.5	ug/kg	
56-23-5	Carbon tetrachloride	ND	5.0	1.0	ug/kg	
75-34-3	1,1-Dichloroethane	ND	5.0	1.0	ug/kg	
75-35-4	1,1-Dichloroethylene	ND	5.0	1.5	ug/kg	
563-58-6	1,1-Dichloropropene	ND	5.0	1.5	ug/kg	
96-12-8	1,2-Dibromo-3-chloropropane	ND	5.0	1.0	ug/kg	
106-93-4	1,2-Dibromoethane	ND	5.0	1.0	ug/kg	
107-06-2	1,2-Dichloroethane	ND	5.0	1.5	ug/kg	
78-87-5	1,2-Dichloropropane	ND	5.0	1.5	ug/kg	
142-28-9	1,3-Dichloropropane	ND	5.0	1.5	ug/kg	
108-20-3	Di-Isopropyl ether	ND	5.0	1.5	ug/kg	
594-20-7	2,2-Dichloropropane	ND	5.0	1.5	ug/kg	
124-48-1	Dibromochloromethane	ND	5.0	1.0	ug/kg	
75-71-8	Dichlorodifluoromethane	ND	5.0	1.0	ug/kg	
156-59-2	cis-1,2-Dichloroethylene	ND	5.0	1.5	ug/kg	
10061-01-5	cis-1,3-Dichloropropene	ND	5.0	1.5	ug/kg	
541-73-1	m-Dichlorobenzene	ND	5.0	1.5	ug/kg	
95-50-1	o-Dichlorobenzene	ND	5.0	1.5	ug/kg	
106-46-7	p-Dichlorobenzene	ND	5.0	1.5	ug/kg	
156-60-5	trans-1,2-Dichloroethylene	ND	5.0	1.5	ug/kg	
10061-02-6	trans-1,3-Dichloropropene	ND	5.0	1.5	ug/kg	
100-41-4	Ethylbenzene	ND	5.0	1.5	ug/kg	
637-92-3	Ethyl tert-Butyl Ether	ND	5.0	1.5	ug/kg	



## Method Blank Summary

**Job Number:** C16985  
**Account:** IRISECAO Iris Environmental  
**Project:** Romic Soil Investigation(Romic EPA) - 2081 Bay Road,East Palo Alto,CA

Sample	File ID	DF	Analyzed	By	Prep Date	Prep Batch	Analytical Batch
VM826-MB	M25907.D	1	07/25/11	TN	n/a	n/a	VM826

**The QC reported here applies to the following samples:** **Method:** SW846 8260B

C16985-1, C16985-2, C16985-3, C16985-4, C16985-5, C16985-6, C16985-7, C16985-8, C16985-9, C16985-10, C16985-11, C16985-12, C16985-14

CAS No.	Compound	Result	RL	MDL	Units	Q
591-78-6	2-Hexanone	ND	40	5.0	ug/kg	
87-68-3	Hexachlorobutadiene	ND	5.0	1.0	ug/kg	
98-82-8	Isopropylbenzene	ND	5.0	1.5	ug/kg	
99-87-6	p-Isopropyltoluene	ND	5.0	1.5	ug/kg	
108-10-1	4-Methyl-2-pentanone	ND	40	15	ug/kg	
74-83-9	Methyl bromide	ND	5.0	2.5	ug/kg	
74-87-3	Methyl chloride	ND	5.0	1.5	ug/kg	
74-95-3	Methylene bromide	ND	5.0	2.5	ug/kg	
75-09-2	Methylene chloride	ND	25	16	ug/kg	
78-93-3	Methyl ethyl ketone	ND	40	12	ug/kg	
1634-04-4	Methyl Tert Butyl Ether	ND	5.0	1.0	ug/kg	
91-20-3	Naphthalene	ND	5.0	1.5	ug/kg	
103-65-1	n-Propylbenzene	ND	5.0	1.5	ug/kg	
100-42-5	Styrene	ND	5.0	1.0	ug/kg	
994-05-8	Tert-Amyl Methyl Ether	ND	5.0	1.2	ug/kg	
75-65-0	Tert Butyl Alcohol	ND	40	10	ug/kg	
630-20-6	1,1,1,2-Tetrachloroethane	ND	5.0	1.0	ug/kg	
71-55-6	1,1,1-Trichloroethane	ND	5.0	1.5	ug/kg	
79-34-5	1,1,2,2-Tetrachloroethane	ND	5.0	1.0	ug/kg	
79-00-5	1,1,2-Trichloroethane	ND	5.0	1.0	ug/kg	
87-61-6	1,2,3-Trichlorobenzene	ND	5.0	1.5	ug/kg	
96-18-4	1,2,3-Trichloropropane	ND	5.0	1.5	ug/kg	
120-82-1	1,2,4-Trichlorobenzene	ND	5.0	1.5	ug/kg	
95-63-6	1,2,4-Trimethylbenzene	ND	5.0	1.5	ug/kg	
108-67-8	1,3,5-Trimethylbenzene	ND	5.0	1.5	ug/kg	
127-18-4	Tetrachloroethylene	ND	5.0	3.5	ug/kg	
108-88-3	Toluene	ND	5.0	1.5	ug/kg	
79-01-6	Trichloroethylene	ND	5.0	1.0	ug/kg	
75-69-4	Trichlorofluoromethane	ND	5.0	1.2	ug/kg	
75-01-4	Vinyl chloride	ND	5.0	2.5	ug/kg	
1330-20-7	Xylene (total)	ND	10	4.0	ug/kg	

CAS No.	Surrogate Recoveries	Limits
1868-53-7	Dibromofluoromethane	86% 60-130%

## Method Blank Summary

**Job Number:** C16985  
**Account:** IRISECAO Iris Environmental  
**Project:** Romic Soil Investigation(Romic EPA) - 2081 Bay Road,East Palo Alto,CA

Sample	File ID	DF	Analyzed	By	Prep Date	Prep Batch	Analytical Batch
VM826-MB	M25907.D	1	07/25/11	TN	n/a	n/a	VM826

The QC reported here applies to the following samples:

Method: SW846 8260B

C16985-1, C16985-2, C16985-3, C16985-4, C16985-5, C16985-6, C16985-7, C16985-8, C16985-9, C16985-10, C16985-11, C16985-12, C16985-14

CAS No.	Surrogate Recoveries	Limits
2037-26-5	Toluene-D8	93% 60-130%
460-00-4	4-Bromofluorobenzene	101% 60-130%

4.1.1  
4

## Method Blank Summary

**Job Number:** C16985  
**Account:** IRISECAO Iris Environmental  
**Project:** Romic Soil Investigation(Romic EPA) - 2081 Bay Road,East Palo Alto,CA

Sample	File ID	DF	Analyzed	By	Prep Date	Prep Batch	Analytical Batch
VM827-MB	M25938.D	1	07/26/11	TN	n/a	n/a	VM827

**The QC reported here applies to the following samples:** **Method:** SW846 8260B

C16985-15, C16985-17, C16985-18, C16985-19, C16985-20, C16985-21, C16985-22, C16985-23, C16985-24, C16985-25, C16985-26, C16985-27

CAS No.	Compound	Result	RL	MDL	Units	Q
67-64-1	Acetone	ND	100	20	ug/kg	
71-43-2	Benzene	ND	5.0	1.5	ug/kg	
108-86-1	Bromobenzene	ND	5.0	1.5	ug/kg	
74-97-5	Bromochloromethane	ND	5.0	1.5	ug/kg	
75-27-4	Bromodichloromethane	ND	5.0	1.0	ug/kg	
75-25-2	Bromoform	ND	5.0	1.0	ug/kg	
104-51-8	n-Butylbenzene	ND	5.0	1.5	ug/kg	
135-98-8	sec-Butylbenzene	ND	5.0	1.5	ug/kg	
98-06-6	tert-Butylbenzene	ND	5.0	1.5	ug/kg	
108-90-7	Chlorobenzene	ND	5.0	1.5	ug/kg	
75-00-3	Chloroethane	ND	5.0	1.5	ug/kg	
67-66-3	Chloroform	ND	5.0	1.5	ug/kg	
95-49-8	o-Chlorotoluene	ND	5.0	1.5	ug/kg	
106-43-4	p-Chlorotoluene	ND	5.0	1.5	ug/kg	
56-23-5	Carbon tetrachloride	ND	5.0	1.0	ug/kg	
75-34-3	1,1-Dichloroethane	ND	5.0	1.0	ug/kg	
75-35-4	1,1-Dichloroethylene	ND	5.0	1.5	ug/kg	
563-58-6	1,1-Dichloropropene	ND	5.0	1.5	ug/kg	
96-12-8	1,2-Dibromo-3-chloropropane	ND	5.0	1.0	ug/kg	
106-93-4	1,2-Dibromoethane	ND	5.0	1.0	ug/kg	
107-06-2	1,2-Dichloroethane	ND	5.0	1.5	ug/kg	
78-87-5	1,2-Dichloropropane	ND	5.0	1.5	ug/kg	
142-28-9	1,3-Dichloropropane	ND	5.0	1.5	ug/kg	
108-20-3	Di-Isopropyl ether	ND	5.0	1.5	ug/kg	
594-20-7	2,2-Dichloropropane	ND	5.0	1.5	ug/kg	
124-48-1	Dibromochloromethane	ND	5.0	1.0	ug/kg	
75-71-8	Dichlorodifluoromethane	ND	5.0	1.0	ug/kg	
156-59-2	cis-1,2-Dichloroethylene	ND	5.0	1.5	ug/kg	
10061-01-5	cis-1,3-Dichloropropene	ND	5.0	1.5	ug/kg	
541-73-1	m-Dichlorobenzene	ND	5.0	1.5	ug/kg	
95-50-1	o-Dichlorobenzene	ND	5.0	1.5	ug/kg	
106-46-7	p-Dichlorobenzene	ND	5.0	1.5	ug/kg	
156-60-5	trans-1,2-Dichloroethylene	ND	5.0	1.5	ug/kg	
10061-02-6	trans-1,3-Dichloropropene	ND	5.0	1.5	ug/kg	
100-41-4	Ethylbenzene	ND	5.0	1.5	ug/kg	
637-92-3	Ethyl tert-Butyl Ether	ND	5.0	1.5	ug/kg	

4.1.2  
4

## Method Blank Summary

**Job Number:** C16985  
**Account:** IRISECAO Iris Environmental  
**Project:** Romic Soil Investigation(Romic EPA) - 2081 Bay Road,East Palo Alto,CA

Sample	File ID	DF	Analyzed	By	Prep Date	Prep Batch	Analytical Batch
VM827-MB	M25938.D	1	07/26/11	TN	n/a	n/a	VM827

**The QC reported here applies to the following samples:** **Method:** SW846 8260B

C16985-15, C16985-17, C16985-18, C16985-19, C16985-20, C16985-21, C16985-22, C16985-23, C16985-24, C16985-25, C16985-26, C16985-27

CAS No.	Compound	Result	RL	MDL	Units	Q
591-78-6	2-Hexanone	ND	40	5.0	ug/kg	
87-68-3	Hexachlorobutadiene	ND	5.0	1.0	ug/kg	
98-82-8	Isopropylbenzene	ND	5.0	1.5	ug/kg	
99-87-6	p-Isopropyltoluene	ND	5.0	1.5	ug/kg	
108-10-1	4-Methyl-2-pentanone	ND	40	15	ug/kg	
74-83-9	Methyl bromide	ND	5.0	2.5	ug/kg	
74-87-3	Methyl chloride	ND	5.0	1.5	ug/kg	
74-95-3	Methylene bromide	ND	5.0	2.5	ug/kg	
75-09-2	Methylene chloride	ND	25	16	ug/kg	
78-93-3	Methyl ethyl ketone	ND	40	12	ug/kg	
1634-04-4	Methyl Tert Butyl Ether	ND	5.0	1.0	ug/kg	
91-20-3	Naphthalene	ND	5.0	1.5	ug/kg	
103-65-1	n-Propylbenzene	ND	5.0	1.5	ug/kg	
100-42-5	Styrene	ND	5.0	1.0	ug/kg	
994-05-8	Tert-Amyl Methyl Ether	ND	5.0	1.2	ug/kg	
75-65-0	Tert Butyl Alcohol	ND	40	10	ug/kg	
630-20-6	1,1,1,2-Tetrachloroethane	ND	5.0	1.0	ug/kg	
71-55-6	1,1,1-Trichloroethane	ND	5.0	1.5	ug/kg	
79-34-5	1,1,2,2-Tetrachloroethane	ND	5.0	1.0	ug/kg	
79-00-5	1,1,2-Trichloroethane	ND	5.0	1.0	ug/kg	
87-61-6	1,2,3-Trichlorobenzene	ND	5.0	1.5	ug/kg	
96-18-4	1,2,3-Trichloropropane	ND	5.0	1.5	ug/kg	
120-82-1	1,2,4-Trichlorobenzene	ND	5.0	1.5	ug/kg	
95-63-6	1,2,4-Trimethylbenzene	ND	5.0	1.5	ug/kg	
108-67-8	1,3,5-Trimethylbenzene	ND	5.0	1.5	ug/kg	
127-18-4	Tetrachloroethylene	ND	5.0	3.5	ug/kg	
108-88-3	Toluene	ND	5.0	1.5	ug/kg	
79-01-6	Trichloroethylene	ND	5.0	1.0	ug/kg	
75-69-4	Trichlorofluoromethane	ND	5.0	1.2	ug/kg	
75-01-4	Vinyl chloride	ND	5.0	2.5	ug/kg	
1330-20-7	Xylene (total)	ND	10	4.0	ug/kg	

CAS No.	Surrogate Recoveries	Limits
1868-53-7	Dibromofluoromethane	90% 60-130%

## Method Blank Summary

**Job Number:** C16985  
**Account:** IRISECAO Iris Environmental  
**Project:** Romic Soil Investigation(Romic EPA) - 2081 Bay Road,East Palo Alto,CA

Sample	File ID	DF	Analyzed	By	Prep Date	Prep Batch	Analytical Batch
VM827-MB	M25938.D	1	07/26/11	TN	n/a	n/a	VM827

The QC reported here applies to the following samples:

Method: SW846 8260B

C16985-15, C16985-17, C16985-18, C16985-19, C16985-20, C16985-21, C16985-22, C16985-23, C16985-24, C16985-25, C16985-26, C16985-27

CAS No.	Surrogate Recoveries	Limits
2037-26-5	Toluene-D8	94% 60-130%
460-00-4	4-Bromofluorobenzene	99% 60-130%

4.1.2  
4

## Method Blank Summary

**Job Number:** C16985  
**Account:** IRISECAO Iris Environmental  
**Project:** Romic Soil Investigation(Romic EPA) - 2081 Bay Road,East Palo Alto,CA

Sample	File ID	DF	Analyzed	By	Prep Date	Prep Batch	Analytical Batch
VM828-MB	M25976.D	1	07/27/11	TN	n/a	n/a	VM828

**The QC reported here applies to the following samples:** **Method:** SW846 8260B

C16985-18, C16985-21, C16985-29, C16985-30, C16985-31, C16985-32, C16985-33, C16985-34, C16985-35, C16985-36, C16985-37, C16985-38, C16985-39, C16985-40, C16985-41, C16985-7A, C16985-20A, C16985-22A, C16985-32A, C16985-39A

CAS No.	Compound	Result	RL	MDL	Units	Q
67-64-1	Acetone	ND	100	20	ug/kg	
71-43-2	Benzene	ND	5.0	1.5	ug/kg	
108-86-1	Bromobenzene	ND	5.0	1.5	ug/kg	
74-97-5	Bromochloromethane	ND	5.0	1.5	ug/kg	
75-27-4	Bromodichloromethane	ND	5.0	1.0	ug/kg	
75-25-2	Bromoform	ND	5.0	1.0	ug/kg	
104-51-8	n-Butylbenzene	ND	5.0	1.5	ug/kg	
135-98-8	sec-Butylbenzene	ND	5.0	1.5	ug/kg	
98-06-6	tert-Butylbenzene	ND	5.0	1.5	ug/kg	
108-90-7	Chlorobenzene	ND	5.0	1.5	ug/kg	
75-00-3	Chloroethane	ND	5.0	1.5	ug/kg	
67-66-3	Chloroform	ND	5.0	1.5	ug/kg	
95-49-8	o-Chlorotoluene	ND	5.0	1.5	ug/kg	
106-43-4	p-Chlorotoluene	ND	5.0	1.5	ug/kg	
56-23-5	Carbon tetrachloride	ND	5.0	1.0	ug/kg	
75-34-3	1,1-Dichloroethane	ND	5.0	1.0	ug/kg	
75-35-4	1,1-Dichloroethylene	ND	5.0	1.5	ug/kg	
563-58-6	1,1-Dichloropropene	ND	5.0	1.5	ug/kg	
96-12-8	1,2-Dibromo-3-chloropropane	ND	5.0	1.0	ug/kg	
106-93-4	1,2-Dibromoethane	ND	5.0	1.0	ug/kg	
107-06-2	1,2-Dichloroethane	ND	5.0	1.5	ug/kg	
78-87-5	1,2-Dichloropropane	ND	5.0	1.5	ug/kg	
142-28-9	1,3-Dichloropropane	ND	5.0	1.5	ug/kg	
108-20-3	Di-Isopropyl ether	ND	5.0	1.5	ug/kg	
594-20-7	2,2-Dichloropropane	ND	5.0	1.5	ug/kg	
124-48-1	Dibromochloromethane	ND	5.0	1.0	ug/kg	
75-71-8	Dichlorodifluoromethane	ND	5.0	1.0	ug/kg	
156-59-2	cis-1,2-Dichloroethylene	ND	5.0	1.5	ug/kg	
10061-01-5	cis-1,3-Dichloropropene	ND	5.0	1.5	ug/kg	
541-73-1	m-Dichlorobenzene	ND	5.0	1.5	ug/kg	
95-50-1	o-Dichlorobenzene	ND	5.0	1.5	ug/kg	
106-46-7	p-Dichlorobenzene	ND	5.0	1.5	ug/kg	
156-60-5	trans-1,2-Dichloroethylene	ND	5.0	1.5	ug/kg	
10061-02-6	trans-1,3-Dichloropropene	ND	5.0	1.5	ug/kg	
100-41-4	Ethylbenzene	ND	5.0	1.5	ug/kg	
637-92-3	Ethyl tert-Butyl Ether	ND	5.0	1.5	ug/kg	

4.1.3  
4

## Method Blank Summary

**Job Number:** C16985  
**Account:** IRISECAO Iris Environmental  
**Project:** Romic Soil Investigation(Romic EPA) - 2081 Bay Road,East Palo Alto,CA

Sample	File ID	DF	Analyzed	By	Prep Date	Prep Batch	Analytical Batch
VM828-MB	M25976.D	1	07/27/11	TN	n/a	n/a	VM828

**The QC reported here applies to the following samples:** **Method:** SW846 8260B

C16985-18, C16985-21, C16985-29, C16985-30, C16985-31, C16985-32, C16985-33, C16985-34, C16985-35, C16985-36, C16985-37, C16985-38, C16985-39, C16985-40, C16985-41, C16985-7A, C16985-20A, C16985-22A, C16985-32A, C16985-39A

CAS No.	Compound	Result	RL	MDL	Units	Q
591-78-6	2-Hexanone	15.4	40	5.0	ug/kg	J
87-68-3	Hexachlorobutadiene	ND	5.0	1.0	ug/kg	
98-82-8	Isopropylbenzene	ND	5.0	1.5	ug/kg	
99-87-6	p-Isopropyltoluene	ND	5.0	1.5	ug/kg	
108-10-1	4-Methyl-2-pentanone	ND	40	15	ug/kg	
74-83-9	Methyl bromide	ND	5.0	2.5	ug/kg	
74-87-3	Methyl chloride	ND	5.0	1.5	ug/kg	
74-95-3	Methylene bromide	ND	5.0	2.5	ug/kg	
75-09-2	Methylene chloride	ND	25	16	ug/kg	
78-93-3	Methyl ethyl ketone	ND	40	12	ug/kg	
1634-04-4	Methyl Tert Butyl Ether	ND	5.0	1.0	ug/kg	
91-20-3	Naphthalene	ND	5.0	1.5	ug/kg	
103-65-1	n-Propylbenzene	ND	5.0	1.5	ug/kg	
100-42-5	Styrene	ND	5.0	1.0	ug/kg	
994-05-8	Tert-Amyl Methyl Ether	ND	5.0	1.2	ug/kg	
75-65-0	Tert Butyl Alcohol	ND	40	10	ug/kg	
630-20-6	1,1,1,2-Tetrachloroethane	ND	5.0	1.0	ug/kg	
71-55-6	1,1,1-Trichloroethane	ND	5.0	1.5	ug/kg	
79-34-5	1,1,2,2-Tetrachloroethane	ND	5.0	1.0	ug/kg	
79-00-5	1,1,2-Trichloroethane	ND	5.0	1.0	ug/kg	
87-61-6	1,2,3-Trichlorobenzene	ND	5.0	1.5	ug/kg	
96-18-4	1,2,3-Trichloropropane	ND	5.0	1.5	ug/kg	
120-82-1	1,2,4-Trichlorobenzene	ND	5.0	1.5	ug/kg	
95-63-6	1,2,4-Trimethylbenzene	ND	5.0	1.5	ug/kg	
108-67-8	1,3,5-Trimethylbenzene	ND	5.0	1.5	ug/kg	
127-18-4	Tetrachloroethylene	ND	5.0	3.5	ug/kg	
108-88-3	Toluene	ND	5.0	1.5	ug/kg	
79-01-6	Trichloroethylene	ND	5.0	1.0	ug/kg	
75-69-4	Trichlorofluoromethane	ND	5.0	1.2	ug/kg	
75-01-4	Vinyl chloride	ND	5.0	2.5	ug/kg	
1330-20-7	Xylene (total)	ND	10	4.0	ug/kg	

CAS No.	Surrogate Recoveries	Limits
1868-53-7	Dibromofluoromethane	89% 60-130%

## Method Blank Summary

**Job Number:** C16985  
**Account:** IRISECAO Iris Environmental  
**Project:** Romic Soil Investigation(Romic EPA) - 2081 Bay Road,East Palo Alto,CA

Sample	File ID	DF	Analyzed	By	Prep Date	Prep Batch	Analytical Batch
VM828-MB	M25976.D	1	07/27/11	TN	n/a	n/a	VM828

The QC reported here applies to the following samples:

Method: SW846 8260B

C16985-18, C16985-21, C16985-29, C16985-30, C16985-31, C16985-32, C16985-33, C16985-34, C16985-35, C16985-36, C16985-37, C16985-38, C16985-39, C16985-40, C16985-41, C16985-7A, C16985-20A, C16985-22A, C16985-32A, C16985-39A

CAS No.	Surrogate Recoveries	Limits
2037-26-5	Toluene-D8	91% 60-130%
460-00-4	4-Bromofluorobenzene	99% 60-130%



## Method Blank Summary

**Job Number:** C16985**Account:** IRISECAO Iris Environmental**Project:** Romic Soil Investigation(Romic EPA) - 2081 Bay Road,East Palo Alto,CA

Sample	File ID	DF	Analyzed	By	Prep Date	Prep Batch	Analytical Batch
VM829-MB	M26009.D	1	07/28/11	TN	n/a	n/a	VM829

**The QC reported here applies to the following samples:****Method:** SW846 8260B

C16985-32

CAS No.	Compound	Result	RL	MDL	Units	Q
67-64-1	Acetone	ND	100	20	ug/kg	
71-43-2	Benzene	ND	5.0	1.5	ug/kg	
108-86-1	Bromobenzene	ND	5.0	1.5	ug/kg	
74-97-5	Bromochloromethane	ND	5.0	1.5	ug/kg	
75-27-4	Bromodichloromethane	ND	5.0	1.0	ug/kg	
75-25-2	Bromoform	ND	5.0	1.0	ug/kg	
104-51-8	n-Butylbenzene	ND	5.0	1.5	ug/kg	
135-98-8	sec-Butylbenzene	ND	5.0	1.5	ug/kg	
98-06-6	tert-Butylbenzene	ND	5.0	1.5	ug/kg	
108-90-7	Chlorobenzene	ND	5.0	1.5	ug/kg	
75-00-3	Chloroethane	ND	5.0	1.5	ug/kg	
67-66-3	Chloroform	ND	5.0	1.5	ug/kg	
95-49-8	o-Chlorotoluene	ND	5.0	1.5	ug/kg	
106-43-4	p-Chlorotoluene	ND	5.0	1.5	ug/kg	
56-23-5	Carbon tetrachloride	ND	5.0	1.0	ug/kg	
75-34-3	1,1-Dichloroethane	ND	5.0	1.0	ug/kg	
75-35-4	1,1-Dichloroethylene	ND	5.0	1.5	ug/kg	
563-58-6	1,1-Dichloropropene	ND	5.0	1.5	ug/kg	
96-12-8	1,2-Dibromo-3-chloropropane	ND	5.0	1.0	ug/kg	
106-93-4	1,2-Dibromoethane	ND	5.0	1.0	ug/kg	
107-06-2	1,2-Dichloroethane	ND	5.0	1.5	ug/kg	
78-87-5	1,2-Dichloropropane	ND	5.0	1.5	ug/kg	
142-28-9	1,3-Dichloropropane	ND	5.0	1.5	ug/kg	
108-20-3	Di-Isopropyl ether	ND	5.0	1.5	ug/kg	
594-20-7	2,2-Dichloropropane	ND	5.0	1.5	ug/kg	
124-48-1	Dibromochloromethane	ND	5.0	1.0	ug/kg	
75-71-8	Dichlorodifluoromethane	ND	5.0	1.0	ug/kg	
156-59-2	cis-1,2-Dichloroethylene	ND	5.0	1.5	ug/kg	
10061-01-5	cis-1,3-Dichloropropene	ND	5.0	1.5	ug/kg	
541-73-1	m-Dichlorobenzene	ND	5.0	1.5	ug/kg	
95-50-1	o-Dichlorobenzene	ND	5.0	1.5	ug/kg	
106-46-7	p-Dichlorobenzene	ND	5.0	1.5	ug/kg	
156-60-5	trans-1,2-Dichloroethylene	ND	5.0	1.5	ug/kg	
10061-02-6	trans-1,3-Dichloropropene	ND	5.0	1.5	ug/kg	
100-41-4	Ethylbenzene	ND	5.0	1.5	ug/kg	
637-92-3	Ethyl tert-Butyl Ether	ND	5.0	1.5	ug/kg	

## Method Blank Summary

**Job Number:** C16985  
**Account:** IRISECAO Iris Environmental  
**Project:** Romic Soil Investigation(Romic EPA) - 2081 Bay Road,East Palo Alto,CA

Sample	File ID	DF	Analyzed	By	Prep Date	Prep Batch	Analytical Batch
VM829-MB	M26009.D	1	07/28/11	TN	n/a	n/a	VM829

The QC reported here applies to the following samples:

Method: SW846 8260B

C16985-32

CAS No.	Compound	Result	RL	MDL	Units	Q
591-78-6	2-Hexanone	ND	40	5.0	ug/kg	
87-68-3	Hexachlorobutadiene	ND	5.0	1.0	ug/kg	
98-82-8	Isopropylbenzene	ND	5.0	1.5	ug/kg	
99-87-6	p-Isopropyltoluene	ND	5.0	1.5	ug/kg	
108-10-1	4-Methyl-2-pentanone	ND	40	15	ug/kg	
74-83-9	Methyl bromide	ND	5.0	2.5	ug/kg	
74-87-3	Methyl chloride	ND	5.0	1.5	ug/kg	
74-95-3	Methylene bromide	ND	5.0	2.5	ug/kg	
75-09-2	Methylene chloride	ND	25	16	ug/kg	
78-93-3	Methyl ethyl ketone	ND	40	12	ug/kg	
1634-04-4	Methyl Tert Butyl Ether	ND	5.0	1.0	ug/kg	
91-20-3	Naphthalene	ND	5.0	1.5	ug/kg	
103-65-1	n-Propylbenzene	ND	5.0	1.5	ug/kg	
100-42-5	Styrene	ND	5.0	1.0	ug/kg	
994-05-8	Tert-Amyl Methyl Ether	ND	5.0	1.2	ug/kg	
75-65-0	Tert Butyl Alcohol	ND	40	10	ug/kg	
630-20-6	1,1,1,2-Tetrachloroethane	ND	5.0	1.0	ug/kg	
71-55-6	1,1,1-Trichloroethane	ND	5.0	1.5	ug/kg	
79-34-5	1,1,2,2-Tetrachloroethane	ND	5.0	1.0	ug/kg	
79-00-5	1,1,2-Trichloroethane	ND	5.0	1.0	ug/kg	
87-61-6	1,2,3-Trichlorobenzene	ND	5.0	1.5	ug/kg	
96-18-4	1,2,3-Trichloropropane	ND	5.0	1.5	ug/kg	
120-82-1	1,2,4-Trichlorobenzene	ND	5.0	1.5	ug/kg	
95-63-6	1,2,4-Trimethylbenzene	ND	5.0	1.5	ug/kg	
108-67-8	1,3,5-Trimethylbenzene	ND	5.0	1.5	ug/kg	
127-18-4	Tetrachloroethylene	ND	5.0	3.5	ug/kg	
108-88-3	Toluene	ND	5.0	1.5	ug/kg	
79-01-6	Trichloroethylene	ND	5.0	1.0	ug/kg	
75-69-4	Trichlorofluoromethane	ND	5.0	1.2	ug/kg	
75-01-4	Vinyl chloride	ND	5.0	2.5	ug/kg	
1330-20-7	Xylene (total)	ND	10	4.0	ug/kg	

CAS No.	Surrogate Recoveries	Limits
1868-53-7	Dibromofluoromethane	91% 60-130%

## Method Blank Summary

**Job Number:** C16985  
**Account:** IRISECAO Iris Environmental  
**Project:** Romic Soil Investigation(Romic EPA) - 2081 Bay Road,East Palo Alto,CA

Sample	File ID	DF	Analyzed	By	Prep Date	Prep Batch	Analytical Batch
VM829-MB	M26009.D	1	07/28/11	TN	n/a	n/a	VM829

The QC reported here applies to the following samples:

Method: SW846 8260B

C16985-32

CAS No.	Surrogate Recoveries	Limits
2037-26-5	Toluene-D8	94% 60-130%
460-00-4	4-Bromofluorobenzene	102% 60-130%

4.1.4  
4

# Blank Spike Summary

**Job Number:** C16985  
**Account:** IRISECAO Iris Environmental  
**Project:** Romic Soil Investigation(Romic EPA) - 2081 Bay Road,East Palo Alto,CA

Sample	File ID	DF	Analyzed	By	Prep Date	Prep Batch	Analytical Batch
VM829-BS1	M26008.D	1	07/28/11	TN	n/a	n/a	VM829

The QC reported here applies to the following samples: **Method:** SW846 8260B

C16985-32

CAS No.	Compound	Spike ug/kg	BSP ug/kg	BSP %	Limits
---------	----------	----------------	--------------	----------	--------

CAS No.	Surrogate Recoveries	BSP	Limits
1868-53-7	Dibromofluoromethane	93%	60-130%
2037-26-5	Toluene-D8	93%	60-130%
460-00-4	4-Bromofluorobenzene	103%	60-130%

4.2.1  
4

# Blank Spike/Blank Spike Duplicate Summary

**Job Number:** C16985  
**Account:** IRISECAO Iris Environmental  
**Project:** Romic Soil Investigation(Romic EPA) - 2081 Bay Road,East Palo Alto,CA

Sample	File ID	DF	Analyzed	By	Prep Date	Prep Batch	Analytical Batch
VM826-BS	M25905.D	1	07/25/11	TN	n/a	n/a	VM826
VM826-BSD	M25906.D	1	07/25/11	TN	n/a	n/a	VM826

**The QC reported here applies to the following samples:** **Method:** SW846 8260B

C16985-1, C16985-2, C16985-3, C16985-4, C16985-5, C16985-6, C16985-7, C16985-8, C16985-9, C16985-10, C16985-11, C16985-12, C16985-14

CAS No.	Compound	Spike ug/kg	BSP ug/kg	BSP %	BSD ug/kg	BSD %	RPD	Limits Rec/RPD
67-64-1	Acetone	160	158	99	157	98	1	60-130/30
71-43-2	Benzene	40	37.9	95	38.4	96	1	60-130/30
108-86-1	Bromobenzene	40	38.3	96	38.8	97	1	60-130/30
74-97-5	Bromochloromethane	40	38.8	97	38.5	96	1	60-130/30
75-27-4	Bromodichloromethane	40	43.7	109	43.7	109	0	60-130/30
75-25-2	Bromoform	40	41.1	103	41.2	103	0	60-130/30
104-51-8	n-Butylbenzene	40	36.8	92	36.2	91	2	60-130/30
135-98-8	sec-Butylbenzene	40	37.7	94	37.4	94	1	60-130/30
98-06-6	tert-Butylbenzene	40	38.3	96	38.6	97	1	60-130/30
108-90-7	Chlorobenzene	40	37.5	94	37.7	94	1	60-130/30
75-00-3	Chloroethane	40	39.7	99	38.0	95	4	60-130/30
67-66-3	Chloroform	40	40.0	100	39.8	100	1	60-130/30
95-49-8	o-Chlorotoluene	40	35.5	89	36.7	92	3	60-130/30
106-43-4	p-Chlorotoluene	40	39.2	98	37.1	93	6	60-130/30
56-23-5	Carbon tetrachloride	40	43.0	108	42.3	106	2	60-130/30
75-34-3	1,1-Dichloroethane	40	37.2	93	37.0	93	1	60-130/30
75-35-4	1,1-Dichloroethylene	40	34.7	87	34.2	86	1	60-130/30
563-58-6	1,1-Dichloropropene	40	38.3	96	37.9	95	1	60-130/30
96-12-8	1,2-Dibromo-3-chloropropane	40	38.2	96	38.4	96	1	60-130/30
106-93-4	1,2-Dibromoethane	40	37.1	93	37.6	94	1	60-130/30
107-06-2	1,2-Dichloroethane	40	41.6	104	41.5	104	0	60-130/30
78-87-5	1,2-Dichloropropane	40	38.5	96	39.1	98	2	60-130/30
142-28-9	1,3-Dichloropropane	40	36.5	91	37.0	93	1	60-130/30
108-20-3	Di-Isopropyl ether	40	39.7	99	39.7	99	0	60-130/30
594-20-7	2,2-Dichloropropane	40	40.3	101	38.5	96	5	60-130/30
124-48-1	Dibromochloromethane	40	40.2	101	40.2	101	0	60-130/30
75-71-8	Dichlorodifluoromethane	40	31.9	80	30.6	77	4	60-130/30
156-59-2	cis-1,2-Dichloroethylene	40	36.8	92	36.6	92	1	60-130/30
10061-01-5	cis-1,3-Dichloropropene	40	41.5	104	41.7	104	0	60-130/30
541-73-1	m-Dichlorobenzene	40	38.3	96	38.2	96	0	60-130/30
95-50-1	o-Dichlorobenzene	40	38.7	97	38.9	97	1	60-130/30
106-46-7	p-Dichlorobenzene	40	38.4	96	38.4	96	0	60-130/30
156-60-5	trans-1,2-Dichloroethylene	40	34.9	87	33.7	84	3	60-130/30
10061-02-6	trans-1,3-Dichloropropene	40	38.0	95	37.6	94	1	60-130/30
100-41-4	Ethylbenzene	40	36.9	92	37.0	93	0	60-130/30
637-92-3	Ethyl tert-Butyl Ether	40	39.9	100	38.9	97	3	60-130/30

4.3.1  
4

# Blank Spike/Blank Spike Duplicate Summary

**Job Number:** C16985  
**Account:** IRISECAO Iris Environmental  
**Project:** Romic Soil Investigation(Romic EPA) - 2081 Bay Road,East Palo Alto,CA

Sample	File ID	DF	Analyzed	By	Prep Date	Prep Batch	Analytical Batch
VM826-BS	M25905.D	1	07/25/11	TN	n/a	n/a	VM826
VM826-BSD	M25906.D	1	07/25/11	TN	n/a	n/a	VM826

**The QC reported here applies to the following samples:** **Method:** SW846 8260B

C16985-1, C16985-2, C16985-3, C16985-4, C16985-5, C16985-6, C16985-7, C16985-8, C16985-9, C16985-10, C16985-11, C16985-12, C16985-14

CAS No.	Compound	Spike ug/kg	BSP ug/kg	BSP %	BSD ug/kg	BSD %	RPD	Limits Rec/RPD
591-78-6	2-Hexanone	160	146	91	144	90	1	60-130/30
87-68-3	Hexachlorobutadiene	40	43.6	109	43.0	108	1	60-130/30
98-82-8	Isopropylbenzene	40	38.0	95	37.7	94	1	60-130/30
99-87-6	p-Isopropyltoluene	40	38.5	96	37.6	94	2	60-130/30
108-10-1	4-Methyl-2-pentanone	160	164	103	164	103	0	60-130/30
74-83-9	Methyl bromide	40	41.0	103	40.6	102	1	60-130/30
74-87-3	Methyl chloride	40	33.6	84	37.4	94	11	60-130/30
74-95-3	Methylene bromide	40	40.1	100	40.4	101	1	60-130/30
75-09-2	Methylene chloride	40	34.3	86	34.3	86	0	60-130/30
78-93-3	Methyl ethyl ketone	160	159	99	155	97	3	60-130/30
1634-04-4	Methyl Tert Butyl Ether	40	40.8	102	39.7	99	3	60-130/30
91-20-3	Naphthalene	40	38.9	97	38.8	97	0	60-130/30
103-65-1	n-Propylbenzene	40	36.8	92	36.4	91	1	60-130/30
100-42-5	Styrene	40	36.9	92	37.0	93	0	60-130/30
994-05-8	Tert-Amyl Methyl Ether	40	39.7	99	39.3	98	1	60-130/30
75-65-0	Tert Butyl Alcohol	200	209	105	199	100	5	60-130/30
630-20-6	1,1,1,2-Tetrachloroethane	40	39.4	99	38.9	97	1	60-130/30
71-55-6	1,1,1-Trichloroethane	40	41.5	104	40.3	101	3	60-130/30
79-34-5	1,1,2,2-Tetrachloroethane	40	35.7	89	35.9	90	1	60-130/30
79-00-5	1,1,2-Trichloroethane	40	36.1	90	35.9	90	1	60-130/30
87-61-6	1,2,3-Trichlorobenzene	40	39.9	100	39.7	99	1	60-130/30
96-18-4	1,2,3-Trichloropropane	40	36.5	91	37.0	93	1	60-130/30
120-82-1	1,2,4-Trichlorobenzene	40	40.3	101	39.4	99	2	60-130/30
95-63-6	1,2,4-Trimethylbenzene	40	37.3	93	36.8	92	1	60-130/30
108-67-8	1,3,5-Trimethylbenzene	40	37.5	94	37.0	93	1	60-130/30
127-18-4	Tetrachloroethylene	40	36.0	90	39.1	98	8	60-130/30
108-88-3	Toluene	40	34.6	87	35.0	88	1	60-130/30
79-01-6	Trichloroethylene	40	40.7	102	41.2	103	1	60-130/30
75-69-4	Trichlorofluoromethane	40	43.6	109	41.9	105	4	60-130/30
75-01-4	Vinyl chloride	40	36.8	92	35.9	90	2	60-130/30
1330-20-7	Xylene (total)	120	107	89	108	90	1	60-130/30

CAS No.	Surrogate Recoveries	BSP	BSD	Limits
1868-53-7	Dibromofluoromethane	96%	94%	60-130%

4.3.1  
4

# Blank Spike/Blank Spike Duplicate Summary

**Job Number:** C16985  
**Account:** IRISECAO Iris Environmental  
**Project:** Romic Soil Investigation(Romic EPA) - 2081 Bay Road,East Palo Alto,CA

Sample	File ID	DF	Analyzed	By	Prep Date	Prep Batch	Analytical Batch
VM826-BS	M25905.D	1	07/25/11	TN	n/a	n/a	VM826
VM826-BSD	M25906.D	1	07/25/11	TN	n/a	n/a	VM826

The QC reported here applies to the following samples:

Method: SW846 8260B

C16985-1, C16985-2, C16985-3, C16985-4, C16985-5, C16985-6, C16985-7, C16985-8, C16985-9, C16985-10, C16985-11, C16985-12, C16985-14

CAS No.	Surrogate Recoveries	BSP	BSD	Limits
2037-26-5	Toluene-D8	89%	89%	60-130%
460-00-4	4-Bromofluorobenzene	103%	100%	60-130%

4.3.1  
4

# Blank Spike/Blank Spike Duplicate Summary

**Job Number:** C16985  
**Account:** IRISECAO Iris Environmental  
**Project:** Romic Soil Investigation(Romic EPA) - 2081 Bay Road,East Palo Alto,CA

Sample	File ID	DF	Analyzed	By	Prep Date	Prep Batch	Analytical Batch
VM827-BS	M25936.D	1	07/26/11	TN	n/a	n/a	VM827
VM827-BSD	M25937.D	1	07/26/11	TN	n/a	n/a	VM827

**The QC reported here applies to the following samples:** **Method:** SW846 8260B

C16985-15, C16985-17, C16985-18, C16985-19, C16985-20, C16985-21, C16985-22, C16985-23, C16985-24, C16985-25, C16985-26, C16985-27

CAS No.	Compound	Spike ug/kg	BSP ug/kg	BSP %	BSD ug/kg	BSD %	RPD	Limits Rec/RPD
67-64-1	Acetone	160	139	87	120	75	15	60-130/30
71-43-2	Benzene	40	40.8	102	38.8	97	5	60-130/30
108-86-1	Bromobenzene	40	37.6	94	38.1	95	1	60-130/30
74-97-5	Bromochloromethane	40	42.3	106	41.5	104	2	60-130/30
75-27-4	Bromodichloromethane	40	44.0	110	41.7	104	5	60-130/30
75-25-2	Bromoform	40	42.9	107	40.5	101	6	60-130/30
104-51-8	n-Butylbenzene	40	36.7	92	34.9	87	5	60-130/30
135-98-8	sec-Butylbenzene	40	37.5	94	35.9	90	4	60-130/30
98-06-6	tert-Butylbenzene	40	37.7	94	37.4	94	1	60-130/30
108-90-7	Chlorobenzene	40	37.8	95	37.1	93	2	60-130/30
75-00-3	Chloroethane	40	42.1	105	40.6	102	4	60-130/30
67-66-3	Chloroform	40	42.5	106	40.4	101	5	60-130/30
95-49-8	o-Chlorotoluene	40	36.3	91	34.4	86	5	60-130/30
106-43-4	p-Chlorotoluene	40	37.7	94	37.8	95	0	60-130/30
56-23-5	Carbon tetrachloride	40	47.7	119	43.5	109	9	60-130/30
75-34-3	1,1-Dichloroethane	40	39.4	99	37.0	93	6	60-130/30
75-35-4	1,1-Dichloroethylene	40	37.2	93	35.4	89	5	60-130/30
563-58-6	1,1-Dichloropropene	40	41.6	104	39.2	98	6	60-130/30
96-12-8	1,2-Dibromo-3-chloropropane	40	40.0	100	35.1	88	13	60-130/30
106-93-4	1,2-Dibromoethane	40	39.3	98	37.4	94	5	60-130/30
107-06-2	1,2-Dichloroethane	40	46.1	115	42.8	107	7	60-130/30
78-87-5	1,2-Dichloropropane	40	41.2	103	38.7	97	6	60-130/30
142-28-9	1,3-Dichloropropane	40	38.1	95	37.0	93	3	60-130/30
108-20-3	Di-Isopropyl ether	40	41.0	103	39.4	99	4	60-130/30
594-20-7	2,2-Dichloropropane	40	43.5	109	40.0	100	8	60-130/30
124-48-1	Dibromochloromethane	40	40.7	102	38.9	97	5	60-130/30
75-71-8	Dichlorodifluoromethane	40	36.1	90	31.8	80	13	60-130/30
156-59-2	cis-1,2-Dichloroethylene	40	39.4	99	38.6	97	2	60-130/30
10061-01-5	cis-1,3-Dichloropropene	40	43.7	109	41.9	105	4	60-130/30
541-73-1	m-Dichlorobenzene	40	37.3	93	36.6	92	2	60-130/30
95-50-1	o-Dichlorobenzene	40	38.7	97	37.9	95	2	60-130/30
106-46-7	p-Dichlorobenzene	40	37.9	95	37.0	93	2	60-130/30
156-60-5	trans-1,2-Dichloroethylene	40	38.5	96	36.7	92	5	60-130/30
10061-02-6	trans-1,3-Dichloropropene	40	36.0	90	34.5	86	4	60-130/30
100-41-4	Ethylbenzene	40	38.1	95	36.4	91	5	60-130/30
637-92-3	Ethyl tert-Butyl Ether	40	45.9	115	43.1	108	6	60-130/30

4.3.2  
4



# Blank Spike/Blank Spike Duplicate Summary

**Job Number:** C16985  
**Account:** IRISECAO Iris Environmental  
**Project:** Romic Soil Investigation(Romic EPA) - 2081 Bay Road,East Palo Alto,CA

Sample	File ID	DF	Analyzed	By	Prep Date	Prep Batch	Analytical Batch
VM827-BS	M25936.D	1	07/26/11	TN	n/a	n/a	VM827
VM827-BSD	M25937.D	1	07/26/11	TN	n/a	n/a	VM827

**The QC reported here applies to the following samples:** **Method:** SW846 8260B

C16985-15, C16985-17, C16985-18, C16985-19, C16985-20, C16985-21, C16985-22, C16985-23, C16985-24, C16985-25, C16985-26, C16985-27

CAS No.	Compound	Spike ug/kg	BSP ug/kg	BSP %	BSD ug/kg	BSD %	RPD	Limits Rec/RPD
591-78-6	2-Hexanone	160	156	98	134	84	15	60-130/30
87-68-3	Hexachlorobutadiene	40	45.1	113	42.8	107	5	60-130/30
98-82-8	Isopropylbenzene	40	33.8	85	32.5	81	4	60-130/30
99-87-6	p-Isopropyltoluene	40	35.6	89	34.7	87	3	60-130/30
108-10-1	4-Methyl-2-pentanone	160	178	111	153	96	15	60-130/30
74-83-9	Methyl bromide	40	43.2	108	42.5	106	2	60-130/30
74-87-3	Methyl chloride	40	38.8	97	42.0	105	8	60-130/30
74-95-3	Methylene bromide	40	42.1	105	40.3	101	4	60-130/30
75-09-2	Methylene chloride	40	37.8	95	36.5	91	3	60-130/30
78-93-3	Methyl ethyl ketone	160	152	95	133	83	13	60-130/30
1634-04-4	Methyl Tert Butyl Ether	40	46.5	116	43.4	109	7	60-130/30
91-20-3	Naphthalene	40	40.9	102	38.0	95	7	60-130/30
103-65-1	n-Propylbenzene	40	35.9	90	34.6	87	4	60-130/30
100-42-5	Styrene	40	37.5	94	36.4	91	3	60-130/30
994-05-8	Tert-Amyl Methyl Ether	40	44.7	112	42.2	106	6	60-130/30
75-65-0	Tert Butyl Alcohol	200	227	114	184	92	21	60-130/30
630-20-6	1,1,1,2-Tetrachloroethane	40	40.7	102	39.2	98	4	60-130/30
71-55-6	1,1,1-Trichloroethane	40	44.9	112	41.9	105	7	60-130/30
79-34-5	1,1,2,2-Tetrachloroethane	40	37.3	93	35.0	88	6	60-130/30
79-00-5	1,1,2-Trichloroethane	40	36.3	91	35.3	88	3	60-130/30
87-61-6	1,2,3-Trichlorobenzene	40	41.7	104	39.5	99	5	60-130/30
96-18-4	1,2,3-Trichloropropane	40	38.2	96	35.3	88	8	60-130/30
120-82-1	1,2,4-Trichlorobenzene	40	39.2	98	37.7	94	4	60-130/30
95-63-6	1,2,4-Trimethylbenzene	40	36.7	92	35.9	90	2	60-130/30
108-67-8	1,3,5-Trimethylbenzene	40	37.5	94	37.2	93	1	60-130/30
127-18-4	Tetrachloroethylene	40	36.5	91	38.7	97	6	60-130/30
108-88-3	Toluene	40	36.1	90	35.1	88	3	60-130/30
79-01-6	Trichloroethylene	40	43.9	110	41.3	103	6	60-130/30
75-69-4	Trichlorofluoromethane	40	47.8	120	43.8	110	9	60-130/30
75-01-4	Vinyl chloride	40	38.2	96	36.3	91	5	60-130/30
1330-20-7	Xylene (total)	120	110	92	107	89	3	60-130/30

CAS No.	Surrogate Recoveries	BSP	BSD	Limits
1868-53-7	Dibromofluoromethane	99%	97%	60-130%

4.3.2  
4

# Blank Spike/Blank Spike Duplicate Summary

**Job Number:** C16985  
**Account:** IRISECAO Iris Environmental  
**Project:** Romic Soil Investigation(Romic EPA) - 2081 Bay Road,East Palo Alto,CA

Sample	File ID	DF	Analyzed	By	Prep Date	Prep Batch	Analytical Batch
VM827-BS	M25936.D	1	07/26/11	TN	n/a	n/a	VM827
VM827-BSD	M25937.D	1	07/26/11	TN	n/a	n/a	VM827

The QC reported here applies to the following samples:

Method: SW846 8260B

C16985-15, C16985-17, C16985-18, C16985-19, C16985-20, C16985-21, C16985-22, C16985-23, C16985-24, C16985-25, C16985-26, C16985-27

CAS No.	Surrogate Recoveries	BSP	BSD	Limits
2037-26-5	Toluene-D8	89%	90%	60-130%
460-00-4	4-Bromofluorobenzene	103%	102%	60-130%

4.3.2  
4

# Blank Spike/Blank Spike Duplicate Summary

**Job Number:** C16985  
**Account:** IRISECAO Iris Environmental  
**Project:** Romic Soil Investigation(Romic EPA) - 2081 Bay Road,East Palo Alto,CA

Sample	File ID	DF	Analyzed	By	Prep Date	Prep Batch	Analytical Batch
VM828-BS	M25974.D	1	07/27/11	TN	n/a	n/a	VM828
VM828-BSD	M25975.D	1	07/27/11	TN	n/a	n/a	VM828

**The QC reported here applies to the following samples:** **Method:** SW846 8260B

C16985-18, C16985-21, C16985-29, C16985-30, C16985-31, C16985-32, C16985-33, C16985-34, C16985-35, C16985-36, C16985-37, C16985-38, C16985-39, C16985-40, C16985-41, C16985-7A, C16985-20A, C16985-22A, C16985-32A, C16985-39A

CAS No.	Compound	Spike ug/kg	BSP ug/kg	BSP %	BSD ug/kg	BSD %	RPD	Limits Rec/RPD
67-64-1	Acetone	160	166	104	152	95	9	60-130/30
71-43-2	Benzene	40	38.5	96	36.2	91	6	60-130/30
108-86-1	Bromobenzene	40	40.7	102	38.4	96	6	60-130/30
74-97-5	Bromochloromethane	40	40.3	101	38.7	97	4	60-130/30
75-27-4	Bromodichloromethane	40	43.8	110	42.1	105	4	60-130/30
75-25-2	Bromoform	40	42.7	107	41.1	103	4	60-130/30
104-51-8	n-Butylbenzene	40	37.4	94	34.8	87	7	60-130/30
135-98-8	sec-Butylbenzene	40	38.4	96	36.2	91	6	60-130/30
98-06-6	tert-Butylbenzene	40	40.0	100	37.2	93	7	60-130/30
108-90-7	Chlorobenzene	40	38.7	97	37.0	93	4	60-130/30
75-00-3	Chloroethane	40	45.8	115	42.0	105	9	60-130/30
67-66-3	Chloroform	40	39.8	100	37.9	95	5	60-130/30
95-49-8	o-Chlorotoluene	40	37.6	94	34.3	86	9	60-130/30
106-43-4	p-Chlorotoluene	40	37.9	95	35.8	90	6	60-130/30
56-23-5	Carbon tetrachloride	40	41.6	104	39.2	98	6	60-130/30
75-34-3	1,1-Dichloroethane	40	36.5	91	35.2	88	4	60-130/30
75-35-4	1,1-Dichloroethylene	40	33.4	84	31.9	80	5	60-130/30
563-58-6	1,1-Dichloropropene	40	36.2	91	34.0	85	6	60-130/30
96-12-8	1,2-Dibromo-3-chloropropane	40	37.5	94	34.8	87	7	60-130/30
106-93-4	1,2-Dibromoethane	40	37.8	95	35.9	90	5	60-130/30
107-06-2	1,2-Dichloroethane	40	39.2	98	37.7	94	4	60-130/30
78-87-5	1,2-Dichloropropane	40	39.7	99	37.8	95	5	60-130/30
142-28-9	1,3-Dichloropropane	40	37.0	93	35.6	89	4	60-130/30
108-20-3	Di-Isopropyl ether	40	42.2	106	39.9	100	6	60-130/30
594-20-7	2,2-Dichloropropane	40	38.6	97	36.2	91	6	60-130/30
124-48-1	Dibromochloromethane	40	41.5	104	39.9	100	4	60-130/30
75-71-8	Dichlorodifluoromethane	40	31.9	80	29.1	73	9	60-130/30
156-59-2	cis-1,2-Dichloroethylene	40	37.8	95	36.0	90	5	60-130/30
10061-01-5	cis-1,3-Dichloropropene	40	42.2	106	40.0	100	5	60-130/30
541-73-1	m-Dichlorobenzene	40	40.6	102	38.0	95	7	60-130/30
95-50-1	o-Dichlorobenzene	40	40.9	102	38.6	97	6	60-130/30
106-46-7	p-Dichlorobenzene	40	40.5	101	38.0	95	6	60-130/30
156-60-5	trans-1,2-Dichloroethylene	40	33.4	84	31.2	78	7	60-130/30
10061-02-6	trans-1,3-Dichloropropene	40	37.0	93	35.9	90	3	60-130/30
100-41-4	Ethylbenzene	40	37.1	93	35.5	89	4	60-130/30
637-92-3	Ethyl tert-Butyl Ether	40	39.6	99	37.8	95	5	60-130/30

# Blank Spike/Blank Spike Duplicate Summary

**Job Number:** C16985  
**Account:** IRISECAO Iris Environmental  
**Project:** Romic Soil Investigation(Romic EPA) - 2081 Bay Road,East Palo Alto,CA

Sample	File ID	DF	Analyzed	By	Prep Date	Prep Batch	Analytical Batch
VM828-BS	M25974.D	1	07/27/11	TN	n/a	n/a	VM828
VM828-BSD	M25975.D	1	07/27/11	TN	n/a	n/a	VM828

**The QC reported here applies to the following samples:** **Method:** SW846 8260B

C16985-18, C16985-21, C16985-29, C16985-30, C16985-31, C16985-32, C16985-33, C16985-34, C16985-35, C16985-36, C16985-37, C16985-38, C16985-39, C16985-40, C16985-41, C16985-7A, C16985-20A, C16985-22A, C16985-32A, C16985-39A

CAS No.	Compound	Spike ug/kg	BSP ug/kg	BSP %	BSD ug/kg	BSD %	RPD	Limits Rec/RPD
591-78-6	2-Hexanone	160	140	88	129	81	8	60-130/30
87-68-3	Hexachlorobutadiene	40	44.9	112	41.5	104	8	60-130/30
98-82-8	Isopropylbenzene	40	38.5	96	36.6	92	5	60-130/30
99-87-6	p-Isopropyltoluene	40	39.4	99	37.0	93	6	60-130/30
108-10-1	4-Methyl-2-pentanone	160	163	102	147	92	10	60-130/30
74-83-9	Methyl bromide	40	48.3	121	44.2	111	9	60-130/30
74-87-3	Methyl chloride	40	40.4	101	38.6	97	5	60-130/30
74-95-3	Methylene bromide	40	41.4	104	39.5	99	5	60-130/30
75-09-2	Methylene chloride	40	36.8	92	35.2	88	4	60-130/30
78-93-3	Methyl ethyl ketone	160	165	103	150	94	10	60-130/30
1634-04-4	Methyl Tert Butyl Ether	40	40.7	102	38.7	97	5	60-130/30
91-20-3	Naphthalene	40	39.9	100	37.0	93	8	60-130/30
103-65-1	n-Propylbenzene	40	37.7	94	34.9	87	8	60-130/30
100-42-5	Styrene	40	38.1	95	36.4	91	5	60-130/30
994-05-8	Tert-Amyl Methyl Ether	40	40.3	101	38.5	96	5	60-130/30
75-65-0	Tert Butyl Alcohol	200	202	101	177	89	13	60-130/30
630-20-6	1,1,1,2-Tetrachloroethane	40	40.8	102	39.2	98	4	60-130/30
71-55-6	1,1,1-Trichloroethane	40	39.6	99	37.5	94	5	60-130/30
79-34-5	1,1,2,2-Tetrachloroethane	40	37.5	94	34.8	87	7	60-130/30
79-00-5	1,1,2-Trichloroethane	40	36.6	92	35.6	89	3	60-130/30
87-61-6	1,2,3-Trichlorobenzene	40	42.0	105	39.1	98	7	60-130/30
96-18-4	1,2,3-Trichloropropane	40	37.4	94	34.8	87	7	60-130/30
120-82-1	1,2,4-Trichlorobenzene	40	41.7	104	39.0	98	7	60-130/30
95-63-6	1,2,4-Trimethylbenzene	40	38.3	96	35.3	88	8	60-130/30
108-67-8	1,3,5-Trimethylbenzene	40	38.7	97	35.8	90	8	60-130/30
127-18-4	Tetrachloroethylene	40	35.0	88	34.8	87	1	60-130/30
108-88-3	Toluene	40	35.4	89	33.2	83	6	60-130/30
79-01-6	Trichloroethylene	40	42.3	106	39.6	99	7	60-130/30
75-69-4	Trichlorofluoromethane	40	47.2	118	43.6	109	8	60-130/30
75-01-4	Vinyl chloride	40	41.2	103	37.9	95	8	60-130/30
1330-20-7	Xylene (total)	120	110	92	104	87	6	60-130/30

CAS No.	Surrogate Recoveries	BSP	BSD	Limits
1868-53-7	Dibromofluoromethane	93%	94%	60-130%

# Blank Spike/Blank Spike Duplicate Summary

**Job Number:** C16985  
**Account:** IRISECAO Iris Environmental  
**Project:** Romic Soil Investigation(Romic EPA) - 2081 Bay Road,East Palo Alto,CA

Sample	File ID	DF	Analyzed	By	Prep Date	Prep Batch	Analytical Batch
VM828-BS	M25974.D	1	07/27/11	TN	n/a	n/a	VM828
VM828-BSD	M25975.D	1	07/27/11	TN	n/a	n/a	VM828

The QC reported here applies to the following samples:

Method: SW846 8260B

C16985-18, C16985-21, C16985-29, C16985-30, C16985-31, C16985-32, C16985-33, C16985-34, C16985-35, C16985-36, C16985-37, C16985-38, C16985-39, C16985-40, C16985-41, C16985-7A, C16985-20A, C16985-22A, C16985-32A, C16985-39A

CAS No.	Surrogate Recoveries	BSP	BSD	Limits
2037-26-5	Toluene-D8	87%	88%	60-130%
460-00-4	4-Bromofluorobenzene	99%	99%	60-130%

4.3.3  
4

# Blank Spike/Blank Spike Duplicate Summary

**Job Number:** C16985

**Account:** IRISECAO Iris Environmental

**Project:** Romic Soil Investigation(Romic EPA) - 2081 Bay Road,East Palo Alto,CA

Sample	File ID	DF	Analyzed	By	Prep Date	Prep Batch	Analytical Batch
VM829-BS	M26006.D	1	07/28/11	TN	n/a	n/a	VM829
VM829-BSD	M26007.D	1	07/28/11	TN	n/a	n/a	VM829

The QC reported here applies to the following samples:

Method: SW846 8260B

C16985-32

CAS No.	Compound	Spike ug/kg	BSP ug/kg	BSP %	BSD ug/kg	BSD %	RPD	Limits Rec/RPD
67-64-1	Acetone	160	173	108	171	107	1	60-130/30
71-43-2	Benzene	40	40.1	100	39.9	100	1	60-130/30
108-86-1	Bromobenzene	40	35.3	88	35.5	89	1	60-130/30
74-97-5	Bromochloromethane	40	41.0	103	41.0	103	0	60-130/30
75-27-4	Bromodichloromethane	40	44.5	111	43.3	108	3	60-130/30
75-25-2	Bromoform	40	39.5	99	39.6	99	0	60-130/30
104-51-8	n-Butylbenzene	40	34.2	86	33.7	84	1	60-130/30
135-98-8	sec-Butylbenzene	40	34.6	87	34.1	85	1	60-130/30
98-06-6	tert-Butylbenzene	40	35.4	89	35.9	90	1	60-130/30
108-90-7	Chlorobenzene	40	36.3	91	37.5	94	3	60-130/30
75-00-3	Chloroethane	40	42.0	105	41.5	104	1	60-130/30
67-66-3	Chloroform	40	40.7	102	40.4	101	1	60-130/30
95-49-8	o-Chlorotoluene	40	34.5	86	32.1	80	7	60-130/30
106-43-4	p-Chlorotoluene	40	33.5	84	36.0	90	7	60-130/30
56-23-5	Carbon tetrachloride	40	45.6	114	44.3	111	3	60-130/30
75-34-3	1,1-Dichloroethane	40	38.1	95	38.5	96	1	60-130/30
75-35-4	1,1-Dichloroethylene	40	37.8	95	38.3	96	1	60-130/30
563-58-6	1,1-Dichloropropene	40	41.7	104	41.3	103	1	60-130/30
96-12-8	1,2-Dibromo-3-chloropropane	40	35.7	89	33.7	84	6	60-130/30
106-93-4	1,2-Dibromoethane	40	36.6	92	37.0	93	1	60-130/30
107-06-2	1,2-Dichloroethane	40	44.8	112	42.6	107	5	60-130/30
78-87-5	1,2-Dichloropropane	40	39.5	99	38.9	97	2	60-130/30
142-28-9	1,3-Dichloropropane	40	35.6	89	35.9	90	1	60-130/30
108-20-3	Di-Isopropyl ether	40	39.1	98	40.1	100	3	60-130/30
594-20-7	2,2-Dichloropropane	40	40.3	101	39.7	99	1	60-130/30
124-48-1	Dibromochloromethane	40	38.8	97	38.4	96	1	60-130/30
75-71-8	Dichlorodifluoromethane	40	32.3	81	31.7	79	2	60-130/30
156-59-2	cis-1,2-Dichloroethylene	40	38.5	96	38.2	96	1	60-130/30
10061-01-5	cis-1,3-Dichloropropene	40	42.3	106	41.2	103	3	60-130/30
541-73-1	m-Dichlorobenzene	40	35.6	89	35.6	89	0	60-130/30
95-50-1	o-Dichlorobenzene	40	37.0	93	35.9	90	3	60-130/30
106-46-7	p-Dichlorobenzene	40	35.8	90	35.8	90	0	60-130/30
156-60-5	trans-1,2-Dichloroethylene	40	38.3	96	38.2	96	0	60-130/30
10061-02-6	trans-1,3-Dichloropropene	40	36.9	92	36.6	92	1	60-130/30
100-41-4	Ethylbenzene	40	36.5	91	36.6	92	0	60-130/30
637-92-3	Ethyl tert-Butyl Ether	40	39.4	99	39.4	99	0	60-130/30

4.3.4  
4

# Blank Spike/Blank Spike Duplicate Summary

**Job Number:** C16985

**Account:** IRISECAO Iris Environmental

**Project:** Romic Soil Investigation(Romic EPA) - 2081 Bay Road,East Palo Alto,CA

Sample	File ID	DF	Analyzed	By	Prep Date	Prep Batch	Analytical Batch
VM829-BS	M26006.D	1	07/28/11	TN	n/a	n/a	VM829
VM829-BSD	M26007.D	1	07/28/11	TN	n/a	n/a	VM829

The QC reported here applies to the following samples:

Method: SW846 8260B

C16985-32

CAS No.	Compound	Spike ug/kg	BSP ug/kg	BSP %	BSD ug/kg	BSD %	RPD	Limits Rec/RPD
591-78-6	2-Hexanone	160	147	92	146	91	1	60-130/30
87-68-3	Hexachlorobutadiene	40	41.2	103	39.8	100	3	60-130/30
98-82-8	Isopropylbenzene	40	36.9	92	37.2	93	1	60-130/30
99-87-6	p-Isopropyltoluene	40	35.2	88	35.0	88	1	60-130/30
108-10-1	4-Methyl-2-pentanone	160	179	112	170	106	5	60-130/30
74-83-9	Methyl bromide	40	43.6	109	43.5	109	0	60-130/30
74-87-3	Methyl chloride	40	40.9	102	39.8	100	3	60-130/30
74-95-3	Methylene bromide	40	42.9	107	41.9	105	2	60-130/30
75-09-2	Methylene chloride	40	40.3	101	40.5	101	0	60-130/30
78-93-3	Methyl ethyl ketone	160	175	109	169	106	3	60-130/30
1634-04-4	Methyl Tert Butyl Ether	40	40.5	101	39.9	100	1	60-130/30
91-20-3	Naphthalene	40	36.1	90	35.6	89	1	60-130/30
103-65-1	n-Propylbenzene	40	33.7	84	33.6	84	0	60-130/30
100-42-5	Styrene	40	35.3	88	35.8	90	1	60-130/30
994-05-8	Tert-Amyl Methyl Ether	40	39.3	98	39.0	98	1	60-130/30
75-65-0	Tert Butyl Alcohol	200	199	100	186	93	7	60-130/30
630-20-6	1,1,1,2-Tetrachloroethane	40	37.7	94	38.2	96	1	60-130/30
71-55-6	1,1,1-Trichloroethane	40	42.6	107	42.0	105	1	60-130/30
79-34-5	1,1,2,2-Tetrachloroethane	40	32.8	82	31.7	79	3	60-130/30
79-00-5	1,1,2-Trichloroethane	40	34.5	86	34.5	86	0	60-130/30
87-61-6	1,2,3-Trichlorobenzene	40	37.8	95	37.5	94	1	60-130/30
96-18-4	1,2,3-Trichloropropane	40	35.3	88	34.5	86	2	60-130/30
120-82-1	1,2,4-Trichlorobenzene	40	37.7	94	36.5	91	3	60-130/30
95-63-6	1,2,4-Trimethylbenzene	40	34.4	86	34.0	85	1	60-130/30
108-67-8	1,3,5-Trimethylbenzene	40	34.1	85	33.9	85	1	60-130/30
127-18-4	Tetrachloroethylene	40	37.4	94	41.1	103	9	60-130/30
108-88-3	Toluene	40	35.0	88	35.6	89	2	60-130/30
79-01-6	Trichloroethylene	40	43.1	108	43.1	108	0	60-130/30
75-69-4	Trichlorofluoromethane	40	47.0	118	46.0	115	2	60-130/30
75-01-4	Vinyl chloride	40	37.6	94	37.9	95	1	60-130/30
1330-20-7	Xylene (total)	120	105	88	107	89	2	60-130/30

CAS No.	Surrogate Recoveries	BSP	BSD	Limits
1868-53-7	Dibromofluoromethane	99%	98%	60-130%

4.3.4  
 4

# Blank Spike/Blank Spike Duplicate Summary

**Job Number:** C16985  
**Account:** IRISECAO Iris Environmental  
**Project:** Romic Soil Investigation(Romic EPA) - 2081 Bay Road,East Palo Alto,CA

Sample	File ID	DF	Analyzed	By	Prep Date	Prep Batch	Analytical Batch
VM829-BS	M26006.D	1	07/28/11	TN	n/a	n/a	VM829
VM829-BSD	M26007.D	1	07/28/11	TN	n/a	n/a	VM829

The QC reported here applies to the following samples:

Method: SW846 8260B

C16985-32

CAS No.	Surrogate Recoveries	BSP	BSD	Limits
2037-26-5	Toluene-D8	86%	88%	60-130%
460-00-4	4-Bromofluorobenzene	100%	102%	60-130%

4.3.4  
4



# Matrix Spike/Matrix Spike Duplicate Summary

**Job Number:** C16985  
**Account:** IRISECAO Iris Environmental  
**Project:** Romic Soil Investigation(Romic EPA) - 2081 Bay Road,East Palo Alto,CA

Sample	File ID	DF	Analyzed	By	Prep Date	Prep Batch	Analytical Batch
C17111-11MS	M26026.D	1	07/28/11	TN	n/a	n/a	VM829
C17111-11MSD	M26027.D	1	07/28/11	TN	n/a	n/a	VM829
C17111-11	M26025.D	1	07/28/11	TN	n/a	n/a	VM829

The QC reported here applies to the following samples:

Method: SW846 8260B

C16985-32

CAS No.	Compound	C17111-11 ug/kg	Spike ug/kg	MS ug/kg	MS %	MSD ug/kg	MSD %	RPD	Limits Rec/RPD
67-64-1	Acetone	150 U	232	265	114	307	136* a	15	60-130/30
71-43-2	Benzene	7.3 U	58.1	51.1	88	51.8	92	1	60-130/30
108-86-1	Bromobenzene	7.3 U	58.1	39.4	68	41.1	73	4	60-130/30
74-97-5	Bromochloromethane	7.3 U	58.1	54.7	94	53.9	95	1	60-130/30
75-27-4	Bromodichloromethane	7.3 U	58.1	65.4	113	64.2	113	2	60-130/30
75-25-2	Bromoform	7.3 U	58.1	55.7	96	53.8	95	3	60-130/30
104-51-8	n-Butylbenzene	7.3 U	58.1	30.0	52* a	35.2	62	16	60-130/30
135-98-8	sec-Butylbenzene	7.3 U	58.1	33.8	58* a	38.9	69	14	60-130/30
98-06-6	tert-Butylbenzene	7.3 U	58.1	36.2	62	41.0	72	12	60-130/30
108-90-7	Chlorobenzene	7.3 U	58.1	42.8	74	44.0	78	3	60-130/30
75-00-3	Chloroethane	7.3 U	58.1	57.1	98	54.1	96	5	60-130/30
67-66-3	Chloroform	7.3 U	58.1	62.1	107	59.3	105	5	60-130/30
95-49-8	o-Chlorotoluene	7.3 U	58.1	37.4	64	41.3	73	10	60-130/30
106-43-4	p-Chlorotoluene	7.3 U	58.1	39.1	67	39.6	70	1	60-130/30
56-23-5	Carbon tetrachloride	7.3 U	58.1	66.3	114	64.7	114	2	60-130/30
75-34-3	1,1-Dichloroethane	7.3 U	58.1	56.5	97	55.4	98	2	60-130/30
75-35-4	1,1-Dichloroethylene	7.3 U	58.1	48.6	84	48.4	86	0	60-130/30
563-58-6	1,1-Dichloropropene	7.3 U	58.1	54.7	94	56.1	99	3	60-130/30
96-12-8	1,2-Dibromo-3-chloropropane	7.3 U	58.1	55.3	95	54.4	96	2	60-130/30
106-93-4	1,2-Dibromoethane	7.3 U	58.1	50.7	87	50.7	90	0	60-130/30
107-06-2	1,2-Dichloroethane	7.3 U	58.1	76.5	132* a	70.1	124	9	60-130/30
78-87-5	1,2-Dichloropropane	7.3 U	58.1	53.2	92	52.9	94	1	60-130/30
142-28-9	1,3-Dichloropropane	7.3 U	58.1	51.2	88	50.0	88	2	60-130/30
108-20-3	Di-Isopropyl ether	7.3 U	58.1	52.2	90	53.1	94	2	60-130/30
594-20-7	2,2-Dichloropropane	7.3 U	58.1	61.9	107	58.9	104	5	60-130/30
124-48-1	Dibromochloromethane	7.3 U	58.1	54.0	93	53.8	95	0	60-130/30
75-71-8	Dichlorodifluoromethane	7.3 U	58.1	52.7	91	52.9	94	0	60-130/30
156-59-2	cis-1,2-Dichloroethylene	7.3 U	58.1	50.4	87	50.4	89	0	60-130/30
10061-01-5	cis-1,3-Dichloropropene	7.3 U	58.1	57.1	98	56.2	99	2	60-130/30
541-73-1	m-Dichlorobenzene	7.3 U	58.1	34.9	60	37.0	65	6	60-130/30
95-50-1	o-Dichlorobenzene	7.3 U	58.1	37.0	64	39.7	70	7	60-130/30
106-46-7	p-Dichlorobenzene	7.3 U	58.1	34.4	59* a	36.9	65	7	60-130/30
156-60-5	trans-1,2-Dichloroethylene	7.3 U	58.1	48.5	83	48.5	86	0	60-130/30
10061-02-6	trans-1,3-Dichloropropene	7.3 U	58.1	52.6	91	50.9	90	3	60-130/30
100-41-4	Ethylbenzene	7.3 U	58.1	45.1	78	46.7	83	3	60-130/30
637-92-3	Ethyl tert-Butyl Ether	7.3 U	58.1	63.3	109	60.4	107	5	60-130/30

4.4.1  
4

# Matrix Spike/Matrix Spike Duplicate Summary

**Job Number:** C16985  
**Account:** IRISECAO Iris Environmental  
**Project:** Romc Soil Investigation(Romc EPA) - 2081 Bay Road,East Palo Alto,CA

Sample	File ID	DF	Analyzed	By	Prep Date	Prep Batch	Analytical Batch
C17111-11MS	M26026.D	1	07/28/11	TN	n/a	n/a	VM829
C17111-11MSD	M26027.D	1	07/28/11	TN	n/a	n/a	VM829
C17111-11	M26025.D	1	07/28/11	TN	n/a	n/a	VM829

The QC reported here applies to the following samples:

Method: SW846 8260B

C16985-32

CAS No.	Compound	C17111-11 ug/kg	Spike Q	ug/kg	MS ug/kg	MS %	MSD ug/kg	MSD %	RPD	Limits Rec/RPD
591-78-6	2-Hexanone	59 U		232	265	114	242	107	9	60-130/30
87-68-3	Hexachlorobutadiene	7.3 U		58.1	25.5	44* a	36.2	64	35* a	60-130/30
98-82-8	Isopropylbenzene	7.3 U		58.1	43.6	75	46.0	81	5	60-130/30
99-87-6	p-Isopropyltoluene	7.3 U		58.1	33.6	58* a	38.6	68	14	60-130/30
108-10-1	4-Methyl-2-pentanone	59 U		232	321	138* a	288	127	11	60-130/30
74-83-9	Methyl bromide	7.3 U		58.1	57.5	99	56.6	100	2	60-130/30
74-87-3	Methyl chloride	7.3 U		58.1	71.8	124	69.5	123	3	60-130/30
74-95-3	Methylene bromide	7.3 U		58.1	62.4	107	60.4	107	3	60-130/30
75-09-2	Methylene chloride	37 U		58.1	49.2	85	47.5	84	4	60-130/30
78-93-3	Methyl ethyl ketone	59 U		232	281	121	260	115	8	60-130/30
1634-04-4	Methyl Tert Butyl Ether	7.3 U		58.1	65.4	113	61.7	109	6	60-130/30
91-20-3	Naphthalene	7.3 U		58.1	36.2	62	38.4	68	6	60-130/30
103-65-1	n-Propylbenzene	7.3 U		58.1	36.1	62	39.1	69	8	60-130/30
100-42-5	Styrene	7.3 U		58.1	41.4	71	42.5	75	3	60-130/30
994-05-8	Tert-Amyl Methyl Ether	7.3 U		58.1	61.9	107	58.8	104	5	60-130/30
75-65-0	Tert Butyl Alcohol	59 U		291	373	128	346	122	8	60-130/30
630-20-6	1,1,1,2-Tetrachloroethane	7.3 U		58.1	49.7	86	51.1	90	3	60-130/30
71-55-6	1,1,1-Trichloroethane	7.3 U		58.1	66.8	115	63.1	112	6	60-130/30
79-34-5	1,1,2,2-Tetrachloroethane	7.3 U		58.1	43.9	76	43.8	77	0	60-130/30
79-00-5	1,1,2-Trichloroethane	7.3 U		58.1	47.8	82	47.3	84	1	60-130/30
87-61-6	1,2,3-Trichlorobenzene	7.3 U		58.1	27.5	47* a	33.6	59* a	20	60-130/30
96-18-4	1,2,3-Trichloropropane	7.3 U		58.1	52.8	91	50.0	88	5	60-130/30
120-82-1	1,2,4-Trichlorobenzene	7.3 U		58.1	26.0	45* a	31.0	55* a	18	60-130/30
95-63-6	1,2,4-Trimethylbenzene	7.3 U		58.1	36.6	63	39.6	70	8	60-130/30
108-67-8	1,3,5-Trimethylbenzene	7.3 U		58.1	36.9	64	40.1	71	8	60-130/30
127-18-4	Tetrachloroethylene	7.3 U		58.1	44.7	77	48.7	86	9	60-130/30
108-88-3	Toluene	7.3 U		58.1	43.0	74	43.8	77	2	60-130/30
79-01-6	Trichloroethylene	7.3 U		58.1	50.4	87	52.6	93	4	60-130/30
75-69-4	Trichlorofluoromethane	7.3 U		58.1	75.5	130	71.0	126	6	60-130/30
75-01-4	Vinyl chloride	7.3 U		58.1	54.9	94	53.0	94	4	60-130/30
1330-20-7	Xylene (total)	15 U		174	123	71	129	76	5	60-130/30

CAS No.	Surrogate Recoveries	MS	MSD	C17111-11	Limits
1868-53-7	Dibromofluoromethane	113%	106%	114%	60-130%

4.4.1  
 4

# Matrix Spike/Matrix Spike Duplicate Summary

**Job Number:** C16985  
**Account:** IRISECAO Iris Environmental  
**Project:** Romic Soil Investigation(Romic EPA) - 2081 Bay Road,East Palo Alto,CA

Sample	File ID	DF	Analyzed	By	Prep Date	Prep Batch	Analytical Batch
C17111-11MS	M26026.D	1	07/28/11	TN	n/a	n/a	VM829
C17111-11MSD	M26027.D	1	07/28/11	TN	n/a	n/a	VM829
C17111-11	M26025.D	1	07/28/11	TN	n/a	n/a	VM829

The QC reported here applies to the following samples:

Method: SW846 8260B

C16985-32

CAS No.	Surrogate Recoveries	MS	MSD	C17111-11	Limits
2037-26-5	Toluene-D8	88%	89%	92%	60-130%
460-00-4	4-Bromofluorobenzene	111%	109%	110%	60-130%

(a) Outside laboratory control limits.

4.4.1  
4

## GC/MS Semi-volatiles

5

### QC Data Summaries

---

Includes the following where applicable:

- Method Blank Summaries
- Blank Spike Summaries
- Matrix Spike and Duplicate Summaries

## Method Blank Summary

**Job Number:** C16985  
**Account:** IRISECAO Iris Environmental  
**Project:** Romic Soil Investigation(Romic EPA) - 2081 Bay Road,East Palo Alto,CA

Sample	File ID	DF	Analyzed	By	Prep Date	Prep Batch	Analytical Batch
OP4247-MB	Y8854.D	1	07/18/11	MT	07/18/11	OP4247	EY423

**The QC reported here applies to the following samples:** **Method:** SW846 8270C

C16985-1, C16985-4, C16985-10, C16985-19, C16985-22, C16985-31, C16985-36

CAS No.	Compound	Result	RL	MDL	Units	Q
65-85-0	Benzoic acid	ND	1000	890	ug/kg	
95-57-8	2-Chlorophenol	ND	1000	680	ug/kg	
59-50-7	4-Chloro-3-methyl phenol	ND	500	420	ug/kg	
120-83-2	2,4-Dichlorophenol	ND	500	140	ug/kg	
105-67-9	2,4-Dimethylphenol	ND	500	150	ug/kg	
51-28-5	2,4-Dinitrophenol	ND	2500	850	ug/kg	
534-52-1	4,6-Dinitro-o-cresol	ND	2000	1000	ug/kg	
95-48-7	2-Methylphenol	ND	500	170	ug/kg	
	3&4-Methylphenol	ND	500	150	ug/kg	
88-75-5	2-Nitrophenol	ND	500	130	ug/kg	
100-02-7	4-Nitrophenol	ND	2000	1200	ug/kg	
87-86-5	Pentachlorophenol	ND	500	420	ug/kg	
108-95-2	Phenol	ND	2000	1300	ug/kg	
95-95-4	2,4,5-Trichlorophenol	ND	500	120	ug/kg	
88-06-2	2,4,6-Trichlorophenol	ND	500	160	ug/kg	
83-32-9	Acenaphthene	ND	1000	500	ug/kg	
208-96-8	Acenaphthylene	ND	500	200	ug/kg	
62-53-3	Aniline	ND	500	140	ug/kg	
120-12-7	Anthracene	ND	500	100	ug/kg	
103-33-3	Azobenzene	ND	500	170	ug/kg	
92-87-5	Benzidine	ND	2500	730	ug/kg	
56-55-3	Benzo(a)anthracene	ND	500	70	ug/kg	
50-32-8	Benzo(a)pyrene	ND	500	90	ug/kg	
205-99-2	Benzo(b)fluoranthene	ND	500	60	ug/kg	
191-24-2	Benzo(g,h,i)perylene	ND	500	150	ug/kg	
207-08-9	Benzo(k)fluoranthene	ND	500	120	ug/kg	
101-55-3	4-Bromophenyl phenyl ether	ND	500	150	ug/kg	
85-68-7	Butyl benzyl phthalate	ND	500	110	ug/kg	
100-51-6	Benzyl Alcohol	ND	1000	160	ug/kg	
91-58-7	2-Chloronaphthalene	ND	500	180	ug/kg	
106-47-8	4-Chloroaniline	ND	500	140	ug/kg	
86-74-8	Carbazole	ND	500	80	ug/kg	
218-01-9	Chrysene	ND	500	100	ug/kg	
111-91-1	bis(2-Chloroethoxy)methane	ND	500	180	ug/kg	
111-44-4	bis(2-Chloroethyl)ether	ND	500	230	ug/kg	
108-60-1	bis(2-Chloroisopropyl)ether	ND	500	270	ug/kg	

5.1.1  
5

## Method Blank Summary

**Job Number:** C16985  
**Account:** IRISECAO Iris Environmental  
**Project:** Romic Soil Investigation(Romic EPA) - 2081 Bay Road,East Palo Alto,CA

Sample	File ID	DF	Analyzed	By	Prep Date	Prep Batch	Analytical Batch
OP4247-MB	Y8854.D	1	07/18/11	MT	07/18/11	OP4247	EY423

The QC reported here applies to the following samples:

Method: SW846 8270C

C16985-1, C16985-4, C16985-10, C16985-19, C16985-22, C16985-31, C16985-36

CAS No.	Compound	Result	RL	MDL	Units	Q
7005-72-3	4-Chlorophenyl phenyl ether	ND	500	190	ug/kg	
95-50-1	1,2-Dichlorobenzene	ND	500	160	ug/kg	
541-73-1	1,3-Dichlorobenzene	ND	500	150	ug/kg	
106-46-7	1,4-Dichlorobenzene	ND	500	420	ug/kg	
121-14-2	2,4-Dinitrotoluene	ND	500	460	ug/kg	
606-20-2	2,6-Dinitrotoluene	ND	1000	320	ug/kg	
91-94-1	3,3'-Dichlorobenzidine	ND	2500	140	ug/kg	
53-70-3	Dibenzo(a,h)anthracene	ND	500	130	ug/kg	
132-64-9	Dibenzofuran	ND	500	160	ug/kg	
122-39-4	Diphenylamine	ND	500	120	ug/kg	
84-74-2	Di-n-butyl phthalate	ND	500	100	ug/kg	
117-84-0	Di-n-octyl phthalate	ND	500	130	ug/kg	
84-66-2	Diethyl phthalate	ND	500	170	ug/kg	
131-11-3	Dimethyl phthalate	ND	500	180	ug/kg	
117-81-7	bis(2-Ethylhexyl)phthalate	ND	500	220	ug/kg	
206-44-0	Fluoranthene	ND	500	100	ug/kg	
86-73-7	Fluorene	ND	500	180	ug/kg	
118-74-1	Hexachlorobenzene	ND	500	130	ug/kg	
87-68-3	Hexachlorobutadiene	ND	500	190	ug/kg	
77-47-4	Hexachlorocyclopentadiene	ND	500	140	ug/kg	
67-72-1	Hexachloroethane	ND	500	160	ug/kg	
193-39-5	Indeno(1,2,3-cd)pyrene	ND	500	140	ug/kg	
78-59-1	Isophorone	ND	500	170	ug/kg	
90-12-0	1-Methylnaphthalene	ND	500	160	ug/kg	
91-57-6	2-Methylnaphthalene	ND	500	160	ug/kg	
88-74-4	2-Nitroaniline	ND	500	120	ug/kg	
99-09-2	3-Nitroaniline	ND	500	120	ug/kg	
100-01-6	4-Nitroaniline	ND	500	300	ug/kg	
91-20-3	Naphthalene	ND	500	170	ug/kg	
98-95-3	Nitrobenzene	ND	500	160	ug/kg	
62-75-9	N-Nitrosodimethylamine	ND	5000	2200	ug/kg	
621-64-7	N-Nitroso-di-n-propylamine	ND	1000	550	ug/kg	
85-01-8	Phenanthrene	ND	500	110	ug/kg	
129-00-0	Pyrene	ND	1000	680	ug/kg	
110-86-1	Pyridine	ND	2000	220	ug/kg	
120-82-1	1,2,4-Trichlorobenzene	ND	500	340	ug/kg	

## Method Blank Summary

**Job Number:** C16985  
**Account:** IRISECAO Iris Environmental  
**Project:** Romic Soil Investigation(Romic EPA) - 2081 Bay Road,East Palo Alto,CA

Sample	File ID	DF	Analyzed	By	Prep Date	Prep Batch	Analytical Batch
OP4247-MB	Y8854.D	1	07/18/11	MT	07/18/11	OP4247	EY423

The QC reported here applies to the following samples:

Method: SW846 8270C

C16985-1, C16985-4, C16985-10, C16985-19, C16985-22, C16985-31, C16985-36

CAS No.	Surrogate Recoveries	Limits
367-12-4	2-Fluorophenol	48% 20-100%
4165-62-2	Phenol-d5	51% 20-100%
118-79-6	2,4,6-Tribromophenol	51% 30-100%
4165-60-0	Nitrobenzene-d5	50% 20-100%
321-60-8	2-Fluorobiphenyl	48% 20-106%
1718-51-0	Terphenyl-d14	63% 55-130%

## Method Blank Summary

**Job Number:** C16985**Account:** IRISECAO Iris Environmental**Project:** Romic Soil Investigation(Romic EPA) - 2081 Bay Road,East Palo Alto,CA

Sample	File ID	DF	Analyzed	By	Prep Date	Prep Batch	Analytical Batch
OP4270-MB	Y8912.D	1	07/20/11	MT	07/20/11	OP4270	EY425

**The QC reported here applies to the following samples:****Method:** SW846 8270C

C16985-22A

CAS No.	Compound	Result	RL	MDL	Units	Q
65-85-0	Benzoic acid	ND	1000	890	ug/kg	
95-57-8	2-Chlorophenol	ND	1000	680	ug/kg	
59-50-7	4-Chloro-3-methyl phenol	ND	500	420	ug/kg	
120-83-2	2,4-Dichlorophenol	ND	500	140	ug/kg	
105-67-9	2,4-Dimethylphenol	ND	500	150	ug/kg	
51-28-5	2,4-Dinitrophenol	ND	2500	850	ug/kg	
534-52-1	4,6-Dinitro-o-cresol	ND	2000	1000	ug/kg	
95-48-7	2-Methylphenol	ND	500	170	ug/kg	
	3&4-Methylphenol	ND	500	150	ug/kg	
88-75-5	2-Nitrophenol	ND	500	130	ug/kg	
100-02-7	4-Nitrophenol	ND	2000	1200	ug/kg	
87-86-5	Pentachlorophenol	ND	500	420	ug/kg	
108-95-2	Phenol	ND	2000	1300	ug/kg	
95-95-4	2,4,5-Trichlorophenol	ND	500	120	ug/kg	
88-06-2	2,4,6-Trichlorophenol	ND	500	160	ug/kg	
83-32-9	Acenaphthene	ND	1000	500	ug/kg	
208-96-8	Acenaphthylene	ND	500	200	ug/kg	
62-53-3	Aniline	ND	500	140	ug/kg	
120-12-7	Anthracene	ND	500	100	ug/kg	
103-33-3	Azobenzene	ND	500	170	ug/kg	
92-87-5	Benzidine	ND	2500	730	ug/kg	
56-55-3	Benzo(a)anthracene	ND	500	70	ug/kg	
50-32-8	Benzo(a)pyrene	ND	500	90	ug/kg	
205-99-2	Benzo(b)fluoranthene	ND	500	60	ug/kg	
191-24-2	Benzo(g,h,i)perylene	ND	500	150	ug/kg	
207-08-9	Benzo(k)fluoranthene	ND	500	120	ug/kg	
101-55-3	4-Bromophenyl phenyl ether	ND	500	150	ug/kg	
85-68-7	Butyl benzyl phthalate	ND	500	110	ug/kg	
100-51-6	Benzyl Alcohol	ND	1000	160	ug/kg	
91-58-7	2-Chloronaphthalene	ND	500	180	ug/kg	
106-47-8	4-Chloroaniline	ND	500	140	ug/kg	
86-74-8	Carbazole	ND	500	80	ug/kg	
218-01-9	Chrysene	ND	500	100	ug/kg	
111-91-1	bis(2-Chloroethoxy)methane	ND	500	180	ug/kg	
111-44-4	bis(2-Chloroethyl)ether	ND	500	230	ug/kg	
108-60-1	bis(2-Chloroisopropyl)ether	ND	500	270	ug/kg	



## Method Blank Summary

**Job Number:** C16985  
**Account:** IRISECAO Iris Environmental  
**Project:** Romic Soil Investigation(Romic EPA) - 2081 Bay Road,East Palo Alto,CA

Sample	File ID	DF	Analyzed	By	Prep Date	Prep Batch	Analytical Batch
OP4270-MB	Y8912.D	1	07/20/11	MT	07/20/11	OP4270	EY425

The QC reported here applies to the following samples:

Method: SW846 8270C

C16985-22A

CAS No.	Compound	Result	RL	MDL	Units	Q
7005-72-3	4-Chlorophenyl phenyl ether	ND	500	190	ug/kg	
95-50-1	1,2-Dichlorobenzene	ND	500	160	ug/kg	
541-73-1	1,3-Dichlorobenzene	ND	500	150	ug/kg	
106-46-7	1,4-Dichlorobenzene	ND	500	420	ug/kg	
121-14-2	2,4-Dinitrotoluene	ND	500	460	ug/kg	
606-20-2	2,6-Dinitrotoluene	ND	1000	320	ug/kg	
91-94-1	3,3'-Dichlorobenzidine	ND	2500	140	ug/kg	
53-70-3	Dibenzo(a,h)anthracene	ND	500	130	ug/kg	
132-64-9	Dibenzofuran	ND	500	160	ug/kg	
122-39-4	Diphenylamine	ND	500	120	ug/kg	
84-74-2	Di-n-butyl phthalate	ND	500	100	ug/kg	
117-84-0	Di-n-octyl phthalate	ND	500	130	ug/kg	
84-66-2	Diethyl phthalate	ND	500	170	ug/kg	
131-11-3	Dimethyl phthalate	ND	500	180	ug/kg	
117-81-7	bis(2-Ethylhexyl)phthalate	ND	500	220	ug/kg	
206-44-0	Fluoranthene	ND	500	100	ug/kg	
86-73-7	Fluorene	ND	500	180	ug/kg	
118-74-1	Hexachlorobenzene	ND	500	130	ug/kg	
87-68-3	Hexachlorobutadiene	ND	500	190	ug/kg	
77-47-4	Hexachlorocyclopentadiene	ND	500	140	ug/kg	
67-72-1	Hexachloroethane	ND	500	160	ug/kg	
193-39-5	Indeno(1,2,3-cd)pyrene	ND	500	140	ug/kg	
78-59-1	Isophorone	ND	500	170	ug/kg	
90-12-0	1-Methylnaphthalene	ND	500	160	ug/kg	
91-57-6	2-Methylnaphthalene	ND	500	160	ug/kg	
88-74-4	2-Nitroaniline	ND	500	120	ug/kg	
99-09-2	3-Nitroaniline	ND	500	120	ug/kg	
100-01-6	4-Nitroaniline	ND	500	300	ug/kg	
91-20-3	Naphthalene	ND	500	170	ug/kg	
98-95-3	Nitrobenzene	ND	500	160	ug/kg	
62-75-9	N-Nitrosodimethylamine	ND	5000	2200	ug/kg	
621-64-7	N-Nitroso-di-n-propylamine	ND	1000	550	ug/kg	
85-01-8	Phenanthrene	ND	500	110	ug/kg	
129-00-0	Pyrene	ND	1000	680	ug/kg	
110-86-1	Pyridine	ND	2000	220	ug/kg	
120-82-1	1,2,4-Trichlorobenzene	ND	500	340	ug/kg	

## Method Blank Summary

**Job Number:** C16985  
**Account:** IRISECAO Iris Environmental  
**Project:** Romic Soil Investigation(Romic EPA) - 2081 Bay Road,East Palo Alto,CA

Sample	File ID	DF	Analyzed	By	Prep Date	Prep Batch	Analytical Batch
OP4270-MB	Y8912.D	1	07/20/11	MT	07/20/11	OP4270	EY425

The QC reported here applies to the following samples:

Method: SW846 8270C

C16985-22A

CAS No.	Surrogate Recoveries		Limits
367-12-4	2-Fluorophenol	75%	20-100%
4165-62-2	Phenol-d5	75%	20-100%
118-79-6	2,4,6-Tribromophenol	77%	30-100%
4165-60-0	Nitrobenzene-d5	75%	20-100%
321-60-8	2-Fluorobiphenyl	73%	20-106%
1718-51-0	Terphenyl-d14	94%	55-130%

# Blank Spike/Blank Spike Duplicate Summary

**Job Number:** C16985  
**Account:** IRISECAO Iris Environmental  
**Project:** Romic Soil Investigation(Romic EPA) - 2081 Bay Road,East Palo Alto,CA

Sample	File ID	DF	Analyzed	By	Prep Date	Prep Batch	Analytical Batch
OP4247-BS	Y8855.D	1	07/18/11	MT	07/18/11	OP4247	EY423
OP4247-BSD	Y8856.D	1	07/18/11	MT	07/18/11	OP4247	EY423

**The QC reported here applies to the following samples:** **Method:** SW846 8270C

C16985-1, C16985-4, C16985-10, C16985-19, C16985-22, C16985-31, C16985-36

CAS No.	Compound	Spike ug/kg	BSP ug/kg	BSP %	BSD ug/kg	BSD %	RPD	Limits Rec/RPD
65-85-0	Benzoic acid	5000	3810	76	3800	76	0	24-116/30
95-57-8	2-Chlorophenol	2500	1480	59	1490	60	1	31-130/30
59-50-7	4-Chloro-3-methyl phenol	2500	1750	70	1670	67	5	35-117/30
120-83-2	2,4-Dichlorophenol	2500	1590	64	1510	60	5	40-111/30
105-67-9	2,4-Dimethylphenol	2500	1520	61	1470	59	3	29-109/30
51-28-5	2,4-Dinitrophenol	2500	1860	74	2010	80	8	19-117/30
534-52-1	4,6-Dinitro-o-cresol	2500	1580	63	1690	68	7	28-119/30
95-48-7	2-Methylphenol	2500	1520	61	1530	61	1	33-114/30
	3&4-Methylphenol	2500	1530	61	1530	61	0	34-115/30
88-75-5	2-Nitrophenol	2500	1500	60	1420	57	5	20-116/30
100-02-7	4-Nitrophenol	2500	1750	70	2050	82	16	6-114/30
87-86-5	Pentachlorophenol	2500	2090	84	2100	84	0	10-115/30
108-95-2	Phenol	2500	1520	61	1510	60	1	28-122/30
95-95-4	2,4,5-Trichlorophenol	2500	1660	66	1600	64	4	30-111/30
88-06-2	2,4,6-Trichlorophenol	2500	1710	68	1620	65	5	30-110/30
83-32-9	Acenaphthene	2500	1630	65	1500	60	8	34-129/30
208-96-8	Acenaphthylene	2500	1700	68	1590	64	7	38-118/30
62-53-3	Aniline	2500	1300	52	1270	51	2	28-112/30
120-12-7	Anthracene	2500	1820	73	1790	72	2	41-114/30
103-33-3	Azobenzene	2500	1830	73	1760	70	4	28-114/30
92-87-5	Benzidine	5000	1240	25	1450	29	16	10-156/30
56-55-3	Benzo(a)anthracene	2500	1840	74	1850	74	1	40-116/30
50-32-8	Benzo(a)pyrene	2500	1830	73	1820	73	1	39-112/30
205-99-2	Benzo(b)fluoranthene	2500	1840	74	1810	72	2	40-117/30
191-24-2	Benzo(g,h,i)perylene	2500	1640	66	1740	70	6	36-113/30
207-08-9	Benzo(k)fluoranthene	2500	1990	80	1950	78	2	41-117/30
101-55-3	4-Bromophenyl phenyl ether	2500	1760	70	1700	68	3	30-114/30
85-68-7	Butyl benzyl phthalate	2500	2220	89	2020	81	9	27-110/30
100-51-6	Benzyl Alcohol	2500	1590	64	1600	64	1	31-112/30
91-58-7	2-Chloronaphthalene	2500	1600	64	1500	60	6	37-115/30
106-47-8	4-Chloroaniline	2500	1420	57	1410	56	1	29-95/30
86-74-8	Carbazole	2500	1800	72	1830	73	2	40-116/30
218-01-9	Chrysene	2500	1770	71	1800	72	2	40-117/30
111-91-1	bis(2-Chloroethoxy)methane	2500	1600	64	1530	61	4	31-99/30
111-44-4	bis(2-Chloroethyl)ether	2500	1440	58	1430	57	1	30-106/30
108-60-1	bis(2-Chloroisopropyl)ether	2500	1570	63	1530	61	3	24-104/30

5.2.1  
5

# Blank Spike/Blank Spike Duplicate Summary

**Job Number:** C16985  
**Account:** IRISECAO Iris Environmental  
**Project:** Romic Soil Investigation(Romic EPA) - 2081 Bay Road,East Palo Alto,CA

Sample	File ID	DF	Analyzed	By	Prep Date	Prep Batch	Analytical Batch
OP4247-BS	Y8855.D	1	07/18/11	MT	07/18/11	OP4247	EY423
OP4247-BSD	Y8856.D	1	07/18/11	MT	07/18/11	OP4247	EY423

**The QC reported here applies to the following samples:** **Method:** SW846 8270C

C16985-1, C16985-4, C16985-10, C16985-19, C16985-22, C16985-31, C16985-36

CAS No.	Compound	Spike ug/kg	BSP ug/kg	BSP %	BSD ug/kg	BSD %	RPD	Limits Rec/RPD
7005-72-3	4-Chlorophenyl phenyl ether	2500	1730	69	1630	65	6	30-111/30
95-50-1	1,2-Dichlorobenzene	2500	1430	57	1370	55	4	27-111/30
541-73-1	1,3-Dichlorobenzene	2500	1350	54	1280	51	5	25-116/30
106-46-7	1,4-Dichlorobenzene	2500	1380	55	1330	53	4	27-120/30
121-14-2	2,4-Dinitrotoluene	2500	1820	73	1800	72	1	27-114/30
606-20-2	2,6-Dinitrotoluene	2500	1770	71	1700	68	4	27-114/30
91-94-1	3,3'-Dichlorobenzidine	5000	3600	72	3770	75	5	24-118/30
53-70-3	Dibenzo(a,h)anthracene	2500	1650	66	1800	72	9	37-115/30
132-64-9	Dibenzofuran	2500	1720	69	1650	66	4	28-113/30
122-39-4	Diphenylamine	2500	1820	73	1760	70	3	23-117/30
84-74-2	Di-n-butyl phthalate	2500	1930	77	1930	77	0	29-115/30
117-84-0	Di-n-octyl phthalate	2500	2450	98	2090	84	16	29-127/30
84-66-2	Diethyl phthalate	2500	1970	79	1900	76	4	29-116/30
131-11-3	Dimethyl phthalate	2500	1790	72	1720	69	4	30-110/30
117-81-7	bis(2-Ethylhexyl)phthalate	2500	2440	98	1960	78	22	27-121/30
206-44-0	Fluoranthene	2500	1800	72	1850	74	3	40-120/30
86-73-7	Fluorene	2500	1740	70	1670	67	4	40-119/30
118-74-1	Hexachlorobenzene	2500	1850	74	1770	71	4	28-113/30
87-68-3	Hexachlorobutadiene	2500	1610	64	1510	60	6	29-115/30
77-47-4	Hexachlorocyclopentadiene	2500	1240	50	1220	49	2	26-114/30
67-72-1	Hexachloroethane	2500	1360	54	1350	54	1	24-109/30
193-39-5	Indeno(1,2,3-cd)pyrene	2500	1560	62	1730	69	10	37-114/30
78-59-1	Isophorone	2500	1540	62	1480	59	4	28-117/30
90-12-0	1-Methylnaphthalene	2500	1560	62	1460	58	7	25-113/30
91-57-6	2-Methylnaphthalene	2500	1610	64	1520	61	6	27-113/30
88-74-4	2-Nitroaniline	2500	1780	71	1730	69	3	23-116/30
99-09-2	3-Nitroaniline	2500	1620	65	1690	68	4	29-115/30
100-01-6	4-Nitroaniline	2500	1680	67	1830	73	9	29-114/30
91-20-3	Naphthalene	2500	1540	62	1460	58	5	24-113/30
98-95-3	Nitrobenzene	2500	1540	62	1570	63	2	23-112/30
62-75-9	N-Nitrosodimethylamine	2500	1300	54	1300	53	2	20-108/30
621-64-7	N-Nitroso-di-n-propylamine	2500	1650	66	1620	65	2	26-127/30
85-01-8	Phenanthrene	2500	1800	72	1790	72	1	41-113/30
129-00-0	Pyrene	2500	2000	80	1850	74	8	45-134/30
110-86-1	Pyridine	2500	1030	41	961	38	7	20-78/30
120-82-1	1,2,4-Trichlorobenzene	2500	1410	56	1360	54	4	31-122/30

5.2.1  
5

# Blank Spike/Blank Spike Duplicate Summary

**Job Number:** C16985  
**Account:** IRISECAO Iris Environmental  
**Project:** Romic Soil Investigation(Romic EPA) - 2081 Bay Road,East Palo Alto,CA

Sample	File ID	DF	Analyzed	By	Prep Date	Prep Batch	Analytical Batch
OP4247-BS	Y8855.D	1	07/18/11	MT	07/18/11	OP4247	EY423
OP4247-BSD	Y8856.D	1	07/18/11	MT	07/18/11	OP4247	EY423

The QC reported here applies to the following samples:

Method: SW846 8270C

C16985-1, C16985-4, C16985-10, C16985-19, C16985-22, C16985-31, C16985-36

CAS No.	Surrogate Recoveries	BSP	BSD	Limits
367-12-4	2-Fluorophenol	59%	59%	20-100%
4165-62-2	Phenol-d5	64%	63%	20-100%
118-79-6	2,4,6-Tribromophenol	74%	74%	30-100%
4165-60-0	Nitrobenzene-d5	62%	61%	20-100%
321-60-8	2-Fluorobiphenyl	64%	59%	20-106%
1718-51-0	Terphenyl-d14	80%	73%	55-130%

# Blank Spike/Blank Spike Duplicate Summary

**Job Number:** C16985

**Account:** IRISECAO Iris Environmental

**Project:** Romic Soil Investigation(Romic EPA) - 2081 Bay Road,East Palo Alto,CA

Sample	File ID	DF	Analyzed	By	Prep Date	Prep Batch	Analytical Batch
OP4270-BS	Y8913.D	1	07/20/11	MT	07/20/11	OP4270	EY425
OP4270-BSD	Y8914.D	1	07/20/11	MT	07/20/11	OP4270	EY425

The QC reported here applies to the following samples:

Method: SW846 8270C

C16985-22A

CAS No.	Compound	Spike ug/kg	BSP ug/kg	BSP %	BSD ug/kg	BSD %	RPD	Limits Rec/RPD
65-85-0	Benzoic acid	5000	4240	85	3920	78	8	24-116/30
95-57-8	2-Chlorophenol	2500	1850	74	1740	70	6	31-130/30
59-50-7	4-Chloro-3-methyl phenol	2500	1900	76	1750	70	8	35-117/30
120-83-2	2,4-Dichlorophenol	2500	1840	74	1720	69	7	40-111/30
105-67-9	2,4-Dimethylphenol	2500	1890	76	1750	70	8	29-109/30
51-28-5	2,4-Dinitrophenol	2500	2130	85	1970	79	8	19-117/30
534-52-1	4,6-Dinitro-o-cresol	2500	1850	74	1760	70	5	28-119/30
95-48-7	2-Methylphenol	2500	1820	73	1680	67	8	33-114/30
	3&4-Methylphenol	2500	1810	72	1700	68	6	34-115/30
88-75-5	2-Nitrophenol	2500	1810	72	1680	67	7	20-116/30
100-02-7	4-Nitrophenol	2500	2370	95	2330	93	2	6-114/30
87-86-5	Pentachlorophenol	2500	2440	98	2270	91	7	10-115/30
108-95-2	Phenol	2500	1890	76	1760	70	7	28-122/30
95-95-4	2,4,5-Trichlorophenol	2500	1920	77	1780	71	8	30-111/30
88-06-2	2,4,6-Trichlorophenol	2500	1930	77	1770	71	9	30-110/30
83-32-9	Acenaphthene	2500	1800	72	1620	65	11	34-129/30
208-96-8	Acenaphthylene	2500	1900	76	1720	69	10	38-118/30
62-53-3	Aniline	2500	1350	54	1280	51	5	28-112/30
120-12-7	Anthracene	2500	2060	82	1930	77	7	41-114/30
103-33-3	Azobenzene	2500	1950	78	1780	71	9	28-114/30
92-87-5	Benzidine	5000	2410	48	2080	42	15	10-156/30
56-55-3	Benzo(a)anthracene	2500	2120	85	2030	81	4	40-116/30
50-32-8	Benzo(a)pyrene	2500	2070	83	2050	82	1	39-112/30
205-99-2	Benzo(b)fluoranthene	2500	2090	84	2030	81	3	40-117/30
191-24-2	Benzo(g,h,i)perylene	2500	1840	74	1770	71	4	36-113/30
207-08-9	Benzo(k)fluoranthene	2500	2070	83	2090	84	1	41-117/30
101-55-3	4-Bromophenyl phenyl ether	2500	1890	76	1750	70	8	30-114/30
85-68-7	Butyl benzyl phthalate	2500	2270	91	2180	87	4	27-110/30
100-51-6	Benzyl Alcohol	2500	2300	92	2200	88	4	31-112/30
91-58-7	2-Chloronaphthalene	2500	1830	73	1660	66	10	37-115/30
106-47-8	4-Chloroaniline	2500	1590	64	1530	61	4	29-95/30
86-74-8	Carbazole	2500	2110	84	2040	82	3	40-116/30
218-01-9	Chrysene	2500	2080	83	1990	80	4	40-117/30
111-91-1	bis(2-Chloroethoxy)methane	2500	1870	75	1740	70	7	31-99/30
111-44-4	bis(2-Chloroethyl)ether	2500	2040	82	2000	80	2	30-106/30
108-60-1	bis(2-Chloroisopropyl)ether	2500	1890	76	1750	70	8	24-104/30

5.2.2  
5

# Blank Spike/Blank Spike Duplicate Summary

**Job Number:** C16985  
**Account:** IRISECAO Iris Environmental  
**Project:** Romic Soil Investigation(Romic EPA) - 2081 Bay Road,East Palo Alto,CA

Sample	File ID	DF	Analyzed	By	Prep Date	Prep Batch	Analytical Batch
OP4270-BS	Y8913.D	1	07/20/11	MT	07/20/11	OP4270	EY425
OP4270-BSD	Y8914.D	1	07/20/11	MT	07/20/11	OP4270	EY425

The QC reported here applies to the following samples:

Method: SW846 8270C

C16985-22A

CAS No.	Compound	Spike ug/kg	BSP ug/kg	BSP %	BSD ug/kg	BSD %	RPD	Limits Rec/RPD
7005-72-3	4-Chlorophenyl phenyl ether	2500	1850	74	1700	68	8	30-111/30
95-50-1	1,2-Dichlorobenzene	2500	1740	70	1620	65	7	27-111/30
541-73-1	1,3-Dichlorobenzene	2500	1680	67	1550	62	8	25-116/30
106-46-7	1,4-Dichlorobenzene	2500	1690	68	1600	64	5	27-120/30
121-14-2	2,4-Dinitrotoluene	2500	2030	81	1920	77	6	27-114/30
606-20-2	2,6-Dinitrotoluene	2500	1980	79	1780	71	11	27-114/30
91-94-1	3,3'-Dichlorobenzidine	5000	4480	90	4140	83	8	24-118/30
53-70-3	Dibenzo(a,h)anthracene	2500	1860	74	1810	72	3	37-115/30
132-64-9	Dibenzofuran	2500	1930	77	1740	70	10	28-113/30
122-39-4	Diphenylamine	2500	1980	79	1840	74	7	23-117/30
84-74-2	Di-n-butyl phthalate	2500	2090	84	2040	82	2	29-115/30
117-84-0	Di-n-octyl phthalate	2500	2190	88	2160	86	1	29-127/30
84-66-2	Diethyl phthalate	2500	2030	81	1880	75	8	29-116/30
131-11-3	Dimethyl phthalate	2500	1950	78	1790	72	9	30-110/30
117-81-7	bis(2-Ethylhexyl)phthalate	2500	2170	87	2090	84	4	27-121/30
206-44-0	Fluoranthene	2500	2080	83	2030	81	2	40-120/30
86-73-7	Fluorene	2500	1890	76	1720	69	9	40-119/30
118-74-1	Hexachlorobenzene	2500	1820	73	1740	70	4	28-113/30
87-68-3	Hexachlorobutadiene	2500	1920	77	1820	73	5	29-115/30
77-47-4	Hexachlorocyclopentadiene	2500	1230	49	1120	45	9	26-114/30
67-72-1	Hexachloroethane	2500	1630	65	1530	61	6	24-109/30
193-39-5	Indeno(1,2,3-cd)pyrene	2500	1920	77	1780	71	8	37-114/30
78-59-1	Isophorone	2500	1770	71	1630	65	8	28-117/30
90-12-0	1-Methylnaphthalene	2500	1740	70	1610	64	8	25-113/30
91-57-6	2-Methylnaphthalene	2500	1820	73	1670	67	9	27-113/30
88-74-4	2-Nitroaniline	2500	2030	81	1850	74	9	23-116/30
99-09-2	3-Nitroaniline	2500	1830	73	1740	70	5	29-115/30
100-01-6	4-Nitroaniline	2500	2120	85	2060	82	3	29-114/30
91-20-3	Naphthalene	2500	1820	73	1700	68	7	24-113/30
98-95-3	Nitrobenzene	2500	1830	73	1740	70	5	23-112/30
62-75-9	N-Nitrosodimethylamine	2500	1600	66	1600	62	5	20-108/30
621-64-7	N-Nitroso-di-n-propylamine	2500	1860	74	1750	70	6	26-127/30
85-01-8	Phenanthrene	2500	1990	80	1860	74	7	41-113/30
129-00-0	Pyrene	2500	2100	84	1990	80	5	45-134/30
110-86-1	Pyridine	2500	1220	49	1150	46	6	20-78/30
120-82-1	1,2,4-Trichlorobenzene	2500	1700	68	1560	62	9	31-122/30

5.2.2  
 5

# Blank Spike/Blank Spike Duplicate Summary

**Job Number:** C16985  
**Account:** IRISECAO Iris Environmental  
**Project:** Romic Soil Investigation(Romic EPA) - 2081 Bay Road,East Palo Alto,CA

Sample	File ID	DF	Analyzed	By	Prep Date	Prep Batch	Analytical Batch
OP4270-BS	Y8913.D	1	07/20/11	MT	07/20/11	OP4270	EY425
OP4270-BSD	Y8914.D	1	07/20/11	MT	07/20/11	OP4270	EY425

The QC reported here applies to the following samples:

Method: SW846 8270C

C16985-22A

CAS No.	Surrogate Recoveries	BSP	BSD	Limits
367-12-4	2-Fluorophenol	73%	68%	20-100%
4165-62-2	Phenol-d5	74%	70%	20-100%
118-79-6	2,4,6-Tribromophenol	79%	72%	30-100%
4165-60-0	Nitrobenzene-d5	73%	69%	20-100%
321-60-8	2-Fluorobiphenyl	71%	65%	20-106%
1718-51-0	Terphenyl-d14	82%	80%	55-130%

5.2.2  
5



# Matrix Spike/Matrix Spike Duplicate Summary

**Job Number:** C16985  
**Account:** IRISECAO Iris Environmental  
**Project:** Romic Soil Investigation(Romic EPA) - 2081 Bay Road,East Palo Alto,CA

Sample	File ID	DF	Analyzed	By	Prep Date	Prep Batch	Analytical Batch
OP4247-MS	Y8874.D	1	07/19/11	MT	07/18/11	OP4247	EY424
OP4247-MSD	Y8875.D	1	07/19/11	MT	07/18/11	OP4247	EY424
C17019-15	Y8884.D	1	07/19/11	MT	07/18/11	OP4247	EY424

**The QC reported here applies to the following samples:** **Method:** SW846 8270C

C16985-1, C16985-4, C16985-10, C16985-19, C16985-22, C16985-31, C16985-36

CAS No.	Compound	C17019-15 ug/kg	Spike Q	ug/kg	MS ug/kg	MS %	MSD ug/kg	MSD %	RPD	Limits Rec/RPD
65-85-0	Benzoic acid	ND		5000	2000	40	2440	49	20	24-116/36
95-57-8	2-Chlorophenol	ND		2500	1340	54	1830	73	31	31-130/31
59-50-7	4-Chloro-3-methyl phenol	ND		2500	1690	68	2020	81	18	35-117/38
120-83-2	2,4-Dichlorophenol	ND		2500	1420	57	1850	74	26	40-111/30
105-67-9	2,4-Dimethylphenol	ND		2500	1400	56	1830	73	27	29-109/31
51-28-5	2,4-Dinitrophenol	ND		2500	2040	82	2150	86	5	19-117/40
534-52-1	4,6-Dinitro-o-cresol	ND		2500	2110	84	2090	84	1	28-119/37
95-48-7	2-Methylphenol	ND		2500	1350	54	1810	72	29	33-114/29
	3&4-Methylphenol	ND		2500	1360	54	1820	73	29	34-115/31
88-75-5	2-Nitrophenol	ND		2500	1370	55	1790	72	27	20-116/30
100-02-7	4-Nitrophenol	ND		2500	2560	102	2500	100	2	6-114/56
87-86-5	Pentachlorophenol	ND		2500	2400	96	2560	102	6	10-115/39
108-95-2	Phenol	ND		2500	1380	55	1880	75	31	28-122/38
95-95-4	2,4,5-Trichlorophenol	ND		2500	1770	71	2030	81	14	30-111/28
88-06-2	2,4,6-Trichlorophenol	ND		2500	1610	64	1980	79	21	30-110/27
83-32-9	Acenaphthene	ND		2500	1490	60	1820	73	20	34-129/31
208-96-8	Acenaphthylene	ND		2500	1590	64	1900	76	18	38-118/30
62-53-3	Aniline	ND		2500	1170	47	1520	61	26	28-112/38
120-12-7	Anthracene	ND		2500	2180	87	2220	89	2	41-114/29
103-33-3	Azobenzene	ND		2500	1940	78	2120	85	9	28-114/27
92-87-5	Benzidine	ND		5000	630	13	440	9* a	36	10-156/50
56-55-3	Benzo(a)anthracene	ND		2500	2360	94	2350	94	0	40-116/31
50-32-8	Benzo(a)pyrene	ND		2500	2380	95	2390	96	0	39-112/32
205-99-2	Benzo(b)fluoranthene	ND		2500	2520	101	2500	100	1	40-117/31
191-24-2	Benzo(g,h,i)perylene	ND		2500	2110	84	2070	83	2	36-113/32
207-08-9	Benzo(k)fluoranthene	ND		2500	2490	100	2490	100	0	41-117/30
101-55-3	4-Bromophenyl phenyl ether	ND		2500	1950	78	2050	82	5	30-114/26
85-68-7	Butyl benzyl phthalate	ND		2500	2700	108	2780	111* b	3	27-110/28
100-51-6	Benzyl Alcohol	ND		2500	1700	68	2370	95	33	31-112/34
91-58-7	2-Chloronaphthalene	ND		2500	1480	59	1850	74	22	37-115/28
106-47-8	4-Chloroaniline	ND		2500	1290	52	1530	61	17	29-95/34
86-74-8	Carbazole	ND		2500	2140	86	2190	88	2	40-116/30
218-01-9	Chrysene	ND		2500	2330	93	2300	92	1	40-117/31
111-91-1	bis(2-Chloroethoxy)methane	ND		2500	1410	56	1890	76	29	31-99/30
111-44-4	bis(2-Chloroethyl)ether	ND		2500	1280	51	1790	72	33	30-106/33
108-60-1	bis(2-Chloroisopropyl)ether	ND		2500	1410	56	1920	77	31	24-104/32

5.3.1  
5

# Matrix Spike/Matrix Spike Duplicate Summary

**Job Number:** C16985  
**Account:** IRISECAO Iris Environmental  
**Project:** Romic Soil Investigation(Romic EPA) - 2081 Bay Road,East Palo Alto,CA

Sample	File ID	DF	Analyzed	By	Prep Date	Prep Batch	Analytical Batch
OP4247-MS	Y8874.D	1	07/19/11	MT	07/18/11	OP4247	EY424
OP4247-MSD	Y8875.D	1	07/19/11	MT	07/18/11	OP4247	EY424
C17019-15	Y8884.D	1	07/19/11	MT	07/18/11	OP4247	EY424

**The QC reported here applies to the following samples:** **Method:** SW846 8270C

C16985-1, C16985-4, C16985-10, C16985-19, C16985-22, C16985-31, C16985-36

CAS No.	Compound	C17019-15 ug/kg	Spike Q	ug/kg	MS ug/kg	MS %	MSD ug/kg	MSD %	RPD	Limits Rec/RPD
7005-72-3	4-Chlorophenyl phenyl ether	ND		2500	1740	70	1960	78	12	30-111/26
95-50-1	1,2-Dichlorobenzene	ND		2500	1270	51	1730	69	31	27-111/35
541-73-1	1,3-Dichlorobenzene	ND		2500	1190	48	1630	65	31	25-116/36
106-46-7	1,4-Dichlorobenzene	ND		2500	1240	50	1680	67	30	27-120/30
121-14-2	2,4-Dinitrotoluene	ND		2500	2100	84	2170	87	3	27-114/38
606-20-2	2,6-Dinitrotoluene	ND		2500	1830	73	2020	81	10	27-114/30
91-94-1	3,3'-Dichlorobenzidine	ND		5000	4320	86	3960	79	9	24-118/31
53-70-3	Dibenzo(a,h)anthracene	ND		2500	2090	84	2090	84	0	37-115/29
132-64-9	Dibenzofuran	ND		2500	1680	67	1960	78	15	28-113/27
122-39-4	Diphenylamine	ND		2500	2020	81	2100	84	4	23-117/28
84-74-2	Di-n-butyl phthalate	ND		2500	2340	94	2370	95	1	29-115/27
117-84-0	Di-n-octyl phthalate	ND		2500	3060	122	3230	129* b	5	29-127/28
84-66-2	Diethyl phthalate	ND		2500	2130	85	2190	88	3	29-116/27
131-11-3	Dimethyl phthalate	ND		2500	1820	73	2010	80	10	30-110/26
117-81-7	bis(2-Ethylhexyl)phthalate	ND		2500	2670	107	2800	112	5	27-121/29
206-44-0	Fluoranthene	ND		2500	2260	90	2240	90	1	40-120/32
86-73-7	Fluorene	ND		2500	1780	71	2010	80	12	40-119/30
118-74-1	Hexachlorobenzene	ND		2500	2050	82	2120	85	3	28-113/27
87-68-3	Hexachlorobutadiene	ND		2500	1460	58	1950	78	29	29-115/33
77-47-4	Hexachlorocyclopentadiene	ND		2500	1230	49	1630	65	28	26-114/41
67-72-1	Hexachloroethane	ND		2500	1210	48	1690	68	33	24-109/38
193-39-5	Indeno(1,2,3-cd)pyrene	ND		2500	2030	81	2040	82	0	37-114/33
78-59-1	Isophorone	ND		2500	1370	55	1780	71	26	28-117/30
90-12-0	1-Methylnaphthalene	ND		2500	1370	55	1770	71	25	25-113/33
91-57-6	2-Methylnaphthalene	ND		2500	1440	58	1830	73	24	27-113/32
88-74-4	2-Nitroaniline	ND		2500	1870	75	2080	83	11	23-116/29
99-09-2	3-Nitroaniline	ND		2500	1830	73	1820	73	1	29-115/31
100-01-6	4-Nitroaniline	ND		2500	2140	86	2100	84	2	29-114/31
91-20-3	Naphthalene	ND		2500	1420	57	1850	74	26	24-113/32
98-95-3	Nitrobenzene	ND		2500	1390	56	1860	74	29	23-112/32
62-75-9	N-Nitrosodimethylamine	ND		2500	1200	49	1700	66	31	20-108/34
621-64-7	N-Nitroso-di-n-propylamine	ND		2500	1430	57	1850	74	26	26-127/43
85-01-8	Phenanthrene	ND		2500	2110	84	2170	87	3	41-113/32
129-00-0	Pyrene	ND		2500	2470	99	2540	102	3	45-134/33
110-86-1	Pyridine	ND		2500	824	33	1100	44	29	20-78/38
120-82-1	1,2,4-Trichlorobenzene	ND		2500	1310	52	1720	69	27	31-122/44

5.3.1  
**5**

# Matrix Spike/Matrix Spike Duplicate Summary

**Job Number:** C16985  
**Account:** IRISECAO Iris Environmental  
**Project:** Romic Soil Investigation(Romic EPA) - 2081 Bay Road,East Palo Alto,CA

Sample	File ID	DF	Analyzed	By	Prep Date	Prep Batch	Analytical Batch
OP4247-MS	Y8874.D	1	07/19/11	MT	07/18/11	OP4247	EY424
OP4247-MSD	Y8875.D	1	07/19/11	MT	07/18/11	OP4247	EY424
C17019-15	Y8884.D	1	07/19/11	MT	07/18/11	OP4247	EY424

The QC reported here applies to the following samples:

Method: SW846 8270C

C16985-1, C16985-4, C16985-10, C16985-19, C16985-22, C16985-31, C16985-36

CAS No.	Surrogate Recoveries	MS	MSD	C17019-15	Limits
367-12-4	2-Fluorophenol	51%	71%	69%	20-100%
4165-62-2	Phenol-d5	54%	73%	73%	20-100%
118-79-6	2,4,6-Tribromophenol	87%	90%	89%	30-100%
4165-60-0	Nitrobenzene-d5	55%	74%	72%	20-100%
321-60-8	2-Fluorobiphenyl	56%	72%	71%	20-106%
1718-51-0	Terphenyl-d14	98%	101%	100%	55-130%

- (a) Outside control limits due to matrix interference.
- (b) Outside laboratory control limits (high bias).

5.3.1  
5

# Matrix Spike/Matrix Spike Duplicate Summary

**Job Number:** C16985  
**Account:** IRISECAO Iris Environmental  
**Project:** Romic Soil Investigation(Romic EPA) - 2081 Bay Road,East Palo Alto,CA

Sample	File ID	DF	Analyzed	By	Prep Date	Prep Batch	Analytical Batch
OP4270-MS	Y8979.D	1	07/23/11	MT	07/20/11	OP4270	EY428
OP4270-MSD	Y8980.D	1	07/23/11	MT	07/20/11	OP4270	EY428
C17043-20	Y8919.D	1	07/20/11	MT	07/20/11	OP4270	EY425

The QC reported here applies to the following samples:

Method: SW846 8270C

C16985-22A

CAS No.	Compound	C17043-20 ug/kg	Spike Q ug/kg	MS ug/kg	MS %	MSD ug/kg	MSD %	RPD	Limits Rec/RPD	
65-85-0	Benzoic acid	2030		5000	3040	20*	2570	11*	17	24-116/36
95-57-8	2-Chlorophenol	ND		2500	660	26*	610	25*	7	31-130/31
59-50-7	4-Chloro-3-methyl phenol	ND		2500	1490	60	1440	58	3	35-117/38
120-83-2	2,4-Dichlorophenol	ND		2500	1110	44	1110	44	0	40-111/30
105-67-9	2,4-Dimethylphenol	ND		2500	1050	42	1040	42	1	29-109/31
51-28-5	2,4-Dinitrophenol	ND		2500	2240	90	2050	82	9	19-117/40
534-52-1	4,6-Dinitro-o-cresol	ND		2500	2060	82	1910	76	8	28-119/37
95-48-7	2-Methylphenol	222	J	2500	1070	34	1040	33	3	33-114/29
	3&4-Methylphenol	895		2500	1070	7*	1070	7*	0	34-115/31
88-75-5	2-Nitrophenol	ND		2500	953	38	970	39	2	20-116/30
100-02-7	4-Nitrophenol	ND		2500	2350	94	2290	92	3	6-114/56
87-86-5	Pentachlorophenol	ND		2500	2490	100	2390	96	4	10-115/39
108-95-2	Phenol	2950		2500	150	-112*	120	-113*	25	28-122/38
95-95-4	2,4,5-Trichlorophenol	ND		2500	1630	65	1520	61	7	30-111/28
88-06-2	2,4,6-Trichlorophenol	ND		2500	1380	55	1320	53	4	30-110/27
83-32-9	Acenaphthene	ND		2500	1160	46	1150	46	1	34-129/31
208-96-8	Acenaphthylene	ND		2500	1200	48	1220	49	2	38-118/30
62-53-3	Aniline	ND		2500	670	27*	581	23*	14	28-112/38
120-12-7	Anthracene	ND		2500	1960	78	1850	74	6	41-114/29
103-33-3	Azobenzene	ND		2500	1590	64	1560	62	2	28-114/27
92-87-5	Benzidine	ND		5000	ND	0*	ND	0*	nc	10-156/50
56-55-3	Benzo(a)anthracene	ND		2500	2300	92	2140	86	7	40-116/31
50-32-8	Benzo(a)pyrene	ND		2500	2260	90	2220	89	2	39-112/32
205-99-2	Benzo(b)fluoranthene	ND		2500	2180	87	2200	88	1	40-117/31
191-24-2	Benzo(g,h,i)perylene	ND		2500	2320	93	2120	85	9	36-113/32
207-08-9	Benzo(k)fluoranthene	ND		2500	2260	90	2260	90	0	41-117/30
101-55-3	4-Bromophenyl phenyl ether	ND		2500	1650	66	1580	63	4	30-114/26
85-68-7	Butyl benzyl phthalate	ND		2500	2430	97	2370	95	3	27-110/28
100-51-6	Benzyl Alcohol	ND		2500	1290	52	1310	52	2	31-112/34
91-58-7	2-Chloronaphthalene	ND		2500	1050	42	1090	44	4	37-115/28
106-47-8	4-Chloroaniline	ND		2500	513	21*	352	14*	37*	29-95/34
86-74-8	Carbazole	ND		2500	2020	81	1910	76	6	40-116/30
218-01-9	Chrysene	ND		2500	2280	91	2140	86	6	40-117/31
111-91-1	bis(2-Chloroethoxy)methane	ND		2500	1010	40	993	40	2	31-99/30
111-44-4	bis(2-Chloroethyl)ether	ND		2500	931	37	938	38	1	30-106/33
108-60-1	bis(2-Chloroisopropyl)ether	ND		2500	947	38	951	38	0	24-104/32

5.3.2  
 5

# Matrix Spike/Matrix Spike Duplicate Summary

**Job Number:** C16985  
**Account:** IRISECAO Iris Environmental  
**Project:** Romic Soil Investigation(Romic EPA) - 2081 Bay Road,East Palo Alto,CA

Sample	File ID	DF	Analyzed	By	Prep Date	Prep Batch	Analytical Batch
OP4270-MS	Y8979.D	1	07/23/11	MT	07/20/11	OP4270	EY428
OP4270-MSD	Y8980.D	1	07/23/11	MT	07/20/11	OP4270	EY428
C17043-20	Y8919.D	1	07/20/11	MT	07/20/11	OP4270	EY425

The QC reported here applies to the following samples:

Method: SW846 8270C

C16985-22A

CAS No.	Compound	C17043-20 ug/kg	Spike Q	ug/kg	MS ug/kg	MS %	MSD ug/kg	MSD %	RPD	Limits Rec/RPD
7005-72-3	4-Chlorophenyl phenyl ether	ND		2500	1380	55	1380	55	0	30-111/26
95-50-1	1,2-Dichlorobenzene	ND		2500	881	35	867	35	2	27-111/35
541-73-1	1,3-Dichlorobenzene	ND		2500	835	33	805	32	4	25-116/36
106-46-7	1,4-Dichlorobenzene	ND		2500	850	34	866	35	2	27-120/30
121-14-2	2,4-Dinitrotoluene	ND		2500	1920	77	1770	71	8	27-114/38
606-20-2	2,6-Dinitrotoluene	ND		2500	1620	65	1510	60	7	27-114/30
91-94-1	3,3'-Dichlorobenzidine	ND		5000	3210	64	2600	52	21	24-118/31
53-70-3	Dibenzo(a,h)anthracene	ND		2500	2220	89	2090	84	6	37-115/29
132-64-9	Dibenzofuran	ND		2500	1330	53	1310	52	2	28-113/27
122-39-4	Diphenylamine	ND		2500	1800	72	1670	67	7	23-117/28
84-74-2	Di-n-butyl phthalate	ND		2500	2240	90	2190	88	2	29-115/27
117-84-0	Di-n-octyl phthalate	3930		2500	2300	-65*	2350	-63*	2	29-127/28
84-66-2	Diethyl phthalate	ND		2500	2030	81	1890	76	7	29-116/27
131-11-3	Dimethyl phthalate	ND		2500	1580	63	1500	60	5	30-110/26
117-81-7	bis(2-Ethylhexyl)phthalate	7350		2500	2480	-195* a	2370	-199* a	5	27-121/29
206-44-0	Fluoranthene	ND		2500	2240	90	2080	83	7	40-120/32
86-73-7	Fluorene	ND		2500	1480	59	1410	56	5	40-119/30
118-74-1	Hexachlorobenzene	ND		2500	1640	66	1590	64	3	28-113/27
87-68-3	Hexachlorobutadiene	ND		2500	1010	40	977	39	3	29-115/33
77-47-4	Hexachlorocyclopentadiene	ND		2500	395	16*	661	26	50*	26-114/41
67-72-1	Hexachloroethane	ND		2500	862	34	852	34	1	24-109/38
193-39-5	Indeno(1,2,3-cd)pyrene	ND		2500	2110	84	2110	84	0	37-114/33
78-59-1	Isophorone	ND		2500	965	39	946	38	2	28-117/30
90-12-0	1-Methylnaphthalene	ND		2500	968	39	1000	40	3	25-113/33
91-57-6	2-Methylnaphthalene	ND		2500	1000	40	1020	41	2	27-113/32
88-74-4	2-Nitroaniline	ND		2500	1630	65	1520	61	7	23-116/29
99-09-2	3-Nitroaniline	ND		2500	1260	50	1060	42	17	29-115/31
100-01-6	4-Nitroaniline	ND		2500	1160	46	963	39	19	29-114/31
91-20-3	Naphthalene	ND		2500	997	40	1010	40	1	24-113/32
98-95-3	Nitrobenzene	ND		2500	962	38	974	39	1	23-112/32
62-75-9	N-Nitrosodimethylamine	ND		2500	880	35	890	35	0	20-108/34
621-64-7	N-Nitroso-di-n-propylamine	ND		2500	1040	42	1100	44	6	26-127/43
85-01-8	Phenanthrene	ND		2500	1940	78	1800	72	7	41-113/32
129-00-0	Pyrene	ND		2500	2230	89	2100	84	6	45-134/33
110-86-1	Pyridine	ND		2500	651	26	629	25	3	20-78/38
120-82-1	1,2,4-Trichlorobenzene	ND		2500	899	36	898	36	0	31-122/44

5.3.2  
 5

# Matrix Spike/Matrix Spike Duplicate Summary

**Job Number:** C16985  
**Account:** IRISECAO Iris Environmental  
**Project:** Romic Soil Investigation(Romic EPA) - 2081 Bay Road,East Palo Alto,CA

Sample	File ID	DF	Analyzed	By	Prep Date	Prep Batch	Analytical Batch
OP4270-MS	Y8979.D	1	07/23/11	MT	07/20/11	OP4270	EY428
OP4270-MSD	Y8980.D	1	07/23/11	MT	07/20/11	OP4270	EY428
C17043-20	Y8919.D	1	07/20/11	MT	07/20/11	OP4270	EY425

The QC reported here applies to the following samples:

Method: SW846 8270C

C16985-22A

CAS No.	Surrogate Recoveries	MS	MSD	C17043-20	Limits
367-12-4	2-Fluorophenol	39%	37%	38%	20-100%
4165-62-2	Phenol-d5	6% * b	4% * b	36%	20-100%
118-79-6	2,4,6-Tribromophenol	77%	71%	84%	30-100%
4165-60-0	Nitrobenzene-d5	39%	38%	39%	20-100%
321-60-8	2-Fluorobiphenyl	41%	42%	41%	20-106%
1718-51-0	Terphenyl-d14	90%	84%	92%	55-130%

- (a) Outside control limits due to high level in sample relative to spike amount.
- (b) Outside control limits due to matrix interference.

5.3.2  
5

## GC Volatiles

---

## QC Data Summaries

---

Includes the following where applicable:

- Method Blank Summaries
- Blank Spike Summaries
- Matrix Spike and Duplicate Summaries

# Method Blank Summary

**Job Number:** C16985  
**Account:** IRISECAO Iris Environmental  
**Project:** Romic Soil Investigation(Romic EPA) - 2081 Bay Road,East Palo Alto,CA

Sample	File ID	DF	Analyzed	By	Prep Date	Prep Batch	Analytical Batch
GJK876-MB	JK21142.D	1	07/21/11	TT	n/a	n/a	GJK876

The QC reported here applies to the following samples:

Method: SW846 8015B

C16985-1, C16985-2, C16985-3, C16985-4, C16985-5

CAS No.	Compound	Result	RL	MDL	Units	Q
	TPH-GRO (C6-C10)	ND	0.10	0.050	mg/kg	

CAS No.	Surrogate Recoveries	Limits
98-08-8	aaa-Trifluorotoluene	92% 60-157%



## Method Blank Summary

**Job Number:** C16985  
**Account:** IRISECAO Iris Environmental  
**Project:** Romic Soil Investigation(Romic EPA) - 2081 Bay Road,East Palo Alto,CA

Sample	File ID	DF	Analyzed	By	Prep Date	Prep Batch	Analytical Batch
GJK878-MB	JK21200.D	1	07/23/11	TT	n/a	n/a	GJK878

The QC reported here applies to the following samples:

Method: SW846 8015B

C16985-6, C16985-7, C16985-8, C16985-9, C16985-10, C16985-16, C16985-7A

CAS No.	Compound	Result	RL	MDL	Units	Q
	TPH-GRO (C6-C10)	ND	0.10	0.050	mg/kg	

CAS No.	Surrogate Recoveries	Limits
98-08-8	aaa-Trifluorotoluene	89% 60-157%

# Method Blank Summary

**Job Number:** C16985  
**Account:** IRISECAO Iris Environmental  
**Project:** Romic Soil Investigation(Romic EPA) - 2081 Bay Road,East Palo Alto,CA

Sample	File ID	DF	Analyzed	By	Prep Date	Prep Batch	Analytical Batch
GJK879-MB	JK21230.D	1	07/24/11	TT	n/a	n/a	GJK879

The QC reported here applies to the following samples: **Method:** SW846 8015B

C16985-11, C16985-12, C16985-13, C16985-14, C16985-15, C16985-17, C16985-18, C16985-19, C16985-20, C16985-21, C16985-22, C16985-23, C16985-24, C16985-25, C16985-26, C16985-27, C16985-28, C16985-36, C16985-20A, C16985-22A

CAS No.	Compound	Result	RL	MDL	Units	Q
	TPH-GRO (C6-C10)	ND	0.096	0.048	mg/kg	

CAS No.	Surrogate Recoveries	Limits
98-08-8	aaa-Trifluorotoluene	90% 60-157%

# Method Blank Summary

**Job Number:** C16985  
**Account:** IRISECAO Iris Environmental  
**Project:** Romic Soil Investigation(Romic EPA) - 2081 Bay Road,East Palo Alto,CA

Sample	File ID	DF	Analyzed	By	Prep Date	Prep Batch	Analytical Batch
GJK882-MB	JK21302.D	1	07/26/11	TT	n/a	n/a	GJK882

The QC reported here applies to the following samples: **Method:** SW846 8015B

C16985-29, C16985-30, C16985-31, C16985-37, C16985-38, C16985-39, C16985-40, C16985-41, C16985-39A

CAS No.	Compound	Result	RL	MDL	Units	Q
	TPH-GRO (C6-C10)	ND	0.10	0.050	mg/kg	

CAS No.	Surrogate Recoveries	Limits
98-08-8	aaa-Trifluorotoluene	90% 60-157%

# Blank Spike/Blank Spike Duplicate Summary

**Job Number:** C16985  
**Account:** IRISECAO Iris Environmental  
**Project:** Romic Soil Investigation(Romic EPA) - 2081 Bay Road,East Palo Alto,CA

Sample	File ID	DF	Analyzed	By	Prep Date	Prep Batch	Analytical Batch
GJK876-BS	JK21140.D	1	07/21/11	TT	n/a	n/a	GJK876
GJK876-BSD	JK21141.D	1	07/21/11	TT	n/a	n/a	GJK876

The QC reported here applies to the following samples: Method: SW846 8015B

C16985-1, C16985-2, C16985-3, C16985-4, C16985-5

CAS No.	Compound	Spike mg/kg	BSP mg/kg	BSP %	BSD mg/kg	BSD %	RPD	Limits Rec/RPD
	TPH-GRO (C6-C10)	0.5	0.486	97	0.493	99	1	65-135/30

CAS No.	Surrogate Recoveries	BSP	BSD	Limits
98-08-8	aaa-Trifluorotoluene	118%	119%	60-157%

6.2.1  
6

# Blank Spike/Blank Spike Duplicate Summary

**Job Number:** C16985  
**Account:** IRISECAO Iris Environmental  
**Project:** Romic Soil Investigation(Romic EPA) - 2081 Bay Road,East Palo Alto,CA

Sample	File ID	DF	Analyzed	By	Prep Date	Prep Batch	Analytical Batch
GJK878-BS	JK21198.D	1	07/23/11	TT	n/a	n/a	GJK878
GJK878-BSD	JK21199.D	1	07/23/11	TT	n/a	n/a	GJK878

The QC reported here applies to the following samples: Method: SW846 8015B

C16985-6, C16985-7, C16985-8, C16985-9, C16985-10, C16985-16, C16985-7A

CAS No.	Compound	Spike mg/kg	BSP mg/kg	BSP %	BSD mg/kg	BSD %	RPD	Limits Rec/RPD
	TPH-GRO (C6-C10)	0.5	0.515	103	0.506	101	2	65-135/30

CAS No.	Surrogate Recoveries	BSP	BSD	Limits
98-08-8	aaa-Trifluorotoluene	117%	116%	60-157%

6.2.2  
6

# Blank Spike/Blank Spike Duplicate Summary

**Job Number:** C16985  
**Account:** IRISECAO Iris Environmental  
**Project:** Romic Soil Investigation(Romic EPA) - 2081 Bay Road,East Palo Alto,CA

Sample	File ID	DF	Analyzed	By	Prep Date	Prep Batch	Analytical Batch
GJK879-BS	JK21228.D	1	07/24/11	TT	n/a	n/a	GJK879
GJK879-BSD	JK21229.D	1	07/24/11	TT	n/a	n/a	GJK879

The QC reported here applies to the following samples: Method: SW846 8015B

C16985-11, C16985-12, C16985-13, C16985-14, C16985-15, C16985-17, C16985-18, C16985-19, C16985-20, C16985-21, C16985-22, C16985-23, C16985-24, C16985-25, C16985-26, C16985-27, C16985-28, C16985-36, C16985-20A, C16985-22A

CAS No.	Compound	Spike mg/kg	BSP mg/kg	BSP %	BSD mg/kg	BSD %	RPD	Limits Rec/RPD
	TPH-GRO (C6-C10)	0.5	0.515	103	0.501	100	3	65-135/30

CAS No.	Surrogate Recoveries	BSP	BSD	Limits
98-08-8	aaa-Trifluorotoluene	120%	119%	60-157%

6.2.3

6

# Blank Spike/Blank Spike Duplicate Summary

**Job Number:** C16985  
**Account:** IRISECAO Iris Environmental  
**Project:** Romic Soil Investigation(Romic EPA) - 2081 Bay Road,East Palo Alto,CA

Sample	File ID	DF	Analyzed	By	Prep Date	Prep Batch	Analytical Batch
GJK882-BS	JK21300.D	1	07/26/11	TT	n/a	n/a	GJK882
GJK882-BSD	JK21301.D	1	07/26/11	TT	n/a	n/a	GJK882

The QC reported here applies to the following samples: Method: SW846 8015B

C16985-29, C16985-30, C16985-31, C16985-37, C16985-38, C16985-39, C16985-40, C16985-41, C16985-39A

CAS No.	Compound	Spike mg/kg	BSP mg/kg	BSP %	BSD mg/kg	BSD %	RPD	Limits Rec/RPD
	TPH-GRO (C6-C10)	0.5	0.484	97	0.494	99	2	65-135/30

CAS No.	Surrogate Recoveries	BSP	BSD	Limits
98-08-8	aaa-Trifluorotoluene	119%	119%	60-157%

6.2.4  
6

# Matrix Spike/Matrix Spike Duplicate Summary

**Job Number:** C16985  
**Account:** IRISECAO Iris Environmental  
**Project:** Romic Soil Investigation(Romic EPA) - 2081 Bay Road,East Palo Alto,CA

Sample	File ID	DF	Analyzed	By	Prep Date	Prep Batch	Analytical Batch
C16957-38MS	JK21164.D	1	07/22/11	TT	n/a	n/a	GJK876
C16957-38MSD	JK21165.D	1	07/22/11	TT	n/a	n/a	GJK876
C16957-38	JK21158.D	1	07/22/11	TT	n/a	n/a	GJK876

The QC reported here applies to the following samples:

Method: SW846 8015B

C16985-1, C16985-2, C16985-3, C16985-4, C16985-5

CAS No.	Compound	C16957-38 mg/kg	Spike Q	mg/kg	MS mg/kg	MS %	MSD mg/kg	MSD %	RPD	Limits Rec/RPD
	TPH-GRO (C6-C10)	ND	0.477	0.384	80	0.395	83	3	65-135/25	

CAS No.	Surrogate Recoveries	MS	MSD	C16957-38	Limits
98-08-8	aaa-Trifluorotoluene	114%	118%	91%	60-157%



# Matrix Spike/Matrix Spike Duplicate Summary

**Job Number:** C16985  
**Account:** IRISECAO Iris Environmental  
**Project:** Romic Soil Investigation(Romic EPA) - 2081 Bay Road,East Palo Alto,CA

Sample	File ID	DF	Analyzed	By	Prep Date	Prep Batch	Analytical Batch
C16985-16MS	JK21225.D	1	07/24/11	TT	n/a	n/a	GJK878
C16985-16MSD	JK21226.D	1	07/24/11	TT	n/a	n/a	GJK878
C16985-16	JK21224.D	1	07/24/11	TT	n/a	n/a	GJK878

The QC reported here applies to the following samples: Method: SW846 8015B

C16985-6, C16985-7, C16985-8, C16985-9, C16985-10, C16985-16, C16985-7A

CAS No.	Compound	C16985-16 mg/kg	Spike mg/kg	MS mg/kg	MS %	MSD mg/kg	MSD %	RPD	Limits Rec/RPD
	TPH-GRO (C6-C10)	ND	0.482	0.284	59* a	0.351	73	21	65-135/25

CAS No.	Surrogate Recoveries	MS	MSD	C16985-16	Limits
98-08-8	aaa-Trifluorotoluene	111%	115%	95%	60-157%

(a) Outside control limits due to matrix interference.

6.3.2  
6

# Matrix Spike/Matrix Spike Duplicate Summary

**Job Number:** C16985  
**Account:** IRISECAO Iris Environmental  
**Project:** Romic Soil Investigation(Romic EPA) - 2081 Bay Road,East Palo Alto,CA

Sample	File ID	DF	Analyzed	By	Prep Date	Prep Batch	Analytical Batch
C16985-36MS	JK21252.D	1	07/25/11	TT	n/a	n/a	GJK879
C16985-36MSD	JK21253.D	1	07/25/11	TT	n/a	n/a	GJK879
C16985-36	JK21251.D	1	07/25/11	TT	n/a	n/a	GJK879

The QC reported here applies to the following samples: Method: SW846 8015B

C16985-11, C16985-12, C16985-13, C16985-14, C16985-15, C16985-17, C16985-18, C16985-19, C16985-20, C16985-21, C16985-22, C16985-23, C16985-24, C16985-25, C16985-26, C16985-27, C16985-28, C16985-36, C16985-20A, C16985-22A

CAS No.	Compound	C16985-36 mg/kg	Spike Q	mg/kg	MS mg/kg	MS %	MSD mg/kg	MSD %	RPD	Limits Rec/RPD
	TPH-GRO (C6-C10)	ND	0.48	0.422	88	0.405	85	4	65-135/25	

CAS No.	Surrogate Recoveries	MS	MSD	C16985-36	Limits
98-08-8	aaa-Trifluorotoluene	118%	117%	90%	60-157%

6.3.3

6

# Matrix Spike/Matrix Spike Duplicate Summary

**Job Number:** C16985  
**Account:** IRISECAO Iris Environmental  
**Project:** Romic Soil Investigation(Romic EPA) - 2081 Bay Road,East Palo Alto,CA

Sample	File ID	DF	Analyzed	By	Prep Date	Prep Batch	Analytical Batch
C17018-29MS	JK21342.D	1	07/28/11	TT	n/a	n/a	GJK882
C17018-29MSD	JK21328.D	1	07/27/11	TT	n/a	n/a	GJK882
C17018-29	JK21341.D	1	07/28/11	TT	n/a	n/a	GJK882

The QC reported here applies to the following samples: Method: SW846 8015B

C16985-29, C16985-30, C16985-31, C16985-37, C16985-38, C16985-39, C16985-40, C16985-41, C16985-39A

CAS No.	Compound	C17018-29 mg/kg	Spike mg/kg	MS mg/kg	MS %	MSD mg/kg	MSD %	RPD	Limits Rec/RPD
	TPH-GRO (C6-C10)	ND	0.497	0.303	61*	0.481	97	45*	65-135/25

CAS No.	Surrogate Recoveries	MS	MSD	C17018-29	Limits
98-08-8	aaa-Trifluorotoluene	108%	116%	88%	60-157%

## GC Semi-volatiles

---

## QC Data Summaries

---

Includes the following where applicable:

- Method Blank Summaries
- Blank Spike Summaries
- Matrix Spike and Duplicate Summaries

# Method Blank Summary

**Job Number:** C16985  
**Account:** IRISECAO Iris Environmental  
**Project:** Romic Soil Investigation(Romic EPA) - 2081 Bay Road,East Palo Alto,CA

Sample	File ID	DF	Analyzed	By	Prep Date	Prep Batch	Analytical Batch
OP4244-MB	OO22742.D	1	07/26/11	RV	07/16/11	OP4244	G00727

**The QC reported here applies to the following samples:** **Method:** SW846 8081A

C16985-1, C16985-4, C16985-10, C16985-19, C16985-22, C16985-31, C16985-36

CAS No.	Compound	Result	RL	MDL	Units	Q
309-00-2	Aldrin	ND	25	10	ug/kg	
319-84-6	alpha-BHC	ND	25	11	ug/kg	
319-85-7	beta-BHC	ND	25	3.5	ug/kg	
319-86-8	delta-BHC	ND	25	3.5	ug/kg	
58-89-9	gamma-BHC (Lindane)	ND	25	7.5	ug/kg	
12789-03-6	Chlordane	ND	100	100	ug/kg	
60-57-1	Dieldrin	ND	25	3.0	ug/kg	
72-54-8	4,4' -DDD	ND	25	3.5	ug/kg	
72-55-9	4,4' -DDE	ND	25	3.0	ug/kg	
50-29-3	4,4' -DDT	ND	25	3.0	ug/kg	
72-20-8	Endrin	ND	25	3.0	ug/kg	
7421-93-4	Endrin aldehyde	ND	25	6.0	ug/kg	
959-98-8	Endosulfan-I	ND	25	3.5	ug/kg	
33213-65-9	Endosulfan-II	ND	25	3.5	ug/kg	
1031-07-8	Endosulfan sulfate	ND	25	8.0	ug/kg	
76-44-8	Heptachlor	ND	25	6.0	ug/kg	
1024-57-3	Heptachlor epoxide	ND	25	4.0	ug/kg	
72-43-5	Methoxychlor	ND	25	3.5	ug/kg	
8001-35-2	Toxaphene	ND	100	100	ug/kg	

CAS No.	Surrogate Recoveries	Limits	
877-09-8	Tetrachloro-m-xylene	69%	35-132%
877-09-8	Tetrachloro-m-xylene	70%	35-132%
2051-24-3	Decachlorobiphenyl	89%	35-132%
2051-24-3	Decachlorobiphenyl	101%	35-132%

7.1.1  
7

# Method Blank Summary

**Job Number:** C16985  
**Account:** IRISECAO Iris Environmental  
**Project:** Romc Soil Investigation(Romc EPA) - 2081 Bay Road,East Palo Alto,CA

Sample	File ID	DF	Analyzed	By	Prep Date	Prep Batch	Analytical Batch
OP4280-MB	OO22810.D	1	07/27/11	RV	07/22/11	OP4280	G00729

**The QC reported here applies to the following samples:** **Method:** SW846 8081A

C16985-22A

CAS No.	Compound	Result	RL	MDL	Units	Q
309-00-2	Aldrin	ND	25	10	ug/kg	
319-84-6	alpha-BHC	ND	25	11	ug/kg	
319-85-7	beta-BHC	ND	25	3.5	ug/kg	
319-86-8	delta-BHC	ND	25	3.5	ug/kg	
58-89-9	gamma-BHC (Lindane)	ND	25	7.5	ug/kg	
12789-03-6	Chlordane	ND	100	100	ug/kg	
60-57-1	Dieldrin	ND	25	3.0	ug/kg	
72-54-8	4,4' -DDD	ND	25	3.5	ug/kg	
72-55-9	4,4' -DDE	ND	25	3.0	ug/kg	
50-29-3	4,4' -DDT	ND	25	3.0	ug/kg	
72-20-8	Endrin	ND	25	3.0	ug/kg	
7421-93-4	Endrin aldehyde	ND	25	6.0	ug/kg	
959-98-8	Endosulfan-I	ND	25	3.5	ug/kg	
33213-65-9	Endosulfan-II	ND	25	3.5	ug/kg	
1031-07-8	Endosulfan sulfate	ND	25	8.0	ug/kg	
76-44-8	Heptachlor	ND	25	6.0	ug/kg	
1024-57-3	Heptachlor epoxide	ND	25	4.0	ug/kg	
72-43-5	Methoxychlor	ND	25	3.5	ug/kg	
8001-35-2	Toxaphene	ND	100	100	ug/kg	

CAS No.	Surrogate Recoveries	Limits	
877-09-8	Tetrachloro-m-xylene	66%	35-132%
877-09-8	Tetrachloro-m-xylene	71%	35-132%
2051-24-3	Decachlorobiphenyl	83%	35-132%
2051-24-3	Decachlorobiphenyl	103%	35-132%

7.1.2  
7

## Method Blank Summary

**Job Number:** C16985  
**Account:** IRISECAO Iris Environmental  
**Project:** Romic Soil Investigation(Romic EPA) - 2081 Bay Road,East Palo Alto,CA

Sample	File ID	DF	Analyzed	By	Prep Date	Prep Batch	Analytical Batch
OP4243-MB	PP20173.D	1	07/19/11	RV	07/16/11	OP4243	GPP687

The QC reported here applies to the following samples: Method: SW846 8082

C16985-1, C16985-4, C16985-10, C16985-19, C16985-22, C16985-31, C16985-36

CAS No.	Compound	Result	RL	MDL	Units	Q
12674-11-2	Aroclor 1016	ND	100	17	ug/kg	
11104-28-2	Aroclor 1221	ND	100	50	ug/kg	
11141-16-5	Aroclor 1232	ND	100	50	ug/kg	
53469-21-9	Aroclor 1242	ND	100	50	ug/kg	
12672-29-6	Aroclor 1248	ND	100	50	ug/kg	
11097-69-1	Aroclor 1254	ND	100	50	ug/kg	
11096-82-5	Aroclor 1260	ND	100	20	ug/kg	

CAS No.	Surrogate Recoveries	Limits	
877-09-8	Tetrachloro-m-xylene	66%	45-108%
877-09-8	Tetrachloro-m-xylene	61%	45-108%
2051-24-3	Decachlorobiphenyl	107%	54-121%
2051-24-3	Decachlorobiphenyl	92%	54-121%

7.1.3  
7

# Method Blank Summary

**Job Number:** C16985  
**Account:** IRISECAO Iris Environmental  
**Project:** Romic Soil Investigation(Romic EPA) - 2081 Bay Road,East Palo Alto,CA

Sample	File ID	DF	Analyzed	By	Prep Date	Prep Batch	Analytical Batch
OP4281-MB	PP20324.D	1	07/22/11	RV	07/22/11	OP4281	GPP689

The QC reported here applies to the following samples: Method: SW846 8082

C16985-22A

CAS No.	Compound	Result	RL	MDL	Units	Q
12674-11-2	Aroclor 1016	ND	100	17	ug/kg	
11104-28-2	Aroclor 1221	ND	100	50	ug/kg	
11141-16-5	Aroclor 1232	ND	100	50	ug/kg	
53469-21-9	Aroclor 1242	ND	100	50	ug/kg	
12672-29-6	Aroclor 1248	ND	100	50	ug/kg	
11097-69-1	Aroclor 1254	ND	100	50	ug/kg	
11096-82-5	Aroclor 1260	ND	100	20	ug/kg	

CAS No.	Surrogate Recoveries	Limits	
877-09-8	Tetrachloro-m-xylene	70%	45-108%
877-09-8	Tetrachloro-m-xylene	73%	45-108%
2051-24-3	Decachlorobiphenyl	91%	54-121%
2051-24-3	Decachlorobiphenyl	81%	54-121%

7.1.4  
7



# Method Blank Summary

**Job Number:** C16985  
**Account:** IRISECAO Iris Environmental  
**Project:** Romic Soil Investigation(Romic EPA) - 2081 Bay Road,East Palo Alto,CA

Sample	File ID	DF	Analyzed	By	Prep Date	Prep Batch	Analytical Batch
OP4249-MB	GG26943.D	1	07/20/11	JH	07/18/11	OP4249	GGG725

The QC reported here applies to the following samples:

Method: SW846 8015B M

C16985-1, C16985-2, C16985-3, C16985-4, C16985-5, C16985-6, C16985-7, C16985-8, C16985-9, C16985-10, C16985-11, C16985-13, C16985-14, C16985-15, C16985-16

CAS No.	Compound	Result	RL	MDL	Units	Q
	TPH (C10-C28)	ND	10	5.0	mg/kg	
	TPH (> C28-C40)	ND	20	10	mg/kg	

CAS No.	Surrogate Recoveries	Limits
630-01-3	Hexacosane	47% 45-140%

7.1.5

7

## Method Blank Summary

**Job Number:** C16985  
**Account:** IRISECAO Iris Environmental  
**Project:** Romic Soil Investigation(Romic EPA) - 2081 Bay Road,East Palo Alto,CA

Sample	File ID	DF	Analyzed	By	Prep Date	Prep Batch	Analytical Batch
OP4261-MB	GG26966.D	1	07/20/11	JH	07/19/11	OP4261	GGG726

The QC reported here applies to the following samples:

Method: SW846 8015B M

C16985-17, C16985-18, C16985-19, C16985-20, C16985-21, C16985-22, C16985-23, C16985-25, C16985-26, C16985-27, C16985-28, C16985-29, C16985-31, C16985-36, C16985-37, C16985-39, C16985-40

CAS No.	Compound	Result	RL	MDL	Units	Q
	TPH (C10-C28)	ND	10	5.0	mg/kg	
	TPH (> C28-C40)	ND	20	10	mg/kg	

CAS No.	Surrogate Recoveries	Limits
630-01-3	Hexacosane	58% 45-140%

# Method Blank Summary

**Job Number:** C16985  
**Account:** IRISECAO Iris Environmental  
**Project:** Romic Soil Investigation(Romic EPA) - 2081 Bay Road,East Palo Alto,CA

Sample	File ID	DF	Analyzed	By	Prep Date	Prep Batch	Analytical Batch
OP4263-MB	HH15311.D	1	07/21/11	JH	07/19/11	OP4263	GHH526

The QC reported here applies to the following samples:

Method: SW846 8015B M

C16985-41

CAS No.	Compound	Result	RL	MDL	Units	Q
	TPH (C10-C28)	ND	10	5.0	mg/kg	
	TPH (> C28-C40)	ND	20	10	mg/kg	

CAS No.	Surrogate Recoveries	Limits
630-01-3	Hexacosane	67% 45-140%

# Method Blank Summary

**Job Number:** C16985  
**Account:** IRISECAO Iris Environmental  
**Project:** Romic Soil Investigation(Romic EPA) - 2081 Bay Road,East Palo Alto,CA

Sample	File ID	DF	Analyzed	By	Prep Date	Prep Batch	Analytical Batch
OP4276-MB	HH15369.D	1	07/23/11	JH	07/21/11	OP4276	GHH527

The QC reported here applies to the following samples:

Method: SW846 8015B M

C16985-12, C16985-24

CAS No.	Compound	Result	RL	MDL	Units	Q
	TPH (C10-C28)	ND	10	5.0	mg/kg	
	TPH (> C28-C40)	ND	20	10	mg/kg	

CAS No.	Surrogate Recoveries	Limits
630-01-3	Hexacosane	60% 45-140%

7.1.8

7

# Method Blank Summary

**Job Number:** C16985  
**Account:** IRISECAO Iris Environmental  
**Project:** Romic Soil Investigation(Romic EPA) - 2081 Bay Road,East Palo Alto,CA

Sample	File ID	DF	Analyzed	By	Prep Date	Prep Batch	Analytical Batch
OP4277-MB	HH15382.D	1	07/23/11	JH	07/21/11	OP4277	GHH527

The QC reported here applies to the following samples:

Method: SW846 8015B M

C16985-30, C16985-38, C16985-7A, C16985-20A, C16985-22A, C16985-39A

CAS No.	Compound	Result	RL	MDL	Units	Q
	TPH (C10-C28)	ND	10	5.0	mg/kg	
	TPH (> C28-C40)	ND	20	10	mg/kg	

CAS No.	Surrogate Recoveries	Limits
630-01-3	Hexacosane	69% 45-140%

# Blank Spike/Blank Spike Duplicate Summary

**Job Number:** C16985  
**Account:** IRISECAO Iris Environmental  
**Project:** Romic Soil Investigation(Romic EPA) - 2081 Bay Road,East Palo Alto,CA

Sample	File ID	DF	Analyzed	By	Prep Date	Prep Batch	Analytical Batch
OP4244-BS	OO22732.D	1	07/26/11	RV	07/16/11	OP4244	GOO727
OP4244-BSD	OO22733.D	1	07/26/11	RV	07/16/11	OP4244	GOO727

**The QC reported here applies to the following samples:** **Method:** SW846 8081A

C16985-1, C16985-4, C16985-10, C16985-19, C16985-22, C16985-31, C16985-36

CAS No.	Compound	Spike ug/kg	BSP ug/kg	BSP %	BSD ug/kg	BSD %	RPD	Limits Rec/RPD
309-00-2	Aldrin	100	76.8	77	69.9	70	9	40-140/30
319-84-6	alpha-BHC	100	83.9	84	76.7	77	9	40-140/30
319-85-7	beta-BHC	100	88.8	89	81.3	81	9	40-140/30
319-86-8	delta-BHC	100	96.0	96	86.6	87	10	40-140/30
58-89-9	gamma-BHC (Lindane)	100	85.1	85	78.5	79	8	40-140/30
60-57-1	Dieldrin	100	84.6	85	79.4	79	6	40-145/30
72-54-8	4,4'-DDD	100	94.3	94	89.5	90	5	40-140/30
72-55-9	4,4'-DDE	100	94.8	95	83.3	83	13	40-140/30
50-29-3	4,4'-DDT	100	90.5	91	85.9	86	5	40-140/30
72-20-8	Endrin	100	91.0	91	84.3	84	8	40-140/30
7421-93-4	Endrin aldehyde	100	96.9	97	93.4	93	4	40-140/30
959-98-8	Endosulfan-I	100	90.5	91	85.7	86	5	40-140/30
33213-65-9	Endosulfan-II	100	97.2	97	97.6	98	0	40-140/30
1031-07-8	Endosulfan sulfate	100	105	105	99.8	100	5	40-140/30
76-44-8	Heptachlor	100	84.4	84	76.0	76	10	40-140/30
1024-57-3	Heptachlor epoxide	100	86.0	86	84.4	84	2	40-140/30
72-43-5	Methoxychlor	100	86.6	87	87.7	88	1	40-140/30

CAS No.	Surrogate Recoveries	BSP	BSD	Limits
877-09-8	Tetrachloro-m-xylene	76%	68%	35-132%
877-09-8	Tetrachloro-m-xylene	77%	69%	35-132%
2051-24-3	Decachlorobiphenyl	88%	84%	35-132%
2051-24-3	Decachlorobiphenyl	97%	93%	35-132%

7.2.1  
7

# Blank Spike/Blank Spike Duplicate Summary

**Job Number:** C16985  
**Account:** IRISECAO Iris Environmental  
**Project:** Romic Soil Investigation(Romic EPA) - 2081 Bay Road,East Palo Alto,CA

Sample	File ID	DF	Analyzed	By	Prep Date	Prep Batch	Analytical Batch
OP4280-BS	OO22808.D	1	07/27/11	RV	07/22/11	OP4280	G00729
OP4280-BSD	OO22809.D	1	07/27/11	RV	07/22/11	OP4280	G00729

The QC reported here applies to the following samples: Method: SW846 8081A

C16985-22A

CAS No.	Compound	Spike ug/kg	BSP ug/kg	BSP %	BSD ug/kg	BSD %	RPD	Limits Rec/RPD
309-00-2	Aldrin	100	71.2	71	70.2	70	1	40-140/30
319-84-6	alpha-BHC	100	74.8	75	73.4	73	2	40-140/30
319-85-7	beta-BHC	100	77.9	78	76.8	77	1	40-140/30
319-86-8	delta-BHC	100	87.6	88	87.1	87	1	40-140/30
58-89-9	gamma-BHC (Lindane)	100	76.1	76	75.0	75	1	40-140/30
60-57-1	Dieldrin	100	81.0	81	79.0	79	3	40-145/30
72-54-8	4,4'-DDD	100	93.6	94	91.6	92	2	40-140/30
72-55-9	4,4'-DDE	100	80.4	80	79.1	79	2	40-140/30
50-29-3	4,4'-DDT	100	86.9	87	85.8	86	1	40-140/30
72-20-8	Endrin	100	84.5	85	82.0	82	3	40-140/30
7421-93-4	Endrin aldehyde	100	96.2	96	94.5	95	2	40-140/30
959-98-8	Endosulfan-I	100	84.3	84	83.2	83	1	40-140/30
33213-65-9	Endosulfan-II	100	101	101	94.6	95	7	40-140/30
1031-07-8	Endosulfan sulfate	100	104	104	104	104	0	40-140/30
76-44-8	Heptachlor	100	79.3	79	78.2	78	1	40-140/30
1024-57-3	Heptachlor epoxide	100	80.3	80	79.5	80	1	40-140/30
72-43-5	Methoxychlor	100	102	102	94.1	94	8	40-140/30

CAS No.	Surrogate Recoveries	BSP	BSD	Limits
877-09-8	Tetrachloro-m-xylene	66%	64%	35-132%
877-09-8	Tetrachloro-m-xylene	68%	69%	35-132%
2051-24-3	Decachlorobiphenyl	83%	83%	35-132%
2051-24-3	Decachlorobiphenyl	102%	102%	35-132%

7.2.2  
7

# Blank Spike/Blank Spike Duplicate Summary

**Job Number:** C16985  
**Account:** IRISECAO Iris Environmental  
**Project:** Romic Soil Investigation(Romic EPA) - 2081 Bay Road,East Palo Alto,CA

Sample	File ID	DF	Analyzed	By	Prep Date	Prep Batch	Analytical Batch
OP4243-BS	PP20196.D	1	07/20/11	RV	07/16/11	OP4243	GPP687
OP4243-BSD	PP20197.D	1	07/20/11	RV	07/16/11	OP4243	GPP687

The QC reported here applies to the following samples: Method: SW846 8082

C16985-1, C16985-4, C16985-10, C16985-19, C16985-22, C16985-31, C16985-36

CAS No.	Compound	Spike ug/kg	BSP ug/kg	BSP %	BSD ug/kg	BSD %	RPD	Limits Rec/RPD
12674-11-2	Aroclor 1016	400	340	85	320	80	6	40-145/30
11096-82-5	Aroclor 1260	400	406	102	405	101	0	40-145/30

CAS No.	Surrogate Recoveries	BSP	BSD	Limits
877-09-8	Tetrachloro-m-xylene	71%	66%	45-108%
877-09-8	Tetrachloro-m-xylene	65%	62%	45-108%
2051-24-3	Decachlorobiphenyl	107%	109%	54-121%
2051-24-3	Decachlorobiphenyl	92%	94%	54-121%

7.2.3  
7



# Blank Spike/Blank Spike Duplicate Summary

**Job Number:** C16985  
**Account:** IRISECAO Iris Environmental  
**Project:** Romic Soil Investigation(Romic EPA) - 2081 Bay Road,East Palo Alto,CA

Sample	File ID	DF	Analyzed	By	Prep Date	Prep Batch	Analytical Batch
OP4281-BS	PP20315.D	1	07/22/11	RV	07/22/11	OP4281	GPP689
OP4281-BSD	PP20316.D	1	07/22/11	RV	07/22/11	OP4281	GPP689

The QC reported here applies to the following samples: Method: SW846 8082

C16985-22A

CAS No.	Compound	Spike ug/kg	BSP ug/kg	BSP %	BSD ug/kg	BSD %	RPD	Limits Rec/RPD
12674-11-2	Aroclor 1016	400	294	74	297	74	1	40-145/30
11096-82-5	Aroclor 1260	400	344	86	352	88	2	40-145/30

CAS No.	Surrogate Recoveries	BSP	BSD	Limits
877-09-8	Tetrachloro-m-xylene	73%	75%	45-108%
877-09-8	Tetrachloro-m-xylene	78%	79%	45-108%
2051-24-3	Decachlorobiphenyl	92%	95%	54-121%
2051-24-3	Decachlorobiphenyl	87%	89%	54-121%

7.2.4  
7

# Blank Spike/Blank Spike Duplicate Summary

**Job Number:** C16985  
**Account:** IRISECAO Iris Environmental  
**Project:** Romic Soil Investigation(Romic EPA) - 2081 Bay Road,East Palo Alto,CA

Sample	File ID	DF	Analyzed	By	Prep Date	Prep Batch	Analytical Batch
OP4249-BS	GG26944.D	1	07/20/11	JH	07/18/11	OP4249	GGG725
OP4249-BSD	GG26945.D	1	07/20/11	JH	07/18/11	OP4249	GGG725

**The QC reported here applies to the following samples:** **Method:** SW846 8015B M

C16985-1, C16985-2, C16985-3, C16985-4, C16985-5, C16985-6, C16985-7, C16985-8, C16985-9, C16985-10, C16985-11, C16985-13, C16985-14, C16985-15, C16985-16

CAS No.	Compound	Spike mg/kg	BSP mg/kg	BSP %	BSD mg/kg	BSD %	RPD	Limits Rec/RPD
	TPH (C10-C28)	100	55.0	55	55.1	55	0	45-140/30
	TPH (> C28-C40)	100	45.8	46	50.0	50	9	45-140/30

CAS No.	Surrogate Recoveries	BSP	BSD	Limits
630-01-3	Hexacosane	55%	67%	45-140%

7.2.5  
7

# Blank Spike/Blank Spike Duplicate Summary

**Job Number:** C16985  
**Account:** IRISECAO Iris Environmental  
**Project:** Romic Soil Investigation(Romic EPA) - 2081 Bay Road,East Palo Alto,CA

Sample	File ID	DF	Analyzed	By	Prep Date	Prep Batch	Analytical Batch
OP4261-BS	GG26967.D	1	07/20/11	JH	07/19/11	OP4261	GGG726
OP4261-BSD	GG26968.D	1	07/20/11	JH	07/19/11	OP4261	GGG726

**The QC reported here applies to the following samples:** **Method:** SW846 8015B M

C16985-17, C16985-18, C16985-19, C16985-20, C16985-21, C16985-22, C16985-23, C16985-25, C16985-26, C16985-27, C16985-28, C16985-29, C16985-31, C16985-36, C16985-37, C16985-39, C16985-40

CAS No.	Compound	Spike mg/kg	BSP mg/kg	BSP %	BSD mg/kg	BSD %	RPD	Limits Rec/RPD
	TPH (C10-C28)	100	66.4	66	69.1	69	4	45-140/30
	TPH (> C28-C40)	100	56.3	56	59.5	60	6	45-140/30

CAS No.	Surrogate Recoveries	BSP	BSD	Limits
630-01-3	Hexacosane	59%	62%	45-140%

7.2.6  
7

# Blank Spike/Blank Spike Duplicate Summary

**Job Number:** C16985  
**Account:** IRISECAO Iris Environmental  
**Project:** Romic Soil Investigation(Romic EPA) - 2081 Bay Road, East Palo Alto, CA

Sample	File ID	DF	Analyzed	By	Prep Date	Prep Batch	Analytical Batch
OP4263-BS	HH15312.D	1	07/21/11	JH	07/19/11	OP4263	GHH526
OP4263-BSD	HH15313.D	1	07/21/11	JH	07/19/11	OP4263	GHH526

The QC reported here applies to the following samples: Method: SW846 8015B M

C16985-41

CAS No.	Compound	Spike mg/kg	BSP mg/kg	BSP %	BSD mg/kg	BSD %	RPD	Limits Rec/RPD
	TPH (C10-C28)	100	73.4	73	68.8	69	6	45-140/30
	TPH (> C28-C40)	100	75.6	76	69.0	69	9	45-140/30

CAS No.	Surrogate Recoveries	BSP	BSD	Limits
630-01-3	Hexacosane	79%	74%	45-140%

7.2.7  
7

# Blank Spike/Blank Spike Duplicate Summary

**Job Number:** C16985  
**Account:** IRISECAO Iris Environmental  
**Project:** Romic Soil Investigation(Romic EPA) - 2081 Bay Road,East Palo Alto,CA

Sample	File ID	DF	Analyzed	By	Prep Date	Prep Batch	Analytical Batch
OP4276-BS	HH15370.D	1	07/23/11	JH	07/21/11	OP4276	GHH527
OP4276-BSD	HH15371.D	1	07/23/11	JH	07/21/11	OP4276	GHH527

The QC reported here applies to the following samples: Method: SW846 8015B M

C16985-12, C16985-24

CAS No.	Compound	Spike mg/kg	BSP mg/kg	BSP %	BSD mg/kg	BSD %	RPD	Limits Rec/RPD
	TPH (C10-C28)	100	72.3	72	66.2	66	9	45-140/30
	TPH (> C28-C40)	100	70.2	70	62.5	63	12	45-140/30

CAS No.	Surrogate Recoveries	BSP	BSD	Limits
630-01-3	Hexacosane	75%	65%	45-140%

7.2.8

7

# Blank Spike/Blank Spike Duplicate Summary

**Job Number:** C16985  
**Account:** IRISECAO Iris Environmental  
**Project:** Romic Soil Investigation(Romic EPA) - 2081 Bay Road,East Palo Alto,CA

Sample	File ID	DF	Analyzed	By	Prep Date	Prep Batch	Analytical Batch
OP4277-BS	HH15383.D	1	07/23/11	JH	07/21/11	OP4277	GHH527
OP4277-BSD	HH15384.D	1	07/23/11	JH	07/21/11	OP4277	GHH527

The QC reported here applies to the following samples: Method: SW846 8015B M

C16985-30, C16985-38, C16985-7A, C16985-20A, C16985-22A, C16985-39A

CAS No.	Compound	Spike mg/kg	BSP mg/kg	BSP %	BSD mg/kg	BSD %	RPD	Limits Rec/RPD
	TPH (C10-C28)	100	71.9	72	71.1	71	1	45-140/30
	TPH (> C28-C40)	100	67.4	67	64.2	64	5	45-140/30

CAS No.	Surrogate Recoveries	BSP	BSD	Limits
630-01-3	Hexacosane	74%	68%	45-140%

7.2.9  
7

# Matrix Spike/Matrix Spike Duplicate Summary

**Job Number:** C16985  
**Account:** IRISECAO Iris Environmental  
**Project:** Romic Soil Investigation(Romic EPA) - 2081 Bay Road,East Palo Alto,CA

Sample	File ID	DF	Analyzed	By	Prep Date	Prep Batch	Analytical Batch
OP4244-MS	OO22773.D	1	07/27/11	RV	07/16/11	OP4244	G00728
OP4244-MSD	OO22774.D	1	07/27/11	RV	07/16/11	OP4244	G00728
C17018-29	OO22772.D	1	07/27/11	RV	07/16/11	OP4244	G00728

The QC reported here applies to the following samples: Method: SW846 8081A

C16985-1, C16985-4, C16985-10, C16985-19, C16985-22, C16985-31, C16985-36

CAS No.	Compound	C17018-29 ug/kg	Spike Q	ug/kg	MS ug/kg	MS %	MSD ug/kg	MSD %	RPD	Limits Rec/RPD
309-00-2	Aldrin	ND	99	68.2	69	64.7	65	5	40-140/40	
319-84-6	alpha-BHC	ND	99	77.2	78	73.6	74	5	40-140/40	
319-85-7	beta-BHC	ND	99	85.9	87	83.6	84	3	40-140/40	
319-86-8	delta-BHC	ND	99	95.0	96	92.9	94	2	40-140/40	
58-89-9	gamma-BHC (Lindane)	ND	99	79.9	81	76.0	77	5	40-140/40	
60-57-1	Dieldrin	ND	99	83.2	84	80.9	82	3	40-145/40	
72-54-8	4,4'-DDD	ND	99	93.7	95	91.8	93	2	40-140/40	
72-55-9	4,4'-DDE	ND	99	86.7	88	84.6	85	2	40-140/40	
50-29-3	4,4'-DDT	ND	99	93.2	94	92.2	93	1	40-140/40	
72-20-8	Endrin	ND	99	91.9	93	87.5	88	5	40-145/40	
7421-93-4	Endrin aldehyde	ND	99	95.9	97	92.3	93	4	40-140/40	
959-98-8	Endosulfan-I	ND	99	90.2	91	84.7	86	6	40-140/40	
33213-65-9	Endosulfan-II	ND	99	97.4	98	98.2	99	1	40-140/40	
1031-07-8	Endosulfan sulfate	ND	99	100	101	99.0	100	1	40-140/40	
76-44-8	Heptachlor	ND	99	76.3	77	75.5	76	1	40-140/40	
1024-57-3	Heptachlor epoxide	ND	99	83.3	84	81.7	83	2	40-140/40	
72-43-5	Methoxychlor	ND	99	90.4	91	86.3	87	5	40-140/40	

CAS No.	Surrogate Recoveries	MS	MSD	C17018-29	Limits
877-09-8	Tetrachloro-m-xylene	66%	63%	48%	35-132%
877-09-8	Tetrachloro-m-xylene	68%	66%	51%	35-132%
2051-24-3	Decachlorobiphenyl	85%	83%	63%	35-132%
2051-24-3	Decachlorobiphenyl	98%	97%	72%	35-132%

7.3.1  
7

# Matrix Spike/Matrix Spike Duplicate Summary

**Job Number:** C16985  
**Account:** IRISECAO Iris Environmental  
**Project:** Romic Soil Investigation(Romic EPA) - 2081 Bay Road,East Palo Alto,CA

Sample	File ID	DF	Analyzed	By	Prep Date	Prep Batch	Analytical Batch
OP4280-MS <sup>a</sup>	OO22818.D	20	07/28/11	RV	07/22/11	OP4280	G00729
OP4280-MSD <sup>a</sup>	OO22819.D	20	07/28/11	RV	07/22/11	OP4280	G00729
C17064-24 <sup>a</sup>	OO22817.D	20	07/28/11	RV	07/22/11	OP4280	G00729

The QC reported here applies to the following samples:

Method: SW846 8081A

C16985-22A

CAS No.	Compound	C17064-24 ug/kg	Spike Q ug/kg	MS ug/kg	MS %	MSD ug/kg	MSD %	RPD	Limits Rec/RPD
309-00-2	Aldrin	ND	100	120	124	120	118	5	40-140/40
319-84-6	alpha-BHC	ND	100	40	40	35	35* <sup>b</sup>	15	40-140/40
319-85-7	beta-BHC	ND	100	166	166* <sup>b</sup>	157	157* <sup>b</sup>	6	40-140/40
319-86-8	delta-BHC	ND	100	109	109	108	108	1	40-140/40
58-89-9	gamma-BHC (Lindane)	ND	100	59	59	60	60	2	40-140/40
60-57-1	Dieldrin	ND	100	81.4	81	86.7	87	6	40-145/40
72-54-8	4,4'-DDD	ND	100	80.1	80	77.5	78	3	40-140/40
72-55-9	4,4'-DDE	ND	100	89.3	89	85.7	86	4	40-140/40
50-29-3	4,4'-DDT	ND	100	121	121	115	115	5	40-140/40
72-20-8	Endrin	ND	100	109	109	108	108	1	40-145/40
7421-93-4	Endrin aldehyde	ND	100	403	403* <sup>b</sup>	383	383* <sup>b</sup>	5	40-140/40
959-98-8	Endosulfan-I	ND	100	205	205* <sup>b</sup>	200	200* <sup>b</sup>	2	40-140/40
33213-65-9	Endosulfan-II	ND	100	176	176* <sup>b</sup>	173	173* <sup>b</sup>	2	40-140/40
1031-07-8	Endosulfan sulfate	ND	100	84	84	86	86	2	40-140/40
76-44-8	Heptachlor	ND	100	301	301* <sup>b</sup>	282	282* <sup>b</sup>	7	40-140/40
1024-57-3	Heptachlor epoxide	ND	100	174	174* <sup>b</sup>	178	178* <sup>b</sup>	2	40-140/40
72-43-5	Methoxychlor	ND	100	145	145* <sup>b</sup>	153	153* <sup>b</sup>	5	40-140/40

CAS No.	Surrogate Recoveries	MS	MSD	C17064-24	Limits
877-09-8	Tetrachloro-m-xylene	53%	48%	53%	35-132%
877-09-8	Tetrachloro-m-xylene	81%	69%	76%	35-132%
2051-24-3	Decachlorobiphenyl	102%	91%	93%	35-132%
2051-24-3	Decachlorobiphenyl	108%	101%	114%	35-132%

(a) Reporting limits raised due to high concentration of PCB (Aroclor 1260) and non-target Hydrocarbons.  
 (b) Outside control limits due to the presence of other Aroclors.

7.3.2  
7



# Matrix Spike/Matrix Spike Duplicate Summary

**Job Number:** C16985  
**Account:** IRISECAO Iris Environmental  
**Project:** Romic Soil Investigation(Romic EPA) - 2081 Bay Road,East Palo Alto,CA

Sample	File ID	DF	Analyzed	By	Prep Date	Prep Batch	Analytical Batch
OP4243-MS	PP20171.D	1	07/19/11	RV	07/16/11	OP4243	GPP687
OP4243-MSD	PP20172.D	1	07/19/11	RV	07/16/11	OP4243	GPP687
C17018-29	PP20166.D	1	07/19/11	RV	07/16/11	OP4243	GPP687

The QC reported here applies to the following samples: Method: SW846 8082

C16985-1, C16985-4, C16985-10, C16985-19, C16985-22, C16985-31, C16985-36

CAS No.	Compound	C17018-29 ug/kg	Spike Q	ug/kg	MS ug/kg	MS %	MSD ug/kg	MSD %	RPD	Limits Rec/RPD
12674-11-2	Aroclor 1016	ND		396	286	72	326	82	13	40-145/40
11096-82-5	Aroclor 1260	ND		396	336	85	366	92	9	40-145/40

CAS No.	Surrogate Recoveries	MS	MSD	C17018-29	Limits
877-09-8	Tetrachloro-m-xylene	60%	59%	46%	45-108%
877-09-8	Tetrachloro-m-xylene	56%	55%	46%	45-108%
2051-24-3	Decachlorobiphenyl	96%	97%	85%	54-121%
2051-24-3	Decachlorobiphenyl	82%	85%	84%	54-121%

7.3.3  
7

# Matrix Spike/Matrix Spike Duplicate Summary

**Job Number:** C16985  
**Account:** IRISECAO Iris Environmental  
**Project:** Romic Soil Investigation(Romic EPA) - 2081 Bay Road,East Palo Alto,CA

Sample	File ID	DF	Analyzed	By	Prep Date	Prep Batch	Analytical Batch
OP4281-MS	PP20381.D	10	07/24/11	RV	07/22/11	OP4281	GPP690
OP4281-MSD	PP20382.D	10	07/24/11	RV	07/22/11	OP4281	GPP690
C17064-24	PP20319.D	1	07/22/11	RV	07/22/11	OP4281	GPP689
C17064-24	PP20380.D	10	07/24/11	RV	07/22/11	OP4281	GPP690

The QC reported here applies to the following samples: Method: SW846 8082

C16985-22A

CAS No.	Compound	C17064-24 ug/kg	Spike Q ug/kg	MS ug/kg	MS %	MSD ug/kg	MSD %	RPD	Limits Rec/RPD
12674-11-2	Aroclor 1016	ND	400	2620	655* a	2100	525* a	22	40-145/40
11096-82-5	Aroclor 1260	ND	400	565	141	558	140	1	40-145/40

CAS No.	Surrogate Recoveries	MS	MSD	C17064-24	C17064-24	Limits
877-09-8	Tetrachloro-m-xylene	68%	66%	81%	80%	45-108%
877-09-8	Tetrachloro-m-xylene	52%	62%	49%	65%	45-108%
2051-24-3	Decachlorobiphenyl	75%	91%	89%	72%	54-121%
2051-24-3	Decachlorobiphenyl	65%	74%	73%	63%	54-121%

(a) Outside control limits due to the presence of other Aroclors.

7.3.4  
7

# Matrix Spike/Matrix Spike Duplicate Summary

**Job Number:** C16985  
**Account:** IRISECAO Iris Environmental  
**Project:** Romic Soil Investigation(Romic EPA) - 2081 Bay Road,East Palo Alto,CA

Sample	File ID	DF	Analyzed	By	Prep Date	Prep Batch	Analytical Batch
OP4263-MS	HH15553.D	1	07/27/11	JH	07/19/11	OP4263	GHH531
OP4263-MSD	HH15554.D	1	07/27/11	JH	07/19/11	OP4263	GHH531
C17019-19	HH15342.D	1	07/22/11	JH	07/19/11	OP4263	GHH526

The QC reported here applies to the following samples: Method: SW846 8015B M

C16985-41

CAS No.	Compound	C17019-19 mg/kg	Spike Q	mg/kg	MS mg/kg	MS %	MSD mg/kg	MSD %	RPD	Limits Rec/RPD
	TPH (C10-C28)	ND	98	64.6	66	56.6	58	13	45-140/30	
	TPH (> C28-C40)	ND	98	63.3	65	54.8	56	14	45-140/30	

CAS No.	Surrogate Recoveries	MS	MSD	C17019-19	Limits
630-01-3	Hexacosane	62%	46%	46%	45-140%

7.3.5  
7

# Matrix Spike/Matrix Spike Duplicate Summary

**Job Number:** C16985  
**Account:** IRISECAO Iris Environmental  
**Project:** Romic Soil Investigation(Romic EPA) - 2081 Bay Road,East Palo Alto,CA

Sample	File ID	DF	Analyzed	By	Prep Date	Prep Batch	Analytical Batch
OP4261-MS	HH15590.D	1	07/28/11	JH	07/19/11	OP4261	GHH531
OP4261-MSD	HH15591.D	1	07/28/11	JH	07/19/11	OP4261	GHH531
C16985-36	GG26991.D	1	07/20/11	JH	07/19/11	OP4261	GGG726

**The QC reported here applies to the following samples:** **Method:** SW846 8015B M

C16985-17, C16985-18, C16985-19, C16985-20, C16985-21, C16985-22, C16985-23, C16985-25, C16985-26, C16985-27, C16985-28, C16985-29, C16985-31, C16985-36, C16985-37, C16985-39, C16985-40

CAS No.	Compound	C16985-36 mg/kg	Spike Q	mg/kg	MS mg/kg	MS %	MSD mg/kg	MSD %	RPD	Limits Rec/RPD
	TPH (C10-C28)	ND	99	110	111	83.1	85	28	45-140/30	
	TPH (> C28-C40)	ND	99	72.1	73	62.0	63	15	45-140/30	

CAS No.	Surrogate Recoveries	MS	MSD	C16985-36	Limits
630-01-3	Hexacosane	93%	81%	49%	45-140%

7.3.6  
7

# Matrix Spike/Matrix Spike Duplicate Summary

**Job Number:** C16985  
**Account:** IRISECAO Iris Environmental  
**Project:** Romic Soil Investigation(Romic EPA) - 2081 Bay Road,East Palo Alto,CA

Sample	File ID	DF	Analyzed	By	Prep Date	Prep Batch	Analytical Batch
OP4276-MS	HH15725.D	3	07/30/11	JH	07/21/11	OP4276	GHH532
OP4276-MSD	HH15726.D	3	07/30/11	JH	07/21/11	OP4276	GHH532
C17064-24	GG27118.D	3	07/26/11	JH	07/21/11	OP4276	GGG728

The QC reported here applies to the following samples: Method: SW846 8015B M

C16985-12, C16985-24

CAS No.	Compound	C17064-24 mg/kg	Spike mg/kg	MS mg/kg	MS %	MSD mg/kg	MSD %	RPD	Limits Rec/RPD
	TPH (C10-C28)	356	100	393	37* a	440	84	11	45-140/30
	TPH (> C28-C40)	137	100	216	79	244	107	12	45-140/30

CAS No.	Surrogate Recoveries	MS	MSD	C17064-24	Limits
630-01-3	Hexacosane	69%	76%	75%	45-140%

(a) Outside control limits due to high level in sample relative to spike amount.

7.3.7  
7

## Metals Analysis

---

### QC Data Summaries

---

Includes the following where applicable:

- Method Blank Summaries
- Matrix Spike and Duplicate Summaries
- Blank Spike and Lab Control Sample Summaries
- Serial Dilution Summaries

BLANK RESULTS SUMMARY  
Part 2 - Method Blanks

Login Number: C16985  
Account: IRISECAO - Iris Environmental  
Project: Romic Soil Investigation(Romic EPA) - 2081 Bay Road,East Palo Alto,CA

QC Batch ID: MP3716  
Matrix Type: SOLID

Methods: SW846 6010B  
Units: mg/kg

Prep Date: 07/15/11

Metal	RL	IDL	MDL	MB raw	final
Aluminum	20	1.3	2		
Antimony	2.0	.07	.087	0.13	<2.0
Arsenic	2.0	.07	.07	0.090	<2.0
Barium	20	.04	.035	0.34	<20
Beryllium	1.0	.02	.012	-0.010	<1.0
Boron	10	.09	.2		
Cadmium	1.0	.02	.015	0.010	<1.0
Calcium	500	.71	7.6		
Chromium	1.0	.03	.054	0.14	<1.0
Cobalt	1.0	.02	.022	0.020	<1.0
Copper	2.5	.12	.19	0.67	<2.5
Iron	20	.64	1.6		
Lead	2.0	.07	.054	-0.020	<2.0
Magnesium	500	2.7	1.5		
Manganese	1.5	.01	.054		
Molybdenum	2.0	.02	.024	0.020	<2.0
Nickel	1.0	.02	.024	0.050	<1.0
Potassium	1000	1.8	1.3		
Selenium	2.0	.18	.23	0.13	<2.0
Silicon		.12			
Silver	1.0	.03	.044	-0.010	<1.0
Sodium	1000	1.5	4.8		
Strontium	1.0	.02	.017		
Thallium	2.0	.05	.073	0.12	<2.0
Tin	50	.02	.41		
Titanium	1.0	.04	.079		
Vanadium	1.0	.03	.025	0.020	<1.0
Zinc	2.0	.03	.098	1.9	<2.0

Associated samples MP3716: C16985-1, C16985-2, C16985-3, C16985-4, C16985-5, C16985-6, C16985-7, C16985-8, C16985-9, C16985-10, C16985-11, C16985-12, C16985-13, C16985-14, C16985-15, C16985-16, C16985-17, C16985-18, C16985-19, C16985-20

Results < IDL are shown as zero for calculation purposes  
(\* ) Outside of QC limits  
(anr) Analyte not requested

MATRIX SPIKE AND DUPLICATE RESULTS SUMMARY

Login Number: C16985  
 Account: IRISECAO - Iris Environmental  
 Project: Romic Soil Investigation(Romic EPA) - 2081 Bay Road,East Palo Alto,CA

QC Batch ID: MP3716  
 Matrix Type: SOLID

Methods: SW846 6010B  
 Units: mg/kg

Prep Date: 07/15/11

Metal	C16985-10 Original MS		SpikeLot MPIR4A	% Rec	QC Limits
Aluminum					
Antimony	0.0	10.9	45.9	23.8N(a)	75-125
Arsenic	3.0	42.9	45.9	87.0	75-125
Barium	131	189	45.9	126.4N(a)	75-125
Beryllium	0.95	39.6	45.9	84.3	75-125
Boron					
Cadmium	0.79	41.0	45.9	87.7	75-125
Calcium					
Chromium	57.9	95.9	45.9	82.8	75-125
Cobalt	19.6	58.9	45.9	85.7	75-125
Copper	44.1	92.8	45.9	106.2	75-125
Iron					
Lead	24.4	54.2	45.9	65.0N(a)	75-125
Magnesium					
Manganese					
Molybdenum	0.72	37.7	45.9	80.6	75-125
Nickel	52.7	96.6	45.9	95.7	75-125
Potassium					
Selenium	0.17	38.2	45.9	82.9	75-125
Silicon					
Silver	0.0	40.9	45.9	89.2	75-125
Sodium					
Strontium					
Thallium	0.0	40.3	45.9	87.9	75-125
Tin					
Titanium					
Vanadium	81.5	114	45.9	70.9N(a)	75-125
Zinc	66.3	112	45.9	99.6	75-125

Associated samples MP3716: C16985-1, C16985-2, C16985-3, C16985-4, C16985-5, C16985-6, C16985-7, C16985-8, C16985-9, C16985-10, C16985-11, C16985-12, C16985-13, C16985-14, C16985-15, C16985-16, C16985-17, C16985-18, C16985-19, C16985-20

Results < IDL are shown as zero for calculation purposes  
 (\*) Outside of QC limits  
 (N) Matrix Spike Rec. outside of QC limits  
 (anr) Analyte not requested  
 (a) Spike recovery indicates possible matrix interference and/or sample nonhomogeneity.



MATRIX SPIKE AND DUPLICATE RESULTS SUMMARY

Login Number: C16985  
 Account: IRISECAO - Iris Environmental  
 Project: Romic Soil Investigation(Romic EPA) - 2081 Bay Road,East Palo Alto,CA

QC Batch ID: MP3716  
 Matrix Type: SOLID

Methods: SW846 6010B  
 Units: mg/kg

Prep Date: 07/15/11

Metal	C16985-10 Original MSD		Spike lot MPIR4A	% Rec	MSD RPD	QC Limit
Aluminum						
Antimony	0.0	11.5	46.3	24.8N(a)	5.4	20
Arsenic	3.0	42.7	46.3	85.8	0.5	20
Barium	131	200	46.3	149.0N(a)	5.7	20
Beryllium	0.95	39.3	46.3	82.8	0.8	20
Boron						
Cadmium	0.79	40.8	46.3	86.4	0.5	20
Calcium						
Chromium	57.9	98.5	46.3	87.7	2.7	20
Cobalt	19.6	54.5	46.3	75.4	7.8	20
Copper	44.1	82.1	46.3	82.1	12.2	20
Iron						
Lead	24.4	63.7	46.3	84.9	16.1	20
Magnesium						
Manganese						
Molybdenum	0.72	38.4	46.3	81.4	1.8	20
Nickel	52.7	94.0	46.3	89.2	2.7	20
Potassium						
Selenium	0.17	38.0	46.3	81.7	0.5	20
Silicon						
Silver	0.0	40.5	46.3	87.5	1.0	20
Sodium						
Strontium						
Thallium	0.0	40.7	46.3	87.9	1.0	20
Tin						
Titanium						
Vanadium	81.5	110	46.3	61.6N(a)	3.6	20
Zinc	66.3	107	46.3	87.9	4.6	20

Associated samples MP3716: C16985-1, C16985-2, C16985-3, C16985-4, C16985-5, C16985-6, C16985-7, C16985-8, C16985-9, C16985-10, C16985-11, C16985-12, C16985-13, C16985-14, C16985-15, C16985-16, C16985-17, C16985-18, C16985-19, C16985-20

Results < IDL are shown as zero for calculation purposes  
 (\*) Outside of QC limits  
 (N) Matrix Spike Rec. outside of QC limits  
 (anr) Analyte not requested  
 (a) Spike recovery indicates possible matrix interference and/or sample nonhomogeneity.

SPIKE BLANK AND LAB CONTROL SAMPLE SUMMARY

Login Number: C16985  
 Account: IRISECAO - Iris Environmental  
 Project: Romic Soil Investigation(Romic EPA) - 2081 Bay Road,East Palo Alto,CA

QC Batch ID: MP3716  
 Matrix Type: SOLID

Methods: SW846 6010B  
 Units: mg/kg

Prep Date: 07/15/11

Metal	BSP Result	Spikelot MPIR4A	% Rec	QC Limits
Aluminum				
Antimony	46.5	50	93.0	80-120
Arsenic	47.8	50	95.6	80-120
Barium	47.3	50	94.6	80-120
Beryllium	45.6	50	91.2	80-120
Boron				
Cadmium	46.6	50	93.2	80-120
Calcium				
Chromium	49.7	50	99.4	80-120
Cobalt	48.0	50	96.0	80-120
Copper	45.5	50	91.0	80-120
Iron				
Lead	47.9	50	95.8	80-120
Magnesium				
Manganese				
Molybdenum	47.8	50	95.6	80-120
Nickel	47.4	50	94.8	80-120
Potassium				
Selenium	45.9	50	91.8	80-120
Silicon				
Silver	46.8	50	93.6	80-120
Sodium				
Strontium				
Thallium	47.8	50	95.6	80-120
Tin				
Titanium				
Vanadium	46.2	50	92.4	80-120
Zinc	51.1	50	102.2	80-120

Associated samples MP3716: C16985-1, C16985-2, C16985-3, C16985-4, C16985-5, C16985-6, C16985-7, C16985-8, C16985-9, C16985-10, C16985-11, C16985-12, C16985-13, C16985-14, C16985-15, C16985-16, C16985-17, C16985-18, C16985-19, C16985-20

Results < IDL are shown as zero for calculation purposes  
 (\*) Outside of QC limits  
 (anr) Analyte not requested

8.1.3  
 8

SERIAL DILUTION RESULTS SUMMARY

Login Number: C16985  
 Account: IRISECAO - Iris Environmental  
 Project: Romic Soil Investigation(Romic EPA) - 2081 Bay Road,East Palo Alto,CA

QC Batch ID: MP3716  
 Matrix Type: SOLID

Methods: SW846 6010B  
 Units: ug/l

Prep Date: 07/15/11

Metal	C16985-10 Original SDL 1:5		%DIF	QC Limits
Aluminum				
Antimony	0.00	0.00	NC	0-10
Arsenic	33.6	42.0	25.0 (a)	0-10
Barium	1470	1630	11.2*(b)	0-10
Beryllium	10.6	11.9	12.3*(b)	0-10
Boron				
Cadmium	8.80	8.80	0.0	0-10
Calcium				
Chromium	649	751	15.7*(b)	0-10
Cobalt	219	253	15.5*(b)	0-10
Copper	494	522	5.8	0-10
Iron				
Lead	274	0.00	100.0*(b)	0-10
Magnesium				
Manganese				
Molybdenum	8.10	8.40	3.7	0-10
Nickel	590	590	0.1	0-10
Potassium				
Selenium	1.90	15.1	694.7(a)	0-10
Silicon				
Silver	0.00	15.9		0-10
Sodium				
Strontium				
Thallium	0.00	0.00	NC	0-10
Tin				
Titanium				
Vanadium	913	1040	13.8*(b)	0-10
Zinc	742	852	14.8*(b)	0-10

Associated samples MP3716: C16985-1, C16985-2, C16985-3, C16985-4, C16985-5, C16985-6, C16985-7, C16985-8, C16985-9, C16985-10, C16985-11, C16985-12, C16985-13, C16985-14, C16985-15, C16985-16, C16985-17, C16985-18, C16985-19, C16985-20

Results < IDL are shown as zero for calculation purposes

(\*) Outside of QC limits

(anr) Analyte not requested

(a) Percent difference acceptable due to low initial sample concentration (< 50 times IDL).

(b) Serial dilution indicates possible matrix interference.

BLANK RESULTS SUMMARY  
Part 2 - Method Blanks

Login Number: C16985  
Account: IRISECAO - Iris Environmental  
Project: Romco Soil Investigation(Romco EPA) - 2081 Bay Road,East Palo Alto,CA

QC Batch ID: MP3717  
Matrix Type: SOLID

Methods: SW846 6010B  
Units: mg/kg

Prep Date: 07/16/11

Metal	RL	IDL	MDL	MB raw	final
Aluminum	20	1.3	2		
Antimony	2.0	.07	.087	0.14	<2.0
Arsenic	2.0	.07	.07	0.14	<2.0
Barium	20	.04	.035	1.1	<20
Beryllium	1.0	.02	.012	0.0	<1.0
Boron	10	.09	.2		
Cadmium	1.0	.02	.015	0.010	<1.0
Calcium	500	.71	7.6		
Chromium	1.0	.03	.054	0.19	<1.0
Cobalt	1.0	.02	.022	0.070	<1.0
Copper	2.5	.12	.19	0.33	<2.5
Iron	20	.64	1.6		
Lead	2.0	.07	.054	0.10	<2.0
Magnesium	500	2.7	1.5		
Manganese	1.5	.01	.054		
Molybdenum	2.0	.02	.024	0.050	<2.0
Nickel	1.0	.02	.024	0.050	<1.0
Potassium	1000	1.8	1.3		
Selenium	2.0	.18	.23	0.15	<2.0
Silicon		.12			
Silver	1.0	.03	.044	-0.060	<1.0
Sodium	1000	1.5	4.8		
Strontium	1.0	.02	.017		
Thallium	2.0	.05	.073	-0.060	<2.0
Tin	50	.02	.41		
Titanium	1.0	.04	.079		
Vanadium	1.0	.03	.025	0.070	<1.0
Zinc	2.0	.03	.098	4.0	* (a)

Associated samples MP3717: C16985-21, C16985-22, C16985-23, C16985-24, C16985-25, C16985-26, C16985-27, C16985-28, C16985-29, C16985-30, C16985-31, C16985-36, C16985-37, C16985-38, C16985-39, C16985-40, C16985-41

Results < IDL are shown as zero for calculation purposes  
(\* ) Outside of QC limits  
(anr) Analyte not requested  
(a) All sample results >10x method blank concentration.

MATRIX SPIKE AND DUPLICATE RESULTS SUMMARY

Login Number: C16985  
 Account: IRISECAO - Iris Environmental  
 Project: Romic Soil Investigation(Romic EPA) - 2081 Bay Road,East Palo Alto,CA

QC Batch ID: MP3717  
 Matrix Type: SOLID

Methods: SW846 6010B  
 Units: mg/kg

Prep Date: 07/16/11

Metal	C16985-21 Original MS		Spike/lot MPIR4A	% Rec	QC Limits
Aluminum					
Antimony	0.0	14.7	45.5	32.3N(a)	75-125
Arsenic	4.0	47.3	45.5	95.3	75-125
Barium	143	204	45.5	134.2N(a)	75-125
Beryllium	0.51	39.9	45.5	86.7	75-125
Boron					
Cadmium	0.20	41.2	45.5	90.2	75-125
Calcium					
Chromium	32.3	75.2	45.5	94.4	75-125
Cobalt	6.4	47.1	45.5	89.5	75-125
Copper	17.0	57.1	45.5	88.2	75-125
Iron					
Lead	0.0	39.8	45.5	87.6	75-125
Magnesium					
Manganese					
Molybdenum	0.91	39.6	45.5	85.1	75-125
Nickel	34.2	82.3	45.5	105.8	75-125
Potassium					
Selenium	0.40	39.8	45.5	86.7	75-125
Silicon					
Silver	0.0	40.9	45.5	90.0	75-125
Sodium					
Strontium					
Thallium	0.0	43.5	45.5	95.7	75-125
Tin					
Titanium					
Vanadium	32.3	72.2	45.5	87.8	75-125
Zinc	44.4	85.4	45.5	90.2	75-125

Associated samples MP3717: C16985-21, C16985-22, C16985-23, C16985-24, C16985-25, C16985-26, C16985-27, C16985-28, C16985-29, C16985-30, C16985-31, C16985-36, C16985-37, C16985-38, C16985-39, C16985-40, C16985-41

Results < IDL are shown as zero for calculation purposes  
 (\*) Outside of QC limits  
 (N) Matrix Spike Rec. outside of QC limits  
 (anr) Analyte not requested  
 (a) Spike recovery indicates possible matrix interference and/or sample nonhomogeneity.

8.2.2  
 8

MATRIX SPIKE AND DUPLICATE RESULTS SUMMARY

Login Number: C16985  
 Account: IRISECAO - Iris Environmental  
 Project: Romic Soil Investigation(Romic EPA) - 2081 Bay Road,East Palo Alto,CA

QC Batch ID: MP3717  
 Matrix Type: SOLID

Methods: SW846 6010B  
 Units: mg/kg

Prep Date: 07/16/11

Metal	C16985-21 Original MSD		SpikeLot MPIR4A	% Rec	MSD RPD	QC Limit
Aluminum						
Antimony	0.0	13.8	44.6	30.9N(a)	6.3	20
Arsenic	4.0	43.8	44.6	89.2	7.7	20
Barium	143	188	44.6	100.8	8.2	20
Beryllium	0.51	38.8	44.6	85.8	2.8	20
Boron						
Cadmium	0.20	39.9	44.6	88.9	3.2	20
Calcium						
Chromium	32.3	75.5	44.6	96.8	0.4	20
Cobalt	6.4	45.0	44.6	86.5	4.6	20
Copper	17.0	55.4	44.6	86.0	3.0	20
Iron						
Lead	0.0	38.4	44.6	86.0	3.6	20
Magnesium						
Manganese						
Molybdenum	0.91	38.0	44.6	83.1	4.1	20
Nickel	34.2	77.1	44.6	96.1	6.5	20
Potassium						
Selenium	0.40	38.6	44.6	85.6	3.1	20
Silicon						
Silver	0.0	39.9	44.6	89.4	2.5	20
Sodium						
Strontium						
Thallium	0.0	42.2	44.6	94.5	3.0	20
Tin						
Titanium						
Vanadium	32.3	70.7	44.6	86.0	2.1	20
Zinc	44.4	84.1	44.6	88.9	1.5	20

Associated samples MP3717: C16985-21, C16985-22, C16985-23, C16985-24, C16985-25, C16985-26, C16985-27, C16985-28, C16985-29, C16985-30, C16985-31, C16985-36, C16985-37, C16985-38, C16985-39, C16985-40, C16985-41

Results < IDL are shown as zero for calculation purposes  
 (\*) Outside of QC limits  
 (N) Matrix Spike Rec. outside of QC limits  
 (anr) Analyte not requested  
 (a) Spike recovery indicates possible matrix interference and/or sample nonhomogeneity.

8.2.2  
 8

SPIKE BLANK AND LAB CONTROL SAMPLE SUMMARY

Login Number: C16985  
 Account: IRISECAO - Iris Environmental  
 Project: Romic Soil Investigation(Romic EPA) - 2081 Bay Road,East Palo Alto,CA

QC Batch ID: MP3717  
 Matrix Type: SOLID

Methods: SW846 6010B  
 Units: mg/kg

Prep Date: 07/16/11

Metal	BSP Result	Spikelot MPIR4A	% Rec	QC Limits
Aluminum				
Antimony	47.4	50	94.8	80-120
Arsenic	48.4	50	96.8	80-120
Barium	48.4	50	96.8	80-120
Beryllium	45.5	50	91.0	80-120
Boron				
Cadmium	47.3	50	94.6	80-120
Calcium				
Chromium	49.9	50	99.8	80-120
Cobalt	48.5	50	97.0	80-120
Copper	46.3	50	92.6	80-120
Iron				
Lead	48.0	50	96.0	80-120
Magnesium				
Manganese				
Molybdenum	48.7	50	97.4	80-120
Nickel	47.7	50	95.4	80-120
Potassium				
Selenium	46.4	50	92.8	80-120
Silicon				
Silver	46.9	50	93.8	80-120
Sodium				
Strontium				
Thallium	48.2	50	96.4	80-120
Tin				
Titanium				
Vanadium	46.6	50	93.2	80-120
Zinc	51.4	50	102.8	80-120

Associated samples MP3717: C16985-21, C16985-22, C16985-23, C16985-24, C16985-25, C16985-26, C16985-27, C16985-28, C16985-29, C16985-30, C16985-31, C16985-36, C16985-37, C16985-38, C16985-39, C16985-40, C16985-41

Results < IDL are shown as zero for calculation purposes  
 (\*) Outside of QC limits  
 (anr) Analyte not requested

SERIAL DILUTION RESULTS SUMMARY

Login Number: C16985  
 Account: IRISECAO - Iris Environmental  
 Project: Romic Soil Investigation(Romic EPA) - 2081 Bay Road,East Palo Alto,CA

QC Batch ID: MP3717  
 Matrix Type: SOLID

Methods: SW846 6010B  
 Units: ug/l

Prep Date: 07/16/11

Metal	C16985-21 Original SDL 1:5		%DIF	QC Limits
Aluminum				
Antimony	0.00	0.00	NC	0-10
Arsenic	45.1	53.6	18.8*(a)	0-10
Barium	1600	1740	8.6	0-10
Beryllium	5.70	5.80	1.8	0-10
Boron				
Cadmium	2.20	1.90	13.6 (b)	0-10
Calcium				
Chromium	362	394	8.9	0-10
Cobalt	72.2	77.1	6.8	0-10
Copper	190	201	5.8	0-10
Iron				
Lead	0.00	0.00	NC	0-10
Magnesium				
Manganese				
Molybdenum	10.2	10.1	1.0	0-10
Nickel	383	366	4.4	0-10
Potassium				
Selenium	4.50	0.00	100.0(b)	0-10
Silicon				
Silver	0.00	0.00	NC	0-10
Sodium				
Strontium				
Thallium	0.00	5.30		0-10
Tin				
Titanium				
Vanadium	361	393	8.8	0-10
Zinc	498	525	5.5	0-10

Associated samples MP3717: C16985-21, C16985-22, C16985-23, C16985-24, C16985-25, C16985-26, C16985-27, C16985-28, C16985-29, C16985-30, C16985-31, C16985-36, C16985-37, C16985-38, C16985-39, C16985-40, C16985-41

Results < IDL are shown as zero for calculation purposes

(\*) Outside of QC limits

(anr) Analyte not requested

(a) Serial dilution indicates possible matrix interference.

(b) Percent difference acceptable due to low initial sample concentration (< 50 times IDL).



BLANK RESULTS SUMMARY  
Part 2 - Method Blanks

Login Number: C16985  
Account: IRISECAO - Iris Environmental  
Project: Romic Soil Investigation(Romic EPA) - 2081 Bay Road,East Palo Alto,CA

QC Batch ID: MP3736  
Matrix Type: SOLID

Methods: SW846 7471A  
Units: mg/kg

Prep Date: 07/18/11

Metal	RL	IDL	MDL	MB	
				raw	final
Mercury	0.042	.0017	.0043	-0.0038	<0.042

Associated samples MP3736: C16985-1, C16985-4, C16985-10, C16985-19, C16985-22, C16985-31, C16985-36

Results < IDL are shown as zero for calculation purposes  
(\* ) Outside of QC limits  
(anr) Analyte not requested

MATRIX SPIKE AND DUPLICATE RESULTS SUMMARY

Login Number: C16985  
Account: IRISECAO - Iris Environmental  
Project: Romic Soil Investigation(Romic EPA) - 2081 Bay Road,East Palo Alto,CA

QC Batch ID: MP3736  
Matrix Type: SOLID

Methods: SW846 7471A  
Units: mg/kg

Prep Date: 07/18/11

Metal	C17018-7 Original MS	SpikeLot HGPWS1	% Rec	QC Limits
-------	-------------------------	--------------------	-------	--------------

Mercury 0.14 0.43 0.303 95.7 75-125

Associated samples MP3736: C16985-1, C16985-4, C16985-10, C16985-19, C16985-22, C16985-31, C16985-36

Results < IDL are shown as zero for calculation purposes  
(\* ) Outside of QC limits  
(N) Matrix Spike Rec. outside of QC limits  
(anr) Analyte not requested

8.3.2  
8

MATRIX SPIKE AND DUPLICATE RESULTS SUMMARY

Login Number: C16985  
 Account: IRISECAO - Iris Environmental  
 Project: Romic Soil Investigation(Romic EPA) - 2081 Bay Road,East Palo Alto,CA

QC Batch ID: MP3736 Methods: SW846 7471A  
 Matrix Type: SOLID Units: mg/kg

Prep Date: 07/18/11

Metal	C17018-7 Original MSD		SpikeLot HGPWS1	% Rec	MSD RPD	QC Limit
Mercury	0.14	0.42	0.294	95.2	2.4	20

Associated samples MP3736: C16985-1, C16985-4, C16985-10, C16985-19, C16985-22, C16985-31, C16985-36

Results < IDL are shown as zero for calculation purposes  
 (\*) Outside of QC limits  
 (N) Matrix Spike Rec. outside of QC limits  
 (anr) Analyte not requested

8.3.2  
8

SPIKE BLANK AND LAB CONTROL SAMPLE SUMMARY

Login Number: C16985

Account: IRISECAO - Iris Environmental

Project: Romic Soil Investigation(Romic EPA) - 2081 Bay Road,East Palo Alto,CA

QC Batch ID: MP3736

Methods: SW846 7471A

Matrix Type: SOLID

Units: mg/kg

Prep Date: 07/18/11

Metal	BSP Result	Spikelot HGPWS1	% Rec	QC Limits
Mercury	0.15	0.167	90.0	80-120

Associated samples MP3736: C16985-1, C16985-4, C16985-10, C16985-19, C16985-22, C16985-31, C16985-36

Results < IDL are shown as zero for calculation purposes

(\*) Outside of QC limits

(anr) Analyte not requested

8.3.3  
8

BLANK RESULTS SUMMARY  
Part 2 - Method Blanks

Login Number: C16985  
Account: IRISECAO - Iris Environmental  
Project: Romic Soil Investigation(Romic EPA) - 2081 Bay Road,East Palo Alto,CA

QC Batch ID: MP3750  
Matrix Type: SOLID

Methods: SW846 6010B  
Units: mg/kg

Prep Date: 07/22/11

Metal	RL	IDL	MDL	MB raw	final
Aluminum	20	2	.54		
Antimony	2.0	.98	.23	0.020	<2.0
Arsenic	2.0	.78	.8	-0.080	<2.0
Barium	20	.03	.076	0.37	<20
Beryllium	1.0	.01	.015	0.010	<1.0
Boron	10	.73	.55		
Cadmium	1.0	.06	.04	0.0	<1.0
Calcium	500	1.5	1.3		
Chromium	1.0	.07	.024	0.040	<1.0
Cobalt	1.0	.07	.031	0.030	<1.0
Copper	2.5	.06	.18	0.79	<2.5
Iron	20	.25	1.4		
Lead	2.0	.4	.28	0.010	<2.0
Lithium		.12			
Magnesium	500	1.1	1.1		
Manganese	1.5	.01	.21		
Molybdenum	2.0	.12	.054	0.090	<2.0
Nickel	1.0	.1	.15	0.050	<1.0
Potassium	1000	3			
Selenium	2.0	1.2	.74	0.12	<2.0
Silicon		.76			
Silver	1.0	.05	.24	0.0	<1.0
Sodium	1000	.79	1.2		
Strontium	1.0	.02	.038		
Thallium	2.0	.85	.36	0.050	<2.0
Tin	50	.27	.16		
Titanium	1.0	.02	.071		
Vanadium	1.0	.05	.018	0.010	<1.0
Zinc	2.0	.04	.21	1.9	<2.0

Associated samples MP3750: C16985-7A, C16985-20A, C16985-22A, C16985-39A

Results < IDL are shown as zero for calculation purposes  
(\* ) Outside of QC limits  
(anr) Analyte not requested

MATRIX SPIKE AND DUPLICATE RESULTS SUMMARY

Login Number: C16985  
 Account: IRISECAO - Iris Environmental  
 Project: Romic Soil Investigation(Romic EPA) - 2081 Bay Road,East Palo Alto,CA

QC Batch ID: MP3750  
 Matrix Type: SOLID

Methods: SW846 6010B  
 Units: mg/kg

Prep Date: 07/22/11

Metal	C17096-18 Original MS		Spike lot MPIR4A	% Rec	QC Limits
Aluminum					
Antimony	0.0	11.8	50	23.6N(a)	75-125
Arsenic	0.0	54.0	50	108.0	75-125
Barium	76.1	167	50	181.8N(a)	75-125
Beryllium	0.0	59.8	50	119.6	75-125
Boron					
Cadmium	0.0	63.7	50	127.4N(a)	75-125
Calcium					
Chromium	84.5	197	50	225.0N(a)	75-125
Cobalt	21.8	93.2	50	142.8N(a)	75-125
Copper	66.2	170	50	207.6N(a)	75-125
Iron					
Lead	36.8	89.2	50	104.8	75-125
Lithium					
Magnesium					
Manganese					
Molybdenum	0.91	54.9	50	108.0	75-125
Nickel	54.4	144	50	179.2N(a)	75-125
Potassium					
Selenium	8.9	66.3	50	114.8	75-125
Silicon					
Silver	0.0	62.9	50	125.8N(a)	75-125
Sodium					
Strontium					
Thallium	0.0	40.7	50	81.4	75-125
Tin					
Titanium					
Vanadium	132	278	50	292.0N(a)	75-125
Zinc	98.5	188	50	179.0N(a)	75-125

Associated samples MP3750: C16985-7A, C16985-20A, C16985-22A, C16985-39A

Results < IDL are shown as zero for calculation purposes

(\*) Outside of QC limits

(N) Matrix Spike Rec. outside of QC limits

(anr) Analyte not requested

(a) Spike recovery indicates possible matrix interference and/or sample nonhomogeneity.

MATRIX SPIKE AND DUPLICATE RESULTS SUMMARY

Login Number: C16985  
 Account: IRISECAO - Iris Environmental  
 Project: Romic Soil Investigation(Romic EPA) - 2081 Bay Road,East Palo Alto,CA

QC Batch ID: MP3750  
 Matrix Type: SOLID

Methods: SW846 6010B  
 Units: mg/kg

Prep Date: 07/22/11

Metal	C17096-18 Original MSD		SpikeLot MPIR4A	% Rec	MSD RPD	QC Limit
Aluminum						
Antimony	0.0	9.3	50	18.6N(a)	23.7 (b)	20
Arsenic	0.0	43.1	50	86.2	22.5 (b)	20
Barium	76.1	129	50	105.8	25.7 (b)	20
Beryllium	0.0	47.3	50	94.6	23.3 (b)	20
Boron						
Cadmium	0.0	49.6	50	99.2	24.9 (b)	20
Calcium						
Chromium	84.5	154	50	139.0N(a)	24.5 (b)	20
Cobalt	21.8	72.2	50	100.8	25.4 (b)	20
Copper	66.2	123	50	113.6	32.1 (b)	20
Iron						
Lead	36.8	71.3	50	69.0N(a)	22.3 (b)	20
Lithium						
Magnesium						
Manganese						
Molybdenum	0.91	43.5	50	85.2	23.2 (b)	20
Nickel	54.4	113	50	117.2	24.1 (b)	20
Potassium						
Selenium	8.9	52.4	50	87.0	23.4 (b)	20
Silicon						
Silver	0.0	49.1	50	98.2	24.6 (b)	20
Sodium						
Strontium						
Thallium	0.0	34.1	50	68.2N(a)	17.6	20
Tin						
Titanium						
Vanadium	132	211	50	158.0N(a)	27.4 (b)	20
Zinc	98.5	149	50	101.0	23.1 (b)	20

Associated samples MP3750: C16985-7A, C16985-20A, C16985-22A, C16985-39A

Results < IDL are shown as zero for calculation purposes

(\*) Outside of QC limits

(N) Matrix Spike Rec. outside of QC limits

(anr) Analyte not requested

(a) Spike recovery indicates possible matrix interference and/or sample nonhomogeneity.

(b) RPD outside control limits due to matrix interference and/or sample nonhomogeneity.

SPIKE BLANK AND LAB CONTROL SAMPLE SUMMARY

Login Number: C16985  
 Account: IRISECAO - Iris Environmental  
 Project: Romic Soil Investigation(Romic EPA) - 2081 Bay Road,East Palo Alto,CA

QC Batch ID: MP3750  
 Matrix Type: SOLID

Methods: SW846 6010B  
 Units: mg/kg

Prep Date: 07/22/11

Metal	BSP Result	Spikelot MPIR4A	% Rec	QC Limits
Aluminum				
Antimony	46.2	50	92.4	80-120
Arsenic	45.6	50	91.2	80-120
Barium	48.6	50	97.2	80-120
Beryllium	47.9	50	95.8	80-120
Boron				
Cadmium	47.5	50	95.0	80-120
Calcium				
Chromium	48.5	50	97.0	80-120
Cobalt	48.0	50	96.0	80-120
Copper	50.1	50	100.2	80-120
Iron				
Lead	46.8	50	93.6	80-120
Lithium				
Magnesium				
Manganese				
Molybdenum	45.6	50	91.2	80-120
Nickel	47.7	50	95.4	80-120
Potassium				
Selenium	44.4	50	88.8	80-120
Silicon				
Silver	47.7	50	95.4	80-120
Sodium				
Strontium				
Thallium	42.8	50	85.6	80-120
Tin				
Titanium				
Vanadium	47.9	50	95.8	80-120
Zinc	46.2	50	92.4	80-120

Associated samples MP3750: C16985-7A, C16985-20A, C16985-22A, C16985-39A

Results < IDL are shown as zero for calculation purposes  
 (\*) Outside of QC limits  
 (anr) Analyte not requested

8.4.3  
8



SERIAL DILUTION RESULTS SUMMARY

Login Number: C16985  
 Account: IRISECAO - Iris Environmental  
 Project: Romic Soil Investigation(Romic EPA) - 2081 Bay Road,East Palo Alto,CA

QC Batch ID: MP3750  
 Matrix Type: SOLID

Methods: SW846 6010B  
 Units: ug/l

Prep Date: 07/22/11

Metal	C17096-18		QC	
	Original	SDL 1:15	%DIF	Limits
Aluminum				
Antimony	0.00	0.00	NC	0-10
Arsenic	0.00	0.00	NC	0-10
Barium	844	1380	64.0*(a)	0-10
Beryllium	0.00	3.00		0-10
Boron				
Cadmium	0.00	0.00	NC	0-10
Calcium				
Chromium	938	1370	46.5*(a)	0-10
Cobalt	242	324	34.2*(a)	0-10
Copper	735	891	21.2*(a)	0-10
Iron				
Lead	408	1130	175.5*(a)	0-10
Lithium				
Magnesium				
Manganese				
Molybdenum	10.1	0.00	100.0(b)	0-10
Nickel	604	948	57.1*(a)	0-10
Potassium				
Selenium	98.7	254	156.8(b)	0-10
Silicon				
Silver	0.00	0.00	NC	0-10
Sodium				
Strontium				
Thallium	0.00	0.00	NC	0-10
Tin				
Titanium				
Vanadium	1470	1910	30.0*(a)	0-10
Zinc	1090	1430	30.4*(a)	0-10

Associated samples MP3750: C16985-7A, C16985-20A, C16985-22A, C16985-39A

Results < IDL are shown as zero for calculation purposes

(\*) Outside of QC limits

(anr) Analyte not requested

(a) Serial dilution indicates possible matrix interference.

(b) Percent difference acceptable due to low initial sample concentration (< 50 times IDL).

BLANK RESULTS SUMMARY  
Part 2 - Method Blanks

Login Number: C16985  
Account: IRISECAO - Iris Environmental  
Project: Romic Soil Investigation(Romic EPA) - 2081 Bay Road,East Palo Alto,CA

QC Batch ID: MP3761  
Matrix Type: SOLID

Methods: SW846 7471A  
Units: mg/kg

Prep Date: 07/25/11

Metal	RL	IDL	MDL	MB	
				raw	final
Mercury	0.042	.0017	.0043	0.0035	<0.042

Associated samples MP3761: C16985-22A

Results < IDL are shown as zero for calculation purposes  
(\* ) Outside of QC limits  
(anr) Analyte not requested

8.5.1

8

MATRIX SPIKE AND DUPLICATE RESULTS SUMMARY

Login Number: C16985  
 Account: IRISECAO - Iris Environmental  
 Project: Romic Soil Investigation(Romic EPA) - 2081 Bay Road,East Palo Alto,CA

QC Batch ID: MP3761  
 Matrix Type: SOLID

Methods: SW846 7471A  
 Units: mg/kg

Prep Date: 07/25/11

Metal	C17096-18 Original MS	SpikeLot HGPWS1	% Rec	QC Limits
-------	--------------------------	--------------------	-------	--------------

Mercury	0.064	0.40	0.294	114.2	75-125
---------	-------	------	-------	-------	--------

Associated samples MP3761: C16985-22A

Results < IDL are shown as zero for calculation purposes  
 (\*) Outside of QC limits  
 (N) Matrix Spike Rec. outside of QC limits  
 (anr) Analyte not requested

8.5.2  
8

MATRIX SPIKE AND DUPLICATE RESULTS SUMMARY

Login Number: C16985  
 Account: IRISECAO - Iris Environmental  
 Project: Romic Soil Investigation(Romic EPA) - 2081 Bay Road,East Palo Alto,CA

QC Batch ID: MP3761 Methods: SW846 7471A  
 Matrix Type: SOLID Units: mg/kg

Prep Date: 07/25/11

Metal	C17096-18 Original MSD	SpikeLot HGPWS1	% Rec	MSD RPD	QC Limit
Mercury	0.064	0.42	0.308	115.7	4.9 20

Associated samples MP3761: C16985-22A

Results < IDL are shown as zero for calculation purposes  
 (\*) Outside of QC limits  
 (N) Matrix Spike Rec. outside of QC limits  
 (anr) Analyte not requested

8.5.2  
8

SPIKE BLANK AND LAB CONTROL SAMPLE SUMMARY

Login Number: C16985  
Account: IRISECAO - Iris Environmental  
Project: Romic Soil Investigation(Romic EPA) - 2081 Bay Road,East Palo Alto,CA

QC Batch ID: MP3761  
Matrix Type: SOLID

Methods: SW846 7471A  
Units: mg/kg

Prep Date: 07/25/11

Metal	BSP Result	Spikelot HGPWS1	% Rec	QC Limits
Mercury	0.13	0.167	80.0	80-120

Associated samples MP3761: C16985-22A

Results < IDL are shown as zero for calculation purposes  
(\* ) Outside of QC limits  
(anr) Analyte not requested

8.5.3  
8

Technical Report for

Iris Environmental

Romic Soil Investigation(Romic EPA) - 2081 Bay Road,East Palo Alto,CA  
07-555C

Accutest Job Number: C17018

Sampling Date: 07/14/11


Report to:

Iris Environmental  
1438 Webster Street Suite 302  
Oakland, CA 94612  
anna@irisenv.com; calger@irisenv.com  
  
ATTN: Chris Alger

Total number of pages in report: **356**



Test results contained within this data package meet the requirements of the National Environmental Laboratory Accreditation Conference and/or state specific certification programs as applicable.

A handwritten signature in black ink, appearing to read 'Kesavalu M. Bagawandoss'.

Kesavalu M. Bagawandoss,  
Ph.D., J.D., Lab Director

Client Service contact: Simon Hague 408-588-0200

Certifications: CA (08258CA) AZ (AZ0762) DoD/ISO/IEC 17025:2005 (L2242)

This report shall not be reproduced, except in its entirety, without the written approval of Accutest Laboratories.  
Test results relate only to samples analyzed.

# Table of Contents

-1-

<b>Section 1: Sample Summary</b> .....	<b>4</b>
<b>Section 2: Sample Results</b> .....	<b>7</b>
<b>2.1:</b> C17018-1: R6-0.5 .....	8
<b>2.2:</b> C17018-2: R6-3.0 .....	19
<b>2.3:</b> C17018-3: R6-6.0 .....	25
<b>2.4:</b> C17018-4: RS7,8-1.3 .....	31
<b>2.5:</b> C17018-5: RS7,8-3.8 .....	34
<b>2.6:</b> C17018-6: RS7,8-6.8 .....	37
<b>2.7:</b> C17018-7: Z16,17-0.9 .....	40
<b>2.8:</b> C17018-8: Z16,17-3.4 .....	51
<b>2.9:</b> C17018-9: Z16,17-6.4 .....	62
<b>2.10:</b> C17018-10: P16-2.9 .....	73
<b>2.11:</b> C17018-11: P16-5.9 .....	76
<b>2.12:</b> C17018-12: Q10-2.0 .....	79
<b>2.13:</b> C17018-13: Q10-6.0 .....	82
<b>2.14:</b> C17018-14: Q16-3.0 .....	85
<b>2.15:</b> C17018-15: Q16-6.0 .....	88
<b>2.16:</b> C17018-16: R10-0.5 .....	91
<b>2.17:</b> C17018-17: R10-2.5 .....	102
<b>2.18:</b> C17018-18: R10-6.0 .....	105
<b>2.19:</b> C17018-19: S16-0.6 .....	108
<b>2.20:</b> C17018-20: S16-2.6 .....	111
<b>2.21:</b> C17018-21: S16-6.1 .....	114
<b>2.22:</b> C17018-22: T18-3.1 .....	117
<b>2.23:</b> C17018-23: T18-6.1 .....	120
<b>2.24:</b> C17018-24: T19-0.5 .....	123
<b>2.25:</b> C17018-25: T19-3.0 .....	134
<b>2.26:</b> C17018-26: T19-6.0 .....	137
<b>2.27:</b> C17018-27: R11-3.0 .....	140
<b>2.28:</b> C17018-28: R11-6.0 .....	143
<b>2.29:</b> C17018-29: T21-0.5 .....	146
<b>2.30:</b> C17018-30: T21-3.0 .....	157
<b>2.31:</b> C17018-31: U20-3.0 .....	160
<b>2.32:</b> C17018-32: U20-6.0 .....	163
<b>2.33:</b> C17018-33: U21-0.5 .....	166
<b>2.34:</b> C17018-34: V19-0.6 .....	177
<b>2.35:</b> C17018-35: V19-3.1 .....	188
<b>2.36:</b> C17018-36: V19-6.1 .....	191
<b>Section 3: Misc. Forms</b> .....	<b>194</b>
<b>3.1:</b> Chain of Custody .....	195
<b>Section 4: GC/MS Semi-volatiles - QC Data Summaries</b> .....	<b>200</b>
<b>4.1:</b> Method Blank Summary .....	201

# Table of Contents

-2-

<b>4.2:</b> Blank Spike/Blank Spike Duplicate Summary .....	204
<b>4.3:</b> Matrix Spike/Matrix Spike Duplicate Summary .....	207
<b>Section 5: GC Volatiles - QC Data Summaries .....</b>	<b>210</b>
<b>5.1:</b> Method Blank Summary .....	211
<b>5.2:</b> Blank Spike/Blank Spike Duplicate Summary .....	213
<b>5.3:</b> Matrix Spike/Matrix Spike Duplicate Summary .....	215
<b>Section 6: GC Semi-volatiles - QC Data Summaries .....</b>	<b>217</b>
<b>6.1:</b> Method Blank Summary .....	218
<b>6.2:</b> Blank Spike/Blank Spike Duplicate Summary .....	222
<b>6.3:</b> Matrix Spike/Matrix Spike Duplicate Summary .....	226
<b>Section 7: Metals Analysis - QC Data Summaries .....</b>	<b>229</b>
<b>7.1:</b> Prep QC MP3725: Sb,As,Ba,Be,Cd,Cr,Co,Cu,Pb,Mo,Ni,Se,Ag,Tl,V,Zn .....	230
<b>7.2:</b> Prep QC MP3726: Sb,As,Ba,Be,Cd,Cr,Co,Cu,Pb,Mo,Ni,Se,Ag,Tl,V,Zn .....	235
<b>7.3:</b> Prep QC MP3736: Hg .....	240
<b>Section 8: Misc. Forms (Accutest Laboratories Southeast, Inc.) .....</b>	<b>244</b>
<b>8.1:</b> Chain of Custody .....	245
<b>Section 9: GC/MS Volatiles - QC Data (Accutest Laboratories Southeast, Inc.) .....</b>	<b>248</b>
<b>9.1:</b> Method Blank Summary .....	249
<b>9.2:</b> Blank Spike Summary .....	286
<b>9.3:</b> Matrix Spike/Matrix Spike Duplicate Summary .....	323

1

2

3

4

5

6

7

8

9





## Sample Summary

Iris Environmental

**Job No:** C17018

Romic Soil Investigation(Romic EPA) - 2081 Bay Road, East Palo Alto, CA  
 Project No: 07-555C

Sample Number	Collected		Received	Matrix		Client Sample ID
	Date	Time By		Code	Type	
C17018-1	07/14/11	08:05 AB	07/15/11	SO	Soil	R6-0.5
C17018-2	07/14/11	08:10 AB	07/15/11	SO	Soil	R6-3.0
C17018-3	07/14/11	08:20 AB	07/15/11	SO	Soil	R6-6.0
C17018-4	07/14/11	08:30 AB	07/15/11	SO	Soil	RS7,8-1.3
C17018-5	07/14/11	08:35 AB	07/15/11	SO	Soil	RS7,8-3.8
C17018-6	07/14/11	08:40 AB	07/15/11	SO	Soil	RS7,8-6.8
C17018-7	07/14/11	09:40 AB	07/15/11	SO	Soil	Z16,17-0.9
C17018-8	07/14/11	09:45 AB	07/15/11	SO	Soil	Z16,17-3.4
C17018-9	07/14/11	09:50 AB	07/15/11	SO	Soil	Z16,17-6.4
C17018-10	07/14/11	10:45 AB	07/15/11	SO	Soil	P16-2.9
C17018-11	07/14/11	10:50 AB	07/15/11	SO	Soil	P16-5.9
C17018-12	07/14/11	11:15 AB	07/15/11	SO	Soil	Q10-2.0
C17018-13	07/14/11	11:20 AB	07/15/11	SO	Soil	Q10-6.0

---

Soil samples reported on a dry weight basis unless otherwise indicated on result page.



## Sample Summary

(continued)

Iris Environmental

**Job No:** C17018

Romic Soil Investigation(Romic EPA) - 2081 Bay Road, East Palo Alto, CA

Project No: 07-555C

Sample Number	Collected		Received	Matrix		Client Sample ID
	Date	Time By		Code	Type	
C17018-14	07/14/11	11:35 AB	07/15/11	SO	Soil	Q16-3.0
C17018-15	07/14/11	11:40 AB	07/15/11	SO	Soil	Q16-6.0
C17018-16	07/14/11	12:10 AB	07/15/11	SO	Soil	R10-0.5
C17018-17	07/14/11	12:15 AB	07/15/11	SO	Soil	R10-2.5
C17018-18	07/14/11	12:18 AB	07/15/11	SO	Soil	R10-6.0
C17018-19	07/14/11	12:25 AB	07/15/11	SO	Soil	S16-0.6
C17018-20	07/14/11	12:30 AB	07/15/11	SO	Soil	S16-2.6
C17018-21	07/14/11	12:35 AB	07/15/11	SO	Soil	S16-6.1
C17018-22	07/14/11	14:00 AB	07/15/11	SO	Soil	T18-3.1
C17018-23	07/14/11	14:05 AB	07/15/11	SO	Soil	T18-6.1
C17018-24	07/14/11	14:25 AB	07/15/11	SO	Soil	T19-0.5
C17018-25	07/14/11	14:35 AB	07/15/11	SO	Soil	T19-3.0
C17018-26	07/14/11	14:45 AB	07/15/11	SO	Soil	T19-6.0

---

Soil samples reported on a dry weight basis unless otherwise indicated on result page.



## Sample Summary

(continued)

Iris Environmental

**Job No:** C17018

Romic Soil Investigation(Romic EPA) - 2081 Bay Road,East Palo Alto,CA

Project No: 07-555C

Sample Number	Collected		Received	Matrix		Client Sample ID
	Date	Time By		Code	Type	
C17018-27	07/14/11	14:50 AB	07/15/11	SO	Soil	R11-3.0
C17018-28	07/14/11	14:55 AB	07/15/11	SO	Soil	R11-6.0
C17018-29	07/14/11	15:15 AB	07/15/11	SO	Soil	T21-0.5
C17018-30	07/14/11	15:20 AB	07/15/11	SO	Soil	T21-3.0
C17018-31	07/14/11	15:45 AB	07/15/11	SO	Soil	U20-3.0
C17018-32	07/14/11	15:55 AB	07/15/11	SO	Soil	U20-6.0
C17018-33	07/14/11	16:25 AB	07/15/11	SO	Soil	U21-0.5
C17018-34	07/14/11	16:40 AB	07/15/11	SO	Soil	V19-0.6
C17018-35	07/14/11	16:45 AB	07/15/11	SO	Soil	V19-3.1
C17018-36	07/14/11	16:55 AB	07/15/11	SO	Soil	V19-6.1

---

Soil samples reported on a dry weight basis unless otherwise indicated on result page.

Sample Results

---

Report of Analysis

---

## Report of Analysis

<b>Client Sample ID:</b>	R6-0.5	<b>Date Sampled:</b>	07/14/11
<b>Lab Sample ID:</b>	C17018-1	<b>Date Received:</b>	07/15/11
<b>Matrix:</b>	SO - Soil	<b>Percent Solids:</b>	n/a <sup>a</sup>
<b>Method:</b>	SW846 8260B	<b>Project:</b> Romic Soil Investigation(Romic EPA) - 2081 Bay Road, East Palo Alto, CA	

Run #	File ID	DF	Analyzed	By	Prep Date	Prep Batch	Analytical Batch
Run #1 <sup>b</sup>	G0073770.D	1	07/21/11	AFL	n/a	n/a	F:VG2754
Run #2							

Run #	Initial Weight
Run #1	5.00 g
Run #2	

## VOA 8260 List

CAS No.	Compound	Result	RL	MDL	Units	Q
67-64-1	Acetone	24.8	50	20	ug/kg	J
71-43-2	Benzene	ND	5.0	1.5	ug/kg	
108-86-1	Bromobenzene	18.4	5.0	1.4	ug/kg	
74-97-5	Bromochloromethane	ND	5.0	1.4	ug/kg	
75-27-4	Bromodichloromethane	ND	5.0	1.1	ug/kg	
75-25-2	Bromoform	ND	5.0	1.5	ug/kg	
104-51-8	n-Butylbenzene	ND	5.0	1.3	ug/kg	
135-98-8	sec-Butylbenzene	ND	5.0	1.6	ug/kg	
98-06-6	tert-Butylbenzene	ND	5.0	1.2	ug/kg	
108-90-7	Chlorobenzene	1.1	5.0	1.0	ug/kg	J
75-00-3	Chloroethane	ND	5.0	2.0	ug/kg	
67-66-3	Chloroform	ND	5.0	1.2	ug/kg	
95-49-8	o-Chlorotoluene	ND	5.0	1.2	ug/kg	
106-43-4	p-Chlorotoluene	ND	5.0	1.2	ug/kg	
56-23-5	Carbon tetrachloride	ND	5.0	1.8	ug/kg	
75-34-3	1,1-Dichloroethane	3.6	5.0	1.1	ug/kg	J
75-35-4	1,1-Dichloroethylene	ND	5.0	1.4	ug/kg	
563-58-6	1,1-Dichloropropene	ND	5.0	1.3	ug/kg	
96-12-8	1,2-Dibromo-3-chloropropane	ND	5.0	2.3	ug/kg	
106-93-4	1,2-Dibromoethane	ND	5.0	1.0	ug/kg	
107-06-2	1,2-Dichloroethane	ND	5.0	1.0	ug/kg	
78-87-5	1,2-Dichloropropane	ND	5.0	1.2	ug/kg	
142-28-9	1,3-Dichloropropane	ND	5.0	1.0	ug/kg	
108-20-3	Di-Isopropyl ether	ND	5.0	1.0	ug/kg	
594-20-7	2,2-Dichloropropane	ND	5.0	1.4	ug/kg	
124-48-1	Dibromochloromethane	ND	5.0	1.0	ug/kg	
75-71-8	Dichlorodifluoromethane	ND	5.0	1.5	ug/kg	
156-59-2	cis-1,2-Dichloroethylene	3.3	5.0	1.5	ug/kg	J
10061-01-5	cis-1,3-Dichloropropene	ND	5.0	1.0	ug/kg	
541-73-1	m-Dichlorobenzene	ND	5.0	1.2	ug/kg	
95-50-1	o-Dichlorobenzene	ND	5.0	1.1	ug/kg	
106-46-7	p-Dichlorobenzene	ND	5.0	1.1	ug/kg	

ND = Not detected MDL - Method Detection Limit

RL = Reporting Limit

E = Indicates value exceeds calibration range

J = Indicates an estimated value

B = Indicates analyte found in associated method blank

N = Indicates presumptive evidence of a compound

## Report of Analysis

<b>Client Sample ID:</b>	R6-0.5	<b>Date Sampled:</b>	07/14/11
<b>Lab Sample ID:</b>	C17018-1	<b>Date Received:</b>	07/15/11
<b>Matrix:</b>	SO - Soil	<b>Percent Solids:</b>	n/a <sup>a</sup>
<b>Method:</b>	SW846 8260B	<b>Project:</b> Romic Soil Investigation(Romic EPA) - 2081 Bay Road,East Palo Alto,CA	

## VOA 8260 List

CAS No.	Compound	Result	RL	MDL	Units	Q
156-60-5	trans-1,2-Dichloroethylene	ND	5.0	1.5	ug/kg	
10061-02-6	trans-1,3-Dichloropropene	ND	5.0	1.1	ug/kg	
100-41-4	Ethylbenzene	5.3	5.0	1.0	ug/kg	
637-92-3	Ethyl tert-Butyl Ether	ND	5.0	1.3	ug/kg	
591-78-6	2-Hexanone	ND	25	5.4	ug/kg	
87-68-3	Hexachlorobutadiene	ND	5.0	2.0	ug/kg	
98-82-8	Isopropylbenzene	ND	5.0	1.1	ug/kg	
99-87-6	p-Isopropyltoluene	ND	5.0	1.2	ug/kg	
108-10-1	4-Methyl-2-pentanone	ND	25	5.5	ug/kg	
74-83-9	Methyl bromide	ND	5.0	2.0	ug/kg	
74-87-3	Methyl chloride	ND	5.0	2.0	ug/kg	
74-95-3	Methylene bromide	ND	5.0	1.5	ug/kg	
75-09-2	Methylene chloride	ND	10	4.6	ug/kg	
78-93-3	Methyl ethyl ketone	7.3	25	6.1	ug/kg	J
1634-04-4	Methyl Tert Butyl Ether	ND	5.0	2.0	ug/kg	
91-20-3	Naphthalene	8.1	5.0	2.0	ug/kg	
103-65-1	n-Propylbenzene	ND	5.0	1.4	ug/kg	
100-42-5	Styrene	ND	5.0	2.6	ug/kg	
994-05-8	Tert-Amyl Methyl Ether	ND	5.0	1.3	ug/kg	
75-65-0	Tert Butyl Alcohol	ND	50	20	ug/kg	
630-20-6	1,1,1,2-Tetrachloroethane	ND	5.0	1.0	ug/kg	
71-55-6	1,1,1-Trichloroethane	ND	5.0	1.1	ug/kg	
79-34-5	1,1,2,2-Tetrachloroethane	ND	5.0	1.2	ug/kg	
79-00-5	1,1,2-Trichloroethane	ND	5.0	1.1	ug/kg	
87-61-6	1,2,3-Trichlorobenzene	ND	5.0	1.0	ug/kg	
96-18-4	1,2,3-Trichloropropane	ND	5.0	1.7	ug/kg	
120-82-1	1,2,4-Trichlorobenzene	ND	5.0	1.2	ug/kg	
95-63-6	1,2,4-Trimethylbenzene	4.2	5.0	1.1	ug/kg	J
108-67-8	1,3,5-Trimethylbenzene	1.6	5.0	1.3	ug/kg	J
127-18-4	Tetrachloroethylene	4.3	5.0	1.0	ug/kg	J
108-88-3	Toluene	22.6	5.0	1.2	ug/kg	
79-01-6	Trichloroethylene	1.4	5.0	1.2	ug/kg	J
75-69-4	Trichlorofluoromethane	ND	5.0	2.0	ug/kg	
75-01-4	Vinyl chloride	ND	5.0	1.5	ug/kg	
1330-20-7	Xylene (total)	8.0	15	3.2	ug/kg	J

CAS No.	Surrogate Recoveries	Run# 1	Run# 2	Limits
1868-53-7	Dibromofluoromethane	98%		80-121%
2037-26-5	Toluene-D8	101%		71-130%

ND = Not detected MDL - Method Detection Limit

RL = Reporting Limit

E = Indicates value exceeds calibration range

J = Indicates an estimated value

B = Indicates analyte found in associated method blank

N = Indicates presumptive evidence of a compound

## Report of Analysis

<b>Client Sample ID:</b>	R6-0.5	<b>Date Sampled:</b>	07/14/11
<b>Lab Sample ID:</b>	C17018-1	<b>Date Received:</b>	07/15/11
<b>Matrix:</b>	SO - Soil	<b>Percent Solids:</b>	n/a <sup>a</sup>
<b>Method:</b>	SW846 8260B	<b>Project:</b> Romic Soil Investigation(Romic EPA) - 2081 Bay Road,East Palo Alto,CA	

### VOA 8260 List

CAS No.	Surrogate Recoveries	Run# 1	Run# 2	Limits
460-00-4	4-Bromofluorobenzene	134%		59-148%
17060-07-0	1,2-Dichloroethane-D4	107%		77-123%

- (a) All results reported on wet weight basis.
- (b) Analysis performed at Accutest Laboratories, Orlando FL.

ND = Not detected      MDL - Method Detection Limit  
 RL = Reporting Limit  
 E = Indicates value exceeds calibration range

J = Indicates an estimated value  
 B = Indicates analyte found in associated method blank  
 N = Indicates presumptive evidence of a compound

## Report of Analysis

<b>Client Sample ID:</b> R6-0.5	
<b>Lab Sample ID:</b> C17018-1	<b>Date Sampled:</b> 07/14/11
<b>Matrix:</b> SO - Soil	<b>Date Received:</b> 07/15/11
<b>Method:</b> SW846 8270C SW846 3550B	<b>Percent Solids:</b> n/a <sup>a</sup>
<b>Project:</b> Romc Soil Investigation(Romc EPA) - 2081 Bay Road, East Palo Alto, CA	

Run #	File ID	DF	Analyzed	By	Prep Date	Prep Batch	Analytical Batch
Run #1 <sup>b</sup>	Y8868.D	5	07/18/11	MT	07/18/11	OP4247	EY423
Run #2							

Run #	Initial Weight	Final Volume
Run #1	10.3 g	1.0 ml
Run #2		

## ABN Full List

CAS No.	Compound	Result	RL	MDL	Units	Q
65-85-0	Benzoic acid	ND	4900	4300	ug/kg	
95-57-8	2-Chlorophenol	ND	4900	3300	ug/kg	
59-50-7	4-Chloro-3-methyl phenol	ND	2400	2000	ug/kg	
120-83-2	2,4-Dichlorophenol	ND	2400	680	ug/kg	
105-67-9	2,4-Dimethylphenol	ND	2400	730	ug/kg	
51-28-5	2,4-Dinitrophenol	ND	12000	4100	ug/kg	
534-52-1	4,6-Dinitro-o-cresol	ND	9700	5000	ug/kg	
95-48-7	2-Methylphenol	ND	2400	830	ug/kg	
	3&4-Methylphenol	ND	2400	730	ug/kg	
88-75-5	2-Nitrophenol	ND	2400	630	ug/kg	
100-02-7	4-Nitrophenol	ND	9700	6000	ug/kg	
87-86-5	Pentachlorophenol	ND	2400	2000	ug/kg	
108-95-2	Phenol	ND	9700	6300	ug/kg	
95-95-4	2,4,5-Trichlorophenol	ND	2400	580	ug/kg	
88-06-2	2,4,6-Trichlorophenol	ND	2400	780	ug/kg	
83-32-9	Acenaphthene	ND	4900	2400	ug/kg	
208-96-8	Acenaphthylene	ND	2400	970	ug/kg	
62-53-3	Aniline	ND	2400	680	ug/kg	
120-12-7	Anthracene	ND	2400	490	ug/kg	
103-33-3	Azobenzene	ND	2400	830	ug/kg	
92-87-5	Benzidine	ND	12000	3500	ug/kg	
56-55-3	Benzo(a)anthracene	ND	2400	340	ug/kg	
50-32-8	Benzo(a)pyrene	ND	2400	440	ug/kg	
205-99-2	Benzo(b)fluoranthene	ND	2400	290	ug/kg	
191-24-2	Benzo(g,h,i)perylene	ND	2400	730	ug/kg	
207-08-9	Benzo(k)fluoranthene	ND	2400	580	ug/kg	
101-55-3	4-Bromophenyl phenyl ether	ND	2400	730	ug/kg	
85-68-7	Butyl benzyl phthalate	ND	2400	530	ug/kg	
100-51-6	Benzyl Alcohol	ND	4900	780	ug/kg	
91-58-7	2-Chloronaphthalene	ND	2400	870	ug/kg	
106-47-8	4-Chloroaniline	ND	2400	680	ug/kg	
86-74-8	Carbazole	ND	2400	390	ug/kg	

ND = Not detected MDL - Method Detection Limit

RL = Reporting Limit

E = Indicates value exceeds calibration range

J = Indicates an estimated value

B = Indicates analyte found in associated method blank

N = Indicates presumptive evidence of a compound



## Report of Analysis

<b>Client Sample ID:</b>	R6-0.5	<b>Date Sampled:</b>	07/14/11
<b>Lab Sample ID:</b>	C17018-1	<b>Date Received:</b>	07/15/11
<b>Matrix:</b>	SO - Soil	<b>Percent Solids:</b>	n/a <sup>a</sup>
<b>Method:</b>	SW846 8270C SW846 3550B		
<b>Project:</b>	Romic Soil Investigation(Romic EPA) - 2081 Bay Road, East Palo Alto, CA		

## ABN Full List

CAS No.	Compound	Result	RL	MDL	Units	Q
218-01-9	Chrysene	ND	2400	490	ug/kg	
111-91-1	bis(2-Chloroethoxy)methane	ND	2400	870	ug/kg	
111-44-4	bis(2-Chloroethyl)ether	ND	2400	1100	ug/kg	
108-60-1	bis(2-Chloroisopropyl)ether	ND	2400	1300	ug/kg	
7005-72-3	4-Chlorophenyl phenyl ether	ND	2400	920	ug/kg	
95-50-1	1,2-Dichlorobenzene	ND	2400	780	ug/kg	
541-73-1	1,3-Dichlorobenzene	ND	2400	730	ug/kg	
106-46-7	1,4-Dichlorobenzene	ND	2400	2000	ug/kg	
121-14-2	2,4-Dinitrotoluene	ND	2400	2200	ug/kg	
606-20-2	2,6-Dinitrotoluene	ND	4900	1600	ug/kg	
91-94-1	3,3'-Dichlorobenzidine	ND	12000	680	ug/kg	
53-70-3	Dibenzo(a,h)anthracene	ND	2400	630	ug/kg	
132-64-9	Dibenzofuran	ND	2400	780	ug/kg	
122-39-4	Diphenylamine	ND	2400	580	ug/kg	
84-74-2	Di-n-butyl phthalate	ND	2400	490	ug/kg	
117-84-0	Di-n-octyl phthalate	ND	2400	630	ug/kg	
84-66-2	Diethyl phthalate	ND	2400	830	ug/kg	
131-11-3	Dimethyl phthalate	ND	2400	870	ug/kg	
117-81-7	bis(2-Ethylhexyl)phthalate	3280	2400	1100	ug/kg	
206-44-0	Fluoranthene	ND	2400	490	ug/kg	
86-73-7	Fluorene	ND	2400	870	ug/kg	
118-74-1	Hexachlorobenzene	ND	2400	630	ug/kg	
87-68-3	Hexachlorobutadiene	ND	2400	920	ug/kg	
77-47-4	Hexachlorocyclopentadiene	ND	2400	680	ug/kg	
67-72-1	Hexachloroethane	ND	2400	780	ug/kg	
193-39-5	Indeno(1,2,3-cd)pyrene	ND	2400	680	ug/kg	
78-59-1	Isophorone	ND	2400	830	ug/kg	
90-12-0	1-Methylnaphthalene	ND	2400	780	ug/kg	
91-57-6	2-Methylnaphthalene	ND	2400	780	ug/kg	
88-74-4	2-Nitroaniline	ND	2400	580	ug/kg	
99-09-2	3-Nitroaniline	ND	2400	580	ug/kg	
100-01-6	4-Nitroaniline	ND	2400	1500	ug/kg	
91-20-3	Naphthalene	ND	2400	830	ug/kg	
98-95-3	Nitrobenzene	ND	2400	780	ug/kg	
62-75-9	N-Nitrosodimethylamine	ND	24000	11000	ug/kg	
621-64-7	N-Nitroso-di-n-propylamine	ND	4900	2700	ug/kg	
85-01-8	Phenanthrene	ND	2400	530	ug/kg	
129-00-0	Pyrene	ND	4900	3300	ug/kg	
110-86-1	Pyridine	ND	9700	1100	ug/kg	
120-82-1	1,2,4-Trichlorobenzene	ND	2400	1700	ug/kg	

ND = Not detected MDL - Method Detection Limit

RL = Reporting Limit

E = Indicates value exceeds calibration range

J = Indicates an estimated value

B = Indicates analyte found in associated method blank

N = Indicates presumptive evidence of a compound

## Report of Analysis

<b>Client Sample ID:</b>	R6-0.5	<b>Date Sampled:</b>	07/14/11
<b>Lab Sample ID:</b>	C17018-1	<b>Date Received:</b>	07/15/11
<b>Matrix:</b>	SO - Soil	<b>Percent Solids:</b>	n/a <sup>a</sup>
<b>Method:</b>	SW846 8270C SW846 3550B	<b>Project:</b> Romic Soil Investigation(Romic EPA) - 2081 Bay Road, East Palo Alto, CA	

### ABN Full List

CAS No.	Surrogate Recoveries	Run# 1	Run# 2	Limits
367-12-4	2-Fluorophenol	66%		20-100%
4165-62-2	Phenol-d5	72%		20-100%
118-79-6	2,4,6-Tribromophenol	85%		30-100%
4165-60-0	Nitrobenzene-d5	67%		20-100%
321-60-8	2-Fluorobiphenyl	69%		20-106%
1718-51-0	Terphenyl-d14	112%		55-130%

(a) All results reported on wet weight basis.

(b) Dilution required due to matrix interference; extract was viscous and non-target Hydrocarbons.

ND = Not detected      MDL - Method Detection Limit  
 RL = Reporting Limit  
 E = Indicates value exceeds calibration range

J = Indicates an estimated value  
 B = Indicates analyte found in associated method blank  
 N = Indicates presumptive evidence of a compound

## Report of Analysis

<b>Client Sample ID:</b> R6-0.5		<b>Date Sampled:</b> 07/14/11
<b>Lab Sample ID:</b> C17018-1		<b>Date Received:</b> 07/15/11
<b>Matrix:</b> SO - Soil		<b>Percent Solids:</b> n/a <sup>a</sup>
<b>Method:</b> SW846 8015B		
<b>Project:</b> Romic Soil Investigation(Romic EPA) - 2081 Bay Road, East Palo Alto, CA		

Run #	File ID	DF	Analyzed	By	Prep Date	Prep Batch	Analytical Batch
Run #1	JK21314.D	1	07/27/11	TT	n/a	n/a	GJK882
Run #2							

Run #	Initial Weight
Run #1	5.16 g
Run #2	

**TPH Volatiles**

CAS No.	Compound	Result	RL	MDL	Units	Q
	TPH-GRO (C6-C10)	0.0867	0.097	0.048	mg/kg	J
CAS No.	Surrogate Recoveries	Run# 1	Run# 2	Limits		
98-08-8	aaa-Trifluorotoluene	89%		60-157%		

(a) All results reported on wet weight basis.

ND = Not detected      MDL - Method Detection Limit  
 RL = Reporting Limit  
 E = Indicates value exceeds calibration range

J = Indicates an estimated value  
 B = Indicates analyte found in associated method blank  
 N = Indicates presumptive evidence of a compound

## Report of Analysis

<b>Client Sample ID:</b> R6-0.5		<b>Date Sampled:</b> 07/14/11
<b>Lab Sample ID:</b> C17018-1		<b>Date Received:</b> 07/15/11
<b>Matrix:</b> SO - Soil		<b>Percent Solids:</b> n/a <sup>a</sup>
<b>Method:</b> SW846 8081A SW846 3545A		
<b>Project:</b> Romc Soil Investigation(Romc EPA) - 2081 Bay Road, East Palo Alto, CA		

Run #	File ID	DF	Analyzed	By	Prep Date	Prep Batch	Analytical Batch
Run #1 <sup>b</sup>	OO22737.D	30	07/26/11	RV	07/16/11	OP4244	G00727
Run #2							

Run #	Initial Weight	Final Volume
Run #1	10.1 g	10.0 ml
Run #2		

**Pesticide PPL List**

CAS No.	Compound	Result	RL	MDL	Units	Q
309-00-2	Aldrin	ND	740	300	ug/kg	
319-84-6	alpha-BHC	ND	740	330	ug/kg	
319-85-7	beta-BHC	ND	740	100	ug/kg	
319-86-8	delta-BHC	ND	740	100	ug/kg	
58-89-9	gamma-BHC (Lindane)	ND	740	220	ug/kg	
12789-03-6	Chlordane	ND	3000	3000	ug/kg	
60-57-1	Dieldrin	ND	740	89	ug/kg	
72-54-8	4,4' -DDD	ND	740	100	ug/kg	
72-55-9	4,4' -DDE	ND	740	89	ug/kg	
50-29-3	4,4' -DDT	ND	740	89	ug/kg	
72-20-8	Endrin	ND	740	89	ug/kg	
7421-93-4	Endrin aldehyde	ND	740	180	ug/kg	
959-98-8	Endosulfan-I	ND	740	100	ug/kg	
33213-65-9	Endosulfan-II	ND	740	100	ug/kg	
1031-07-8	Endosulfan sulfate	ND	740	240	ug/kg	
76-44-8	Heptachlor	ND	740	180	ug/kg	
1024-57-3	Heptachlor epoxide	ND	740	120	ug/kg	
72-43-5	Methoxychlor	ND	740	100	ug/kg	
8001-35-2	Toxaphene	ND	3000	3000	ug/kg	

CAS No.	Surrogate Recoveries	Run# 1	Run# 2	Limits
877-09-8	Tetrachloro-m-xylene	75%		35-132%
877-09-8	Tetrachloro-m-xylene	96%		35-132%
2051-24-3	Decachlorobiphenyl	96%		35-132%
2051-24-3	Decachlorobiphenyl	109%		35-132%

(a) All results reported on wet weight basis.

(b) Reporting limits raised due to high concentration of PCB (Aroclor 1260) and non-target Hydrocarbons.

ND = Not detected      MDL - Method Detection Limit  
 RL = Reporting Limit  
 E = Indicates value exceeds calibration range

J = Indicates an estimated value  
 B = Indicates analyte found in associated method blank  
 N = Indicates presumptive evidence of a compound

## Report of Analysis

<b>Client Sample ID:</b> R6-0.5		<b>Date Sampled:</b> 07/14/11
<b>Lab Sample ID:</b> C17018-1		<b>Date Received:</b> 07/15/11
<b>Matrix:</b> SO - Soil		<b>Percent Solids:</b> n/a <sup>a</sup>
<b>Method:</b> SW846 8082 SW846 3545A		
<b>Project:</b> Romic Soil Investigation(Romic EPA) - 2081 Bay Road, East Palo Alto, CA		

Run #1	File ID	DF	Analyzed	By	Prep Date	Prep Batch	Analytical Batch
Run #1	PP20191.D	5	07/19/11	RV	07/16/11	OP4243	GPP687
Run #2							

Run #1	Initial Weight	Final Volume
Run #1	10.1 g	10.0 ml
Run #2		

**PCB List**

CAS No.	Compound	Result	RL	MDL	Units	Q
12674-11-2	Aroclor 1016	ND	500	84	ug/kg	
11104-28-2	Aroclor 1221	ND	500	250	ug/kg	
11141-16-5	Aroclor 1232	ND	500	250	ug/kg	
53469-21-9	Aroclor 1242	ND	500	250	ug/kg	
12672-29-6	Aroclor 1248 <sup>b</sup>	2170	500	250	ug/kg	
11097-69-1	Aroclor 1254 <sup>b</sup>	629	500	250	ug/kg	
11096-82-5	Aroclor 1260	ND	500	99	ug/kg	

CAS No.	Surrogate Recoveries	Run# 1	Run# 2	Limits
877-09-8	Tetrachloro-m-xylene	70%		45-108%
877-09-8	Tetrachloro-m-xylene	62%		45-108%
2051-24-3	Decachlorobiphenyl	97%		54-121%
2051-24-3	Decachlorobiphenyl	77%		54-121%

(a) All results reported on wet weight basis.

(b) Estimated value due to the presence of multiple overlapping Aroclor patterns.

ND = Not detected      MDL - Method Detection Limit  
 RL = Reporting Limit  
 E = Indicates value exceeds calibration range

J = Indicates an estimated value  
 B = Indicates analyte found in associated method blank  
 N = Indicates presumptive evidence of a compound

## Report of Analysis

<b>Client Sample ID:</b> R6-0.5		<b>Date Sampled:</b> 07/14/11
<b>Lab Sample ID:</b> C17018-1		<b>Date Received:</b> 07/15/11
<b>Matrix:</b> SO - Soil		<b>Percent Solids:</b> n/a <sup>a</sup>
<b>Method:</b> SW846 8015B M SW846 3545A		
<b>Project:</b> Romc Soil Investigation(Romc EPA) - 2081 Bay Road, East Palo Alto, CA		

Run #	File ID	DF	Analyzed	By	Prep Date	Prep Batch	Analytical Batch
Run #1	HH15564.D	10	07/27/11	JH	07/19/11	OP4263	GHH531
Run #2							

Run #	Initial Weight	Final Volume
Run #1	10.1 g	1.0 ml
Run #2		

**TPH Extractable w/ Silica Gel Cleanup**

CAS No.	Compound	Result	RL	MDL	Units	Q
	TPH (C10-C28)	391	99	50	mg/kg	
	TPH (> C28-C40)	736	200	99	mg/kg	

CAS No.	Surrogate Recoveries	Run# 1	Run# 2	Limits
630-01-3	Hexacosane	89%		45-140%

(a) All results reported on wet weight basis.

ND = Not detected      MDL - Method Detection Limit  
 RL = Reporting Limit  
 E = Indicates value exceeds calibration range

J = Indicates an estimated value  
 B = Indicates analyte found in associated method blank  
 N = Indicates presumptive evidence of a compound

## Report of Analysis

<b>Client Sample ID:</b> R6-0.5	<b>Date Sampled:</b> 07/14/11
<b>Lab Sample ID:</b> C17018-1	<b>Date Received:</b> 07/15/11
<b>Matrix:</b> SO - Soil	<b>Percent Solids:</b> n/a <sup>a</sup>
<b>Project:</b> Romic Soil Investigation(Romic EPA) - 2081 Bay Road,East Palo Alto, CA	

**Metals Analysis**

Analyte	Result	RL	Units	DF	Prep	Analyzed By	Method	Prep Method
Antimony	< 1.8	1.8	mg/kg	1	07/17/11	07/20/11 RS	SW846 6010B <sup>1</sup>	SW846 3050B <sup>3</sup>
Arsenic	4.5	1.8	mg/kg	1	07/17/11	07/20/11 RS	SW846 6010B <sup>1</sup>	SW846 3050B <sup>3</sup>
Barium	175	18	mg/kg	1	07/17/11	07/20/11 RS	SW846 6010B <sup>1</sup>	SW846 3050B <sup>3</sup>
Beryllium	< 0.89	0.89	mg/kg	1	07/17/11	07/20/11 RS	SW846 6010B <sup>1</sup>	SW846 3050B <sup>3</sup>
Cadmium	2.0	0.89	mg/kg	1	07/17/11	07/20/11 RS	SW846 6010B <sup>1</sup>	SW846 3050B <sup>3</sup>
Chromium	65.0	0.89	mg/kg	1	07/17/11	07/20/11 RS	SW846 6010B <sup>1</sup>	SW846 3050B <sup>3</sup>
Cobalt	17.0	0.89	mg/kg	1	07/17/11	07/20/11 RS	SW846 6010B <sup>1</sup>	SW846 3050B <sup>3</sup>
Copper	293	2.2	mg/kg	1	07/17/11	07/20/11 RS	SW846 6010B <sup>1</sup>	SW846 3050B <sup>3</sup>
Lead	51.1	1.8	mg/kg	1	07/17/11	07/20/11 RS	SW846 6010B <sup>1</sup>	SW846 3050B <sup>3</sup>
Mercury	0.13	0.039	mg/kg	1	07/18/11	07/19/11 RW	SW846 7471A <sup>2</sup>	SW846 7471A <sup>4</sup>
Molybdenum	< 1.8	1.8	mg/kg	1	07/17/11	07/20/11 RS	SW846 6010B <sup>1</sup>	SW846 3050B <sup>3</sup>
Nickel	74.2	0.89	mg/kg	1	07/17/11	07/20/11 RS	SW846 6010B <sup>1</sup>	SW846 3050B <sup>3</sup>
Selenium	< 1.8	1.8	mg/kg	1	07/17/11	07/20/11 RS	SW846 6010B <sup>1</sup>	SW846 3050B <sup>3</sup>
Silver	7.4	0.89	mg/kg	1	07/17/11	07/20/11 RS	SW846 6010B <sup>1</sup>	SW846 3050B <sup>3</sup>
Thallium <sup>b</sup>	< 5.4	5.4	mg/kg	1	07/17/11	07/20/11 RS	SW846 6010B <sup>1</sup>	SW846 3050B <sup>3</sup>
Vanadium	61.5	0.89	mg/kg	1	07/17/11	07/20/11 RS	SW846 6010B <sup>1</sup>	SW846 3050B <sup>3</sup>
Zinc	104	1.8	mg/kg	1	07/17/11	07/20/11 RS	SW846 6010B <sup>1</sup>	SW846 3050B <sup>3</sup>

- (1) Instrument QC Batch: MA1993
- (2) Instrument QC Batch: MA1994
- (3) Prep QC Batch: MP3725
- (4) Prep QC Batch: MP3736

- (a) All results reported on wet weight basis.
- (b) Elevated reporting limit(s) due to matrix interference.

RL = Reporting Limit

## Report of Analysis

<b>Client Sample ID:</b>	R6-3.0	<b>Date Sampled:</b>	07/14/11
<b>Lab Sample ID:</b>	C17018-2	<b>Date Received:</b>	07/15/11
<b>Matrix:</b>	SO - Soil	<b>Percent Solids:</b>	n/a <sup>a</sup>
<b>Method:</b>	SW846 8260B	<b>Project:</b> Romic Soil Investigation(Romic EPA) - 2081 Bay Road, East Palo Alto, CA	

Run #	File ID	DF	Analyzed	By	Prep Date	Prep Batch	Analytical Batch
Run #1 <sup>b</sup>	G0073758.D	1	07/21/11	AFL	n/a	n/a	F:VG2754
Run #2							

Run #	Initial Weight
Run #1	6.18 g
Run #2	

## VOA 8260 List

CAS No.	Compound	Result	RL	MDL	Units	Q
67-64-1	Acetone <sup>c</sup>	ND	40	16	ug/kg	
71-43-2	Benzene	ND	4.0	1.2	ug/kg	
108-86-1	Bromobenzene	ND	4.0	1.1	ug/kg	
74-97-5	Bromochloromethane	ND	4.0	1.1	ug/kg	
75-27-4	Bromodichloromethane	ND	4.0	0.89	ug/kg	
75-25-2	Bromoform	ND	4.0	1.2	ug/kg	
104-51-8	n-Butylbenzene	ND	4.0	1.1	ug/kg	
135-98-8	sec-Butylbenzene	ND	4.0	1.3	ug/kg	
98-06-6	tert-Butylbenzene	ND	4.0	0.97	ug/kg	
108-90-7	Chlorobenzene	ND	4.0	0.81	ug/kg	
75-00-3	Chloroethane	ND	4.0	1.6	ug/kg	
67-66-3	Chloroform	ND	4.0	0.97	ug/kg	
95-49-8	o-Chlorotoluene	ND	4.0	0.97	ug/kg	
106-43-4	p-Chlorotoluene	ND	4.0	0.97	ug/kg	
56-23-5	Carbon tetrachloride	ND	4.0	1.5	ug/kg	
75-34-3	1,1-Dichloroethane	ND	4.0	0.89	ug/kg	
75-35-4	1,1-Dichloroethylene	ND	4.0	1.1	ug/kg	
563-58-6	1,1-Dichloropropene	ND	4.0	1.1	ug/kg	
96-12-8	1,2-Dibromo-3-chloropropane	ND	4.0	1.9	ug/kg	
106-93-4	1,2-Dibromoethane	ND	4.0	0.81	ug/kg	
107-06-2	1,2-Dichloroethane	ND	4.0	0.81	ug/kg	
78-87-5	1,2-Dichloropropane	ND	4.0	0.97	ug/kg	
142-28-9	1,3-Dichloropropane	ND	4.0	0.81	ug/kg	
108-20-3	Di-Isopropyl ether	ND	4.0	0.81	ug/kg	
594-20-7	2,2-Dichloropropane	ND	4.0	1.1	ug/kg	
124-48-1	Dibromochloromethane	ND	4.0	0.81	ug/kg	
75-71-8	Dichlorodifluoromethane	ND	4.0	1.2	ug/kg	
156-59-2	cis-1,2-Dichloroethylene	ND	4.0	1.2	ug/kg	
10061-01-5	cis-1,3-Dichloropropene	ND	4.0	0.81	ug/kg	
541-73-1	m-Dichlorobenzene	ND	4.0	0.97	ug/kg	
95-50-1	o-Dichlorobenzene	ND	4.0	0.89	ug/kg	
106-46-7	p-Dichlorobenzene	ND	4.0	0.89	ug/kg	

ND = Not detected MDL - Method Detection Limit

RL = Reporting Limit

E = Indicates value exceeds calibration range

J = Indicates an estimated value

B = Indicates analyte found in associated method blank

N = Indicates presumptive evidence of a compound



## Report of Analysis

<b>Client Sample ID:</b>	R6-3.0	<b>Date Sampled:</b>	07/14/11
<b>Lab Sample ID:</b>	C17018-2	<b>Date Received:</b>	07/15/11
<b>Matrix:</b>	SO - Soil	<b>Percent Solids:</b>	n/a <sup>a</sup>
<b>Method:</b>	SW846 8260B	<b>Project:</b> Romic Soil Investigation(Romic EPA) - 2081 Bay Road,East Palo Alto,CA	

## VOA 8260 List

CAS No.	Compound	Result	RL	MDL	Units	Q
156-60-5	trans-1,2-Dichloroethylene	ND	4.0	1.2	ug/kg	
10061-02-6	trans-1,3-Dichloropropene	ND	4.0	0.89	ug/kg	
100-41-4	Ethylbenzene	ND	4.0	0.81	ug/kg	
637-92-3	Ethyl tert-Butyl Ether	ND	4.0	1.1	ug/kg	
591-78-6	2-Hexanone	ND	20	4.4	ug/kg	
87-68-3	Hexachlorobutadiene	ND	4.0	1.6	ug/kg	
98-82-8	Isopropylbenzene	ND	4.0	0.89	ug/kg	
99-87-6	p-Isopropyltoluene	ND	4.0	0.97	ug/kg	
108-10-1	4-Methyl-2-pentanone	ND	20	4.4	ug/kg	
74-83-9	Methyl bromide <sup>d</sup>	ND	4.0	1.6	ug/kg	
74-87-3	Methyl chloride	ND	4.0	1.6	ug/kg	
74-95-3	Methylene bromide	ND	4.0	1.2	ug/kg	
75-09-2	Methylene chloride	ND	8.1	3.7	ug/kg	
78-93-3	Methyl ethyl ketone	ND	20	4.9	ug/kg	
1634-04-4	Methyl Tert Butyl Ether	ND	4.0	1.6	ug/kg	
91-20-3	Naphthalene	ND	4.0	1.6	ug/kg	
103-65-1	n-Propylbenzene	ND	4.0	1.1	ug/kg	
100-42-5	Styrene	ND	4.0	2.1	ug/kg	
994-05-8	Tert-Amyl Methyl Ether	ND	4.0	1.1	ug/kg	
75-65-0	Tert Butyl Alcohol	ND	40	16	ug/kg	
630-20-6	1,1,1,2-Tetrachloroethane	ND	4.0	0.81	ug/kg	
71-55-6	1,1,1-Trichloroethane	ND	4.0	0.89	ug/kg	
79-34-5	1,1,2,2-Tetrachloroethane	ND	4.0	0.97	ug/kg	
79-00-5	1,1,2-Trichloroethane	ND	4.0	0.89	ug/kg	
87-61-6	1,2,3-Trichlorobenzene	ND	4.0	0.81	ug/kg	
96-18-4	1,2,3-Trichloropropane	ND	4.0	1.4	ug/kg	
120-82-1	1,2,4-Trichlorobenzene	ND	4.0	0.97	ug/kg	
95-63-6	1,2,4-Trimethylbenzene	ND	4.0	0.89	ug/kg	
108-67-8	1,3,5-Trimethylbenzene	ND	4.0	1.1	ug/kg	
127-18-4	Tetrachloroethylene	ND	4.0	0.81	ug/kg	
108-88-3	Toluene	ND	4.0	0.97	ug/kg	
79-01-6	Trichloroethylene	ND	4.0	0.97	ug/kg	
75-69-4	Trichlorofluoromethane	ND	4.0	1.6	ug/kg	
75-01-4	Vinyl chloride	ND	4.0	1.2	ug/kg	
1330-20-7	Xylene (total)	ND	12	2.6	ug/kg	

CAS No.	Surrogate Recoveries	Run# 1	Run# 2	Limits
1868-53-7	Dibromofluoromethane	100%		80-121%
2037-26-5	Toluene-D8	98%		71-130%

ND = Not detected MDL - Method Detection Limit

RL = Reporting Limit

E = Indicates value exceeds calibration range

J = Indicates an estimated value

B = Indicates analyte found in associated method blank

N = Indicates presumptive evidence of a compound

## Report of Analysis

<b>Client Sample ID:</b> R6-3.0	
<b>Lab Sample ID:</b> C17018-2	<b>Date Sampled:</b> 07/14/11
<b>Matrix:</b> SO - Soil	<b>Date Received:</b> 07/15/11
<b>Method:</b> SW846 8260B	<b>Percent Solids:</b> n/a <sup>a</sup>
<b>Project:</b> Romic Soil Investigation(Romic EPA) - 2081 Bay Road, East Palo Alto, CA	

**VOA 8260 List**

CAS No.	Surrogate Recoveries	Run# 1	Run# 2	Limits
460-00-4	4-Bromofluorobenzene	91%		59-148%
17060-07-0	1,2-Dichloroethane-D4	103%		77-123%

- (a) All results reported on wet weight basis.
- (b) Pre-weighed vials were altered in the field; sample weights are estimated. Soil vials were not preserved within 48 hours of sampling. Analysis performed at Accutest Laboratories, Orlando FL.
- (c) ICV and associated BS recovery outside control limits.
- (d) Initial calibration not valid for this compound.

ND = Not detected      MDL - Method Detection Limit  
 RL = Reporting Limit  
 E = Indicates value exceeds calibration range

J = Indicates an estimated value  
 B = Indicates analyte found in associated method blank  
 N = Indicates presumptive evidence of a compound

## Report of Analysis

<b>Client Sample ID:</b> R6-3.0		<b>Date Sampled:</b> 07/14/11
<b>Lab Sample ID:</b> C17018-2		<b>Date Received:</b> 07/15/11
<b>Matrix:</b> SO - Soil		<b>Percent Solids:</b> n/a <sup>a</sup>
<b>Method:</b> SW846 8015B		
<b>Project:</b> Romic Soil Investigation(Romic EPA) - 2081 Bay Road, East Palo Alto, CA		

Run #	File ID	DF	Analyzed	By	Prep Date	Prep Batch	Analytical Batch
Run #1	JK21315.D	1	07/27/11	TT	n/a	n/a	GJK882
Run #2							

Run #	Initial Weight
Run #1	5.33 g
Run #2	

**TPH Volatiles**

CAS No.	Compound	Result	RL	MDL	Units	Q
	TPH-GRO (C6-C10)	ND	0.094	0.047	mg/kg	
CAS No.	Surrogate Recoveries	Run# 1	Run# 2	Limits		
98-08-8	aaa-Trifluorotoluene	89%		60-157%		

(a) All results reported on wet weight basis.

ND = Not detected      MDL - Method Detection Limit  
 RL = Reporting Limit

J = Indicates an estimated value  
 B = Indicates analyte found in associated method blank  
 N = Indicates presumptive evidence of a compound

## Report of Analysis

<b>Client Sample ID:</b> R6-3.0		<b>Date Sampled:</b> 07/14/11
<b>Lab Sample ID:</b> C17018-2		<b>Date Received:</b> 07/15/11
<b>Matrix:</b> SO - Soil		<b>Percent Solids:</b> n/a <sup>a</sup>
<b>Method:</b> SW846 8015B M SW846 3545A		
<b>Project:</b> Romic Soil Investigation(Romic EPA) - 2081 Bay Road, East Palo Alto, CA		

Run #	File ID	DF	Analyzed	By	Prep Date	Prep Batch	Analytical Batch
Run #1	GG27114.D	5	07/26/11	JH	07/19/11	OP4263	GGG728
Run #2							

Run #	Initial Weight	Final Volume
Run #1	10.2 g	1.0 ml
Run #2		

### TPH Extractable w/ Silica Gel Cleanup

CAS No.	Compound	Result	RL	MDL	Units	Q
	TPH (C10-C28)	555	49	25	mg/kg	
	TPH (> C28-C40)	451	98	49	mg/kg	

CAS No.	Surrogate Recoveries	Run# 1	Run# 2	Limits
630-01-3	Hexacosane	69%		45-140%

(a) All results reported on wet weight basis.

ND = Not detected      MDL - Method Detection Limit  
 RL = Reporting Limit  
 E = Indicates value exceeds calibration range

J = Indicates an estimated value  
 B = Indicates analyte found in associated method blank  
 N = Indicates presumptive evidence of a compound

## Report of Analysis

<b>Client Sample ID:</b>	R6-3.0	<b>Date Sampled:</b>	07/14/11
<b>Lab Sample ID:</b>	C17018-2	<b>Date Received:</b>	07/15/11
<b>Matrix:</b>	SO - Soil	<b>Percent Solids:</b>	n/a <sup>a</sup>
<b>Project:</b>	Romic Soil Investigation(Romic EPA) - 2081 Bay Road, East Palo Alto, CA		

### Metals Analysis

Analyte	Result	RL	Units	DF	Prep	Analyzed By	Method	Prep Method
Cadmium	2.2	0.93	mg/kg	1	07/17/11	07/20/11 RS	SW846 6010B <sup>1</sup>	SW846 3050B <sup>2</sup>
Chromium	55.1	0.93	mg/kg	1	07/17/11	07/20/11 RS	SW846 6010B <sup>1</sup>	SW846 3050B <sup>2</sup>
Lead	86.1	1.9	mg/kg	1	07/17/11	07/20/11 RS	SW846 6010B <sup>1</sup>	SW846 3050B <sup>2</sup>

(1) Instrument QC Batch: MA1993

(2) Prep QC Batch: MP3725

(a) All results reported on wet weight basis.

RL = Reporting Limit

## Report of Analysis

<b>Client Sample ID:</b>	R6-6.0	<b>Date Sampled:</b>	07/14/11
<b>Lab Sample ID:</b>	C17018-3	<b>Date Received:</b>	07/15/11
<b>Matrix:</b>	SO - Soil	<b>Percent Solids:</b>	n/a <sup>a</sup>
<b>Method:</b>	SW846 8260B	<b>Project:</b> Romic Soil Investigation(Romic EPA) - 2081 Bay Road, East Palo Alto, CA	

Run #	File ID	DF	Analyzed	By	Prep Date	Prep Batch	Analytical Batch
Run #1 <sup>b</sup>	G0073759.D	1	07/21/11	AFL	n/a	n/a	F:VG2754
Run #2 <sup>c</sup>	G0073788.D	1	07/22/11	AFL	n/a	n/a	F:VG2755

Run #	Initial Weight
Run #1	6.48 g
Run #2	6.43 g

## VOA 8260 List

CAS No.	Compound	Result	RL	MDL	Units	Q
67-64-1	Acetone <sup>d</sup>	ND	39	15	ug/kg	
71-43-2	Benzene	ND	3.9	1.2	ug/kg	
108-86-1	Bromobenzene	ND	3.9	1.1	ug/kg	
74-97-5	Bromochloromethane	ND	3.9	1.1	ug/kg	
75-27-4	Bromodichloromethane	ND	3.9	0.85	ug/kg	
75-25-2	Bromoform	ND	3.9	1.2	ug/kg	
104-51-8	n-Butylbenzene	ND	3.9	1.0	ug/kg	
135-98-8	sec-Butylbenzene	ND	3.9	1.2	ug/kg	
98-06-6	tert-Butylbenzene	ND	3.9	0.93	ug/kg	
108-90-7	Chlorobenzene	ND	3.9	0.77	ug/kg	
75-00-3	Chloroethane	ND	3.9	1.5	ug/kg	
67-66-3	Chloroform	ND	3.9	0.93	ug/kg	
95-49-8	o-Chlorotoluene	ND	3.9	0.93	ug/kg	
106-43-4	p-Chlorotoluene	ND	3.9	0.93	ug/kg	
56-23-5	Carbon tetrachloride	ND	3.9	1.4	ug/kg	
75-34-3	1,1-Dichloroethane	ND	3.9	0.85	ug/kg	
75-35-4	1,1-Dichloroethylene	ND	3.9	1.1	ug/kg	
563-58-6	1,1-Dichloropropene	ND	3.9	1.0	ug/kg	
96-12-8	1,2-Dibromo-3-chloropropane	ND	3.9	1.8	ug/kg	
106-93-4	1,2-Dibromoethane	ND	3.9	0.77	ug/kg	
107-06-2	1,2-Dichloroethane	ND	3.9	0.77	ug/kg	
78-87-5	1,2-Dichloropropane	ND	3.9	0.93	ug/kg	
142-28-9	1,3-Dichloropropane	ND	3.9	0.77	ug/kg	
108-20-3	Di-Isopropyl ether	ND	3.9	0.77	ug/kg	
594-20-7	2,2-Dichloropropane	ND	3.9	1.1	ug/kg	
124-48-1	Dibromochloromethane	ND	3.9	0.77	ug/kg	
75-71-8	Dichlorodifluoromethane	ND	3.9	1.2	ug/kg	
156-59-2	cis-1,2-Dichloroethylene	6.1	3.9	1.2	ug/kg	
10061-01-5	cis-1,3-Dichloropropene	ND	3.9	0.77	ug/kg	
541-73-1	m-Dichlorobenzene	ND	3.9	0.93	ug/kg	
95-50-1	o-Dichlorobenzene	ND	3.9	0.85	ug/kg	
106-46-7	p-Dichlorobenzene	ND	3.9	0.85	ug/kg	

ND = Not detected MDL - Method Detection Limit

RL = Reporting Limit

E = Indicates value exceeds calibration range

J = Indicates an estimated value

B = Indicates analyte found in associated method blank

N = Indicates presumptive evidence of a compound

## Report of Analysis

<b>Client Sample ID:</b>	R6-6.0	<b>Date Sampled:</b>	07/14/11
<b>Lab Sample ID:</b>	C17018-3	<b>Date Received:</b>	07/15/11
<b>Matrix:</b>	SO - Soil	<b>Percent Solids:</b>	n/a <sup>a</sup>
<b>Method:</b>	SW846 8260B	<b>Project:</b> Romic Soil Investigation(Romic EPA) - 2081 Bay Road,East Palo Alto,CA	

## VOA 8260 List

CAS No.	Compound	Result	RL	MDL	Units	Q
156-60-5	trans-1,2-Dichloroethylene	ND	3.9	1.2	ug/kg	
10061-02-6	trans-1,3-Dichloropropene	ND	3.9	0.85	ug/kg	
100-41-4	Ethylbenzene	ND	3.9	0.77	ug/kg	
637-92-3	Ethyl tert-Butyl Ether	ND	3.9	1.0	ug/kg	
591-78-6	2-Hexanone	ND	19	4.2	ug/kg	
87-68-3	Hexachlorobutadiene	ND	3.9	1.5	ug/kg	
98-82-8	Isopropylbenzene	ND	3.9	0.85	ug/kg	
99-87-6	p-Isopropyltoluene	ND	3.9	0.93	ug/kg	
108-10-1	4-Methyl-2-pentanone	ND	19	4.2	ug/kg	
74-83-9	Methyl bromide <sup>e</sup>	ND	3.9	1.5	ug/kg	
74-87-3	Methyl chloride	ND	3.9	1.5	ug/kg	
74-95-3	Methylene bromide	ND	3.9	1.2	ug/kg	
75-09-2	Methylene chloride	ND	7.7	3.5	ug/kg	
78-93-3	Methyl ethyl ketone	ND	19	4.7	ug/kg	
1634-04-4	Methyl Tert Butyl Ether	ND	3.9	1.5	ug/kg	
91-20-3	Naphthalene	ND	3.9	1.5	ug/kg	
103-65-1	n-Propylbenzene	ND	3.9	1.1	ug/kg	
100-42-5	Styrene	ND	3.9	2.0	ug/kg	
994-05-8	Tert-Amyl Methyl Ether	ND	3.9	1.0	ug/kg	
75-65-0	Tert Butyl Alcohol	ND	39	15	ug/kg	
630-20-6	1,1,1,2-Tetrachloroethane	ND	3.9	0.77	ug/kg	
71-55-6	1,1,1-Trichloroethane	ND	3.9	0.85	ug/kg	
79-34-5	1,1,2,2-Tetrachloroethane	ND	3.9	0.93	ug/kg	
79-00-5	1,1,2-Trichloroethane	ND	3.9	0.85	ug/kg	
87-61-6	1,2,3-Trichlorobenzene	ND	3.9	0.77	ug/kg	
96-18-4	1,2,3-Trichloropropane	ND	3.9	1.3	ug/kg	
120-82-1	1,2,4-Trichlorobenzene	ND	3.9	0.93	ug/kg	
95-63-6	1,2,4-Trimethylbenzene	ND	3.9	0.85	ug/kg	
108-67-8	1,3,5-Trimethylbenzene	ND	3.9	1.0	ug/kg	
127-18-4	Tetrachloroethylene	ND	3.9	0.77	ug/kg	
108-88-3	Toluene	ND	3.9	0.93	ug/kg	
79-01-6	Trichloroethylene	ND	3.9	0.93	ug/kg	
75-69-4	Trichlorofluoromethane	ND	3.9	1.5	ug/kg	
75-01-4	Vinyl chloride	11.8	3.9	1.2	ug/kg	
1330-20-7	Xylene (total)	ND	12	2.5	ug/kg	

CAS No.	Surrogate Recoveries	Run# 1	Run# 2	Limits
1868-53-7	Dibromofluoromethane	79% <sup>f</sup>	78%	80-121%
2037-26-5	Toluene-D8	118%	106%	71-130%

ND = Not detected MDL - Method Detection Limit

RL = Reporting Limit

E = Indicates value exceeds calibration range

J = Indicates an estimated value

B = Indicates analyte found in associated method blank

N = Indicates presumptive evidence of a compound

## Report of Analysis

<b>Client Sample ID:</b> R6-6.0	
<b>Lab Sample ID:</b> C17018-3	<b>Date Sampled:</b> 07/14/11
<b>Matrix:</b> SO - Soil	<b>Date Received:</b> 07/15/11
<b>Method:</b> SW846 8260B	<b>Percent Solids:</b> n/a <sup>a</sup>
<b>Project:</b> Romic Soil Investigation(Romic EPA) - 2081 Bay Road, East Palo Alto, CA	

**VOA 8260 List**

CAS No.	Surrogate Recoveries	Run# 1	Run# 2	Limits
460-00-4	4-Bromofluorobenzene	142%	113%	59-148%
17060-07-0	1,2-Dichloroethane-D4	59% <sup>f</sup>	63%	77-123%

- (a) All results reported on wet weight basis.
- (b) Pre-weighed vials were altered in the field; sample weights are estimated. Analysis performed at Accutest Laboratories, Orlando FL.
- (c) Confirmation run for internal standard areas. Analysis performed at Accutest Laboratories, Orlando FL.
- (d) ICV and associated BS recovery outside control limits.
- (e) Initial calibration not valid for this compound.
- (f) Outside control limits.

ND = Not detected      MDL - Method Detection Limit  
 RL = Reporting Limit  
 E = Indicates value exceeds calibration range

J = Indicates an estimated value  
 B = Indicates analyte found in associated method blank  
 N = Indicates presumptive evidence of a compound



## Report of Analysis

<b>Client Sample ID:</b> R6-6.0	
<b>Lab Sample ID:</b> C17018-3	<b>Date Sampled:</b> 07/14/11
<b>Matrix:</b> SO - Soil	<b>Date Received:</b> 07/15/11
<b>Method:</b> SW846 8015B	<b>Percent Solids:</b> n/a <sup>a</sup>
<b>Project:</b> Romic Soil Investigation(Romic EPA) - 2081 Bay Road, East Palo Alto, CA	

Run #	File ID	DF	Analyzed	By	Prep Date	Prep Batch	Analytical Batch
Run #1	JK21316.D	1	07/27/11	TT	n/a	n/a	GJK882
Run #2							

Run #	Initial Weight
Run #1	5.08 g
Run #2	

### TPH Volatiles

CAS No.	Compound	Result	RL	MDL	Units	Q
	TPH-GRO (C6-C10)	ND	0.098	0.049	mg/kg	
CAS No.	Surrogate Recoveries	Run# 1	Run# 2	Limits		
98-08-8	aaa-Trifluorotoluene	90%		60-157%		

(a) All results reported on wet weight basis.

ND = Not detected      MDL - Method Detection Limit  
 RL = Reporting Limit

J = Indicates an estimated value  
 B = Indicates analyte found in associated method blank  
 N = Indicates presumptive evidence of a compound

## Report of Analysis

<b>Client Sample ID:</b> R6-6.0		<b>Date Sampled:</b> 07/14/11
<b>Lab Sample ID:</b> C17018-3		<b>Date Received:</b> 07/15/11
<b>Matrix:</b> SO - Soil		<b>Percent Solids:</b> n/a <sup>a</sup>
<b>Method:</b> SW846 8015B M SW846 3545A		
<b>Project:</b> Romic Soil Investigation(Romic EPA) - 2081 Bay Road, East Palo Alto, CA		

Run #	File ID	DF	Analyzed	By	Prep Date	Prep Batch	Analytical Batch
Run #1	HH15332.D	1	07/21/11	JH	07/19/11	OP4263	GHH526
Run #2							

Run #	Initial Weight	Final Volume
Run #1	10.0 g	1.0 ml
Run #2		

### TPH Extractable w/ Silica Gel Cleanup

CAS No.	Compound	Result	RL	MDL	Units	Q
	TPH (C10-C28)	7.07	10	5.0	mg/kg	J
	TPH (> C28-C40)	ND	20	10	mg/kg	

CAS No.	Surrogate Recoveries	Run# 1	Run# 2	Limits
630-01-3	Hexacosane	65%		45-140%

(a) All results reported on wet weight basis.

ND = Not detected      MDL - Method Detection Limit  
 RL = Reporting Limit

J = Indicates an estimated value  
 B = Indicates analyte found in associated method blank  
 N = Indicates presumptive evidence of a compound

## Report of Analysis

<b>Client Sample ID:</b> R6-6.0	<b>Date Sampled:</b> 07/14/11
<b>Lab Sample ID:</b> C17018-3	<b>Date Received:</b> 07/15/11
<b>Matrix:</b> SO - Soil	<b>Percent Solids:</b> n/a <sup>a</sup>
<b>Project:</b> Romic Soil Investigation(Romic EPA) - 2081 Bay Road, East Palo Alto, CA	

### Metals Analysis

Analyte	Result	RL	Units	DF	Prep	Analyzed By	Method	Prep Method
Cadmium	< 0.94	0.94	mg/kg	1	07/17/11	07/19/11 RS	SW846 6010B <sup>1</sup>	SW846 3050B <sup>2</sup>
Chromium	30.5	0.94	mg/kg	1	07/17/11	07/19/11 RS	SW846 6010B <sup>1</sup>	SW846 3050B <sup>2</sup>
Lead	5.0	1.9	mg/kg	1	07/17/11	07/19/11 RS	SW846 6010B <sup>1</sup>	SW846 3050B <sup>2</sup>

(1) Instrument QC Batch: MA1993

(2) Prep QC Batch: MP3725

(a) All results reported on wet weight basis.

RL = Reporting Limit

## Report of Analysis

<b>Client Sample ID:</b>	RS7,8-1.3	<b>Date Sampled:</b>	07/14/11
<b>Lab Sample ID:</b>	C17018-4	<b>Date Received:</b>	07/15/11
<b>Matrix:</b>	SO - Soil	<b>Percent Solids:</b>	n/a
<b>Method:</b>	SW846 8260B	<b>Project:</b> Romic Soil Investigation(Romic EPA) - 2081 Bay Road,East Palo Alto,CA	

Run #	File ID	DF	Analyzed	By	Prep Date	Prep Batch	Analytical Batch
Run #1 <sup>a</sup>	G0073760.D	1	07/21/11	AFL	n/a	n/a	F:VG2754
Run #2							

Run #	Initial Weight
Run #1	6.04 g
Run #2	

## VOA 8260 List

CAS No.	Compound	Result	RL	MDL	Units	Q
67-64-1	Acetone <sup>b</sup>	ND	41	17	ug/kg	
71-43-2	Benzene	ND	4.1	1.2	ug/kg	
108-86-1	Bromobenzene	ND	4.1	1.2	ug/kg	
74-97-5	Bromochloromethane	ND	4.1	1.2	ug/kg	
75-27-4	Bromodichloromethane	ND	4.1	0.91	ug/kg	
75-25-2	Bromoform	ND	4.1	1.2	ug/kg	
104-51-8	n-Butylbenzene	ND	4.1	1.1	ug/kg	
135-98-8	sec-Butylbenzene	ND	4.1	1.3	ug/kg	
98-06-6	tert-Butylbenzene	ND	4.1	0.99	ug/kg	
108-90-7	Chlorobenzene	ND	4.1	0.83	ug/kg	
75-00-3	Chloroethane	ND	4.1	1.7	ug/kg	
67-66-3	Chloroform	ND	4.1	0.99	ug/kg	
95-49-8	o-Chlorotoluene	ND	4.1	0.99	ug/kg	
106-43-4	p-Chlorotoluene	ND	4.1	0.99	ug/kg	
56-23-5	Carbon tetrachloride	ND	4.1	1.5	ug/kg	
75-34-3	1,1-Dichloroethane	ND	4.1	0.91	ug/kg	
75-35-4	1,1-Dichloroethylene	ND	4.1	1.2	ug/kg	
563-58-6	1,1-Dichloropropene	ND	4.1	1.1	ug/kg	
96-12-8	1,2-Dibromo-3-chloropropane	ND	4.1	1.9	ug/kg	
106-93-4	1,2-Dibromoethane	ND	4.1	0.83	ug/kg	
107-06-2	1,2-Dichloroethane	ND	4.1	0.83	ug/kg	
78-87-5	1,2-Dichloropropane	ND	4.1	0.99	ug/kg	
142-28-9	1,3-Dichloropropane	ND	4.1	0.83	ug/kg	
108-20-3	Di-Isopropyl ether	ND	4.1	0.83	ug/kg	
594-20-7	2,2-Dichloropropane	ND	4.1	1.2	ug/kg	
124-48-1	Dibromochloromethane	ND	4.1	0.83	ug/kg	
75-71-8	Dichlorodifluoromethane	ND	4.1	1.2	ug/kg	
156-59-2	cis-1,2-Dichloroethylene	ND	4.1	1.2	ug/kg	
10061-01-5	cis-1,3-Dichloropropene	ND	4.1	0.83	ug/kg	
541-73-1	m-Dichlorobenzene	ND	4.1	0.99	ug/kg	
95-50-1	o-Dichlorobenzene	ND	4.1	0.91	ug/kg	
106-46-7	p-Dichlorobenzene	ND	4.1	0.91	ug/kg	

ND = Not detected MDL - Method Detection Limit

RL = Reporting Limit

E = Indicates value exceeds calibration range

J = Indicates an estimated value

B = Indicates analyte found in associated method blank

N = Indicates presumptive evidence of a compound

## Report of Analysis

<b>Client Sample ID:</b>	RS7,8-1.3	<b>Date Sampled:</b>	07/14/11
<b>Lab Sample ID:</b>	C17018-4	<b>Date Received:</b>	07/15/11
<b>Matrix:</b>	SO - Soil	<b>Percent Solids:</b>	n/a
<b>Method:</b>	SW846 8260B	<b>Project:</b> Romic Soil Investigation(Romic EPA) - 2081 Bay Road,East Palo Alto,CA	

## VOA 8260 List

CAS No.	Compound	Result	RL	MDL	Units	Q
156-60-5	trans-1,2-Dichloroethylene	ND	4.1	1.2	ug/kg	
10061-02-6	trans-1,3-Dichloropropene	ND	4.1	0.91	ug/kg	
100-41-4	Ethylbenzene	ND	4.1	0.83	ug/kg	
637-92-3	Ethyl tert-Butyl Ether	ND	4.1	1.1	ug/kg	
591-78-6	2-Hexanone	ND	21	4.5	ug/kg	
87-68-3	Hexachlorobutadiene	ND	4.1	1.7	ug/kg	
98-82-8	Isopropylbenzene	ND	4.1	0.91	ug/kg	
99-87-6	p-Isopropyltoluene	ND	4.1	0.99	ug/kg	
108-10-1	4-Methyl-2-pentanone	ND	21	4.6	ug/kg	
74-83-9	Methyl bromide <sup>c</sup>	ND	4.1	1.7	ug/kg	
74-87-3	Methyl chloride	ND	4.1	1.7	ug/kg	
74-95-3	Methylene bromide	ND	4.1	1.2	ug/kg	
75-09-2	Methylene chloride	ND	8.3	3.8	ug/kg	
78-93-3	Methyl ethyl ketone	ND	21	5.0	ug/kg	
1634-04-4	Methyl Tert Butyl Ether	ND	4.1	1.7	ug/kg	
91-20-3	Naphthalene	ND	4.1	1.7	ug/kg	
103-65-1	n-Propylbenzene	ND	4.1	1.2	ug/kg	
100-42-5	Styrene	ND	4.1	2.2	ug/kg	
994-05-8	Tert-Amyl Methyl Ether	ND	4.1	1.1	ug/kg	
75-65-0	Tert Butyl Alcohol	ND	41	17	ug/kg	
630-20-6	1,1,1,2-Tetrachloroethane	ND	4.1	0.83	ug/kg	
71-55-6	1,1,1-Trichloroethane	ND	4.1	0.91	ug/kg	
79-34-5	1,1,2,2-Tetrachloroethane	ND	4.1	0.99	ug/kg	
79-00-5	1,1,2-Trichloroethane	ND	4.1	0.91	ug/kg	
87-61-6	1,2,3-Trichlorobenzene	ND	4.1	0.83	ug/kg	
96-18-4	1,2,3-Trichloropropane	ND	4.1	1.4	ug/kg	
120-82-1	1,2,4-Trichlorobenzene	ND	4.1	0.99	ug/kg	
95-63-6	1,2,4-Trimethylbenzene	ND	4.1	0.91	ug/kg	
108-67-8	1,3,5-Trimethylbenzene	ND	4.1	1.1	ug/kg	
127-18-4	Tetrachloroethylene	ND	4.1	0.83	ug/kg	
108-88-3	Toluene	ND	4.1	0.99	ug/kg	
79-01-6	Trichloroethylene	ND	4.1	0.99	ug/kg	
75-69-4	Trichlorofluoromethane	ND	4.1	1.7	ug/kg	
75-01-4	Vinyl chloride	ND	4.1	1.2	ug/kg	
1330-20-7	Xylene (total)	ND	12	2.6	ug/kg	

CAS No.	Surrogate Recoveries	Run# 1	Run# 2	Limits
1868-53-7	Dibromofluoromethane	95%		80-121%
2037-26-5	Toluene-D8	94%		71-130%

ND = Not detected MDL - Method Detection Limit

RL = Reporting Limit

E = Indicates value exceeds calibration range

J = Indicates an estimated value

B = Indicates analyte found in associated method blank

N = Indicates presumptive evidence of a compound

## Report of Analysis

<b>Client Sample ID:</b> RS7,8-1.3	
<b>Lab Sample ID:</b> C17018-4	<b>Date Sampled:</b> 07/14/11
<b>Matrix:</b> SO - Soil	<b>Date Received:</b> 07/15/11
<b>Method:</b> SW846 8260B	<b>Percent Solids:</b> n/a
<b>Project:</b> Romic Soil Investigation(Romic EPA) - 2081 Bay Road, East Palo Alto, CA	

**VOA 8260 List**

CAS No.	Surrogate Recoveries	Run# 1	Run# 2	Limits
460-00-4	4-Bromofluorobenzene	108%		59-148%
17060-07-0	1,2-Dichloroethane-D4	100%		77-123%

- (a) Pre-weighed vials were altered in the field; sample weights are estimated. Soil vials were not preserved within 48 hours of sampling. Analysis performed at Accutest Laboratories, Orlando FL.
- (b) ICV and associated BS recovery outside control limits.
- (c) Initial calibration not valid for this compound.

ND = Not detected      MDL - Method Detection Limit  
 RL = Reporting Limit  
 E = Indicates value exceeds calibration range

J = Indicates an estimated value  
 B = Indicates analyte found in associated method blank  
 N = Indicates presumptive evidence of a compound

## Report of Analysis

<b>Client Sample ID:</b>	RS7,8-3.8	<b>Date Sampled:</b>	07/14/11
<b>Lab Sample ID:</b>	C17018-5	<b>Date Received:</b>	07/15/11
<b>Matrix:</b>	SO - Soil	<b>Percent Solids:</b>	n/a
<b>Method:</b>	SW846 8260B	<b>Project:</b> Romic Soil Investigation(Romic EPA) - 2081 Bay Road,East Palo Alto,CA	

Run #	File ID	DF	Analyzed	By	Prep Date	Prep Batch	Analytical Batch
Run #1 <sup>a</sup>	G0073761.D	1	07/21/11	AFL	n/a	n/a	F:VG2754
Run #2							

Run #	Initial Weight
Run #1	6.64 g
Run #2	

## VOA 8260 List

CAS No.	Compound	Result	RL	MDL	Units	Q
67-64-1	Acetone <sup>b</sup>	ND	38	15	ug/kg	
71-43-2	Benzene	ND	3.8	1.1	ug/kg	
108-86-1	Bromobenzene	ND	3.8	1.1	ug/kg	
74-97-5	Bromochloromethane	ND	3.8	1.1	ug/kg	
75-27-4	Bromodichloromethane	ND	3.8	0.83	ug/kg	
75-25-2	Bromoform	ND	3.8	1.1	ug/kg	
104-51-8	n-Butylbenzene	ND	3.8	0.98	ug/kg	
135-98-8	sec-Butylbenzene	ND	3.8	1.2	ug/kg	
98-06-6	tert-Butylbenzene	ND	3.8	0.90	ug/kg	
108-90-7	Chlorobenzene	ND	3.8	0.75	ug/kg	
75-00-3	Chloroethane	ND	3.8	1.5	ug/kg	
67-66-3	Chloroform	ND	3.8	0.90	ug/kg	
95-49-8	o-Chlorotoluene	ND	3.8	0.90	ug/kg	
106-43-4	p-Chlorotoluene	ND	3.8	0.90	ug/kg	
56-23-5	Carbon tetrachloride	ND	3.8	1.4	ug/kg	
75-34-3	1,1-Dichloroethane	ND	3.8	0.83	ug/kg	
75-35-4	1,1-Dichloroethylene	ND	3.8	1.1	ug/kg	
563-58-6	1,1-Dichloropropene	ND	3.8	0.98	ug/kg	
96-12-8	1,2-Dibromo-3-chloropropane	ND	3.8	1.7	ug/kg	
106-93-4	1,2-Dibromoethane	ND	3.8	0.75	ug/kg	
107-06-2	1,2-Dichloroethane	ND	3.8	0.75	ug/kg	
78-87-5	1,2-Dichloropropane	ND	3.8	0.90	ug/kg	
142-28-9	1,3-Dichloropropane	ND	3.8	0.75	ug/kg	
108-20-3	Di-Isopropyl ether	ND	3.8	0.75	ug/kg	
594-20-7	2,2-Dichloropropane	ND	3.8	1.1	ug/kg	
124-48-1	Dibromochloromethane	ND	3.8	0.75	ug/kg	
75-71-8	Dichlorodifluoromethane	ND	3.8	1.1	ug/kg	
156-59-2	cis-1,2-Dichloroethylene	ND	3.8	1.1	ug/kg	
10061-01-5	cis-1,3-Dichloropropene	ND	3.8	0.75	ug/kg	
541-73-1	m-Dichlorobenzene	ND	3.8	0.90	ug/kg	
95-50-1	o-Dichlorobenzene	ND	3.8	0.83	ug/kg	
106-46-7	p-Dichlorobenzene	ND	3.8	0.83	ug/kg	

ND = Not detected MDL - Method Detection Limit

RL = Reporting Limit

E = Indicates value exceeds calibration range

J = Indicates an estimated value

B = Indicates analyte found in associated method blank

N = Indicates presumptive evidence of a compound

## Report of Analysis

<b>Client Sample ID:</b>	RS7,8-3.8	<b>Date Sampled:</b>	07/14/11
<b>Lab Sample ID:</b>	C17018-5	<b>Date Received:</b>	07/15/11
<b>Matrix:</b>	SO - Soil	<b>Percent Solids:</b>	n/a
<b>Method:</b>	SW846 8260B	<b>Project:</b> Romic Soil Investigation(Romic EPA) - 2081 Bay Road,East Palo Alto,CA	

## VOA 8260 List

CAS No.	Compound	Result	RL	MDL	Units	Q
156-60-5	trans-1,2-Dichloroethylene	ND	3.8	1.1	ug/kg	
10061-02-6	trans-1,3-Dichloropropene	ND	3.8	0.83	ug/kg	
100-41-4	Ethylbenzene	ND	3.8	0.75	ug/kg	
637-92-3	Ethyl tert-Butyl Ether	ND	3.8	0.98	ug/kg	
591-78-6	2-Hexanone	ND	19	4.1	ug/kg	
87-68-3	Hexachlorobutadiene	ND	3.8	1.5	ug/kg	
98-82-8	Isopropylbenzene	ND	3.8	0.83	ug/kg	
99-87-6	p-Isopropyltoluene	ND	3.8	0.90	ug/kg	
108-10-1	4-Methyl-2-pentanone	ND	19	4.1	ug/kg	
74-83-9	Methyl bromide <sup>c</sup>	ND	3.8	1.5	ug/kg	
74-87-3	Methyl chloride	ND	3.8	1.5	ug/kg	
74-95-3	Methylene bromide	ND	3.8	1.1	ug/kg	
75-09-2	Methylene chloride	ND	7.5	3.5	ug/kg	
78-93-3	Methyl ethyl ketone	ND	19	4.6	ug/kg	
1634-04-4	Methyl Tert Butyl Ether	ND	3.8	1.5	ug/kg	
91-20-3	Naphthalene	ND	3.8	1.5	ug/kg	
103-65-1	n-Propylbenzene	ND	3.8	1.1	ug/kg	
100-42-5	Styrene	ND	3.8	2.0	ug/kg	
994-05-8	Tert-Amyl Methyl Ether	ND	3.8	0.98	ug/kg	
75-65-0	Tert Butyl Alcohol	ND	38	15	ug/kg	
630-20-6	1,1,1,2-Tetrachloroethane	ND	3.8	0.75	ug/kg	
71-55-6	1,1,1-Trichloroethane	ND	3.8	0.83	ug/kg	
79-34-5	1,1,2,2-Tetrachloroethane	ND	3.8	0.90	ug/kg	
79-00-5	1,1,2-Trichloroethane	ND	3.8	0.83	ug/kg	
87-61-6	1,2,3-Trichlorobenzene	ND	3.8	0.75	ug/kg	
96-18-4	1,2,3-Trichloropropane	ND	3.8	1.3	ug/kg	
120-82-1	1,2,4-Trichlorobenzene	ND	3.8	0.90	ug/kg	
95-63-6	1,2,4-Trimethylbenzene	ND	3.8	0.83	ug/kg	
108-67-8	1,3,5-Trimethylbenzene	ND	3.8	0.98	ug/kg	
127-18-4	Tetrachloroethylene	ND	3.8	0.75	ug/kg	
108-88-3	Toluene	ND	3.8	0.90	ug/kg	
79-01-6	Trichloroethylene	ND	3.8	0.90	ug/kg	
75-69-4	Trichlorofluoromethane	ND	3.8	1.5	ug/kg	
75-01-4	Vinyl chloride	ND	3.8	1.1	ug/kg	
1330-20-7	Xylene (total)	ND	11	2.4	ug/kg	

CAS No.	Surrogate Recoveries	Run# 1	Run# 2	Limits
1868-53-7	Dibromofluoromethane	107%		80-121%
2037-26-5	Toluene-D8	97%		71-130%

ND = Not detected MDL - Method Detection Limit

RL = Reporting Limit

E = Indicates value exceeds calibration range

J = Indicates an estimated value

B = Indicates analyte found in associated method blank

N = Indicates presumptive evidence of a compound



## Report of Analysis

<b>Client Sample ID:</b> RS7,8-3.8		<b>Date Sampled:</b> 07/14/11
<b>Lab Sample ID:</b> C17018-5		<b>Date Received:</b> 07/15/11
<b>Matrix:</b> SO - Soil		<b>Percent Solids:</b> n/a
<b>Method:</b> SW846 8260B		
<b>Project:</b> Romic Soil Investigation(Romic EPA) - 2081 Bay Road, East Palo Alto, CA		

**VOA 8260 List**

CAS No.	Surrogate Recoveries	Run# 1	Run# 2	Limits
460-00-4	4-Bromofluorobenzene	108%		59-148%
17060-07-0	1,2-Dichloroethane-D4	108%		77-123%

- (a) Pre-weighed vials were altered in the field; sample weights are estimated. Soil vials were not preserved within 48 hours of sampling. Analysis performed at Accutest Laboratories, Orlando FL.
- (b) ICV and associated BS recovery outside control limits.
- (c) Initial calibration not valid for this compound.

ND = Not detected      MDL - Method Detection Limit  
 RL = Reporting Limit  
 E = Indicates value exceeds calibration range

J = Indicates an estimated value  
 B = Indicates analyte found in associated method blank  
 N = Indicates presumptive evidence of a compound

## Report of Analysis

<b>Client Sample ID:</b>	RS7,8-6.8	<b>Date Sampled:</b>	07/14/11
<b>Lab Sample ID:</b>	C17018-6	<b>Date Received:</b>	07/15/11
<b>Matrix:</b>	SO - Soil	<b>Percent Solids:</b>	n/a
<b>Method:</b>	SW846 8260B	<b>Project:</b> Romic Soil Investigation(Romic EPA) - 2081 Bay Road,East Palo Alto,CA	

Run #	File ID	DF	Analyzed	By	Prep Date	Prep Batch	Analytical Batch
Run #1 <sup>a</sup>	G0073762.D	1	07/21/11	AFL	n/a	n/a	F:VG2754
Run #2							

Run #	Initial Weight
Run #1	6.38 g
Run #2	

## VOA 8260 List

CAS No.	Compound	Result	RL	MDL	Units	Q
67-64-1	Acetone <sup>b</sup>	ND	39	16	ug/kg	
71-43-2	Benzene	ND	3.9	1.2	ug/kg	
108-86-1	Bromobenzene	ND	3.9	1.1	ug/kg	
74-97-5	Bromochloromethane	ND	3.9	1.1	ug/kg	
75-27-4	Bromodichloromethane	ND	3.9	0.86	ug/kg	
75-25-2	Bromoform	ND	3.9	1.2	ug/kg	
104-51-8	n-Butylbenzene	ND	3.9	1.0	ug/kg	
135-98-8	sec-Butylbenzene	ND	3.9	1.3	ug/kg	
98-06-6	tert-Butylbenzene	ND	3.9	0.94	ug/kg	
108-90-7	Chlorobenzene	ND	3.9	0.78	ug/kg	
75-00-3	Chloroethane	ND	3.9	1.6	ug/kg	
67-66-3	Chloroform	ND	3.9	0.94	ug/kg	
95-49-8	o-Chlorotoluene	ND	3.9	0.94	ug/kg	
106-43-4	p-Chlorotoluene	ND	3.9	0.94	ug/kg	
56-23-5	Carbon tetrachloride	ND	3.9	1.4	ug/kg	
75-34-3	1,1-Dichloroethane	ND	3.9	0.86	ug/kg	
75-35-4	1,1-Dichloroethylene	ND	3.9	1.1	ug/kg	
563-58-6	1,1-Dichloropropene	ND	3.9	1.0	ug/kg	
96-12-8	1,2-Dibromo-3-chloropropane	ND	3.9	1.8	ug/kg	
106-93-4	1,2-Dibromoethane	ND	3.9	0.78	ug/kg	
107-06-2	1,2-Dichloroethane	ND	3.9	0.78	ug/kg	
78-87-5	1,2-Dichloropropane	ND	3.9	0.94	ug/kg	
142-28-9	1,3-Dichloropropane	ND	3.9	0.78	ug/kg	
108-20-3	Di-Isopropyl ether	ND	3.9	0.78	ug/kg	
594-20-7	2,2-Dichloropropane	ND	3.9	1.1	ug/kg	
124-48-1	Dibromochloromethane	ND	3.9	0.78	ug/kg	
75-71-8	Dichlorodifluoromethane	ND	3.9	1.2	ug/kg	
156-59-2	cis-1,2-Dichloroethylene	ND	3.9	1.2	ug/kg	
10061-01-5	cis-1,3-Dichloropropene	ND	3.9	0.78	ug/kg	
541-73-1	m-Dichlorobenzene	ND	3.9	0.94	ug/kg	
95-50-1	o-Dichlorobenzene	ND	3.9	0.86	ug/kg	
106-46-7	p-Dichlorobenzene	ND	3.9	0.86	ug/kg	

ND = Not detected MDL - Method Detection Limit

RL = Reporting Limit

E = Indicates value exceeds calibration range

J = Indicates an estimated value

B = Indicates analyte found in associated method blank

N = Indicates presumptive evidence of a compound

## Report of Analysis

<b>Client Sample ID:</b>	RS7,8-6.8	<b>Date Sampled:</b>	07/14/11
<b>Lab Sample ID:</b>	C17018-6	<b>Date Received:</b>	07/15/11
<b>Matrix:</b>	SO - Soil	<b>Percent Solids:</b>	n/a
<b>Method:</b>	SW846 8260B		
<b>Project:</b>	Romic Soil Investigation(Romic EPA) - 2081 Bay Road,East Palo Alto,CA		

## VOA 8260 List

CAS No.	Compound	Result	RL	MDL	Units	Q
156-60-5	trans-1,2-Dichloroethylene	ND	3.9	1.2	ug/kg	
10061-02-6	trans-1,3-Dichloropropene	ND	3.9	0.86	ug/kg	
100-41-4	Ethylbenzene	ND	3.9	0.78	ug/kg	
637-92-3	Ethyl tert-Butyl Ether	ND	3.9	1.0	ug/kg	
591-78-6	2-Hexanone	ND	20	4.2	ug/kg	
87-68-3	Hexachlorobutadiene	ND	3.9	1.6	ug/kg	
98-82-8	Isopropylbenzene	ND	3.9	0.86	ug/kg	
99-87-6	p-Isopropyltoluene	ND	3.9	0.94	ug/kg	
108-10-1	4-Methyl-2-pentanone	ND	20	4.3	ug/kg	
74-83-9	Methyl bromide <sup>c</sup>	ND	3.9	1.6	ug/kg	
74-87-3	Methyl chloride	ND	3.9	1.6	ug/kg	
74-95-3	Methylene bromide	ND	3.9	1.2	ug/kg	
75-09-2	Methylene chloride	ND	7.8	3.6	ug/kg	
78-93-3	Methyl ethyl ketone	ND	20	4.8	ug/kg	
1634-04-4	Methyl Tert Butyl Ether	ND	3.9	1.6	ug/kg	
91-20-3	Naphthalene	ND	3.9	1.6	ug/kg	
103-65-1	n-Propylbenzene	ND	3.9	1.1	ug/kg	
100-42-5	Styrene	ND	3.9	2.0	ug/kg	
994-05-8	Tert-Amyl Methyl Ether	ND	3.9	1.0	ug/kg	
75-65-0	Tert Butyl Alcohol	ND	39	16	ug/kg	
630-20-6	1,1,1,2-Tetrachloroethane	ND	3.9	0.78	ug/kg	
71-55-6	1,1,1-Trichloroethane	ND	3.9	0.86	ug/kg	
79-34-5	1,1,2,2-Tetrachloroethane	ND	3.9	0.94	ug/kg	
79-00-5	1,1,2-Trichloroethane	ND	3.9	0.86	ug/kg	
87-61-6	1,2,3-Trichlorobenzene	ND	3.9	0.78	ug/kg	
96-18-4	1,2,3-Trichloropropane	ND	3.9	1.3	ug/kg	
120-82-1	1,2,4-Trichlorobenzene	ND	3.9	0.94	ug/kg	
95-63-6	1,2,4-Trimethylbenzene	ND	3.9	0.86	ug/kg	
108-67-8	1,3,5-Trimethylbenzene	ND	3.9	1.0	ug/kg	
127-18-4	Tetrachloroethylene	ND	3.9	0.78	ug/kg	
108-88-3	Toluene	ND	3.9	0.94	ug/kg	
79-01-6	Trichloroethylene	ND	3.9	0.94	ug/kg	
75-69-4	Trichlorofluoromethane	ND	3.9	1.6	ug/kg	
75-01-4	Vinyl chloride	ND	3.9	1.2	ug/kg	
1330-20-7	Xylene (total)	ND	12	2.5	ug/kg	

CAS No.	Surrogate Recoveries	Run# 1	Run# 2	Limits
1868-53-7	Dibromofluoromethane	110%		80-121%
2037-26-5	Toluene-D8	93%		71-130%

ND = Not detected MDL - Method Detection Limit

RL = Reporting Limit

E = Indicates value exceeds calibration range

J = Indicates an estimated value

B = Indicates analyte found in associated method blank

N = Indicates presumptive evidence of a compound

## Report of Analysis

<b>Client Sample ID:</b>	RS7,8-6.8		
<b>Lab Sample ID:</b>	C17018-6	<b>Date Sampled:</b>	07/14/11
<b>Matrix:</b>	SO - Soil	<b>Date Received:</b>	07/15/11
<b>Method:</b>	SW846 8260B	<b>Percent Solids:</b>	n/a
<b>Project:</b>	Romic Soil Investigation(Romic EPA) - 2081 Bay Road, East Palo Alto, CA		

**VOA 8260 List**

CAS No.	Surrogate Recoveries	Run# 1	Run# 2	Limits
460-00-4	4-Bromofluorobenzene	99%		59-148%
17060-07-0	1,2-Dichloroethane-D4	115%		77-123%

- (a) Pre-weighed vials were altered in the field; sample weights are estimated. Soil vials were not preserved within 48 hours of sampling. Analysis performed at Accutest Laboratories, Orlando FL.
- (b) ICV and associated BS recovery outside control limits.
- (c) Initial calibration not valid for this compound.

ND = Not detected      MDL - Method Detection Limit  
 RL = Reporting Limit  
 E = Indicates value exceeds calibration range

J = Indicates an estimated value  
 B = Indicates analyte found in associated method blank  
 N = Indicates presumptive evidence of a compound

## Report of Analysis

<b>Client Sample ID:</b>	Z16,17-0.9	<b>Date Sampled:</b>	07/14/11
<b>Lab Sample ID:</b>	C17018-7	<b>Date Received:</b>	07/15/11
<b>Matrix:</b>	SO - Soil	<b>Percent Solids:</b>	n/a <sup>a</sup>
<b>Method:</b>	SW846 8260B	<b>Project:</b> Romic Soil Investigation(Romic EPA) - 2081 Bay Road,East Palo Alto,CA	

Run #	File ID	DF	Analyzed	By	Prep Date	Prep Batch	Analytical Batch
Run #1 <sup>b</sup>	G0073763.D	1	07/21/11	AFL	n/a	n/a	F:VG2754
Run #2							

Run #	Initial Weight
Run #1	5.86 g
Run #2	

## VOA 8260 List

CAS No.	Compound	Result	RL	MDL	Units	Q
67-64-1	Acetone <sup>c</sup>	ND	43	17	ug/kg	
71-43-2	Benzene	ND	4.3	1.3	ug/kg	
108-86-1	Bromobenzene	ND	4.3	1.2	ug/kg	
74-97-5	Bromochloromethane	ND	4.3	1.2	ug/kg	
75-27-4	Bromodichloromethane	ND	4.3	0.94	ug/kg	
75-25-2	Bromoform	ND	4.3	1.3	ug/kg	
104-51-8	n-Butylbenzene	ND	4.3	1.1	ug/kg	
135-98-8	sec-Butylbenzene	ND	4.3	1.4	ug/kg	
98-06-6	tert-Butylbenzene	ND	4.3	1.0	ug/kg	
108-90-7	Chlorobenzene	11.8	4.3	0.85	ug/kg	
75-00-3	Chloroethane	ND	4.3	1.7	ug/kg	
67-66-3	Chloroform	ND	4.3	1.0	ug/kg	
95-49-8	o-Chlorotoluene	ND	4.3	1.0	ug/kg	
106-43-4	p-Chlorotoluene	ND	4.3	1.0	ug/kg	
56-23-5	Carbon tetrachloride	ND	4.3	1.5	ug/kg	
75-34-3	1,1-Dichloroethane	ND	4.3	0.94	ug/kg	
75-35-4	1,1-Dichloroethylene	ND	4.3	1.2	ug/kg	
563-58-6	1,1-Dichloropropene	ND	4.3	1.1	ug/kg	
96-12-8	1,2-Dibromo-3-chloropropane	ND	4.3	2.0	ug/kg	
106-93-4	1,2-Dibromoethane	ND	4.3	0.85	ug/kg	
107-06-2	1,2-Dichloroethane	ND	4.3	0.85	ug/kg	
78-87-5	1,2-Dichloropropane	ND	4.3	1.0	ug/kg	
142-28-9	1,3-Dichloropropane	ND	4.3	0.85	ug/kg	
108-20-3	Di-Isopropyl ether	ND	4.3	0.85	ug/kg	
594-20-7	2,2-Dichloropropane	ND	4.3	1.2	ug/kg	
124-48-1	Dibromochloromethane	ND	4.3	0.85	ug/kg	
75-71-8	Dichlorodifluoromethane	ND	4.3	1.3	ug/kg	
156-59-2	cis-1,2-Dichloroethylene	ND	4.3	1.3	ug/kg	
10061-01-5	cis-1,3-Dichloropropene	ND	4.3	0.85	ug/kg	
541-73-1	m-Dichlorobenzene	ND	4.3	1.0	ug/kg	
95-50-1	o-Dichlorobenzene	8.7	4.3	0.94	ug/kg	
106-46-7	p-Dichlorobenzene	ND	4.3	0.94	ug/kg	

ND = Not detected MDL - Method Detection Limit

RL = Reporting Limit

E = Indicates value exceeds calibration range

J = Indicates an estimated value

B = Indicates analyte found in associated method blank

N = Indicates presumptive evidence of a compound

## Report of Analysis

<b>Client Sample ID:</b>	Z16,17-0.9	<b>Date Sampled:</b>	07/14/11
<b>Lab Sample ID:</b>	C17018-7	<b>Date Received:</b>	07/15/11
<b>Matrix:</b>	SO - Soil	<b>Percent Solids:</b>	n/a <sup>a</sup>
<b>Method:</b>	SW846 8260B	<b>Project:</b> Romc Soil Investigation(Romc EPA) - 2081 Bay Road,East Palo Alto,CA	

## VOA 8260 List

CAS No.	Compound	Result	RL	MDL	Units	Q
156-60-5	trans-1,2-Dichloroethylene	ND	4.3	1.3	ug/kg	
10061-02-6	trans-1,3-Dichloropropene	ND	4.3	0.94	ug/kg	
100-41-4	Ethylbenzene	4.2	4.3	0.85	ug/kg	J
637-92-3	Ethyl tert-Butyl Ether	ND	4.3	1.1	ug/kg	
591-78-6	2-Hexanone	ND	21	4.6	ug/kg	
87-68-3	Hexachlorobutadiene	ND	4.3	1.7	ug/kg	
98-82-8	Isopropylbenzene	ND	4.3	0.94	ug/kg	
99-87-6	p-Isopropyltoluene	ND	4.3	1.0	ug/kg	
108-10-1	4-Methyl-2-pentanone	ND	21	4.7	ug/kg	
74-83-9	Methyl bromide <sup>d</sup>	ND	4.3	1.7	ug/kg	
74-87-3	Methyl chloride	ND	4.3	1.7	ug/kg	
74-95-3	Methylene bromide	ND	4.3	1.3	ug/kg	
75-09-2	Methylene chloride	ND	8.5	3.9	ug/kg	
78-93-3	Methyl ethyl ketone	ND	21	5.2	ug/kg	
1634-04-4	Methyl Tert Butyl Ether	ND	4.3	1.7	ug/kg	
91-20-3	Naphthalene	ND	4.3	1.7	ug/kg	
103-65-1	n-Propylbenzene	2.0	4.3	1.2	ug/kg	J
100-42-5	Styrene	ND	4.3	2.2	ug/kg	
994-05-8	Tert-Amyl Methyl Ether	ND	4.3	1.1	ug/kg	
75-65-0	Tert Butyl Alcohol	ND	43	17	ug/kg	
630-20-6	1,1,1,2-Tetrachloroethane	ND	4.3	0.85	ug/kg	
71-55-6	1,1,1-Trichloroethane	ND	4.3	0.94	ug/kg	
79-34-5	1,1,2,2-Tetrachloroethane	ND	4.3	1.0	ug/kg	
79-00-5	1,1,2-Trichloroethane	ND	4.3	0.94	ug/kg	
87-61-6	1,2,3-Trichlorobenzene	ND	4.3	0.85	ug/kg	
96-18-4	1,2,3-Trichloropropane	ND	4.3	1.5	ug/kg	
120-82-1	1,2,4-Trichlorobenzene	ND	4.3	1.0	ug/kg	
95-63-6	1,2,4-Trimethylbenzene	15.3	4.3	0.94	ug/kg	
108-67-8	1,3,5-Trimethylbenzene	4.9	4.3	1.1	ug/kg	
127-18-4	Tetrachloroethylene	ND	4.3	0.85	ug/kg	
108-88-3	Toluene	ND	4.3	1.0	ug/kg	
79-01-6	Trichloroethylene	ND	4.3	1.0	ug/kg	
75-69-4	Trichlorofluoromethane	ND	4.3	1.7	ug/kg	
75-01-4	Vinyl chloride	ND	4.3	1.3	ug/kg	
1330-20-7	Xylene (total)	26.2	13	2.7	ug/kg	

CAS No.	Surrogate Recoveries	Run# 1	Run# 2	Limits
1868-53-7	Dibromofluoromethane	101%		80-121%
2037-26-5	Toluene-D8	91%		71-130%

ND = Not detected MDL - Method Detection Limit

RL = Reporting Limit

E = Indicates value exceeds calibration range

J = Indicates an estimated value

B = Indicates analyte found in associated method blank

N = Indicates presumptive evidence of a compound

## Report of Analysis

<b>Client Sample ID:</b> Z16,17-0.9	
<b>Lab Sample ID:</b> C17018-7	<b>Date Sampled:</b> 07/14/11
<b>Matrix:</b> SO - Soil	<b>Date Received:</b> 07/15/11
<b>Method:</b> SW846 8260B	<b>Percent Solids:</b> n/a <sup>a</sup>
<b>Project:</b> Romic Soil Investigation(Romic EPA) - 2081 Bay Road,East Palo Alto,CA	

### VOA 8260 List

CAS No.	Surrogate Recoveries	Run# 1	Run# 2	Limits
460-00-4	4-Bromofluorobenzene	93%		59-148%
17060-07-0	1,2-Dichloroethane-D4	107%		77-123%

- (a) All results reported on wet weight basis.
- (b) Pre-weighed vials were altered in the field; sample weights are estimated. Soil vials were not preserved within 48 hours of sampling. Analysis performed at Accutest Laboratories, Orlando FL.
- (c) ICV and associated BS recovery outside control limits.
- (d) Initial calibration not valid for this compound.

ND = Not detected      MDL - Method Detection Limit  
 RL = Reporting Limit  
 E = Indicates value exceeds calibration range

J = Indicates an estimated value  
 B = Indicates analyte found in associated method blank  
 N = Indicates presumptive evidence of a compound

## Report of Analysis

<b>Client Sample ID:</b>	Z16,17-0.9	<b>Date Sampled:</b>	07/14/11
<b>Lab Sample ID:</b>	C17018-7	<b>Date Received:</b>	07/15/11
<b>Matrix:</b>	SO - Soil	<b>Percent Solids:</b>	n/a <sup>a</sup>
<b>Method:</b>	SW846 8270C SW846 3550B	<b>Project:</b> Romic Soil Investigation(Romic EPA) - 2081 Bay Road, East Palo Alto, CA	

Run #1	File ID	DF	Analyzed	By	Prep Date	Prep Batch	Analytical Batch
Run #1	Y8876.D	1	07/19/11	MT	07/18/11	OP4247	EY424
Run #2							

Run #1	Initial Weight	Final Volume
Run #1	10.1 g	1.0 ml
Run #2		

## ABN Full List

CAS No.	Compound	Result	RL	MDL	Units	Q
65-85-0	Benzoic acid	ND	990	880	ug/kg	
95-57-8	2-Chlorophenol	ND	990	670	ug/kg	
59-50-7	4-Chloro-3-methyl phenol	ND	500	420	ug/kg	
120-83-2	2,4-Dichlorophenol	ND	500	140	ug/kg	
105-67-9	2,4-Dimethylphenol	ND	500	150	ug/kg	
51-28-5	2,4-Dinitrophenol	ND	2500	840	ug/kg	
534-52-1	4,6-Dinitro-o-cresol	ND	2000	1000	ug/kg	
95-48-7	2-Methylphenol	ND	500	170	ug/kg	
	3&4-Methylphenol	ND	500	150	ug/kg	
88-75-5	2-Nitrophenol	ND	500	130	ug/kg	
100-02-7	4-Nitrophenol	ND	2000	1200	ug/kg	
87-86-5	Pentachlorophenol	ND	500	420	ug/kg	
108-95-2	Phenol	ND	2000	1300	ug/kg	
95-95-4	2,4,5-Trichlorophenol	ND	500	120	ug/kg	
88-06-2	2,4,6-Trichlorophenol	ND	500	160	ug/kg	
83-32-9	Acenaphthene	ND	990	500	ug/kg	
208-96-8	Acenaphthylene	ND	500	200	ug/kg	
62-53-3	Aniline	ND	500	140	ug/kg	
120-12-7	Anthracene	ND	500	99	ug/kg	
103-33-3	Azobenzene	ND	500	170	ug/kg	
92-87-5	Benzidine	ND	2500	720	ug/kg	
56-55-3	Benzo(a)anthracene	ND	500	69	ug/kg	
50-32-8	Benzo(a)pyrene	ND	500	89	ug/kg	
205-99-2	Benzo(b)fluoranthene	ND	500	59	ug/kg	
191-24-2	Benzo(g,h,i)perylene	ND	500	150	ug/kg	
207-08-9	Benzo(k)fluoranthene	ND	500	120	ug/kg	
101-55-3	4-Bromophenyl phenyl ether	ND	500	150	ug/kg	
85-68-7	Butyl benzyl phthalate	ND	500	110	ug/kg	
100-51-6	Benzyl Alcohol	ND	990	160	ug/kg	
91-58-7	2-Chloronaphthalene	ND	500	180	ug/kg	
106-47-8	4-Chloroaniline	ND	500	140	ug/kg	
86-74-8	Carbazole	ND	500	79	ug/kg	

ND = Not detected MDL - Method Detection Limit

RL = Reporting Limit

E = Indicates value exceeds calibration range

J = Indicates an estimated value

B = Indicates analyte found in associated method blank

N = Indicates presumptive evidence of a compound



## Report of Analysis

<b>Client Sample ID:</b>	Z16,17-0.9	<b>Date Sampled:</b>	07/14/11
<b>Lab Sample ID:</b>	C17018-7	<b>Date Received:</b>	07/15/11
<b>Matrix:</b>	SO - Soil	<b>Percent Solids:</b>	n/a <sup>a</sup>
<b>Method:</b>	SW846 8270C SW846 3550B	<b>Project:</b> Romic Soil Investigation(Romic EPA) - 2081 Bay Road,East Palo Alto,CA	

## ABN Full List

CAS No.	Compound	Result	RL	MDL	Units	Q
218-01-9	Chrysene	ND	500	99	ug/kg	
111-91-1	bis(2-Chloroethoxy)methane	ND	500	180	ug/kg	
111-44-4	bis(2-Chloroethyl)ether	ND	500	230	ug/kg	
108-60-1	bis(2-Chloroisopropyl)ether	ND	500	270	ug/kg	
7005-72-3	4-Chlorophenyl phenyl ether	ND	500	190	ug/kg	
95-50-1	1,2-Dichlorobenzene	ND	500	160	ug/kg	
541-73-1	1,3-Dichlorobenzene	ND	500	150	ug/kg	
106-46-7	1,4-Dichlorobenzene	ND	500	420	ug/kg	
121-14-2	2,4-Dinitrotoluene	ND	500	460	ug/kg	
606-20-2	2,6-Dinitrotoluene	ND	990	320	ug/kg	
91-94-1	3,3'-Dichlorobenzidine	ND	2500	140	ug/kg	
53-70-3	Dibenzo(a,h)anthracene	ND	500	130	ug/kg	
132-64-9	Dibenzofuran	ND	500	160	ug/kg	
122-39-4	Diphenylamine	ND	500	120	ug/kg	
84-74-2	Di-n-butyl phthalate	ND	500	99	ug/kg	
117-84-0	Di-n-octyl phthalate	ND	500	130	ug/kg	
84-66-2	Diethyl phthalate	ND	500	170	ug/kg	
131-11-3	Dimethyl phthalate	ND	500	180	ug/kg	
117-81-7	bis(2-Ethylhexyl)phthalate	ND	500	220	ug/kg	
206-44-0	Fluoranthene	ND	500	99	ug/kg	
86-73-7	Fluorene	ND	500	180	ug/kg	
118-74-1	Hexachlorobenzene	ND	500	130	ug/kg	
87-68-3	Hexachlorobutadiene	ND	500	190	ug/kg	
77-47-4	Hexachlorocyclopentadiene	ND	500	140	ug/kg	
67-72-1	Hexachloroethane	ND	500	160	ug/kg	
193-39-5	Indeno(1,2,3-cd)pyrene	ND	500	140	ug/kg	
78-59-1	Isophorone	ND	500	170	ug/kg	
90-12-0	1-Methylnaphthalene	ND	500	160	ug/kg	
91-57-6	2-Methylnaphthalene	ND	500	160	ug/kg	
88-74-4	2-Nitroaniline	ND	500	120	ug/kg	
99-09-2	3-Nitroaniline	ND	500	120	ug/kg	
100-01-6	4-Nitroaniline	ND	500	300	ug/kg	
91-20-3	Naphthalene	ND	500	170	ug/kg	
98-95-3	Nitrobenzene	ND	500	160	ug/kg	
62-75-9	N-Nitrosodimethylamine	ND	5000	2200	ug/kg	
621-64-7	N-Nitroso-di-n-propylamine	ND	990	540	ug/kg	
85-01-8	Phenanthrene	ND	500	110	ug/kg	
129-00-0	Pyrene	ND	990	670	ug/kg	
110-86-1	Pyridine	ND	2000	220	ug/kg	
120-82-1	1,2,4-Trichlorobenzene	ND	500	340	ug/kg	

ND = Not detected MDL - Method Detection Limit

RL = Reporting Limit

E = Indicates value exceeds calibration range

J = Indicates an estimated value

B = Indicates analyte found in associated method blank

N = Indicates presumptive evidence of a compound

## Report of Analysis

<b>Client Sample ID:</b>	Z16,17-0.9	<b>Date Sampled:</b>	07/14/11
<b>Lab Sample ID:</b>	C17018-7	<b>Date Received:</b>	07/15/11
<b>Matrix:</b>	SO - Soil	<b>Percent Solids:</b>	n/a <sup>a</sup>
<b>Method:</b>	SW846 8270C SW846 3550B		
<b>Project:</b>	Romic Soil Investigation(Romic EPA) - 2081 Bay Road,East Palo Alto,CA		

### ABN Full List

CAS No.	Surrogate Recoveries	Run# 1	Run# 2	Limits
367-12-4	2-Fluorophenol	54%		20-100%
4165-62-2	Phenol-d5	58%		20-100%
118-79-6	2,4,6-Tribromophenol	80%		30-100%
4165-60-0	Nitrobenzene-d5	57%		20-100%
321-60-8	2-Fluorobiphenyl	61%		20-106%
1718-51-0	Terphenyl-d14	89%		55-130%

(a) All results reported on wet weight basis.

ND = Not detected      MDL - Method Detection Limit  
 RL = Reporting Limit  
 E = Indicates value exceeds calibration range

J = Indicates an estimated value  
 B = Indicates analyte found in associated method blank  
 N = Indicates presumptive evidence of a compound

## Report of Analysis

<b>Client Sample ID:</b> Z16,17-0.9		<b>Date Sampled:</b> 07/14/11
<b>Lab Sample ID:</b> C17018-7		<b>Date Received:</b> 07/15/11
<b>Matrix:</b> SO - Soil		<b>Percent Solids:</b> n/a <sup>a</sup>
<b>Method:</b> SW846 8015B		
<b>Project:</b> Romic Soil Investigation(Romic EPA) - 2081 Bay Road, East Palo Alto, CA		

Run #	File ID	DF	Analyzed	By	Prep Date	Prep Batch	Analytical Batch
Run #1	JK21317.D	1	07/27/11	TT	n/a	n/a	GJK882
Run #2							

Run #	Initial Weight
Run #1	5.09 g
Run #2	

**TPH Volatiles**

CAS No.	Compound	Result	RL	MDL	Units	Q
	TPH-GRO (C6-C10)	0.900	0.098	0.049	mg/kg	
CAS No.	Surrogate Recoveries	Run# 1	Run# 2	Limits		
98-08-8	aaa-Trifluorotoluene	93%		60-157%		

(a) All results reported on wet weight basis.

ND = Not detected      MDL - Method Detection Limit  
 RL = Reporting Limit  
 E = Indicates value exceeds calibration range

J = Indicates an estimated value  
 B = Indicates analyte found in associated method blank  
 N = Indicates presumptive evidence of a compound

## Report of Analysis

<b>Client Sample ID:</b>	Z16,17-0.9	<b>Date Sampled:</b>	07/14/11
<b>Lab Sample ID:</b>	C17018-7	<b>Date Received:</b>	07/15/11
<b>Matrix:</b>	SO - Soil	<b>Percent Solids:</b>	n/a <sup>a</sup>
<b>Method:</b>	SW846 8081A SW846 3545A	<b>Project:</b> Romic Soil Investigation(Romic EPA) - 2081 Bay Road,East Palo Alto,CA	

Run #1	File ID	DF	Analyzed	By	Prep Date	Prep Batch	Analytical Batch
Run #1	OO22769.D	1	07/26/11	RV	07/16/11	OP4244	G00728
Run #2							

Run #1	Initial Weight	Final Volume
Run #1	10.1 g	10.0 ml
Run #2		

## Pesticide PPL List

CAS No.	Compound	Result	RL	MDL	Units	Q
309-00-2	Aldrin	ND	25	9.9	ug/kg	
319-84-6	alpha-BHC	ND	25	11	ug/kg	
319-85-7	beta-BHC	ND	25	3.5	ug/kg	
319-86-8	delta-BHC	ND	25	3.5	ug/kg	
58-89-9	gamma-BHC (Lindane)	ND	25	7.4	ug/kg	
12789-03-6	Chlordane	ND	99	99	ug/kg	
60-57-1	Dieldrin	ND	25	3.0	ug/kg	
72-54-8	4,4' -DDD	ND	25	3.5	ug/kg	
72-55-9	4,4' -DDE	ND	25	3.0	ug/kg	
50-29-3	4,4' -DDT	ND	25	3.0	ug/kg	
72-20-8	Endrin	ND	25	3.0	ug/kg	
7421-93-4	Endrin aldehyde	ND	25	5.9	ug/kg	
959-98-8	Endosulfan-I	ND	25	3.5	ug/kg	
33213-65-9	Endosulfan-II	ND	25	3.5	ug/kg	
1031-07-8	Endosulfan sulfate	ND	25	7.9	ug/kg	
76-44-8	Heptachlor	ND	25	5.9	ug/kg	
1024-57-3	Heptachlor epoxide	ND	25	4.0	ug/kg	
72-43-5	Methoxychlor	ND	25	3.5	ug/kg	
8001-35-2	Toxaphene	ND	99	99	ug/kg	

CAS No.	Surrogate Recoveries	Run# 1	Run# 2	Limits
877-09-8	Tetrachloro-m-xylene	57%		35-132%
877-09-8	Tetrachloro-m-xylene	60%		35-132%
2051-24-3	Decachlorobiphenyl	85%		35-132%
2051-24-3	Decachlorobiphenyl	91%		35-132%

(a) All results reported on wet weight basis.

ND = Not detected      MDL - Method Detection Limit  
 RL = Reporting Limit  
 E = Indicates value exceeds calibration range

J = Indicates an estimated value  
 B = Indicates analyte found in associated method blank  
 N = Indicates presumptive evidence of a compound

## Report of Analysis

<b>Client Sample ID:</b> Z16,17-0.9		<b>Date Sampled:</b> 07/14/11
<b>Lab Sample ID:</b> C17018-7		<b>Date Received:</b> 07/15/11
<b>Matrix:</b> SO - Soil		<b>Percent Solids:</b> n/a <sup>a</sup>
<b>Method:</b> SW846 8082 SW846 3545A		
<b>Project:</b> Romic Soil Investigation(Romic EPA) - 2081 Bay Road, East Palo Alto, CA		

Run #1	File ID	DF	Analyzed	By	Prep Date	Prep Batch	Analytical Batch
Run #1	PP20192.D	1	07/19/11	RV	07/16/11	OP4243	GPP687
Run #2							

Run #1	Initial Weight	Final Volume
Run #1	10.1 g	10.0 ml
Run #2		

**PCB List**

CAS No.	Compound	Result	RL	MDL	Units	Q
12674-11-2	Aroclor 1016	ND	99	17	ug/kg	
11104-28-2	Aroclor 1221	ND	99	50	ug/kg	
11141-16-5	Aroclor 1232	ND	99	50	ug/kg	
53469-21-9	Aroclor 1242	ND	99	50	ug/kg	
12672-29-6	Aroclor 1248	ND	99	50	ug/kg	
11097-69-1	Aroclor 1254	ND	99	50	ug/kg	
11096-82-5	Aroclor 1260	ND	99	20	ug/kg	

CAS No.	Surrogate Recoveries	Run# 1	Run# 2	Limits
877-09-8	Tetrachloro-m-xylene	55%		45-108%
877-09-8	Tetrachloro-m-xylene	52%		45-108%
2051-24-3	Decachlorobiphenyl	91%		54-121%
2051-24-3	Decachlorobiphenyl	75%		54-121%

(a) All results reported on wet weight basis.

ND = Not detected      MDL - Method Detection Limit  
 RL = Reporting Limit  
 E = Indicates value exceeds calibration range

J = Indicates an estimated value  
 B = Indicates analyte found in associated method blank  
 N = Indicates presumptive evidence of a compound

## Report of Analysis

<b>Client Sample ID:</b> Z16,17-0.9	<b>Date Sampled:</b> 07/14/11
<b>Lab Sample ID:</b> C17018-7	<b>Date Received:</b> 07/15/11
<b>Matrix:</b> SO - Soil	<b>Percent Solids:</b> n/a <sup>a</sup>
<b>Method:</b> SW846 8015B M SW846 3545A	
<b>Project:</b> Romic Soil Investigation(Romic EPA) - 2081 Bay Road, East Palo Alto, CA	

Run #	File ID	DF	Analyzed	By	Prep Date	Prep Batch	Analytical Batch
Run #1	HH15356.D	1	07/22/11	JH	07/19/11	OP4263	GHH526
Run #2							

Run #	Initial Weight	Final Volume
Run #1	10.0 g	1.0 ml
Run #2		

**TPH Extractable w/ Silica Gel Cleanup**

CAS No.	Compound	Result	RL	MDL	Units	Q
	TPH (C10-C28)	6.65	10	5.0	mg/kg	J
	TPH (> C28-C40)	ND	20	10	mg/kg	

CAS No.	Surrogate Recoveries	Run# 1	Run# 2	Limits
630-01-3	Hexacosane	58%		45-140%

(a) All results reported on wet weight basis.

ND = Not detected      MDL - Method Detection Limit  
 RL = Reporting Limit

J = Indicates an estimated value  
 B = Indicates analyte found in associated method blank  
 N = Indicates presumptive evidence of a compound

## Report of Analysis

<b>Client Sample ID:</b> Z16,17-0.9	<b>Date Sampled:</b> 07/14/11
<b>Lab Sample ID:</b> C17018-7	<b>Date Received:</b> 07/15/11
<b>Matrix:</b> SO - Soil	<b>Percent Solids:</b> n/a <sup>a</sup>
<b>Project:</b> Romic Soil Investigation(Romic EPA) - 2081 Bay Road,East Palo Alto,CA	

**Metals Analysis**

Analyte	Result	RL	Units	DF	Prep	Analyzed By	Method	Prep Method
Antimony	< 1.8	1.8	mg/kg	1	07/17/11	07/19/11 RS	SW846 6010B <sup>1</sup>	SW846 3050B <sup>3</sup>
Arsenic	4.5	1.8	mg/kg	1	07/17/11	07/19/11 RS	SW846 6010B <sup>1</sup>	SW846 3050B <sup>3</sup>
Barium	144	18	mg/kg	1	07/17/11	07/19/11 RS	SW846 6010B <sup>1</sup>	SW846 3050B <sup>3</sup>
Beryllium	< 0.90	0.90	mg/kg	1	07/17/11	07/19/11 RS	SW846 6010B <sup>1</sup>	SW846 3050B <sup>3</sup>
Cadmium	< 0.90	0.90	mg/kg	1	07/17/11	07/19/11 RS	SW846 6010B <sup>1</sup>	SW846 3050B <sup>3</sup>
Chromium	34.6	0.90	mg/kg	1	07/17/11	07/19/11 RS	SW846 6010B <sup>1</sup>	SW846 3050B <sup>3</sup>
Cobalt	10.9	0.90	mg/kg	1	07/17/11	07/19/11 RS	SW846 6010B <sup>1</sup>	SW846 3050B <sup>3</sup>
Copper	14.3	2.3	mg/kg	1	07/17/11	07/19/11 RS	SW846 6010B <sup>1</sup>	SW846 3050B <sup>3</sup>
Lead	7.4	1.8	mg/kg	1	07/17/11	07/19/11 RS	SW846 6010B <sup>1</sup>	SW846 3050B <sup>3</sup>
Mercury	0.14	0.038	mg/kg	1	07/18/11	07/19/11 RW	SW846 7471A <sup>2</sup>	SW846 7471A <sup>4</sup>
Molybdenum	< 1.8	1.8	mg/kg	1	07/17/11	07/19/11 RS	SW846 6010B <sup>1</sup>	SW846 3050B <sup>3</sup>
Nickel	38.4	0.90	mg/kg	1	07/17/11	07/19/11 RS	SW846 6010B <sup>1</sup>	SW846 3050B <sup>3</sup>
Selenium	< 1.8	1.8	mg/kg	1	07/17/11	07/19/11 RS	SW846 6010B <sup>1</sup>	SW846 3050B <sup>3</sup>
Silver	2.1	0.90	mg/kg	1	07/17/11	07/19/11 RS	SW846 6010B <sup>1</sup>	SW846 3050B <sup>3</sup>
Thallium <sup>b</sup>	< 3.6	3.6	mg/kg	1	07/17/11	07/19/11 RS	SW846 6010B <sup>1</sup>	SW846 3050B <sup>3</sup>
Vanadium	45.0	0.90	mg/kg	1	07/17/11	07/19/11 RS	SW846 6010B <sup>1</sup>	SW846 3050B <sup>3</sup>
Zinc	37.4	1.8	mg/kg	1	07/17/11	07/19/11 RS	SW846 6010B <sup>1</sup>	SW846 3050B <sup>3</sup>

- (1) Instrument QC Batch: MA1993
- (2) Instrument QC Batch: MA1994
- (3) Prep QC Batch: MP3725
- (4) Prep QC Batch: MP3736

- (a) All results reported on wet weight basis.
- (b) Elevated reporting limit(s) due to matrix interference.

RL = Reporting Limit

## Report of Analysis

<b>Client Sample ID:</b>	Z16,17-3.4	<b>Date Sampled:</b>	07/14/11
<b>Lab Sample ID:</b>	C17018-8	<b>Date Received:</b>	07/15/11
<b>Matrix:</b>	SO - Soil	<b>Percent Solids:</b>	n/a <sup>a</sup>
<b>Method:</b>	SW846 8260B	<b>Project:</b> Romic Soil Investigation(Romic EPA) - 2081 Bay Road,East Palo Alto,CA	

Run #	File ID	DF	Analyzed	By	Prep Date	Prep Batch	Analytical Batch
Run #1 <sup>b</sup>	G0073789.D	1	07/22/11	AFL	n/a	n/a	F:VG2755
Run #2							

Run #	Initial Weight
Run #1	6.27 g
Run #2	

## VOA 8260 List

CAS No.	Compound	Result	RL	MDL	Units	Q
67-64-1	Acetone <sup>c</sup>	19.4	40	16	ug/kg	J
71-43-2	Benzene	2.1	4.0	1.2	ug/kg	J
108-86-1	Bromobenzene	ND	4.0	1.1	ug/kg	
74-97-5	Bromochloromethane	ND	4.0	1.1	ug/kg	
75-27-4	Bromodichloromethane	ND	4.0	0.88	ug/kg	
75-25-2	Bromoform	ND	4.0	1.2	ug/kg	
104-51-8	n-Butylbenzene	ND	4.0	1.0	ug/kg	
135-98-8	sec-Butylbenzene	ND	4.0	1.3	ug/kg	
98-06-6	tert-Butylbenzene	ND	4.0	0.96	ug/kg	
108-90-7	Chlorobenzene	2.0	4.0	0.80	ug/kg	J
75-00-3	Chloroethane	ND	4.0	1.6	ug/kg	
67-66-3	Chloroform	ND	4.0	0.96	ug/kg	
95-49-8	o-Chlorotoluene	ND	4.0	0.96	ug/kg	
106-43-4	p-Chlorotoluene	ND	4.0	0.96	ug/kg	
56-23-5	Carbon tetrachloride	ND	4.0	1.4	ug/kg	
75-34-3	1,1-Dichloroethane	20.4	4.0	0.88	ug/kg	
75-35-4	1,1-Dichloroethylene	ND	4.0	1.1	ug/kg	
563-58-6	1,1-Dichloropropene	ND	4.0	1.0	ug/kg	
96-12-8	1,2-Dibromo-3-chloropropane	ND	4.0	1.8	ug/kg	
106-93-4	1,2-Dibromoethane	ND	4.0	0.80	ug/kg	
107-06-2	1,2-Dichloroethane	ND	4.0	0.80	ug/kg	
78-87-5	1,2-Dichloropropane	ND	4.0	0.96	ug/kg	
142-28-9	1,3-Dichloropropane	ND	4.0	0.80	ug/kg	
108-20-3	Di-Isopropyl ether	1.2	4.0	0.80	ug/kg	J
594-20-7	2,2-Dichloropropane	ND	4.0	1.1	ug/kg	
124-48-1	Dibromochloromethane	ND	4.0	0.80	ug/kg	
75-71-8	Dichlorodifluoromethane	ND	4.0	1.2	ug/kg	
156-59-2	cis-1,2-Dichloroethylene	82.3	4.0	1.2	ug/kg	
10061-01-5	cis-1,3-Dichloropropene	ND	4.0	0.80	ug/kg	
541-73-1	m-Dichlorobenzene	ND	4.0	0.96	ug/kg	
95-50-1	o-Dichlorobenzene	2.7	4.0	0.88	ug/kg	J
106-46-7	p-Dichlorobenzene	ND	4.0	0.88	ug/kg	

ND = Not detected MDL - Method Detection Limit

RL = Reporting Limit

E = Indicates value exceeds calibration range

J = Indicates an estimated value

B = Indicates analyte found in associated method blank

N = Indicates presumptive evidence of a compound



## Report of Analysis

<b>Client Sample ID:</b>	Z16,17-3.4	<b>Date Sampled:</b>	07/14/11
<b>Lab Sample ID:</b>	C17018-8	<b>Date Received:</b>	07/15/11
<b>Matrix:</b>	SO - Soil	<b>Percent Solids:</b>	n/a <sup>a</sup>
<b>Method:</b>	SW846 8260B		
<b>Project:</b>	Romic Soil Investigation(Romic EPA) - 2081 Bay Road,East Palo Alto,CA		

## VOA 8260 List

CAS No.	Compound	Result	RL	MDL	Units	Q
156-60-5	trans-1,2-Dichloroethylene	1.4	4.0	1.2	ug/kg	J
10061-02-6	trans-1,3-Dichloropropene	ND	4.0	0.88	ug/kg	
100-41-4	Ethylbenzene	2.3	4.0	0.80	ug/kg	J
637-92-3	Ethyl tert-Butyl Ether	ND	4.0	1.0	ug/kg	
591-78-6	2-Hexanone	ND	20	4.3	ug/kg	
87-68-3	Hexachlorobutadiene	ND	4.0	1.6	ug/kg	
98-82-8	Isopropylbenzene	ND	4.0	0.88	ug/kg	
99-87-6	p-Isopropyltoluene	ND	4.0	0.96	ug/kg	
108-10-1	4-Methyl-2-pentanone	ND	20	4.4	ug/kg	
74-83-9	Methyl bromide	ND	4.0	1.6	ug/kg	
74-87-3	Methyl chloride	ND	4.0	1.6	ug/kg	
74-95-3	Methylene bromide	ND	4.0	1.2	ug/kg	
75-09-2	Methylene chloride	ND	8.0	3.7	ug/kg	
78-93-3	Methyl ethyl ketone	8.3	20	4.9	ug/kg	J
1634-04-4	Methyl Tert Butyl Ether	46.9	4.0	1.6	ug/kg	
91-20-3	Naphthalene	1.9	4.0	1.6	ug/kg	J
103-65-1	n-Propylbenzene	2.3	4.0	1.1	ug/kg	J
100-42-5	Styrene	ND	4.0	2.1	ug/kg	
994-05-8	Tert-Amyl Methyl Ether	5.7	4.0	1.0	ug/kg	
75-65-0	Tert Butyl Alcohol	ND	40	16	ug/kg	
630-20-6	1,1,1,2-Tetrachloroethane	ND	4.0	0.80	ug/kg	
71-55-6	1,1,1-Trichloroethane	ND	4.0	0.88	ug/kg	
79-34-5	1,1,2,2-Tetrachloroethane	ND	4.0	0.96	ug/kg	
79-00-5	1,1,2-Trichloroethane	ND	4.0	0.88	ug/kg	
87-61-6	1,2,3-Trichlorobenzene	ND	4.0	0.80	ug/kg	
96-18-4	1,2,3-Trichloropropane	ND	4.0	1.4	ug/kg	
120-82-1	1,2,4-Trichlorobenzene	ND	4.0	0.96	ug/kg	
95-63-6	1,2,4-Trimethylbenzene	15.5	4.0	0.88	ug/kg	
108-67-8	1,3,5-Trimethylbenzene	7.7	4.0	1.0	ug/kg	
127-18-4	Tetrachloroethylene	ND	4.0	0.80	ug/kg	
108-88-3	Toluene	2.0	4.0	0.96	ug/kg	J
79-01-6	Trichloroethylene	ND	4.0	0.96	ug/kg	
75-69-4	Trichlorofluoromethane	ND	4.0	1.6	ug/kg	
75-01-4	Vinyl chloride	14.2	4.0	1.2	ug/kg	
1330-20-7	Xylene (total)	12.2	12	2.6	ug/kg	

CAS No.	Surrogate Recoveries	Run# 1	Run# 2	Limits
1868-53-7	Dibromofluoromethane	100%		80-121%
2037-26-5	Toluene-D8	105%		71-130%

ND = Not detected MDL - Method Detection Limit

RL = Reporting Limit

E = Indicates value exceeds calibration range

J = Indicates an estimated value

B = Indicates analyte found in associated method blank

N = Indicates presumptive evidence of a compound

## Report of Analysis

<b>Client Sample ID:</b>	Z16,17-3.4	<b>Date Sampled:</b>	07/14/11
<b>Lab Sample ID:</b>	C17018-8	<b>Date Received:</b>	07/15/11
<b>Matrix:</b>	SO - Soil	<b>Percent Solids:</b>	n/a <sup>a</sup>
<b>Method:</b>	SW846 8260B	<b>Project:</b> Romic Soil Investigation(Romic EPA) - 2081 Bay Road,East Palo Alto,CA	

### VOA 8260 List

CAS No.	Surrogate Recoveries	Run# 1	Run# 2	Limits
460-00-4	4-Bromofluorobenzene	139%		59-148%
17060-07-0	1,2-Dichloroethane-D4	91%		77-123%

- (a) All results reported on wet weight basis.
- (b) Analysis performed at Accutest Laboratories, Orlando FL.
- (c) Associated ICV and BS outside control limits.

ND = Not detected      MDL - Method Detection Limit  
 RL = Reporting Limit  
 E = Indicates value exceeds calibration range

J = Indicates an estimated value  
 B = Indicates analyte found in associated method blank  
 N = Indicates presumptive evidence of a compound

## Report of Analysis

<b>Client Sample ID:</b>	Z16,17-3.4	<b>Date Sampled:</b>	07/14/11
<b>Lab Sample ID:</b>	C17018-8	<b>Date Received:</b>	07/15/11
<b>Matrix:</b>	SO - Soil	<b>Percent Solids:</b>	n/a <sup>a</sup>
<b>Method:</b>	SW846 8270C SW846 3550B	<b>Project:</b> Romic Soil Investigation(Romic EPA) - 2081 Bay Road, East Palo Alto, CA	

Run #1	File ID	DF	Analyzed	By	Prep Date	Prep Batch	Analytical Batch
Run #1	Y8877.D	1	07/19/11	MT	07/18/11	OP4247	EY424
Run #2							

Run #1	Initial Weight	Final Volume
Run #1	10.2 g	1.0 ml
Run #2		

## ABN Full List

CAS No.	Compound	Result	RL	MDL	Units	Q
65-85-0	Benzoic acid	ND	980	870	ug/kg	
95-57-8	2-Chlorophenol	ND	980	670	ug/kg	
59-50-7	4-Chloro-3-methyl phenol	ND	490	410	ug/kg	
120-83-2	2,4-Dichlorophenol	ND	490	140	ug/kg	
105-67-9	2,4-Dimethylphenol	ND	490	150	ug/kg	
51-28-5	2,4-Dinitrophenol	ND	2500	830	ug/kg	
534-52-1	4,6-Dinitro-o-cresol	ND	2000	1000	ug/kg	
95-48-7	2-Methylphenol	ND	490	170	ug/kg	
	3&4-Methylphenol	ND	490	150	ug/kg	
88-75-5	2-Nitrophenol	ND	490	130	ug/kg	
100-02-7	4-Nitrophenol	ND	2000	1200	ug/kg	
87-86-5	Pentachlorophenol	ND	490	410	ug/kg	
108-95-2	Phenol	ND	2000	1300	ug/kg	
95-95-4	2,4,5-Trichlorophenol	ND	490	120	ug/kg	
88-06-2	2,4,6-Trichlorophenol	ND	490	160	ug/kg	
83-32-9	Acenaphthene	ND	980	490	ug/kg	
208-96-8	Acenaphthylene	ND	490	200	ug/kg	
62-53-3	Aniline	ND	490	140	ug/kg	
120-12-7	Anthracene	ND	490	98	ug/kg	
103-33-3	Azobenzene	ND	490	170	ug/kg	
92-87-5	Benzidine	ND	2500	720	ug/kg	
56-55-3	Benzo(a)anthracene	ND	490	69	ug/kg	
50-32-8	Benzo(a)pyrene	ND	490	88	ug/kg	
205-99-2	Benzo(b)fluoranthene	ND	490	59	ug/kg	
191-24-2	Benzo(g,h,i)perylene	ND	490	150	ug/kg	
207-08-9	Benzo(k)fluoranthene	ND	490	120	ug/kg	
101-55-3	4-Bromophenyl phenyl ether	ND	490	150	ug/kg	
85-68-7	Butyl benzyl phthalate	ND	490	110	ug/kg	
100-51-6	Benzyl Alcohol	ND	980	160	ug/kg	
91-58-7	2-Chloronaphthalene	ND	490	180	ug/kg	
106-47-8	4-Chloroaniline	ND	490	140	ug/kg	
86-74-8	Carbazole	ND	490	78	ug/kg	

ND = Not detected MDL - Method Detection Limit

RL = Reporting Limit

E = Indicates value exceeds calibration range

J = Indicates an estimated value

B = Indicates analyte found in associated method blank

N = Indicates presumptive evidence of a compound

## Report of Analysis

<b>Client Sample ID:</b>	Z16,17-3.4	<b>Date Sampled:</b>	07/14/11
<b>Lab Sample ID:</b>	C17018-8	<b>Date Received:</b>	07/15/11
<b>Matrix:</b>	SO - Soil	<b>Percent Solids:</b>	n/a <sup>a</sup>
<b>Method:</b>	SW846 8270C SW846 3550B		
<b>Project:</b>	Romic Soil Investigation(Romic EPA) - 2081 Bay Road,East Palo Alto,CA		

## ABN Full List

CAS No.	Compound	Result	RL	MDL	Units	Q
218-01-9	Chrysene	ND	490	98	ug/kg	
111-91-1	bis(2-Chloroethoxy)methane	ND	490	180	ug/kg	
111-44-4	bis(2-Chloroethyl)ether	ND	490	230	ug/kg	
108-60-1	bis(2-Chloroisopropyl)ether	ND	490	260	ug/kg	
7005-72-3	4-Chlorophenyl phenyl ether	ND	490	190	ug/kg	
95-50-1	1,2-Dichlorobenzene	ND	490	160	ug/kg	
541-73-1	1,3-Dichlorobenzene	ND	490	150	ug/kg	
106-46-7	1,4-Dichlorobenzene	ND	490	410	ug/kg	
121-14-2	2,4-Dinitrotoluene	ND	490	450	ug/kg	
606-20-2	2,6-Dinitrotoluene	ND	980	310	ug/kg	
91-94-1	3,3'-Dichlorobenzidine	ND	2500	140	ug/kg	
53-70-3	Dibenzo(a,h)anthracene	ND	490	130	ug/kg	
132-64-9	Dibenzofuran	ND	490	160	ug/kg	
122-39-4	Diphenylamine	ND	490	120	ug/kg	
84-74-2	Di-n-butyl phthalate	ND	490	98	ug/kg	
117-84-0	Di-n-octyl phthalate	ND	490	130	ug/kg	
84-66-2	Diethyl phthalate	ND	490	170	ug/kg	
131-11-3	Dimethyl phthalate	ND	490	180	ug/kg	
117-81-7	bis(2-Ethylhexyl)phthalate	ND	490	220	ug/kg	
206-44-0	Fluoranthene	ND	490	98	ug/kg	
86-73-7	Fluorene	ND	490	180	ug/kg	
118-74-1	Hexachlorobenzene	ND	490	130	ug/kg	
87-68-3	Hexachlorobutadiene	ND	490	190	ug/kg	
77-47-4	Hexachlorocyclopentadiene	ND	490	140	ug/kg	
67-72-1	Hexachloroethane	ND	490	160	ug/kg	
193-39-5	Indeno(1,2,3-cd)pyrene	ND	490	140	ug/kg	
78-59-1	Isophorone	ND	490	170	ug/kg	
90-12-0	1-Methylnaphthalene	ND	490	160	ug/kg	
91-57-6	2-Methylnaphthalene	ND	490	160	ug/kg	
88-74-4	2-Nitroaniline	ND	490	120	ug/kg	
99-09-2	3-Nitroaniline	ND	490	120	ug/kg	
100-01-6	4-Nitroaniline	ND	490	290	ug/kg	
91-20-3	Naphthalene	ND	490	170	ug/kg	
98-95-3	Nitrobenzene	ND	490	160	ug/kg	
62-75-9	N-Nitrosodimethylamine	ND	4900	2200	ug/kg	
621-64-7	N-Nitroso-di-n-propylamine	ND	980	540	ug/kg	
85-01-8	Phenanthrene	ND	490	110	ug/kg	
129-00-0	Pyrene	ND	980	670	ug/kg	
110-86-1	Pyridine	ND	2000	220	ug/kg	
120-82-1	1,2,4-Trichlorobenzene	ND	490	330	ug/kg	

ND = Not detected MDL - Method Detection Limit

RL = Reporting Limit

E = Indicates value exceeds calibration range

J = Indicates an estimated value

B = Indicates analyte found in associated method blank

N = Indicates presumptive evidence of a compound

## Report of Analysis

<b>Client Sample ID:</b>	Z16,17-3.4	<b>Date Sampled:</b>	07/14/11
<b>Lab Sample ID:</b>	C17018-8	<b>Date Received:</b>	07/15/11
<b>Matrix:</b>	SO - Soil	<b>Percent Solids:</b>	n/a <sup>a</sup>
<b>Method:</b>	SW846 8270C SW846 3550B		
<b>Project:</b>	Romic Soil Investigation(Romic EPA) - 2081 Bay Road,East Palo Alto,CA		

### ABN Full List

CAS No.	Surrogate Recoveries	Run# 1	Run# 2	Limits
367-12-4	2-Fluorophenol	59%		20-100%
4165-62-2	Phenol-d5	61%		20-100%
118-79-6	2,4,6-Tribromophenol	85%		30-100%
4165-60-0	Nitrobenzene-d5	59%		20-100%
321-60-8	2-Fluorobiphenyl	61%		20-106%
1718-51-0	Terphenyl-d14	97%		55-130%

(a) All results reported on wet weight basis.

ND = Not detected      MDL - Method Detection Limit  
 RL = Reporting Limit  
 E = Indicates value exceeds calibration range

J = Indicates an estimated value  
 B = Indicates analyte found in associated method blank  
 N = Indicates presumptive evidence of a compound

## Report of Analysis

<b>Client Sample ID:</b> Z16,17-3.4	<b>Date Sampled:</b> 07/14/11
<b>Lab Sample ID:</b> C17018-8	<b>Date Received:</b> 07/15/11
<b>Matrix:</b> SO - Soil	<b>Percent Solids:</b> n/a <sup>a</sup>
<b>Method:</b> SW846 8015B	
<b>Project:</b> Romic Soil Investigation(Romic EPA) - 2081 Bay Road,East Palo Alto,CA	

Run #	File ID	DF	Analyzed	By	Prep Date	Prep Batch	Analytical Batch
Run #1	JK21318.D	1	07/27/11	TT	n/a	n/a	GJK882
Run #2							

Run #	Initial Weight
Run #1	5.11 g
Run #2	

### TPH Volatiles

CAS No.	Compound	Result	RL	MDL	Units	Q
	TPH-GRO (C6-C10)	ND	0.098	0.049	mg/kg	
CAS No.	Surrogate Recoveries	Run# 1	Run# 2	Limits		
98-08-8	aaa-Trifluorotoluene	99%		60-157%		

(a) All results reported on wet weight basis.

ND = Not detected      MDL - Method Detection Limit  
 RL = Reporting Limit  
 E = Indicates value exceeds calibration range

J = Indicates an estimated value  
 B = Indicates analyte found in associated method blank  
 N = Indicates presumptive evidence of a compound

## Report of Analysis

<b>Client Sample ID:</b> Z16,17-3.4		<b>Date Sampled:</b> 07/14/11
<b>Lab Sample ID:</b> C17018-8		<b>Date Received:</b> 07/15/11
<b>Matrix:</b> SO - Soil		<b>Percent Solids:</b> n/a <sup>a</sup>
<b>Method:</b> SW846 8081A SW846 3545A		
<b>Project:</b> Romc Soil Investigation(Romc EPA) - 2081 Bay Road, East Palo Alto, CA		

Run #1	File ID	DF	Analyzed	By	Prep Date	Prep Batch	Analytical Batch
Run #1	OO22767.D	2	07/26/11	RV	07/16/11	OP4244	G00728
Run #2							

Run #1	Initial Weight	Final Volume
Run #1	10.1 g	10.0 ml
Run #2		

**Pesticide PPL List**

CAS No.	Compound	Result	RL	MDL	Units	Q
309-00-2	Aldrin	ND	50	20	ug/kg	
319-84-6	alpha-BHC	ND	50	22	ug/kg	
319-85-7	beta-BHC	ND	50	6.9	ug/kg	
319-86-8	delta-BHC	ND	50	6.9	ug/kg	
58-89-9	gamma-BHC (Lindane)	ND	50	15	ug/kg	
12789-03-6	Chlordane	ND	200	200	ug/kg	
60-57-1	Dieldrin	ND	50	5.9	ug/kg	
72-54-8	4,4'-DDD	61.3	50	6.9	ug/kg	
72-55-9	4,4'-DDE	231	50	5.9	ug/kg	
50-29-3	4,4'-DDT	ND	50	5.9	ug/kg	
72-20-8	Endrin	ND	50	5.9	ug/kg	
7421-93-4	Endrin aldehyde	ND	50	12	ug/kg	
959-98-8	Endosulfan-I	ND	50	6.9	ug/kg	
33213-65-9	Endosulfan-II	ND	50	6.9	ug/kg	
1031-07-8	Endosulfan sulfate	ND	50	16	ug/kg	
76-44-8	Heptachlor	ND	50	12	ug/kg	
1024-57-3	Heptachlor epoxide	ND	50	7.9	ug/kg	
72-43-5	Methoxychlor	ND	50	6.9	ug/kg	
8001-35-2	Toxaphene	ND	200	200	ug/kg	

CAS No.	Surrogate Recoveries	Run# 1	Run# 2	Limits
877-09-8	Tetrachloro-m-xylene	60%		35-132%
877-09-8	Tetrachloro-m-xylene	68%		35-132%
2051-24-3	Decachlorobiphenyl	95%		35-132%
2051-24-3	Decachlorobiphenyl	108%		35-132%

(a) All results reported on wet weight basis.

ND = Not detected      MDL - Method Detection Limit      J = Indicates an estimated value  
 RL = Reporting Limit      B = Indicates analyte found in associated method blank  
 E = Indicates value exceeds calibration range      N = Indicates presumptive evidence of a compound

## Report of Analysis

<b>Client Sample ID:</b> Z16,17-3.4	<b>Date Sampled:</b> 07/14/11
<b>Lab Sample ID:</b> C17018-8	<b>Date Received:</b> 07/15/11
<b>Matrix:</b> SO - Soil	<b>Percent Solids:</b> n/a <sup>a</sup>
<b>Method:</b> SW846 8082 SW846 3545A	
<b>Project:</b> Romic Soil Investigation(Romic EPA) - 2081 Bay Road, East Palo Alto, CA	

Run #1	File ID	DF	Analyzed	By	Prep Date	Prep Batch	Analytical Batch
Run #1	PP20193.D	1	07/19/11	RV	07/16/11	OP4243	GPP687
Run #2							

Run #1	Initial Weight	Final Volume
Run #1	10.1 g	10.0 ml
Run #2		

**PCB List**

CAS No.	Compound	Result	RL	MDL	Units	Q
12674-11-2	Aroclor 1016	ND	99	17	ug/kg	
11104-28-2	Aroclor 1221	ND	99	50	ug/kg	
11141-16-5	Aroclor 1232	ND	99	50	ug/kg	
53469-21-9	Aroclor 1242	ND	99	50	ug/kg	
12672-29-6	Aroclor 1248	ND	99	50	ug/kg	
11097-69-1	Aroclor 1254	ND	99	50	ug/kg	
11096-82-5	Aroclor 1260	ND	99	20	ug/kg	

CAS No.	Surrogate Recoveries	Run# 1	Run# 2	Limits
877-09-8	Tetrachloro-m-xylene	51%		45-108%
877-09-8	Tetrachloro-m-xylene	53%		45-108%
2051-24-3	Decachlorobiphenyl	91%		54-121%
2051-24-3	Decachlorobiphenyl	76%		54-121%

(a) All results reported on wet weight basis.

ND = Not detected      MDL - Method Detection Limit  
 RL = Reporting Limit  
 E = Indicates value exceeds calibration range

J = Indicates an estimated value  
 B = Indicates analyte found in associated method blank  
 N = Indicates presumptive evidence of a compound



## Report of Analysis

<b>Client Sample ID:</b> Z16,17-3.4		<b>Date Sampled:</b> 07/14/11
<b>Lab Sample ID:</b> C17018-8		<b>Date Received:</b> 07/15/11
<b>Matrix:</b> SO - Soil		<b>Percent Solids:</b> n/a <sup>a</sup>
<b>Method:</b> SW846 8015B M SW846 3545A		
<b>Project:</b> Romic Soil Investigation(Romic EPA) - 2081 Bay Road, East Palo Alto, CA		

Run #	File ID	DF	Analyzed	By	Prep Date	Prep Batch	Analytical Batch
Run #1	GG27273.D	1	07/29/11	JH	07/27/11	OP4318	GGG732
Run #2							

Run #	Initial Weight	Final Volume
Run #1	10.0 g	1.0 ml
Run #2		

### TPH Extractable w/ Silica Gel Cleanup

CAS No.	Compound	Result	RL	MDL	Units	Q
	TPH (C10-C28)	ND	10	5.0	mg/kg	
	TPH (> C28-C40)	ND	20	10	mg/kg	

CAS No.	Surrogate Recoveries	Run# 1	Run# 2	Limits
630-01-3	Hexacosane	60%		45-140%

(a) All results reported on wet weight basis.

ND = Not detected      MDL - Method Detection Limit  
 RL = Reporting Limit

J = Indicates an estimated value  
 B = Indicates analyte found in associated method blank  
 N = Indicates presumptive evidence of a compound

## Report of Analysis

<b>Client Sample ID:</b> Z16,17-3.4	<b>Date Sampled:</b> 07/14/11
<b>Lab Sample ID:</b> C17018-8	<b>Date Received:</b> 07/15/11
<b>Matrix:</b> SO - Soil	<b>Percent Solids:</b> n/a <sup>a</sup>
<b>Project:</b> Romic Soil Investigation(Romic EPA) - 2081 Bay Road,East Palo Alto,CA	

## Metals Analysis

Analyte	Result	RL	Units	DF	Prep	Analyzed By	Method	Prep Method
Antimony	< 1.9	1.9	mg/kg	1	07/17/11	07/19/11 RS	SW846 6010B <sup>1</sup>	SW846 3050B <sup>3</sup>
Arsenic	52.4	1.9	mg/kg	1	07/17/11	07/19/11 RS	SW846 6010B <sup>1</sup>	SW846 3050B <sup>3</sup>
Barium	153	19	mg/kg	1	07/17/11	07/19/11 RS	SW846 6010B <sup>1</sup>	SW846 3050B <sup>3</sup>
Beryllium	< 0.94	0.94	mg/kg	1	07/17/11	07/19/11 RS	SW846 6010B <sup>1</sup>	SW846 3050B <sup>3</sup>
Cadmium	< 0.94	0.94	mg/kg	1	07/17/11	07/19/11 RS	SW846 6010B <sup>1</sup>	SW846 3050B <sup>3</sup>
Chromium	36.0	0.94	mg/kg	1	07/17/11	07/19/11 RS	SW846 6010B <sup>1</sup>	SW846 3050B <sup>3</sup>
Cobalt	8.2	0.94	mg/kg	1	07/17/11	07/19/11 RS	SW846 6010B <sup>1</sup>	SW846 3050B <sup>3</sup>
Copper	26.5	2.4	mg/kg	1	07/17/11	07/19/11 RS	SW846 6010B <sup>1</sup>	SW846 3050B <sup>3</sup>
Lead	18.7	1.9	mg/kg	1	07/17/11	07/19/11 RS	SW846 6010B <sup>1</sup>	SW846 3050B <sup>3</sup>
Mercury	0.048	0.040	mg/kg	1	07/18/11	07/19/11 RW	SW846 7471A <sup>2</sup>	SW846 7471A <sup>4</sup>
Molybdenum	< 1.9	1.9	mg/kg	1	07/17/11	07/19/11 RS	SW846 6010B <sup>1</sup>	SW846 3050B <sup>3</sup>
Nickel	35.9	0.94	mg/kg	1	07/17/11	07/19/11 RS	SW846 6010B <sup>1</sup>	SW846 3050B <sup>3</sup>
Selenium	< 1.9	1.9	mg/kg	1	07/17/11	07/19/11 RS	SW846 6010B <sup>1</sup>	SW846 3050B <sup>3</sup>
Silver	< 0.94	0.94	mg/kg	1	07/17/11	07/19/11 RS	SW846 6010B <sup>1</sup>	SW846 3050B <sup>3</sup>
Thallium <sup>b</sup>	< 3.8	3.8	mg/kg	1	07/17/11	07/19/11 RS	SW846 6010B <sup>1</sup>	SW846 3050B <sup>3</sup>
Vanadium	34.1	0.94	mg/kg	1	07/17/11	07/19/11 RS	SW846 6010B <sup>1</sup>	SW846 3050B <sup>3</sup>
Zinc	66.1	1.9	mg/kg	1	07/17/11	07/19/11 RS	SW846 6010B <sup>1</sup>	SW846 3050B <sup>3</sup>

(1) Instrument QC Batch: MA1993

(2) Instrument QC Batch: MA1994

(3) Prep QC Batch: MP3725

(4) Prep QC Batch: MP3736

(a) All results reported on wet weight basis.

(b) Elevated reporting limit(s) due to matrix interference.

RL = Reporting Limit

## Report of Analysis

<b>Client Sample ID:</b>	Z16,17-6.4	<b>Date Sampled:</b>	07/14/11
<b>Lab Sample ID:</b>	C17018-9	<b>Date Received:</b>	07/15/11
<b>Matrix:</b>	SO - Soil	<b>Percent Solids:</b>	n/a <sup>a</sup>
<b>Method:</b>	SW846 8260B	<b>Project:</b> Romic Soil Investigation(Romic EPA) - 2081 Bay Road,East Palo Alto,CA	

Run #	File ID	DF	Analyzed	By	Prep Date	Prep Batch	Analytical Batch
Run #1 <sup>b</sup>	G0073765.D	1	07/21/11	AFL	n/a	n/a	F:VG2754
Run #2							

Run #	Initial Weight
Run #1	5.77 g
Run #2	

## VOA 8260 List

CAS No.	Compound	Result	RL	MDL	Units	Q
67-64-1	Acetone <sup>c</sup>	ND	43	17	ug/kg	
71-43-2	Benzene	ND	4.3	1.3	ug/kg	
108-86-1	Bromobenzene	ND	4.3	1.2	ug/kg	
74-97-5	Bromochloromethane	ND	4.3	1.2	ug/kg	
75-27-4	Bromodichloromethane	ND	4.3	0.95	ug/kg	
75-25-2	Bromoform	ND	4.3	1.3	ug/kg	
104-51-8	n-Butylbenzene	ND	4.3	1.1	ug/kg	
135-98-8	sec-Butylbenzene	ND	4.3	1.4	ug/kg	
98-06-6	tert-Butylbenzene	ND	4.3	1.0	ug/kg	
108-90-7	Chlorobenzene	ND	4.3	0.87	ug/kg	
75-00-3	Chloroethane	ND	4.3	1.7	ug/kg	
67-66-3	Chloroform	ND	4.3	1.0	ug/kg	
95-49-8	o-Chlorotoluene	ND	4.3	1.0	ug/kg	
106-43-4	p-Chlorotoluene	ND	4.3	1.0	ug/kg	
56-23-5	Carbon tetrachloride	ND	4.3	1.6	ug/kg	
75-34-3	1,1-Dichloroethane	ND	4.3	0.95	ug/kg	
75-35-4	1,1-Dichloroethylene	ND	4.3	1.2	ug/kg	
563-58-6	1,1-Dichloropropene	ND	4.3	1.1	ug/kg	
96-12-8	1,2-Dibromo-3-chloropropane	ND	4.3	2.0	ug/kg	
106-93-4	1,2-Dibromoethane	ND	4.3	0.87	ug/kg	
107-06-2	1,2-Dichloroethane	ND	4.3	0.87	ug/kg	
78-87-5	1,2-Dichloropropane	ND	4.3	1.0	ug/kg	
142-28-9	1,3-Dichloropropane	ND	4.3	0.87	ug/kg	
108-20-3	Di-Isopropyl ether	ND	4.3	0.87	ug/kg	
594-20-7	2,2-Dichloropropane	ND	4.3	1.2	ug/kg	
124-48-1	Dibromochloromethane	ND	4.3	0.87	ug/kg	
75-71-8	Dichlorodifluoromethane	ND	4.3	1.3	ug/kg	
156-59-2	cis-1,2-Dichloroethylene	ND	4.3	1.3	ug/kg	
10061-01-5	cis-1,3-Dichloropropene	ND	4.3	0.87	ug/kg	
541-73-1	m-Dichlorobenzene	ND	4.3	1.0	ug/kg	
95-50-1	o-Dichlorobenzene	ND	4.3	0.95	ug/kg	
106-46-7	p-Dichlorobenzene	ND	4.3	0.95	ug/kg	

ND = Not detected MDL - Method Detection Limit

RL = Reporting Limit

E = Indicates value exceeds calibration range

J = Indicates an estimated value

B = Indicates analyte found in associated method blank

N = Indicates presumptive evidence of a compound

## Report of Analysis

<b>Client Sample ID:</b>	Z16,17-6.4	<b>Date Sampled:</b>	07/14/11
<b>Lab Sample ID:</b>	C17018-9	<b>Date Received:</b>	07/15/11
<b>Matrix:</b>	SO - Soil	<b>Percent Solids:</b>	n/a <sup>a</sup>
<b>Method:</b>	SW846 8260B		
<b>Project:</b>	Romic Soil Investigation(Romic EPA) - 2081 Bay Road,East Palo Alto,CA		

## VOA 8260 List

CAS No.	Compound	Result	RL	MDL	Units	Q
156-60-5	trans-1,2-Dichloroethylene	ND	4.3	1.3	ug/kg	
10061-02-6	trans-1,3-Dichloropropene	ND	4.3	0.95	ug/kg	
100-41-4	Ethylbenzene	ND	4.3	0.87	ug/kg	
637-92-3	Ethyl tert-Butyl Ether	ND	4.3	1.1	ug/kg	
591-78-6	2-Hexanone	ND	22	4.7	ug/kg	
87-68-3	Hexachlorobutadiene	ND	4.3	1.7	ug/kg	
98-82-8	Isopropylbenzene	ND	4.3	0.95	ug/kg	
99-87-6	p-Isopropyltoluene	ND	4.3	1.0	ug/kg	
108-10-1	4-Methyl-2-pentanone	ND	22	4.8	ug/kg	
74-83-9	Methyl bromide <sup>d</sup>	ND	4.3	1.7	ug/kg	
74-87-3	Methyl chloride	ND	4.3	1.7	ug/kg	
74-95-3	Methylene bromide	ND	4.3	1.3	ug/kg	
75-09-2	Methylene chloride	ND	8.7	4.0	ug/kg	
78-93-3	Methyl ethyl ketone	ND	22	5.3	ug/kg	
1634-04-4	Methyl Tert Butyl Ether	2.0	4.3	1.7	ug/kg	J
91-20-3	Naphthalene	ND	4.3	1.7	ug/kg	
103-65-1	n-Propylbenzene	ND	4.3	1.2	ug/kg	
100-42-5	Styrene	ND	4.3	2.3	ug/kg	
994-05-8	Tert-Amyl Methyl Ether	ND	4.3	1.1	ug/kg	
75-65-0	Tert Butyl Alcohol	ND	43	17	ug/kg	
630-20-6	1,1,1,2-Tetrachloroethane	ND	4.3	0.87	ug/kg	
71-55-6	1,1,1-Trichloroethane	ND	4.3	0.95	ug/kg	
79-34-5	1,1,2,2-Tetrachloroethane	ND	4.3	1.0	ug/kg	
79-00-5	1,1,2-Trichloroethane	ND	4.3	0.95	ug/kg	
87-61-6	1,2,3-Trichlorobenzene	ND	4.3	0.87	ug/kg	
96-18-4	1,2,3-Trichloropropane	ND	4.3	1.5	ug/kg	
120-82-1	1,2,4-Trichlorobenzene	ND	4.3	1.0	ug/kg	
95-63-6	1,2,4-Trimethylbenzene	ND	4.3	0.95	ug/kg	
108-67-8	1,3,5-Trimethylbenzene	ND	4.3	1.1	ug/kg	
127-18-4	Tetrachloroethylene	ND	4.3	0.87	ug/kg	
108-88-3	Toluene	ND	4.3	1.0	ug/kg	
79-01-6	Trichloroethylene	ND	4.3	1.0	ug/kg	
75-69-4	Trichlorofluoromethane	ND	4.3	1.7	ug/kg	
75-01-4	Vinyl chloride	1.8	4.3	1.3	ug/kg	J
1330-20-7	Xylene (total)	ND	13	2.8	ug/kg	

CAS No.	Surrogate Recoveries	Run# 1	Run# 2	Limits
1868-53-7	Dibromofluoromethane	99%		80-121%
2037-26-5	Toluene-D8	90%		71-130%

ND = Not detected MDL - Method Detection Limit

RL = Reporting Limit

E = Indicates value exceeds calibration range

J = Indicates an estimated value

B = Indicates analyte found in associated method blank

N = Indicates presumptive evidence of a compound

## Report of Analysis

<b>Client Sample ID:</b> Z16,17-6.4		<b>Date Sampled:</b> 07/14/11
<b>Lab Sample ID:</b> C17018-9		<b>Date Received:</b> 07/15/11
<b>Matrix:</b> SO - Soil		<b>Percent Solids:</b> n/a <sup>a</sup>
<b>Method:</b> SW846 8260B		
<b>Project:</b> Romic Soil Investigation(Romic EPA) - 2081 Bay Road,East Palo Alto,CA		

**VOA 8260 List**

CAS No.	Surrogate Recoveries	Run# 1	Run# 2	Limits
460-00-4	4-Bromofluorobenzene	101%		59-148%
17060-07-0	1,2-Dichloroethane-D4	85%		77-123%

- (a) All results reported on wet weight basis.
- (b) Pre-weighed vials were altered in the field; sample weights are estimated. Soil vials were not preserved within 48 hours of sampling. Analysis performed at Accutest Laboratories, Orlando FL.
- (c) ICV and associated BS recovery outside control limits.
- (d) Initial calibration not valid for this compound.

ND = Not detected      MDL - Method Detection Limit  
 RL = Reporting Limit  
 E = Indicates value exceeds calibration range

J = Indicates an estimated value  
 B = Indicates analyte found in associated method blank  
 N = Indicates presumptive evidence of a compound

## Report of Analysis

<b>Client Sample ID:</b>	Z16,17-6.4	<b>Date Sampled:</b>	07/14/11
<b>Lab Sample ID:</b>	C17018-9	<b>Date Received:</b>	07/15/11
<b>Matrix:</b>	SO - Soil	<b>Percent Solids:</b>	n/a <sup>a</sup>
<b>Method:</b>	SW846 8270C SW846 3550B	<b>Project:</b> Romic Soil Investigation(Romic EPA) - 2081 Bay Road, East Palo Alto, CA	

Run #1	File ID	DF	Analyzed	By	Prep Date	Prep Batch	Analytical Batch
Run #1	Y8878.D	1	07/19/11	MT	07/18/11	OP4247	EY424
Run #2							

Run #1	Initial Weight	Final Volume
Run #1	10.2 g	1.0 ml
Run #2		

## ABN Full List

CAS No.	Compound	Result	RL	MDL	Units	Q
65-85-0	Benzoic acid	ND	980	870	ug/kg	
95-57-8	2-Chlorophenol	ND	980	670	ug/kg	
59-50-7	4-Chloro-3-methyl phenol	ND	490	410	ug/kg	
120-83-2	2,4-Dichlorophenol	ND	490	140	ug/kg	
105-67-9	2,4-Dimethylphenol	ND	490	150	ug/kg	
51-28-5	2,4-Dinitrophenol	ND	2500	830	ug/kg	
534-52-1	4,6-Dinitro-o-cresol	ND	2000	1000	ug/kg	
95-48-7	2-Methylphenol	ND	490	170	ug/kg	
	3&4-Methylphenol	ND	490	150	ug/kg	
88-75-5	2-Nitrophenol	ND	490	130	ug/kg	
100-02-7	4-Nitrophenol	ND	2000	1200	ug/kg	
87-86-5	Pentachlorophenol	ND	490	410	ug/kg	
108-95-2	Phenol	ND	2000	1300	ug/kg	
95-95-4	2,4,5-Trichlorophenol	ND	490	120	ug/kg	
88-06-2	2,4,6-Trichlorophenol	ND	490	160	ug/kg	
83-32-9	Acenaphthene	ND	980	490	ug/kg	
208-96-8	Acenaphthylene	ND	490	200	ug/kg	
62-53-3	Aniline	ND	490	140	ug/kg	
120-12-7	Anthracene	ND	490	98	ug/kg	
103-33-3	Azobenzene	ND	490	170	ug/kg	
92-87-5	Benzidine	ND	2500	720	ug/kg	
56-55-3	Benzo(a)anthracene	ND	490	69	ug/kg	
50-32-8	Benzo(a)pyrene	ND	490	88	ug/kg	
205-99-2	Benzo(b)fluoranthene	ND	490	59	ug/kg	
191-24-2	Benzo(g,h,i)perylene	ND	490	150	ug/kg	
207-08-9	Benzo(k)fluoranthene	ND	490	120	ug/kg	
101-55-3	4-Bromophenyl phenyl ether	ND	490	150	ug/kg	
85-68-7	Butyl benzyl phthalate	ND	490	110	ug/kg	
100-51-6	Benzyl Alcohol	ND	980	160	ug/kg	
91-58-7	2-Chloronaphthalene	ND	490	180	ug/kg	
106-47-8	4-Chloroaniline	ND	490	140	ug/kg	
86-74-8	Carbazole	ND	490	78	ug/kg	

ND = Not detected MDL - Method Detection Limit

RL = Reporting Limit

E = Indicates value exceeds calibration range

J = Indicates an estimated value

B = Indicates analyte found in associated method blank

N = Indicates presumptive evidence of a compound

## Report of Analysis

<b>Client Sample ID:</b>	Z16,17-6.4	<b>Date Sampled:</b>	07/14/11
<b>Lab Sample ID:</b>	C17018-9	<b>Date Received:</b>	07/15/11
<b>Matrix:</b>	SO - Soil	<b>Percent Solids:</b>	n/a <sup>a</sup>
<b>Method:</b>	SW846 8270C SW846 3550B		
<b>Project:</b>	Romic Soil Investigation(Romic EPA) - 2081 Bay Road,East Palo Alto,CA		

## ABN Full List

CAS No.	Compound	Result	RL	MDL	Units	Q
218-01-9	Chrysene	ND	490	98	ug/kg	
111-91-1	bis(2-Chloroethoxy)methane	ND	490	180	ug/kg	
111-44-4	bis(2-Chloroethyl)ether	ND	490	230	ug/kg	
108-60-1	bis(2-Chloroisopropyl)ether	ND	490	260	ug/kg	
7005-72-3	4-Chlorophenyl phenyl ether	ND	490	190	ug/kg	
95-50-1	1,2-Dichlorobenzene	ND	490	160	ug/kg	
541-73-1	1,3-Dichlorobenzene	ND	490	150	ug/kg	
106-46-7	1,4-Dichlorobenzene	ND	490	410	ug/kg	
121-14-2	2,4-Dinitrotoluene	ND	490	450	ug/kg	
606-20-2	2,6-Dinitrotoluene	ND	980	310	ug/kg	
91-94-1	3,3'-Dichlorobenzidine	ND	2500	140	ug/kg	
53-70-3	Dibenzo(a,h)anthracene	ND	490	130	ug/kg	
132-64-9	Dibenzofuran	ND	490	160	ug/kg	
122-39-4	Diphenylamine	ND	490	120	ug/kg	
84-74-2	Di-n-butyl phthalate	ND	490	98	ug/kg	
117-84-0	Di-n-octyl phthalate	ND	490	130	ug/kg	
84-66-2	Diethyl phthalate	ND	490	170	ug/kg	
131-11-3	Dimethyl phthalate	ND	490	180	ug/kg	
117-81-7	bis(2-Ethylhexyl)phthalate	ND	490	220	ug/kg	
206-44-0	Fluoranthene	ND	490	98	ug/kg	
86-73-7	Fluorene	ND	490	180	ug/kg	
118-74-1	Hexachlorobenzene	ND	490	130	ug/kg	
87-68-3	Hexachlorobutadiene	ND	490	190	ug/kg	
77-47-4	Hexachlorocyclopentadiene	ND	490	140	ug/kg	
67-72-1	Hexachloroethane	ND	490	160	ug/kg	
193-39-5	Indeno(1,2,3-cd)pyrene	ND	490	140	ug/kg	
78-59-1	Isophorone	ND	490	170	ug/kg	
90-12-0	1-Methylnaphthalene	ND	490	160	ug/kg	
91-57-6	2-Methylnaphthalene	ND	490	160	ug/kg	
88-74-4	2-Nitroaniline	ND	490	120	ug/kg	
99-09-2	3-Nitroaniline	ND	490	120	ug/kg	
100-01-6	4-Nitroaniline	ND	490	290	ug/kg	
91-20-3	Naphthalene	ND	490	170	ug/kg	
98-95-3	Nitrobenzene	ND	490	160	ug/kg	
62-75-9	N-Nitrosodimethylamine	ND	4900	2200	ug/kg	
621-64-7	N-Nitroso-di-n-propylamine	ND	980	540	ug/kg	
85-01-8	Phenanthrene	ND	490	110	ug/kg	
129-00-0	Pyrene	ND	980	670	ug/kg	
110-86-1	Pyridine	ND	2000	220	ug/kg	
120-82-1	1,2,4-Trichlorobenzene	ND	490	330	ug/kg	

ND = Not detected MDL - Method Detection Limit

RL = Reporting Limit

E = Indicates value exceeds calibration range

J = Indicates an estimated value

B = Indicates analyte found in associated method blank

N = Indicates presumptive evidence of a compound

## Report of Analysis

<b>Client Sample ID:</b>	Z16,17-6.4	<b>Date Sampled:</b>	07/14/11
<b>Lab Sample ID:</b>	C17018-9	<b>Date Received:</b>	07/15/11
<b>Matrix:</b>	SO - Soil	<b>Percent Solids:</b>	n/a <sup>a</sup>
<b>Method:</b>	SW846 8270C SW846 3550B		
<b>Project:</b>	Romic Soil Investigation(Romic EPA) - 2081 Bay Road,East Palo Alto,CA		

## ABN Full List

CAS No.	Surrogate Recoveries	Run# 1	Run# 2	Limits
367-12-4	2-Fluorophenol	79%		20-100%
4165-62-2	Phenol-d5	81%		20-100%
118-79-6	2,4,6-Tribromophenol	91%		30-100%
4165-60-0	Nitrobenzene-d5	80%		20-100%
321-60-8	2-Fluorobiphenyl	80%		20-106%
1718-51-0	Terphenyl-d14	100%		55-130%

(a) All results reported on wet weight basis.

ND = Not detected      MDL - Method Detection Limit  
 RL = Reporting Limit  
 E = Indicates value exceeds calibration range

J = Indicates an estimated value  
 B = Indicates analyte found in associated method blank  
 N = Indicates presumptive evidence of a compound



## Report of Analysis

<b>Client Sample ID:</b> Z16,17-6.4	
<b>Lab Sample ID:</b> C17018-9	<b>Date Sampled:</b> 07/14/11
<b>Matrix:</b> SO - Soil	<b>Date Received:</b> 07/15/11
<b>Method:</b> SW846 8015B	<b>Percent Solids:</b> n/a <sup>a</sup>
<b>Project:</b> Romic Soil Investigation(Romic EPA) - 2081 Bay Road,East Palo Alto,CA	

	File ID	DF	Analyzed	By	Prep Date	Prep Batch	Analytical Batch
Run #1	JK21319.D	1	07/27/11	TT	n/a	n/a	GJK882
Run #2							

	Initial Weight
Run #1	5.27 g
Run #2	

### TPH Volatiles

CAS No.	Compound	Result	RL	MDL	Units	Q
	TPH-GRO (C6-C10)	ND	0.095	0.047	mg/kg	
CAS No.	Surrogate Recoveries	Run# 1	Run# 2	Limits		
98-08-8	aaa-Trifluorotoluene	92%		60-157%		

(a) All results reported on wet weight basis.

ND = Not detected      MDL - Method Detection Limit  
 RL = Reporting Limit  
 E = Indicates value exceeds calibration range

J = Indicates an estimated value  
 B = Indicates analyte found in associated method blank  
 N = Indicates presumptive evidence of a compound

## Report of Analysis

<b>Client Sample ID:</b> Z16,17-6.4		<b>Date Sampled:</b> 07/14/11
<b>Lab Sample ID:</b> C17018-9		<b>Date Received:</b> 07/15/11
<b>Matrix:</b> SO - Soil		<b>Percent Solids:</b> n/a <sup>a</sup>
<b>Method:</b> SW846 8081A SW846 3545A		
<b>Project:</b> Romc Soil Investigation(Romc EPA) - 2081 Bay Road, East Palo Alto, CA		

Run #1	File ID	DF	Analyzed	By	Prep Date	Prep Batch	Analytical Batch
Run #1	OO22770.D	1	07/26/11	RV	07/16/11	OP4244	G00728
Run #2							

Run #1	Initial Weight	Final Volume
Run #1	10.2 g	10.0 ml
Run #2		

**Pesticide PPL List**

CAS No.	Compound	Result	RL	MDL	Units	Q
309-00-2	Aldrin	ND	25	9.8	ug/kg	
319-84-6	alpha-BHC	ND	25	11	ug/kg	
319-85-7	beta-BHC	ND	25	3.4	ug/kg	
319-86-8	delta-BHC	ND	25	3.4	ug/kg	
58-89-9	gamma-BHC (Lindane)	ND	25	7.4	ug/kg	
12789-03-6	Chlordane	ND	98	98	ug/kg	
60-57-1	Dieldrin	ND	25	2.9	ug/kg	
72-54-8	4,4' -DDD	ND	25	3.4	ug/kg	
72-55-9	4,4' -DDE	ND	25	2.9	ug/kg	
50-29-3	4,4' -DDT	ND	25	2.9	ug/kg	
72-20-8	Endrin	ND	25	2.9	ug/kg	
7421-93-4	Endrin aldehyde	ND	25	5.9	ug/kg	
959-98-8	Endosulfan-I	ND	25	3.4	ug/kg	
33213-65-9	Endosulfan-II	ND	25	3.4	ug/kg	
1031-07-8	Endosulfan sulfate	ND	25	7.8	ug/kg	
76-44-8	Heptachlor	ND	25	5.9	ug/kg	
1024-57-3	Heptachlor epoxide	ND	25	3.9	ug/kg	
72-43-5	Methoxychlor	ND	25	3.4	ug/kg	
8001-35-2	Toxaphene	ND	98	98	ug/kg	

CAS No.	Surrogate Recoveries	Run# 1	Run# 2	Limits
877-09-8	Tetrachloro-m-xylene	56%		35-132%
877-09-8	Tetrachloro-m-xylene	57%		35-132%
2051-24-3	Decachlorobiphenyl	75%		35-132%
2051-24-3	Decachlorobiphenyl	91%		35-132%

(a) All results reported on wet weight basis.

ND = Not detected      MDL - Method Detection Limit      J = Indicates an estimated value  
 RL = Reporting Limit      B = Indicates analyte found in associated method blank  
 E = Indicates value exceeds calibration range      N = Indicates presumptive evidence of a compound

## Report of Analysis

<b>Client Sample ID:</b> Z16,17-6.4		<b>Date Sampled:</b> 07/14/11
<b>Lab Sample ID:</b> C17018-9		<b>Date Received:</b> 07/15/11
<b>Matrix:</b> SO - Soil		<b>Percent Solids:</b> n/a <sup>a</sup>
<b>Method:</b> SW846 8082 SW846 3545A		
<b>Project:</b> Romic Soil Investigation(Romic EPA) - 2081 Bay Road, East Palo Alto, CA		

Run #1	File ID	DF	Analyzed	By	Prep Date	Prep Batch	Analytical Batch
Run #1	PP20194.D	1	07/19/11	RV	07/16/11	OP4243	GPP687
Run #2							

Run #1	Initial Weight	Final Volume
Run #1	10.2 g	10.0 ml
Run #2		

**PCB List**

CAS No.	Compound	Result	RL	MDL	Units	Q
12674-11-2	Aroclor 1016	ND	98	17	ug/kg	
11104-28-2	Aroclor 1221	ND	98	49	ug/kg	
11141-16-5	Aroclor 1232	ND	98	49	ug/kg	
53469-21-9	Aroclor 1242	ND	98	49	ug/kg	
12672-29-6	Aroclor 1248	ND	98	49	ug/kg	
11097-69-1	Aroclor 1254	ND	98	49	ug/kg	
11096-82-5	Aroclor 1260	ND	98	20	ug/kg	

CAS No.	Surrogate Recoveries	Run# 1	Run# 2	Limits
877-09-8	Tetrachloro-m-xylene	53%		45-108%
877-09-8	Tetrachloro-m-xylene	52%		45-108%
2051-24-3	Decachlorobiphenyl	86%		54-121%
2051-24-3	Decachlorobiphenyl	73%		54-121%

(a) All results reported on wet weight basis.

ND = Not detected      MDL - Method Detection Limit  
 RL = Reporting Limit  
 E = Indicates value exceeds calibration range

J = Indicates an estimated value  
 B = Indicates analyte found in associated method blank  
 N = Indicates presumptive evidence of a compound

## Report of Analysis

<b>Client Sample ID:</b> Z16,17-6.4		<b>Date Sampled:</b> 07/14/11
<b>Lab Sample ID:</b> C17018-9		<b>Date Received:</b> 07/15/11
<b>Matrix:</b> SO - Soil		<b>Percent Solids:</b> n/a <sup>a</sup>
<b>Method:</b> SW846 8015B M SW846 3545A		
<b>Project:</b> Romc Soil Investigation(Romc EPA) - 2081 Bay Road, East Palo Alto, CA		

Run #	File ID	DF	Analyzed	By	Prep Date	Prep Batch	Analytical Batch
Run #1	HH15334.D	1	07/21/11	JH	07/19/11	OP4263	GHH526
Run #2							

Run #	Initial Weight	Final Volume
Run #1	10.0 g	1.0 ml
Run #2		

**TPH Extractable w/ Silica Gel Cleanup**

CAS No.	Compound	Result	RL	MDL	Units	Q
	TPH (C10-C28)	ND	10	5.0	mg/kg	
	TPH (> C28-C40)	ND	20	10	mg/kg	

CAS No.	Surrogate Recoveries	Run# 1	Run# 2	Limits
630-01-3	Hexacosane	57%		45-140%

(a) All results reported on wet weight basis.

ND = Not detected      MDL - Method Detection Limit  
 RL = Reporting Limit

J = Indicates an estimated value  
 B = Indicates analyte found in associated method blank  
 N = Indicates presumptive evidence of a compound

## Report of Analysis

<b>Client Sample ID:</b> Z16,17-6.4	<b>Date Sampled:</b> 07/14/11
<b>Lab Sample ID:</b> C17018-9	<b>Date Received:</b> 07/15/11
<b>Matrix:</b> SO - Soil	<b>Percent Solids:</b> n/a <sup>a</sup>
<b>Project:</b> Romic Soil Investigation(Romic EPA) - 2081 Bay Road,East Palo Alto,CA	

## Metals Analysis

Analyte	Result	RL	Units	DF	Prep	Analyzed By	Method	Prep Method
Antimony	< 1.9	1.9	mg/kg	1	07/17/11	07/20/11 RS	SW846 6010B <sup>1</sup>	SW846 3050B <sup>3</sup>
Arsenic	4.3	1.9	mg/kg	1	07/17/11	07/20/11 RS	SW846 6010B <sup>1</sup>	SW846 3050B <sup>3</sup>
Barium	122	19	mg/kg	1	07/17/11	07/20/11 RS	SW846 6010B <sup>1</sup>	SW846 3050B <sup>3</sup>
Beryllium	< 0.93	0.93	mg/kg	1	07/17/11	07/20/11 RS	SW846 6010B <sup>1</sup>	SW846 3050B <sup>3</sup>
Cadmium	< 0.93	0.93	mg/kg	1	07/17/11	07/20/11 RS	SW846 6010B <sup>1</sup>	SW846 3050B <sup>3</sup>
Chromium	33.3	0.93	mg/kg	1	07/17/11	07/20/11 RS	SW846 6010B <sup>1</sup>	SW846 3050B <sup>3</sup>
Cobalt	7.4	0.93	mg/kg	1	07/17/11	07/20/11 RS	SW846 6010B <sup>1</sup>	SW846 3050B <sup>3</sup>
Copper	17.1	2.3	mg/kg	1	07/17/11	07/20/11 RS	SW846 6010B <sup>1</sup>	SW846 3050B <sup>3</sup>
Lead	5.8	1.9	mg/kg	1	07/17/11	07/20/11 RS	SW846 6010B <sup>1</sup>	SW846 3050B <sup>3</sup>
Mercury	0.038	0.037	mg/kg	1	07/18/11	07/19/11 RW	SW846 7471A <sup>2</sup>	SW846 7471A <sup>4</sup>
Molybdenum	< 1.9	1.9	mg/kg	1	07/17/11	07/20/11 RS	SW846 6010B <sup>1</sup>	SW846 3050B <sup>3</sup>
Nickel	39.7	0.93	mg/kg	1	07/17/11	07/20/11 RS	SW846 6010B <sup>1</sup>	SW846 3050B <sup>3</sup>
Selenium	< 1.9	1.9	mg/kg	1	07/17/11	07/20/11 RS	SW846 6010B <sup>1</sup>	SW846 3050B <sup>3</sup>
Silver	< 0.93	0.93	mg/kg	1	07/17/11	07/20/11 RS	SW846 6010B <sup>1</sup>	SW846 3050B <sup>3</sup>
Thallium	< 1.9	1.9	mg/kg	1	07/17/11	07/20/11 RS	SW846 6010B <sup>1</sup>	SW846 3050B <sup>3</sup>
Vanadium	33.8	0.93	mg/kg	1	07/17/11	07/20/11 RS	SW846 6010B <sup>1</sup>	SW846 3050B <sup>3</sup>
Zinc	47.6	1.9	mg/kg	1	07/17/11	07/20/11 RS	SW846 6010B <sup>1</sup>	SW846 3050B <sup>3</sup>

(1) Instrument QC Batch: MA1993

(2) Instrument QC Batch: MA1994

(3) Prep QC Batch: MP3725

(4) Prep QC Batch: MP3736

(a) All results reported on wet weight basis.

RL = Reporting Limit

## Report of Analysis

<b>Client Sample ID:</b>	P16-2.9	
<b>Lab Sample ID:</b>	C17018-10	<b>Date Sampled:</b> 07/14/11
<b>Matrix:</b>	SO - Soil	<b>Date Received:</b> 07/15/11
<b>Method:</b>	SW846 8260B	<b>Percent Solids:</b> n/a
<b>Project:</b>	Romic Soil Investigation(Romic EPA) - 2081 Bay Road, East Palo Alto, CA	

	File ID	DF	Analyzed	By	Prep Date	Prep Batch	Analytical Batch
Run #1 <sup>a</sup>	G0073766.D	1	07/21/11	AFL	n/a	n/a	F:VG2754
Run #2 <sup>a</sup>	G0073790.D	10	07/22/11	AFL	n/a	n/a	F:VG2755
Run #3 <sup>b</sup>	G0073998.D	10	08/02/11	AFL	n/a	n/a	F:VG2762

	Initial Weight	Final Volume	Methanol Aliquot
Run #1	6.45 g	5.0 ml	10.0 ul
Run #2	6.45 g	5.0 ml	10.0 ul
Run #3	6.45 g	5.0 ml	5.0 ul

## VOA 8260 List

CAS No.	Compound	Result	RL	MDL	Units	Q
67-64-1	Acetone <sup>c</sup>	12000	19000	7800	ug/kg	J
71-43-2	Benzene	ND	1900	580	ug/kg	
108-86-1	Bromobenzene	ND	1900	540	ug/kg	
74-97-5	Bromochloromethane	ND	1900	540	ug/kg	
75-27-4	Bromodichloromethane	ND	1900	430	ug/kg	
75-25-2	Bromoform	ND	1900	580	ug/kg	
104-51-8	n-Butylbenzene	4060	1900	500	ug/kg	
135-98-8	sec-Butylbenzene	3020	1900	620	ug/kg	
98-06-6	tert-Butylbenzene	ND	1900	470	ug/kg	
108-90-7	Chlorobenzene	ND	1900	390	ug/kg	
75-00-3	Chloroethane	ND	1900	780	ug/kg	
67-66-3	Chloroform	ND	1900	470	ug/kg	
95-49-8	o-Chlorotoluene	ND	1900	470	ug/kg	
106-43-4	p-Chlorotoluene	ND	1900	470	ug/kg	
56-23-5	Carbon tetrachloride	ND	1900	700	ug/kg	
75-34-3	1,1-Dichloroethane	871	1900	430	ug/kg	J
75-35-4	1,1-Dichloroethylene	ND	1900	540	ug/kg	
563-58-6	1,1-Dichloropropene	ND	1900	500	ug/kg	
96-12-8	1,2-Dibromo-3-chloropropane	ND	1900	890	ug/kg	
106-93-4	1,2-Dibromoethane	ND	1900	390	ug/kg	
107-06-2	1,2-Dichloroethane	ND	1900	390	ug/kg	
78-87-5	1,2-Dichloropropane	ND	1900	470	ug/kg	
142-28-9	1,3-Dichloropropane	ND	1900	390	ug/kg	
108-20-3	Di-Isopropyl ether	ND	1900	390	ug/kg	
594-20-7	2,2-Dichloropropane	ND	1900	540	ug/kg	
124-48-1	Dibromochloromethane	ND	1900	390	ug/kg	
75-71-8	Dichlorodifluoromethane	ND	1900	580	ug/kg	
156-59-2	cis-1,2-Dichloroethylene	5960	1900	580	ug/kg	
10061-01-5	cis-1,3-Dichloropropene	ND	1900	390	ug/kg	
541-73-1	m-Dichlorobenzene	ND	1900	470	ug/kg	

ND = Not detected MDL - Method Detection Limit

J = Indicates an estimated value

RL = Reporting Limit

B = Indicates analyte found in associated method blank

E = Indicates value exceeds calibration range

N = Indicates presumptive evidence of a compound

## Report of Analysis

<b>Client Sample ID:</b>	P16-2.9		
<b>Lab Sample ID:</b>	C17018-10	<b>Date Sampled:</b>	07/14/11
<b>Matrix:</b>	SO - Soil	<b>Date Received:</b>	07/15/11
<b>Method:</b>	SW846 8260B	<b>Percent Solids:</b>	n/a
<b>Project:</b>	Romic Soil Investigation(Romic EPA) - 2081 Bay Road, East Palo Alto, CA		

## VOA 8260 List

CAS No.	Compound	Result	RL	MDL	Units	Q
95-50-1	o-Dichlorobenzene	ND	1900	430	ug/kg	
106-46-7	p-Dichlorobenzene	ND	1900	430	ug/kg	
156-60-5	trans-1,2-Dichloroethylene	ND	1900	580	ug/kg	
10061-02-6	trans-1,3-Dichloropropene	ND	1900	430	ug/kg	
100-41-4	Ethylbenzene	61500	1900	390	ug/kg	
637-92-3	Ethyl tert-Butyl Ether	ND	1900	500	ug/kg	
591-78-6	2-Hexanone	ND	9700	2100	ug/kg	
87-68-3	Hexachlorobutadiene	ND	1900	780	ug/kg	
98-82-8	Isopropylbenzene	3770	1900	430	ug/kg	
99-87-6	p-Isopropyltoluene	5760	1900	470	ug/kg	
108-10-1	4-Methyl-2-pentanone	3540	9700	2100	ug/kg	J
74-83-9	Methyl bromide	ND	1900	780	ug/kg	
74-87-3	Methyl chloride	ND	1900	780	ug/kg	
74-95-3	Methylene bromide	ND	1900	580	ug/kg	
75-09-2	Methylene chloride	ND	3900	1800	ug/kg	
78-93-3	Methyl ethyl ketone	13700	9700	2400	ug/kg	
1634-04-4	Methyl Tert Butyl Ether	ND	1900	780	ug/kg	
91-20-3	Naphthalene	9100	1900	780	ug/kg	
103-65-1	n-Propylbenzene	7650	1900	540	ug/kg	
100-42-5	Styrene	ND	1900	1000	ug/kg	
994-05-8	Tert-Amyl Methyl Ether	ND	1900	500	ug/kg	
75-65-0	Tert Butyl Alcohol	ND	19000	7800	ug/kg	
630-20-6	1,1,1,2-Tetrachloroethane	ND	1900	390	ug/kg	
71-55-6	1,1,1-Trichloroethane	ND	1900	430	ug/kg	
79-34-5	1,1,2,2-Tetrachloroethane	ND	1900	470	ug/kg	
79-00-5	1,1,2-Trichloroethane	ND	1900	430	ug/kg	
87-61-6	1,2,3-Trichlorobenzene	ND	1900	390	ug/kg	
96-18-4	1,2,3-Trichloropropane	ND	1900	660	ug/kg	
120-82-1	1,2,4-Trichlorobenzene	ND	1900	470	ug/kg	
95-63-6	1,2,4-Trimethylbenzene	65200	1900	430	ug/kg	
108-67-8	1,3,5-Trimethylbenzene	19400	1900	500	ug/kg	
127-18-4	Tetrachloroethylene	3410	1900	390	ug/kg	
108-88-3	Toluene	938000 <sup>d</sup>	39000	9300	ug/kg	
79-01-6	Trichloroethylene	ND	1900	470	ug/kg	
75-69-4	Trichlorofluoromethane	ND	1900	780	ug/kg	
75-01-4	Vinyl chloride	ND	1900	580	ug/kg	
1330-20-7	Xylene (total)	275000 <sup>e</sup>	58000	12000	ug/kg	

ND = Not detected MDL - Method Detection Limit

RL = Reporting Limit

E = Indicates value exceeds calibration range

J = Indicates an estimated value

B = Indicates analyte found in associated method blank

N = Indicates presumptive evidence of a compound

## Report of Analysis

<b>Client Sample ID:</b>	P16-2.9	
<b>Lab Sample ID:</b>	C17018-10	<b>Date Sampled:</b> 07/14/11
<b>Matrix:</b>	SO - Soil	<b>Date Received:</b> 07/15/11
<b>Method:</b>	SW846 8260B	<b>Percent Solids:</b> n/a
<b>Project:</b>	Romic Soil Investigation(Romic EPA) - 2081 Bay Road, East Palo Alto, CA	

### VOA 8260 List

CAS No.	Surrogate Recoveries	Run# 1	Run# 2	Run# 3	Limits
1868-53-7	Dibromofluoromethane	104%	100%	102%	80-121%
2037-26-5	Toluene-D8	98%	85%	88%	71-130%
460-00-4	4-Bromofluorobenzene	96%	101%	96%	59-148%
17060-07-0	1,2-Dichloroethane-D4	107%	106%	104%	77-123%

- (a) Analysis performed at Accutest Laboratories, Orlando FL.
- (b) Sample re-analyzed beyond hold time; reported results are considered minimum values. Analysis performed at Accutest Laboratories, Orlando FL.
- (c) Associated ICV and BS outside control limits.
- (d) Result is from Run# 3
- (e) Result is from Run# 2

ND = Not detected      MDL - Method Detection Limit  
 RL = Reporting Limit  
 E = Indicates value exceeds calibration range

J = Indicates an estimated value  
 B = Indicates analyte found in associated method blank  
 N = Indicates presumptive evidence of a compound



## Report of Analysis

<b>Client Sample ID:</b>	P16-5.9	<b>Date Sampled:</b>	07/14/11
<b>Lab Sample ID:</b>	C17018-11	<b>Date Received:</b>	07/15/11
<b>Matrix:</b>	SO - Soil	<b>Percent Solids:</b>	n/a
<b>Method:</b>	SW846 8260B	<b>Project:</b> Romic Soil Investigation(Romic EPA) - 2081 Bay Road,East Palo Alto,CA	

	File ID	DF	Analyzed	By	Prep Date	Prep Batch	Analytical Batch
Run #1 <sup>a</sup>	G0073791.D	1	07/22/11	AFL	n/a	n/a	F:VG2755
Run #2 <sup>b</sup>	G0073830.D	1	07/25/11	AFL	n/a	n/a	F:VG2756

	Initial Weight	Final Volume	Methanol Aliquot
Run #1	6.44 g	5.0 ml	100 ul
Run #2	6.44 g	5.0 ml	100 ul

## VOA 8260 List

CAS No.	Compound	Result	RL	MDL	Units	Q
67-64-1	Acetone <sup>c</sup>	ND	1900	780	ug/kg	
71-43-2	Benzene	ND	190	58	ug/kg	
108-86-1	Bromobenzene	ND	190	54	ug/kg	
74-97-5	Bromochloromethane	ND	190	54	ug/kg	
75-27-4	Bromodichloromethane	ND	190	43	ug/kg	
75-25-2	Bromoform	ND	190	58	ug/kg	
104-51-8	n-Butylbenzene	ND	190	50	ug/kg	
135-98-8	sec-Butylbenzene	ND	190	62	ug/kg	
98-06-6	tert-Butylbenzene	ND	190	47	ug/kg	
108-90-7	Chlorobenzene	ND	190	39	ug/kg	
75-00-3	Chloroethane	ND	190	78	ug/kg	
67-66-3	Chloroform	ND	190	47	ug/kg	
95-49-8	o-Chlorotoluene	ND	190	47	ug/kg	
106-43-4	p-Chlorotoluene	ND	190	47	ug/kg	
56-23-5	Carbon tetrachloride	ND	190	70	ug/kg	
75-34-3	1,1-Dichloroethane	ND	190	43	ug/kg	
75-35-4	1,1-Dichloroethylene	ND	190	54	ug/kg	
563-58-6	1,1-Dichloropropene	ND	190	50	ug/kg	
96-12-8	1,2-Dibromo-3-chloropropane	ND	190	89	ug/kg	
106-93-4	1,2-Dibromoethane	ND	190	39	ug/kg	
107-06-2	1,2-Dichloroethane	ND	190	39	ug/kg	
78-87-5	1,2-Dichloropropane	ND	190	47	ug/kg	
142-28-9	1,3-Dichloropropane	ND	190	39	ug/kg	
108-20-3	Di-Isopropyl ether	ND	190	39	ug/kg	
594-20-7	2,2-Dichloropropane	ND	190	54	ug/kg	
124-48-1	Dibromochloromethane	ND	190	39	ug/kg	
75-71-8	Dichlorodifluoromethane	ND	190	58	ug/kg	
156-59-2	cis-1,2-Dichloroethylene	ND	190	58	ug/kg	
10061-01-5	cis-1,3-Dichloropropene	ND	190	39	ug/kg	
541-73-1	m-Dichlorobenzene	ND	190	47	ug/kg	
95-50-1	o-Dichlorobenzene	ND	190	43	ug/kg	
106-46-7	p-Dichlorobenzene	ND	190	43	ug/kg	

ND = Not detected MDL - Method Detection Limit

RL = Reporting Limit

E = Indicates value exceeds calibration range

J = Indicates an estimated value

B = Indicates analyte found in associated method blank

N = Indicates presumptive evidence of a compound

## Report of Analysis

<b>Client Sample ID:</b>	P16-5.9	<b>Date Sampled:</b>	07/14/11
<b>Lab Sample ID:</b>	C17018-11	<b>Date Received:</b>	07/15/11
<b>Matrix:</b>	SO - Soil	<b>Percent Solids:</b>	n/a
<b>Method:</b>	SW846 8260B	<b>Project:</b> Romic Soil Investigation(Romic EPA) - 2081 Bay Road,East Palo Alto,CA	

## VOA 8260 List

CAS No.	Compound	Result	RL	MDL	Units	Q
156-60-5	trans-1,2-Dichloroethylene	ND	190	58	ug/kg	
10061-02-6	trans-1,3-Dichloropropene	ND	190	43	ug/kg	
100-41-4	Ethylbenzene	98.7	190	39	ug/kg	J
637-92-3	Ethyl tert-Butyl Ether	ND	190	50	ug/kg	
591-78-6	2-Hexanone	ND	970	210	ug/kg	
87-68-3	Hexachlorobutadiene	ND	190	78	ug/kg	
98-82-8	Isopropylbenzene	ND	190	43	ug/kg	
99-87-6	p-Isopropyltoluene	ND	190	47	ug/kg	
108-10-1	4-Methyl-2-pentanone	ND	970	210	ug/kg	
74-83-9	Methyl bromide	ND	190	78	ug/kg	
74-87-3	Methyl chloride	ND	190	78	ug/kg	
74-95-3	Methylene bromide	ND	190	58	ug/kg	
75-09-2	Methylene chloride	ND	390	180	ug/kg	
78-93-3	Methyl ethyl ketone	ND	970	240	ug/kg	
1634-04-4	Methyl Tert Butyl Ether	ND	190	78	ug/kg	
91-20-3	Naphthalene	ND	190	78	ug/kg	
103-65-1	n-Propylbenzene	ND	190	54	ug/kg	
100-42-5	Styrene	ND	190	100	ug/kg	
994-05-8	Tert-Amyl Methyl Ether	ND	190	50	ug/kg	
75-65-0	Tert Butyl Alcohol	ND	1900	780	ug/kg	
630-20-6	1,1,1,2-Tetrachloroethane	ND	190	39	ug/kg	
71-55-6	1,1,1-Trichloroethane	ND	190	43	ug/kg	
79-34-5	1,1,2,2-Tetrachloroethane	ND	190	47	ug/kg	
79-00-5	1,1,2-Trichloroethane	ND	190	43	ug/kg	
87-61-6	1,2,3-Trichlorobenzene	ND	190	39	ug/kg	
96-18-4	1,2,3-Trichloropropane	ND	190	66	ug/kg	
120-82-1	1,2,4-Trichlorobenzene	ND	190	47	ug/kg	
95-63-6	1,2,4-Trimethylbenzene	63.2	190	43	ug/kg	J
108-67-8	1,3,5-Trimethylbenzene	ND	190	50	ug/kg	
127-18-4	Tetrachloroethylene	ND	190	39	ug/kg	
108-88-3	Toluene	165	190	47	ug/kg	J
79-01-6	Trichloroethylene	ND	190	47	ug/kg	
75-69-4	Trichlorofluoromethane	ND	190	78	ug/kg	
75-01-4	Vinyl chloride	ND	190	58	ug/kg	
1330-20-7	Xylene (total)	ND	580	120	ug/kg	

CAS No.	Surrogate Recoveries	Run# 1	Run# 2	Limits
1868-53-7	Dibromofluoromethane	48% <sup>d</sup>	66%	80-121%
2037-26-5	Toluene-D8	88%	87%	71-130%

ND = Not detected MDL - Method Detection Limit

RL = Reporting Limit

E = Indicates value exceeds calibration range

J = Indicates an estimated value

B = Indicates analyte found in associated method blank

N = Indicates presumptive evidence of a compound

## Report of Analysis

<b>Client Sample ID:</b>	P16-5.9	<b>Date Sampled:</b>	07/14/11
<b>Lab Sample ID:</b>	C17018-11	<b>Date Received:</b>	07/15/11
<b>Matrix:</b>	SO - Soil	<b>Percent Solids:</b>	n/a
<b>Method:</b>	SW846 8260B	<b>Project:</b> Romic Soil Investigation(Romic EPA) - 2081 Bay Road, East Palo Alto, CA	

### VOA 8260 List

CAS No.	Surrogate Recoveries	Run# 1	Run# 2	Limits
460-00-4	4-Bromofluorobenzene	98%	101%	59-148%
17060-07-0	1,2-Dichloroethane-D4	103%	100%	77-123%

- (a) Analysis performed at Accutest Laboratories, Orlando FL.
- (b) Confirmation run. Analysis performed at Accutest Laboratories, Orlando FL.
- (c) Associated ICV and BS outside control limits.
- (d) Outside control limits due to matrix interference. Confirmed by reanalysis.

ND = Not detected      MDL - Method Detection Limit  
 RL = Reporting Limit  
 E = Indicates value exceeds calibration range

J = Indicates an estimated value  
 B = Indicates analyte found in associated method blank  
 N = Indicates presumptive evidence of a compound

## Report of Analysis

<b>Client Sample ID:</b>	Q10-2.0	<b>Date Sampled:</b>	07/14/11
<b>Lab Sample ID:</b>	C17018-12	<b>Date Received:</b>	07/15/11
<b>Matrix:</b>	SO - Soil	<b>Percent Solids:</b>	n/a
<b>Method:</b>	SW846 8260B	<b>Project:</b> Romic Soil Investigation(Romic EPA) - 2081 Bay Road, East Palo Alto, CA	

Run #	File ID	DF	Analyzed	By	Prep Date	Prep Batch	Analytical Batch
Run #1 <sup>a</sup>	G0073831.D	100	07/25/11	AFL	n/a	n/a	F:VG2756
Run #2							

Run #	Initial Weight	Final Volume	Methanol Aliquot
Run #1	6.10 g	5.0 ml	50.0 ul
Run #2			

## VOA 8260 List

CAS No.	Compound	Result	RL	MDL	Units	Q
67-64-1	Acetone <sup>b</sup>	ND	410000	160000	ug/kg	
71-43-2	Benzene	ND	41000	12000	ug/kg	
108-86-1	Bromobenzene	152000	41000	11000	ug/kg	
74-97-5	Bromochloromethane	ND	41000	11000	ug/kg	
75-27-4	Bromodichloromethane	ND	41000	9000	ug/kg	
75-25-2	Bromoform	ND	41000	12000	ug/kg	
104-51-8	n-Butylbenzene	ND	41000	11000	ug/kg	
135-98-8	sec-Butylbenzene	ND	41000	13000	ug/kg	
98-06-6	tert-Butylbenzene	ND	41000	9800	ug/kg	
108-90-7	Chlorobenzene	ND	41000	8200	ug/kg	
75-00-3	Chloroethane	ND	41000	16000	ug/kg	
67-66-3	Chloroform	ND	41000	9800	ug/kg	
95-49-8	o-Chlorotoluene	ND	41000	9800	ug/kg	
106-43-4	p-Chlorotoluene	ND	41000	9800	ug/kg	
56-23-5	Carbon tetrachloride	ND	41000	15000	ug/kg	
75-34-3	1,1-Dichloroethane	ND	41000	9000	ug/kg	
75-35-4	1,1-Dichloroethylene	ND	41000	11000	ug/kg	
563-58-6	1,1-Dichloropropene	ND	41000	11000	ug/kg	
96-12-8	1,2-Dibromo-3-chloropropane	ND	41000	19000	ug/kg	
106-93-4	1,2-Dibromoethane	ND	41000	8200	ug/kg	
107-06-2	1,2-Dichloroethane	ND	41000	8200	ug/kg	
78-87-5	1,2-Dichloropropane	ND	41000	9800	ug/kg	
142-28-9	1,3-Dichloropropane	ND	41000	8200	ug/kg	
108-20-3	Di-Isopropyl ether	ND	41000	8200	ug/kg	
594-20-7	2,2-Dichloropropane	ND	41000	11000	ug/kg	
124-48-1	Dibromochloromethane	ND	41000	8200	ug/kg	
75-71-8	Dichlorodifluoromethane	ND	41000	12000	ug/kg	
156-59-2	cis-1,2-Dichloroethylene	18500	41000	12000	ug/kg	J
10061-01-5	cis-1,3-Dichloropropene	ND	41000	8200	ug/kg	
541-73-1	m-Dichlorobenzene	ND	41000	9800	ug/kg	
95-50-1	o-Dichlorobenzene	ND	41000	9000	ug/kg	
106-46-7	p-Dichlorobenzene	ND	41000	9000	ug/kg	

ND = Not detected MDL - Method Detection Limit

RL = Reporting Limit

E = Indicates value exceeds calibration range

J = Indicates an estimated value

B = Indicates analyte found in associated method blank

N = Indicates presumptive evidence of a compound

## Report of Analysis

<b>Client Sample ID:</b>	Q10-2.0	<b>Date Sampled:</b>	07/14/11
<b>Lab Sample ID:</b>	C17018-12	<b>Date Received:</b>	07/15/11
<b>Matrix:</b>	SO - Soil	<b>Percent Solids:</b>	n/a
<b>Method:</b>	SW846 8260B	<b>Project:</b> Romc Soil Investigation(Romc EPA) - 2081 Bay Road,East Palo Alto,CA	

## VOA 8260 List

CAS No.	Compound	Result	RL	MDL	Units	Q
156-60-5	trans-1,2-Dichloroethylene	ND	41000	12000	ug/kg	
10061-02-6	trans-1,3-Dichloropropene	ND	41000	9000	ug/kg	
100-41-4	Ethylbenzene	56500	41000	8200	ug/kg	
637-92-3	Ethyl tert-Butyl Ether	ND	41000	11000	ug/kg	
591-78-6	2-Hexanone	ND	200000	44000	ug/kg	
87-68-3	Hexachlorobutadiene	ND	41000	16000	ug/kg	
98-82-8	Isopropylbenzene	ND	41000	9000	ug/kg	
99-87-6	p-Isopropyltoluene	ND	41000	9800	ug/kg	
108-10-1	4-Methyl-2-pentanone	ND	200000	45000	ug/kg	
74-83-9	Methyl bromide	ND	41000	16000	ug/kg	
74-87-3	Methyl chloride	ND	41000	16000	ug/kg	
74-95-3	Methylene bromide	ND	41000	12000	ug/kg	
75-09-2	Methylene chloride <sup>c</sup>	45100	82000	38000	ug/kg	J
78-93-3	Methyl ethyl ketone <sup>d</sup>	ND	200000	50000	ug/kg	
1634-04-4	Methyl Tert Butyl Ether	ND	41000	16000	ug/kg	
91-20-3	Naphthalene	ND	41000	16000	ug/kg	
103-65-1	n-Propylbenzene	ND	41000	11000	ug/kg	
100-42-5	Styrene	ND	41000	21000	ug/kg	
994-05-8	Tert-Amyl Methyl Ether	ND	41000	11000	ug/kg	
75-65-0	Tert Butyl Alcohol	ND	410000	160000	ug/kg	
630-20-6	1,1,1,2-Tetrachloroethane	ND	41000	8200	ug/kg	
71-55-6	1,1,1-Trichloroethane	ND	41000	9000	ug/kg	
79-34-5	1,1,2,2-Tetrachloroethane	ND	41000	9800	ug/kg	
79-00-5	1,1,2-Trichloroethane	ND	41000	9000	ug/kg	
87-61-6	1,2,3-Trichlorobenzene	ND	41000	8200	ug/kg	
96-18-4	1,2,3-Trichloropropane	ND	41000	14000	ug/kg	
120-82-1	1,2,4-Trichlorobenzene	ND	41000	9800	ug/kg	
95-63-6	1,2,4-Trimethylbenzene	72900	41000	9000	ug/kg	
108-67-8	1,3,5-Trimethylbenzene	22700	41000	11000	ug/kg	J
127-18-4	Tetrachloroethylene	80000	41000	8200	ug/kg	
108-88-3	Toluene	1040000	41000	9800	ug/kg	
79-01-6	Trichloroethylene	21300	41000	9800	ug/kg	J
75-69-4	Trichlorofluoromethane	ND	41000	16000	ug/kg	
75-01-4	Vinyl chloride	ND	41000	12000	ug/kg	
1330-20-7	Xylene (total)	272000	120000	26000	ug/kg	

CAS No.	Surrogate Recoveries	Run# 1	Run# 2	Limits
1868-53-7	Dibromofluoromethane	102%		80-121%
2037-26-5	Toluene-D8	81%		71-130%

ND = Not detected MDL - Method Detection Limit

RL = Reporting Limit

E = Indicates value exceeds calibration range

J = Indicates an estimated value

B = Indicates analyte found in associated method blank

N = Indicates presumptive evidence of a compound

## Report of Analysis

<b>Client Sample ID:</b>	Q10-2.0		
<b>Lab Sample ID:</b>	C17018-12	<b>Date Sampled:</b>	07/14/11
<b>Matrix:</b>	SO - Soil	<b>Date Received:</b>	07/15/11
<b>Method:</b>	SW846 8260B	<b>Percent Solids:</b>	n/a
<b>Project:</b>	Romic Soil Investigation(Romic EPA) - 2081 Bay Road, East Palo Alto, CA		

### VOA 8260 List

CAS No.	Surrogate Recoveries	Run# 1	Run# 2	Limits
460-00-4	4-Bromofluorobenzene	95%		59-148%
17060-07-0	1,2-Dichloroethane-D4	105%		77-123%

- (a) Pre-weighed vials were altered in the field; sample weights are estimated. Soil vial(s) were not preserved within 48 hours of sampling; results are considered minimum values. Analysis performed at Accutest Laboratories, Orlando FL.
- (b) ICV and BS outside of control limits.
- (c) Suspected laboratory contaminant.
- (d) Associated BS recovery outside control limits.

ND = Not detected      MDL - Method Detection Limit  
 RL = Reporting Limit  
 E = Indicates value exceeds calibration range

J = Indicates an estimated value  
 B = Indicates analyte found in associated method blank  
 N = Indicates presumptive evidence of a compound

## Report of Analysis

<b>Client Sample ID:</b>	Q10-6.0	<b>Date Sampled:</b>	07/14/11
<b>Lab Sample ID:</b>	C17018-13	<b>Date Received:</b>	07/15/11
<b>Matrix:</b>	SO - Soil	<b>Percent Solids:</b>	n/a
<b>Method:</b>	SW846 8260B	<b>Project:</b> Romic Soil Investigation(Romic EPA) - 2081 Bay Road, East Palo Alto, CA	

Run #	File ID	DF	Analyzed	By	Prep Date	Prep Batch	Analytical Batch
Run #1 <sup>a</sup>	G0073832.D	1	07/25/11	AFL	n/a	n/a	F:VG2756
Run #2							

Run #	Initial Weight	Final Volume	Methanol Aliquot
Run #1	5.89 g	5.0 ml	100 ul
Run #2			

## VOA 8260 List

CAS No.	Compound	Result	RL	MDL	Units	Q
67-64-1	Acetone <sup>b</sup>	ND	2100	850	ug/kg	
71-43-2	Benzene	180	210	64	ug/kg	J
108-86-1	Bromobenzene	ND	210	59	ug/kg	
74-97-5	Bromochloromethane	ND	210	59	ug/kg	
75-27-4	Bromodichloromethane	ND	210	47	ug/kg	
75-25-2	Bromoform	ND	210	64	ug/kg	
104-51-8	n-Butylbenzene	ND	210	55	ug/kg	
135-98-8	sec-Butylbenzene	ND	210	68	ug/kg	
98-06-6	tert-Butylbenzene	ND	210	51	ug/kg	
108-90-7	Chlorobenzene	ND	210	42	ug/kg	
75-00-3	Chloroethane	ND	210	85	ug/kg	
67-66-3	Chloroform	ND	210	51	ug/kg	
95-49-8	o-Chlorotoluene	ND	210	51	ug/kg	
106-43-4	p-Chlorotoluene	ND	210	51	ug/kg	
56-23-5	Carbon tetrachloride	ND	210	76	ug/kg	
75-34-3	1,1-Dichloroethane	ND	210	47	ug/kg	
75-35-4	1,1-Dichloroethylene	ND	210	59	ug/kg	
563-58-6	1,1-Dichloropropene	ND	210	55	ug/kg	
96-12-8	1,2-Dibromo-3-chloropropane	ND	210	98	ug/kg	
106-93-4	1,2-Dibromoethane	ND	210	42	ug/kg	
107-06-2	1,2-Dichloroethane	ND	210	42	ug/kg	
78-87-5	1,2-Dichloropropane	ND	210	51	ug/kg	
142-28-9	1,3-Dichloropropane	ND	210	42	ug/kg	
108-20-3	Di-Isopropyl ether	ND	210	42	ug/kg	
594-20-7	2,2-Dichloropropane	ND	210	59	ug/kg	
124-48-1	Dibromochloromethane	ND	210	42	ug/kg	
75-71-8	Dichlorodifluoromethane	ND	210	64	ug/kg	
156-59-2	cis-1,2-Dichloroethylene	ND	210	64	ug/kg	
10061-01-5	cis-1,3-Dichloropropene	ND	210	42	ug/kg	
541-73-1	m-Dichlorobenzene	ND	210	51	ug/kg	
95-50-1	o-Dichlorobenzene	ND	210	47	ug/kg	
106-46-7	p-Dichlorobenzene	ND	210	47	ug/kg	

ND = Not detected MDL - Method Detection Limit

RL = Reporting Limit

E = Indicates value exceeds calibration range

J = Indicates an estimated value

B = Indicates analyte found in associated method blank

N = Indicates presumptive evidence of a compound

## Report of Analysis

<b>Client Sample ID:</b> Q10-6.0		<b>Date Sampled:</b> 07/14/11
<b>Lab Sample ID:</b> C17018-13		<b>Date Received:</b> 07/15/11
<b>Matrix:</b> SO - Soil		<b>Percent Solids:</b> n/a
<b>Method:</b> SW846 8260B		
<b>Project:</b> Romic Soil Investigation(Romic EPA) - 2081 Bay Road, East Palo Alto, CA		

**VOA 8260 List**

CAS No.	Compound	Result	RL	MDL	Units	Q
156-60-5	trans-1,2-Dichloroethylene	ND	210	64	ug/kg	
10061-02-6	trans-1,3-Dichloropropene	ND	210	47	ug/kg	
100-41-4	Ethylbenzene	125	210	42	ug/kg	J
637-92-3	Ethyl tert-Butyl Ether	ND	210	55	ug/kg	
591-78-6	2-Hexanone	ND	1100	230	ug/kg	
87-68-3	Hexachlorobutadiene	ND	210	85	ug/kg	
98-82-8	Isopropylbenzene	ND	210	47	ug/kg	
99-87-6	p-Isopropyltoluene	ND	210	51	ug/kg	
108-10-1	4-Methyl-2-pentanone	ND	1100	230	ug/kg	
74-83-9	Methyl bromide	ND	210	85	ug/kg	
74-87-3	Methyl chloride	ND	210	85	ug/kg	
74-95-3	Methylene bromide	ND	210	64	ug/kg	
75-09-2	Methylene chloride	ND	420	200	ug/kg	
78-93-3	Methyl ethyl ketone	ND	1100	260	ug/kg	
1634-04-4	Methyl Tert Butyl Ether	ND	210	85	ug/kg	
91-20-3	Naphthalene	ND	210	85	ug/kg	
103-65-1	n-Propylbenzene	ND	210	59	ug/kg	
100-42-5	Styrene	ND	210	110	ug/kg	
994-05-8	Tert-Amyl Methyl Ether	ND	210	55	ug/kg	
75-65-0	Tert Butyl Alcohol	ND	2100	850	ug/kg	
630-20-6	1,1,1,2-Tetrachloroethane	ND	210	42	ug/kg	
71-55-6	1,1,1-Trichloroethane	ND	210	47	ug/kg	
79-34-5	1,1,2,2-Tetrachloroethane	ND	210	51	ug/kg	
79-00-5	1,1,2-Trichloroethane	ND	210	47	ug/kg	
87-61-6	1,2,3-Trichlorobenzene	ND	210	42	ug/kg	
96-18-4	1,2,3-Trichloropropane	ND	210	72	ug/kg	
120-82-1	1,2,4-Trichlorobenzene	ND	210	51	ug/kg	
95-63-6	1,2,4-Trimethylbenzene	ND	210	47	ug/kg	
108-67-8	1,3,5-Trimethylbenzene	ND	210	55	ug/kg	
127-18-4	Tetrachloroethylene	ND	210	42	ug/kg	
108-88-3	Toluene	544	210	51	ug/kg	
79-01-6	Trichloroethylene	ND	210	51	ug/kg	
75-69-4	Trichlorofluoromethane	ND	210	85	ug/kg	
75-01-4	Vinyl chloride	ND	210	64	ug/kg	
1330-20-7	Xylene (total)	344	640	140	ug/kg	J

CAS No.	Surrogate Recoveries	Run# 1	Run# 2	Limits
1868-53-7	Dibromofluoromethane	100%		80-121%
2037-26-5	Toluene-D8	85%		71-130%

ND = Not detected      MDL - Method Detection Limit  
 RL = Reporting Limit  
 E = Indicates value exceeds calibration range

J = Indicates an estimated value  
 B = Indicates analyte found in associated method blank  
 N = Indicates presumptive evidence of a compound



## Report of Analysis

<b>Client Sample ID:</b>	Q10-6.0	
<b>Lab Sample ID:</b>	C17018-13	<b>Date Sampled:</b> 07/14/11
<b>Matrix:</b>	SO - Soil	<b>Date Received:</b> 07/15/11
<b>Method:</b>	SW846 8260B	<b>Percent Solids:</b> n/a
<b>Project:</b>	Romic Soil Investigation(Romic EPA) - 2081 Bay Road,East Palo Alto,CA	

### VOA 8260 List

CAS No.	Surrogate Recoveries	Run# 1	Run# 2	Limits
460-00-4	4-Bromofluorobenzene	97%		59-148%
17060-07-0	1,2-Dichloroethane-D4	102%		77-123%

(a) Dilution required due to matrix interference (internal standard failure). Analysis performed at Accutest Laboratories, Orlando FL.

(b) Associated ICV and BS outside control limits.

ND = Not detected      MDL - Method Detection Limit  
 RL = Reporting Limit  
 E = Indicates value exceeds calibration range

J = Indicates an estimated value  
 B = Indicates analyte found in associated method blank  
 N = Indicates presumptive evidence of a compound

## Report of Analysis

<b>Client Sample ID:</b>	Q16-3.0	<b>Date Sampled:</b>	07/14/11
<b>Lab Sample ID:</b>	C17018-14	<b>Date Received:</b>	07/15/11
<b>Matrix:</b>	SO - Soil	<b>Percent Solids:</b>	n/a
<b>Method:</b>	SW846 8260B	<b>Project:</b> Romc Soil Investigation(Romc EPA) - 2081 Bay Road,East Palo Alto,CA	

Run	File ID	DF	Analyzed	By	Prep Date	Prep Batch	Analytical Batch
Run #1 <sup>a</sup>	G0073894.D	1	07/28/11	AFL	n/a	n/a	F:VG2758
Run #2 <sup>b</sup>	G0073999.D	10	08/02/11	AFL	n/a	n/a	F:VG2762
Run #3 <sup>b</sup>	F051219.D	10	08/03/11	AFL	n/a	n/a	F:VF1550

Run	Initial Weight	Final Volume	Methanol Aliquot
Run #1	6.38 g	5.0 ml	20.0 ul
Run #2	6.38 g	5.0 ml	50.0 ul
Run #3	6.38 g	5.0 ml	10.0 ul

## VOA 8260 List

CAS No.	Compound	Result	RL	MDL	Units	Q
67-64-1	Acetone	ND	9800	3900	ug/kg	
71-43-2	Benzene	431	980	290	ug/kg	J
108-86-1	Bromobenzene	ND	980	270	ug/kg	
74-97-5	Bromochloromethane	ND	980	270	ug/kg	
75-27-4	Bromodichloromethane	ND	980	220	ug/kg	
75-25-2	Bromoform	ND	980	290	ug/kg	
104-51-8	n-Butylbenzene	7700 <sup>c</sup>	3900	1000	ug/kg	
135-98-8	sec-Butylbenzene	4940 <sup>c</sup>	3900	1300	ug/kg	
98-06-6	tert-Butylbenzene	ND	980	240	ug/kg	
108-90-7	Chlorobenzene	ND	980	200	ug/kg	
75-00-3	Chloroethane	ND	980	390	ug/kg	
67-66-3	Chloroform	ND	980	240	ug/kg	
95-49-8	o-Chlorotoluene	ND	980	240	ug/kg	
106-43-4	p-Chlorotoluene	ND	980	240	ug/kg	
56-23-5	Carbon tetrachloride	ND	980	350	ug/kg	
75-34-3	1,1-Dichloroethane	7000 <sup>c</sup>	3900	860	ug/kg	
75-35-4	1,1-Dichloroethylene	ND	980	270	ug/kg	
563-58-6	1,1-Dichloropropene	ND	980	250	ug/kg	
96-12-8	1,2-Dibromo-3-chloropropane	ND	980	450	ug/kg	
106-93-4	1,2-Dibromoethane	ND	980	200	ug/kg	
107-06-2	1,2-Dichloroethane	ND	980	200	ug/kg	
78-87-5	1,2-Dichloropropane	ND	980	240	ug/kg	
142-28-9	1,3-Dichloropropane	ND	980	200	ug/kg	
108-20-3	Di-Isopropyl ether	ND	980	200	ug/kg	
594-20-7	2,2-Dichloropropane	ND	980	270	ug/kg	
124-48-1	Dibromochloromethane	ND	980	200	ug/kg	
75-71-8	Dichlorodifluoromethane	ND	980	290	ug/kg	
156-59-2	cis-1,2-Dichloroethylene	1300	980	290	ug/kg	
10061-01-5	cis-1,3-Dichloropropene	ND	980	200	ug/kg	
541-73-1	m-Dichlorobenzene	ND	980	240	ug/kg	

ND = Not detected MDL - Method Detection Limit

RL = Reporting Limit

E = Indicates value exceeds calibration range

J = Indicates an estimated value

B = Indicates analyte found in associated method blank

N = Indicates presumptive evidence of a compound

## Report of Analysis

<b>Client Sample ID:</b>	Q16-3.0	<b>Date Sampled:</b>	07/14/11
<b>Lab Sample ID:</b>	C17018-14	<b>Date Received:</b>	07/15/11
<b>Matrix:</b>	SO - Soil	<b>Percent Solids:</b>	n/a
<b>Method:</b>	SW846 8260B	<b>Project:</b> Romc Soil Investigation(Romc EPA) - 2081 Bay Road,East Palo Alto,CA	

## VOA 8260 List

CAS No.	Compound	Result	RL	MDL	Units	Q
95-50-1	o-Dichlorobenzene	409	980	220	ug/kg	J
106-46-7	p-Dichlorobenzene	ND	980	220	ug/kg	
156-60-5	trans-1,2-Dichloroethylene	ND	980	290	ug/kg	
10061-02-6	trans-1,3-Dichloropropene	ND	980	220	ug/kg	
100-41-4	Ethylbenzene	203000 <sup>d</sup>	20000	3900	ug/kg	
637-92-3	Ethyl tert-Butyl Ether	ND	980	250	ug/kg	
591-78-6	2-Hexanone	ND	4900	1100	ug/kg	
87-68-3	Hexachlorobutadiene	ND	980	390	ug/kg	
98-82-8	Isopropylbenzene	11000 <sup>c</sup>	3900	860	ug/kg	
99-87-6	p-Isopropyltoluene	9010 <sup>c</sup>	3900	940	ug/kg	
108-10-1	4-Methyl-2-pentanone	ND	4900	1100	ug/kg	
74-83-9	Methyl bromide	ND	980	390	ug/kg	
74-87-3	Methyl chloride	ND	980	390	ug/kg	
74-95-3	Methylene bromide	ND	980	290	ug/kg	
75-09-2	Methylene chloride <sup>e</sup>	1090	2000	900	ug/kg	J
78-93-3	Methyl ethyl ketone	ND	4900	1200	ug/kg	
1634-04-4	Methyl Tert Butyl Ether	ND	980	390	ug/kg	
91-20-3	Naphthalene	18300 <sup>c</sup>	3900	1600	ug/kg	
103-65-1	n-Propylbenzene	17800 <sup>c</sup>	3900	1100	ug/kg	
100-42-5	Styrene	ND	980	510	ug/kg	
994-05-8	Tert-Amyl Methyl Ether	ND	980	250	ug/kg	
75-65-0	Tert Butyl Alcohol	ND	9800	3900	ug/kg	
630-20-6	1,1,1,2-Tetrachloroethane	ND	980	200	ug/kg	
71-55-6	1,1,1-Trichloroethane	667	980	220	ug/kg	J
79-34-5	1,1,2,2-Tetrachloroethane	ND	980	240	ug/kg	
79-00-5	1,1,2-Trichloroethane	ND	980	220	ug/kg	
87-61-6	1,2,3-Trichlorobenzene	ND	980	200	ug/kg	
96-18-4	1,2,3-Trichloropropane	ND	980	330	ug/kg	
120-82-1	1,2,4-Trichlorobenzene	ND	980	240	ug/kg	
95-63-6	1,2,4-Trimethylbenzene	133000 <sup>c</sup>	3900	860	ug/kg	
108-67-8	1,3,5-Trimethylbenzene	42500 <sup>c</sup>	3900	1000	ug/kg	
127-18-4	Tetrachloroethylene	26900 <sup>c</sup>	3900	780	ug/kg	
108-88-3	Toluene	1050000 <sup>d</sup>	20000	4700	ug/kg	E
79-01-6	Trichloroethylene	375	980	240	ug/kg	J
75-69-4	Trichlorofluoromethane	ND	980	390	ug/kg	
75-01-4	Vinyl chloride	ND	980	290	ug/kg	
1330-20-7	Xylene (total)	939000 <sup>d</sup>	59000	13000	ug/kg	

ND = Not detected MDL - Method Detection Limit

RL = Reporting Limit

E = Indicates value exceeds calibration range

J = Indicates an estimated value

B = Indicates analyte found in associated method blank

N = Indicates presumptive evidence of a compound

## Report of Analysis

<b>Client Sample ID:</b> Q16-3.0	<b>Date Sampled:</b> 07/14/11
<b>Lab Sample ID:</b> C17018-14	<b>Date Received:</b> 07/15/11
<b>Matrix:</b> SO - Soil	<b>Percent Solids:</b> n/a
<b>Method:</b> SW846 8260B	
<b>Project:</b> Romic Soil Investigation(Romic EPA) - 2081 Bay Road,East Palo Alto,CA	

### VOA 8260 List

CAS No.	Surrogate Recoveries	Run# 1	Run# 2	Run# 3	Limits
1868-53-7	Dibromofluoromethane	98%	102%	98%	80-121%
2037-26-5	Toluene-D8	129%	110%	99%	71-130%
460-00-4	4-Bromofluorobenzene	107%	98%	99%	59-148%
17060-07-0	1,2-Dichloroethane-D4	95%	105%	96%	77-123%

- (a) Analysis performed at Accutest Laboratories, Orlando FL.
- (b) Sample re-analyzed beyond hold time; reported results are considered minimum values. Analysis performed at Accutest Laboratories, Orlando FL.
- (c) Result is from Run# 2
- (d) Result is from Run# 3
- (e) Suspected laboratory contaminant.

ND = Not detected      MDL - Method Detection Limit  
 RL = Reporting Limit

J = Indicates an estimated value  
 B = Indicates analyte found in associated method blank  
 N = Indicates presumptive evidence of a compound

## Report of Analysis

<b>Client Sample ID:</b>	Q16-6.0	<b>Date Sampled:</b>	07/14/11
<b>Lab Sample ID:</b>	C17018-15	<b>Date Received:</b>	07/15/11
<b>Matrix:</b>	SO - Soil	<b>Percent Solids:</b>	n/a
<b>Method:</b>	SW846 8260B	<b>Project:</b> Romic Soil Investigation(Romic EPA) - 2081 Bay Road,East Palo Alto,CA	

Run	File ID	DF	Analyzed	By	Prep Date	Prep Batch	Analytical Batch
Run #1 <sup>a</sup>	G0073943.D	1	07/29/11	AFL	n/a	n/a	F:VG2760
Run #2 <sup>b</sup>	G0073795.D	1	07/22/11	AFL	n/a	n/a	F:VG2755

Run	Initial Weight	Final Volume	Methanol Aliquot
Run #1	6.01 g		
Run #2	4.43 g	5.0 ml	100 ul

## VOA 8260 List

CAS No.	Compound	Result	RL	MDL	Units	Q
67-64-1	Acetone <sup>c</sup>	ND	42	17	ug/kg	
71-43-2	Benzene	81.0	4.2	1.2	ug/kg	
108-86-1	Bromobenzene	ND	4.2	1.2	ug/kg	
74-97-5	Bromochloromethane	ND	4.2	1.2	ug/kg	
75-27-4	Bromodichloromethane	ND	4.2	0.92	ug/kg	
75-25-2	Bromoform	ND	4.2	1.2	ug/kg	
104-51-8	n-Butylbenzene	ND	4.2	1.1	ug/kg	
135-98-8	sec-Butylbenzene	ND	4.2	1.3	ug/kg	
98-06-6	tert-Butylbenzene	ND	4.2	1.0	ug/kg	
108-90-7	Chlorobenzene	23.4	4.2	0.83	ug/kg	
75-00-3	Chloroethane	25.0	4.2	1.7	ug/kg	
67-66-3	Chloroform	ND	4.2	1.0	ug/kg	
95-49-8	o-Chlorotoluene	ND	4.2	1.0	ug/kg	
106-43-4	p-Chlorotoluene	ND	4.2	1.0	ug/kg	
56-23-5	Carbon tetrachloride	ND	4.2	1.5	ug/kg	
75-34-3	1,1-Dichloroethane	ND	4.2	0.92	ug/kg	
75-35-4	1,1-Dichloroethylene	ND	4.2	1.2	ug/kg	
563-58-6	1,1-Dichloropropene	ND	4.2	1.1	ug/kg	
96-12-8	1,2-Dibromo-3-chloropropane	ND	4.2	1.9	ug/kg	
106-93-4	1,2-Dibromoethane	ND	4.2	0.83	ug/kg	
107-06-2	1,2-Dichloroethane	ND	4.2	0.83	ug/kg	
78-87-5	1,2-Dichloropropane	ND	4.2	1.0	ug/kg	
142-28-9	1,3-Dichloropropane	ND	4.2	0.83	ug/kg	
108-20-3	Di-Isopropyl ether	ND	4.2	0.83	ug/kg	
594-20-7	2,2-Dichloropropane	ND	4.2	1.2	ug/kg	
124-48-1	Dibromochloromethane	ND	4.2	0.83	ug/kg	
75-71-8	Dichlorodifluoromethane	ND	4.2	1.2	ug/kg	
156-59-2	cis-1,2-Dichloroethylene	ND	4.2	1.2	ug/kg	
10061-01-5	cis-1,3-Dichloropropene	ND	4.2	0.83	ug/kg	
541-73-1	m-Dichlorobenzene	ND	4.2	1.0	ug/kg	
95-50-1	o-Dichlorobenzene	6.6	4.2	0.92	ug/kg	
106-46-7	p-Dichlorobenzene	1.3	4.2	0.92	ug/kg	J

ND = Not detected MDL - Method Detection Limit

RL = Reporting Limit

E = Indicates value exceeds calibration range

J = Indicates an estimated value

B = Indicates analyte found in associated method blank

N = Indicates presumptive evidence of a compound

## Report of Analysis

<b>Client Sample ID:</b> Q16-6.0	
<b>Lab Sample ID:</b> C17018-15	<b>Date Sampled:</b> 07/14/11
<b>Matrix:</b> SO - Soil	<b>Date Received:</b> 07/15/11
<b>Method:</b> SW846 8260B	<b>Percent Solids:</b> n/a
<b>Project:</b> Romic Soil Investigation(Romic EPA) - 2081 Bay Road,East Palo Alto,CA	

### VOA 8260 List

CAS No.	Compound	Result	RL	MDL	Units	Q
156-60-5	trans-1,2-Dichloroethylene	ND	4.2	1.2	ug/kg	
10061-02-6	trans-1,3-Dichloropropene	ND	4.2	0.92	ug/kg	
100-41-4	Ethylbenzene	29.7	4.2	0.83	ug/kg	
637-92-3	Ethyl tert-Butyl Ether	ND	4.2	1.1	ug/kg	
591-78-6	2-Hexanone	ND	21	4.5	ug/kg	
87-68-3	Hexachlorobutadiene	ND	4.2	1.7	ug/kg	
98-82-8	Isopropylbenzene	4.3	4.2	0.92	ug/kg	
99-87-6	p-Isopropyltoluene	ND	4.2	1.0	ug/kg	
108-10-1	4-Methyl-2-pentanone	ND	21	4.6	ug/kg	
74-83-9	Methyl bromide	ND	4.2	1.7	ug/kg	
74-87-3	Methyl chloride <sup>d</sup>	ND	4.2	1.7	ug/kg	
74-95-3	Methylene bromide	ND	4.2	1.2	ug/kg	
75-09-2	Methylene chloride	ND	8.3	3.8	ug/kg	
78-93-3	Methyl ethyl ketone <sup>e</sup>	ND	21	5.1	ug/kg	
1634-04-4	Methyl Tert Butyl Ether	1.7	4.2	1.7	ug/kg	J
91-20-3	Naphthalene	1.7	4.2	1.7	ug/kg	J
103-65-1	n-Propylbenzene	3.2	4.2	1.2	ug/kg	J
100-42-5	Styrene	ND	4.2	2.2	ug/kg	
994-05-8	Tert-Amyl Methyl Ether	ND	4.2	1.1	ug/kg	
75-65-0	Tert Butyl Alcohol	32.8	42	17	ug/kg	J
630-20-6	1,1,1,2-Tetrachloroethane	ND	4.2	0.83	ug/kg	
71-55-6	1,1,1-Trichloroethane	ND	4.2	0.92	ug/kg	
79-34-5	1,1,2,2-Tetrachloroethane	ND	4.2	1.0	ug/kg	
79-00-5	1,1,2-Trichloroethane	ND	4.2	0.92	ug/kg	
87-61-6	1,2,3-Trichlorobenzene <sup>c</sup>	ND	4.2	0.83	ug/kg	
96-18-4	1,2,3-Trichloropropane	ND	4.2	1.4	ug/kg	
120-82-1	1,2,4-Trichlorobenzene	ND	4.2	1.0	ug/kg	
95-63-6	1,2,4-Trimethylbenzene	5.7	4.2	0.92	ug/kg	
108-67-8	1,3,5-Trimethylbenzene	1.6	4.2	1.1	ug/kg	J
127-18-4	Tetrachloroethylene	1.2	4.2	0.83	ug/kg	J
108-88-3	Toluene	74.7	4.2	1.0	ug/kg	
79-01-6	Trichloroethylene	ND	4.2	1.0	ug/kg	
75-69-4	Trichlorofluoromethane	ND	4.2	1.7	ug/kg	
75-01-4	Vinyl chloride	ND	4.2	1.2	ug/kg	
1330-20-7	Xylene (total)	45.6	12	2.7	ug/kg	

CAS No.	Surrogate Recoveries	Run# 1	Run# 2	Limits
1868-53-7	Dibromofluoromethane	29% <sup>f</sup>	93%	80-121%
2037-26-5	Toluene-D8	94%	86%	71-130%

ND = Not detected      MDL - Method Detection Limit  
 RL = Reporting Limit  
 E = Indicates value exceeds calibration range

J = Indicates an estimated value  
 B = Indicates analyte found in associated method blank  
 N = Indicates presumptive evidence of a compound

## Report of Analysis

<b>Client Sample ID:</b>	Q16-6.0	<b>Date Sampled:</b>	07/14/11
<b>Lab Sample ID:</b>	C17018-15	<b>Date Received:</b>	07/15/11
<b>Matrix:</b>	SO - Soil	<b>Percent Solids:</b>	n/a
<b>Method:</b>	SW846 8260B	<b>Project:</b> Romic Soil Investigation(Romic EPA) - 2081 Bay Road,East Palo Alto,CA	

### VOA 8260 List

CAS No.	Surrogate Recoveries	Run# 1	Run# 2	Limits
460-00-4	4-Bromofluorobenzene	107%	96%	59-148%
17060-07-0	1,2-Dichloroethane-D4	99%	100%	77-123%

- (a) Sample re-analyzed beyond hold time; reported results are considered minimum values. Analysis performed at Accutest Laboratories, Orlando FL.
- (b) Confirmation run. Analysis performed at Accutest Laboratories, Orlando FL.
- (c) ICV and BS outside of control limits.
- (d) CCV outside of control limits.
- (e) Associated BS recovery outside control limits.
- (f) Outside control limits due to matrix interference.

ND = Not detected      MDL - Method Detection Limit  
 RL = Reporting Limit  
 E = Indicates value exceeds calibration range

J = Indicates an estimated value  
 B = Indicates analyte found in associated method blank  
 N = Indicates presumptive evidence of a compound

## Report of Analysis

<b>Client Sample ID:</b>	R10-0.5	<b>Date Sampled:</b>	07/14/11
<b>Lab Sample ID:</b>	C17018-16	<b>Date Received:</b>	07/15/11
<b>Matrix:</b>	SO - Soil	<b>Percent Solids:</b>	n/a <sup>a</sup>
<b>Method:</b>	SW846 8260B	<b>Project:</b> Romic Soil Investigation(Romic EPA) - 2081 Bay Road, East Palo Alto, CA	

Run #	File ID	DF	Analyzed	By	Prep Date	Prep Batch	Analytical Batch
Run #1 <sup>b</sup>	G0073944.D	1	07/29/11	AFL	n/a	n/a	F:VG2760
Run #2 <sup>c</sup>	G0073796.D	1	07/22/11	AFL	n/a	n/a	F:VG2755

Run #	Initial Weight	Final Volume	Methanol Aliquot
Run #1	6.44 g		
Run #2	6.10 g	5.0 ml	100 ul

## VOA 8260 List

CAS No.	Compound	Result	RL	MDL	Units	Q
67-64-1	Acetone <sup>d</sup>	ND	39	16	ug/kg	
71-43-2	Benzene	7.2	3.9	1.2	ug/kg	
108-86-1	Bromobenzene	ND	3.9	1.1	ug/kg	
74-97-5	Bromochloromethane	ND	3.9	1.1	ug/kg	
75-27-4	Bromodichloromethane	ND	3.9	0.85	ug/kg	
75-25-2	Bromoform	ND	3.9	1.2	ug/kg	
104-51-8	n-Butylbenzene	ND	3.9	1.0	ug/kg	
135-98-8	sec-Butylbenzene	ND	3.9	1.2	ug/kg	
98-06-6	tert-Butylbenzene	ND	3.9	0.93	ug/kg	
108-90-7	Chlorobenzene	1.3	3.9	0.78	ug/kg	J
75-00-3	Chloroethane	1.8	3.9	1.6	ug/kg	J
67-66-3	Chloroform	ND	3.9	0.93	ug/kg	
95-49-8	o-Chlorotoluene	ND	3.9	0.93	ug/kg	
106-43-4	p-Chlorotoluene	ND	3.9	0.93	ug/kg	
56-23-5	Carbon tetrachloride	ND	3.9	1.4	ug/kg	
75-34-3	1,1-Dichloroethane	3.3	3.9	0.85	ug/kg	J
75-35-4	1,1-Dichloroethylene	ND	3.9	1.1	ug/kg	
563-58-6	1,1-Dichloropropene	ND	3.9	1.0	ug/kg	
96-12-8	1,2-Dibromo-3-chloropropane	ND	3.9	1.8	ug/kg	
106-93-4	1,2-Dibromoethane	ND	3.9	0.78	ug/kg	
107-06-2	1,2-Dichloroethane	ND	3.9	0.78	ug/kg	
78-87-5	1,2-Dichloropropane	ND	3.9	0.93	ug/kg	
142-28-9	1,3-Dichloropropane	ND	3.9	0.78	ug/kg	
108-20-3	Di-Isopropyl ether	ND	3.9	0.78	ug/kg	
594-20-7	2,2-Dichloropropane	ND	3.9	1.1	ug/kg	
124-48-1	Dibromochloromethane	ND	3.9	0.78	ug/kg	
75-71-8	Dichlorodifluoromethane	ND	3.9	1.2	ug/kg	
156-59-2	cis-1,2-Dichloroethylene	ND	3.9	1.2	ug/kg	
10061-01-5	cis-1,3-Dichloropropene	ND	3.9	0.78	ug/kg	
541-73-1	m-Dichlorobenzene	ND	3.9	0.93	ug/kg	
95-50-1	o-Dichlorobenzene	2.5	3.9	0.85	ug/kg	J
106-46-7	p-Dichlorobenzene	0.89	3.9	0.85	ug/kg	J

ND = Not detected MDL - Method Detection Limit

RL = Reporting Limit

E = Indicates value exceeds calibration range

J = Indicates an estimated value

B = Indicates analyte found in associated method blank

N = Indicates presumptive evidence of a compound



## Report of Analysis

<b>Client Sample ID:</b>	R10-0.5	<b>Date Sampled:</b>	07/14/11
<b>Lab Sample ID:</b>	C17018-16	<b>Date Received:</b>	07/15/11
<b>Matrix:</b>	SO - Soil	<b>Percent Solids:</b>	n/a <sup>a</sup>
<b>Method:</b>	SW846 8260B	<b>Project:</b> Romc Soil Investigation(Romc EPA) - 2081 Bay Road,East Palo Alto,CA	

**VOA 8260 List**

CAS No.	Compound	Result	RL	MDL	Units	Q
156-60-5	trans-1,2-Dichloroethylene	ND	3.9	1.2	ug/kg	
10061-02-6	trans-1,3-Dichloropropene	ND	3.9	0.85	ug/kg	
100-41-4	Ethylbenzene	ND	3.9	0.78	ug/kg	
637-92-3	Ethyl tert-Butyl Ether	ND	3.9	1.0	ug/kg	
591-78-6	2-Hexanone	ND	19	4.2	ug/kg	
87-68-3	Hexachlorobutadiene	ND	3.9	1.6	ug/kg	
98-82-8	Isopropylbenzene	ND	3.9	0.85	ug/kg	
99-87-6	p-Isopropyltoluene	ND	3.9	0.93	ug/kg	
108-10-1	4-Methyl-2-pentanone	ND	19	4.3	ug/kg	
74-83-9	Methyl bromide	ND	3.9	1.6	ug/kg	
74-87-3	Methyl chloride <sup>e</sup>	ND	3.9	1.6	ug/kg	
74-95-3	Methylene bromide	ND	3.9	1.2	ug/kg	
75-09-2	Methylene chloride	ND	7.8	3.6	ug/kg	
78-93-3	Methyl ethyl ketone <sup>f</sup>	ND	19	4.7	ug/kg	
1634-04-4	Methyl Tert Butyl Ether	ND	3.9	1.6	ug/kg	
91-20-3	Naphthalene	ND	3.9	1.6	ug/kg	
103-65-1	n-Propylbenzene	ND	3.9	1.1	ug/kg	
100-42-5	Styrene	ND	3.9	2.0	ug/kg	
994-05-8	Tert-Amyl Methyl Ether	ND	3.9	1.0	ug/kg	
75-65-0	Tert Butyl Alcohol	ND	39	16	ug/kg	
630-20-6	1,1,1,2-Tetrachloroethane	ND	3.9	0.78	ug/kg	
71-55-6	1,1,1-Trichloroethane	1.2	3.9	0.85	ug/kg	J
79-34-5	1,1,2,2-Tetrachloroethane	ND	3.9	0.93	ug/kg	
79-00-5	1,1,2-Trichloroethane	ND	3.9	0.85	ug/kg	
87-61-6	1,2,3-Trichlorobenzene <sup>d</sup>	ND	3.9	0.78	ug/kg	
96-18-4	1,2,3-Trichloropropane	ND	3.9	1.3	ug/kg	
120-82-1	1,2,4-Trichlorobenzene	ND	3.9	0.93	ug/kg	
95-63-6	1,2,4-Trimethylbenzene	ND	3.9	0.85	ug/kg	
108-67-8	1,3,5-Trimethylbenzene	ND	3.9	1.0	ug/kg	
127-18-4	Tetrachloroethylene	15.8	3.9	0.78	ug/kg	
108-88-3	Toluene	ND	3.9	0.93	ug/kg	
79-01-6	Trichloroethylene	ND	3.9	0.93	ug/kg	
75-69-4	Trichlorofluoromethane	ND	3.9	1.6	ug/kg	
75-01-4	Vinyl chloride	1.7	3.9	1.2	ug/kg	J
1330-20-7	Xylene (total)	ND	12	2.5	ug/kg	

CAS No.	Surrogate Recoveries	Run# 1	Run# 2	Limits
1868-53-7	Dibromofluoromethane	95%	96%	80-121%
2037-26-5	Toluene-D8	91%	85%	71-130%

ND = Not detected      MDL - Method Detection Limit  
 RL = Reporting Limit  
 E = Indicates value exceeds calibration range

J = Indicates an estimated value  
 B = Indicates analyte found in associated method blank  
 N = Indicates presumptive evidence of a compound

## Report of Analysis

<b>Client Sample ID:</b> R10-0.5		<b>Date Sampled:</b> 07/14/11
<b>Lab Sample ID:</b> C17018-16		<b>Date Received:</b> 07/15/11
<b>Matrix:</b> SO - Soil		<b>Percent Solids:</b> n/a <sup>a</sup>
<b>Method:</b> SW846 8260B		
<b>Project:</b> Romic Soil Investigation(Romic EPA) - 2081 Bay Road, East Palo Alto, CA		

**VOA 8260 List**

CAS No.	Surrogate Recoveries	Run# 1	Run# 2	Limits
460-00-4	4-Bromofluorobenzene	103%	94%	59-148%
17060-07-0	1,2-Dichloroethane-D4	86%	99%	77-123%

- (a) All results reported on wet weight basis.
- (b) Sample re-analyzed beyond hold time; reported results are considered minimum values. Analysis performed at Accutest Laboratories, Orlando FL.
- (c) Confirmation run. Analysis performed at Accutest Laboratories, Orlando FL.
- (d) ICV and BS outside of control limits.
- (e) CCV outside of control limits.
- (f) Associated BS recovery outside control limits.

ND = Not detected      MDL - Method Detection Limit  
 RL = Reporting Limit  
 E = Indicates value exceeds calibration range

J = Indicates an estimated value  
 B = Indicates analyte found in associated method blank  
 N = Indicates presumptive evidence of a compound

## Report of Analysis

<b>Client Sample ID:</b>	R10-0.5	<b>Date Sampled:</b>	07/14/11
<b>Lab Sample ID:</b>	C17018-16	<b>Date Received:</b>	07/15/11
<b>Matrix:</b>	SO - Soil	<b>Percent Solids:</b>	n/a <sup>a</sup>
<b>Method:</b>	SW846 8270C SW846 3550B	<b>Project:</b> Romic Soil Investigation(Romic EPA) - 2081 Bay Road, East Palo Alto, CA	

Run #1	File ID	DF	Analyzed	By	Prep Date	Prep Batch	Analytical Batch
Run #1	Y8879.D	1	07/19/11	MT	07/18/11	OP4247	EY424
Run #2							

Run #1	Initial Weight	Final Volume
Run #1	10.2 g	1.0 ml
Run #2		

## ABN Full List

CAS No.	Compound	Result	RL	MDL	Units	Q
65-85-0	Benzoic acid	ND	980	870	ug/kg	
95-57-8	2-Chlorophenol	ND	980	670	ug/kg	
59-50-7	4-Chloro-3-methyl phenol	ND	490	410	ug/kg	
120-83-2	2,4-Dichlorophenol	ND	490	140	ug/kg	
105-67-9	2,4-Dimethylphenol	ND	490	150	ug/kg	
51-28-5	2,4-Dinitrophenol	ND	2500	830	ug/kg	
534-52-1	4,6-Dinitro-o-cresol	ND	2000	1000	ug/kg	
95-48-7	2-Methylphenol	ND	490	170	ug/kg	
	3&4-Methylphenol	ND	490	150	ug/kg	
88-75-5	2-Nitrophenol	ND	490	130	ug/kg	
100-02-7	4-Nitrophenol	ND	2000	1200	ug/kg	
87-86-5	Pentachlorophenol	ND	490	410	ug/kg	
108-95-2	Phenol	ND	2000	1300	ug/kg	
95-95-4	2,4,5-Trichlorophenol	ND	490	120	ug/kg	
88-06-2	2,4,6-Trichlorophenol	ND	490	160	ug/kg	
83-32-9	Acenaphthene	ND	980	490	ug/kg	
208-96-8	Acenaphthylene	ND	490	200	ug/kg	
62-53-3	Aniline	ND	490	140	ug/kg	
120-12-7	Anthracene	ND	490	98	ug/kg	
103-33-3	Azobenzene	ND	490	170	ug/kg	
92-87-5	Benzidine	ND	2500	720	ug/kg	
56-55-3	Benzo(a)anthracene	ND	490	69	ug/kg	
50-32-8	Benzo(a)pyrene	ND	490	88	ug/kg	
205-99-2	Benzo(b)fluoranthene	ND	490	59	ug/kg	
191-24-2	Benzo(g,h,i)perylene	ND	490	150	ug/kg	
207-08-9	Benzo(k)fluoranthene	ND	490	120	ug/kg	
101-55-3	4-Bromophenyl phenyl ether	ND	490	150	ug/kg	
85-68-7	Butyl benzyl phthalate	ND	490	110	ug/kg	
100-51-6	Benzyl Alcohol	ND	980	160	ug/kg	
91-58-7	2-Chloronaphthalene	ND	490	180	ug/kg	
106-47-8	4-Chloroaniline	ND	490	140	ug/kg	
86-74-8	Carbazole	ND	490	78	ug/kg	

ND = Not detected MDL - Method Detection Limit

RL = Reporting Limit

E = Indicates value exceeds calibration range

J = Indicates an estimated value

B = Indicates analyte found in associated method blank

N = Indicates presumptive evidence of a compound

## Report of Analysis

<b>Client Sample ID:</b>	R10-0.5	<b>Date Sampled:</b>	07/14/11
<b>Lab Sample ID:</b>	C17018-16	<b>Date Received:</b>	07/15/11
<b>Matrix:</b>	SO - Soil	<b>Percent Solids:</b>	n/a <sup>a</sup>
<b>Method:</b>	SW846 8270C SW846 3550B		
<b>Project:</b>	Romic Soil Investigation(Romic EPA) - 2081 Bay Road,East Palo Alto,CA		

## ABN Full List

CAS No.	Compound	Result	RL	MDL	Units	Q
218-01-9	Chrysene	ND	490	98	ug/kg	
111-91-1	bis(2-Chloroethoxy)methane	ND	490	180	ug/kg	
111-44-4	bis(2-Chloroethyl)ether	ND	490	230	ug/kg	
108-60-1	bis(2-Chloroisopropyl)ether	ND	490	260	ug/kg	
7005-72-3	4-Chlorophenyl phenyl ether	ND	490	190	ug/kg	
95-50-1	1,2-Dichlorobenzene	ND	490	160	ug/kg	
541-73-1	1,3-Dichlorobenzene	ND	490	150	ug/kg	
106-46-7	1,4-Dichlorobenzene	ND	490	410	ug/kg	
121-14-2	2,4-Dinitrotoluene	ND	490	450	ug/kg	
606-20-2	2,6-Dinitrotoluene	ND	980	310	ug/kg	
91-94-1	3,3' -Dichlorobenzidine	ND	2500	140	ug/kg	
53-70-3	Dibenzo(a,h)anthracene	ND	490	130	ug/kg	
132-64-9	Dibenzofuran	ND	490	160	ug/kg	
122-39-4	Diphenylamine	ND	490	120	ug/kg	
84-74-2	Di-n-butyl phthalate	ND	490	98	ug/kg	
117-84-0	Di-n-octyl phthalate	ND	490	130	ug/kg	
84-66-2	Diethyl phthalate	ND	490	170	ug/kg	
131-11-3	Dimethyl phthalate	ND	490	180	ug/kg	
117-81-7	bis(2-Ethylhexyl)phthalate	ND	490	220	ug/kg	
206-44-0	Fluoranthene	ND	490	98	ug/kg	
86-73-7	Fluorene	ND	490	180	ug/kg	
118-74-1	Hexachlorobenzene	ND	490	130	ug/kg	
87-68-3	Hexachlorobutadiene	ND	490	190	ug/kg	
77-47-4	Hexachlorocyclopentadiene	ND	490	140	ug/kg	
67-72-1	Hexachloroethane	ND	490	160	ug/kg	
193-39-5	Indeno(1,2,3-cd)pyrene	ND	490	140	ug/kg	
78-59-1	Isophorone	ND	490	170	ug/kg	
90-12-0	1-Methylnaphthalene	ND	490	160	ug/kg	
91-57-6	2-Methylnaphthalene	ND	490	160	ug/kg	
88-74-4	2-Nitroaniline	ND	490	120	ug/kg	
99-09-2	3-Nitroaniline	ND	490	120	ug/kg	
100-01-6	4-Nitroaniline	ND	490	290	ug/kg	
91-20-3	Naphthalene	ND	490	170	ug/kg	
98-95-3	Nitrobenzene	ND	490	160	ug/kg	
62-75-9	N-Nitrosodimethylamine	ND	4900	2200	ug/kg	
621-64-7	N-Nitroso-di-n-propylamine	ND	980	540	ug/kg	
85-01-8	Phenanthrene	ND	490	110	ug/kg	
129-00-0	Pyrene	ND	980	670	ug/kg	
110-86-1	Pyridine	ND	2000	220	ug/kg	
120-82-1	1,2,4-Trichlorobenzene	ND	490	330	ug/kg	

ND = Not detected MDL - Method Detection Limit

RL = Reporting Limit

E = Indicates value exceeds calibration range

J = Indicates an estimated value

B = Indicates analyte found in associated method blank

N = Indicates presumptive evidence of a compound

## Report of Analysis

<b>Client Sample ID:</b>	R10-0.5	<b>Date Sampled:</b>	07/14/11
<b>Lab Sample ID:</b>	C17018-16	<b>Date Received:</b>	07/15/11
<b>Matrix:</b>	SO - Soil	<b>Percent Solids:</b>	n/a <sup>a</sup>
<b>Method:</b>	SW846 8270C SW846 3550B		
<b>Project:</b>	Romic Soil Investigation(Romic EPA) - 2081 Bay Road, East Palo Alto, CA		

## ABN Full List

CAS No.	Surrogate Recoveries	Run# 1	Run# 2	Limits
367-12-4	2-Fluorophenol	57%		20-100%
4165-62-2	Phenol-d5	60%		20-100%
118-79-6	2,4,6-Tribromophenol	79%		30-100%
4165-60-0	Nitrobenzene-d5	59%		20-100%
321-60-8	2-Fluorobiphenyl	62%		20-106%
1718-51-0	Terphenyl-d14	103%		55-130%

(a) All results reported on wet weight basis.

ND = Not detected      MDL - Method Detection Limit  
 RL = Reporting Limit  
 E = Indicates value exceeds calibration range

J = Indicates an estimated value  
 B = Indicates analyte found in associated method blank  
 N = Indicates presumptive evidence of a compound

## Report of Analysis

<b>Client Sample ID:</b> R10-0.5		<b>Date Sampled:</b> 07/14/11
<b>Lab Sample ID:</b> C17018-16		<b>Date Received:</b> 07/15/11
<b>Matrix:</b> SO - Soil		<b>Percent Solids:</b> n/a <sup>a</sup>
<b>Method:</b> SW846 8015B		
<b>Project:</b> Romc Soil Investigation(Romc EPA) - 2081 Bay Road, East Palo Alto, CA		

Run #	File ID	DF	Analyzed	By	Prep Date	Prep Batch	Analytical Batch
Run #1	JK21320.D	1	07/27/11	TT	n/a	n/a	GJK882
Run #2							

Run #	Initial Weight
Run #1	5.01 g
Run #2	

**TPH Volatiles**

CAS No.	Compound	Result	RL	MDL	Units	Q
	TPH-GRO (C6-C10)	ND	0.10	0.050	mg/kg	
CAS No.	Surrogate Recoveries	Run# 1	Run# 2	Limits		
98-08-8	aaa-Trifluorotoluene	95%		60-157%		

(a) All results reported on wet weight basis.

ND = Not detected      MDL - Method Detection Limit  
 RL = Reporting Limit

J = Indicates an estimated value  
 B = Indicates analyte found in associated method blank  
 N = Indicates presumptive evidence of a compound

## Report of Analysis

<b>Client Sample ID:</b>	R10-0.5	<b>Date Sampled:</b>	07/14/11
<b>Lab Sample ID:</b>	C17018-16	<b>Date Received:</b>	07/15/11
<b>Matrix:</b>	SO - Soil	<b>Percent Solids:</b>	n/a <sup>a</sup>
<b>Method:</b>	SW846 8081A SW846 3545A	<b>Project:</b> Romic Soil Investigation(Romic EPA) - 2081 Bay Road, East Palo Alto, CA	

Run #	File ID	DF	Analyzed	By	Prep Date	Prep Batch	Analytical Batch
Run #1	OO22771.D	1	07/27/11	RV	07/16/11	OP4244	G00728
Run #2							

Run #	Initial Weight	Final Volume
Run #1	10.2 g	10.0 ml
Run #2		

## Pesticide PPL List

CAS No.	Compound	Result	RL	MDL	Units	Q
309-00-2	Aldrin	ND	25	9.8	ug/kg	
319-84-6	alpha-BHC	ND	25	11	ug/kg	
319-85-7	beta-BHC	ND	25	3.4	ug/kg	
319-86-8	delta-BHC	ND	25	3.4	ug/kg	
58-89-9	gamma-BHC (Lindane)	ND	25	7.4	ug/kg	
12789-03-6	Chlordane	ND	98	98	ug/kg	
60-57-1	Dieldrin	ND	25	2.9	ug/kg	
72-54-8	4,4' -DDD	ND	25	3.4	ug/kg	
72-55-9	4,4' -DDE	ND	25	2.9	ug/kg	
50-29-3	4,4' -DDT	ND	25	2.9	ug/kg	
72-20-8	Endrin	ND	25	2.9	ug/kg	
7421-93-4	Endrin aldehyde	ND	25	5.9	ug/kg	
959-98-8	Endosulfan-I	ND	25	3.4	ug/kg	
33213-65-9	Endosulfan-II	ND	25	3.4	ug/kg	
1031-07-8	Endosulfan sulfate	ND	25	7.8	ug/kg	
76-44-8	Heptachlor	ND	25	5.9	ug/kg	
1024-57-3	Heptachlor epoxide	ND	25	3.9	ug/kg	
72-43-5	Methoxychlor	ND	25	3.4	ug/kg	
8001-35-2	Toxaphene	ND	98	98	ug/kg	

CAS No.	Surrogate Recoveries	Run# 1	Run# 2	Limits
877-09-8	Tetrachloro-m-xylene	55%		35-132%
877-09-8	Tetrachloro-m-xylene	58%		35-132%
2051-24-3	Decachlorobiphenyl	85%		35-132%
2051-24-3	Decachlorobiphenyl	99%		35-132%

(a) All results reported on wet weight basis.

ND = Not detected MDL - Method Detection Limit

RL = Reporting Limit

E = Indicates value exceeds calibration range

J = Indicates an estimated value

B = Indicates analyte found in associated method blank

N = Indicates presumptive evidence of a compound

## Report of Analysis

<b>Client Sample ID:</b> R10-0.5		<b>Date Sampled:</b> 07/14/11
<b>Lab Sample ID:</b> C17018-16		<b>Date Received:</b> 07/15/11
<b>Matrix:</b> SO - Soil		<b>Percent Solids:</b> n/a <sup>a</sup>
<b>Method:</b> SW846 8082 SW846 3545A		
<b>Project:</b> Romc Soil Investigation(Romc EPA) - 2081 Bay Road, East Palo Alto, CA		

Run #1	File ID	DF	Analyzed	By	Prep Date	Prep Batch	Analytical Batch
Run #1	PP20195.D	1	07/19/11	RV	07/16/11	OP4243	GPP687
Run #2							

Run #1	Initial Weight	Final Volume
Run #1	10.2 g	10.0 ml
Run #2		

**PCB List**

CAS No.	Compound	Result	RL	MDL	Units	Q
12674-11-2	Aroclor 1016	ND	98	17	ug/kg	
11104-28-2	Aroclor 1221	ND	98	49	ug/kg	
11141-16-5	Aroclor 1232	ND	98	49	ug/kg	
53469-21-9	Aroclor 1242	ND	98	49	ug/kg	
12672-29-6	Aroclor 1248	ND	98	49	ug/kg	
11097-69-1	Aroclor 1254	ND	98	49	ug/kg	
11096-82-5	Aroclor 1260	ND	98	20	ug/kg	

CAS No.	Surrogate Recoveries	Run# 1	Run# 2	Limits
877-09-8	Tetrachloro-m-xylene	55%		45-108%
877-09-8	Tetrachloro-m-xylene	53%		45-108%
2051-24-3	Decachlorobiphenyl	95%		54-121%
2051-24-3	Decachlorobiphenyl	81%		54-121%

(a) All results reported on wet weight basis.

ND = Not detected      MDL - Method Detection Limit  
 RL = Reporting Limit  
 E = Indicates value exceeds calibration range

J = Indicates an estimated value  
 B = Indicates analyte found in associated method blank  
 N = Indicates presumptive evidence of a compound



## Report of Analysis

<b>Client Sample ID:</b> R10-0.5		<b>Date Sampled:</b> 07/14/11
<b>Lab Sample ID:</b> C17018-16		<b>Date Received:</b> 07/15/11
<b>Matrix:</b> SO - Soil		<b>Percent Solids:</b> n/a <sup>a</sup>
<b>Method:</b> SW846 8015B M SW846 3545A		
<b>Project:</b> Romc Soil Investigation(Romc EPA) - 2081 Bay Road, East Palo Alto, CA		

Run #	File ID	DF	Analyzed	By	Prep Date	Prep Batch	Analytical Batch
Run #1	HH15335.D	1	07/21/11	JH	07/19/11	OP4263	GHH526
Run #2							

Run #	Initial Weight	Final Volume
Run #1	10.1 g	1.0 ml
Run #2		

### TPH Extractable w/ Silica Gel Cleanup

CAS No.	Compound	Result	RL	MDL	Units	Q
	TPH (C10-C28)	ND	9.9	5.0	mg/kg	
	TPH (> C28-C40)	ND	20	9.9	mg/kg	

CAS No.	Surrogate Recoveries	Run# 1	Run# 2	Limits
630-01-3	Hexacosane	64%		45-140%

(a) All results reported on wet weight basis.

ND = Not detected      MDL - Method Detection Limit  
 RL = Reporting Limit

J = Indicates an estimated value  
 B = Indicates analyte found in associated method blank  
 N = Indicates presumptive evidence of a compound

## Report of Analysis

<b>Client Sample ID:</b> R10-0.5	<b>Date Sampled:</b> 07/14/11
<b>Lab Sample ID:</b> C17018-16	<b>Date Received:</b> 07/15/11
<b>Matrix:</b> SO - Soil	<b>Percent Solids:</b> n/a <sup>a</sup>
<b>Project:</b> Romic Soil Investigation(Romic EPA) - 2081 Bay Road,East Palo Alto,CA	

### Metals Analysis

Analyte	Result	RL	Units	DF	Prep	Analyzed By	Method	Prep Method
Antimony	< 3.7	3.7	mg/kg	2	07/17/11	07/25/11 RS	SW846 6010B <sup>3</sup>	SW846 3050B <sup>4</sup>
Arsenic	< 1.8	1.8	mg/kg	1	07/17/11	07/20/11 RS	SW846 6010B <sup>1</sup>	SW846 3050B <sup>4</sup>
Barium	19.0	18	mg/kg	1	07/17/11	07/20/11 RS	SW846 6010B <sup>1</sup>	SW846 3050B <sup>4</sup>
Beryllium	< 1.8	1.8	mg/kg	2	07/17/11	07/25/11 RS	SW846 6010B <sup>3</sup>	SW846 3050B <sup>4</sup>
Cadmium	< 0.92	0.92	mg/kg	1	07/17/11	07/20/11 RS	SW846 6010B <sup>1</sup>	SW846 3050B <sup>4</sup>
Chromium	122	0.92	mg/kg	1	07/17/11	07/20/11 RS	SW846 6010B <sup>1</sup>	SW846 3050B <sup>4</sup>
Cobalt	42.5	1.8	mg/kg	2	07/17/11	07/25/11 RS	SW846 6010B <sup>3</sup>	SW846 3050B <sup>4</sup>
Copper	81.4	4.6	mg/kg	2	07/17/11	07/25/11 RS	SW846 6010B <sup>3</sup>	SW846 3050B <sup>4</sup>
Lead	< 3.7	3.7	mg/kg	2	07/17/11	07/25/11 RS	SW846 6010B <sup>3</sup>	SW846 3050B <sup>4</sup>
Mercury	< 0.042	0.042	mg/kg	1	07/18/11	07/19/11 RW	SW846 7471A <sup>2</sup>	SW846 7471A <sup>5</sup>
Molybdenum	< 1.8	1.8	mg/kg	1	07/17/11	07/20/11 RS	SW846 6010B <sup>1</sup>	SW846 3050B <sup>4</sup>
Nickel	85.5	0.92	mg/kg	1	07/17/11	07/20/11 RS	SW846 6010B <sup>1</sup>	SW846 3050B <sup>4</sup>
Selenium	< 1.8	1.8	mg/kg	1	07/17/11	07/20/11 RS	SW846 6010B <sup>1</sup>	SW846 3050B <sup>4</sup>
Silver <sup>b</sup>	< 5.4	5.4	mg/kg	2	07/17/11	07/25/11 RS	SW846 6010B <sup>3</sup>	SW846 3050B <sup>4</sup>
Thallium <sup>b</sup>	< 7.4	7.4	mg/kg	2	07/17/11	07/25/11 RS	SW846 6010B <sup>3</sup>	SW846 3050B <sup>4</sup>
Vanadium	152	1.8	mg/kg	2	07/17/11	07/25/11 RS	SW846 6010B <sup>3</sup>	SW846 3050B <sup>4</sup>
Zinc	68.0	1.8	mg/kg	1	07/17/11	07/20/11 RS	SW846 6010B <sup>1</sup>	SW846 3050B <sup>4</sup>

- (1) Instrument QC Batch: MA1993
- (2) Instrument QC Batch: MA1994
- (3) Instrument QC Batch: MA2003
- (4) Prep QC Batch: MP3725
- (5) Prep QC Batch: MP3736

- (a) All results reported on wet weight basis.
- (b) Elevated reporting limit(s) due to matrix interference and/or dilution required for high interfering element.

RL = Reporting Limit

## Report of Analysis

<b>Client Sample ID:</b>	R10-2.5	<b>Date Sampled:</b>	07/14/11
<b>Lab Sample ID:</b>	C17018-17	<b>Date Received:</b>	07/15/11
<b>Matrix:</b>	SO - Soil	<b>Percent Solids:</b>	n/a
<b>Method:</b>	SW846 8260B	<b>Project:</b> Romic Soil Investigation(Romic EPA) - 2081 Bay Road, East Palo Alto, CA	

Run #	File ID	DF	Analyzed	By	Prep Date	Prep Batch	Analytical Batch
Run #1 <sup>a</sup>	G0073945.D	10	07/29/11	AFL	n/a	n/a	F:VG2760
Run #2							

Run #	Initial Weight	Final Volume	Methanol Aliquot
Run #1	6.34 g	5.0 ml	50.0 ul
Run #2			

## VOA 8260 List

CAS No.	Compound	Result	RL	MDL	Units	Q
67-64-1	Acetone <sup>b</sup>	ND	39000	16000	ug/kg	
71-43-2	Benzene	ND	3900	1200	ug/kg	
108-86-1	Bromobenzene	ND	3900	1100	ug/kg	
74-97-5	Bromochloromethane	ND	3900	1100	ug/kg	
75-27-4	Bromodichloromethane	ND	3900	870	ug/kg	
75-25-2	Bromoform	ND	3900	1200	ug/kg	
104-51-8	n-Butylbenzene	ND	3900	1000	ug/kg	
135-98-8	sec-Butylbenzene	ND	3900	1300	ug/kg	
98-06-6	tert-Butylbenzene	ND	3900	950	ug/kg	
108-90-7	Chlorobenzene	ND	3900	790	ug/kg	
75-00-3	Chloroethane	ND	3900	1600	ug/kg	
67-66-3	Chloroform	ND	3900	950	ug/kg	
95-49-8	o-Chlorotoluene	ND	3900	950	ug/kg	
106-43-4	p-Chlorotoluene	ND	3900	950	ug/kg	
56-23-5	Carbon tetrachloride	ND	3900	1400	ug/kg	
75-34-3	1,1-Dichloroethane	ND	3900	870	ug/kg	
75-35-4	1,1-Dichloroethylene	ND	3900	1100	ug/kg	
563-58-6	1,1-Dichloropropene	ND	3900	1000	ug/kg	
96-12-8	1,2-Dibromo-3-chloropropane	ND	3900	1800	ug/kg	
106-93-4	1,2-Dibromoethane	ND	3900	790	ug/kg	
107-06-2	1,2-Dichloroethane	ND	3900	790	ug/kg	
78-87-5	1,2-Dichloropropane	ND	3900	950	ug/kg	
142-28-9	1,3-Dichloropropane	ND	3900	790	ug/kg	
108-20-3	Di-Isopropyl ether	ND	3900	790	ug/kg	
594-20-7	2,2-Dichloropropane	ND	3900	1100	ug/kg	
124-48-1	Dibromochloromethane	ND	3900	790	ug/kg	
75-71-8	Dichlorodifluoromethane	ND	3900	1200	ug/kg	
156-59-2	cis-1,2-Dichloroethylene	1810	3900	1200	ug/kg	J
10061-01-5	cis-1,3-Dichloropropene	ND	3900	790	ug/kg	
541-73-1	m-Dichlorobenzene	ND	3900	950	ug/kg	
95-50-1	o-Dichlorobenzene	ND	3900	870	ug/kg	
106-46-7	p-Dichlorobenzene	ND	3900	870	ug/kg	

ND = Not detected MDL - Method Detection Limit

RL = Reporting Limit

E = Indicates value exceeds calibration range

J = Indicates an estimated value

B = Indicates analyte found in associated method blank

N = Indicates presumptive evidence of a compound

## Report of Analysis

<b>Client Sample ID:</b>	R10-2.5	<b>Date Sampled:</b>	07/14/11
<b>Lab Sample ID:</b>	C17018-17	<b>Date Received:</b>	07/15/11
<b>Matrix:</b>	SO - Soil	<b>Percent Solids:</b>	n/a
<b>Method:</b>	SW846 8260B	<b>Project:</b> Romc Soil Investigation(Romc EPA) - 2081 Bay Road,East Palo Alto,CA	

## VOA 8260 List

CAS No.	Compound	Result	RL	MDL	Units	Q
156-60-5	trans-1,2-Dichloroethylene	ND	3900	1200	ug/kg	
10061-02-6	trans-1,3-Dichloropropene	ND	3900	870	ug/kg	
100-41-4	Ethylbenzene	ND	3900	790	ug/kg	
637-92-3	Ethyl tert-Butyl Ether	ND	3900	1000	ug/kg	
591-78-6	2-Hexanone	ND	20000	4300	ug/kg	
87-68-3	Hexachlorobutadiene	ND	3900	1600	ug/kg	
98-82-8	Isopropylbenzene	ND	3900	870	ug/kg	
99-87-6	p-Isopropyltoluene	ND	3900	950	ug/kg	
108-10-1	4-Methyl-2-pentanone	ND	20000	4300	ug/kg	
74-83-9	Methyl bromide	ND	3900	1600	ug/kg	
74-87-3	Methyl chloride <sup>c</sup>	ND	3900	1600	ug/kg	
74-95-3	Methylene bromide	ND	3900	1200	ug/kg	
75-09-2	Methylene chloride	11400	7900	3600	ug/kg	
78-93-3	Methyl ethyl ketone <sup>d</sup>	ND	20000	4800	ug/kg	
1634-04-4	Methyl Tert Butyl Ether	ND	3900	1600	ug/kg	
91-20-3	Naphthalene	ND	3900	1600	ug/kg	
103-65-1	n-Propylbenzene	ND	3900	1100	ug/kg	
100-42-5	Styrene	ND	3900	2100	ug/kg	
994-05-8	Tert-Amyl Methyl Ether	ND	3900	1000	ug/kg	
75-65-0	Tert Butyl Alcohol	ND	39000	16000	ug/kg	
630-20-6	1,1,1,2-Tetrachloroethane	ND	3900	790	ug/kg	
71-55-6	1,1,1-Trichloroethane	1710	3900	870	ug/kg	J
79-34-5	1,1,2,2-Tetrachloroethane	ND	3900	950	ug/kg	
79-00-5	1,1,2-Trichloroethane	ND	3900	870	ug/kg	
87-61-6	1,2,3-Trichlorobenzene	ND	3900	790	ug/kg	
96-18-4	1,2,3-Trichloropropane	ND	3900	1300	ug/kg	
120-82-1	1,2,4-Trichlorobenzene	ND	3900	950	ug/kg	
95-63-6	1,2,4-Trimethylbenzene	ND	3900	870	ug/kg	
108-67-8	1,3,5-Trimethylbenzene	ND	3900	1000	ug/kg	
127-18-4	Tetrachloroethylene	130000	3900	790	ug/kg	
108-88-3	Toluene	7730	3900	950	ug/kg	
79-01-6	Trichloroethylene	1440	3900	950	ug/kg	J
75-69-4	Trichlorofluoromethane	ND	3900	1600	ug/kg	
75-01-4	Vinyl chloride	ND	3900	1200	ug/kg	
1330-20-7	Xylene (total)	ND	12000	2500	ug/kg	

CAS No.	Surrogate Recoveries	Run# 1	Run# 2	Limits
1868-53-7	Dibromofluoromethane	98%		80-121%
2037-26-5	Toluene-D8	88%		71-130%

ND = Not detected MDL - Method Detection Limit

RL = Reporting Limit

E = Indicates value exceeds calibration range

J = Indicates an estimated value

B = Indicates analyte found in associated method blank

N = Indicates presumptive evidence of a compound

## Report of Analysis

<b>Client Sample ID:</b>	R10-2.5	<b>Date Sampled:</b>	07/14/11
<b>Lab Sample ID:</b>	C17018-17	<b>Date Received:</b>	07/15/11
<b>Matrix:</b>	SO - Soil	<b>Percent Solids:</b>	n/a
<b>Method:</b>	SW846 8260B	<b>Project:</b> Romic Soil Investigation(Romic EPA) - 2081 Bay Road, East Palo Alto, CA	

### VOA 8260 List

CAS No.	Surrogate Recoveries	Run# 1	Run# 2	Limits
460-00-4	4-Bromofluorobenzene	100%		59-148%
17060-07-0	1,2-Dichloroethane-D4	99%		77-123%

- (a) Sample analyzed beyond hold time; reported results are considered minimum values. Pre-weighed vials were altered in the field; sample weights are estimated. Analysis performed at Accutest Laboratories, Orlando FL.
- (b) ICV and BS outside of control limits.
- (c) CCV outside of control limits.
- (d) Associated BS recovery outside control limits.

ND = Not detected      MDL - Method Detection Limit  
 RL = Reporting Limit  
 E = Indicates value exceeds calibration range

J = Indicates an estimated value  
 B = Indicates analyte found in associated method blank  
 N = Indicates presumptive evidence of a compound

## Report of Analysis

<b>Client Sample ID:</b>	R10-6.0	<b>Date Sampled:</b>	07/14/11
<b>Lab Sample ID:</b>	C17018-18	<b>Date Received:</b>	07/15/11
<b>Matrix:</b>	SO - Soil	<b>Percent Solids:</b>	n/a
<b>Method:</b>	SW846 8260B	<b>Project:</b> Romic Soil Investigation(Romic EPA) - 2081 Bay Road,East Palo Alto,CA	

	File ID	DF	Analyzed	By	Prep Date	Prep Batch	Analytical Batch
Run #1 <sup>a</sup>	G0073837.D	1	07/25/11	AFL	n/a	n/a	F:VG2756
Run #2 <sup>b</sup>	G0073946.D	1	07/29/11	AFL	n/a	n/a	F:VG2760
Run #3 <sup>b</sup>	G0074003.D	10	08/02/11	AFL	n/a	n/a	F:VG2762

	Initial Weight	Final Volume	Methanol Aliquot
Run #1	5.83 g	5.0 ml	100 ul
Run #2	5.93 g	5.0 ml	20.0 ul
Run #3	5.93 g	5.0 ml	20.0 ul

## VOA 8260 List

CAS No.	Compound	Result	RL	MDL	Units	Q
67-64-1	Acetone <sup>c</sup>	ND	2100	860	ug/kg	
71-43-2	Benzene	6770	210	64	ug/kg	
108-86-1	Bromobenzene	194	210	60	ug/kg	J
74-97-5	Bromochloromethane	ND	210	60	ug/kg	
75-27-4	Bromodichloromethane	ND	210	47	ug/kg	
75-25-2	Bromoform	ND	210	64	ug/kg	
104-51-8	n-Butylbenzene	931	210	56	ug/kg	
135-98-8	sec-Butylbenzene	774	210	69	ug/kg	
98-06-6	tert-Butylbenzene	ND	210	51	ug/kg	
108-90-7	Chlorobenzene	61.3	210	43	ug/kg	J
75-00-3	Chloroethane	ND	210	86	ug/kg	
67-66-3	Chloroform	ND	210	51	ug/kg	
95-49-8	o-Chlorotoluene	ND	210	51	ug/kg	
106-43-4	p-Chlorotoluene	ND	210	51	ug/kg	
56-23-5	Carbon tetrachloride	ND	210	77	ug/kg	
75-34-3	1,1-Dichloroethane	1260	210	47	ug/kg	
75-35-4	1,1-Dichloroethylene	1110	210	60	ug/kg	
563-58-6	1,1-Dichloropropene	ND	210	56	ug/kg	
96-12-8	1,2-Dibromo-3-chloropropane	ND	210	99	ug/kg	
106-93-4	1,2-Dibromoethane	ND	210	43	ug/kg	
107-06-2	1,2-Dichloroethane	ND	210	43	ug/kg	
78-87-5	1,2-Dichloropropane	ND	210	51	ug/kg	
142-28-9	1,3-Dichloropropane	ND	210	43	ug/kg	
108-20-3	Di-Isopropyl ether	ND	210	43	ug/kg	
594-20-7	2,2-Dichloropropane	ND	210	60	ug/kg	
124-48-1	Dibromochloromethane	ND	210	43	ug/kg	
75-71-8	Dichlorodifluoromethane	ND	210	64	ug/kg	
156-59-2	cis-1,2-Dichloroethylene	23500 <sup>d</sup>	1100	320	ug/kg	
10061-01-5	cis-1,3-Dichloropropene	ND	210	43	ug/kg	
541-73-1	m-Dichlorobenzene	ND	210	51	ug/kg	

ND = Not detected MDL - Method Detection Limit

RL = Reporting Limit

E = Indicates value exceeds calibration range

J = Indicates an estimated value

B = Indicates analyte found in associated method blank

N = Indicates presumptive evidence of a compound

## Report of Analysis

<b>Client Sample ID:</b>	R10-6.0	<b>Date Sampled:</b>	07/14/11
<b>Lab Sample ID:</b>	C17018-18	<b>Date Received:</b>	07/15/11
<b>Matrix:</b>	SO - Soil	<b>Percent Solids:</b>	n/a
<b>Method:</b>	SW846 8260B	<b>Project:</b> Romic Soil Investigation(Romic EPA) - 2081 Bay Road, East Palo Alto, CA	

## VOA 8260 List

CAS No.	Compound	Result	RL	MDL	Units	Q
95-50-1	o-Dichlorobenzene	ND	210	47	ug/kg	
106-46-7	p-Dichlorobenzene	ND	210	47	ug/kg	
156-60-5	trans-1,2-Dichloroethylene	75.2	210	64	ug/kg	J
10061-02-6	trans-1,3-Dichloropropene	ND	210	47	ug/kg	
100-41-4	Ethylbenzene	1010	210	43	ug/kg	
637-92-3	Ethyl tert-Butyl Ether	ND	210	56	ug/kg	
591-78-6	2-Hexanone	ND	1100	230	ug/kg	
87-68-3	Hexachlorobutadiene	ND	210	86	ug/kg	
98-82-8	Isopropylbenzene	349	210	47	ug/kg	
99-87-6	p-Isopropyltoluene	1290	210	51	ug/kg	
108-10-1	4-Methyl-2-pentanone	ND	1100	240	ug/kg	
74-83-9	Methyl bromide	ND	210	86	ug/kg	
74-87-3	Methyl chloride	ND	210	86	ug/kg	
74-95-3	Methylene bromide	ND	210	64	ug/kg	
75-09-2	Methylene chloride	ND	430	200	ug/kg	
78-93-3	Methyl ethyl ketone	ND	1100	260	ug/kg	
1634-04-4	Methyl Tert Butyl Ether	ND	210	86	ug/kg	
91-20-3	Naphthalene	522	210	86	ug/kg	
103-65-1	n-Propylbenzene	1420	210	60	ug/kg	
100-42-5	Styrene	ND	210	110	ug/kg	
994-05-8	Tert-Amyl Methyl Ether	ND	210	56	ug/kg	
75-65-0	Tert Butyl Alcohol	ND	2100	860	ug/kg	
630-20-6	1,1,1,2-Tetrachloroethane	ND	210	43	ug/kg	
71-55-6	1,1,1-Trichloroethane	8410	210	47	ug/kg	
79-34-5	1,1,2,2-Tetrachloroethane	ND	210	51	ug/kg	
79-00-5	1,1,2-Trichloroethane	ND	210	47	ug/kg	
87-61-6	1,2,3-Trichlorobenzene	ND	210	43	ug/kg	
96-18-4	1,2,3-Trichloropropane	ND	210	73	ug/kg	
120-82-1	1,2,4-Trichlorobenzene	ND	210	51	ug/kg	
95-63-6	1,2,4-Trimethylbenzene	10600 <sup>d</sup>	1100	230	ug/kg	
108-67-8	1,3,5-Trimethylbenzene	3410	210	56	ug/kg	
127-18-4	Tetrachloroethylene <sup>e</sup>	979000 <sup>f</sup>	11000	2100	ug/kg	E
108-88-3	Toluene	3780	210	51	ug/kg	
79-01-6	Trichloroethylene	16700 <sup>d</sup>	1100	250	ug/kg	
75-69-4	Trichlorofluoromethane	ND	210	86	ug/kg	
75-01-4	Vinyl chloride	1020	210	64	ug/kg	
1330-20-7	Xylene (total)	3130	640	140	ug/kg	

ND = Not detected MDL - Method Detection Limit

RL = Reporting Limit

E = Indicates value exceeds calibration range

J = Indicates an estimated value

B = Indicates analyte found in associated method blank

N = Indicates presumptive evidence of a compound

## Report of Analysis

<b>Client Sample ID:</b>	R10-6.0	<b>Date Sampled:</b>	07/14/11
<b>Lab Sample ID:</b>	C17018-18	<b>Date Received:</b>	07/15/11
<b>Matrix:</b>	SO - Soil	<b>Percent Solids:</b>	n/a
<b>Method:</b>	SW846 8260B	<b>Project:</b> Romic Soil Investigation(Romic EPA) - 2081 Bay Road, East Palo Alto, CA	

**VOA 8260 List**

CAS No.	Surrogate Recoveries	Run# 1	Run# 2	Run# 3	Limits
1868-53-7	Dibromofluoromethane	100%	104%	107%	80-121%
2037-26-5	Toluene-D8	85%	83%	86%	71-130%
460-00-4	4-Bromofluorobenzene	108%	98%	95%	59-148%
17060-07-0	1,2-Dichloroethane-D4	101%	102%	108%	77-123%

- (a) Analysis performed at Accutest Laboratories, Orlando FL.
- (b) Sample re-analyzed beyond hold time; reported results are considered minimum values. Analysis performed at Accutest Laboratories, Orlando FL.
- (c) Associated ICV and BS outside control limits.
- (d) Result is from Run# 2
- (e) Associated ICV outside control limits.
- (f) Result is from Run# 3

---

ND = Not detected	MDL - Method Detection Limit	J = Indicates an estimated value
RL = Reporting Limit		B = Indicates analyte found in associated method blank
E = Indicates value exceeds calibration range		N = Indicates presumptive evidence of a compound



## Report of Analysis

<b>Client Sample ID:</b>	S16-0.6	<b>Date Sampled:</b>	07/14/11
<b>Lab Sample ID:</b>	C17018-19	<b>Date Received:</b>	07/15/11
<b>Matrix:</b>	SO - Soil	<b>Percent Solids:</b>	n/a
<b>Method:</b>	SW846 8260B	<b>Project:</b> Romic Soil Investigation(Romic EPA) - 2081 Bay Road, East Palo Alto, CA	

Run #	File ID	DF	Analyzed	By	Prep Date	Prep Batch	Analytical Batch
Run #1 <sup>a</sup>	G0073947.D	1	07/29/11	AFL	n/a	n/a	F:VG2760
Run #2							

Run #	Initial Weight	Final Volume	Methanol Aliquot
Run #1	5.62 g	5.0 ml	100 ul
Run #2			

## VOA 8260 List

CAS No.	Compound	Result	RL	MDL	Units	Q
67-64-1	Acetone <sup>b</sup>	3330	2200	890	ug/kg	J
71-43-2	Benzene	ND	220	67	ug/kg	
108-86-1	Bromobenzene	ND	220	62	ug/kg	
74-97-5	Bromochloromethane	ND	220	62	ug/kg	
75-27-4	Bromodichloromethane	ND	220	49	ug/kg	
75-25-2	Bromoform	ND	220	67	ug/kg	
104-51-8	n-Butylbenzene	ND	220	58	ug/kg	
135-98-8	sec-Butylbenzene	ND	220	71	ug/kg	
98-06-6	tert-Butylbenzene	ND	220	53	ug/kg	
108-90-7	Chlorobenzene	ND	220	44	ug/kg	
75-00-3	Chloroethane	ND	220	89	ug/kg	
67-66-3	Chloroform	ND	220	53	ug/kg	
95-49-8	o-Chlorotoluene	ND	220	53	ug/kg	
106-43-4	p-Chlorotoluene	ND	220	53	ug/kg	
56-23-5	Carbon tetrachloride	ND	220	80	ug/kg	
75-34-3	1,1-Dichloroethane	126	220	49	ug/kg	J
75-35-4	1,1-Dichloroethylene	ND	220	62	ug/kg	
563-58-6	1,1-Dichloropropene	ND	220	58	ug/kg	
96-12-8	1,2-Dibromo-3-chloropropane	ND	220	100	ug/kg	
106-93-4	1,2-Dibromoethane	ND	220	44	ug/kg	
107-06-2	1,2-Dichloroethane	102	220	44	ug/kg	J
78-87-5	1,2-Dichloropropane	ND	220	53	ug/kg	
142-28-9	1,3-Dichloropropane	ND	220	44	ug/kg	
108-20-3	Di-Isopropyl ether	ND	220	44	ug/kg	
594-20-7	2,2-Dichloropropane	ND	220	62	ug/kg	
124-48-1	Dibromochloromethane	ND	220	44	ug/kg	
75-71-8	Dichlorodifluoromethane	ND	220	67	ug/kg	
156-59-2	cis-1,2-Dichloroethylene	3300	220	67	ug/kg	
10061-01-5	cis-1,3-Dichloropropene	ND	220	44	ug/kg	
541-73-1	m-Dichlorobenzene	ND	220	53	ug/kg	
95-50-1	o-Dichlorobenzene	ND	220	49	ug/kg	
106-46-7	p-Dichlorobenzene	ND	220	49	ug/kg	

ND = Not detected MDL - Method Detection Limit

RL = Reporting Limit

E = Indicates value exceeds calibration range

J = Indicates an estimated value

B = Indicates analyte found in associated method blank

N = Indicates presumptive evidence of a compound

## Report of Analysis

<b>Client Sample ID:</b>	S16-0.6	<b>Date Sampled:</b>	07/14/11
<b>Lab Sample ID:</b>	C17018-19	<b>Date Received:</b>	07/15/11
<b>Matrix:</b>	SO - Soil	<b>Percent Solids:</b>	n/a
<b>Method:</b>	SW846 8260B	<b>Project:</b> Romic Soil Investigation(Romic EPA) - 2081 Bay Road, East Palo Alto, CA	

**VOA 8260 List**

CAS No.	Compound	Result	RL	MDL	Units	Q
156-60-5	trans-1,2-Dichloroethylene	ND	220	67	ug/kg	
10061-02-6	trans-1,3-Dichloropropene	ND	220	49	ug/kg	
100-41-4	Ethylbenzene	2020	220	44	ug/kg	
637-92-3	Ethyl tert-Butyl Ether	ND	220	58	ug/kg	
591-78-6	2-Hexanone	ND	1100	240	ug/kg	
87-68-3	Hexachlorobutadiene	ND	220	89	ug/kg	
98-82-8	Isopropylbenzene	147	220	49	ug/kg	J
99-87-6	p-Isopropyltoluene	75.8	220	53	ug/kg	J
108-10-1	4-Methyl-2-pentanone	755	1100	240	ug/kg	J
74-83-9	Methyl bromide	ND	220	89	ug/kg	
74-87-3	Methyl chloride <sup>c</sup>	ND	220	89	ug/kg	
74-95-3	Methylene bromide	ND	220	67	ug/kg	
75-09-2	Methylene chloride	530	440	200	ug/kg	
78-93-3	Methyl ethyl ketone <sup>d</sup>	751	1100	270	ug/kg	J
1634-04-4	Methyl Tert Butyl Ether	ND	220	89	ug/kg	
91-20-3	Naphthalene	ND	220	89	ug/kg	
103-65-1	n-Propylbenzene	297	220	62	ug/kg	
100-42-5	Styrene	ND	220	120	ug/kg	
994-05-8	Tert-Amyl Methyl Ether	ND	220	58	ug/kg	
75-65-0	Tert Butyl Alcohol	ND	2200	890	ug/kg	
630-20-6	1,1,1,2-Tetrachloroethane	ND	220	44	ug/kg	
71-55-6	1,1,1-Trichloroethane	194	220	49	ug/kg	J
79-34-5	1,1,2,2-Tetrachloroethane	ND	220	53	ug/kg	
79-00-5	1,1,2-Trichloroethane	ND	220	49	ug/kg	
87-61-6	1,2,3-Trichlorobenzene	ND	220	44	ug/kg	
96-18-4	1,2,3-Trichloropropane	ND	220	76	ug/kg	
120-82-1	1,2,4-Trichlorobenzene	ND	220	53	ug/kg	
95-63-6	1,2,4-Trimethylbenzene	2140	220	49	ug/kg	
108-67-8	1,3,5-Trimethylbenzene	726	220	58	ug/kg	
127-18-4	Tetrachloroethylene	945	220	44	ug/kg	
108-88-3	Toluene	8450	220	53	ug/kg	
79-01-6	Trichloroethylene	59.0	220	53	ug/kg	J
75-69-4	Trichlorofluoromethane	ND	220	89	ug/kg	
75-01-4	Vinyl chloride	ND	220	67	ug/kg	
1330-20-7	Xylene (total)	11500	670	140	ug/kg	

CAS No.	Surrogate Recoveries	Run# 1	Run# 2	Limits
1868-53-7	Dibromofluoromethane	95%		80-121%
2037-26-5	Toluene-D8	89%		71-130%

ND = Not detected      MDL - Method Detection Limit  
 RL = Reporting Limit  
 E = Indicates value exceeds calibration range

J = Indicates an estimated value  
 B = Indicates analyte found in associated method blank  
 N = Indicates presumptive evidence of a compound

## Report of Analysis

<b>Client Sample ID:</b> S16-0.6		<b>Date Sampled:</b> 07/14/11
<b>Lab Sample ID:</b> C17018-19		<b>Date Received:</b> 07/15/11
<b>Matrix:</b> SO - Soil		<b>Percent Solids:</b> n/a
<b>Method:</b> SW846 8260B		
<b>Project:</b> Romic Soil Investigation(Romic EPA) - 2081 Bay Road, East Palo Alto, CA		

**VOA 8260 List**

CAS No.	Surrogate Recoveries	Run# 1	Run# 2	Limits
460-00-4	4-Bromofluorobenzene	97%		59-148%
17060-07-0	1,2-Dichloroethane-D4	98%		77-123%

- (a) Sample analyzed beyond hold time; reported results are considered minimum values. Pre-weighed vials were altered in the field; sample weights are estimated. Analysis performed at Accutest Laboratories, Orlando FL.
- (b) ICV and BS outside of control limits.
- (c) CCV outside of control limits.
- (d) Associated BS recovery outside control limits.

ND = Not detected      MDL - Method Detection Limit  
 RL = Reporting Limit  
 E = Indicates value exceeds calibration range

J = Indicates an estimated value  
 B = Indicates analyte found in associated method blank  
 N = Indicates presumptive evidence of a compound

## Report of Analysis

<b>Client Sample ID:</b>	S16-2.6	<b>Date Sampled:</b>	07/14/11
<b>Lab Sample ID:</b>	C17018-20	<b>Date Received:</b>	07/15/11
<b>Matrix:</b>	SO - Soil	<b>Percent Solids:</b>	n/a
<b>Method:</b>	SW846 8260B	<b>Project:</b> Romic Soil Investigation(Romic EPA) - 2081 Bay Road, East Palo Alto, CA	

Run #	File ID	DF	Analyzed	By	Prep Date	Prep Batch	Analytical Batch
Run #1 <sup>a</sup>	G0073948.D	1	07/29/11	AFL	n/a	n/a	F:VG2760
Run #2							

Run #	Initial Weight	Final Volume	Methanol Aliquot
Run #1	6.20 g	5.0 ml	20.0 ul
Run #2			

## VOA 8260 List

CAS No.	Compound	Result	RL	MDL	Units	Q
67-64-1	Acetone <sup>b</sup>	61800	10000	4000	ug/kg	J
71-43-2	Benzene	386	1000	300	ug/kg	J
108-86-1	Bromobenzene	ND	1000	280	ug/kg	
74-97-5	Bromochloromethane	ND	1000	280	ug/kg	
75-27-4	Bromodichloromethane	ND	1000	220	ug/kg	
75-25-2	Bromoform	ND	1000	300	ug/kg	
104-51-8	n-Butylbenzene	346	1000	260	ug/kg	J
135-98-8	sec-Butylbenzene	ND	1000	320	ug/kg	
98-06-6	tert-Butylbenzene	ND	1000	240	ug/kg	
108-90-7	Chlorobenzene	ND	1000	200	ug/kg	
75-00-3	Chloroethane	ND	1000	400	ug/kg	
67-66-3	Chloroform	336	1000	240	ug/kg	J
95-49-8	o-Chlorotoluene	ND	1000	240	ug/kg	
106-43-4	p-Chlorotoluene	ND	1000	240	ug/kg	
56-23-5	Carbon tetrachloride	ND	1000	360	ug/kg	
75-34-3	1,1-Dichloroethane	1270	1000	220	ug/kg	
75-35-4	1,1-Dichloroethylene	ND	1000	280	ug/kg	
563-58-6	1,1-Dichloropropene	ND	1000	260	ug/kg	
96-12-8	1,2-Dibromo-3-chloropropane	ND	1000	460	ug/kg	
106-93-4	1,2-Dibromoethane	ND	1000	200	ug/kg	
107-06-2	1,2-Dichloroethane	764	1000	200	ug/kg	J
78-87-5	1,2-Dichloropropane	ND	1000	240	ug/kg	
142-28-9	1,3-Dichloropropane	ND	1000	200	ug/kg	
108-20-3	Di-Isopropyl ether	ND	1000	200	ug/kg	
594-20-7	2,2-Dichloropropane	ND	1000	280	ug/kg	
124-48-1	Dibromochloromethane	ND	1000	200	ug/kg	
75-71-8	Dichlorodifluoromethane	ND	1000	300	ug/kg	
156-59-2	cis-1,2-Dichloroethylene	35100	1000	300	ug/kg	
10061-01-5	cis-1,3-Dichloropropene	ND	1000	200	ug/kg	
541-73-1	m-Dichlorobenzene	ND	1000	240	ug/kg	
95-50-1	o-Dichlorobenzene	ND	1000	220	ug/kg	
106-46-7	p-Dichlorobenzene	ND	1000	220	ug/kg	

ND = Not detected MDL - Method Detection Limit

RL = Reporting Limit

E = Indicates value exceeds calibration range

J = Indicates an estimated value

B = Indicates analyte found in associated method blank

N = Indicates presumptive evidence of a compound

## Report of Analysis

<b>Client Sample ID:</b>	S16-2.6	<b>Date Sampled:</b>	07/14/11
<b>Lab Sample ID:</b>	C17018-20	<b>Date Received:</b>	07/15/11
<b>Matrix:</b>	SO - Soil	<b>Percent Solids:</b>	n/a
<b>Method:</b>	SW846 8260B	<b>Project:</b> Romic Soil Investigation(Romic EPA) - 2081 Bay Road,East Palo Alto,CA	

## VOA 8260 List

CAS No.	Compound	Result	RL	MDL	Units	Q
156-60-5	trans-1,2-Dichloroethylene	ND	1000	300	ug/kg	
10061-02-6	trans-1,3-Dichloropropene	ND	1000	220	ug/kg	
100-41-4	Ethylbenzene	6430	1000	200	ug/kg	
637-92-3	Ethyl tert-Butyl Ether	ND	1000	260	ug/kg	
591-78-6	2-Hexanone	ND	5000	1100	ug/kg	
87-68-3	Hexachlorobutadiene	ND	1000	400	ug/kg	
98-82-8	Isopropylbenzene	380	1000	220	ug/kg	J
99-87-6	p-Isopropyltoluene	426	1000	240	ug/kg	J
108-10-1	4-Methyl-2-pentanone	7750	5000	1100	ug/kg	
74-83-9	Methyl bromide	ND	1000	400	ug/kg	
74-87-3	Methyl chloride <sup>c</sup>	ND	1000	400	ug/kg	
74-95-3	Methylene bromide	ND	1000	300	ug/kg	
75-09-2	Methylene chloride	2300	2000	930	ug/kg	
78-93-3	Methyl ethyl ketone <sup>d</sup>	12000	5000	1200	ug/kg	
1634-04-4	Methyl Tert Butyl Ether	ND	1000	400	ug/kg	
91-20-3	Naphthalene	ND	1000	400	ug/kg	
103-65-1	n-Propylbenzene	945	1000	280	ug/kg	J
100-42-5	Styrene	ND	1000	520	ug/kg	
994-05-8	Tert-Amyl Methyl Ether	ND	1000	260	ug/kg	
75-65-0	Tert Butyl Alcohol	ND	10000	4000	ug/kg	
630-20-6	1,1,1,2-Tetrachloroethane	ND	1000	200	ug/kg	
71-55-6	1,1,1-Trichloroethane	980	1000	220	ug/kg	J
79-34-5	1,1,2,2-Tetrachloroethane	ND	1000	240	ug/kg	
79-00-5	1,1,2-Trichloroethane	ND	1000	220	ug/kg	
87-61-6	1,2,3-Trichlorobenzene	ND	1000	200	ug/kg	
96-18-4	1,2,3-Trichloropropane	ND	1000	340	ug/kg	
120-82-1	1,2,4-Trichlorobenzene	ND	1000	240	ug/kg	
95-63-6	1,2,4-Trimethylbenzene	8600	1000	220	ug/kg	
108-67-8	1,3,5-Trimethylbenzene	2620	1000	260	ug/kg	
127-18-4	Tetrachloroethylene	1640	1000	200	ug/kg	
108-88-3	Toluene	36400	1000	240	ug/kg	
79-01-6	Trichloroethylene	ND	1000	240	ug/kg	
75-69-4	Trichlorofluoromethane	ND	1000	400	ug/kg	
75-01-4	Vinyl chloride	384	1000	300	ug/kg	J
1330-20-7	Xylene (total)	35200	3000	650	ug/kg	

CAS No.	Surrogate Recoveries	Run# 1	Run# 2	Limits
1868-53-7	Dibromofluoromethane	104%		80-121%
2037-26-5	Toluene-D8	86%		71-130%

ND = Not detected MDL - Method Detection Limit

RL = Reporting Limit

E = Indicates value exceeds calibration range

J = Indicates an estimated value

B = Indicates analyte found in associated method blank

N = Indicates presumptive evidence of a compound

## Report of Analysis

<b>Client Sample ID:</b>	S16-2.6	<b>Date Sampled:</b>	07/14/11
<b>Lab Sample ID:</b>	C17018-20	<b>Date Received:</b>	07/15/11
<b>Matrix:</b>	SO - Soil	<b>Percent Solids:</b>	n/a
<b>Method:</b>	SW846 8260B	<b>Project:</b> Romic Soil Investigation(Romic EPA) - 2081 Bay Road,East Palo Alto,CA	

### VOA 8260 List

CAS No.	Surrogate Recoveries	Run# 1	Run# 2	Limits
460-00-4	4-Bromofluorobenzene	100%		59-148%
17060-07-0	1,2-Dichloroethane-D4	102%		77-123%

- (a) Sample analyzed beyond hold time; reported results are considered minimum values. Pre-weighed vials were altered in the field; sample weights are estimated. Analysis performed at Accutest Laboratories, Orlando FL.
- (b) ICV and BS outside of control limits.
- (c) CCV outside of control limits.
- (d) Associated BS recovery outside control limits.

ND = Not detected      MDL - Method Detection Limit  
 RL = Reporting Limit  
 E = Indicates value exceeds calibration range

J = Indicates an estimated value  
 B = Indicates analyte found in associated method blank  
 N = Indicates presumptive evidence of a compound

## Report of Analysis

<b>Client Sample ID:</b>	S16-6.1	<b>Date Sampled:</b>	07/14/11
<b>Lab Sample ID:</b>	C17018-21	<b>Date Received:</b>	07/15/11
<b>Matrix:</b>	SO - Soil	<b>Percent Solids:</b>	n/a
<b>Method:</b>	SW846 8260B	<b>Project:</b> Romic Soil Investigation(Romic EPA) - 2081 Bay Road,East Palo Alto,CA	

Run #	File ID	DF	Analyzed	By	Prep Date	Prep Batch	Analytical Batch
Run #1 <sup>a</sup>	H070671.D	1	07/27/11	AFL	n/a	n/a	F:VH2623
Run #2							

Run #	Initial Weight	Final Volume	Methanol Aliquot
Run #1	6.75 g	5.0 ml	100 ul
Run #2			

## VOA 8260 List

CAS No.	Compound	Result	RL	MDL	Units	Q
67-64-1	Acetone <sup>b</sup>	ND	1900	740	ug/kg	
71-43-2	Benzene	118	190	56	ug/kg	J
108-86-1	Bromobenzene	ND	190	52	ug/kg	
74-97-5	Bromochloromethane	ND	190	52	ug/kg	
75-27-4	Bromodichloromethane	ND	190	41	ug/kg	
75-25-2	Bromoform	ND	190	56	ug/kg	
104-51-8	n-Butylbenzene	ND	190	48	ug/kg	
135-98-8	sec-Butylbenzene	ND	190	59	ug/kg	
98-06-6	tert-Butylbenzene	ND	190	44	ug/kg	
108-90-7	Chlorobenzene	79.9	190	37	ug/kg	J
75-00-3	Chloroethane	ND	190	74	ug/kg	
67-66-3	Chloroform	ND	190	44	ug/kg	
95-49-8	o-Chlorotoluene	ND	190	44	ug/kg	
106-43-4	p-Chlorotoluene	ND	190	44	ug/kg	
56-23-5	Carbon tetrachloride	ND	190	67	ug/kg	
75-34-3	1,1-Dichloroethane	ND	190	41	ug/kg	
75-35-4	1,1-Dichloroethylene	ND	190	52	ug/kg	
563-58-6	1,1-Dichloropropene	ND	190	48	ug/kg	
96-12-8	1,2-Dibromo-3-chloropropane	ND	190	85	ug/kg	
106-93-4	1,2-Dibromoethane	ND	190	37	ug/kg	
107-06-2	1,2-Dichloroethane	ND	190	37	ug/kg	
78-87-5	1,2-Dichloropropane	ND	190	44	ug/kg	
142-28-9	1,3-Dichloropropane	ND	190	37	ug/kg	
108-20-3	Di-Isopropyl ether	ND	190	37	ug/kg	
594-20-7	2,2-Dichloropropane	ND	190	52	ug/kg	
124-48-1	Dibromochloromethane	ND	190	37	ug/kg	
75-71-8	Dichlorodifluoromethane	ND	190	56	ug/kg	
156-59-2	cis-1,2-Dichloroethylene	ND	190	56	ug/kg	
10061-01-5	cis-1,3-Dichloropropene	ND	190	37	ug/kg	
541-73-1	m-Dichlorobenzene	ND	190	44	ug/kg	
95-50-1	o-Dichlorobenzene	ND	190	41	ug/kg	
106-46-7	p-Dichlorobenzene	ND	190	41	ug/kg	

ND = Not detected MDL - Method Detection Limit

RL = Reporting Limit

E = Indicates value exceeds calibration range

J = Indicates an estimated value

B = Indicates analyte found in associated method blank

N = Indicates presumptive evidence of a compound

## Report of Analysis

<b>Client Sample ID:</b>	S16-6.1	<b>Date Sampled:</b>	07/14/11
<b>Lab Sample ID:</b>	C17018-21	<b>Date Received:</b>	07/15/11
<b>Matrix:</b>	SO - Soil	<b>Percent Solids:</b>	n/a
<b>Method:</b>	SW846 8260B	<b>Project:</b> Romic Soil Investigation(Romic EPA) - 2081 Bay Road,East Palo Alto,CA	

## VOA 8260 List

CAS No.	Compound	Result	RL	MDL	Units	Q
156-60-5	trans-1,2-Dichloroethylene	ND	190	56	ug/kg	
10061-02-6	trans-1,3-Dichloropropene	ND	190	41	ug/kg	
100-41-4	Ethylbenzene	1260	190	37	ug/kg	
637-92-3	Ethyl tert-Butyl Ether	ND	190	48	ug/kg	
591-78-6	2-Hexanone	ND	930	200	ug/kg	
87-68-3	Hexachlorobutadiene	ND	190	74	ug/kg	
98-82-8	Isopropylbenzene	67.2	190	41	ug/kg	J
99-87-6	p-Isopropyltoluene	ND	190	44	ug/kg	
108-10-1	4-Methyl-2-pentanone	ND	930	200	ug/kg	
74-83-9	Methyl bromide <sup>c</sup>	ND	190	74	ug/kg	
74-87-3	Methyl chloride	ND	190	74	ug/kg	
74-95-3	Methylene bromide	ND	190	56	ug/kg	
75-09-2	Methylene chloride	ND	370	170	ug/kg	
78-93-3	Methyl ethyl ketone <sup>d</sup>	ND	930	230	ug/kg	
1634-04-4	Methyl Tert Butyl Ether	ND	190	74	ug/kg	
91-20-3	Naphthalene	ND	190	74	ug/kg	
103-65-1	n-Propylbenzene	138	190	52	ug/kg	J
100-42-5	Styrene	ND	190	96	ug/kg	
994-05-8	Tert-Amyl Methyl Ether	ND	190	48	ug/kg	
75-65-0	Tert Butyl Alcohol	ND	1900	740	ug/kg	
630-20-6	1,1,1,2-Tetrachloroethane	ND	190	37	ug/kg	
71-55-6	1,1,1-Trichloroethane	ND	190	41	ug/kg	
79-34-5	1,1,2,2-Tetrachloroethane	ND	190	44	ug/kg	
79-00-5	1,1,2-Trichloroethane	ND	190	41	ug/kg	
87-61-6	1,2,3-Trichlorobenzene	ND	190	37	ug/kg	
96-18-4	1,2,3-Trichloropropane	ND	190	63	ug/kg	
120-82-1	1,2,4-Trichlorobenzene	ND	190	44	ug/kg	
95-63-6	1,2,4-Trimethylbenzene	776	190	41	ug/kg	
108-67-8	1,3,5-Trimethylbenzene	268	190	48	ug/kg	
127-18-4	Tetrachloroethylene	ND	190	37	ug/kg	
108-88-3	Toluene	174	190	44	ug/kg	J
79-01-6	Trichloroethylene	ND	190	44	ug/kg	
75-69-4	Trichlorofluoromethane	ND	190	74	ug/kg	
75-01-4	Vinyl chloride	ND	190	56	ug/kg	
1330-20-7	Xylene (total)	5800	560	120	ug/kg	

CAS No.	Surrogate Recoveries	Run# 1	Run# 2	Limits
1868-53-7	Dibromofluoromethane	98%		80-121%
2037-26-5	Toluene-D8	90%		71-130%

ND = Not detected MDL - Method Detection Limit

RL = Reporting Limit

E = Indicates value exceeds calibration range

J = Indicates an estimated value

B = Indicates analyte found in associated method blank

N = Indicates presumptive evidence of a compound



## Report of Analysis

<b>Client Sample ID:</b> S16-6.1		
<b>Lab Sample ID:</b> C17018-21		<b>Date Sampled:</b> 07/14/11
<b>Matrix:</b> SO - Soil		<b>Date Received:</b> 07/15/11
<b>Method:</b> SW846 8260B		<b>Percent Solids:</b> n/a
<b>Project:</b> Romic Soil Investigation(Romic EPA) - 2081 Bay Road,East Palo Alto,CA		

### VOA 8260 List

CAS No.	Surrogate Recoveries	Run# 1	Run# 2	Limits
460-00-4	4-Bromofluorobenzene	93%		59-148%
17060-07-0	1,2-Dichloroethane-D4	88%		77-123%

- (a) Analysis performed at Accutest Laboratories, Orlando FL.
- (b) ICV and associated BS recovery outside control limits.
- (c) Initial calibration not valid for this compound.
- (d) Associated BS recovery outside control limits.

ND = Not detected      MDL - Method Detection Limit  
 RL = Reporting Limit  
 E = Indicates value exceeds calibration range

J = Indicates an estimated value  
 B = Indicates analyte found in associated method blank  
 N = Indicates presumptive evidence of a compound

## Report of Analysis

<b>Client Sample ID:</b>	T18-3.1	<b>Date Sampled:</b>	07/14/11
<b>Lab Sample ID:</b>	C17018-22	<b>Date Received:</b>	07/15/11
<b>Matrix:</b>	SO - Soil	<b>Percent Solids:</b>	n/a
<b>Method:</b>	SW846 8260B	<b>Project:</b> Romic Soil Investigation(Romic EPA) - 2081 Bay Road, East Palo Alto, CA	

Run #	File ID	DF	Analyzed	By	Prep Date	Prep Batch	Analytical Batch
Run #1 <sup>a</sup>	K052072.D	1	07/27/11	AFL	n/a	n/a	F:VK2214
Run #2 <sup>b</sup>	F051077.D	10	07/29/11	AFL	n/a	n/a	F:VF1546

Run #	Initial Weight	Final Volume	Methanol Aliquot
Run #1	6.00 g	5.0 ml	10.0 ul
Run #2	6.00 g	5.0 ml	10.0 ul

## VOA 8260 List

CAS No.	Compound	Result	RL	MDL	Units	Q
67-64-1	Acetone <sup>c</sup>	13000	21000	8300	ug/kg	J
71-43-2	Benzene	2260	2100	630	ug/kg	
108-86-1	Bromobenzene	ND	2100	580	ug/kg	
74-97-5	Bromochloromethane	ND	2100	580	ug/kg	
75-27-4	Bromodichloromethane	ND	2100	460	ug/kg	
75-25-2	Bromoform	ND	2100	630	ug/kg	
104-51-8	n-Butylbenzene	9490	2100	540	ug/kg	
135-98-8	sec-Butylbenzene	6370	2100	670	ug/kg	
98-06-6	tert-Butylbenzene	ND	2100	500	ug/kg	
108-90-7	Chlorobenzene	ND	2100	420	ug/kg	
75-00-3	Chloroethane	ND	2100	830	ug/kg	
67-66-3	Chloroform	4840	2100	500	ug/kg	
95-49-8	o-Chlorotoluene	ND	2100	500	ug/kg	
106-43-4	p-Chlorotoluene	ND	2100	500	ug/kg	
56-23-5	Carbon tetrachloride	ND	2100	750	ug/kg	
75-34-3	1,1-Dichloroethane	10200	2100	460	ug/kg	
75-35-4	1,1-Dichloroethylene	3570	2100	580	ug/kg	
563-58-6	1,1-Dichloropropene	ND	2100	540	ug/kg	
96-12-8	1,2-Dibromo-3-chloropropane	ND	2100	960	ug/kg	
106-93-4	1,2-Dibromoethane	ND	2100	420	ug/kg	
107-06-2	1,2-Dichloroethane	2220	2100	420	ug/kg	
78-87-5	1,2-Dichloropropane	ND	2100	500	ug/kg	
142-28-9	1,3-Dichloropropane	ND	2100	420	ug/kg	
108-20-3	Di-Isopropyl ether	ND	2100	420	ug/kg	
594-20-7	2,2-Dichloropropane	ND	2100	580	ug/kg	
124-48-1	Dibromochloromethane	ND	2100	420	ug/kg	
75-71-8	Dichlorodifluoromethane	ND	2100	630	ug/kg	
156-59-2	cis-1,2-Dichloroethylene	254000 <sup>d</sup>	21000	6300	ug/kg	
10061-01-5	cis-1,3-Dichloropropene	ND	2100	420	ug/kg	
541-73-1	m-Dichlorobenzene	ND	2100	500	ug/kg	
95-50-1	o-Dichlorobenzene	ND	2100	460	ug/kg	
106-46-7	p-Dichlorobenzene	ND	2100	460	ug/kg	

ND = Not detected MDL - Method Detection Limit

RL = Reporting Limit

E = Indicates value exceeds calibration range

J = Indicates an estimated value

B = Indicates analyte found in associated method blank

N = Indicates presumptive evidence of a compound

## Report of Analysis

<b>Client Sample ID:</b>	T18-3.1	<b>Date Sampled:</b>	07/14/11
<b>Lab Sample ID:</b>	C17018-22	<b>Date Received:</b>	07/15/11
<b>Matrix:</b>	SO - Soil	<b>Percent Solids:</b>	n/a
<b>Method:</b>	SW846 8260B	<b>Project:</b> Romic Soil Investigation(Romic EPA) - 2081 Bay Road,East Palo Alto,CA	

## VOA 8260 List

CAS No.	Compound	Result	RL	MDL	Units	Q
156-60-5	trans-1,2-Dichloroethylene	ND	2100	630	ug/kg	
10061-02-6	trans-1,3-Dichloropropene	ND	2100	460	ug/kg	
100-41-4	Ethylbenzene	115000 <sup>d</sup>	21000	4200	ug/kg	
637-92-3	Ethyl tert-Butyl Ether	ND	2100	540	ug/kg	
591-78-6	2-Hexanone <sup>c</sup>	ND	10000	2300	ug/kg	
87-68-3	Hexachlorobutadiene	ND	2100	830	ug/kg	
98-82-8	Isopropylbenzene <sup>e</sup>	8890	2100	460	ug/kg	J
99-87-6	p-Isopropyltoluene	9960	2100	500	ug/kg	
108-10-1	4-Methyl-2-pentanone	39000	10000	2300	ug/kg	
74-83-9	Methyl bromide	ND	2100	830	ug/kg	
74-87-3	Methyl chloride	ND	2100	830	ug/kg	
74-95-3	Methylene bromide	ND	2100	630	ug/kg	
75-09-2	Methylene chloride	ND	4200	1900	ug/kg	
78-93-3	Methyl ethyl ketone <sup>c</sup>	15700	10000	2500	ug/kg	
1634-04-4	Methyl Tert Butyl Ether	ND	2100	830	ug/kg	
91-20-3	Naphthalene	13000	2100	830	ug/kg	
103-65-1	n-Propylbenzene	20500	2100	580	ug/kg	
100-42-5	Styrene	ND	2100	1100	ug/kg	
994-05-8	Tert-Amyl Methyl Ether	ND	2100	540	ug/kg	
75-65-0	Tert Butyl Alcohol	ND	21000	8300	ug/kg	
630-20-6	1,1,1,2-Tetrachloroethane	ND	2100	420	ug/kg	
71-55-6	1,1,1-Trichloroethane	29000	2100	460	ug/kg	
79-34-5	1,1,2,2-Tetrachloroethane	ND	2100	500	ug/kg	
79-00-5	1,1,2-Trichloroethane	ND	2100	460	ug/kg	
87-61-6	1,2,3-Trichlorobenzene	ND	2100	420	ug/kg	
96-18-4	1,2,3-Trichloropropane	ND	2100	710	ug/kg	
120-82-1	1,2,4-Trichlorobenzene	ND	2100	500	ug/kg	
95-63-6	1,2,4-Trimethylbenzene	171000 <sup>d</sup>	21000	4600	ug/kg	
108-67-8	1,3,5-Trimethylbenzene	59000	2100	540	ug/kg	
127-18-4	Tetrachloroethylene	483000 <sup>d</sup>	21000	4200	ug/kg	
108-88-3	Toluene	274000 <sup>d</sup>	21000	5000	ug/kg	
79-01-6	Trichloroethylene	24800	2100	500	ug/kg	
75-69-4	Trichlorofluoromethane	ND	2100	830	ug/kg	
75-01-4	Vinyl chloride	1920	2100	630	ug/kg	J
1330-20-7	Xylene (total)	660000 <sup>d</sup>	63000	13000	ug/kg	

CAS No.	Surrogate Recoveries	Run# 1	Run# 2	Limits
1868-53-7	Dibromofluoromethane	104%	99%	80-121%
2037-26-5	Toluene-D8	107%	99%	71-130%

ND = Not detected MDL - Method Detection Limit

RL = Reporting Limit

E = Indicates value exceeds calibration range

J = Indicates an estimated value

B = Indicates analyte found in associated method blank

N = Indicates presumptive evidence of a compound

## Report of Analysis

<b>Client Sample ID:</b>	T18-3.1	<b>Date Sampled:</b>	07/14/11
<b>Lab Sample ID:</b>	C17018-22	<b>Date Received:</b>	07/15/11
<b>Matrix:</b>	SO - Soil	<b>Percent Solids:</b>	n/a
<b>Method:</b>	SW846 8260B	<b>Project:</b> Romic Soil Investigation(Romic EPA) - 2081 Bay Road,East Palo Alto,CA	

### VOA 8260 List

CAS No.	Surrogate Recoveries	Run# 1	Run# 2	Limits
460-00-4	4-Bromofluorobenzene	89%	102%	59-148%
17060-07-0	1,2-Dichloroethane-D4	101%	98%	77-123%

- (a) Pre-weighed vials were altered in the field; sample weights are estimated. Analysis performed at Accutest Laboratories, Orlando FL.
- (b) Analysis performed at Accutest Laboratories, Orlando FL.
- (c) Associated BS recovery outside control limits.
- (d) Result is from Run# 2
- (e) Associated ICV outside control limits.

ND = Not detected      MDL - Method Detection Limit  
 RL = Reporting Limit  
 E = Indicates value exceeds calibration range

J = Indicates an estimated value  
 B = Indicates analyte found in associated method blank  
 N = Indicates presumptive evidence of a compound

## Report of Analysis

<b>Client Sample ID:</b>	T18-6.1	<b>Date Sampled:</b>	07/14/11
<b>Lab Sample ID:</b>	C17018-23	<b>Date Received:</b>	07/15/11
<b>Matrix:</b>	SO - Soil	<b>Percent Solids:</b>	n/a
<b>Method:</b>	SW846 8260B	<b>Project:</b> Romic Soil Investigation(Romic EPA) - 2081 Bay Road, East Palo Alto, CA	

Run	File ID	DF	Analyzed	By	Prep Date	Prep Batch	Analytical Batch
Run #1 <sup>a</sup>	K052073.D	1	07/27/11	AFL	n/a	n/a	F:VK2214
Run #2 <sup>b</sup>	F051078.D	1	07/29/11	AFL	n/a	n/a	F:VF1546

Run	Initial Weight	Final Volume	Methanol Aliquot
Run #1	6.30 g	5.0 ml	10.0 ul
Run #2	6.30 g	5.0 ml	10.0 ul

## VOA 8260 List

CAS No.	Compound	Result	RL	MDL	Units	Q
67-64-1	Acetone <sup>c</sup>	12800	20000	7900	ug/kg	J
71-43-2	Benzene	ND	2000	600	ug/kg	
108-86-1	Bromobenzene	ND	2000	560	ug/kg	
74-97-5	Bromochloromethane	ND	2000	560	ug/kg	
75-27-4	Bromodichloromethane	ND	2000	440	ug/kg	
75-25-2	Bromoform	ND	2000	600	ug/kg	
104-51-8	n-Butylbenzene	ND	2000	520	ug/kg	
135-98-8	sec-Butylbenzene	ND	2000	630	ug/kg	
98-06-6	tert-Butylbenzene	ND	2000	480	ug/kg	
108-90-7	Chlorobenzene	ND	2000	400	ug/kg	
75-00-3	Chloroethane	ND	2000	790	ug/kg	
67-66-3	Chloroform	762	2000	480	ug/kg	J
95-49-8	o-Chlorotoluene	ND	2000	480	ug/kg	
106-43-4	p-Chlorotoluene	ND	2000	480	ug/kg	
56-23-5	Carbon tetrachloride	ND	2000	710	ug/kg	
75-34-3	1,1-Dichloroethane	1810	2000	440	ug/kg	J
75-35-4	1,1-Dichloroethylene	ND	2000	560	ug/kg	
563-58-6	1,1-Dichloropropene	ND	2000	520	ug/kg	
96-12-8	1,2-Dibromo-3-chloropropane	ND	2000	910	ug/kg	
106-93-4	1,2-Dibromoethane	ND	2000	400	ug/kg	
107-06-2	1,2-Dichloroethane	804	2000	400	ug/kg	J
78-87-5	1,2-Dichloropropane	ND	2000	480	ug/kg	
142-28-9	1,3-Dichloropropane	ND	2000	400	ug/kg	
108-20-3	Di-Isopropyl ether	ND	2000	400	ug/kg	
594-20-7	2,2-Dichloropropane	ND	2000	560	ug/kg	
124-48-1	Dibromochloromethane	ND	2000	400	ug/kg	
75-71-8	Dichlorodifluoromethane	ND	2000	600	ug/kg	
156-59-2	cis-1,2-Dichloroethylene	39900	2000	600	ug/kg	
10061-01-5	cis-1,3-Dichloropropene	ND	2000	400	ug/kg	
541-73-1	m-Dichlorobenzene	ND	2000	480	ug/kg	
95-50-1	o-Dichlorobenzene	ND	2000	440	ug/kg	
106-46-7	p-Dichlorobenzene	ND	2000	440	ug/kg	

ND = Not detected MDL - Method Detection Limit

RL = Reporting Limit

E = Indicates value exceeds calibration range

J = Indicates an estimated value

B = Indicates analyte found in associated method blank

N = Indicates presumptive evidence of a compound

## Report of Analysis

<b>Client Sample ID:</b>	T18-6.1	<b>Date Sampled:</b>	07/14/11
<b>Lab Sample ID:</b>	C17018-23	<b>Date Received:</b>	07/15/11
<b>Matrix:</b>	SO - Soil	<b>Percent Solids:</b>	n/a
<b>Method:</b>	SW846 8260B	<b>Project:</b> Romc Soil Investigation(Romc EPA) - 2081 Bay Road,East Palo Alto,CA	

## VOA 8260 List

CAS No.	Compound	Result	RL	MDL	Units	Q
156-60-5	trans-1,2-Dichloroethylene	ND	2000	600	ug/kg	
10061-02-6	trans-1,3-Dichloropropene	ND	2000	440	ug/kg	
100-41-4	Ethylbenzene	3050	2000	400	ug/kg	
637-92-3	Ethyl tert-Butyl Ether	ND	2000	520	ug/kg	
591-78-6	2-Hexanone <sup>c</sup>	ND	9900	2100	ug/kg	
87-68-3	Hexachlorobutadiene	ND	2000	790	ug/kg	
98-82-8	Isopropylbenzene	ND	2000	440	ug/kg	
99-87-6	p-Isopropyltoluene	ND	2000	480	ug/kg	
108-10-1	4-Methyl-2-pentanone	10900	9900	2200	ug/kg	
74-83-9	Methyl bromide	ND	2000	790	ug/kg	
74-87-3	Methyl chloride	ND	2000	790	ug/kg	
74-95-3	Methylene bromide	ND	2000	600	ug/kg	
75-09-2	Methylene chloride	ND	4000	1800	ug/kg	
78-93-3	Methyl ethyl ketone <sup>c</sup>	14300	9900	2400	ug/kg	
1634-04-4	Methyl Tert Butyl Ether	ND	2000	790	ug/kg	
91-20-3	Naphthalene	ND	2000	790	ug/kg	
103-65-1	n-Propylbenzene	ND	2000	560	ug/kg	
100-42-5	Styrene	ND	2000	1000	ug/kg	
994-05-8	Tert-Amyl Methyl Ether	ND	2000	520	ug/kg	
75-65-0	Tert Butyl Alcohol	ND	20000	7900	ug/kg	
630-20-6	1,1,1,2-Tetrachloroethane	ND	2000	400	ug/kg	
71-55-6	1,1,1-Trichloroethane	1050	2000	440	ug/kg	J
79-34-5	1,1,2,2-Tetrachloroethane	ND	2000	480	ug/kg	
79-00-5	1,1,2-Trichloroethane	ND	2000	440	ug/kg	
87-61-6	1,2,3-Trichlorobenzene	ND	2000	400	ug/kg	
96-18-4	1,2,3-Trichloropropane	ND	2000	670	ug/kg	
120-82-1	1,2,4-Trichlorobenzene	ND	2000	480	ug/kg	
95-63-6	1,2,4-Trimethylbenzene	3300	2000	440	ug/kg	
108-67-8	1,3,5-Trimethylbenzene	1030	2000	520	ug/kg	J
127-18-4	Tetrachloroethylene	779	2000	400	ug/kg	J
108-88-3	Toluene	7680	2000	480	ug/kg	
79-01-6	Trichloroethylene	ND	2000	480	ug/kg	
75-69-4	Trichlorofluoromethane	ND	2000	790	ug/kg	
75-01-4	Vinyl chloride	1590	2000	600	ug/kg	J
1330-20-7	Xylene (total)	14700 <sup>d</sup>	6000	1300	ug/kg	

CAS No.	Surrogate Recoveries	Run# 1	Run# 2	Limits
1868-53-7	Dibromofluoromethane	102%	100%	80-121%
2037-26-5	Toluene-D8	87%	98%	71-130%

ND = Not detected MDL - Method Detection Limit

RL = Reporting Limit

E = Indicates value exceeds calibration range

J = Indicates an estimated value

B = Indicates analyte found in associated method blank

N = Indicates presumptive evidence of a compound

## Report of Analysis

<b>Client Sample ID:</b> T18-6.1		
<b>Lab Sample ID:</b> C17018-23		<b>Date Sampled:</b> 07/14/11
<b>Matrix:</b> SO - Soil		<b>Date Received:</b> 07/15/11
<b>Method:</b> SW846 8260B		<b>Percent Solids:</b> n/a
<b>Project:</b> Romic Soil Investigation(Romic EPA) - 2081 Bay Road,East Palo Alto,CA		

### VOA 8260 List

CAS No.	Surrogate Recoveries	Run# 1	Run# 2	Limits
460-00-4	4-Bromofluorobenzene	103%	102%	59-148%
17060-07-0	1,2-Dichloroethane-D4	102%	100%	77-123%

- (a) Pre-weighed vials were altered in the field; sample weights are estimated. Analysis performed at Accutest Laboratories, Orlando FL.
- (b) Sample analyzed beyond hold time; reported results are considered minimum values. Analysis performed at Accutest Laboratories, Orlando FL.
- (c) Associated BS recovery outside control limits.
- (d) Result is from Run# 2

ND = Not detected      MDL - Method Detection Limit  
 RL = Reporting Limit  
 E = Indicates value exceeds calibration range

J = Indicates an estimated value  
 B = Indicates analyte found in associated method blank  
 N = Indicates presumptive evidence of a compound

## Report of Analysis

<b>Client Sample ID:</b>	T19-0.5	<b>Date Sampled:</b>	07/14/11
<b>Lab Sample ID:</b>	C17018-24	<b>Date Received:</b>	07/15/11
<b>Matrix:</b>	SO - Soil	<b>Percent Solids:</b>	n/a <sup>a</sup>
<b>Method:</b>	SW846 8260B	<b>Project:</b> Romic Soil Investigation(Romic EPA) - 2081 Bay Road, East Palo Alto, CA	

Run #	File ID	DF	Analyzed	By	Prep Date	Prep Batch	Analytical Batch
Run #1 <sup>b</sup>	K052074.D	1	07/27/11	AFL	n/a	n/a	F:VK2214
Run #2							

Run #	Initial Weight	Final Volume	Methanol Aliquot
Run #1	5.64 g	5.0 ml	10.0 ul
Run #2			

## VOA 8260 List

CAS No.	Compound	Result	RL	MDL	Units	Q
67-64-1	Acetone <sup>c</sup>	ND	22000	8900	ug/kg	
71-43-2	Benzene	718	2200	660	ug/kg	J
108-86-1	Bromobenzene	ND	2200	620	ug/kg	
74-97-5	Bromochloromethane	ND	2200	620	ug/kg	
75-27-4	Bromodichloromethane	ND	2200	490	ug/kg	
75-25-2	Bromoform	ND	2200	660	ug/kg	
104-51-8	n-Butylbenzene	ND	2200	580	ug/kg	
135-98-8	sec-Butylbenzene	ND	2200	710	ug/kg	
98-06-6	tert-Butylbenzene	ND	2200	530	ug/kg	
108-90-7	Chlorobenzene	ND	2200	440	ug/kg	
75-00-3	Chloroethane	ND	2200	890	ug/kg	
67-66-3	Chloroform	ND	2200	530	ug/kg	
95-49-8	o-Chlorotoluene	ND	2200	530	ug/kg	
106-43-4	p-Chlorotoluene	ND	2200	530	ug/kg	
56-23-5	Carbon tetrachloride	ND	2200	800	ug/kg	
75-34-3	1,1-Dichloroethane	588	2200	490	ug/kg	J
75-35-4	1,1-Dichloroethylene	ND	2200	620	ug/kg	
563-58-6	1,1-Dichloropropene	ND	2200	580	ug/kg	
96-12-8	1,2-Dibromo-3-chloropropane	ND	2200	1000	ug/kg	
106-93-4	1,2-Dibromoethane	ND	2200	440	ug/kg	
107-06-2	1,2-Dichloroethane	ND	2200	440	ug/kg	
78-87-5	1,2-Dichloropropane	ND	2200	530	ug/kg	
142-28-9	1,3-Dichloropropane	ND	2200	440	ug/kg	
108-20-3	Di-Isopropyl ether	ND	2200	440	ug/kg	
594-20-7	2,2-Dichloropropane	ND	2200	620	ug/kg	
124-48-1	Dibromochloromethane	ND	2200	440	ug/kg	
75-71-8	Dichlorodifluoromethane	ND	2200	660	ug/kg	
156-59-2	cis-1,2-Dichloroethylene	1070	2200	660	ug/kg	J
10061-01-5	cis-1,3-Dichloropropene	ND	2200	440	ug/kg	
541-73-1	m-Dichlorobenzene	ND	2200	530	ug/kg	
95-50-1	o-Dichlorobenzene	ND	2200	490	ug/kg	
106-46-7	p-Dichlorobenzene	ND	2200	490	ug/kg	

ND = Not detected MDL - Method Detection Limit

RL = Reporting Limit

E = Indicates value exceeds calibration range

J = Indicates an estimated value

B = Indicates analyte found in associated method blank

N = Indicates presumptive evidence of a compound



## Report of Analysis

<b>Client Sample ID:</b>	T19-0.5	<b>Date Sampled:</b>	07/14/11
<b>Lab Sample ID:</b>	C17018-24	<b>Date Received:</b>	07/15/11
<b>Matrix:</b>	SO - Soil	<b>Percent Solids:</b>	n/a <sup>a</sup>
<b>Method:</b>	SW846 8260B	<b>Project:</b> Romic Soil Investigation(Romic EPA) - 2081 Bay Road,East Palo Alto,CA	

## VOA 8260 List

CAS No.	Compound	Result	RL	MDL	Units	Q
156-60-5	trans-1,2-Dichloroethylene	ND	2200	660	ug/kg	
10061-02-6	trans-1,3-Dichloropropene	ND	2200	490	ug/kg	
100-41-4	Ethylbenzene	16300	2200	440	ug/kg	
637-92-3	Ethyl tert-Butyl Ether	ND	2200	580	ug/kg	
591-78-6	2-Hexanone <sup>d</sup>	ND	11000	2400	ug/kg	
87-68-3	Hexachlorobutadiene	ND	2200	890	ug/kg	
98-82-8	Isopropylbenzene <sup>e</sup>	562	2200	490	ug/kg	J
99-87-6	p-Isopropyltoluene	ND	2200	530	ug/kg	
108-10-1	4-Methyl-2-pentanone	18000	11000	2400	ug/kg	
74-83-9	Methyl bromide	ND	2200	890	ug/kg	
74-87-3	Methyl chloride	ND	2200	890	ug/kg	
74-95-3	Methylene bromide	ND	2200	660	ug/kg	
75-09-2	Methylene chloride	ND	4400	2000	ug/kg	
78-93-3	Methyl ethyl ketone <sup>d</sup>	5490	11000	2700	ug/kg	J
1634-04-4	Methyl Tert Butyl Ether	ND	2200	890	ug/kg	
91-20-3	Naphthalene	2100	2200	890	ug/kg	J
103-65-1	n-Propylbenzene	1120	2200	620	ug/kg	J
100-42-5	Styrene	ND	2200	1200	ug/kg	
994-05-8	Tert-Amyl Methyl Ether	ND	2200	580	ug/kg	
75-65-0	Tert Butyl Alcohol	ND	22000	8900	ug/kg	
630-20-6	1,1,1,2-Tetrachloroethane	ND	2200	440	ug/kg	
71-55-6	1,1,1-Trichloroethane	ND	2200	490	ug/kg	
79-34-5	1,1,2,2-Tetrachloroethane	ND	2200	530	ug/kg	
79-00-5	1,1,2-Trichloroethane	ND	2200	490	ug/kg	
87-61-6	1,2,3-Trichlorobenzene	ND	2200	440	ug/kg	
96-18-4	1,2,3-Trichloropropane	ND	2200	750	ug/kg	
120-82-1	1,2,4-Trichlorobenzene	ND	2200	530	ug/kg	
95-63-6	1,2,4-Trimethylbenzene	7740	2200	490	ug/kg	
108-67-8	1,3,5-Trimethylbenzene	2700	2200	580	ug/kg	
127-18-4	Tetrachloroethylene	ND	2200	440	ug/kg	
108-88-3	Toluene	45200	2200	530	ug/kg	
79-01-6	Trichloroethylene	ND	2200	530	ug/kg	
75-69-4	Trichlorofluoromethane	ND	2200	890	ug/kg	
75-01-4	Vinyl chloride	1760	2200	660	ug/kg	J
1330-20-7	Xylene (total)	82100	6600	1400	ug/kg	

CAS No.	Surrogate Recoveries	Run# 1	Run# 2	Limits
1868-53-7	Dibromofluoromethane	101%		80-121%
2037-26-5	Toluene-D8	88%		71-130%

ND = Not detected MDL - Method Detection Limit

RL = Reporting Limit

E = Indicates value exceeds calibration range

J = Indicates an estimated value

B = Indicates analyte found in associated method blank

N = Indicates presumptive evidence of a compound

## Report of Analysis

<b>Client Sample ID:</b>	T19-0.5	<b>Date Sampled:</b>	07/14/11
<b>Lab Sample ID:</b>	C17018-24	<b>Date Received:</b>	07/15/11
<b>Matrix:</b>	SO - Soil	<b>Percent Solids:</b>	n/a <sup>a</sup>
<b>Method:</b>	SW846 8260B	<b>Project:</b> Romic Soil Investigation(Romic EPA) - 2081 Bay Road, East Palo Alto, CA	

## VOA 8260 List

CAS No.	Surrogate Recoveries	Run# 1	Run# 2	Limits
460-00-4	4-Bromofluorobenzene	99%		59-148%
17060-07-0	1,2-Dichloroethane-D4	98%		77-123%

- (a) All results reported on wet weight basis.  
 (b) Pre-weighed vials were altered in the field; sample weights are estimated. Analysis performed at Accutest Laboratories, Orlando FL.  
 (c) ICV and associated BS recovery outside control limits.  
 (d) Associated BS recovery outside control limits.  
 (e) ICV outside of control limits.

ND = Not detected      MDL - Method Detection Limit  
 RL = Reporting Limit  
 E = Indicates value exceeds calibration range

J = Indicates an estimated value  
 B = Indicates analyte found in associated method blank  
 N = Indicates presumptive evidence of a compound

# Report of Analysis

<b>Client Sample ID:</b> T19-0.5	
<b>Lab Sample ID:</b> C17018-24	<b>Date Sampled:</b> 07/14/11
<b>Matrix:</b> SO - Soil	<b>Date Received:</b> 07/15/11
<b>Method:</b> SW846 8270C SW846 3550B	<b>Percent Solids:</b> n/a <sup>a</sup>
<b>Project:</b> Romic Soil Investigation(Romic EPA) - 2081 Bay Road, East Palo Alto, CA	

Run #	File ID	DF	Analyzed	By	Prep Date	Prep Batch	Analytical Batch
Run #1	Y8885.D	1	07/19/11	MT	07/18/11	OP4247	EY424
Run #2							

Run #	Initial Weight	Final Volume
Run #1	10.3 g	1.0 ml
Run #2		

**ABN Full List**

CAS No.	Compound	Result	RL	MDL	Units	Q
65-85-0	Benzoic acid	ND	970	860	ug/kg	
95-57-8	2-Chlorophenol	ND	970	660	ug/kg	
59-50-7	4-Chloro-3-methyl phenol	ND	490	410	ug/kg	
120-83-2	2,4-Dichlorophenol	ND	490	140	ug/kg	
105-67-9	2,4-Dimethylphenol	ND	490	150	ug/kg	
51-28-5	2,4-Dinitrophenol	ND	2400	830	ug/kg	
534-52-1	4,6-Dinitro-o-cresol	ND	1900	1000	ug/kg	
95-48-7	2-Methylphenol	ND	490	170	ug/kg	
	3&4-Methylphenol	455	490	150	ug/kg	J
88-75-5	2-Nitrophenol	ND	490	130	ug/kg	
100-02-7	4-Nitrophenol	ND	1900	1200	ug/kg	
87-86-5	Pentachlorophenol	ND	490	410	ug/kg	
108-95-2	Phenol	ND	1900	1300	ug/kg	
95-95-4	2,4,5-Trichlorophenol	ND	490	120	ug/kg	
88-06-2	2,4,6-Trichlorophenol	ND	490	160	ug/kg	
83-32-9	Acenaphthene	ND	970	490	ug/kg	
208-96-8	Acenaphthylene	ND	490	190	ug/kg	
62-53-3	Aniline	ND	490	140	ug/kg	
120-12-7	Anthracene	ND	490	97	ug/kg	
103-33-3	Azobenzene	ND	490	170	ug/kg	
92-87-5	Benzidine	ND	2400	710	ug/kg	
56-55-3	Benzo(a)anthracene	ND	490	68	ug/kg	
50-32-8	Benzo(a)pyrene	ND	490	87	ug/kg	
205-99-2	Benzo(b)fluoranthene	ND	490	58	ug/kg	
191-24-2	Benzo(g,h,i)perylene	ND	490	150	ug/kg	
207-08-9	Benzo(k)fluoranthene	ND	490	120	ug/kg	
101-55-3	4-Bromophenyl phenyl ether	ND	490	150	ug/kg	
85-68-7	Butyl benzyl phthalate	110	490	110	ug/kg	J
100-51-6	Benzyl Alcohol	ND	970	160	ug/kg	
91-58-7	2-Chloronaphthalene	ND	490	170	ug/kg	
106-47-8	4-Chloroaniline	ND	490	140	ug/kg	
86-74-8	Carbazole	ND	490	78	ug/kg	

ND = Not detected      MDL - Method Detection Limit  
 RL = Reporting Limit

J = Indicates an estimated value  
 B = Indicates analyte found in associated method blank  
 N = Indicates presumptive evidence of a compound

## Report of Analysis

<b>Client Sample ID:</b>	T19-0.5	<b>Date Sampled:</b>	07/14/11
<b>Lab Sample ID:</b>	C17018-24	<b>Date Received:</b>	07/15/11
<b>Matrix:</b>	SO - Soil	<b>Percent Solids:</b>	n/a <sup>a</sup>
<b>Method:</b>	SW846 8270C SW846 3550B		
<b>Project:</b>	Romic Soil Investigation(Romic EPA) - 2081 Bay Road,East Palo Alto,CA		

## ABN Full List

CAS No.	Compound	Result	RL	MDL	Units	Q
218-01-9	Chrysene	ND	490	97	ug/kg	
111-91-1	bis(2-Chloroethoxy)methane	ND	490	170	ug/kg	
111-44-4	bis(2-Chloroethyl)ether	ND	490	220	ug/kg	
108-60-1	bis(2-Chloroisopropyl)ether	ND	490	260	ug/kg	
7005-72-3	4-Chlorophenyl phenyl ether	ND	490	180	ug/kg	
95-50-1	1,2-Dichlorobenzene	ND	490	160	ug/kg	
541-73-1	1,3-Dichlorobenzene	ND	490	150	ug/kg	
106-46-7	1,4-Dichlorobenzene	ND	490	410	ug/kg	
121-14-2	2,4-Dinitrotoluene	ND	490	450	ug/kg	
606-20-2	2,6-Dinitrotoluene	ND	970	310	ug/kg	
91-94-1	3,3'-Dichlorobenzidine	ND	2400	140	ug/kg	
53-70-3	Dibenzo(a,h)anthracene	ND	490	130	ug/kg	
132-64-9	Dibenzofuran	ND	490	160	ug/kg	
122-39-4	Diphenylamine	ND	490	120	ug/kg	
84-74-2	Di-n-butyl phthalate	ND	490	97	ug/kg	
117-84-0	Di-n-octyl phthalate	296	490	130	ug/kg	J
84-66-2	Diethyl phthalate	ND	490	170	ug/kg	
131-11-3	Dimethyl phthalate	ND	490	170	ug/kg	
117-81-7	bis(2-Ethylhexyl)phthalate	3200	490	210	ug/kg	
206-44-0	Fluoranthene	ND	490	97	ug/kg	
86-73-7	Fluorene	ND	490	170	ug/kg	
118-74-1	Hexachlorobenzene	ND	490	130	ug/kg	
87-68-3	Hexachlorobutadiene	ND	490	180	ug/kg	
77-47-4	Hexachlorocyclopentadiene	ND	490	140	ug/kg	
67-72-1	Hexachloroethane	ND	490	160	ug/kg	
193-39-5	Indeno(1,2,3-cd)pyrene	ND	490	140	ug/kg	
78-59-1	Isophorone	ND	490	170	ug/kg	
90-12-0	1-Methylnaphthalene	ND	490	160	ug/kg	
91-57-6	2-Methylnaphthalene	ND	490	160	ug/kg	
88-74-4	2-Nitroaniline	ND	490	120	ug/kg	
99-09-2	3-Nitroaniline	ND	490	120	ug/kg	
100-01-6	4-Nitroaniline	ND	490	290	ug/kg	
91-20-3	Naphthalene	918	490	170	ug/kg	
98-95-3	Nitrobenzene	ND	490	160	ug/kg	
62-75-9	N-Nitrosodimethylamine	ND	4900	2100	ug/kg	
621-64-7	N-Nitroso-di-n-propylamine	ND	970	530	ug/kg	
85-01-8	Phenanthrene	ND	490	110	ug/kg	
129-00-0	Pyrene	ND	970	660	ug/kg	
110-86-1	Pyridine	ND	1900	210	ug/kg	
120-82-1	1,2,4-Trichlorobenzene	ND	490	330	ug/kg	

ND = Not detected MDL - Method Detection Limit

RL = Reporting Limit

E = Indicates value exceeds calibration range

J = Indicates an estimated value

B = Indicates analyte found in associated method blank

N = Indicates presumptive evidence of a compound

## Report of Analysis

<b>Client Sample ID:</b>	T19-0.5	<b>Date Sampled:</b>	07/14/11
<b>Lab Sample ID:</b>	C17018-24	<b>Date Received:</b>	07/15/11
<b>Matrix:</b>	SO - Soil	<b>Percent Solids:</b>	n/a <sup>a</sup>
<b>Method:</b>	SW846 8270C SW846 3550B		
<b>Project:</b>	Romic Soil Investigation(Romic EPA) - 2081 Bay Road, East Palo Alto, CA		

## ABN Full List

CAS No.	Surrogate Recoveries	Run# 1	Run# 2	Limits
367-12-4	2-Fluorophenol	36%		20-100%
4165-62-2	Phenol-d5	38%		20-100%
118-79-6	2,4,6-Tribromophenol	90%		30-100%
4165-60-0	Nitrobenzene-d5	37%		20-100%
321-60-8	2-Fluorobiphenyl	38%		20-106%
1718-51-0	Terphenyl-d14	87%		55-130%

(a) All results reported on wet weight basis.

ND = Not detected      MDL - Method Detection Limit  
 RL = Reporting Limit  
 E = Indicates value exceeds calibration range

J = Indicates an estimated value  
 B = Indicates analyte found in associated method blank  
 N = Indicates presumptive evidence of a compound

## Report of Analysis

<b>Client Sample ID:</b> T19-0.5		
<b>Lab Sample ID:</b> C17018-24		<b>Date Sampled:</b> 07/14/11
<b>Matrix:</b> SO - Soil		<b>Date Received:</b> 07/15/11
<b>Method:</b> SW846 8015B		<b>Percent Solids:</b> n/a <sup>a</sup>
<b>Project:</b> Romic Soil Investigation(Romic EPA) - 2081 Bay Road, East Palo Alto, CA		

Run #	File ID	DF	Analyzed	By	Prep Date	Prep Batch	Analytical Batch
Run #1	JK21343.D	1	07/28/11	TT	n/a	n/a	GJK882
Run #2							

Run #	Initial Weight	Final Volume	Methanol Aliquot
Run #1	5.15 g	5.0 ml	1.0 ul
Run #2			

### TPH Volatiles

CAS No.	Compound	Result	RL	MDL	Units	Q
	TPH-GRO (C6-C10)	2700	490	240	mg/kg	
CAS No.	Surrogate Recoveries	Run# 1	Run# 2	Limits		
98-08-8	aaa-Trifluorotoluene	96%		60-157%		

(a) All results reported on wet weight basis.

ND = Not detected      MDL - Method Detection Limit  
 RL = Reporting Limit  
 E = Indicates value exceeds calibration range

J = Indicates an estimated value  
 B = Indicates analyte found in associated method blank  
 N = Indicates presumptive evidence of a compound

## Report of Analysis

<b>Client Sample ID:</b> T19-0.5		<b>Date Sampled:</b> 07/14/11
<b>Lab Sample ID:</b> C17018-24		<b>Date Received:</b> 07/15/11
<b>Matrix:</b> SO - Soil		<b>Percent Solids:</b> n/a <sup>a</sup>
<b>Method:</b> SW846 8081A SW846 3545A		
<b>Project:</b> Romc Soil Investigation(Romc EPA) - 2081 Bay Road, East Palo Alto, CA		

Run #	File ID	DF	Analyzed	By	Prep Date	Prep Batch	Analytical Batch
Run #1 <sup>b</sup>	OO22768.D	30	07/26/11	RV	07/16/11	OP4244	G00728
Run #2							

Run #	Initial Weight	Final Volume
Run #1	10.2 g	10.0 ml
Run #2		

**Pesticide PPL List**

CAS No.	Compound	Result	RL	MDL	Units	Q
309-00-2	Aldrin	ND	740	290	ug/kg	
319-84-6	alpha-BHC	ND	740	320	ug/kg	
319-85-7	beta-BHC	ND	740	100	ug/kg	
319-86-8	delta-BHC	ND	740	100	ug/kg	
58-89-9	gamma-BHC (Lindane)	ND	740	220	ug/kg	
12789-03-6	Chlordane	ND	2900	2900	ug/kg	
60-57-1	Dieldrin	ND	740	88	ug/kg	
72-54-8	4,4' -DDD	ND	740	100	ug/kg	
72-55-9	4,4' -DDE	ND	740	88	ug/kg	
50-29-3	4,4' -DDT	ND	740	88	ug/kg	
72-20-8	Endrin	ND	740	88	ug/kg	
7421-93-4	Endrin aldehyde	ND	740	180	ug/kg	
959-98-8	Endosulfan-I	ND	740	100	ug/kg	
33213-65-9	Endosulfan-II	ND	740	100	ug/kg	
1031-07-8	Endosulfan sulfate	ND	740	240	ug/kg	
76-44-8	Heptachlor	ND	740	180	ug/kg	
1024-57-3	Heptachlor epoxide	ND	740	120	ug/kg	
72-43-5	Methoxychlor	ND	740	100	ug/kg	
8001-35-2	Toxaphene	ND	2900	2900	ug/kg	

CAS No.	Surrogate Recoveries	Run# 1	Run# 2	Limits
877-09-8	Tetrachloro-m-xylene	60%		35-132%
877-09-8	Tetrachloro-m-xylene	82%		35-132%
2051-24-3	Decachlorobiphenyl	110%		35-132%
2051-24-3	Decachlorobiphenyl	117%		35-132%

(a) All results reported on wet weight basis.

(b) Reporting limits raised due to high concentration of PCB (Aroclor 1260) and non-target Hydrocarbons.

ND = Not detected      MDL - Method Detection Limit  
 RL = Reporting Limit  
 E = Indicates value exceeds calibration range

J = Indicates an estimated value  
 B = Indicates analyte found in associated method blank  
 N = Indicates presumptive evidence of a compound

## Report of Analysis

<b>Client Sample ID:</b> T19-0.5		<b>Date Sampled:</b> 07/14/11
<b>Lab Sample ID:</b> C17018-24		<b>Date Received:</b> 07/15/11
<b>Matrix:</b> SO - Soil		<b>Percent Solids:</b> n/a <sup>a</sup>
<b>Method:</b> SW846 8082 SW846 3545A		
<b>Project:</b> Romc Soil Investigation(Romc EPA) - 2081 Bay Road, East Palo Alto, CA		

Run #1	File ID	DF	Analyzed	By	Prep Date	Prep Batch	Analytical Batch
Run #1	PP20165.D	1	07/19/11	RV	07/16/11	OP4243	GPP687
Run #2							

Run #1	Initial Weight	Final Volume
Run #1	10.2 g	10.0 ml
Run #2		

**PCB List**

CAS No.	Compound	Result	RL	MDL	Units	Q
12674-11-2	Aroclor 1016	ND	98	17	ug/kg	
11104-28-2	Aroclor 1221	ND	98	49	ug/kg	
11141-16-5	Aroclor 1232	ND	98	49	ug/kg	
53469-21-9	Aroclor 1242	ND	98	49	ug/kg	
12672-29-6	Aroclor 1248	ND	98	49	ug/kg	
11097-69-1	Aroclor 1254 <sup>b</sup>	697	98	49	ug/kg	
11096-82-5	Aroclor 1260 <sup>b</sup>	508	98	20	ug/kg	

CAS No.	Surrogate Recoveries	Run# 1	Run# 2	Limits
877-09-8	Tetrachloro-m-xylene	50%		45-108%
877-09-8	Tetrachloro-m-xylene	43% <sup>c</sup>		45-108%
2051-24-3	Decachlorobiphenyl	96%		54-121%
2051-24-3	Decachlorobiphenyl	79%		54-121%

- (a) All results reported on wet weight basis.
- (b) Estimated value due to the presence of multiple overlapping Aroclor patterns.
- (c) Outside control limits due to matrix interference.

---

ND = Not detected      MDL - Method Detection Limit      J = Indicates an estimated value  
 RL = Reporting Limit      B = Indicates analyte found in associated method blank  
 E = Indicates value exceeds calibration range      N = Indicates presumptive evidence of a compound



## Report of Analysis

<b>Client Sample ID:</b> T19-0.5		<b>Date Sampled:</b> 07/14/11
<b>Lab Sample ID:</b> C17018-24		<b>Date Received:</b> 07/15/11
<b>Matrix:</b> SO - Soil		<b>Percent Solids:</b> n/a <sup>a</sup>
<b>Method:</b> SW846 8015B M SW846 3545A		
<b>Project:</b> Romic Soil Investigation(Romic EPA) - 2081 Bay Road, East Palo Alto, CA		

Run #	File ID	DF	Analyzed	By	Prep Date	Prep Batch	Analytical Batch
Run #1	HH15563.D	20	07/27/11	JH	07/19/11	OP4263	GHH531
Run #2							

Run #	Initial Weight	Final Volume
Run #1	10.2 g	1.0 ml
Run #2		

### TPH Extractable w/ Silica Gel Cleanup

CAS No.	Compound	Result	RL	MDL	Units	Q
	TPH (C10-C28)	982	200	98	mg/kg	
	TPH (> C28-C40)	869	390	200	mg/kg	

CAS No.	Surrogate Recoveries	Run# 1	Run# 2	Limits
630-01-3	Hexacosane	85%		45-140%

(a) All results reported on wet weight basis.

ND = Not detected      MDL - Method Detection Limit  
 RL = Reporting Limit  
 E = Indicates value exceeds calibration range

J = Indicates an estimated value  
 B = Indicates analyte found in associated method blank  
 N = Indicates presumptive evidence of a compound

## Report of Analysis

<b>Client Sample ID:</b> T19-0.5	<b>Date Sampled:</b> 07/14/11
<b>Lab Sample ID:</b> C17018-24	<b>Date Received:</b> 07/15/11
<b>Matrix:</b> SO - Soil	<b>Percent Solids:</b> n/a <sup>a</sup>
<b>Project:</b> Romic Soil Investigation(Romic EPA) - 2081 Bay Road,East Palo Alto,CA	

## Metals Analysis

Analyte	Result	RL	Units	DF	Prep	Analyzed By	Method	Prep Method
Antimony	< 1.8	1.8	mg/kg	1	07/17/11	07/20/11 RS	SW846 6010B <sup>1</sup>	SW846 3050B <sup>3</sup>
Arsenic	3.3	1.8	mg/kg	1	07/17/11	07/20/11 RS	SW846 6010B <sup>1</sup>	SW846 3050B <sup>3</sup>
Barium	149	18	mg/kg	1	07/17/11	07/20/11 RS	SW846 6010B <sup>1</sup>	SW846 3050B <sup>3</sup>
Beryllium	< 0.91	0.91	mg/kg	1	07/17/11	07/20/11 RS	SW846 6010B <sup>1</sup>	SW846 3050B <sup>3</sup>
Cadmium	< 0.91	0.91	mg/kg	1	07/17/11	07/20/11 RS	SW846 6010B <sup>1</sup>	SW846 3050B <sup>3</sup>
Chromium	41.2	0.91	mg/kg	1	07/17/11	07/20/11 RS	SW846 6010B <sup>1</sup>	SW846 3050B <sup>3</sup>
Cobalt	9.4	0.91	mg/kg	1	07/17/11	07/20/11 RS	SW846 6010B <sup>1</sup>	SW846 3050B <sup>3</sup>
Copper	20.6	2.3	mg/kg	1	07/17/11	07/20/11 RS	SW846 6010B <sup>1</sup>	SW846 3050B <sup>3</sup>
Lead	16.5	1.8	mg/kg	1	07/17/11	07/20/11 RS	SW846 6010B <sup>1</sup>	SW846 3050B <sup>3</sup>
Mercury	0.043	0.036	mg/kg	1	07/18/11	07/19/11 RW	SW846 7471A <sup>2</sup>	SW846 7471A <sup>4</sup>
Molybdenum	2.0	1.8	mg/kg	1	07/17/11	07/20/11 RS	SW846 6010B <sup>1</sup>	SW846 3050B <sup>3</sup>
Nickel	38.4	0.91	mg/kg	1	07/17/11	07/20/11 RS	SW846 6010B <sup>1</sup>	SW846 3050B <sup>3</sup>
Selenium	< 1.8	1.8	mg/kg	1	07/17/11	07/20/11 RS	SW846 6010B <sup>1</sup>	SW846 3050B <sup>3</sup>
Silver	< 0.91	0.91	mg/kg	1	07/17/11	07/20/11 RS	SW846 6010B <sup>1</sup>	SW846 3050B <sup>3</sup>
Thallium	< 1.8	1.8	mg/kg	1	07/17/11	07/20/11 RS	SW846 6010B <sup>1</sup>	SW846 3050B <sup>3</sup>
Vanadium	37.6	0.91	mg/kg	1	07/17/11	07/20/11 RS	SW846 6010B <sup>1</sup>	SW846 3050B <sup>3</sup>
Zinc	69.5	1.8	mg/kg	1	07/17/11	07/20/11 RS	SW846 6010B <sup>1</sup>	SW846 3050B <sup>3</sup>

(1) Instrument QC Batch: MA1993

(2) Instrument QC Batch: MA1994

(3) Prep QC Batch: MP3726

(4) Prep QC Batch: MP3736

(a) All results reported on wet weight basis.

RL = Reporting Limit

## Report of Analysis

<b>Client Sample ID:</b>	T19-3.0	<b>Date Sampled:</b>	07/14/11
<b>Lab Sample ID:</b>	C17018-25	<b>Date Received:</b>	07/15/11
<b>Matrix:</b>	SO - Soil	<b>Percent Solids:</b>	n/a
<b>Method:</b>	SW846 8260B	<b>Project:</b> Romic Soil Investigation(Romic EPA) - 2081 Bay Road,East Palo Alto,CA	

Run	File ID	DF	Analyzed	By	Prep Date	Prep Batch	Analytical Batch
Run #1 <sup>a</sup>	H070675.D	1	07/27/11	AFL	n/a	n/a	F:VH2623
Run #2 <sup>b</sup>	K052097.D	10	07/28/11	AFL	n/a	n/a	F:VK2215

Run	Initial Weight	Final Volume	Methanol Aliquot
Run #1	6.44 g	5.0 ml	10.0 ul
Run #2	6.44 g	5.0 ml	10.0 ul

## VOA 8260 List

CAS No.	Compound	Result	RL	MDL	Units	Q
67-64-1	Acetone <sup>c</sup>	12500	19000	7800	ug/kg	J
71-43-2	Benzene	2410	1900	580	ug/kg	
108-86-1	Bromobenzene	ND	1900	540	ug/kg	
74-97-5	Bromochloromethane	ND	1900	540	ug/kg	
75-27-4	Bromodichloromethane	ND	1900	430	ug/kg	
75-25-2	Bromoform	ND	1900	580	ug/kg	
104-51-8	n-Butylbenzene	8130	1900	500	ug/kg	
135-98-8	sec-Butylbenzene	4680	1900	620	ug/kg	
98-06-6	tert-Butylbenzene	ND	1900	470	ug/kg	
108-90-7	Chlorobenzene	395	1900	390	ug/kg	J
75-00-3	Chloroethane	ND	1900	780	ug/kg	
67-66-3	Chloroform	ND	1900	470	ug/kg	
95-49-8	o-Chlorotoluene	ND	1900	470	ug/kg	
106-43-4	p-Chlorotoluene	ND	1900	470	ug/kg	
56-23-5	Carbon tetrachloride	ND	1900	700	ug/kg	
75-34-3	1,1-Dichloroethane	936	1900	430	ug/kg	J
75-35-4	1,1-Dichloroethylene	ND	1900	540	ug/kg	
563-58-6	1,1-Dichloropropene	ND	1900	500	ug/kg	
96-12-8	1,2-Dibromo-3-chloropropane	ND	1900	890	ug/kg	
106-93-4	1,2-Dibromoethane	ND	1900	390	ug/kg	
107-06-2	1,2-Dichloroethane	ND	1900	390	ug/kg	
78-87-5	1,2-Dichloropropane	ND	1900	470	ug/kg	
142-28-9	1,3-Dichloropropane	ND	1900	390	ug/kg	
108-20-3	Di-Isopropyl ether	ND	1900	390	ug/kg	
594-20-7	2,2-Dichloropropane	ND	1900	540	ug/kg	
124-48-1	Dibromochloromethane	ND	1900	390	ug/kg	
75-71-8	Dichlorodifluoromethane	ND	1900	580	ug/kg	
156-59-2	cis-1,2-Dichloroethylene	89800 <sup>d</sup>	19000	5800	ug/kg	
10061-01-5	cis-1,3-Dichloropropene	ND	1900	390	ug/kg	
541-73-1	m-Dichlorobenzene	ND	1900	470	ug/kg	
95-50-1	o-Dichlorobenzene	ND	1900	430	ug/kg	
106-46-7	p-Dichlorobenzene	ND	1900	430	ug/kg	

ND = Not detected MDL - Method Detection Limit

RL = Reporting Limit

E = Indicates value exceeds calibration range

J = Indicates an estimated value

B = Indicates analyte found in associated method blank

N = Indicates presumptive evidence of a compound

## Report of Analysis

<b>Client Sample ID:</b>	T19-3.0	<b>Date Sampled:</b>	07/14/11
<b>Lab Sample ID:</b>	C17018-25	<b>Date Received:</b>	07/15/11
<b>Matrix:</b>	SO - Soil	<b>Percent Solids:</b>	n/a
<b>Method:</b>	SW846 8260B	<b>Project:</b> Romc Soil Investigation(Romc EPA) - 2081 Bay Road,East Palo Alto,CA	

## VOA 8260 List

CAS No.	Compound	Result	RL	MDL	Units	Q
156-60-5	trans-1,2-Dichloroethylene	ND	1900	580	ug/kg	
10061-02-6	trans-1,3-Dichloropropene	ND	1900	430	ug/kg	
100-41-4	Ethylbenzene	117000 <sup>d</sup>	19000	3900	ug/kg	
637-92-3	Ethyl tert-Butyl Ether	ND	1900	500	ug/kg	
591-78-6	2-Hexanone	ND	9700	2100	ug/kg	
87-68-3	Hexachlorobutadiene	ND	1900	780	ug/kg	
98-82-8	Isopropylbenzene	9890	1900	430	ug/kg	
99-87-6	p-Isopropyltoluene	6720	1900	470	ug/kg	
108-10-1	4-Methyl-2-pentanone <sup>e</sup>	44700	9700	2100	ug/kg	
74-83-9	Methyl bromide <sup>e</sup>	ND	1900	780	ug/kg	
74-87-3	Methyl chloride	ND	1900	780	ug/kg	
74-95-3	Methylene bromide	ND	1900	580	ug/kg	
75-09-2	Methylene chloride	ND	3900	1800	ug/kg	
78-93-3	Methyl ethyl ketone <sup>f</sup>	30600	9700	2400	ug/kg	
1634-04-4	Methyl Tert Butyl Ether	ND	1900	780	ug/kg	
91-20-3	Naphthalene	15100	1900	780	ug/kg	
103-65-1	n-Propylbenzene	20600	1900	540	ug/kg	
100-42-5	Styrene	6280	1900	1000	ug/kg	
994-05-8	Tert-Amyl Methyl Ether	ND	1900	500	ug/kg	
75-65-0	Tert Butyl Alcohol	ND	19000	7800	ug/kg	
630-20-6	1,1,1,2-Tetrachloroethane	ND	1900	390	ug/kg	
71-55-6	1,1,1-Trichloroethane	ND	1900	430	ug/kg	
79-34-5	1,1,2,2-Tetrachloroethane	ND	1900	470	ug/kg	
79-00-5	1,1,2-Trichloroethane	ND	1900	430	ug/kg	
87-61-6	1,2,3-Trichlorobenzene	ND	1900	390	ug/kg	
96-18-4	1,2,3-Trichloropropane	ND	1900	660	ug/kg	
120-82-1	1,2,4-Trichlorobenzene	ND	1900	470	ug/kg	
95-63-6	1,2,4-Trimethylbenzene	140000 <sup>d</sup>	19000	4300	ug/kg	
108-67-8	1,3,5-Trimethylbenzene	42800	1900	500	ug/kg	
127-18-4	Tetrachloroethylene	3800	1900	390	ug/kg	
108-88-3	Toluene	274000 <sup>d</sup>	19000	4700	ug/kg	
79-01-6	Trichloroethylene	ND	1900	470	ug/kg	
75-69-4	Trichlorofluoromethane	ND	1900	780	ug/kg	
75-01-4	Vinyl chloride	ND	1900	580	ug/kg	
1330-20-7	Xylene (total)	611000 <sup>d</sup>	58000	12000	ug/kg	

CAS No.	Surrogate Recoveries	Run# 1	Run# 2	Limits
1868-53-7	Dibromofluoromethane	107%	104%	80-121%
2037-26-5	Toluene-D8	104%	90%	71-130%

ND = Not detected MDL - Method Detection Limit

RL = Reporting Limit

E = Indicates value exceeds calibration range

J = Indicates an estimated value

B = Indicates analyte found in associated method blank

N = Indicates presumptive evidence of a compound

## Report of Analysis

<b>Client Sample ID:</b> T19-3.0		<b>Date Sampled:</b> 07/14/11
<b>Lab Sample ID:</b> C17018-25		<b>Date Received:</b> 07/15/11
<b>Matrix:</b> SO - Soil		<b>Percent Solids:</b> n/a
<b>Method:</b> SW846 8260B		
<b>Project:</b> Romic Soil Investigation(Romic EPA) - 2081 Bay Road, East Palo Alto, CA		

**VOA 8260 List**

CAS No.	Surrogate Recoveries	Run# 1	Run# 2	Limits
460-00-4	4-Bromofluorobenzene	87%	103%	59-148%
17060-07-0	1,2-Dichloroethane-D4	101%	100%	77-123%

- (a) Analysis performed at Accutest Laboratories, Orlando FL.
- (b) Pre-weighed vials were altered in the field; sample weights are estimated. Analysis performed at Accutest Laboratories, Orlando FL.
- (c) ICV and associated BS recovery outside control limits.
- (d) Result is from Run# 2
- (e) Initial calibration not valid for this compound.
- (f) Associated BS recovery outside control limits.

ND = Not detected      MDL - Method Detection Limit  
 RL = Reporting Limit  
 E = Indicates value exceeds calibration range

J = Indicates an estimated value  
 B = Indicates analyte found in associated method blank  
 N = Indicates presumptive evidence of a compound

## Report of Analysis

<b>Client Sample ID:</b>	T19-6.0	<b>Date Sampled:</b>	07/14/11
<b>Lab Sample ID:</b>	C17018-26	<b>Date Received:</b>	07/15/11
<b>Matrix:</b>	SO - Soil	<b>Percent Solids:</b>	n/a
<b>Method:</b>	SW846 8260B	<b>Project:</b> Romic Soil Investigation(Romic EPA) - 2081 Bay Road, East Palo Alto, CA	

Run #	File ID	DF	Analyzed	By	Prep Date	Prep Batch	Analytical Batch
Run #1 <sup>a</sup>	H070676.D	1	07/27/11	AFL	n/a	n/a	F:VH2623
Run #2							

Run #	Initial Weight	Final Volume	Methanol Aliquot
Run #1	6.88 g	5.0 ml	100 ul
Run #2			

## VOA 8260 List

CAS No.	Compound	Result	RL	MDL	Units	Q
67-64-1	Acetone <sup>b</sup>	ND	1800	730	ug/kg	
71-43-2	Benzene	183	180	55	ug/kg	
108-86-1	Bromobenzene	ND	180	51	ug/kg	
74-97-5	Bromochloromethane	ND	180	51	ug/kg	
75-27-4	Bromodichloromethane	ND	180	40	ug/kg	
75-25-2	Bromoform	ND	180	55	ug/kg	
104-51-8	n-Butylbenzene	ND	180	47	ug/kg	
135-98-8	sec-Butylbenzene	ND	180	58	ug/kg	
98-06-6	tert-Butylbenzene	ND	180	44	ug/kg	
108-90-7	Chlorobenzene	ND	180	36	ug/kg	
75-00-3	Chloroethane	ND	180	73	ug/kg	
67-66-3	Chloroform	ND	180	44	ug/kg	
95-49-8	o-Chlorotoluene	ND	180	44	ug/kg	
106-43-4	p-Chlorotoluene	ND	180	44	ug/kg	
56-23-5	Carbon tetrachloride	ND	180	65	ug/kg	
75-34-3	1,1-Dichloroethane	ND	180	40	ug/kg	
75-35-4	1,1-Dichloroethylene	ND	180	51	ug/kg	
563-58-6	1,1-Dichloropropene	ND	180	47	ug/kg	
96-12-8	1,2-Dibromo-3-chloropropane	ND	180	84	ug/kg	
106-93-4	1,2-Dibromoethane	ND	180	36	ug/kg	
107-06-2	1,2-Dichloroethane	ND	180	36	ug/kg	
78-87-5	1,2-Dichloropropane	ND	180	44	ug/kg	
142-28-9	1,3-Dichloropropane	ND	180	36	ug/kg	
108-20-3	Di-Isopropyl ether	ND	180	36	ug/kg	
594-20-7	2,2-Dichloropropane	ND	180	51	ug/kg	
124-48-1	Dibromochloromethane	ND	180	36	ug/kg	
75-71-8	Dichlorodifluoromethane	ND	180	55	ug/kg	
156-59-2	cis-1,2-Dichloroethylene	ND	180	55	ug/kg	
10061-01-5	cis-1,3-Dichloropropene	ND	180	36	ug/kg	
541-73-1	m-Dichlorobenzene	ND	180	44	ug/kg	
95-50-1	o-Dichlorobenzene	ND	180	40	ug/kg	
106-46-7	p-Dichlorobenzene	ND	180	40	ug/kg	

ND = Not detected MDL - Method Detection Limit

RL = Reporting Limit

E = Indicates value exceeds calibration range

J = Indicates an estimated value

B = Indicates analyte found in associated method blank

N = Indicates presumptive evidence of a compound

## Report of Analysis

<b>Client Sample ID:</b>	T19-6.0	<b>Date Sampled:</b>	07/14/11
<b>Lab Sample ID:</b>	C17018-26	<b>Date Received:</b>	07/15/11
<b>Matrix:</b>	SO - Soil	<b>Percent Solids:</b>	n/a
<b>Method:</b>	SW846 8260B	<b>Project:</b> Romic Soil Investigation(Romic EPA) - 2081 Bay Road,East Palo Alto,CA	

## VOA 8260 List

CAS No.	Compound	Result	RL	MDL	Units	Q
156-60-5	trans-1,2-Dichloroethylene	ND	180	55	ug/kg	
10061-02-6	trans-1,3-Dichloropropene	ND	180	40	ug/kg	
100-41-4	Ethylbenzene	1460	180	36	ug/kg	
637-92-3	Ethyl tert-Butyl Ether	ND	180	47	ug/kg	
591-78-6	2-Hexanone	ND	910	200	ug/kg	
87-68-3	Hexachlorobutadiene	ND	180	73	ug/kg	
98-82-8	Isopropylbenzene	49.4	180	40	ug/kg	J
99-87-6	p-Isopropyltoluene	48.1	180	44	ug/kg	J
108-10-1	4-Methyl-2-pentanone	ND	910	200	ug/kg	
74-83-9	Methyl bromide <sup>c</sup>	ND	180	73	ug/kg	
74-87-3	Methyl chloride	ND	180	73	ug/kg	
74-95-3	Methylene bromide	ND	180	55	ug/kg	
75-09-2	Methylene chloride <sup>d</sup>	692	360	170	ug/kg	
78-93-3	Methyl ethyl ketone <sup>e</sup>	ND	910	220	ug/kg	
1634-04-4	Methyl Tert Butyl Ether	ND	180	73	ug/kg	
91-20-3	Naphthalene	228	180	73	ug/kg	
103-65-1	n-Propylbenzene	96.7	180	51	ug/kg	J
100-42-5	Styrene	ND	180	94	ug/kg	
994-05-8	Tert-Amyl Methyl Ether	ND	180	47	ug/kg	
75-65-0	Tert Butyl Alcohol	ND	1800	730	ug/kg	
630-20-6	1,1,1,2-Tetrachloroethane	ND	180	36	ug/kg	
71-55-6	1,1,1-Trichloroethane	ND	180	40	ug/kg	
79-34-5	1,1,2,2-Tetrachloroethane	ND	180	44	ug/kg	
79-00-5	1,1,2-Trichloroethane	ND	180	40	ug/kg	
87-61-6	1,2,3-Trichlorobenzene	ND	180	36	ug/kg	
96-18-4	1,2,3-Trichloropropane	ND	180	62	ug/kg	
120-82-1	1,2,4-Trichlorobenzene	ND	180	44	ug/kg	
95-63-6	1,2,4-Trimethylbenzene	1630	180	40	ug/kg	
108-67-8	1,3,5-Trimethylbenzene	323	180	47	ug/kg	
127-18-4	Tetrachloroethylene	ND	180	36	ug/kg	
108-88-3	Toluene	176	180	44	ug/kg	J
79-01-6	Trichloroethylene	ND	180	44	ug/kg	
75-69-4	Trichlorofluoromethane	ND	180	73	ug/kg	
75-01-4	Vinyl chloride	ND	180	55	ug/kg	
1330-20-7	Xylene (total)	2210	550	120	ug/kg	

CAS No.	Surrogate Recoveries	Run# 1	Run# 2	Limits
1868-53-7	Dibromofluoromethane	100%		80-121%
2037-26-5	Toluene-D8	87%		71-130%

ND = Not detected MDL - Method Detection Limit

RL = Reporting Limit

E = Indicates value exceeds calibration range

J = Indicates an estimated value

B = Indicates analyte found in associated method blank

N = Indicates presumptive evidence of a compound

## Report of Analysis

<b>Client Sample ID:</b> T19-6.0		<b>Date Sampled:</b> 07/14/11
<b>Lab Sample ID:</b> C17018-26		<b>Date Received:</b> 07/15/11
<b>Matrix:</b> SO - Soil		<b>Percent Solids:</b> n/a
<b>Method:</b> SW846 8260B		
<b>Project:</b> Romic Soil Investigation(Romic EPA) - 2081 Bay Road, East Palo Alto, CA		

**VOA 8260 List**

CAS No.	Surrogate Recoveries	Run# 1	Run# 2	Limits
460-00-4	4-Bromofluorobenzene	93%		59-148%
17060-07-0	1,2-Dichloroethane-D4	101%		77-123%

- (a) Analysis performed at Accutest Laboratories, Orlando FL.
- (b) ICV and associated BS recovery outside control limits.
- (c) Initial calibration not valid for this compound.
- (d) Suspected laboratory contaminant.
- (e) Associated BS recovery outside control limits.

ND = Not detected      MDL - Method Detection Limit  
 RL = Reporting Limit  
 E = Indicates value exceeds calibration range

J = Indicates an estimated value  
 B = Indicates analyte found in associated method blank  
 N = Indicates presumptive evidence of a compound



## Report of Analysis

<b>Client Sample ID:</b>	R11-3.0	<b>Date Sampled:</b>	07/14/11
<b>Lab Sample ID:</b>	C17018-27	<b>Date Received:</b>	07/15/11
<b>Matrix:</b>	SO - Soil	<b>Percent Solids:</b>	n/a
<b>Method:</b>	SW846 8260B	<b>Project:</b> Romic Soil Investigation(Romic EPA) - 2081 Bay Road, East Palo Alto, CA	

Run #	File ID	DF	Analyzed	By	Prep Date	Prep Batch	Analytical Batch
Run #1 <sup>a</sup>	K052098.D	1	07/28/11	AFL	n/a	n/a	F:VK2215
Run #2							

Run #	Initial Weight	Final Volume	Methanol Aliquot
Run #1	7.03 g	5.0 ml	10.0 ul
Run #2			

## VOA 8260 List

CAS No.	Compound	Result	RL	MDL	Units	Q
67-64-1	Acetone <sup>b</sup>	ND	18000	7100	ug/kg	
71-43-2	Benzene	ND	1800	530	ug/kg	
108-86-1	Bromobenzene	ND	1800	500	ug/kg	
74-97-5	Bromochloromethane	ND	1800	500	ug/kg	
75-27-4	Bromodichloromethane	ND	1800	390	ug/kg	
75-25-2	Bromoform	ND	1800	530	ug/kg	
104-51-8	n-Butylbenzene	516	1800	460	ug/kg	J
135-98-8	sec-Butylbenzene	ND	1800	570	ug/kg	
98-06-6	tert-Butylbenzene	ND	1800	430	ug/kg	
108-90-7	Chlorobenzene	1620	1800	360	ug/kg	J
75-00-3	Chloroethane	ND	1800	710	ug/kg	
67-66-3	Chloroform	ND	1800	430	ug/kg	
95-49-8	o-Chlorotoluene	ND	1800	430	ug/kg	
106-43-4	p-Chlorotoluene	ND	1800	430	ug/kg	
56-23-5	Carbon tetrachloride	ND	1800	640	ug/kg	
75-34-3	1,1-Dichloroethane	478	1800	390	ug/kg	J
75-35-4	1,1-Dichloroethylene	ND	1800	500	ug/kg	
563-58-6	1,1-Dichloropropene	ND	1800	460	ug/kg	
96-12-8	1,2-Dibromo-3-chloropropane	ND	1800	820	ug/kg	
106-93-4	1,2-Dibromoethane	ND	1800	360	ug/kg	
107-06-2	1,2-Dichloroethane	ND	1800	360	ug/kg	
78-87-5	1,2-Dichloropropane	ND	1800	430	ug/kg	
142-28-9	1,3-Dichloropropane	ND	1800	360	ug/kg	
108-20-3	Di-Isopropyl ether	ND	1800	360	ug/kg	
594-20-7	2,2-Dichloropropane	ND	1800	500	ug/kg	
124-48-1	Dibromochloromethane	ND	1800	360	ug/kg	
75-71-8	Dichlorodifluoromethane	ND	1800	530	ug/kg	
156-59-2	cis-1,2-Dichloroethylene	ND	1800	530	ug/kg	
10061-01-5	cis-1,3-Dichloropropene	ND	1800	360	ug/kg	
541-73-1	m-Dichlorobenzene	ND	1800	430	ug/kg	
95-50-1	o-Dichlorobenzene	ND	1800	390	ug/kg	
106-46-7	p-Dichlorobenzene	ND	1800	390	ug/kg	

ND = Not detected MDL - Method Detection Limit

RL = Reporting Limit

E = Indicates value exceeds calibration range

J = Indicates an estimated value

B = Indicates analyte found in associated method blank

N = Indicates presumptive evidence of a compound

## Report of Analysis

<b>Client Sample ID:</b>	R11-3.0	<b>Date Sampled:</b>	07/14/11
<b>Lab Sample ID:</b>	C17018-27	<b>Date Received:</b>	07/15/11
<b>Matrix:</b>	SO - Soil	<b>Percent Solids:</b>	n/a
<b>Method:</b>	SW846 8260B	<b>Project:</b> Romic Soil Investigation(Romic EPA) - 2081 Bay Road,East Palo Alto,CA	

## VOA 8260 List

CAS No.	Compound	Result	RL	MDL	Units	Q
156-60-5	trans-1,2-Dichloroethylene	ND	1800	530	ug/kg	
10061-02-6	trans-1,3-Dichloropropene	ND	1800	390	ug/kg	
100-41-4	Ethylbenzene	6360	1800	360	ug/kg	
637-92-3	Ethyl tert-Butyl Ether	ND	1800	460	ug/kg	
591-78-6	2-Hexanone	ND	8900	1900	ug/kg	
87-68-3	Hexachlorobutadiene	ND	1800	710	ug/kg	
98-82-8	Isopropylbenzene	ND	1800	390	ug/kg	
99-87-6	p-Isopropyltoluene	592	1800	430	ug/kg	J
108-10-1	4-Methyl-2-pentanone	ND	8900	2000	ug/kg	
74-83-9	Methyl bromide <sup>c</sup>	ND	1800	710	ug/kg	
74-87-3	Methyl chloride	ND	1800	710	ug/kg	
74-95-3	Methylene bromide	ND	1800	530	ug/kg	
75-09-2	Methylene chloride	ND	3600	1600	ug/kg	
78-93-3	Methyl ethyl ketone	ND	8900	2200	ug/kg	
1634-04-4	Methyl Tert Butyl Ether	ND	1800	710	ug/kg	
91-20-3	Naphthalene	ND	1800	710	ug/kg	
103-65-1	n-Propylbenzene	658	1800	500	ug/kg	J
100-42-5	Styrene	ND	1800	920	ug/kg	
994-05-8	Tert-Amyl Methyl Ether	ND	1800	460	ug/kg	
75-65-0	Tert Butyl Alcohol	ND	18000	7100	ug/kg	
630-20-6	1,1,1,2-Tetrachloroethane	ND	1800	360	ug/kg	
71-55-6	1,1,1-Trichloroethane	ND	1800	390	ug/kg	
79-34-5	1,1,2,2-Tetrachloroethane	ND	1800	430	ug/kg	
79-00-5	1,1,2-Trichloroethane	ND	1800	390	ug/kg	
87-61-6	1,2,3-Trichlorobenzene	ND	1800	360	ug/kg	
96-18-4	1,2,3-Trichloropropane	ND	1800	600	ug/kg	
120-82-1	1,2,4-Trichlorobenzene	ND	1800	430	ug/kg	
95-63-6	1,2,4-Trimethylbenzene	6260	1800	390	ug/kg	
108-67-8	1,3,5-Trimethylbenzene	1770	1800	460	ug/kg	J
127-18-4	Tetrachloroethylene	ND	1800	360	ug/kg	
108-88-3	Toluene	38200	1800	430	ug/kg	
79-01-6	Trichloroethylene	ND	1800	430	ug/kg	
75-69-4	Trichlorofluoromethane	ND	1800	710	ug/kg	
75-01-4	Vinyl chloride	ND	1800	530	ug/kg	
1330-20-7	Xylene (total)	33200	5300	1100	ug/kg	

CAS No.	Surrogate Recoveries	Run# 1	Run# 2	Limits
1868-53-7	Dibromofluoromethane	107%		80-121%
2037-26-5	Toluene-D8	89%		71-130%

ND = Not detected MDL - Method Detection Limit

RL = Reporting Limit

E = Indicates value exceeds calibration range

J = Indicates an estimated value

B = Indicates analyte found in associated method blank

N = Indicates presumptive evidence of a compound

## Report of Analysis

<b>Client Sample ID:</b> R11-3.0		<b>Date Sampled:</b> 07/14/11
<b>Lab Sample ID:</b> C17018-27		<b>Date Received:</b> 07/15/11
<b>Matrix:</b> SO - Soil		<b>Percent Solids:</b> n/a
<b>Method:</b> SW846 8260B		
<b>Project:</b> Romic Soil Investigation(Romic EPA) - 2081 Bay Road, East Palo Alto, CA		

**VOA 8260 List**

CAS No.	Surrogate Recoveries	Run# 1	Run# 2	Limits
460-00-4	4-Bromofluorobenzene	104%		59-148%
17060-07-0	1,2-Dichloroethane-D4	109%		77-123%

- (a) Pre-weighed vials were altered in the field; sample weights are estimated. Analysis performed at Accutest Laboratories, Orlando FL.
- (b) ICV and associated BS recovery outside control limits.
- (c) Initial calibration not valid for this compound.

ND = Not detected      MDL - Method Detection Limit  
 RL = Reporting Limit  
 E = Indicates value exceeds calibration range

J = Indicates an estimated value  
 B = Indicates analyte found in associated method blank  
 N = Indicates presumptive evidence of a compound

## Report of Analysis

<b>Client Sample ID:</b>	R11-6.0	<b>Date Sampled:</b>	07/14/11
<b>Lab Sample ID:</b>	C17018-28	<b>Date Received:</b>	07/15/11
<b>Matrix:</b>	SO - Soil	<b>Percent Solids:</b>	n/a
<b>Method:</b>	SW846 8260B	<b>Project:</b> Romic Soil Investigation(Romic EPA) - 2081 Bay Road, East Palo Alto, CA	

Run #	File ID	DF	Analyzed	By	Prep Date	Prep Batch	Analytical Batch
Run #1 <sup>a</sup>	H070699.D	1	07/28/11	AFL	n/a	n/a	F:VH2624
Run #2							

Run #	Initial Weight	Final Volume	Methanol Aliquot
Run #1	7.18 g	5.0 ml	100 ul
Run #2			

## VOA 8260 List

CAS No.	Compound	Result	RL	MDL	Units	Q
67-64-1	Acetone <sup>b</sup>	ND	1700	700	ug/kg	
71-43-2	Benzene	81.4	170	52	ug/kg	J
108-86-1	Bromobenzene	ND	170	49	ug/kg	
74-97-5	Bromochloromethane	ND	170	49	ug/kg	
75-27-4	Bromodichloromethane	ND	170	38	ug/kg	
75-25-2	Bromoform	ND	170	52	ug/kg	
104-51-8	n-Butylbenzene	ND	170	45	ug/kg	
135-98-8	sec-Butylbenzene	ND	170	56	ug/kg	
98-06-6	tert-Butylbenzene	ND	170	42	ug/kg	
108-90-7	Chlorobenzene	711	170	35	ug/kg	
75-00-3	Chloroethane	ND	170	70	ug/kg	
67-66-3	Chloroform	ND	170	42	ug/kg	
95-49-8	o-Chlorotoluene	ND	170	42	ug/kg	
106-43-4	p-Chlorotoluene	ND	170	42	ug/kg	
56-23-5	Carbon tetrachloride	ND	170	63	ug/kg	
75-34-3	1,1-Dichloroethane	ND	170	38	ug/kg	
75-35-4	1,1-Dichloroethylene	ND	170	49	ug/kg	
563-58-6	1,1-Dichloropropene	ND	170	45	ug/kg	
96-12-8	1,2-Dibromo-3-chloropropane	ND	170	80	ug/kg	
106-93-4	1,2-Dibromoethane	ND	170	35	ug/kg	
107-06-2	1,2-Dichloroethane	ND	170	35	ug/kg	
78-87-5	1,2-Dichloropropane	ND	170	42	ug/kg	
142-28-9	1,3-Dichloropropane	ND	170	35	ug/kg	
108-20-3	Di-Isopropyl ether	ND	170	35	ug/kg	
594-20-7	2,2-Dichloropropane	ND	170	49	ug/kg	
124-48-1	Dibromochloromethane	ND	170	35	ug/kg	
75-71-8	Dichlorodifluoromethane	ND	170	52	ug/kg	
156-59-2	cis-1,2-Dichloroethylene	ND	170	52	ug/kg	
10061-01-5	cis-1,3-Dichloropropene	ND	170	35	ug/kg	
541-73-1	m-Dichlorobenzene	ND	170	42	ug/kg	
95-50-1	o-Dichlorobenzene	ND	170	38	ug/kg	
106-46-7	p-Dichlorobenzene	ND	170	38	ug/kg	

ND = Not detected MDL - Method Detection Limit

RL = Reporting Limit

E = Indicates value exceeds calibration range

J = Indicates an estimated value

B = Indicates analyte found in associated method blank

N = Indicates presumptive evidence of a compound

## Report of Analysis

<b>Client Sample ID:</b>	R11-6.0	<b>Date Sampled:</b>	07/14/11
<b>Lab Sample ID:</b>	C17018-28	<b>Date Received:</b>	07/15/11
<b>Matrix:</b>	SO - Soil	<b>Percent Solids:</b>	n/a
<b>Method:</b>	SW846 8260B	<b>Project:</b> Romic Soil Investigation(Romic EPA) - 2081 Bay Road, East Palo Alto, CA	

**VOA 8260 List**

CAS No.	Compound	Result	RL	MDL	Units	Q
156-60-5	trans-1,2-Dichloroethylene	ND	170	52	ug/kg	
10061-02-6	trans-1,3-Dichloropropene	ND	170	38	ug/kg	
100-41-4	Ethylbenzene	1560	170	35	ug/kg	
637-92-3	Ethyl tert-Butyl Ether	ND	170	45	ug/kg	
591-78-6	2-Hexanone	ND	870	190	ug/kg	
87-68-3	Hexachlorobutadiene	ND	170	70	ug/kg	
98-82-8	Isopropylbenzene	ND	170	38	ug/kg	
99-87-6	p-Isopropyltoluene	ND	170	42	ug/kg	
108-10-1	4-Methyl-2-pentanone	ND	870	190	ug/kg	
74-83-9	Methyl bromide	ND	170	70	ug/kg	
74-87-3	Methyl chloride	ND	170	70	ug/kg	
74-95-3	Methylene bromide	ND	170	52	ug/kg	
75-09-2	Methylene chloride <sup>c</sup>	ND	350	160	ug/kg	
78-93-3	Methyl ethyl ketone	ND	870	210	ug/kg	
1634-04-4	Methyl Tert Butyl Ether	ND	170	70	ug/kg	
91-20-3	Naphthalene	ND	170	70	ug/kg	
103-65-1	n-Propylbenzene	ND	170	49	ug/kg	
100-42-5	Styrene	ND	170	91	ug/kg	
994-05-8	Tert-Amyl Methyl Ether	ND	170	45	ug/kg	
75-65-0	Tert Butyl Alcohol	ND	1700	700	ug/kg	
630-20-6	1,1,1,2-Tetrachloroethane	ND	170	35	ug/kg	
71-55-6	1,1,1-Trichloroethane	ND	170	38	ug/kg	
79-34-5	1,1,2,2-Tetrachloroethane	ND	170	42	ug/kg	
79-00-5	1,1,2-Trichloroethane	ND	170	38	ug/kg	
87-61-6	1,2,3-Trichlorobenzene	ND	170	35	ug/kg	
96-18-4	1,2,3-Trichloropropane	ND	170	59	ug/kg	
120-82-1	1,2,4-Trichlorobenzene	ND	170	42	ug/kg	
95-63-6	1,2,4-Trimethylbenzene	150	170	38	ug/kg	J
108-67-8	1,3,5-Trimethylbenzene	52.7	170	45	ug/kg	J
127-18-4	Tetrachloroethylene	ND	170	35	ug/kg	
108-88-3	Toluene	410	170	42	ug/kg	
79-01-6	Trichloroethylene	ND	170	42	ug/kg	
75-69-4	Trichlorofluoromethane	ND	170	70	ug/kg	
75-01-4	Vinyl chloride	ND	170	52	ug/kg	
1330-20-7	Xylene (total)	3250	520	110	ug/kg	

CAS No.	Surrogate Recoveries	Run# 1	Run# 2	Limits
1868-53-7	Dibromofluoromethane	106%		80-121%
2037-26-5	Toluene-D8	86%		71-130%

ND = Not detected      MDL - Method Detection Limit  
 RL = Reporting Limit  
 E = Indicates value exceeds calibration range

J = Indicates an estimated value  
 B = Indicates analyte found in associated method blank  
 N = Indicates presumptive evidence of a compound

## Report of Analysis

<b>Client Sample ID:</b>	R11-6.0	<b>Date Sampled:</b>	07/14/11
<b>Lab Sample ID:</b>	C17018-28	<b>Date Received:</b>	07/15/11
<b>Matrix:</b>	SO - Soil	<b>Percent Solids:</b>	n/a
<b>Method:</b>	SW846 8260B	<b>Project:</b> Romic Soil Investigation(Romic EPA) - 2081 Bay Road, East Palo Alto, CA	

### VOA 8260 List

CAS No.	Surrogate Recoveries	Run# 1	Run# 2	Limits
460-00-4	4-Bromofluorobenzene	92%		59-148%
17060-07-0	1,2-Dichloroethane-D4	104%		77-123%

- (a) Analysis performed at Accutest Laboratories, Orlando FL.
- (b) ICV and associated BS recovery outside control limits.
- (c) Associated BS recovery outside control limits.

ND = Not detected      MDL - Method Detection Limit  
 RL = Reporting Limit  
 E = Indicates value exceeds calibration range

J = Indicates an estimated value  
 B = Indicates analyte found in associated method blank  
 N = Indicates presumptive evidence of a compound

## Report of Analysis

<b>Client Sample ID:</b>	T21-0.5	<b>Date Sampled:</b>	07/14/11
<b>Lab Sample ID:</b>	C17018-29	<b>Date Received:</b>	07/15/11
<b>Matrix:</b>	SO - Soil	<b>Percent Solids:</b>	n/a <sup>a</sup>
<b>Method:</b>	SW846 8260B	<b>Project:</b> Romic Soil Investigation(Romic EPA) - 2081 Bay Road, East Palo Alto, CA	

Run #	File ID	DF	Analyzed	By	Prep Date	Prep Batch	Analytical Batch
Run #1 <sup>b</sup>	H070678.D	1	07/27/11	AFL	n/a	n/a	F:VH2623
Run #2							

Run #	Initial Weight	Final Volume	Methanol Aliquot
Run #1	5.22 g	5.0 ml	100 ul
Run #2			

## VOA 8260 List

CAS No.	Compound	Result	RL	MDL	Units	Q
67-64-1	Acetone <sup>c</sup>	ND	2400	960	ug/kg	
71-43-2	Benzene	ND	240	72	ug/kg	
108-86-1	Bromobenzene	ND	240	67	ug/kg	
74-97-5	Bromochloromethane	ND	240	67	ug/kg	
75-27-4	Bromodichloromethane	ND	240	53	ug/kg	
75-25-2	Bromoform	ND	240	72	ug/kg	
104-51-8	n-Butylbenzene	ND	240	62	ug/kg	
135-98-8	sec-Butylbenzene	ND	240	77	ug/kg	
98-06-6	tert-Butylbenzene	ND	240	57	ug/kg	
108-90-7	Chlorobenzene	ND	240	48	ug/kg	
75-00-3	Chloroethane	ND	240	96	ug/kg	
67-66-3	Chloroform	ND	240	57	ug/kg	
95-49-8	o-Chlorotoluene	ND	240	57	ug/kg	
106-43-4	p-Chlorotoluene	ND	240	57	ug/kg	
56-23-5	Carbon tetrachloride	ND	240	86	ug/kg	
75-34-3	1,1-Dichloroethane	ND	240	53	ug/kg	
75-35-4	1,1-Dichloroethylene	ND	240	67	ug/kg	
563-58-6	1,1-Dichloropropene	ND	240	62	ug/kg	
96-12-8	1,2-Dibromo-3-chloropropane	ND	240	110	ug/kg	
106-93-4	1,2-Dibromoethane	ND	240	48	ug/kg	
107-06-2	1,2-Dichloroethane	ND	240	48	ug/kg	
78-87-5	1,2-Dichloropropane	ND	240	57	ug/kg	
142-28-9	1,3-Dichloropropane	ND	240	48	ug/kg	
108-20-3	Di-Isopropyl ether	ND	240	48	ug/kg	
594-20-7	2,2-Dichloropropane	ND	240	67	ug/kg	
124-48-1	Dibromochloromethane	ND	240	48	ug/kg	
75-71-8	Dichlorodifluoromethane	ND	240	72	ug/kg	
156-59-2	cis-1,2-Dichloroethylene	1480	240	72	ug/kg	
10061-01-5	cis-1,3-Dichloropropene	ND	240	48	ug/kg	
541-73-1	m-Dichlorobenzene	ND	240	57	ug/kg	
95-50-1	o-Dichlorobenzene	ND	240	53	ug/kg	
106-46-7	p-Dichlorobenzene	ND	240	53	ug/kg	

ND = Not detected MDL - Method Detection Limit

RL = Reporting Limit

E = Indicates value exceeds calibration range

J = Indicates an estimated value

B = Indicates analyte found in associated method blank

N = Indicates presumptive evidence of a compound

## Report of Analysis

<b>Client Sample ID:</b>	T21-0.5	<b>Date Sampled:</b>	07/14/11
<b>Lab Sample ID:</b>	C17018-29	<b>Date Received:</b>	07/15/11
<b>Matrix:</b>	SO - Soil	<b>Percent Solids:</b>	n/a <sup>a</sup>
<b>Method:</b>	SW846 8260B	<b>Project:</b> Romic Soil Investigation(Romic EPA) - 2081 Bay Road,East Palo Alto,CA	

## VOA 8260 List

CAS No.	Compound	Result	RL	MDL	Units	Q
156-60-5	trans-1,2-Dichloroethylene	ND	240	72	ug/kg	
10061-02-6	trans-1,3-Dichloropropene	ND	240	53	ug/kg	
100-41-4	Ethylbenzene	ND	240	48	ug/kg	
637-92-3	Ethyl tert-Butyl Ether	ND	240	62	ug/kg	
591-78-6	2-Hexanone	ND	1200	260	ug/kg	
87-68-3	Hexachlorobutadiene	ND	240	96	ug/kg	
98-82-8	Isopropylbenzene	ND	240	53	ug/kg	
99-87-6	p-Isopropyltoluene	ND	240	57	ug/kg	
108-10-1	4-Methyl-2-pentanone	ND	1200	260	ug/kg	
74-83-9	Methyl bromide <sup>d</sup>	ND	240	96	ug/kg	
74-87-3	Methyl chloride	ND	240	96	ug/kg	
74-95-3	Methylene bromide	ND	240	72	ug/kg	
75-09-2	Methylene chloride	ND	480	220	ug/kg	
78-93-3	Methyl ethyl ketone <sup>e</sup>	ND	1200	290	ug/kg	
1634-04-4	Methyl Tert Butyl Ether	ND	240	96	ug/kg	
91-20-3	Naphthalene	ND	240	96	ug/kg	
103-65-1	n-Propylbenzene	ND	240	67	ug/kg	
100-42-5	Styrene	ND	240	120	ug/kg	
994-05-8	Tert-Amyl Methyl Ether	ND	240	62	ug/kg	
75-65-0	Tert Butyl Alcohol	ND	2400	960	ug/kg	
630-20-6	1,1,1,2-Tetrachloroethane	ND	240	48	ug/kg	
71-55-6	1,1,1-Trichloroethane	ND	240	53	ug/kg	
79-34-5	1,1,2,2-Tetrachloroethane	ND	240	57	ug/kg	
79-00-5	1,1,2-Trichloroethane	ND	240	53	ug/kg	
87-61-6	1,2,3-Trichlorobenzene	ND	240	48	ug/kg	
96-18-4	1,2,3-Trichloropropane	ND	240	81	ug/kg	
120-82-1	1,2,4-Trichlorobenzene	ND	240	57	ug/kg	
95-63-6	1,2,4-Trimethylbenzene	ND	240	53	ug/kg	
108-67-8	1,3,5-Trimethylbenzene	ND	240	62	ug/kg	
127-18-4	Tetrachloroethylene	ND	240	48	ug/kg	
108-88-3	Toluene	ND	240	57	ug/kg	
79-01-6	Trichloroethylene	96.0	240	57	ug/kg	J
75-69-4	Trichlorofluoromethane	ND	240	96	ug/kg	
75-01-4	Vinyl chloride	ND	240	72	ug/kg	
1330-20-7	Xylene (total)	ND	720	150	ug/kg	

CAS No.	Surrogate Recoveries	Run# 1	Run# 2	Limits
1868-53-7	Dibromofluoromethane	100%		80-121%
2037-26-5	Toluene-D8	87%		71-130%

ND = Not detected MDL - Method Detection Limit

RL = Reporting Limit

E = Indicates value exceeds calibration range

J = Indicates an estimated value

B = Indicates analyte found in associated method blank

N = Indicates presumptive evidence of a compound



## Report of Analysis

<b>Client Sample ID:</b> T21-0.5		<b>Date Sampled:</b> 07/14/11
<b>Lab Sample ID:</b> C17018-29		<b>Date Received:</b> 07/15/11
<b>Matrix:</b> SO - Soil		<b>Percent Solids:</b> n/a <sup>a</sup>
<b>Method:</b> SW846 8260B		
<b>Project:</b> Romic Soil Investigation(Romic EPA) - 2081 Bay Road, East Palo Alto, CA		

**VOA 8260 List**

CAS No.	Surrogate Recoveries	Run# 1	Run# 2	Limits
460-00-4	4-Bromofluorobenzene	94%		59-148%
17060-07-0	1,2-Dichloroethane-D4	103%		77-123%

- (a) All results reported on wet weight basis.
- (b) Analysis performed at Accutest Laboratories, Orlando FL.
- (c) ICV and associated BS recovery outside control limits.
- (d) Initial calibration not valid for this compound.
- (e) Associated BS recovery outside control limits.

ND = Not detected      MDL - Method Detection Limit  
 RL = Reporting Limit  
 E = Indicates value exceeds calibration range

J = Indicates an estimated value  
 B = Indicates analyte found in associated method blank  
 N = Indicates presumptive evidence of a compound

## Report of Analysis

<b>Client Sample ID:</b>	T21-0.5	<b>Date Sampled:</b>	07/14/11
<b>Lab Sample ID:</b>	C17018-29	<b>Date Received:</b>	07/15/11
<b>Matrix:</b>	SO - Soil	<b>Percent Solids:</b>	n/a <sup>a</sup>
<b>Method:</b>	SW846 8270C SW846 3550B	<b>Project:</b> Romic Soil Investigation(Romic EPA) - 2081 Bay Road, East Palo Alto, CA	

Run #	File ID	DF	Analyzed	By	Prep Date	Prep Batch	Analytical Batch
Run #1	Y8880.D	1	07/19/11	MT	07/18/11	OP4247	EY424
Run #2							

Run #	Initial Weight	Final Volume
Run #1	10.2 g	1.0 ml
Run #2		

## ABN Full List

CAS No.	Compound	Result	RL	MDL	Units	Q
65-85-0	Benzoic acid	ND	980	870	ug/kg	
95-57-8	2-Chlorophenol	ND	980	670	ug/kg	
59-50-7	4-Chloro-3-methyl phenol	ND	490	410	ug/kg	
120-83-2	2,4-Dichlorophenol	ND	490	140	ug/kg	
105-67-9	2,4-Dimethylphenol	ND	490	150	ug/kg	
51-28-5	2,4-Dinitrophenol	ND	2500	830	ug/kg	
534-52-1	4,6-Dinitro-o-cresol	ND	2000	1000	ug/kg	
95-48-7	2-Methylphenol	ND	490	170	ug/kg	
	3&4-Methylphenol	ND	490	150	ug/kg	
88-75-5	2-Nitrophenol	ND	490	130	ug/kg	
100-02-7	4-Nitrophenol	ND	2000	1200	ug/kg	
87-86-5	Pentachlorophenol	ND	490	410	ug/kg	
108-95-2	Phenol	ND	2000	1300	ug/kg	
95-95-4	2,4,5-Trichlorophenol	ND	490	120	ug/kg	
88-06-2	2,4,6-Trichlorophenol	ND	490	160	ug/kg	
83-32-9	Acenaphthene	ND	980	490	ug/kg	
208-96-8	Acenaphthylene	ND	490	200	ug/kg	
62-53-3	Aniline	ND	490	140	ug/kg	
120-12-7	Anthracene	ND	490	98	ug/kg	
103-33-3	Azobenzene	ND	490	170	ug/kg	
92-87-5	Benzidine	ND	2500	720	ug/kg	
56-55-3	Benzo(a)anthracene	ND	490	69	ug/kg	
50-32-8	Benzo(a)pyrene	ND	490	88	ug/kg	
205-99-2	Benzo(b)fluoranthene	ND	490	59	ug/kg	
191-24-2	Benzo(g,h,i)perylene	ND	490	150	ug/kg	
207-08-9	Benzo(k)fluoranthene	ND	490	120	ug/kg	
101-55-3	4-Bromophenyl phenyl ether	ND	490	150	ug/kg	
85-68-7	Butyl benzyl phthalate	ND	490	110	ug/kg	
100-51-6	Benzyl Alcohol	ND	980	160	ug/kg	
91-58-7	2-Chloronaphthalene	ND	490	180	ug/kg	
106-47-8	4-Chloroaniline	ND	490	140	ug/kg	
86-74-8	Carbazole	ND	490	78	ug/kg	

ND = Not detected MDL - Method Detection Limit

RL = Reporting Limit

E = Indicates value exceeds calibration range

J = Indicates an estimated value

B = Indicates analyte found in associated method blank

N = Indicates presumptive evidence of a compound

## Report of Analysis

<b>Client Sample ID:</b>	T21-0.5	<b>Date Sampled:</b>	07/14/11
<b>Lab Sample ID:</b>	C17018-29	<b>Date Received:</b>	07/15/11
<b>Matrix:</b>	SO - Soil	<b>Percent Solids:</b>	n/a <sup>a</sup>
<b>Method:</b>	SW846 8270C SW846 3550B		
<b>Project:</b>	Romic Soil Investigation(Romic EPA) - 2081 Bay Road, East Palo Alto, CA		

## ABN Full List

CAS No.	Compound	Result	RL	MDL	Units	Q
218-01-9	Chrysene	ND	490	98	ug/kg	
111-91-1	bis(2-Chloroethoxy)methane	ND	490	180	ug/kg	
111-44-4	bis(2-Chloroethyl)ether	ND	490	230	ug/kg	
108-60-1	bis(2-Chloroisopropyl)ether	ND	490	260	ug/kg	
7005-72-3	4-Chlorophenyl phenyl ether	ND	490	190	ug/kg	
95-50-1	1,2-Dichlorobenzene	ND	490	160	ug/kg	
541-73-1	1,3-Dichlorobenzene	ND	490	150	ug/kg	
106-46-7	1,4-Dichlorobenzene	ND	490	410	ug/kg	
121-14-2	2,4-Dinitrotoluene	ND	490	450	ug/kg	
606-20-2	2,6-Dinitrotoluene	ND	980	310	ug/kg	
91-94-1	3,3'-Dichlorobenzidine	ND	2500	140	ug/kg	
53-70-3	Dibenzo(a,h)anthracene	ND	490	130	ug/kg	
132-64-9	Dibenzofuran	ND	490	160	ug/kg	
122-39-4	Diphenylamine	ND	490	120	ug/kg	
84-74-2	Di-n-butyl phthalate	ND	490	98	ug/kg	
117-84-0	Di-n-octyl phthalate	ND	490	130	ug/kg	
84-66-2	Diethyl phthalate	ND	490	170	ug/kg	
131-11-3	Dimethyl phthalate	ND	490	180	ug/kg	
117-81-7	bis(2-Ethylhexyl)phthalate	ND	490	220	ug/kg	
206-44-0	Fluoranthene	ND	490	98	ug/kg	
86-73-7	Fluorene	ND	490	180	ug/kg	
118-74-1	Hexachlorobenzene	ND	490	130	ug/kg	
87-68-3	Hexachlorobutadiene	ND	490	190	ug/kg	
77-47-4	Hexachlorocyclopentadiene	ND	490	140	ug/kg	
67-72-1	Hexachloroethane	ND	490	160	ug/kg	
193-39-5	Indeno(1,2,3-cd)pyrene	ND	490	140	ug/kg	
78-59-1	Isophorone	ND	490	170	ug/kg	
90-12-0	1-Methylnaphthalene	ND	490	160	ug/kg	
91-57-6	2-Methylnaphthalene	ND	490	160	ug/kg	
88-74-4	2-Nitroaniline	ND	490	120	ug/kg	
99-09-2	3-Nitroaniline	ND	490	120	ug/kg	
100-01-6	4-Nitroaniline	ND	490	290	ug/kg	
91-20-3	Naphthalene	ND	490	170	ug/kg	
98-95-3	Nitrobenzene	ND	490	160	ug/kg	
62-75-9	N-Nitrosodimethylamine	ND	4900	2200	ug/kg	
621-64-7	N-Nitroso-di-n-propylamine	ND	980	540	ug/kg	
85-01-8	Phenanthrene	ND	490	110	ug/kg	
129-00-0	Pyrene	ND	980	670	ug/kg	
110-86-1	Pyridine	ND	2000	220	ug/kg	
120-82-1	1,2,4-Trichlorobenzene	ND	490	330	ug/kg	

ND = Not detected MDL - Method Detection Limit

RL = Reporting Limit

E = Indicates value exceeds calibration range

J = Indicates an estimated value

B = Indicates analyte found in associated method blank

N = Indicates presumptive evidence of a compound

## Report of Analysis

<b>Client Sample ID:</b>	T21-0.5	<b>Date Sampled:</b>	07/14/11
<b>Lab Sample ID:</b>	C17018-29	<b>Date Received:</b>	07/15/11
<b>Matrix:</b>	SO - Soil	<b>Percent Solids:</b>	n/a <sup>a</sup>
<b>Method:</b>	SW846 8270C SW846 3550B	<b>Project:</b> Romic Soil Investigation(Romic EPA) - 2081 Bay Road, East Palo Alto, CA	

### ABN Full List

CAS No.	Surrogate Recoveries	Run# 1	Run# 2	Limits
367-12-4	2-Fluorophenol	70%		20-100%
4165-62-2	Phenol-d5	73%		20-100%
118-79-6	2,4,6-Tribromophenol	92%		30-100%
4165-60-0	Nitrobenzene-d5	73%		20-100%
321-60-8	2-Fluorobiphenyl	73%		20-106%
1718-51-0	Terphenyl-d14	101%		55-130%

(a) All results reported on wet weight basis.

ND = Not detected      MDL - Method Detection Limit  
 RL = Reporting Limit  
 E = Indicates value exceeds calibration range

J = Indicates an estimated value  
 B = Indicates analyte found in associated method blank  
 N = Indicates presumptive evidence of a compound

## Report of Analysis

<b>Client Sample ID:</b>	T21-0.5	<b>Date Sampled:</b>	07/14/11
<b>Lab Sample ID:</b>	C17018-29	<b>Date Received:</b>	07/15/11
<b>Matrix:</b>	SO - Soil	<b>Percent Solids:</b>	n/a <sup>a</sup>
<b>Method:</b>	SW846 8015B	<b>Project:</b> Romic Soil Investigation(Romic EPA) - 2081 Bay Road, East Palo Alto, CA	

Run #	File ID	DF	Analyzed	By	Prep Date	Prep Batch	Analytical Batch
Run #1	JK21341.D	1	07/28/11	TT	n/a	n/a	GJK882
Run #2							

Run #	Initial Weight
Run #1	5.13 g
Run #2	

### TPH Volatiles

CAS No.	Compound	Result	RL	MDL	Units	Q
	TPH-GRO (C6-C10)	ND	0.097	0.049	mg/kg	
CAS No.	Surrogate Recoveries	Run# 1	Run# 2	Limits		
98-08-8	aaa-Trifluorotoluene	88%		60-157%		

(a) All results reported on wet weight basis.

ND = Not detected      MDL - Method Detection Limit  
 RL = Reporting Limit  
 E = Indicates value exceeds calibration range

J = Indicates an estimated value  
 B = Indicates analyte found in associated method blank  
 N = Indicates presumptive evidence of a compound

## Report of Analysis

<b>Client Sample ID:</b>	T21-0.5	<b>Date Sampled:</b>	07/14/11
<b>Lab Sample ID:</b>	C17018-29	<b>Date Received:</b>	07/15/11
<b>Matrix:</b>	SO - Soil	<b>Percent Solids:</b>	n/a <sup>a</sup>
<b>Method:</b>	SW846 8081A SW846 3545A	<b>Project:</b> Romic Soil Investigation(Romic EPA) - 2081 Bay Road, East Palo Alto, CA	

Run #1	File ID	DF	Analyzed	By	Prep Date	Prep Batch	Analytical Batch
Run #1	OO22772.D	1	07/27/11	RV	07/16/11	OP4244	G00728
Run #2							

Run #1	Initial Weight	Final Volume
Run #1	10.2 g	10.0 ml
Run #2		

## Pesticide PPL List

CAS No.	Compound	Result	RL	MDL	Units	Q
309-00-2	Aldrin	ND	25	9.8	ug/kg	
319-84-6	alpha-BHC	ND	25	11	ug/kg	
319-85-7	beta-BHC	ND	25	3.4	ug/kg	
319-86-8	delta-BHC	ND	25	3.4	ug/kg	
58-89-9	gamma-BHC (Lindane)	ND	25	7.4	ug/kg	
12789-03-6	Chlordane	ND	98	98	ug/kg	
60-57-1	Dieldrin	ND	25	2.9	ug/kg	
72-54-8	4,4' -DDD	ND	25	3.4	ug/kg	
72-55-9	4,4' -DDE	ND	25	2.9	ug/kg	
50-29-3	4,4' -DDT	ND	25	2.9	ug/kg	
72-20-8	Endrin	ND	25	2.9	ug/kg	
7421-93-4	Endrin aldehyde	ND	25	5.9	ug/kg	
959-98-8	Endosulfan-I	ND	25	3.4	ug/kg	
33213-65-9	Endosulfan-II	ND	25	3.4	ug/kg	
1031-07-8	Endosulfan sulfate	ND	25	7.8	ug/kg	
76-44-8	Heptachlor	ND	25	5.9	ug/kg	
1024-57-3	Heptachlor epoxide	ND	25	3.9	ug/kg	
72-43-5	Methoxychlor	ND	25	3.4	ug/kg	
8001-35-2	Toxaphene	ND	98	98	ug/kg	

CAS No.	Surrogate Recoveries	Run# 1	Run# 2	Limits
877-09-8	Tetrachloro-m-xylene	48%		35-132%
877-09-8	Tetrachloro-m-xylene	51%		35-132%
2051-24-3	Decachlorobiphenyl	63%		35-132%
2051-24-3	Decachlorobiphenyl	72%		35-132%

(a) All results reported on wet weight basis.

ND = Not detected      MDL - Method Detection Limit  
 RL = Reporting Limit  
 E = Indicates value exceeds calibration range

J = Indicates an estimated value  
 B = Indicates analyte found in associated method blank  
 N = Indicates presumptive evidence of a compound

## Report of Analysis

<b>Client Sample ID:</b>	T21-0.5	<b>Date Sampled:</b>	07/14/11
<b>Lab Sample ID:</b>	C17018-29	<b>Date Received:</b>	07/15/11
<b>Matrix:</b>	SO - Soil	<b>Percent Solids:</b>	n/a <sup>a</sup>
<b>Method:</b>	SW846 8082 SW846 3545A	<b>Project:</b> Romic Soil Investigation(Romic EPA) - 2081 Bay Road, East Palo Alto, CA	

Run #	File ID	DF	Analyzed	By	Prep Date	Prep Batch	Analytical Batch
Run #1	PP20166.D	1	07/19/11	RV	07/16/11	OP4243	GPP687
Run #2							

Run #	Initial Weight	Final Volume
Run #1	10.2 g	10.0 ml
Run #2		

## PCB List

CAS No.	Compound	Result	RL	MDL	Units	Q
12674-11-2	Aroclor 1016	ND	98	17	ug/kg	
11104-28-2	Aroclor 1221	ND	98	49	ug/kg	
11141-16-5	Aroclor 1232	ND	98	49	ug/kg	
53469-21-9	Aroclor 1242	ND	98	49	ug/kg	
12672-29-6	Aroclor 1248	ND	98	49	ug/kg	
11097-69-1	Aroclor 1254	ND	98	49	ug/kg	
11096-82-5	Aroclor 1260	ND	98	20	ug/kg	

CAS No.	Surrogate Recoveries	Run# 1	Run# 2	Limits
877-09-8	Tetrachloro-m-xylene	46%		45-108%
877-09-8	Tetrachloro-m-xylene	46%		45-108%
2051-24-3	Decachlorobiphenyl	85%		54-121%
2051-24-3	Decachlorobiphenyl	84%		54-121%

(a) All results reported on wet weight basis.

ND = Not detected      MDL - Method Detection Limit  
 RL = Reporting Limit  
 E = Indicates value exceeds calibration range

J = Indicates an estimated value  
 B = Indicates analyte found in associated method blank  
 N = Indicates presumptive evidence of a compound

## Report of Analysis

<b>Client Sample ID:</b> T21-0.5		
<b>Lab Sample ID:</b> C17018-29		<b>Date Sampled:</b> 07/14/11
<b>Matrix:</b> SO - Soil		<b>Date Received:</b> 07/15/11
<b>Method:</b> SW846 8015B M SW846 3545A		<b>Percent Solids:</b> n/a <sup>a</sup>
<b>Project:</b> Romc Soil Investigation(Romc EPA) - 2081 Bay Road, East Palo Alto, CA		

Run #	File ID	DF	Analyzed	By	Prep Date	Prep Batch	Analytical Batch
Run #1	HH15336.D	1	07/21/11	JH	07/19/11	OP4263	GHH526
Run #2							

Run #	Initial Weight	Final Volume
Run #1	10.2 g	1.0 ml
Run #2		

### TPH Extractable w/ Silica Gel Cleanup

CAS No.	Compound	Result	RL	MDL	Units	Q
	TPH (C10-C28)	ND	9.8	4.9	mg/kg	
	TPH (> C28-C40)	ND	20	9.8	mg/kg	

CAS No.	Surrogate Recoveries	Run# 1	Run# 2	Limits
630-01-3	Hexacosane	56%		45-140%

(a) All results reported on wet weight basis.

ND = Not detected      MDL - Method Detection Limit  
 RL = Reporting Limit  
 E = Indicates value exceeds calibration range

J = Indicates an estimated value  
 B = Indicates analyte found in associated method blank  
 N = Indicates presumptive evidence of a compound



## Report of Analysis

<b>Client Sample ID:</b> T21-0.5	<b>Date Sampled:</b> 07/14/11
<b>Lab Sample ID:</b> C17018-29	<b>Date Received:</b> 07/15/11
<b>Matrix:</b> SO - Soil	<b>Percent Solids:</b> n/a <sup>a</sup>
<b>Project:</b> Romic Soil Investigation(Romic EPA) - 2081 Bay Road,East Palo Alto,CA	

## Metals Analysis

Analyte	Result	RL	Units	DF	Prep	Analyzed By	Method	Prep Method
Antimony <sup>b</sup>	< 3.6	3.6	mg/kg	2	07/17/11	07/26/11 RS	SW846 6010B <sup>2</sup>	SW846 3050B <sup>3</sup>
Arsenic <sup>b</sup>	< 3.6	3.6	mg/kg	2	07/17/11	07/26/11 RS	SW846 6010B <sup>2</sup>	SW846 3050B <sup>3</sup>
Barium <sup>b</sup>	< 36	36	mg/kg	2	07/17/11	07/26/11 RS	SW846 6010B <sup>2</sup>	SW846 3050B <sup>3</sup>
Beryllium <sup>b</sup>	< 1.8	1.8	mg/kg	2	07/17/11	07/26/11 RS	SW846 6010B <sup>2</sup>	SW846 3050B <sup>3</sup>
Cadmium <sup>b</sup>	< 1.8	1.8	mg/kg	2	07/17/11	07/26/11 RS	SW846 6010B <sup>2</sup>	SW846 3050B <sup>3</sup>
Chromium <sup>b</sup>	39.5	1.8	mg/kg	2	07/17/11	07/26/11 RS	SW846 6010B <sup>2</sup>	SW846 3050B <sup>3</sup>
Cobalt <sup>b</sup>	27.5	1.8	mg/kg	2	07/17/11	07/26/11 RS	SW846 6010B <sup>2</sup>	SW846 3050B <sup>3</sup>
Copper <sup>b</sup>	64.2	4.5	mg/kg	2	07/17/11	07/26/11 RS	SW846 6010B <sup>2</sup>	SW846 3050B <sup>3</sup>
Lead <sup>b</sup>	< 3.6	3.6	mg/kg	2	07/17/11	07/26/11 RS	SW846 6010B <sup>2</sup>	SW846 3050B <sup>3</sup>
Mercury	< 0.038	0.038	mg/kg	1	07/18/11	07/19/11 RW	SW846 7471A <sup>1</sup>	SW846 7471A <sup>4</sup>
Molybdenum <sup>b</sup>	< 3.6	3.6	mg/kg	2	07/17/11	07/26/11 RS	SW846 6010B <sup>2</sup>	SW846 3050B <sup>3</sup>
Nickel <sup>b</sup>	41.8	1.8	mg/kg	2	07/17/11	07/26/11 RS	SW846 6010B <sup>2</sup>	SW846 3050B <sup>3</sup>
Selenium <sup>b</sup>	< 3.6	3.6	mg/kg	2	07/17/11	07/26/11 RS	SW846 6010B <sup>2</sup>	SW846 3050B <sup>3</sup>
Silver <sup>b</sup>	< 18	18	mg/kg	20	07/17/11	07/26/11 RS	SW846 6010B <sup>2</sup>	SW846 3050B <sup>3</sup>
Thallium <sup>b</sup>	< 36	36	mg/kg	20	07/17/11	07/26/11 RS	SW846 6010B <sup>2</sup>	SW846 3050B <sup>3</sup>
Vanadium <sup>b</sup>	155	1.8	mg/kg	2	07/17/11	07/26/11 RS	SW846 6010B <sup>2</sup>	SW846 3050B <sup>3</sup>
Zinc <sup>b</sup>	71.1	3.6	mg/kg	2	07/17/11	07/26/11 RS	SW846 6010B <sup>2</sup>	SW846 3050B <sup>3</sup>

(1) Instrument QC Batch: MA1994

(2) Instrument QC Batch: MA2003

(3) Prep QC Batch: MP3726

(4) Prep QC Batch: MP3736

(a) All results reported on wet weight basis.

(b) Elevated reporting limit(s) due to matrix interference and/or dilution required for high interfering element.

RL = Reporting Limit

## Report of Analysis

<b>Client Sample ID:</b>	T21-3.0	<b>Date Sampled:</b>	07/14/11
<b>Lab Sample ID:</b>	C17018-30	<b>Date Received:</b>	07/15/11
<b>Matrix:</b>	SO - Soil	<b>Percent Solids:</b>	n/a
<b>Method:</b>	SW846 8260B	<b>Project:</b> Romic Soil Investigation(Romic EPA) - 2081 Bay Road, East Palo Alto, CA	

Run #	File ID	DF	Analyzed	By	Prep Date	Prep Batch	Analytical Batch
Run #1 <sup>a</sup>	K052099.D	10	07/28/11	AFL	n/a	n/a	F:VK2215
Run #2							

Run #	Initial Weight	Final Volume	Methanol Aliquot
Run #1	6.59 g	5.0 ml	20.0 ul
Run #2			

## VOA 8260 List

CAS No.	Compound	Result	RL	MDL	Units	Q
67-64-1	Acetone <sup>b</sup>	ND	9500	3800	ug/kg	
71-43-2	Benzene	3430	9500	2800	ug/kg	J
108-86-1	Bromobenzene	ND	9500	2700	ug/kg	
74-97-5	Bromochloromethane	ND	9500	2700	ug/kg	
75-27-4	Bromodichloromethane	ND	9500	2100	ug/kg	
75-25-2	Bromoform	ND	9500	2800	ug/kg	
104-51-8	n-Butylbenzene	10800	9500	2500	ug/kg	
135-98-8	sec-Butylbenzene	7740	9500	3000	ug/kg	J
98-06-6	tert-Butylbenzene	ND	9500	2300	ug/kg	
108-90-7	Chlorobenzene	ND	9500	1900	ug/kg	
75-00-3	Chloroethane	ND	9500	3800	ug/kg	
67-66-3	Chloroform	ND	9500	2300	ug/kg	
95-49-8	o-Chlorotoluene	ND	9500	2300	ug/kg	
106-43-4	p-Chlorotoluene	ND	9500	2300	ug/kg	
56-23-5	Carbon tetrachloride	ND	9500	3400	ug/kg	
75-34-3	1,1-Dichloroethane	ND	9500	2100	ug/kg	
75-35-4	1,1-Dichloroethylene	ND	9500	2700	ug/kg	
563-58-6	1,1-Dichloropropene	ND	9500	2500	ug/kg	
96-12-8	1,2-Dibromo-3-chloropropane	ND	9500	4400	ug/kg	
106-93-4	1,2-Dibromoethane	ND	9500	1900	ug/kg	
107-06-2	1,2-Dichloroethane	ND	9500	1900	ug/kg	
78-87-5	1,2-Dichloropropane	ND	9500	2300	ug/kg	
142-28-9	1,3-Dichloropropane	ND	9500	1900	ug/kg	
108-20-3	Di-Isopropyl ether	ND	9500	1900	ug/kg	
594-20-7	2,2-Dichloropropane	ND	9500	2700	ug/kg	
124-48-1	Dibromochloromethane	ND	9500	1900	ug/kg	
75-71-8	Dichlorodifluoromethane	ND	9500	2800	ug/kg	
156-59-2	cis-1,2-Dichloroethylene	18200	9500	2800	ug/kg	
10061-01-5	cis-1,3-Dichloropropene	ND	9500	1900	ug/kg	
541-73-1	m-Dichlorobenzene	ND	9500	2300	ug/kg	
95-50-1	o-Dichlorobenzene	ND	9500	2100	ug/kg	
106-46-7	p-Dichlorobenzene	ND	9500	2100	ug/kg	

ND = Not detected MDL - Method Detection Limit

RL = Reporting Limit

E = Indicates value exceeds calibration range

J = Indicates an estimated value

B = Indicates analyte found in associated method blank

N = Indicates presumptive evidence of a compound

## Report of Analysis

<b>Client Sample ID:</b>	T21-3.0	<b>Date Sampled:</b>	07/14/11
<b>Lab Sample ID:</b>	C17018-30	<b>Date Received:</b>	07/15/11
<b>Matrix:</b>	SO - Soil	<b>Percent Solids:</b>	n/a
<b>Method:</b>	SW846 8260B	<b>Project:</b> Romic Soil Investigation(Romic EPA) - 2081 Bay Road,East Palo Alto,CA	

## VOA 8260 List

CAS No.	Compound	Result	RL	MDL	Units	Q
156-60-5	trans-1,2-Dichloroethylene	ND	9500	2800	ug/kg	
10061-02-6	trans-1,3-Dichloropropene	ND	9500	2100	ug/kg	
100-41-4	Ethylbenzene	121000	9500	1900	ug/kg	
637-92-3	Ethyl tert-Butyl Ether	ND	9500	2500	ug/kg	
591-78-6	2-Hexanone	ND	47000	10000	ug/kg	
87-68-3	Hexachlorobutadiene	ND	9500	3800	ug/kg	
98-82-8	Isopropylbenzene <sup>c</sup>	9040	9500	2100	ug/kg	J
99-87-6	p-Isopropyltoluene	12300	9500	2300	ug/kg	
108-10-1	4-Methyl-2-pentanone	12100	47000	10000	ug/kg	J
74-83-9	Methyl bromide <sup>d</sup>	ND	9500	3800	ug/kg	
74-87-3	Methyl chloride	ND	9500	3800	ug/kg	
74-95-3	Methylene bromide	ND	9500	2800	ug/kg	
75-09-2	Methylene chloride	ND	19000	8700	ug/kg	
78-93-3	Methyl ethyl ketone	ND	47000	12000	ug/kg	
1634-04-4	Methyl Tert Butyl Ether	ND	9500	3800	ug/kg	
91-20-3	Naphthalene	18200	9500	3800	ug/kg	
103-65-1	n-Propylbenzene	18800	9500	2700	ug/kg	
100-42-5	Styrene	ND	9500	4900	ug/kg	
994-05-8	Tert-Amyl Methyl Ether	ND	9500	2500	ug/kg	
75-65-0	Tert Butyl Alcohol	ND	95000	38000	ug/kg	
630-20-6	1,1,1,2-Tetrachloroethane	ND	9500	1900	ug/kg	
71-55-6	1,1,1-Trichloroethane	ND	9500	2100	ug/kg	
79-34-5	1,1,2,2-Tetrachloroethane	23000	9500	2300	ug/kg	
79-00-5	1,1,2-Trichloroethane	ND	9500	2100	ug/kg	
87-61-6	1,2,3-Trichlorobenzene	ND	9500	1900	ug/kg	
96-18-4	1,2,3-Trichloropropane	ND	9500	3200	ug/kg	
120-82-1	1,2,4-Trichlorobenzene	ND	9500	2300	ug/kg	
95-63-6	1,2,4-Trimethylbenzene	214000	9500	2100	ug/kg	
108-67-8	1,3,5-Trimethylbenzene	64100	9500	2500	ug/kg	
127-18-4	Tetrachloroethylene	ND	9500	1900	ug/kg	
108-88-3	Toluene	55400	9500	2300	ug/kg	
79-01-6	Trichloroethylene	ND	9500	2300	ug/kg	
75-69-4	Trichlorofluoromethane	ND	9500	3800	ug/kg	
75-01-4	Vinyl chloride	7410	9500	2800	ug/kg	J
1330-20-7	Xylene (total)	627000	28000	6100	ug/kg	

CAS No.	Surrogate Recoveries	Run# 1	Run# 2	Limits
1868-53-7	Dibromofluoromethane	107%		80-121%
2037-26-5	Toluene-D8	91%		71-130%

ND = Not detected MDL - Method Detection Limit

RL = Reporting Limit

E = Indicates value exceeds calibration range

J = Indicates an estimated value

B = Indicates analyte found in associated method blank

N = Indicates presumptive evidence of a compound

## Report of Analysis

<b>Client Sample ID:</b> T21-3.0		<b>Date Sampled:</b> 07/14/11
<b>Lab Sample ID:</b> C17018-30		<b>Date Received:</b> 07/15/11
<b>Matrix:</b> SO - Soil		<b>Percent Solids:</b> n/a
<b>Method:</b> SW846 8260B		
<b>Project:</b> Romic Soil Investigation(Romic EPA) - 2081 Bay Road,East Palo Alto,CA		

### VOA 8260 List

CAS No.	Surrogate Recoveries	Run# 1	Run# 2	Limits
460-00-4	4-Bromofluorobenzene	99%		59-148%
17060-07-0	1,2-Dichloroethane-D4	105%		77-123%

- (a) Pre-weighed vials were altered in the field; sample weights are estimated. Analysis performed at Accutest Laboratories, Orlando FL.
- (b) ICV and associated BS recovery outside control limits.
- (c) Associated ICV outside control limits.
- (d) Initial calibration not valid for this compound.

ND = Not detected      MDL - Method Detection Limit  
 RL = Reporting Limit  
 E = Indicates value exceeds calibration range

J = Indicates an estimated value  
 B = Indicates analyte found in associated method blank  
 N = Indicates presumptive evidence of a compound

## Report of Analysis

<b>Client Sample ID:</b>	U20-3.0	<b>Date Sampled:</b>	07/14/11
<b>Lab Sample ID:</b>	C17018-31	<b>Date Received:</b>	07/15/11
<b>Matrix:</b>	SO - Soil	<b>Percent Solids:</b>	n/a
<b>Method:</b>	SW846 8260B	<b>Project:</b> Romic Soil Investigation(Romic EPA) - 2081 Bay Road, East Palo Alto, CA	

Run #	File ID	DF	Analyzed	By	Prep Date	Prep Batch	Analytical Batch
Run #1 <sup>a</sup>	K052100.D	10	07/28/11	AFL	n/a	n/a	F:VK2215
Run #2							

Run #	Initial Weight	Final Volume	Methanol Aliquot
Run #1	7.43 g	5.0 ml	20.0 ul
Run #2			

## VOA 8260 List

CAS No.	Compound	Result	RL	MDL	Units	Q
67-64-1	Acetone <sup>b</sup>	ND	84000	34000	ug/kg	
71-43-2	Benzene	ND	8400	2500	ug/kg	
108-86-1	Bromobenzene	ND	8400	2400	ug/kg	
74-97-5	Bromochloromethane	ND	8400	2400	ug/kg	
75-27-4	Bromodichloromethane	ND	8400	1900	ug/kg	
75-25-2	Bromoform	ND	8400	2500	ug/kg	
104-51-8	n-Butylbenzene	5770	8400	2200	ug/kg	J
135-98-8	sec-Butylbenzene	4080	8400	2700	ug/kg	J
98-06-6	tert-Butylbenzene	ND	8400	2000	ug/kg	
108-90-7	Chlorobenzene	ND	8400	1700	ug/kg	
75-00-3	Chloroethane	ND	8400	3400	ug/kg	
67-66-3	Chloroform	ND	8400	2000	ug/kg	
95-49-8	o-Chlorotoluene	ND	8400	2000	ug/kg	
106-43-4	p-Chlorotoluene	ND	8400	2000	ug/kg	
56-23-5	Carbon tetrachloride	ND	8400	3000	ug/kg	
75-34-3	1,1-Dichloroethane	ND	8400	1900	ug/kg	
75-35-4	1,1-Dichloroethylene	ND	8400	2400	ug/kg	
563-58-6	1,1-Dichloropropene	ND	8400	2200	ug/kg	
96-12-8	1,2-Dibromo-3-chloropropane	ND	8400	3900	ug/kg	
106-93-4	1,2-Dibromoethane	ND	8400	1700	ug/kg	
107-06-2	1,2-Dichloroethane	ND	8400	1700	ug/kg	
78-87-5	1,2-Dichloropropane	ND	8400	2000	ug/kg	
142-28-9	1,3-Dichloropropane	ND	8400	1700	ug/kg	
108-20-3	Di-Isopropyl ether	ND	8400	1700	ug/kg	
594-20-7	2,2-Dichloropropane	ND	8400	2400	ug/kg	
124-48-1	Dibromochloromethane	ND	8400	1700	ug/kg	
75-71-8	Dichlorodifluoromethane	ND	8400	2500	ug/kg	
156-59-2	cis-1,2-Dichloroethylene	24000	8400	2500	ug/kg	
10061-01-5	cis-1,3-Dichloropropene	ND	8400	1700	ug/kg	
541-73-1	m-Dichlorobenzene	ND	8400	2000	ug/kg	
95-50-1	o-Dichlorobenzene	ND	8400	1900	ug/kg	
106-46-7	p-Dichlorobenzene	ND	8400	1900	ug/kg	

ND = Not detected MDL - Method Detection Limit

RL = Reporting Limit

E = Indicates value exceeds calibration range

J = Indicates an estimated value

B = Indicates analyte found in associated method blank

N = Indicates presumptive evidence of a compound

## Report of Analysis

<b>Client Sample ID:</b>	U20-3.0	<b>Date Sampled:</b>	07/14/11
<b>Lab Sample ID:</b>	C17018-31	<b>Date Received:</b>	07/15/11
<b>Matrix:</b>	SO - Soil	<b>Percent Solids:</b>	n/a
<b>Method:</b>	SW846 8260B	<b>Project:</b> Romic Soil Investigation(Romic EPA) - 2081 Bay Road,East Palo Alto,CA	

## VOA 8260 List

CAS No.	Compound	Result	RL	MDL	Units	Q
156-60-5	trans-1,2-Dichloroethylene	ND	8400	2500	ug/kg	
10061-02-6	trans-1,3-Dichloropropene	ND	8400	1900	ug/kg	
100-41-4	Ethylbenzene	73800	8400	1700	ug/kg	
637-92-3	Ethyl tert-Butyl Ether	ND	8400	2200	ug/kg	
591-78-6	2-Hexanone	ND	42000	9100	ug/kg	
87-68-3	Hexachlorobutadiene	ND	8400	3400	ug/kg	
98-82-8	Isopropylbenzene <sup>c</sup>	6550	8400	1900	ug/kg	J
99-87-6	p-Isopropyltoluene	5980	8400	2000	ug/kg	J
108-10-1	4-Methyl-2-pentanone	ND	42000	9300	ug/kg	
74-83-9	Methyl bromide <sup>d</sup>	ND	8400	3400	ug/kg	
74-87-3	Methyl chloride	ND	8400	3400	ug/kg	
74-95-3	Methylene bromide	ND	8400	2500	ug/kg	
75-09-2	Methylene chloride	ND	17000	7700	ug/kg	
78-93-3	Methyl ethyl ketone	ND	42000	10000	ug/kg	
1634-04-4	Methyl Tert Butyl Ether	ND	8400	3400	ug/kg	
91-20-3	Naphthalene	6950	8400	3400	ug/kg	J
103-65-1	n-Propylbenzene	15200	8400	2400	ug/kg	
100-42-5	Styrene	ND	8400	4400	ug/kg	
994-05-8	Tert-Amyl Methyl Ether	ND	8400	2200	ug/kg	
75-65-0	Tert Butyl Alcohol	ND	84000	34000	ug/kg	
630-20-6	1,1,1,2-Tetrachloroethane	ND	8400	1700	ug/kg	
71-55-6	1,1,1-Trichloroethane	ND	8400	1900	ug/kg	
79-34-5	1,1,2,2-Tetrachloroethane	ND	8400	2000	ug/kg	
79-00-5	1,1,2-Trichloroethane	ND	8400	1900	ug/kg	
87-61-6	1,2,3-Trichlorobenzene	ND	8400	1700	ug/kg	
96-18-4	1,2,3-Trichloropropane	ND	8400	2900	ug/kg	
120-82-1	1,2,4-Trichlorobenzene	ND	8400	2000	ug/kg	
95-63-6	1,2,4-Trimethylbenzene	114000	8400	1900	ug/kg	
108-67-8	1,3,5-Trimethylbenzene	36700	8400	2200	ug/kg	
127-18-4	Tetrachloroethylene	ND	8400	1700	ug/kg	
108-88-3	Toluene	113000	8400	2000	ug/kg	
79-01-6	Trichloroethylene	ND	8400	2000	ug/kg	
75-69-4	Trichlorofluoromethane	ND	8400	3400	ug/kg	
75-01-4	Vinyl chloride	ND	8400	2500	ug/kg	
1330-20-7	Xylene (total)	390000	25000	5400	ug/kg	

CAS No.	Surrogate Recoveries	Run# 1	Run# 2	Limits
1868-53-7	Dibromofluoromethane	104%		80-121%
2037-26-5	Toluene-D8	94%		71-130%

ND = Not detected MDL - Method Detection Limit

RL = Reporting Limit

E = Indicates value exceeds calibration range

J = Indicates an estimated value

B = Indicates analyte found in associated method blank

N = Indicates presumptive evidence of a compound

## Report of Analysis

<b>Client Sample ID:</b>	U20-3.0	
<b>Lab Sample ID:</b>	C17018-31	<b>Date Sampled:</b> 07/14/11
<b>Matrix:</b>	SO - Soil	<b>Date Received:</b> 07/15/11
<b>Method:</b>	SW846 8260B	<b>Percent Solids:</b> n/a
<b>Project:</b>	Romic Soil Investigation(Romic EPA) - 2081 Bay Road,East Palo Alto,CA	

### VOA 8260 List

CAS No.	Surrogate Recoveries	Run# 1	Run# 2	Limits
460-00-4	4-Bromofluorobenzene	96%		59-148%
17060-07-0	1,2-Dichloroethane-D4	107%		77-123%

- (a) Pre-weighed vials were altered in the field; sample weights are estimated. Analysis performed at Accutest Laboratories, Orlando FL.
- (b) ICV and associated BS recovery outside control limits.
- (c) Associated ICV outside control limits.
- (d) Initial calibration not valid for this compound.

ND = Not detected      MDL - Method Detection Limit  
 RL = Reporting Limit  
 E = Indicates value exceeds calibration range

J = Indicates an estimated value  
 B = Indicates analyte found in associated method blank  
 N = Indicates presumptive evidence of a compound

## Report of Analysis

<b>Client Sample ID:</b>	U20-6.0	<b>Date Sampled:</b>	07/14/11
<b>Lab Sample ID:</b>	C17018-32	<b>Date Received:</b>	07/15/11
<b>Matrix:</b>	SO - Soil	<b>Percent Solids:</b>	n/a
<b>Method:</b>	SW846 8260B	<b>Project:</b> Romic Soil Investigation(Romic EPA) - 2081 Bay Road, East Palo Alto, CA	

Run #	File ID	DF	Analyzed	By	Prep Date	Prep Batch	Analytical Batch
Run #1 <sup>a</sup>	H070681.D	1	07/27/11	AFL	n/a	n/a	F:VH2623
Run #2							

Run #	Initial Weight	Final Volume	Methanol Aliquot
Run #1	6.85 g	5.0 ml	100 ul
Run #2			

## VOA 8260 List

CAS No.	Compound	Result	RL	MDL	Units	Q
67-64-1	Acetone <sup>b</sup>	ND	1800	730	ug/kg	
71-43-2	Benzene	200	180	55	ug/kg	
108-86-1	Bromobenzene	ND	180	51	ug/kg	
74-97-5	Bromochloromethane	ND	180	51	ug/kg	
75-27-4	Bromodichloromethane	ND	180	40	ug/kg	
75-25-2	Bromoform	ND	180	55	ug/kg	
104-51-8	n-Butylbenzene	ND	180	47	ug/kg	
135-98-8	sec-Butylbenzene	ND	180	58	ug/kg	
98-06-6	tert-Butylbenzene	ND	180	44	ug/kg	
108-90-7	Chlorobenzene	ND	180	36	ug/kg	
75-00-3	Chloroethane	ND	180	73	ug/kg	
67-66-3	Chloroform	ND	180	44	ug/kg	
95-49-8	o-Chlorotoluene	ND	180	44	ug/kg	
106-43-4	p-Chlorotoluene	ND	180	44	ug/kg	
56-23-5	Carbon tetrachloride	ND	180	66	ug/kg	
75-34-3	1,1-Dichloroethane	ND	180	40	ug/kg	
75-35-4	1,1-Dichloroethylene	ND	180	51	ug/kg	
563-58-6	1,1-Dichloropropene	ND	180	47	ug/kg	
96-12-8	1,2-Dibromo-3-chloropropane	ND	180	84	ug/kg	
106-93-4	1,2-Dibromoethane	ND	180	36	ug/kg	
107-06-2	1,2-Dichloroethane	ND	180	36	ug/kg	
78-87-5	1,2-Dichloropropane	ND	180	44	ug/kg	
142-28-9	1,3-Dichloropropane	ND	180	36	ug/kg	
108-20-3	Di-Isopropyl ether	ND	180	36	ug/kg	
594-20-7	2,2-Dichloropropane	ND	180	51	ug/kg	
124-48-1	Dibromochloromethane	ND	180	36	ug/kg	
75-71-8	Dichlorodifluoromethane	ND	180	55	ug/kg	
156-59-2	cis-1,2-Dichloroethylene	ND	180	55	ug/kg	
10061-01-5	cis-1,3-Dichloropropene	ND	180	36	ug/kg	
541-73-1	m-Dichlorobenzene	ND	180	44	ug/kg	
95-50-1	o-Dichlorobenzene	ND	180	40	ug/kg	
106-46-7	p-Dichlorobenzene	ND	180	40	ug/kg	

ND = Not detected MDL - Method Detection Limit

RL = Reporting Limit

E = Indicates value exceeds calibration range

J = Indicates an estimated value

B = Indicates analyte found in associated method blank

N = Indicates presumptive evidence of a compound



## Report of Analysis

<b>Client Sample ID:</b>	U20-6.0		
<b>Lab Sample ID:</b>	C17018-32	<b>Date Sampled:</b>	07/14/11
<b>Matrix:</b>	SO - Soil	<b>Date Received:</b>	07/15/11
<b>Method:</b>	SW846 8260B	<b>Percent Solids:</b>	n/a
<b>Project:</b>	Romic Soil Investigation(Romic EPA) - 2081 Bay Road,East Palo Alto,CA		

## VOA 8260 List

CAS No.	Compound	Result	RL	MDL	Units	Q
156-60-5	trans-1,2-Dichloroethylene	ND	180	55	ug/kg	
10061-02-6	trans-1,3-Dichloropropene	ND	180	40	ug/kg	
100-41-4	Ethylbenzene	385	180	36	ug/kg	
637-92-3	Ethyl tert-Butyl Ether	ND	180	47	ug/kg	
591-78-6	2-Hexanone	ND	910	200	ug/kg	
87-68-3	Hexachlorobutadiene	ND	180	73	ug/kg	
98-82-8	Isopropylbenzene	ND	180	40	ug/kg	
99-87-6	p-Isopropyltoluene	ND	180	44	ug/kg	
108-10-1	4-Methyl-2-pentanone	ND	910	200	ug/kg	
74-83-9	Methyl bromide <sup>c</sup>	ND	180	73	ug/kg	
74-87-3	Methyl chloride	ND	180	73	ug/kg	
74-95-3	Methylene bromide	ND	180	55	ug/kg	
75-09-2	Methylene chloride	ND	360	170	ug/kg	
78-93-3	Methyl ethyl ketone <sup>d</sup>	ND	910	220	ug/kg	
1634-04-4	Methyl Tert Butyl Ether	ND	180	73	ug/kg	
91-20-3	Naphthalene	ND	180	73	ug/kg	
103-65-1	n-Propylbenzene	ND	180	51	ug/kg	
100-42-5	Styrene	ND	180	95	ug/kg	
994-05-8	Tert-Amyl Methyl Ether	ND	180	47	ug/kg	
75-65-0	Tert Butyl Alcohol	ND	1800	730	ug/kg	
630-20-6	1,1,1,2-Tetrachloroethane	ND	180	36	ug/kg	
71-55-6	1,1,1-Trichloroethane	ND	180	40	ug/kg	
79-34-5	1,1,2,2-Tetrachloroethane	ND	180	44	ug/kg	
79-00-5	1,1,2-Trichloroethane	ND	180	40	ug/kg	
87-61-6	1,2,3-Trichlorobenzene	ND	180	36	ug/kg	
96-18-4	1,2,3-Trichloropropane	ND	180	62	ug/kg	
120-82-1	1,2,4-Trichlorobenzene	ND	180	44	ug/kg	
95-63-6	1,2,4-Trimethylbenzene	92.7	180	40	ug/kg	J
108-67-8	1,3,5-Trimethylbenzene	ND	180	47	ug/kg	
127-18-4	Tetrachloroethylene	ND	180	36	ug/kg	
108-88-3	Toluene	ND	180	44	ug/kg	
79-01-6	Trichloroethylene	ND	180	44	ug/kg	
75-69-4	Trichlorofluoromethane	ND	180	73	ug/kg	
75-01-4	Vinyl chloride	ND	180	55	ug/kg	
1330-20-7	Xylene (total)	183	550	120	ug/kg	J

CAS No.	Surrogate Recoveries	Run# 1	Run# 2	Limits
1868-53-7	Dibromofluoromethane	101%		80-121%
2037-26-5	Toluene-D8	87%		71-130%

ND = Not detected MDL - Method Detection Limit

RL = Reporting Limit

E = Indicates value exceeds calibration range

J = Indicates an estimated value

B = Indicates analyte found in associated method blank

N = Indicates presumptive evidence of a compound

## Report of Analysis

<b>Client Sample ID:</b>	U20-6.0	<b>Date Sampled:</b>	07/14/11
<b>Lab Sample ID:</b>	C17018-32	<b>Date Received:</b>	07/15/11
<b>Matrix:</b>	SO - Soil	<b>Percent Solids:</b>	n/a
<b>Method:</b>	SW846 8260B	<b>Project:</b> Romic Soil Investigation(Romic EPA) - 2081 Bay Road, East Palo Alto, CA	

**VOA 8260 List**

CAS No.	Surrogate Recoveries	Run# 1	Run# 2	Limits
460-00-4	4-Bromofluorobenzene	94%		59-148%
17060-07-0	1,2-Dichloroethane-D4	102%		77-123%

- (a) Analysis performed at Accutest Laboratories, Orlando FL.
- (b) ICV and associated BS recovery outside control limits.
- (c) Initial calibration not valid for this compound.
- (d) Associated BS recovery outside control limits.

ND = Not detected      MDL - Method Detection Limit  
 RL = Reporting Limit  
 E = Indicates value exceeds calibration range

J = Indicates an estimated value  
 B = Indicates analyte found in associated method blank  
 N = Indicates presumptive evidence of a compound

## Report of Analysis

<b>Client Sample ID:</b>	U21-0.5	<b>Date Sampled:</b>	07/14/11
<b>Lab Sample ID:</b>	C17018-33	<b>Date Received:</b>	07/15/11
<b>Matrix:</b>	SO - Soil	<b>Percent Solids:</b>	n/a <sup>a</sup>
<b>Method:</b>	SW846 8260B	<b>Project:</b> Romc Soil Investigation(Romc EPA) - 2081 Bay Road, East Palo Alto, CA	

Run #	File ID	DF	Analyzed	By	Prep Date	Prep Batch	Analytical Batch
Run #1 <sup>b</sup>	H070682.D	1	07/27/11	AFL	n/a	n/a	F:VH2623
Run #2 <sup>c</sup>	K052101.D	10	07/28/11	AFL	n/a	n/a	F:VK2215

Run #	Initial Weight	Final Volume	Methanol Aliquot
Run #1	5.65 g	5.0 ml	100 ul
Run #2	5.65 g	5.0 ml	20.0 ul

## VOA 8260 List

CAS No.	Compound	Result	RL	MDL	Units	Q
67-64-1	Acetone <sup>d</sup>	ND	2200	880	ug/kg	
71-43-2	Benzene	372	220	66	ug/kg	
108-86-1	Bromobenzene	ND	220	62	ug/kg	
74-97-5	Bromochloromethane	ND	220	62	ug/kg	
75-27-4	Bromodichloromethane	ND	220	49	ug/kg	
75-25-2	Bromoform	ND	220	66	ug/kg	
104-51-8	n-Butylbenzene	ND	220	58	ug/kg	
135-98-8	sec-Butylbenzene	ND	220	71	ug/kg	
98-06-6	tert-Butylbenzene	ND	220	53	ug/kg	
108-90-7	Chlorobenzene	ND	220	44	ug/kg	
75-00-3	Chloroethane	ND	220	88	ug/kg	
67-66-3	Chloroform	ND	220	53	ug/kg	
95-49-8	o-Chlorotoluene	ND	220	53	ug/kg	
106-43-4	p-Chlorotoluene	ND	220	53	ug/kg	
56-23-5	Carbon tetrachloride	ND	220	80	ug/kg	
75-34-3	1,1-Dichloroethane	2310	220	49	ug/kg	
75-35-4	1,1-Dichloroethylene	547	220	62	ug/kg	
563-58-6	1,1-Dichloropropene	ND	220	58	ug/kg	
96-12-8	1,2-Dibromo-3-chloropropane	ND	220	100	ug/kg	
106-93-4	1,2-Dibromoethane	ND	220	44	ug/kg	
107-06-2	1,2-Dichloroethane	186	220	44	ug/kg	J
78-87-5	1,2-Dichloropropane	ND	220	53	ug/kg	
142-28-9	1,3-Dichloropropane	ND	220	44	ug/kg	
108-20-3	Di-Isopropyl ether	ND	220	44	ug/kg	
594-20-7	2,2-Dichloropropane	ND	220	62	ug/kg	
124-48-1	Dibromochloromethane	ND	220	44	ug/kg	
75-71-8	Dichlorodifluoromethane	ND	220	66	ug/kg	
156-59-2	cis-1,2-Dichloroethylene	72700 <sup>e</sup>	11000	3300	ug/kg	
10061-01-5	cis-1,3-Dichloropropene	ND	220	44	ug/kg	
541-73-1	m-Dichlorobenzene	ND	220	53	ug/kg	
95-50-1	o-Dichlorobenzene	ND	220	49	ug/kg	
106-46-7	p-Dichlorobenzene	ND	220	49	ug/kg	

ND = Not detected MDL - Method Detection Limit

RL = Reporting Limit

E = Indicates value exceeds calibration range

J = Indicates an estimated value

B = Indicates analyte found in associated method blank

N = Indicates presumptive evidence of a compound

## Report of Analysis

<b>Client Sample ID:</b>	U21-0.5	<b>Date Sampled:</b>	07/14/11
<b>Lab Sample ID:</b>	C17018-33	<b>Date Received:</b>	07/15/11
<b>Matrix:</b>	SO - Soil	<b>Percent Solids:</b>	n/a <sup>a</sup>
<b>Method:</b>	SW846 8260B	<b>Project:</b> Romic Soil Investigation(Romic EPA) - 2081 Bay Road,East Palo Alto,CA	

## VOA 8260 List

CAS No.	Compound	Result	RL	MDL	Units	Q
156-60-5	trans-1,2-Dichloroethylene	428	220	66	ug/kg	
10061-02-6	trans-1,3-Dichloropropene	ND	220	49	ug/kg	
100-41-4	Ethylbenzene	ND	220	44	ug/kg	
637-92-3	Ethyl tert-Butyl Ether	ND	220	58	ug/kg	
591-78-6	2-Hexanone	ND	1100	240	ug/kg	
87-68-3	Hexachlorobutadiene	ND	220	88	ug/kg	
98-82-8	Isopropylbenzene	ND	220	49	ug/kg	
99-87-6	p-Isopropyltoluene	ND	220	53	ug/kg	
108-10-1	4-Methyl-2-pentanone <sup>f</sup>	ND	1100	240	ug/kg	
74-83-9	Methyl bromide <sup>f</sup>	ND	220	88	ug/kg	
74-87-3	Methyl chloride	ND	220	88	ug/kg	
74-95-3	Methylene bromide	ND	220	66	ug/kg	
75-09-2	Methylene chloride	ND	440	200	ug/kg	
78-93-3	Methyl ethyl ketone <sup>g</sup>	ND	1100	270	ug/kg	
1634-04-4	Methyl Tert Butyl Ether	ND	220	88	ug/kg	
91-20-3	Naphthalene	ND	220	88	ug/kg	
103-65-1	n-Propylbenzene	ND	220	62	ug/kg	
100-42-5	Styrene	ND	220	120	ug/kg	
994-05-8	Tert-Amyl Methyl Ether	ND	220	58	ug/kg	
75-65-0	Tert Butyl Alcohol	ND	2200	880	ug/kg	
630-20-6	1,1,1,2-Tetrachloroethane	ND	220	44	ug/kg	
71-55-6	1,1,1-Trichloroethane	ND	220	49	ug/kg	
79-34-5	1,1,2,2-Tetrachloroethane	ND	220	53	ug/kg	
79-00-5	1,1,2-Trichloroethane	191	220	49	ug/kg	J
87-61-6	1,2,3-Trichlorobenzene	ND	220	44	ug/kg	
96-18-4	1,2,3-Trichloropropane	ND	220	75	ug/kg	
120-82-1	1,2,4-Trichlorobenzene	ND	220	53	ug/kg	
95-63-6	1,2,4-Trimethylbenzene	ND	220	49	ug/kg	
108-67-8	1,3,5-Trimethylbenzene	ND	220	58	ug/kg	
127-18-4	Tetrachloroethylene	ND	220	44	ug/kg	
108-88-3	Toluene	135	220	53	ug/kg	J
79-01-6	Trichloroethylene	1440	220	53	ug/kg	
75-69-4	Trichlorofluoromethane	ND	220	88	ug/kg	
75-01-4	Vinyl chloride	2660	220	66	ug/kg	
1330-20-7	Xylene (total)	ND	660	140	ug/kg	

CAS No.	Surrogate Recoveries	Run# 1	Run# 2	Limits
1868-53-7	Dibromofluoromethane	102%	103%	80-121%
2037-26-5	Toluene-D8	88%	91%	71-130%

ND = Not detected MDL - Method Detection Limit

RL = Reporting Limit

E = Indicates value exceeds calibration range

J = Indicates an estimated value

B = Indicates analyte found in associated method blank

N = Indicates presumptive evidence of a compound

## Report of Analysis

<b>Client Sample ID:</b>	U21-0.5	
<b>Lab Sample ID:</b>	C17018-33	<b>Date Sampled:</b> 07/14/11
<b>Matrix:</b>	SO - Soil	<b>Date Received:</b> 07/15/11
<b>Method:</b>	SW846 8260B	<b>Percent Solids:</b> n/a <sup>a</sup>
<b>Project:</b>	Romic Soil Investigation(Romic EPA) - 2081 Bay Road, East Palo Alto, CA	

### VOA 8260 List

CAS No.	Surrogate Recoveries	Run# 1	Run# 2	Limits
460-00-4	4-Bromofluorobenzene	93%	106%	59-148%
17060-07-0	1,2-Dichloroethane-D4	103%	110%	77-123%

- (a) All results reported on wet weight basis.
- (b) Analysis performed at Accutest Laboratories, Orlando FL.
- (c) Pre-weighed vials were altered in the field; sample weights are estimated. Analysis performed at Accutest Laboratories, Orlando FL.
- (d) ICV and associated BS recovery outside control limits.
- (e) Result is from Run# 2
- (f) Initial calibration not valid for this compound.
- (g) Associated BS recovery outside control limits.

ND = Not detected      MDL - Method Detection Limit  
 RL = Reporting Limit  
 E = Indicates value exceeds calibration range

J = Indicates an estimated value  
 B = Indicates analyte found in associated method blank  
 N = Indicates presumptive evidence of a compound

## Report of Analysis

<b>Client Sample ID:</b>	U21-0.5	<b>Date Sampled:</b>	07/14/11
<b>Lab Sample ID:</b>	C17018-33	<b>Date Received:</b>	07/15/11
<b>Matrix:</b>	SO - Soil	<b>Percent Solids:</b>	n/a <sup>a</sup>
<b>Method:</b>	SW846 8270C SW846 3550B	<b>Project:</b> Romic Soil Investigation(Romic EPA) - 2081 Bay Road, East Palo Alto, CA	

Run #1	File ID	DF	Analyzed	By	Prep Date	Prep Batch	Analytical Batch
Run #1	Y8916.D	4	07/20/11	MT	07/18/11	OP4247	EY425
Run #2							

Run #1	Initial Weight	Final Volume
Run #1	10.1 g	1.0 ml
Run #2		

## ABN Full List

CAS No.	Compound	Result	RL	MDL	Units	Q
65-85-0	Benzoic acid	ND	4000	3500	ug/kg	
95-57-8	2-Chlorophenol	ND	4000	2700	ug/kg	
59-50-7	4-Chloro-3-methyl phenol	ND	2000	1700	ug/kg	
120-83-2	2,4-Dichlorophenol	ND	2000	550	ug/kg	
105-67-9	2,4-Dimethylphenol	ND	2000	590	ug/kg	
51-28-5	2,4-Dinitrophenol	ND	9900	3400	ug/kg	
534-52-1	4,6-Dinitro-o-cresol	ND	7900	4100	ug/kg	
95-48-7	2-Methylphenol	ND	2000	670	ug/kg	
	3&4-Methylphenol	ND	2000	590	ug/kg	
88-75-5	2-Nitrophenol	ND	2000	510	ug/kg	
100-02-7	4-Nitrophenol	ND	7900	4900	ug/kg	
87-86-5	Pentachlorophenol	ND	2000	1700	ug/kg	
108-95-2	Phenol	ND	7900	5100	ug/kg	
95-95-4	2,4,5-Trichlorophenol	ND	2000	480	ug/kg	
88-06-2	2,4,6-Trichlorophenol	ND	2000	630	ug/kg	
83-32-9	Acenaphthene	ND	4000	2000	ug/kg	
208-96-8	Acenaphthylene	ND	2000	790	ug/kg	
62-53-3	Aniline	ND	2000	550	ug/kg	
120-12-7	Anthracene	ND	2000	400	ug/kg	
103-33-3	Azobenzene	ND	2000	670	ug/kg	
92-87-5	Benzidine	ND	9900	2900	ug/kg	
56-55-3	Benzo(a)anthracene	ND	2000	280	ug/kg	
50-32-8	Benzo(a)pyrene	ND	2000	360	ug/kg	
205-99-2	Benzo(b)fluoranthene	ND	2000	240	ug/kg	
191-24-2	Benzo(g,h,i)perylene	ND	2000	590	ug/kg	
207-08-9	Benzo(k)fluoranthene	ND	2000	480	ug/kg	
101-55-3	4-Bromophenyl phenyl ether	ND	2000	590	ug/kg	
85-68-7	Butyl benzyl phthalate	ND	2000	440	ug/kg	
100-51-6	Benzyl Alcohol	ND	4000	630	ug/kg	
91-58-7	2-Chloronaphthalene	ND	2000	710	ug/kg	
106-47-8	4-Chloroaniline	ND	2000	550	ug/kg	
86-74-8	Carbazole	ND	2000	320	ug/kg	

ND = Not detected MDL - Method Detection Limit

RL = Reporting Limit

E = Indicates value exceeds calibration range

J = Indicates an estimated value

B = Indicates analyte found in associated method blank

N = Indicates presumptive evidence of a compound

## Report of Analysis

<b>Client Sample ID:</b>	U21-0.5	<b>Date Sampled:</b>	07/14/11
<b>Lab Sample ID:</b>	C17018-33	<b>Date Received:</b>	07/15/11
<b>Matrix:</b>	SO - Soil	<b>Percent Solids:</b>	n/a <sup>a</sup>
<b>Method:</b>	SW846 8270C SW846 3550B		
<b>Project:</b>	Romic Soil Investigation(Romic EPA) - 2081 Bay Road, East Palo Alto, CA		

## ABN Full List

CAS No.	Compound	Result	RL	MDL	Units	Q
218-01-9	Chrysene	ND	2000	400	ug/kg	
111-91-1	bis(2-Chloroethoxy)methane	ND	2000	710	ug/kg	
111-44-4	bis(2-Chloroethyl)ether	ND	2000	910	ug/kg	
108-60-1	bis(2-Chloroisopropyl)ether	ND	2000	1100	ug/kg	
7005-72-3	4-Chlorophenyl phenyl ether	ND	2000	750	ug/kg	
95-50-1	1,2-Dichlorobenzene	ND	2000	630	ug/kg	
541-73-1	1,3-Dichlorobenzene	ND	2000	590	ug/kg	
106-46-7	1,4-Dichlorobenzene	ND	2000	1700	ug/kg	
121-14-2	2,4-Dinitrotoluene	ND	2000	1800	ug/kg	
606-20-2	2,6-Dinitrotoluene	ND	4000	1300	ug/kg	
91-94-1	3,3'-Dichlorobenzidine	ND	9900	550	ug/kg	
53-70-3	Dibenzo(a,h)anthracene	ND	2000	510	ug/kg	
132-64-9	Dibenzofuran	ND	2000	630	ug/kg	
122-39-4	Diphenylamine	ND	2000	480	ug/kg	
84-74-2	Di-n-butyl phthalate	ND	2000	400	ug/kg	
117-84-0	Di-n-octyl phthalate	ND	2000	510	ug/kg	
84-66-2	Diethyl phthalate	ND	2000	670	ug/kg	
131-11-3	Dimethyl phthalate	ND	2000	710	ug/kg	
117-81-7	bis(2-Ethylhexyl)phthalate	ND	2000	870	ug/kg	
206-44-0	Fluoranthene	ND	2000	400	ug/kg	
86-73-7	Fluorene	ND	2000	710	ug/kg	
118-74-1	Hexachlorobenzene	ND	2000	510	ug/kg	
87-68-3	Hexachlorobutadiene	ND	2000	750	ug/kg	
77-47-4	Hexachlorocyclopentadiene	ND	2000	550	ug/kg	
67-72-1	Hexachloroethane	ND	2000	630	ug/kg	
193-39-5	Indeno(1,2,3-cd)pyrene	ND	2000	550	ug/kg	
78-59-1	Isophorone	ND	2000	670	ug/kg	
90-12-0	1-Methylnaphthalene	ND	2000	630	ug/kg	
91-57-6	2-Methylnaphthalene	ND	2000	630	ug/kg	
88-74-4	2-Nitroaniline	ND	2000	480	ug/kg	
99-09-2	3-Nitroaniline	ND	2000	480	ug/kg	
100-01-6	4-Nitroaniline	ND	2000	1200	ug/kg	
91-20-3	Naphthalene	ND	2000	670	ug/kg	
98-95-3	Nitrobenzene	ND	2000	630	ug/kg	
62-75-9	N-Nitrosodimethylamine	ND	20000	8700	ug/kg	
621-64-7	N-Nitroso-di-n-propylamine	ND	4000	2200	ug/kg	
85-01-8	Phenanthrene	ND	2000	440	ug/kg	
129-00-0	Pyrene	ND	4000	2700	ug/kg	
110-86-1	Pyridine	ND	7900	870	ug/kg	
120-82-1	1,2,4-Trichlorobenzene	ND	2000	1300	ug/kg	

ND = Not detected MDL - Method Detection Limit

RL = Reporting Limit

E = Indicates value exceeds calibration range

J = Indicates an estimated value

B = Indicates analyte found in associated method blank

N = Indicates presumptive evidence of a compound

## Report of Analysis

<b>Client Sample ID:</b>	U21-0.5		<b>Date Sampled:</b>	07/14/11
<b>Lab Sample ID:</b>	C17018-33		<b>Date Received:</b>	07/15/11
<b>Matrix:</b>	SO - Soil		<b>Percent Solids:</b>	n/a <sup>a</sup>
<b>Method:</b>	SW846 8270C SW846 3550B			
<b>Project:</b>	Romic Soil Investigation(Romic EPA) - 2081 Bay Road, East Palo Alto, CA			

## ABN Full List

CAS No.	Surrogate Recoveries	Run# 1	Run# 2	Limits
367-12-4	2-Fluorophenol	36%		20-100%
4165-62-2	Phenol-d5	37%		20-100%
118-79-6	2,4,6-Tribromophenol	48%		30-100%
4165-60-0	Nitrobenzene-d5	36%		20-100%
321-60-8	2-Fluorobiphenyl	39%		20-106%
1718-51-0	Terphenyl-d14	56%		55-130%

(a) All results reported on wet weight basis.

ND = Not detected      MDL - Method Detection Limit  
 RL = Reporting Limit  
 E = Indicates value exceeds calibration range

J = Indicates an estimated value  
 B = Indicates analyte found in associated method blank  
 N = Indicates presumptive evidence of a compound



## Report of Analysis

<b>Client Sample ID:</b> U21-0.5	
<b>Lab Sample ID:</b> C17018-33	<b>Date Sampled:</b> 07/14/11
<b>Matrix:</b> SO - Soil	<b>Date Received:</b> 07/15/11
<b>Method:</b> SW846 8015B	<b>Percent Solids:</b> n/a <sup>a</sup>
<b>Project:</b> Romiic Soil Investigation(Romic EPA) - 2081 Bay Road,East Palo Alto,CA	

Run #	File ID	DF	Analyzed	By	Prep Date	Prep Batch	Analytical Batch
Run #1	JK21333.D	1	07/27/11	TT	n/a	n/a	GJK883
Run #2							

Run #	Initial Weight
Run #1	5.19 g
Run #2	

### TPH Volatiles

CAS No.	Compound	Result	RL	MDL	Units	Q
	TPH-GRO (C6-C10)	0.505	0.096	0.048	mg/kg	
CAS No.	Surrogate Recoveries	Run# 1	Run# 2	Limits		
98-08-8	aaa-Trifluorotoluene	89%		60-157%		

(a) All results reported on wet weight basis.

ND = Not detected      MDL - Method Detection Limit  
 RL = Reporting Limit  
 E = Indicates value exceeds calibration range

J = Indicates an estimated value  
 B = Indicates analyte found in associated method blank  
 N = Indicates presumptive evidence of a compound

## Report of Analysis

<b>Client Sample ID:</b>	U21-0.5	
<b>Lab Sample ID:</b>	C17018-33	<b>Date Sampled:</b> 07/14/11
<b>Matrix:</b>	SO - Soil	<b>Date Received:</b> 07/15/11
<b>Method:</b>	SW846 8081A SW846 3545A	<b>Percent Solids:</b> n/a <sup>a</sup>
<b>Project:</b>	Romic Soil Investigation(Romic EPA) - 2081 Bay Road, East Palo Alto, CA	

	File ID	DF	Analyzed	By	Prep Date	Prep Batch	Analytical Batch
Run #1 <sup>b</sup>	OO22738.D	3	07/26/11	RV	07/16/11	OP4244	G00727
Run #2							

	Initial Weight	Final Volume
Run #1	10.1 g	10.0 ml
Run #2		

## Pesticide PPL List

CAS No.	Compound	Result	RL	MDL	Units	Q
309-00-2	Aldrin	ND	74	30	ug/kg	
319-84-6	alpha-BHC	ND	74	33	ug/kg	
319-85-7	beta-BHC	ND	74	10	ug/kg	
319-86-8	delta-BHC	ND	74	10	ug/kg	
58-89-9	gamma-BHC (Lindane)	ND	74	22	ug/kg	
12789-03-6	Chlordane	ND	300	300	ug/kg	
60-57-1	Dieldrin	ND	74	8.9	ug/kg	
72-54-8	4,4' -DDD	ND	74	10	ug/kg	
72-55-9	4,4' -DDE	ND	74	8.9	ug/kg	
50-29-3	4,4' -DDT	ND	74	8.9	ug/kg	
72-20-8	Endrin	ND	74	8.9	ug/kg	
7421-93-4	Endrin aldehyde	ND	74	18	ug/kg	
959-98-8	Endosulfan-I	ND	74	10	ug/kg	
33213-65-9	Endosulfan-II	ND	74	10	ug/kg	
1031-07-8	Endosulfan sulfate	ND	74	24	ug/kg	
76-44-8	Heptachlor	ND	74	18	ug/kg	
1024-57-3	Heptachlor epoxide	ND	74	12	ug/kg	
72-43-5	Methoxychlor	ND	74	10	ug/kg	
8001-35-2	Toxaphene	ND	300	300	ug/kg	

CAS No.	Surrogate Recoveries	Run# 1	Run# 2	Limits
877-09-8	Tetrachloro-m-xylene	74%		35-132%
877-09-8	Tetrachloro-m-xylene	80%		35-132%
2051-24-3	Decachlorobiphenyl	83%		35-132%
2051-24-3	Decachlorobiphenyl	90%		35-132%

(a) All results reported on wet weight basis.

(b) Reporting limits raised due to high concentration of non-target compound(s).

ND = Not detected MDL - Method Detection Limit

RL = Reporting Limit

E = Indicates value exceeds calibration range

J = Indicates an estimated value

B = Indicates analyte found in associated method blank

N = Indicates presumptive evidence of a compound

## Report of Analysis

<b>Client Sample ID:</b> U21-0.5		<b>Date Sampled:</b> 07/14/11
<b>Lab Sample ID:</b> C17018-33		<b>Date Received:</b> 07/15/11
<b>Matrix:</b> SO - Soil		<b>Percent Solids:</b> n/a <sup>a</sup>
<b>Method:</b> SW846 8082 SW846 3545A		
<b>Project:</b> Romic Soil Investigation(Romic EPA) - 2081 Bay Road, East Palo Alto, CA		

Run #1	File ID	DF	Analyzed	By	Prep Date	Prep Batch	Analytical Batch
Run #1	PP20199.D	2	07/20/11	RV	07/16/11	OP4243	GPP687
Run #2							

Run #1	Initial Weight	Final Volume
Run #1	10.1 g	10.0 ml
Run #2		

**PCB List**

CAS No.	Compound	Result	RL	MDL	Units	Q
12674-11-2	Aroclor 1016	ND	200	34	ug/kg	
11104-28-2	Aroclor 1221	ND	200	99	ug/kg	
11141-16-5	Aroclor 1232	ND	200	99	ug/kg	
53469-21-9	Aroclor 1242	ND	200	99	ug/kg	
12672-29-6	Aroclor 1248	ND	200	99	ug/kg	
11097-69-1	Aroclor 1254	ND	200	99	ug/kg	
11096-82-5	Aroclor 1260	ND	200	40	ug/kg	

CAS No.	Surrogate Recoveries	Run# 1	Run# 2	Limits
877-09-8	Tetrachloro-m-xylene	61%		45-108%
877-09-8	Tetrachloro-m-xylene	55%		45-108%
2051-24-3	Decachlorobiphenyl	97%		54-121%
2051-24-3	Decachlorobiphenyl	84%		54-121%

(a) All results reported on wet weight basis.

ND = Not detected      MDL - Method Detection Limit  
 RL = Reporting Limit  
 E = Indicates value exceeds calibration range

J = Indicates an estimated value  
 B = Indicates analyte found in associated method blank  
 N = Indicates presumptive evidence of a compound

## Report of Analysis

<b>Client Sample ID:</b> U21-0.5	<b>Date Sampled:</b> 07/14/11
<b>Lab Sample ID:</b> C17018-33	<b>Date Received:</b> 07/15/11
<b>Matrix:</b> SO - Soil	<b>Percent Solids:</b> n/a <sup>a</sup>
<b>Method:</b> SW846 8015B M SW846 3545A	
<b>Project:</b> Romc Soil Investigation(Romc EPA) - 2081 Bay Road, East Palo Alto, CA	

Run #	File ID	DF	Analyzed	By	Prep Date	Prep Batch	Analytical Batch
Run #1	HH15432.D	1	07/24/11	JH	07/19/11	OP4263	GHH528
Run #2							

Run #	Initial Weight	Final Volume
Run #1	10.0 g	1.0 ml
Run #2		

### TPH Extractable w/ Silica Gel Cleanup

CAS No.	Compound	Result	RL	MDL	Units	Q
	TPH (C10-C28)	36.0	10	5.0	mg/kg	
	TPH (> C28-C40)	138	20	10	mg/kg	

CAS No.	Surrogate Recoveries	Run# 1	Run# 2	Limits
630-01-3	Hexacosane	63%		45-140%

(a) All results reported on wet weight basis.

ND = Not detected      MDL - Method Detection Limit  
 RL = Reporting Limit  
 E = Indicates value exceeds calibration range

J = Indicates an estimated value  
 B = Indicates analyte found in associated method blank  
 N = Indicates presumptive evidence of a compound

## Report of Analysis

<b>Client Sample ID:</b> U21-0.5	<b>Date Sampled:</b> 07/14/11
<b>Lab Sample ID:</b> C17018-33	<b>Date Received:</b> 07/15/11
<b>Matrix:</b> SO - Soil	<b>Percent Solids:</b> n/a <sup>a</sup>
<b>Project:</b> Romic Soil Investigation(Romic EPA) - 2081 Bay Road,East Palo Alto,CA	

## Metals Analysis

Analyte	Result	RL	Units	DF	Prep	Analyzed By	Method	Prep Method
Antimony	< 1.9	1.9	mg/kg	1	07/17/11	07/20/11 RS	SW846 6010B <sup>1</sup>	SW846 3050B <sup>3</sup>
Arsenic	3.9	1.9	mg/kg	1	07/17/11	07/20/11 RS	SW846 6010B <sup>1</sup>	SW846 3050B <sup>3</sup>
Barium	97.2	19	mg/kg	1	07/17/11	07/20/11 RS	SW846 6010B <sup>1</sup>	SW846 3050B <sup>3</sup>
Beryllium	< 0.95	0.95	mg/kg	1	07/17/11	07/20/11 RS	SW846 6010B <sup>1</sup>	SW846 3050B <sup>3</sup>
Cadmium	< 0.95	0.95	mg/kg	1	07/17/11	07/20/11 RS	SW846 6010B <sup>1</sup>	SW846 3050B <sup>3</sup>
Chromium	53.9	0.95	mg/kg	1	07/17/11	07/20/11 RS	SW846 6010B <sup>1</sup>	SW846 3050B <sup>3</sup>
Cobalt	13.3	0.95	mg/kg	1	07/17/11	07/20/11 RS	SW846 6010B <sup>1</sup>	SW846 3050B <sup>3</sup>
Copper	35.7	2.4	mg/kg	1	07/17/11	07/20/11 RS	SW846 6010B <sup>1</sup>	SW846 3050B <sup>3</sup>
Lead	13.2	1.9	mg/kg	1	07/17/11	07/20/11 RS	SW846 6010B <sup>1</sup>	SW846 3050B <sup>3</sup>
Mercury	91.6	7.4	mg/kg	200	07/18/11	07/19/11 RW	SW846 7471A <sup>2</sup>	SW846 7471A <sup>4</sup>
Molybdenum	< 1.9	1.9	mg/kg	1	07/17/11	07/20/11 RS	SW846 6010B <sup>1</sup>	SW846 3050B <sup>3</sup>
Nickel	51.0	0.95	mg/kg	1	07/17/11	07/20/11 RS	SW846 6010B <sup>1</sup>	SW846 3050B <sup>3</sup>
Selenium	< 1.9	1.9	mg/kg	1	07/17/11	07/20/11 RS	SW846 6010B <sup>1</sup>	SW846 3050B <sup>3</sup>
Silver <sup>b</sup>	< 1.9	1.9	mg/kg	1	07/17/11	07/20/11 RS	SW846 6010B <sup>1</sup>	SW846 3050B <sup>3</sup>
Thallium <sup>b</sup>	< 7.6	7.6	mg/kg	1	07/17/11	07/20/11 RS	SW846 6010B <sup>1</sup>	SW846 3050B <sup>3</sup>
Vanadium	62.9	0.95	mg/kg	1	07/17/11	07/20/11 RS	SW846 6010B <sup>1</sup>	SW846 3050B <sup>3</sup>
Zinc	69.0	1.9	mg/kg	1	07/17/11	07/20/11 RS	SW846 6010B <sup>1</sup>	SW846 3050B <sup>3</sup>

(1) Instrument QC Batch: MA1993

(2) Instrument QC Batch: MA1994

(3) Prep QC Batch: MP3726

(4) Prep QC Batch: MP3736

(a) All results reported on wet weight basis.

(b) Elevated reporting limit(s) due to matrix interference and/or dilution required for high interfering element.

RL = Reporting Limit

## Report of Analysis

<b>Client Sample ID:</b>	V19-0.6	<b>Date Sampled:</b>	07/14/11
<b>Lab Sample ID:</b>	C17018-34	<b>Date Received:</b>	07/15/11
<b>Matrix:</b>	SO - Soil	<b>Percent Solids:</b>	n/a <sup>a</sup>
<b>Method:</b>	SW846 8260B	<b>Project:</b> Romic Soil Investigation(Romic EPA) - 2081 Bay Road, East Palo Alto, CA	

Run #	File ID	DF	Analyzed	By	Prep Date	Prep Batch	Analytical Batch
Run #1 <sup>b</sup>	H070818.D	1	08/02/11	AFL	n/a	n/a	F:VH2628
Run #2 <sup>c</sup>	H070700.D	1	07/28/11	AFL	n/a	n/a	F:VH2624

Run #	Initial Weight	Final Volume	Methanol Aliquot
Run #1	6.07 g		
Run #2	5.12 g	5.0 ml	100 ul

## VOA 8260 List

CAS No.	Compound	Result	RL	MDL	Units	Q
67-64-1	Acetone <sup>d</sup>	ND	41	16	ug/kg	
71-43-2	Benzene	8.6	4.1	1.2	ug/kg	
108-86-1	Bromobenzene	ND	4.1	1.2	ug/kg	
74-97-5	Bromochloromethane	ND	4.1	1.2	ug/kg	
75-27-4	Bromodichloromethane	ND	4.1	0.91	ug/kg	
75-25-2	Bromoform	ND	4.1	1.2	ug/kg	
104-51-8	n-Butylbenzene	ND	4.1	1.1	ug/kg	
135-98-8	sec-Butylbenzene	ND	4.1	1.3	ug/kg	
98-06-6	tert-Butylbenzene	ND	4.1	0.99	ug/kg	
108-90-7	Chlorobenzene	ND	4.1	0.82	ug/kg	
75-00-3	Chloroethane <sup>e</sup>	ND	4.1	1.6	ug/kg	
67-66-3	Chloroform	ND	4.1	0.99	ug/kg	
95-49-8	o-Chlorotoluene	ND	4.1	0.99	ug/kg	
106-43-4	p-Chlorotoluene	ND	4.1	0.99	ug/kg	
56-23-5	Carbon tetrachloride	ND	4.1	1.5	ug/kg	
75-34-3	1,1-Dichloroethane	2.7	4.1	0.91	ug/kg	J
75-35-4	1,1-Dichloroethylene <sup>e</sup>	ND	4.1	1.2	ug/kg	
563-58-6	1,1-Dichloropropene	ND	4.1	1.1	ug/kg	
96-12-8	1,2-Dibromo-3-chloropropane	ND	4.1	1.9	ug/kg	
106-93-4	1,2-Dibromoethane	ND	4.1	0.82	ug/kg	
107-06-2	1,2-Dichloroethane	ND	4.1	0.82	ug/kg	
78-87-5	1,2-Dichloropropane	ND	4.1	0.99	ug/kg	
142-28-9	1,3-Dichloropropane	ND	4.1	0.82	ug/kg	
108-20-3	Di-Isopropyl ether	ND	4.1	0.82	ug/kg	
594-20-7	2,2-Dichloropropane	ND	4.1	1.2	ug/kg	
124-48-1	Dibromochloromethane	ND	4.1	0.82	ug/kg	
75-71-8	Dichlorodifluoromethane <sup>e</sup>	ND	4.1	1.2	ug/kg	
156-59-2	cis-1,2-Dichloroethylene	ND	4.1	1.2	ug/kg	
10061-01-5	cis-1,3-Dichloropropene	ND	4.1	0.82	ug/kg	
541-73-1	m-Dichlorobenzene	ND	4.1	0.99	ug/kg	
95-50-1	o-Dichlorobenzene	ND	4.1	0.91	ug/kg	
106-46-7	p-Dichlorobenzene	ND	4.1	0.91	ug/kg	

ND = Not detected MDL - Method Detection Limit

RL = Reporting Limit

E = Indicates value exceeds calibration range

J = Indicates an estimated value

B = Indicates analyte found in associated method blank

N = Indicates presumptive evidence of a compound

## Report of Analysis

<b>Client Sample ID:</b>	V19-0.6	<b>Date Sampled:</b>	07/14/11
<b>Lab Sample ID:</b>	C17018-34	<b>Date Received:</b>	07/15/11
<b>Matrix:</b>	SO - Soil	<b>Percent Solids:</b>	n/a <sup>a</sup>
<b>Method:</b>	SW846 8260B	<b>Project:</b> Romic Soil Investigation(Romic EPA) - 2081 Bay Road,East Palo Alto,CA	

## VOA 8260 List

CAS No.	Compound	Result	RL	MDL	Units	Q
156-60-5	trans-1,2-Dichloroethylene	1.8	4.1	1.2	ug/kg	J
10061-02-6	trans-1,3-Dichloropropene	ND	4.1	0.91	ug/kg	
100-41-4	Ethylbenzene	ND	4.1	0.82	ug/kg	
637-92-3	Ethyl tert-Butyl Ether	ND	4.1	1.1	ug/kg	
591-78-6	2-Hexanone	ND	21	4.4	ug/kg	
87-68-3	Hexachlorobutadiene	ND	4.1	1.6	ug/kg	
98-82-8	Isopropylbenzene	ND	4.1	0.91	ug/kg	
99-87-6	p-Isopropyltoluene	ND	4.1	0.99	ug/kg	
108-10-1	4-Methyl-2-pentanone	ND	21	4.5	ug/kg	
74-83-9	Methyl bromide	ND	4.1	1.6	ug/kg	
74-87-3	Methyl chloride	ND	4.1	1.6	ug/kg	
74-95-3	Methylene bromide	ND	4.1	1.2	ug/kg	
75-09-2	Methylene chloride	ND	8.2	3.8	ug/kg	
78-93-3	Methyl ethyl ketone <sup>e</sup>	ND	21	5.0	ug/kg	
1634-04-4	Methyl Tert Butyl Ether	ND	4.1	1.6	ug/kg	
91-20-3	Naphthalene	ND	4.1	1.6	ug/kg	
103-65-1	n-Propylbenzene	ND	4.1	1.2	ug/kg	
100-42-5	Styrene	ND	4.1	2.1	ug/kg	
994-05-8	Tert-Amyl Methyl Ether	ND	4.1	1.1	ug/kg	
75-65-0	Tert Butyl Alcohol	ND	41	16	ug/kg	
630-20-6	1,1,1,2-Tetrachloroethane	ND	4.1	0.82	ug/kg	
71-55-6	1,1,1-Trichloroethane	ND	4.1	0.91	ug/kg	
79-34-5	1,1,2,2-Tetrachloroethane	ND	4.1	0.99	ug/kg	
79-00-5	1,1,2-Trichloroethane	ND	4.1	0.91	ug/kg	
87-61-6	1,2,3-Trichlorobenzene	ND	4.1	0.82	ug/kg	
96-18-4	1,2,3-Trichloropropane	ND	4.1	1.4	ug/kg	
120-82-1	1,2,4-Trichlorobenzene	ND	4.1	0.99	ug/kg	
95-63-6	1,2,4-Trimethylbenzene	ND	4.1	0.91	ug/kg	
108-67-8	1,3,5-Trimethylbenzene	ND	4.1	1.1	ug/kg	
127-18-4	Tetrachloroethylene	ND	4.1	0.82	ug/kg	
108-88-3	Toluene	1.7	4.1	0.99	ug/kg	J
79-01-6	Trichloroethylene	ND	4.1	4.1	ug/kg	
75-69-4	Trichlorofluoromethane <sup>e</sup>	ND	4.1	1.6	ug/kg	
75-01-4	Vinyl chloride	ND	4.1	1.2	ug/kg	
1330-20-7	Xylene (total)	3.2	12	2.6	ug/kg	J

CAS No.	Surrogate Recoveries	Run# 1	Run# 2	Limits
1868-53-7	Dibromofluoromethane	101%	101%	80-121%
2037-26-5	Toluene-D8	100%	86%	71-130%

ND = Not detected MDL - Method Detection Limit

RL = Reporting Limit

E = Indicates value exceeds calibration range

J = Indicates an estimated value

B = Indicates analyte found in associated method blank

N = Indicates presumptive evidence of a compound

## Report of Analysis

<b>Client Sample ID:</b>	V19-0.6	<b>Date Sampled:</b>	07/14/11
<b>Lab Sample ID:</b>	C17018-34	<b>Date Received:</b>	07/15/11
<b>Matrix:</b>	SO - Soil	<b>Percent Solids:</b>	n/a <sup>a</sup>
<b>Method:</b>	SW846 8260B	<b>Project:</b> Romic Soil Investigation(Romic EPA) - 2081 Bay Road, East Palo Alto, CA	

### VOA 8260 List

CAS No.	Surrogate Recoveries	Run# 1	Run# 2	Limits
460-00-4	4-Bromofluorobenzene	145%	95%	59-148%
17060-07-0	1,2-Dichloroethane-D4	104%	102%	77-123%

- (a) All results reported on wet weight basis.
- (b) Sample re-analyzed beyond hold time; reported results are considered minimum values. Analysis performed at Accutest Laboratories, Orlando FL.
- (c) Confirmation run. Analysis performed at Accutest Laboratories, Orlando FL.
- (d) Associated ICV and BS outside control limits.
- (e) Associated BS recovery outside control limits.

ND = Not detected      MDL - Method Detection Limit  
 RL = Reporting Limit  
 E = Indicates value exceeds calibration range

J = Indicates an estimated value  
 B = Indicates analyte found in associated method blank  
 N = Indicates presumptive evidence of a compound



## Report of Analysis

<b>Client Sample ID:</b>	V19-0.6	<b>Date Sampled:</b>	07/14/11
<b>Lab Sample ID:</b>	C17018-34	<b>Date Received:</b>	07/15/11
<b>Matrix:</b>	SO - Soil	<b>Percent Solids:</b>	n/a <sup>a</sup>
<b>Method:</b>	SW846 8270C SW846 3550B	<b>Project:</b> Romic Soil Investigation(Romic EPA) - 2081 Bay Road, East Palo Alto, CA	

Run #1	File ID	DF	Analyzed	By	Prep Date	Prep Batch	Analytical Batch
Run #1	Y8886.D	1	07/19/11	MT	07/18/11	OP4247	EY424
Run #2							

Run #1	Initial Weight	Final Volume
Run #1	10.2 g	1.0 ml
Run #2		

## ABN Full List

CAS No.	Compound	Result	RL	MDL	Units	Q
65-85-0	Benzoic acid	ND	980	870	ug/kg	
95-57-8	2-Chlorophenol	ND	980	670	ug/kg	
59-50-7	4-Chloro-3-methyl phenol	ND	490	410	ug/kg	
120-83-2	2,4-Dichlorophenol	ND	490	140	ug/kg	
105-67-9	2,4-Dimethylphenol	ND	490	150	ug/kg	
51-28-5	2,4-Dinitrophenol	ND	2500	830	ug/kg	
534-52-1	4,6-Dinitro-o-cresol	ND	2000	1000	ug/kg	
95-48-7	2-Methylphenol	ND	490	170	ug/kg	
	3&4-Methylphenol	ND	490	150	ug/kg	
88-75-5	2-Nitrophenol	ND	490	130	ug/kg	
100-02-7	4-Nitrophenol	ND	2000	1200	ug/kg	
87-86-5	Pentachlorophenol	ND	490	410	ug/kg	
108-95-2	Phenol	ND	2000	1300	ug/kg	
95-95-4	2,4,5-Trichlorophenol	ND	490	120	ug/kg	
88-06-2	2,4,6-Trichlorophenol	ND	490	160	ug/kg	
83-32-9	Acenaphthene	ND	980	490	ug/kg	
208-96-8	Acenaphthylene	ND	490	200	ug/kg	
62-53-3	Aniline	ND	490	140	ug/kg	
120-12-7	Anthracene	ND	490	98	ug/kg	
103-33-3	Azobenzene	ND	490	170	ug/kg	
92-87-5	Benzidine	ND	2500	720	ug/kg	
56-55-3	Benzo(a)anthracene	ND	490	69	ug/kg	
50-32-8	Benzo(a)pyrene	ND	490	88	ug/kg	
205-99-2	Benzo(b)fluoranthene	ND	490	59	ug/kg	
191-24-2	Benzo(g,h,i)perylene	ND	490	150	ug/kg	
207-08-9	Benzo(k)fluoranthene	ND	490	120	ug/kg	
101-55-3	4-Bromophenyl phenyl ether	ND	490	150	ug/kg	
85-68-7	Butyl benzyl phthalate	ND	490	110	ug/kg	
100-51-6	Benzyl Alcohol	ND	980	160	ug/kg	
91-58-7	2-Chloronaphthalene	ND	490	180	ug/kg	
106-47-8	4-Chloroaniline	ND	490	140	ug/kg	
86-74-8	Carbazole	ND	490	78	ug/kg	

ND = Not detected MDL - Method Detection Limit

RL = Reporting Limit

E = Indicates value exceeds calibration range

J = Indicates an estimated value

B = Indicates analyte found in associated method blank

N = Indicates presumptive evidence of a compound

## Report of Analysis

<b>Client Sample ID:</b>	V19-0.6	<b>Date Sampled:</b>	07/14/11
<b>Lab Sample ID:</b>	C17018-34	<b>Date Received:</b>	07/15/11
<b>Matrix:</b>	SO - Soil	<b>Percent Solids:</b>	n/a <sup>a</sup>
<b>Method:</b>	SW846 8270C SW846 3550B		
<b>Project:</b>	Romic Soil Investigation(Romic EPA) - 2081 Bay Road, East Palo Alto, CA		

## ABN Full List

CAS No.	Compound	Result	RL	MDL	Units	Q
218-01-9	Chrysene	ND	490	98	ug/kg	
111-91-1	bis(2-Chloroethoxy)methane	ND	490	180	ug/kg	
111-44-4	bis(2-Chloroethyl)ether	ND	490	230	ug/kg	
108-60-1	bis(2-Chloroisopropyl)ether	ND	490	260	ug/kg	
7005-72-3	4-Chlorophenyl phenyl ether	ND	490	190	ug/kg	
95-50-1	1,2-Dichlorobenzene	ND	490	160	ug/kg	
541-73-1	1,3-Dichlorobenzene	ND	490	150	ug/kg	
106-46-7	1,4-Dichlorobenzene	ND	490	410	ug/kg	
121-14-2	2,4-Dinitrotoluene	ND	490	450	ug/kg	
606-20-2	2,6-Dinitrotoluene	ND	980	310	ug/kg	
91-94-1	3,3'-Dichlorobenzidine	ND	2500	140	ug/kg	
53-70-3	Dibenzo(a,h)anthracene	ND	490	130	ug/kg	
132-64-9	Dibenzofuran	ND	490	160	ug/kg	
122-39-4	Diphenylamine	ND	490	120	ug/kg	
84-74-2	Di-n-butyl phthalate	ND	490	98	ug/kg	
117-84-0	Di-n-octyl phthalate	ND	490	130	ug/kg	
84-66-2	Diethyl phthalate	ND	490	170	ug/kg	
131-11-3	Dimethyl phthalate	ND	490	180	ug/kg	
117-81-7	bis(2-Ethylhexyl)phthalate	ND	490	220	ug/kg	
206-44-0	Fluoranthene	ND	490	98	ug/kg	
86-73-7	Fluorene	ND	490	180	ug/kg	
118-74-1	Hexachlorobenzene	ND	490	130	ug/kg	
87-68-3	Hexachlorobutadiene	ND	490	190	ug/kg	
77-47-4	Hexachlorocyclopentadiene	ND	490	140	ug/kg	
67-72-1	Hexachloroethane	ND	490	160	ug/kg	
193-39-5	Indeno(1,2,3-cd)pyrene	ND	490	140	ug/kg	
78-59-1	Isophorone	ND	490	170	ug/kg	
90-12-0	1-Methylnaphthalene	ND	490	160	ug/kg	
91-57-6	2-Methylnaphthalene	ND	490	160	ug/kg	
88-74-4	2-Nitroaniline	ND	490	120	ug/kg	
99-09-2	3-Nitroaniline	ND	490	120	ug/kg	
100-01-6	4-Nitroaniline	ND	490	290	ug/kg	
91-20-3	Naphthalene	ND	490	170	ug/kg	
98-95-3	Nitrobenzene	ND	490	160	ug/kg	
62-75-9	N-Nitrosodimethylamine	ND	4900	2200	ug/kg	
621-64-7	N-Nitroso-di-n-propylamine	ND	980	540	ug/kg	
85-01-8	Phenanthrene	ND	490	110	ug/kg	
129-00-0	Pyrene	ND	980	670	ug/kg	
110-86-1	Pyridine	ND	2000	220	ug/kg	
120-82-1	1,2,4-Trichlorobenzene	ND	490	330	ug/kg	

ND = Not detected MDL - Method Detection Limit

RL = Reporting Limit

E = Indicates value exceeds calibration range

J = Indicates an estimated value

B = Indicates analyte found in associated method blank

N = Indicates presumptive evidence of a compound

## Report of Analysis

<b>Client Sample ID:</b>	V19-0.6	<b>Date Sampled:</b>	07/14/11
<b>Lab Sample ID:</b>	C17018-34	<b>Date Received:</b>	07/15/11
<b>Matrix:</b>	SO - Soil	<b>Percent Solids:</b>	n/a <sup>a</sup>
<b>Method:</b>	SW846 8270C SW846 3550B		
<b>Project:</b>	Romic Soil Investigation(Romic EPA) - 2081 Bay Road, East Palo Alto, CA		

## ABN Full List

CAS No.	Surrogate Recoveries	Run# 1	Run# 2	Limits
367-12-4	2-Fluorophenol	65%		20-100%
4165-62-2	Phenol-d5	67%		20-100%
118-79-6	2,4,6-Tribromophenol	95%		30-100%
4165-60-0	Nitrobenzene-d5	66%		20-100%
321-60-8	2-Fluorobiphenyl	72%		20-106%
1718-51-0	Terphenyl-d14	106%		55-130%

(a) All results reported on wet weight basis.

ND = Not detected      MDL - Method Detection Limit  
 RL = Reporting Limit  
 E = Indicates value exceeds calibration range

J = Indicates an estimated value  
 B = Indicates analyte found in associated method blank  
 N = Indicates presumptive evidence of a compound

## Report of Analysis

<b>Client Sample ID:</b> V19-0.6		<b>Date Sampled:</b> 07/14/11
<b>Lab Sample ID:</b> C17018-34		<b>Date Received:</b> 07/15/11
<b>Matrix:</b> SO - Soil		<b>Percent Solids:</b> n/a <sup>a</sup>
<b>Method:</b> SW846 8015B		
<b>Project:</b> Romic Soil Investigation(Romic EPA) - 2081 Bay Road, East Palo Alto, CA		

Run #	File ID	DF	Analyzed	By	Prep Date	Prep Batch	Analytical Batch
Run #1	JK21334.D	1	07/27/11	TT	n/a	n/a	GJK883
Run #2							

Run #	Initial Weight
Run #1	5.21 g
Run #2	

**TPH Volatiles**

CAS No.	Compound	Result	RL	MDL	Units	Q
	TPH-GRO (C6-C10)	0.142	0.096	0.048	mg/kg	
CAS No.	Surrogate Recoveries	Run# 1	Run# 2	Limits		
98-08-8	aaa-Trifluorotoluene	96%		60-157%		

(a) All results reported on wet weight basis.

ND = Not detected      MDL - Method Detection Limit  
 RL = Reporting Limit  
 E = Indicates value exceeds calibration range

J = Indicates an estimated value  
 B = Indicates analyte found in associated method blank  
 N = Indicates presumptive evidence of a compound

## Report of Analysis

<b>Client Sample ID:</b>	V19-0.6	<b>Date Sampled:</b>	07/14/11
<b>Lab Sample ID:</b>	C17018-34	<b>Date Received:</b>	07/15/11
<b>Matrix:</b>	SO - Soil	<b>Percent Solids:</b>	n/a <sup>a</sup>
<b>Method:</b>	SW846 8081A SW846 3545A	<b>Project:</b> Romic Soil Investigation(Romic EPA) - 2081 Bay Road, East Palo Alto, CA	

	File ID	DF	Analyzed	By	Prep Date	Prep Batch	Analytical Batch
Run #1 <sup>b</sup>	OO22739.D	30	07/26/11	RV	07/16/11	OP4244	G00727
Run #2							

	Initial Weight	Final Volume
Run #1	10.1 g	10.0 ml
Run #2		

## Pesticide PPL List

CAS No.	Compound	Result	RL	MDL	Units	Q
309-00-2	Aldrin	ND	740	300	ug/kg	
319-84-6	alpha-BHC	ND	740	330	ug/kg	
319-85-7	beta-BHC	ND	740	100	ug/kg	
319-86-8	delta-BHC	ND	740	100	ug/kg	
58-89-9	gamma-BHC (Lindane)	ND	740	220	ug/kg	
12789-03-6	Chlordane	ND	3000	3000	ug/kg	
60-57-1	Dieldrin	ND	740	89	ug/kg	
72-54-8	4,4' -DDD	ND	740	100	ug/kg	
72-55-9	4,4' -DDE	ND	740	89	ug/kg	
50-29-3	4,4' -DDT	ND	740	89	ug/kg	
72-20-8	Endrin	ND	740	89	ug/kg	
7421-93-4	Endrin aldehyde	ND	740	180	ug/kg	
959-98-8	Endosulfan-I	ND	740	100	ug/kg	
33213-65-9	Endosulfan-II	ND	740	100	ug/kg	
1031-07-8	Endosulfan sulfate	ND	740	240	ug/kg	
76-44-8	Heptachlor	ND	740	180	ug/kg	
1024-57-3	Heptachlor epoxide	ND	740	120	ug/kg	
72-43-5	Methoxychlor	ND	740	100	ug/kg	
8001-35-2	Toxaphene	ND	3000	3000	ug/kg	

CAS No.	Surrogate Recoveries	Run# 1	Run# 2	Limits
877-09-8	Tetrachloro-m-xylene	73%		35-132%
877-09-8	Tetrachloro-m-xylene	115%		35-132%
2051-24-3	Decachlorobiphenyl	92%		35-132%
2051-24-3	Decachlorobiphenyl	97%		35-132%

(a) All results reported on wet weight basis.

(b) Reporting limits raised due to high concentration of non-target compound (hydrocarbons).

ND = Not detected MDL - Method Detection Limit

RL = Reporting Limit

E = Indicates value exceeds calibration range

J = Indicates an estimated value

B = Indicates analyte found in associated method blank

N = Indicates presumptive evidence of a compound

## Report of Analysis

<b>Client Sample ID:</b> V19-0.6		<b>Date Sampled:</b> 07/14/11
<b>Lab Sample ID:</b> C17018-34		<b>Date Received:</b> 07/15/11
<b>Matrix:</b> SO - Soil		<b>Percent Solids:</b> n/a <sup>a</sup>
<b>Method:</b> SW846 8082 SW846 3545A		
<b>Project:</b> Romc Soil Investigation(Romc EPA) - 2081 Bay Road, East Palo Alto, CA		

Run #1	File ID	DF	Analyzed	By	Prep Date	Prep Batch	Analytical Batch
Run #1	PP20200.D	2	07/20/11	RV	07/16/11	OP4243	GPP687
Run #2							

Run #1	Initial Weight	Final Volume
Run #1	10.1 g	10.0 ml
Run #2		

**PCB List**

CAS No.	Compound	Result	RL	MDL	Units	Q
12674-11-2	Aroclor 1016	ND	200	34	ug/kg	
11104-28-2	Aroclor 1221	ND	200	99	ug/kg	
11141-16-5	Aroclor 1232	ND	200	99	ug/kg	
53469-21-9	Aroclor 1242	ND	200	99	ug/kg	
12672-29-6	Aroclor 1248	ND	200	99	ug/kg	
11097-69-1	Aroclor 1254	ND	200	99	ug/kg	
11096-82-5	Aroclor 1260	42.7	200	40	ug/kg	J

CAS No.	Surrogate Recoveries	Run# 1	Run# 2	Limits
877-09-8	Tetrachloro-m-xylene	63%		45-108%
877-09-8	Tetrachloro-m-xylene	51%		45-108%
2051-24-3	Decachlorobiphenyl	92%		54-121%
2051-24-3	Decachlorobiphenyl	73%		54-121%

(a) All results reported on wet weight basis.

ND = Not detected      MDL - Method Detection Limit  
 RL = Reporting Limit  
 E = Indicates value exceeds calibration range

J = Indicates an estimated value  
 B = Indicates analyte found in associated method blank  
 N = Indicates presumptive evidence of a compound

## Report of Analysis

<b>Client Sample ID:</b> V19-0.6	
<b>Lab Sample ID:</b> C17018-34	<b>Date Sampled:</b> 07/14/11
<b>Matrix:</b> SO - Soil	<b>Date Received:</b> 07/15/11
<b>Method:</b> SW846 8015B M SW846 3545A	<b>Percent Solids:</b> n/a <sup>a</sup>
<b>Project:</b> Romic Soil Investigation(Romic EPA) - 2081 Bay Road, East Palo Alto, CA	

Run #	File ID	DF	Analyzed	By	Prep Date	Prep Batch	Analytical Batch
Run #1	GG27113.D	10	07/26/11	JH	07/19/11	OP4263	GGG728
Run #2							

Run #	Initial Weight	Final Volume
Run #1	10.0 g	1.0 ml
Run #2		

### TPH Extractable w/ Silica Gel Cleanup

CAS No.	Compound	Result	RL	MDL	Units	Q
	TPH (C10-C28)	1290	100	50	mg/kg	
	TPH (> C28-C40)	1310	200	100	mg/kg	

CAS No.	Surrogate Recoveries	Run# 1	Run# 2	Limits
630-01-3	Hexacosane	69%		45-140%

(a) All results reported on wet weight basis.

ND = Not detected      MDL - Method Detection Limit  
 RL = Reporting Limit  
 E = Indicates value exceeds calibration range

J = Indicates an estimated value  
 B = Indicates analyte found in associated method blank  
 N = Indicates presumptive evidence of a compound

## Report of Analysis

<b>Client Sample ID:</b>	V19-0.6	<b>Date Sampled:</b>	07/14/11
<b>Lab Sample ID:</b>	C17018-34	<b>Date Received:</b>	07/15/11
<b>Matrix:</b>	SO - Soil	<b>Percent Solids:</b>	n/a <sup>a</sup>
<b>Project:</b>	Romic Soil Investigation(Romic EPA) - 2081 Bay Road, East Palo Alto, CA		

## Metals Analysis

Analyte	Result	RL	Units	DF	Prep	Analyzed By	Method	Prep Method
Antimony	< 1.8	1.8	mg/kg	1	07/17/11	07/20/11 RS	SW846 6010B <sup>1</sup>	SW846 3050B <sup>4</sup>
Arsenic	23.9	1.8	mg/kg	1	07/17/11	07/20/11 RS	SW846 6010B <sup>1</sup>	SW846 3050B <sup>4</sup>
Barium	133	18	mg/kg	1	07/17/11	07/20/11 RS	SW846 6010B <sup>1</sup>	SW846 3050B <sup>4</sup>
Beryllium <sup>b</sup>	< 1.8	1.8	mg/kg	2	07/17/11	07/26/11 RS	SW846 6010B <sup>3</sup>	SW846 3050B <sup>4</sup>
Cadmium	< 0.91	0.91	mg/kg	1	07/17/11	07/20/11 RS	SW846 6010B <sup>1</sup>	SW846 3050B <sup>4</sup>
Chromium <sup>b</sup>	98.8	1.8	mg/kg	2	07/17/11	07/26/11 RS	SW846 6010B <sup>3</sup>	SW846 3050B <sup>4</sup>
Cobalt	26.0	0.91	mg/kg	1	07/17/11	07/20/11 RS	SW846 6010B <sup>1</sup>	SW846 3050B <sup>4</sup>
Copper	49.9	2.3	mg/kg	1	07/17/11	07/20/11 RS	SW846 6010B <sup>1</sup>	SW846 3050B <sup>4</sup>
Lead	79.0	1.8	mg/kg	1	07/17/11	07/20/11 RS	SW846 6010B <sup>1</sup>	SW846 3050B <sup>4</sup>
Mercury	0.13	0.040	mg/kg	1	07/18/11	07/19/11 RW	SW846 7471A <sup>2</sup>	SW846 7471A <sup>5</sup>
Molybdenum	< 1.8	1.8	mg/kg	1	07/17/11	07/20/11 RS	SW846 6010B <sup>1</sup>	SW846 3050B <sup>4</sup>
Nickel	59.2	0.91	mg/kg	1	07/17/11	07/20/11 RS	SW846 6010B <sup>1</sup>	SW846 3050B <sup>4</sup>
Selenium <sup>b</sup>	< 3.6	3.6	mg/kg	2	07/17/11	07/26/11 RS	SW846 6010B <sup>3</sup>	SW846 3050B <sup>4</sup>
Silver <sup>b</sup>	< 9.1	9.1	mg/kg	10	07/17/11	07/26/11 RS	SW846 6010B <sup>3</sup>	SW846 3050B <sup>4</sup>
Thallium <sup>b</sup>	< 3.6	3.6	mg/kg	2	07/17/11	07/26/11 RS	SW846 6010B <sup>3</sup>	SW846 3050B <sup>4</sup>
Vanadium <sup>b</sup>	116	1.8	mg/kg	2	07/17/11	07/26/11 RS	SW846 6010B <sup>3</sup>	SW846 3050B <sup>4</sup>
Zinc	87.7	1.8	mg/kg	1	07/17/11	07/20/11 RS	SW846 6010B <sup>1</sup>	SW846 3050B <sup>4</sup>

(1) Instrument QC Batch: MA1993

(2) Instrument QC Batch: MA1994

(3) Instrument QC Batch: MA2003

(4) Prep QC Batch: MP3726

(5) Prep QC Batch: MP3736

(a) All results reported on wet weight basis.

(b) Elevated reporting limit(s) due to matrix interference and/or dilution required for high interfering element.

RL = Reporting Limit



## Report of Analysis

<b>Client Sample ID:</b>	V19-3.1	<b>Date Sampled:</b>	07/14/11
<b>Lab Sample ID:</b>	C17018-35	<b>Date Received:</b>	07/15/11
<b>Matrix:</b>	SO - Soil	<b>Percent Solids:</b>	n/a
<b>Method:</b>	SW846 8260B	<b>Project:</b> Romc Soil Investigation(Romc EPA) - 2081 Bay Road,East Palo Alto,CA	

Run	File ID	DF	Analyzed	By	Prep Date	Prep Batch	Analytical Batch
Run #1 <sup>a</sup>	G0074004.D	1	08/02/11	AFL	n/a	n/a	F:VG2762
Run #2 <sup>b</sup>	G0073893.D	1	07/27/11	AFL	n/a	n/a	F:VG2758

Run	Initial Weight	Final Volume	Methanol Aliquot
Run #1	6.18 g		
Run #2	6.89 g	5.0 ml	100 ul

## VOA 8260 List

CAS No.	Compound	Result	RL	MDL	Units	Q
67-64-1	Acetone	ND	40	16	ug/kg	
71-43-2	Benzene	16.1	4.0	1.2	ug/kg	
108-86-1	Bromobenzene	ND	4.0	1.1	ug/kg	
74-97-5	Bromochloromethane	ND	4.0	1.1	ug/kg	
75-27-4	Bromodichloromethane	1.2	4.0	0.89	ug/kg	J
75-25-2	Bromoform	ND	4.0	1.2	ug/kg	
104-51-8	n-Butylbenzene	ND	4.0	1.1	ug/kg	
135-98-8	sec-Butylbenzene	ND	4.0	1.3	ug/kg	
98-06-6	tert-Butylbenzene	ND	4.0	0.97	ug/kg	
108-90-7	Chlorobenzene	ND	4.0	0.81	ug/kg	
75-00-3	Chloroethane	ND	4.0	1.6	ug/kg	
67-66-3	Chloroform	ND	4.0	0.97	ug/kg	
95-49-8	o-Chlorotoluene	ND	4.0	0.97	ug/kg	
106-43-4	p-Chlorotoluene	ND	4.0	0.97	ug/kg	
56-23-5	Carbon tetrachloride	ND	4.0	1.5	ug/kg	
75-34-3	1,1-Dichloroethane	4.3	4.0	0.89	ug/kg	
75-35-4	1,1-Dichloroethylene	ND	4.0	1.1	ug/kg	
563-58-6	1,1-Dichloropropene	ND	4.0	1.1	ug/kg	
96-12-8	1,2-Dibromo-3-chloropropane	ND	4.0	1.9	ug/kg	
106-93-4	1,2-Dibromoethane	ND	4.0	0.81	ug/kg	
107-06-2	1,2-Dichloroethane	ND	4.0	0.81	ug/kg	
78-87-5	1,2-Dichloropropane	ND	4.0	0.97	ug/kg	
142-28-9	1,3-Dichloropropane	ND	4.0	0.81	ug/kg	
108-20-3	Di-Isopropyl ether	ND	4.0	0.81	ug/kg	
594-20-7	2,2-Dichloropropane	ND	4.0	1.1	ug/kg	
124-48-1	Dibromochloromethane	ND	4.0	0.81	ug/kg	
75-71-8	Dichlorodifluoromethane	8.0	4.0	1.2	ug/kg	
156-59-2	cis-1,2-Dichloroethylene	2.6	4.0	1.2	ug/kg	J
10061-01-5	cis-1,3-Dichloropropene	ND	4.0	0.81	ug/kg	
541-73-1	m-Dichlorobenzene	ND	4.0	0.97	ug/kg	
95-50-1	o-Dichlorobenzene	ND	4.0	0.89	ug/kg	
106-46-7	p-Dichlorobenzene	ND	4.0	0.89	ug/kg	

ND = Not detected MDL - Method Detection Limit

RL = Reporting Limit

E = Indicates value exceeds calibration range

J = Indicates an estimated value

B = Indicates analyte found in associated method blank

N = Indicates presumptive evidence of a compound

## Report of Analysis

<b>Client Sample ID:</b>	V19-3.1	<b>Date Sampled:</b>	07/14/11
<b>Lab Sample ID:</b>	C17018-35	<b>Date Received:</b>	07/15/11
<b>Matrix:</b>	SO - Soil	<b>Percent Solids:</b>	n/a
<b>Method:</b>	SW846 8260B	<b>Project:</b> Romic Soil Investigation(Romic EPA) - 2081 Bay Road,East Palo Alto,CA	

## VOA 8260 List

CAS No.	Compound	Result	RL	MDL	Units	Q
156-60-5	trans-1,2-Dichloroethylene	2.8	4.0	1.2	ug/kg	J
10061-02-6	trans-1,3-Dichloropropene	ND	4.0	0.89	ug/kg	
100-41-4	Ethylbenzene	ND	4.0	0.81	ug/kg	
637-92-3	Ethyl tert-Butyl Ether	ND	4.0	1.1	ug/kg	
591-78-6	2-Hexanone	ND	20	4.4	ug/kg	
87-68-3	Hexachlorobutadiene	ND	4.0	1.6	ug/kg	
98-82-8	Isopropylbenzene	ND	4.0	0.89	ug/kg	
99-87-6	p-Isopropyltoluene	ND	4.0	0.97	ug/kg	
108-10-1	4-Methyl-2-pentanone	ND	20	4.4	ug/kg	
74-83-9	Methyl bromide	ND	4.0	1.6	ug/kg	
74-87-3	Methyl chloride	ND	4.0	1.6	ug/kg	
74-95-3	Methylene bromide	ND	4.0	1.2	ug/kg	
75-09-2	Methylene chloride	ND	8.1	3.7	ug/kg	
78-93-3	Methyl ethyl ketone	12.3	20	4.9	ug/kg	J
1634-04-4	Methyl Tert Butyl Ether	ND	4.0	1.6	ug/kg	
91-20-3	Naphthalene	ND	4.0	1.6	ug/kg	
103-65-1	n-Propylbenzene	ND	4.0	1.1	ug/kg	
100-42-5	Styrene	ND	4.0	2.1	ug/kg	
994-05-8	Tert-Amyl Methyl Ether	ND	4.0	1.1	ug/kg	
75-65-0	Tert Butyl Alcohol	ND	40	16	ug/kg	
630-20-6	1,1,1,2-Tetrachloroethane	ND	4.0	0.81	ug/kg	
71-55-6	1,1,1-Trichloroethane	ND	4.0	0.89	ug/kg	
79-34-5	1,1,2,2-Tetrachloroethane	ND	4.0	0.97	ug/kg	
79-00-5	1,1,2-Trichloroethane	ND	4.0	0.89	ug/kg	
87-61-6	1,2,3-Trichlorobenzene	ND	4.0	0.81	ug/kg	
96-18-4	1,2,3-Trichloropropane	3.1	4.0	1.4	ug/kg	J
120-82-1	1,2,4-Trichlorobenzene	ND	4.0	0.97	ug/kg	
95-63-6	1,2,4-Trimethylbenzene	ND	4.0	0.89	ug/kg	
108-67-8	1,3,5-Trimethylbenzene	ND	4.0	1.1	ug/kg	
127-18-4	Tetrachloroethylene	ND	4.0	0.81	ug/kg	
108-88-3	Toluene	ND	4.0	0.97	ug/kg	
79-01-6	Trichloroethylene	ND	4.0	0.97	ug/kg	
75-69-4	Trichlorofluoromethane	ND	4.0	1.6	ug/kg	
75-01-4	Vinyl chloride	105	4.0	1.2	ug/kg	
1330-20-7	Xylene (total)	ND	12	2.6	ug/kg	

CAS No.	Surrogate Recoveries	Run# 1	Run# 2	Limits
1868-53-7	Dibromofluoromethane	97%	97%	80-121%
2037-26-5	Toluene-D8	96%	89%	71-130%

ND = Not detected MDL - Method Detection Limit

RL = Reporting Limit

E = Indicates value exceeds calibration range

J = Indicates an estimated value

B = Indicates analyte found in associated method blank

N = Indicates presumptive evidence of a compound

## Report of Analysis

<b>Client Sample ID:</b>	V19-3.1	<b>Date Sampled:</b>	07/14/11
<b>Lab Sample ID:</b>	C17018-35	<b>Date Received:</b>	07/15/11
<b>Matrix:</b>	SO - Soil	<b>Percent Solids:</b>	n/a
<b>Method:</b>	SW846 8260B	<b>Project:</b> Romic Soil Investigation(Romic EPA) - 2081 Bay Road,East Palo Alto,CA	

**VOA 8260 List**

CAS No.	Surrogate Recoveries	Run# 1	Run# 2	Limits
460-00-4	4-Bromofluorobenzene	116%	94%	59-148%
17060-07-0	1,2-Dichloroethane-D4	88%	96%	77-123%

- (a) Sample re-analyzed beyond hold time; reported results are considered minimum values. Analysis performed at Accutest Laboratories, Orlando FL.
- (b) Confirmation run. Analysis performed at Accutest Laboratories, Orlando FL.

ND = Not detected      MDL - Method Detection Limit  
 RL = Reporting Limit  
 E = Indicates value exceeds calibration range

J = Indicates an estimated value  
 B = Indicates analyte found in associated method blank  
 N = Indicates presumptive evidence of a compound

## Report of Analysis

<b>Client Sample ID:</b>	V19-6.1	<b>Date Sampled:</b>	07/14/11
<b>Lab Sample ID:</b>	C17018-36	<b>Date Received:</b>	07/15/11
<b>Matrix:</b>	SO - Soil	<b>Percent Solids:</b>	n/a
<b>Method:</b>	SW846 8260B	<b>Project:</b> Romic Soil Investigation(Romic EPA) - 2081 Bay Road, East Palo Alto, CA	

Run	File ID	DF	Analyzed	By	Prep Date	Prep Batch	Analytical Batch
Run #1 <sup>a</sup>	H070793.D	1	08/01/11	AFL	n/a	n/a	F:VH2627
Run #2 <sup>b</sup>	H070701.D	1	07/28/11	AFL	n/a	n/a	F:VH2624

Run	Initial Weight	Final Volume	Methanol Aliquot
Run #1	5.89 g		
Run #2	6.69 g	5.0 ml	100 ul

## VOA 8260 List

CAS No.	Compound	Result	RL	MDL	Units	Q
67-64-1	Acetone <sup>c</sup>	ND	42	17	ug/kg	
71-43-2	Benzene	ND	4.2	1.3	ug/kg	
108-86-1	Bromobenzene	ND	4.2	1.2	ug/kg	
74-97-5	Bromochloromethane	ND	4.2	1.2	ug/kg	
75-27-4	Bromodichloromethane	ND	4.2	0.93	ug/kg	
75-25-2	Bromoform	ND	4.2	1.3	ug/kg	
104-51-8	n-Butylbenzene	ND	4.2	1.1	ug/kg	
135-98-8	sec-Butylbenzene	ND	4.2	1.4	ug/kg	
98-06-6	tert-Butylbenzene	ND	4.2	1.0	ug/kg	
108-90-7	Chlorobenzene	ND	4.2	0.85	ug/kg	
75-00-3	Chloroethane	ND	4.2	1.7	ug/kg	
67-66-3	Chloroform	ND	4.2	1.0	ug/kg	
95-49-8	o-Chlorotoluene	ND	4.2	1.0	ug/kg	
106-43-4	p-Chlorotoluene	ND	4.2	1.0	ug/kg	
56-23-5	Carbon tetrachloride	ND	4.2	1.5	ug/kg	
75-34-3	1,1-Dichloroethane	ND	4.2	0.93	ug/kg	
75-35-4	1,1-Dichloroethylene	ND	4.2	1.2	ug/kg	
563-58-6	1,1-Dichloropropene	ND	4.2	1.1	ug/kg	
96-12-8	1,2-Dibromo-3-chloropropane	ND	4.2	2.0	ug/kg	
106-93-4	1,2-Dibromoethane	ND	4.2	0.85	ug/kg	
107-06-2	1,2-Dichloroethane	ND	4.2	0.85	ug/kg	
78-87-5	1,2-Dichloropropane	ND	4.2	1.0	ug/kg	
142-28-9	1,3-Dichloropropane	ND	4.2	0.85	ug/kg	
108-20-3	Di-Isopropyl ether	ND	4.2	0.85	ug/kg	
594-20-7	2,2-Dichloropropane	ND	4.2	1.2	ug/kg	
124-48-1	Dibromochloromethane	ND	4.2	0.85	ug/kg	
75-71-8	Dichlorodifluoromethane <sup>d</sup>	ND	4.2	1.3	ug/kg	
156-59-2	cis-1,2-Dichloroethylene	ND	4.2	1.3	ug/kg	
10061-01-5	cis-1,3-Dichloropropene	ND	4.2	0.85	ug/kg	
541-73-1	m-Dichlorobenzene	ND	4.2	1.0	ug/kg	
95-50-1	o-Dichlorobenzene	ND	4.2	0.93	ug/kg	
106-46-7	p-Dichlorobenzene	ND	4.2	0.93	ug/kg	

ND = Not detected MDL - Method Detection Limit

RL = Reporting Limit

E = Indicates value exceeds calibration range

J = Indicates an estimated value

B = Indicates analyte found in associated method blank

N = Indicates presumptive evidence of a compound

## Report of Analysis

<b>Client Sample ID:</b>	V19-6.1	<b>Date Sampled:</b>	07/14/11
<b>Lab Sample ID:</b>	C17018-36	<b>Date Received:</b>	07/15/11
<b>Matrix:</b>	SO - Soil	<b>Percent Solids:</b>	n/a
<b>Method:</b>	SW846 8260B	<b>Project:</b> Romic Soil Investigation(Romic EPA) - 2081 Bay Road,East Palo Alto,CA	

## VOA 8260 List

CAS No.	Compound	Result	RL	MDL	Units	Q
156-60-5	trans-1,2-Dichloroethylene	ND	4.2	1.3	ug/kg	
10061-02-6	trans-1,3-Dichloropropene	ND	4.2	0.93	ug/kg	
100-41-4	Ethylbenzene	ND	4.2	0.85	ug/kg	
637-92-3	Ethyl tert-Butyl Ether	ND	4.2	1.1	ug/kg	
591-78-6	2-Hexanone	ND	21	4.6	ug/kg	
87-68-3	Hexachlorobutadiene	ND	4.2	1.7	ug/kg	
98-82-8	Isopropylbenzene	ND	4.2	0.93	ug/kg	
99-87-6	p-Isopropyltoluene	ND	4.2	1.0	ug/kg	
108-10-1	4-Methyl-2-pentanone	ND	21	4.7	ug/kg	
74-83-9	Methyl bromide <sup>e</sup>	ND	4.2	1.7	ug/kg	
74-87-3	Methyl chloride	ND	4.2	1.7	ug/kg	
74-95-3	Methylene bromide	ND	4.2	1.3	ug/kg	
75-09-2	Methylene chloride	ND	8.5	3.9	ug/kg	
78-93-3	Methyl ethyl ketone <sup>d</sup>	ND	21	5.2	ug/kg	
1634-04-4	Methyl Tert Butyl Ether	ND	4.2	1.7	ug/kg	
91-20-3	Naphthalene	ND	4.2	1.7	ug/kg	
103-65-1	n-Propylbenzene	ND	4.2	1.2	ug/kg	
100-42-5	Styrene	ND	4.2	2.2	ug/kg	
994-05-8	Tert-Amyl Methyl Ether	ND	4.2	1.1	ug/kg	
75-65-0	Tert Butyl Alcohol	ND	42	17	ug/kg	
630-20-6	1,1,1,2-Tetrachloroethane	ND	4.2	0.85	ug/kg	
71-55-6	1,1,1-Trichloroethane	ND	4.2	0.93	ug/kg	
79-34-5	1,1,2,2-Tetrachloroethane	ND	4.2	1.0	ug/kg	
79-00-5	1,1,2-Trichloroethane	ND	4.2	0.93	ug/kg	
87-61-6	1,2,3-Trichlorobenzene	ND	4.2	0.85	ug/kg	
96-18-4	1,2,3-Trichloropropane	ND	4.2	1.4	ug/kg	
120-82-1	1,2,4-Trichlorobenzene	ND	4.2	1.0	ug/kg	
95-63-6	1,2,4-Trimethylbenzene	ND	4.2	0.93	ug/kg	
108-67-8	1,3,5-Trimethylbenzene	ND	4.2	1.1	ug/kg	
127-18-4	Tetrachloroethylene	ND	4.2	0.85	ug/kg	
108-88-3	Toluene	ND	4.2	1.0	ug/kg	
79-01-6	Trichloroethylene	ND	4.2	1.0	ug/kg	
75-69-4	Trichlorofluoromethane	ND	4.2	1.7	ug/kg	
75-01-4	Vinyl chloride	4.5	4.2	1.3	ug/kg	
1330-20-7	Xylene (total)	ND	13	2.7	ug/kg	

CAS No.	Surrogate Recoveries	Run# 1	Run# 2	Limits
1868-53-7	Dibromofluoromethane	100%	104%	80-121%
2037-26-5	Toluene-D8	93%	86%	71-130%

ND = Not detected MDL - Method Detection Limit

RL = Reporting Limit

E = Indicates value exceeds calibration range

J = Indicates an estimated value

B = Indicates analyte found in associated method blank

N = Indicates presumptive evidence of a compound

## Report of Analysis

<b>Client Sample ID:</b>	V19-6.1	<b>Date Sampled:</b>	07/14/11
<b>Lab Sample ID:</b>	C17018-36	<b>Date Received:</b>	07/15/11
<b>Matrix:</b>	SO - Soil	<b>Percent Solids:</b>	n/a
<b>Method:</b>	SW846 8260B	<b>Project:</b> Romic Soil Investigation(Romic EPA) - 2081 Bay Road,East Palo Alto,CA	

### VOA 8260 List

CAS No.	Surrogate Recoveries	Run# 1	Run# 2	Limits
460-00-4	4-Bromofluorobenzene	102%	91%	59-148%
17060-07-0	1,2-Dichloroethane-D4	99%	105%	77-123%

- (a) Sample re-analyzed beyond hold time; reported results are considered minimum values. Analysis performed at Accutest Laboratories, Orlando FL.
- (b) Confirmation run. Analysis performed at Accutest Laboratories, Orlando FL.
- (c) Associated ICV and BS outside control limits.
- (d) Associated BS recovery outside control limits.
- (e) Initial calibration not valid for this compound.

ND = Not detected      MDL - Method Detection Limit  
 RL = Reporting Limit  
 E = Indicates value exceeds calibration range

J = Indicates an estimated value  
 B = Indicates analyte found in associated method blank  
 N = Indicates presumptive evidence of a compound

## Misc. Forms

---

### Custody Documents and Other Forms

---

Includes the following where applicable:

- Chain of Custody



**CHAIN OF CUSTODY**

2105 Lundy Ave, San Jose, CA 95131  
(408) 588-0200 FAX: (408) 588-0201

1 of 4

IRISCA03779

FED-EX Tracking #		Bottle Order Control #	
Accutest Quote #		Accutest NC Job #: C <b>C17018</b>	
Client / Reporting Information		Project Information	
Company Name: <b>IRIS Env</b>		Project Name: <b>ROMIC EPA</b>	
Address: <b>1438 Webster St Ste 302</b>		Street: <b>2081 Bay Rd</b>	
City: <b>Oakland CA 94612</b>		City: <b>East Palo Alto CA</b>	
Project Contact: <b>Chris Alger</b>		Project #: <b>07-555c</b>	
Phone #: <b>510.834.4747 x 21</b>		EMAIL: <b>calger@irisenvi.com</b>	
Sampler's Name: <b>Anna Behruss</b>		Client Purchase Order #	
Accutest Sample ID	Sample ID / Field Point / Point of Collection	Date	Time
-1	R6-0.5	7/14/11	0805
-2	R6-3.0		0810
-3	R6-6.0		0820
-4	RS78-1.3		0830
-5	RS78-3.8		0835
-6	RS78-6.8		0840
-7	Z 16,17-0.9		0940
-8	Z 16,17-3.4		0945
-9	Z 16,17-6.4		0950
Turnaround Time (Business days)		Data Deliverable Information	
<input type="checkbox"/> Standard TAT 15 Business Days <input type="checkbox"/> 10 Day (Workload dependent) <input checked="" type="checkbox"/> 5 Day (Workload dependent) <input type="checkbox"/> 3 Day (125% markup) <input type="checkbox"/> 2 Day (150% markup) <input type="checkbox"/> 1 Day (200% markup) <input type="checkbox"/> Same Day (300% markup)		<input type="checkbox"/> Commercial "A" - Results only <input checked="" type="checkbox"/> Commercial "B" - Results with QC summaries <input type="checkbox"/> Commercial "B+" - Results, QC, and chromatograms <input type="checkbox"/> FULL1 - Level 4 data package <input type="checkbox"/> EDF for Geotracker <input checked="" type="checkbox"/> EDD Format Provide EDF Global ID: _____ Provide EDF Logcode: _____	
Emergency T/A data available VIA Lablink		Comments / Remarks	
		Silica gets clean up @ can 17 Run and Hold for pass Hg Acetate liners (X11) 5035 kits (1-meOH / 2-DEH2O) (X36) (1631)	
Sample Custody must be documented below each time samples change possession, including courier delivery.			
Relinquished by: <b>Anna</b>	Date Time: <b>7/15/11</b>	Received By: <b>AS</b>	Date Time: <b>14:55</b>
Relinquished by: _____	Date Time: _____	Received By: _____	Date Time: <b>7-15-11</b>
Relinquished by: _____	Date Time: _____	Received By: _____	Date Time: _____
Relinquished by: _____	Date Time: _____	Received By: _____	Date Time: _____
Relinquished by: _____	Date Time: _____	Received By: _____	Date Time: _____
Custody Seal #		Appropriate Bottle / Pres <input checked="" type="checkbox"/> Y <input type="checkbox"/> N	Headspace Y / N <input type="checkbox"/> Y <input checked="" type="checkbox"/> N
		Labels match Coc <input checked="" type="checkbox"/> Y <input type="checkbox"/> N	Separate Receiving Check List used: <input type="checkbox"/> Y <input checked="" type="checkbox"/> N
		Cooler Temp. <b>3.9°C</b>	

**C17018: Chain of Custody**

**Page 1 of 5**



Client / Reporting Information		Project Information		FED-EX Tracking #	Bottle Order Control #		
Company Name: <u>Iris</u>		Project Name: <u>Romero EPA</u>		Accutest Quote #	Accutest NC Job #: C <u>C17018</u>		
Address: <u>see p1</u>		Street: <u>see p1</u>		Requested Analysis		Matrix Codes	
City: <u>see p1</u>		City: <u>see p1</u>		VOCs 8260		WW- Wastewater	
Project Contact:		Project # <u>07-555C</u>		SVOCs 8270		GW- Ground Water	
Phone #		EMAIL: <u>calger@irisen.com</u>		Cam 17 metals (6010/700)		SW- Surface Water	
Samplers Name: <u>Steve Mack</u>		Client Purchase Order #		TPH-g Lymo 8015		SO- Soil	
Accutest Sample ID		Collection		Pb, Cd, Cr (6010)		OI-Oil WP-Wipe	
Sample ID / Field Point / Point of Collection		Date	Time	Sampled by	Matrix	# of bottles	LIO - Non-aqueous Liquid
-10	P16-2.9	7/14	1045	SM	S	3	AIR
-11	P16-5.9		1050	↑		3	DW- Drinking Water (Perchlorate Only)
-12	Q10-2.0		1115			3	LAB USE ONLY
-13	Q10-6.0		1120			3	
-14	Q16-3.0		1135			3	
-15	Q16-6.0		1140			3	
-16	R10-0.5		1210			4	
-17	R10-2.5		1215			3	
-18	R10-6.0		1218			3	
Turnaround Time (Business days)		Data Deliverable Information		Comments / Remarks			
<input type="checkbox"/> Standard TAT 15 Business Days <input type="checkbox"/> 10 Day (Workload dependent) <input checked="" type="checkbox"/> 5 Day (Workload dependent) <input type="checkbox"/> 3 Day (125% markup) <input type="checkbox"/> 2 Day (150% markup) <input type="checkbox"/> 1 Day (200% markup) <input type="checkbox"/> Same Day (300% markup)		<input type="checkbox"/> Commercial "A" - Results only <input checked="" type="checkbox"/> Commercial "B" - Results with QC summaries <input type="checkbox"/> Commercial "B+" - Results, QC, and chromatograms <input type="checkbox"/> FULT1 - Level 4 data package <input type="checkbox"/> EDF for Geotracker <input checked="" type="checkbox"/> EDD Format Provide EDF Global ID _____ Provide EDF Logcode: _____		Silica gel cleanup @ Can 17 run & hold for pass by (1631)			
Emergency T/A data available VIA LabLink							
Sample Custody must be documented below each time samples change possession, including courier delivery.							
Relinquished by: <u>[Signature]</u>	Date Time: <u>7/14/11 1415</u>	Received By: <u>[Signature]</u>	Relinquished by: <u>[Signature]</u>	Date Time: <u>14:55</u>	Received By: <u>[Signature]</u>		
Relinquished by:	Date Time:	Received By:	Relinquished by:	Date Time:	Received By:		
Relinquished by:	Date Time:	Received By:	Custody Seal #	Appropriate Bottle / Pres. Y / N	Headspace Y / N	On Ice Y / N	Cooler Temp.
Relinquished by:	Date Time:	Received By:		Labels match Coc? Y / N	Separate Receiving Check List used: Y / N	_____°C	

31  
3

FED-EX Tracking #		Bottle Order Control #	
Accutest Quote #		Accutest NC Job #: C C17018	
Client / Reporting Information		Project Information	
Company Name <b>Iris</b>		Project Name: <b>Romic EPA</b>	
Address		Street	
City State Zip		City State	
Project Contact:		Project # <b>07-355C</b>	
Phone #		EMAIL: <b>calger@irisenv.com</b>	
Samplers Name <b>Steve Mack</b>		Client Purchase Order #	
Accutest Sample ID		Collection	
Sample ID / Field Point / Point of Collection		Date Time Sampled by Matrix # of bottles	
		<input type="checkbox"/> VPCs <input type="checkbox"/> SVOCS <input type="checkbox"/> Cam 17 Metals (bio) (part) <input type="checkbox"/> Pb, Cd, Cu (60) <input type="checkbox"/> T.Pbt.g. d.m.o. 8015 <input type="checkbox"/> Pesticides (PDE A) <input type="checkbox"/> PCBs 8082	
		<input type="checkbox"/> VPCs <input type="checkbox"/> SVOCS <input type="checkbox"/> Cam 17 Metals (bio) (part) <input type="checkbox"/> Pb, Cd, Cu (60) <input type="checkbox"/> T.Pbt.g. d.m.o. 8015 <input type="checkbox"/> Pesticides (PDE A) <input type="checkbox"/> PCBs 8082	
Turnaround Time (Business days)		Data Deliverable Information	
<input type="checkbox"/> Standard TAT 15 Business Days <input type="checkbox"/> 10 Day (Workload dependent) <input checked="" type="checkbox"/> 5 Day (Workload dependent) <input type="checkbox"/> 3 Day (125% markup) <input type="checkbox"/> 2 Day (150% markup) <input type="checkbox"/> 1 Day (200% markup) <input type="checkbox"/> Same Day (300% markup)		<input type="checkbox"/> Commercial "A" - Results only <input checked="" type="checkbox"/> Commercial "B" - Results with QC summaries <input type="checkbox"/> Commercial "B*" - Results, QC, and chromatograms <input type="checkbox"/> FULLT - Level 4 data package <input type="checkbox"/> EDF for Geotracker <input checked="" type="checkbox"/> EDD Format Provide EDF Global ID _____ Provide EDF Logcode: _____	
Approved By/ Date: _____		Comments / Remarks: <b>silica gel cleanup</b> <b>⊗ Run Cam 17 list to hold for possible Hq (1631)</b>	
Emergency T/A data available VIA Lablink			
Sample Custody must be documented below each time samples change possession, including courier delivery.			
Relinquished by Sampler: <b>Anthos</b>		Date Time: <b>7/15/11 1915</b>	
Received By: <i>[Signature]</i>		Date Time: _____	
Relinquished By: <i>[Signature]</i>		Date Time: <b>7-15-11 14:55</b>	
Received By: <i>[Signature]</i>		Date Time: _____	
Relinquished by: _____		Date Time: _____	
Received By: _____		Date Time: _____	
Relinquished by: _____		Date Time: _____	
Received By: _____		Date Time: _____	

31  
3

FED-EX Tracking #	Accutest Quote #	Matrix Order Control #	Accutest NC Job #: C17018																					
Client / Reporting Information		Project Information																						
Company Name: IRIS		Project Name: ROMC EPA																						
Address:		Street:																						
City State Zip:		City State:																						
Project Contact: Chris Atger		Project #: 07-555C																						
Phone #:		EMAIL: calger@irisenv.com																						
Sampler's Name: Steve Mack		Client Purchase Order #:																						
Accutest Sample ID	Sample ID / Field Point / Point of Collection	Date	Time	Sampled by	Matrix	# of bottles	Number of preserved Bottles										Requested Analysis	Matrix Codes						
							✓	NOH	HNCO	HSO4	NONE	NONSO	MEQ	SIACNE	VOCs (821ED)	CAM 17 Metals (8010/8082)	Ph Cd, Cr (601D)	TPHg, d, m (8015)	SVOCs (827D)	Pesticides (8081A)	PCBs (8082)	WW- Wastewater GW- Ground Water SW- Surface Water SO- Soil OI- Oil WP- Wipe LIQ - Non-aqueous Liquid AIR DW- Drinking Water (Perchlorate Only)		
-27	R11-3.0	7/14/11	14:50	SM	SO	3									X									
-28	R11-6.0	1	14:55			3									X									
-29	T21-0.5	1	15:15			4									X	X	X	X	X					
-30	T21-3.0		15:20			3									X									
-31	U20-3.0		15:45			3									X									
-32	U20-6.0		15:55			3									X									
-33	V21-0.5		16:25			4									X	X	X	X	X					
-34	V19-0.6		16:40			4									X	X	X	X	X					
-35	V19-3.1		16:45			3									X									
-36	V19-6.1		16:55			3									X									
Turnaround Time (Business days)		Data Deliverable Information		Comments / Remarks																				
<input type="checkbox"/> Standard TAT 15 Business Days <input type="checkbox"/> 10 Day (Workload dependent) <input checked="" type="checkbox"/> 5 Day (Workload dependent) <input type="checkbox"/> 3 Day (125% markup) <input type="checkbox"/> 2 Day (150% markup) <input type="checkbox"/> 1 Day (200% markup) <input type="checkbox"/> Same Day (300% markup)		Approved By / Date: <input type="checkbox"/> Commercial "A" - Results only <input checked="" type="checkbox"/> Commercial "B" - Results with QC summaries <input type="checkbox"/> Commercial "B+" - Results, QC, and chromatograms <input type="checkbox"/> FULL1 - Level 4 data package <input type="checkbox"/> EDF for Geotracker <input checked="" type="checkbox"/> EDD Format Provide EDF Global ID _____ Provide EDF Logcode: _____		silica gel cleanup <input checked="" type="checkbox"/> Run CAM 17 list v HOLD for poss. Hg (163)																				
Emergency T/A data available VIA Lablink																								
Sample Custody must be documented below each time samples change possession, including courier delivery.																								
Relinquished by: [Signature]	Date Time: 7/15/11 14:15	Received By: [Signature]	Date Time: 14:55	Relinquished By: [Signature]	Received By: [Signature]																			
Relinquished by:	Date Time:	Received By:	Date Time: 7-15-11	Relinquished By:	Received By:																			
Relinquished by:	Date Time:	Received By:	Date Time:	Relinquished By:	Received By:																			
Relinquished by:	Date Time:	Received By:	Date Time:	Relinquished By:	Received By:																			
Relinquished by:	Date Time:	Received By:	Date Time:	Relinquished By:	Received By:																			
Custody Seal #		Appropriate Bottle / Pres. Y / N		Headspace Y / N																				
Labels match Coc? Y / N		Separate Receiving Check List used: Y / N		Cooler Temp. _____ °C																				

31  
3

Review Chain of Custody

Chain of Custody is to be complete and legible.

- Are these regulatory (NPDES) samples? GWA- Yes/No
Is pH requested? Yes/No
Was Client informed that hold time is 15 min? Yes/No
Was ortho-Phosphate filtered with in 15 min? Yes/No
Are sample within hold time? Yes/No
Are sample in danger of exceeding hold-time? Yes/No
Existing Client? Yes/No Existing Project? Yes/No
If No: Is Report to Info complete and legible, including:
deliverable Name Address phone e-mail
Is Bill to Info complete and legible, including:
PO# Credit card Contact address phone e-mail
Is Contact and/or Project Manager identified, including:
phone e-mail
Project name / number
Special requirements? Yes/No
Sample IDs / date & time of collection provided? Yes/No
Is Matrix listed and correct? Yes/No
Analyses listed, we do, or client has authorized a subcontract? Yes/No
Chain is signed and dated by both client and sample custodian? Yes/No
IAT requested available? Yes/No Approved by PM

Review Coolers:

- Were all Coolers temperatures measured at <=6°C? Yes/No
If cooler is outside the <=6°C; note down the affected bottles in that cooler on the left
Are samples on Ice? Yes/No
Note that ANC does NOT accept evidentiary samples. (We do not lock refrigerators)

- Shipment Received Method AC
Custody Seals: Present: Yes/No If Yes; Unbroken: Yes/No

Review of Sample Bottles: If you answer no, explain to the side

- Chain matches bottle labels? Yes/No Sample bottle intact? Yes/No
Is there enough sample volume in proper bottle for requested analyses? Yes/No
Proper Preservatives? Yes/No (DOB5 KITS)
Check pH on preserved samples except 1664, 625, 8270 and VOAs; make notes on left.
Headspace-VOAs? Greater than 6mm in diameter Yes/No
List sample ID and affected container

Table with 3 columns: Client Sample ID, pH Check, Other Comments/Issues. Multiple empty rows for data entry.

Non-Compliance issues and discrepancies on the COC are forwarded to Project Management

\\Accunca.accutest.com\depts\qa\sops\sop\_complete\list\_2010\current\_active\_sop\_oct\_2010\sc001f1\_0\_form1\_samplecontrol\_samplerereceivingchecklist\_2009-01-01.doc

31 3

## GC/MS Semi-volatiles

---

### QC Data Summaries

---

Includes the following where applicable:

- Method Blank Summaries
- Blank Spike Summaries
- Matrix Spike and Duplicate Summaries

## Method Blank Summary

**Job Number:** C17018  
**Account:** IRISECAO Iris Environmental  
**Project:** Romic Soil Investigation(Romic EPA) - 2081 Bay Road,East Palo Alto,CA

Sample	File ID	DF	Analyzed	By	Prep Date	Prep Batch	Analytical Batch
OP4247-MB	Y8854.D	1	07/18/11	MT	07/18/11	OP4247	EY423

The QC reported here applies to the following samples:

Method: SW846 8270C

C17018-1, C17018-7, C17018-8, C17018-9, C17018-16, C17018-24, C17018-29, C17018-33, C17018-34

CAS No.	Compound	Result	RL	MDL	Units	Q
65-85-0	Benzoic acid	ND	1000	890	ug/kg	
95-57-8	2-Chlorophenol	ND	1000	680	ug/kg	
59-50-7	4-Chloro-3-methyl phenol	ND	500	420	ug/kg	
120-83-2	2,4-Dichlorophenol	ND	500	140	ug/kg	
105-67-9	2,4-Dimethylphenol	ND	500	150	ug/kg	
51-28-5	2,4-Dinitrophenol	ND	2500	850	ug/kg	
534-52-1	4,6-Dinitro-o-cresol	ND	2000	1000	ug/kg	
95-48-7	2-Methylphenol	ND	500	170	ug/kg	
	3&4-Methylphenol	ND	500	150	ug/kg	
88-75-5	2-Nitrophenol	ND	500	130	ug/kg	
100-02-7	4-Nitrophenol	ND	2000	1200	ug/kg	
87-86-5	Pentachlorophenol	ND	500	420	ug/kg	
108-95-2	Phenol	ND	2000	1300	ug/kg	
95-95-4	2,4,5-Trichlorophenol	ND	500	120	ug/kg	
88-06-2	2,4,6-Trichlorophenol	ND	500	160	ug/kg	
83-32-9	Acenaphthene	ND	1000	500	ug/kg	
208-96-8	Acenaphthylene	ND	500	200	ug/kg	
62-53-3	Aniline	ND	500	140	ug/kg	
120-12-7	Anthracene	ND	500	100	ug/kg	
103-33-3	Azobenzene	ND	500	170	ug/kg	
92-87-5	Benzidine	ND	2500	730	ug/kg	
56-55-3	Benzo(a)anthracene	ND	500	70	ug/kg	
50-32-8	Benzo(a)pyrene	ND	500	90	ug/kg	
205-99-2	Benzo(b)fluoranthene	ND	500	60	ug/kg	
191-24-2	Benzo(g,h,i)perylene	ND	500	150	ug/kg	
207-08-9	Benzo(k)fluoranthene	ND	500	120	ug/kg	
101-55-3	4-Bromophenyl phenyl ether	ND	500	150	ug/kg	
85-68-7	Butyl benzyl phthalate	ND	500	110	ug/kg	
100-51-6	Benzyl Alcohol	ND	1000	160	ug/kg	
91-58-7	2-Chloronaphthalene	ND	500	180	ug/kg	
106-47-8	4-Chloroaniline	ND	500	140	ug/kg	
86-74-8	Carbazole	ND	500	80	ug/kg	
218-01-9	Chrysene	ND	500	100	ug/kg	
111-91-1	bis(2-Chloroethoxy)methane	ND	500	180	ug/kg	
111-44-4	bis(2-Chloroethyl)ether	ND	500	230	ug/kg	
108-60-1	bis(2-Chloroisopropyl)ether	ND	500	270	ug/kg	

## Method Blank Summary

**Job Number:** C17018  
**Account:** IRISECAO Iris Environmental  
**Project:** Romic Soil Investigation(Romic EPA) - 2081 Bay Road,East Palo Alto,CA

Sample	File ID	DF	Analyzed	By	Prep Date	Prep Batch	Analytical Batch
OP4247-MB	Y8854.D	1	07/18/11	MT	07/18/11	OP4247	EY423

The QC reported here applies to the following samples:

Method: SW846 8270C

C17018-1, C17018-7, C17018-8, C17018-9, C17018-16, C17018-24, C17018-29, C17018-33, C17018-34

CAS No.	Compound	Result	RL	MDL	Units	Q
7005-72-3	4-Chlorophenyl phenyl ether	ND	500	190	ug/kg	
95-50-1	1,2-Dichlorobenzene	ND	500	160	ug/kg	
541-73-1	1,3-Dichlorobenzene	ND	500	150	ug/kg	
106-46-7	1,4-Dichlorobenzene	ND	500	420	ug/kg	
121-14-2	2,4-Dinitrotoluene	ND	500	460	ug/kg	
606-20-2	2,6-Dinitrotoluene	ND	1000	320	ug/kg	
91-94-1	3,3'-Dichlorobenzidine	ND	2500	140	ug/kg	
53-70-3	Dibenzo(a,h)anthracene	ND	500	130	ug/kg	
132-64-9	Dibenzofuran	ND	500	160	ug/kg	
122-39-4	Diphenylamine	ND	500	120	ug/kg	
84-74-2	Di-n-butyl phthalate	ND	500	100	ug/kg	
117-84-0	Di-n-octyl phthalate	ND	500	130	ug/kg	
84-66-2	Diethyl phthalate	ND	500	170	ug/kg	
131-11-3	Dimethyl phthalate	ND	500	180	ug/kg	
117-81-7	bis(2-Ethylhexyl)phthalate	ND	500	220	ug/kg	
206-44-0	Fluoranthene	ND	500	100	ug/kg	
86-73-7	Fluorene	ND	500	180	ug/kg	
118-74-1	Hexachlorobenzene	ND	500	130	ug/kg	
87-68-3	Hexachlorobutadiene	ND	500	190	ug/kg	
77-47-4	Hexachlorocyclopentadiene	ND	500	140	ug/kg	
67-72-1	Hexachloroethane	ND	500	160	ug/kg	
193-39-5	Indeno(1,2,3-cd)pyrene	ND	500	140	ug/kg	
78-59-1	Isophorone	ND	500	170	ug/kg	
90-12-0	1-Methylnaphthalene	ND	500	160	ug/kg	
91-57-6	2-Methylnaphthalene	ND	500	160	ug/kg	
88-74-4	2-Nitroaniline	ND	500	120	ug/kg	
99-09-2	3-Nitroaniline	ND	500	120	ug/kg	
100-01-6	4-Nitroaniline	ND	500	300	ug/kg	
91-20-3	Naphthalene	ND	500	170	ug/kg	
98-95-3	Nitrobenzene	ND	500	160	ug/kg	
62-75-9	N-Nitrosodimethylamine	ND	5000	2200	ug/kg	
621-64-7	N-Nitroso-di-n-propylamine	ND	1000	550	ug/kg	
85-01-8	Phenanthrene	ND	500	110	ug/kg	
129-00-0	Pyrene	ND	1000	680	ug/kg	
110-86-1	Pyridine	ND	2000	220	ug/kg	
120-82-1	1,2,4-Trichlorobenzene	ND	500	340	ug/kg	

## Method Blank Summary

**Job Number:** C17018  
**Account:** IRISECAO Iris Environmental  
**Project:** Romic Soil Investigation(Romic EPA) - 2081 Bay Road,East Palo Alto,CA

Sample	File ID	DF	Analyzed	By	Prep Date	Prep Batch	Analytical Batch
OP4247-MB	Y8854.D	1	07/18/11	MT	07/18/11	OP4247	EY423

The QC reported here applies to the following samples:

Method: SW846 8270C

C17018-1, C17018-7, C17018-8, C17018-9, C17018-16, C17018-24, C17018-29, C17018-33, C17018-34

CAS No.	Surrogate Recoveries	Limits
367-12-4	2-Fluorophenol	48% 20-100%
4165-62-2	Phenol-d5	51% 20-100%
118-79-6	2,4,6-Tribromophenol	51% 30-100%
4165-60-0	Nitrobenzene-d5	50% 20-100%
321-60-8	2-Fluorobiphenyl	48% 20-106%
1718-51-0	Terphenyl-d14	63% 55-130%



# Blank Spike/Blank Spike Duplicate Summary

**Job Number:** C17018  
**Account:** IRISECAO Iris Environmental  
**Project:** Romic Soil Investigation(Romic EPA) - 2081 Bay Road,East Palo Alto,CA

Sample	File ID	DF	Analyzed	By	Prep Date	Prep Batch	Analytical Batch
OP4247-BS	Y8855.D	1	07/18/11	MT	07/18/11	OP4247	EY423
OP4247-BSD	Y8856.D	1	07/18/11	MT	07/18/11	OP4247	EY423

**The QC reported here applies to the following samples:** **Method:** SW846 8270C

C17018-1, C17018-7, C17018-8, C17018-9, C17018-16, C17018-24, C17018-29, C17018-33, C17018-34

CAS No.	Compound	Spike ug/kg	BSP ug/kg	BSP %	BSD ug/kg	BSD %	RPD	Limits Rec/RPD
65-85-0	Benzoic acid	5000	3810	76	3800	76	0	24-116/30
95-57-8	2-Chlorophenol	2500	1480	59	1490	60	1	31-130/30
59-50-7	4-Chloro-3-methyl phenol	2500	1750	70	1670	67	5	35-117/30
120-83-2	2,4-Dichlorophenol	2500	1590	64	1510	60	5	40-111/30
105-67-9	2,4-Dimethylphenol	2500	1520	61	1470	59	3	29-109/30
51-28-5	2,4-Dinitrophenol	2500	1860	74	2010	80	8	19-117/30
534-52-1	4,6-Dinitro-o-cresol	2500	1580	63	1690	68	7	28-119/30
95-48-7	2-Methylphenol	2500	1520	61	1530	61	1	33-114/30
	3&4-Methylphenol	2500	1530	61	1530	61	0	34-115/30
88-75-5	2-Nitrophenol	2500	1500	60	1420	57	5	20-116/30
100-02-7	4-Nitrophenol	2500	1750	70	2050	82	16	6-114/30
87-86-5	Pentachlorophenol	2500	2090	84	2100	84	0	10-115/30
108-95-2	Phenol	2500	1520	61	1510	60	1	28-122/30
95-95-4	2,4,5-Trichlorophenol	2500	1660	66	1600	64	4	30-111/30
88-06-2	2,4,6-Trichlorophenol	2500	1710	68	1620	65	5	30-110/30
83-32-9	Acenaphthene	2500	1630	65	1500	60	8	34-129/30
208-96-8	Acenaphthylene	2500	1700	68	1590	64	7	38-118/30
62-53-3	Aniline	2500	1300	52	1270	51	2	28-112/30
120-12-7	Anthracene	2500	1820	73	1790	72	2	41-114/30
103-33-3	Azobenzene	2500	1830	73	1760	70	4	28-114/30
92-87-5	Benzidine	5000	1240	25	1450	29	16	10-156/30
56-55-3	Benzo(a)anthracene	2500	1840	74	1850	74	1	40-116/30
50-32-8	Benzo(a)pyrene	2500	1830	73	1820	73	1	39-112/30
205-99-2	Benzo(b)fluoranthene	2500	1840	74	1810	72	2	40-117/30
191-24-2	Benzo(g,h,i)perylene	2500	1640	66	1740	70	6	36-113/30
207-08-9	Benzo(k)fluoranthene	2500	1990	80	1950	78	2	41-117/30
101-55-3	4-Bromophenyl phenyl ether	2500	1760	70	1700	68	3	30-114/30
85-68-7	Butyl benzyl phthalate	2500	2220	89	2020	81	9	27-110/30
100-51-6	Benzyl Alcohol	2500	1590	64	1600	64	1	31-112/30
91-58-7	2-Chloronaphthalene	2500	1600	64	1500	60	6	37-115/30
106-47-8	4-Chloroaniline	2500	1420	57	1410	56	1	29-95/30
86-74-8	Carbazole	2500	1800	72	1830	73	2	40-116/30
218-01-9	Chrysene	2500	1770	71	1800	72	2	40-117/30
111-91-1	bis(2-Chloroethoxy)methane	2500	1600	64	1530	61	4	31-99/30
111-44-4	bis(2-Chloroethyl)ether	2500	1440	58	1430	57	1	30-106/30
108-60-1	bis(2-Chloroisopropyl)ether	2500	1570	63	1530	61	3	24-104/30

4.2.1  
4

# Blank Spike/Blank Spike Duplicate Summary

**Job Number:** C17018  
**Account:** IRISECAO Iris Environmental  
**Project:** Romic Soil Investigation(Romic EPA) - 2081 Bay Road,East Palo Alto,CA

Sample	File ID	DF	Analyzed	By	Prep Date	Prep Batch	Analytical Batch
OP4247-BS	Y8855.D	1	07/18/11	MT	07/18/11	OP4247	EY423
OP4247-BSD	Y8856.D	1	07/18/11	MT	07/18/11	OP4247	EY423

**The QC reported here applies to the following samples:** **Method:** SW846 8270C

C17018-1, C17018-7, C17018-8, C17018-9, C17018-16, C17018-24, C17018-29, C17018-33, C17018-34

CAS No.	Compound	Spike ug/kg	BSP ug/kg	BSP %	BSD ug/kg	BSD %	RPD	Limits Rec/RPD
7005-72-3	4-Chlorophenyl phenyl ether	2500	1730	69	1630	65	6	30-111/30
95-50-1	1,2-Dichlorobenzene	2500	1430	57	1370	55	4	27-111/30
541-73-1	1,3-Dichlorobenzene	2500	1350	54	1280	51	5	25-116/30
106-46-7	1,4-Dichlorobenzene	2500	1380	55	1330	53	4	27-120/30
121-14-2	2,4-Dinitrotoluene	2500	1820	73	1800	72	1	27-114/30
606-20-2	2,6-Dinitrotoluene	2500	1770	71	1700	68	4	27-114/30
91-94-1	3,3'-Dichlorobenzidine	5000	3600	72	3770	75	5	24-118/30
53-70-3	Dibenzo(a,h)anthracene	2500	1650	66	1800	72	9	37-115/30
132-64-9	Dibenzofuran	2500	1720	69	1650	66	4	28-113/30
122-39-4	Diphenylamine	2500	1820	73	1760	70	3	23-117/30
84-74-2	Di-n-butyl phthalate	2500	1930	77	1930	77	0	29-115/30
117-84-0	Di-n-octyl phthalate	2500	2450	98	2090	84	16	29-127/30
84-66-2	Diethyl phthalate	2500	1970	79	1900	76	4	29-116/30
131-11-3	Dimethyl phthalate	2500	1790	72	1720	69	4	30-110/30
117-81-7	bis(2-Ethylhexyl)phthalate	2500	2440	98	1960	78	22	27-121/30
206-44-0	Fluoranthene	2500	1800	72	1850	74	3	40-120/30
86-73-7	Fluorene	2500	1740	70	1670	67	4	40-119/30
118-74-1	Hexachlorobenzene	2500	1850	74	1770	71	4	28-113/30
87-68-3	Hexachlorobutadiene	2500	1610	64	1510	60	6	29-115/30
77-47-4	Hexachlorocyclopentadiene	2500	1240	50	1220	49	2	26-114/30
67-72-1	Hexachloroethane	2500	1360	54	1350	54	1	24-109/30
193-39-5	Indeno(1,2,3-cd)pyrene	2500	1560	62	1730	69	10	37-114/30
78-59-1	Isophorone	2500	1540	62	1480	59	4	28-117/30
90-12-0	1-Methylnaphthalene	2500	1560	62	1460	58	7	25-113/30
91-57-6	2-Methylnaphthalene	2500	1610	64	1520	61	6	27-113/30
88-74-4	2-Nitroaniline	2500	1780	71	1730	69	3	23-116/30
99-09-2	3-Nitroaniline	2500	1620	65	1690	68	4	29-115/30
100-01-6	4-Nitroaniline	2500	1680	67	1830	73	9	29-114/30
91-20-3	Naphthalene	2500	1540	62	1460	58	5	24-113/30
98-95-3	Nitrobenzene	2500	1540	62	1570	63	2	23-112/30
62-75-9	N-Nitrosodimethylamine	2500	1300	54	1300	53	2	20-108/30
621-64-7	N-Nitroso-di-n-propylamine	2500	1650	66	1620	65	2	26-127/30
85-01-8	Phenanthrene	2500	1800	72	1790	72	1	41-113/30
129-00-0	Pyrene	2500	2000	80	1850	74	8	45-134/30
110-86-1	Pyridine	2500	1030	41	961	38	7	20-78/30
120-82-1	1,2,4-Trichlorobenzene	2500	1410	56	1360	54	4	31-122/30

4.2.1  
4

# Blank Spike/Blank Spike Duplicate Summary

**Job Number:** C17018  
**Account:** IRISECAO Iris Environmental  
**Project:** Romic Soil Investigation(Romic EPA) - 2081 Bay Road,East Palo Alto,CA

Sample	File ID	DF	Analyzed	By	Prep Date	Prep Batch	Analytical Batch
OP4247-BS	Y8855.D	1	07/18/11	MT	07/18/11	OP4247	EY423
OP4247-BSD	Y8856.D	1	07/18/11	MT	07/18/11	OP4247	EY423

**The QC reported here applies to the following samples:** **Method:** SW846 8270C

C17018-1, C17018-7, C17018-8, C17018-9, C17018-16, C17018-24, C17018-29, C17018-33, C17018-34

CAS No.	Surrogate Recoveries	BSP	BSD	Limits
367-12-4	2-Fluorophenol	59%	59%	20-100%
4165-62-2	Phenol-d5	64%	63%	20-100%
118-79-6	2,4,6-Tribromophenol	74%	74%	30-100%
4165-60-0	Nitrobenzene-d5	62%	61%	20-100%
321-60-8	2-Fluorobiphenyl	64%	59%	20-106%
1718-51-0	Terphenyl-d14	80%	73%	55-130%

4.2.1  
4

# Matrix Spike/Matrix Spike Duplicate Summary

**Job Number:** C17018  
**Account:** IRISECAO Iris Environmental  
**Project:** Romic Soil Investigation(Romic EPA) - 2081 Bay Road,East Palo Alto,CA

Sample	File ID	DF	Analyzed	By	Prep Date	Prep Batch	Analytical Batch
OP4247-MS	Y8874.D	1	07/19/11	MT	07/18/11	OP4247	EY424
OP4247-MSD	Y8875.D	1	07/19/11	MT	07/18/11	OP4247	EY424
C17019-15	Y8884.D	1	07/19/11	MT	07/18/11	OP4247	EY424

**The QC reported here applies to the following samples:** **Method:** SW846 8270C

C17018-1, C17018-7, C17018-8, C17018-9, C17018-16, C17018-24, C17018-29, C17018-33, C17018-34

CAS No.	Compound	C17019-15 ug/kg	Spike Q	ug/kg	MS ug/kg	MS %	MSD ug/kg	MSD %	RPD	Limits Rec/RPD
65-85-0	Benzoic acid	ND		5000	2000	40	2440	49	20	24-116/36
95-57-8	2-Chlorophenol	ND		2500	1340	54	1830	73	31	31-130/31
59-50-7	4-Chloro-3-methyl phenol	ND		2500	1690	68	2020	81	18	35-117/38
120-83-2	2,4-Dichlorophenol	ND		2500	1420	57	1850	74	26	40-111/30
105-67-9	2,4-Dimethylphenol	ND		2500	1400	56	1830	73	27	29-109/31
51-28-5	2,4-Dinitrophenol	ND		2500	2040	82	2150	86	5	19-117/40
534-52-1	4,6-Dinitro-o-cresol	ND		2500	2110	84	2090	84	1	28-119/37
95-48-7	2-Methylphenol	ND		2500	1350	54	1810	72	29	33-114/29
	3&4-Methylphenol	ND		2500	1360	54	1820	73	29	34-115/31
88-75-5	2-Nitrophenol	ND		2500	1370	55	1790	72	27	20-116/30
100-02-7	4-Nitrophenol	ND		2500	2560	102	2500	100	2	6-114/56
87-86-5	Pentachlorophenol	ND		2500	2400	96	2560	102	6	10-115/39
108-95-2	Phenol	ND		2500	1380	55	1880	75	31	28-122/38
95-95-4	2,4,5-Trichlorophenol	ND		2500	1770	71	2030	81	14	30-111/28
88-06-2	2,4,6-Trichlorophenol	ND		2500	1610	64	1980	79	21	30-110/27
83-32-9	Acenaphthene	ND		2500	1490	60	1820	73	20	34-129/31
208-96-8	Acenaphthylene	ND		2500	1590	64	1900	76	18	38-118/30
62-53-3	Aniline	ND		2500	1170	47	1520	61	26	28-112/38
120-12-7	Anthracene	ND		2500	2180	87	2220	89	2	41-114/29
103-33-3	Azobenzene	ND		2500	1940	78	2120	85	9	28-114/27
92-87-5	Benzidine	ND		5000	630	13	440	9* a	36	10-156/50
56-55-3	Benzo(a)anthracene	ND		2500	2360	94	2350	94	0	40-116/31
50-32-8	Benzo(a)pyrene	ND		2500	2380	95	2390	96	0	39-112/32
205-99-2	Benzo(b)fluoranthene	ND		2500	2520	101	2500	100	1	40-117/31
191-24-2	Benzo(g,h,i)perylene	ND		2500	2110	84	2070	83	2	36-113/32
207-08-9	Benzo(k)fluoranthene	ND		2500	2490	100	2490	100	0	41-117/30
101-55-3	4-Bromophenyl phenyl ether	ND		2500	1950	78	2050	82	5	30-114/26
85-68-7	Butyl benzyl phthalate	ND		2500	2700	108	2780	111* b	3	27-110/28
100-51-6	Benzyl Alcohol	ND		2500	1700	68	2370	95	33	31-112/34
91-58-7	2-Chloronaphthalene	ND		2500	1480	59	1850	74	22	37-115/28
106-47-8	4-Chloroaniline	ND		2500	1290	52	1530	61	17	29-95/34
86-74-8	Carbazole	ND		2500	2140	86	2190	88	2	40-116/30
218-01-9	Chrysene	ND		2500	2330	93	2300	92	1	40-117/31
111-91-1	bis(2-Chloroethoxy)methane	ND		2500	1410	56	1890	76	29	31-99/30
111-44-4	bis(2-Chloroethyl)ether	ND		2500	1280	51	1790	72	33	30-106/33
108-60-1	bis(2-Chloroisopropyl)ether	ND		2500	1410	56	1920	77	31	24-104/32

4.3.1  
4

# Matrix Spike/Matrix Spike Duplicate Summary

**Job Number:** C17018  
**Account:** IRISECAO Iris Environmental  
**Project:** Romic Soil Investigation(Romic EPA) - 2081 Bay Road,East Palo Alto,CA

Sample	File ID	DF	Analyzed	By	Prep Date	Prep Batch	Analytical Batch
OP4247-MS	Y8874.D	1	07/19/11	MT	07/18/11	OP4247	EY424
OP4247-MSD	Y8875.D	1	07/19/11	MT	07/18/11	OP4247	EY424
C17019-15	Y8884.D	1	07/19/11	MT	07/18/11	OP4247	EY424

**The QC reported here applies to the following samples:** **Method:** SW846 8270C

C17018-1, C17018-7, C17018-8, C17018-9, C17018-16, C17018-24, C17018-29, C17018-33, C17018-34

CAS No.	Compound	C17019-15 ug/kg	Spike Q	ug/kg	MS ug/kg	MS %	MSD ug/kg	MSD %	RPD	Limits Rec/RPD
7005-72-3	4-Chlorophenyl phenyl ether	ND		2500	1740	70	1960	78	12	30-111/26
95-50-1	1,2-Dichlorobenzene	ND		2500	1270	51	1730	69	31	27-111/35
541-73-1	1,3-Dichlorobenzene	ND		2500	1190	48	1630	65	31	25-116/36
106-46-7	1,4-Dichlorobenzene	ND		2500	1240	50	1680	67	30	27-120/30
121-14-2	2,4-Dinitrotoluene	ND		2500	2100	84	2170	87	3	27-114/38
606-20-2	2,6-Dinitrotoluene	ND		2500	1830	73	2020	81	10	27-114/30
91-94-1	3,3'-Dichlorobenzidine	ND		5000	4320	86	3960	79	9	24-118/31
53-70-3	Dibenzo(a,h)anthracene	ND		2500	2090	84	2090	84	0	37-115/29
132-64-9	Dibenzofuran	ND		2500	1680	67	1960	78	15	28-113/27
122-39-4	Diphenylamine	ND		2500	2020	81	2100	84	4	23-117/28
84-74-2	Di-n-butyl phthalate	ND		2500	2340	94	2370	95	1	29-115/27
117-84-0	Di-n-octyl phthalate	ND		2500	3060	122	3230	129* b	5	29-127/28
84-66-2	Diethyl phthalate	ND		2500	2130	85	2190	88	3	29-116/27
131-11-3	Dimethyl phthalate	ND		2500	1820	73	2010	80	10	30-110/26
117-81-7	bis(2-Ethylhexyl)phthalate	ND		2500	2670	107	2800	112	5	27-121/29
206-44-0	Fluoranthene	ND		2500	2260	90	2240	90	1	40-120/32
86-73-7	Fluorene	ND		2500	1780	71	2010	80	12	40-119/30
118-74-1	Hexachlorobenzene	ND		2500	2050	82	2120	85	3	28-113/27
87-68-3	Hexachlorobutadiene	ND		2500	1460	58	1950	78	29	29-115/33
77-47-4	Hexachlorocyclopentadiene	ND		2500	1230	49	1630	65	28	26-114/41
67-72-1	Hexachloroethane	ND		2500	1210	48	1690	68	33	24-109/38
193-39-5	Indeno(1,2,3-cd)pyrene	ND		2500	2030	81	2040	82	0	37-114/33
78-59-1	Isophorone	ND		2500	1370	55	1780	71	26	28-117/30
90-12-0	1-Methylnaphthalene	ND		2500	1370	55	1770	71	25	25-113/33
91-57-6	2-Methylnaphthalene	ND		2500	1440	58	1830	73	24	27-113/32
88-74-4	2-Nitroaniline	ND		2500	1870	75	2080	83	11	23-116/29
99-09-2	3-Nitroaniline	ND		2500	1830	73	1820	73	1	29-115/31
100-01-6	4-Nitroaniline	ND		2500	2140	86	2100	84	2	29-114/31
91-20-3	Naphthalene	ND		2500	1420	57	1850	74	26	24-113/32
98-95-3	Nitrobenzene	ND		2500	1390	56	1860	74	29	23-112/32
62-75-9	N-Nitrosodimethylamine	ND		2500	1200	49	1700	66	31	20-108/34
621-64-7	N-Nitroso-di-n-propylamine	ND		2500	1430	57	1850	74	26	26-127/43
85-01-8	Phenanthrene	ND		2500	2110	84	2170	87	3	41-113/32
129-00-0	Pyrene	ND		2500	2470	99	2540	102	3	45-134/33
110-86-1	Pyridine	ND		2500	824	33	1100	44	29	20-78/38
120-82-1	1,2,4-Trichlorobenzene	ND		2500	1310	52	1720	69	27	31-122/44

4.3.1  
4

# Matrix Spike/Matrix Spike Duplicate Summary

**Job Number:** C17018  
**Account:** IRISECAO Iris Environmental  
**Project:** Romic Soil Investigation(Romic EPA) - 2081 Bay Road,East Palo Alto,CA

Sample	File ID	DF	Analyzed	By	Prep Date	Prep Batch	Analytical Batch
OP4247-MS	Y8874.D	1	07/19/11	MT	07/18/11	OP4247	EY424
OP4247-MSD	Y8875.D	1	07/19/11	MT	07/18/11	OP4247	EY424
C17019-15	Y8884.D	1	07/19/11	MT	07/18/11	OP4247	EY424

**The QC reported here applies to the following samples:** **Method:** SW846 8270C

C17018-1, C17018-7, C17018-8, C17018-9, C17018-16, C17018-24, C17018-29, C17018-33, C17018-34

CAS No.	Surrogate Recoveries	MS	MSD	C17019-15	Limits
367-12-4	2-Fluorophenol	51%	71%	69%	20-100%
4165-62-2	Phenol-d5	54%	73%	73%	20-100%
118-79-6	2,4,6-Tribromophenol	87%	90%	89%	30-100%
4165-60-0	Nitrobenzene-d5	55%	74%	72%	20-100%
321-60-8	2-Fluorobiphenyl	56%	72%	71%	20-106%
1718-51-0	Terphenyl-d14	98%	101%	100%	55-130%

- (a) Outside control limits due to matrix interference.
- (b) Outside laboratory control limits (high bias).

4.3.1  
4

## GC Volatiles

---

5

## QC Data Summaries

---

Includes the following where applicable:

- Method Blank Summaries
- Blank Spike Summaries
- Matrix Spike and Duplicate Summaries

## Method Blank Summary

**Job Number:** C17018  
**Account:** IRISECAO Iris Environmental  
**Project:** Romic Soil Investigation(Romic EPA) - 2081 Bay Road,East Palo Alto,CA

Sample	File ID	DF	Analyzed	By	Prep Date	Prep Batch	Analytical Batch
GJK882-MB	JK21302.D	1	07/26/11	TT	n/a	n/a	GJK882

The QC reported here applies to the following samples: **Method:** SW846 8015B

C17018-1, C17018-2, C17018-3, C17018-7, C17018-8, C17018-9, C17018-16, C17018-24, C17018-29

CAS No.	Compound	Result	RL	MDL	Units	Q
	TPH-GRO (C6-C10)	ND	0.10	0.050	mg/kg	

CAS No.	Surrogate Recoveries	Limits
98-08-8	aaa-Trifluorotoluene	90% 60-157%



## Method Blank Summary

**Job Number:** C17018  
**Account:** IRISECAO Iris Environmental  
**Project:** Romic Soil Investigation(Romic EPA) - 2081 Bay Road,East Palo Alto,CA

Sample	File ID	DF	Analyzed	By	Prep Date	Prep Batch	Analytical Batch
GJK883-MB	JK21332.D	1	07/27/11	TT	n/a	n/a	GJK883

The QC reported here applies to the following samples:

Method: SW846 8015B

C17018-33, C17018-34

CAS No.	Compound	Result	RL	MDL	Units	Q
	TPH-GRO (C6-C10)	ND	0.10	0.050	mg/kg	

CAS No.	Surrogate Recoveries	Limits
98-08-8	aaa-Trifluorotoluene	91% 60-157%

# Blank Spike/Blank Spike Duplicate Summary

**Job Number:** C17018  
**Account:** IRISECAO Iris Environmental  
**Project:** Romic Soil Investigation(Romic EPA) - 2081 Bay Road,East Palo Alto,CA

Sample	File ID	DF	Analyzed	By	Prep Date	Prep Batch	Analytical Batch
GJK882-BS	JK21300.D	1	07/26/11	TT	n/a	n/a	GJK882
GJK882-BSD	JK21301.D	1	07/26/11	TT	n/a	n/a	GJK882

The QC reported here applies to the following samples: Method: SW846 8015B

C17018-1, C17018-2, C17018-3, C17018-7, C17018-8, C17018-9, C17018-16, C17018-24, C17018-29

CAS No.	Compound	Spike mg/kg	BSP mg/kg	BSP %	BSD mg/kg	BSD %	RPD	Limits Rec/RPD
	TPH-GRO (C6-C10)	0.5	0.484	97	0.494	99	2	65-135/30

CAS No.	Surrogate Recoveries	BSP	BSD	Limits
98-08-8	aaa-Trifluorotoluene	119%	119%	60-157%

5.2.1  
5

# Blank Spike/Blank Spike Duplicate Summary

**Job Number:** C17018  
**Account:** IRISECAO Iris Environmental  
**Project:** Romic Soil Investigation(Romic EPA) - 2081 Bay Road,East Palo Alto,CA

Sample	File ID	DF	Analyzed	By	Prep Date	Prep Batch	Analytical Batch
GJK883-BS	JK21330.D	1	07/27/11	TT	n/a	n/a	GJK883
GJK883-BSD	JK21331.D	1	07/27/11	TT	n/a	n/a	GJK883

The QC reported here applies to the following samples: Method: SW846 8015B

C17018-33, C17018-34

CAS No.	Compound	Spike mg/kg	BSP mg/kg	BSP %	BSD mg/kg	BSD %	RPD	Limits Rec/RPD
	TPH-GRO (C6-C10)	0.5	0.538	108	0.532	106	1	65-135/30

CAS No.	Surrogate Recoveries	BSP	BSD	Limits
98-08-8	aaa-Trifluorotoluene	123%	121%	60-157%

5.2.2  
5

# Matrix Spike/Matrix Spike Duplicate Summary

**Job Number:** C17018  
**Account:** IRISECAO Iris Environmental  
**Project:** Romic Soil Investigation(Romic EPA) - 2081 Bay Road,East Palo Alto,CA

Sample	File ID	DF	Analyzed	By	Prep Date	Prep Batch	Analytical Batch
C17018-29MS	JK21342.D	1	07/28/11	TT	n/a	n/a	GJK882
C17018-29MSD	JK21328.D	1	07/27/11	TT	n/a	n/a	GJK882
C17018-29	JK21341.D	1	07/28/11	TT	n/a	n/a	GJK882

**The QC reported here applies to the following samples:** **Method:** SW846 8015B

C17018-1, C17018-2, C17018-3, C17018-7, C17018-8, C17018-9, C17018-16, C17018-24, C17018-29

CAS No.	Compound	C17018-29 mg/kg	Spike Q	mg/kg	MS mg/kg	MS %	MSD mg/kg	MSD %	RPD	Limits Rec/RPD
	TPH-GRO (C6-C10)	ND	0.497	0.303	61*	0.481	97	45*	65-135/25	

CAS No.	Surrogate Recoveries	MS	MSD	C17018-29	Limits
98-08-8	aaa-Trifluorotoluene	108%	116%	88%	60-157%

5.3.1  
5

# Matrix Spike/Matrix Spike Duplicate Summary

**Job Number:** C17018  
**Account:** IRISECAO Iris Environmental  
**Project:** Romic Soil Investigation(Romic EPA) - 2081 Bay Road,East Palo Alto,CA

Sample	File ID	DF	Analyzed	By	Prep Date	Prep Batch	Analytical Batch
C17019-28MS	JK21356.D	1	07/28/11	TT	n/a	n/a	GJK883
C17019-28MSD	JK21357.D	1	07/28/11	TT	n/a	n/a	GJK883
C17019-28	JK21353.D	1	07/28/11	TT	n/a	n/a	GJK883

**The QC reported here applies to the following samples:** **Method:** SW846 8015B

C17018-33, C17018-34

CAS No.	Compound	C17019-28 mg/kg	Spike Q	mg/kg	MS mg/kg	MS %	MSD mg/kg	MSD %	RPD	Limits Rec/RPD
	TPH-GRO (C6-C10)	ND		0.496	0.445	90	0.461	93	4	65-135/25

CAS No.	Surrogate Recoveries	MS	MSD	C17019-28	Limits
98-08-8	aaa-Trifluorotoluene	117%	118%	90%	60-157%

5.3.2  
5

## GC Semi-volatiles

---

### QC Data Summaries

---

Includes the following where applicable:

- Method Blank Summaries
- Blank Spike Summaries
- Matrix Spike and Duplicate Summaries

# Method Blank Summary

**Job Number:** C17018  
**Account:** IRISECAO Iris Environmental  
**Project:** Romic Soil Investigation(Romic EPA) - 2081 Bay Road,East Palo Alto,CA

Sample	File ID	DF	Analyzed	By	Prep Date	Prep Batch	Analytical Batch
OP4244-MB	OO22742.D	1	07/26/11	RV	07/16/11	OP4244	G00727

The QC reported here applies to the following samples: Method: SW846 8081A

C17018-1, C17018-7, C17018-8, C17018-9, C17018-16, C17018-24, C17018-29, C17018-33, C17018-34

CAS No.	Compound	Result	RL	MDL	Units	Q
309-00-2	Aldrin	ND	25	10	ug/kg	
319-84-6	alpha-BHC	ND	25	11	ug/kg	
319-85-7	beta-BHC	ND	25	3.5	ug/kg	
319-86-8	delta-BHC	ND	25	3.5	ug/kg	
58-89-9	gamma-BHC (Lindane)	ND	25	7.5	ug/kg	
12789-03-6	Chlordane	ND	100	100	ug/kg	
60-57-1	Dieldrin	ND	25	3.0	ug/kg	
72-54-8	4,4' -DDD	ND	25	3.5	ug/kg	
72-55-9	4,4' -DDE	ND	25	3.0	ug/kg	
50-29-3	4,4' -DDT	ND	25	3.0	ug/kg	
72-20-8	Endrin	ND	25	3.0	ug/kg	
7421-93-4	Endrin aldehyde	ND	25	6.0	ug/kg	
959-98-8	Endosulfan-I	ND	25	3.5	ug/kg	
33213-65-9	Endosulfan-II	ND	25	3.5	ug/kg	
1031-07-8	Endosulfan sulfate	ND	25	8.0	ug/kg	
76-44-8	Heptachlor	ND	25	6.0	ug/kg	
1024-57-3	Heptachlor epoxide	ND	25	4.0	ug/kg	
72-43-5	Methoxychlor	ND	25	3.5	ug/kg	
8001-35-2	Toxaphene	ND	100	100	ug/kg	

CAS No.	Surrogate Recoveries	Limits	
877-09-8	Tetrachloro-m-xylene	69%	35-132%
877-09-8	Tetrachloro-m-xylene	70%	35-132%
2051-24-3	Decachlorobiphenyl	89%	35-132%
2051-24-3	Decachlorobiphenyl	101%	35-132%

# Method Blank Summary

**Job Number:** C17018  
**Account:** IRISECAO Iris Environmental  
**Project:** Romic Soil Investigation(Romic EPA) - 2081 Bay Road,East Palo Alto,CA

Sample	File ID	DF	Analyzed	By	Prep Date	Prep Batch	Analytical Batch
OP4243-MB	PP20173.D	1	07/19/11	RV	07/16/11	OP4243	GPP687

The QC reported here applies to the following samples: Method: SW846 8082

C17018-1, C17018-7, C17018-8, C17018-9, C17018-16, C17018-24, C17018-29, C17018-33, C17018-34

CAS No.	Compound	Result	RL	MDL	Units	Q
12674-11-2	Aroclor 1016	ND	100	17	ug/kg	
11104-28-2	Aroclor 1221	ND	100	50	ug/kg	
11141-16-5	Aroclor 1232	ND	100	50	ug/kg	
53469-21-9	Aroclor 1242	ND	100	50	ug/kg	
12672-29-6	Aroclor 1248	ND	100	50	ug/kg	
11097-69-1	Aroclor 1254	ND	100	50	ug/kg	
11096-82-5	Aroclor 1260	ND	100	20	ug/kg	

CAS No.	Surrogate Recoveries	Limits	
877-09-8	Tetrachloro-m-xylene	66%	45-108%
877-09-8	Tetrachloro-m-xylene	61%	45-108%
2051-24-3	Decachlorobiphenyl	107%	54-121%
2051-24-3	Decachlorobiphenyl	92%	54-121%



## Method Blank Summary

**Job Number:** C17018  
**Account:** IRISECAO Iris Environmental  
**Project:** Romic Soil Investigation(Romic EPA) - 2081 Bay Road,East Palo Alto,CA

Sample	File ID	DF	Analyzed	By	Prep Date	Prep Batch	Analytical Batch
OP4263-MB	HH15311.D	1	07/21/11	JH	07/19/11	OP4263	GHH526

The QC reported here applies to the following samples: **Method:** SW846 8015B M

C17018-1, C17018-2, C17018-3, C17018-7, C17018-9, C17018-16, C17018-24, C17018-29, C17018-33, C17018-34

CAS No.	Compound	Result	RL	MDL	Units	Q
	TPH (C10-C28)	ND	10	5.0	mg/kg	
	TPH (> C28-C40)	ND	20	10	mg/kg	

CAS No.	Surrogate Recoveries	Limits
630-01-3	Hexacosane	67% 45-140%

## Method Blank Summary

**Job Number:** C17018  
**Account:** IRISECAO Iris Environmental  
**Project:** Romic Soil Investigation(Romic EPA) - 2081 Bay Road,East Palo Alto,CA

Sample	File ID	DF	Analyzed	By	Prep Date	Prep Batch	Analytical Batch
OP4318-MB	GG27254.D	1	07/28/11	JH	07/27/11	OP4318	GGG731

The QC reported here applies to the following samples:

Method: SW846 8015B M

C17018-8

CAS No.	Compound	Result	RL	MDL	Units	Q
	TPH (C10-C28)	ND	10	5.0	mg/kg	
	TPH (> C28-C40)	ND	20	10	mg/kg	

CAS No.	Surrogate Recoveries	Limits
630-01-3	Hexacosane	63% 45-140%

# Blank Spike/Blank Spike Duplicate Summary

**Job Number:** C17018  
**Account:** IRISECAO Iris Environmental  
**Project:** Romic Soil Investigation(Romic EPA) - 2081 Bay Road,East Palo Alto,CA

Sample	File ID	DF	Analyzed	By	Prep Date	Prep Batch	Analytical Batch
OP4244-BS	OO22732.D	1	07/26/11	RV	07/16/11	OP4244	GOO727
OP4244-BSD	OO22733.D	1	07/26/11	RV	07/16/11	OP4244	GOO727

**The QC reported here applies to the following samples:** **Method:** SW846 8081A

C17018-1, C17018-7, C17018-8, C17018-9, C17018-16, C17018-24, C17018-29, C17018-33, C17018-34

CAS No.	Compound	Spike ug/kg	BSP ug/kg	BSP %	BSD ug/kg	BSD %	RPD	Limits Rec/RPD
309-00-2	Aldrin	100	76.8	77	69.9	70	9	40-140/30
319-84-6	alpha-BHC	100	83.9	84	76.7	77	9	40-140/30
319-85-7	beta-BHC	100	88.8	89	81.3	81	9	40-140/30
319-86-8	delta-BHC	100	96.0	96	86.6	87	10	40-140/30
58-89-9	gamma-BHC (Lindane)	100	85.1	85	78.5	79	8	40-140/30
60-57-1	Dieldrin	100	84.6	85	79.4	79	6	40-145/30
72-54-8	4,4'-DDD	100	94.3	94	89.5	90	5	40-140/30
72-55-9	4,4'-DDE	100	94.8	95	83.3	83	13	40-140/30
50-29-3	4,4'-DDT	100	90.5	91	85.9	86	5	40-140/30
72-20-8	Endrin	100	91.0	91	84.3	84	8	40-140/30
7421-93-4	Endrin aldehyde	100	96.9	97	93.4	93	4	40-140/30
959-98-8	Endosulfan-I	100	90.5	91	85.7	86	5	40-140/30
33213-65-9	Endosulfan-II	100	97.2	97	97.6	98	0	40-140/30
1031-07-8	Endosulfan sulfate	100	105	105	99.8	100	5	40-140/30
76-44-8	Heptachlor	100	84.4	84	76.0	76	10	40-140/30
1024-57-3	Heptachlor epoxide	100	86.0	86	84.4	84	2	40-140/30
72-43-5	Methoxychlor	100	86.6	87	87.7	88	1	40-140/30

CAS No.	Surrogate Recoveries	BSP	BSD	Limits
877-09-8	Tetrachloro-m-xylene	76%	68%	35-132%
877-09-8	Tetrachloro-m-xylene	77%	69%	35-132%
2051-24-3	Decachlorobiphenyl	88%	84%	35-132%
2051-24-3	Decachlorobiphenyl	97%	93%	35-132%

# Blank Spike/Blank Spike Duplicate Summary

**Job Number:** C17018  
**Account:** IRISECAO Iris Environmental  
**Project:** Romic Soil Investigation(Romic EPA) - 2081 Bay Road,East Palo Alto,CA

Sample	File ID	DF	Analyzed	By	Prep Date	Prep Batch	Analytical Batch
OP4243-BS	PP20196.D	1	07/20/11	RV	07/16/11	OP4243	GPP687
OP4243-BSD	PP20197.D	1	07/20/11	RV	07/16/11	OP4243	GPP687

The QC reported here applies to the following samples: Method: SW846 8082

C17018-1, C17018-7, C17018-8, C17018-9, C17018-16, C17018-24, C17018-29, C17018-33, C17018-34

CAS No.	Compound	Spike ug/kg	BSP ug/kg	BSP %	BSD ug/kg	BSD %	RPD	Limits Rec/RPD
12674-11-2	Aroclor 1016	400	340	85	320	80	6	40-145/30
11096-82-5	Aroclor 1260	400	406	102	405	101	0	40-145/30

CAS No.	Surrogate Recoveries	BSP	BSD	Limits
877-09-8	Tetrachloro-m-xylene	71%	66%	45-108%
877-09-8	Tetrachloro-m-xylene	65%	62%	45-108%
2051-24-3	Decachlorobiphenyl	107%	109%	54-121%
2051-24-3	Decachlorobiphenyl	92%	94%	54-121%

6.2.2

6

# Blank Spike/Blank Spike Duplicate Summary

**Job Number:** C17018  
**Account:** IRISECAO Iris Environmental  
**Project:** Romic Soil Investigation(Romic EPA) - 2081 Bay Road,East Palo Alto,CA

Sample	File ID	DF	Analyzed	By	Prep Date	Prep Batch	Analytical Batch
OP4263-BS	HH15312.D	1	07/21/11	JH	07/19/11	OP4263	GHH526
OP4263-BSD	HH15313.D	1	07/21/11	JH	07/19/11	OP4263	GHH526

The QC reported here applies to the following samples: Method: SW846 8015B M

C17018-1, C17018-2, C17018-3, C17018-7, C17018-9, C17018-16, C17018-24, C17018-29, C17018-33, C17018-34

CAS No.	Compound	Spike mg/kg	BSP mg/kg	BSP %	BSD mg/kg	BSD %	RPD	Limits Rec/RPD
	TPH (C10-C28)	100	73.4	73	68.8	69	6	45-140/30
	TPH (> C28-C40)	100	75.6	76	69.0	69	9	45-140/30

CAS No.	Surrogate Recoveries	BSP	BSD	Limits
630-01-3	Hexacosane	79%	74%	45-140%

6.2.3

6

# Blank Spike/Blank Spike Duplicate Summary

**Job Number:** C17018  
**Account:** IRISECAO Iris Environmental  
**Project:** Romic Soil Investigation(Romic EPA) - 2081 Bay Road, East Palo Alto, CA

Sample	File ID	DF	Analyzed	By	Prep Date	Prep Batch	Analytical Batch
OP4318-BS	GG27255.D	1	07/28/11	JH	07/27/11	OP4318	GGG731
OP4318-BSD	GG27256.D	1	07/29/11	JH	07/27/11	OP4318	GGG731

The QC reported here applies to the following samples:

Method: SW846 8015B M

C17018-8

CAS No.	Compound	Spike mg/kg	BSP mg/kg	BSP %	BSD mg/kg	BSD %	RPD	Limits Rec/RPD
	TPH (C10-C28)	100	53.3	53	56.8	57	6	45-140/30
	TPH (> C28-C40)	100	52.9	53	65.0	65	21	45-140/30

CAS No.	Surrogate Recoveries	BSP	BSD	Limits
630-01-3	Hexacosane	63%	83%	45-140%

# Matrix Spike/Matrix Spike Duplicate Summary

**Job Number:** C17018  
**Account:** IRISECAO Iris Environmental  
**Project:** Romic Soil Investigation(Romic EPA) - 2081 Bay Road,East Palo Alto,CA

Sample	File ID	DF	Analyzed	By	Prep Date	Prep Batch	Analytical Batch
OP4244-MS	OO22773.D	1	07/27/11	RV	07/16/11	OP4244	G00728
OP4244-MSD	OO22774.D	1	07/27/11	RV	07/16/11	OP4244	G00728
C17018-29	OO22772.D	1	07/27/11	RV	07/16/11	OP4244	G00728

The QC reported here applies to the following samples: Method: SW846 8081A

C17018-1, C17018-7, C17018-8, C17018-9, C17018-16, C17018-24, C17018-29, C17018-33, C17018-34

CAS No.	Compound	C17018-29 ug/kg	Spike Q	ug/kg	MS ug/kg	MS %	MSD ug/kg	MSD %	RPD	Limits Rec/RPD
309-00-2	Aldrin	ND	99		68.2	69	64.7	65	5	40-140/40
319-84-6	alpha-BHC	ND	99		77.2	78	73.6	74	5	40-140/40
319-85-7	beta-BHC	ND	99		85.9	87	83.6	84	3	40-140/40
319-86-8	delta-BHC	ND	99		95.0	96	92.9	94	2	40-140/40
58-89-9	gamma-BHC (Lindane)	ND	99		79.9	81	76.0	77	5	40-140/40
60-57-1	Dieldrin	ND	99		83.2	84	80.9	82	3	40-145/40
72-54-8	4,4'-DDD	ND	99		93.7	95	91.8	93	2	40-140/40
72-55-9	4,4'-DDE	ND	99		86.7	88	84.6	85	2	40-140/40
50-29-3	4,4'-DDT	ND	99		93.2	94	92.2	93	1	40-140/40
72-20-8	Endrin	ND	99		91.9	93	87.5	88	5	40-145/40
7421-93-4	Endrin aldehyde	ND	99		95.9	97	92.3	93	4	40-140/40
959-98-8	Endosulfan-I	ND	99		90.2	91	84.7	86	6	40-140/40
33213-65-9	Endosulfan-II	ND	99		97.4	98	98.2	99	1	40-140/40
1031-07-8	Endosulfan sulfate	ND	99		100	101	99.0	100	1	40-140/40
76-44-8	Heptachlor	ND	99		76.3	77	75.5	76	1	40-140/40
1024-57-3	Heptachlor epoxide	ND	99		83.3	84	81.7	83	2	40-140/40
72-43-5	Methoxychlor	ND	99		90.4	91	86.3	87	5	40-140/40

CAS No.	Surrogate Recoveries	MS	MSD	C17018-29	Limits
877-09-8	Tetrachloro-m-xylene	66%	63%	48%	35-132%
877-09-8	Tetrachloro-m-xylene	68%	66%	51%	35-132%
2051-24-3	Decachlorobiphenyl	85%	83%	63%	35-132%
2051-24-3	Decachlorobiphenyl	98%	97%	72%	35-132%

# Matrix Spike/Matrix Spike Duplicate Summary

**Job Number:** C17018  
**Account:** IRISECAO Iris Environmental  
**Project:** Romic Soil Investigation(Romic EPA) - 2081 Bay Road,East Palo Alto,CA

Sample	File ID	DF	Analyzed	By	Prep Date	Prep Batch	Analytical Batch
OP4243-MS	PP20171.D	1	07/19/11	RV	07/16/11	OP4243	GPP687
OP4243-MSD	PP20172.D	1	07/19/11	RV	07/16/11	OP4243	GPP687
C17018-29	PP20166.D	1	07/19/11	RV	07/16/11	OP4243	GPP687

The QC reported here applies to the following samples: Method: SW846 8082

C17018-1, C17018-7, C17018-8, C17018-9, C17018-16, C17018-24, C17018-29, C17018-33, C17018-34

CAS No.	Compound	C17018-29 ug/kg	Spike Q	ug/kg	MS ug/kg	MS %	MSD ug/kg	MSD %	RPD	Limits Rec/RPD
12674-11-2	Aroclor 1016	ND	396	286	72	326	82	13	40-145/40	
11096-82-5	Aroclor 1260	ND	396	336	85	366	92	9	40-145/40	

CAS No.	Surrogate Recoveries	MS	MSD	C17018-29	Limits
877-09-8	Tetrachloro-m-xylene	60%	59%	46%	45-108%
877-09-8	Tetrachloro-m-xylene	56%	55%	46%	45-108%
2051-24-3	Decachlorobiphenyl	96%	97%	85%	54-121%
2051-24-3	Decachlorobiphenyl	82%	85%	84%	54-121%

6.3.2  
6



# Matrix Spike/Matrix Spike Duplicate Summary

**Job Number:** C17018  
**Account:** IRISECAO Iris Environmental  
**Project:** Romic Soil Investigation(Romic EPA) - 2081 Bay Road,East Palo Alto,CA

Sample	File ID	DF	Analyzed	By	Prep Date	Prep Batch	Analytical Batch
OP4263-MS	HH15553.D	1	07/27/11	JH	07/19/11	OP4263	GHH531
OP4263-MSD	HH15554.D	1	07/27/11	JH	07/19/11	OP4263	GHH531
C17019-19	HH15342.D	1	07/22/11	JH	07/19/11	OP4263	GHH526

The QC reported here applies to the following samples:

Method: SW846 8015B M

C17018-1, C17018-2, C17018-3, C17018-7, C17018-9, C17018-16, C17018-24, C17018-29, C17018-33, C17018-34

CAS No.	Compound	C17019-19 mg/kg	Spike Q	mg/kg	MS mg/kg	MS %	MSD mg/kg	MSD %	RPD	Limits Rec/RPD
	TPH (C10-C28)	ND	98	64.6	66	56.6	58	13		45-140/30
	TPH (> C28-C40)	ND	98	63.3	65	54.8	56	14		45-140/30

CAS No.	Surrogate Recoveries	MS	MSD	C17019-19	Limits
630-01-3	Hexacosane	62%	46%	46%	45-140%

6.3.3

6

## Metals Analysis

---

## QC Data Summaries

---

Includes the following where applicable:

- Method Blank Summaries
- Matrix Spike and Duplicate Summaries
- Blank Spike and Lab Control Sample Summaries
- Serial Dilution Summaries

BLANK RESULTS SUMMARY  
Part 2 - Method Blanks

Login Number: C17018  
Account: IRISECAO - Iris Environmental  
Project: Romic Soil Investigation(Romic EPA) - 2081 Bay Road,East Palo Alto,CA

QC Batch ID: MP3725  
Matrix Type: SOLID

Methods: SW846 6010B  
Units: mg/kg

Prep Date: 07/17/11

Metal	RL	IDL	MDL	MB raw	final
Aluminum	20	1.3	2		
Antimony	2.0	.07	.087	0.050	<2.0
Arsenic	2.0	.07	.07	-0.040	<2.0
Barium	20	.04	.035	0.42	<20
Beryllium	1.0	.02	.012	-0.010	<1.0
Boron	10	.09	.2		
Cadmium	1.0	.02	.015	0.0	<1.0
Calcium	500	.71	7.6		
Chromium	1.0	.03	.054	0.13	<1.0
Cobalt	1.0	.02	.022	0.020	<1.0
Copper	2.5	.12	.19	0.41	<2.5
Iron	20	.64	1.6		
Lead	2.0	.07	.054	0.0	<2.0
Magnesium	500	2.7	1.5		
Manganese	1.5	.01	.054		
Molybdenum	2.0	.02	.024	0.020	<2.0
Nickel	1.0	.02	.024	0.050	<1.0
Potassium	1000	1.8	1.3		
Selenium	2.0	.18	.23	0.080	<2.0
Silicon		.12			
Silver	1.0	.03	.044	0.020	<1.0
Sodium	1000	1.5	4.8		
Strontium	1.0	.02	.017		
Thallium	2.0	.05	.073	0.010	<2.0
Tin	50	.02	.41		
Titanium	1.0	.04	.079		
Vanadium	1.0	.03	.025	0.040	<1.0
Zinc	2.0	.03	.098	0.35	<2.0

Associated samples MP3725: C17018-1, C17018-2, C17018-3, C17018-7, C17018-8, C17018-9, C17018-16

Results < IDL are shown as zero for calculation purposes  
(\* ) Outside of QC limits  
(anr) Analyte not requested

MATRIX SPIKE AND DUPLICATE RESULTS SUMMARY

Login Number: C17018  
 Account: IRISECAO - Iris Environmental  
 Project: Romic Soil Investigation(Romic EPA) - 2081 Bay Road,East Palo Alto,CA

QC Batch ID: MP3725  
 Matrix Type: SOLID

Methods: SW846 6010B  
 Units: mg/kg

Prep Date: 07/17/11

Metal	C16997-21 Original MS		SpikeLot MPIR4A	% Rec	QC Limits
Aluminum					
Antimony	0.36	9.0	46.7	18.5N(a)	75-125
Arsenic	12.0	50.6	46.7	82.6	75-125
Barium	133	182	46.7	104.9	75-125
Beryllium	0.50	41.3	46.7	87.3	75-125
Boron					
Cadmium	0.20	41.0	46.7	87.3	75-125
Calcium					
Chromium	39.7	82.0	46.7	90.5	75-125
Cobalt	10.5	51.3	46.7	87.3	75-125
Copper	29.1	69.9	46.7	87.3	75-125
Iron					
Lead	29.5	71.9	46.7	90.7	75-125
Magnesium					
Manganese					
Molybdenum	0.34	37.1	46.7	78.7	75-125
Nickel	35.6	81.9	46.7	99.1	75-125
Potassium					
Selenium	0.35	38.8	46.7	82.3	75-125
Silicon					
Silver	0.32	41.5	46.7	88.1	75-125
Sodium					
Strontium					
Thallium	0.0	40.5	46.7	86.7	75-125
Tin					
Titanium					
Vanadium	44.6	85.1	46.7	86.7	75-125
Zinc	54.9	97.9	46.7	92.0	75-125

Associated samples MP3725: C17018-1, C17018-2, C17018-3, C17018-7, C17018-8, C17018-9, C17018-16

Results < IDL are shown as zero for calculation purposes  
 (\*) Outside of QC limits  
 (N) Matrix Spike Rec. outside of QC limits  
 (anr) Analyte not requested  
 (a) Spike recovery indicates possible matrix interference.

7.1.2  
 7

MATRIX SPIKE AND DUPLICATE RESULTS SUMMARY

Login Number: C17018  
 Account: IRISECAO - Iris Environmental  
 Project: Romic Soil Investigation(Romic EPA) - 2081 Bay Road,East Palo Alto,CA

QC Batch ID: MP3725  
 Matrix Type: SOLID

Methods: SW846 6010B  
 Units: mg/kg

Prep Date: 07/17/11

Metal	C16997-21 Original MSD		SpikeLot MPIR4A	% Rec	MSD RPD	QC Limit
Aluminum						
Antimony	0.36	8.3	47.6	16.7N(a)	8.1	20
Arsenic	12.0	50.2	47.6	80.2	0.8	20
Barium	133	179	47.6	96.6	1.7	20
Beryllium	0.50	41.4	47.6	85.9	0.2	20
Boron						
Cadmium	0.20	40.9	47.6	85.5	0.2	20
Calcium						
Chromium	39.7	80.8	47.6	86.3	1.5	20
Cobalt	10.5	50.9	47.6	84.8	0.8	20
Copper	29.1	68.3	47.6	82.3	2.3	20
Iron						
Lead	29.5	68.3	47.6	81.5	5.1	20
Magnesium						
Manganese						
Molybdenum	0.34	37.0	47.6	77.0	0.3	20
Nickel	35.6	80.3	47.6	93.9	2.0	20
Potassium						
Selenium	0.35	39.0	47.6	81.2	0.5	20
Silicon						
Silver	0.32	41.7	47.6	86.9	0.5	20
Sodium						
Strontium						
Thallium	0.0	40.8	47.6	85.7	0.7	20
Tin						
Titanium						
Vanadium	44.6	84.5	47.6	83.8	0.7	20
Zinc	54.9	97.6	47.6	89.7	0.3	20

Associated samples MP3725: C17018-1, C17018-2, C17018-3, C17018-7, C17018-8, C17018-9, C17018-16

Results < IDL are shown as zero for calculation purposes  
 (\*) Outside of QC limits  
 (N) Matrix Spike Rec. outside of QC limits  
 (anr) Analyte not requested  
 (a) Spike recovery indicates possible matrix interference.

7.1.2  
 7

SPIKE BLANK AND LAB CONTROL SAMPLE SUMMARY

Login Number: C17018  
 Account: IRISECAO - Iris Environmental  
 Project: Romic Soil Investigation(Romic EPA) - 2081 Bay Road,East Palo Alto,CA

QC Batch ID: MP3725  
 Matrix Type: SOLID

Methods: SW846 6010B  
 Units: mg/kg

Prep Date: 07/17/11

Metal	BSP Result	Spikelot MPIR4A	% Rec	QC Limits
Aluminum				
Antimony	41.7	50	83.4	80-120
Arsenic	41.7	50	83.4	80-120
Barium	41.6	50	83.2	80-120
Beryllium	40.6	50	81.2	80-120
Boron				
Cadmium	41.4	50	82.8	80-120
Calcium				
Chromium	43.5	50	87.0	80-120
Cobalt	42.6	50	85.2	80-120
Copper	40.6	50	81.2	80-120
Iron				
Lead	41.8	50	83.6	80-120
Magnesium				
Manganese				
Molybdenum	42.4	50	84.8	80-120
Nickel	41.4	50	82.8	80-120
Potassium				
Selenium	40.7	50	81.4	80-120
Silicon				
Silver	41.5	50	83.0	80-120
Sodium				
Strontium				
Thallium	42.7	50	85.4	80-120
Tin				
Titanium				
Vanadium	40.9	50	81.8	80-120
Zinc	43.8	50	87.6	80-120

Associated samples MP3725: C17018-1, C17018-2, C17018-3, C17018-7, C17018-8, C17018-9, C17018-16

Results < IDL are shown as zero for calculation purposes  
 (\*) Outside of QC limits  
 (anr) Analyte not requested

SERIAL DILUTION RESULTS SUMMARY

Login Number: C17018  
 Account: IRISECAO - Iris Environmental  
 Project: Romic Soil Investigation(Romic EPA) - 2081 Bay Road,East Palo Alto,CA

QC Batch ID: MP3725  
 Matrix Type: SOLID

Methods: SW846 6010B  
 Units: ug/l

Prep Date: 07/17/11

Metal	C16997-21 Original SDL 1:5		%DIF	QC Limits
Aluminum				
Antimony	3.80	0.00	100.0(a)	0-10
Arsenic	126	135	7.2	0-10
Barium	1400	1560	11.6*(b)	0-10
Beryllium	5.30	5.60	5.7	0-10
Boron				
Cadmium	2.10	1.80	14.3 (a)	0-10
Calcium				
Chromium	417	466	11.7*(b)	0-10
Cobalt	111	118	7.0	0-10
Copper	306	334	9.0	0-10
Iron				
Lead	310	309	0.3	0-10
Magnesium				
Manganese				
Molybdenum	3.60	4.00	11.1 (a)	0-10
Nickel	374	368	1.6	0-10
Potassium				
Selenium	3.70	0.00	100.0(a)	0-10
Silicon				
Silver	3.40	9.30	173.5(a)	0-10
Sodium				
Strontium				
Thallium	0.00	0.00	NC	0-10
Tin				
Titanium				
Vanadium	468	520	11.1*(b)	0-10
Zinc	577	603	4.6	0-10

Associated samples MP3725: C17018-1, C17018-2, C17018-3, C17018-7, C17018-8, C17018-9, C17018-16

Results < IDL are shown as zero for calculation purposes

(\*) Outside of QC limits

(anr) Analyte not requested

(a) Percent difference acceptable due to low initial sample concentration (< 50 times IDL).

(b) Serial dilution indicates possible matrix interference.

BLANK RESULTS SUMMARY  
Part 2 - Method Blanks

Login Number: C17018  
Account: IRISECAO - Iris Environmental  
Project: Romic Soil Investigation(Romic EPA) - 2081 Bay Road,East Palo Alto,CA

QC Batch ID: MP3726  
Matrix Type: SOLID

Methods: SW846 6010B  
Units: mg/kg

Prep Date: 07/17/11

Metal	RL	IDL	MDL	MB raw	final
Aluminum	20	1.3	2		
Antimony	2.0	.07	.087	0.060	<2.0
Arsenic	2.0	.07	.07	0.010	<2.0
Barium	20	.04	.035	0.34	<20
Beryllium	1.0	.02	.012	0.0	<1.0
Boron	10	.09	.2		
Cadmium	1.0	.02	.015	0.0	<1.0
Calcium	500	.71	7.6		
Chromium	1.0	.03	.054	0.090	<1.0
Cobalt	1.0	.02	.022	0.020	<1.0
Copper	2.5	.12	.19	0.46	<2.5
Iron	20	.64	1.6		
Lead	2.0	.07	.054	0.040	<2.0
Magnesium	500	2.7	1.5		
Manganese	1.5	.01	.054		
Molybdenum	2.0	.02	.024	0.030	<2.0
Nickel	1.0	.02	.024	0.040	<1.0
Potassium	1000	1.8	1.3		
Selenium	2.0	.18	.23	-0.030	<2.0
Silicon		.12			
Silver	1.0	.03	.044	0.020	<1.0
Sodium	1000	1.5	4.8		
Strontium	1.0	.02	.017		
Thallium	2.0	.05	.073	0.0	<2.0
Tin	50	.02	.41		
Titanium	1.0	.04	.079		
Vanadium	1.0	.03	.025	0.020	<1.0
Zinc	2.0	.03	.098	0.12	<2.0

Associated samples MP3726: C17018-24, C17018-29, C17018-33, C17018-34

Results < IDL are shown as zero for calculation purposes  
(\* ) Outside of QC limits  
(anr) Analyte not requested

7.2.1  
7



MATRIX SPIKE AND DUPLICATE RESULTS SUMMARY

Login Number: C17018  
 Account: IRISECAO - Iris Environmental  
 Project: Romic Soil Investigation(Romic EPA) - 2081 Bay Road,East Palo Alto,CA

QC Batch ID: MP3726  
 Matrix Type: SOLID

Methods: SW846 6010B  
 Units: mg/kg

Prep Date: 07/17/11

Metal	C16998-1 Original MS		SpikeLot MPIR4A	% Rec	QC Limits
Aluminum					
Antimony	0.77	11.5	45	23.8N(a)	75-125
Arsenic	8.4	45.6	45	82.6	75-125
Barium	146	171	45	55.5N(a)	75-125
Beryllium	0.65	40.2	45	87.8	75-125
Boron					
Cadmium	0.17	38.6	45	85.3	75-125
Calcium					
Chromium	43.7	83.9	45	89.2	75-125
Cobalt	11.5	50.5	45	86.6	75-125
Copper	48.0	81.5	45	74.4N(a)	75-125
Iron					
Lead	65.5	103	45	83.3	75-125
Magnesium					
Manganese					
Molybdenum	0.51	36.7	45	80.3	75-125
Nickel	45.5	84.4	45	86.4	75-125
Potassium					
Selenium	0.0	37.7	45	83.7	75-125
Silicon					
Silver	0.0	40.4	45	89.7	75-125
Sodium					
Strontium					
Thallium	0.0	38.2	45	84.8	75-125
Tin					
Titanium					
Vanadium	52.5	90.2	45	83.7	75-125
Zinc	66.7	102	45	78.4	75-125

Associated samples MP3726: C17018-24, C17018-29, C17018-33, C17018-34

Results < IDL are shown as zero for calculation purposes  
 (\*) Outside of QC limits  
 (N) Matrix Spike Rec. outside of QC limits  
 (anr) Analyte not requested  
 (a) Spike recovery indicates possible matrix interference.

7.2.2  
 7

MATRIX SPIKE AND DUPLICATE RESULTS SUMMARY

Login Number: C17018  
 Account: IRISECAO - Iris Environmental  
 Project: Romco Soil Investigation(Romco EPA) - 2081 Bay Road,East Palo Alto,CA

QC Batch ID: MP3726  
 Matrix Type: SOLID

Methods: SW846 6010B  
 Units: mg/kg

Prep Date: 07/17/11

Metal	C16998-1 Original	MSD	SpikeLot MPIR4A	% Rec	MSD RPD	QC Limit
Aluminum						
Antimony	0.77	11.7	45.5	24.0N(a)	1.7	20
Arsenic	8.4	47.0	45.5	84.9	3.0	20
Barium	146	191	45.5	99.0	11.0	20
Beryllium	0.65	40.7	45.5	88.1	1.2	20
Boron						
Cadmium	0.17	39.1	45.5	85.6	1.3	20
Calcium						
Chromium	43.7	85.5	45.5	92.0	1.9	20
Cobalt	11.5	51.8	45.5	88.7	2.5	20
Copper	48.0	89.2	45.5	90.6	9.0	20
Iron						
Lead	65.5	125	45.5	130.9N(a)	19.3	20
Magnesium						
Manganese						
Molybdenum	0.51	37.1	45.5	80.5	1.1	20
Nickel	45.5	87.7	45.5	92.8	3.8	20
Potassium						
Selenium	0.0	38.1	45.5	83.8	1.1	20
Silicon						
Silver	0.0	40.7	45.5	89.5	0.7	20
Sodium						
Strontium						
Thallium	0.0	38.7	45.5	85.1	1.3	20
Tin						
Titanium						
Vanadium	52.5	91.5	45.5	85.8	1.4	20
Zinc	66.7	114	45.5	104.1	11.1	20

Associated samples MP3726: C17018-24, C17018-29, C17018-33, C17018-34

Results < IDL are shown as zero for calculation purposes  
 (\*) Outside of QC limits  
 (N) Matrix Spike Rec. outside of QC limits  
 (anr) Analyte not requested  
 (a) Spike recovery indicates possible matrix interference.

7.2.2  
 7

SPIKE BLANK AND LAB CONTROL SAMPLE SUMMARY

Login Number: C17018  
 Account: IRISECAO - Iris Environmental  
 Project: Romic Soil Investigation(Romic EPA) - 2081 Bay Road,East Palo Alto,CA

QC Batch ID: MP3726  
 Matrix Type: SOLID

Methods: SW846 6010B  
 Units: mg/kg

Prep Date: 07/17/11

Metal	BSP Result	Spikelot MPIR4A	% Rec	QC Limits
Aluminum				
Antimony	46.8	50	93.6	80-120
Arsenic	46.3	50	92.6	80-120
Barium	47.3	50	94.6	80-120
Beryllium	45.9	50	91.8	80-120
Boron				
Cadmium	45.6	50	91.2	80-120
Calcium				
Chromium	50.3	50	100.6	80-120
Cobalt	49.1	50	98.2	80-120
Copper	45.3	50	90.6	80-120
Iron				
Lead	45.8	50	91.6	80-120
Magnesium				
Manganese				
Molybdenum	47.8	50	95.6	80-120
Nickel	45.7	50	91.4	80-120
Potassium				
Selenium	46.1	50	92.2	80-120
Silicon				
Silver	47.4	50	94.8	80-120
Sodium				
Strontium				
Thallium	46.8	50	93.6	80-120
Tin				
Titanium				
Vanadium	47.4	50	94.8	80-120
Zinc	50.5	50	101.0	80-120

Associated samples MP3726: C17018-24, C17018-29, C17018-33, C17018-34

Results < IDL are shown as zero for calculation purposes  
 (\*) Outside of QC limits  
 (anr) Analyte not requested

7.2.3  
7

SERIAL DILUTION RESULTS SUMMARY

Login Number: C17018  
 Account: IRISECAO - Iris Environmental  
 Project: Romic Soil Investigation(Romic EPA) - 2081 Bay Road,East Palo Alto,CA

QC Batch ID: MP3726  
 Matrix Type: SOLID

Methods: SW846 6010B  
 Units: ug/l

Prep Date: 07/17/11

Metal	C16998-1 Original	SDL 1:5	%DIF	QC Limits
Aluminum				
Antimony	8.50	5.30	37.6 (a)	0-10
Arsenic	93.5	104	10.8*(b)	0-10
Barium	1630	1830	12.8*(b)	0-10
Beryllium	7.20	7.60	5.6	0-10
Boron				
Cadmium	1.90	2.30	21.1 (a)	0-10
Calcium				
Chromium	486	548	12.9*(b)	0-10
Cobalt	128	142	10.9*(b)	0-10
Copper	533	583	9.2	0-10
Iron				
Lead	727	718	1.3	0-10
Magnesium				
Manganese				
Molybdenum	5.70	5.60	1.8	0-10
Nickel	505	499	1.2	0-10
Potassium				
Selenium	0.00	0.00	NC	0-10
Silicon				
Silver	0.00	0.00	NC	0-10
Sodium				
Strontium				
Thallium	0.00	0.00	NC	0-10
Tin				
Titanium				
Vanadium	583	658	13.0*(b)	0-10
Zinc	740	797	7.7	0-10

Associated samples MP3726: C17018-24, C17018-29, C17018-33, C17018-34

Results < IDL are shown as zero for calculation purposes

(\*) Outside of QC limits

(anr) Analyte not requested

(a) Percent difference acceptable due to low initial sample concentration (< 50 times IDL).

(b) Serial dilution indicates possible matrix interference.

7.2.4  
 7

BLANK RESULTS SUMMARY  
Part 2 - Method Blanks

Login Number: C17018  
Account: IRISECAO - Iris Environmental  
Project: Romic Soil Investigation(Romic EPA) - 2081 Bay Road,East Palo Alto,CA

QC Batch ID: MP3736  
Matrix Type: SOLID

Methods: SW846 7471A  
Units: mg/kg

Prep Date: 07/18/11

Metal	RL	IDL	MDL	MB raw	final
Mercury	0.042	.0017	.0043	-0.0038	<0.042

Associated samples MP3736: C17018-1, C17018-7, C17018-8, C17018-9, C17018-16, C17018-24, C17018-29, C17018-33, C17018-34

Results < IDL are shown as zero for calculation purposes  
(\* ) Outside of QC limits  
(anr) Analyte not requested

7.3.1  
7

MATRIX SPIKE AND DUPLICATE RESULTS SUMMARY

Login Number: C17018  
 Account: IRISECAO - Iris Environmental  
 Project: Romic Soil Investigation(Romic EPA) - 2081 Bay Road,East Palo Alto,CA

QC Batch ID: MP3736  
 Matrix Type: SOLID

Methods: SW846 7471A  
 Units: mg/kg

Prep Date: 07/18/11

Metal	C17018-7 Original MS	Spike lot	HGPWS1	% Rec	QC Limits
Mercury	0.14	0.43	0.303	95.7	75-125

Associated samples MP3736: C17018-1, C17018-7, C17018-8, C17018-9, C17018-16, C17018-24, C17018-29, C17018-33, C17018-34

Results < IDL are shown as zero for calculation purposes  
 (\*) Outside of QC limits  
 (N) Matrix Spike Rec. outside of QC limits  
 (anr) Analyte not requested

7.3.2  
7

MATRIX SPIKE AND DUPLICATE RESULTS SUMMARY

Login Number: C17018  
 Account: IRISECAO - Iris Environmental  
 Project: Romic Soil Investigation(Romic EPA) - 2081 Bay Road,East Palo Alto,CA

QC Batch ID: MP3736 Methods: SW846 7471A  
 Matrix Type: SOLID Units: mg/kg

Prep Date: 07/18/11

Metal	C17018-7 Original MSD	SpikeLot HGPWS1	% Rec	MSD RPD	QC Limit	
Mercury	0.14	0.42	0.294	95.2	2.4	20

Associated samples MP3736: C17018-1, C17018-7, C17018-8, C17018-9, C17018-16, C17018-24, C17018-29, C17018-33, C17018-34

Results < IDL are shown as zero for calculation purposes  
 (\*) Outside of QC limits  
 (N) Matrix Spike Rec. outside of QC limits  
 (anr) Analyte not requested

7.3.2  
7

SPIKE BLANK AND LAB CONTROL SAMPLE SUMMARY

Login Number: C17018  
 Account: IRISECAO - Iris Environmental  
 Project: Romic Soil Investigation(Romic EPA) - 2081 Bay Road,East Palo Alto,CA

QC Batch ID: MP3736  
 Matrix Type: SOLID

Methods: SW846 7471A  
 Units: mg/kg

Prep Date: 07/18/11

Metal	BSP Result	Spikelot HGPWS1	% Rec	QC Limits
Mercury	0.15	0.167	90.0	80-120

Associated samples MP3736: C17018-1, C17018-7, C17018-8, C17018-9, C17018-16, C17018-24, C17018-29, C17018-33, C17018-34

Results < IDL are shown as zero for calculation purposes

(\*) Outside of QC limits  
 (anr) Analyte not requested

7.3.3  
7



Misc. Forms

---

Custody Documents and Other Forms

(Accutest Laboratories Southeast, Inc.)

---

Includes the following where applicable:

- Chain of Custody





Accutest ID and PO#: C17018  
 Phone: (408)588-0200 Fax: (408)588-0201  
 2105 Lundy Avenue, San Jose, CA 95131

### Subcontract Chain of Custody

Subcontract Lab: Accutest Laboratories Southeast  
 Date Sent: 07/19/11  
 Date Due: 07/22/11

Project Name: IRISECA03779  
 Project Location:

Accutest Lab Number	Customer Sample Name/Field Point ID	Matrix	Method	Collect Date	Collect Time
C17018-1		SO	V8260STD	07/14/11	
C17018-2		SO	V8260STD	07/14/11	
C17018-3		SO	V8260STD	07/14/11	
C17018-4		SO	V8260STD	07/14/11	
C17018-5		SO	V8260STD	07/14/11	
C17018-6		SO	V8260STD	07/14/11	
C17018-7		SO	V8260STD	07/14/11	
C17018-8		SO	V8260STD	07/14/11	
C17018-9		SO	V8260STD	07/14/11	
C17018-10		SO	V8260STD	07/14/11	
C17018-11		SO	V8260STD	07/14/11	
C17018-12		SO	V8260STD	07/14/11	
C17018-13		SO	V8260STD	07/14/11	
C17018-14		SO	V8260STD	07/14/11	
C17018-15		SO	V8260STD	07/14/11	
C17018-16		SO	V8260STD	07/14/11	
C17018-17		SO	V8260STD	07/14/11	
C17018-18		SO	V8260STD	07/14/11	
C17018-19		SO	V8260STD	07/14/11	
C17018-20		SO	V8260STD	07/14/11	
C17018-21		SO	V8260STD	07/14/11	
C17018-22		SO	V8260STD	07/14/11	
C17018-23		SO	V8260STD	07/14/11	
C17018-24		SO	V8260STD	07/14/11	

Page 1

C17018: Chain of Custody  
 Page 1 of 3  
 Accutest Laboratories Southeast, Inc.

Send the Report to: dianet@accutest.com



Accutest ID and PO#: C17018  
 Phone: (408)588-0200 Fax: (408)588-0201  
 2105 Lundy Avenue, San Jose, CA 95131

### Subcontract Chain of Custody

Subcontract Lab: Accutest Laboratories Southeast  
 Date Sent: 07/19/11  
 Date Due: 07/27/11

C17018-25	SO	V8260STD	07/14/11
C17018-26	SO	V8260STD	07/14/11
C17018-27	SO	V8260STD	07/14/11
C17018-28	SO	V8260STD	07/14/11
C17018-29	SO	V8260STD	07/14/11
C17018-30	SO	V8260STD	07/14/11
C17018-31	SO	V8260STD	07/14/11
C17018-32	SO	V8260STD	07/14/11
C17018-33	SO	V8260STD	07/14/11
C17018-34	SO	V8260STD	07/14/11
C17018-35	SO	V8260STD	07/14/11
C17018-36	SO	V8260STD	07/14/11

Comments: 5035 (DIH2O/MeOH) Pre-Weighed Kits.  
 Tare Weight is labeled on each vial.

Relinquished By: <i>E. King</i>	Received By: FedEx	Date: 07/19/11	Time: 17:30
Relinquished By: FedEx	Received By: <i>J. Come</i>	Date: <i>7-20-11</i>	Time: <i>09:00</i>

10

Send the Report to: dianet@accutest.com

**ACCUTEST LABORATORIES SAMPLE RECEIPT CONFIRMATION**

ACCUTEST'S JOB NUMBER: C 17018 CLIENT: ALAC PROJECT: 1A1SECA 03779  
 DATE/TIME RECEIVED: 7-20-11 09:00 (MM/DD/YY 24:00) NUMBER OF COOLERS RECEIVED: 1  
 METHOD OF DELIVERY: FEDEX UPS ACCUTEST COURIER GREYHOUND DELIVERY OTHER  
 AIRBILL NUMBERS: 7949 9005 5701

**COOLER INFORMATION**

- CUSTODY SEAL NOT PRESENT OR NOT INTACT
- CHAIN OF CUSTODY NOT RECEIVED (COC)
- ANALYSIS REQUESTED IS UNCLEAR OR MISSING
- SAMPLE DATES OR TIMES UNCLEAR OR MISSING
- TEMPERATURE CRITERIA NOT MET
- WET ICE PRESENT

**TRIP BLANK INFORMATION**

- TRIP BLANK PROVIDED
- TRIP BLANK NOT PROVIDED
- TRIP BLANK NOT ON COC
- TRIP BLANK INTACT
- TRIP BLANK NOT INTACT
- RECEIVED WATER TRIP BLANK
- RECEIVED SOIL TRIP BLANK

**MISC. INFORMATION**

NUMBER OF ENCORES? 25-GRAM        5-GRAM         
 NUMBER OF 5035 FIELD KITS?         
 NUMBER OF LAB FILTERED METALS?       

**TEMPERATURE INFORMATION**

- IR THERM ID 1 CORR. FACTOR +0.4
- OBSERVED TEMPS: 0.6
- CORRECTED TEMPS: 1.0

**SAMPLE INFORMATION**

- SAMPLE LABELS PRESENT ON ALL BOTTLES
- INCORRECT NUMBER OF CONTAINERS USED
- SAMPLE RECEIVED IMPROPERLY PRESERVED
- INSUFFICIENT VOLUME FOR ANALYSIS
- DATES/TIMES ON COC DO NOT MATCH SAMPLE LABEL
- ID'S ON COC DO NOT MATCH LABEL
- VOC VIALS HAVE HEADSPACE (MACRO BUBBLES)
- BOTTLES RECEIVED BUT ANALYSIS NOT REQUESTED
- NO BOTTLES RECEIVED FOR ANALYSIS REQUESTED
- UNCLEAR FILTERING OR COMPOSITING INSTRUCTIONS
- SAMPLE CONTAINER(S) RECEIVED BROKEN
- % SOLIDS JAR NOT RECEIVED
- 5035 FIELD KIT FROZEN WITHIN 48 HOUR'S
- RESIDUAL CHLORINE PRESENT

(APPLICABLE TO EPA 600 SERIES OR NORTH CAROLINA ORGANICS)

SUMMARY OF COMMENTS: NO SOLIDS JARS RECEIVED FOR ALL SAMPLES

TECHNICIAN SIGNATURE/DATE [Signature] 7-20-11 REVIEWER SIGNATURE/DATE [Signature] 07/20/11

NF 12/10

receipt confirmation 122910.xls

8.1  
8

## GC/MS Volatiles

---

### QC Data Summaries

(Accutest Laboratories Southeast, Inc.)

---

Includes the following where applicable:

- Method Blank Summaries
- Blank Spike Summaries
- Matrix Spike and Duplicate Summaries

## Method Blank Summary

**Job Number:** C17018

**Account:** ALNCA Accutest Northern California, Inc.

**Project:** IRISECAO: Romic Soil Investigation(Romic EPA) - 2081 Bay Road,East Palo Alto,CA

Sample	File ID	DF	Analyzed	By	Prep Date	Prep Batch	Analytical Batch
VG2754-MB	G0073757.D	1	07/21/11	MM	n/a	n/a	VG2754

The QC reported here applies to the following samples:

Method: SW846 8260B

C17018-1, C17018-2, C17018-3, C17018-4, C17018-5, C17018-6, C17018-7, C17018-9, C17018-10

CAS No.	Compound	Result	RL	MDL	Units	Q
67-64-1	Acetone	ND	50	20	ug/kg	
71-43-2	Benzene	ND	5.0	1.5	ug/kg	
108-86-1	Bromobenzene	ND	5.0	1.4	ug/kg	
74-97-5	Bromochloromethane	ND	5.0	1.4	ug/kg	
75-27-4	Bromodichloromethane	ND	5.0	1.1	ug/kg	
75-25-2	Bromoform	ND	5.0	1.5	ug/kg	
104-51-8	n-Butylbenzene	ND	5.0	1.3	ug/kg	
135-98-8	sec-Butylbenzene	ND	5.0	1.6	ug/kg	
98-06-6	tert-Butylbenzene	ND	5.0	1.2	ug/kg	
108-90-7	Chlorobenzene	ND	5.0	1.0	ug/kg	
75-00-3	Chloroethane	ND	5.0	2.0	ug/kg	
67-66-3	Chloroform	ND	5.0	1.2	ug/kg	
95-49-8	o-Chlorotoluene	ND	5.0	1.2	ug/kg	
106-43-4	p-Chlorotoluene	ND	5.0	1.2	ug/kg	
56-23-5	Carbon tetrachloride	ND	5.0	1.8	ug/kg	
75-34-3	1,1-Dichloroethane	ND	5.0	1.1	ug/kg	
75-35-4	1,1-Dichloroethylene	ND	5.0	1.4	ug/kg	
563-58-6	1,1-Dichloropropene	ND	5.0	1.3	ug/kg	
96-12-8	1,2-Dibromo-3-chloropropane	ND	5.0	2.3	ug/kg	
106-93-4	1,2-Dibromoethane	ND	5.0	1.0	ug/kg	
107-06-2	1,2-Dichloroethane	ND	5.0	1.0	ug/kg	
78-87-5	1,2-Dichloropropane	ND	5.0	1.2	ug/kg	
142-28-9	1,3-Dichloropropane	ND	5.0	1.0	ug/kg	
108-20-3	Di-Isopropyl ether	ND	5.0	1.0	ug/kg	
594-20-7	2,2-Dichloropropane	ND	5.0	1.4	ug/kg	
124-48-1	Dibromochloromethane	ND	5.0	1.0	ug/kg	
75-71-8	Dichlorodifluoromethane	ND	5.0	1.5	ug/kg	
156-59-2	cis-1,2-Dichloroethylene	ND	5.0	1.5	ug/kg	
10061-01-5	cis-1,3-Dichloropropene	ND	5.0	1.0	ug/kg	
541-73-1	m-Dichlorobenzene	ND	5.0	1.2	ug/kg	
95-50-1	o-Dichlorobenzene	ND	5.0	1.1	ug/kg	
106-46-7	p-Dichlorobenzene	ND	5.0	1.1	ug/kg	
156-60-5	trans-1,2-Dichloroethylene	ND	5.0	1.5	ug/kg	
10061-02-6	trans-1,3-Dichloropropene	ND	5.0	1.1	ug/kg	
100-41-4	Ethylbenzene	ND	5.0	1.0	ug/kg	
637-92-3	Ethyl tert-Butyl Ether	ND	5.0	1.3	ug/kg	

## Method Blank Summary

**Job Number:** C17018

**Account:** ALNCA Accutest Northern California, Inc.

**Project:** IRISECAO: Romic Soil Investigation(Romic EPA) - 2081 Bay Road,East Palo Alto,CA

Sample	File ID	DF	Analyzed	By	Prep Date	Prep Batch	Analytical Batch
VG2754-MB	G0073757.D	1	07/21/11	MM	n/a	n/a	VG2754

The QC reported here applies to the following samples:

Method: SW846 8260B

C17018-1, C17018-2, C17018-3, C17018-4, C17018-5, C17018-6, C17018-7, C17018-9, C17018-10

CAS No.	Compound	Result	RL	MDL	Units	Q
591-78-6	2-Hexanone	ND	25	5.4	ug/kg	
87-68-3	Hexachlorobutadiene	ND	5.0	2.0	ug/kg	
98-82-8	Isopropylbenzene	ND	5.0	1.1	ug/kg	
99-87-6	p-Isopropyltoluene	ND	5.0	1.2	ug/kg	
108-10-1	4-Methyl-2-pentanone	ND	25	5.5	ug/kg	
74-83-9	Methyl bromide <sup>a</sup>	ND	5.0	2.0	ug/kg	
74-87-3	Methyl chloride	ND	5.0	2.0	ug/kg	
74-95-3	Methylene bromide	ND	5.0	1.5	ug/kg	
75-09-2	Methylene chloride	ND	10	4.6	ug/kg	
78-93-3	Methyl ethyl ketone	ND	25	6.1	ug/kg	
1634-04-4	Methyl Tert Butyl Ether	ND	5.0	2.0	ug/kg	
91-20-3	Naphthalene	ND	5.0	2.0	ug/kg	
103-65-1	n-Propylbenzene	ND	5.0	1.4	ug/kg	
100-42-5	Styrene	ND	5.0	2.6	ug/kg	
994-05-8	Tert-Amyl Methyl Ether	ND	5.0	1.3	ug/kg	
75-65-0	Tert Butyl Alcohol	ND	50	20	ug/kg	
630-20-6	1,1,1,2-Tetrachloroethane	ND	5.0	1.0	ug/kg	
71-55-6	1,1,1-Trichloroethane	ND	5.0	1.1	ug/kg	
79-34-5	1,1,2,2-Tetrachloroethane	ND	5.0	1.2	ug/kg	
79-00-5	1,1,2-Trichloroethane	ND	5.0	1.1	ug/kg	
87-61-6	1,2,3-Trichlorobenzene	ND	5.0	1.0	ug/kg	
96-18-4	1,2,3-Trichloropropane	ND	5.0	1.7	ug/kg	
120-82-1	1,2,4-Trichlorobenzene	ND	5.0	1.2	ug/kg	
95-63-6	1,2,4-Trimethylbenzene	ND	5.0	1.1	ug/kg	
108-67-8	1,3,5-Trimethylbenzene	ND	5.0	1.3	ug/kg	
127-18-4	Tetrachloroethylene	ND	5.0	1.0	ug/kg	
108-88-3	Toluene	ND	5.0	1.2	ug/kg	
79-01-6	Trichloroethylene	ND	5.0	1.2	ug/kg	
75-69-4	Trichlorofluoromethane	ND	5.0	2.0	ug/kg	
75-01-4	Vinyl chloride	ND	5.0	1.5	ug/kg	
1330-20-7	Xylene (total)	ND	15	3.2	ug/kg	

CAS No.	Surrogate Recoveries	Limits
1868-53-7	Dibromofluoromethane	103% 80-121%

## Method Blank Summary

**Job Number:** C17018  
**Account:** ALNCA Accutest Northern California, Inc.  
**Project:** IRISECAO: Romic Soil Investigation(Romic EPA) - 2081 Bay Road,East Palo Alto,CA

Sample	File ID	DF	Analyzed	By	Prep Date	Prep Batch	Analytical Batch
VG2754-MB	G0073757.D	1	07/21/11	MM	n/a	n/a	VG2754

**The QC reported here applies to the following samples:** **Method:** SW846 8260B

C17018-1, C17018-2, C17018-3, C17018-4, C17018-5, C17018-6, C17018-7, C17018-9, C17018-10

CAS No.	Surrogate Recoveries		Limits
2037-26-5	Toluene-D8	91%	71-130%
460-00-4	4-Bromofluorobenzene	97%	59-148%
17060-07-0	1,2-Dichloroethane-D4	101%	77-123%

(a) Initial calibration not valid for this compound.



## Method Blank Summary

**Job Number:** C17018

**Account:** ALNCA Accutest Northern California, Inc.

**Project:** IRISECAO: Romic Soil Investigation(Romic EPA) - 2081 Bay Road,East Palo Alto,CA

Sample	File ID	DF	Analyzed	By	Prep Date	Prep Batch	Analytical Batch
VG2755-MB	G0073787.D	1	07/22/11	MM	n/a	n/a	VG2755

The QC reported here applies to the following samples:

Method: SW846 8260B

C17018-8, C17018-10, C17018-11

CAS No.	Compound	Result	RL	MDL	Units	Q
67-64-1	Acetone	ND	50	20	ug/kg	
71-43-2	Benzene	ND	5.0	1.5	ug/kg	
108-86-1	Bromobenzene	ND	5.0	1.4	ug/kg	
74-97-5	Bromochloromethane	ND	5.0	1.4	ug/kg	
75-27-4	Bromodichloromethane	ND	5.0	1.1	ug/kg	
75-25-2	Bromoform	ND	5.0	1.5	ug/kg	
104-51-8	n-Butylbenzene	ND	5.0	1.3	ug/kg	
135-98-8	sec-Butylbenzene	ND	5.0	1.6	ug/kg	
98-06-6	tert-Butylbenzene	ND	5.0	1.2	ug/kg	
108-90-7	Chlorobenzene	ND	5.0	1.0	ug/kg	
75-00-3	Chloroethane	ND	5.0	2.0	ug/kg	
67-66-3	Chloroform	ND	5.0	1.2	ug/kg	
95-49-8	o-Chlorotoluene	ND	5.0	1.2	ug/kg	
106-43-4	p-Chlorotoluene	ND	5.0	1.2	ug/kg	
56-23-5	Carbon tetrachloride	ND	5.0	1.8	ug/kg	
75-34-3	1,1-Dichloroethane	ND	5.0	1.1	ug/kg	
75-35-4	1,1-Dichloroethylene	ND	5.0	1.4	ug/kg	
563-58-6	1,1-Dichloropropene	ND	5.0	1.3	ug/kg	
96-12-8	1,2-Dibromo-3-chloropropane	ND	5.0	2.3	ug/kg	
106-93-4	1,2-Dibromoethane	ND	5.0	1.0	ug/kg	
107-06-2	1,2-Dichloroethane	ND	5.0	1.0	ug/kg	
78-87-5	1,2-Dichloropropane	ND	5.0	1.2	ug/kg	
142-28-9	1,3-Dichloropropane	ND	5.0	1.0	ug/kg	
108-20-3	Di-Isopropyl ether	ND	5.0	1.0	ug/kg	
594-20-7	2,2-Dichloropropane	ND	5.0	1.4	ug/kg	
124-48-1	Dibromochloromethane	ND	5.0	1.0	ug/kg	
75-71-8	Dichlorodifluoromethane	ND	5.0	1.5	ug/kg	
156-59-2	cis-1,2-Dichloroethylene	ND	5.0	1.5	ug/kg	
10061-01-5	cis-1,3-Dichloropropene	ND	5.0	1.0	ug/kg	
541-73-1	m-Dichlorobenzene	ND	5.0	1.2	ug/kg	
95-50-1	o-Dichlorobenzene	ND	5.0	1.1	ug/kg	
106-46-7	p-Dichlorobenzene	ND	5.0	1.1	ug/kg	
156-60-5	trans-1,2-Dichloroethylene	ND	5.0	1.5	ug/kg	
10061-02-6	trans-1,3-Dichloropropene	ND	5.0	1.1	ug/kg	
100-41-4	Ethylbenzene	ND	5.0	1.0	ug/kg	
637-92-3	Ethyl tert-Butyl Ether	ND	5.0	1.3	ug/kg	

## Method Blank Summary

**Job Number:** C17018

**Account:** ALNCA Accutest Northern California, Inc.

**Project:** IRISECAO: Romic Soil Investigation(Romic EPA) - 2081 Bay Road,East Palo Alto,CA

Sample	File ID	DF	Analyzed	By	Prep Date	Prep Batch	Analytical Batch
VG2755-MB	G0073787.D	1	07/22/11	MM	n/a	n/a	VG2755

The QC reported here applies to the following samples:

Method: SW846 8260B

C17018-8, C17018-10, C17018-11

CAS No.	Compound	Result	RL	MDL	Units	Q
591-78-6	2-Hexanone	ND	25	5.4	ug/kg	
87-68-3	Hexachlorobutadiene	ND	5.0	2.0	ug/kg	
98-82-8	Isopropylbenzene	ND	5.0	1.1	ug/kg	
99-87-6	p-Isopropyltoluene	ND	5.0	1.2	ug/kg	
108-10-1	4-Methyl-2-pentanone	ND	25	5.5	ug/kg	
74-83-9	Methyl bromide	ND	5.0	2.0	ug/kg	
74-87-3	Methyl chloride	ND	5.0	2.0	ug/kg	
74-95-3	Methylene bromide	ND	5.0	1.5	ug/kg	
75-09-2	Methylene chloride	ND	10	4.6	ug/kg	
78-93-3	Methyl ethyl ketone	ND	25	6.1	ug/kg	
1634-04-4	Methyl Tert Butyl Ether	ND	5.0	2.0	ug/kg	
91-20-3	Naphthalene	ND	5.0	2.0	ug/kg	
103-65-1	n-Propylbenzene	ND	5.0	1.4	ug/kg	
100-42-5	Styrene	ND	5.0	2.6	ug/kg	
994-05-8	Tert-Amyl Methyl Ether	ND	5.0	1.3	ug/kg	
75-65-0	Tert Butyl Alcohol	ND	50	20	ug/kg	
630-20-6	1,1,1,2-Tetrachloroethane	ND	5.0	1.0	ug/kg	
71-55-6	1,1,1-Trichloroethane	ND	5.0	1.1	ug/kg	
79-34-5	1,1,2,2-Tetrachloroethane	ND	5.0	1.2	ug/kg	
79-00-5	1,1,2-Trichloroethane	ND	5.0	1.1	ug/kg	
87-61-6	1,2,3-Trichlorobenzene	ND	5.0	1.0	ug/kg	
96-18-4	1,2,3-Trichloropropane	ND	5.0	1.7	ug/kg	
120-82-1	1,2,4-Trichlorobenzene	ND	5.0	1.2	ug/kg	
95-63-6	1,2,4-Trimethylbenzene	ND	5.0	1.1	ug/kg	
108-67-8	1,3,5-Trimethylbenzene	ND	5.0	1.3	ug/kg	
127-18-4	Tetrachloroethylene	ND	5.0	1.0	ug/kg	
108-88-3	Toluene	ND	5.0	1.2	ug/kg	
79-01-6	Trichloroethylene	ND	5.0	1.2	ug/kg	
75-69-4	Trichlorofluoromethane	ND	5.0	2.0	ug/kg	
75-01-4	Vinyl chloride	ND	5.0	1.5	ug/kg	
1330-20-7	Xylene (total)	ND	15	3.2	ug/kg	

CAS No.	Surrogate Recoveries	Limits
1868-53-7	Dibromofluoromethane	101% 80-121%

## Method Blank Summary

**Job Number:** C17018  
**Account:** ALNCA Accutest Northern California, Inc.  
**Project:** IRISECAO: Romic Soil Investigation(Romic EPA) - 2081 Bay Road,East Palo Alto,CA

Sample	File ID	DF	Analyzed	By	Prep Date	Prep Batch	Analytical Batch
VG2755-MB	G0073787.D	1	07/22/11	MM	n/a	n/a	VG2755

The QC reported here applies to the following samples:

Method: SW846 8260B

C17018-8, C17018-10, C17018-11

CAS No.	Surrogate Recoveries		Limits
2037-26-5	Toluene-D8	88%	71-130%
460-00-4	4-Bromofluorobenzene	96%	59-148%
17060-07-0	1,2-Dichloroethane-D4	103%	77-123%

CAS No.	Tentatively Identified Compounds	R. T.	Est. Conc.	Units	Q
	Total TIC, Volatile <sup>a</sup>		0	ug/kg	

(a) No TICs detected.

## Method Blank Summary

**Job Number:** C17018

**Account:** ALNCA Accutest Northern California, Inc.

**Project:** IRISECAO: Romic Soil Investigation(Romic EPA) - 2081 Bay Road,East Palo Alto,CA

Sample	File ID	DF	Analyzed	By	Prep Date	Prep Batch	Analytical Batch
VG2756-MB	G0073825.D	1	07/25/11	MM	n/a	n/a	VG2756

The QC reported here applies to the following samples:

Method: SW846 8260B

C17018-12, C17018-13, C17018-18

CAS No.	Compound	Result	RL	MDL	Units	Q
67-64-1	Acetone	ND	50	20	ug/kg	
71-43-2	Benzene	ND	5.0	1.5	ug/kg	
108-86-1	Bromobenzene	ND	5.0	1.4	ug/kg	
74-97-5	Bromochloromethane	ND	5.0	1.4	ug/kg	
75-27-4	Bromodichloromethane	ND	5.0	1.1	ug/kg	
75-25-2	Bromoform	ND	5.0	1.5	ug/kg	
104-51-8	n-Butylbenzene	ND	5.0	1.3	ug/kg	
135-98-8	sec-Butylbenzene	ND	5.0	1.6	ug/kg	
98-06-6	tert-Butylbenzene	ND	5.0	1.2	ug/kg	
108-90-7	Chlorobenzene	ND	5.0	1.0	ug/kg	
75-00-3	Chloroethane	ND	5.0	2.0	ug/kg	
67-66-3	Chloroform	ND	5.0	1.2	ug/kg	
95-49-8	o-Chlorotoluene	ND	5.0	1.2	ug/kg	
106-43-4	p-Chlorotoluene	ND	5.0	1.2	ug/kg	
56-23-5	Carbon tetrachloride	ND	5.0	1.8	ug/kg	
75-34-3	1,1-Dichloroethane	ND	5.0	1.1	ug/kg	
75-35-4	1,1-Dichloroethylene	ND	5.0	1.4	ug/kg	
563-58-6	1,1-Dichloropropene	ND	5.0	1.3	ug/kg	
96-12-8	1,2-Dibromo-3-chloropropane	ND	5.0	2.3	ug/kg	
106-93-4	1,2-Dibromoethane	ND	5.0	1.0	ug/kg	
107-06-2	1,2-Dichloroethane	ND	5.0	1.0	ug/kg	
78-87-5	1,2-Dichloropropane	ND	5.0	1.2	ug/kg	
142-28-9	1,3-Dichloropropane	ND	5.0	1.0	ug/kg	
108-20-3	Di-Isopropyl ether	ND	5.0	1.0	ug/kg	
594-20-7	2,2-Dichloropropane	ND	5.0	1.4	ug/kg	
124-48-1	Dibromochloromethane	ND	5.0	1.0	ug/kg	
75-71-8	Dichlorodifluoromethane	ND	5.0	1.5	ug/kg	
156-59-2	cis-1,2-Dichloroethylene	ND	5.0	1.5	ug/kg	
10061-01-5	cis-1,3-Dichloropropene	ND	5.0	1.0	ug/kg	
541-73-1	m-Dichlorobenzene	ND	5.0	1.2	ug/kg	
95-50-1	o-Dichlorobenzene	ND	5.0	1.1	ug/kg	
106-46-7	p-Dichlorobenzene	ND	5.0	1.1	ug/kg	
156-60-5	trans-1,2-Dichloroethylene	ND	5.0	1.5	ug/kg	
10061-02-6	trans-1,3-Dichloropropene	ND	5.0	1.1	ug/kg	
100-41-4	Ethylbenzene	ND	5.0	1.0	ug/kg	
637-92-3	Ethyl tert-Butyl Ether	ND	5.0	1.3	ug/kg	

## Method Blank Summary

**Job Number:** C17018

**Account:** ALNCA Accutest Northern California, Inc.

**Project:** IRISECAO: Romic Soil Investigation(Romic EPA) - 2081 Bay Road,East Palo Alto,CA

Sample	File ID	DF	Analyzed	By	Prep Date	Prep Batch	Analytical Batch
VG2756-MB	G0073825.D	1	07/25/11	MM	n/a	n/a	VG2756

The QC reported here applies to the following samples:

Method: SW846 8260B

C17018-12, C17018-13, C17018-18

CAS No.	Compound	Result	RL	MDL	Units	Q
591-78-6	2-Hexanone	ND	25	5.4	ug/kg	
87-68-3	Hexachlorobutadiene	ND	5.0	2.0	ug/kg	
98-82-8	Isopropylbenzene	ND	5.0	1.1	ug/kg	
99-87-6	p-Isopropyltoluene	ND	5.0	1.2	ug/kg	
108-10-1	4-Methyl-2-pentanone	ND	25	5.5	ug/kg	
74-83-9	Methyl bromide	ND	5.0	2.0	ug/kg	
74-87-3	Methyl chloride	ND	5.0	2.0	ug/kg	
74-95-3	Methylene bromide	ND	5.0	1.5	ug/kg	
75-09-2	Methylene chloride	ND	10	4.6	ug/kg	
78-93-3	Methyl ethyl ketone	ND	25	6.1	ug/kg	
1634-04-4	Methyl Tert Butyl Ether	ND	5.0	2.0	ug/kg	
91-20-3	Naphthalene	ND	5.0	2.0	ug/kg	
103-65-1	n-Propylbenzene	ND	5.0	1.4	ug/kg	
100-42-5	Styrene	ND	5.0	2.6	ug/kg	
994-05-8	Tert-Amyl Methyl Ether	ND	5.0	1.3	ug/kg	
75-65-0	Tert Butyl Alcohol	ND	50	20	ug/kg	
630-20-6	1,1,1,2-Tetrachloroethane	ND	5.0	1.0	ug/kg	
71-55-6	1,1,1-Trichloroethane	ND	5.0	1.1	ug/kg	
79-34-5	1,1,2,2-Tetrachloroethane	ND	5.0	1.2	ug/kg	
79-00-5	1,1,2-Trichloroethane	ND	5.0	1.1	ug/kg	
87-61-6	1,2,3-Trichlorobenzene	1.1	5.0	1.0	ug/kg	J
96-18-4	1,2,3-Trichloropropane	ND	5.0	1.7	ug/kg	
120-82-1	1,2,4-Trichlorobenzene	ND	5.0	1.2	ug/kg	
95-63-6	1,2,4-Trimethylbenzene	ND	5.0	1.1	ug/kg	
108-67-8	1,3,5-Trimethylbenzene	ND	5.0	1.3	ug/kg	
127-18-4	Tetrachloroethylene	ND	5.0	1.0	ug/kg	
108-88-3	Toluene	ND	5.0	1.2	ug/kg	
79-01-6	Trichloroethylene	ND	5.0	1.2	ug/kg	
75-69-4	Trichlorofluoromethane	ND	5.0	2.0	ug/kg	
75-01-4	Vinyl chloride	ND	5.0	1.5	ug/kg	
1330-20-7	Xylene (total)	ND	15	3.2	ug/kg	

CAS No.	Surrogate Recoveries	Limits
1868-53-7	Dibromofluoromethane	106% 80-121%

## Method Blank Summary

**Job Number:** C17018  
**Account:** ALNCA Accutest Northern California, Inc.  
**Project:** IRISECAO: Romic Soil Investigation(Romic EPA) - 2081 Bay Road,East Palo Alto,CA

Sample	File ID	DF	Analyzed	By	Prep Date	Prep Batch	Analytical Batch
VG2756-MB	G0073825.D	1	07/25/11	MM	n/a	n/a	VG2756

The QC reported here applies to the following samples:

Method: SW846 8260B

C17018-12, C17018-13, C17018-18

CAS No.	Surrogate Recoveries	Limits
2037-26-5	Toluene-D8	86% 71-130%
460-00-4	4-Bromofluorobenzene	99% 59-148%
17060-07-0	1,2-Dichloroethane-D4	106% 77-123%

## Method Blank Summary

**Job Number:** C17018

**Account:** ALNCA Accutest Northern California, Inc.

**Project:** IRISECAO: Romic Soil Investigation(Romic EPA) - 2081 Bay Road,East Palo Alto,CA

Sample	File ID	DF	Analyzed	By	Prep Date	Prep Batch	Analytical Batch
VK2214-MB	K052053.D	1	07/27/11	SH	n/a	n/a	VK2214

The QC reported here applies to the following samples:

Method: SW846 8260B

C17018-22, C17018-23, C17018-24

CAS No.	Compound	Result	RL	MDL	Units	Q
67-64-1	Acetone	ND	50	20	ug/kg	
71-43-2	Benzene	ND	5.0	1.5	ug/kg	
108-86-1	Bromobenzene	ND	5.0	1.4	ug/kg	
74-97-5	Bromochloromethane	ND	5.0	1.4	ug/kg	
75-27-4	Bromodichloromethane	ND	5.0	1.1	ug/kg	
75-25-2	Bromoform	ND	5.0	1.5	ug/kg	
104-51-8	n-Butylbenzene	ND	5.0	1.3	ug/kg	
135-98-8	sec-Butylbenzene	ND	5.0	1.6	ug/kg	
98-06-6	tert-Butylbenzene	ND	5.0	1.2	ug/kg	
108-90-7	Chlorobenzene	ND	5.0	1.0	ug/kg	
75-00-3	Chloroethane	ND	5.0	2.0	ug/kg	
67-66-3	Chloroform	ND	5.0	1.2	ug/kg	
95-49-8	o-Chlorotoluene	ND	5.0	1.2	ug/kg	
106-43-4	p-Chlorotoluene	ND	5.0	1.2	ug/kg	
56-23-5	Carbon tetrachloride	ND	5.0	1.8	ug/kg	
75-34-3	1,1-Dichloroethane	ND	5.0	1.1	ug/kg	
75-35-4	1,1-Dichloroethylene	ND	5.0	1.4	ug/kg	
563-58-6	1,1-Dichloropropene	ND	5.0	1.3	ug/kg	
96-12-8	1,2-Dibromo-3-chloropropane	ND	5.0	2.3	ug/kg	
106-93-4	1,2-Dibromoethane	ND	5.0	1.0	ug/kg	
107-06-2	1,2-Dichloroethane	ND	5.0	1.0	ug/kg	
78-87-5	1,2-Dichloropropane	ND	5.0	1.2	ug/kg	
142-28-9	1,3-Dichloropropane	ND	5.0	1.0	ug/kg	
108-20-3	Di-Isopropyl ether	ND	5.0	1.0	ug/kg	
594-20-7	2,2-Dichloropropane	ND	5.0	1.4	ug/kg	
124-48-1	Dibromochloromethane	ND	5.0	1.0	ug/kg	
75-71-8	Dichlorodifluoromethane	ND	5.0	1.5	ug/kg	
156-59-2	cis-1,2-Dichloroethylene	ND	5.0	1.5	ug/kg	
10061-01-5	cis-1,3-Dichloropropene	ND	5.0	1.0	ug/kg	
541-73-1	m-Dichlorobenzene	ND	5.0	1.2	ug/kg	
95-50-1	o-Dichlorobenzene	ND	5.0	1.1	ug/kg	
106-46-7	p-Dichlorobenzene	ND	5.0	1.1	ug/kg	
156-60-5	trans-1,2-Dichloroethylene	ND	5.0	1.5	ug/kg	
10061-02-6	trans-1,3-Dichloropropene	ND	5.0	1.1	ug/kg	
100-41-4	Ethylbenzene	ND	5.0	1.0	ug/kg	
637-92-3	Ethyl tert-Butyl Ether	ND	5.0	1.3	ug/kg	

## Method Blank Summary

**Job Number:** C17018

**Account:** ALNCA Accutest Northern California, Inc.

**Project:** IRISECAO: Romic Soil Investigation(Romic EPA) - 2081 Bay Road,East Palo Alto,CA

Sample	File ID	DF	Analyzed	By	Prep Date	Prep Batch	Analytical Batch
VK2214-MB	K052053.D	1	07/27/11	SH	n/a	n/a	VK2214

The QC reported here applies to the following samples:

Method: SW846 8260B

C17018-22, C17018-23, C17018-24

CAS No.	Compound	Result	RL	MDL	Units	Q
591-78-6	2-Hexanone	ND	25	5.4	ug/kg	
87-68-3	Hexachlorobutadiene	ND	5.0	2.0	ug/kg	
98-82-8	Isopropylbenzene	ND	5.0	1.1	ug/kg	
99-87-6	p-Isopropyltoluene	ND	5.0	1.2	ug/kg	
108-10-1	4-Methyl-2-pentanone	ND	25	5.5	ug/kg	
74-83-9	Methyl bromide	ND	5.0	2.0	ug/kg	
74-87-3	Methyl chloride	ND	5.0	2.0	ug/kg	
74-95-3	Methylene bromide	ND	5.0	1.5	ug/kg	
75-09-2	Methylene chloride	ND	10	4.6	ug/kg	
78-93-3	Methyl ethyl ketone	ND	25	6.1	ug/kg	
1634-04-4	Methyl Tert Butyl Ether	ND	5.0	2.0	ug/kg	
91-20-3	Naphthalene	ND	5.0	2.0	ug/kg	
103-65-1	n-Propylbenzene	ND	5.0	1.4	ug/kg	
100-42-5	Styrene	ND	5.0	2.6	ug/kg	
994-05-8	Tert-Amyl Methyl Ether	ND	5.0	1.3	ug/kg	
75-65-0	Tert Butyl Alcohol	ND	50	20	ug/kg	
630-20-6	1,1,1,2-Tetrachloroethane	ND	5.0	1.0	ug/kg	
71-55-6	1,1,1-Trichloroethane	ND	5.0	1.1	ug/kg	
79-34-5	1,1,2,2-Tetrachloroethane	ND	5.0	1.2	ug/kg	
79-00-5	1,1,2-Trichloroethane	ND	5.0	1.1	ug/kg	
87-61-6	1,2,3-Trichlorobenzene	ND	5.0	1.0	ug/kg	
96-18-4	1,2,3-Trichloropropane	ND	5.0	1.7	ug/kg	
120-82-1	1,2,4-Trichlorobenzene	ND	5.0	1.2	ug/kg	
95-63-6	1,2,4-Trimethylbenzene	ND	5.0	1.1	ug/kg	
108-67-8	1,3,5-Trimethylbenzene	ND	5.0	1.3	ug/kg	
127-18-4	Tetrachloroethylene	ND	5.0	1.0	ug/kg	
108-88-3	Toluene	ND	5.0	1.2	ug/kg	
79-01-6	Trichloroethylene	ND	5.0	1.2	ug/kg	
75-69-4	Trichlorofluoromethane	ND	5.0	2.0	ug/kg	
75-01-4	Vinyl chloride	ND	5.0	1.5	ug/kg	
1330-20-7	Xylene (total)	ND	15	3.2	ug/kg	

CAS No.	Surrogate Recoveries	Limits
1868-53-7	Dibromofluoromethane	103% 80-121%



## Method Blank Summary

**Job Number:** C17018

**Account:** ALNCA Accutest Northern California, Inc.

**Project:** IRISECAO: Romic Soil Investigation(Romic EPA) - 2081 Bay Road,East Palo Alto,CA

Sample	File ID	DF	Analyzed	By	Prep Date	Prep Batch	Analytical Batch
VK2214-MB	K052053.D	1	07/27/11	SH	n/a	n/a	VK2214

The QC reported here applies to the following samples:

Method: SW846 8260B

C17018-22, C17018-23, C17018-24

CAS No.	Surrogate Recoveries	Limits
2037-26-5	Toluene-D8	91% 71-130%
460-00-4	4-Bromofluorobenzene	98% 59-148%
17060-07-0	1,2-Dichloroethane-D4	97% 77-123%

## Method Blank Summary

**Job Number:** C17018

**Account:** ALNCA Accutest Northern California, Inc.

**Project:** IRISECAO: Romic Soil Investigation(Romic EPA) - 2081 Bay Road,East Palo Alto,CA

Sample	File ID	DF	Analyzed	By	Prep Date	Prep Batch	Analytical Batch
VG2758-MB	G0073874.D	1	07/27/11	MM	n/a	n/a	VG2758

The QC reported here applies to the following samples:

Method: SW846 8260B

C17018-14

CAS No.	Compound	Result	RL	MDL	Units	Q
67-64-1	Acetone	ND	50	20	ug/kg	
71-43-2	Benzene	ND	5.0	1.5	ug/kg	
108-86-1	Bromobenzene	ND	5.0	1.4	ug/kg	
74-97-5	Bromochloromethane	ND	5.0	1.4	ug/kg	
75-27-4	Bromodichloromethane	ND	5.0	1.1	ug/kg	
75-25-2	Bromoform	ND	5.0	1.5	ug/kg	
98-06-6	tert-Butylbenzene	ND	5.0	1.2	ug/kg	
108-90-7	Chlorobenzene	ND	5.0	1.0	ug/kg	
75-00-3	Chloroethane	ND	5.0	2.0	ug/kg	
67-66-3	Chloroform	ND	5.0	1.2	ug/kg	
95-49-8	o-Chlorotoluene	ND	5.0	1.2	ug/kg	
106-43-4	p-Chlorotoluene	ND	5.0	1.2	ug/kg	
56-23-5	Carbon tetrachloride	ND	5.0	1.8	ug/kg	
75-35-4	1,1-Dichloroethylene	ND	5.0	1.4	ug/kg	
563-58-6	1,1-Dichloropropene	ND	5.0	1.3	ug/kg	
96-12-8	1,2-Dibromo-3-chloropropane	ND	5.0	2.3	ug/kg	
106-93-4	1,2-Dibromoethane	ND	5.0	1.0	ug/kg	
107-06-2	1,2-Dichloroethane	ND	5.0	1.0	ug/kg	
78-87-5	1,2-Dichloropropane	ND	5.0	1.2	ug/kg	
142-28-9	1,3-Dichloropropane	ND	5.0	1.0	ug/kg	
108-20-3	Di-Isopropyl ether	ND	5.0	1.0	ug/kg	
594-20-7	2,2-Dichloropropane	ND	5.0	1.4	ug/kg	
124-48-1	Dibromochloromethane	ND	5.0	1.0	ug/kg	
75-71-8	Dichlorodifluoromethane	ND	5.0	1.5	ug/kg	
156-59-2	cis-1,2-Dichloroethylene	ND	5.0	1.5	ug/kg	
10061-01-5	cis-1,3-Dichloropropene	ND	5.0	1.0	ug/kg	
541-73-1	m-Dichlorobenzene	ND	5.0	1.2	ug/kg	
95-50-1	o-Dichlorobenzene	ND	5.0	1.1	ug/kg	
106-46-7	p-Dichlorobenzene	ND	5.0	1.1	ug/kg	
156-60-5	trans-1,2-Dichloroethylene	ND	5.0	1.5	ug/kg	
10061-02-6	trans-1,3-Dichloropropene	ND	5.0	1.1	ug/kg	
637-92-3	Ethyl tert-Butyl Ether	ND	5.0	1.3	ug/kg	
591-78-6	2-Hexanone	ND	25	5.4	ug/kg	
87-68-3	Hexachlorobutadiene	ND	5.0	2.0	ug/kg	
108-10-1	4-Methyl-2-pentanone	ND	25	5.5	ug/kg	
74-83-9	Methyl bromide	ND	5.0	2.0	ug/kg	

# Method Blank Summary

**Job Number:** C17018

**Account:** ALNCA Accutest Northern California, Inc.

**Project:** IRISECAO: Romic Soil Investigation(Romic EPA) - 2081 Bay Road,East Palo Alto,CA

Sample	File ID	DF	Analyzed	By	Prep Date	Prep Batch	Analytical Batch
VG2758-MB	G0073874.D	1	07/27/11	MM	n/a	n/a	VG2758

The QC reported here applies to the following samples:

Method: SW846 8260B

C17018-14

CAS No.	Compound	Result	RL	MDL	Units	Q
74-87-3	Methyl chloride	ND	5.0	2.0	ug/kg	
74-95-3	Methylene bromide	ND	5.0	1.5	ug/kg	
75-09-2	Methylene chloride	ND	10	4.6	ug/kg	
78-93-3	Methyl ethyl ketone	ND	25	6.1	ug/kg	
1634-04-4	Methyl Tert Butyl Ether	ND	5.0	2.0	ug/kg	
100-42-5	Styrene	ND	5.0	2.6	ug/kg	
994-05-8	Tert-Amyl Methyl Ether	ND	5.0	1.3	ug/kg	
75-65-0	Tert Butyl Alcohol	ND	50	20	ug/kg	
630-20-6	1,1,1,2-Tetrachloroethane	ND	5.0	1.0	ug/kg	
71-55-6	1,1,1-Trichloroethane	ND	5.0	1.1	ug/kg	
79-34-5	1,1,2,2-Tetrachloroethane	ND	5.0	1.2	ug/kg	
79-00-5	1,1,2-Trichloroethane	ND	5.0	1.1	ug/kg	
87-61-6	1,2,3-Trichlorobenzene	1.4	5.0	1.0	ug/kg	J
96-18-4	1,2,3-Trichloropropane	ND	5.0	1.7	ug/kg	
120-82-1	1,2,4-Trichlorobenzene	ND	5.0	1.2	ug/kg	
79-01-6	Trichloroethylene	ND	5.0	1.2	ug/kg	
75-69-4	Trichlorofluoromethane	ND	5.0	2.0	ug/kg	
75-01-4	Vinyl chloride	ND	5.0	1.5	ug/kg	

CAS No.	Surrogate Recoveries	Limits
1868-53-7	Dibromofluoromethane	103% 80-121%
2037-26-5	Toluene-D8	87% 71-130%
460-00-4	4-Bromofluorobenzene	99% 59-148%
17060-07-0	1,2-Dichloroethane-D4	105% 77-123%

CAS No.	Tentatively Identified Compounds	R.T.	Est. Conc.	Units	Q
	Total TIC, Volatile <sup>a</sup>		0	ug/kg	

(a) No TICs detected.

9.1.5  
9

## Method Blank Summary

**Job Number:** C17018

**Account:** ALNCA Accutest Northern California, Inc.

**Project:** IRISECAO: Romic Soil Investigation(Romic EPA) - 2081 Bay Road,East Palo Alto,CA

Sample	File ID	DF	Analyzed	By	Prep Date	Prep Batch	Analytical Batch
VH2623-MB	H070670.D	1	07/27/11	AH	n/a	n/a	VH2623

The QC reported here applies to the following samples:

Method: SW846 8260B

C17018-21, C17018-25, C17018-26, C17018-29, C17018-32, C17018-33

CAS No.	Compound	Result	RL	MDL	Units	Q
67-64-1	Acetone	ND	50	20	ug/kg	
71-43-2	Benzene	ND	5.0	1.5	ug/kg	
108-86-1	Bromobenzene	ND	5.0	1.4	ug/kg	
74-97-5	Bromochloromethane	ND	5.0	1.4	ug/kg	
75-27-4	Bromodichloromethane	ND	5.0	1.1	ug/kg	
75-25-2	Bromoform	ND	5.0	1.5	ug/kg	
104-51-8	n-Butylbenzene	ND	5.0	1.3	ug/kg	
135-98-8	sec-Butylbenzene	ND	5.0	1.6	ug/kg	
98-06-6	tert-Butylbenzene	ND	5.0	1.2	ug/kg	
108-90-7	Chlorobenzene	ND	5.0	1.0	ug/kg	
75-00-3	Chloroethane	ND	5.0	2.0	ug/kg	
67-66-3	Chloroform	ND	5.0	1.2	ug/kg	
95-49-8	o-Chlorotoluene	ND	5.0	1.2	ug/kg	
106-43-4	p-Chlorotoluene	ND	5.0	1.2	ug/kg	
56-23-5	Carbon tetrachloride	ND	5.0	1.8	ug/kg	
75-34-3	1,1-Dichloroethane	ND	5.0	1.1	ug/kg	
75-35-4	1,1-Dichloroethylene	ND	5.0	1.4	ug/kg	
563-58-6	1,1-Dichloropropene	ND	5.0	1.3	ug/kg	
96-12-8	1,2-Dibromo-3-chloropropane	ND	5.0	2.3	ug/kg	
106-93-4	1,2-Dibromoethane	ND	5.0	1.0	ug/kg	
107-06-2	1,2-Dichloroethane	ND	5.0	1.0	ug/kg	
78-87-5	1,2-Dichloropropane	ND	5.0	1.2	ug/kg	
142-28-9	1,3-Dichloropropane	ND	5.0	1.0	ug/kg	
108-20-3	Di-Isopropyl ether	ND	5.0	1.0	ug/kg	
594-20-7	2,2-Dichloropropane	ND	5.0	1.4	ug/kg	
124-48-1	Dibromochloromethane	ND	5.0	1.0	ug/kg	
75-71-8	Dichlorodifluoromethane	ND	5.0	1.5	ug/kg	
156-59-2	cis-1,2-Dichloroethylene	ND	5.0	1.5	ug/kg	
10061-01-5	cis-1,3-Dichloropropene	ND	5.0	1.0	ug/kg	
541-73-1	m-Dichlorobenzene	ND	5.0	1.2	ug/kg	
95-50-1	o-Dichlorobenzene	ND	5.0	1.1	ug/kg	
106-46-7	p-Dichlorobenzene	ND	5.0	1.1	ug/kg	
156-60-5	trans-1,2-Dichloroethylene	ND	5.0	1.5	ug/kg	
10061-02-6	trans-1,3-Dichloropropene	ND	5.0	1.1	ug/kg	
100-41-4	Ethylbenzene	ND	5.0	1.0	ug/kg	
637-92-3	Ethyl tert-Butyl Ether	ND	5.0	1.3	ug/kg	

## Method Blank Summary

**Job Number:** C17018

**Account:** ALNCA Accutest Northern California, Inc.

**Project:** IRISECAO: Romic Soil Investigation(Romic EPA) - 2081 Bay Road,East Palo Alto,CA

Sample	File ID	DF	Analyzed	By	Prep Date	Prep Batch	Analytical Batch
VH2623-MB	H070670.D	1	07/27/11	AH	n/a	n/a	VH2623

The QC reported here applies to the following samples:

Method: SW846 8260B

C17018-21, C17018-25, C17018-26, C17018-29, C17018-32, C17018-33

CAS No.	Compound	Result	RL	MDL	Units	Q
591-78-6	2-Hexanone	ND	25	5.4	ug/kg	
87-68-3	Hexachlorobutadiene	ND	5.0	2.0	ug/kg	
98-82-8	Isopropylbenzene	ND	5.0	1.1	ug/kg	
99-87-6	p-Isopropyltoluene	ND	5.0	1.2	ug/kg	
108-10-1	4-Methyl-2-pentanone	ND	25	5.5	ug/kg	
74-83-9	Methyl bromide	ND	5.0	2.0	ug/kg	
74-87-3	Methyl chloride	ND	5.0	2.0	ug/kg	
74-95-3	Methylene bromide	ND	5.0	1.5	ug/kg	
75-09-2	Methylene chloride	ND	10	4.6	ug/kg	
78-93-3	Methyl ethyl ketone	ND	25	6.1	ug/kg	
1634-04-4	Methyl Tert Butyl Ether	ND	5.0	2.0	ug/kg	
91-20-3	Naphthalene	ND	5.0	2.0	ug/kg	
103-65-1	n-Propylbenzene	ND	5.0	1.4	ug/kg	
100-42-5	Styrene	ND	5.0	2.6	ug/kg	
994-05-8	Tert-Amyl Methyl Ether	ND	5.0	1.3	ug/kg	
75-65-0	Tert Butyl Alcohol	ND	50	20	ug/kg	
630-20-6	1,1,1,2-Tetrachloroethane	ND	5.0	1.0	ug/kg	
71-55-6	1,1,1-Trichloroethane	ND	5.0	1.1	ug/kg	
79-34-5	1,1,2,2-Tetrachloroethane	ND	5.0	1.2	ug/kg	
79-00-5	1,1,2-Trichloroethane	ND	5.0	1.1	ug/kg	
87-61-6	1,2,3-Trichlorobenzene	ND	5.0	1.0	ug/kg	
96-18-4	1,2,3-Trichloropropane	ND	5.0	1.7	ug/kg	
120-82-1	1,2,4-Trichlorobenzene	ND	5.0	1.2	ug/kg	
95-63-6	1,2,4-Trimethylbenzene	ND	5.0	1.1	ug/kg	
108-67-8	1,3,5-Trimethylbenzene	ND	5.0	1.3	ug/kg	
127-18-4	Tetrachloroethylene	ND	5.0	1.0	ug/kg	
108-88-3	Toluene	ND	5.0	1.2	ug/kg	
79-01-6	Trichloroethylene	ND	5.0	1.2	ug/kg	
75-69-4	Trichlorofluoromethane	ND	5.0	2.0	ug/kg	
75-01-4	Vinyl chloride	ND	5.0	1.5	ug/kg	
1330-20-7	Xylene (total)	ND	15	3.2	ug/kg	

CAS No.	Surrogate Recoveries	Limits
1868-53-7	Dibromofluoromethane	106% 80-121%

## Method Blank Summary

**Job Number:** C17018  
**Account:** ALNCA Accutest Northern California, Inc.  
**Project:** IRISECAO: Romic Soil Investigation(Romic EPA) - 2081 Bay Road,East Palo Alto,CA

Sample	File ID	DF	Analyzed	By	Prep Date	Prep Batch	Analytical Batch
VH2623-MB	H070670.D	1	07/27/11	AH	n/a	n/a	VH2623

The QC reported here applies to the following samples:

Method: SW846 8260B

C17018-21, C17018-25, C17018-26, C17018-29, C17018-32, C17018-33

CAS No.	Surrogate Recoveries		Limits
2037-26-5	Toluene-D8	87%	71-130%
460-00-4	4-Bromofluorobenzene	97%	59-148%
17060-07-0	1,2-Dichloroethane-D4	102%	77-123%

## Method Blank Summary

**Job Number:** C17018

**Account:** ALNCA Accutest Northern California, Inc.

**Project:** IRISECAO: Romic Soil Investigation(Romic EPA) - 2081 Bay Road,East Palo Alto,CA

Sample	File ID	DF	Analyzed	By	Prep Date	Prep Batch	Analytical Batch
VH2624-MB	H070691.D	1	07/28/11	AH	n/a	n/a	VH2624

The QC reported here applies to the following samples:

Method: SW846 8260B

C17018-28, C17018-34

CAS No.	Compound	Result	RL	MDL	Units	Q
67-64-1	Acetone	ND	50	20	ug/kg	
71-43-2	Benzene	ND	5.0	1.5	ug/kg	
108-86-1	Bromobenzene	ND	5.0	1.4	ug/kg	
74-97-5	Bromochloromethane	ND	5.0	1.4	ug/kg	
75-27-4	Bromodichloromethane	ND	5.0	1.1	ug/kg	
75-25-2	Bromoform	ND	5.0	1.5	ug/kg	
104-51-8	n-Butylbenzene	ND	5.0	1.3	ug/kg	
135-98-8	sec-Butylbenzene	ND	5.0	1.6	ug/kg	
98-06-6	tert-Butylbenzene	ND	5.0	1.2	ug/kg	
108-90-7	Chlorobenzene	ND	5.0	1.0	ug/kg	
75-00-3	Chloroethane	ND	5.0	2.0	ug/kg	
67-66-3	Chloroform	ND	5.0	1.2	ug/kg	
95-49-8	o-Chlorotoluene	ND	5.0	1.2	ug/kg	
106-43-4	p-Chlorotoluene	ND	5.0	1.2	ug/kg	
56-23-5	Carbon tetrachloride	ND	5.0	1.8	ug/kg	
75-34-3	1,1-Dichloroethane	ND	5.0	1.1	ug/kg	
75-35-4	1,1-Dichloroethylene	ND	5.0	1.4	ug/kg	
563-58-6	1,1-Dichloropropene	ND	5.0	1.3	ug/kg	
96-12-8	1,2-Dibromo-3-chloropropane	ND	5.0	2.3	ug/kg	
106-93-4	1,2-Dibromoethane	ND	5.0	1.0	ug/kg	
107-06-2	1,2-Dichloroethane	ND	5.0	1.0	ug/kg	
78-87-5	1,2-Dichloropropane	ND	5.0	1.2	ug/kg	
142-28-9	1,3-Dichloropropane	ND	5.0	1.0	ug/kg	
108-20-3	Di-Isopropyl ether	ND	5.0	1.0	ug/kg	
594-20-7	2,2-Dichloropropane	ND	5.0	1.4	ug/kg	
124-48-1	Dibromochloromethane	ND	5.0	1.0	ug/kg	
75-71-8	Dichlorodifluoromethane	ND	5.0	1.5	ug/kg	
156-59-2	cis-1,2-Dichloroethylene	ND	5.0	1.5	ug/kg	
10061-01-5	cis-1,3-Dichloropropene	ND	5.0	1.0	ug/kg	
541-73-1	m-Dichlorobenzene	ND	5.0	1.2	ug/kg	
95-50-1	o-Dichlorobenzene	ND	5.0	1.1	ug/kg	
106-46-7	p-Dichlorobenzene	ND	5.0	1.1	ug/kg	
156-60-5	trans-1,2-Dichloroethylene	ND	5.0	1.5	ug/kg	
10061-02-6	trans-1,3-Dichloropropene	ND	5.0	1.1	ug/kg	
100-41-4	Ethylbenzene	ND	5.0	1.0	ug/kg	
637-92-3	Ethyl tert-Butyl Ether	ND	5.0	1.3	ug/kg	

## Method Blank Summary

**Job Number:** C17018

**Account:** ALNCA Accutest Northern California, Inc.

**Project:** IRISECAO: Romic Soil Investigation(Romic EPA) - 2081 Bay Road,East Palo Alto,CA

Sample	File ID	DF	Analyzed	By	Prep Date	Prep Batch	Analytical Batch
VH2624-MB	H070691.D	1	07/28/11	AH	n/a	n/a	VH2624

The QC reported here applies to the following samples:

Method: SW846 8260B

C17018-28, C17018-34

CAS No.	Compound	Result	RL	MDL	Units	Q
591-78-6	2-Hexanone	ND	25	5.4	ug/kg	
87-68-3	Hexachlorobutadiene	ND	5.0	2.0	ug/kg	
98-82-8	Isopropylbenzene	ND	5.0	1.1	ug/kg	
99-87-6	p-Isopropyltoluene	ND	5.0	1.2	ug/kg	
108-10-1	4-Methyl-2-pentanone	ND	25	5.5	ug/kg	
74-83-9	Methyl bromide	ND	5.0	2.0	ug/kg	
74-87-3	Methyl chloride	ND	5.0	2.0	ug/kg	
74-95-3	Methylene bromide	ND	5.0	1.5	ug/kg	
75-09-2	Methylene chloride	ND	10	4.6	ug/kg	
78-93-3	Methyl ethyl ketone	ND	25	6.1	ug/kg	
1634-04-4	Methyl Tert Butyl Ether	ND	5.0	2.0	ug/kg	
91-20-3	Naphthalene	ND	5.0	2.0	ug/kg	
103-65-1	n-Propylbenzene	ND	5.0	1.4	ug/kg	
100-42-5	Styrene	ND	5.0	2.6	ug/kg	
994-05-8	Tert-Amyl Methyl Ether	ND	5.0	1.3	ug/kg	
75-65-0	Tert Butyl Alcohol	ND	50	20	ug/kg	
630-20-6	1,1,1,2-Tetrachloroethane	ND	5.0	1.0	ug/kg	
71-55-6	1,1,1-Trichloroethane	ND	5.0	1.1	ug/kg	
79-34-5	1,1,2,2-Tetrachloroethane	ND	5.0	1.2	ug/kg	
79-00-5	1,1,2-Trichloroethane	ND	5.0	1.1	ug/kg	
87-61-6	1,2,3-Trichlorobenzene	ND	5.0	1.0	ug/kg	
96-18-4	1,2,3-Trichloropropane	ND	5.0	1.7	ug/kg	
120-82-1	1,2,4-Trichlorobenzene	ND	5.0	1.2	ug/kg	
95-63-6	1,2,4-Trimethylbenzene	ND	5.0	1.1	ug/kg	
108-67-8	1,3,5-Trimethylbenzene	ND	5.0	1.3	ug/kg	
127-18-4	Tetrachloroethylene	ND	5.0	1.0	ug/kg	
108-88-3	Toluene	ND	5.0	1.2	ug/kg	
79-01-6	Trichloroethylene	ND	5.0	1.2	ug/kg	
75-69-4	Trichlorofluoromethane	ND	5.0	2.0	ug/kg	
75-01-4	Vinyl chloride	ND	5.0	1.5	ug/kg	
1330-20-7	Xylene (total)	ND	15	3.2	ug/kg	

CAS No.	Surrogate Recoveries	Limits
1868-53-7	Dibromofluoromethane	106% 80-121%



## Method Blank Summary

**Job Number:** C17018  
**Account:** ALNCA Accutest Northern California, Inc.  
**Project:** IRISECAO: Romic Soil Investigation(Romic EPA) - 2081 Bay Road,East Palo Alto,CA

Sample	File ID	DF	Analyzed	By	Prep Date	Prep Batch	Analytical Batch
VH2624-MB	H070691.D	1	07/28/11	AH	n/a	n/a	VH2624

The QC reported here applies to the following samples:

Method: SW846 8260B

C17018-28, C17018-34

CAS No.	Surrogate Recoveries	Limits
2037-26-5	Toluene-D8	87% 71-130%
460-00-4	4-Bromofluorobenzene	95% 59-148%
17060-07-0	1,2-Dichloroethane-D4	102% 77-123%

## Method Blank Summary

**Job Number:** C17018

**Account:** ALNCA Accutest Northern California, Inc.

**Project:** IRISECAO: Romic Soil Investigation(Romic EPA) - 2081 Bay Road,East Palo Alto,CA

Sample	File ID	DF	Analyzed	By	Prep Date	Prep Batch	Analytical Batch
VK2215-MB	K052095.D	1	07/28/11	SH	n/a	n/a	VK2215

The QC reported here applies to the following samples:

Method: SW846 8260B

C17018-25, C17018-27, C17018-30, C17018-31, C17018-33

CAS No.	Compound	Result	RL	MDL	Units	Q
67-64-1	Acetone	ND	50	20	ug/kg	
71-43-2	Benzene	ND	5.0	1.5	ug/kg	
108-86-1	Bromobenzene	ND	5.0	1.4	ug/kg	
74-97-5	Bromochloromethane	ND	5.0	1.4	ug/kg	
75-27-4	Bromodichloromethane	ND	5.0	1.1	ug/kg	
75-25-2	Bromoform	ND	5.0	1.5	ug/kg	
104-51-8	n-Butylbenzene	ND	5.0	1.3	ug/kg	
135-98-8	sec-Butylbenzene	ND	5.0	1.6	ug/kg	
98-06-6	tert-Butylbenzene	ND	5.0	1.2	ug/kg	
108-90-7	Chlorobenzene	ND	5.0	1.0	ug/kg	
75-00-3	Chloroethane	ND	5.0	2.0	ug/kg	
67-66-3	Chloroform	ND	5.0	1.2	ug/kg	
95-49-8	o-Chlorotoluene	ND	5.0	1.2	ug/kg	
106-43-4	p-Chlorotoluene	ND	5.0	1.2	ug/kg	
56-23-5	Carbon tetrachloride	ND	5.0	1.8	ug/kg	
75-34-3	1,1-Dichloroethane	ND	5.0	1.1	ug/kg	
75-35-4	1,1-Dichloroethylene	ND	5.0	1.4	ug/kg	
563-58-6	1,1-Dichloropropene	ND	5.0	1.3	ug/kg	
96-12-8	1,2-Dibromo-3-chloropropane	ND	5.0	2.3	ug/kg	
106-93-4	1,2-Dibromoethane	ND	5.0	1.0	ug/kg	
107-06-2	1,2-Dichloroethane	ND	5.0	1.0	ug/kg	
78-87-5	1,2-Dichloropropane	ND	5.0	1.2	ug/kg	
142-28-9	1,3-Dichloropropane	ND	5.0	1.0	ug/kg	
108-20-3	Di-Isopropyl ether	ND	5.0	1.0	ug/kg	
594-20-7	2,2-Dichloropropane	ND	5.0	1.4	ug/kg	
124-48-1	Dibromochloromethane	ND	5.0	1.0	ug/kg	
75-71-8	Dichlorodifluoromethane	ND	5.0	1.5	ug/kg	
156-59-2	cis-1,2-Dichloroethylene	ND	5.0	1.5	ug/kg	
10061-01-5	cis-1,3-Dichloropropene	ND	5.0	1.0	ug/kg	
541-73-1	m-Dichlorobenzene	ND	5.0	1.2	ug/kg	
95-50-1	o-Dichlorobenzene	ND	5.0	1.1	ug/kg	
106-46-7	p-Dichlorobenzene	ND	5.0	1.1	ug/kg	
156-60-5	trans-1,2-Dichloroethylene	ND	5.0	1.5	ug/kg	
10061-02-6	trans-1,3-Dichloropropene	ND	5.0	1.1	ug/kg	
100-41-4	Ethylbenzene	ND	5.0	1.0	ug/kg	
637-92-3	Ethyl tert-Butyl Ether	ND	5.0	1.3	ug/kg	

## Method Blank Summary

**Job Number:** C17018

**Account:** ALNCA Accutest Northern California, Inc.

**Project:** IRISECAO: Romic Soil Investigation(Romic EPA) - 2081 Bay Road,East Palo Alto,CA

Sample	File ID	DF	Analyzed	By	Prep Date	Prep Batch	Analytical Batch
VK2215-MB	K052095.D	1	07/28/11	SH	n/a	n/a	VK2215

The QC reported here applies to the following samples:

Method: SW846 8260B

C17018-25, C17018-27, C17018-30, C17018-31, C17018-33

CAS No.	Compound	Result	RL	MDL	Units	Q
591-78-6	2-Hexanone	ND	25	5.4	ug/kg	
87-68-3	Hexachlorobutadiene	ND	5.0	2.0	ug/kg	
98-82-8	Isopropylbenzene	ND	5.0	1.1	ug/kg	
99-87-6	p-Isopropyltoluene	ND	5.0	1.2	ug/kg	
108-10-1	4-Methyl-2-pentanone	ND	25	5.5	ug/kg	
74-83-9	Methyl bromide	ND	5.0	2.0	ug/kg	
74-87-3	Methyl chloride	ND	5.0	2.0	ug/kg	
74-95-3	Methylene bromide	ND	5.0	1.5	ug/kg	
75-09-2	Methylene chloride	ND	10	4.6	ug/kg	
78-93-3	Methyl ethyl ketone	ND	25	6.1	ug/kg	
1634-04-4	Methyl Tert Butyl Ether	ND	5.0	2.0	ug/kg	
91-20-3	Naphthalene	ND	5.0	2.0	ug/kg	
103-65-1	n-Propylbenzene	ND	5.0	1.4	ug/kg	
100-42-5	Styrene	ND	5.0	2.6	ug/kg	
994-05-8	Tert-Amyl Methyl Ether	ND	5.0	1.3	ug/kg	
75-65-0	Tert Butyl Alcohol	ND	50	20	ug/kg	
630-20-6	1,1,1,2-Tetrachloroethane	ND	5.0	1.0	ug/kg	
71-55-6	1,1,1-Trichloroethane	ND	5.0	1.1	ug/kg	
79-34-5	1,1,2,2-Tetrachloroethane	ND	5.0	1.2	ug/kg	
79-00-5	1,1,2-Trichloroethane	ND	5.0	1.1	ug/kg	
87-61-6	1,2,3-Trichlorobenzene	ND	5.0	1.0	ug/kg	
96-18-4	1,2,3-Trichloropropane	ND	5.0	1.7	ug/kg	
120-82-1	1,2,4-Trichlorobenzene	ND	5.0	1.2	ug/kg	
95-63-6	1,2,4-Trimethylbenzene	ND	5.0	1.1	ug/kg	
108-67-8	1,3,5-Trimethylbenzene	ND	5.0	1.3	ug/kg	
127-18-4	Tetrachloroethylene	ND	5.0	1.0	ug/kg	
108-88-3	Toluene	ND	5.0	1.2	ug/kg	
79-01-6	Trichloroethylene	ND	5.0	1.2	ug/kg	
75-69-4	Trichlorofluoromethane	ND	5.0	2.0	ug/kg	
75-01-4	Vinyl chloride	ND	5.0	1.5	ug/kg	
1330-20-7	Xylene (total)	ND	15	3.2	ug/kg	

CAS No.	Surrogate Recoveries	Limits
1868-53-7	Dibromofluoromethane	105% 80-121%

## Method Blank Summary

**Job Number:** C17018  
**Account:** ALNCA Accutest Northern California, Inc.  
**Project:** IRISECAO: Romic Soil Investigation(Romic EPA) - 2081 Bay Road,East Palo Alto,CA

Sample	File ID	DF	Analyzed	By	Prep Date	Prep Batch	Analytical Batch
VK2215-MB	K052095.D	1	07/28/11	SH	n/a	n/a	VK2215

The QC reported here applies to the following samples:

Method: SW846 8260B

C17018-25, C17018-27, C17018-30, C17018-31, C17018-33

CAS No.	Surrogate Recoveries	Limits
2037-26-5	Toluene-D8	91% 71-130%
460-00-4	4-Bromofluorobenzene	106% 59-148%
17060-07-0	1,2-Dichloroethane-D4	102% 77-123%

## Method Blank Summary

**Job Number:** C17018

**Account:** ALNCA Accutest Northern California, Inc.

**Project:** IRISECAO: Romic Soil Investigation(Romic EPA) - 2081 Bay Road,East Palo Alto,CA

Sample	File ID	DF	Analyzed	By	Prep Date	Prep Batch	Analytical Batch
VG2760-MB	G0073928.D	1	07/29/11	MM	n/a	n/a	VG2760

The QC reported here applies to the following samples:

Method: SW846 8260B

C17018-15, C17018-16, C17018-17, C17018-18, C17018-19, C17018-20

CAS No.	Compound	Result	RL	MDL	Units	Q
67-64-1	Acetone	ND	50	20	ug/kg	
71-43-2	Benzene	ND	5.0	1.5	ug/kg	
108-86-1	Bromobenzene	ND	5.0	1.4	ug/kg	
74-97-5	Bromochloromethane	ND	5.0	1.4	ug/kg	
75-27-4	Bromodichloromethane	ND	5.0	1.1	ug/kg	
75-25-2	Bromoform	ND	5.0	1.5	ug/kg	
104-51-8	n-Butylbenzene	ND	5.0	1.3	ug/kg	
135-98-8	sec-Butylbenzene	ND	5.0	1.6	ug/kg	
98-06-6	tert-Butylbenzene	ND	5.0	1.2	ug/kg	
108-90-7	Chlorobenzene	ND	5.0	1.0	ug/kg	
75-00-3	Chloroethane	ND	5.0	2.0	ug/kg	
67-66-3	Chloroform	ND	5.0	1.2	ug/kg	
95-49-8	o-Chlorotoluene	ND	5.0	1.2	ug/kg	
106-43-4	p-Chlorotoluene	ND	5.0	1.2	ug/kg	
56-23-5	Carbon tetrachloride	ND	5.0	1.8	ug/kg	
75-34-3	1,1-Dichloroethane	ND	5.0	1.1	ug/kg	
75-35-4	1,1-Dichloroethylene	ND	5.0	1.4	ug/kg	
563-58-6	1,1-Dichloropropene	ND	5.0	1.3	ug/kg	
96-12-8	1,2-Dibromo-3-chloropropane	ND	5.0	2.3	ug/kg	
106-93-4	1,2-Dibromoethane	ND	5.0	1.0	ug/kg	
107-06-2	1,2-Dichloroethane	ND	5.0	1.0	ug/kg	
78-87-5	1,2-Dichloropropane	ND	5.0	1.2	ug/kg	
142-28-9	1,3-Dichloropropane	ND	5.0	1.0	ug/kg	
108-20-3	Di-Isopropyl ether	ND	5.0	1.0	ug/kg	
594-20-7	2,2-Dichloropropane	ND	5.0	1.4	ug/kg	
124-48-1	Dibromochloromethane	ND	5.0	1.0	ug/kg	
75-71-8	Dichlorodifluoromethane	ND	5.0	1.5	ug/kg	
156-59-2	cis-1,2-Dichloroethylene	ND	5.0	1.5	ug/kg	
10061-01-5	cis-1,3-Dichloropropene	ND	5.0	1.0	ug/kg	
541-73-1	m-Dichlorobenzene	ND	5.0	1.2	ug/kg	
95-50-1	o-Dichlorobenzene	ND	5.0	1.1	ug/kg	
106-46-7	p-Dichlorobenzene	ND	5.0	1.1	ug/kg	
156-60-5	trans-1,2-Dichloroethylene	ND	5.0	1.5	ug/kg	
10061-02-6	trans-1,3-Dichloropropene	ND	5.0	1.1	ug/kg	
100-41-4	Ethylbenzene	ND	5.0	1.0	ug/kg	
637-92-3	Ethyl tert-Butyl Ether	ND	5.0	1.3	ug/kg	

## Method Blank Summary

**Job Number:** C17018

**Account:** ALNCA Accutest Northern California, Inc.

**Project:** IRISECAO: Romic Soil Investigation(Romic EPA) - 2081 Bay Road,East Palo Alto,CA

Sample	File ID	DF	Analyzed	By	Prep Date	Prep Batch	Analytical Batch
VG2760-MB	G0073928.D	1	07/29/11	MM	n/a	n/a	VG2760

The QC reported here applies to the following samples:

Method: SW846 8260B

C17018-15, C17018-16, C17018-17, C17018-18, C17018-19, C17018-20

CAS No.	Compound	Result	RL	MDL	Units	Q
591-78-6	2-Hexanone	ND	25	5.4	ug/kg	
87-68-3	Hexachlorobutadiene	ND	5.0	2.0	ug/kg	
98-82-8	Isopropylbenzene	ND	5.0	1.1	ug/kg	
99-87-6	p-Isopropyltoluene	ND	5.0	1.2	ug/kg	
108-10-1	4-Methyl-2-pentanone	ND	25	5.5	ug/kg	
74-83-9	Methyl bromide	ND	5.0	2.0	ug/kg	
74-87-3	Methyl chloride	ND	5.0	2.0	ug/kg	
74-95-3	Methylene bromide	ND	5.0	1.5	ug/kg	
75-09-2	Methylene chloride	ND	10	4.6	ug/kg	
78-93-3	Methyl ethyl ketone	ND	25	6.1	ug/kg	
1634-04-4	Methyl Tert Butyl Ether	ND	5.0	2.0	ug/kg	
91-20-3	Naphthalene	ND	5.0	2.0	ug/kg	
103-65-1	n-Propylbenzene	ND	5.0	1.4	ug/kg	
100-42-5	Styrene	ND	5.0	2.6	ug/kg	
994-05-8	Tert-Amyl Methyl Ether	ND	5.0	1.3	ug/kg	
75-65-0	Tert Butyl Alcohol	ND	50	20	ug/kg	
630-20-6	1,1,1,2-Tetrachloroethane	ND	5.0	1.0	ug/kg	
71-55-6	1,1,1-Trichloroethane	ND	5.0	1.1	ug/kg	
79-34-5	1,1,2,2-Tetrachloroethane	ND	5.0	1.2	ug/kg	
79-00-5	1,1,2-Trichloroethane	ND	5.0	1.1	ug/kg	
87-61-6	1,2,3-Trichlorobenzene	1.4	5.0	1.0	ug/kg	J
96-18-4	1,2,3-Trichloropropane	ND	5.0	1.7	ug/kg	
120-82-1	1,2,4-Trichlorobenzene	ND	5.0	1.2	ug/kg	
95-63-6	1,2,4-Trimethylbenzene	ND	5.0	1.1	ug/kg	
108-67-8	1,3,5-Trimethylbenzene	ND	5.0	1.3	ug/kg	
127-18-4	Tetrachloroethylene	ND	5.0	1.0	ug/kg	
108-88-3	Toluene	ND	5.0	1.2	ug/kg	
79-01-6	Trichloroethylene	ND	5.0	1.2	ug/kg	
75-69-4	Trichlorofluoromethane	ND	5.0	2.0	ug/kg	
75-01-4	Vinyl chloride	ND	5.0	1.5	ug/kg	
1330-20-7	Xylene (total)	ND	15	3.2	ug/kg	

CAS No.	Surrogate Recoveries	Limits
1868-53-7	Dibromofluoromethane	106% 80-121%

## Method Blank Summary

**Job Number:** C17018  
**Account:** ALNCA Accutest Northern California, Inc.  
**Project:** IRISECAO: Romic Soil Investigation(Romic EPA) - 2081 Bay Road,East Palo Alto,CA

Sample	File ID	DF	Analyzed	By	Prep Date	Prep Batch	Analytical Batch
VG2760-MB	G0073928.D	1	07/29/11	MM	n/a	n/a	VG2760

The QC reported here applies to the following samples:

Method: SW846 8260B

C17018-15, C17018-16, C17018-17, C17018-18, C17018-19, C17018-20

CAS No.	Surrogate Recoveries	Limits
2037-26-5	Toluene-D8	85% 71-130%
460-00-4	4-Bromofluorobenzene	97% 59-148%
17060-07-0	1,2-Dichloroethane-D4	104% 77-123%

## Method Blank Summary

**Job Number:** C17018  
**Account:** ALNCA Accutest Northern California, Inc.  
**Project:** IRISECAO: Romic Soil Investigation(Romic EPA) - 2081 Bay Road,East Palo Alto,CA

Sample	File ID	DF	Analyzed	By	Prep Date	Prep Batch	Analytical Batch
VF1546-MB	F051075.D	1	07/29/11	SH	n/a	n/a	VF1546

The QC reported here applies to the following samples:

Method: SW846 8260B

C17018-22, C17018-23

CAS No.	Compound	Result	RL	MDL	Units	Q
156-59-2	cis-1,2-Dichloroethylene	ND	5.0	1.5	ug/kg	
100-41-4	Ethylbenzene	ND	5.0	1.0	ug/kg	
95-63-6	1,2,4-Trimethylbenzene	ND	5.0	1.1	ug/kg	
127-18-4	Tetrachloroethylene	ND	5.0	1.0	ug/kg	
108-88-3	Toluene	ND	5.0	1.2	ug/kg	
1330-20-7	Xylene (total)	ND	15	3.2	ug/kg	

CAS No.	Surrogate Recoveries	Limits
1868-53-7	Dibromofluoromethane	100% 80-121%
2037-26-5	Toluene-D8	98% 71-130%
460-00-4	4-Bromofluorobenzene	103% 59-148%
17060-07-0	1,2-Dichloroethane-D4	99% 77-123%

9.1.10  
9



## Method Blank Summary

**Job Number:** C17018

**Account:** ALNCA Accutest Northern California, Inc.

**Project:** IRISECAO: Romic Soil Investigation(Romic EPA) - 2081 Bay Road,East Palo Alto,CA

Sample	File ID	DF	Analyzed	By	Prep Date	Prep Batch	Analytical Batch
VH2627-MB	H070792.D	1	08/01/11	AH	n/a	n/a	VH2627

The QC reported here applies to the following samples:

Method: SW846 8260B

C17018-36

CAS No.	Compound	Result	RL	MDL	Units	Q
67-64-1	Acetone	ND	50	20	ug/kg	
71-43-2	Benzene	ND	5.0	1.5	ug/kg	
108-86-1	Bromobenzene	ND	5.0	1.4	ug/kg	
74-97-5	Bromochloromethane	ND	5.0	1.4	ug/kg	
75-27-4	Bromodichloromethane	ND	5.0	1.1	ug/kg	
75-25-2	Bromoform	ND	5.0	1.5	ug/kg	
104-51-8	n-Butylbenzene	ND	5.0	1.3	ug/kg	
135-98-8	sec-Butylbenzene	ND	5.0	1.6	ug/kg	
98-06-6	tert-Butylbenzene	ND	5.0	1.2	ug/kg	
108-90-7	Chlorobenzene	ND	5.0	1.0	ug/kg	
75-00-3	Chloroethane	ND	5.0	2.0	ug/kg	
67-66-3	Chloroform	ND	5.0	1.2	ug/kg	
95-49-8	o-Chlorotoluene	ND	5.0	1.2	ug/kg	
106-43-4	p-Chlorotoluene	ND	5.0	1.2	ug/kg	
56-23-5	Carbon tetrachloride	ND	5.0	1.8	ug/kg	
75-34-3	1,1-Dichloroethane	ND	5.0	1.1	ug/kg	
75-35-4	1,1-Dichloroethylene	ND	5.0	1.4	ug/kg	
563-58-6	1,1-Dichloropropene	ND	5.0	1.3	ug/kg	
96-12-8	1,2-Dibromo-3-chloropropane	ND	5.0	2.3	ug/kg	
106-93-4	1,2-Dibromoethane	ND	5.0	1.0	ug/kg	
107-06-2	1,2-Dichloroethane	ND	5.0	1.0	ug/kg	
78-87-5	1,2-Dichloropropane	ND	5.0	1.2	ug/kg	
142-28-9	1,3-Dichloropropane	ND	5.0	1.0	ug/kg	
108-20-3	Di-Isopropyl ether	ND	5.0	1.0	ug/kg	
594-20-7	2,2-Dichloropropane	ND	5.0	1.4	ug/kg	
124-48-1	Dibromochloromethane	ND	5.0	1.0	ug/kg	
75-71-8	Dichlorodifluoromethane	ND	5.0	1.5	ug/kg	
156-59-2	cis-1,2-Dichloroethylene	ND	5.0	1.5	ug/kg	
10061-01-5	cis-1,3-Dichloropropene	ND	5.0	1.0	ug/kg	
541-73-1	m-Dichlorobenzene	ND	5.0	1.2	ug/kg	
95-50-1	o-Dichlorobenzene	ND	5.0	1.1	ug/kg	
106-46-7	p-Dichlorobenzene	ND	5.0	1.1	ug/kg	
156-60-5	trans-1,2-Dichloroethylene	ND	5.0	1.5	ug/kg	
10061-02-6	trans-1,3-Dichloropropene	ND	5.0	1.1	ug/kg	
100-41-4	Ethylbenzene	ND	5.0	1.0	ug/kg	
637-92-3	Ethyl tert-Butyl Ether	ND	5.0	1.3	ug/kg	

## Method Blank Summary

**Job Number:** C17018

**Account:** ALNCA Accutest Northern California, Inc.

**Project:** IRISECAO: Romic Soil Investigation(Romic EPA) - 2081 Bay Road,East Palo Alto,CA

Sample	File ID	DF	Analyzed	By	Prep Date	Prep Batch	Analytical Batch
VH2627-MB	H070792.D	1	08/01/11	AH	n/a	n/a	VH2627

The QC reported here applies to the following samples:

Method: SW846 8260B

C17018-36

CAS No.	Compound	Result	RL	MDL	Units	Q
591-78-6	2-Hexanone	ND	25	5.4	ug/kg	
87-68-3	Hexachlorobutadiene	ND	5.0	2.0	ug/kg	
98-82-8	Isopropylbenzene	ND	5.0	1.1	ug/kg	
99-87-6	p-Isopropyltoluene	ND	5.0	1.2	ug/kg	
108-10-1	4-Methyl-2-pentanone	ND	25	5.5	ug/kg	
74-83-9	Methyl bromide	ND	5.0	2.0	ug/kg	
74-87-3	Methyl chloride	ND	5.0	2.0	ug/kg	
74-95-3	Methylene bromide	ND	5.0	1.5	ug/kg	
75-09-2	Methylene chloride	ND	10	4.6	ug/kg	
78-93-3	Methyl ethyl ketone	ND	25	6.1	ug/kg	
1634-04-4	Methyl Tert Butyl Ether	ND	5.0	2.0	ug/kg	
91-20-3	Naphthalene	ND	5.0	2.0	ug/kg	
103-65-1	n-Propylbenzene	ND	5.0	1.4	ug/kg	
100-42-5	Styrene	ND	5.0	2.6	ug/kg	
994-05-8	Tert-Amyl Methyl Ether	ND	5.0	1.3	ug/kg	
75-65-0	Tert Butyl Alcohol	ND	50	20	ug/kg	
630-20-6	1,1,1,2-Tetrachloroethane	ND	5.0	1.0	ug/kg	
71-55-6	1,1,1-Trichloroethane	ND	5.0	1.1	ug/kg	
79-34-5	1,1,2,2-Tetrachloroethane	ND	5.0	1.2	ug/kg	
79-00-5	1,1,2-Trichloroethane	ND	5.0	1.1	ug/kg	
87-61-6	1,2,3-Trichlorobenzene	ND	5.0	1.0	ug/kg	
96-18-4	1,2,3-Trichloropropane	ND	5.0	1.7	ug/kg	
120-82-1	1,2,4-Trichlorobenzene	ND	5.0	1.2	ug/kg	
95-63-6	1,2,4-Trimethylbenzene	ND	5.0	1.1	ug/kg	
108-67-8	1,3,5-Trimethylbenzene	ND	5.0	1.3	ug/kg	
127-18-4	Tetrachloroethylene	ND	5.0	1.0	ug/kg	
108-88-3	Toluene	ND	5.0	1.2	ug/kg	
79-01-6	Trichloroethylene	ND	5.0	1.2	ug/kg	
75-69-4	Trichlorofluoromethane	ND	5.0	2.0	ug/kg	
75-01-4	Vinyl chloride	ND	5.0	1.5	ug/kg	
1330-20-7	Xylene (total)	ND	15	3.2	ug/kg	

CAS No.	Surrogate Recoveries	Limits
1868-53-7	Dibromofluoromethane	100% 80-121%

## Method Blank Summary

**Job Number:** C17018  
**Account:** ALNCA Accutest Northern California, Inc.  
**Project:** IRISECAO: Romic Soil Investigation(Romic EPA) - 2081 Bay Road,East Palo Alto,CA

Sample	File ID	DF	Analyzed	By	Prep Date	Prep Batch	Analytical Batch
VH2627-MB	H070792.D	1	08/01/11	AH	n/a	n/a	VH2627

The QC reported here applies to the following samples:

Method: SW846 8260B

C17018-36

CAS No.	Surrogate Recoveries	Limits
2037-26-5	Toluene-D8	90% 71-130%
460-00-4	4-Bromofluorobenzene	99% 59-148%
17060-07-0	1,2-Dichloroethane-D4	101% 77-123%

## Method Blank Summary

**Job Number:** C17018

**Account:** ALNCA Accutest Northern California, Inc.

**Project:** IRISECAO: Romic Soil Investigation(Romic EPA) - 2081 Bay Road,East Palo Alto,CA

Sample	File ID	DF	Analyzed	By	Prep Date	Prep Batch	Analytical Batch
VG2762-MB	G0073989.D	1	08/02/11	MM	n/a	n/a	VG2762

The QC reported here applies to the following samples:

Method: SW846 8260B

C17018-10, C17018-14, C17018-18, C17018-35

CAS No.	Compound	Result	RL	MDL	Units	Q
67-64-1	Acetone	ND	50	20	ug/kg	
71-43-2	Benzene	ND	5.0	1.5	ug/kg	
108-86-1	Bromobenzene	ND	5.0	1.4	ug/kg	
74-97-5	Bromochloromethane	ND	5.0	1.4	ug/kg	
75-27-4	Bromodichloromethane	ND	5.0	1.1	ug/kg	
75-25-2	Bromoform	ND	5.0	1.5	ug/kg	
104-51-8	n-Butylbenzene	ND	5.0	1.3	ug/kg	
135-98-8	sec-Butylbenzene	ND	5.0	1.6	ug/kg	
98-06-6	tert-Butylbenzene	ND	5.0	1.2	ug/kg	
108-90-7	Chlorobenzene	ND	5.0	1.0	ug/kg	
75-00-3	Chloroethane	ND	5.0	2.0	ug/kg	
67-66-3	Chloroform	ND	5.0	1.2	ug/kg	
95-49-8	o-Chlorotoluene	ND	5.0	1.2	ug/kg	
106-43-4	p-Chlorotoluene	ND	5.0	1.2	ug/kg	
56-23-5	Carbon tetrachloride	ND	5.0	1.8	ug/kg	
75-34-3	1,1-Dichloroethane	ND	5.0	1.1	ug/kg	
75-35-4	1,1-Dichloroethylene	ND	5.0	1.4	ug/kg	
563-58-6	1,1-Dichloropropene	ND	5.0	1.3	ug/kg	
96-12-8	1,2-Dibromo-3-chloropropane	ND	5.0	2.3	ug/kg	
106-93-4	1,2-Dibromoethane	ND	5.0	1.0	ug/kg	
107-06-2	1,2-Dichloroethane	ND	5.0	1.0	ug/kg	
78-87-5	1,2-Dichloropropane	ND	5.0	1.2	ug/kg	
142-28-9	1,3-Dichloropropane	ND	5.0	1.0	ug/kg	
108-20-3	Di-Isopropyl ether	ND	5.0	1.0	ug/kg	
594-20-7	2,2-Dichloropropane	ND	5.0	1.4	ug/kg	
124-48-1	Dibromochloromethane	ND	5.0	1.0	ug/kg	
75-71-8	Dichlorodifluoromethane	ND	5.0	1.5	ug/kg	
156-59-2	cis-1,2-Dichloroethylene	ND	5.0	1.5	ug/kg	
10061-01-5	cis-1,3-Dichloropropene	ND	5.0	1.0	ug/kg	
541-73-1	m-Dichlorobenzene	ND	5.0	1.2	ug/kg	
95-50-1	o-Dichlorobenzene	ND	5.0	1.1	ug/kg	
106-46-7	p-Dichlorobenzene	ND	5.0	1.1	ug/kg	
156-60-5	trans-1,2-Dichloroethylene	ND	5.0	1.5	ug/kg	
10061-02-6	trans-1,3-Dichloropropene	ND	5.0	1.1	ug/kg	
100-41-4	Ethylbenzene	ND	5.0	1.0	ug/kg	
637-92-3	Ethyl tert-Butyl Ether	ND	5.0	1.3	ug/kg	

## Method Blank Summary

**Job Number:** C17018

**Account:** ALNCA Accutest Northern California, Inc.

**Project:** IRISECAO: Romic Soil Investigation(Romic EPA) - 2081 Bay Road,East Palo Alto,CA

Sample	File ID	DF	Analyzed	By	Prep Date	Prep Batch	Analytical Batch
VG2762-MB	G0073989.D	1	08/02/11	MM	n/a	n/a	VG2762

The QC reported here applies to the following samples:

Method: SW846 8260B

C17018-10, C17018-14, C17018-18, C17018-35

CAS No.	Compound	Result	RL	MDL	Units	Q
591-78-6	2-Hexanone	ND	25	5.4	ug/kg	
87-68-3	Hexachlorobutadiene	ND	5.0	2.0	ug/kg	
98-82-8	Isopropylbenzene	ND	5.0	1.1	ug/kg	
99-87-6	p-Isopropyltoluene	ND	5.0	1.2	ug/kg	
108-10-1	4-Methyl-2-pentanone	ND	25	5.5	ug/kg	
74-83-9	Methyl bromide	ND	5.0	2.0	ug/kg	
74-87-3	Methyl chloride	ND	5.0	2.0	ug/kg	
74-95-3	Methylene bromide	ND	5.0	1.5	ug/kg	
75-09-2	Methylene chloride	ND	10	4.6	ug/kg	
78-93-3	Methyl ethyl ketone	ND	25	6.1	ug/kg	
1634-04-4	Methyl Tert Butyl Ether	ND	5.0	2.0	ug/kg	
91-20-3	Naphthalene	ND	5.0	2.0	ug/kg	
103-65-1	n-Propylbenzene	ND	5.0	1.4	ug/kg	
100-42-5	Styrene	ND	5.0	2.6	ug/kg	
994-05-8	Tert-Amyl Methyl Ether	ND	5.0	1.3	ug/kg	
75-65-0	Tert Butyl Alcohol	ND	50	20	ug/kg	
630-20-6	1,1,1,2-Tetrachloroethane	ND	5.0	1.0	ug/kg	
71-55-6	1,1,1-Trichloroethane	ND	5.0	1.1	ug/kg	
79-34-5	1,1,2,2-Tetrachloroethane	ND	5.0	1.2	ug/kg	
79-00-5	1,1,2-Trichloroethane	ND	5.0	1.1	ug/kg	
87-61-6	1,2,3-Trichlorobenzene	1.4	5.0	1.0	ug/kg	J
96-18-4	1,2,3-Trichloropropane	ND	5.0	1.7	ug/kg	
120-82-1	1,2,4-Trichlorobenzene	ND	5.0	1.2	ug/kg	
95-63-6	1,2,4-Trimethylbenzene	ND	5.0	1.1	ug/kg	
108-67-8	1,3,5-Trimethylbenzene	ND	5.0	1.3	ug/kg	
127-18-4	Tetrachloroethylene	ND	5.0	1.0	ug/kg	
108-88-3	Toluene	ND	5.0	1.2	ug/kg	
79-01-6	Trichloroethylene	ND	5.0	1.2	ug/kg	
75-69-4	Trichlorofluoromethane	ND	5.0	2.0	ug/kg	
75-01-4	Vinyl chloride	ND	5.0	1.5	ug/kg	
1330-20-7	Xylene (total)	ND	15	3.2	ug/kg	

CAS No.	Surrogate Recoveries	Limits
1868-53-7	Dibromofluoromethane	106% 80-121%

## Method Blank Summary

**Job Number:** C17018  
**Account:** ALNCA Accutest Northern California, Inc.  
**Project:** IRISECAO: Romic Soil Investigation(Romic EPA) - 2081 Bay Road,East Palo Alto,CA

Sample	File ID	DF	Analyzed	By	Prep Date	Prep Batch	Analytical Batch
VG2762-MB	G0073989.D	1	08/02/11	MM	n/a	n/a	VG2762

The QC reported here applies to the following samples:

Method: SW846 8260B

C17018-10, C17018-14, C17018-18, C17018-35

CAS No.	Surrogate Recoveries	Limits
2037-26-5	Toluene-D8	85% 71-130%
460-00-4	4-Bromofluorobenzene	101% 59-148%
17060-07-0	1,2-Dichloroethane-D4	104% 77-123%

## Method Blank Summary

**Job Number:** C17018

**Account:** ALNCA Accutest Northern California, Inc.

**Project:** IRISECAO: Romic Soil Investigation(Romic EPA) - 2081 Bay Road,East Palo Alto,CA

Sample	File ID	DF	Analyzed	By	Prep Date	Prep Batch	Analytical Batch
VH2628-MB	H070815.D	1	08/02/11	AH	n/a	n/a	VH2628

The QC reported here applies to the following samples:

Method: SW846 8260B

C17018-34

CAS No.	Compound	Result	RL	MDL	Units	Q
67-64-1	Acetone	ND	50	20	ug/kg	
71-43-2	Benzene	ND	5.0	1.5	ug/kg	
108-86-1	Bromobenzene	ND	5.0	1.4	ug/kg	
74-97-5	Bromochloromethane	ND	5.0	1.4	ug/kg	
75-27-4	Bromodichloromethane	ND	5.0	1.1	ug/kg	
75-25-2	Bromoform	ND	5.0	1.5	ug/kg	
104-51-8	n-Butylbenzene	ND	5.0	1.3	ug/kg	
135-98-8	sec-Butylbenzene	ND	5.0	1.6	ug/kg	
98-06-6	tert-Butylbenzene	ND	5.0	1.2	ug/kg	
108-90-7	Chlorobenzene	ND	5.0	1.0	ug/kg	
75-00-3	Chloroethane	ND	5.0	2.0	ug/kg	
67-66-3	Chloroform	ND	5.0	1.2	ug/kg	
95-49-8	o-Chlorotoluene	ND	5.0	1.2	ug/kg	
106-43-4	p-Chlorotoluene	ND	5.0	1.2	ug/kg	
56-23-5	Carbon tetrachloride	ND	5.0	1.8	ug/kg	
75-34-3	1,1-Dichloroethane	ND	5.0	1.1	ug/kg	
75-35-4	1,1-Dichloroethylene	ND	5.0	1.4	ug/kg	
563-58-6	1,1-Dichloropropene	ND	5.0	1.3	ug/kg	
96-12-8	1,2-Dibromo-3-chloropropane	ND	5.0	2.3	ug/kg	
106-93-4	1,2-Dibromoethane	ND	5.0	1.0	ug/kg	
107-06-2	1,2-Dichloroethane	ND	5.0	1.0	ug/kg	
78-87-5	1,2-Dichloropropane	ND	5.0	1.2	ug/kg	
142-28-9	1,3-Dichloropropane	ND	5.0	1.0	ug/kg	
108-20-3	Di-Isopropyl ether	ND	5.0	1.0	ug/kg	
594-20-7	2,2-Dichloropropane	ND	5.0	1.4	ug/kg	
124-48-1	Dibromochloromethane	ND	5.0	1.0	ug/kg	
75-71-8	Dichlorodifluoromethane	ND	5.0	1.5	ug/kg	
156-59-2	cis-1,2-Dichloroethylene	ND	5.0	1.5	ug/kg	
10061-01-5	cis-1,3-Dichloropropene	ND	5.0	1.0	ug/kg	
541-73-1	m-Dichlorobenzene	ND	5.0	1.2	ug/kg	
95-50-1	o-Dichlorobenzene	ND	5.0	1.1	ug/kg	
106-46-7	p-Dichlorobenzene	ND	5.0	1.1	ug/kg	
156-60-5	trans-1,2-Dichloroethylene	ND	5.0	1.5	ug/kg	
10061-02-6	trans-1,3-Dichloropropene	ND	5.0	1.1	ug/kg	
100-41-4	Ethylbenzene	ND	5.0	1.0	ug/kg	
637-92-3	Ethyl tert-Butyl Ether	ND	5.0	1.3	ug/kg	

## Method Blank Summary

**Job Number:** C17018

**Account:** ALNCA Accutest Northern California, Inc.

**Project:** IRISECAO: Romic Soil Investigation(Romic EPA) - 2081 Bay Road,East Palo Alto,CA

Sample	File ID	DF	Analyzed	By	Prep Date	Prep Batch	Analytical Batch
VH2628-MB	H070815.D	1	08/02/11	AH	n/a	n/a	VH2628

The QC reported here applies to the following samples:

Method: SW846 8260B

C17018-34

CAS No.	Compound	Result	RL	MDL	Units	Q
591-78-6	2-Hexanone	ND	25	5.4	ug/kg	
87-68-3	Hexachlorobutadiene	ND	5.0	2.0	ug/kg	
98-82-8	Isopropylbenzene	ND	5.0	1.1	ug/kg	
99-87-6	p-Isopropyltoluene	ND	5.0	1.2	ug/kg	
108-10-1	4-Methyl-2-pentanone	ND	25	5.5	ug/kg	
74-83-9	Methyl bromide	ND	5.0	2.0	ug/kg	
74-87-3	Methyl chloride	ND	5.0	2.0	ug/kg	
74-95-3	Methylene bromide	ND	5.0	1.5	ug/kg	
75-09-2	Methylene chloride	7.3	10	4.6	ug/kg	J
78-93-3	Methyl ethyl ketone	ND	25	6.1	ug/kg	
1634-04-4	Methyl Tert Butyl Ether	ND	5.0	2.0	ug/kg	
91-20-3	Naphthalene	ND	5.0	2.0	ug/kg	
103-65-1	n-Propylbenzene	ND	5.0	1.4	ug/kg	
100-42-5	Styrene	ND	5.0	2.6	ug/kg	
994-05-8	Tert-Amyl Methyl Ether	ND	5.0	1.3	ug/kg	
75-65-0	Tert Butyl Alcohol	ND	50	20	ug/kg	
630-20-6	1,1,1,2-Tetrachloroethane	ND	5.0	1.0	ug/kg	
71-55-6	1,1,1-Trichloroethane	ND	5.0	1.1	ug/kg	
79-34-5	1,1,2,2-Tetrachloroethane	ND	5.0	1.2	ug/kg	
79-00-5	1,1,2-Trichloroethane	ND	5.0	1.1	ug/kg	
87-61-6	1,2,3-Trichlorobenzene	ND	5.0	1.0	ug/kg	
96-18-4	1,2,3-Trichloropropane	ND	5.0	1.7	ug/kg	
120-82-1	1,2,4-Trichlorobenzene	ND	5.0	1.2	ug/kg	
95-63-6	1,2,4-Trimethylbenzene	ND	5.0	1.1	ug/kg	
108-67-8	1,3,5-Trimethylbenzene	ND	5.0	1.3	ug/kg	
127-18-4	Tetrachloroethylene	ND	5.0	1.0	ug/kg	
108-88-3	Toluene	ND	5.0	1.2	ug/kg	
79-01-6	Trichloroethylene	ND	5.0	1.2	ug/kg	
75-69-4	Trichlorofluoromethane	ND	5.0	2.0	ug/kg	
75-01-4	Vinyl chloride	ND	5.0	1.5	ug/kg	
1330-20-7	Xylene (total)	ND	15	3.2	ug/kg	

CAS No.	Surrogate Recoveries	Limits
1868-53-7	Dibromofluoromethane	104% 80-121%



## Method Blank Summary

**Job Number:** C17018  
**Account:** ALNCA Accutest Northern California, Inc.  
**Project:** IRISECAO: Romic Soil Investigation(Romic EPA) - 2081 Bay Road,East Palo Alto,CA

Sample	File ID	DF	Analyzed	By	Prep Date	Prep Batch	Analytical Batch
VH2628-MB	H070815.D	1	08/02/11	AH	n/a	n/a	VH2628

The QC reported here applies to the following samples:

Method: SW846 8260B

C17018-34

CAS No.	Surrogate Recoveries	Limits
2037-26-5	Toluene-D8	90% 71-130%
460-00-4	4-Bromofluorobenzene	99% 59-148%
17060-07-0	1,2-Dichloroethane-D4	102% 77-123%

## Method Blank Summary

**Job Number:** C17018  
**Account:** ALNCA Accutest Northern California, Inc.  
**Project:** IRISECAO: Romic Soil Investigation(Romic EPA) - 2081 Bay Road,East Palo Alto,CA

Sample	File ID	DF	Analyzed	By	Prep Date	Prep Batch	Analytical Batch
VF1550-MB	F051203.D	1	08/03/11	WV	n/a	n/a	VF1550

The QC reported here applies to the following samples: Method: SW846 8260B

C17018-14

CAS No.	Compound	Result	RL	MDL	Units	Q
100-41-4	Ethylbenzene	ND	5.0	1.0	ug/kg	
108-88-3	Toluene	ND	5.0	1.2	ug/kg	
1330-20-7	Xylene (total)	ND	15	3.2	ug/kg	

CAS No.	Surrogate Recoveries	Limits	
1868-53-7	Dibromofluoromethane	97%	80-121%
2037-26-5	Toluene-D8	99%	71-130%
460-00-4	4-Bromofluorobenzene	101%	59-148%
17060-07-0	1,2-Dichloroethane-D4	94%	77-123%

9.1.14  
9

# Blank Spike Summary

**Job Number:** C17018

**Account:** ALNCA Accutest Northern California, Inc.

**Project:** IRISECAO: Romic Soil Investigation(Romic EPA) - 2081 Bay Road,East Palo Alto,CA

Sample	File ID	DF	Analyzed	By	Prep Date	Prep Batch	Analytical Batch
VG2754-BS	G0073752.D	1	07/21/11	MM	n/a	n/a	VG2754

The QC reported here applies to the following samples:

Method: SW846 8260B

C17018-1, C17018-2, C17018-3, C17018-4, C17018-5, C17018-6, C17018-7, C17018-9, C17018-10

CAS No.	Compound	Spike ug/kg	BSP ug/kg	BSP %	Limits
67-64-1	Acetone	250	127	51*	61-144
71-43-2	Benzene	50	52.9	106	78-130
108-86-1	Bromobenzene	50	51.4	103	78-123
74-97-5	Bromochloromethane	50	52.3	105	72-122
75-27-4	Bromodichloromethane	50	53.2	106	73-122
75-25-2	Bromoform	50	43.7	87	70-139
104-51-8	n-Butylbenzene	50	49.9	100	80-138
135-98-8	sec-Butylbenzene	50	51.4	103	82-132
98-06-6	tert-Butylbenzene	50	50.6	101	79-130
108-90-7	Chlorobenzene	50	51.2	102	83-122
75-00-3	Chloroethane	50	51.7	103	61-153
67-66-3	Chloroform	50	52.2	104	79-129
95-49-8	o-Chlorotoluene	50	51.2	102	77-123
106-43-4	p-Chlorotoluene	50	52.2	104	78-129
56-23-5	Carbon tetrachloride	50	44.8	90	79-135
75-34-3	1,1-Dichloroethane	50	52.3	105	77-132
75-35-4	1,1-Dichloroethylene	50	52.0	104	66-132
563-58-6	1,1-Dichloropropene	50	51.1	102	81-133
96-12-8	1,2-Dibromo-3-chloropropane	50	52.0	104	67-129
106-93-4	1,2-Dibromoethane	50	51.2	102	77-126
107-06-2	1,2-Dichloroethane	50	54.6	109	78-129
78-87-5	1,2-Dichloropropane	50	53.2	106	74-127
142-28-9	1,3-Dichloropropane	50	51.9	104	78-118
108-20-3	Di-Isopropyl ether	50	57.4	115	75-131
594-20-7	2,2-Dichloropropane	50	47.9	96	80-137
124-48-1	Dibromochloromethane	50	44.3	89	78-117
75-71-8	Dichlorodifluoromethane	50	49.2	98	35-162
156-59-2	cis-1,2-Dichloroethylene	50	54.2	108	74-123
10061-01-5	cis-1,3-Dichloropropene	50	53.9	108	79-130
541-73-1	m-Dichlorobenzene	50	50.3	101	82-126
95-50-1	o-Dichlorobenzene	50	50.9	102	83-123
106-46-7	p-Dichlorobenzene	50	50.5	101	84-124
156-60-5	trans-1,2-Dichloroethylene	50	51.2	102	77-129
10061-02-6	trans-1,3-Dichloropropene	50	51.2	102	87-131
100-41-4	Ethylbenzene	50	49.7	99	82-124
637-92-3	Ethyl tert-Butyl Ether	50	54.0	108	85-141

# Blank Spike Summary

**Job Number:** C17018

**Account:** ALNCA Accutest Northern California, Inc.

**Project:** IRISECAO: Romic Soil Investigation(Romic EPA) - 2081 Bay Road,East Palo Alto,CA

Sample	File ID	DF	Analyzed	By	Prep Date	Prep Batch	Analytical Batch
VG2754-BS	G0073752.D	1	07/21/11	MM	n/a	n/a	VG2754

The QC reported here applies to the following samples:

Method: SW846 8260B

C17018-1, C17018-2, C17018-3, C17018-4, C17018-5, C17018-6, C17018-7, C17018-9, C17018-10

CAS No.	Compound	Spike ug/kg	BSP ug/kg	BSP %	Limits
591-78-6	2-Hexanone	250	244	98	67-130
87-68-3	Hexachlorobutadiene	50	51.3	103	77-150
98-82-8	Isopropylbenzene	50	56.7	113	82-133
99-87-6	p-Isopropyltoluene	50	52.4	105	82-132
108-10-1	4-Methyl-2-pentanone	250	282	113	69-125
74-83-9	Methyl bromide	50	49.9	100	60-146
74-87-3	Methyl chloride	50	51.1	102	58-163
74-95-3	Methylene bromide	50	55.7	111	75-128
75-09-2	Methylene chloride	50	57.2	114	62-140
78-93-3	Methyl ethyl ketone	250	198	79	66-134
1634-04-4	Methyl Tert Butyl Ether	50	56.3	113	70-131
91-20-3	Naphthalene	50	55.2	110	59-143
103-65-1	n-Propylbenzene	50	51.5	103	78-129
100-42-5	Styrene	50	51.5	103	79-123
994-05-8	Tert-Amyl Methyl Ether	50	56.3	113	76-130
75-65-0	Tert Butyl Alcohol	500	490	98	72-124
630-20-6	1,1,1,2-Tetrachloroethane	50	51.2	102	81-121
71-55-6	1,1,1-Trichloroethane	50	49.3	99	80-133
79-34-5	1,1,2,2-Tetrachloroethane	50	55.1	110	70-128
79-00-5	1,1,2-Trichloroethane	50	51.5	103	76-118
87-61-6	1,2,3-Trichlorobenzene	50	52.7	105	78-136
96-18-4	1,2,3-Trichloropropane	50	55.4	111	74-125
120-82-1	1,2,4-Trichlorobenzene	50	51.3	103	82-137
95-63-6	1,2,4-Trimethylbenzene	50	51.2	102	77-129
108-67-8	1,3,5-Trimethylbenzene	50	50.6	101	79-129
127-18-4	Tetrachloroethylene	50	50.5	101	79-132
108-88-3	Toluene	50	48.1	96	80-123
79-01-6	Trichloroethylene	50	52.6	105	78-132
75-69-4	Trichlorofluoromethane	50	56.4	113	67-149
75-01-4	Vinyl chloride	50	49.3	99	60-145
1330-20-7	Xylene (total)	150	157	105	83-127

CAS No.	Surrogate Recoveries	BSP	Limits
1868-53-7	Dibromofluoromethane	99%	80-121%

9.2.1  
9

## Blank Spike Summary

**Job Number:** C17018  
**Account:** ALNCA Accutest Northern California, Inc.  
**Project:** IRISECAO: Romic Soil Investigation(Romic EPA) - 2081 Bay Road,East Palo Alto,CA

Sample	File ID	DF	Analyzed	By	Prep Date	Prep Batch	Analytical Batch
VG2754-BS	G0073752.D	1	07/21/11	MM	n/a	n/a	VG2754

The QC reported here applies to the following samples:

Method: SW846 8260B

C17018-1, C17018-2, C17018-3, C17018-4, C17018-5, C17018-6, C17018-7, C17018-9, C17018-10

CAS No.	Surrogate Recoveries	BSP	Limits
2037-26-5	Toluene-D8	94%	71-130%
460-00-4	4-Bromofluorobenzene	100%	59-148%
17060-07-0	1,2-Dichloroethane-D4	99%	77-123%

# Blank Spike Summary

**Job Number:** C17018

**Account:** ALNCA Accutest Northern California, Inc.

**Project:** IRISECAO: Romic Soil Investigation(Romic EPA) - 2081 Bay Road,East Palo Alto,CA

Sample	File ID	DF	Analyzed	By	Prep Date	Prep Batch	Analytical Batch
VG2755-BS	G0073785.D	1	07/22/11	MM	n/a	n/a	VG2755

The QC reported here applies to the following samples:

Method: SW846 8260B

C17018-8, C17018-10, C17018-11

CAS No.	Compound	Spike ug/kg	BSP ug/kg	BSP %	Limits
67-64-1	Acetone	250	117	47*	61-144
71-43-2	Benzene	50	50.9	102	78-130
108-86-1	Bromobenzene	50	53.9	108	78-123
74-97-5	Bromochloromethane	50	51.5	103	72-122
75-27-4	Bromodichloromethane	50	52.9	106	73-122
75-25-2	Bromoform	50	54.7	109	70-139
104-51-8	n-Butylbenzene	50	49.6	99	80-138
135-98-8	sec-Butylbenzene	50	51.2	102	82-132
98-06-6	tert-Butylbenzene	50	51.4	103	79-130
108-90-7	Chlorobenzene	50	50.3	101	83-122
75-00-3	Chloroethane	50	45.3	91	61-153
67-66-3	Chloroform	50	50.7	101	79-129
95-49-8	o-Chlorotoluene	50	51.8	104	77-123
106-43-4	p-Chlorotoluene	50	53.1	106	78-129
56-23-5	Carbon tetrachloride	50	46.4	93	79-135
75-34-3	1,1-Dichloroethane	50	49.2	98	77-132
75-35-4	1,1-Dichloroethylene	50	46.6	93	66-132
563-58-6	1,1-Dichloropropene	50	50.0	100	81-133
96-12-8	1,2-Dibromo-3-chloropropane	50	51.1	102	67-129
106-93-4	1,2-Dibromoethane	50	43.9	88	77-126
107-06-2	1,2-Dichloroethane	50	51.1	102	78-129
78-87-5	1,2-Dichloropropane	50	51.5	103	74-127
142-28-9	1,3-Dichloropropane	50	49.9	100	78-118
108-20-3	Di-Isopropyl ether	50	52.2	104	75-131
594-20-7	2,2-Dichloropropane	50	47.6	95	80-137
124-48-1	Dibromochloromethane	50	43.4	87	78-117
75-71-8	Dichlorodifluoromethane	50	45.7	91	35-162
156-59-2	cis-1,2-Dichloroethylene	50	49.8	100	74-123
10061-01-5	cis-1,3-Dichloropropene	50	54.0	108	79-130
541-73-1	m-Dichlorobenzene	50	52.9	106	82-126
95-50-1	o-Dichlorobenzene	50	54.9	110	83-123
106-46-7	p-Dichlorobenzene	50	51.5	103	84-124
156-60-5	trans-1,2-Dichloroethylene	50	47.3	95	77-129
10061-02-6	trans-1,3-Dichloropropene	50	55.4	111	87-131
100-41-4	Ethylbenzene	50	48.8	98	82-124
637-92-3	Ethyl tert-Butyl Ether	50	49.7	99	85-141

# Blank Spike Summary

**Job Number:** C17018

**Account:** ALNCA Accutest Northern California, Inc.

**Project:** IRISECAO: Romic Soil Investigation(Romic EPA) - 2081 Bay Road,East Palo Alto,CA

Sample	File ID	DF	Analyzed	By	Prep Date	Prep Batch	Analytical Batch
VG2755-BS	G0073785.D	1	07/22/11	MM	n/a	n/a	VG2755

The QC reported here applies to the following samples:

Method: SW846 8260B

C17018-8, C17018-10, C17018-11

CAS No.	Compound	Spike ug/kg	BSP ug/kg	BSP %	Limits
591-78-6	2-Hexanone	250	226	90	67-130
87-68-3	Hexachlorobutadiene	50	59.5	119	77-150
98-82-8	Isopropylbenzene	50	56.5	113	82-133
99-87-6	p-Isopropyltoluene	50	51.9	104	82-132
108-10-1	4-Methyl-2-pentanone	250	254	102	69-125
74-83-9	Methyl bromide	50	51.8	104	60-146
74-87-3	Methyl chloride	50	47.4	95	58-163
74-95-3	Methylene bromide	50	53.3	107	75-128
75-09-2	Methylene chloride	50	51.8	104	62-140
78-93-3	Methyl ethyl ketone	250	183	73	66-134
1634-04-4	Methyl Tert Butyl Ether	50	49.5	99	70-131
91-20-3	Naphthalene	50	53.8	108	59-143
103-65-1	n-Propylbenzene	50	52.1	104	78-129
100-42-5	Styrene	50	52.2	104	79-123
994-05-8	Tert-Amyl Methyl Ether	50	51.5	103	76-130
75-65-0	Tert Butyl Alcohol	500	478	96	72-124
630-20-6	1,1,1,2-Tetrachloroethane	50	50.7	101	81-121
71-55-6	1,1,1-Trichloroethane	50	48.0	96	80-133
79-34-5	1,1,2,2-Tetrachloroethane	50	53.1	106	70-128
79-00-5	1,1,2-Trichloroethane	50	51.5	103	76-118
87-61-6	1,2,3-Trichlorobenzene	50	58.9	118	78-136
96-18-4	1,2,3-Trichloropropane	50	53.9	108	74-125
120-82-1	1,2,4-Trichlorobenzene	50	55.7	111	82-137
95-63-6	1,2,4-Trimethylbenzene	50	51.5	103	77-129
108-67-8	1,3,5-Trimethylbenzene	50	51.0	102	79-129
127-18-4	Tetrachloroethylene	50	53.8	108	79-132
108-88-3	Toluene	50	48.6	97	80-123
79-01-6	Trichloroethylene	50	52.5	105	78-132
75-69-4	Trichlorofluoromethane	50	42.2	84	67-149
75-01-4	Vinyl chloride	50	47.4	95	60-145
1330-20-7	Xylene (total)	150	150	100	83-127

CAS No.	Surrogate Recoveries	BSP	Limits
1868-53-7	Dibromofluoromethane	105%	80-121%

9.2.2  
9

## Blank Spike Summary

**Job Number:** C17018  
**Account:** ALNCA Accutest Northern California, Inc.  
**Project:** IRISECAO: Romic Soil Investigation(Romic EPA) - 2081 Bay Road,East Palo Alto,CA

Sample	File ID	DF	Analyzed	By	Prep Date	Prep Batch	Analytical Batch
VG2755-BS	G0073785.D	1	07/22/11	MM	n/a	n/a	VG2755

The QC reported here applies to the following samples:

Method: SW846 8260B

C17018-8, C17018-10, C17018-11

CAS No.	Surrogate Recoveries	BSP	Limits
2037-26-5	Toluene-D8	97%	71-130%
460-00-4	4-Bromofluorobenzene	102%	59-148%
17060-07-0	1,2-Dichloroethane-D4	99%	77-123%



# Blank Spike Summary

**Job Number:** C17018

**Account:** ALNCA Accutest Northern California, Inc.

**Project:** IRISECAO: Romic Soil Investigation(Romic EPA) - 2081 Bay Road,East Palo Alto,CA

Sample	File ID	DF	Analyzed	By	Prep Date	Prep Batch	Analytical Batch
VG2756-BS	G0073824.D	1	07/25/11	MM	n/a	n/a	VG2756

The QC reported here applies to the following samples:

Method: SW846 8260B

C17018-12, C17018-13, C17018-18

CAS No.	Compound	Spike ug/kg	BSP ug/kg	BSP %	Limits
67-64-1	Acetone	250	108	43*	61-144
71-43-2	Benzene	50	52.7	105	78-130
108-86-1	Bromobenzene	50	54.9	110	78-123
74-97-5	Bromochloromethane	50	53.6	107	72-122
75-27-4	Bromodichloromethane	50	54.0	108	73-122
75-25-2	Bromoform	50	53.9	108	70-139
104-51-8	n-Butylbenzene	50	52.6	105	80-138
135-98-8	sec-Butylbenzene	50	53.2	106	82-132
98-06-6	tert-Butylbenzene	50	51.4	103	79-130
108-90-7	Chlorobenzene	50	52.8	106	83-122
75-00-3	Chloroethane	50	52.2	104	61-153
67-66-3	Chloroform	50	54.5	109	79-129
95-49-8	o-Chlorotoluene	50	52.4	105	77-123
106-43-4	p-Chlorotoluene	50	53.7	107	78-129
56-23-5	Carbon tetrachloride	50	55.6	111	79-135
75-34-3	1,1-Dichloroethane	50	50.2	100	77-132
75-35-4	1,1-Dichloroethylene	50	50.3	101	66-132
563-58-6	1,1-Dichloropropene	50	54.4	109	81-133
96-12-8	1,2-Dibromo-3-chloropropane	50	48.4	97	67-129
106-93-4	1,2-Dibromoethane	50	41.5	83	77-126
107-06-2	1,2-Dichloroethane	50	52.6	105	78-129
78-87-5	1,2-Dichloropropane	50	48.4	97	74-127
142-28-9	1,3-Dichloropropane	50	46.7	93	78-118
108-20-3	Di-Isopropyl ether	50	47.6	95	75-131
594-20-7	2,2-Dichloropropane	50	56.5	113	80-137
124-48-1	Dibromochloromethane	50	44.0	88	78-117
75-71-8	Dichlorodifluoromethane	50	53.5	107	35-162
156-59-2	cis-1,2-Dichloroethylene	50	51.9	104	74-123
10061-01-5	cis-1,3-Dichloropropene	50	54.5	109	79-130
541-73-1	m-Dichlorobenzene	50	56.4	113	82-126
95-50-1	o-Dichlorobenzene	50	55.8	112	83-123
106-46-7	p-Dichlorobenzene	50	56.0	112	84-124
156-60-5	trans-1,2-Dichloroethylene	50	48.9	98	77-129
10061-02-6	trans-1,3-Dichloropropene	50	53.2	106	87-131
100-41-4	Ethylbenzene	50	50.6	101	82-124
637-92-3	Ethyl tert-Butyl Ether	50	46.6	93	85-141

# Blank Spike Summary

**Job Number:** C17018

**Account:** ALNCA Accutest Northern California, Inc.

**Project:** IRISECAO: Romic Soil Investigation(Romic EPA) - 2081 Bay Road,East Palo Alto,CA

Sample	File ID	DF	Analyzed	By	Prep Date	Prep Batch	Analytical Batch
VG2756-BS	G0073824.D	1	07/25/11	MM	n/a	n/a	VG2756

The QC reported here applies to the following samples:

Method: SW846 8260B

C17018-12, C17018-13, C17018-18

CAS No.	Compound	Spike ug/kg	BSP ug/kg	BSP %	Limits
591-78-6	2-Hexanone	250	187	75	67-130
87-68-3	Hexachlorobutadiene	50	63.2	126	77-150
98-82-8	Isopropylbenzene	50	59.7	119	82-133
99-87-6	p-Isopropyltoluene	50	55.2	110	82-132
108-10-1	4-Methyl-2-pentanone	250	206	82	69-125
74-83-9	Methyl bromide	50	50.0	100	60-146
74-87-3	Methyl chloride	50	43.8	88	58-163
74-95-3	Methylene bromide	50	54.0	108	75-128
75-09-2	Methylene chloride	50	47.8	96	62-140
78-93-3	Methyl ethyl ketone	250	160	64*	66-134
1634-04-4	Methyl Tert Butyl Ether	50	47.9	96	70-131
91-20-3	Naphthalene	50	49.6	99	59-143
103-65-1	n-Propylbenzene	50	53.4	107	78-129
100-42-5	Styrene	50	52.3	105	79-123
994-05-8	Tert-Amyl Methyl Ether	50	49.1	98	76-130
75-65-0	Tert Butyl Alcohol	500	526	105	72-124
630-20-6	1,1,1,2-Tetrachloroethane	50	54.1	108	81-121
71-55-6	1,1,1-Trichloroethane	50	55.8	112	80-133
79-34-5	1,1,2,2-Tetrachloroethane	50	48.4	97	70-128
79-00-5	1,1,2-Trichloroethane	50	47.4	95	76-118
87-61-6	1,2,3-Trichlorobenzene	50	57.4	115	78-136
96-18-4	1,2,3-Trichloropropane	50	52.0	104	74-125
120-82-1	1,2,4-Trichlorobenzene	50	57.7	115	82-137
95-63-6	1,2,4-Trimethylbenzene	50	52.9	106	77-129
108-67-8	1,3,5-Trimethylbenzene	50	50.9	102	79-129
127-18-4	Tetrachloroethylene	50	57.9	116	79-132
108-88-3	Toluene	50	49.3	99	80-123
79-01-6	Trichloroethylene	50	56.8	114	78-132
75-69-4	Trichlorofluoromethane	50	63.6	127	67-149
75-01-4	Vinyl chloride	50	46.4	93	60-145
1330-20-7	Xylene (total)	150	156	104	83-127

CAS No.	Surrogate Recoveries	BSP	Limits
1868-53-7	Dibromofluoromethane	109%	80-121%

9.2.3  
9

## Blank Spike Summary

**Job Number:** C17018  
**Account:** ALNCA Accutest Northern California, Inc.  
**Project:** IRISECAO: Romic Soil Investigation(Romic EPA) - 2081 Bay Road,East Palo Alto,CA

Sample	File ID	DF	Analyzed	By	Prep Date	Prep Batch	Analytical Batch
VG2756-BS	G0073824.D	1	07/25/11	MM	n/a	n/a	VG2756

The QC reported here applies to the following samples:

Method: SW846 8260B

C17018-12, C17018-13, C17018-18

CAS No.	Surrogate Recoveries	BSP	Limits
2037-26-5	Toluene-D8	91%	71-130%
460-00-4	4-Bromofluorobenzene	102%	59-148%
17060-07-0	1,2-Dichloroethane-D4	108%	77-123%

# Blank Spike Summary

**Job Number:** C17018

**Account:** ALNCA Accutest Northern California, Inc.

**Project:** IRISECAO: Romic Soil Investigation(Romic EPA) - 2081 Bay Road,East Palo Alto,CA

Sample	File ID	DF	Analyzed	By	Prep Date	Prep Batch	Analytical Batch
VK2214-BS	K052052.D	1	07/27/11	SH	n/a	n/a	VK2214

The QC reported here applies to the following samples:

Method: SW846 8260B

C17018-22, C17018-23, C17018-24

CAS No.	Compound	Spike ug/kg	BSP ug/kg	BSP %	Limits
67-64-1	Acetone	250	82.1	33*	61-144
71-43-2	Benzene	50	48.5	97	78-130
108-86-1	Bromobenzene	50	50.9	102	78-123
74-97-5	Bromochloromethane	50	41.8	84	72-122
75-27-4	Bromodichloromethane	50	48.0	96	73-122
75-25-2	Bromoform	50	44.6	89	70-139
104-51-8	n-Butylbenzene	50	52.2	104	80-138
135-98-8	sec-Butylbenzene	50	50.4	101	82-132
98-06-6	tert-Butylbenzene	50	52.3	105	79-130
108-90-7	Chlorobenzene	50	47.8	96	83-122
75-00-3	Chloroethane	50	47.0	94	61-153
67-66-3	Chloroform	50	47.0	94	79-129
95-49-8	o-Chlorotoluene	50	53.7	107	77-123
106-43-4	p-Chlorotoluene	50	52.3	105	78-129
56-23-5	Carbon tetrachloride	50	44.3	89	79-135
75-34-3	1,1-Dichloroethane	50	46.5	93	77-132
75-35-4	1,1-Dichloroethylene	50	45.3	91	66-132
563-58-6	1,1-Dichloropropene	50	51.0	102	81-133
96-12-8	1,2-Dibromo-3-chloropropane	50	42.4	85	67-129
106-93-4	1,2-Dibromoethane	50	43.6	87	77-126
107-06-2	1,2-Dichloroethane	50	44.7	89	78-129
78-87-5	1,2-Dichloropropane	50	49.9	100	74-127
142-28-9	1,3-Dichloropropane	50	42.3	85	78-118
108-20-3	Di-Isopropyl ether	50	45.8	92	75-131
594-20-7	2,2-Dichloropropane	50	51.1	102	80-137
124-48-1	Dibromochloromethane	50	40.5	81	78-117
75-71-8	Dichlorodifluoromethane	50	48.7	97	35-162
156-59-2	cis-1,2-Dichloroethylene	50	46.5	93	74-123
10061-01-5	cis-1,3-Dichloropropene	50	52.9	106	79-130
541-73-1	m-Dichlorobenzene	50	48.6	97	82-126
95-50-1	o-Dichlorobenzene	50	47.2	94	83-123
106-46-7	p-Dichlorobenzene	50	47.7	95	84-124
156-60-5	trans-1,2-Dichloroethylene	50	46.2	92	77-129
10061-02-6	trans-1,3-Dichloropropene	50	44.5	89	87-131
100-41-4	Ethylbenzene	50	48.8	98	82-124
637-92-3	Ethyl tert-Butyl Ether	50	43.9	88	85-141

# Blank Spike Summary

**Job Number:** C17018

**Account:** ALNCA Accutest Northern California, Inc.

**Project:** IRISECAO: Romic Soil Investigation(Romic EPA) - 2081 Bay Road,East Palo Alto,CA

Sample	File ID	DF	Analyzed	By	Prep Date	Prep Batch	Analytical Batch
VK2214-BS	K052052.D	1	07/27/11	SH	n/a	n/a	VK2214

The QC reported here applies to the following samples:

Method: SW846 8260B

C17018-22, C17018-23, C17018-24

CAS No.	Compound	Spike ug/kg	BSP ug/kg	BSP %	Limits
591-78-6	2-Hexanone	250	164	66*	67-130
87-68-3	Hexachlorobutadiene	50	51.4	103	77-150
98-82-8	Isopropylbenzene	50	56.4	113	82-133
99-87-6	p-Isopropyltoluene	50	54.6	109	82-132
108-10-1	4-Methyl-2-pentanone	250	250	100	69-125
74-83-9	Methyl bromide	50	41.8	84	60-146
74-87-3	Methyl chloride	50	43.1	86	58-163
74-95-3	Methylene bromide	50	45.5	91	75-128
75-09-2	Methylene chloride	50	45.2	90	62-140
78-93-3	Methyl ethyl ketone	250	137	55*	66-134
1634-04-4	Methyl Tert Butyl Ether	50	42.6	85	70-131
91-20-3	Naphthalene	50	38.2	76	59-143
103-65-1	n-Propylbenzene	50	55.1	110	78-129
100-42-5	Styrene	50	47.9	96	79-123
994-05-8	Tert-Amyl Methyl Ether	50	47.3	95	76-130
75-65-0	Tert Butyl Alcohol	500	472	94	72-124
630-20-6	1,1,1,2-Tetrachloroethane	50	45.4	91	81-121
71-55-6	1,1,1-Trichloroethane	50	47.5	95	80-133
79-34-5	1,1,2,2-Tetrachloroethane	50	43.0	86	70-128
79-00-5	1,1,2-Trichloroethane	50	42.5	85	76-118
87-61-6	1,2,3-Trichlorobenzene	50	42.4	85	78-136
96-18-4	1,2,3-Trichloropropane	50	48.3	97	74-125
120-82-1	1,2,4-Trichlorobenzene	50	46.0	92	82-137
95-63-6	1,2,4-Trimethylbenzene	50	47.1	94	77-129
108-67-8	1,3,5-Trimethylbenzene	50	52.1	104	79-129
127-18-4	Tetrachloroethylene	50	48.7	97	79-132
108-88-3	Toluene	50	45.2	90	80-123
79-01-6	Trichloroethylene	50	48.7	97	78-132
75-69-4	Trichlorofluoromethane	50	50.7	101	67-149
75-01-4	Vinyl chloride	50	42.6	85	60-145
1330-20-7	Xylene (total)	150	148	99	83-127

CAS No.	Surrogate Recoveries	BSP	Limits
1868-53-7	Dibromofluoromethane	99%	80-121%

9.2.4  
9

## Blank Spike Summary

**Job Number:** C17018  
**Account:** ALNCA Accutest Northern California, Inc.  
**Project:** IRISECAO: Romic Soil Investigation(Romic EPA) - 2081 Bay Road,East Palo Alto,CA

Sample	File ID	DF	Analyzed	By	Prep Date	Prep Batch	Analytical Batch
VK2214-BS	K052052.D	1	07/27/11	SH	n/a	n/a	VK2214

The QC reported here applies to the following samples:

Method: SW846 8260B

C17018-22, C17018-23, C17018-24

CAS No.	Surrogate Recoveries	BSP	Limits
2037-26-5	Toluene-D8	89%	71-130%
460-00-4	4-Bromofluorobenzene	96%	59-148%
17060-07-0	1,2-Dichloroethane-D4	101%	77-123%

# Blank Spike Summary

**Job Number:** C17018

**Account:** ALNCA Accutest Northern California, Inc.

**Project:** IRISECAO: Romic Soil Investigation(Romic EPA) - 2081 Bay Road,East Palo Alto,CA

Sample	File ID	DF	Analyzed	By	Prep Date	Prep Batch	Analytical Batch
VH2623-BS	H070668.D	1	07/27/11	AH	n/a	n/a	VH2623

The QC reported here applies to the following samples:

Method: SW846 8260B

C17018-21, C17018-25, C17018-26, C17018-29, C17018-32, C17018-33

CAS No.	Compound	Spike ug/kg	BSP ug/kg	BSP %	Limits
67-64-1	Acetone	250	93.1	37*	61-144
71-43-2	Benzene	50	53.2	106	78-130
108-86-1	Bromobenzene	50	53.7	107	78-123
74-97-5	Bromochloromethane	50	50.5	101	72-122
75-27-4	Bromodichloromethane	50	55.1	110	73-122
75-25-2	Bromoform	50	45.3	91	70-139
104-51-8	n-Butylbenzene	50	55.0	110	80-138
135-98-8	sec-Butylbenzene	50	53.4	107	82-132
98-06-6	tert-Butylbenzene	50	52.3	105	79-130
108-90-7	Chlorobenzene	50	55.3	111	83-122
75-00-3	Chloroethane	50	49.3	99	61-153
67-66-3	Chloroform	50	53.0	106	79-129
95-49-8	o-Chlorotoluene	50	51.1	102	77-123
106-43-4	p-Chlorotoluene	50	53.0	106	78-129
56-23-5	Carbon tetrachloride	50	54.3	109	79-135
75-34-3	1,1-Dichloroethane	50	51.0	102	77-132
75-35-4	1,1-Dichloroethylene	50	51.5	103	66-132
563-58-6	1,1-Dichloropropene	50	54.5	109	81-133
96-12-8	1,2-Dibromo-3-chloropropane	50	44.7	89	67-129
106-93-4	1,2-Dibromoethane	50	50.2	100	77-126
107-06-2	1,2-Dichloroethane	50	50.9	102	78-129
78-87-5	1,2-Dichloropropane	50	50.9	102	74-127
142-28-9	1,3-Dichloropropane	50	48.2	96	78-118
108-20-3	Di-Isopropyl ether	50	51.0	102	75-131
594-20-7	2,2-Dichloropropane	50	53.9	108	80-137
124-48-1	Dibromochloromethane	50	52.6	105	78-117
75-71-8	Dichlorodifluoromethane	50	53.2	106	35-162
156-59-2	cis-1,2-Dichloroethylene	50	50.2	100	74-123
10061-01-5	cis-1,3-Dichloropropene	50	56.3	113	79-130
541-73-1	m-Dichlorobenzene	50	55.1	110	82-126
95-50-1	o-Dichlorobenzene	50	55.3	111	83-123
106-46-7	p-Dichlorobenzene	50	54.5	109	84-124
156-60-5	trans-1,2-Dichloroethylene	50	50.6	101	77-129
10061-02-6	trans-1,3-Dichloropropene	50	48.0	96	87-131
100-41-4	Ethylbenzene	50	53.5	107	82-124
637-92-3	Ethyl tert-Butyl Ether	50	47.6	95	85-141

# Blank Spike Summary

**Job Number:** C17018

**Account:** ALNCA Accutest Northern California, Inc.

**Project:** IRISECAO: Romic Soil Investigation(Romic EPA) - 2081 Bay Road,East Palo Alto,CA

Sample	File ID	DF	Analyzed	By	Prep Date	Prep Batch	Analytical Batch
VH2623-BS	H070668.D	1	07/27/11	AH	n/a	n/a	VH2623

The QC reported here applies to the following samples:

Method: SW846 8260B

C17018-21, C17018-25, C17018-26, C17018-29, C17018-32, C17018-33

CAS No.	Compound	Spike ug/kg	BSP ug/kg	BSP %	Limits
591-78-6	2-Hexanone	250	180	72	67-130
87-68-3	Hexachlorobutadiene	50	58.6	117	77-150
98-82-8	Isopropylbenzene	50	61.5	123	82-133
99-87-6	p-Isopropyltoluene	50	55.5	111	82-132
108-10-1	4-Methyl-2-pentanone	250	213	85	69-125
74-83-9	Methyl bromide	50	50.3	101	60-146
74-87-3	Methyl chloride	50	48.0	96	58-163
74-95-3	Methylene bromide	50	52.3	105	75-128
75-09-2	Methylene chloride	50	50.8	102	62-140
78-93-3	Methyl ethyl ketone	250	152	61*	66-134
1634-04-4	Methyl Tert Butyl Ether	50	47.5	95	70-131
91-20-3	Naphthalene	50	52.1	104	59-143
103-65-1	n-Propylbenzene	50	52.9	106	78-129
100-42-5	Styrene	50	54.0	108	79-123
994-05-8	Tert-Amyl Methyl Ether	50	48.7	97	76-130
75-65-0	Tert Butyl Alcohol	500	533	107	72-124
630-20-6	1,1,1,2-Tetrachloroethane	50	54.4	109	81-121
71-55-6	1,1,1-Trichloroethane	50	53.8	108	80-133
79-34-5	1,1,2,2-Tetrachloroethane	50	49.3	99	70-128
79-00-5	1,1,2-Trichloroethane	50	49.9	100	76-118
87-61-6	1,2,3-Trichlorobenzene	50	54.1	108	78-136
96-18-4	1,2,3-Trichloropropane	50	49.5	99	74-125
120-82-1	1,2,4-Trichlorobenzene	50	56.2	112	82-137
95-63-6	1,2,4-Trimethylbenzene	50	52.7	105	77-129
108-67-8	1,3,5-Trimethylbenzene	50	51.2	102	79-129
127-18-4	Tetrachloroethylene	50	56.1	112	79-132
108-88-3	Toluene	50	49.4	99	80-123
79-01-6	Trichloroethylene	50	54.3	109	78-132
75-69-4	Trichlorofluoromethane	50	58.9	118	67-149
75-01-4	Vinyl chloride	50	46.4	93	60-145
1330-20-7	Xylene (total)	150	160	107	83-127

CAS No.	Surrogate Recoveries	BSP	Limits
1868-53-7	Dibromofluoromethane	103%	80-121%



# Blank Spike Summary

**Job Number:** C17018  
**Account:** ALNCA Accutest Northern California, Inc.  
**Project:** IRISECAO: Romic Soil Investigation(Romic EPA) - 2081 Bay Road,East Palo Alto,CA

Sample	File ID	DF	Analyzed	By	Prep Date	Prep Batch	Analytical Batch
VH2623-BS	H070668.D	1	07/27/11	AH	n/a	n/a	VH2623

**The QC reported here applies to the following samples:** **Method:** SW846 8260B

C17018-21, C17018-25, C17018-26, C17018-29, C17018-32, C17018-33

CAS No.	Surrogate Recoveries	BSP	Limits
2037-26-5	Toluene-D8	93%	71-130%
460-00-4	4-Bromofluorobenzene	97%	59-148%
17060-07-0	1,2-Dichloroethane-D4	104%	77-123%

9.2.5  
9

# Blank Spike Summary

**Job Number:** C17018

**Account:** ALNCA Accutest Northern California, Inc.

**Project:** IRISECAO: Romic Soil Investigation(Romic EPA) - 2081 Bay Road,East Palo Alto,CA

Sample	File ID	DF	Analyzed	By	Prep Date	Prep Batch	Analytical Batch
VG2758-BS	G0073892.D	1	07/27/11	MM	n/a	n/a	VG2758

The QC reported here applies to the following samples:

Method: SW846 8260B

C17018-14

CAS No.	Compound	Spike ug/kg	BSP ug/kg	BSP %	Limits
67-64-1	Acetone	250	110	44*	61-144
71-43-2	Benzene	50	46.2	92	78-130
108-86-1	Bromobenzene	50	49.6	99	78-123
74-97-5	Bromochloromethane	50	49.0	98	72-122
75-27-4	Bromodichloromethane	50	51.0	102	73-122
75-25-2	Bromoform	50	54.4	109	70-139
98-06-6	tert-Butylbenzene	50	44.2	88	79-130
108-90-7	Chlorobenzene	50	47.5	95	83-122
75-00-3	Chloroethane	50	35.2	70	61-153
67-66-3	Chloroform	50	47.0	94	79-129
95-49-8	o-Chlorotoluene	50	44.5	89	77-123
106-43-4	p-Chlorotoluene	50	45.7	91	78-129
56-23-5	Carbon tetrachloride	50	41.5	83	79-135
75-35-4	1,1-Dichloroethylene	50	38.3	77	66-132
563-58-6	1,1-Dichloropropene	50	43.3	87	81-133
96-12-8	1,2-Dibromo-3-chloropropane	50	44.5	89	67-129
106-93-4	1,2-Dibromoethane	50	41.3	83	77-126
107-06-2	1,2-Dichloroethane	50	49.0	98	78-129
78-87-5	1,2-Dichloropropane	50	47.7	95	74-127
142-28-9	1,3-Dichloropropane	50	46.7	93	78-118
108-20-3	Di-Isopropyl ether	50	46.7	93	75-131
594-20-7	2,2-Dichloropropane	50	39.3	79*	80-137
124-48-1	Dibromochloromethane	50	42.7	85	78-117
75-71-8	Dichlorodifluoromethane	50	37.7	75	35-162
156-59-2	cis-1,2-Dichloroethylene	50	46.7	93	74-123
10061-01-5	cis-1,3-Dichloropropene	50	50.4	101	79-130
541-73-1	m-Dichlorobenzene	50	48.5	97	82-126
95-50-1	o-Dichlorobenzene	50	49.1	98	83-123
106-46-7	p-Dichlorobenzene	50	48.1	96	84-124
156-60-5	trans-1,2-Dichloroethylene	50	42.1	84	77-129
10061-02-6	trans-1,3-Dichloropropene	50	49.9	100	87-131
637-92-3	Ethyl tert-Butyl Ether	50	48.1	96	85-141
591-78-6	2-Hexanone	250	199	80	67-130
87-68-3	Hexachlorobutadiene	50	50.2	100	77-150
108-10-1	4-Methyl-2-pentanone	250	227	91	69-125
74-83-9	Methyl bromide	50	45.2	90	60-146

# Blank Spike Summary

**Job Number:** C17018

**Account:** ALNCA Accutest Northern California, Inc.

**Project:** IRISECAO: Romic Soil Investigation(Romic EPA) - 2081 Bay Road,East Palo Alto,CA

Sample	File ID	DF	Analyzed	By	Prep Date	Prep Batch	Analytical Batch
VG2758-BS	G0073892.D	1	07/27/11	MM	n/a	n/a	VG2758

The QC reported here applies to the following samples:

Method: SW846 8260B

C17018-14

CAS No.	Compound	Spike ug/kg	BSP ug/kg	BSP %	Limits
74-87-3	Methyl chloride	50	38.0	76	58-163
74-95-3	Methylene bromide	50	51.3	103	75-128
75-09-2	Methylene chloride	50	44.8	90	62-140
78-93-3	Methyl ethyl ketone	250	171	68	66-134
1634-04-4	Methyl Tert Butyl Ether	50	47.7	95	70-131
100-42-5	Styrene	50	47.4	95	79-123
994-05-8	Tert-Amyl Methyl Ether	50	51.7	103	76-130
75-65-0	Tert Butyl Alcohol	500	421	84	72-124
630-20-6	1,1,1,2-Tetrachloroethane	50	49.8	100	81-121
71-55-6	1,1,1-Trichloroethane	50	43.7	87	80-133
79-34-5	1,1,2,2-Tetrachloroethane	50	47.7	95	70-128
79-00-5	1,1,2-Trichloroethane	50	47.6	95	76-118
87-61-6	1,2,3-Trichlorobenzene	50	46.3	93	78-136
96-18-4	1,2,3-Trichloropropane	50	49.8	100	74-125
120-82-1	1,2,4-Trichlorobenzene	50	45.9	92	82-137
79-01-6	Trichloroethylene	50	48.4	97	78-132
75-69-4	Trichlorofluoromethane	50	38.1	76	67-149
75-01-4	Vinyl chloride	50	33.5	67	60-145

CAS No.	Surrogate Recoveries	BSP	Limits
1868-53-7	Dibromofluoromethane	103%	80-121%
2037-26-5	Toluene-D8	92%	71-130%
460-00-4	4-Bromofluorobenzene	99%	59-148%
17060-07-0	1,2-Dichloroethane-D4	102%	77-123%

9.2.6  
9

# Blank Spike Summary

**Job Number:** C17018

**Account:** ALNCA Accutest Northern California, Inc.

**Project:** IRISECAO: Romic Soil Investigation(Romic EPA) - 2081 Bay Road,East Palo Alto,CA

Sample	File ID	DF	Analyzed	By	Prep Date	Prep Batch	Analytical Batch
VH2624-BS	H070690.D	1	07/28/11	AH	n/a	n/a	VH2624

The QC reported here applies to the following samples:

Method: SW846 8260B

C17018-28, C17018-34

CAS No.	Compound	Spike ug/kg	BSP ug/kg	BSP %	Limits
67-64-1	Acetone	250	106	42*	61-144
71-43-2	Benzene	50	55.8	112	78-130
108-86-1	Bromobenzene	50	53.0	106	78-123
74-97-5	Bromochloromethane	50	53.0	106	72-122
75-27-4	Bromodichloromethane	50	56.7	113	73-122
75-25-2	Bromoform	50	45.3	91	70-139
104-51-8	n-Butylbenzene	50	55.5	111	80-138
135-98-8	sec-Butylbenzene	50	53.8	108	82-132
98-06-6	tert-Butylbenzene	50	51.2	102	79-130
108-90-7	Chlorobenzene	50	56.6	113	83-122
75-00-3	Chloroethane	50	57.7	115	61-153
67-66-3	Chloroform	50	55.8	112	79-129
95-49-8	o-Chlorotoluene	50	50.5	101	77-123
106-43-4	p-Chlorotoluene	50	52.0	104	78-129
56-23-5	Carbon tetrachloride	50	59.3	119	79-135
75-34-3	1,1-Dichloroethane	50	52.7	105	77-132
75-35-4	1,1-Dichloroethylene	50	54.9	110	66-132
563-58-6	1,1-Dichloropropene	50	58.0	116	81-133
96-12-8	1,2-Dibromo-3-chloropropane	50	44.8	90	67-129
106-93-4	1,2-Dibromoethane	50	52.0	104	77-126
107-06-2	1,2-Dichloroethane	50	55.8	112	78-129
78-87-5	1,2-Dichloropropane	50	52.3	105	74-127
142-28-9	1,3-Dichloropropane	50	50.7	101	78-118
108-20-3	Di-Isopropyl ether	50	50.6	101	75-131
594-20-7	2,2-Dichloropropane	50	58.2	116	80-137
124-48-1	Dibromochloromethane	50	54.0	108	78-117
75-71-8	Dichlorodifluoromethane	50	60.2	120	35-162
156-59-2	cis-1,2-Dichloroethylene	50	53.0	106	74-123
10061-01-5	cis-1,3-Dichloropropene	50	58.5	117	79-130
541-73-1	m-Dichlorobenzene	50	55.0	110	82-126
95-50-1	o-Dichlorobenzene	50	54.2	108	83-123
106-46-7	p-Dichlorobenzene	50	54.3	109	84-124
156-60-5	trans-1,2-Dichloroethylene	50	52.2	104	77-129
10061-02-6	trans-1,3-Dichloropropene	50	50.0	100	87-131
100-41-4	Ethylbenzene	50	54.2	108	82-124
637-92-3	Ethyl tert-Butyl Ether	50	50.2	100	85-141

9.2.7  
9

# Blank Spike Summary

**Job Number:** C17018

**Account:** ALNCA Accutest Northern California, Inc.

**Project:** IRISECAO: Romic Soil Investigation(Romic EPA) - 2081 Bay Road,East Palo Alto,CA

Sample	File ID	DF	Analyzed	By	Prep Date	Prep Batch	Analytical Batch
VH2624-BS	H070690.D	1	07/28/11	AH	n/a	n/a	VH2624

The QC reported here applies to the following samples:

Method: SW846 8260B

C17018-28, C17018-34

CAS No.	Compound	Spike ug/kg	BSP ug/kg	BSP %	Limits
591-78-6	2-Hexanone	250	189	76	67-130
87-68-3	Hexachlorobutadiene	50	60.9	122	77-150
98-82-8	Isopropylbenzene	50	64.0	128	82-133
99-87-6	p-Isopropyltoluene	50	57.0	114	82-132
108-10-1	4-Methyl-2-pentanone	250	245	98	69-125
74-83-9	Methyl bromide	50	53.8	108	60-146
74-87-3	Methyl chloride	50	49.3	99	58-163
74-95-3	Methylene bromide	50	56.2	112	75-128
75-09-2	Methylene chloride	50	140	280*	62-140
78-93-3	Methyl ethyl ketone	250	168	67	66-134
1634-04-4	Methyl Tert Butyl Ether	50	52.0	104	70-131
91-20-3	Naphthalene	50	54.7	109	59-143
103-65-1	n-Propylbenzene	50	52.4	105	78-129
100-42-5	Styrene	50	55.3	111	79-123
994-05-8	Tert-Amyl Methyl Ether	50	51.7	103	76-130
75-65-0	Tert Butyl Alcohol	500	464	93	72-124
630-20-6	1,1,1,2-Tetrachloroethane	50	57.1	114	81-121
71-55-6	1,1,1-Trichloroethane	50	57.7	115	80-133
79-34-5	1,1,2,2-Tetrachloroethane	50	48.8	98	70-128
79-00-5	1,1,2-Trichloroethane	50	49.7	99	76-118
87-61-6	1,2,3-Trichlorobenzene	50	59.2	118	78-136
96-18-4	1,2,3-Trichloropropane	50	51.7	103	74-125
120-82-1	1,2,4-Trichlorobenzene	50	60.5	121	82-137
95-63-6	1,2,4-Trimethylbenzene	50	51.7	103	77-129
108-67-8	1,3,5-Trimethylbenzene	50	50.8	102	79-129
127-18-4	Tetrachloroethylene	50	58.8	118	79-132
108-88-3	Toluene	50	58.1	116	80-123
79-01-6	Trichloroethylene	50	56.6	113	78-132
75-69-4	Trichlorofluoromethane	50	68.5	137	67-149
75-01-4	Vinyl chloride	50	51.0	102	60-145
1330-20-7	Xylene (total)	150	162	108	83-127

CAS No.	Surrogate Recoveries	BSP	Limits
1868-53-7	Dibromofluoromethane	107%	80-121%

# Blank Spike Summary

**Job Number:** C17018  
**Account:** ALNCA Accutest Northern California, Inc.  
**Project:** IRISECAO: Romic Soil Investigation(Romic EPA) - 2081 Bay Road,East Palo Alto,CA

Sample	File ID	DF	Analyzed	By	Prep Date	Prep Batch	Analytical Batch
VH2624-BS	H070690.D	1	07/28/11	AH	n/a	n/a	VH2624

The QC reported here applies to the following samples:

Method: SW846 8260B

C17018-28, C17018-34

CAS No.	Surrogate Recoveries	BSP	Limits
2037-26-5	Toluene-D8	106%	71-130%
460-00-4	4-Bromofluorobenzene	97%	59-148%
17060-07-0	1,2-Dichloroethane-D4	107%	77-123%

# Blank Spike Summary

**Job Number:** C17018

**Account:** ALNCA Accutest Northern California, Inc.

**Project:** IRISECAO: Romic Soil Investigation(Romic EPA) - 2081 Bay Road,East Palo Alto,CA

Sample	File ID	DF	Analyzed	By	Prep Date	Prep Batch	Analytical Batch
VK2215-BS	K052094.D	1	07/28/11	SH	n/a	n/a	VK2215

The QC reported here applies to the following samples:

Method: SW846 8260B

C17018-25, C17018-27, C17018-30, C17018-31, C17018-33

CAS No.	Compound	Spike ug/kg	BSP ug/kg	BSP %	Limits
67-64-1	Acetone	250	98.0	39*	61-144
71-43-2	Benzene	50	49.9	100	78-130
108-86-1	Bromobenzene	50	52.6	105	78-123
74-97-5	Bromochloromethane	50	50.6	101	72-122
75-27-4	Bromodichloromethane	50	53.1	106	73-122
75-25-2	Bromoform	50	51.8	104	70-139
104-51-8	n-Butylbenzene	50	52.0	104	80-138
135-98-8	sec-Butylbenzene	50	52.6	105	82-132
98-06-6	tert-Butylbenzene	50	53.4	107	79-130
108-90-7	Chlorobenzene	50	51.1	102	83-122
75-00-3	Chloroethane	50	49.2	98	61-153
67-66-3	Chloroform	50	51.4	103	79-129
95-49-8	o-Chlorotoluene	50	52.5	105	77-123
106-43-4	p-Chlorotoluene	50	54.6	109	78-129
56-23-5	Carbon tetrachloride	50	51.9	104	79-135
75-34-3	1,1-Dichloroethane	50	54.3	109	77-132
75-35-4	1,1-Dichloroethylene	50	52.1	104	66-132
563-58-6	1,1-Dichloropropene	50	52.2	104	81-133
96-12-8	1,2-Dibromo-3-chloropropane	50	58.0	116	67-129
106-93-4	1,2-Dibromoethane	50	51.5	103	77-126
107-06-2	1,2-Dichloroethane	50	54.0	108	78-129
78-87-5	1,2-Dichloropropane	50	50.9	102	74-127
142-28-9	1,3-Dichloropropane	50	50.7	101	78-118
108-20-3	Di-Isopropyl ether	50	49.8	100	75-131
594-20-7	2,2-Dichloropropane	50	47.8	96	80-137
124-48-1	Dibromochloromethane	50	51.4	103	78-117
75-71-8	Dichlorodifluoromethane	50	53.1	106	35-162
156-59-2	cis-1,2-Dichloroethylene	50	49.1	98	74-123
10061-01-5	cis-1,3-Dichloropropene	50	55.6	111	79-130
541-73-1	m-Dichlorobenzene	50	53.4	107	82-126
95-50-1	o-Dichlorobenzene	50	54.2	108	83-123
106-46-7	p-Dichlorobenzene	50	53.1	106	84-124
156-60-5	trans-1,2-Dichloroethylene	50	53.0	106	77-129
10061-02-6	trans-1,3-Dichloropropene	50	55.5	111	87-131
100-41-4	Ethylbenzene	50	51.6	103	82-124
637-92-3	Ethyl tert-Butyl Ether	50	47.7	95	85-141

# Blank Spike Summary

**Job Number:** C17018

**Account:** ALNCA Accutest Northern California, Inc.

**Project:** IRISECAO: Romic Soil Investigation(Romic EPA) - 2081 Bay Road,East Palo Alto,CA

Sample	File ID	DF	Analyzed	By	Prep Date	Prep Batch	Analytical Batch
VK2215-BS	K052094.D	1	07/28/11	SH	n/a	n/a	VK2215

The QC reported here applies to the following samples:

Method: SW846 8260B

C17018-25, C17018-27, C17018-30, C17018-31, C17018-33

CAS No.	Compound	Spike ug/kg	BSP ug/kg	BSP %	Limits
591-78-6	2-Hexanone	250	212	85	67-130
87-68-3	Hexachlorobutadiene	50	58.0	116	77-150
98-82-8	Isopropylbenzene	50	60.9	122	82-133
99-87-6	p-Isopropyltoluene	50	55.1	110	82-132
108-10-1	4-Methyl-2-pentanone	250	288	115	69-125
74-83-9	Methyl bromide	50	45.9	92	60-146
74-87-3	Methyl chloride	50	54.0	108	58-163
74-95-3	Methylene bromide	50	53.6	107	75-128
75-09-2	Methylene chloride	50	53.3	107	62-140
78-93-3	Methyl ethyl ketone	250	167	67	66-134
1634-04-4	Methyl Tert Butyl Ether	50	50.5	101	70-131
91-20-3	Naphthalene	50	48.0	96	59-143
103-65-1	n-Propylbenzene	50	52.7	105	78-129
100-42-5	Styrene	50	52.9	106	79-123
994-05-8	Tert-Amyl Methyl Ether	50	52.3	105	76-130
75-65-0	Tert Butyl Alcohol	500	506	101	72-124
630-20-6	1,1,1,2-Tetrachloroethane	50	52.3	105	81-121
71-55-6	1,1,1-Trichloroethane	50	51.5	103	80-133
79-34-5	1,1,2,2-Tetrachloroethane	50	54.3	109	70-128
79-00-5	1,1,2-Trichloroethane	50	52.6	105	76-118
87-61-6	1,2,3-Trichlorobenzene	50	51.9	104	78-136
96-18-4	1,2,3-Trichloropropane	50	54.9	110	74-125
120-82-1	1,2,4-Trichlorobenzene	50	53.4	107	82-137
95-63-6	1,2,4-Trimethylbenzene	50	52.4	105	77-129
108-67-8	1,3,5-Trimethylbenzene	50	51.7	103	79-129
127-18-4	Tetrachloroethylene	50	51.3	103	79-132
108-88-3	Toluene	50	50.6	101	80-123
79-01-6	Trichloroethylene	50	52.4	105	78-132
75-69-4	Trichlorofluoromethane	50	56.1	112	67-149
75-01-4	Vinyl chloride	50	49.0	98	60-145
1330-20-7	Xylene (total)	150	159	106	83-127

CAS No.	Surrogate Recoveries	BSP	Limits
1868-53-7	Dibromofluoromethane	105%	80-121%



## Blank Spike Summary

**Job Number:** C17018  
**Account:** ALNCA Accutest Northern California, Inc.  
**Project:** IRISECAO: Romic Soil Investigation(Romic EPA) - 2081 Bay Road,East Palo Alto,CA

Sample	File ID	DF	Analyzed	By	Prep Date	Prep Batch	Analytical Batch
VK2215-BS	K052094.D	1	07/28/11	SH	n/a	n/a	VK2215

The QC reported here applies to the following samples:

Method: SW846 8260B

C17018-25, C17018-27, C17018-30, C17018-31, C17018-33

CAS No.	Surrogate Recoveries	BSP	Limits
2037-26-5	Toluene-D8	97%	71-130%
460-00-4	4-Bromofluorobenzene	101%	59-148%
17060-07-0	1,2-Dichloroethane-D4	111%	77-123%

# Blank Spike Summary

**Job Number:** C17018

**Account:** ALNCA Accutest Northern California, Inc.

**Project:** IRISECAO: Romic Soil Investigation(Romic EPA) - 2081 Bay Road,East Palo Alto,CA

Sample	File ID	DF	Analyzed	By	Prep Date	Prep Batch	Analytical Batch
VG2760-BS	G0073934.D	1	07/29/11	MM	n/a	n/a	VG2760

The QC reported here applies to the following samples:

Method: SW846 8260B

C17018-15, C17018-16, C17018-17, C17018-18, C17018-19, C17018-20

CAS No.	Compound	Spike ug/kg	BSP ug/kg	BSP %	Limits
67-64-1	Acetone	250	105	42*	61-144
71-43-2	Benzene	50	52.7	105	78-130
108-86-1	Bromobenzene	50	53.5	107	78-123
74-97-5	Bromochloromethane	50	50.8	102	72-122
75-27-4	Bromodichloromethane	50	52.2	104	73-122
75-25-2	Bromoform	50	51.7	103	70-139
104-51-8	n-Butylbenzene	50	51.1	102	80-138
135-98-8	sec-Butylbenzene	50	54.2	108	82-132
98-06-6	tert-Butylbenzene	50	52.9	106	79-130
108-90-7	Chlorobenzene	50	53.2	106	83-122
75-00-3	Chloroethane	50	52.7	105	61-153
67-66-3	Chloroform	50	52.4	105	79-129
95-49-8	o-Chlorotoluene	50	51.9	104	77-123
106-43-4	p-Chlorotoluene	50	53.3	107	78-129
56-23-5	Carbon tetrachloride	50	53.4	107	79-135
75-34-3	1,1-Dichloroethane	50	49.4	99	77-132
75-35-4	1,1-Dichloroethylene	50	48.2	96	66-132
563-58-6	1,1-Dichloropropene	50	53.9	108	81-133
96-12-8	1,2-Dibromo-3-chloropropane	50	44.0	88	67-129
106-93-4	1,2-Dibromoethane	50	42.0	84	77-126
107-06-2	1,2-Dichloroethane	50	49.8	100	78-129
78-87-5	1,2-Dichloropropane	50	49.5	99	74-127
142-28-9	1,3-Dichloropropane	50	45.8	92	78-118
108-20-3	Di-Isopropyl ether	50	46.7	93	75-131
594-20-7	2,2-Dichloropropane	50	53.7	107	80-137
124-48-1	Dibromochloromethane	50	42.3	85	78-117
75-71-8	Dichlorodifluoromethane	50	74.4	149	35-162
156-59-2	cis-1,2-Dichloroethylene	50	51.7	103	74-123
10061-01-5	cis-1,3-Dichloropropene	50	52.0	104	79-130
541-73-1	m-Dichlorobenzene	50	54.8	110	82-126
95-50-1	o-Dichlorobenzene	50	52.7	105	83-123
106-46-7	p-Dichlorobenzene	50	54.0	108	84-124
156-60-5	trans-1,2-Dichloroethylene	50	48.9	98	77-129
10061-02-6	trans-1,3-Dichloropropene	50	51.8	104	87-131
100-41-4	Ethylbenzene	50	52.7	105	82-124
637-92-3	Ethyl tert-Butyl Ether	50	49.0	98	85-141

# Blank Spike Summary

**Job Number:** C17018

**Account:** ALNCA Accutest Northern California, Inc.

**Project:** IRISECAO: Romic Soil Investigation(Romic EPA) - 2081 Bay Road,East Palo Alto,CA

Sample	File ID	DF	Analyzed	By	Prep Date	Prep Batch	Analytical Batch
VG2760-BS	G0073934.D	1	07/29/11	MM	n/a	n/a	VG2760

The QC reported here applies to the following samples:

Method: SW846 8260B

C17018-15, C17018-16, C17018-17, C17018-18, C17018-19, C17018-20

CAS No.	Compound	Spike ug/kg	BSP ug/kg	BSP %	Limits
591-78-6	2-Hexanone	250	184	74	67-130
87-68-3	Hexachlorobutadiene	50	59.9	120	77-150
98-82-8	Isopropylbenzene	50	60.1	120	82-133
99-87-6	p-Isopropyltoluene	50	54.1	108	82-132
108-10-1	4-Methyl-2-pentanone	250	211	84	69-125
74-83-9	Methyl bromide	50	54.7	109	60-146
74-87-3	Methyl chloride	50	52.2	104	58-163
74-95-3	Methylene bromide	50	52.2	104	75-128
75-09-2	Methylene chloride	50	48.8	98	62-140
78-93-3	Methyl ethyl ketone	250	155	62*	66-134
1634-04-4	Methyl Tert Butyl Ether	50	47.5	95	70-131
91-20-3	Naphthalene	50	48.8	98	59-143
103-65-1	n-Propylbenzene	50	54.7	109	78-129
100-42-5	Styrene	50	52.1	104	79-123
994-05-8	Tert-Amyl Methyl Ether	50	51.7	103	76-130
75-65-0	Tert Butyl Alcohol	500	426	85	72-124
630-20-6	1,1,1,2-Tetrachloroethane	50	52.7	105	81-121
71-55-6	1,1,1-Trichloroethane	50	54.8	110	80-133
79-34-5	1,1,2,2-Tetrachloroethane	50	48.1	96	70-128
79-00-5	1,1,2-Trichloroethane	50	46.3	93	76-118
87-61-6	1,2,3-Trichlorobenzene	50	60.0	120	78-136
96-18-4	1,2,3-Trichloropropane	50	50.8	102	74-125
120-82-1	1,2,4-Trichlorobenzene	50	54.8	110	82-137
95-63-6	1,2,4-Trimethylbenzene	50	52.7	105	77-129
108-67-8	1,3,5-Trimethylbenzene	50	52.0	104	79-129
127-18-4	Tetrachloroethylene	50	57.5	115	79-132
108-88-3	Toluene	50	49.8	100	80-123
79-01-6	Trichloroethylene	50	56.7	113	78-132
75-69-4	Trichlorofluoromethane	50	61.8	124	67-149
75-01-4	Vinyl chloride	50	52.5	105	60-145
1330-20-7	Xylene (total)	150	157	105	83-127

CAS No.	Surrogate Recoveries	BSP	Limits
1868-53-7	Dibromofluoromethane	104%	80-121%

# Blank Spike Summary

**Job Number:** C17018  
**Account:** ALNCA Accutest Northern California, Inc.  
**Project:** IRISECAO: Romic Soil Investigation(Romic EPA) - 2081 Bay Road,East Palo Alto,CA

Sample	File ID	DF	Analyzed	By	Prep Date	Prep Batch	Analytical Batch
VG2760-BS	G0073934.D	1	07/29/11	MM	n/a	n/a	VG2760

The QC reported here applies to the following samples:

Method: SW846 8260B

C17018-15, C17018-16, C17018-17, C17018-18, C17018-19, C17018-20

CAS No.	Surrogate Recoveries	BSP	Limits
2037-26-5	Toluene-D8	92%	71-130%
460-00-4	4-Bromofluorobenzene	99%	59-148%
17060-07-0	1,2-Dichloroethane-D4	95%	77-123%

# Blank Spike Summary

**Job Number:** C17018  
**Account:** ALNCA Accutest Northern California, Inc.  
**Project:** IRISECAO: Romic Soil Investigation(Romic EPA) - 2081 Bay Road,East Palo Alto,CA

Sample	File ID	DF	Analyzed	By	Prep Date	Prep Batch	Analytical Batch
VF1546-BS	F051074.D	1	07/29/11	SH	n/a	n/a	VF1546

**The QC reported here applies to the following samples:** **Method:** SW846 8260B

C17018-22, C17018-23

CAS No.	Compound	Spike ug/kg	BSP ug/kg	BSP %	Limits
156-59-2	cis-1,2-Dichloroethylene	50	50.1	100	74-123
100-41-4	Ethylbenzene	50	49.8	100	82-124
95-63-6	1,2,4-Trimethylbenzene	50	48.4	97	77-129
127-18-4	Tetrachloroethylene	50	53.1	106	79-132
108-88-3	Toluene	50	50.7	101	80-123
1330-20-7	Xylene (total)	150	153	102	83-127

CAS No.	Surrogate Recoveries	BSP	Limits
1868-53-7	Dibromofluoromethane	100%	80-121%
2037-26-5	Toluene-D8	98%	71-130%
460-00-4	4-Bromofluorobenzene	102%	59-148%
17060-07-0	1,2-Dichloroethane-D4	105%	77-123%

9.2.10  
9

# Blank Spike Summary

**Job Number:** C17018

**Account:** ALNCA Accutest Northern California, Inc.

**Project:** IRISECAO: Romic Soil Investigation(Romic EPA) - 2081 Bay Road,East Palo Alto,CA

Sample	File ID	DF	Analyzed	By	Prep Date	Prep Batch	Analytical Batch
VH2627-BS	H070791.D	1	08/01/11	AH	n/a	n/a	VH2627

The QC reported here applies to the following samples:

Method: SW846 8260B

C17018-36

CAS No.	Compound	Spike ug/kg	BSP ug/kg	BSP %	Limits
67-64-1	Acetone	250	84.8	34*	61-144
71-43-2	Benzene	50	49.9	100	78-130
108-86-1	Bromobenzene	50	49.7	99	78-123
74-97-5	Bromochloromethane	50	44.5	89	72-122
75-27-4	Bromodichloromethane	50	50.3	101	73-122
75-25-2	Bromoform	50	51.6	103	70-139
104-51-8	n-Butylbenzene	50	54.2	108	80-138
135-98-8	sec-Butylbenzene	50	53.7	107	82-132
98-06-6	tert-Butylbenzene	50	52.0	104	79-130
108-90-7	Chlorobenzene	50	51.2	102	83-122
75-00-3	Chloroethane	50	54.0	108	61-153
67-66-3	Chloroform	50	47.3	95	79-129
95-49-8	o-Chlorotoluene	50	51.2	102	77-123
106-43-4	p-Chlorotoluene	50	52.6	105	78-129
56-23-5	Carbon tetrachloride	50	50.2	100	79-135
75-34-3	1,1-Dichloroethane	50	47.2	94	77-132
75-35-4	1,1-Dichloroethylene	50	45.9	92	66-132
563-58-6	1,1-Dichloropropene	50	52.0	104	81-133
96-12-8	1,2-Dibromo-3-chloropropane	50	43.7	87	67-129
106-93-4	1,2-Dibromoethane	50	51.3	103	77-126
107-06-2	1,2-Dichloroethane	50	47.2	94	78-129
78-87-5	1,2-Dichloropropane	50	48.0	96	74-127
142-28-9	1,3-Dichloropropane	50	53.3	107	78-118
108-20-3	Di-Isopropyl ether	50	46.8	94	75-131
594-20-7	2,2-Dichloropropane	50	50.3	101	80-137
124-48-1	Dibromochloromethane	50	54.1	108	78-117
75-71-8	Dichlorodifluoromethane	50	98.2	196*	35-162
156-59-2	cis-1,2-Dichloroethylene	50	45.7	91	74-123
10061-01-5	cis-1,3-Dichloropropene	50	51.6	103	79-130
541-73-1	m-Dichlorobenzene	50	52.3	105	82-126
95-50-1	o-Dichlorobenzene	50	49.4	99	83-123
106-46-7	p-Dichlorobenzene	50	51.2	102	84-124
156-60-5	trans-1,2-Dichloroethylene	50	46.6	93	77-129
10061-02-6	trans-1,3-Dichloropropene	50	58.7	117	87-131
100-41-4	Ethylbenzene	50	50.4	101	82-124
637-92-3	Ethyl tert-Butyl Ether	50	44.2	88	85-141

# Blank Spike Summary

**Job Number:** C17018

**Account:** ALNCA Accutest Northern California, Inc.

**Project:** IRISECAO: Romic Soil Investigation(Romic EPA) - 2081 Bay Road,East Palo Alto,CA

Sample	File ID	DF	Analyzed	By	Prep Date	Prep Batch	Analytical Batch
VH2627-BS	H070791.D	1	08/01/11	AH	n/a	n/a	VH2627

The QC reported here applies to the following samples:

Method: SW846 8260B

C17018-36

CAS No.	Compound	Spike ug/kg	BSP ug/kg	BSP %	Limits
591-78-6	2-Hexanone	250	208	83	67-130
87-68-3	Hexachlorobutadiene	50	53.6	107	77-150
98-82-8	Isopropylbenzene	50	58.1	116	82-133
99-87-6	p-Isopropyltoluene	50	54.4	109	82-132
108-10-1	4-Methyl-2-pentanone	250	257	103	69-125
74-83-9	Methyl bromide	50	48.0	96	60-146
74-87-3	Methyl chloride	50	71.5	143	58-163
74-95-3	Methylene bromide	50	48.3	97	75-128
75-09-2	Methylene chloride	50	53.0	106	62-140
78-93-3	Methyl ethyl ketone	250	143	57*	66-134
1634-04-4	Methyl Tert Butyl Ether	50	43.4	87	70-131
91-20-3	Naphthalene	50	45.1	90	59-143
103-65-1	n-Propylbenzene	50	52.7	105	78-129
100-42-5	Styrene	50	49.1	98	79-123
994-05-8	Tert-Amyl Methyl Ether	50	45.8	92	76-130
75-65-0	Tert Butyl Alcohol	500	522	104	72-124
630-20-6	1,1,1,2-Tetrachloroethane	50	49.8	100	81-121
71-55-6	1,1,1-Trichloroethane	50	48.9	98	80-133
79-34-5	1,1,2,2-Tetrachloroethane	50	48.0	96	70-128
79-00-5	1,1,2-Trichloroethane	50	53.2	106	76-118
87-61-6	1,2,3-Trichlorobenzene	50	47.3	95	78-136
96-18-4	1,2,3-Trichloropropane	50	48.1	96	74-125
120-82-1	1,2,4-Trichlorobenzene	50	52.1	104	82-137
95-63-6	1,2,4-Trimethylbenzene	50	51.1	102	77-129
108-67-8	1,3,5-Trimethylbenzene	50	50.5	101	79-129
127-18-4	Tetrachloroethylene	50	51.3	103	79-132
108-88-3	Toluene	50	48.8	98	80-123
79-01-6	Trichloroethylene	50	50.6	101	78-132
75-69-4	Trichlorofluoromethane	50	66.8	134	67-149
75-01-4	Vinyl chloride	50	54.3	109	60-145
1330-20-7	Xylene (total)	150	152	101	83-127

CAS No.	Surrogate Recoveries	BSP	Limits
1868-53-7	Dibromofluoromethane	99%	80-121%

9.2.11  
9

# Blank Spike Summary

**Job Number:** C17018  
**Account:** ALNCA Accutest Northern California, Inc.  
**Project:** IRISECAO: Romic Soil Investigation(Romic EPA) - 2081 Bay Road,East Palo Alto,CA

Sample	File ID	DF	Analyzed	By	Prep Date	Prep Batch	Analytical Batch
VH2627-BS	H070791.D	1	08/01/11	AH	n/a	n/a	VH2627

The QC reported here applies to the following samples:

Method: SW846 8260B

C17018-36

CAS No.	Surrogate Recoveries	BSP	Limits
2037-26-5	Toluene-D8	96%	71-130%
460-00-4	4-Bromofluorobenzene	102%	59-148%
17060-07-0	1,2-Dichloroethane-D4	103%	77-123%



# Blank Spike Summary

**Job Number:** C17018

**Account:** ALNCA Accutest Northern California, Inc.

**Project:** IRISECAO: Romic Soil Investigation(Romic EPA) - 2081 Bay Road,East Palo Alto,CA

Sample	File ID	DF	Analyzed	By	Prep Date	Prep Batch	Analytical Batch
VG2762-BS	G0073988.D	1	08/02/11	MM	n/a	n/a	VG2762

The QC reported here applies to the following samples:

Method: SW846 8260B

C17018-10, C17018-14, C17018-18, C17018-35

CAS No.	Compound	Spike ug/kg	BSP ug/kg	BSP %	Limits
67-64-1	Acetone	250	105	42*	61-144
71-43-2	Benzene	50	52.1	104	78-130
108-86-1	Bromobenzene	50	48.4	97	78-123
74-97-5	Bromochloromethane	50	50.3	101	72-122
75-27-4	Bromodichloromethane	50	51.4	103	73-122
75-25-2	Bromoform	50	50.7	101	70-139
104-51-8	n-Butylbenzene	50	48.2	96	80-138
135-98-8	sec-Butylbenzene	50	49.5	99	82-132
98-06-6	tert-Butylbenzene	50	47.6	95	79-130
108-90-7	Chlorobenzene	50	50.6	101	83-122
75-00-3	Chloroethane	50	59.2	118	61-153
67-66-3	Chloroform	50	51.6	103	79-129
95-49-8	o-Chlorotoluene	50	45.7	91	77-123
106-43-4	p-Chlorotoluene	50	46.8	94	78-129
56-23-5	Carbon tetrachloride	50	54.6	109	79-135
75-34-3	1,1-Dichloroethane	50	48.2	96	77-132
75-35-4	1,1-Dichloroethylene	50	52.9	106	66-132
563-58-6	1,1-Dichloropropene	50	54.0	108	81-133
96-12-8	1,2-Dibromo-3-chloropropane	50	41.7	83	67-129
106-93-4	1,2-Dibromoethane	50	39.4	79	77-126
107-06-2	1,2-Dichloroethane	50	49.3	99	78-129
78-87-5	1,2-Dichloropropane	50	46.8	94	74-127
142-28-9	1,3-Dichloropropane	50	42.6	85	78-118
108-20-3	Di-Isopropyl ether	50	43.7	87	75-131
594-20-7	2,2-Dichloropropane	50	53.2	106	80-137
124-48-1	Dibromochloromethane	50	40.7	81	78-117
75-71-8	Dichlorodifluoromethane	50	75.4	151	35-162
156-59-2	cis-1,2-Dichloroethylene	50	52.6	105	74-123
10061-01-5	cis-1,3-Dichloropropene	50	50.5	101	79-130
541-73-1	m-Dichlorobenzene	50	49.5	99	82-126
95-50-1	o-Dichlorobenzene	50	49.1	98	83-123
106-46-7	p-Dichlorobenzene	50	50.0	100	84-124
156-60-5	trans-1,2-Dichloroethylene	50	49.5	99	77-129
10061-02-6	trans-1,3-Dichloropropene	50	48.6	97	87-131
100-41-4	Ethylbenzene	50	49.8	100	82-124
637-92-3	Ethyl tert-Butyl Ether	50	46.5	93	85-141

# Blank Spike Summary

**Job Number:** C17018  
**Account:** ALNCA Accutest Northern California, Inc.  
**Project:** IRISECAO: Romic Soil Investigation(Romic EPA) - 2081 Bay Road,East Palo Alto,CA

Sample	File ID	DF	Analyzed	By	Prep Date	Prep Batch	Analytical Batch
VG2762-BS	G0073988.D	1	08/02/11	MM	n/a	n/a	VG2762

The QC reported here applies to the following samples:

Method: SW846 8260B

C17018-10, C17018-14, C17018-18, C17018-35

CAS No.	Compound	Spike ug/kg	BSP ug/kg	BSP %	Limits
591-78-6	2-Hexanone	250	172	69	67-130
87-68-3	Hexachlorobutadiene	50	57.6	115	77-150
98-82-8	Isopropylbenzene	50	58.4	117	82-133
99-87-6	p-Isopropyltoluene	50	51.0	102	82-132
108-10-1	4-Methyl-2-pentanone	250	194	78	69-125
74-83-9	Methyl bromide	50	55.9	112	60-146
74-87-3	Methyl chloride	50	51.2	102	58-163
74-95-3	Methylene bromide	50	50.6	101	75-128
75-09-2	Methylene chloride	50	44.6	89	62-140
78-93-3	Methyl ethyl ketone	250	152	61*	66-134
1634-04-4	Methyl Tert Butyl Ether	50	47.0	94	70-131
91-20-3	Naphthalene	50	44.5	89	59-143
103-65-1	n-Propylbenzene	50	48.8	98	78-129
100-42-5	Styrene	50	49.8	100	79-123
994-05-8	Tert-Amyl Methyl Ether	50	50.3	101	76-130
75-65-0	Tert Butyl Alcohol	500	382	76	72-124
630-20-6	1,1,1,2-Tetrachloroethane	50	50.3	101	81-121
71-55-6	1,1,1-Trichloroethane	50	54.4	109	80-133
79-34-5	1,1,2,2-Tetrachloroethane	50	42.0	84	70-128
79-00-5	1,1,2-Trichloroethane	50	42.7	85	76-118
87-61-6	1,2,3-Trichlorobenzene	50	56.1	112	78-136
96-18-4	1,2,3-Trichloropropane	50	46.0	92	74-125
120-82-1	1,2,4-Trichlorobenzene	50	51.6	103	82-137
95-63-6	1,2,4-Trimethylbenzene	50	47.6	95	77-129
108-67-8	1,3,5-Trimethylbenzene	50	46.9	94	79-129
127-18-4	Tetrachloroethylene	50	54.4	109	79-132
108-88-3	Toluene	50	47.4	95	80-123
79-01-6	Trichloroethylene	50	56.3	113	78-132
75-69-4	Trichlorofluoromethane	50	66.8	134	67-149
75-01-4	Vinyl chloride	50	51.4	103	60-145
1330-20-7	Xylene (total)	150	149	99	83-127

CAS No.	Surrogate Recoveries	BSP	Limits
1868-53-7	Dibromofluoromethane	108%	80-121%

9.2.12  
9

# Blank Spike Summary

**Job Number:** C17018  
**Account:** ALNCA Accutest Northern California, Inc.  
**Project:** IRISECAO: Romic Soil Investigation(Romic EPA) - 2081 Bay Road,East Palo Alto,CA

Sample	File ID	DF	Analyzed	By	Prep Date	Prep Batch	Analytical Batch
VG2762-BS	G0073988.D	1	08/02/11	MM	n/a	n/a	VG2762

The QC reported here applies to the following samples:

Method: SW846 8260B

C17018-10, C17018-14, C17018-18, C17018-35

CAS No.	Surrogate Recoveries	BSP	Limits
2037-26-5	Toluene-D8	90%	71-130%
460-00-4	4-Bromofluorobenzene	98%	59-148%
17060-07-0	1,2-Dichloroethane-D4	97%	77-123%

# Blank Spike Summary

**Job Number:** C17018

**Account:** ALNCA Accutest Northern California, Inc.

**Project:** IRISECAO: Romic Soil Investigation(Romic EPA) - 2081 Bay Road,East Palo Alto,CA

Sample	File ID	DF	Analyzed	By	Prep Date	Prep Batch	Analytical Batch
VH2628-BS	H070814.D	1	08/02/11	AH	n/a	n/a	VH2628

The QC reported here applies to the following samples:

Method: SW846 8260B

C17018-34

CAS No.	Compound	Spike ug/kg	BSP ug/kg	BSP %	Limits
67-64-1	Acetone	250	112	45*	61-144
71-43-2	Benzene	50	56.7	113	78-130
108-86-1	Bromobenzene	50	53.6	107	78-123
74-97-5	Bromochloromethane	50	49.1	98	72-122
75-27-4	Bromodichloromethane	50	57.2	114	73-122
75-25-2	Bromoform	50	54.3	109	70-139
104-51-8	n-Butylbenzene	50	56.9	114	80-138
135-98-8	sec-Butylbenzene	50	56.6	113	82-132
98-06-6	tert-Butylbenzene	50	55.1	110	79-130
108-90-7	Chlorobenzene	50	54.3	109	83-122
75-00-3	Chloroethane	50	83.1	166*	61-153
67-66-3	Chloroform	50	55.0	110	79-129
95-49-8	o-Chlorotoluene	50	54.1	108	77-123
106-43-4	p-Chlorotoluene	50	54.6	109	78-129
56-23-5	Carbon tetrachloride	50	60.4	121	79-135
75-34-3	1,1-Dichloroethane	50	52.6	105	77-132
75-35-4	1,1-Dichloroethylene	50	71.2	142*	66-132
563-58-6	1,1-Dichloropropene	50	58.4	117	81-133
96-12-8	1,2-Dibromo-3-chloropropane	50	45.1	90	67-129
106-93-4	1,2-Dibromoethane	50	55.1	110	77-126
107-06-2	1,2-Dichloroethane	50	53.6	107	78-129
78-87-5	1,2-Dichloropropane	50	50.1	100	74-127
142-28-9	1,3-Dichloropropane	50	54.4	109	78-118
108-20-3	Di-Isopropyl ether	50	48.0	96	75-131
594-20-7	2,2-Dichloropropane	50	58.3	117	80-137
124-48-1	Dibromochloromethane	50	56.6	113	78-117
75-71-8	Dichlorodifluoromethane	50	122	244*	35-162
156-59-2	cis-1,2-Dichloroethylene	50	54.4	109	74-123
10061-01-5	cis-1,3-Dichloropropene	50	56.4	113	79-130
541-73-1	m-Dichlorobenzene	50	54.5	109	82-126
95-50-1	o-Dichlorobenzene	50	52.6	105	83-123
106-46-7	p-Dichlorobenzene	50	53.7	107	84-124
156-60-5	trans-1,2-Dichloroethylene	50	53.7	107	77-129
10061-02-6	trans-1,3-Dichloropropene	50	61.2	122	87-131
100-41-4	Ethylbenzene	50	53.6	107	82-124
637-92-3	Ethyl tert-Butyl Ether	50	46.5	93	85-141

# Blank Spike Summary

**Job Number:** C17018

**Account:** ALNCA Accutest Northern California, Inc.

**Project:** IRISECAO: Romic Soil Investigation(Romic EPA) - 2081 Bay Road,East Palo Alto,CA

Sample	File ID	DF	Analyzed	By	Prep Date	Prep Batch	Analytical Batch
VH2628-BS	H070814.D	1	08/02/11	AH	n/a	n/a	VH2628

The QC reported here applies to the following samples:

Method: SW846 8260B

C17018-34

CAS No.	Compound	Spike ug/kg	BSP ug/kg	BSP %	Limits
591-78-6	2-Hexanone	250	199	80	67-130
87-68-3	Hexachlorobutadiene	50	56.4	113	77-150
98-82-8	Isopropylbenzene	50	61.6	123	82-133
99-87-6	p-Isopropyltoluene	50	58.2	116	82-132
108-10-1	4-Methyl-2-pentanone	250	252	101	69-125
74-83-9	Methyl bromide	50	71.1	142	60-146
74-87-3	Methyl chloride	50	79.3	159	58-163
74-95-3	Methylene bromide	50	54.3	109	75-128
75-09-2	Methylene chloride	50	69.9	140	62-140
78-93-3	Methyl ethyl ketone	250	150	60*	66-134
1634-04-4	Methyl Tert Butyl Ether	50	49.5	99	70-131
91-20-3	Naphthalene	50	47.1	94	59-143
103-65-1	n-Propylbenzene	50	55.3	111	78-129
100-42-5	Styrene	50	52.3	105	79-123
994-05-8	Tert-Amyl Methyl Ether	50	47.9	96	76-130
75-65-0	Tert Butyl Alcohol	500	422	84	72-124
630-20-6	1,1,1,2-Tetrachloroethane	50	53.7	107	81-121
71-55-6	1,1,1-Trichloroethane	50	58.6	117	80-133
79-34-5	1,1,2,2-Tetrachloroethane	50	48.1	96	70-128
79-00-5	1,1,2-Trichloroethane	50	55.1	110	76-118
87-61-6	1,2,3-Trichlorobenzene	50	50.7	101	78-136
96-18-4	1,2,3-Trichloropropane	50	52.3	105	74-125
120-82-1	1,2,4-Trichlorobenzene	50	55.5	111	82-137
95-63-6	1,2,4-Trimethylbenzene	50	54.0	108	77-129
108-67-8	1,3,5-Trimethylbenzene	50	54.2	108	79-129
127-18-4	Tetrachloroethylene	50	56.4	113	79-132
108-88-3	Toluene	50	50.4	101	80-123
79-01-6	Trichloroethylene	50	57.2	114	78-132
75-69-4	Trichlorofluoromethane	50	93.2	186*	67-149
75-01-4	Vinyl chloride	50	65.3	131	60-145
1330-20-7	Xylene (total)	150	158	105	83-127

CAS No.	Surrogate Recoveries	BSP	Limits
1868-53-7	Dibromofluoromethane	103%	80-121%

9.2.13  
9

## Blank Spike Summary

**Job Number:** C17018  
**Account:** ALNCA Accutest Northern California, Inc.  
**Project:** IRISECAO: Romic Soil Investigation(Romic EPA) - 2081 Bay Road,East Palo Alto,CA

Sample	File ID	DF	Analyzed	By	Prep Date	Prep Batch	Analytical Batch
VH2628-BS	H070814.D	1	08/02/11	AH	n/a	n/a	VH2628

The QC reported here applies to the following samples:

Method: SW846 8260B

C17018-34

CAS No.	Surrogate Recoveries	BSP	Limits
2037-26-5	Toluene-D8	91%	71-130%
460-00-4	4-Bromofluorobenzene	100%	59-148%
17060-07-0	1,2-Dichloroethane-D4	105%	77-123%

# Blank Spike Summary

**Job Number:** C17018  
**Account:** ALNCA Accutest Northern California, Inc.  
**Project:** IRISECAO: Romic Soil Investigation(Romic EPA) - 2081 Bay Road,East Palo Alto,CA

Sample	File ID	DF	Analyzed	By	Prep Date	Prep Batch	Analytical Batch
VF1550-BS	F051202.D	1	08/03/11	WV	n/a	n/a	VF1550

The QC reported here applies to the following samples: Method: SW846 8260B

C17018-14

CAS No.	Compound	Spike ug/kg	BSP ug/kg	BSP %	Limits
100-41-4	Ethylbenzene	50	50.3	101	82-124
108-88-3	Toluene	50	49.6	99	80-123
1330-20-7	Xylene (total)	150	153	102	83-127

CAS No.	Surrogate Recoveries	BSP	Limits
1868-53-7	Dibromofluoromethane	97%	80-121%
2037-26-5	Toluene-D8	99%	71-130%
460-00-4	4-Bromofluorobenzene	103%	59-148%
17060-07-0	1,2-Dichloroethane-D4	100%	77-123%

9.2.14  
9

# Matrix Spike/Matrix Spike Duplicate Summary

**Job Number:** C17018

**Account:** ALNCA Accutest Northern California, Inc.

**Project:** IRISECAO: Romic Soil Investigation(Romic EPA) - 2081 Bay Road,East Palo Alto,CA

Sample	File ID	DF	Analyzed	By	Prep Date	Prep Batch	Analytical Batch
F84228-11MS	G0073755.D	1	07/21/11	MM	n/a	n/a	VG2754
F84228-11MSD	G0073756.D	1	07/21/11	MM	n/a	n/a	VG2754
F84228-11 <sup>a</sup>	G0073754.D	1	07/21/11	MM	n/a	n/a	VG2754

The QC reported here applies to the following samples:

Method: SW846 8260B

C17018-1, C17018-2, C17018-3, C17018-4, C17018-5, C17018-6, C17018-7, C17018-9, C17018-10

CAS No.	Compound	F84228-11 ug/kg	Spike Q	ug/kg	MS ug/kg	MS %	MSD ug/kg	MSD %	RPD	Limits Rec/RPD
67-64-1	Acetone	99.3	J	279	92.1	-3*	99.5	0*	8	61-144/29
71-43-2	Benzene	ND		55.9	56.8	102	58.6	105	3	78-130/25
108-86-1	Bromobenzene	ND		55.9	58.5	105	53.6	96	9	78-123/30
74-97-5	Bromochloromethane	ND		55.9	49.0	88	51.0	92	4	72-122/23
75-27-4	Bromodichloromethane	ND		55.9	51.1	91	55.1	99	8	73-122/25
75-25-2	Bromoform	ND		55.9	33.6	60*	35.3	63*	5	70-139/26
104-51-8	n-Butylbenzene	1.6	J	55.9	53.1	92	44.8	78*	17	80-138/31
135-98-8	sec-Butylbenzene	ND		55.9	59.4	106	49.5	89	18	82-132/29
98-06-6	tert-Butylbenzene	ND		55.9	60.1	108	52.2	94	14	79-130/29
108-90-7	Chlorobenzene	ND		55.9	56.1	100	52.2	94	7	83-122/23
75-00-3	Chloroethane	ND		55.9	65.3	117	67.1	121	3	61-153/31
67-66-3	Chloroform	ND		55.9	55.0	98	56.6	102	3	79-129/27
95-49-8	o-Chlorotoluene	ND		55.9	62.1	111	53.8	97	14	77-123/31
106-43-4	p-Chlorotoluene	ND		55.9	62.3	111	53.9	97	14	78-129/29
56-23-5	Carbon tetrachloride	ND		55.9	54.2	97	53.5	96	1	79-135/29
75-34-3	1,1-Dichloroethane	ND		55.9	55.4	99	56.3	101	2	77-132/26
75-35-4	1,1-Dichloroethylene	ND		55.9	59.4	106	59.0	106	1	66-132/27
563-58-6	1,1-Dichloropropene	ND		55.9	56.8	102	56.4	101	1	81-133/26
96-12-8	1,2-Dibromo-3-chloropropane	ND		55.9	42.7	76	44.5	80	4	67-129/29
106-93-4	1,2-Dibromoethane	ND		55.9	46.0	82	49.6	89	8	77-126/24
107-06-2	1,2-Dichloroethane	ND		55.9	49.2	88	51.9	93	5	78-129/24
78-87-5	1,2-Dichloropropane	ND		55.9	51.1	91	55.8	100	9	74-127/27
142-28-9	1,3-Dichloropropane	ND		55.9	47.6	85	49.3	89	4	78-118/26
108-20-3	Di-Isopropyl ether	ND		55.9	52.8	94	56.0	101	6	75-131/24
594-20-7	2,2-Dichloropropane	ND		55.9	52.0	93	52.3	94	1	80-137/28
124-48-1	Dibromochloromethane	ND		55.9	42.7	76*	44.5	80	4	78-117/27
75-71-8	Dichlorodifluoromethane	ND		55.9	55.6	99	56.1	101	1	35-162/30
156-59-2	cis-1,2-Dichloroethylene	ND		55.9	52.9	95	54.5	98	3	74-123/26
10061-01-5	cis-1,3-Dichloropropene	ND		55.9	49.1	88	52.7	95	7	79-130/23
541-73-1	m-Dichlorobenzene	ND		55.9	55.0	98	48.5	87	13	82-126/29
95-50-1	o-Dichlorobenzene	ND		55.9	51.8	93	50.1	90	3	83-123/28
106-46-7	p-Dichlorobenzene	ND		55.9	55.0	98	50.9	91	8	84-124/28
156-60-5	trans-1,2-Dichloroethylene	ND		55.9	55.9	100	56.1	101	0	77-129/27
10061-02-6	trans-1,3-Dichloropropene	ND		55.9	48.4	87	49.3	89	2	87-131/27
100-41-4	Ethylbenzene	2.7	J	55.9	56.1	96	51.2	87	9	82-124/25
637-92-3	Ethyl tert-Butyl Ether	ND		55.9	50.3	90	53.8	97	7	85-141/23

9.3.1  
9



# Matrix Spike/Matrix Spike Duplicate Summary

**Job Number:** C17018

**Account:** ALNCA Accutest Northern California, Inc.

**Project:** IRISECAO: Romic Soil Investigation(Romic EPA) - 2081 Bay Road,East Palo Alto,CA

Sample	File ID	DF	Analyzed	By	Prep Date	Prep Batch	Analytical Batch
F84228-11MS	G0073755.D	1	07/21/11	MM	n/a	n/a	VG2754
F84228-11MSD	G0073756.D	1	07/21/11	MM	n/a	n/a	VG2754
F84228-11 <sup>a</sup>	G0073754.D	1	07/21/11	MM	n/a	n/a	VG2754

The QC reported here applies to the following samples:

Method: SW846 8260B

C17018-1, C17018-2, C17018-3, C17018-4, C17018-5, C17018-6, C17018-7, C17018-9, C17018-10

CAS No.	Compound	F84228-11 ug/kg	Spike Q ug/kg	MS ug/kg	MS %	MSD ug/kg	MSD %	RPD	Limits Rec/RPD
591-78-6	2-Hexanone	ND	279	160	57*	189	68	17	67-130/29
87-68-3	Hexachlorobutadiene	ND	55.9	34.1	61*	29.2	52*	15	77-150/36
98-82-8	Isopropylbenzene	ND	55.9	60.5	108	56.2	101	7	82-133/27
99-87-6	p-Isopropyltoluene	ND	55.9	59.4	106	50.1	90	17	82-132/29
108-10-1	4-Methyl-2-pentanone	ND	279	212	76	237	85	11	69-125/24
74-83-9	Methyl bromide	ND	55.9	67.9	121	69.0	124	2	60-146/31
74-87-3	Methyl chloride	ND	55.9	53.4	96	54.9	99	3	58-163/26
74-95-3	Methylene bromide	ND	55.9	45.1	81	52.9	95	16	75-128/26
75-09-2	Methylene chloride	ND	55.9	50.2	90	51.5	93	3	62-140/25
78-93-3	Methyl ethyl ketone	15.6	J 279	128	40*	156	50*	20	66-134/23
1634-04-4	Methyl Tert Butyl Ether	ND	55.9	48.0	86	53.6	96	11	70-131/25
91-20-3	Naphthalene	11.7	55.9	39.7	50*	41.0	53*	3	59-143/31
103-65-1	n-Propylbenzene	ND	55.9	63.6	114	54.4	98	16	78-129/29
100-42-5	Styrene	ND	55.9	51.9	93	50.0	90	4	79-123/28
994-05-8	Tert-Amyl Methyl Ether	ND	55.9	50.2	90	55.4	100	10	76-130/21
75-65-0	Tert Butyl Alcohol	ND	559	559	100	499	90	11	72-124/30
630-20-6	1,1,1,2-Tetrachloroethane	ND	55.9	55.4	99	53.6	96	3	81-121/25
71-55-6	1,1,1-Trichloroethane	ND	55.9	57.2	102	57.4	103	0	80-133/27
79-34-5	1,1,2,2-Tetrachloroethane	ND	55.9	50.2	90	51.7	93	3	70-128/30
79-00-5	1,1,2-Trichloroethane	ND	55.9	47.0	84	49.9	90	6	76-118/28
87-61-6	1,2,3-Trichlorobenzene	ND	55.9	34.7	62*	34.1	61*	2	78-136/34
96-18-4	1,2,3-Trichloropropane	ND	55.9	51.0	91	51.4	92	1	74-125/30
120-82-1	1,2,4-Trichlorobenzene	ND	55.9	38.5	69*	38.1	68*	1	82-137/32
95-63-6	1,2,4-Trimethylbenzene	41.2	55.9	61.4	36*	53.1	21*	14	77-129/29
108-67-8	1,3,5-Trimethylbenzene	15.0	55.9	61.9	84	53.3	69*	15	79-129/31
127-18-4	Tetrachloroethylene	ND	55.9	60.2	108	54.4	98	10	79-132/27
108-88-3	Toluene	27.5	55.9	57.2	53*	55.0	49*	4	80-123/26
79-01-6	Trichloroethylene	ND	55.9	62.3	111	56.7	102	9	78-132/28
75-69-4	Trichlorofluoromethane	ND	55.9	72.2	129	70.5	127	2	67-149/29
75-01-4	Vinyl chloride	ND	55.9	54.3	97	55.6	100	2	60-145/29
1330-20-7	Xylene (total)	61.9	168	173	66*	160	59*	8	83-127/24

CAS No.	Surrogate Recoveries	MS	MSD	F84228-11	Limits
1868-53-7	Dibromofluoromethane	98%	102%	105%	80-121%

9.3.1  
9

# Matrix Spike/Matrix Spike Duplicate Summary

**Job Number:** C17018  
**Account:** ALNCA Accutest Northern California, Inc.  
**Project:** IRISECAO: Romic Soil Investigation(Romic EPA) - 2081 Bay Road,East Palo Alto,CA

Sample	File ID	DF	Analyzed	By	Prep Date	Prep Batch	Analytical Batch
F84228-11MS	G0073755.D	1	07/21/11	MM	n/a	n/a	VG2754
F84228-11MSD	G0073756.D	1	07/21/11	MM	n/a	n/a	VG2754
F84228-11 <sup>a</sup>	G0073754.D	1	07/21/11	MM	n/a	n/a	VG2754

**The QC reported here applies to the following samples:** **Method:** SW846 8260B

C17018-1, C17018-2, C17018-3, C17018-4, C17018-5, C17018-6, C17018-7, C17018-9, C17018-10

CAS No.	Surrogate Recoveries	MS	MSD	F84228-11	Limits
2037-26-5	Toluene-D8	100%	99%	94%	71-130%
460-00-4	4-Bromofluorobenzene	107%	99%	102%	59-148%
17060-07-0	1,2-Dichloroethane-D4	88%	99%	112%	77-123%

(a) Pre-weighed vials were altered in the field; sample weights are estimated. Soil vials were not preserved within 48 hours of sampling.

9.3.1  
9

# Matrix Spike/Matrix Spike Duplicate Summary

**Job Number:** C17018

**Account:** ALNCA Accutest Northern California, Inc.

**Project:** IRISECAO: Romic Soil Investigation(Romic EPA) - 2081 Bay Road,East Palo Alto,CA

Sample	File ID	DF	Analyzed	By	Prep Date	Prep Batch	Analytical Batch
F84122-2MS	G0073802.D	1	07/22/11	MM	n/a	n/a	VG2755
F84122-2MSD	G0073803.D	1	07/22/11	MM	n/a	n/a	VG2755
F84122-2	G0073800.D	1	07/22/11	MM	n/a	n/a	VG2755

The QC reported here applies to the following samples:

Method: SW846 8260B

C17018-8, C17018-10, C17018-11

CAS No.	Compound	F84122-2 ug/kg	Spike Q ug/kg	MS ug/kg	MS %	MSD ug/kg	MSD %	RPD	Limits Rec/RPD
67-64-1	Acetone	58 U	279	90.7	32*	88.3	33*	3	61-144/29
71-43-2	Benzene	5.8 U	55.8	54.9	98	51.0	94	7	78-130/25
108-86-1	Bromobenzene	5.8 U	55.8	56.6	101	52.6	97	7	78-123/30
74-97-5	Bromochloromethane	5.8 U	55.8	55.3	99	51.6	95	7	72-122/23
75-27-4	Bromodichloromethane	5.8 U	55.8	55.0	99	52.0	96	6	73-122/25
75-25-2	Bromoform	5.8 U	55.8	51.0	91	47.3	88	8	70-139/26
104-51-8	n-Butylbenzene	5.8 U	55.8	44.3	79*	43.3	80	2	80-138/31
135-98-8	sec-Butylbenzene	5.8 U	55.8	49.3	88	47.7	88	3	82-132/29
98-06-6	tert-Butylbenzene	5.8 U	55.8	48.5	87	47.2	87	3	79-130/29
108-90-7	Chlorobenzene	5.8 U	55.8	55.3	99	50.5	93	9	83-122/23
75-00-3	Chloroethane	5.8 U	55.8	52.5	94	49.2	91	6	61-153/31
67-66-3	Chloroform	5.8 U	55.8	56.6	101	52.3	97	8	79-129/27
95-49-8	o-Chlorotoluene	5.8 U	55.8	51.1	92	48.2	89	6	77-123/31
106-43-4	p-Chlorotoluene	5.8 U	55.8	53.0	95	50.1	93	6	78-129/29
56-23-5	Carbon tetrachloride	5.8 U	55.8	54.5	98	49.4	91	10	79-135/29
75-34-3	1,1-Dichloroethane	5.8 U	55.8	50.9	91	47.7	88	6	77-132/26
75-35-4	1,1-Dichloroethylene	5.8 U	55.8	49.6	89	47.4	88	5	66-132/27
563-58-6	1,1-Dichloropropene	5.8 U	55.8	52.9	95	49.3	91	7	81-133/26
96-12-8	1,2-Dibromo-3-chloropropane	5.8 U	55.8	38.3	69	35.4	65*	8	67-129/29
106-93-4	1,2-Dibromoethane	5.8 U	55.8	38.7	69*	35.9	66*	8	77-126/24
107-06-2	1,2-Dichloroethane	5.8 U	55.8	51.5	92	47.8	88	7	78-129/24
78-87-5	1,2-Dichloropropane	5.8 U	55.8	48.9	88	45.4	84	7	74-127/27
142-28-9	1,3-Dichloropropane	5.8 U	55.8	42.7	77*	39.9	74*	7	78-118/26
108-20-3	Di-Isopropyl ether	5.8 U	55.8	45.9	82	43.6	81	5	75-131/24
594-20-7	2,2-Dichloropropane	5.8 U	55.8	47.6	85	42.7	79*	11	80-137/28
124-48-1	Dibromochloromethane	5.8 U	55.8	43.6	78	39.8	74*	9	78-117/27
75-71-8	Dichlorodifluoromethane	5.8 U	55.8	52.3	94	49.6	92	5	35-162/30
156-59-2	cis-1,2-Dichloroethylene	330	E 55.8	55.0	-493* a	52.1	-514* a	5	74-123/26
10061-01-5	cis-1,3-Dichloropropene	5.8 U	55.8	50.2	90	47.4	88	6	79-130/23
541-73-1	m-Dichlorobenzene	5.8 U	55.8	55.6	100	52.5	97	6	82-126/29
95-50-1	o-Dichlorobenzene	5.8 U	55.8	54.3	97	51.2	95	6	83-123/28
106-46-7	p-Dichlorobenzene	5.8 U	55.8	55.8	100	52.9	98	5	84-124/28
156-60-5	trans-1,2-Dichloroethylene	5.8 U	55.8	50.1	90	47.7	88	5	77-129/27
10061-02-6	trans-1,3-Dichloropropene	5.8 U	55.8	48.7	87	44.6	83*	9	87-131/27
100-41-4	Ethylbenzene	5.8 U	55.8	51.3	92	47.4	88	8	82-124/25
637-92-3	Ethyl tert-Butyl Ether	5.8 U	55.8	45.7	82*	43.5	80*	5	85-141/23

9.3.2  
9

# Matrix Spike/Matrix Spike Duplicate Summary

**Job Number:** C17018

**Account:** ALNCA Accutest Northern California, Inc.

**Project:** IRISECAO: Romic Soil Investigation(Romic EPA) - 2081 Bay Road,East Palo Alto,CA

Sample	File ID	DF	Analyzed	By	Prep Date	Prep Batch	Analytical Batch
F84122-2MS	G0073802.D	1	07/22/11	MM	n/a	n/a	VG2755
F84122-2MSD	G0073803.D	1	07/22/11	MM	n/a	n/a	VG2755
F84122-2	G0073800.D	1	07/22/11	MM	n/a	n/a	VG2755

The QC reported here applies to the following samples:

Method: SW846 8260B

C17018-8, C17018-10, C17018-11

CAS No.	Compound	F84122-2 ug/kg	Spike Q ug/kg	MS ug/kg	MS %	MSD ug/kg	MSD %	RPD	Limits Rec/RPD
591-78-6	2-Hexanone	29 U		147	53*	138	51*	6	67-130/29
87-68-3	Hexachlorobutadiene	5.8 U		49.5	89	51.6	95	4	77-150/36
98-82-8	Isopropylbenzene	5.8 U		59.5	107	56.0	104	6	82-133/27
99-87-6	p-Isopropyltoluene	5.8 U		51.7	93	49.6	92	4	82-132/29
108-10-1	4-Methyl-2-pentanone	29 U		169	61*	163	60*	4	69-125/24
74-83-9	Methyl bromide	5.8 U		84.0	150*	75.7	140	10	60-146/31
74-87-3	Methyl chloride	5.8 U		42.5	76	40.6	75	5	58-163/26
74-95-3	Methylene bromide	5.8 U		50.0	90	46.5	86	7	75-128/26
75-09-2	Methylene chloride	12 U		52.3	94	51.1	95	2	62-140/25
78-93-3	Methyl ethyl ketone	13.1	J	279	38*	117	38*	3	66-134/23
1634-04-4	Methyl Tert Butyl Ether	5.8 U		44.8	80	42.9	79	4	70-131/25
91-20-3	Naphthalene	5.8 U		43.1	77	39.9	74	8	59-143/31
103-65-1	n-Propylbenzene	5.8 U		51.5	92	49.1	91	5	78-129/29
100-42-5	Styrene	5.8 U		51.8	93	47.8	88	8	79-123/28
994-05-8	Tert-Amyl Methyl Ether	5.8 U		47.1	84	45.3	84	4	76-130/21
75-65-0	Tert Butyl Alcohol	58 U		549	98	471	87	15	72-124/30
630-20-6	1,1,1,2-Tetrachloroethane	5.8 U		55.5	99	51.1	95	8	81-121/25
71-55-6	1,1,1-Trichloroethane	5.8 U		56.0	100	51.2	95	9	80-133/27
79-34-5	1,1,2,2-Tetrachloroethane	5.8 U		43.9	79	41.2	76	6	70-128/30
79-00-5	1,1,2-Trichloroethane	5.8 U		44.9	80	41.6	77	8	76-118/28
87-61-6	1,2,3-Trichlorobenzene	5.8 U		53.5	96	48.6	90	10	78-136/34
96-18-4	1,2,3-Trichloropropane	5.8 U		45.4	81	42.5	79	7	74-125/30
120-82-1	1,2,4-Trichlorobenzene	5.8 U		52.7	94	48.2	89	9	82-137/32
95-63-6	1,2,4-Trimethylbenzene	2.0	J	55.8	89	49.6	88	4	77-129/29
108-67-8	1,3,5-Trimethylbenzene	5.8 U		51.0	91	49.2	91	4	79-129/31
127-18-4	Tetrachloroethylene	5.8 U		56.8	102	51.4	95	10	79-132/27
108-88-3	Toluene	1.8	J	55.8	89	47.6	85	8	80-123/26
79-01-6	Trichloroethylene	5.8 U		58.2	104	53.6	99	8	78-132/28
75-69-4	Trichlorofluoromethane	5.8 U		61.3	110	57.9	107	6	67-149/29
75-01-4	Vinyl chloride	40.2		43.3	6*	41.1	2*	5	60-145/29
1330-20-7	Xylene (total)	17 U		159	95	147	91	8	83-127/24

CAS No.	Surrogate Recoveries	MS	MSD	F84122-2	Limits
1868-53-7	Dibromofluoromethane	107%	103%	109%	80-121%

9.3.2  
9

# Matrix Spike/Matrix Spike Duplicate Summary

**Job Number:** C17018  
**Account:** ALNCA Accutest Northern California, Inc.  
**Project:** IRISECAO: Romic Soil Investigation(Romic EPA) - 2081 Bay Road,East Palo Alto,CA

Sample	File ID	DF	Analyzed	By	Prep Date	Prep Batch	Analytical Batch
F84122-2MS	G0073802.D	1	07/22/11	MM	n/a	n/a	VG2755
F84122-2MSD	G0073803.D	1	07/22/11	MM	n/a	n/a	VG2755
F84122-2	G0073800.D	1	07/22/11	MM	n/a	n/a	VG2755

**The QC reported here applies to the following samples:** **Method:** SW846 8260B

C17018-8, C17018-10, C17018-11

CAS No.	Surrogate Recoveries	MS	MSD	F84122-2	Limits
2037-26-5	Toluene-D8	93%	90%	87%	71-130%
460-00-4	4-Bromofluorobenzene	99%	99%	103%	59-148%
17060-07-0	1,2-Dichloroethane-D4	95%	97%	105%	77-123%

(a) Outside control limits due to high level in sample relative to spike amount.

9.3.2  
9

# Matrix Spike/Matrix Spike Duplicate Summary

**Job Number:** C17018

**Account:** ALNCA Accutest Northern California, Inc.

**Project:** IRISECAO: Romic Soil Investigation(Romic EPA) - 2081 Bay Road,East Palo Alto,CA

Sample	File ID	DF	Analyzed	By	Prep Date	Prep Batch	Analytical Batch
F84316-10MS	G0073827.D	1	07/25/11	MM	n/a	n/a	VG2756
F84316-10MSD	G0073828.D	1	07/25/11	MM	n/a	n/a	VG2756
F84316-10 <sup>a</sup>	G0073826.D	1	07/25/11	MM	n/a	n/a	VG2756

The QC reported here applies to the following samples:

Method: SW846 8260B

C17018-12, C17018-13, C17018-18

CAS No.	Compound	F84316-10 ug/kg	Spike Q	ug/kg	MS ug/kg	MS %	MSD ug/kg	MSD %	RPD	Limits Rec/RPD
67-64-1	Acetone	ND		298	95.5	32*	99.0	34*	4	61-144/29
71-43-2	Benzene	ND		59.5	56.7	95	58.0	99	2	78-130/25
108-86-1	Bromobenzene	ND		59.5	54.5	92	60.6	104	11	78-123/30
74-97-5	Bromochloromethane	ND		59.5	56.6	95	57.7	99	2	72-122/23
75-27-4	Bromodichloromethane	ND		59.5	56.9	96	58.6	100	3	73-122/25
75-25-2	Bromoform	ND		59.5	51.0	86	56.3	96	10	70-139/26
104-51-8	n-Butylbenzene	ND		59.5	51.6	87	54.1	93	5	80-138/31
135-98-8	sec-Butylbenzene	ND		59.5	52.9	89	56.9	97	7	82-132/29
98-06-6	tert-Butylbenzene	ND		59.5	50.1	84	55.2	95	10	79-130/29
108-90-7	Chlorobenzene	ND		59.5	56.0	94	62.2	107	10	83-122/23
75-00-3	Chloroethane	ND		59.5	59.1	99	58.0	99	2	61-153/31
67-66-3	Chloroform	ND		59.5	57.8	97	58.9	101	2	79-129/27
95-49-8	o-Chlorotoluene	ND		59.5	51.1	86	56.9	97	11	77-123/31
106-43-4	p-Chlorotoluene	ND		59.5	53.5	90	57.0	98	6	78-129/29
56-23-5	Carbon tetrachloride	ND		59.5	58.4	98	58.6	100	0	79-135/29
75-34-3	1,1-Dichloroethane	ND		59.5	51.7	87	53.0	91	2	77-132/26
75-35-4	1,1-Dichloroethylene	ND		59.5	51.9	87	51.6	88	1	66-132/27
563-58-6	1,1-Dichloropropene	ND		59.5	56.2	94	56.6	97	1	81-133/26
96-12-8	1,2-Dibromo-3-chloropropane	ND		59.5	43.1	72	45.2	77	5	67-129/29
106-93-4	1,2-Dibromoethane	ND		59.5	41.8	70*	44.2	76*	6	77-126/24
107-06-2	1,2-Dichloroethane	ND		59.5	53.9	91	55.2	95	2	78-129/24
78-87-5	1,2-Dichloropropane	ND		59.5	49.9	84	52.1	89	4	74-127/27
142-28-9	1,3-Dichloropropane	ND		59.5	47.7	80	49.4	85	4	78-118/26
108-20-3	Di-Isopropyl ether	ND		59.5	48.2	81	50.8	87	5	75-131/24
594-20-7	2,2-Dichloropropane	ND		59.5	55.1	93	56.9	97	3	80-137/28
124-48-1	Dibromochloromethane	ND		59.5	45.5	76*	49.0	84	7	78-117/27
75-71-8	Dichlorodifluoromethane	ND		59.5	54.9	92	54.2	93	1	35-162/30
156-59-2	cis-1,2-Dichloroethylene	ND		59.5	55.8	94	57.4	98	3	74-123/26
10061-01-5	cis-1,3-Dichloropropene	ND		59.5	54.8	92	56.2	96	3	79-130/23
541-73-1	m-Dichlorobenzene	ND		59.5	57.1	96	60.2	103	5	82-126/29
95-50-1	o-Dichlorobenzene	ND		59.5	56.0	94	58.3	100	4	83-123/28
106-46-7	p-Dichlorobenzene	ND		59.5	57.4	96	60.9	104	6	84-124/28
156-60-5	trans-1,2-Dichloroethylene	ND		59.5	51.0	86	52.1	89	2	77-129/27
10061-02-6	trans-1,3-Dichloropropene	ND		59.5	54.9	92	58.4	100	6	87-131/27
100-41-4	Ethylbenzene	ND		59.5	53.7	90	58.5	100	9	82-124/25
637-92-3	Ethyl tert-Butyl Ether	ND		59.5	48.4	81*	50.5	86	4	85-141/23

9.3.3  
9

# Matrix Spike/Matrix Spike Duplicate Summary

**Job Number:** C17018

**Account:** ALNCA Accutest Northern California, Inc.

**Project:** IRISECAO: Romic Soil Investigation(Romic EPA) - 2081 Bay Road,East Palo Alto,CA

Sample	File ID	DF	Analyzed	By	Prep Date	Prep Batch	Analytical Batch
F84316-10MS	G0073827.D	1	07/25/11	MM	n/a	n/a	VG2756
F84316-10MSD	G0073828.D	1	07/25/11	MM	n/a	n/a	VG2756
F84316-10 <sup>a</sup>	G0073826.D	1	07/25/11	MM	n/a	n/a	VG2756

The QC reported here applies to the following samples:

Method: SW846 8260B

C17018-12, C17018-13, C17018-18

CAS No.	Compound	F84316-10 ug/kg	Spike Q	ug/kg	MS ug/kg	MS %	MSD ug/kg	MSD %	RPD	Limits Rec/RPD
591-78-6	2-Hexanone	ND		298	173	58*	187	64*	8	67-130/29
87-68-3	Hexachlorobutadiene	ND		59.5	63.7	107	65.7	113	3	77-150/36
98-82-8	Isopropylbenzene	ND		59.5	58.6	98	67.8	116	15	82-133/27
99-87-6	p-Isopropyltoluene	ND		59.5	55.2	93	58.3	100	5	82-132/29
108-10-1	4-Methyl-2-pentanone	ND		298	199	67*	213	73	7	69-125/24
74-83-9	Methyl bromide	ND		59.5	64.3	108	70.3	120	9	60-146/31
74-87-3	Methyl chloride	ND		59.5	46.8	79	44.7	77	5	58-163/26
74-95-3	Methylene bromide	ND		59.5	53.5	90	53.0	91	1	75-128/26
75-09-2	Methylene chloride	ND		59.5	49.6	83	52.0	89	5	62-140/25
78-93-3	Methyl ethyl ketone	ND		298	140	47*	144	49*	3	66-134/23
1634-04-4	Methyl Tert Butyl Ether	ND		59.5	49.1	82	50.4	86	3	70-131/25
91-20-3	Naphthalene	ND		59.5	49.8	84	51.9	89	4	59-143/31
103-65-1	n-Propylbenzene	ND		59.5	51.0	86	56.7	97	11	78-129/29
100-42-5	Styrene	ND		59.5	49.2	83	61.1	105	22	79-123/28
994-05-8	Tert-Amyl Methyl Ether	ND		59.5	52.2	88	53.2	91	2	76-130/21
75-65-0	Tert Butyl Alcohol	ND		595	563	95	529	91	6	72-124/30
630-20-6	1,1,1,2-Tetrachloroethane	ND		59.5	55.7	94	60.5	104	8	81-121/25
71-55-6	1,1,1-Trichloroethane	ND		59.5	59.0	99	59.9	103	2	80-133/27
79-34-5	1,1,2,2-Tetrachloroethane	ND		59.5	45.1	76	47.7	82	6	70-128/30
79-00-5	1,1,2-Trichloroethane	ND		59.5	47.2	79	51.7	89	9	76-118/28
87-61-6	1,2,3-Trichlorobenzene	ND		59.5	65.5	110	62.7	107	4	78-136/34
96-18-4	1,2,3-Trichloropropane	ND		59.5	49.3	83	50.1	86	2	74-125/30
120-82-1	1,2,4-Trichlorobenzene	ND		59.5	60.9	102	64.2	110	5	82-137/32
95-63-6	1,2,4-Trimethylbenzene	ND		59.5	52.9	89	56.5	97	7	77-129/29
108-67-8	1,3,5-Trimethylbenzene	ND		59.5	51.9	87	55.7	95	7	79-129/31
127-18-4	Tetrachloroethylene	ND		59.5	60.2	101	60.4	103	0	79-132/27
108-88-3	Toluene	ND		59.5	53.0	89	56.0	96	6	80-123/26
79-01-6	Trichloroethylene	ND		59.5	60.3	101	61.9	106	3	78-132/28
75-69-4	Trichlorofluoromethane	ND		59.5	66.6	112	63.9	109	4	67-149/29
75-01-4	Vinyl chloride	ND		59.5	46.0	77	47.1	81	2	60-145/29
1330-20-7	Xylene (total)	ND		179	160	90	179	102	11	83-127/24

CAS No.	Surrogate Recoveries	MS	MSD	F84316-10	Limits
1868-53-7	Dibromofluoromethane	105%	106%	110%	80-121%

9.3.3  
9

# Matrix Spike/Matrix Spike Duplicate Summary

**Job Number:** C17018  
**Account:** ALNCA Accutest Northern California, Inc.  
**Project:** IRISECAO: Romic Soil Investigation(Romic EPA) - 2081 Bay Road,East Palo Alto,CA

Sample	File ID	DF	Analyzed	By	Prep Date	Prep Batch	Analytical Batch
F84316-10MS	G0073827.D	1	07/25/11	MM	n/a	n/a	VG2756
F84316-10MSD	G0073828.D	1	07/25/11	MM	n/a	n/a	VG2756
F84316-10 <sup>a</sup>	G0073826.D	1	07/25/11	MM	n/a	n/a	VG2756

The QC reported here applies to the following samples:

Method: SW846 8260B

C17018-12, C17018-13, C17018-18

CAS No.	Surrogate Recoveries	MS	MSD	F84316-10	Limits
2037-26-5	Toluene-D8	92%	96%	83%	71-130%
460-00-4	4-Bromofluorobenzene	94%	98%	100%	59-148%
17060-07-0	1,2-Dichloroethane-D4	99%	91%	116%	77-123%

(a) Confirmation run.



# Matrix Spike/Matrix Spike Duplicate Summary

**Job Number:** C17018

**Account:** ALNCA Accutest Northern California, Inc.

**Project:** IRISECAO: Romic Soil Investigation(Romic EPA) - 2081 Bay Road,East Palo Alto,CA

Sample	File ID	DF	Analyzed	By	Prep Date	Prep Batch	Analytical Batch
F84562-4MS	K052075.D	1	07/27/11	SH	n/a	n/a	VK2214
F84562-4MSD	K052076.D	1	07/27/11	SH	n/a	n/a	VK2214
F84562-4	K052056.D	1	07/27/11	SH	n/a	n/a	VK2214

The QC reported here applies to the following samples:

Method: SW846 8260B

C17018-22, C17018-23, C17018-24

CAS No.	Compound	F84562-4 ug/kg	Spike ug/kg	MS ug/kg	MS %	MSD ug/kg	MSD %	RPD	Limits Rec/RPD
67-64-1	Acetone	3700 U	18700	4760	25*	5280	28*	10	61-144/29
71-43-2	Benzene	370 U	3750	3980	106	4320	115	8	78-130/25
108-86-1	Bromobenzene	370 U	3750	4310	115	4630	124*	7	78-123/30
74-97-5	Bromochloromethane	370 U	3750	3340	89	3690	98	10	72-122/23
75-27-4	Bromodichloromethane	370 U	3750	3870	103	4210	112	8	73-122/25
75-25-2	Bromoform	370 U	3750	3080	82	3530	94	14	70-139/26
104-51-8	n-Butylbenzene	370 U	3750	4170	111	4530	121	8	80-138/31
135-98-8	sec-Butylbenzene	370 U	3750	4340	116	4640	124	7	82-132/29
98-06-6	tert-Butylbenzene	370 U	3750	4790	128	5090	136*	6	79-130/29
108-90-7	Chlorobenzene	370 U	3750	4030	108	4440	119	10	83-122/23
75-00-3	Chloroethane	370 U	3750	1850	49*	1780	48*	4	61-153/31
67-66-3	Chloroform	370 U	3750	3880	104	4250	113	9	79-129/27
95-49-8	o-Chlorotoluene	370 U	3750	4720	126*	5020	134*	6	77-123/31
106-43-4	p-Chlorotoluene	370 U	3750	4590	123	4960	132*	8	78-129/29
56-23-5	Carbon tetrachloride	370 U	3750	4300	115	4010	107	7	79-135/29
75-34-3	1,1-Dichloroethane	370 U	3750	3790	101	4090	109	8	77-132/26
75-35-4	1,1-Dichloroethylene	370 U	3750	3800	101	4110	110	8	66-132/27
563-58-6	1,1-Dichloropropene	370 U	3750	4070	109	4500	120	10	81-133/26
96-12-8	1,2-Dibromo-3-chloropropane	370 U	3750	2980	80	3090	82	4	67-129/29
106-93-4	1,2-Dibromoethane	370 U	3750	3210	86	3610	96	12	77-126/24
107-06-2	1,2-Dichloroethane	370 U	3750	3260	87	3670	98	12	78-129/24
78-87-5	1,2-Dichloropropane	370 U	3750	3920	105	4320	115	10	74-127/27
142-28-9	1,3-Dichloropropane	370 U	3750	3130	84	3600	96	14	78-118/26
108-20-3	Di-Isopropyl ether	370 U	3750	3730	100	4060	108	8	75-131/24
594-20-7	2,2-Dichloropropane	370 U	3750	2940	78*	3210	86	9	80-137/28
124-48-1	Dibromochloromethane	370 U	3750	3170	85	3640	97	14	78-117/27
75-71-8	Dichlorodifluoromethane	370 U	3750	3930	105	4230	113	7	35-162/30
156-59-2	cis-1,2-Dichloroethylene	4170	3750	7510	89	7960	101	6	74-123/26
10061-01-5	cis-1,3-Dichloropropene	370 U	3750	3860	103	4230	113	9	79-130/23
541-73-1	m-Dichlorobenzene	370 U	3750	4190	112	4620	123	10	82-126/29
95-50-1	o-Dichlorobenzene	370 U	3750	4110	110	4390	117	7	83-123/28
106-46-7	p-Dichlorobenzene	370 U	3750	4130	110	4460	119	8	84-124/28
156-60-5	trans-1,2-Dichloroethylene	370 U	3750	3830	102	4060	108	6	77-129/27
10061-02-6	trans-1,3-Dichloropropene	370 U	3750	3200	85*	3650	97	13	87-131/27
100-41-4	Ethylbenzene	370 U	3750	4120	110	4620	123	11	82-124/25
637-92-3	Ethyl tert-Butyl Ether	370 U	3750	3340	89	3800	101	13	85-141/23

9.3.4  
9

# Matrix Spike/Matrix Spike Duplicate Summary

**Job Number:** C17018

**Account:** ALNCA Accutest Northern California, Inc.

**Project:** IRISECAO: Romic Soil Investigation(Romic EPA) - 2081 Bay Road,East Palo Alto,CA

Sample	File ID	DF	Analyzed	By	Prep Date	Prep Batch	Analytical Batch
F84562-4MS	K052075.D	1	07/27/11	SH	n/a	n/a	VK2214
F84562-4MSD	K052076.D	1	07/27/11	SH	n/a	n/a	VK2214
F84562-4	K052056.D	1	07/27/11	SH	n/a	n/a	VK2214

The QC reported here applies to the following samples:

Method: SW846 8260B

C17018-22, C17018-23, C17018-24

CAS No.	Compound	F84562-4 ug/kg	Spike Q ug/kg	MS ug/kg	MS %	MSD ug/kg	MSD %	RPD	Limits Rec/RPD
591-78-6	2-Hexanone	1900 U	18700	9500	51*	11200	60*	16	67-130/29
87-68-3	Hexachlorobutadiene	370 U	3750	4250	113	4750	127	11	77-150/36
98-82-8	Isopropylbenzene	370 U	3750	4990	133	5340	143*	7	82-133/27
99-87-6	p-Isopropyltoluene	370 U	3750	4560	122	4990	133*	9	82-132/29
108-10-1	4-Methyl-2-pentanone	1900 U	18700	15300	82	17300	92	12	69-125/24
74-83-9	Methyl bromide	370 U	3750	2010	54*	2110	56*	5	60-146/31
74-87-3	Methyl chloride	370 U	3750	3510	94	3780	101	7	58-163/26
74-95-3	Methylene bromide	370 U	3750	3310	88	3760	100	13	75-128/26
75-09-2	Methylene chloride	750 U	3750	3690	98	4270	114	15	62-140/25
78-93-3	Methyl ethyl ketone	1900 U	18700	7330	39*	8150	44*	11	66-134/23
1634-04-4	Methyl Tert Butyl Ether	370 U	3750	3100	83	3380	90	9	70-131/25
91-20-3	Naphthalene	370 U	3750	2480	66	2900	77	16	59-143/31
103-65-1	n-Propylbenzene	370 U	3750	4760	127	5080	136*	7	78-129/29
100-42-5	Styrene	370 U	3750	4000	107	4540	121	13	79-123/28
994-05-8	Tert-Amyl Methyl Ether	370 U	3750	3440	92	3900	104	13	76-130/21
75-65-0	Tert Butyl Alcohol	3700 U	37500	52300	140*	44100	118	17	72-124/30
630-20-6	1,1,1,2-Tetrachloroethane	370 U	3750	3850	103	4250	113	10	81-121/25
71-55-6	1,1,1-Trichloroethane	370 U	3750	3940	105	4250	113	8	80-133/27
79-34-5	1,1,2,2-Tetrachloroethane	370 U	3750	2990	80	3250	87	8	70-128/30
79-00-5	1,1,2-Trichloroethane	370 U	3750	3140	84	3610	96	14	76-118/28
87-61-6	1,2,3-Trichlorobenzene	370 U	3750	3210	86	3860	103	18	78-136/34
96-18-4	1,2,3-Trichloropropane	370 U	3750	3180	85	3660	98	14	74-125/30
120-82-1	1,2,4-Trichlorobenzene	370 U	3750	3730	100	4110	110	10	82-137/32
95-63-6	1,2,4-Trimethylbenzene	370 U	3750	4190	112	4570	122	9	77-129/29
108-67-8	1,3,5-Trimethylbenzene	370 U	3750	4680	125	4990	133*	6	79-129/31
127-18-4	Tetrachloroethylene	370 U	3750	4200	112	4610	123	9	79-132/27
108-88-3	Toluene	370 U	3750	3960	103	4460	116	12	80-123/26
79-01-6	Trichloroethylene	370 U	3750	4250	113	4510	120	6	78-132/28
75-69-4	Trichlorofluoromethane	370 U	3750	3840	102	3970	106	3	67-149/29
75-01-4	Vinyl chloride	370 U	3750	3580	96	3770	101	5	60-145/29
1330-20-7	Xylene (total)	1100 U	11200	12700	113	14200	126	11	83-127/24

CAS No.	Surrogate Recoveries	MS	MSD	F84562-4	Limits
1868-53-7	Dibromofluoromethane	93%	91%	104%	80-121%

9.3.4  
9

# Matrix Spike/Matrix Spike Duplicate Summary

**Job Number:** C17018  
**Account:** ALNCA Accutest Northern California, Inc.  
**Project:** IRISECAO: Romic Soil Investigation(Romic EPA) - 2081 Bay Road,East Palo Alto,CA

Sample	File ID	DF	Analyzed	By	Prep Date	Prep Batch	Analytical Batch
F84562-4MS	K052075.D	1	07/27/11	SH	n/a	n/a	VK2214
F84562-4MSD	K052076.D	1	07/27/11	SH	n/a	n/a	VK2214
F84562-4	K052056.D	1	07/27/11	SH	n/a	n/a	VK2214

The QC reported here applies to the following samples:

Method: SW846 8260B

C17018-22, C17018-23, C17018-24

CAS No.	Surrogate Recoveries	MS	MSD	F84562-4	Limits
2037-26-5	Toluene-D8	94%	95%	88%	71-130%
460-00-4	4-Bromofluorobenzene	100%	96%	96%	59-148%
17060-07-0	1,2-Dichloroethane-D4	84%	88%	93%	77-123%

# Matrix Spike/Matrix Spike Duplicate Summary

**Job Number:** C17018

**Account:** ALNCA Accutest Northern California, Inc.

**Project:** IRISECAO: Romic Soil Investigation(Romic EPA) - 2081 Bay Road,East Palo Alto,CA

Sample	File ID	DF	Analyzed	By	Prep Date	Prep Batch	Analytical Batch
C17018-21MS	H070683.D	1	07/27/11	AH	n/a	n/a	VH2623
C17018-21MSD	H070684.D	1	07/28/11	AH	n/a	n/a	VH2623
C17018-21	H070671.D	1	07/27/11	AH	n/a	n/a	VH2623

The QC reported here applies to the following samples:

Method: SW846 8260B

C17018-21, C17018-25, C17018-26, C17018-29, C17018-32, C17018-33

CAS No.	Compound	C17018-21 ug/kg	Spike Q	ug/kg	MS ug/kg	MS %	MSD ug/kg	MSD %	RPD	Limits Rec/RPD
67-64-1	Acetone	ND		9260	2560	28*	2470	27*	4	61-144/29
71-43-2	Benzene	118	J	1850	2120	108	2070	105	2	78-130/25
108-86-1	Bromobenzene	ND		1850	1900	103	1870	101	2	78-123/30
74-97-5	Bromochloromethane	ND		1850	1770	96	1720	93	3	72-122/23
75-27-4	Bromodichloromethane	ND		1850	1940	105	1860	100	4	73-122/25
75-25-2	Bromoform	ND		1850	1390	75	1300	70	7	70-139/26
104-51-8	n-Butylbenzene	ND		1850	1900	103	1890	102	1	80-138/31
135-98-8	sec-Butylbenzene	ND		1850	1930	104	1930	104	0	82-132/29
98-06-6	tert-Butylbenzene	ND		1850	1890	102	1900	103	1	79-130/29
108-90-7	Chlorobenzene	79.9	J	1850	2160	112	2090	109	3	83-122/23
75-00-3	Chloroethane	ND		1850	236	13*	236	13*	0	61-153/31
67-66-3	Chloroform	ND		1850	1990	107	1920	104	4	79-129/27
95-49-8	o-Chlorotoluene	ND		1850	1900	103	1860	100	2	77-123/31
106-43-4	p-Chlorotoluene	ND		1850	1970	106	1940	105	2	78-129/29
56-23-5	Carbon tetrachloride	ND		1850	1890	102	1910	103	1	79-135/29
75-34-3	1,1-Dichloroethane	ND		1850	1970	106	1920	104	3	77-132/26
75-35-4	1,1-Dichloroethylene	ND		1850	1840	99	1860	100	1	66-132/27
563-58-6	1,1-Dichloropropene	ND		1850	1950	105	1930	104	1	81-133/26
96-12-8	1,2-Dibromo-3-chloropropane	ND		1850	1230	66*	1150	62*	7	67-129/29
106-93-4	1,2-Dibromoethane	ND		1850	1660	90	1590	86	4	77-126/24
107-06-2	1,2-Dichloroethane	ND		1850	1780	96	1690	91	5	78-129/24
78-87-5	1,2-Dichloropropane	ND		1850	1920	104	1890	102	2	74-127/27
142-28-9	1,3-Dichloropropane	ND		1850	1730	93	1630	88	6	78-118/26
108-20-3	Di-Isopropyl ether	ND		1850	2010	109	1970	106	2	75-131/24
594-20-7	2,2-Dichloropropane	ND		1850	1730	93	1620	87	7	80-137/28
124-48-1	Dibromochloromethane	ND		1850	1840	99	1720	93	7	78-117/27
75-71-8	Dichlorodifluoromethane	ND		1850	1840	99	1850	100	1	35-162/30
156-59-2	cis-1,2-Dichloroethylene	ND		1850	1960	106	1880	102	4	74-123/26
10061-01-5	cis-1,3-Dichloropropene	ND		1850	1930	104	1840	99	5	79-130/23
541-73-1	m-Dichlorobenzene	ND		1850	2010	109	1940	105	4	82-126/29
95-50-1	o-Dichlorobenzene	ND		1850	1990	107	1910	103	4	83-123/28
106-46-7	p-Dichlorobenzene	ND		1850	1950	105	1890	102	3	84-124/28
156-60-5	trans-1,2-Dichloroethylene	ND		1850	1930	104	1940	105	1	77-129/27
10061-02-6	trans-1,3-Dichloropropene	ND		1850	1690	91	1590	86*	6	87-131/27
100-41-4	Ethylbenzene	1260		1850	3230	106	3110	100	4	82-124/25
637-92-3	Ethyl tert-Butyl Ether	ND		1850	1850	100	1780	96	4	85-141/23

9.3.5  
9

# Matrix Spike/Matrix Spike Duplicate Summary

**Job Number:** C17018

**Account:** ALNCA Accutest Northern California, Inc.

**Project:** IRISECAO: Romic Soil Investigation(Romic EPA) - 2081 Bay Road,East Palo Alto,CA

Sample	File ID	DF	Analyzed	By	Prep Date	Prep Batch	Analytical Batch
C17018-21MS	H070683.D	1	07/27/11	AH	n/a	n/a	VH2623
C17018-21MSD	H070684.D	1	07/28/11	AH	n/a	n/a	VH2623
C17018-21	H070671.D	1	07/27/11	AH	n/a	n/a	VH2623

The QC reported here applies to the following samples:

Method: SW846 8260B

C17018-21, C17018-25, C17018-26, C17018-29, C17018-32, C17018-33

CAS No.	Compound	C17018-21 ug/kg	Spike Q	ug/kg	MS ug/kg	MS %	MSD ug/kg	MSD %	RPD	Limits Rec/RPD
591-78-6	2-Hexanone	ND		9260	5400	58*	5080	55*	6	67-130/29
87-68-3	Hexachlorobutadiene	ND		1850	2140	116	2120	114	1	77-150/36
98-82-8	Isopropylbenzene	67.2	J	1850	2380	125	2310	121	3	82-133/27
99-87-6	p-Isopropyltoluene	ND		1850	2070	112	2060	111	0	82-132/29
108-10-1	4-Methyl-2-pentanone	ND		9260	6820	74	6440	70	6	69-125/24
74-83-9	Methyl bromide	ND		1850	943	51*	895	48*	5	60-146/31
74-87-3	Methyl chloride	ND		1850	1740	94	1710	92	2	58-163/26
74-95-3	Methylene bromide	ND		1850	1700	92	1630	88	4	75-128/26
75-09-2	Methylene chloride	ND		1850	2030	110	2000	108	1	62-140/25
78-93-3	Methyl ethyl ketone	ND		9260	4160	45*	4070	44*	2	66-134/23
1634-04-4	Methyl Tert Butyl Ether	ND		1850	1700	92	1610	87	5	70-131/25
91-20-3	Naphthalene	ND		1850	1610	87	1550	84	4	59-143/31
103-65-1	n-Propylbenzene	138	J	1850	2010	101	2020	102	0	78-129/29
100-42-5	Styrene	ND		1850	1980	107	1990	107	1	79-123/28
994-05-8	Tert-Amyl Methyl Ether	ND		1850	1790	97	1710	92	5	76-130/21
75-65-0	Tert Butyl Alcohol	ND		18500	19400	105	18900	102	3	72-124/30
630-20-6	1,1,1,2-Tetrachloroethane	ND		1850	2060	111	1960	106	5	81-121/25
71-55-6	1,1,1-Trichloroethane	ND		1850	1910	103	1910	103	0	80-133/27
79-34-5	1,1,2,2-Tetrachloroethane	ND		1850	1480	80	1410	76	5	70-128/30
79-00-5	1,1,2-Trichloroethane	ND		1850	1740	94	1640	89	6	76-118/28
87-61-6	1,2,3-Trichlorobenzene	ND		1850	1980	107	1890	102	5	78-136/34
96-18-4	1,2,3-Trichloropropane	ND		1850	1500	81	1430	77	5	74-125/30
120-82-1	1,2,4-Trichlorobenzene	ND		1850	2010	109	1950	105	3	82-137/32
95-63-6	1,2,4-Trimethylbenzene	776		1850	2610	99	2580	97	1	77-129/29
108-67-8	1,3,5-Trimethylbenzene	268		1850	2070	97	2060	97	0	79-129/31
127-18-4	Tetrachloroethylene	ND		1850	2750	149*	2750	149*	0	79-132/27
108-88-3	Toluene	174	J	1850	2090	103	2040	101	2	80-123/26
79-01-6	Trichloroethylene	ND		1850	1980	107	1980	107	0	78-132/28
75-69-4	Trichlorofluoromethane	ND		1850	1300	70	1290	70	1	67-149/29
75-01-4	Vinyl chloride	ND		1850	1720	93	1740	94	1	60-145/29
1330-20-7	Xylene (total)	5800		5560	11500	103	11000	94	4	83-127/24

CAS No.	Surrogate Recoveries	MS	MSD	C17018-21	Limits
1868-53-7	Dibromofluoromethane	99%	98%	98%	80-121%

9.3.5  
9

# Matrix Spike/Matrix Spike Duplicate Summary

**Job Number:** C17018  
**Account:** ALNCA Accutest Northern California, Inc.  
**Project:** IRISECAO: Romic Soil Investigation(Romic EPA) - 2081 Bay Road,East Palo Alto,CA

Sample	File ID	DF	Analyzed	By	Prep Date	Prep Batch	Analytical Batch
C17018-21MS	H070683.D	1	07/27/11	AH	n/a	n/a	VH2623
C17018-21MSD	H070684.D	1	07/28/11	AH	n/a	n/a	VH2623
C17018-21	H070671.D	1	07/27/11	AH	n/a	n/a	VH2623

**The QC reported here applies to the following samples:** **Method:** SW846 8260B

C17018-21, C17018-25, C17018-26, C17018-29, C17018-32, C17018-33

CAS No.	Surrogate Recoveries	MS	MSD	C17018-21	Limits
2037-26-5	Toluene-D8	98%	98%	90%	71-130%
460-00-4	4-Bromofluorobenzene	94%	95%	93%	59-148%
17060-07-0	1,2-Dichloroethane-D4	94%	92%	88%	77-123%

9.3.5  
9

# Matrix Spike/Matrix Spike Duplicate Summary

**Job Number:** C17018

**Account:** ALNCA Accutest Northern California, Inc.

**Project:** IRISECAO: Romic Soil Investigation(Romic EPA) - 2081 Bay Road,East Palo Alto,CA

Sample	File ID	DF	Analyzed	By	Prep Date	Prep Batch	Analytical Batch
F84420-2MS	G0073896.D	1	07/28/11	MM	n/a	n/a	VG2758
F84420-2MSD	G0073897.D	1	07/28/11	MM	n/a	n/a	VG2758
F84420-2 <sup>a</sup>	G0073884.D	1	07/27/11	MM	n/a	n/a	VG2758

The QC reported here applies to the following samples:

Method: SW846 8260B

C17018-14

CAS No.	Compound	F84420-2 ug/kg	Spike ug/kg	MS ug/kg	MS %	MSD ug/kg	MSD %	RPD	Limits Rec/RPD
67-64-1	Acetone	3500 U	17300	5210	30*	5380	31*	3	61-144/29
71-43-2	Benzene	350 U	3450	3530	102	3820	111	8	78-130/25
108-86-1	Bromobenzene	350 U	3450	4630	134*	3860	112	18	78-123/30
74-97-5	Bromochloromethane	350 U	3450	3250	94	3360	97	3	72-122/23
75-27-4	Bromodichloromethane	350 U	3450	3420	99	3490	101	2	73-122/25
75-25-2	Bromoform	350 U	3450	3190	92	3010	87	6	70-139/26
98-06-6	tert-Butylbenzene	350 U	3450	4590	133*	4050	117	13	79-130/29
108-90-7	Chlorobenzene	350 U	3450	3750	109	3820	111	2	83-122/23
75-00-3	Chloroethane	350 U	3450	218	6*	733	21*	108*	61-153/31
67-66-3	Chloroform	350 U	3450	3450	100	3650	106	6	79-129/27
95-49-8	o-Chlorotoluene	350 U	3450	4630	134*	4130	120	11	77-123/31
106-43-4	p-Chlorotoluene	350 U	3450	4680	136*	4050	117	14	78-129/29
56-23-5	Carbon tetrachloride	350 U	3450	3130	91	4600	133	38*	79-135/29
75-35-4	1,1-Dichloroethylene	350 U	3450	2580	75	3570	103	32*	66-132/27
563-58-6	1,1-Dichloropropene	350 U	3450	3390	98	4010	116	17	81-133/26
96-12-8	1,2-Dibromo-3-chloropropane	350 U	3450	7580	220*	6600	191*	14	67-129/29
106-93-4	1,2-Dibromoethane	350 U	3450	2600	75*	2410	70*	8	77-126/24
107-06-2	1,2-Dichloroethane	350 U	3450	3080	89	3040	88	1	78-129/24
78-87-5	1,2-Dichloropropane	350 U	3450	3390	98	3480	101	3	74-127/27
142-28-9	1,3-Dichloropropane	350 U	3450	3080	89	2920	85	5	78-118/26
108-20-3	Di-Isopropyl ether	350 U	3450	3310	96	3370	98	2	75-131/24
594-20-7	2,2-Dichloropropane	350 U	3450	2740	79*	3750	109	31*	80-137/28
124-48-1	Dibromochloromethane	350 U	3450	2850	83	2710	78	5	78-117/27
75-71-8	Dichlorodifluoromethane	350 U	3450	2910	84	3580	104	21	35-162/30
156-59-2	cis-1,2-Dichloroethylene	350 U	3450	3450	100	3750	109	8	74-123/26
10061-01-5	cis-1,3-Dichloropropene	350 U	3450	3340	97	3500	101	5	79-130/23
541-73-1	m-Dichlorobenzene	350 U	3450	4780	138*	4190	121	13	82-126/29
95-50-1	o-Dichlorobenzene	350 U	3450	3720	108	3200	93	15	83-123/28
106-46-7	p-Dichlorobenzene	350 U	3450	3910	113	3820	111	2	84-124/28
156-60-5	trans-1,2-Dichloroethylene	350 U	3450	3010	87	3630	105	19	77-129/27
10061-02-6	trans-1,3-Dichloropropene	350 U	3450	3430	99	3400	98	1	87-131/27
637-92-3	Ethyl tert-Butyl Ether	350 U	3450	3270	95	3240	94	1	85-141/23
591-78-6	2-Hexanone	1700 U	17300	11200	65*	10100	59*	10	67-130/29
87-68-3	Hexachlorobutadiene	350 U	3450	2240	65*	2240	65*	0	77-150/36
108-10-1	4-Methyl-2-pentanone	1700 U	17300	12800	74	11900	69	7	69-125/24
74-83-9	Methyl bromide	350 U	3450	1680	49*	1090	32*	43*	60-146/31

9.3.6  
9

# Matrix Spike/Matrix Spike Duplicate Summary

**Job Number:** C17018

**Account:** ALNCA Accutest Northern California, Inc.

**Project:** IRISECAO: Romic Soil Investigation(Romic EPA) - 2081 Bay Road,East Palo Alto,CA

Sample	File ID	DF	Analyzed	By	Prep Date	Prep Batch	Analytical Batch
F84420-2MS	G0073896.D	1	07/28/11	MM	n/a	n/a	VG2758
F84420-2MSD	G0073897.D	1	07/28/11	MM	n/a	n/a	VG2758
F84420-2 <sup>a</sup>	G0073884.D	1	07/27/11	MM	n/a	n/a	VG2758

The QC reported here applies to the following samples:

Method: SW846 8260B

C17018-14

CAS No.	Compound	F84420-2 ug/kg	Spike Q	ug/kg	MS ug/kg	MS %	MSD ug/kg	MSD %	RPD	Limits Rec/RPD
74-87-3	Methyl chloride	350 U		3450	2760	80	3230	94	16	58-163/26
74-95-3	Methylene bromide	350 U		3450	3090	89	3070	89	1	75-128/26
75-09-2	Methylene chloride	690 U		3450	3120	90	3410	99	9	62-140/25
78-93-3	Methyl ethyl ketone	1700 U		17300	8760	51*	8450	49*	4	66-134/23
1634-04-4	Methyl Tert Butyl Ether	350 U		3450	2800	81	2910	84	4	70-131/25
100-42-5	Styrene	350 U		3450	3710	107	3750	109	1	79-123/28
994-05-8	Tert-Amyl Methyl Ether	350 U		3450	3400	98	3350	97	1	76-130/21
75-65-0	Tert Butyl Alcohol	3500 U		34500	33500	97	31400	91	6	72-124/30
630-20-6	1,1,1,2-Tetrachloroethane	350 U		3450	3740	108	3690	107	1	81-121/25
71-55-6	1,1,1-Trichloroethane	350 U		3450	3330	96	3830	111	14	80-133/27
79-34-5	1,1,2,2-Tetrachloroethane	350 U		3450	4800	139*	3610	105	28	70-128/30
79-00-5	1,1,2-Trichloroethane	350 U		3450	8090	234*	8500	246*	5	76-118/28
87-61-6	1,2,3-Trichlorobenzene	350 U		3450	415	12*	308	9*	30	78-136/34
96-18-4	1,2,3-Trichloropropane	350 U		3450	4430	128*	3520	102	23	74-125/30
120-82-1	1,2,4-Trichlorobenzene	350 U		3450	1710	50*	1530	44*	11	82-137/32
79-01-6	Trichloroethylene	350 U		3450	3580	104	3970	115	10	78-132/28
75-69-4	Trichlorofluoromethane	350 U		3450	1390	40*	2620	76	61*	67-149/29
75-01-4	Vinyl chloride	350 U		3450	2640	76	3520	102	29	60-145/29

CAS No.	Surrogate Recoveries	MS	MSD	F84420-2	Limits
1868-53-7	Dibromofluoromethane	97%	102%	97%	80-121%
2037-26-5	Toluene-D8	98%	98%	89%	71-130%
460-00-4	4-Bromofluorobenzene	118%	107%	124%	59-148%
17060-07-0	1,2-Dichloroethane-D4	88%	95%	95%	77-123%

(a) Confirmation run.

9.3.6  
9



# Matrix Spike/Matrix Spike Duplicate Summary

**Job Number:** C17018

**Account:** ALNCA Accutest Northern California, Inc.

**Project:** IRISECAO: Romic Soil Investigation(Romic EPA) - 2081 Bay Road,East Palo Alto,CA

Sample	File ID	DF	Analyzed	By	Prep Date	Prep Batch	Analytical Batch
F84319-18MS	H070713.D	1	07/28/11	AH	n/a	n/a	VH2624
F84319-18MSD	H070714.D	1	07/28/11	AH	n/a	n/a	VH2624
F84319-18	H070708.D	1	07/28/11	AH	n/a	n/a	VH2624

The QC reported here applies to the following samples:

Method: SW846 8260B

C17018-28, C17018-34

CAS No.	Compound	F84319-18 ug/kg	Spike ug/kg	MS ug/kg	MS %	MSD ug/kg	MSD %	RPD	Limits Rec/RPD
67-64-1	Acetone	ND	247	65.2	26*	70.2	29*	7	61-144/29
71-43-2	Benzene	ND	49.4	50.2	102	54.2	110	8	78-130/25
108-86-1	Bromobenzene	ND	49.4	43.9	89	67.4	137*	42*	78-123/30
74-97-5	Bromochloromethane	ND	49.4	44.7	90	47.3	96	6	72-122/23
75-27-4	Bromodichloromethane	ND	49.4	48.4	98	51.4	104	6	73-122/25
75-25-2	Bromoform	ND	49.4	34.6	70	36.7	75	6	70-139/26
104-51-8	n-Butylbenzene	ND	49.4	35.2	71*	40.9	83	15	80-138/31
135-98-8	sec-Butylbenzene	ND	49.4	38.3	78*	49.8	101	26	82-132/29
98-06-6	tert-Butylbenzene	ND	49.4	40.0	81	54.9	111	31*	79-130/29
108-90-7	Chlorobenzene	ND	49.4	46.9	95	53.9	109	14	83-122/23
75-00-3	Chloroethane	ND	49.4	45.7	92	49.8	101	9	61-153/31
67-66-3	Chloroform	ND	49.4	49.5	100	52.5	107	6	79-129/27
95-49-8	o-Chlorotoluene	ND	49.4	40.8	83	61.8	126*	41*	77-123/31
106-43-4	p-Chlorotoluene	ND	49.4	43.2	87	63.3	129	38*	78-129/29
56-23-5	Carbon tetrachloride	ND	49.4	44.7	90	50.7	103	13	79-135/29
75-34-3	1,1-Dichloroethane	ND	49.4	51.0	103	54.5	111	7	77-132/26
75-35-4	1,1-Dichloroethylene	ND	49.4	46.7	95	51.7	105	10	66-132/27
563-58-6	1,1-Dichloropropene	ND	49.4	46.4	94	51.2	104	10	81-133/26
96-12-8	1,2-Dibromo-3-chloropropane	ND	49.4	33.2	67	43.5	88	27	67-129/29
106-93-4	1,2-Dibromoethane	ND	49.4	42.2	85	47.5	96	12	77-126/24
107-06-2	1,2-Dichloroethane	ND	49.4	46.1	93	48.4	98	5	78-129/24
78-87-5	1,2-Dichloropropane	ND	49.4	50.4	102	54.1	110	7	74-127/27
142-28-9	1,3-Dichloropropane	ND	49.4	43.6	88	50.4	102	14	78-118/26
108-20-3	Di-Isopropyl ether	ND	49.4	55.4	112	58.6	119	6	75-131/24
594-20-7	2,2-Dichloropropane	ND	49.4	34.8	70*	40.3	82	15	80-137/28
124-48-1	Dibromochloromethane	ND	49.4	43.6	88	50.6	103	15	78-117/27
75-71-8	Dichlorodifluoromethane	ND	49.4	48.6	98	52.8	107	8	35-162/30
156-59-2	cis-1,2-Dichloroethylene	ND	49.4	46.3	94	51.4	104	10	74-123/26
10061-01-5	cis-1,3-Dichloropropene	ND	49.4	46.6	94	47.3	96	1	79-130/23
541-73-1	m-Dichlorobenzene	ND	49.4	42.6	86	54.8	111	25	82-126/29
95-50-1	o-Dichlorobenzene	ND	49.4	42.1	85	51.0	104	19	83-123/28
106-46-7	p-Dichlorobenzene	ND	49.4	42.0	85	55.0	112	27	84-124/28
156-60-5	trans-1,2-Dichloroethylene	ND	49.4	48.1	97	52.5	107	9	77-129/27
10061-02-6	trans-1,3-Dichloropropene	ND	49.4	39.8	81*	46.7	95	16	87-131/27
100-41-4	Ethylbenzene	ND	49.4	45.1	91	51.9	105	14	82-124/25
637-92-3	Ethyl tert-Butyl Ether	ND	49.4	50.6	102	51.9	105	3	85-141/23

9.3.7  
9

# Matrix Spike/Matrix Spike Duplicate Summary

**Job Number:** C17018

**Account:** ALNCA Accutest Northern California, Inc.

**Project:** IRISECAO: Romic Soil Investigation(Romic EPA) - 2081 Bay Road,East Palo Alto,CA

Sample	File ID	DF	Analyzed	By	Prep Date	Prep Batch	Analytical Batch
F84319-18MS	H070713.D	1	07/28/11	AH	n/a	n/a	VH2624
F84319-18MSD	H070714.D	1	07/28/11	AH	n/a	n/a	VH2624
F84319-18	H070708.D	1	07/28/11	AH	n/a	n/a	VH2624

The QC reported here applies to the following samples:

Method: SW846 8260B

C17018-28, C17018-34

CAS No.	Compound	F84319-18 ug/kg	Spike Q ug/kg	MS ug/kg	MS %	MSD ug/kg	MSD %	RPD	Limits Rec/RPD
591-78-6	2-Hexanone	ND	247	135	55*	153	62*	13	67-130/29
87-68-3	Hexachlorobutadiene	ND	49.4	26.2	53*	26.0	53*	1	77-150/36
98-82-8	Isopropylbenzene	ND	49.4	49.2	100	50.4	102	2	82-133/27
99-87-6	p-Isopropyltoluene	ND	49.4	40.4	82	49.8	101	21	82-132/29
108-10-1	4-Methyl-2-pentanone	ND	247	193	78	221	90	14	69-125/24
74-83-9	Methyl bromide	ND	49.4	48.7	99	51.3	104	5	60-146/31
74-87-3	Methyl chloride	ND	49.4	50.5	102	51.1	104	1	58-163/26
74-95-3	Methylene bromide	ND	49.4	45.1	91	46.7	95	3	75-128/26
75-09-2	Methylene chloride	ND	49.4	67.3	136	70.5	143*	5	62-140/25
78-93-3	Methyl ethyl ketone	ND	247	84.5	34*	86.3	35*	2	66-134/23
1634-04-4	Methyl Tert Butyl Ether	ND	49.4	47.3	96	49.2	100	4	70-131/25
91-20-3	Naphthalene	ND	49.4	36.1	73	28.8	58*	22	59-143/31
103-65-1	n-Propylbenzene	ND	49.4	40.8	83	61.1	124	40*	78-129/29
100-42-5	Styrene	ND	49.4	44.5	90	49.0	100	10	79-123/28
994-05-8	Tert-Amyl Methyl Ether	ND	49.4	48.8	99	49.3	100	1	76-130/21
75-65-0	Tert Butyl Alcohol	ND	494	447	90	487	99	9	72-124/30
630-20-6	1,1,1,2-Tetrachloroethane	ND	49.4	47.5	96	53.8	109	12	81-121/25
71-55-6	1,1,1-Trichloroethane	ND	49.4	47.4	96	52.3	106	10	80-133/27
79-34-5	1,1,2,2-Tetrachloroethane	ND	49.4	38.4	78	60.5	123	45*	70-128/30
79-00-5	1,1,2-Trichloroethane	ND	49.4	44.3	90	52.2	106	16	76-118/28
87-61-6	1,2,3-Trichlorobenzene	ND	49.4	37.3	75*	26.5	54*	34	78-136/34
96-18-4	1,2,3-Trichloropropane	ND	49.4	43.6	88	65.6	133*	40*	74-125/30
120-82-1	1,2,4-Trichlorobenzene	ND	49.4	37.6	76*	29.6	60*	24	82-137/32
95-63-6	1,2,4-Trimethylbenzene	ND	49.4	41.1	83	52.2	106	24	77-129/29
108-67-8	1,3,5-Trimethylbenzene	ND	49.4	39.8	81	54.4	110	31	79-129/31
127-18-4	Tetrachloroethylene	ND	49.4	57.2	116	65.0	132	13	79-132/27
108-88-3	Toluene	ND	49.4	44.3	90	53.7	109	19	80-123/26
79-01-6	Trichloroethylene	ND	49.4	49.1	99	53.7	109	9	78-132/28
75-69-4	Trichlorofluoromethane	ND	49.4	50.4	102	56.7	115	12	67-149/29
75-01-4	Vinyl chloride	ND	49.4	45.0	91	47.6	97	6	60-145/29
1330-20-7	Xylene (total)	ND	148	135	91	150	102	11	83-127/24

CAS No.	Surrogate Recoveries	MS	MSD	F84319-18	Limits
1868-53-7	Dibromofluoromethane	101%	100%	120%	80-121%

9.37  
9

# Matrix Spike/Matrix Spike Duplicate Summary

**Job Number:** C17018  
**Account:** ALNCA Accutest Northern California, Inc.  
**Project:** IRISECAO: Romic Soil Investigation(Romic EPA) - 2081 Bay Road,East Palo Alto,CA

Sample	File ID	DF	Analyzed	By	Prep Date	Prep Batch	Analytical Batch
F84319-18MS	H070713.D	1	07/28/11	AH	n/a	n/a	VH2624
F84319-18MSD	H070714.D	1	07/28/11	AH	n/a	n/a	VH2624
F84319-18	H070708.D	1	07/28/11	AH	n/a	n/a	VH2624

**The QC reported here applies to the following samples:** **Method:** SW846 8260B

C17018-28, C17018-34

CAS No.	Surrogate Recoveries	MS	MSD	F84319-18	Limits
2037-26-5	Toluene-D8	95%	102%	83%	71-130%
460-00-4	4-Bromofluorobenzene	96%	125%	97%	59-148%
17060-07-0	1,2-Dichloroethane-D4	98%	98%	118%	77-123%

9.3.7  
9

# Matrix Spike/Matrix Spike Duplicate Summary

**Job Number:** C17018

**Account:** ALNCA Accutest Northern California, Inc.

**Project:** IRISECAO: Romic Soil Investigation(Romic EPA) - 2081 Bay Road,East Palo Alto,CA

Sample	File ID	DF	Analyzed	By	Prep Date	Prep Batch	Analytical Batch
C17018-27MS	K052109.D	1	07/29/11	SH	n/a	n/a	VK2215
C17018-27MSD	K052110.D	1	07/29/11	SH	n/a	n/a	VK2215
C17018-27 <sup>a</sup>	K052098.D	1	07/28/11	SH	n/a	n/a	VK2215

The QC reported here applies to the following samples:

Method: SW846 8260B

C17018-25, C17018-27, C17018-30, C17018-31, C17018-33

CAS No.	Compound	C17018-27 ug/kg	Spike Q	ug/kg	MS ug/kg	MS %	MSD ug/kg	MSD %	RPD	Limits Rec/RPD
67-64-1	Acetone	ND		88900	28100	32*	31200	35*	10	61-144/29
71-43-2	Benzene	ND		17800	18100	102	23000	129	24	78-130/25
108-86-1	Bromobenzene	ND		17800	19700	111	19600	110	1	78-123/30
74-97-5	Bromochloromethane	ND		17800	20200	114	20700	116	2	72-122/23
75-27-4	Bromodichloromethane	ND		17800	18500	104	19400	109	5	73-122/25
75-25-2	Bromoform	ND		17800	15800	89	16300	92	3	70-139/26
104-51-8	n-Butylbenzene	516	J	17800	20500	112	20300	111	1	80-138/31
135-98-8	sec-Butylbenzene	ND		17800	20500	115	20700	116	1	82-132/29
98-06-6	tert-Butylbenzene	ND		17800	21100	119	21900	123	4	79-130/29
108-90-7	Chlorobenzene	1620	J	17800	20800	108	20700	107	0	83-122/23
75-00-3	Chloroethane	ND		17800	21600	121	22500	127	4	61-153/31
67-66-3	Chloroform	ND		17800	23500	132*	24100	136*	3	79-129/27
95-49-8	o-Chlorotoluene	ND		17800	20400	115	20600	116	1	77-123/31
106-43-4	p-Chlorotoluene	ND		17800	21000	118	21300	120	1	78-129/29
56-23-5	Carbon tetrachloride	ND		17800	23300	131	24600	138*	5	79-135/29
75-34-3	1,1-Dichloroethane	478	J	17800	22200	122	22800	126	3	77-132/26
75-35-4	1,1-Dichloroethylene	ND		17800	25000	141*	25700	145*	3	66-132/27
563-58-6	1,1-Dichloropropene	ND		17800	23100	130	24200	136*	5	81-133/26
96-12-8	1,2-Dibromo-3-chloropropane	ND		17800	15700	88	16500	93	5	67-129/29
106-93-4	1,2-Dibromoethane	ND		17800	15800	89	16000	90	1	77-126/24
107-06-2	1,2-Dichloroethane	ND		17800	17400	98	18000	101	3	78-129/24
78-87-5	1,2-Dichloropropane	ND		17800	18100	102	18200	102	1	74-127/27
142-28-9	1,3-Dichloropropane	ND		17800	16500	93	16800	94	2	78-118/26
108-20-3	Di-Isopropyl ether	ND		17800	21100	119	22100	124	5	75-131/24
594-20-7	2,2-Dichloropropane	ND		17800	18300	103	18100	102	1	80-137/28
124-48-1	Dibromochloromethane	ND		17800	17400	98	17800	100	2	78-117/27
75-71-8	Dichlorodifluoromethane	ND		17800	23200	130	24400	137	5	35-162/30
156-59-2	cis-1,2-Dichloroethylene	ND		17800	22500	127*	23400	132*	4	74-123/26
10061-01-5	cis-1,3-Dichloropropene	ND		17800	17900	101	18700	105	4	79-130/23
541-73-1	m-Dichlorobenzene	ND		17800	20600	116	20800	117	1	82-126/29
95-50-1	o-Dichlorobenzene	ND		17800	20700	116	20900	118	1	83-123/28
106-46-7	p-Dichlorobenzene	ND		17800	20000	112	20400	115	2	84-124/28
156-60-5	trans-1,2-Dichloroethylene	ND		17800	21700	122	23000	129	6	77-129/27
10061-02-6	trans-1,3-Dichloropropene	ND		17800	17800	100	18500	104	4	87-131/27
100-41-4	Ethylbenzene	6360		17800	25700	109	25200	106	2	82-124/25
637-92-3	Ethyl tert-Butyl Ether	ND		17800	19400	109	20900	118	7	85-141/23

9.3.8  
9

# Matrix Spike/Matrix Spike Duplicate Summary

**Job Number:** C17018

**Account:** ALNCA Accutest Northern California, Inc.

**Project:** IRISECAO: Romic Soil Investigation(Romic EPA) - 2081 Bay Road,East Palo Alto,CA

Sample	File ID	DF	Analyzed	By	Prep Date	Prep Batch	Analytical Batch
C17018-27MS	K052109.D	1	07/29/11	SH	n/a	n/a	VK2215
C17018-27MSD	K052110.D	1	07/29/11	SH	n/a	n/a	VK2215
C17018-27 <sup>a</sup>	K052098.D	1	07/28/11	SH	n/a	n/a	VK2215

The QC reported here applies to the following samples:

Method: SW846 8260B

C17018-25, C17018-27, C17018-30, C17018-31, C17018-33

CAS No.	Compound	C17018-27 ug/kg	Spike Q	ug/kg	MS ug/kg	MS %	MSD ug/kg	MSD %	RPD	Limits Rec/RPD
591-78-6	2-Hexanone	ND		88900	53800	61*	58500	66*	8	67-130/29
87-68-3	Hexachlorobutadiene	ND		17800	21400	120	21900	123	2	77-150/36
98-82-8	Isopropylbenzene	ND		17800	24200	136*	24300	137*	0	82-133/27
99-87-6	p-Isopropyltoluene	592	J	17800	22600	124	22600	124	0	82-132/29
108-10-1	4-Methyl-2-pentanone	ND		88900	74500	84	78900	89	6	69-125/24
74-83-9	Methyl bromide	ND		17800	20400	115	20100	113	1	60-146/31
74-87-3	Methyl chloride	ND		17800	21000	118	22100	124	5	58-163/26
74-95-3	Methylene bromide	ND		17800	16400	92	17100	96	4	75-128/26
75-09-2	Methylene chloride	ND		17800	17500	98	18500	104	6	62-140/25
78-93-3	Methyl ethyl ketone	ND		88900	48400	54*	53100	60*	9	66-134/23
1634-04-4	Methyl Tert Butyl Ether	ND		17800	18400	103	19300	109	5	70-131/25
91-20-3	Naphthalene	ND		17800	16400	92	17300	97	5	59-143/31
103-65-1	n-Propylbenzene	658	J	17800	21300	116	21600	118	1	78-129/29
100-42-5	Styrene	ND		17800	19500	110	20200	114	4	79-123/28
994-05-8	Tert-Amyl Methyl Ether	ND		17800	16200	91	21000	118	26*	76-130/21
75-65-0	Tert Butyl Alcohol	ND		178000	169000	95	199000	112	16	72-124/30
630-20-6	1,1,1,2-Tetrachloroethane	ND		17800	18900	106	19500	110	3	81-121/25
71-55-6	1,1,1-Trichloroethane	ND		17800	23400	132	24300	137*	4	80-133/27
79-34-5	1,1,2,2-Tetrachloroethane	ND		17800	16000	90	17100	96	7	70-128/30
79-00-5	1,1,2-Trichloroethane	ND		17800	17200	97	17500	98	2	76-118/28
87-61-6	1,2,3-Trichlorobenzene	ND		17800	19100	107	19500	110	2	78-136/34
96-18-4	1,2,3-Trichloropropane	ND		17800	15400	87	16200	91	5	74-125/30
120-82-1	1,2,4-Trichlorobenzene	ND		17800	20600	116	20500	115	0	82-137/32
95-63-6	1,2,4-Trimethylbenzene	6260		17800	26200	112	25100	106	4	77-129/29
108-67-8	1,3,5-Trimethylbenzene	1770	J	17800	21600	112	22200	115	3	79-129/31
127-18-4	Tetrachloroethylene	ND		17800	20000	112	20200	114	1	79-132/27
108-88-3	Toluene	38200		17800	53900	88	50300	68* <sup>b</sup>	7	80-123/26
79-01-6	Trichloroethylene	ND		17800	19700	111	20000	112	2	78-132/28
75-69-4	Trichlorofluoromethane	ND		17800	25700	145	27200	153*	6	67-149/29
75-01-4	Vinyl chloride	ND		17800	23800	134	24000	135	1	60-145/29
1330-20-7	Xylene (total)	33200		53300	89000	105	87400	102	2	83-127/24

CAS No.	Surrogate Recoveries	MS	MSD	C17018-27	Limits
1868-53-7	Dibromofluoromethane	122%*	126%*	107%	80-121%

9.3.8  
9

# Matrix Spike/Matrix Spike Duplicate Summary

**Job Number:** C17018  
**Account:** ALNCA Accutest Northern California, Inc.  
**Project:** IRISECAO: Romic Soil Investigation(Romic EPA) - 2081 Bay Road,East Palo Alto,CA

Sample	File ID	DF	Analyzed	By	Prep Date	Prep Batch	Analytical Batch
C17018-27MS	K052109.D	1	07/29/11	SH	n/a	n/a	VK2215
C17018-27MSD	K052110.D	1	07/29/11	SH	n/a	n/a	VK2215
C17018-27 <sup>a</sup>	K052098.D	1	07/28/11	SH	n/a	n/a	VK2215

**The QC reported here applies to the following samples:** **Method:** SW846 8260B

C17018-25, C17018-27, C17018-30, C17018-31, C17018-33

CAS No.	Surrogate Recoveries	MS	MSD	C17018-27	Limits
2037-26-5	Toluene-D8	101%	100%	89%	71-130%
460-00-4	4-Bromofluorobenzene	104%	103%	104%	59-148%
17060-07-0	1,2-Dichloroethane-D4	97%	117%	109%	77-123%

- (a) Pre-weighed vials were altered in the field; sample weights are estimated.
- (b) Outside control limits due to high level in sample relative to spike amount.

9.3.8  
9

# Matrix Spike/Matrix Spike Duplicate Summary

**Job Number:** C17018

**Account:** ALNCA Accutest Northern California, Inc.

**Project:** IRISECAO: Romic Soil Investigation(Romic EPA) - 2081 Bay Road,East Palo Alto,CA

Sample	File ID	DF	Analyzed	By	Prep Date	Prep Batch	Analytical Batch
F84379-2MS	F051096.D	1	07/30/11	SH	n/a	n/a	VF1546
F84379-2MSD	F051097.D	1	07/30/11	SH	n/a	n/a	VF1546
F84379-2	F051089.D	1	07/29/11	SH	n/a	n/a	VF1546

The QC reported here applies to the following samples:

Method: SW846 8260B

C17018-22, C17018-23

CAS No.	Compound	F84379-2 ug/kg	Spike Q ug/kg	MS ug/kg	MS %	MSD ug/kg	MSD %	RPD	Limits Rec/RPD
156-59-2	cis-1,2-Dichloroethylene	4.4 U	57.2	53.5	93	56.7	102	6	74-123/26
100-41-4	Ethylbenzene	4.4 U	57.2	50.5	88	55.7	100	10	82-124/25
95-63-6	1,2,4-Trimethylbenzene	4.4 U	57.2	42.7	75*	54.6	98	24	77-129/29
127-18-4	Tetrachloroethylene	4.4 U	57.2	67.4	118	76.9	138*	13	79-132/27
108-88-3	Toluene	4.4 U	57.2	60.5	106	63.5	114	5	80-123/26
1330-20-7	Xylene (total)	13 U	172	157	91	173	104	10	83-127/24

CAS No.	Surrogate Recoveries	MS	MSD	F84379-2	Limits
1868-53-7	Dibromofluoromethane	103%	98%	101%	80-121%
2037-26-5	Toluene-D8	102%	103%	111%	71-130%
460-00-4	4-Bromofluorobenzene	99%	107%	141%	59-148%
17060-07-0	1,2-Dichloroethane-D4	101%	96%	100%	77-123%

9.3.9  
6

# Matrix Spike/Matrix Spike Duplicate Summary

**Job Number:** C17018

**Account:** ALNCA Accutest Northern California, Inc.

**Project:** IRISECAO: Romic Soil Investigation(Romic EPA) - 2081 Bay Road,East Palo Alto,CA

Sample	File ID	DF	Analyzed	By	Prep Date	Prep Batch	Analytical Batch
F84659-4MS	G0073949.D	1	07/30/11	MM	n/a	n/a	VG2760
F84659-4MSD	G0073950.D	1	07/30/11	MM	n/a	n/a	VG2760
F84659-4	G0073935.D	1	07/29/11	MM	n/a	n/a	VG2760

The QC reported here applies to the following samples:

Method: SW846 8260B

C17018-15, C17018-16, C17018-17, C17018-18, C17018-19, C17018-20

CAS No.	Compound	F84659-4 ug/kg	Spike Q ug/kg	MS ug/kg	MS %	MSD ug/kg	MSD %	RPD	Limits Rec/RPD
67-64-1	Acetone	47 U	69200	21000	30*	23600	34*	12	61-144/29
71-43-2	Benzene	4.7 U	13800	12900	93	12800	92	1	78-130/25
108-86-1	Bromobenzene	4.7 U	13800	11800	85	10900	79	8	78-123/30
74-97-5	Bromochloromethane	4.7 U	13800	12600	91	12000	87	5	72-122/23
75-27-4	Bromodichloromethane	4.7 U	13800	12900	93	12500	90	3	73-122/25
75-25-2	Bromoform	4.7 U	13800	11800	85	11000	79	7	70-139/26
104-51-8	n-Butylbenzene	4.7 U	13800	4140	30*	2530	18*	48*	80-138/31
135-98-8	sec-Butylbenzene	4.7 U	13800	6100	44*	4710	34*	26	82-132/29
98-06-6	tert-Butylbenzene	4.7 U	13800	16200	117	11800	85	31*	79-130/29
108-90-7	Chlorobenzene	4.7 U	13800	13300	96	12700	92	5	83-122/23
75-00-3	Chloroethane	4.7 U	13800	14200	103	13500	97	5	61-153/31
67-66-3	Chloroform	4.7 U	13800	12900	93	12800	92	1	79-129/27
95-49-8	o-Chlorotoluene	4.7 U	13800	10600	77	10100	73*	5	77-123/31
106-43-4	p-Chlorotoluene	4.7 U	13800	11100	80	8090	58*	31*	78-129/29
56-23-5	Carbon tetrachloride	4.7 U	13800	12500	90	11500	83	8	79-135/29
75-34-3	1,1-Dichloroethane	4.7 U	13800	11800	85	12000	87	2	77-132/26
75-35-4	1,1-Dichloroethylene	4.7 U	13800	10400	75	10400	75	0	66-132/27
563-58-6	1,1-Dichloropropene	4.7 U	13800	12700	92	10900	79*	15	81-133/26
96-12-8	1,2-Dibromo-3-chloropropane	4.7 U	13800	7610	55*	6460	47*	16	67-129/29
106-93-4	1,2-Dibromoethane	4.7 U	13800	9440	68*	9150	66*	3	77-126/24
107-06-2	1,2-Dichloroethane	4.7 U	13800	11700	84	11500	83	2	78-129/24
78-87-5	1,2-Dichloropropane	4.7 U	13800	11600	84	12000	87	3	74-127/27
142-28-9	1,3-Dichloropropane	4.7 U	13800	11000	79	10600	77*	4	78-118/26
108-20-3	Di-Isopropyl ether	4.7 U	13800	11200	81	11600	84	4	75-131/24
594-20-7	2,2-Dichloropropane	4.7 U	13800	11500	83	8070	58*	35*	80-137/28
124-48-1	Dibromochloromethane	4.7 U	13800	10400	75*	9800	71*	6	78-117/27
75-71-8	Dichlorodifluoromethane	4.7 U	13800	16900	122	15200	110	11	35-162/30
156-59-2	cis-1,2-Dichloroethylene	4.7 U	13800	12600	91	12600	91	0	74-123/26
10061-01-5	cis-1,3-Dichloropropene	4.7 U	13800	11900	86	10800	78*	10	79-130/23
541-73-1	m-Dichlorobenzene	4.7 U	13800	10400	75*	9580	69*	8	82-126/29
95-50-1	o-Dichlorobenzene	4.7 U	13800	9360	68*	8860	64*	5	83-123/28
106-46-7	p-Dichlorobenzene	4.7 U	13800	9750	70*	9500	69*	3	84-124/28
156-60-5	trans-1,2-Dichloroethylene	4.7 U	13800	11500	83	11400	82	1	77-129/27
10061-02-6	trans-1,3-Dichloropropene	4.7 U	13800	12100	87	11000	79*	10	87-131/27
100-41-4	Ethylbenzene	4.7 U	13800	12300	89	10800	78*	13	82-124/25
637-92-3	Ethyl tert-Butyl Ether	4.7 U	13800	10900	79*	12200	88	11	85-141/23

9.3.10  
9



# Matrix Spike/Matrix Spike Duplicate Summary

**Job Number:** C17018

**Account:** ALNCA Accutest Northern California, Inc.

**Project:** IRISECAO: Romic Soil Investigation(Romic EPA) - 2081 Bay Road,East Palo Alto,CA

Sample	File ID	DF	Analyzed	By	Prep Date	Prep Batch	Analytical Batch
F84659-4MS	G0073949.D	1	07/30/11	MM	n/a	n/a	VG2760
F84659-4MSD	G0073950.D	1	07/30/11	MM	n/a	n/a	VG2760
F84659-4	G0073935.D	1	07/29/11	MM	n/a	n/a	VG2760

The QC reported here applies to the following samples:

Method: SW846 8260B

C17018-15, C17018-16, C17018-17, C17018-18, C17018-19, C17018-20

CAS No.	Compound	F84659-4 ug/kg	Spike Q ug/kg	MS ug/kg	MS %	MSD ug/kg	MSD %	RPD	Limits Rec/RPD
591-78-6	2-Hexanone	24 U	69200	38300	55*	22600	33*	52*	67-130/29
87-68-3	Hexachlorobutadiene	4.7 U	13800	1110	8*	1350	10*	20	77-150/36
98-82-8	Isopropylbenzene	4.7 U	13800	11900	86	8890	64*	29*	82-133/27
99-87-6	p-Isopropyltoluene	4.7 U	13800	6510	47*	6450	47*	1	82-132/29
108-10-1	4-Methyl-2-pentanone	24 U	69200	41000	59*	25800	37*	46*	69-125/24
74-83-9	Methyl bromide	4.7 U	13800	15200	110	16900	122	11	60-146/31
74-87-3	Methyl chloride	4.7 U	13800	13100	95	12600	91	4	58-163/26
74-95-3	Methylene bromide	4.7 U	13800	11600	84	11200	81	4	75-128/26
75-09-2	Methylene chloride	9.4 U	13800	11500	83	13000	94	12	62-140/25
78-93-3	Methyl ethyl ketone	24 U	69200	28700	41*	26800	39*	7	66-134/23
1634-04-4	Methyl Tert Butyl Ether	4.7 U	13800	10400	75	11000	79	6	70-131/25
91-20-3	Naphthalene	4.7 U	13800	4960	36*	4300	31*	14	59-143/31
103-65-1	n-Propylbenzene	4.7 U	13800	9800	71*	6690	48*	38*	78-129/29
100-42-5	Styrene	4.7 U	13800	12300	89	10500	76*	16	79-123/28
994-05-8	Tert-Amyl Methyl Ether	4.7 U	13800	11900	86	12700	92	7	76-130/21
75-65-0	Tert Butyl Alcohol	47 U	138000	125000	90	95700	69*	27	72-124/30
630-20-6	1,1,1,2-Tetrachloroethane	4.7 U	13800	13000	94	12400	90	5	81-121/25
71-55-6	1,1,1-Trichloroethane	4.7 U	13800	13100	95	12200	88	7	80-133/27
79-34-5	1,1,2,2-Tetrachloroethane	4.7 U	13800	7160	52*	64100	463*	160*	70-128/30
79-00-5	1,1,2-Trichloroethane	4.7 U	13800	11200	81	11000	79	2	76-118/28
87-61-6	1,2,3-Trichlorobenzene	4.7 U	13800	1710	12*	2260	16*	28	78-136/34
96-18-4	1,2,3-Trichloropropane	4.7 U	13800	11000	79	11400	82	4	74-125/30
120-82-1	1,2,4-Trichlorobenzene	4.7 U	13800	3860	28*	4020	29*	4	82-137/32
95-63-6	1,2,4-Trimethylbenzene	4.7 U	13800	5860	42*	ND	0*	200*	77-129/29
108-67-8	1,3,5-Trimethylbenzene	4.7 U	13800	9100	66*	8440	61*	8	79-129/31
127-18-4	Tetrachloroethylene	4.7 U	13800	13400	97	12400	90	8	79-132/27
108-88-3	Toluene	4.7 U	13800	12400	90	10800	78*	14	80-123/26
79-01-6	Trichloroethylene	4.7 U	13800	13600	98	12800	92	6	78-132/28
75-69-4	Trichlorofluoromethane	4.7 U	13800	13500	97	12400	90	8	67-149/29
75-01-4	Vinyl chloride	4.7 U	13800	11800	85	11300	82	4	60-145/29
1330-20-7	Xylene (total)	14 U	41500	33000	79*	21100	51*	44*	83-127/24

CAS No.	Surrogate Recoveries	MS	MSD	F84659-4	Limits
1868-53-7	Dibromofluoromethane	102%	109%	105%	80-121%

9.3.10 9

# Matrix Spike/Matrix Spike Duplicate Summary

**Job Number:** C17018  
**Account:** ALNCA Accutest Northern California, Inc.  
**Project:** IRISECAO: Romic Soil Investigation(Romic EPA) - 2081 Bay Road,East Palo Alto,CA

Sample	File ID	DF	Analyzed	By	Prep Date	Prep Batch	Analytical Batch
F84659-4MS	G0073949.D	1	07/30/11	MM	n/a	n/a	VG2760
F84659-4MSD	G0073950.D	1	07/30/11	MM	n/a	n/a	VG2760
F84659-4	G0073935.D	1	07/29/11	MM	n/a	n/a	VG2760

**The QC reported here applies to the following samples:** **Method:** SW846 8260B

C17018-15, C17018-16, C17018-17, C17018-18, C17018-19, C17018-20

CAS No.	Surrogate Recoveries	MS	MSD	F84659-4	Limits
2037-26-5	Toluene-D8	93%	94%	91%	71-130%
460-00-4	4-Bromofluorobenzene	97%	99%	85%	59-148%
17060-07-0	1,2-Dichloroethane-D4	92%	104%	107%	77-123%

9.3.10  
9

# Matrix Spike/Matrix Spike Duplicate Summary

**Job Number:** C17018

**Account:** ALNCA Accutest Northern California, Inc.

**Project:** IRISECAO: Romic Soil Investigation(Romic EPA) - 2081 Bay Road,East Palo Alto,CA

Sample	File ID	DF	Analyzed	By	Prep Date	Prep Batch	Analytical Batch
F84319-19MS	H070807.D	1	08/01/11	AH	n/a	n/a	VH2627
F84319-19MSD	H070808.D	1	08/01/11	AH	n/a	n/a	VH2627
F84319-19 <sup>a</sup>	H070796.D	1	08/01/11	AH	n/a	n/a	VH2627

The QC reported here applies to the following samples:

Method: SW846 8260B

C17018-36

CAS No.	Compound	F84319-19 ug/kg	Spike ug/kg	MS ug/kg	MS %	MSD ug/kg	MSD %	RPD	Limits Rec/RPD
67-64-1	Acetone	ND	16300	3630	22*	3780	23*	4	61-144/29
71-43-2	Benzene	ND	3250	2990	92	3070	94	3	78-130/25
108-86-1	Bromobenzene	ND	3250	2930	90	3100	95	6	78-123/30
74-97-5	Bromochloromethane	ND	3250	2540	78	2680	82	5	72-122/23
75-27-4	Bromodichloromethane	ND	3250	2960	91	2940	90	1	73-122/25
75-25-2	Bromoform	ND	3250	2560	79	2760	85	8	70-139/26
104-51-8	n-Butylbenzene	ND	3250	3180	98	3290	101	3	80-138/31
135-98-8	sec-Butylbenzene	ND	3250	3240	100	3410	105	5	82-132/29
98-06-6	tert-Butylbenzene	ND	3250	3180	98	3310	102	4	79-130/29
108-90-7	Chlorobenzene	ND	3250	3020	93	3180	98	5	83-122/23
75-00-3	Chloroethane	ND	3250	560	17*	251	8*	76*	61-153/31
67-66-3	Chloroform	ND	3250	2920	90	2960	91	1	79-129/27
95-49-8	o-Chlorotoluene	ND	3250	3070	94	3160	97	3	77-123/31
106-43-4	p-Chlorotoluene	ND	3250	3140	96	3300	101	5	78-129/29
56-23-5	Carbon tetrachloride	ND	3250	2970	91	2960	91	0	79-135/29
75-34-3	1,1-Dichloroethane	ND	3250	2720	84	2850	88	5	77-132/26
75-35-4	1,1-Dichloroethylene	ND	3250	2640	81	2740	84	4	66-132/27
563-58-6	1,1-Dichloropropene	ND	3250	2890	89	2990	92	3	81-133/26
96-12-8	1,2-Dibromo-3-chloropropane	163	J 3250	2420	69	2540	73	5	67-129/29
106-93-4	1,2-Dibromoethane	ND	3250	2780	85	2940	90	6	77-126/24
107-06-2	1,2-Dichloroethane	ND	3250	2710	83	2690	83	1	78-129/24
78-87-5	1,2-Dichloropropane	ND	3250	2700	83	2790	86	3	74-127/27
142-28-9	1,3-Dichloropropane	ND	3250	2830	87	3060	94	8	78-118/26
108-20-3	Di-Isopropyl ether	ND	3250	2510	77	2790	86	11	75-131/24
594-20-7	2,2-Dichloropropane	ND	3250	2370	73*	2420	74*	2	80-137/28
124-48-1	Dibromochloromethane	ND	3250	3000	92	3140	96	5	78-117/27
75-71-8	Dichlorodifluoromethane	ND	3250	5030	155	5270	162	5	35-162/30
156-59-2	cis-1,2-Dichloroethylene	ND	3250	2730	84	2890	89	6	74-123/26
10061-01-5	cis-1,3-Dichloropropene	ND	3250	2800	86	2880	88	3	79-130/23
541-73-1	m-Dichlorobenzene	ND	3250	3020	93	3190	98	5	82-126/29
95-50-1	o-Dichlorobenzene	ND	3250	2950	91	3050	94	3	83-123/28
106-46-7	p-Dichlorobenzene	ND	3250	2980	92	3110	96	4	84-124/28
156-60-5	trans-1,2-Dichloroethylene	ND	3250	2700	83	2820	87	4	77-129/27
10061-02-6	trans-1,3-Dichloropropene	ND	3250	3150	97	3330	102	6	87-131/27
100-41-4	Ethylbenzene	ND	3250	2940	90	3120	96	6	82-124/25
637-92-3	Ethyl tert-Butyl Ether	ND	3250	2470	76*	2650	81*	7	85-141/23

9.3.11  
9

# Matrix Spike/Matrix Spike Duplicate Summary

**Job Number:** C17018

**Account:** ALNCA Accutest Northern California, Inc.

**Project:** IRISECAO: Romic Soil Investigation(Romic EPA) - 2081 Bay Road,East Palo Alto,CA

Sample	File ID	DF	Analyzed	By	Prep Date	Prep Batch	Analytical Batch
F84319-19MS	H070807.D	1	08/01/11	AH	n/a	n/a	VH2627
F84319-19MSD	H070808.D	1	08/01/11	AH	n/a	n/a	VH2627
F84319-19 <sup>a</sup>	H070796.D	1	08/01/11	AH	n/a	n/a	VH2627

The QC reported here applies to the following samples:

Method: SW846 8260B

C17018-36

CAS No.	Compound	F84319-19 ug/kg	Spike Q	ug/kg	MS ug/kg	MS %	MSD ug/kg	MSD %	RPD	Limits Rec/RPD
591-78-6	2-Hexanone	ND		16300	9550	59*	10200	63*	7	67-130/29
87-68-3	Hexachlorobutadiene	ND		3250	2240	69*	2550	78	13	77-150/36
98-82-8	Isopropylbenzene	ND		3250	3400	104	3610	111	6	82-133/27
99-87-6	p-Isopropyltoluene	ND		3250	3390	104	3530	108	4	82-132/29
108-10-1	4-Methyl-2-pentanone	ND		16300	12800	79	13900	85	8	69-125/24
74-83-9	Methyl bromide	ND		3250	2020	62	1830	56*	10	60-146/31
74-87-3	Methyl chloride	ND		3250	2790	86	3580	110	25	58-163/26
74-95-3	Methylene bromide	ND		3250	2690	83	2720	84	1	75-128/26
75-09-2	Methylene chloride	486	J	3250	3280	86	3420	90	4	62-140/25
78-93-3	Methyl ethyl ketone	ND		16300	5990	37*	6440	40*	7	66-134/23
1634-04-4	Methyl Tert Butyl Ether	ND		3250	2450	75	2540	78	4	70-131/25
91-20-3	Naphthalene	ND		3250	2220	68	2650	81	18	59-143/31
103-65-1	n-Propylbenzene	ND		3250	3170	97	3260	100	3	78-129/29
100-42-5	Styrene	ND		3250	2890	89	3110	96	7	79-123/28
994-05-8	Tert-Amyl Methyl Ether	ND		3250	2580	79	2670	82	3	76-130/21
75-65-0	Tert Butyl Alcohol	ND		32500	27100	83	28600	88	5	72-124/30
630-20-6	1,1,1,2-Tetrachloroethane	ND		3250	2880	88	3040	93	5	81-121/25
71-55-6	1,1,1-Trichloroethane	ND		3250	2890	89	2900	89	0	80-133/27
79-34-5	1,1,2,2-Tetrachloroethane	ND		3250	2820	87	2860	88	1	70-128/30
79-00-5	1,1,2-Trichloroethane	ND		3250	4090	126*	4330	133*	6	76-118/28
87-61-6	1,2,3-Trichlorobenzene	ND		3250	2410	74*	2700	83	11	78-136/34
96-18-4	1,2,3-Trichloropropane	ND		3250	2530	78	2730	84	8	74-125/30
120-82-1	1,2,4-Trichlorobenzene	ND		3250	2660	82	2960	91	11	82-137/32
95-63-6	1,2,4-Trimethylbenzene	ND		3250	3200	98	3260	100	2	77-129/29
108-67-8	1,3,5-Trimethylbenzene	ND		3250	3120	96	3210	99	3	79-129/31
127-18-4	Tetrachloroethylene	ND		3250	3320	102	3660	112	10	79-132/27
108-88-3	Toluene	ND		3250	2790	86	3030	93	8	80-123/26
79-01-6	Trichloroethylene	ND		3250	3060	94	3100	95	1	78-132/28
75-69-4	Trichlorofluoromethane	ND		3250	2430	75	2410	74	1	67-149/29
75-01-4	Vinyl chloride	ND		3250	2450	75	2910	89	17	60-145/29
1330-20-7	Xylene (total)	ND		9760	8840	91	9440	97	7	83-127/24

CAS No.	Surrogate Recoveries	MS	MSD	F84319-19	Limits
1868-53-7	Dibromofluoromethane	100%	99%	94%	80-121%

9.3.11  
9

# Matrix Spike/Matrix Spike Duplicate Summary

**Job Number:** C17018  
**Account:** ALNCA Accutest Northern California, Inc.  
**Project:** IRISECAO: Romic Soil Investigation(Romic EPA) - 2081 Bay Road,East Palo Alto,CA

Sample	File ID	DF	Analyzed	By	Prep Date	Prep Batch	Analytical Batch
F84319-19MS	H070807.D	1	08/01/11	AH	n/a	n/a	VH2627
F84319-19MSD	H070808.D	1	08/01/11	AH	n/a	n/a	VH2627
F84319-19 <sup>a</sup>	H070796.D	1	08/01/11	AH	n/a	n/a	VH2627

**The QC reported here applies to the following samples:** **Method:** SW846 8260B

C17018-36

CAS No.	Surrogate Recoveries	MS	MSD	F84319-19	Limits
2037-26-5	Toluene-D8	96%	100%	94%	71-130%
460-00-4	4-Bromofluorobenzene	92%	97%	95%	59-148%
17060-07-0	1,2-Dichloroethane-D4	94%	90%	98%	77-123%

(a) Sample re-analyzed beyond hold time; reported results are considered minimum values. Dilution required due to matrix interference.

9.3.11  
9

# Matrix Spike/Matrix Spike Duplicate Summary

**Job Number:** C17018

**Account:** ALNCA Accutest Northern California, Inc.

**Project:** IRISECAO: Romic Soil Investigation(Romic EPA) - 2081 Bay Road,East Palo Alto,CA

Sample	File ID	DF	Analyzed	By	Prep Date	Prep Batch	Analytical Batch
C17064-3MS	H070836.D	1	08/02/11	AH	n/a	n/a	VH2628
C17064-3MSD	H070837.D	1	08/02/11	AH	n/a	n/a	VH2628
C17064-3	H070816.D	1	08/02/11	AH	n/a	n/a	VH2628

The QC reported here applies to the following samples:

Method: SW846 8260B

C17018-34

CAS No.	Compound	C17064-3 ug/kg	Spike ug/kg	MS ug/kg	MS %	MSD ug/kg	MSD %	RPD	Limits Rec/RPD
67-64-1	Acetone	ND	88900	20200	23*	21600	24*	7	61-144/29
71-43-2	Benzene	ND	17800	18600	105	19400	109	4	78-130/25
108-86-1	Bromobenzene	ND	17800	17800	100	18300	103	3	78-123/30
74-97-5	Bromochloromethane	ND	17800	15400	87	16400	92	6	72-122/23
75-27-4	Bromodichloromethane	ND	17800	18200	102	19200	108	5	73-122/25
75-25-2	Bromoform	ND	17800	16500	93	16800	94	2	70-139/26
104-51-8	n-Butylbenzene	ND	17800	15700	88	16200	91	3	80-138/31
135-98-8	sec-Butylbenzene	ND	17800	17300	97	17800	100	3	82-132/29
98-06-6	tert-Butylbenzene	ND	17800	18100	102	18500	104	2	79-130/29
108-90-7	Chlorobenzene	ND	17800	17800	100	18700	105	5	83-122/23
75-00-3	Chloroethane	ND	17800	16400	92	17600	99	7	61-153/31
67-66-3	Chloroform	ND	17800	17700	100	18400	103	4	79-129/27
95-49-8	o-Chlorotoluene	ND	17800	17500	98	18000	101	3	77-123/31
106-43-4	p-Chlorotoluene	ND	17800	17600	99	18200	102	3	78-129/29
56-23-5	Carbon tetrachloride	ND	17800	18500	104	19400	109	5	79-135/29
75-34-3	1,1-Dichloroethane	1390	J 17800	18700	97	19500	102	4	77-132/26
75-35-4	1,1-Dichloroethylene	754	J 17800	17700	95	18600	100	5	66-132/27
563-58-6	1,1-Dichloropropene	ND	17800	17400	98	18000	101	3	81-133/26
96-12-8	1,2-Dibromo-3-chloropropane	ND	17800	11800	66*	12100	68	3	67-129/29
106-93-4	1,2-Dibromoethane	ND	17800	16400	92	17200	97	5	77-126/24
107-06-2	1,2-Dichloroethane	ND	17800	16800	94	17400	98	4	78-129/24
78-87-5	1,2-Dichloropropane	ND	17800	17400	98	18300	103	5	74-127/27
142-28-9	1,3-Dichloropropane	ND	17800	17100	96	18000	101	5	78-118/26
108-20-3	Di-Isopropyl ether	ND	17800	16900	95	18000	101	6	75-131/24
594-20-7	2,2-Dichloropropane	ND	17800	13400	75*	13700	77*	2	80-137/28
124-48-1	Dibromochloromethane	ND	17800	18200	102	19300	109	6	78-117/27
75-71-8	Dichlorodifluoromethane	ND	17800	26700	150	27900	157	4	35-162/30
156-59-2	cis-1,2-Dichloroethylene	22000	17800	37200	85	37500	87	1	74-123/26
10061-01-5	cis-1,3-Dichloropropene	ND	17800	17200	97	17800	100	3	79-130/23
541-73-1	m-Dichlorobenzene	ND	17800	17500	98	18400	103	5	82-126/29
95-50-1	o-Dichlorobenzene	ND	17800	17300	97	18100	102	5	83-123/28
106-46-7	p-Dichlorobenzene	ND	17800	17200	97	17600	99	2	84-124/28
156-60-5	trans-1,2-Dichloroethylene	ND	17800	16700	94	17900	101	7	77-129/27
10061-02-6	trans-1,3-Dichloropropene	ND	17800	18600	105	19600	110	5	87-131/27
100-41-4	Ethylbenzene	1280	J 17800	18500	97	19400	102	5	82-124/25
637-92-3	Ethyl tert-Butyl Ether	ND	17800	15400	87	16200	91	5	85-141/23

9.3.12  
9

# Matrix Spike/Matrix Spike Duplicate Summary

**Job Number:** C17018

**Account:** ALNCA Accutest Northern California, Inc.

**Project:** IRISECAO: Romic Soil Investigation(Romic EPA) - 2081 Bay Road,East Palo Alto,CA

Sample	File ID	DF	Analyzed	By	Prep Date	Prep Batch	Analytical Batch
C17064-3MS	H070836.D	1	08/02/11	AH	n/a	n/a	VH2628
C17064-3MSD	H070837.D	1	08/02/11	AH	n/a	n/a	VH2628
C17064-3	H070816.D	1	08/02/11	AH	n/a	n/a	VH2628

The QC reported here applies to the following samples:

Method: SW846 8260B

C17018-34

CAS No.	Compound	C17064-3 ug/kg	Q	Spike ug/kg	MS ug/kg	MS %	MSD ug/kg	MSD %	RPD	Limits Rec/RPD
591-78-6	2-Hexanone	ND		88900	56600	64*	59500	67	5	67-130/29
87-68-3	Hexachlorobutadiene	ND		17800	16000	90	16900	95	5	77-150/36
98-82-8	Isopropylbenzene	ND		17800	19500	110	20200	114	4	82-133/27
99-87-6	p-Isopropyltoluene	ND		17800	17700	100	18400	103	4	82-132/29
108-10-1	4-Methyl-2-pentanone	4650	J	88900	78100	83	81600	87	4	69-125/24
74-83-9	Methyl bromide	ND		17800	16000	90	16600	93	4	60-146/31
74-87-3	Methyl chloride	ND		17800	21300	120	22800	128	7	58-163/26
74-95-3	Methylene bromide	ND		17800	16300	92	17100	96	5	75-128/26
75-09-2	Methylene chloride	2900	J	17800	21700	106	22000	107	1	62-140/25
78-93-3	Methyl ethyl ketone	ND		88900	35300	40*	37100	42*	5	66-134/23
1634-04-4	Methyl Tert Butyl Ether	ND		17800	14800	83	15500	87	5	70-131/25
91-20-3	Naphthalene	ND		17800	12800	72	13300	75	4	59-143/31
103-65-1	n-Propylbenzene	ND		17800	17200	97	17800	100	3	78-129/29
100-42-5	Styrene	ND		17800	17100	96	18000	101	5	79-123/28
994-05-8	Tert-Amyl Methyl Ether	ND		17800	15600	88	16300	92	4	76-130/21
75-65-0	Tert Butyl Alcohol	ND		178000	192000	108	200000	112	4	72-124/30
630-20-6	1,1,1,2-Tetrachloroethane	ND		17800	17900	101	19000	107	6	81-121/25
71-55-6	1,1,1-Trichloroethane	7620		17800	23900	92	24500	95	2	80-133/27
79-34-5	1,1,2,2-Tetrachloroethane	ND		17800	13600	76	13800	78	1	70-128/30
79-00-5	1,1,2-Trichloroethane	659	J	17800	17800	96	18500	100	4	76-118/28
87-61-6	1,2,3-Trichlorobenzene	ND		17800	14900	84	15300	86	3	78-136/34
96-18-4	1,2,3-Trichloropropane	ND		17800	14200	80	14500	82	2	74-125/30
120-82-1	1,2,4-Trichlorobenzene	ND		17800	16100	91	16700	94	4	82-137/32
95-63-6	1,2,4-Trimethylbenzene	ND		17800	17900	101	18300	103	2	77-129/29
108-67-8	1,3,5-Trimethylbenzene	ND		17800	17300	97	17800	100	3	79-129/31
127-18-4	Tetrachloroethylene	2340		17800	21800	109	23200	117	6	79-132/27
108-88-3	Toluene	9010		17800	26000	96	26500	98	2	80-123/26
79-01-6	Trichloroethylene	3520		17800	21400	101	22100	104	3	78-132/28
75-69-4	Trichlorofluoromethane	ND		17800	19300	109	20100	113	4	67-149/29
75-01-4	Vinyl chloride	ND		17800	16800	94	17400	98	4	60-145/29
1330-20-7	Xylene (total)	4780	J	53300	56900	98	59200	102	4	83-127/24

CAS No.	Surrogate Recoveries	MS	MSD	C17064-3	Limits
1868-53-7	Dibromofluoromethane	96%	96%	105%	80-121%

9.3.12  
9

# Matrix Spike/Matrix Spike Duplicate Summary

**Job Number:** C17018  
**Account:** ALNCA Accutest Northern California, Inc.  
**Project:** IRISECAO: Romic Soil Investigation(Romic EPA) - 2081 Bay Road,East Palo Alto,CA

Sample	File ID	DF	Analyzed	By	Prep Date	Prep Batch	Analytical Batch
C17064-3MS	H070836.D	1	08/02/11	AH	n/a	n/a	VH2628
C17064-3MSD	H070837.D	1	08/02/11	AH	n/a	n/a	VH2628
C17064-3	H070816.D	1	08/02/11	AH	n/a	n/a	VH2628

The QC reported here applies to the following samples:

Method: SW846 8260B

C17018-34

CAS No.	Surrogate Recoveries	MS	MSD	C17064-3	Limits
2037-26-5	Toluene-D8	96%	95%	92%	71-130%
460-00-4	4-Bromofluorobenzene	100%	96%	97%	59-148%
17060-07-0	1,2-Dichloroethane-D4	89%	90%	104%	77-123%



# Matrix Spike/Matrix Spike Duplicate Summary

**Job Number:** C17018

**Account:** ALNCA Accutest Northern California, Inc.

**Project:** IRISECAO: Romic Soil Investigation(Romic EPA) - 2081 Bay Road,East Palo Alto,CA

Sample	File ID	DF	Analyzed	By	Prep Date	Prep Batch	Analytical Batch
F84437-1MS	F051221.D	1	08/04/11	WV	n/a	n/a	VF1550
F84437-1MSD	F051222.D	1	08/04/11	WV	n/a	n/a	VF1550
F84437-1 <sup>a</sup>	F051205.D	1	08/03/11	WV	n/a	n/a	VF1550

The QC reported here applies to the following samples:

Method: SW846 8260B

C17018-14

CAS No.	Compound	F84437-1 ug/kg	Q	Spike ug/kg	MS ug/kg	MS %	MSD ug/kg	MSD %	RPD	Limits Rec/RPD
100-41-4	Ethylbenzene	61.1	J	2930	3030	101	3760	126*	22	82-124/25
108-88-3	Toluene	ND		2930	2990	102	3680	125*	21	80-123/26
1330-20-7	Xylene (total)	ND		8800	9200	105	11400	129*	21	83-127/24

CAS No.	Surrogate Recoveries	MS	MSD	F84437-1	Limits
1868-53-7	Dibromofluoromethane	94%	101%	99%	80-121%
2037-26-5	Toluene-D8	101%	105%	100%	71-130%
460-00-4	4-Bromofluorobenzene	98%	97%	100%	59-148%
17060-07-0	1,2-Dichloroethane-D4	89%	97%	98%	77-123%

(a) Sample was received in a bulk container and preserved within 48 hours of sampling.

Technical Report for

Iris Environmental

Romic Soil Investigation(Romic EPA) - 2081 Bay Road,East Palo Alto,CA  
07-555C

Accutest Job Number: C17019

Sampling Date: 07/15/11


Report to:

Iris Environmental  
1438 Webster Street Suite 302  
Oakland, CA 94612  
anna@irisenv.com; calger@irisenv.com  
  
ATTN: Chris Alger

Total number of pages in report: **296**



Test results contained within this data package meet the requirements of the National Environmental Laboratory Accreditation Conference and/or state specific certification programs as applicable.



Kesavalu M. Bagawandoss,  
Ph.D., J.D., Lab Director

Client Service contact: Simon Hague 408-588-0200

Certifications: CA (08258CA) AZ (AZ0762) DoD/ISO/IEC 17025:2005 (L2242)

This report shall not be reproduced, except in its entirety, without the written approval of Accutest Laboratories.  
Test results relate only to samples analyzed.

# Table of Contents

-1-

<b>Section 1: Sample Summary .....</b>	<b>4</b>
<b>Section 2: Sample Results .....</b>	<b>7</b>
<b>2.1:</b> C17019-1: V17-0.5 .....	8
<b>2.2:</b> C17019-2: V17-3.0 .....	19
<b>2.3:</b> C17019-3: V17-6.0 .....	22
<b>2.4:</b> C17019-4: V18-0.5 .....	25
<b>2.5:</b> C17019-5: V18-3.0 .....	28
<b>2.6:</b> C17019-6: V18-6.0 .....	31
<b>2.7:</b> C17019-7: S19-4.3 .....	34
<b>2.8:</b> C17019-8: S19-7.3 .....	37
<b>2.9:</b> C17019-9: S20-1.7 .....	40
<b>2.10:</b> C17019-10: S20-4.2 .....	51
<b>2.11:</b> C17019-11: S20-7.2 .....	54
<b>2.12:</b> C17019-12: V23-0.5 .....	57
<b>2.13:</b> C17019-13: V23-3.0 .....	68
<b>2.14:</b> C17019-14: V23-6.0 .....	71
<b>2.15:</b> C17019-15: Z27-1.0 .....	74
<b>2.16:</b> C17019-16: Z27-3.5 .....	85
<b>2.17:</b> C17019-17: Z27-6.5 .....	91
<b>2.18:</b> C17019-18: Y23-0.5 .....	97
<b>2.19:</b> C17019-19: Y23-3.0 .....	108
<b>2.20:</b> C17019-20: Y23-6.0 .....	114
<b>2.21:</b> C17019-21: V22-3.5 .....	120
<b>2.22:</b> C17019-22: V22-6.5 .....	123
<b>2.23:</b> C17019-23: W22-3.1 .....	126
<b>2.24:</b> C17019-24: W22-6.1 .....	129
<b>2.25:</b> C17019-25: AA25-0.5 .....	132
<b>2.26:</b> C17019-26: AA25-3.0 .....	135
<b>2.27:</b> C17019-27: AA25-6.0 .....	141
<b>2.28:</b> C17019-28: BB23-0.7 .....	147
<b>2.29:</b> C17019-29: BB23-3.2 .....	158
<b>2.30:</b> C17019-30: BB23-6.2 .....	164
<b>Section 3: Misc. Forms .....</b>	<b>170</b>
<b>3.1:</b> Chain of Custody .....	171
<b>Section 4: GC/MS Semi-volatiles - QC Data Summaries .....</b>	<b>176</b>
<b>4.1:</b> Method Blank Summary .....	177
<b>4.2:</b> Blank Spike/Blank Spike Duplicate Summary .....	183
<b>4.3:</b> Matrix Spike/Matrix Spike Duplicate Summary .....	189
<b>Section 5: GC Volatiles - QC Data Summaries .....</b>	<b>195</b>
<b>5.1:</b> Method Blank Summary .....	196
<b>5.2:</b> Blank Spike/Blank Spike Duplicate Summary .....	197
<b>5.3:</b> Matrix Spike/Matrix Spike Duplicate Summary .....	198

# Table of Contents

-2-

<b>Section 6: GC Semi-volatiles - QC Data Summaries .....</b>	<b>199</b>
<b>6.1: Method Blank Summary .....</b>	<b>200</b>
<b>6.2: Blank Spike/Blank Spike Duplicate Summary .....</b>	<b>206</b>
<b>6.3: Matrix Spike/Matrix Spike Duplicate Summary .....</b>	<b>212</b>
<b>Section 7: Metals Analysis - QC Data Summaries .....</b>	<b>217</b>
<b>7.1: Prep QC MP3728: Sb,As,Ba,Be,Cd,Cr,Co,Cu,Pb,Mo,Ni,Se,Ag,Tl,V,Zn .....</b>	<b>218</b>
<b>7.2: Prep QC MP3751: Hg .....</b>	<b>223</b>
<b>Section 8: GC/MS Volatiles - QC Data (Accutest New Jersey) .....</b>	<b>227</b>
<b>8.1: Method Blank Summary .....</b>	<b>228</b>
<b>8.2: Blank Spike Summary .....</b>	<b>252</b>
<b>8.3: Matrix Spike/Matrix Spike Duplicate Summary .....</b>	<b>276</b>

1

2

3

4

5

6

7

8



## Sample Summary

Iris Environmental

**Job No:** C17019

Romic Soil Investigation(Romic EPA) - 2081 Bay Road, East Palo Alto, CA  
 Project No: 07-555C

Sample Number	Collected		Received	Matrix		Client Sample ID
	Date	Time By		Code	Type	
C17019-1	07/15/11	07:45 SM	07/15/11	SO	Soil	V17-0.5
C17019-2	07/15/11	07:50 SM	07/15/11	SO	Soil	V17-3.0
C17019-3	07/15/11	07:55 SM	07/15/11	SO	Soil	V17-6.0
C17019-4	07/15/11	08:05 SM	07/15/11	SO	Soil	V18-0.5
C17019-5	07/15/11	08:10 SM	07/15/11	SO	Soil	V18-3.0
C17019-6	07/15/11	08:15 SM	07/15/11	SO	Soil	V18-6.0
C17019-7	07/15/11	08:40 SM	07/15/11	SO	Soil	S19-4.3
C17019-8	07/15/11	08:45 SM	07/15/11	SO	Soil	S19-7.3
C17019-9	07/15/11	09:10 SM	07/15/11	SO	Soil	S20-1.7
C17019-10	07/15/11	09:15 SM	07/15/11	SO	Soil	S20-4.2
C17019-11	07/15/11	09:20 SM	07/15/11	SO	Soil	S20-7.2
C17019-12	07/15/11	10:00 SM	07/15/11	SO	Soil	V23-0.5
C17019-13	07/15/11	10:05 SM	07/15/11	SO	Soil	V23-3.0

---

Soil samples reported on a dry weight basis unless otherwise indicated on result page.



## Sample Summary

(continued)

Iris Environmental

**Job No:** C17019

Romic Soil Investigation(Romic EPA) - 2081 Bay Road, East Palo Alto, CA  
 Project No: 07-555C

Sample Number	Collected		Received	Matrix		Client Sample ID
	Date	Time By		Code	Type	
C17019-14	07/15/11	10:10 SM	07/15/11	SO	Soil	V23-6.0
C17019-15	07/15/11	10:35 SM	07/15/11	SO	Soil	Z27-1.0
C17019-16	07/15/11	10:40 SM	07/15/11	SO	Soil	Z27-3.5
C17019-17	07/15/11	10:45 SM	07/15/11	SO	Soil	Z27-6.5
C17019-18	07/15/11	11:00 SM	07/15/11	SO	Soil	Y23-0.5
C17019-19	07/15/11	11:05 SM	07/15/11	SO	Soil	Y23-3.0
C17019-20	07/15/11	11:10 SM	07/15/11	SO	Soil	Y23-6.0
C17019-21	07/15/11	11:35 SM	07/15/11	SO	Soil	V22-3.5
C17019-22	07/15/11	11:40 SM	07/15/11	SO	Soil	V22-6.5
C17019-23	07/15/11	11:55 SM	07/15/11	SO	Soil	W22-3.1
C17019-24	07/15/11	12:00 SM	07/15/11	SO	Soil	W22-6.1
C17019-25	07/15/11	13:10 SM	07/15/11	SO	Soil	AA25-0.5
C17019-26	07/15/11	13:15 SM	07/15/11	SO	Soil	AA25-3.0

---

Soil samples reported on a dry weight basis unless otherwise indicated on result page.



## Sample Summary

(continued)

Iris Environmental

**Job No:** C17019

Romic Soil Investigation(Romic EPA) - 2081 Bay Road, East Palo Alto, CA  
 Project No: 07-555C

Sample Number	Collected		Received	Matrix		Client Sample ID
	Date	Time By		Code	Type	
C17019-27	07/15/11	13:20 SM	07/15/11	SO	Soil	AA25-6.0
C17019-28	07/15/11	13:35 SM	07/15/11	SO	Soil	BB23-0.7
C17019-29	07/15/11	13:40 SM	07/15/11	SO	Soil	BB23-3.2
C17019-30	07/15/11	13:45 SM	07/15/11	SO	Soil	BB23-6.2

---

Soil samples reported on a dry weight basis unless otherwise indicated on result page.

Sample Results

---

Report of Analysis

---



## Report of Analysis

<b>Client Sample ID:</b>	V17-0.5	<b>Date Sampled:</b>	07/15/11
<b>Lab Sample ID:</b>	C17019-1	<b>Date Received:</b>	07/15/11
<b>Matrix:</b>	SO - Soil	<b>Percent Solids:</b>	n/a <sup>a</sup>
<b>Method:</b>	SW846 8260B	<b>Project:</b> Romic Soil Investigation(Romic EPA) - 2081 Bay Road, East Palo Alto, CA	

Run #	File ID	DF	Analyzed	By	Prep Date	Prep Batch	Analytical Batch
Run #1 <sup>b</sup>	3C77627.D	1	07/29/11	ANJ	n/a	n/a	N:V3C3432
Run #2							

Run #	Initial Weight
Run #1	4.5 g
Run #2	

## VOA 8260 List

CAS No.	Compound	Result	RL	MDL	Units	Q
67-64-1	Acetone	21.4	11	7.4	ug/kg	
71-43-2	Benzene	ND	1.1	0.15	ug/kg	
108-86-1	Bromobenzene	ND	5.6	0.22	ug/kg	
74-97-5	Bromochloromethane	ND	5.6	0.58	ug/kg	
75-27-4	Bromodichloromethane	ND	5.6	0.25	ug/kg	
75-25-2	Bromoform	ND	5.6	0.84	ug/kg	
74-83-9	Bromomethane	ND	5.6	0.44	ug/kg	
78-93-3	2-Butanone (MEK)	ND	11	4.8	ug/kg	
104-51-8	n-Butylbenzene	ND	5.6	0.26	ug/kg	
135-98-8	sec-Butylbenzene	ND	5.6	0.18	ug/kg	
98-06-6	tert-Butylbenzene	ND	5.6	0.15	ug/kg	
56-23-5	Carbon tetrachloride	ND	5.6	0.38	ug/kg	
108-90-7	Chlorobenzene	ND	5.6	0.36	ug/kg	
75-00-3	Chloroethane	ND	5.6	0.45	ug/kg	
67-66-3	Chloroform	ND	5.6	0.54	ug/kg	
74-87-3	Chloromethane	ND	5.6	0.69	ug/kg	
95-49-8	o-Chlorotoluene	ND	5.6	0.42	ug/kg	
106-43-4	p-Chlorotoluene	ND	5.6	0.23	ug/kg	
108-20-3	Di-Isopropyl ether	ND	5.6	0.14	ug/kg	
96-12-8	1,2-Dibromo-3-chloropropane	ND	11	1.7	ug/kg	
124-48-1	Dibromochloromethane	ND	5.6	0.19	ug/kg	
106-93-4	1,2-Dibromoethane	ND	1.1	0.26	ug/kg	
95-50-1	1,2-Dichlorobenzene	ND	5.6	0.31	ug/kg	
541-73-1	1,3-Dichlorobenzene	ND	5.6	0.21	ug/kg	
106-46-7	1,4-Dichlorobenzene	ND	5.6	0.19	ug/kg	
75-71-8	Dichlorodifluoromethane	ND	5.6	0.36	ug/kg	
75-34-3	1,1-Dichloroethane	ND	5.6	0.24	ug/kg	
107-06-2	1,2-Dichloroethane	ND	1.1	0.20	ug/kg	
75-35-4	1,1-Dichloroethene	ND	5.6	0.68	ug/kg	
156-59-2	cis-1,2-Dichloroethene	ND	5.6	0.36	ug/kg	
156-60-5	trans-1,2-Dichloroethene	ND	5.6	0.47	ug/kg	
78-87-5	1,2-Dichloropropane	ND	5.6	0.30	ug/kg	

ND = Not detected MDL - Method Detection Limit

RL = Reporting Limit

E = Indicates value exceeds calibration range

J = Indicates an estimated value

B = Indicates analyte found in associated method blank

N = Indicates presumptive evidence of a compound

## Report of Analysis

<b>Client Sample ID:</b> V17-0.5	
<b>Lab Sample ID:</b> C17019-1	<b>Date Sampled:</b> 07/15/11
<b>Matrix:</b> SO - Soil	<b>Date Received:</b> 07/15/11
<b>Method:</b> SW846 8260B	<b>Percent Solids:</b> n/a <sup>a</sup>
<b>Project:</b> Romic Soil Investigation(Romic EPA) - 2081 Bay Road, East Palo Alto, CA	

**VOA 8260 List**

CAS No.	Compound	Result	RL	MDL	Units	Q
142-28-9	1,3-Dichloropropane	ND	5.6	0.41	ug/kg	
594-20-7	2,2-Dichloropropane	ND	5.6	0.19	ug/kg	
563-58-6	1,1-Dichloropropene	ND	5.6	0.23	ug/kg	
10061-01-5	cis-1,3-Dichloropropene	ND	5.6	0.17	ug/kg	
10061-02-6	trans-1,3-Dichloropropene	ND	5.6	0.37	ug/kg	
100-41-4	Ethylbenzene	ND	1.1	0.16	ug/kg	
87-68-3	Hexachlorobutadiene	ND	5.6	0.58	ug/kg	
591-78-6	2-Hexanone	ND	5.6	2.8	ug/kg	
98-82-8	Isopropylbenzene	ND	5.6	0.15	ug/kg	
99-87-6	p-Isopropyltoluene	ND	5.6	0.33	ug/kg	
1634-04-4	Methyl Tert Butyl Ether	ND	1.1	0.20	ug/kg	
108-10-1	4-Methyl-2-pentanone(MIBK)	ND	5.6	2.9	ug/kg	
74-95-3	Methylene bromide	ND	5.6	0.63	ug/kg	
75-09-2	Methylene chloride	ND	5.6	0.26	ug/kg	
91-20-3	Naphthalene	ND	5.6	1.2	ug/kg	
103-65-1	n-Propylbenzene	ND	5.6	0.38	ug/kg	
100-42-5	Styrene	ND	5.6	0.21	ug/kg	
75-65-0	Tert Butyl Alcohol	ND	28	6.4	ug/kg	
994-05-8	tert-Amyl Methyl Ether	ND	5.6	0.17	ug/kg	
637-92-3	tert-Butyl Ethyl Ether	ND	5.6	0.16	ug/kg	
630-20-6	1,1,1,2-Tetrachloroethane	ND	5.6	0.20	ug/kg	
79-34-5	1,1,2,2-Tetrachloroethane	ND	5.6	0.20	ug/kg	
127-18-4	Tetrachloroethene	ND	5.6	0.21	ug/kg	
108-88-3	Toluene	ND	1.1	0.42	ug/kg	
87-61-6	1,2,3-Trichlorobenzene	ND	5.6	0.49	ug/kg	
120-82-1	1,2,4-Trichlorobenzene	ND	5.6	0.38	ug/kg	
71-55-6	1,1,1-Trichloroethane	ND	5.6	0.27	ug/kg	
79-00-5	1,1,2-Trichloroethane	ND	5.6	0.48	ug/kg	
79-01-6	Trichloroethene	ND	5.6	0.27	ug/kg	
75-69-4	Trichlorofluoromethane	ND	5.6	0.54	ug/kg	
96-18-4	1,2,3-Trichloropropane	ND	5.6	1.2	ug/kg	
95-63-6	1,2,4-Trimethylbenzene	ND	5.6	1.2	ug/kg	
108-67-8	1,3,5-Trimethylbenzene	ND	5.6	0.14	ug/kg	
75-01-4	Vinyl chloride	ND	5.6	0.51	ug/kg	
1330-20-7	Xylene (total)	ND	1.1	0.20	ug/kg	

CAS No.	Surrogate Recoveries	Run# 1	Run# 2	Limits
1868-53-7	Dibromofluoromethane	100%		67-131%
17060-07-0	1,2-Dichloroethane-D4	97%		66-130%

ND = Not detected      MDL - Method Detection Limit  
 RL = Reporting Limit  
 E = Indicates value exceeds calibration range

J = Indicates an estimated value  
 B = Indicates analyte found in associated method blank  
 N = Indicates presumptive evidence of a compound

## Report of Analysis

<b>Client Sample ID:</b>	V17-0.5	<b>Date Sampled:</b>	07/15/11
<b>Lab Sample ID:</b>	C17019-1	<b>Date Received:</b>	07/15/11
<b>Matrix:</b>	SO - Soil	<b>Percent Solids:</b>	n/a <sup>a</sup>
<b>Method:</b>	SW846 8260B	<b>Project:</b> Romic Soil Investigation(Romic EPA) - 2081 Bay Road, East Palo Alto, CA	

### VOA 8260 List

CAS No.	Surrogate Recoveries	Run# 1	Run# 2	Limits
2037-26-5	Toluene-D8	106%		76-125%
460-00-4	4-Bromofluorobenzene	102%		53-142%

- (a) All results reported on wet weight basis.
- (b) Analysis performed at Accutest Laboratories, Dayton, NJ.

ND = Not detected      MDL - Method Detection Limit  
 RL = Reporting Limit  
 E = Indicates value exceeds calibration range

J = Indicates an estimated value  
 B = Indicates analyte found in associated method blank  
 N = Indicates presumptive evidence of a compound

## Report of Analysis

<b>Client Sample ID:</b>	V17-0.5	<b>Date Sampled:</b>	07/15/11
<b>Lab Sample ID:</b>	C17019-1	<b>Date Received:</b>	07/15/11
<b>Matrix:</b>	SO - Soil	<b>Percent Solids:</b>	n/a <sup>a</sup>
<b>Method:</b>	SW846 8270C SW846 3550B	<b>Project:</b> Romic Soil Investigation(Romic EPA) - 2081 Bay Road, East Palo Alto, CA	

Run #1	File ID	DF	Analyzed	By	Prep Date	Prep Batch	Analytical Batch
Run #1	Y8881.D	1	07/19/11	MT	07/18/11	OP4247	EY424
Run #2							

Run #1	Initial Weight	Final Volume
Run #1	10.2 g	1.0 ml
Run #2		

## ABN Full List

CAS No.	Compound	Result	RL	MDL	Units	Q
65-85-0	Benzoic acid	ND	980	870	ug/kg	
95-57-8	2-Chlorophenol	ND	980	670	ug/kg	
59-50-7	4-Chloro-3-methyl phenol	ND	490	410	ug/kg	
120-83-2	2,4-Dichlorophenol	ND	490	140	ug/kg	
105-67-9	2,4-Dimethylphenol	ND	490	150	ug/kg	
51-28-5	2,4-Dinitrophenol	ND	2500	830	ug/kg	
534-52-1	4,6-Dinitro-o-cresol	ND	2000	1000	ug/kg	
95-48-7	2-Methylphenol	ND	490	170	ug/kg	
	3&4-Methylphenol	ND	490	150	ug/kg	
88-75-5	2-Nitrophenol	ND	490	130	ug/kg	
100-02-7	4-Nitrophenol	ND	2000	1200	ug/kg	
87-86-5	Pentachlorophenol	ND	490	410	ug/kg	
108-95-2	Phenol	ND	2000	1300	ug/kg	
95-95-4	2,4,5-Trichlorophenol	ND	490	120	ug/kg	
88-06-2	2,4,6-Trichlorophenol	ND	490	160	ug/kg	
83-32-9	Acenaphthene	ND	980	490	ug/kg	
208-96-8	Acenaphthylene	ND	490	200	ug/kg	
62-53-3	Aniline	ND	490	140	ug/kg	
120-12-7	Anthracene	ND	490	98	ug/kg	
103-33-3	Azobenzene	ND	490	170	ug/kg	
92-87-5	Benzidine	ND	2500	720	ug/kg	
56-55-3	Benzo(a)anthracene	ND	490	69	ug/kg	
50-32-8	Benzo(a)pyrene	ND	490	88	ug/kg	
205-99-2	Benzo(b)fluoranthene	ND	490	59	ug/kg	
191-24-2	Benzo(g,h,i)perylene	ND	490	150	ug/kg	
207-08-9	Benzo(k)fluoranthene	ND	490	120	ug/kg	
101-55-3	4-Bromophenyl phenyl ether	ND	490	150	ug/kg	
85-68-7	Butyl benzyl phthalate	ND	490	110	ug/kg	
100-51-6	Benzyl Alcohol	ND	980	160	ug/kg	
91-58-7	2-Chloronaphthalene	ND	490	180	ug/kg	
106-47-8	4-Chloroaniline	ND	490	140	ug/kg	
86-74-8	Carbazole	ND	490	78	ug/kg	

ND = Not detected MDL - Method Detection Limit

RL = Reporting Limit

E = Indicates value exceeds calibration range

J = Indicates an estimated value

B = Indicates analyte found in associated method blank

N = Indicates presumptive evidence of a compound

## Report of Analysis

<b>Client Sample ID:</b>	V17-0.5	<b>Date Sampled:</b>	07/15/11
<b>Lab Sample ID:</b>	C17019-1	<b>Date Received:</b>	07/15/11
<b>Matrix:</b>	SO - Soil	<b>Percent Solids:</b>	n/a <sup>a</sup>
<b>Method:</b>	SW846 8270C SW846 3550B		
<b>Project:</b>	Romic Soil Investigation(Romic EPA) - 2081 Bay Road,East Palo Alto,CA		

## ABN Full List

CAS No.	Compound	Result	RL	MDL	Units	Q
218-01-9	Chrysene	ND	490	98	ug/kg	
111-91-1	bis(2-Chloroethoxy)methane	ND	490	180	ug/kg	
111-44-4	bis(2-Chloroethyl)ether	ND	490	230	ug/kg	
108-60-1	bis(2-Chloroisopropyl)ether	ND	490	260	ug/kg	
7005-72-3	4-Chlorophenyl phenyl ether	ND	490	190	ug/kg	
95-50-1	1,2-Dichlorobenzene	ND	490	160	ug/kg	
541-73-1	1,3-Dichlorobenzene	ND	490	150	ug/kg	
106-46-7	1,4-Dichlorobenzene	ND	490	410	ug/kg	
121-14-2	2,4-Dinitrotoluene	ND	490	450	ug/kg	
606-20-2	2,6-Dinitrotoluene	ND	980	310	ug/kg	
91-94-1	3,3'-Dichlorobenzidine	ND	2500	140	ug/kg	
53-70-3	Dibenzo(a,h)anthracene	ND	490	130	ug/kg	
132-64-9	Dibenzofuran	ND	490	160	ug/kg	
122-39-4	Diphenylamine	ND	490	120	ug/kg	
84-74-2	Di-n-butyl phthalate	ND	490	98	ug/kg	
117-84-0	Di-n-octyl phthalate	ND	490	130	ug/kg	
84-66-2	Diethyl phthalate	ND	490	170	ug/kg	
131-11-3	Dimethyl phthalate	ND	490	180	ug/kg	
117-81-7	bis(2-Ethylhexyl)phthalate	ND	490	220	ug/kg	
206-44-0	Fluoranthene	ND	490	98	ug/kg	
86-73-7	Fluorene	ND	490	180	ug/kg	
118-74-1	Hexachlorobenzene	ND	490	130	ug/kg	
87-68-3	Hexachlorobutadiene	ND	490	190	ug/kg	
77-47-4	Hexachlorocyclopentadiene	ND	490	140	ug/kg	
67-72-1	Hexachloroethane	ND	490	160	ug/kg	
193-39-5	Indeno(1,2,3-cd)pyrene	ND	490	140	ug/kg	
78-59-1	Isophorone	ND	490	170	ug/kg	
90-12-0	1-Methylnaphthalene	ND	490	160	ug/kg	
91-57-6	2-Methylnaphthalene	ND	490	160	ug/kg	
88-74-4	2-Nitroaniline	ND	490	120	ug/kg	
99-09-2	3-Nitroaniline	ND	490	120	ug/kg	
100-01-6	4-Nitroaniline	ND	490	290	ug/kg	
91-20-3	Naphthalene	ND	490	170	ug/kg	
98-95-3	Nitrobenzene	ND	490	160	ug/kg	
62-75-9	N-Nitrosodimethylamine	ND	4900	2200	ug/kg	
621-64-7	N-Nitroso-di-n-propylamine	ND	980	540	ug/kg	
85-01-8	Phenanthrene	ND	490	110	ug/kg	
129-00-0	Pyrene	ND	980	670	ug/kg	
110-86-1	Pyridine	ND	2000	220	ug/kg	
120-82-1	1,2,4-Trichlorobenzene	ND	490	330	ug/kg	

ND = Not detected MDL - Method Detection Limit

RL = Reporting Limit

E = Indicates value exceeds calibration range

J = Indicates an estimated value

B = Indicates analyte found in associated method blank

N = Indicates presumptive evidence of a compound

## Report of Analysis

<b>Client Sample ID:</b> V17-0.5		<b>Date Sampled:</b> 07/15/11
<b>Lab Sample ID:</b> C17019-1		<b>Date Received:</b> 07/15/11
<b>Matrix:</b> SO - Soil		<b>Percent Solids:</b> n/a <sup>a</sup>
<b>Method:</b> SW846 8270C SW846 3550B		
<b>Project:</b> Romic Soil Investigation(Romic EPA) - 2081 Bay Road, East Palo Alto, CA		

**ABN Full List**

CAS No.	Surrogate Recoveries	Run# 1	Run# 2	Limits
367-12-4	2-Fluorophenol	82%		20-100%
4165-62-2	Phenol-d5	85%		20-100%
118-79-6	2,4,6-Tribromophenol	97%		30-100%
4165-60-0	Nitrobenzene-d5	84%		20-100%
321-60-8	2-Fluorobiphenyl	86%		20-106%
1718-51-0	Terphenyl-d14	112%		55-130%

(a) All results reported on wet weight basis.

ND = Not detected      MDL - Method Detection Limit  
 RL = Reporting Limit  
 E = Indicates value exceeds calibration range

J = Indicates an estimated value  
 B = Indicates analyte found in associated method blank  
 N = Indicates presumptive evidence of a compound

## Report of Analysis

<b>Client Sample ID:</b> V17-0.5	
<b>Lab Sample ID:</b> C17019-1	<b>Date Sampled:</b> 07/15/11
<b>Matrix:</b> SO - Soil	<b>Date Received:</b> 07/15/11
<b>Method:</b> SW846 8015B	<b>Percent Solids:</b> n/a <sup>a</sup>
<b>Project:</b> Romic Soil Investigation(Romic EPA) - 2081 Bay Road, East Palo Alto, CA	

Run #	File ID	DF	Analyzed	By	Prep Date	Prep Batch	Analytical Batch
Run #1	JK21335.D	1	07/28/11	TT	n/a	n/a	GJK883
Run #2							

Run #	Initial Weight
Run #1	5.31 g
Run #2	

**TPH Volatiles**

CAS No.	Compound	Result	RL	MDL	Units	Q
	TPH-GRO (C6-C10)	ND	0.094	0.047	mg/kg	
CAS No.	Surrogate Recoveries	Run# 1	Run# 2	Limits		
98-08-8	aaa-Trifluorotoluene	90%		60-157%		

(a) All results reported on wet weight basis.

ND = Not detected      MDL - Method Detection Limit  
 RL = Reporting Limit  
 E = Indicates value exceeds calibration range

J = Indicates an estimated value  
 B = Indicates analyte found in associated method blank  
 N = Indicates presumptive evidence of a compound

## Report of Analysis

<b>Client Sample ID:</b>	V17-0.5	<b>Date Sampled:</b>	07/15/11
<b>Lab Sample ID:</b>	C17019-1	<b>Date Received:</b>	07/15/11
<b>Matrix:</b>	SO - Soil	<b>Percent Solids:</b>	n/a <sup>a</sup>
<b>Method:</b>	SW846 8081A SW846 3545A	<b>Project:</b> Romic Soil Investigation(Romic EPA) - 2081 Bay Road, East Palo Alto, CA	

Run #	File ID	DF	Analyzed	By	Prep Date	Prep Batch	Analytical Batch
Run #1	OO22775.D	1	07/27/11	RV	07/16/11	OP4244	G00728
Run #2							

Run #	Initial Weight	Final Volume
Run #1	10.1 g	10.0 ml
Run #2		

## Pesticide PPL List

CAS No.	Compound	Result	RL	MDL	Units	Q
309-00-2	Aldrin	ND	25	9.9	ug/kg	
319-84-6	alpha-BHC	ND	25	11	ug/kg	
319-85-7	beta-BHC	ND	25	3.5	ug/kg	
319-86-8	delta-BHC	ND	25	3.5	ug/kg	
58-89-9	gamma-BHC (Lindane)	ND	25	7.4	ug/kg	
12789-03-6	Chlordane	ND	99	99	ug/kg	
60-57-1	Dieldrin	ND	25	3.0	ug/kg	
72-54-8	4,4' -DDD	ND	25	3.5	ug/kg	
72-55-9	4,4' -DDE	ND	25	3.0	ug/kg	
50-29-3	4,4' -DDT	ND	25	3.0	ug/kg	
72-20-8	Endrin	ND	25	3.0	ug/kg	
7421-93-4	Endrin aldehyde	ND	25	5.9	ug/kg	
959-98-8	Endosulfan-I	ND	25	3.5	ug/kg	
33213-65-9	Endosulfan-II	ND	25	3.5	ug/kg	
1031-07-8	Endosulfan sulfate	ND	25	7.9	ug/kg	
76-44-8	Heptachlor	ND	25	5.9	ug/kg	
1024-57-3	Heptachlor epoxide	ND	25	4.0	ug/kg	
72-43-5	Methoxychlor	ND	25	3.5	ug/kg	
8001-35-2	Toxaphene	ND	99	99	ug/kg	

CAS No.	Surrogate Recoveries	Run# 1	Run# 2	Limits
877-09-8	Tetrachloro-m-xylene	61%		35-132%
877-09-8	Tetrachloro-m-xylene	63%		35-132%
2051-24-3	Decachlorobiphenyl	84%		35-132%
2051-24-3	Decachlorobiphenyl	97%		35-132%

(a) All results reported on wet weight basis.

ND = Not detected      MDL - Method Detection Limit  
 RL = Reporting Limit  
 E = Indicates value exceeds calibration range

J = Indicates an estimated value  
 B = Indicates analyte found in associated method blank  
 N = Indicates presumptive evidence of a compound



## Report of Analysis

<b>Client Sample ID:</b> V17-0.5	
<b>Lab Sample ID:</b> C17019-1	<b>Date Sampled:</b> 07/15/11
<b>Matrix:</b> SO - Soil	<b>Date Received:</b> 07/15/11
<b>Method:</b> SW846 8082 SW846 3545A	<b>Percent Solids:</b> n/a <sup>a</sup>
<b>Project:</b> Romic Soil Investigation(Romic EPA) - 2081 Bay Road, East Palo Alto, CA	

Run #	File ID	DF	Analyzed	By	Prep Date	Prep Batch	Analytical Batch
Run #1	PP20167.D	1	07/19/11	RV	07/16/11	OP4243	GPP687
Run #2							

Run #	Initial Weight	Final Volume
Run #1	10.1 g	10.0 ml
Run #2		

### PCB List

CAS No.	Compound	Result	RL	MDL	Units	Q
12674-11-2	Aroclor 1016	ND	99	17	ug/kg	
11104-28-2	Aroclor 1221	ND	99	50	ug/kg	
11141-16-5	Aroclor 1232	ND	99	50	ug/kg	
53469-21-9	Aroclor 1242	ND	99	50	ug/kg	
12672-29-6	Aroclor 1248	ND	99	50	ug/kg	
11097-69-1	Aroclor 1254	ND	99	50	ug/kg	
11096-82-5	Aroclor 1260	ND	99	20	ug/kg	

CAS No.	Surrogate Recoveries	Run# 1	Run# 2	Limits
877-09-8	Tetrachloro-m-xylene	60%		45-108%
877-09-8	Tetrachloro-m-xylene	56%		45-108%
2051-24-3	Decachlorobiphenyl	88%		54-121%
2051-24-3	Decachlorobiphenyl	81%		54-121%

(a) All results reported on wet weight basis.

ND = Not detected      MDL - Method Detection Limit  
 RL = Reporting Limit  
 E = Indicates value exceeds calibration range

J = Indicates an estimated value  
 B = Indicates analyte found in associated method blank  
 N = Indicates presumptive evidence of a compound

## Report of Analysis

<b>Client Sample ID:</b> V17-0.5	<b>Date Sampled:</b> 07/15/11
<b>Lab Sample ID:</b> C17019-1	<b>Date Received:</b> 07/15/11
<b>Matrix:</b> SO - Soil	<b>Percent Solids:</b> n/a <sup>a</sup>
<b>Method:</b> SW846 8015B M SW846 3545A	
<b>Project:</b> Romic Soil Investigation(Romic EPA) - 2081 Bay Road, East Palo Alto, CA	

Run #	File ID	DF	Analyzed	By	Prep Date	Prep Batch	Analytical Batch
Run #1	HH15337.D	1	07/22/11	JH	07/19/11	OP4263	GHH526
Run #2							

Run #	Initial Weight	Final Volume
Run #1	10.2 g	1.0 ml
Run #2		

### TPH Extractable w/ Silica Gel Cleanup

CAS No.	Compound	Result	RL	MDL	Units	Q
	TPH (C10-C28)	ND	9.8	4.9	mg/kg	
	TPH (> C28-C40)	ND	20	9.8	mg/kg	

CAS No.	Surrogate Recoveries	Run# 1	Run# 2	Limits
630-01-3	Hexacosane	61%		45-140%

(a) All results reported on wet weight basis.

ND = Not detected      MDL - Method Detection Limit  
 RL = Reporting Limit  
 E = Indicates value exceeds calibration range

J = Indicates an estimated value  
 B = Indicates analyte found in associated method blank  
 N = Indicates presumptive evidence of a compound

## Report of Analysis

<b>Client Sample ID:</b> V17-0.5	<b>Date Sampled:</b> 07/15/11
<b>Lab Sample ID:</b> C17019-1	<b>Date Received:</b> 07/15/11
<b>Matrix:</b> SO - Soil	<b>Percent Solids:</b> n/a <sup>a</sup>
<b>Project:</b> Romic Soil Investigation(Romic EPA) - 2081 Bay Road,East Palo Alto,CA	

### Metals Analysis

Analyte	Result	RL	Units	DF	Prep	Analyzed By	Method	Prep Method
Antimony <sup>b</sup>	< 3.7	3.7	mg/kg	2	07/18/11	07/26/11 RS	SW846 6010B <sup>3</sup>	SW846 3050B <sup>4</sup>
Arsenic	< 1.9	1.9	mg/kg	1	07/18/11	07/20/11 RS	SW846 6010B <sup>1</sup>	SW846 3050B <sup>4</sup>
Barium	54.4	19	mg/kg	1	07/18/11	07/20/11 RS	SW846 6010B <sup>1</sup>	SW846 3050B <sup>4</sup>
Beryllium <sup>b</sup>	< 1.9	1.9	mg/kg	2	07/18/11	07/26/11 RS	SW846 6010B <sup>3</sup>	SW846 3050B <sup>4</sup>
Cadmium	< 0.93	0.93	mg/kg	1	07/18/11	07/20/11 RS	SW846 6010B <sup>1</sup>	SW846 3050B <sup>4</sup>
Chromium	256	0.93	mg/kg	1	07/18/11	07/20/11 RS	SW846 6010B <sup>1</sup>	SW846 3050B <sup>4</sup>
Cobalt <sup>b</sup>	34.9	1.9	mg/kg	2	07/18/11	07/26/11 RS	SW846 6010B <sup>3</sup>	SW846 3050B <sup>4</sup>
Copper <sup>b</sup>	84.7	4.6	mg/kg	2	07/18/11	07/26/11 RS	SW846 6010B <sup>3</sup>	SW846 3050B <sup>4</sup>
Lead <sup>b</sup>	< 3.7	3.7	mg/kg	2	07/18/11	07/26/11 RS	SW846 6010B <sup>3</sup>	SW846 3050B <sup>4</sup>
Mercury	< 0.039	0.039	mg/kg	1	07/21/11	07/22/11 RW	SW846 7471A <sup>2</sup>	SW846 7471A <sup>5</sup>
Molybdenum	< 1.9	1.9	mg/kg	1	07/18/11	07/20/11 RS	SW846 6010B <sup>1</sup>	SW846 3050B <sup>4</sup>
Nickel	208	0.93	mg/kg	1	07/18/11	07/20/11 RS	SW846 6010B <sup>1</sup>	SW846 3050B <sup>4</sup>
Selenium	< 1.9	1.9	mg/kg	1	07/18/11	07/20/11 RS	SW846 6010B <sup>1</sup>	SW846 3050B <sup>4</sup>
Silver <sup>b</sup>	< 19	19	mg/kg	20	07/18/11	07/26/11 RS	SW846 6010B <sup>3</sup>	SW846 3050B <sup>4</sup>
Thallium <sup>b</sup>	< 3.7	3.7	mg/kg	2	07/18/11	07/26/11 RS	SW846 6010B <sup>3</sup>	SW846 3050B <sup>4</sup>
Vanadium <sup>b</sup>	137	1.9	mg/kg	2	07/18/11	07/26/11 RS	SW846 6010B <sup>3</sup>	SW846 3050B <sup>4</sup>
Zinc	64.0	1.9	mg/kg	1	07/18/11	07/20/11 RS	SW846 6010B <sup>1</sup>	SW846 3050B <sup>4</sup>

- (1) Instrument QC Batch: MA1993
- (2) Instrument QC Batch: MA1999
- (3) Instrument QC Batch: MA2003
- (4) Prep QC Batch: MP3728
- (5) Prep QC Batch: MP3751

- (a) All results reported on wet weight basis.
- (b) Elevated reporting limit(s) due to matrix interference and/or dilution required for high interfering element.

RL = Reporting Limit

## Report of Analysis

<b>Client Sample ID:</b>	V17-3.0	<b>Date Sampled:</b>	07/15/11
<b>Lab Sample ID:</b>	C17019-2	<b>Date Received:</b>	07/15/11
<b>Matrix:</b>	SO - Soil	<b>Percent Solids:</b>	n/a
<b>Method:</b>	SW846 8260B	<b>Project:</b> Romic Soil Investigation(Romic EPA) - 2081 Bay Road,East Palo Alto,CA	

Run #	File ID	DF	Analyzed	By	Prep Date	Prep Batch	Analytical Batch
Run #1 <sup>a</sup>	3C77589.D	1	07/28/11	ANJ	n/a	n/a	N:V3C3430
Run #2							

Run #	Initial Weight
Run #1	6.4 g
Run #2	

## VOA 8260 List

CAS No.	Compound	Result	RL	MDL	Units	Q
67-64-1	Acetone	39.6	7.8	5.2	ug/kg	
71-43-2	Benzene	0.71	0.78	0.10	ug/kg	J
108-86-1	Bromobenzene	ND	3.9	0.15	ug/kg	
74-97-5	Bromochloromethane	ND	3.9	0.41	ug/kg	
75-27-4	Bromodichloromethane	ND	3.9	0.18	ug/kg	
75-25-2	Bromoform	ND	3.9	0.59	ug/kg	
74-83-9	Bromomethane	ND	3.9	0.31	ug/kg	
78-93-3	2-Butanone (MEK)	ND	7.8	3.4	ug/kg	
104-51-8	n-Butylbenzene	ND	3.9	0.18	ug/kg	
135-98-8	sec-Butylbenzene	ND	3.9	0.12	ug/kg	
98-06-6	tert-Butylbenzene	ND	3.9	0.11	ug/kg	
56-23-5	Carbon tetrachloride	ND	3.9	0.27	ug/kg	
108-90-7	Chlorobenzene	ND	3.9	0.25	ug/kg	
75-00-3	Chloroethane	ND	3.9	0.32	ug/kg	
67-66-3	Chloroform	ND	3.9	0.38	ug/kg	
74-87-3	Chloromethane	ND	3.9	0.49	ug/kg	
95-49-8	o-Chlorotoluene	ND	3.9	0.29	ug/kg	
106-43-4	p-Chlorotoluene	ND	3.9	0.16	ug/kg	
108-20-3	Di-Isopropyl ether	ND	3.9	0.099	ug/kg	
96-12-8	1,2-Dibromo-3-chloropropane	ND	7.8	1.2	ug/kg	
124-48-1	Dibromochloromethane	ND	3.9	0.13	ug/kg	
106-93-4	1,2-Dibromoethane	ND	0.78	0.19	ug/kg	
95-50-1	1,2-Dichlorobenzene	ND	3.9	0.22	ug/kg	
541-73-1	1,3-Dichlorobenzene	ND	3.9	0.15	ug/kg	
106-46-7	1,4-Dichlorobenzene	ND	3.9	0.13	ug/kg	
75-71-8	Dichlorodifluoromethane	ND	3.9	0.25	ug/kg	
75-34-3	1,1-Dichloroethane	4.5	3.9	0.17	ug/kg	
107-06-2	1,2-Dichloroethane	ND	0.78	0.14	ug/kg	
75-35-4	1,1-Dichloroethene	ND	3.9	0.48	ug/kg	
156-59-2	cis-1,2-Dichloroethene	1.2	3.9	0.25	ug/kg	J
156-60-5	trans-1,2-Dichloroethene	0.53	3.9	0.33	ug/kg	J
78-87-5	1,2-Dichloropropane	ND	3.9	0.21	ug/kg	

ND = Not detected MDL - Method Detection Limit

RL = Reporting Limit

E = Indicates value exceeds calibration range

J = Indicates an estimated value

B = Indicates analyte found in associated method blank

N = Indicates presumptive evidence of a compound

## Report of Analysis

<b>Client Sample ID:</b>	V17-3.0	<b>Date Sampled:</b>	07/15/11
<b>Lab Sample ID:</b>	C17019-2	<b>Date Received:</b>	07/15/11
<b>Matrix:</b>	SO - Soil	<b>Percent Solids:</b>	n/a
<b>Method:</b>	SW846 8260B	<b>Project:</b> Romic Soil Investigation(Romic EPA) - 2081 Bay Road,East Palo Alto,CA	

## VOA 8260 List

CAS No.	Compound	Result	RL	MDL	Units	Q
142-28-9	1,3-Dichloropropane	ND	3.9	0.29	ug/kg	
594-20-7	2,2-Dichloropropane	ND	3.9	0.13	ug/kg	
563-58-6	1,1-Dichloropropene	ND	3.9	0.16	ug/kg	
10061-01-5	cis-1,3-Dichloropropene	ND	3.9	0.12	ug/kg	
10061-02-6	trans-1,3-Dichloropropene	ND	3.9	0.26	ug/kg	
100-41-4	Ethylbenzene	ND	0.78	0.12	ug/kg	
87-68-3	Hexachlorobutadiene	ND	3.9	0.41	ug/kg	
591-78-6	2-Hexanone	ND	3.9	1.9	ug/kg	
98-82-8	Isopropylbenzene	ND	3.9	0.11	ug/kg	
99-87-6	p-Isopropyltoluene	ND	3.9	0.23	ug/kg	
1634-04-4	Methyl Tert Butyl Ether	ND	0.78	0.14	ug/kg	
108-10-1	4-Methyl-2-pentanone(MIBK)	ND	3.9	2.1	ug/kg	
74-95-3	Methylene bromide	ND	3.9	0.44	ug/kg	
75-09-2	Methylene chloride	ND	3.9	0.18	ug/kg	
91-20-3	Naphthalene	ND	3.9	0.83	ug/kg	
103-65-1	n-Propylbenzene	ND	3.9	0.27	ug/kg	
100-42-5	Styrene	ND	3.9	0.14	ug/kg	
75-65-0	Tert Butyl Alcohol	ND	20	4.5	ug/kg	
994-05-8	tert-Amyl Methyl Ether	ND	3.9	0.12	ug/kg	
637-92-3	tert-Butyl Ethyl Ether	ND	3.9	0.11	ug/kg	
630-20-6	1,1,1,2-Tetrachloroethane	ND	3.9	0.14	ug/kg	
79-34-5	1,1,2,2-Tetrachloroethane	ND	3.9	0.14	ug/kg	
127-18-4	Tetrachloroethene	ND	3.9	0.15	ug/kg	
108-88-3	Toluene	ND	0.78	0.30	ug/kg	
87-61-6	1,2,3-Trichlorobenzene	ND	3.9	0.34	ug/kg	
120-82-1	1,2,4-Trichlorobenzene	ND	3.9	0.27	ug/kg	
71-55-6	1,1,1-Trichloroethane	ND	3.9	0.19	ug/kg	
79-00-5	1,1,2-Trichloroethane	ND	3.9	0.34	ug/kg	
79-01-6	Trichloroethene	ND	3.9	0.19	ug/kg	
75-69-4	Trichlorofluoromethane	ND	3.9	0.38	ug/kg	
96-18-4	1,2,3-Trichloropropane	ND	3.9	0.84	ug/kg	
95-63-6	1,2,4-Trimethylbenzene	ND	3.9	0.88	ug/kg	
108-67-8	1,3,5-Trimethylbenzene	ND	3.9	0.099	ug/kg	
75-01-4	Vinyl chloride	8.3	3.9	0.36	ug/kg	
1330-20-7	Xylene (total)	ND	0.78	0.14	ug/kg	

CAS No.	Surrogate Recoveries	Run# 1	Run# 2	Limits
1868-53-7	Dibromofluoromethane	98%		67-131%
17060-07-0	1,2-Dichloroethane-D4	93%		66-130%

ND = Not detected MDL - Method Detection Limit

RL = Reporting Limit

E = Indicates value exceeds calibration range

J = Indicates an estimated value

B = Indicates analyte found in associated method blank

N = Indicates presumptive evidence of a compound

## Report of Analysis

<b>Client Sample ID:</b> V17-3.0		<b>Date Sampled:</b> 07/15/11
<b>Lab Sample ID:</b> C17019-2		<b>Date Received:</b> 07/15/11
<b>Matrix:</b> SO - Soil		<b>Percent Solids:</b> n/a
<b>Method:</b> SW846 8260B		
<b>Project:</b> Romic Soil Investigation(Romic EPA) - 2081 Bay Road, East Palo Alto, CA		

**VOA 8260 List**

CAS No.	Surrogate Recoveries	Run# 1	Run# 2	Limits
2037-26-5	Toluene-D8	107%		76-125%
460-00-4	4-Bromofluorobenzene	99%		53-142%

(a) Analysis performed at Accutest Laboratories, Dayton, NJ.

ND = Not detected      MDL - Method Detection Limit  
 RL = Reporting Limit  
 E = Indicates value exceeds calibration range

J = Indicates an estimated value  
 B = Indicates analyte found in associated method blank  
 N = Indicates presumptive evidence of a compound

## Report of Analysis

<b>Client Sample ID:</b>	V17-6.0	<b>Date Sampled:</b>	07/15/11
<b>Lab Sample ID:</b>	C17019-3	<b>Date Received:</b>	07/15/11
<b>Matrix:</b>	SO - Soil	<b>Percent Solids:</b>	n/a
<b>Method:</b>	SW846 8260B	<b>Project:</b> Romic Soil Investigation(Romic EPA) - 2081 Bay Road, East Palo Alto, CA	

Run #	File ID	DF	Analyzed	By	Prep Date	Prep Batch	Analytical Batch
Run #1 <sup>a</sup>	3C77590.D	1	07/28/11	ANJ	n/a	n/a	N:V3C3430
Run #2							

Run #	Initial Weight
Run #1	6.4 g
Run #2	

## VOA 8260 List

CAS No.	Compound	Result	RL	MDL	Units	Q
67-64-1	Acetone	ND	7.8	5.2	ug/kg	
71-43-2	Benzene	ND	0.78	0.10	ug/kg	
108-86-1	Bromobenzene	ND	3.9	0.15	ug/kg	
74-97-5	Bromochloromethane	ND	3.9	0.41	ug/kg	
75-27-4	Bromodichloromethane	ND	3.9	0.18	ug/kg	
75-25-2	Bromoform	ND	3.9	0.59	ug/kg	
74-83-9	Bromomethane	ND	3.9	0.31	ug/kg	
78-93-3	2-Butanone (MEK)	ND	7.8	3.4	ug/kg	
104-51-8	n-Butylbenzene	ND	3.9	0.18	ug/kg	
135-98-8	sec-Butylbenzene	ND	3.9	0.12	ug/kg	
98-06-6	tert-Butylbenzene	ND	3.9	0.11	ug/kg	
56-23-5	Carbon tetrachloride	ND	3.9	0.27	ug/kg	
108-90-7	Chlorobenzene	ND	3.9	0.25	ug/kg	
75-00-3	Chloroethane	ND	3.9	0.32	ug/kg	
67-66-3	Chloroform	ND	3.9	0.38	ug/kg	
74-87-3	Chloromethane	ND	3.9	0.49	ug/kg	
95-49-8	o-Chlorotoluene	ND	3.9	0.29	ug/kg	
106-43-4	p-Chlorotoluene	ND	3.9	0.16	ug/kg	
108-20-3	Di-Isopropyl ether	ND	3.9	0.099	ug/kg	
96-12-8	1,2-Dibromo-3-chloropropane	ND	7.8	1.2	ug/kg	
124-48-1	Dibromochloromethane	ND	3.9	0.13	ug/kg	
106-93-4	1,2-Dibromoethane	ND	0.78	0.19	ug/kg	
95-50-1	1,2-Dichlorobenzene	ND	3.9	0.22	ug/kg	
541-73-1	1,3-Dichlorobenzene	ND	3.9	0.15	ug/kg	
106-46-7	1,4-Dichlorobenzene	ND	3.9	0.13	ug/kg	
75-71-8	Dichlorodifluoromethane	ND	3.9	0.25	ug/kg	
75-34-3	1,1-Dichloroethane	1.9	3.9	0.17	ug/kg	J
107-06-2	1,2-Dichloroethane	ND	0.78	0.14	ug/kg	
75-35-4	1,1-Dichloroethene	ND	3.9	0.48	ug/kg	
156-59-2	cis-1,2-Dichloroethene	0.31	3.9	0.25	ug/kg	J
156-60-5	trans-1,2-Dichloroethene	ND	3.9	0.33	ug/kg	
78-87-5	1,2-Dichloropropane	ND	3.9	0.21	ug/kg	

ND = Not detected MDL - Method Detection Limit

RL = Reporting Limit

E = Indicates value exceeds calibration range

J = Indicates an estimated value

B = Indicates analyte found in associated method blank

N = Indicates presumptive evidence of a compound

## Report of Analysis

<b>Client Sample ID:</b>	V17-6.0	<b>Date Sampled:</b>	07/15/11
<b>Lab Sample ID:</b>	C17019-3	<b>Date Received:</b>	07/15/11
<b>Matrix:</b>	SO - Soil	<b>Percent Solids:</b>	n/a
<b>Method:</b>	SW846 8260B	<b>Project:</b> Romic Soil Investigation(Romic EPA) - 2081 Bay Road,East Palo Alto,CA	

## VOA 8260 List

CAS No.	Compound	Result	RL	MDL	Units	Q
142-28-9	1,3-Dichloropropane	ND	3.9	0.29	ug/kg	
594-20-7	2,2-Dichloropropane	ND	3.9	0.13	ug/kg	
563-58-6	1,1-Dichloropropene	ND	3.9	0.16	ug/kg	
10061-01-5	cis-1,3-Dichloropropene	ND	3.9	0.12	ug/kg	
10061-02-6	trans-1,3-Dichloropropene	ND	3.9	0.26	ug/kg	
100-41-4	Ethylbenzene	ND	0.78	0.12	ug/kg	
87-68-3	Hexachlorobutadiene	ND	3.9	0.41	ug/kg	
591-78-6	2-Hexanone	ND	3.9	1.9	ug/kg	
98-82-8	Isopropylbenzene	ND	3.9	0.11	ug/kg	
99-87-6	p-Isopropyltoluene	ND	3.9	0.23	ug/kg	
1634-04-4	Methyl Tert Butyl Ether	ND	0.78	0.14	ug/kg	
108-10-1	4-Methyl-2-pentanone(MIBK)	ND	3.9	2.1	ug/kg	
74-95-3	Methylene bromide	ND	3.9	0.44	ug/kg	
75-09-2	Methylene chloride	ND	3.9	0.18	ug/kg	
91-20-3	Naphthalene	ND	3.9	0.83	ug/kg	
103-65-1	n-Propylbenzene	ND	3.9	0.27	ug/kg	
100-42-5	Styrene	ND	3.9	0.14	ug/kg	
75-65-0	Tert Butyl Alcohol	18.6	20	4.5	ug/kg	J
994-05-8	tert-Amyl Methyl Ether	ND	3.9	0.12	ug/kg	
637-92-3	tert-Butyl Ethyl Ether	ND	3.9	0.11	ug/kg	
630-20-6	1,1,1,2-Tetrachloroethane	ND	3.9	0.14	ug/kg	
79-34-5	1,1,2,2-Tetrachloroethane	ND	3.9	0.14	ug/kg	
127-18-4	Tetrachloroethene	ND	3.9	0.15	ug/kg	
108-88-3	Toluene	ND	0.78	0.30	ug/kg	
87-61-6	1,2,3-Trichlorobenzene	ND	3.9	0.34	ug/kg	
120-82-1	1,2,4-Trichlorobenzene	ND	3.9	0.27	ug/kg	
71-55-6	1,1,1-Trichloroethane	ND	3.9	0.19	ug/kg	
79-00-5	1,1,2-Trichloroethane	ND	3.9	0.34	ug/kg	
79-01-6	Trichloroethene	ND	3.9	0.19	ug/kg	
75-69-4	Trichlorofluoromethane	ND	3.9	0.38	ug/kg	
96-18-4	1,2,3-Trichloropropane	ND	3.9	0.84	ug/kg	
95-63-6	1,2,4-Trimethylbenzene	ND	3.9	0.88	ug/kg	
108-67-8	1,3,5-Trimethylbenzene	ND	3.9	0.099	ug/kg	
75-01-4	Vinyl chloride	9.5	3.9	0.36	ug/kg	
1330-20-7	Xylene (total)	ND	0.78	0.14	ug/kg	

CAS No.	Surrogate Recoveries	Run# 1	Run# 2	Limits
1868-53-7	Dibromofluoromethane	96%		67-131%
17060-07-0	1,2-Dichloroethane-D4	92%		66-130%

ND = Not detected MDL - Method Detection Limit

RL = Reporting Limit

E = Indicates value exceeds calibration range

J = Indicates an estimated value

B = Indicates analyte found in associated method blank

N = Indicates presumptive evidence of a compound



## Report of Analysis

<b>Client Sample ID:</b>	V17-6.0	<b>Date Sampled:</b>	07/15/11
<b>Lab Sample ID:</b>	C17019-3	<b>Date Received:</b>	07/15/11
<b>Matrix:</b>	SO - Soil	<b>Percent Solids:</b>	n/a
<b>Method:</b>	SW846 8260B	<b>Project:</b> Romic Soil Investigation(Romic EPA) - 2081 Bay Road, East Palo Alto, CA	

**VOA 8260 List**

CAS No.	Surrogate Recoveries	Run# 1	Run# 2	Limits
2037-26-5	Toluene-D8	105%		76-125%
460-00-4	4-Bromofluorobenzene	103%		53-142%

(a) Analysis performed at Accutest Laboratories, Dayton, NJ.

ND = Not detected      MDL - Method Detection Limit  
 RL = Reporting Limit  
 E = Indicates value exceeds calibration range

J = Indicates an estimated value  
 B = Indicates analyte found in associated method blank  
 N = Indicates presumptive evidence of a compound

## Report of Analysis

<b>Client Sample ID:</b>	V18-0.5	<b>Date Sampled:</b>	07/15/11
<b>Lab Sample ID:</b>	C17019-4	<b>Date Received:</b>	07/15/11
<b>Matrix:</b>	SO - Soil	<b>Percent Solids:</b>	n/a
<b>Method:</b>	SW846 8260B	<b>Project:</b> Romic Soil Investigation(Romic EPA) - 2081 Bay Road,East Palo Alto,CA	

Run #	File ID	DF	Analyzed	By	Prep Date	Prep Batch	Analytical Batch
Run #1 <sup>a</sup>	3C77591.D	1	07/28/11	ANJ	n/a	n/a	N:V3C3430
Run #2							

Run #	Initial Weight
Run #1	5.8 g
Run #2	

### VOA 8260 List

CAS No.	Compound	Result	RL	MDL	Units	Q
67-64-1	Acetone	10.9	8.6	5.7	ug/kg	
71-43-2	Benzene	ND	0.86	0.11	ug/kg	
108-86-1	Bromobenzene	ND	4.3	0.17	ug/kg	
74-97-5	Bromochloromethane	ND	4.3	0.45	ug/kg	
75-27-4	Bromodichloromethane	ND	4.3	0.19	ug/kg	
75-25-2	Bromoform	ND	4.3	0.65	ug/kg	
74-83-9	Bromomethane	ND	4.3	0.34	ug/kg	
78-93-3	2-Butanone (MEK)	ND	8.6	3.7	ug/kg	
104-51-8	n-Butylbenzene	ND	4.3	0.20	ug/kg	
135-98-8	sec-Butylbenzene	ND	4.3	0.14	ug/kg	
98-06-6	tert-Butylbenzene	ND	4.3	0.12	ug/kg	
56-23-5	Carbon tetrachloride	ND	4.3	0.30	ug/kg	
108-90-7	Chlorobenzene	ND	4.3	0.28	ug/kg	
75-00-3	Chloroethane	ND	4.3	0.35	ug/kg	
67-66-3	Chloroform	ND	4.3	0.42	ug/kg	
74-87-3	Chloromethane	ND	4.3	0.54	ug/kg	
95-49-8	o-Chlorotoluene	ND	4.3	0.32	ug/kg	
106-43-4	p-Chlorotoluene	ND	4.3	0.18	ug/kg	
108-20-3	Di-Isopropyl ether	ND	4.3	0.11	ug/kg	
96-12-8	1,2-Dibromo-3-chloropropane	ND	8.6	1.3	ug/kg	
124-48-1	Dibromochloromethane	ND	4.3	0.14	ug/kg	
106-93-4	1,2-Dibromoethane	ND	0.86	0.21	ug/kg	
95-50-1	1,2-Dichlorobenzene	ND	4.3	0.24	ug/kg	
541-73-1	1,3-Dichlorobenzene	ND	4.3	0.17	ug/kg	
106-46-7	1,4-Dichlorobenzene	ND	4.3	0.15	ug/kg	
75-71-8	Dichlorodifluoromethane	ND	4.3	0.28	ug/kg	
75-34-3	1,1-Dichloroethane	0.46	4.3	0.19	ug/kg	J
107-06-2	1,2-Dichloroethane	ND	0.86	0.16	ug/kg	
75-35-4	1,1-Dichloroethene	ND	4.3	0.53	ug/kg	
156-59-2	cis-1,2-Dichloroethene	ND	4.3	0.28	ug/kg	
156-60-5	trans-1,2-Dichloroethene	ND	4.3	0.37	ug/kg	
78-87-5	1,2-Dichloropropane	ND	4.3	0.23	ug/kg	

ND = Not detected      MDL - Method Detection Limit

RL = Reporting Limit

E = Indicates value exceeds calibration range

J = Indicates an estimated value

B = Indicates analyte found in associated method blank

N = Indicates presumptive evidence of a compound

## Report of Analysis

<b>Client Sample ID:</b>	V18-0.5	<b>Date Sampled:</b>	07/15/11
<b>Lab Sample ID:</b>	C17019-4	<b>Date Received:</b>	07/15/11
<b>Matrix:</b>	SO - Soil	<b>Percent Solids:</b>	n/a
<b>Method:</b>	SW846 8260B	<b>Project:</b> Romic Soil Investigation(Romic EPA) - 2081 Bay Road,East Palo Alto,CA	

### VOA 8260 List

CAS No.	Compound	Result	RL	MDL	Units	Q
142-28-9	1,3-Dichloropropane	ND	4.3	0.32	ug/kg	
594-20-7	2,2-Dichloropropane	ND	4.3	0.15	ug/kg	
563-58-6	1,1-Dichloropropene	ND	4.3	0.18	ug/kg	
10061-01-5	cis-1,3-Dichloropropene	ND	4.3	0.13	ug/kg	
10061-02-6	trans-1,3-Dichloropropene	ND	4.3	0.29	ug/kg	
100-41-4	Ethylbenzene	ND	0.86	0.13	ug/kg	
87-68-3	Hexachlorobutadiene	ND	4.3	0.45	ug/kg	
591-78-6	2-Hexanone	ND	4.3	2.1	ug/kg	
98-82-8	Isopropylbenzene	ND	4.3	0.12	ug/kg	
99-87-6	p-Isopropyltoluene	ND	4.3	0.26	ug/kg	
1634-04-4	Methyl Tert Butyl Ether	ND	0.86	0.15	ug/kg	
108-10-1	4-Methyl-2-pentanone(MIBK)	ND	4.3	2.3	ug/kg	
74-95-3	Methylene bromide	ND	4.3	0.49	ug/kg	
75-09-2	Methylene chloride	ND	4.3	0.20	ug/kg	
91-20-3	Naphthalene	ND	4.3	0.91	ug/kg	
103-65-1	n-Propylbenzene	ND	4.3	0.30	ug/kg	
100-42-5	Styrene	ND	4.3	0.16	ug/kg	
75-65-0	Tert Butyl Alcohol	ND	22	5.0	ug/kg	
994-05-8	tert-Amyl Methyl Ether	ND	4.3	0.13	ug/kg	
637-92-3	tert-Butyl Ethyl Ether	ND	4.3	0.12	ug/kg	
630-20-6	1,1,1,2-Tetrachloroethane	ND	4.3	0.16	ug/kg	
79-34-5	1,1,2,2-Tetrachloroethane	ND	4.3	0.15	ug/kg	
127-18-4	Tetrachloroethene	ND	4.3	0.16	ug/kg	
108-88-3	Toluene	ND	0.86	0.33	ug/kg	
87-61-6	1,2,3-Trichlorobenzene	ND	4.3	0.38	ug/kg	
120-82-1	1,2,4-Trichlorobenzene	ND	4.3	0.29	ug/kg	
71-55-6	1,1,1-Trichloroethane	ND	4.3	0.21	ug/kg	
79-00-5	1,1,2-Trichloroethane	ND	4.3	0.37	ug/kg	
79-01-6	Trichloroethene	ND	4.3	0.21	ug/kg	
75-69-4	Trichlorofluoromethane	ND	4.3	0.42	ug/kg	
96-18-4	1,2,3-Trichloropropane	ND	4.3	0.92	ug/kg	
95-63-6	1,2,4-Trimethylbenzene	ND	4.3	0.97	ug/kg	
108-67-8	1,3,5-Trimethylbenzene	ND	4.3	0.11	ug/kg	
75-01-4	Vinyl chloride	ND	4.3	0.40	ug/kg	
1330-20-7	Xylene (total)	ND	0.86	0.16	ug/kg	

CAS No.	Surrogate Recoveries	Run# 1	Run# 2	Limits
1868-53-7	Dibromofluoromethane	96%		67-131%
17060-07-0	1,2-Dichloroethane-D4	93%		66-130%

ND = Not detected      MDL - Method Detection Limit  
 RL = Reporting Limit  
 E = Indicates value exceeds calibration range

J = Indicates an estimated value  
 B = Indicates analyte found in associated method blank  
 N = Indicates presumptive evidence of a compound

## Report of Analysis

<b>Client Sample ID:</b>	V18-0.5	
<b>Lab Sample ID:</b>	C17019-4	<b>Date Sampled:</b> 07/15/11
<b>Matrix:</b>	SO - Soil	<b>Date Received:</b> 07/15/11
<b>Method:</b>	SW846 8260B	<b>Percent Solids:</b> n/a
<b>Project:</b>	Romic Soil Investigation(Romic EPA) - 2081 Bay Road, East Palo Alto, CA	

### VOA 8260 List

CAS No.	Surrogate Recoveries	Run# 1	Run# 2	Limits
2037-26-5	Toluene-D8	108%		76-125%
460-00-4	4-Bromofluorobenzene	100%		53-142%

(a) Analysis performed at Accutest Laboratories, Dayton, NJ.

ND = Not detected      MDL - Method Detection Limit  
 RL = Reporting Limit  
 E = Indicates value exceeds calibration range

J = Indicates an estimated value  
 B = Indicates analyte found in associated method blank  
 N = Indicates presumptive evidence of a compound

# Report of Analysis

<b>Client Sample ID:</b>	V18-3.0	<b>Date Sampled:</b>	07/15/11
<b>Lab Sample ID:</b>	C17019-5	<b>Date Received:</b>	07/15/11
<b>Matrix:</b>	SO - Soil	<b>Percent Solids:</b>	n/a
<b>Method:</b>	SW846 8260B	<b>Project:</b> Romic Soil Investigation(Romic EPA) - 2081 Bay Road, East Palo Alto, CA	

Run #	File ID	DF	Analyzed	By	Prep Date	Prep Batch	Analytical Batch
Run #1 <sup>a</sup>	3C77592.D	1	07/28/11	ANJ	n/a	n/a	N:V3C3430
Run #2							

Run #	Initial Weight
Run #1	6.1 g
Run #2	

**VOA 8260 List**

CAS No.	Compound	Result	RL	MDL	Units	Q
67-64-1	Acetone	40.5	8.2	5.4	ug/kg	
71-43-2	Benzene	0.19	0.82	0.11	ug/kg	J
108-86-1	Bromobenzene	ND	4.1	0.16	ug/kg	
74-97-5	Bromochloromethane	ND	4.1	0.43	ug/kg	
75-27-4	Bromodichloromethane	ND	4.1	0.18	ug/kg	
75-25-2	Bromoform	ND	4.1	0.62	ug/kg	
74-83-9	Bromomethane	ND	4.1	0.32	ug/kg	
78-93-3	2-Butanone (MEK)	ND	8.2	3.5	ug/kg	
104-51-8	n-Butylbenzene	ND	4.1	0.19	ug/kg	
135-98-8	sec-Butylbenzene	ND	4.1	0.13	ug/kg	
98-06-6	tert-Butylbenzene	ND	4.1	0.11	ug/kg	
56-23-5	Carbon tetrachloride	ND	4.1	0.28	ug/kg	
108-90-7	Chlorobenzene	ND	4.1	0.26	ug/kg	
75-00-3	Chloroethane	ND	4.1	0.33	ug/kg	
67-66-3	Chloroform	ND	4.1	0.40	ug/kg	
74-87-3	Chloromethane	ND	4.1	0.51	ug/kg	
95-49-8	o-Chlorotoluene	ND	4.1	0.31	ug/kg	
106-43-4	p-Chlorotoluene	ND	4.1	0.17	ug/kg	
108-20-3	Di-Isopropyl ether	ND	4.1	0.10	ug/kg	
96-12-8	1,2-Dibromo-3-chloropropane	ND	8.2	1.2	ug/kg	
124-48-1	Dibromochloromethane	ND	4.1	0.14	ug/kg	
106-93-4	1,2-Dibromoethane	ND	0.82	0.20	ug/kg	
95-50-1	1,2-Dichlorobenzene	ND	4.1	0.23	ug/kg	
541-73-1	1,3-Dichlorobenzene	ND	4.1	0.16	ug/kg	
106-46-7	1,4-Dichlorobenzene	ND	4.1	0.14	ug/kg	
75-71-8	Dichlorodifluoromethane	ND	4.1	0.26	ug/kg	
75-34-3	1,1-Dichloroethane	1.0	4.1	0.18	ug/kg	J
107-06-2	1,2-Dichloroethane	ND	0.82	0.15	ug/kg	
75-35-4	1,1-Dichloroethene	ND	4.1	0.50	ug/kg	
156-59-2	cis-1,2-Dichloroethene	ND	4.1	0.26	ug/kg	
156-60-5	trans-1,2-Dichloroethene	ND	4.1	0.35	ug/kg	
78-87-5	1,2-Dichloropropane	ND	4.1	0.22	ug/kg	

ND = Not detected      MDL - Method Detection Limit      J = Indicates an estimated value  
 RL = Reporting Limit      B = Indicates analyte found in associated method blank  
 E = Indicates value exceeds calibration range      N = Indicates presumptive evidence of a compound

## Report of Analysis

<b>Client Sample ID:</b>	V18-3.0	<b>Date Sampled:</b>	07/15/11
<b>Lab Sample ID:</b>	C17019-5	<b>Date Received:</b>	07/15/11
<b>Matrix:</b>	SO - Soil	<b>Percent Solids:</b>	n/a
<b>Method:</b>	SW846 8260B	<b>Project:</b> Romic Soil Investigation(Romic EPA) - 2081 Bay Road,East Palo Alto,CA	

**VOA 8260 List**

CAS No.	Compound	Result	RL	MDL	Units	Q
142-28-9	1,3-Dichloropropane	ND	4.1	0.31	ug/kg	
594-20-7	2,2-Dichloropropane	ND	4.1	0.14	ug/kg	
563-58-6	1,1-Dichloropropene	ND	4.1	0.17	ug/kg	
10061-01-5	cis-1,3-Dichloropropene	ND	4.1	0.12	ug/kg	
10061-02-6	trans-1,3-Dichloropropene	ND	4.1	0.28	ug/kg	
100-41-4	Ethylbenzene	ND	0.82	0.12	ug/kg	
87-68-3	Hexachlorobutadiene	ND	4.1	0.43	ug/kg	
591-78-6	2-Hexanone	ND	4.1	2.0	ug/kg	
98-82-8	Isopropylbenzene	ND	4.1	0.11	ug/kg	
99-87-6	p-Isopropyltoluene	ND	4.1	0.24	ug/kg	
1634-04-4	Methyl Tert Butyl Ether	ND	0.82	0.15	ug/kg	
108-10-1	4-Methyl-2-pentanone(MIBK)	ND	4.1	2.2	ug/kg	
74-95-3	Methylene bromide	ND	4.1	0.47	ug/kg	
75-09-2	Methylene chloride	ND	4.1	0.19	ug/kg	
91-20-3	Naphthalene	ND	4.1	0.87	ug/kg	
103-65-1	n-Propylbenzene	ND	4.1	0.28	ug/kg	
100-42-5	Styrene	ND	4.1	0.15	ug/kg	
75-65-0	Tert Butyl Alcohol	ND	20	4.7	ug/kg	
994-05-8	tert-Amyl Methyl Ether	ND	4.1	0.12	ug/kg	
637-92-3	tert-Butyl Ethyl Ether	ND	4.1	0.11	ug/kg	
630-20-6	1,1,1,2-Tetrachloroethane	ND	4.1	0.15	ug/kg	
79-34-5	1,1,2,2-Tetrachloroethane	ND	4.1	0.15	ug/kg	
127-18-4	Tetrachloroethene	ND	4.1	0.16	ug/kg	
108-88-3	Toluene	ND	0.82	0.31	ug/kg	
87-61-6	1,2,3-Trichlorobenzene	ND	4.1	0.36	ug/kg	
120-82-1	1,2,4-Trichlorobenzene	ND	4.1	0.28	ug/kg	
71-55-6	1,1,1-Trichloroethane	ND	4.1	0.20	ug/kg	
79-00-5	1,1,2-Trichloroethane	ND	4.1	0.35	ug/kg	
79-01-6	Trichloroethene	ND	4.1	0.20	ug/kg	
75-69-4	Trichlorofluoromethane	ND	4.1	0.40	ug/kg	
96-18-4	1,2,3-Trichloropropane	ND	4.1	0.88	ug/kg	
95-63-6	1,2,4-Trimethylbenzene	ND	4.1	0.92	ug/kg	
108-67-8	1,3,5-Trimethylbenzene	ND	4.1	0.10	ug/kg	
75-01-4	Vinyl chloride	0.41	4.1	0.38	ug/kg	J
1330-20-7	Xylene (total)	ND	0.82	0.15	ug/kg	

CAS No.	Surrogate Recoveries	Run# 1	Run# 2	Limits
1868-53-7	Dibromofluoromethane	99%		67-131%
17060-07-0	1,2-Dichloroethane-D4	95%		66-130%

ND = Not detected      MDL - Method Detection Limit  
 RL = Reporting Limit  
 E = Indicates value exceeds calibration range

J = Indicates an estimated value  
 B = Indicates analyte found in associated method blank  
 N = Indicates presumptive evidence of a compound

## Report of Analysis

<b>Client Sample ID:</b>	V18-3.0	
<b>Lab Sample ID:</b>	C17019-5	<b>Date Sampled:</b> 07/15/11
<b>Matrix:</b>	SO - Soil	<b>Date Received:</b> 07/15/11
<b>Method:</b>	SW846 8260B	<b>Percent Solids:</b> n/a
<b>Project:</b>	Romic Soil Investigation(Romic EPA) - 2081 Bay Road,East Palo Alto,CA	

### VOA 8260 List

CAS No.	Surrogate Recoveries	Run# 1	Run# 2	Limits
2037-26-5	Toluene-D8	106%		76-125%
460-00-4	4-Bromofluorobenzene	100%		53-142%

(a) Analysis performed at Accutest Laboratories, Dayton, NJ.

ND = Not detected      MDL - Method Detection Limit  
 RL = Reporting Limit  
 E = Indicates value exceeds calibration range

J = Indicates an estimated value  
 B = Indicates analyte found in associated method blank  
 N = Indicates presumptive evidence of a compound

## Report of Analysis

<b>Client Sample ID:</b>	V18-6.0	<b>Date Sampled:</b>	07/15/11
<b>Lab Sample ID:</b>	C17019-6	<b>Date Received:</b>	07/15/11
<b>Matrix:</b>	SO - Soil	<b>Percent Solids:</b>	n/a
<b>Method:</b>	SW846 8260B	<b>Project:</b> Romic Soil Investigation(Romic EPA) - 2081 Bay Road, East Palo Alto, CA	

Run #	File ID	DF	Analyzed	By	Prep Date	Prep Batch	Analytical Batch
Run #1 <sup>a</sup>	3C77607.D	1	07/29/11	ANJ	n/a	n/a	N:V3C3431
Run #2							

Run #	Initial Weight
Run #1	8.9 g
Run #2	

## VOA 8260 List

CAS No.	Compound	Result	RL	MDL	Units	Q
67-64-1	Acetone	11.2	5.6	3.7	ug/kg	
71-43-2	Benzene	ND	0.56	0.075	ug/kg	
108-86-1	Bromobenzene	ND	2.8	0.11	ug/kg	
74-97-5	Bromochloromethane	ND	2.8	0.29	ug/kg	
75-27-4	Bromodichloromethane	ND	2.8	0.13	ug/kg	
75-25-2	Bromoform	ND	2.8	0.42	ug/kg	
74-83-9	Bromomethane	ND	2.8	0.22	ug/kg	
78-93-3	2-Butanone (MEK)	ND	5.6	2.4	ug/kg	
104-51-8	n-Butylbenzene	ND	2.8	0.13	ug/kg	
135-98-8	sec-Butylbenzene	ND	2.8	0.089	ug/kg	
98-06-6	tert-Butylbenzene	ND	2.8	0.078	ug/kg	
56-23-5	Carbon tetrachloride	ND	2.8	0.19	ug/kg	
108-90-7	Chlorobenzene	ND	2.8	0.18	ug/kg	
75-00-3	Chloroethane	ND	2.8	0.23	ug/kg	
67-66-3	Chloroform	ND	2.8	0.27	ug/kg	
74-87-3	Chloromethane	ND	2.8	0.35	ug/kg	
95-49-8	o-Chlorotoluene	ND	2.8	0.21	ug/kg	
106-43-4	p-Chlorotoluene	ND	2.8	0.12	ug/kg	
108-20-3	Di-Isopropyl ether	ND	2.8	0.071	ug/kg	
96-12-8	1,2-Dibromo-3-chloropropane	ND	5.6	0.85	ug/kg	
124-48-1	Dibromochloromethane	ND	2.8	0.094	ug/kg	
106-93-4	1,2-Dibromoethane	ND	0.56	0.13	ug/kg	
95-50-1	1,2-Dichlorobenzene	ND	2.8	0.16	ug/kg	
541-73-1	1,3-Dichlorobenzene	ND	2.8	0.11	ug/kg	
106-46-7	1,4-Dichlorobenzene	ND	2.8	0.096	ug/kg	
75-71-8	Dichlorodifluoromethane	ND	2.8	0.18	ug/kg	
75-34-3	1,1-Dichloroethane	ND	2.8	0.12	ug/kg	
107-06-2	1,2-Dichloroethane	ND	0.56	0.10	ug/kg	
75-35-4	1,1-Dichloroethene	ND	2.8	0.34	ug/kg	
156-59-2	cis-1,2-Dichloroethene	ND	2.8	0.18	ug/kg	
156-60-5	trans-1,2-Dichloroethene	ND	2.8	0.24	ug/kg	
78-87-5	1,2-Dichloropropane	ND	2.8	0.15	ug/kg	

ND = Not detected MDL - Method Detection Limit

RL = Reporting Limit

E = Indicates value exceeds calibration range

J = Indicates an estimated value

B = Indicates analyte found in associated method blank

N = Indicates presumptive evidence of a compound



## Report of Analysis

<b>Client Sample ID:</b>	V18-6.0	<b>Date Sampled:</b>	07/15/11
<b>Lab Sample ID:</b>	C17019-6	<b>Date Received:</b>	07/15/11
<b>Matrix:</b>	SO - Soil	<b>Percent Solids:</b>	n/a
<b>Method:</b>	SW846 8260B	<b>Project:</b> Romic Soil Investigation(Romic EPA) - 2081 Bay Road,East Palo Alto,CA	

## VOA 8260 List

CAS No.	Compound	Result	RL	MDL	Units	Q
142-28-9	1,3-Dichloropropane	ND	2.8	0.21	ug/kg	
594-20-7	2,2-Dichloropropane	ND	2.8	0.097	ug/kg	
563-58-6	1,1-Dichloropropene	ND	2.8	0.12	ug/kg	
10061-01-5	cis-1,3-Dichloropropene	ND	2.8	0.085	ug/kg	
10061-02-6	trans-1,3-Dichloropropene	ND	2.8	0.19	ug/kg	
100-41-4	Ethylbenzene	ND	0.56	0.083	ug/kg	
87-68-3	Hexachlorobutadiene	ND	2.8	0.29	ug/kg	
591-78-6	2-Hexanone	ND	2.8	1.4	ug/kg	
98-82-8	Isopropylbenzene	ND	2.8	0.077	ug/kg	
99-87-6	p-Isopropyltoluene	ND	2.8	0.17	ug/kg	
1634-04-4	Methyl Tert Butyl Ether	0.20	0.56	0.10	ug/kg	J
108-10-1	4-Methyl-2-pentanone(MIBK)	ND	2.8	1.5	ug/kg	
74-95-3	Methylene bromide	ND	2.8	0.32	ug/kg	
75-09-2	Methylene chloride	ND	2.8	0.13	ug/kg	
91-20-3	Naphthalene	ND	2.8	0.60	ug/kg	
103-65-1	n-Propylbenzene	ND	2.8	0.19	ug/kg	
100-42-5	Styrene	ND	2.8	0.10	ug/kg	
75-65-0	Tert Butyl Alcohol	ND	14	3.2	ug/kg	
994-05-8	tert-Amyl Methyl Ether	ND	2.8	0.084	ug/kg	
637-92-3	tert-Butyl Ethyl Ether	ND	2.8	0.079	ug/kg	
630-20-6	1,1,1,2-Tetrachloroethane	ND	2.8	0.10	ug/kg	
79-34-5	1,1,2,2-Tetrachloroethane	ND	2.8	0.10	ug/kg	
127-18-4	Tetrachloroethene	ND	2.8	0.11	ug/kg	
108-88-3	Toluene	ND	0.56	0.21	ug/kg	
87-61-6	1,2,3-Trichlorobenzene	ND	2.8	0.25	ug/kg	
120-82-1	1,2,4-Trichlorobenzene	ND	2.8	0.19	ug/kg	
71-55-6	1,1,1-Trichloroethane	ND	2.8	0.14	ug/kg	
79-00-5	1,1,2-Trichloroethane	ND	2.8	0.24	ug/kg	
79-01-6	Trichloroethene	ND	2.8	0.14	ug/kg	
75-69-4	Trichlorofluoromethane	ND	2.8	0.27	ug/kg	
96-18-4	1,2,3-Trichloropropane	ND	2.8	0.60	ug/kg	
95-63-6	1,2,4-Trimethylbenzene	ND	2.8	0.63	ug/kg	
108-67-8	1,3,5-Trimethylbenzene	ND	2.8	0.071	ug/kg	
75-01-4	Vinyl chloride	ND	2.8	0.26	ug/kg	
1330-20-7	Xylene (total)	ND	0.56	0.10	ug/kg	

CAS No.	Surrogate Recoveries	Run# 1	Run# 2	Limits
1868-53-7	Dibromofluoromethane	98%		67-131%
17060-07-0	1,2-Dichloroethane-D4	95%		66-130%

ND = Not detected MDL - Method Detection Limit

RL = Reporting Limit

E = Indicates value exceeds calibration range

J = Indicates an estimated value

B = Indicates analyte found in associated method blank

N = Indicates presumptive evidence of a compound

## Report of Analysis

<b>Client Sample ID:</b>	V18-6.0	<b>Date Sampled:</b>	07/15/11
<b>Lab Sample ID:</b>	C17019-6	<b>Date Received:</b>	07/15/11
<b>Matrix:</b>	SO - Soil	<b>Percent Solids:</b>	n/a
<b>Method:</b>	SW846 8260B	<b>Project:</b> Romic Soil Investigation(Romic EPA) - 2081 Bay Road,East Palo Alto,CA	

### VOA 8260 List

CAS No.	Surrogate Recoveries	Run# 1	Run# 2	Limits
2037-26-5	Toluene-D8	105%		76-125%
460-00-4	4-Bromofluorobenzene	98%		53-142%

(a) Analysis performed at Accutest Laboratories, Dayton, NJ.

ND = Not detected      MDL - Method Detection Limit  
 RL = Reporting Limit  
 E = Indicates value exceeds calibration range

J = Indicates an estimated value  
 B = Indicates analyte found in associated method blank  
 N = Indicates presumptive evidence of a compound

## Report of Analysis

<b>Client Sample ID:</b>	S19-4.3	<b>Date Sampled:</b>	07/15/11
<b>Lab Sample ID:</b>	C17019-7	<b>Date Received:</b>	07/15/11
<b>Matrix:</b>	SO - Soil	<b>Percent Solids:</b>	n/a
<b>Method:</b>	SW846 8260B	<b>Project:</b> Romic Soil Investigation(Romic EPA) - 2081 Bay Road, East Palo Alto, CA	

Run #	File ID	DF	Analyzed	By	Prep Date	Prep Batch	Analytical Batch
Run #1 <sup>a</sup>	3A95298.D	1	07/29/11	ANJ	n/a	n/a	N:V3A4090
Run #2							

Run #	Initial Weight	Final Volume	Methanol Aliquot
Run #1	6.5 g	5.0 ml	100 ul
Run #2			

## VOA 8260 List

CAS No.	Compound	Result	RL	MDL	Units	Q
67-64-1	Acetone	ND	380	250	ug/kg	
71-43-2	Benzene	207	38	5.1	ug/kg	
108-86-1	Bromobenzene	ND	190	7.5	ug/kg	
74-97-5	Bromochloromethane	ND	190	20	ug/kg	
75-27-4	Bromodichloromethane	ND	190	8.6	ug/kg	
75-25-2	Bromoform	ND	190	29	ug/kg	
74-83-9	Bromomethane	ND	190	15	ug/kg	
78-93-3	2-Butanone (MEK)	ND	380	170	ug/kg	
104-51-8	n-Butylbenzene	ND	190	9.0	ug/kg	
135-98-8	sec-Butylbenzene	ND	190	6.1	ug/kg	
98-06-6	tert-Butylbenzene	ND	190	5.3	ug/kg	
56-23-5	Carbon tetrachloride	ND	190	13	ug/kg	
108-90-7	Chlorobenzene	26.0	190	12	ug/kg	J
75-00-3	Chloroethane	ND	190	16	ug/kg	
67-66-3	Chloroform	ND	190	19	ug/kg	
74-87-3	Chloromethane	ND	190	24	ug/kg	
95-49-8	o-Chlorotoluene	ND	190	14	ug/kg	
106-43-4	p-Chlorotoluene	ND	190	8.0	ug/kg	
108-20-3	Di-Isopropyl ether	ND	190	4.9	ug/kg	
96-12-8	1,2-Dibromo-3-chloropropane	ND	380	58	ug/kg	
124-48-1	Dibromochloromethane	ND	190	6.5	ug/kg	
106-93-4	1,2-Dibromoethane	ND	38	9.2	ug/kg	
95-50-1	1,2-Dichlorobenzene	ND	190	11	ug/kg	
541-73-1	1,3-Dichlorobenzene	ND	190	7.4	ug/kg	
106-46-7	1,4-Dichlorobenzene	ND	190	6.5	ug/kg	
75-71-8	Dichlorodifluoromethane	ND	190	12	ug/kg	
75-34-3	1,1-Dichloroethane	ND	190	8.4	ug/kg	
107-06-2	1,2-Dichloroethane	ND	38	7.0	ug/kg	
75-35-4	1,1-Dichloroethene	ND	190	24	ug/kg	
156-59-2	cis-1,2-Dichloroethene	ND	190	12	ug/kg	
156-60-5	trans-1,2-Dichloroethene	ND	190	16	ug/kg	
78-87-5	1,2-Dichloropropane	ND	190	10	ug/kg	

ND = Not detected MDL - Method Detection Limit

RL = Reporting Limit

E = Indicates value exceeds calibration range

J = Indicates an estimated value

B = Indicates analyte found in associated method blank

N = Indicates presumptive evidence of a compound

## Report of Analysis

<b>Client Sample ID:</b>	S19-4.3	<b>Date Sampled:</b>	07/15/11
<b>Lab Sample ID:</b>	C17019-7	<b>Date Received:</b>	07/15/11
<b>Matrix:</b>	SO - Soil	<b>Percent Solids:</b>	n/a
<b>Method:</b>	SW846 8260B	<b>Project:</b> Romic Soil Investigation(Romic EPA) - 2081 Bay Road,East Palo Alto,CA	

## VOA 8260 List

CAS No.	Compound	Result	RL	MDL	Units	Q
142-28-9	1,3-Dichloropropane	ND	190	14	ug/kg	
594-20-7	2,2-Dichloropropane	ND	190	6.6	ug/kg	
563-58-6	1,1-Dichloropropene	ND	190	8.0	ug/kg	
10061-01-5	cis-1,3-Dichloropropene	ND	190	5.8	ug/kg	
10061-02-6	trans-1,3-Dichloropropene	ND	190	13	ug/kg	
100-41-4	Ethylbenzene	911	38	5.7	ug/kg	
87-68-3	Hexachlorobutadiene	ND	190	20	ug/kg	
591-78-6	2-Hexanone	ND	190	95	ug/kg	
98-82-8	Isopropylbenzene	18.8	190	5.3	ug/kg	J
99-87-6	p-Isopropyltoluene	18.6	190	11	ug/kg	J
1634-04-4	Methyl Tert Butyl Ether	ND	38	6.9	ug/kg	
108-10-1	4-Methyl-2-pentanone(MIBK)	ND	190	100	ug/kg	
74-95-3	Methylene bromide	ND	190	22	ug/kg	
75-09-2	Methylene chloride	ND	190	8.8	ug/kg	
91-20-3	Naphthalene	120	190	41	ug/kg	J
103-65-1	n-Propylbenzene	ND	190	13	ug/kg	
100-42-5	Styrene	ND	190	7.1	ug/kg	
75-65-0	Tert Butyl Alcohol	ND	960	220	ug/kg	
994-05-8	tert-Amyl Methyl Ether	ND	190	5.7	ug/kg	
637-92-3	tert-Butyl Ethyl Ether	ND	190	5.4	ug/kg	
630-20-6	1,1,1,2-Tetrachloroethane	ND	190	7.1	ug/kg	
79-34-5	1,1,2,2-Tetrachloroethane	ND	190	6.9	ug/kg	
127-18-4	Tetrachloroethene	ND	190	7.3	ug/kg	
108-88-3	Toluene	117	38	15	ug/kg	
87-61-6	1,2,3-Trichlorobenzene	ND	190	17	ug/kg	
120-82-1	1,2,4-Trichlorobenzene	ND	190	13	ug/kg	
71-55-6	1,1,1-Trichloroethane	ND	190	9.3	ug/kg	
79-00-5	1,1,2-Trichloroethane	ND	190	17	ug/kg	
79-01-6	Trichloroethene	ND	190	9.5	ug/kg	
75-69-4	Trichlorofluoromethane	ND	190	19	ug/kg	
96-18-4	1,2,3-Trichloropropane	ND	190	41	ug/kg	
95-63-6	1,2,4-Trimethylbenzene	650	190	43	ug/kg	
108-67-8	1,3,5-Trimethylbenzene	137	190	4.9	ug/kg	J
75-01-4	Vinyl chloride	ND	190	18	ug/kg	
1330-20-7	Xylene (total)	3590	38	7.1	ug/kg	

CAS No.	Surrogate Recoveries	Run# 1	Run# 2	Limits
1868-53-7	Dibromofluoromethane	98%		67-131%
17060-07-0	1,2-Dichloroethane-D4	97%		66-130%

ND = Not detected MDL - Method Detection Limit

RL = Reporting Limit

E = Indicates value exceeds calibration range

J = Indicates an estimated value

B = Indicates analyte found in associated method blank

N = Indicates presumptive evidence of a compound

## Report of Analysis

<b>Client Sample ID:</b> S19-4.3	
<b>Lab Sample ID:</b> C17019-7	<b>Date Sampled:</b> 07/15/11
<b>Matrix:</b> SO - Soil	<b>Date Received:</b> 07/15/11
<b>Method:</b> SW846 8260B	<b>Percent Solids:</b> n/a
<b>Project:</b> Romic Soil Investigation(Romic EPA) - 2081 Bay Road, East Palo Alto, CA	

**VOA 8260 List**

CAS No.	Surrogate Recoveries	Run# 1	Run# 2	Limits
2037-26-5	Toluene-D8	100%		76-125%
460-00-4	4-Bromofluorobenzene	95%		53-142%

(a) Diluted due to high concentration of non-target compound. Analysis performed at Accutest Laboratories, Dayton, NJ.

ND = Not detected      MDL - Method Detection Limit  
 RL = Reporting Limit  
 E = Indicates value exceeds calibration range

J = Indicates an estimated value  
 B = Indicates analyte found in associated method blank  
 N = Indicates presumptive evidence of a compound

## Report of Analysis

<b>Client Sample ID:</b>	S19-7.3	<b>Date Sampled:</b>	07/15/11
<b>Lab Sample ID:</b>	C17019-8	<b>Date Received:</b>	07/15/11
<b>Matrix:</b>	SO - Soil	<b>Percent Solids:</b>	n/a
<b>Method:</b>	SW846 8260B	<b>Project:</b> Romic Soil Investigation(Romic EPA) - 2081 Bay Road, East Palo Alto, CA	

Run #	File ID	DF	Analyzed	By	Prep Date	Prep Batch	Analytical Batch
Run #1 <sup>a</sup>	E180657.D	1	07/29/11	ANJ	n/a	n/a	N:VE7958
Run #2							

Run #	Initial Weight	Final Volume	Methanol Aliquot
Run #1	6.9 g	5.0 ml	1.0 ul
Run #2			

## VOA 8260 List

CAS No.	Compound	Result	RL	MDL	Units	Q
67-64-1	Acetone	ND	36000	24000	ug/kg	
71-43-2	Benzene	7010	3600	480	ug/kg	
108-86-1	Bromobenzene	ND	18000	710	ug/kg	
74-97-5	Bromochloromethane	ND	18000	1900	ug/kg	
75-27-4	Bromodichloromethane	ND	18000	810	ug/kg	
75-25-2	Bromoform	ND	18000	2700	ug/kg	
74-83-9	Bromomethane	ND	18000	1400	ug/kg	
78-93-3	2-Butanone (MEK)	23700	36000	16000	ug/kg	J
104-51-8	n-Butylbenzene	15100	18000	850	ug/kg	J
135-98-8	sec-Butylbenzene	8600	18000	580	ug/kg	J
98-06-6	tert-Butylbenzene	ND	18000	500	ug/kg	
56-23-5	Carbon tetrachloride	ND	18000	1300	ug/kg	
108-90-7	Chlorobenzene	3660	18000	1200	ug/kg	J
75-00-3	Chloroethane	ND	18000	1500	ug/kg	
67-66-3	Chloroform	ND	18000	1800	ug/kg	
74-87-3	Chloromethane	ND	18000	2300	ug/kg	
95-49-8	o-Chlorotoluene	ND	18000	1400	ug/kg	
106-43-4	p-Chlorotoluene	ND	18000	760	ug/kg	
108-20-3	Di-Isopropyl ether	ND	18000	460	ug/kg	
96-12-8	1,2-Dibromo-3-chloropropane	ND	36000	5500	ug/kg	
124-48-1	Dibromochloromethane	ND	18000	610	ug/kg	
106-93-4	1,2-Dibromoethane	ND	3600	860	ug/kg	
95-50-1	1,2-Dichlorobenzene	5820	18000	1000	ug/kg	J
541-73-1	1,3-Dichlorobenzene	ND	18000	700	ug/kg	
106-46-7	1,4-Dichlorobenzene	1310	18000	620	ug/kg	J
75-71-8	Dichlorodifluoromethane	ND	18000	1200	ug/kg	
75-34-3	1,1-Dichloroethane	3970	18000	790	ug/kg	J
107-06-2	1,2-Dichloroethane	ND	3600	660	ug/kg	
75-35-4	1,1-Dichloroethene	ND	18000	2200	ug/kg	
156-59-2	cis-1,2-Dichloroethene	465000	18000	1200	ug/kg	
156-60-5	trans-1,2-Dichloroethene	ND	18000	1500	ug/kg	
78-87-5	1,2-Dichloropropane	ND	18000	960	ug/kg	

ND = Not detected MDL - Method Detection Limit

RL = Reporting Limit

E = Indicates value exceeds calibration range

J = Indicates an estimated value

B = Indicates analyte found in associated method blank

N = Indicates presumptive evidence of a compound

## Report of Analysis

<b>Client Sample ID:</b>	S19-7.3	<b>Date Sampled:</b>	07/15/11
<b>Lab Sample ID:</b>	C17019-8	<b>Date Received:</b>	07/15/11
<b>Matrix:</b>	SO - Soil	<b>Percent Solids:</b>	n/a
<b>Method:</b>	SW846 8260B	<b>Project:</b> Romic Soil Investigation(Romic EPA) - 2081 Bay Road,East Palo Alto,CA	

### VOA 8260 List

CAS No.	Compound	Result	RL	MDL	Units	Q
142-28-9	1,3-Dichloropropane	ND	18000	1400	ug/kg	
594-20-7	2,2-Dichloropropane	ND	18000	620	ug/kg	
563-58-6	1,1-Dichloropropene	ND	18000	760	ug/kg	
10061-01-5	cis-1,3-Dichloropropene	ND	18000	550	ug/kg	
10061-02-6	trans-1,3-Dichloropropene	ND	18000	1200	ug/kg	
100-41-4	Ethylbenzene	250000	3600	540	ug/kg	
87-68-3	Hexachlorobutadiene	ND	18000	1900	ug/kg	
591-78-6	2-Hexanone	ND	18000	9000	ug/kg	
98-82-8	Isopropylbenzene	17200	18000	500	ug/kg	J
99-87-6	p-Isopropyltoluene	10700	18000	1100	ug/kg	J
1634-04-4	Methyl Tert Butyl Ether	ND	3600	650	ug/kg	
108-10-1	4-Methyl-2-pentanone(MIBK)	50400	18000	9500	ug/kg	
74-95-3	Methylene bromide	ND	18000	2100	ug/kg	
75-09-2	Methylene chloride	ND	18000	830	ug/kg	
91-20-3	Naphthalene	15800	18000	3800	ug/kg	J
103-65-1	n-Propylbenzene	49300	18000	1300	ug/kg	
100-42-5	Styrene	ND	18000	670	ug/kg	
75-65-0	Tert Butyl Alcohol	ND	91000	21000	ug/kg	
994-05-8	tert-Amyl Methyl Ether	ND	18000	540	ug/kg	
637-92-3	tert-Butyl Ethyl Ether	ND	18000	510	ug/kg	
630-20-6	1,1,1,2-Tetrachloroethane	ND	18000	670	ug/kg	
79-34-5	1,1,2,2-Tetrachloroethane	ND	18000	650	ug/kg	
127-18-4	Tetrachloroethene	3470	18000	690	ug/kg	J
108-88-3	Toluene	559000	3600	1400	ug/kg	
87-61-6	1,2,3-Trichlorobenzene	ND	18000	1600	ug/kg	
120-82-1	1,2,4-Trichlorobenzene	ND	18000	1200	ug/kg	
71-55-6	1,1,1-Trichloroethane	3820	18000	870	ug/kg	J
79-00-5	1,1,2-Trichloroethane	ND	18000	1600	ug/kg	
79-01-6	Trichloroethene	2670	18000	890	ug/kg	J
75-69-4	Trichlorofluoromethane	ND	18000	1700	ug/kg	
96-18-4	1,2,3-Trichloropropane	ND	18000	3900	ug/kg	
95-63-6	1,2,4-Trimethylbenzene	236000	18000	4100	ug/kg	
108-67-8	1,3,5-Trimethylbenzene	82900	18000	460	ug/kg	
75-01-4	Vinyl chloride	ND	18000	1700	ug/kg	
1330-20-7	Xylene (total)	1160000	3600	670	ug/kg	

CAS No.	Surrogate Recoveries	Run# 1	Run# 2	Limits
1868-53-7	Dibromofluoromethane	92%		67-131%
17060-07-0	1,2-Dichloroethane-D4	97%		66-130%

ND = Not detected      MDL - Method Detection Limit  
 RL = Reporting Limit  
 E = Indicates value exceeds calibration range

J = Indicates an estimated value  
 B = Indicates analyte found in associated method blank  
 N = Indicates presumptive evidence of a compound

## Report of Analysis

<b>Client Sample ID:</b>	S19-7.3	
<b>Lab Sample ID:</b>	C17019-8	<b>Date Sampled:</b> 07/15/11
<b>Matrix:</b>	SO - Soil	<b>Date Received:</b> 07/15/11
<b>Method:</b>	SW846 8260B	<b>Percent Solids:</b> n/a
<b>Project:</b>	Romic Soil Investigation(Romic EPA) - 2081 Bay Road, East Palo Alto, CA	

### VOA 8260 List

CAS No.	Surrogate Recoveries	Run# 1	Run# 2	Limits
2037-26-5	Toluene-D8	92%		76-125%
460-00-4	4-Bromofluorobenzene	88%		53-142%

(a) Analysis performed at Accutest Laboratories, Dayton, NJ.

ND = Not detected      MDL - Method Detection Limit  
 RL = Reporting Limit  
 E = Indicates value exceeds calibration range

J = Indicates an estimated value  
 B = Indicates analyte found in associated method blank  
 N = Indicates presumptive evidence of a compound



## Report of Analysis

<b>Client Sample ID:</b>	S20-1.7	<b>Date Sampled:</b>	07/15/11
<b>Lab Sample ID:</b>	C17019-9	<b>Date Received:</b>	07/15/11
<b>Matrix:</b>	SO - Soil	<b>Percent Solids:</b>	n/a <sup>a</sup>
<b>Method:</b>	SW846 8260B	<b>Project:</b> Romc Soil Investigation(Romc EPA) - 2081 Bay Road, East Palo Alto, CA	

	File ID	DF	Analyzed	By	Prep Date	Prep Batch	Analytical Batch
Run #1 <sup>b</sup>	3A95300.D	1	07/29/11	ANJ	n/a	n/a	N:V3A4090
Run #2 <sup>b</sup>	3A95303.D	1	07/29/11	ANJ	n/a	n/a	N:V3A4090

	Initial Weight	Final Volume	Methanol Aliquot
Run #1	5.5 g	5.0 ml	10.0 ul
Run #2	5.5 g	5.0 ml	1.0 ul

## VOA 8260 List

CAS No.	Compound	Result	RL	MDL	Units	Q
67-64-1	Acetone	85300 <sup>c</sup>	45000	30000	ug/kg	
71-43-2	Benzene	640	450	60	ug/kg	
108-86-1	Bromobenzene	ND	2300	89	ug/kg	
74-97-5	Bromochloromethane	ND	2300	240	ug/kg	
75-27-4	Bromodichloromethane	ND	2300	100	ug/kg	
75-25-2	Bromoform	ND	2300	340	ug/kg	
74-83-9	Bromomethane	ND	2300	180	ug/kg	
78-93-3	2-Butanone (MEK)	175000 <sup>c</sup>	45000	20000	ug/kg	
104-51-8	n-Butylbenzene	ND	2300	110	ug/kg	
135-98-8	sec-Butylbenzene	ND	2300	72	ug/kg	
98-06-6	tert-Butylbenzene	ND	2300	63	ug/kg	
56-23-5	Carbon tetrachloride	ND	2300	160	ug/kg	
108-90-7	Chlorobenzene	290	2300	150	ug/kg	J
75-00-3	Chloroethane	ND	2300	190	ug/kg	
67-66-3	Chloroform	ND	2300	220	ug/kg	
74-87-3	Chloromethane	ND	2300	280	ug/kg	
95-49-8	o-Chlorotoluene	ND	2300	170	ug/kg	
106-43-4	p-Chlorotoluene	ND	2300	95	ug/kg	
108-20-3	Di-Isopropyl ether	ND	2300	58	ug/kg	
96-12-8	1,2-Dibromo-3-chloropropane	ND	4500	690	ug/kg	
124-48-1	Dibromochloromethane	ND	2300	76	ug/kg	
106-93-4	1,2-Dibromoethane	ND	450	110	ug/kg	
95-50-1	1,2-Dichlorobenzene	ND	2300	130	ug/kg	
541-73-1	1,3-Dichlorobenzene	ND	2300	87	ug/kg	
106-46-7	1,4-Dichlorobenzene	ND	2300	77	ug/kg	
75-71-8	Dichlorodifluoromethane	ND	2300	150	ug/kg	
75-34-3	1,1-Dichloroethane	423	2300	99	ug/kg	J
107-06-2	1,2-Dichloroethane	244	450	83	ug/kg	J
75-35-4	1,1-Dichloroethene	ND	2300	280	ug/kg	
156-59-2	cis-1,2-Dichloroethene	45700	2300	150	ug/kg	
156-60-5	trans-1,2-Dichloroethene	ND	2300	190	ug/kg	
78-87-5	1,2-Dichloropropane	ND	2300	120	ug/kg	

ND = Not detected MDL - Method Detection Limit

RL = Reporting Limit

E = Indicates value exceeds calibration range

J = Indicates an estimated value

B = Indicates analyte found in associated method blank

N = Indicates presumptive evidence of a compound

## Report of Analysis

<b>Client Sample ID:</b>	S20-1.7	<b>Date Sampled:</b>	07/15/11
<b>Lab Sample ID:</b>	C17019-9	<b>Date Received:</b>	07/15/11
<b>Matrix:</b>	SO - Soil	<b>Percent Solids:</b>	n/a <sup>a</sup>
<b>Method:</b>	SW846 8260B	<b>Project:</b> Romic Soil Investigation(Romic EPA) - 2081 Bay Road,East Palo Alto,CA	

## VOA 8260 List

CAS No.	Compound	Result	RL	MDL	Units	Q
142-28-9	1,3-Dichloropropane	ND	2300	170	ug/kg	
594-20-7	2,2-Dichloropropane	ND	2300	78	ug/kg	
563-58-6	1,1-Dichloropropene	ND	2300	95	ug/kg	
10061-01-5	cis-1,3-Dichloropropene	ND	2300	69	ug/kg	
10061-02-6	trans-1,3-Dichloropropene	ND	2300	150	ug/kg	
100-41-4	Ethylbenzene	29800	450	67	ug/kg	
87-68-3	Hexachlorobutadiene	ND	2300	240	ug/kg	
591-78-6	2-Hexanone	ND	2300	1100	ug/kg	
98-82-8	Isopropylbenzene	815	2300	62	ug/kg	J
99-87-6	p-Isopropyltoluene	338	2300	130	ug/kg	J
1634-04-4	Methyl Tert Butyl Ether	ND	450	81	ug/kg	
108-10-1	4-Methyl-2-pentanone(MIBK)	108000 <sup>c</sup>	23000	12000	ug/kg	
74-95-3	Methylene bromide	ND	2300	260	ug/kg	
75-09-2	Methylene chloride	ND	2300	100	ug/kg	
91-20-3	Naphthalene	1200	2300	480	ug/kg	J
103-65-1	n-Propylbenzene	1920	2300	160	ug/kg	J
100-42-5	Styrene	ND	2300	84	ug/kg	
75-65-0	Tert Butyl Alcohol	ND	11000	2600	ug/kg	
994-05-8	tert-Amyl Methyl Ether	ND	2300	68	ug/kg	
637-92-3	tert-Butyl Ethyl Ether	ND	2300	64	ug/kg	
630-20-6	1,1,1,2-Tetrachloroethane	ND	2300	84	ug/kg	
79-34-5	1,1,2,2-Tetrachloroethane	ND	2300	81	ug/kg	
127-18-4	Tetrachloroethene	ND	2300	87	ug/kg	
108-88-3	Toluene	71400	450	170	ug/kg	
87-61-6	1,2,3-Trichlorobenzene	ND	2300	200	ug/kg	
120-82-1	1,2,4-Trichlorobenzene	ND	2300	150	ug/kg	
71-55-6	1,1,1-Trichloroethane	ND	2300	110	ug/kg	
79-00-5	1,1,2-Trichloroethane	ND	2300	200	ug/kg	
79-01-6	Trichloroethene	ND	2300	110	ug/kg	
75-69-4	Trichlorofluoromethane	ND	2300	220	ug/kg	
96-18-4	1,2,3-Trichloropropane	ND	2300	490	ug/kg	
95-63-6	1,2,4-Trimethylbenzene	11100	2300	510	ug/kg	
108-67-8	1,3,5-Trimethylbenzene	3550	2300	58	ug/kg	
75-01-4	Vinyl chloride	2370	2300	210	ug/kg	
1330-20-7	Xylene (total)	123000	450	84	ug/kg	

CAS No.	Surrogate Recoveries	Run# 1	Run# 2	Limits
1868-53-7	Dibromofluoromethane	100%	98%	67-131%
17060-07-0	1,2-Dichloroethane-D4	98%	93%	66-130%

ND = Not detected MDL - Method Detection Limit

RL = Reporting Limit

E = Indicates value exceeds calibration range

J = Indicates an estimated value

B = Indicates analyte found in associated method blank

N = Indicates presumptive evidence of a compound

## Report of Analysis

<b>Client Sample ID:</b> S20-1.7	
<b>Lab Sample ID:</b> C17019-9	<b>Date Sampled:</b> 07/15/11
<b>Matrix:</b> SO - Soil	<b>Date Received:</b> 07/15/11
<b>Method:</b> SW846 8260B	<b>Percent Solids:</b> n/a <sup>a</sup>
<b>Project:</b> Romic Soil Investigation(Romic EPA) - 2081 Bay Road, East Palo Alto, CA	

### VOA 8260 List

CAS No.	Surrogate Recoveries	Run# 1	Run# 2	Limits
2037-26-5	Toluene-D8	97%	97%	76-125%
460-00-4	4-Bromofluorobenzene	96%	95%	53-142%

- (a) All results reported on wet weight basis.
- (b) Analysis performed at Accutest Laboratories, Dayton, NJ.
- (c) Result is from Run# 2

ND = Not detected      MDL - Method Detection Limit  
 RL = Reporting Limit  
 E = Indicates value exceeds calibration range

J = Indicates an estimated value  
 B = Indicates analyte found in associated method blank  
 N = Indicates presumptive evidence of a compound

## Report of Analysis

<b>Client Sample ID:</b>	S20-1.7	<b>Date Sampled:</b>	07/15/11
<b>Lab Sample ID:</b>	C17019-9	<b>Date Received:</b>	07/15/11
<b>Matrix:</b>	SO - Soil	<b>Percent Solids:</b>	n/a <sup>a</sup>
<b>Method:</b>	SW846 8270C SW846 3550B	<b>Project:</b> Romic Soil Investigation(Romic EPA) - 2081 Bay Road, East Palo Alto, CA	

Run #1	File ID	DF	Analyzed	By	Prep Date	Prep Batch	Analytical Batch
Run #1	Y8882.D	1	07/19/11	MT	07/18/11	OP4247	EY424
Run #2							

Run #1	Initial Weight	Final Volume
Run #1	10.3 g	1.0 ml
Run #2		

## ABN Full List

CAS No.	Compound	Result	RL	MDL	Units	Q
65-85-0	Benzoic acid	ND	970	860	ug/kg	
95-57-8	2-Chlorophenol	ND	970	660	ug/kg	
59-50-7	4-Chloro-3-methyl phenol	ND	490	410	ug/kg	
120-83-2	2,4-Dichlorophenol	ND	490	140	ug/kg	
105-67-9	2,4-Dimethylphenol	ND	490	150	ug/kg	
51-28-5	2,4-Dinitrophenol	ND	2400	830	ug/kg	
534-52-1	4,6-Dinitro-o-cresol	ND	1900	1000	ug/kg	
95-48-7	2-Methylphenol	212	490	170	ug/kg	J
	3&4-Methylphenol	1300	490	150	ug/kg	
88-75-5	2-Nitrophenol	ND	490	130	ug/kg	
100-02-7	4-Nitrophenol	ND	1900	1200	ug/kg	
87-86-5	Pentachlorophenol	ND	490	410	ug/kg	
108-95-2	Phenol	ND	1900	1300	ug/kg	
95-95-4	2,4,5-Trichlorophenol	ND	490	120	ug/kg	
88-06-2	2,4,6-Trichlorophenol	ND	490	160	ug/kg	
83-32-9	Acenaphthene	ND	970	490	ug/kg	
208-96-8	Acenaphthylene	ND	490	190	ug/kg	
62-53-3	Aniline	ND	490	140	ug/kg	
120-12-7	Anthracene	ND	490	97	ug/kg	
103-33-3	Azobenzene	ND	490	170	ug/kg	
92-87-5	Benzidine	ND	2400	710	ug/kg	
56-55-3	Benzo(a)anthracene	ND	490	68	ug/kg	
50-32-8	Benzo(a)pyrene	ND	490	87	ug/kg	
205-99-2	Benzo(b)fluoranthene	ND	490	58	ug/kg	
191-24-2	Benzo(g,h,i)perylene	ND	490	150	ug/kg	
207-08-9	Benzo(k)fluoranthene	ND	490	120	ug/kg	
101-55-3	4-Bromophenyl phenyl ether	ND	490	150	ug/kg	
85-68-7	Butyl benzyl phthalate	ND	490	110	ug/kg	
100-51-6	Benzyl Alcohol	ND	970	160	ug/kg	
91-58-7	2-Chloronaphthalene	ND	490	170	ug/kg	
106-47-8	4-Chloroaniline	ND	490	140	ug/kg	
86-74-8	Carbazole	ND	490	78	ug/kg	

ND = Not detected MDL - Method Detection Limit

RL = Reporting Limit

E = Indicates value exceeds calibration range

J = Indicates an estimated value

B = Indicates analyte found in associated method blank

N = Indicates presumptive evidence of a compound

## Report of Analysis

<b>Client Sample ID:</b>	S20-1.7	<b>Date Sampled:</b>	07/15/11
<b>Lab Sample ID:</b>	C17019-9	<b>Date Received:</b>	07/15/11
<b>Matrix:</b>	SO - Soil	<b>Percent Solids:</b>	n/a <sup>a</sup>
<b>Method:</b>	SW846 8270C SW846 3550B	<b>Project:</b> Romic Soil Investigation(Romic EPA) - 2081 Bay Road,East Palo Alto,CA	

## ABN Full List

CAS No.	Compound	Result	RL	MDL	Units	Q
218-01-9	Chrysene	ND	490	97	ug/kg	
111-91-1	bis(2-Chloroethoxy)methane	ND	490	170	ug/kg	
111-44-4	bis(2-Chloroethyl)ether	ND	490	220	ug/kg	
108-60-1	bis(2-Chloroisopropyl)ether	ND	490	260	ug/kg	
7005-72-3	4-Chlorophenyl phenyl ether	ND	490	180	ug/kg	
95-50-1	1,2-Dichlorobenzene	ND	490	160	ug/kg	
541-73-1	1,3-Dichlorobenzene	ND	490	150	ug/kg	
106-46-7	1,4-Dichlorobenzene	ND	490	410	ug/kg	
121-14-2	2,4-Dinitrotoluene	ND	490	450	ug/kg	
606-20-2	2,6-Dinitrotoluene	ND	970	310	ug/kg	
91-94-1	3,3' -Dichlorobenzidine	ND	2400	140	ug/kg	
53-70-3	Dibenzo(a,h)anthracene	ND	490	130	ug/kg	
132-64-9	Dibenzofuran	ND	490	160	ug/kg	
122-39-4	Diphenylamine	ND	490	120	ug/kg	
84-74-2	Di-n-butyl phthalate	ND	490	97	ug/kg	
117-84-0	Di-n-octyl phthalate	ND	490	130	ug/kg	
84-66-2	Diethyl phthalate	ND	490	170	ug/kg	
131-11-3	Dimethyl phthalate	ND	490	170	ug/kg	
117-81-7	bis(2-Ethylhexyl)phthalate	239	490	210	ug/kg	J
206-44-0	Fluoranthene	ND	490	97	ug/kg	
86-73-7	Fluorene	ND	490	170	ug/kg	
118-74-1	Hexachlorobenzene	ND	490	130	ug/kg	
87-68-3	Hexachlorobutadiene	ND	490	180	ug/kg	
77-47-4	Hexachlorocyclopentadiene	ND	490	140	ug/kg	
67-72-1	Hexachloroethane	ND	490	160	ug/kg	
193-39-5	Indeno(1,2,3-cd)pyrene	ND	490	140	ug/kg	
78-59-1	Isophorone	ND	490	170	ug/kg	
90-12-0	1-Methylnaphthalene	260	490	160	ug/kg	J
91-57-6	2-Methylnaphthalene	401	490	160	ug/kg	J
88-74-4	2-Nitroaniline	ND	490	120	ug/kg	
99-09-2	3-Nitroaniline	ND	490	120	ug/kg	
100-01-6	4-Nitroaniline	ND	490	290	ug/kg	
91-20-3	Naphthalene	402	490	170	ug/kg	J
98-95-3	Nitrobenzene	ND	490	160	ug/kg	
62-75-9	N-Nitrosodimethylamine	ND	4900	2100	ug/kg	
621-64-7	N-Nitroso-di-n-propylamine	ND	970	530	ug/kg	
85-01-8	Phenanthrene	ND	490	110	ug/kg	
129-00-0	Pyrene	ND	970	660	ug/kg	
110-86-1	Pyridine	ND	1900	210	ug/kg	
120-82-1	1,2,4-Trichlorobenzene	ND	490	330	ug/kg	

ND = Not detected MDL - Method Detection Limit

RL = Reporting Limit

E = Indicates value exceeds calibration range

J = Indicates an estimated value

B = Indicates analyte found in associated method blank

N = Indicates presumptive evidence of a compound

## Report of Analysis

<b>Client Sample ID:</b>	S20-1.7	<b>Date Sampled:</b>	07/15/11
<b>Lab Sample ID:</b>	C17019-9	<b>Date Received:</b>	07/15/11
<b>Matrix:</b>	SO - Soil	<b>Percent Solids:</b>	n/a <sup>a</sup>
<b>Method:</b>	SW846 8270C SW846 3550B	<b>Project:</b> Romic Soil Investigation(Romic EPA) - 2081 Bay Road, East Palo Alto, CA	

## ABN Full List

CAS No.	Surrogate Recoveries	Run# 1	Run# 2	Limits
367-12-4	2-Fluorophenol	77%		20-100%
4165-62-2	Phenol-d5	80%		20-100%
118-79-6	2,4,6-Tribromophenol	104% <sup>b</sup>		30-100%
4165-60-0	Nitrobenzene-d5	77%		20-100%
321-60-8	2-Fluorobiphenyl	78%		20-106%
1718-51-0	Terphenyl-d14	104%		55-130%

(a) All results reported on wet weight basis.

(b) Surrogate was outside control limit(high bias).

ND = Not detected      MDL - Method Detection Limit  
 RL = Reporting Limit  
 E = Indicates value exceeds calibration range

J = Indicates an estimated value  
 B = Indicates analyte found in associated method blank  
 N = Indicates presumptive evidence of a compound

## Report of Analysis

<b>Client Sample ID:</b> S20-1.7		<b>Date Sampled:</b> 07/15/11
<b>Lab Sample ID:</b> C17019-9		<b>Date Received:</b> 07/15/11
<b>Matrix:</b> SO - Soil		<b>Percent Solids:</b> n/a <sup>a</sup>
<b>Method:</b> SW846 8015B		
<b>Project:</b> Romic Soil Investigation(Romic EPA) - 2081 Bay Road, East Palo Alto, CA		

Run #	File ID	DF	Analyzed	By	Prep Date	Prep Batch	Analytical Batch
Run #1	JK21336.D	1	07/28/11	TT	n/a	n/a	GJK883
Run #2							

Run #	Initial Weight
Run #1	5.28 g
Run #2	

**TPH Volatiles**

CAS No.	Compound	Result	RL	MDL	Units	Q
	TPH-GRO (C6-C10)	0.608	0.095	0.047	mg/kg	
CAS No.	Surrogate Recoveries	Run# 1	Run# 2	Limits		
98-08-8	aaa-Trifluorotoluene	92%		60-157%		

(a) All results reported on wet weight basis.

ND = Not detected      MDL - Method Detection Limit  
 RL = Reporting Limit  
 E = Indicates value exceeds calibration range

J = Indicates an estimated value  
 B = Indicates analyte found in associated method blank  
 N = Indicates presumptive evidence of a compound

## Report of Analysis

<b>Client Sample ID:</b>	S20-1.7	<b>Date Sampled:</b>	07/15/11
<b>Lab Sample ID:</b>	C17019-9	<b>Date Received:</b>	07/15/11
<b>Matrix:</b>	SO - Soil	<b>Percent Solids:</b>	n/a <sup>a</sup>
<b>Method:</b>	SW846 8081A SW846 3545A	<b>Project:</b> Romic Soil Investigation(Romic EPA) - 2081 Bay Road, East Palo Alto, CA	

Run #1	File ID	DF	Analyzed	By	Prep Date	Prep Batch	Analytical Batch
Run #1	OO22858.D	1	07/28/11	RV	07/27/11	OP4315	G00730
Run #2							

Run #1	Initial Weight	Final Volume
Run #1	10.1 g	10.0 ml
Run #2		

## Pesticide PPL List

CAS No.	Compound	Result	RL	MDL	Units	Q
309-00-2	Aldrin	ND	25	9.9	ug/kg	
319-84-6	alpha-BHC	ND	25	11	ug/kg	
319-85-7	beta-BHC	ND	25	3.5	ug/kg	
319-86-8	delta-BHC	ND	25	3.5	ug/kg	
58-89-9	gamma-BHC (Lindane)	ND	25	7.4	ug/kg	
12789-03-6	Chlordane	ND	99	99	ug/kg	
60-57-1	Dieldrin	ND	25	3.0	ug/kg	
72-54-8	4,4' -DDD	ND	25	3.5	ug/kg	
72-55-9	4,4' -DDE	ND	25	3.0	ug/kg	
50-29-3	4,4' -DDT	ND	25	3.0	ug/kg	
72-20-8	Endrin	ND	25	3.0	ug/kg	
7421-93-4	Endrin aldehyde	ND	25	5.9	ug/kg	
959-98-8	Endosulfan-I	ND	25	3.5	ug/kg	
33213-65-9	Endosulfan-II	ND	25	3.5	ug/kg	
1031-07-8	Endosulfan sulfate	ND	25	7.9	ug/kg	
76-44-8	Heptachlor	ND	25	5.9	ug/kg	
1024-57-3	Heptachlor epoxide	ND	25	4.0	ug/kg	
72-43-5	Methoxychlor	ND	25	3.5	ug/kg	
8001-35-2	Toxaphene	ND	99	99	ug/kg	

CAS No.	Surrogate Recoveries	Run# 1	Run# 2	Limits
877-09-8	Tetrachloro-m-xylene	50%		35-132%
877-09-8	Tetrachloro-m-xylene	50%		35-132%
2051-24-3	Decachlorobiphenyl	80%		35-132%
2051-24-3	Decachlorobiphenyl	95%		35-132%

(a) All results reported on wet weight basis.

ND = Not detected      MDL - Method Detection Limit  
 RL = Reporting Limit  
 E = Indicates value exceeds calibration range

J = Indicates an estimated value  
 B = Indicates analyte found in associated method blank  
 N = Indicates presumptive evidence of a compound



## Report of Analysis

<b>Client Sample ID:</b> S20-1.7		<b>Date Sampled:</b> 07/15/11
<b>Lab Sample ID:</b> C17019-9		<b>Date Received:</b> 07/15/11
<b>Matrix:</b> SO - Soil		<b>Percent Solids:</b> n/a <sup>a</sup>
<b>Method:</b> SW846 8082 SW846 3545A		
<b>Project:</b> Romic Soil Investigation(Romic EPA) - 2081 Bay Road, East Palo Alto, CA		

Run #1	File ID	DF	Analyzed	By	Prep Date	Prep Batch	Analytical Batch
Run #1	PP20203.D	1	07/20/11	RV	07/19/11	OP4257	GPP687
Run #2							

Run #1	Initial Weight	Final Volume
Run #1	10.3 g	10.0 ml
Run #2		

**PCB List**

CAS No.	Compound	Result	RL	MDL	Units	Q
12674-11-2	Aroclor 1016	ND	97	17	ug/kg	
11104-28-2	Aroclor 1221	ND	97	49	ug/kg	
11141-16-5	Aroclor 1232	ND	97	49	ug/kg	
53469-21-9	Aroclor 1242	ND	97	49	ug/kg	
12672-29-6	Aroclor 1248	ND	97	49	ug/kg	
11097-69-1	Aroclor 1254	ND	97	49	ug/kg	
11096-82-5	Aroclor 1260	ND	97	19	ug/kg	

CAS No.	Surrogate Recoveries	Run# 1	Run# 2	Limits
877-09-8	Tetrachloro-m-xylene	49%		45-108%
877-09-8	Tetrachloro-m-xylene	39% <sup>b</sup>		45-108%
2051-24-3	Decachlorobiphenyl	94%		54-121%
2051-24-3	Decachlorobiphenyl	82%		54-121%

- (a) All results reported on wet weight basis.
- (b) Outside control limits due to matrix interference.

---

ND = Not detected      MDL - Method Detection Limit      J = Indicates an estimated value  
 RL = Reporting Limit      B = Indicates analyte found in associated method blank  
 E = Indicates value exceeds calibration range      N = Indicates presumptive evidence of a compound

## Report of Analysis

<b>Client Sample ID:</b> S20-1.7		<b>Date Sampled:</b> 07/15/11
<b>Lab Sample ID:</b> C17019-9		<b>Date Received:</b> 07/15/11
<b>Matrix:</b> SO - Soil		<b>Percent Solids:</b> n/a <sup>a</sup>
<b>Method:</b> SW846 8015B M SW846 3545A		
<b>Project:</b> Romic Soil Investigation(Romic EPA) - 2081 Bay Road, East Palo Alto, CA		

Run #	File ID	DF	Analyzed	By	Prep Date	Prep Batch	Analytical Batch
Run #1	HH15338.D	1	07/22/11	JH	07/19/11	OP4263	GHH526
Run #2							

Run #	Initial Weight	Final Volume
Run #1	10.0 g	1.0 ml
Run #2		

**TPH Extractable w/ Silica Gel Cleanup**

CAS No.	Compound	Result	RL	MDL	Units	Q
	TPH (C10-C28)	97.5	10	5.0	mg/kg	
	TPH (> C28-C40)	16.9	20	10	mg/kg	J

CAS No.	Surrogate Recoveries	Run# 1	Run# 2	Limits
630-01-3	Hexacosane	52%		45-140%

(a) All results reported on wet weight basis.

ND = Not detected      MDL - Method Detection Limit  
 RL = Reporting Limit

J = Indicates an estimated value  
 B = Indicates analyte found in associated method blank  
 N = Indicates presumptive evidence of a compound

## Report of Analysis

<b>Client Sample ID:</b> S20-1.7	<b>Date Sampled:</b> 07/15/11
<b>Lab Sample ID:</b> C17019-9	<b>Date Received:</b> 07/15/11
<b>Matrix:</b> SO - Soil	<b>Percent Solids:</b> n/a <sup>a</sup>
<b>Project:</b> Romc Soil Investigation(Romc EPA) - 2081 Bay Road,East Palo Alto,CA	

## Metals Analysis

Analyte	Result	RL	Units	DF	Prep	Analyzed By	Method	Prep Method
Antimony	< 1.9	1.9	mg/kg	1	07/18/11	07/20/11 RS	SW846 6010B <sup>1</sup>	SW846 3050B <sup>3</sup>
Arsenic	3.7	1.9	mg/kg	1	07/18/11	07/20/11 RS	SW846 6010B <sup>1</sup>	SW846 3050B <sup>3</sup>
Barium	84.4	19	mg/kg	1	07/18/11	07/20/11 RS	SW846 6010B <sup>1</sup>	SW846 3050B <sup>3</sup>
Beryllium	< 0.93	0.93	mg/kg	1	07/18/11	07/20/11 RS	SW846 6010B <sup>1</sup>	SW846 3050B <sup>3</sup>
Cadmium	< 0.93	0.93	mg/kg	1	07/18/11	07/20/11 RS	SW846 6010B <sup>1</sup>	SW846 3050B <sup>3</sup>
Chromium	33.3	0.93	mg/kg	1	07/18/11	07/20/11 RS	SW846 6010B <sup>1</sup>	SW846 3050B <sup>3</sup>
Cobalt	10.2	0.93	mg/kg	1	07/18/11	07/20/11 RS	SW846 6010B <sup>1</sup>	SW846 3050B <sup>3</sup>
Copper	25.0	2.3	mg/kg	1	07/18/11	07/20/11 RS	SW846 6010B <sup>1</sup>	SW846 3050B <sup>3</sup>
Lead	8.3	1.9	mg/kg	1	07/18/11	07/20/11 RS	SW846 6010B <sup>1</sup>	SW846 3050B <sup>3</sup>
Mercury	0.037	0.037	mg/kg	1	07/21/11	07/22/11 RW	SW846 7471A <sup>2</sup>	SW846 7471A <sup>4</sup>
Molybdenum	< 1.9	1.9	mg/kg	1	07/18/11	07/20/11 RS	SW846 6010B <sup>1</sup>	SW846 3050B <sup>3</sup>
Nickel	29.7	0.93	mg/kg	1	07/18/11	07/20/11 RS	SW846 6010B <sup>1</sup>	SW846 3050B <sup>3</sup>
Selenium	< 1.9	1.9	mg/kg	1	07/18/11	07/20/11 RS	SW846 6010B <sup>1</sup>	SW846 3050B <sup>3</sup>
Silver	< 0.93	0.93	mg/kg	1	07/18/11	07/20/11 RS	SW846 6010B <sup>1</sup>	SW846 3050B <sup>3</sup>
Thallium <sup>b</sup>	< 5.7	5.7	mg/kg	1	07/18/11	07/20/11 RS	SW846 6010B <sup>1</sup>	SW846 3050B <sup>3</sup>
Vanadium	53.5	0.93	mg/kg	1	07/18/11	07/20/11 RS	SW846 6010B <sup>1</sup>	SW846 3050B <sup>3</sup>
Zinc	55.7	1.9	mg/kg	1	07/18/11	07/20/11 RS	SW846 6010B <sup>1</sup>	SW846 3050B <sup>3</sup>

(1) Instrument QC Batch: MA1993

(2) Instrument QC Batch: MA1999

(3) Prep QC Batch: MP3728

(4) Prep QC Batch: MP3751

(a) All results reported on wet weight basis.

(b) Elevated reporting limit(s) due to matrix interference.

RL = Reporting Limit

## Report of Analysis

<b>Client Sample ID:</b>	S20-4.2	<b>Date Sampled:</b>	07/15/11
<b>Lab Sample ID:</b>	C17019-10	<b>Date Received:</b>	07/15/11
<b>Matrix:</b>	SO - Soil	<b>Percent Solids:</b>	n/a
<b>Method:</b>	SW846 8260B	<b>Project:</b> Romc Soil Investigation(Romc EPA) - 2081 Bay Road,East Palo Alto,CA	

Run #	File ID	DF	Analyzed	By	Prep Date	Prep Batch	Analytical Batch
Run #1 <sup>a</sup>	E180658.D	1	07/29/11	ANJ	n/a	n/a	N:VE7958
Run #2							

Run #	Initial Weight	Final Volume	Methanol Aliquot
Run #1	6.9 g	5.0 ml	1.0 ul
Run #2			

## VOA 8260 List

CAS No.	Compound	Result	RL	MDL	Units	Q
67-64-1	Acetone	ND	36000	24000	ug/kg	
71-43-2	Benzene	3840	3600	480	ug/kg	
108-86-1	Bromobenzene	ND	18000	710	ug/kg	
74-97-5	Bromochloromethane	ND	18000	1900	ug/kg	
75-27-4	Bromodichloromethane	ND	18000	810	ug/kg	
75-25-2	Bromoform	ND	18000	2700	ug/kg	
74-83-9	Bromomethane	ND	18000	1400	ug/kg	
78-93-3	2-Butanone (MEK)	58700	36000	16000	ug/kg	
104-51-8	n-Butylbenzene	14100	18000	850	ug/kg	J
135-98-8	sec-Butylbenzene	9040	18000	580	ug/kg	J
98-06-6	tert-Butylbenzene	ND	18000	500	ug/kg	
56-23-5	Carbon tetrachloride	ND	18000	1300	ug/kg	
108-90-7	Chlorobenzene	2340	18000	1200	ug/kg	J
75-00-3	Chloroethane	ND	18000	1500	ug/kg	
67-66-3	Chloroform	ND	18000	1800	ug/kg	
74-87-3	Chloromethane	ND	18000	2300	ug/kg	
95-49-8	o-Chlorotoluene	ND	18000	1400	ug/kg	
106-43-4	p-Chlorotoluene	ND	18000	760	ug/kg	
108-20-3	Di-Isopropyl ether	ND	18000	460	ug/kg	
96-12-8	1,2-Dibromo-3-chloropropane	ND	36000	5500	ug/kg	
124-48-1	Dibromochloromethane	ND	18000	610	ug/kg	
106-93-4	1,2-Dibromoethane	ND	3600	860	ug/kg	
95-50-1	1,2-Dichlorobenzene	3730	18000	1000	ug/kg	J
541-73-1	1,3-Dichlorobenzene	ND	18000	700	ug/kg	
106-46-7	1,4-Dichlorobenzene	ND	18000	620	ug/kg	
75-71-8	Dichlorodifluoromethane	ND	18000	1200	ug/kg	
75-34-3	1,1-Dichloroethane	ND	18000	790	ug/kg	
107-06-2	1,2-Dichloroethane	ND	3600	660	ug/kg	
75-35-4	1,1-Dichloroethene	ND	18000	2200	ug/kg	
156-59-2	cis-1,2-Dichloroethene	51800	18000	1200	ug/kg	
156-60-5	trans-1,2-Dichloroethene	ND	18000	1500	ug/kg	
78-87-5	1,2-Dichloropropane	ND	18000	960	ug/kg	

ND = Not detected MDL - Method Detection Limit

RL = Reporting Limit

E = Indicates value exceeds calibration range

J = Indicates an estimated value

B = Indicates analyte found in associated method blank

N = Indicates presumptive evidence of a compound

## Report of Analysis

<b>Client Sample ID:</b>	S20-4.2	<b>Date Sampled:</b>	07/15/11
<b>Lab Sample ID:</b>	C17019-10	<b>Date Received:</b>	07/15/11
<b>Matrix:</b>	SO - Soil	<b>Percent Solids:</b>	n/a
<b>Method:</b>	SW846 8260B	<b>Project:</b> Romic Soil Investigation(Romic EPA) - 2081 Bay Road,East Palo Alto,CA	

## VOA 8260 List

CAS No.	Compound	Result	RL	MDL	Units	Q
142-28-9	1,3-Dichloropropane	ND	18000	1400	ug/kg	
594-20-7	2,2-Dichloropropane	ND	18000	620	ug/kg	
563-58-6	1,1-Dichloropropene	ND	18000	760	ug/kg	
10061-01-5	cis-1,3-Dichloropropene	ND	18000	550	ug/kg	
10061-02-6	trans-1,3-Dichloropropene	ND	18000	1200	ug/kg	
100-41-4	Ethylbenzene	244000	3600	540	ug/kg	
87-68-3	Hexachlorobutadiene	ND	18000	1900	ug/kg	
591-78-6	2-Hexanone	ND	18000	9000	ug/kg	
98-82-8	Isopropylbenzene	15900	18000	500	ug/kg	J
99-87-6	p-Isopropyltoluene	11700	18000	1100	ug/kg	J
1634-04-4	Methyl Tert Butyl Ether	ND	3600	650	ug/kg	
108-10-1	4-Methyl-2-pentanone(MIBK)	72300	18000	9500	ug/kg	
74-95-3	Methylene bromide	ND	18000	2100	ug/kg	
75-09-2	Methylene chloride	ND	18000	830	ug/kg	
91-20-3	Naphthalene	16100	18000	3800	ug/kg	J
103-65-1	n-Propylbenzene	47200	18000	1300	ug/kg	
100-42-5	Styrene	ND	18000	670	ug/kg	
75-65-0	Tert Butyl Alcohol	ND	91000	21000	ug/kg	
994-05-8	tert-Amyl Methyl Ether	ND	18000	540	ug/kg	
637-92-3	tert-Butyl Ethyl Ether	ND	18000	510	ug/kg	
630-20-6	1,1,1,2-Tetrachloroethane	ND	18000	670	ug/kg	
79-34-5	1,1,2,2-Tetrachloroethane	ND	18000	650	ug/kg	
127-18-4	Tetrachloroethene	ND	18000	690	ug/kg	
108-88-3	Toluene	467000	3600	1400	ug/kg	
87-61-6	1,2,3-Trichlorobenzene	ND	18000	1600	ug/kg	
120-82-1	1,2,4-Trichlorobenzene	ND	18000	1200	ug/kg	
71-55-6	1,1,1-Trichloroethane	ND	18000	870	ug/kg	
79-00-5	1,1,2-Trichloroethane	ND	18000	1600	ug/kg	
79-01-6	Trichloroethene	ND	18000	890	ug/kg	
75-69-4	Trichlorofluoromethane	ND	18000	1700	ug/kg	
96-18-4	1,2,3-Trichloropropane	ND	18000	3900	ug/kg	
95-63-6	1,2,4-Trimethylbenzene	254000	18000	4100	ug/kg	
108-67-8	1,3,5-Trimethylbenzene	85800	18000	460	ug/kg	
75-01-4	Vinyl chloride	ND	18000	1700	ug/kg	
1330-20-7	Xylene (total)	1130000	3600	670	ug/kg	

CAS No.	Surrogate Recoveries	Run# 1	Run# 2	Limits
1868-53-7	Dibromofluoromethane	92%		67-131%
17060-07-0	1,2-Dichloroethane-D4	96%		66-130%

ND = Not detected MDL - Method Detection Limit

RL = Reporting Limit

E = Indicates value exceeds calibration range

J = Indicates an estimated value

B = Indicates analyte found in associated method blank

N = Indicates presumptive evidence of a compound

## Report of Analysis

<b>Client Sample ID:</b> S20-4.2		<b>Date Sampled:</b> 07/15/11
<b>Lab Sample ID:</b> C17019-10		<b>Date Received:</b> 07/15/11
<b>Matrix:</b> SO - Soil		<b>Percent Solids:</b> n/a
<b>Method:</b> SW846 8260B		
<b>Project:</b> Romic Soil Investigation(Romic EPA) - 2081 Bay Road, East Palo Alto, CA		

### VOA 8260 List

CAS No.	Surrogate Recoveries	Run# 1	Run# 2	Limits
2037-26-5	Toluene-D8	93%		76-125%
460-00-4	4-Bromofluorobenzene	88%		53-142%

(a) Analysis performed at Accutest Laboratories, Dayton, NJ.

ND = Not detected      MDL - Method Detection Limit  
 RL = Reporting Limit  
 E = Indicates value exceeds calibration range

J = Indicates an estimated value  
 B = Indicates analyte found in associated method blank  
 N = Indicates presumptive evidence of a compound

## Report of Analysis

<b>Client Sample ID:</b>	S20-7.2	<b>Date Sampled:</b>	07/15/11
<b>Lab Sample ID:</b>	C17019-11	<b>Date Received:</b>	07/15/11
<b>Matrix:</b>	SO - Soil	<b>Percent Solids:</b>	n/a
<b>Method:</b>	SW846 8260B	<b>Project:</b> Romic Soil Investigation(Romic EPA) - 2081 Bay Road, East Palo Alto, CA	

Run #	File ID	DF	Analyzed	By	Prep Date	Prep Batch	Analytical Batch
Run #1 <sup>a</sup>	3A95299.D	1	07/29/11	ANJ	n/a	n/a	N:V3A4090
Run #2							

Run #	Initial Weight	Final Volume	Methanol Aliquot
Run #1	6.6 g	5.0 ml	100 ul
Run #2			

## VOA 8260 List

CAS No.	Compound	Result	RL	MDL	Units	Q
67-64-1	Acetone	ND	380	250	ug/kg	
71-43-2	Benzene	173	38	5.0	ug/kg	
108-86-1	Bromobenzene	ND	190	7.4	ug/kg	
74-97-5	Bromochloromethane	ND	190	20	ug/kg	
75-27-4	Bromodichloromethane	ND	190	8.5	ug/kg	
75-25-2	Bromoform	ND	190	29	ug/kg	
74-83-9	Bromomethane	ND	190	15	ug/kg	
78-93-3	2-Butanone (MEK)	ND	380	160	ug/kg	
104-51-8	n-Butylbenzene	ND	190	8.9	ug/kg	
135-98-8	sec-Butylbenzene	8.2	190	6.0	ug/kg	J
98-06-6	tert-Butylbenzene	ND	190	5.2	ug/kg	
56-23-5	Carbon tetrachloride	ND	190	13	ug/kg	
108-90-7	Chlorobenzene	40.3	190	12	ug/kg	J
75-00-3	Chloroethane	ND	190	15	ug/kg	
67-66-3	Chloroform	ND	190	18	ug/kg	
74-87-3	Chloromethane	ND	190	24	ug/kg	
95-49-8	o-Chlorotoluene	ND	190	14	ug/kg	
106-43-4	p-Chlorotoluene	ND	190	7.9	ug/kg	
108-20-3	Di-Isopropyl ether	ND	190	4.8	ug/kg	
96-12-8	1,2-Dibromo-3-chloropropane	ND	380	57	ug/kg	
124-48-1	Dibromochloromethane	ND	190	6.4	ug/kg	
106-93-4	1,2-Dibromoethane	ND	38	9.0	ug/kg	
95-50-1	1,2-Dichlorobenzene	ND	190	10	ug/kg	
541-73-1	1,3-Dichlorobenzene	ND	190	7.3	ug/kg	
106-46-7	1,4-Dichlorobenzene	ND	190	6.4	ug/kg	
75-71-8	Dichlorodifluoromethane	ND	190	12	ug/kg	
75-34-3	1,1-Dichloroethane	ND	190	8.3	ug/kg	
107-06-2	1,2-Dichloroethane	ND	38	6.9	ug/kg	
75-35-4	1,1-Dichloroethene	ND	190	23	ug/kg	
156-59-2	cis-1,2-Dichloroethene	ND	190	12	ug/kg	
156-60-5	trans-1,2-Dichloroethene	ND	190	16	ug/kg	
78-87-5	1,2-Dichloropropane	ND	190	10	ug/kg	

ND = Not detected MDL - Method Detection Limit

RL = Reporting Limit

E = Indicates value exceeds calibration range

J = Indicates an estimated value

B = Indicates analyte found in associated method blank

N = Indicates presumptive evidence of a compound

## Report of Analysis

<b>Client Sample ID:</b>	S20-7.2	<b>Date Sampled:</b>	07/15/11
<b>Lab Sample ID:</b>	C17019-11	<b>Date Received:</b>	07/15/11
<b>Matrix:</b>	SO - Soil	<b>Percent Solids:</b>	n/a
<b>Method:</b>	SW846 8260B	<b>Project:</b> Romc Soil Investigation(Romc EPA) - 2081 Bay Road,East Palo Alto,CA	

## VOA 8260 List

CAS No.	Compound	Result	RL	MDL	Units	Q
142-28-9	1,3-Dichloropropane	ND	190	14	ug/kg	
594-20-7	2,2-Dichloropropane	ND	190	6.5	ug/kg	
563-58-6	1,1-Dichloropropene	ND	190	7.9	ug/kg	
10061-01-5	cis-1,3-Dichloropropene	ND	190	5.8	ug/kg	
10061-02-6	trans-1,3-Dichloropropene	ND	190	13	ug/kg	
100-41-4	Ethylbenzene	1170	38	5.6	ug/kg	
87-68-3	Hexachlorobutadiene	ND	190	20	ug/kg	
591-78-6	2-Hexanone	ND	190	94	ug/kg	
98-82-8	Isopropylbenzene	28.0	190	5.2	ug/kg	J
99-87-6	p-Isopropyltoluene	22.4	190	11	ug/kg	J
1634-04-4	Methyl Tert Butyl Ether	ND	38	6.8	ug/kg	
108-10-1	4-Methyl-2-pentanone(MIBK)	ND	190	100	ug/kg	
74-95-3	Methylene bromide	ND	190	22	ug/kg	
75-09-2	Methylene chloride	ND	190	8.7	ug/kg	
91-20-3	Naphthalene	206	190	40	ug/kg	
103-65-1	n-Propylbenzene	ND	190	13	ug/kg	
100-42-5	Styrene	ND	190	7.0	ug/kg	
75-65-0	Tert Butyl Alcohol	ND	950	220	ug/kg	
994-05-8	tert-Amyl Methyl Ether	ND	190	5.6	ug/kg	
637-92-3	tert-Butyl Ethyl Ether	ND	190	5.3	ug/kg	
630-20-6	1,1,1,2-Tetrachloroethane	ND	190	7.0	ug/kg	
79-34-5	1,1,2,2-Tetrachloroethane	ND	190	6.8	ug/kg	
127-18-4	Tetrachloroethene	ND	190	7.2	ug/kg	
108-88-3	Toluene	161	38	14	ug/kg	
87-61-6	1,2,3-Trichlorobenzene	ND	190	17	ug/kg	
120-82-1	1,2,4-Trichlorobenzene	ND	190	13	ug/kg	
71-55-6	1,1,1-Trichloroethane	ND	190	9.1	ug/kg	
79-00-5	1,1,2-Trichloroethane	ND	190	16	ug/kg	
79-01-6	Trichloroethene	ND	190	9.4	ug/kg	
75-69-4	Trichlorofluoromethane	ND	190	18	ug/kg	
96-18-4	1,2,3-Trichloropropane	ND	190	41	ug/kg	
95-63-6	1,2,4-Trimethylbenzene	1020	190	42	ug/kg	
108-67-8	1,3,5-Trimethylbenzene	203	190	4.8	ug/kg	
75-01-4	Vinyl chloride	ND	190	17	ug/kg	
1330-20-7	Xylene (total)	5150	38	7.0	ug/kg	

CAS No.	Surrogate Recoveries	Run# 1	Run# 2	Limits
1868-53-7	Dibromofluoromethane	100%		67-131%
17060-07-0	1,2-Dichloroethane-D4	101%		66-130%

ND = Not detected MDL - Method Detection Limit

RL = Reporting Limit

E = Indicates value exceeds calibration range

J = Indicates an estimated value

B = Indicates analyte found in associated method blank

N = Indicates presumptive evidence of a compound



## Report of Analysis

<b>Client Sample ID:</b>	S20-7.2	<b>Date Sampled:</b>	07/15/11
<b>Lab Sample ID:</b>	C17019-11	<b>Date Received:</b>	07/15/11
<b>Matrix:</b>	SO - Soil	<b>Percent Solids:</b>	n/a
<b>Method:</b>	SW846 8260B	<b>Project:</b> Romic Soil Investigation(Romic EPA) - 2081 Bay Road,East Palo Alto,CA	

### VOA 8260 List

CAS No.	Surrogate Recoveries	Run# 1	Run# 2	Limits
2037-26-5	Toluene-D8	100%		76-125%
460-00-4	4-Bromofluorobenzene	94%		53-142%

(a) Analysis performed at Accutest Laboratories, Dayton, NJ.

ND = Not detected      MDL - Method Detection Limit  
 RL = Reporting Limit  
 E = Indicates value exceeds calibration range

J = Indicates an estimated value  
 B = Indicates analyte found in associated method blank  
 N = Indicates presumptive evidence of a compound

## Report of Analysis

<b>Client Sample ID:</b>	V23-0.5	<b>Date Sampled:</b>	07/15/11
<b>Lab Sample ID:</b>	C17019-12	<b>Date Received:</b>	07/15/11
<b>Matrix:</b>	SO - Soil	<b>Percent Solids:</b>	n/a <sup>a</sup>
<b>Method:</b>	SW846 8260B	<b>Project:</b> Romic Soil Investigation(Romic EPA) - 2081 Bay Road, East Palo Alto, CA	

Run #	File ID	DF	Analyzed	By	Prep Date	Prep Batch	Analytical Batch
Run #1 <sup>b</sup>	3C77608.D	1	07/29/11	ANJ	n/a	n/a	N:V3C3431
Run #2 <sup>b</sup>	E180653.D	1	07/29/11	ANJ	n/a	n/a	N:VE7958

Run #	Initial Weight	Final Volume	Methanol Aliquot
Run #1	6.3 g		
Run #2	6.4 g	5.0 ml	100 ul

## VOA 8260 List

CAS No.	Compound	Result	RL	MDL	Units	Q
67-64-1	Acetone	ND	7.9	5.3	ug/kg	
71-43-2	Benzene	0.27	0.79	0.11	ug/kg	J
108-86-1	Bromobenzene	ND	4.0	0.15	ug/kg	
74-97-5	Bromochloromethane	ND	4.0	0.41	ug/kg	
75-27-4	Bromodichloromethane	ND	4.0	0.18	ug/kg	
75-25-2	Bromoform	ND	4.0	0.60	ug/kg	
74-83-9	Bromomethane	ND	4.0	0.31	ug/kg	
78-93-3	2-Butanone (MEK)	ND	7.9	3.4	ug/kg	
104-51-8	n-Butylbenzene	ND	4.0	0.19	ug/kg	
135-98-8	sec-Butylbenzene	ND	4.0	0.13	ug/kg	
98-06-6	tert-Butylbenzene	ND	4.0	0.11	ug/kg	
56-23-5	Carbon tetrachloride	ND	4.0	0.27	ug/kg	
108-90-7	Chlorobenzene	ND	4.0	0.26	ug/kg	
75-00-3	Chloroethane	ND	4.0	0.32	ug/kg	
67-66-3	Chloroform	ND	4.0	0.38	ug/kg	
74-87-3	Chloromethane	ND	4.0	0.50	ug/kg	
95-49-8	o-Chlorotoluene	ND	4.0	0.30	ug/kg	
106-43-4	p-Chlorotoluene	ND	4.0	0.17	ug/kg	
108-20-3	Di-Isopropyl ether	ND	4.0	0.10	ug/kg	
96-12-8	1,2-Dibromo-3-chloropropane	ND	7.9	1.2	ug/kg	
124-48-1	Dibromochloromethane	ND	4.0	0.13	ug/kg	
106-93-4	1,2-Dibromoethane	ND	0.79	0.19	ug/kg	
95-50-1	1,2-Dichlorobenzene	ND	4.0	0.22	ug/kg	
541-73-1	1,3-Dichlorobenzene	ND	4.0	0.15	ug/kg	
106-46-7	1,4-Dichlorobenzene	ND	4.0	0.13	ug/kg	
75-71-8	Dichlorodifluoromethane	ND	4.0	0.25	ug/kg	
75-34-3	1,1-Dichloroethane	4.0	4.0	0.17	ug/kg	
107-06-2	1,2-Dichloroethane	ND	0.79	0.14	ug/kg	
75-35-4	1,1-Dichloroethene	0.77	4.0	0.49	ug/kg	J
156-59-2	cis-1,2-Dichloroethene	133	4.0	0.26	ug/kg	
156-60-5	trans-1,2-Dichloroethene	1.8	4.0	0.34	ug/kg	J
78-87-5	1,2-Dichloropropane	ND	4.0	0.21	ug/kg	

ND = Not detected MDL - Method Detection Limit

RL = Reporting Limit

E = Indicates value exceeds calibration range

J = Indicates an estimated value

B = Indicates analyte found in associated method blank

N = Indicates presumptive evidence of a compound

## Report of Analysis

<b>Client Sample ID:</b>	V23-0.5	<b>Date Sampled:</b>	07/15/11
<b>Lab Sample ID:</b>	C17019-12	<b>Date Received:</b>	07/15/11
<b>Matrix:</b>	SO - Soil	<b>Percent Solids:</b>	n/a <sup>a</sup>
<b>Method:</b>	SW846 8260B	<b>Project:</b> Romc Soil Investigation(Romc EPA) - 2081 Bay Road,East Palo Alto,CA	

### VOA 8260 List

CAS No.	Compound	Result	RL	MDL	Units	Q
142-28-9	1,3-Dichloropropane	ND	4.0	0.30	ug/kg	
594-20-7	2,2-Dichloropropane	ND	4.0	0.14	ug/kg	
563-58-6	1,1-Dichloropropene	ND	4.0	0.17	ug/kg	
10061-01-5	cis-1,3-Dichloropropene	ND	4.0	0.12	ug/kg	
10061-02-6	trans-1,3-Dichloropropene	ND	4.0	0.27	ug/kg	
100-41-4	Ethylbenzene	ND	0.79	0.12	ug/kg	
87-68-3	Hexachlorobutadiene	ND	4.0	0.41	ug/kg	
591-78-6	2-Hexanone	ND	4.0	2.0	ug/kg	
98-82-8	Isopropylbenzene	ND	4.0	0.11	ug/kg	
99-87-6	p-Isopropyltoluene	ND	4.0	0.23	ug/kg	
1634-04-4	Methyl Tert Butyl Ether	ND	0.79	0.14	ug/kg	
108-10-1	4-Methyl-2-pentanone(MIBK)	ND	4.0	2.1	ug/kg	
74-95-3	Methylene bromide	ND	4.0	0.45	ug/kg	
75-09-2	Methylene chloride	ND	4.0	0.18	ug/kg	
91-20-3	Naphthalene	ND	4.0	0.84	ug/kg	
103-65-1	n-Propylbenzene	ND	4.0	0.27	ug/kg	
100-42-5	Styrene	ND	4.0	0.15	ug/kg	
75-65-0	Tert Butyl Alcohol	ND	20	4.6	ug/kg	
994-05-8	tert-Amyl Methyl Ether	ND	4.0	0.12	ug/kg	
637-92-3	tert-Butyl Ethyl Ether	ND	4.0	0.11	ug/kg	
630-20-6	1,1,1,2-Tetrachloroethane	ND	4.0	0.15	ug/kg	
79-34-5	1,1,2,2-Tetrachloroethane	ND	4.0	0.14	ug/kg	
127-18-4	Tetrachloroethene	6000 <sup>c</sup>	200	7.5	ug/kg	
108-88-3	Toluene	ND	0.79	0.30	ug/kg	
87-61-6	1,2,3-Trichlorobenzene	ND	4.0	0.35	ug/kg	
120-82-1	1,2,4-Trichlorobenzene	ND	4.0	0.27	ug/kg	
71-55-6	1,1,1-Trichloroethane	12.4	4.0	0.19	ug/kg	
79-00-5	1,1,2-Trichloroethane	ND	4.0	0.34	ug/kg	
79-01-6	Trichloroethene	113	4.0	0.20	ug/kg	
75-69-4	Trichlorofluoromethane	ND	4.0	0.38	ug/kg	
96-18-4	1,2,3-Trichloropropane	ND	4.0	0.85	ug/kg	
95-63-6	1,2,4-Trimethylbenzene	ND	4.0	0.89	ug/kg	
108-67-8	1,3,5-Trimethylbenzene	ND	4.0	0.10	ug/kg	
75-01-4	Vinyl chloride	ND	4.0	0.37	ug/kg	
1330-20-7	Xylene (total)	ND	0.79	0.15	ug/kg	

CAS No.	Surrogate Recoveries	Run# 1	Run# 2	Limits
1868-53-7	Dibromofluoromethane	97%	92%	67-131%
17060-07-0	1,2-Dichloroethane-D4	97%	94%	66-130%

ND = Not detected      MDL - Method Detection Limit  
 RL = Reporting Limit  
 E = Indicates value exceeds calibration range

J = Indicates an estimated value  
 B = Indicates analyte found in associated method blank  
 N = Indicates presumptive evidence of a compound

## Report of Analysis

<b>Client Sample ID:</b> V23-0.5		<b>Date Sampled:</b> 07/15/11
<b>Lab Sample ID:</b> C17019-12		<b>Date Received:</b> 07/15/11
<b>Matrix:</b> SO - Soil		<b>Percent Solids:</b> n/a <sup>a</sup>
<b>Method:</b> SW846 8260B		
<b>Project:</b> Romic Soil Investigation(Romic EPA) - 2081 Bay Road, East Palo Alto, CA		

**VOA 8260 List**

CAS No.	Surrogate Recoveries	Run# 1	Run# 2	Limits
2037-26-5	Toluene-D8	105%	91%	76-125%
460-00-4	4-Bromofluorobenzene	103%	90%	53-142%

- (a) All results reported on wet weight basis.
- (b) Analysis performed at Accutest Laboratories, Dayton, NJ.
- (c) Result is from Run# 2

ND = Not detected      MDL - Method Detection Limit  
 RL = Reporting Limit  
 E = Indicates value exceeds calibration range

J = Indicates an estimated value  
 B = Indicates analyte found in associated method blank  
 N = Indicates presumptive evidence of a compound

## Report of Analysis

<b>Client Sample ID:</b>	V23-0.5	<b>Date Sampled:</b>	07/15/11
<b>Lab Sample ID:</b>	C17019-12	<b>Date Received:</b>	07/15/11
<b>Matrix:</b>	SO - Soil	<b>Percent Solids:</b>	n/a <sup>a</sup>
<b>Method:</b>	SW846 8270C SW846 3550B	<b>Project:</b> Romic Soil Investigation(Romic EPA) - 2081 Bay Road, East Palo Alto, CA	

Run #1	File ID	DF	Analyzed	By	Prep Date	Prep Batch	Analytical Batch
Run #1	Y8883.D	1	07/19/11	MT	07/18/11	OP4247	EY424
Run #2							

Run #1	Initial Weight	Final Volume
Run #1	10.3 g	1.0 ml
Run #2		

## ABN Full List

CAS No.	Compound	Result	RL	MDL	Units	Q
65-85-0	Benzoic acid	ND	970	860	ug/kg	
95-57-8	2-Chlorophenol	ND	970	660	ug/kg	
59-50-7	4-Chloro-3-methyl phenol	ND	490	410	ug/kg	
120-83-2	2,4-Dichlorophenol	ND	490	140	ug/kg	
105-67-9	2,4-Dimethylphenol	ND	490	150	ug/kg	
51-28-5	2,4-Dinitrophenol	ND	2400	830	ug/kg	
534-52-1	4,6-Dinitro-o-cresol	ND	1900	1000	ug/kg	
95-48-7	2-Methylphenol	ND	490	170	ug/kg	
	3&4-Methylphenol	ND	490	150	ug/kg	
88-75-5	2-Nitrophenol	ND	490	130	ug/kg	
100-02-7	4-Nitrophenol	ND	1900	1200	ug/kg	
87-86-5	Pentachlorophenol	ND	490	410	ug/kg	
108-95-2	Phenol	ND	1900	1300	ug/kg	
95-95-4	2,4,5-Trichlorophenol	ND	490	120	ug/kg	
88-06-2	2,4,6-Trichlorophenol	ND	490	160	ug/kg	
83-32-9	Acenaphthene	ND	970	490	ug/kg	
208-96-8	Acenaphthylene	ND	490	190	ug/kg	
62-53-3	Aniline	ND	490	140	ug/kg	
120-12-7	Anthracene	ND	490	97	ug/kg	
103-33-3	Azobenzene	ND	490	170	ug/kg	
92-87-5	Benzidine	ND	2400	710	ug/kg	
56-55-3	Benzo(a)anthracene	ND	490	68	ug/kg	
50-32-8	Benzo(a)pyrene	ND	490	87	ug/kg	
205-99-2	Benzo(b)fluoranthene	ND	490	58	ug/kg	
191-24-2	Benzo(g,h,i)perylene	ND	490	150	ug/kg	
207-08-9	Benzo(k)fluoranthene	ND	490	120	ug/kg	
101-55-3	4-Bromophenyl phenyl ether	ND	490	150	ug/kg	
85-68-7	Butyl benzyl phthalate	ND	490	110	ug/kg	
100-51-6	Benzyl Alcohol	ND	970	160	ug/kg	
91-58-7	2-Chloronaphthalene	ND	490	170	ug/kg	
106-47-8	4-Chloroaniline	ND	490	140	ug/kg	
86-74-8	Carbazole	ND	490	78	ug/kg	

ND = Not detected MDL - Method Detection Limit

RL = Reporting Limit

E = Indicates value exceeds calibration range

J = Indicates an estimated value

B = Indicates analyte found in associated method blank

N = Indicates presumptive evidence of a compound

## Report of Analysis

<b>Client Sample ID:</b>	V23-0.5	<b>Date Sampled:</b>	07/15/11
<b>Lab Sample ID:</b>	C17019-12	<b>Date Received:</b>	07/15/11
<b>Matrix:</b>	SO - Soil	<b>Percent Solids:</b>	n/a <sup>a</sup>
<b>Method:</b>	SW846 8270C SW846 3550B		
<b>Project:</b>	Romic Soil Investigation(Romic EPA) - 2081 Bay Road,East Palo Alto,CA		

## ABN Full List

CAS No.	Compound	Result	RL	MDL	Units	Q
218-01-9	Chrysene	ND	490	97	ug/kg	
111-91-1	bis(2-Chloroethoxy)methane	ND	490	170	ug/kg	
111-44-4	bis(2-Chloroethyl)ether	ND	490	220	ug/kg	
108-60-1	bis(2-Chloroisopropyl)ether	ND	490	260	ug/kg	
7005-72-3	4-Chlorophenyl phenyl ether	ND	490	180	ug/kg	
95-50-1	1,2-Dichlorobenzene	ND	490	160	ug/kg	
541-73-1	1,3-Dichlorobenzene	ND	490	150	ug/kg	
106-46-7	1,4-Dichlorobenzene	ND	490	410	ug/kg	
121-14-2	2,4-Dinitrotoluene	ND	490	450	ug/kg	
606-20-2	2,6-Dinitrotoluene	ND	970	310	ug/kg	
91-94-1	3,3'-Dichlorobenzidine	ND	2400	140	ug/kg	
53-70-3	Dibenzo(a,h)anthracene	ND	490	130	ug/kg	
132-64-9	Dibenzofuran	ND	490	160	ug/kg	
122-39-4	Diphenylamine	ND	490	120	ug/kg	
84-74-2	Di-n-butyl phthalate	ND	490	97	ug/kg	
117-84-0	Di-n-octyl phthalate	ND	490	130	ug/kg	
84-66-2	Diethyl phthalate	ND	490	170	ug/kg	
131-11-3	Dimethyl phthalate	ND	490	170	ug/kg	
117-81-7	bis(2-Ethylhexyl)phthalate	8490	490	210	ug/kg	
206-44-0	Fluoranthene	ND	490	97	ug/kg	
86-73-7	Fluorene	ND	490	170	ug/kg	
118-74-1	Hexachlorobenzene	ND	490	130	ug/kg	
87-68-3	Hexachlorobutadiene	ND	490	180	ug/kg	
77-47-4	Hexachlorocyclopentadiene	ND	490	140	ug/kg	
67-72-1	Hexachloroethane	ND	490	160	ug/kg	
193-39-5	Indeno(1,2,3-cd)pyrene	ND	490	140	ug/kg	
78-59-1	Isophorone	ND	490	170	ug/kg	
90-12-0	1-Methylnaphthalene	ND	490	160	ug/kg	
91-57-6	2-Methylnaphthalene	ND	490	160	ug/kg	
88-74-4	2-Nitroaniline	ND	490	120	ug/kg	
99-09-2	3-Nitroaniline	ND	490	120	ug/kg	
100-01-6	4-Nitroaniline	ND	490	290	ug/kg	
91-20-3	Naphthalene	ND	490	170	ug/kg	
98-95-3	Nitrobenzene	ND	490	160	ug/kg	
62-75-9	N-Nitrosodimethylamine	ND	4900	2100	ug/kg	
621-64-7	N-Nitroso-di-n-propylamine	ND	970	530	ug/kg	
85-01-8	Phenanthrene	ND	490	110	ug/kg	
129-00-0	Pyrene	ND	970	660	ug/kg	
110-86-1	Pyridine	ND	1900	210	ug/kg	
120-82-1	1,2,4-Trichlorobenzene	ND	490	330	ug/kg	

ND = Not detected MDL - Method Detection Limit

RL = Reporting Limit

E = Indicates value exceeds calibration range

J = Indicates an estimated value

B = Indicates analyte found in associated method blank

N = Indicates presumptive evidence of a compound

## Report of Analysis

<b>Client Sample ID:</b> V23-0.5		<b>Date Sampled:</b> 07/15/11
<b>Lab Sample ID:</b> C17019-12		<b>Date Received:</b> 07/15/11
<b>Matrix:</b> SO - Soil		<b>Percent Solids:</b> n/a <sup>a</sup>
<b>Method:</b> SW846 8270C SW846 3550B		
<b>Project:</b> Romic Soil Investigation(Romic EPA) - 2081 Bay Road, East Palo Alto, CA		

**ABN Full List**

CAS No.	Surrogate Recoveries	Run# 1	Run# 2	Limits
367-12-4	2-Fluorophenol	82%		20-100%
4165-62-2	Phenol-d5	85%		20-100%
118-79-6	2,4,6-Tribromophenol	98%		30-100%
4165-60-0	Nitrobenzene-d5	84%		20-100%
321-60-8	2-Fluorobiphenyl	83%		20-106%
1718-51-0	Terphenyl-d14	102%		55-130%

(a) All results reported on wet weight basis.

ND = Not detected      MDL - Method Detection Limit  
 RL = Reporting Limit  
 E = Indicates value exceeds calibration range

J = Indicates an estimated value  
 B = Indicates analyte found in associated method blank  
 N = Indicates presumptive evidence of a compound

## Report of Analysis

<b>Client Sample ID:</b> V23-0.5		<b>Date Sampled:</b> 07/15/11
<b>Lab Sample ID:</b> C17019-12		<b>Date Received:</b> 07/15/11
<b>Matrix:</b> SO - Soil		<b>Percent Solids:</b> n/a <sup>a</sup>
<b>Method:</b> SW846 8015B		
<b>Project:</b> Romic Soil Investigation(Romic EPA) - 2081 Bay Road, East Palo Alto, CA		

Run #	File ID	DF	Analyzed	By	Prep Date	Prep Batch	Analytical Batch
Run #1	JK21337.D	1	07/28/11	TT	n/a	n/a	GJK883
Run #2							

Run #	Initial Weight
Run #1	5.04 g
Run #2	

**TPH Volatiles**

CAS No.	Compound	Result	RL	MDL	Units	Q
	TPH-GRO (C6-C10)	0.386	0.099	0.050	mg/kg	
CAS No.	Surrogate Recoveries	Run# 1	Run# 2	Limits		
98-08-8	aaa-Trifluorotoluene	93%		60-157%		

(a) All results reported on wet weight basis.

ND = Not detected      MDL - Method Detection Limit  
 RL = Reporting Limit  
 E = Indicates value exceeds calibration range

J = Indicates an estimated value  
 B = Indicates analyte found in associated method blank  
 N = Indicates presumptive evidence of a compound



# Report of Analysis

<b>Client Sample ID:</b> V23-0.5	
<b>Lab Sample ID:</b> C17019-12	<b>Date Sampled:</b> 07/15/11
<b>Matrix:</b> SO - Soil	<b>Date Received:</b> 07/15/11
<b>Method:</b> SW846 8081A SW846 3545A	<b>Percent Solids:</b> n/a <sup>a</sup>
<b>Project:</b> Romic Soil Investigation(Romic EPA) - 2081 Bay Road, East Palo Alto, CA	

	File ID	DF	Analyzed	By	Prep Date	Prep Batch	Analytical Batch
Run #1 <sup>b</sup>	OO22857.D	3	07/28/11	RV	07/27/11	OP4315	G00730
Run #2							

	Initial Weight	Final Volume
Run #1	10.2 g	10.0 ml
Run #2		

### Pesticide PPL List

CAS No.	Compound	Result	RL	MDL	Units	Q
309-00-2	Aldrin	ND	74	29	ug/kg	
319-84-6	alpha-BHC	ND	74	32	ug/kg	
319-85-7	beta-BHC	ND	74	10	ug/kg	
319-86-8	delta-BHC	ND	74	10	ug/kg	
58-89-9	gamma-BHC (Lindane)	ND	74	22	ug/kg	
12789-03-6	Chlordane	ND	290	290	ug/kg	
60-57-1	Dieldrin	ND	74	8.8	ug/kg	
72-54-8	4,4' -DDD	ND	74	10	ug/kg	
72-55-9	4,4' -DDE	ND	74	8.8	ug/kg	
50-29-3	4,4' -DDT	ND	74	8.8	ug/kg	
72-20-8	Endrin	ND	74	8.8	ug/kg	
7421-93-4	Endrin aldehyde	ND	74	18	ug/kg	
959-98-8	Endosulfan-I	ND	74	10	ug/kg	
33213-65-9	Endosulfan-II	ND	74	10	ug/kg	
1031-07-8	Endosulfan sulfate	ND	74	24	ug/kg	
76-44-8	Heptachlor	ND	74	18	ug/kg	
1024-57-3	Heptachlor epoxide	ND	74	12	ug/kg	
72-43-5	Methoxychlor	ND	74	10	ug/kg	
8001-35-2	Toxaphene	ND	290	290	ug/kg	

CAS No.	Surrogate Recoveries	Run# 1	Run# 2	Limits
877-09-8	Tetrachloro-m-xylene	60%		35-132%
877-09-8	Tetrachloro-m-xylene	65%		35-132%
2051-24-3	Decachlorobiphenyl	81%		35-132%
2051-24-3	Decachlorobiphenyl	95%		35-132%

(a) All results reported on wet weight basis.

(b) Reporting limits raised due to high concentration of PCB (Aroclor 1260).

ND = Not detected      MDL - Method Detection Limit  
 RL = Reporting Limit  
 E = Indicates value exceeds calibration range

J = Indicates an estimated value  
 B = Indicates analyte found in associated method blank  
 N = Indicates presumptive evidence of a compound

## Report of Analysis

<b>Client Sample ID:</b>	V23-0.5	<b>Date Sampled:</b>	07/15/11
<b>Lab Sample ID:</b>	C17019-12	<b>Date Received:</b>	07/15/11
<b>Matrix:</b>	SO - Soil	<b>Percent Solids:</b>	n/a <sup>a</sup>
<b>Method:</b>	SW846 8082 SW846 3545A	<b>Project:</b> Romic Soil Investigation(Romic EPA) - 2081 Bay Road, East Palo Alto, CA	

Run #1	File ID	DF	Analyzed	By	Prep Date	Prep Batch	Analytical Batch
Run #1	PP20204.D	1	07/20/11	RV	07/19/11	OP4257	GPP687
Run #2							

Run #1	Initial Weight	Final Volume
Run #1	10.1 g	10.0 ml
Run #2		

**PCB List**

CAS No.	Compound	Result	RL	MDL	Units	Q
12674-11-2	Aroclor 1016	ND	99	17	ug/kg	
11104-28-2	Aroclor 1221	ND	99	50	ug/kg	
11141-16-5	Aroclor 1232	ND	99	50	ug/kg	
53469-21-9	Aroclor 1242	ND	99	50	ug/kg	
12672-29-6	Aroclor 1248	ND	99	50	ug/kg	
11097-69-1	Aroclor 1254 <sup>b</sup>	157	99	50	ug/kg	
11096-82-5	Aroclor 1260 <sup>b</sup>	126	99	20	ug/kg	

CAS No.	Surrogate Recoveries	Run# 1	Run# 2	Limits
877-09-8	Tetrachloro-m-xylene	69%		45-108%
877-09-8	Tetrachloro-m-xylene	66%		45-108%
2051-24-3	Decachlorobiphenyl	110%		54-121%
2051-24-3	Decachlorobiphenyl	94%		54-121%

(a) All results reported on wet weight basis.

(b) Estimated value due to the presence of multiple overlapping Aroclor patterns.

ND = Not detected      MDL - Method Detection Limit  
 RL = Reporting Limit  
 E = Indicates value exceeds calibration range

J = Indicates an estimated value  
 B = Indicates analyte found in associated method blank  
 N = Indicates presumptive evidence of a compound

## Report of Analysis

<b>Client Sample ID:</b> V23-0.5		<b>Date Sampled:</b> 07/15/11
<b>Lab Sample ID:</b> C17019-12		<b>Date Received:</b> 07/15/11
<b>Matrix:</b> SO - Soil		<b>Percent Solids:</b> n/a <sup>a</sup>
<b>Method:</b> SW846 8015B M SW846 3545A		
<b>Project:</b> Romic Soil Investigation(Romic EPA) - 2081 Bay Road, East Palo Alto, CA		

Run #	File ID	DF	Analyzed	By	Prep Date	Prep Batch	Analytical Batch
Run #1	HH15434.D	1	07/24/11	JH	07/19/11	OP4263	GHH528
Run #2							

Run #	Initial Weight	Final Volume
Run #1	10.2 g	1.0 ml
Run #2		

### TPH Extractable w/ Silica Gel Cleanup

CAS No.	Compound	Result	RL	MDL	Units	Q
	TPH (C10-C28)	31.9	9.8	4.9	mg/kg	
	TPH (> C28-C40)	134	20	9.8	mg/kg	

CAS No.	Surrogate Recoveries	Run# 1	Run# 2	Limits
630-01-3	Hexacosane	64%		45-140%

(a) All results reported on wet weight basis.

ND = Not detected      MDL - Method Detection Limit  
 RL = Reporting Limit  
 E = Indicates value exceeds calibration range

J = Indicates an estimated value  
 B = Indicates analyte found in associated method blank  
 N = Indicates presumptive evidence of a compound

## Report of Analysis

<b>Client Sample ID:</b>	V23-0.5	<b>Date Sampled:</b>	07/15/11
<b>Lab Sample ID:</b>	C17019-12	<b>Date Received:</b>	07/15/11
<b>Matrix:</b>	SO - Soil	<b>Percent Solids:</b>	n/a <sup>a</sup>
<b>Project:</b>	Romic Soil Investigation(Romic EPA) - 2081 Bay Road,East Palo Alto,CA		

## Metals Analysis

Analyte	Result	RL	Units	DF	Prep	Analyzed By	Method	Prep Method
Antimony <sup>b</sup>	< 3.7	3.7	mg/kg	2	07/18/11	07/26/11 RS	SW846 6010B <sup>3</sup>	SW846 3050B <sup>4</sup>
Arsenic	< 1.8	1.8	mg/kg	1	07/18/11	07/20/11 RS	SW846 6010B <sup>1</sup>	SW846 3050B <sup>4</sup>
Barium	36.1	18	mg/kg	1	07/18/11	07/20/11 RS	SW846 6010B <sup>1</sup>	SW846 3050B <sup>4</sup>
Beryllium <sup>b</sup>	< 1.8	1.8	mg/kg	2	07/18/11	07/26/11 RS	SW846 6010B <sup>3</sup>	SW846 3050B <sup>4</sup>
Cadmium	< 0.92	0.92	mg/kg	1	07/18/11	07/20/11 RS	SW846 6010B <sup>1</sup>	SW846 3050B <sup>4</sup>
Chromium	52.4	0.92	mg/kg	1	07/18/11	07/20/11 RS	SW846 6010B <sup>1</sup>	SW846 3050B <sup>4</sup>
Cobalt <sup>b</sup>	20.3	1.8	mg/kg	2	07/18/11	07/26/11 RS	SW846 6010B <sup>3</sup>	SW846 3050B <sup>4</sup>
Copper <sup>b</sup>	57.0	4.6	mg/kg	2	07/18/11	07/26/11 RS	SW846 6010B <sup>3</sup>	SW846 3050B <sup>4</sup>
Lead <sup>b</sup>	< 3.7	3.7	mg/kg	2	07/18/11	07/26/11 RS	SW846 6010B <sup>3</sup>	SW846 3050B <sup>4</sup>
Mercury	9.5	2.0	mg/kg	50	07/21/11	07/22/11 RW	SW846 7471A <sup>2</sup>	SW846 7471A <sup>5</sup>
Molybdenum	< 1.8	1.8	mg/kg	1	07/18/11	07/20/11 RS	SW846 6010B <sup>1</sup>	SW846 3050B <sup>4</sup>
Nickel	39.7	0.92	mg/kg	1	07/18/11	07/20/11 RS	SW846 6010B <sup>1</sup>	SW846 3050B <sup>4</sup>
Selenium	< 1.8	1.8	mg/kg	1	07/18/11	07/20/11 RS	SW846 6010B <sup>1</sup>	SW846 3050B <sup>4</sup>
Silver <sup>b</sup>	< 18	18	mg/kg	20	07/18/11	07/26/11 RS	SW846 6010B <sup>3</sup>	SW846 3050B <sup>4</sup>
Thallium <sup>b</sup>	< 3.7	3.7	mg/kg	2	07/18/11	07/26/11 RS	SW846 6010B <sup>3</sup>	SW846 3050B <sup>4</sup>
Vanadium <sup>b</sup>	119	1.8	mg/kg	2	07/18/11	07/26/11 RS	SW846 6010B <sup>3</sup>	SW846 3050B <sup>4</sup>
Zinc	76.5	1.8	mg/kg	1	07/18/11	07/20/11 RS	SW846 6010B <sup>1</sup>	SW846 3050B <sup>4</sup>

- (1) Instrument QC Batch: MA1993  
(2) Instrument QC Batch: MA1999  
(3) Instrument QC Batch: MA2003  
(4) Prep QC Batch: MP3728  
(5) Prep QC Batch: MP3751

- (a) All results reported on wet weight basis.  
(b) Elevated reporting limit(s) due to matrix interference and/or dilution required for high interfering element.

RL = Reporting Limit

## Report of Analysis

<b>Client Sample ID:</b>	V23-3.0	<b>Date Sampled:</b>	07/15/11
<b>Lab Sample ID:</b>	C17019-13	<b>Date Received:</b>	07/15/11
<b>Matrix:</b>	SO - Soil	<b>Percent Solids:</b>	n/a
<b>Method:</b>	SW846 8260B	<b>Project:</b> Romic Soil Investigation(Romic EPA) - 2081 Bay Road, East Palo Alto, CA	

	File ID	DF	Analyzed	By	Prep Date	Prep Batch	Analytical Batch
Run #1 <sup>a</sup>	3C77609.D	1	07/29/11	ANJ	n/a	n/a	N:V3C3431
Run #2 <sup>a</sup>	E180654.D	1	07/29/11	ANJ	n/a	n/a	N:VE7958

	Initial Weight	Final Volume	Methanol Aliquot
Run #1	6.3 g		
Run #2	5.6 g	5.0 ml	100 ul

## VOA 8260 List

CAS No.	Compound	Result	RL	MDL	Units	Q
67-64-1	Acetone	ND	7.9	5.3	ug/kg	
71-43-2	Benzene	ND	0.79	0.11	ug/kg	
108-86-1	Bromobenzene	ND	4.0	0.15	ug/kg	
74-97-5	Bromochloromethane	ND	4.0	0.41	ug/kg	
75-27-4	Bromodichloromethane	ND	4.0	0.18	ug/kg	
75-25-2	Bromoform	ND	4.0	0.60	ug/kg	
74-83-9	Bromomethane	ND	4.0	0.31	ug/kg	
78-93-3	2-Butanone (MEK)	ND	7.9	3.4	ug/kg	
104-51-8	n-Butylbenzene	ND	4.0	0.19	ug/kg	
135-98-8	sec-Butylbenzene	ND	4.0	0.13	ug/kg	
98-06-6	tert-Butylbenzene	ND	4.0	0.11	ug/kg	
56-23-5	Carbon tetrachloride	ND	4.0	0.27	ug/kg	
108-90-7	Chlorobenzene	ND	4.0	0.26	ug/kg	
75-00-3	Chloroethane	ND	4.0	0.32	ug/kg	
67-66-3	Chloroform	ND	4.0	0.38	ug/kg	
74-87-3	Chloromethane	ND	4.0	0.50	ug/kg	
95-49-8	o-Chlorotoluene	ND	4.0	0.30	ug/kg	
106-43-4	p-Chlorotoluene	ND	4.0	0.17	ug/kg	
108-20-3	Di-Isopropyl ether	ND	4.0	0.10	ug/kg	
96-12-8	1,2-Dibromo-3-chloropropane	ND	7.9	1.2	ug/kg	
124-48-1	Dibromochloromethane	ND	4.0	0.13	ug/kg	
106-93-4	1,2-Dibromoethane	ND	0.79	0.19	ug/kg	
95-50-1	1,2-Dichlorobenzene	ND	4.0	0.22	ug/kg	
541-73-1	1,3-Dichlorobenzene	ND	4.0	0.15	ug/kg	
106-46-7	1,4-Dichlorobenzene	ND	4.0	0.13	ug/kg	
75-71-8	Dichlorodifluoromethane	ND	4.0	0.25	ug/kg	
75-34-3	1,1-Dichloroethane	7.0	4.0	0.17	ug/kg	
107-06-2	1,2-Dichloroethane	ND	0.79	0.14	ug/kg	
75-35-4	1,1-Dichloroethene	12.3	4.0	0.49	ug/kg	
156-59-2	cis-1,2-Dichloroethene	71.6	4.0	0.26	ug/kg	
156-60-5	trans-1,2-Dichloroethene	2.5	4.0	0.34	ug/kg	J
78-87-5	1,2-Dichloropropane	ND	4.0	0.21	ug/kg	

ND = Not detected MDL - Method Detection Limit

RL = Reporting Limit

E = Indicates value exceeds calibration range

J = Indicates an estimated value

B = Indicates analyte found in associated method blank

N = Indicates presumptive evidence of a compound

## Report of Analysis

<b>Client Sample ID:</b>	V23-3.0	<b>Date Sampled:</b>	07/15/11
<b>Lab Sample ID:</b>	C17019-13	<b>Date Received:</b>	07/15/11
<b>Matrix:</b>	SO - Soil	<b>Percent Solids:</b>	n/a
<b>Method:</b>	SW846 8260B	<b>Project:</b> Romic Soil Investigation(Romic EPA) - 2081 Bay Road,East Palo Alto,CA	

## VOA 8260 List

CAS No.	Compound	Result	RL	MDL	Units	Q
142-28-9	1,3-Dichloropropane	ND	4.0	0.30	ug/kg	
594-20-7	2,2-Dichloropropane	ND	4.0	0.14	ug/kg	
563-58-6	1,1-Dichloropropene	ND	4.0	0.17	ug/kg	
10061-01-5	cis-1,3-Dichloropropene	ND	4.0	0.12	ug/kg	
10061-02-6	trans-1,3-Dichloropropene	ND	4.0	0.27	ug/kg	
100-41-4	Ethylbenzene	0.23	0.79	0.12	ug/kg	J
87-68-3	Hexachlorobutadiene	ND	4.0	0.41	ug/kg	
591-78-6	2-Hexanone	ND	4.0	2.0	ug/kg	
98-82-8	Isopropylbenzene	ND	4.0	0.11	ug/kg	
99-87-6	p-Isopropyltoluene	ND	4.0	0.23	ug/kg	
1634-04-4	Methyl Tert Butyl Ether	ND	0.79	0.14	ug/kg	
108-10-1	4-Methyl-2-pentanone(MIBK)	ND	4.0	2.1	ug/kg	
74-95-3	Methylene bromide	ND	4.0	0.45	ug/kg	
75-09-2	Methylene chloride	ND	4.0	0.18	ug/kg	
91-20-3	Naphthalene	ND	4.0	0.84	ug/kg	
103-65-1	n-Propylbenzene	ND	4.0	0.27	ug/kg	
100-42-5	Styrene	ND	4.0	0.15	ug/kg	
75-65-0	Tert Butyl Alcohol	ND	20	4.6	ug/kg	
994-05-8	tert-Amyl Methyl Ether	ND	4.0	0.12	ug/kg	
637-92-3	tert-Butyl Ethyl Ether	ND	4.0	0.11	ug/kg	
630-20-6	1,1,1,2-Tetrachloroethane	ND	4.0	0.15	ug/kg	
79-34-5	1,1,2,2-Tetrachloroethane	ND	4.0	0.14	ug/kg	
127-18-4	Tetrachloroethene	8290 <sup>b</sup>	220	8.5	ug/kg	
108-88-3	Toluene	ND	0.79	0.30	ug/kg	
87-61-6	1,2,3-Trichlorobenzene	ND	4.0	0.35	ug/kg	
120-82-1	1,2,4-Trichlorobenzene	ND	4.0	0.27	ug/kg	
71-55-6	1,1,1-Trichloroethane	14.6	4.0	0.19	ug/kg	
79-00-5	1,1,2-Trichloroethane	ND	4.0	0.34	ug/kg	
79-01-6	Trichloroethene	819 <sup>b</sup>	220	11	ug/kg	
75-69-4	Trichlorofluoromethane	ND	4.0	0.38	ug/kg	
96-18-4	1,2,3-Trichloropropane	ND	4.0	0.85	ug/kg	
95-63-6	1,2,4-Trimethylbenzene	ND	4.0	0.89	ug/kg	
108-67-8	1,3,5-Trimethylbenzene	ND	4.0	0.10	ug/kg	
75-01-4	Vinyl chloride	9.5	4.0	0.37	ug/kg	
1330-20-7	Xylene (total)	0.88	0.79	0.15	ug/kg	

CAS No.	Surrogate Recoveries	Run# 1	Run# 2	Limits
1868-53-7	Dibromofluoromethane	106%	92%	67-131%
17060-07-0	1,2-Dichloroethane-D4	114%	95%	66-130%

ND = Not detected MDL - Method Detection Limit

RL = Reporting Limit

E = Indicates value exceeds calibration range

J = Indicates an estimated value

B = Indicates analyte found in associated method blank

N = Indicates presumptive evidence of a compound

## Report of Analysis

<b>Client Sample ID:</b> V23-3.0	
<b>Lab Sample ID:</b> C17019-13	<b>Date Sampled:</b> 07/15/11
<b>Matrix:</b> SO - Soil	<b>Date Received:</b> 07/15/11
<b>Method:</b> SW846 8260B	<b>Percent Solids:</b> n/a
<b>Project:</b> Romic Soil Investigation(Romic EPA) - 2081 Bay Road,East Palo Alto,CA	

### VOA 8260 List

CAS No.	Surrogate Recoveries	Run# 1	Run# 2	Limits
2037-26-5	Toluene-D8	106%	92%	76-125%
460-00-4	4-Bromofluorobenzene	110%	90%	53-142%

- (a) Analysis performed at Accutest Laboratories, Dayton, NJ.
- (b) Result is from Run# 2

ND = Not detected      MDL - Method Detection Limit  
 RL = Reporting Limit  
 E = Indicates value exceeds calibration range

J = Indicates an estimated value  
 B = Indicates analyte found in associated method blank  
 N = Indicates presumptive evidence of a compound

## Report of Analysis

<b>Client Sample ID:</b>	V23-6.0	<b>Date Sampled:</b>	07/15/11
<b>Lab Sample ID:</b>	C17019-14	<b>Date Received:</b>	07/15/11
<b>Matrix:</b>	SO - Soil	<b>Percent Solids:</b>	n/a
<b>Method:</b>	SW846 8260B	<b>Project:</b> Romic Soil Investigation(Romic EPA) - 2081 Bay Road, East Palo Alto, CA	

	File ID	DF	Analyzed	By	Prep Date	Prep Batch	Analytical Batch
Run #1 <sup>a</sup>	3C77610.D	1	07/29/11	ANJ	n/a	n/a	N:V3C3431
Run #2 <sup>a</sup>	E180655.D	1	07/29/11	ANJ	n/a	n/a	N:VE7958

	Initial Weight	Final Volume	Methanol Aliquot
Run #1	6.9 g		
Run #2	7.4 g	5.0 ml	100 ul

## VOA 8260 List

CAS No.	Compound	Result	RL	MDL	Units	Q
67-64-1	Acetone	ND	7.2	4.8	ug/kg	
71-43-2	Benzene	ND	0.72	0.096	ug/kg	
108-86-1	Bromobenzene	ND	3.6	0.14	ug/kg	
74-97-5	Bromochloromethane	ND	3.6	0.38	ug/kg	
75-27-4	Bromodichloromethane	ND	3.6	0.16	ug/kg	
75-25-2	Bromoform	ND	3.6	0.55	ug/kg	
74-83-9	Bromomethane	ND	3.6	0.29	ug/kg	
78-93-3	2-Butanone (MEK)	ND	7.2	3.1	ug/kg	
104-51-8	n-Butylbenzene	ND	3.6	0.17	ug/kg	
135-98-8	sec-Butylbenzene	ND	3.6	0.12	ug/kg	
98-06-6	tert-Butylbenzene	ND	3.6	0.10	ug/kg	
56-23-5	Carbon tetrachloride	ND	3.6	0.25	ug/kg	
108-90-7	Chlorobenzene	ND	3.6	0.23	ug/kg	
75-00-3	Chloroethane	ND	3.6	0.30	ug/kg	
67-66-3	Chloroform	ND	3.6	0.35	ug/kg	
74-87-3	Chloromethane	ND	3.6	0.45	ug/kg	
95-49-8	o-Chlorotoluene	ND	3.6	0.27	ug/kg	
106-43-4	p-Chlorotoluene	ND	3.6	0.15	ug/kg	
108-20-3	Di-Isopropyl ether	ND	3.6	0.092	ug/kg	
96-12-8	1,2-Dibromo-3-chloropropane	ND	7.2	1.1	ug/kg	
124-48-1	Dibromochloromethane	ND	3.6	0.12	ug/kg	
106-93-4	1,2-Dibromoethane	ND	0.72	0.17	ug/kg	
95-50-1	1,2-Dichlorobenzene	ND	3.6	0.20	ug/kg	
541-73-1	1,3-Dichlorobenzene	ND	3.6	0.14	ug/kg	
106-46-7	1,4-Dichlorobenzene	ND	3.6	0.12	ug/kg	
75-71-8	Dichlorodifluoromethane	ND	3.6	0.23	ug/kg	
75-34-3	1,1-Dichloroethane	2.8	3.6	0.16	ug/kg	J
107-06-2	1,2-Dichloroethane	ND	0.72	0.13	ug/kg	
75-35-4	1,1-Dichloroethene	8.6	3.6	0.44	ug/kg	
156-59-2	cis-1,2-Dichloroethene	18.8	3.6	0.23	ug/kg	
156-60-5	trans-1,2-Dichloroethene	0.51	3.6	0.31	ug/kg	J
78-87-5	1,2-Dichloropropane	ND	3.6	0.19	ug/kg	

ND = Not detected MDL - Method Detection Limit

RL = Reporting Limit

E = Indicates value exceeds calibration range

J = Indicates an estimated value

B = Indicates analyte found in associated method blank

N = Indicates presumptive evidence of a compound



## Report of Analysis

<b>Client Sample ID:</b> V23-6.0	
<b>Lab Sample ID:</b> C17019-14	<b>Date Sampled:</b> 07/15/11
<b>Matrix:</b> SO - Soil	<b>Date Received:</b> 07/15/11
<b>Method:</b> SW846 8260B	<b>Percent Solids:</b> n/a
<b>Project:</b> Romic Soil Investigation(Romic EPA) - 2081 Bay Road, East Palo Alto, CA	

**VOA 8260 List**

CAS No.	Compound	Result	RL	MDL	Units	Q
142-28-9	1,3-Dichloropropane	ND	3.6	0.27	ug/kg	
594-20-7	2,2-Dichloropropane	ND	3.6	0.12	ug/kg	
563-58-6	1,1-Dichloropropene	ND	3.6	0.15	ug/kg	
10061-01-5	cis-1,3-Dichloropropene	ND	3.6	0.11	ug/kg	
10061-02-6	trans-1,3-Dichloropropene	ND	3.6	0.24	ug/kg	
100-41-4	Ethylbenzene	ND	0.72	0.11	ug/kg	
87-68-3	Hexachlorobutadiene	ND	3.6	0.38	ug/kg	
591-78-6	2-Hexanone	ND	3.6	1.8	ug/kg	
98-82-8	Isopropylbenzene	0.26	3.6	0.099	ug/kg	J
99-87-6	p-Isopropyltoluene	ND	3.6	0.21	ug/kg	
1634-04-4	Methyl Tert Butyl Ether	ND	0.72	0.13	ug/kg	
108-10-1	4-Methyl-2-pentanone(MIBK)	ND	3.6	1.9	ug/kg	
74-95-3	Methylene bromide	ND	3.6	0.41	ug/kg	
75-09-2	Methylene chloride	ND	3.6	0.17	ug/kg	
91-20-3	Naphthalene	ND	3.6	0.77	ug/kg	
103-65-1	n-Propylbenzene	ND	3.6	0.25	ug/kg	
100-42-5	Styrene	ND	3.6	0.13	ug/kg	
75-65-0	Tert Butyl Alcohol	ND	18	4.2	ug/kg	
994-05-8	tert-Amyl Methyl Ether	ND	3.6	0.11	ug/kg	
637-92-3	tert-Butyl Ethyl Ether	ND	3.6	0.10	ug/kg	
630-20-6	1,1,1,2-Tetrachloroethane	ND	3.6	0.13	ug/kg	
79-34-5	1,1,2,2-Tetrachloroethane	ND	3.6	0.13	ug/kg	
127-18-4	Tetrachloroethene	6160 <sup>b</sup>	170	6.5	ug/kg	
108-88-3	Toluene	ND	0.72	0.27	ug/kg	
87-61-6	1,2,3-Trichlorobenzene	ND	3.6	0.32	ug/kg	
120-82-1	1,2,4-Trichlorobenzene	ND	3.6	0.25	ug/kg	
71-55-6	1,1,1-Trichloroethane	2.9	3.6	0.17	ug/kg	J
79-00-5	1,1,2-Trichloroethane	ND	3.6	0.31	ug/kg	
79-01-6	Trichloroethene	54.2	3.6	0.18	ug/kg	
75-69-4	Trichlorofluoromethane	ND	3.6	0.35	ug/kg	
96-18-4	1,2,3-Trichloropropane	ND	3.6	0.78	ug/kg	
95-63-6	1,2,4-Trimethylbenzene	ND	3.6	0.81	ug/kg	
108-67-8	1,3,5-Trimethylbenzene	ND	3.6	0.092	ug/kg	
75-01-4	Vinyl chloride	2.9	3.6	0.33	ug/kg	J
1330-20-7	Xylene (total)	0.72	0.72	0.13	ug/kg	

CAS No.	Surrogate Recoveries	Run# 1	Run# 2	Limits
1868-53-7	Dibromofluoromethane	107%	91%	67-131%
17060-07-0	1,2-Dichloroethane-D4	118%	95%	66-130%

ND = Not detected      MDL - Method Detection Limit  
 RL = Reporting Limit  
 E = Indicates value exceeds calibration range

J = Indicates an estimated value  
 B = Indicates analyte found in associated method blank  
 N = Indicates presumptive evidence of a compound

## Report of Analysis

<b>Client Sample ID:</b>	V23-6.0	
<b>Lab Sample ID:</b>	C17019-14	<b>Date Sampled:</b> 07/15/11
<b>Matrix:</b>	SO - Soil	<b>Date Received:</b> 07/15/11
<b>Method:</b>	SW846 8260B	<b>Percent Solids:</b> n/a
<b>Project:</b>	Romic Soil Investigation(Romic EPA) - 2081 Bay Road, East Palo Alto, CA	

### VOA 8260 List

CAS No.	Surrogate Recoveries	Run# 1	Run# 2	Limits
2037-26-5	Toluene-D8	108%	91%	76-125%
460-00-4	4-Bromofluorobenzene	99%	90%	53-142%

- (a) Analysis performed at Accutest Laboratories, Dayton, NJ.
- (b) Result is from Run# 2

ND = Not detected      MDL - Method Detection Limit  
 RL = Reporting Limit  
 E = Indicates value exceeds calibration range

J = Indicates an estimated value  
 B = Indicates analyte found in associated method blank  
 N = Indicates presumptive evidence of a compound

## Report of Analysis

<b>Client Sample ID:</b>	Z27-1.0	<b>Date Sampled:</b>	07/15/11
<b>Lab Sample ID:</b>	C17019-15	<b>Date Received:</b>	07/15/11
<b>Matrix:</b>	SO - Soil	<b>Percent Solids:</b>	n/a <sup>a</sup>
<b>Method:</b>	SW846 8260B	<b>Project:</b> Romic Soil Investigation(Romic EPA) - 2081 Bay Road, East Palo Alto, CA	

Run #	File ID	DF	Analyzed	By	Prep Date	Prep Batch	Analytical Batch
Run #1 <sup>b</sup>	3C77626.D	1	07/29/11	ANJ	n/a	n/a	N:V3C3432
Run #2							

Run #	Initial Weight
Run #1	5.8 g
Run #2	

## VOA 8260 List

CAS No.	Compound	Result	RL	MDL	Units	Q
67-64-1	Acetone	ND	8.6	5.7	ug/kg	
71-43-2	Benzene	ND	0.86	0.11	ug/kg	
108-86-1	Bromobenzene	ND	4.3	0.17	ug/kg	
74-97-5	Bromochloromethane	ND	4.3	0.45	ug/kg	
75-27-4	Bromodichloromethane	ND	4.3	0.19	ug/kg	
75-25-2	Bromoform	ND	4.3	0.65	ug/kg	
74-83-9	Bromomethane	ND	4.3	0.34	ug/kg	
78-93-3	2-Butanone (MEK)	ND	8.6	3.7	ug/kg	
104-51-8	n-Butylbenzene	ND	4.3	0.20	ug/kg	
135-98-8	sec-Butylbenzene	ND	4.3	0.14	ug/kg	
98-06-6	tert-Butylbenzene	ND	4.3	0.12	ug/kg	
56-23-5	Carbon tetrachloride	ND	4.3	0.30	ug/kg	
108-90-7	Chlorobenzene	ND	4.3	0.28	ug/kg	
75-00-3	Chloroethane	ND	4.3	0.35	ug/kg	
67-66-3	Chloroform	ND	4.3	0.42	ug/kg	
74-87-3	Chloromethane	ND	4.3	0.54	ug/kg	
95-49-8	o-Chlorotoluene	ND	4.3	0.32	ug/kg	
106-43-4	p-Chlorotoluene	ND	4.3	0.18	ug/kg	
108-20-3	Di-Isopropyl ether	ND	4.3	0.11	ug/kg	
96-12-8	1,2-Dibromo-3-chloropropane	ND	8.6	1.3	ug/kg	
124-48-1	Dibromochloromethane	ND	4.3	0.14	ug/kg	
106-93-4	1,2-Dibromoethane	ND	0.86	0.21	ug/kg	
95-50-1	1,2-Dichlorobenzene	ND	4.3	0.24	ug/kg	
541-73-1	1,3-Dichlorobenzene	ND	4.3	0.17	ug/kg	
106-46-7	1,4-Dichlorobenzene	ND	4.3	0.15	ug/kg	
75-71-8	Dichlorodifluoromethane	ND	4.3	0.28	ug/kg	
75-34-3	1,1-Dichloroethane	ND	4.3	0.19	ug/kg	
107-06-2	1,2-Dichloroethane	ND	0.86	0.16	ug/kg	
75-35-4	1,1-Dichloroethene	ND	4.3	0.53	ug/kg	
156-59-2	cis-1,2-Dichloroethene	ND	4.3	0.28	ug/kg	
156-60-5	trans-1,2-Dichloroethene	ND	4.3	0.37	ug/kg	
78-87-5	1,2-Dichloropropane	ND	4.3	0.23	ug/kg	

ND = Not detected MDL - Method Detection Limit

RL = Reporting Limit

E = Indicates value exceeds calibration range

J = Indicates an estimated value

B = Indicates analyte found in associated method blank

N = Indicates presumptive evidence of a compound

## Report of Analysis

<b>Client Sample ID:</b>	Z27-1.0	<b>Date Sampled:</b>	07/15/11
<b>Lab Sample ID:</b>	C17019-15	<b>Date Received:</b>	07/15/11
<b>Matrix:</b>	SO - Soil	<b>Percent Solids:</b>	n/a <sup>a</sup>
<b>Method:</b>	SW846 8260B	<b>Project:</b> Romic Soil Investigation(Romic EPA) - 2081 Bay Road,East Palo Alto,CA	

## VOA 8260 List

CAS No.	Compound	Result	RL	MDL	Units	Q
142-28-9	1,3-Dichloropropane	ND	4.3	0.32	ug/kg	
594-20-7	2,2-Dichloropropane	ND	4.3	0.15	ug/kg	
563-58-6	1,1-Dichloropropene	ND	4.3	0.18	ug/kg	
10061-01-5	cis-1,3-Dichloropropene	ND	4.3	0.13	ug/kg	
10061-02-6	trans-1,3-Dichloropropene	ND	4.3	0.29	ug/kg	
100-41-4	Ethylbenzene	ND	0.86	0.13	ug/kg	
87-68-3	Hexachlorobutadiene	ND	4.3	0.45	ug/kg	
591-78-6	2-Hexanone	ND	4.3	2.1	ug/kg	
98-82-8	Isopropylbenzene	ND	4.3	0.12	ug/kg	
99-87-6	p-Isopropyltoluene	ND	4.3	0.26	ug/kg	
1634-04-4	Methyl Tert Butyl Ether	ND	0.86	0.15	ug/kg	
108-10-1	4-Methyl-2-pentanone(MIBK)	ND	4.3	2.3	ug/kg	
74-95-3	Methylene bromide	ND	4.3	0.49	ug/kg	
75-09-2	Methylene chloride	ND	4.3	0.20	ug/kg	
91-20-3	Naphthalene	ND	4.3	0.91	ug/kg	
103-65-1	n-Propylbenzene	ND	4.3	0.30	ug/kg	
100-42-5	Styrene	ND	4.3	0.16	ug/kg	
75-65-0	Tert Butyl Alcohol	ND	22	5.0	ug/kg	
994-05-8	tert-Amyl Methyl Ether	ND	4.3	0.13	ug/kg	
637-92-3	tert-Butyl Ethyl Ether	ND	4.3	0.12	ug/kg	
630-20-6	1,1,1,2-Tetrachloroethane	ND	4.3	0.16	ug/kg	
79-34-5	1,1,2,2-Tetrachloroethane	ND	4.3	0.15	ug/kg	
127-18-4	Tetrachloroethene	ND	4.3	0.16	ug/kg	
108-88-3	Toluene	ND	0.86	0.33	ug/kg	
87-61-6	1,2,3-Trichlorobenzene	ND	4.3	0.38	ug/kg	
120-82-1	1,2,4-Trichlorobenzene	ND	4.3	0.29	ug/kg	
71-55-6	1,1,1-Trichloroethane	ND	4.3	0.21	ug/kg	
79-00-5	1,1,2-Trichloroethane	ND	4.3	0.37	ug/kg	
79-01-6	Trichloroethene	ND	4.3	0.21	ug/kg	
75-69-4	Trichlorofluoromethane	ND	4.3	0.42	ug/kg	
96-18-4	1,2,3-Trichloropropane	ND	4.3	0.92	ug/kg	
95-63-6	1,2,4-Trimethylbenzene	ND	4.3	0.97	ug/kg	
108-67-8	1,3,5-Trimethylbenzene	ND	4.3	0.11	ug/kg	
75-01-4	Vinyl chloride	ND	4.3	0.40	ug/kg	
1330-20-7	Xylene (total)	ND	0.86	0.16	ug/kg	

CAS No.	Surrogate Recoveries	Run# 1	Run# 2	Limits
1868-53-7	Dibromofluoromethane	101%		67-131%
17060-07-0	1,2-Dichloroethane-D4	100%		66-130%

ND = Not detected MDL - Method Detection Limit

RL = Reporting Limit

E = Indicates value exceeds calibration range

J = Indicates an estimated value

B = Indicates analyte found in associated method blank

N = Indicates presumptive evidence of a compound

## Report of Analysis

<b>Client Sample ID:</b> Z27-1.0		
<b>Lab Sample ID:</b> C17019-15		<b>Date Sampled:</b> 07/15/11
<b>Matrix:</b> SO - Soil		<b>Date Received:</b> 07/15/11
<b>Method:</b> SW846 8260B		<b>Percent Solids:</b> n/a <sup>a</sup>
<b>Project:</b> Romic Soil Investigation(Romic EPA) - 2081 Bay Road, East Palo Alto, CA		

### VOA 8260 List

CAS No.	Surrogate Recoveries	Run# 1	Run# 2	Limits
2037-26-5	Toluene-D8	106%		76-125%
460-00-4	4-Bromofluorobenzene	104%		53-142%

- (a) All results reported on wet weight basis.
- (b) Analysis performed at Accutest Laboratories, Dayton, NJ.

ND = Not detected      MDL - Method Detection Limit  
 RL = Reporting Limit  
 E = Indicates value exceeds calibration range

J = Indicates an estimated value  
 B = Indicates analyte found in associated method blank  
 N = Indicates presumptive evidence of a compound

## Report of Analysis

<b>Client Sample ID:</b>	Z27-1.0	<b>Date Sampled:</b>	07/15/11
<b>Lab Sample ID:</b>	C17019-15	<b>Date Received:</b>	07/15/11
<b>Matrix:</b>	SO - Soil	<b>Percent Solids:</b>	n/a <sup>a</sup>
<b>Method:</b>	SW846 8270C SW846 3550B	<b>Project:</b> Romic Soil Investigation(Romic EPA) - 2081 Bay Road, East Palo Alto, CA	

Run #	File ID	DF	Analyzed	By	Prep Date	Prep Batch	Analytical Batch
Run #1	Y8884.D	1	07/19/11	MT	07/18/11	OP4247	EY424
Run #2							

Run #	Initial Weight	Final Volume
Run #1	10.0 g	1.0 ml
Run #2		

## ABN Full List

CAS No.	Compound	Result	RL	MDL	Units	Q
65-85-0	Benzoic acid	ND	1000	890	ug/kg	
95-57-8	2-Chlorophenol	ND	1000	680	ug/kg	
59-50-7	4-Chloro-3-methyl phenol	ND	500	420	ug/kg	
120-83-2	2,4-Dichlorophenol	ND	500	140	ug/kg	
105-67-9	2,4-Dimethylphenol	ND	500	150	ug/kg	
51-28-5	2,4-Dinitrophenol	ND	2500	850	ug/kg	
534-52-1	4,6-Dinitro-o-cresol	ND	2000	1000	ug/kg	
95-48-7	2-Methylphenol	ND	500	170	ug/kg	
	3&4-Methylphenol	ND	500	150	ug/kg	
88-75-5	2-Nitrophenol	ND	500	130	ug/kg	
100-02-7	4-Nitrophenol	ND	2000	1200	ug/kg	
87-86-5	Pentachlorophenol	ND	500	420	ug/kg	
108-95-2	Phenol	ND	2000	1300	ug/kg	
95-95-4	2,4,5-Trichlorophenol	ND	500	120	ug/kg	
88-06-2	2,4,6-Trichlorophenol	ND	500	160	ug/kg	
83-32-9	Acenaphthene	ND	1000	500	ug/kg	
208-96-8	Acenaphthylene	ND	500	200	ug/kg	
62-53-3	Aniline	ND	500	140	ug/kg	
120-12-7	Anthracene	ND	500	100	ug/kg	
103-33-3	Azobenzene	ND	500	170	ug/kg	
92-87-5	Benzidine	ND	2500	730	ug/kg	
56-55-3	Benzo(a)anthracene	ND	500	70	ug/kg	
50-32-8	Benzo(a)pyrene	ND	500	90	ug/kg	
205-99-2	Benzo(b)fluoranthene	ND	500	60	ug/kg	
191-24-2	Benzo(g,h,i)perylene	ND	500	150	ug/kg	
207-08-9	Benzo(k)fluoranthene	ND	500	120	ug/kg	
101-55-3	4-Bromophenyl phenyl ether	ND	500	150	ug/kg	
85-68-7	Butyl benzyl phthalate	ND	500	110	ug/kg	
100-51-6	Benzyl Alcohol	ND	1000	160	ug/kg	
91-58-7	2-Chloronaphthalene	ND	500	180	ug/kg	
106-47-8	4-Chloroaniline	ND	500	140	ug/kg	
86-74-8	Carbazole	ND	500	80	ug/kg	

ND = Not detected MDL - Method Detection Limit

RL = Reporting Limit

E = Indicates value exceeds calibration range

J = Indicates an estimated value

B = Indicates analyte found in associated method blank

N = Indicates presumptive evidence of a compound

## Report of Analysis

<b>Client Sample ID:</b>	Z27-1.0	<b>Date Sampled:</b>	07/15/11
<b>Lab Sample ID:</b>	C17019-15	<b>Date Received:</b>	07/15/11
<b>Matrix:</b>	SO - Soil	<b>Percent Solids:</b>	n/a <sup>a</sup>
<b>Method:</b>	SW846 8270C SW846 3550B		
<b>Project:</b>	Romic Soil Investigation(Romic EPA) - 2081 Bay Road,East Palo Alto,CA		

## ABN Full List

CAS No.	Compound	Result	RL	MDL	Units	Q
218-01-9	Chrysene	ND	500	100	ug/kg	
111-91-1	bis(2-Chloroethoxy)methane	ND	500	180	ug/kg	
111-44-4	bis(2-Chloroethyl)ether	ND	500	230	ug/kg	
108-60-1	bis(2-Chloroisopropyl)ether	ND	500	270	ug/kg	
7005-72-3	4-Chlorophenyl phenyl ether	ND	500	190	ug/kg	
95-50-1	1,2-Dichlorobenzene	ND	500	160	ug/kg	
541-73-1	1,3-Dichlorobenzene	ND	500	150	ug/kg	
106-46-7	1,4-Dichlorobenzene	ND	500	420	ug/kg	
121-14-2	2,4-Dinitrotoluene	ND	500	460	ug/kg	
606-20-2	2,6-Dinitrotoluene	ND	1000	320	ug/kg	
91-94-1	3,3'-Dichlorobenzidine	ND	2500	140	ug/kg	
53-70-3	Dibenzo(a,h)anthracene	ND	500	130	ug/kg	
132-64-9	Dibenzofuran	ND	500	160	ug/kg	
122-39-4	Diphenylamine	ND	500	120	ug/kg	
84-74-2	Di-n-butyl phthalate	ND	500	100	ug/kg	
117-84-0	Di-n-octyl phthalate	ND	500	130	ug/kg	
84-66-2	Diethyl phthalate	ND	500	170	ug/kg	
131-11-3	Dimethyl phthalate	ND	500	180	ug/kg	
117-81-7	bis(2-Ethylhexyl)phthalate	ND	500	220	ug/kg	
206-44-0	Fluoranthene	ND	500	100	ug/kg	
86-73-7	Fluorene	ND	500	180	ug/kg	
118-74-1	Hexachlorobenzene	ND	500	130	ug/kg	
87-68-3	Hexachlorobutadiene	ND	500	190	ug/kg	
77-47-4	Hexachlorocyclopentadiene	ND	500	140	ug/kg	
67-72-1	Hexachloroethane	ND	500	160	ug/kg	
193-39-5	Indeno(1,2,3-cd)pyrene	ND	500	140	ug/kg	
78-59-1	Isophorone	ND	500	170	ug/kg	
90-12-0	1-Methylnaphthalene	ND	500	160	ug/kg	
91-57-6	2-Methylnaphthalene	ND	500	160	ug/kg	
88-74-4	2-Nitroaniline	ND	500	120	ug/kg	
99-09-2	3-Nitroaniline	ND	500	120	ug/kg	
100-01-6	4-Nitroaniline	ND	500	300	ug/kg	
91-20-3	Naphthalene	ND	500	170	ug/kg	
98-95-3	Nitrobenzene	ND	500	160	ug/kg	
62-75-9	N-Nitrosodimethylamine	ND	5000	2200	ug/kg	
621-64-7	N-Nitroso-di-n-propylamine	ND	1000	550	ug/kg	
85-01-8	Phenanthrene	ND	500	110	ug/kg	
129-00-0	Pyrene	ND	1000	680	ug/kg	
110-86-1	Pyridine	ND	2000	220	ug/kg	
120-82-1	1,2,4-Trichlorobenzene	ND	500	340	ug/kg	

ND = Not detected MDL - Method Detection Limit

RL = Reporting Limit

E = Indicates value exceeds calibration range

J = Indicates an estimated value

B = Indicates analyte found in associated method blank

N = Indicates presumptive evidence of a compound

## Report of Analysis

<b>Client Sample ID:</b> Z27-1.0		
<b>Lab Sample ID:</b> C17019-15		<b>Date Sampled:</b> 07/15/11
<b>Matrix:</b> SO - Soil		<b>Date Received:</b> 07/15/11
<b>Method:</b> SW846 8270C SW846 3550B		<b>Percent Solids:</b> n/a <sup>a</sup>
<b>Project:</b> Romic Soil Investigation(Romic EPA) - 2081 Bay Road, East Palo Alto, CA		

### ABN Full List

CAS No.	Surrogate Recoveries	Run# 1	Run# 2	Limits
367-12-4	2-Fluorophenol	69%		20-100%
4165-62-2	Phenol-d5	73%		20-100%
118-79-6	2,4,6-Tribromophenol	89%		30-100%
4165-60-0	Nitrobenzene-d5	72%		20-100%
321-60-8	2-Fluorobiphenyl	71%		20-106%
1718-51-0	Terphenyl-d14	100%		55-130%

(a) All results reported on wet weight basis.

ND = Not detected      MDL - Method Detection Limit  
 RL = Reporting Limit  
 E = Indicates value exceeds calibration range

J = Indicates an estimated value  
 B = Indicates analyte found in associated method blank  
 N = Indicates presumptive evidence of a compound



## Report of Analysis

<b>Client Sample ID:</b> Z27-1.0		<b>Date Sampled:</b> 07/15/11
<b>Lab Sample ID:</b> C17019-15		<b>Date Received:</b> 07/15/11
<b>Matrix:</b> SO - Soil		<b>Percent Solids:</b> n/a <sup>a</sup>
<b>Method:</b> SW846 8015B		
<b>Project:</b> Romic Soil Investigation(Romic EPA) - 2081 Bay Road, East Palo Alto, CA		

Run #	File ID	DF	Analyzed	By	Prep Date	Prep Batch	Analytical Batch
Run #1	JK21338.D	1	07/28/11	TT	n/a	n/a	GJK883
Run #2							

Run #	Initial Weight
Run #1	5.21 g
Run #2	

**TPH Volatiles**

CAS No.	Compound	Result	RL	MDL	Units	Q
	TPH-GRO (C6-C10)	ND	0.096	0.048	mg/kg	
CAS No.	Surrogate Recoveries	Run# 1	Run# 2	Limits		
98-08-8	aaa-Trifluorotoluene	85%		60-157%		

(a) All results reported on wet weight basis.

ND = Not detected      MDL - Method Detection Limit  
 RL = Reporting Limit  
 E = Indicates value exceeds calibration range

J = Indicates an estimated value  
 B = Indicates analyte found in associated method blank  
 N = Indicates presumptive evidence of a compound

## Report of Analysis

<b>Client Sample ID:</b>	Z27-1.0	<b>Date Sampled:</b>	07/15/11
<b>Lab Sample ID:</b>	C17019-15	<b>Date Received:</b>	07/15/11
<b>Matrix:</b>	SO - Soil	<b>Percent Solids:</b>	n/a <sup>a</sup>
<b>Method:</b>	SW846 8081A SW846 3545A	<b>Project:</b> Romic Soil Investigation(Romic EPA) - 2081 Bay Road, East Palo Alto, CA	

Run #	File ID	DF	Analyzed	By	Prep Date	Prep Batch	Analytical Batch
Run #1 <sup>b</sup>	OO23008.D	50	07/31/11	RV	07/27/11	OP4315	G00733
Run #2							

Run #	Initial Weight	Final Volume
Run #1	10.0 g	10.0 ml
Run #2		

## Pesticide PPL List

CAS No.	Compound	Result	RL	MDL	Units	Q
309-00-2	Aldrin	ND	1300	500	ug/kg	
319-84-6	alpha-BHC	ND	1300	550	ug/kg	
319-85-7	beta-BHC	ND	1300	180	ug/kg	
319-86-8	delta-BHC	ND	1300	180	ug/kg	
58-89-9	gamma-BHC (Lindane)	ND	1300	380	ug/kg	
12789-03-6	Chlordane	ND	5000	5000	ug/kg	
60-57-1	Dieldrin	ND	1300	150	ug/kg	
72-54-8	4,4' -DDD	ND	1300	180	ug/kg	
72-55-9	4,4' -DDE	ND	1300	150	ug/kg	
50-29-3	4,4' -DDT	ND	1300	150	ug/kg	
72-20-8	Endrin	ND	1300	150	ug/kg	
7421-93-4	Endrin aldehyde	ND	1300	300	ug/kg	
959-98-8	Endosulfan-I	ND	1300	180	ug/kg	
33213-65-9	Endosulfan-II	ND	1300	180	ug/kg	
1031-07-8	Endosulfan sulfate	ND	1300	400	ug/kg	
76-44-8	Heptachlor	ND	1300	300	ug/kg	
1024-57-3	Heptachlor epoxide	ND	1300	200	ug/kg	
72-43-5	Methoxychlor	ND	1300	180	ug/kg	
8001-35-2	Toxaphene	ND	5000	5000	ug/kg	

CAS No.	Surrogate Recoveries	Run# 1	Run# 2	Limits
877-09-8	Tetrachloro-m-xylene	60%		35-132%
877-09-8	Tetrachloro-m-xylene	91%		35-132%
2051-24-3	Decachlorobiphenyl	87%		35-132%
2051-24-3	Decachlorobiphenyl	84%		35-132%

(a) All results reported on wet weight basis.

(b) Reporting limits raised due to high concentration of non-target compounds (hydrocarbons).

ND = Not detected MDL - Method Detection Limit

RL = Reporting Limit

E = Indicates value exceeds calibration range

J = Indicates an estimated value

B = Indicates analyte found in associated method blank

N = Indicates presumptive evidence of a compound

## Report of Analysis

<b>Client Sample ID:</b> Z27-1.0		<b>Date Sampled:</b> 07/15/11
<b>Lab Sample ID:</b> C17019-15		<b>Date Received:</b> 07/15/11
<b>Matrix:</b> SO - Soil		<b>Percent Solids:</b> n/a <sup>a</sup>
<b>Method:</b> SW846 8082 SW846 3545A		
<b>Project:</b> Romic Soil Investigation(Romic EPA) - 2081 Bay Road, East Palo Alto, CA		

Run #1	File ID	DF	Analyzed	By	Prep Date	Prep Batch	Analytical Batch
Run #1	PP20205.D	1	07/20/11	RV	07/19/11	OP4257	GPP687
Run #2							

Run #1	Initial Weight	Final Volume
Run #1	10.0 g	10.0 ml
Run #2		

**PCB List**

CAS No.	Compound	Result	RL	MDL	Units	Q
12674-11-2	Aroclor 1016	ND	100	17	ug/kg	
11104-28-2	Aroclor 1221	ND	100	50	ug/kg	
11141-16-5	Aroclor 1232	ND	100	50	ug/kg	
53469-21-9	Aroclor 1242	ND	100	50	ug/kg	
12672-29-6	Aroclor 1248	ND	100	50	ug/kg	
11097-69-1	Aroclor 1254 <sup>b</sup>	99.9	100	50	ug/kg	J
11096-82-5	Aroclor 1260 <sup>b</sup>	61.9	100	20	ug/kg	J

CAS No.	Surrogate Recoveries	Run# 1	Run# 2	Limits
877-09-8	Tetrachloro-m-xylene	70%		45-108%
877-09-8	Tetrachloro-m-xylene	58%		45-108%
2051-24-3	Decachlorobiphenyl	85%		54-121%
2051-24-3	Decachlorobiphenyl	65%		54-121%

(a) All results reported on wet weight basis.

(b) Estimated value due to the presence of multiple overlapping Aroclor patterns.

ND = Not detected      MDL - Method Detection Limit  
 RL = Reporting Limit  
 E = Indicates value exceeds calibration range

J = Indicates an estimated value  
 B = Indicates analyte found in associated method blank  
 N = Indicates presumptive evidence of a compound

## Report of Analysis

<b>Client Sample ID:</b> Z27-1.0		<b>Date Sampled:</b> 07/15/11
<b>Lab Sample ID:</b> C17019-15		<b>Date Received:</b> 07/15/11
<b>Matrix:</b> SO - Soil		<b>Percent Solids:</b> n/a <sup>a</sup>
<b>Method:</b> SW846 8015B M SW846 3545A		
<b>Project:</b> Romc Soil Investigation(Romc EPA) - 2081 Bay Road, East Palo Alto, CA		

Run #	File ID	DF	Analyzed	By	Prep Date	Prep Batch	Analytical Batch
Run #1	HH15570.D	20	07/28/11	JH	07/19/11	OP4263	GHH531
Run #2							

Run #	Initial Weight	Final Volume
Run #1	10.0 g	1.0 ml
Run #2		

### TPH Extractable w/ Silica Gel Cleanup

CAS No.	Compound	Result	RL	MDL	Units	Q
	TPH (C10-C28)	195	200	100	mg/kg	J
	TPH (> C28-C40)	1020	400	200	mg/kg	

CAS No.	Surrogate Recoveries	Run# 1	Run# 2	Limits
630-01-3	Hexacosane	53%		45-140%

(a) All results reported on wet weight basis.

ND = Not detected      MDL - Method Detection Limit  
 RL = Reporting Limit

J = Indicates an estimated value  
 B = Indicates analyte found in associated method blank  
 N = Indicates presumptive evidence of a compound

## Report of Analysis

<b>Client Sample ID:</b> Z27-1.0	<b>Date Sampled:</b> 07/15/11
<b>Lab Sample ID:</b> C17019-15	<b>Date Received:</b> 07/15/11
<b>Matrix:</b> SO - Soil	<b>Percent Solids:</b> n/a <sup>a</sup>
<b>Project:</b> Romic Soil Investigation(Romic EPA) - 2081 Bay Road, East Palo Alto, CA	

**Metals Analysis**

Analyte	Result	RL	Units	DF	Prep	Analyzed By	Method	Prep Method
Antimony	< 1.9	1.9	mg/kg	1	07/18/11	07/20/11 RS	SW846 6010B <sup>1</sup>	SW846 3050B <sup>4</sup>
Arsenic	2.2	1.9	mg/kg	1	07/18/11	07/20/11 RS	SW846 6010B <sup>1</sup>	SW846 3050B <sup>4</sup>
Barium	135	19	mg/kg	1	07/18/11	07/20/11 RS	SW846 6010B <sup>1</sup>	SW846 3050B <sup>4</sup>
Beryllium <sup>b</sup>	< 1.9	1.9	mg/kg	2	07/18/11	07/26/11 RS	SW846 6010B <sup>3</sup>	SW846 3050B <sup>4</sup>
Cadmium	< 0.95	0.95	mg/kg	1	07/18/11	07/20/11 RS	SW846 6010B <sup>1</sup>	SW846 3050B <sup>4</sup>
Chromium <sup>b</sup>	95.8	1.9	mg/kg	2	07/18/11	07/26/11 RS	SW846 6010B <sup>3</sup>	SW846 3050B <sup>4</sup>
Cobalt	30.2	0.95	mg/kg	1	07/18/11	07/20/11 RS	SW846 6010B <sup>1</sup>	SW846 3050B <sup>4</sup>
Copper	69.4	2.4	mg/kg	1	07/18/11	07/20/11 RS	SW846 6010B <sup>1</sup>	SW846 3050B <sup>4</sup>
Lead	5.3	1.9	mg/kg	1	07/18/11	07/20/11 RS	SW846 6010B <sup>1</sup>	SW846 3050B <sup>4</sup>
Mercury	< 0.037	0.037	mg/kg	1	07/21/11	07/22/11 RW	SW846 7471A <sup>2</sup>	SW846 7471A <sup>5</sup>
Molybdenum	< 1.9	1.9	mg/kg	1	07/18/11	07/20/11 RS	SW846 6010B <sup>1</sup>	SW846 3050B <sup>4</sup>
Nickel	74.6	0.95	mg/kg	1	07/18/11	07/20/11 RS	SW846 6010B <sup>1</sup>	SW846 3050B <sup>4</sup>
Selenium <sup>b</sup>	< 3.8	3.8	mg/kg	2	07/18/11	07/26/11 RS	SW846 6010B <sup>3</sup>	SW846 3050B <sup>4</sup>
Silver	1.5	0.95	mg/kg	1	07/18/11	07/20/11 RS	SW846 6010B <sup>1</sup>	SW846 3050B <sup>4</sup>
Thallium <sup>b</sup>	< 3.8	3.8	mg/kg	2	07/18/11	07/26/11 RS	SW846 6010B <sup>3</sup>	SW846 3050B <sup>4</sup>
Vanadium <sup>b</sup>	98.1	1.9	mg/kg	2	07/18/11	07/26/11 RS	SW846 6010B <sup>3</sup>	SW846 3050B <sup>4</sup>
Zinc	66.6	1.9	mg/kg	1	07/18/11	07/20/11 RS	SW846 6010B <sup>1</sup>	SW846 3050B <sup>4</sup>

- (1) Instrument QC Batch: MA1993
- (2) Instrument QC Batch: MA1999
- (3) Instrument QC Batch: MA2003
- (4) Prep QC Batch: MP3728
- (5) Prep QC Batch: MP3751

- (a) All results reported on wet weight basis.
- (b) Elevated reporting limit(s) due to matrix interference and/or dilution required for high interfering element.

RL = Reporting Limit

## Report of Analysis

<b>Client Sample ID:</b>	Z27-3.5	<b>Date Sampled:</b>	07/15/11
<b>Lab Sample ID:</b>	C17019-16	<b>Date Received:</b>	07/15/11
<b>Matrix:</b>	SO - Soil	<b>Percent Solids:</b>	n/a <sup>a</sup>
<b>Method:</b>	SW846 8260B	<b>Project:</b> Romic Soil Investigation(Romic EPA) - 2081 Bay Road, East Palo Alto, CA	

Run #	File ID	DF	Analyzed	By	Prep Date	Prep Batch	Analytical Batch
Run #1 <sup>b</sup>	V117803.D	1	07/29/11	ANJ	n/a	n/a	N:VV5018
Run #2							

Run #	Initial Weight
Run #1	6.4 g
Run #2	

## VOA 8260 List

CAS No.	Compound	Result	RL	MDL	Units	Q
67-64-1	Acetone	85.2	7.8	5.2	ug/kg	
71-43-2	Benzene	0.25	0.78	0.10	ug/kg	J
108-86-1	Bromobenzene	ND	3.9	0.15	ug/kg	
74-97-5	Bromochloromethane	ND	3.9	0.41	ug/kg	
75-27-4	Bromodichloromethane	ND	3.9	0.18	ug/kg	
75-25-2	Bromoform	ND	3.9	0.59	ug/kg	
74-83-9	Bromomethane	ND	3.9	0.31	ug/kg	
78-93-3	2-Butanone (MEK)	16.0	7.8	3.4	ug/kg	
104-51-8	n-Butylbenzene	ND	3.9	0.18	ug/kg	
135-98-8	sec-Butylbenzene	ND	3.9	0.12	ug/kg	
98-06-6	tert-Butylbenzene	ND	3.9	0.11	ug/kg	
56-23-5	Carbon tetrachloride	ND	3.9	0.27	ug/kg	
108-90-7	Chlorobenzene	ND	3.9	0.25	ug/kg	
75-00-3	Chloroethane	ND	3.9	0.32	ug/kg	
67-66-3	Chloroform	ND	3.9	0.38	ug/kg	
74-87-3	Chloromethane	ND	3.9	0.49	ug/kg	
95-49-8	o-Chlorotoluene	ND	3.9	0.29	ug/kg	
106-43-4	p-Chlorotoluene	ND	3.9	0.16	ug/kg	
108-20-3	Di-Isopropyl ether	ND	3.9	0.099	ug/kg	
96-12-8	1,2-Dibromo-3-chloropropane	ND	7.8	1.2	ug/kg	
124-48-1	Dibromochloromethane	ND	3.9	0.13	ug/kg	
106-93-4	1,2-Dibromoethane	ND	0.78	0.19	ug/kg	
95-50-1	1,2-Dichlorobenzene	ND	3.9	0.22	ug/kg	
541-73-1	1,3-Dichlorobenzene	ND	3.9	0.15	ug/kg	
106-46-7	1,4-Dichlorobenzene	ND	3.9	0.13	ug/kg	
75-71-8	Dichlorodifluoromethane	ND	3.9	0.25	ug/kg	
75-34-3	1,1-Dichloroethane	ND	3.9	0.17	ug/kg	
107-06-2	1,2-Dichloroethane	ND	0.78	0.14	ug/kg	
75-35-4	1,1-Dichloroethene	ND	3.9	0.48	ug/kg	
156-59-2	cis-1,2-Dichloroethene	ND	3.9	0.25	ug/kg	
156-60-5	trans-1,2-Dichloroethene	ND	3.9	0.33	ug/kg	
78-87-5	1,2-Dichloropropane	ND	3.9	0.21	ug/kg	

ND = Not detected MDL - Method Detection Limit

RL = Reporting Limit

E = Indicates value exceeds calibration range

J = Indicates an estimated value

B = Indicates analyte found in associated method blank

N = Indicates presumptive evidence of a compound

## Report of Analysis

<b>Client Sample ID:</b>	Z27-3.5	<b>Date Sampled:</b>	07/15/11
<b>Lab Sample ID:</b>	C17019-16	<b>Date Received:</b>	07/15/11
<b>Matrix:</b>	SO - Soil	<b>Percent Solids:</b>	n/a <sup>a</sup>
<b>Method:</b>	SW846 8260B	<b>Project:</b> Romic Soil Investigation(Romic EPA) - 2081 Bay Road,East Palo Alto,CA	

### VOA 8260 List

CAS No.	Compound	Result	RL	MDL	Units	Q
142-28-9	1,3-Dichloropropane	ND	3.9	0.29	ug/kg	
594-20-7	2,2-Dichloropropane	ND	3.9	0.13	ug/kg	
563-58-6	1,1-Dichloropropene	ND	3.9	0.16	ug/kg	
10061-01-5	cis-1,3-Dichloropropene	ND	3.9	0.12	ug/kg	
10061-02-6	trans-1,3-Dichloropropene	ND	3.9	0.26	ug/kg	
100-41-4	Ethylbenzene	ND	0.78	0.12	ug/kg	
87-68-3	Hexachlorobutadiene	ND	3.9	0.41	ug/kg	
591-78-6	2-Hexanone	ND	3.9	1.9	ug/kg	
98-82-8	Isopropylbenzene	ND	3.9	0.11	ug/kg	
99-87-6	p-Isopropyltoluene	ND	3.9	0.23	ug/kg	
1634-04-4	Methyl Tert Butyl Ether	ND	0.78	0.14	ug/kg	
108-10-1	4-Methyl-2-pentanone(MIBK)	ND	3.9	2.1	ug/kg	
74-95-3	Methylene bromide	ND	3.9	0.44	ug/kg	
75-09-2	Methylene chloride	ND	3.9	0.18	ug/kg	
91-20-3	Naphthalene	ND	3.9	0.83	ug/kg	
103-65-1	n-Propylbenzene	ND	3.9	0.27	ug/kg	
100-42-5	Styrene	ND	3.9	0.14	ug/kg	
75-65-0	Tert Butyl Alcohol	ND	20	4.5	ug/kg	
994-05-8	tert-Amyl Methyl Ether	ND	3.9	0.12	ug/kg	
637-92-3	tert-Butyl Ethyl Ether	ND	3.9	0.11	ug/kg	
630-20-6	1,1,1,2-Tetrachloroethane	ND	3.9	0.14	ug/kg	
79-34-5	1,1,2,2-Tetrachloroethane	ND	3.9	0.14	ug/kg	
127-18-4	Tetrachloroethene	ND	3.9	0.15	ug/kg	
108-88-3	Toluene	ND	0.78	0.30	ug/kg	
87-61-6	1,2,3-Trichlorobenzene	ND	3.9	0.34	ug/kg	
120-82-1	1,2,4-Trichlorobenzene	ND	3.9	0.27	ug/kg	
71-55-6	1,1,1-Trichloroethane	ND	3.9	0.19	ug/kg	
79-00-5	1,1,2-Trichloroethane	ND	3.9	0.34	ug/kg	
79-01-6	Trichloroethene	ND	3.9	0.19	ug/kg	
75-69-4	Trichlorofluoromethane	ND	3.9	0.38	ug/kg	
96-18-4	1,2,3-Trichloropropane	ND	3.9	0.84	ug/kg	
95-63-6	1,2,4-Trimethylbenzene	ND	3.9	0.88	ug/kg	
108-67-8	1,3,5-Trimethylbenzene	ND	3.9	0.099	ug/kg	
75-01-4	Vinyl chloride	ND	3.9	0.36	ug/kg	
1330-20-7	Xylene (total)	ND	0.78	0.14	ug/kg	

CAS No.	Surrogate Recoveries	Run# 1	Run# 2	Limits
1868-53-7	Dibromofluoromethane	111%		67-131%
17060-07-0	1,2-Dichloroethane-D4	108%		66-130%

ND = Not detected      MDL - Method Detection Limit  
 RL = Reporting Limit  
 E = Indicates value exceeds calibration range

J = Indicates an estimated value  
 B = Indicates analyte found in associated method blank  
 N = Indicates presumptive evidence of a compound

## Report of Analysis

<b>Client Sample ID:</b> Z27-3.5		
<b>Lab Sample ID:</b> C17019-16		<b>Date Sampled:</b> 07/15/11
<b>Matrix:</b> SO - Soil		<b>Date Received:</b> 07/15/11
<b>Method:</b> SW846 8260B		<b>Percent Solids:</b> n/a <sup>a</sup>
<b>Project:</b> Romic Soil Investigation(Romic EPA) - 2081 Bay Road, East Palo Alto, CA		

### VOA 8260 List

CAS No.	Surrogate Recoveries	Run# 1	Run# 2	Limits
2037-26-5	Toluene-D8	106%		76-125%
460-00-4	4-Bromofluorobenzene	94%		53-142%

- (a) All results reported on wet weight basis.
- (b) Analysis performed at Accutest Laboratories, Dayton, NJ.

ND = Not detected      MDL - Method Detection Limit  
 RL = Reporting Limit  
 E = Indicates value exceeds calibration range

J = Indicates an estimated value  
 B = Indicates analyte found in associated method blank  
 N = Indicates presumptive evidence of a compound



## Report of Analysis

<b>Client Sample ID:</b> Z27-3.5		<b>Date Sampled:</b> 07/15/11
<b>Lab Sample ID:</b> C17019-16		<b>Date Received:</b> 07/15/11
<b>Matrix:</b> SO - Soil		<b>Percent Solids:</b> n/a <sup>a</sup>
<b>Method:</b> SW846 8015B		
<b>Project:</b> Romic Soil Investigation(Romic EPA) - 2081 Bay Road, East Palo Alto, CA		

Run #	File ID	DF	Analyzed	By	Prep Date	Prep Batch	Analytical Batch
Run #1	JK21344.D	1	07/28/11	TT	n/a	n/a	GJK883
Run #2							

Run #	Initial Weight
Run #1	5.32 g
Run #2	

**TPH Volatiles**

CAS No.	Compound	Result	RL	MDL	Units	Q
	TPH-GRO (C6-C10)	ND	0.094	0.047	mg/kg	
CAS No.	Surrogate Recoveries	Run# 1	Run# 2	Limits		
98-08-8	aaa-Trifluorotoluene	89%		60-157%		

(a) All results reported on wet weight basis.

ND = Not detected      MDL - Method Detection Limit  
 RL = Reporting Limit  
 E = Indicates value exceeds calibration range

J = Indicates an estimated value  
 B = Indicates analyte found in associated method blank  
 N = Indicates presumptive evidence of a compound

## Report of Analysis

<b>Client Sample ID:</b> Z27-3.5		<b>Date Sampled:</b> 07/15/11
<b>Lab Sample ID:</b> C17019-16		<b>Date Received:</b> 07/15/11
<b>Matrix:</b> SO - Soil		<b>Percent Solids:</b> n/a <sup>a</sup>
<b>Method:</b> SW846 8015B M SW846 3545A		
<b>Project:</b> Romic Soil Investigation(Romic EPA) - 2081 Bay Road, East Palo Alto, CA		

Run #	File ID	DF	Analyzed	By	Prep Date	Prep Batch	Analytical Batch
Run #1	HH15339.D	1	07/22/11	JH	07/19/11	OP4263	GHH526
Run #2							

Run #	Initial Weight	Final Volume
Run #1	10.2 g	1.0 ml
Run #2		

**TPH Extractable w/ Silica Gel Cleanup**

CAS No.	Compound	Result	RL	MDL	Units	Q
	TPH (C10-C28)	5.07	9.8	4.9	mg/kg	J
	TPH (> C28-C40)	ND	20	9.8	mg/kg	

CAS No.	Surrogate Recoveries	Run# 1	Run# 2	Limits
630-01-3	Hexacosane	57%		45-140%

(a) All results reported on wet weight basis.

ND = Not detected      MDL - Method Detection Limit  
 RL = Reporting Limit

J = Indicates an estimated value  
 B = Indicates analyte found in associated method blank  
 N = Indicates presumptive evidence of a compound

## Report of Analysis

<b>Client Sample ID:</b> Z27-3.5	<b>Date Sampled:</b> 07/15/11
<b>Lab Sample ID:</b> C17019-16	<b>Date Received:</b> 07/15/11
<b>Matrix:</b> SO - Soil	<b>Percent Solids:</b> n/a <sup>a</sup>
<b>Project:</b> Romic Soil Investigation(Romic EPA) - 2081 Bay Road, East Palo Alto, CA	

### Metals Analysis

Analyte	Result	RL	Units	DF	Prep	Analyzed By	Method	Prep Method
Cadmium	< 0.91	0.91	mg/kg	1	07/18/11	07/20/11 RS	SW846 6010B <sup>1</sup>	SW846 3050B <sup>2</sup>
Chromium	36.0	0.91	mg/kg	1	07/18/11	07/20/11 RS	SW846 6010B <sup>1</sup>	SW846 3050B <sup>2</sup>
Lead	5.0	1.8	mg/kg	1	07/18/11	07/20/11 RS	SW846 6010B <sup>1</sup>	SW846 3050B <sup>2</sup>

(1) Instrument QC Batch: MA1993

(2) Prep QC Batch: MP3728

(a) All results reported on wet weight basis.

RL = Reporting Limit

## Report of Analysis

<b>Client Sample ID:</b>	Z27-6.5	<b>Date Sampled:</b>	07/15/11
<b>Lab Sample ID:</b>	C17019-17	<b>Date Received:</b>	07/15/11
<b>Matrix:</b>	SO - Soil	<b>Percent Solids:</b>	n/a <sup>a</sup>
<b>Method:</b>	SW846 8260B	<b>Project:</b> Romic Soil Investigation(Romic EPA) - 2081 Bay Road, East Palo Alto, CA	

Run #	File ID	DF	Analyzed	By	Prep Date	Prep Batch	Analytical Batch
Run #1 <sup>b</sup>	V117798.D	1	07/29/11	ANJ	n/a	n/a	N:VV5018
Run #2							

Run #	Initial Weight
Run #1	7.1 g
Run #2	

## VOA 8260 List

CAS No.	Compound	Result	RL	MDL	Units	Q
67-64-1	Acetone	14.0	7.0	4.7	ug/kg	
71-43-2	Benzene	ND	0.70	0.094	ug/kg	
108-86-1	Bromobenzene	ND	3.5	0.14	ug/kg	
74-97-5	Bromochloromethane	ND	3.5	0.37	ug/kg	
75-27-4	Bromodichloromethane	ND	3.5	0.16	ug/kg	
75-25-2	Bromoform	ND	3.5	0.53	ug/kg	
74-83-9	Bromomethane	ND	3.5	0.28	ug/kg	
78-93-3	2-Butanone (MEK)	ND	7.0	3.0	ug/kg	
104-51-8	n-Butylbenzene	ND	3.5	0.17	ug/kg	
135-98-8	sec-Butylbenzene	ND	3.5	0.11	ug/kg	
98-06-6	tert-Butylbenzene	ND	3.5	0.097	ug/kg	
56-23-5	Carbon tetrachloride	ND	3.5	0.24	ug/kg	
108-90-7	Chlorobenzene	0.99	3.5	0.23	ug/kg	J
75-00-3	Chloroethane	ND	3.5	0.29	ug/kg	
67-66-3	Chloroform	ND	3.5	0.34	ug/kg	
74-87-3	Chloromethane	ND	3.5	0.44	ug/kg	
95-49-8	o-Chlorotoluene	ND	3.5	0.26	ug/kg	
106-43-4	p-Chlorotoluene	ND	3.5	0.15	ug/kg	
108-20-3	Di-Isopropyl ether	ND	3.5	0.089	ug/kg	
96-12-8	1,2-Dibromo-3-chloropropane	ND	7.0	1.1	ug/kg	
124-48-1	Dibromochloromethane	ND	3.5	0.12	ug/kg	
106-93-4	1,2-Dibromoethane	ND	0.70	0.17	ug/kg	
95-50-1	1,2-Dichlorobenzene	ND	3.5	0.20	ug/kg	
541-73-1	1,3-Dichlorobenzene	ND	3.5	0.14	ug/kg	
106-46-7	1,4-Dichlorobenzene	ND	3.5	0.12	ug/kg	
75-71-8	Dichlorodifluoromethane	ND	3.5	0.23	ug/kg	
75-34-3	1,1-Dichloroethane	ND	3.5	0.15	ug/kg	
107-06-2	1,2-Dichloroethane	ND	0.70	0.13	ug/kg	
75-35-4	1,1-Dichloroethene	ND	3.5	0.43	ug/kg	
156-59-2	cis-1,2-Dichloroethene	ND	3.5	0.23	ug/kg	
156-60-5	trans-1,2-Dichloroethene	ND	3.5	0.30	ug/kg	
78-87-5	1,2-Dichloropropane	ND	3.5	0.19	ug/kg	

ND = Not detected MDL - Method Detection Limit

RL = Reporting Limit

E = Indicates value exceeds calibration range

J = Indicates an estimated value

B = Indicates analyte found in associated method blank

N = Indicates presumptive evidence of a compound

## Report of Analysis

<b>Client Sample ID:</b>	Z27-6.5	<b>Date Sampled:</b>	07/15/11
<b>Lab Sample ID:</b>	C17019-17	<b>Date Received:</b>	07/15/11
<b>Matrix:</b>	SO - Soil	<b>Percent Solids:</b>	n/a <sup>a</sup>
<b>Method:</b>	SW846 8260B	<b>Project:</b> Romic Soil Investigation(Romic EPA) - 2081 Bay Road,East Palo Alto,CA	

### VOA 8260 List

CAS No.	Compound	Result	RL	MDL	Units	Q
142-28-9	1,3-Dichloropropane	ND	3.5	0.26	ug/kg	
594-20-7	2,2-Dichloropropane	ND	3.5	0.12	ug/kg	
563-58-6	1,1-Dichloropropene	ND	3.5	0.15	ug/kg	
10061-01-5	cis-1,3-Dichloropropene	ND	3.5	0.11	ug/kg	
10061-02-6	trans-1,3-Dichloropropene	ND	3.5	0.24	ug/kg	
100-41-4	Ethylbenzene	ND	0.70	0.10	ug/kg	
87-68-3	Hexachlorobutadiene	ND	3.5	0.37	ug/kg	
591-78-6	2-Hexanone	ND	3.5	1.7	ug/kg	
98-82-8	Isopropylbenzene	ND	3.5	0.096	ug/kg	
99-87-6	p-Isopropyltoluene	ND	3.5	0.21	ug/kg	
1634-04-4	Methyl Tert Butyl Ether	ND	0.70	0.13	ug/kg	
108-10-1	4-Methyl-2-pentanone(MIBK)	ND	3.5	1.9	ug/kg	
74-95-3	Methylene bromide	ND	3.5	0.40	ug/kg	
75-09-2	Methylene chloride	ND	3.5	0.16	ug/kg	
91-20-3	Naphthalene	ND	3.5	0.75	ug/kg	
103-65-1	n-Propylbenzene	ND	3.5	0.24	ug/kg	
100-42-5	Styrene	ND	3.5	0.13	ug/kg	
75-65-0	Tert Butyl Alcohol	34.3	18	4.0	ug/kg	
994-05-8	tert-Amyl Methyl Ether	ND	3.5	0.10	ug/kg	
637-92-3	tert-Butyl Ethyl Ether	ND	3.5	0.099	ug/kg	
630-20-6	1,1,1,2-Tetrachloroethane	ND	3.5	0.13	ug/kg	
79-34-5	1,1,2,2-Tetrachloroethane	ND	3.5	0.13	ug/kg	
127-18-4	Tetrachloroethene	ND	3.5	0.13	ug/kg	
108-88-3	Toluene	ND	0.70	0.27	ug/kg	
87-61-6	1,2,3-Trichlorobenzene	ND	3.5	0.31	ug/kg	
120-82-1	1,2,4-Trichlorobenzene	ND	3.5	0.24	ug/kg	
71-55-6	1,1,1-Trichloroethane	ND	3.5	0.17	ug/kg	
79-00-5	1,1,2-Trichloroethane	ND	3.5	0.30	ug/kg	
79-01-6	Trichloroethene	ND	3.5	0.17	ug/kg	
75-69-4	Trichlorofluoromethane	ND	3.5	0.34	ug/kg	
96-18-4	1,2,3-Trichloropropane	ND	3.5	0.75	ug/kg	
95-63-6	1,2,4-Trimethylbenzene	ND	3.5	0.79	ug/kg	
108-67-8	1,3,5-Trimethylbenzene	ND	3.5	0.089	ug/kg	
75-01-4	Vinyl chloride	ND	3.5	0.32	ug/kg	
1330-20-7	Xylene (total)	ND	0.70	0.13	ug/kg	

CAS No.	Surrogate Recoveries	Run# 1	Run# 2	Limits
1868-53-7	Dibromofluoromethane	104%		67-131%
17060-07-0	1,2-Dichloroethane-D4	93%		66-130%

ND = Not detected      MDL - Method Detection Limit  
 RL = Reporting Limit  
 E = Indicates value exceeds calibration range

J = Indicates an estimated value  
 B = Indicates analyte found in associated method blank  
 N = Indicates presumptive evidence of a compound

## Report of Analysis

<b>Client Sample ID:</b> Z27-6.5		
<b>Lab Sample ID:</b> C17019-17		<b>Date Sampled:</b> 07/15/11
<b>Matrix:</b> SO - Soil		<b>Date Received:</b> 07/15/11
<b>Method:</b> SW846 8260B		<b>Percent Solids:</b> n/a <sup>a</sup>
<b>Project:</b> Romic Soil Investigation(Romic EPA) - 2081 Bay Road, East Palo Alto, CA		

### VOA 8260 List

CAS No.	Surrogate Recoveries	Run# 1	Run# 2	Limits
2037-26-5	Toluene-D8	105%		76-125%
460-00-4	4-Bromofluorobenzene	96%		53-142%

- (a) All results reported on wet weight basis.
- (b) Analysis performed at Accutest Laboratories, Dayton, NJ.

ND = Not detected      MDL - Method Detection Limit  
 RL = Reporting Limit  
 E = Indicates value exceeds calibration range

J = Indicates an estimated value  
 B = Indicates analyte found in associated method blank  
 N = Indicates presumptive evidence of a compound

## Report of Analysis

<b>Client Sample ID:</b> Z27-6.5		<b>Date Sampled:</b> 07/15/11
<b>Lab Sample ID:</b> C17019-17		<b>Date Received:</b> 07/15/11
<b>Matrix:</b> SO - Soil		<b>Percent Solids:</b> n/a <sup>a</sup>
<b>Method:</b> SW846 8015B		
<b>Project:</b> Romic Soil Investigation(Romic EPA) - 2081 Bay Road, East Palo Alto, CA		

Run #	File ID	DF	Analyzed	By	Prep Date	Prep Batch	Analytical Batch
Run #1	JK21345.D	1	07/28/11	TT	n/a	n/a	GJK883
Run #2							

Run #	Initial Weight
Run #1	5.27 g
Run #2	

**TPH Volatiles**

CAS No.	Compound	Result	RL	MDL	Units	Q
	TPH-GRO (C6-C10)	ND	0.095	0.047	mg/kg	
CAS No.	Surrogate Recoveries	Run# 1	Run# 2	Limits		
98-08-8	aaa-Trifluorotoluene	91%		60-157%		

(a) All results reported on wet weight basis.

ND = Not detected      MDL - Method Detection Limit  
 RL = Reporting Limit  
 E = Indicates value exceeds calibration range

J = Indicates an estimated value  
 B = Indicates analyte found in associated method blank  
 N = Indicates presumptive evidence of a compound

## Report of Analysis

<b>Client Sample ID:</b> Z27-6.5		<b>Date Sampled:</b> 07/15/11
<b>Lab Sample ID:</b> C17019-17		<b>Date Received:</b> 07/15/11
<b>Matrix:</b> SO - Soil		<b>Percent Solids:</b> n/a <sup>a</sup>
<b>Method:</b> SW846 8015B M SW846 3545A		
<b>Project:</b> Romc Soil Investigation(Romc EPA) - 2081 Bay Road, East Palo Alto, CA		

Run #	File ID	DF	Analyzed	By	Prep Date	Prep Batch	Analytical Batch
Run #1	HH15340.D	1	07/22/11	JH	07/19/11	OP4263	GHH526
Run #2							

Run #	Initial Weight	Final Volume
Run #1	10.1 g	1.0 ml
Run #2		

### TPH Extractable w/ Silica Gel Cleanup

CAS No.	Compound	Result	RL	MDL	Units	Q
	TPH (C10-C28)	ND	9.9	5.0	mg/kg	
	TPH (> C28-C40)	ND	20	9.9	mg/kg	

CAS No.	Surrogate Recoveries	Run# 1	Run# 2	Limits
630-01-3	Hexacosane	60%		45-140%

(a) All results reported on wet weight basis.

ND = Not detected      MDL - Method Detection Limit  
 RL = Reporting Limit  
 E = Indicates value exceeds calibration range

J = Indicates an estimated value  
 B = Indicates analyte found in associated method blank  
 N = Indicates presumptive evidence of a compound



## Report of Analysis

<b>Client Sample ID:</b> Z27-6.5	<b>Date Sampled:</b> 07/15/11
<b>Lab Sample ID:</b> C17019-17	<b>Date Received:</b> 07/15/11
<b>Matrix:</b> SO - Soil	<b>Percent Solids:</b> n/a <sup>a</sup>
<b>Project:</b> Romic Soil Investigation(Romic EPA) - 2081 Bay Road, East Palo Alto, CA	

### Metals Analysis

Analyte	Result	RL	Units	DF	Prep	Analyzed By	Method	Prep Method
Cadmium	< 0.96	0.96	mg/kg	1	07/18/11	07/20/11 RS	SW846 6010B <sup>1</sup>	SW846 3050B <sup>2</sup>
Chromium	40.0	0.96	mg/kg	1	07/18/11	07/20/11 RS	SW846 6010B <sup>1</sup>	SW846 3050B <sup>2</sup>
Lead	4.3	1.9	mg/kg	1	07/18/11	07/20/11 RS	SW846 6010B <sup>1</sup>	SW846 3050B <sup>2</sup>

(1) Instrument QC Batch: MA1993

(2) Prep QC Batch: MP3728

(a) All results reported on wet weight basis.

RL = Reporting Limit

## Report of Analysis

<b>Client Sample ID:</b>	Y23-0.5	<b>Date Sampled:</b>	07/15/11
<b>Lab Sample ID:</b>	C17019-18	<b>Date Received:</b>	07/15/11
<b>Matrix:</b>	SO - Soil	<b>Percent Solids:</b>	n/a <sup>a</sup>
<b>Method:</b>	SW846 8260B	<b>Project:</b> Romic Soil Investigation(Romic EPA) - 2081 Bay Road, East Palo Alto, CA	

Run #	File ID	DF	Analyzed	By	Prep Date	Prep Batch	Analytical Batch
Run #1 <sup>b</sup>	V117799.D	1	07/29/11	ANJ	n/a	n/a	N:VV5018
Run #2							

Run #	Initial Weight
Run #1	6.1 g
Run #2	

## VOA 8260 List

CAS No.	Compound	Result	RL	MDL	Units	Q
67-64-1	Acetone	ND	8.2	5.4	ug/kg	
71-43-2	Benzene	ND	0.82	0.11	ug/kg	
108-86-1	Bromobenzene	ND	4.1	0.16	ug/kg	
74-97-5	Bromochloromethane	ND	4.1	0.43	ug/kg	
75-27-4	Bromodichloromethane	ND	4.1	0.18	ug/kg	
75-25-2	Bromoform	ND	4.1	0.62	ug/kg	
74-83-9	Bromomethane	ND	4.1	0.32	ug/kg	
78-93-3	2-Butanone (MEK)	ND	8.2	3.5	ug/kg	
104-51-8	n-Butylbenzene	ND	4.1	0.19	ug/kg	
135-98-8	sec-Butylbenzene	ND	4.1	0.13	ug/kg	
98-06-6	tert-Butylbenzene	ND	4.1	0.11	ug/kg	
56-23-5	Carbon tetrachloride	ND	4.1	0.28	ug/kg	
108-90-7	Chlorobenzene	ND	4.1	0.26	ug/kg	
75-00-3	Chloroethane	ND	4.1	0.33	ug/kg	
67-66-3	Chloroform	ND	4.1	0.40	ug/kg	
74-87-3	Chloromethane	ND	4.1	0.51	ug/kg	
95-49-8	o-Chlorotoluene	ND	4.1	0.31	ug/kg	
106-43-4	p-Chlorotoluene	ND	4.1	0.17	ug/kg	
108-20-3	Di-Isopropyl ether	ND	4.1	0.10	ug/kg	
96-12-8	1,2-Dibromo-3-chloropropane	ND	8.2	1.2	ug/kg	
124-48-1	Dibromochloromethane	ND	4.1	0.14	ug/kg	
106-93-4	1,2-Dibromoethane	ND	0.82	0.20	ug/kg	
95-50-1	1,2-Dichlorobenzene	ND	4.1	0.23	ug/kg	
541-73-1	1,3-Dichlorobenzene	ND	4.1	0.16	ug/kg	
106-46-7	1,4-Dichlorobenzene	ND	4.1	0.14	ug/kg	
75-71-8	Dichlorodifluoromethane	ND	4.1	0.26	ug/kg	
75-34-3	1,1-Dichloroethane	ND	4.1	0.18	ug/kg	
107-06-2	1,2-Dichloroethane	ND	0.82	0.15	ug/kg	
75-35-4	1,1-Dichloroethene	ND	4.1	0.50	ug/kg	
156-59-2	cis-1,2-Dichloroethene	ND	4.1	0.26	ug/kg	
156-60-5	trans-1,2-Dichloroethene	ND	4.1	0.35	ug/kg	
78-87-5	1,2-Dichloropropane	ND	4.1	0.22	ug/kg	

ND = Not detected MDL - Method Detection Limit

RL = Reporting Limit

E = Indicates value exceeds calibration range

J = Indicates an estimated value

B = Indicates analyte found in associated method blank

N = Indicates presumptive evidence of a compound

## Report of Analysis

<b>Client Sample ID:</b>	Y23-0.5	<b>Date Sampled:</b>	07/15/11
<b>Lab Sample ID:</b>	C17019-18	<b>Date Received:</b>	07/15/11
<b>Matrix:</b>	SO - Soil	<b>Percent Solids:</b>	n/a <sup>a</sup>
<b>Method:</b>	SW846 8260B	<b>Project:</b> Romic Soil Investigation(Romic EPA) - 2081 Bay Road,East Palo Alto,CA	

## VOA 8260 List

CAS No.	Compound	Result	RL	MDL	Units	Q
142-28-9	1,3-Dichloropropane	ND	4.1	0.31	ug/kg	
594-20-7	2,2-Dichloropropane	ND	4.1	0.14	ug/kg	
563-58-6	1,1-Dichloropropene	ND	4.1	0.17	ug/kg	
10061-01-5	cis-1,3-Dichloropropene	ND	4.1	0.12	ug/kg	
10061-02-6	trans-1,3-Dichloropropene	ND	4.1	0.28	ug/kg	
100-41-4	Ethylbenzene	ND	0.82	0.12	ug/kg	
87-68-3	Hexachlorobutadiene	ND	4.1	0.43	ug/kg	
591-78-6	2-Hexanone	ND	4.1	2.0	ug/kg	
98-82-8	Isopropylbenzene	ND	4.1	0.11	ug/kg	
99-87-6	p-Isopropyltoluene	ND	4.1	0.24	ug/kg	
1634-04-4	Methyl Tert Butyl Ether	ND	0.82	0.15	ug/kg	
108-10-1	4-Methyl-2-pentanone(MIBK)	ND	4.1	2.2	ug/kg	
74-95-3	Methylene bromide	ND	4.1	0.47	ug/kg	
75-09-2	Methylene chloride	ND	4.1	0.19	ug/kg	
91-20-3	Naphthalene	ND	4.1	0.87	ug/kg	
103-65-1	n-Propylbenzene	ND	4.1	0.28	ug/kg	
100-42-5	Styrene	ND	4.1	0.15	ug/kg	
75-65-0	Tert Butyl Alcohol	ND	20	4.7	ug/kg	
994-05-8	tert-Amyl Methyl Ether	ND	4.1	0.12	ug/kg	
637-92-3	tert-Butyl Ethyl Ether	ND	4.1	0.11	ug/kg	
630-20-6	1,1,1,2-Tetrachloroethane	ND	4.1	0.15	ug/kg	
79-34-5	1,1,2,2-Tetrachloroethane	ND	4.1	0.15	ug/kg	
127-18-4	Tetrachloroethene	ND	4.1	0.16	ug/kg	
108-88-3	Toluene	ND	0.82	0.31	ug/kg	
87-61-6	1,2,3-Trichlorobenzene	ND	4.1	0.36	ug/kg	
120-82-1	1,2,4-Trichlorobenzene	ND	4.1	0.28	ug/kg	
71-55-6	1,1,1-Trichloroethane	ND	4.1	0.20	ug/kg	
79-00-5	1,1,2-Trichloroethane	ND	4.1	0.35	ug/kg	
79-01-6	Trichloroethene	ND	4.1	0.20	ug/kg	
75-69-4	Trichlorofluoromethane	ND	4.1	0.40	ug/kg	
96-18-4	1,2,3-Trichloropropane	ND	4.1	0.88	ug/kg	
95-63-6	1,2,4-Trimethylbenzene	ND	4.1	0.92	ug/kg	
108-67-8	1,3,5-Trimethylbenzene	ND	4.1	0.10	ug/kg	
75-01-4	Vinyl chloride	ND	4.1	0.38	ug/kg	
1330-20-7	Xylene (total)	ND	0.82	0.15	ug/kg	

CAS No.	Surrogate Recoveries	Run# 1	Run# 2	Limits
1868-53-7	Dibromofluoromethane	104%		67-131%
17060-07-0	1,2-Dichloroethane-D4	99%		66-130%

ND = Not detected MDL - Method Detection Limit

RL = Reporting Limit

E = Indicates value exceeds calibration range

J = Indicates an estimated value

B = Indicates analyte found in associated method blank

N = Indicates presumptive evidence of a compound

## Report of Analysis

<b>Client Sample ID:</b> Y23-0.5	<b>Date Sampled:</b> 07/15/11
<b>Lab Sample ID:</b> C17019-18	<b>Date Received:</b> 07/15/11
<b>Matrix:</b> SO - Soil	<b>Percent Solids:</b> n/a <sup>a</sup>
<b>Method:</b> SW846 8260B	
<b>Project:</b> Romic Soil Investigation(Romic EPA) - 2081 Bay Road, East Palo Alto, CA	

### VOA 8260 List

CAS No.	Surrogate Recoveries	Run# 1	Run# 2	Limits
2037-26-5	Toluene-D8	106%		76-125%
460-00-4	4-Bromofluorobenzene	98%		53-142%

- (a) All results reported on wet weight basis.
- (b) Analysis performed at Accutest Laboratories, Dayton, NJ.

ND = Not detected      MDL - Method Detection Limit  
 RL = Reporting Limit  
 E = Indicates value exceeds calibration range

J = Indicates an estimated value  
 B = Indicates analyte found in associated method blank  
 N = Indicates presumptive evidence of a compound

## Report of Analysis

<b>Client Sample ID:</b>	Y23-0.5	<b>Date Sampled:</b>	07/15/11
<b>Lab Sample ID:</b>	C17019-18	<b>Date Received:</b>	07/15/11
<b>Matrix:</b>	SO - Soil	<b>Percent Solids:</b>	n/a <sup>a</sup>
<b>Method:</b>	SW846 8270C SW846 3550B	<b>Project:</b> Romic Soil Investigation(Romic EPA) - 2081 Bay Road, East Palo Alto, CA	

Run #	File ID	DF	Analyzed	By	Prep Date	Prep Batch	Analytical Batch
Run #1 <sup>b</sup>	Y8921.D	10	07/20/11	MT	07/20/11	OP4270	EY425
Run #2							

Run #	Initial Weight	Final Volume
Run #1	10.0 g	1.5 ml
Run #2		

## ABN Full List

CAS No.	Compound	Result	RL	MDL	Units	Q
65-85-0	Benzoic acid	ND	15000	13000	ug/kg	
95-57-8	2-Chlorophenol	ND	15000	10000	ug/kg	
59-50-7	4-Chloro-3-methyl phenol	ND	7500	6300	ug/kg	
120-83-2	2,4-Dichlorophenol	ND	7500	2100	ug/kg	
105-67-9	2,4-Dimethylphenol	ND	7500	2300	ug/kg	
51-28-5	2,4-Dinitrophenol	ND	38000	13000	ug/kg	
534-52-1	4,6-Dinitro-o-cresol	ND	30000	15000	ug/kg	
95-48-7	2-Methylphenol	ND	7500	2600	ug/kg	
	3&4-Methylphenol	ND	7500	2300	ug/kg	
88-75-5	2-Nitrophenol	ND	7500	2000	ug/kg	
100-02-7	4-Nitrophenol	ND	30000	18000	ug/kg	
87-86-5	Pentachlorophenol	ND	7500	6300	ug/kg	
108-95-2	Phenol	ND	30000	20000	ug/kg	
95-95-4	2,4,5-Trichlorophenol	ND	7500	1800	ug/kg	
88-06-2	2,4,6-Trichlorophenol	ND	7500	2400	ug/kg	
83-32-9	Acenaphthene	ND	15000	7500	ug/kg	
208-96-8	Acenaphthylene	ND	7500	3000	ug/kg	
62-53-3	Aniline	ND	7500	2100	ug/kg	
120-12-7	Anthracene	ND	7500	1500	ug/kg	
103-33-3	Azobenzene	ND	7500	2600	ug/kg	
92-87-5	Benzidine	ND	38000	11000	ug/kg	
56-55-3	Benzo(a)anthracene	ND	7500	1100	ug/kg	
50-32-8	Benzo(a)pyrene	ND	7500	1400	ug/kg	
205-99-2	Benzo(b)fluoranthene	ND	7500	900	ug/kg	
191-24-2	Benzo(g,h,i)perylene	ND	7500	2300	ug/kg	
207-08-9	Benzo(k)fluoranthene	ND	7500	1800	ug/kg	
101-55-3	4-Bromophenyl phenyl ether	ND	7500	2300	ug/kg	
85-68-7	Butyl benzyl phthalate	ND	7500	1700	ug/kg	
100-51-6	Benzyl Alcohol	ND	15000	2400	ug/kg	
91-58-7	2-Chloronaphthalene	ND	7500	2700	ug/kg	
106-47-8	4-Chloroaniline	ND	7500	2100	ug/kg	
86-74-8	Carbazole	ND	7500	1200	ug/kg	

ND = Not detected MDL - Method Detection Limit

RL = Reporting Limit

E = Indicates value exceeds calibration range

J = Indicates an estimated value

B = Indicates analyte found in associated method blank

N = Indicates presumptive evidence of a compound

## Report of Analysis

<b>Client Sample ID:</b>	Y23-0.5	<b>Date Sampled:</b>	07/15/11
<b>Lab Sample ID:</b>	C17019-18	<b>Date Received:</b>	07/15/11
<b>Matrix:</b>	SO - Soil	<b>Percent Solids:</b>	n/a <sup>a</sup>
<b>Method:</b>	SW846 8270C SW846 3550B		
<b>Project:</b>	Romic Soil Investigation(Romic EPA) - 2081 Bay Road, East Palo Alto, CA		

## ABN Full List

CAS No.	Compound	Result	RL	MDL	Units	Q
218-01-9	Chrysene	ND	7500	1500	ug/kg	
111-91-1	bis(2-Chloroethoxy)methane	ND	7500	2700	ug/kg	
111-44-4	bis(2-Chloroethyl)ether	ND	7500	3500	ug/kg	
108-60-1	bis(2-Chloroisopropyl)ether	ND	7500	4100	ug/kg	
7005-72-3	4-Chlorophenyl phenyl ether	ND	7500	2900	ug/kg	
95-50-1	1,2-Dichlorobenzene	ND	7500	2400	ug/kg	
541-73-1	1,3-Dichlorobenzene	ND	7500	2300	ug/kg	
106-46-7	1,4-Dichlorobenzene	ND	7500	6300	ug/kg	
121-14-2	2,4-Dinitrotoluene	ND	7500	6900	ug/kg	
606-20-2	2,6-Dinitrotoluene	ND	15000	4800	ug/kg	
91-94-1	3,3'-Dichlorobenzidine	ND	38000	2100	ug/kg	
53-70-3	Dibenzo(a,h)anthracene	ND	7500	2000	ug/kg	
132-64-9	Dibenzofuran	ND	7500	2400	ug/kg	
122-39-4	Diphenylamine	ND	7500	1800	ug/kg	
84-74-2	Di-n-butyl phthalate	ND	7500	1500	ug/kg	
117-84-0	Di-n-octyl phthalate	ND	7500	2000	ug/kg	
84-66-2	Diethyl phthalate	ND	7500	2600	ug/kg	
131-11-3	Dimethyl phthalate	ND	7500	2700	ug/kg	
117-81-7	bis(2-Ethylhexyl)phthalate	ND	7500	3300	ug/kg	
206-44-0	Fluoranthene	ND	7500	1500	ug/kg	
86-73-7	Fluorene	ND	7500	2700	ug/kg	
118-74-1	Hexachlorobenzene	ND	7500	2000	ug/kg	
87-68-3	Hexachlorobutadiene	ND	7500	2900	ug/kg	
77-47-4	Hexachlorocyclopentadiene	ND	7500	2100	ug/kg	
67-72-1	Hexachloroethane	ND	7500	2400	ug/kg	
193-39-5	Indeno(1,2,3-cd)pyrene	ND	7500	2100	ug/kg	
78-59-1	Isophorone	ND	7500	2600	ug/kg	
90-12-0	1-Methylnaphthalene	ND	7500	2400	ug/kg	
91-57-6	2-Methylnaphthalene	ND	7500	2400	ug/kg	
88-74-4	2-Nitroaniline	ND	7500	1800	ug/kg	
99-09-2	3-Nitroaniline	ND	7500	1800	ug/kg	
100-01-6	4-Nitroaniline	ND	7500	4500	ug/kg	
91-20-3	Naphthalene	ND	7500	2600	ug/kg	
98-95-3	Nitrobenzene	ND	7500	2400	ug/kg	
62-75-9	N-Nitrosodimethylamine	ND	75000	33000	ug/kg	
621-64-7	N-Nitroso-di-n-propylamine	ND	15000	8300	ug/kg	
85-01-8	Phenanthrene	ND	7500	1700	ug/kg	
129-00-0	Pyrene	ND	15000	10000	ug/kg	
110-86-1	Pyridine	ND	30000	3300	ug/kg	
120-82-1	1,2,4-Trichlorobenzene	ND	7500	5100	ug/kg	

ND = Not detected MDL - Method Detection Limit

RL = Reporting Limit

E = Indicates value exceeds calibration range

J = Indicates an estimated value

B = Indicates analyte found in associated method blank

N = Indicates presumptive evidence of a compound

## Report of Analysis

<b>Client Sample ID:</b>	Y23-0.5		<b>Date Sampled:</b>	07/15/11
<b>Lab Sample ID:</b>	C17019-18		<b>Date Received:</b>	07/15/11
<b>Matrix:</b>	SO - Soil		<b>Percent Solids:</b>	n/a <sup>a</sup>
<b>Method:</b>	SW846 8270C SW846 3550B			
<b>Project:</b>	Romic Soil Investigation(Romic EPA) - 2081 Bay Road, East Palo Alto, CA			

### ABN Full List

CAS No.	Surrogate Recoveries	Run# 1	Run# 2	Limits
367-12-4	2-Fluorophenol	80%		20-100%
4165-62-2	Phenol-d5	80%		20-100%
118-79-6	2,4,6-Tribromophenol	85%		30-100%
4165-60-0	Nitrobenzene-d5	77%		20-100%
321-60-8	2-Fluorobiphenyl	85%		20-106%
1718-51-0	Terphenyl-d14	102%		55-130%

(a) All results reported on wet weight basis.

(b) Dilution required due to matrix interference; extract was viscous and non-target Hydrocarbons.

ND = Not detected      MDL - Method Detection Limit  
 RL = Reporting Limit  
 E = Indicates value exceeds calibration range

J = Indicates an estimated value  
 B = Indicates analyte found in associated method blank  
 N = Indicates presumptive evidence of a compound

## Report of Analysis

<b>Client Sample ID:</b> Y23-0.5		<b>Date Sampled:</b> 07/15/11
<b>Lab Sample ID:</b> C17019-18		<b>Date Received:</b> 07/15/11
<b>Matrix:</b> SO - Soil		<b>Percent Solids:</b> n/a <sup>a</sup>
<b>Method:</b> SW846 8015B		
<b>Project:</b> Romic Soil Investigation(Romic EPA) - 2081 Bay Road, East Palo Alto, CA		

Run #	File ID	DF	Analyzed	By	Prep Date	Prep Batch	Analytical Batch
Run #1	JK21346.D	1	07/28/11	TT	n/a	n/a	GJK883
Run #2							

Run #	Initial Weight
Run #1	5.19 g
Run #2	

**TPH Volatiles**

CAS No.	Compound	Result	RL	MDL	Units	Q
	TPH-GRO (C6-C10)	ND	0.096	0.048	mg/kg	
CAS No.	Surrogate Recoveries	Run# 1	Run# 2	Limits		
98-08-8	aaa-Trifluorotoluene	87%		60-157%		

(a) All results reported on wet weight basis.

ND = Not detected      MDL - Method Detection Limit  
 RL = Reporting Limit

J = Indicates an estimated value  
 B = Indicates analyte found in associated method blank  
 N = Indicates presumptive evidence of a compound



## Report of Analysis

<b>Client Sample ID:</b>	Y23-0.5	
<b>Lab Sample ID:</b>	C17019-18	<b>Date Sampled:</b> 07/15/11
<b>Matrix:</b>	SO - Soil	<b>Date Received:</b> 07/15/11
<b>Method:</b>	SW846 8081A SW846 3545A	<b>Percent Solids:</b> n/a <sup>a</sup>
<b>Project:</b>	Romic Soil Investigation(Romic EPA) - 2081 Bay Road, East Palo Alto, CA	

	File ID	DF	Analyzed	By	Prep Date	Prep Batch	Analytical Batch
Run #1 <sup>b</sup>	OO23009.D	50	07/31/11	RV	07/27/11	OP4315	G00733
Run #2							

	Initial Weight	Final Volume
Run #1	10.1 g	10.0 ml
Run #2		

## Pesticide PPL List

CAS No.	Compound	Result	RL	MDL	Units	Q
309-00-2	Aldrin	ND	1200	500	ug/kg	
319-84-6	alpha-BHC	ND	1200	540	ug/kg	
319-85-7	beta-BHC	ND	1200	170	ug/kg	
319-86-8	delta-BHC	ND	1200	170	ug/kg	
58-89-9	gamma-BHC (Lindane)	ND	1200	370	ug/kg	
12789-03-6	Chlordane	ND	5000	5000	ug/kg	
60-57-1	Dieldrin	ND	1200	150	ug/kg	
72-54-8	4,4' -DDD	ND	1200	170	ug/kg	
72-55-9	4,4' -DDE	ND	1200	150	ug/kg	
50-29-3	4,4' -DDT	ND	1200	150	ug/kg	
72-20-8	Endrin	ND	1200	150	ug/kg	
7421-93-4	Endrin aldehyde	ND	1200	300	ug/kg	
959-98-8	Endosulfan-I	ND	1200	170	ug/kg	
33213-65-9	Endosulfan-II	ND	1200	170	ug/kg	
1031-07-8	Endosulfan sulfate	ND	1200	400	ug/kg	
76-44-8	Heptachlor	ND	1200	300	ug/kg	
1024-57-3	Heptachlor epoxide	ND	1200	200	ug/kg	
72-43-5	Methoxychlor	ND	1200	170	ug/kg	
8001-35-2	Toxaphene	ND	5000	5000	ug/kg	

CAS No.	Surrogate Recoveries	Run# 1	Run# 2	Limits
877-09-8	Tetrachloro-m-xylene	76%		35-132%
877-09-8	Tetrachloro-m-xylene	106%		35-132%
2051-24-3	Decachlorobiphenyl	80%		35-132%
2051-24-3	Decachlorobiphenyl	88%		35-132%

(a) All results reported on wet weight basis.

(b) Reporting limits raised due to high concentration of non-target compounds (hydrocarbons).

ND = Not detected MDL - Method Detection Limit

RL = Reporting Limit

E = Indicates value exceeds calibration range

J = Indicates an estimated value

B = Indicates analyte found in associated method blank

N = Indicates presumptive evidence of a compound

## Report of Analysis

<b>Client Sample ID:</b> Y23-0.5	
<b>Lab Sample ID:</b> C17019-18	<b>Date Sampled:</b> 07/15/11
<b>Matrix:</b> SO - Soil	<b>Date Received:</b> 07/15/11
<b>Method:</b> SW846 8082 SW846 3545A	<b>Percent Solids:</b> n/a <sup>a</sup>
<b>Project:</b> Romc Soil Investigation(Romc EPA) - 2081 Bay Road, East Palo Alto, CA	

Run #1	File ID	DF	Analyzed	By	Prep Date	Prep Batch	Analytical Batch
Run #1	PP20206.D	1	07/20/11	RV	07/19/11	OP4257	GPP687
Run #2							

Run #1	Initial Weight	Final Volume
Run #1	10.3 g	10.0 ml
Run #2		

### PCB List

CAS No.	Compound	Result	RL	MDL	Units	Q
12674-11-2	Aroclor 1016	ND	97	17	ug/kg	
11104-28-2	Aroclor 1221	ND	97	49	ug/kg	
11141-16-5	Aroclor 1232	ND	97	49	ug/kg	
53469-21-9	Aroclor 1242	ND	97	49	ug/kg	
12672-29-6	Aroclor 1248	ND	97	49	ug/kg	
11097-69-1	Aroclor 1254	ND	97	49	ug/kg	
11096-82-5	Aroclor 1260	39.1	97	19	ug/kg	J

CAS No.	Surrogate Recoveries	Run# 1	Run# 2	Limits
877-09-8	Tetrachloro-m-xylene	65%		45-108%
877-09-8	Tetrachloro-m-xylene	51%		45-108%
2051-24-3	Decachlorobiphenyl	85%		54-121%
2051-24-3	Decachlorobiphenyl	65%		54-121%

(a) All results reported on wet weight basis.

ND = Not detected      MDL - Method Detection Limit  
 RL = Reporting Limit  
 E = Indicates value exceeds calibration range

J = Indicates an estimated value  
 B = Indicates analyte found in associated method blank  
 N = Indicates presumptive evidence of a compound

## Report of Analysis

<b>Client Sample ID:</b> Y23-0.5		<b>Date Sampled:</b> 07/15/11
<b>Lab Sample ID:</b> C17019-18		<b>Date Received:</b> 07/15/11
<b>Matrix:</b> SO - Soil		<b>Percent Solids:</b> n/a <sup>a</sup>
<b>Method:</b> SW846 8015B M SW846 3545A		
<b>Project:</b> Romic Soil Investigation(Romic EPA) - 2081 Bay Road, East Palo Alto, CA		

Run #	File ID	DF	Analyzed	By	Prep Date	Prep Batch	Analytical Batch
Run #1	HH15569.D	25	07/28/11	JH	07/19/11	OP4263	GHH531
Run #2							

Run #	Initial Weight	Final Volume
Run #1	10.0 g	1.0 ml
Run #2		

### TPH Extractable w/ Silica Gel Cleanup

CAS No.	Compound	Result	RL	MDL	Units	Q
	TPH (C10-C28)	257	250	130	mg/kg	
	TPH (> C28-C40)	1380	500	250	mg/kg	

CAS No.	Surrogate Recoveries	Run# 1	Run# 2	Limits
630-01-3	Hexacosane	63%		45-140%

(a) All results reported on wet weight basis.

ND = Not detected      MDL - Method Detection Limit  
 RL = Reporting Limit  
 E = Indicates value exceeds calibration range

J = Indicates an estimated value  
 B = Indicates analyte found in associated method blank  
 N = Indicates presumptive evidence of a compound

## Report of Analysis

<b>Client Sample ID:</b> Y23-0.5	<b>Date Sampled:</b> 07/15/11
<b>Lab Sample ID:</b> C17019-18	<b>Date Received:</b> 07/15/11
<b>Matrix:</b> SO - Soil	<b>Percent Solids:</b> n/a <sup>a</sup>
<b>Project:</b> Romic Soil Investigation(Romic EPA) - 2081 Bay Road,East Palo Alto,CA	

## Metals Analysis

Analyte	Result	RL	Units	DF	Prep	Analyzed By	Method	Prep Method
Antimony	< 1.9	1.9	mg/kg	1	07/18/11	07/20/11 RS	SW846 6010B <sup>1</sup>	SW846 3050B <sup>3</sup>
Arsenic	4.6	1.9	mg/kg	1	07/18/11	07/20/11 RS	SW846 6010B <sup>1</sup>	SW846 3050B <sup>3</sup>
Barium	119	19	mg/kg	1	07/18/11	07/20/11 RS	SW846 6010B <sup>1</sup>	SW846 3050B <sup>3</sup>
Beryllium	< 0.96	0.96	mg/kg	1	07/18/11	07/20/11 RS	SW846 6010B <sup>1</sup>	SW846 3050B <sup>3</sup>
Cadmium	< 0.96	0.96	mg/kg	1	07/18/11	07/20/11 RS	SW846 6010B <sup>1</sup>	SW846 3050B <sup>3</sup>
Chromium	66.1	0.96	mg/kg	1	07/18/11	07/20/11 RS	SW846 6010B <sup>1</sup>	SW846 3050B <sup>3</sup>
Cobalt	16.7	0.96	mg/kg	1	07/18/11	07/20/11 RS	SW846 6010B <sup>1</sup>	SW846 3050B <sup>3</sup>
Copper	43.9	2.4	mg/kg	1	07/18/11	07/20/11 RS	SW846 6010B <sup>1</sup>	SW846 3050B <sup>3</sup>
Lead	18.8	1.9	mg/kg	1	07/18/11	07/20/11 RS	SW846 6010B <sup>1</sup>	SW846 3050B <sup>3</sup>
Mercury	0.46	0.037	mg/kg	1	07/21/11	07/22/11 RW	SW846 7471A <sup>2</sup>	SW846 7471A <sup>4</sup>
Molybdenum	< 1.9	1.9	mg/kg	1	07/18/11	07/20/11 RS	SW846 6010B <sup>1</sup>	SW846 3050B <sup>3</sup>
Nickel	58.6	0.96	mg/kg	1	07/18/11	07/20/11 RS	SW846 6010B <sup>1</sup>	SW846 3050B <sup>3</sup>
Selenium	< 1.9	1.9	mg/kg	1	07/18/11	07/20/11 RS	SW846 6010B <sup>1</sup>	SW846 3050B <sup>3</sup>
Silver	< 0.96	0.96	mg/kg	1	07/18/11	07/20/11 RS	SW846 6010B <sup>1</sup>	SW846 3050B <sup>3</sup>
Thallium <sup>b</sup>	< 7.6	7.6	mg/kg	1	07/18/11	07/20/11 RS	SW846 6010B <sup>1</sup>	SW846 3050B <sup>3</sup>
Vanadium	76.2	0.96	mg/kg	1	07/18/11	07/20/11 RS	SW846 6010B <sup>1</sup>	SW846 3050B <sup>3</sup>
Zinc	49.0	1.9	mg/kg	1	07/18/11	07/20/11 RS	SW846 6010B <sup>1</sup>	SW846 3050B <sup>3</sup>

(1) Instrument QC Batch: MA1993

(2) Instrument QC Batch: MA1999

(3) Prep QC Batch: MP3728

(4) Prep QC Batch: MP3751

(a) All results reported on wet weight basis.

(b) Elevated reporting limit(s) due to matrix interference.

RL = Reporting Limit

## Report of Analysis

<b>Client Sample ID:</b>	Y23-3.0	<b>Date Sampled:</b>	07/15/11
<b>Lab Sample ID:</b>	C17019-19	<b>Date Received:</b>	07/15/11
<b>Matrix:</b>	SO - Soil	<b>Percent Solids:</b>	n/a <sup>a</sup>
<b>Method:</b>	SW846 8260B	<b>Project:</b> Romic Soil Investigation(Romic EPA) - 2081 Bay Road, East Palo Alto, CA	

Run #	File ID	DF	Analyzed	By	Prep Date	Prep Batch	Analytical Batch
Run #1 <sup>b</sup>	V117800.D	1	07/29/11	ANJ	n/a	n/a	N:VV5018
Run #2							

Run #	Initial Weight
Run #1	6.2 g
Run #2	

## VOA 8260 List

CAS No.	Compound	Result	RL	MDL	Units	Q
67-64-1	Acetone	18.0	8.1	5.3	ug/kg	
71-43-2	Benzene	ND	0.81	0.11	ug/kg	
108-86-1	Bromobenzene	ND	4.0	0.16	ug/kg	
74-97-5	Bromochloromethane	ND	4.0	0.42	ug/kg	
75-27-4	Bromodichloromethane	ND	4.0	0.18	ug/kg	
75-25-2	Bromoform	ND	4.0	0.61	ug/kg	
74-83-9	Bromomethane	ND	4.0	0.32	ug/kg	
78-93-3	2-Butanone (MEK)	ND	8.1	3.5	ug/kg	
104-51-8	n-Butylbenzene	ND	4.0	0.19	ug/kg	
135-98-8	sec-Butylbenzene	ND	4.0	0.13	ug/kg	
98-06-6	tert-Butylbenzene	ND	4.0	0.11	ug/kg	
56-23-5	Carbon tetrachloride	ND	4.0	0.28	ug/kg	
108-90-7	Chlorobenzene	ND	4.0	0.26	ug/kg	
75-00-3	Chloroethane	ND	4.0	0.33	ug/kg	
67-66-3	Chloroform	ND	4.0	0.39	ug/kg	
74-87-3	Chloromethane	ND	4.0	0.50	ug/kg	
95-49-8	o-Chlorotoluene	ND	4.0	0.30	ug/kg	
106-43-4	p-Chlorotoluene	ND	4.0	0.17	ug/kg	
108-20-3	Di-Isopropyl ether	ND	4.0	0.10	ug/kg	
96-12-8	1,2-Dibromo-3-chloropropane	ND	8.1	1.2	ug/kg	
124-48-1	Dibromochloromethane	ND	4.0	0.14	ug/kg	
106-93-4	1,2-Dibromoethane	ND	0.81	0.19	ug/kg	
95-50-1	1,2-Dichlorobenzene	ND	4.0	0.22	ug/kg	
541-73-1	1,3-Dichlorobenzene	ND	4.0	0.15	ug/kg	
106-46-7	1,4-Dichlorobenzene	ND	4.0	0.14	ug/kg	
75-71-8	Dichlorodifluoromethane	ND	4.0	0.26	ug/kg	
75-34-3	1,1-Dichloroethane	ND	4.0	0.18	ug/kg	
107-06-2	1,2-Dichloroethane	ND	0.81	0.15	ug/kg	
75-35-4	1,1-Dichloroethene	ND	4.0	0.49	ug/kg	
156-59-2	cis-1,2-Dichloroethene	ND	4.0	0.26	ug/kg	
156-60-5	trans-1,2-Dichloroethene	ND	4.0	0.34	ug/kg	
78-87-5	1,2-Dichloropropane	ND	4.0	0.21	ug/kg	

ND = Not detected MDL - Method Detection Limit

RL = Reporting Limit

E = Indicates value exceeds calibration range

J = Indicates an estimated value

B = Indicates analyte found in associated method blank

N = Indicates presumptive evidence of a compound

## Report of Analysis

<b>Client Sample ID:</b>	Y23-3.0	<b>Date Sampled:</b>	07/15/11
<b>Lab Sample ID:</b>	C17019-19	<b>Date Received:</b>	07/15/11
<b>Matrix:</b>	SO - Soil	<b>Percent Solids:</b>	n/a <sup>a</sup>
<b>Method:</b>	SW846 8260B	<b>Project:</b> Romic Soil Investigation(Romic EPA) - 2081 Bay Road,East Palo Alto,CA	

## VOA 8260 List

CAS No.	Compound	Result	RL	MDL	Units	Q
142-28-9	1,3-Dichloropropane	ND	4.0	0.30	ug/kg	
594-20-7	2,2-Dichloropropane	ND	4.0	0.14	ug/kg	
563-58-6	1,1-Dichloropropene	ND	4.0	0.17	ug/kg	
10061-01-5	cis-1,3-Dichloropropene	ND	4.0	0.12	ug/kg	
10061-02-6	trans-1,3-Dichloropropene	ND	4.0	0.27	ug/kg	
100-41-4	Ethylbenzene	ND	0.81	0.12	ug/kg	
87-68-3	Hexachlorobutadiene	ND	4.0	0.42	ug/kg	
591-78-6	2-Hexanone	ND	4.0	2.0	ug/kg	
98-82-8	Isopropylbenzene	ND	4.0	0.11	ug/kg	
99-87-6	p-Isopropyltoluene	ND	4.0	0.24	ug/kg	
1634-04-4	Methyl Tert Butyl Ether	ND	0.81	0.14	ug/kg	
108-10-1	4-Methyl-2-pentanone(MIBK)	ND	4.0	2.1	ug/kg	
74-95-3	Methylene bromide	ND	4.0	0.46	ug/kg	
75-09-2	Methylene chloride	ND	4.0	0.19	ug/kg	
91-20-3	Naphthalene	ND	4.0	0.85	ug/kg	
103-65-1	n-Propylbenzene	ND	4.0	0.28	ug/kg	
100-42-5	Styrene	ND	4.0	0.15	ug/kg	
75-65-0	Tert Butyl Alcohol	ND	20	4.6	ug/kg	
994-05-8	tert-Amyl Methyl Ether	ND	4.0	0.12	ug/kg	
637-92-3	tert-Butyl Ethyl Ether	ND	4.0	0.11	ug/kg	
630-20-6	1,1,1,2-Tetrachloroethane	ND	4.0	0.15	ug/kg	
79-34-5	1,1,2,2-Tetrachloroethane	ND	4.0	0.14	ug/kg	
127-18-4	Tetrachloroethene	ND	4.0	0.15	ug/kg	
108-88-3	Toluene	ND	0.81	0.30	ug/kg	
87-61-6	1,2,3-Trichlorobenzene	ND	4.0	0.35	ug/kg	
120-82-1	1,2,4-Trichlorobenzene	ND	4.0	0.28	ug/kg	
71-55-6	1,1,1-Trichloroethane	ND	4.0	0.19	ug/kg	
79-00-5	1,1,2-Trichloroethane	ND	4.0	0.35	ug/kg	
79-01-6	Trichloroethene	ND	4.0	0.20	ug/kg	
75-69-4	Trichlorofluoromethane	ND	4.0	0.39	ug/kg	
96-18-4	1,2,3-Trichloropropane	ND	4.0	0.86	ug/kg	
95-63-6	1,2,4-Trimethylbenzene	ND	4.0	0.90	ug/kg	
108-67-8	1,3,5-Trimethylbenzene	ND	4.0	0.10	ug/kg	
75-01-4	Vinyl chloride	ND	4.0	0.37	ug/kg	
1330-20-7	Xylene (total)	ND	0.81	0.15	ug/kg	

CAS No.	Surrogate Recoveries	Run# 1	Run# 2	Limits
1868-53-7	Dibromofluoromethane	110%		67-131%
17060-07-0	1,2-Dichloroethane-D4	104%		66-130%

ND = Not detected MDL - Method Detection Limit

RL = Reporting Limit

E = Indicates value exceeds calibration range

J = Indicates an estimated value

B = Indicates analyte found in associated method blank

N = Indicates presumptive evidence of a compound

## Report of Analysis

<b>Client Sample ID:</b> Y23-3.0		<b>Date Sampled:</b> 07/15/11
<b>Lab Sample ID:</b> C17019-19		<b>Date Received:</b> 07/15/11
<b>Matrix:</b> SO - Soil		<b>Percent Solids:</b> n/a <sup>a</sup>
<b>Method:</b> SW846 8260B		
<b>Project:</b> Romic Soil Investigation(Romic EPA) - 2081 Bay Road, East Palo Alto, CA		

**VOA 8260 List**

CAS No.	Surrogate Recoveries	Run# 1	Run# 2	Limits
2037-26-5	Toluene-D8	107%		76-125%
460-00-4	4-Bromofluorobenzene	98%		53-142%

- (a) All results reported on wet weight basis.
- (b) Analysis performed at Accutest Laboratories, Dayton, NJ.

ND = Not detected      MDL - Method Detection Limit  
 RL = Reporting Limit  
 E = Indicates value exceeds calibration range

J = Indicates an estimated value  
 B = Indicates analyte found in associated method blank  
 N = Indicates presumptive evidence of a compound

## Report of Analysis

<b>Client Sample ID:</b> Y23-3.0		<b>Date Sampled:</b> 07/15/11
<b>Lab Sample ID:</b> C17019-19		<b>Date Received:</b> 07/15/11
<b>Matrix:</b> SO - Soil		<b>Percent Solids:</b> n/a <sup>a</sup>
<b>Method:</b> SW846 8015B		
<b>Project:</b> Romic Soil Investigation(Romic EPA) - 2081 Bay Road, East Palo Alto, CA		

Run #	File ID	DF	Analyzed	By	Prep Date	Prep Batch	Analytical Batch
Run #1	JK21347.D	1	07/28/11	TT	n/a	n/a	GJK883
Run #2							

Run #	Initial Weight
Run #1	5.17 g
Run #2	

**TPH Volatiles**

CAS No.	Compound	Result	RL	MDL	Units	Q
	TPH-GRO (C6-C10)	ND	0.097	0.048	mg/kg	
CAS No.	Surrogate Recoveries	Run# 1	Run# 2	Limits		
98-08-8	aaa-Trifluorotoluene	92%		60-157%		

(a) All results reported on wet weight basis.

ND = Not detected      MDL - Method Detection Limit  
 RL = Reporting Limit  
 E = Indicates value exceeds calibration range

J = Indicates an estimated value  
 B = Indicates analyte found in associated method blank  
 N = Indicates presumptive evidence of a compound



## Report of Analysis

<b>Client Sample ID:</b> Y23-3.0		<b>Date Sampled:</b> 07/15/11
<b>Lab Sample ID:</b> C17019-19		<b>Date Received:</b> 07/15/11
<b>Matrix:</b> SO - Soil		<b>Percent Solids:</b> n/a <sup>a</sup>
<b>Method:</b> SW846 8015B M SW846 3545A		
<b>Project:</b> Romc Soil Investigation(Romc EPA) - 2081 Bay Road, East Palo Alto, CA		

Run #	File ID	DF	Analyzed	By	Prep Date	Prep Batch	Analytical Batch
Run #1	HH15342.D	1	07/22/11	JH	07/19/11	OP4263	GHH526
Run #2							

Run #	Initial Weight	Final Volume
Run #1	10.2 g	1.0 ml
Run #2		

### TPH Extractable w/ Silica Gel Cleanup

CAS No.	Compound	Result	RL	MDL	Units	Q
	TPH (C10-C28)	ND	9.8	4.9	mg/kg	
	TPH (> C28-C40)	ND	20	9.8	mg/kg	

CAS No.	Surrogate Recoveries	Run# 1	Run# 2	Limits
630-01-3	Hexacosane	46%		45-140%

(a) All results reported on wet weight basis.

ND = Not detected      MDL - Method Detection Limit  
 RL = Reporting Limit  
 E = Indicates value exceeds calibration range

J = Indicates an estimated value  
 B = Indicates analyte found in associated method blank  
 N = Indicates presumptive evidence of a compound

## Report of Analysis

<b>Client Sample ID:</b> Y23-3.0	<b>Date Sampled:</b> 07/15/11
<b>Lab Sample ID:</b> C17019-19	<b>Date Received:</b> 07/15/11
<b>Matrix:</b> SO - Soil	<b>Percent Solids:</b> n/a <sup>a</sup>
<b>Project:</b> Romic Soil Investigation(Romic EPA) - 2081 Bay Road, East Palo Alto, CA	

### Metals Analysis

Analyte	Result	RL	Units	DF	Prep	Analyzed By	Method	Prep Method
Cadmium	< 0.92	0.92	mg/kg	1	07/18/11	07/20/11 RS	SW846 6010B <sup>1</sup>	SW846 3050B <sup>2</sup>
Chromium	40.5	0.92	mg/kg	1	07/18/11	07/20/11 RS	SW846 6010B <sup>1</sup>	SW846 3050B <sup>2</sup>
Lead	5.4	1.8	mg/kg	1	07/18/11	07/20/11 RS	SW846 6010B <sup>1</sup>	SW846 3050B <sup>2</sup>

(1) Instrument QC Batch: MA1993

(2) Prep QC Batch: MP3728

(a) All results reported on wet weight basis.

RL = Reporting Limit

# Report of Analysis

<b>Client Sample ID:</b> Y23-6.0	
<b>Lab Sample ID:</b> C17019-20	<b>Date Sampled:</b> 07/15/11
<b>Matrix:</b> SO - Soil	<b>Date Received:</b> 07/15/11
<b>Method:</b> SW846 8260B	<b>Percent Solids:</b> n/a <sup>a</sup>
<b>Project:</b> Romic Soil Investigation(Romic EPA) - 2081 Bay Road, East Palo Alto, CA	

Run #	File ID	DF	Analyzed	By	Prep Date	Prep Batch	Analytical Batch
Run #1 <sup>b</sup>	V117801.D	1	07/29/11	ANJ	n/a	n/a	N:VV5018
Run #2							

Run #	Initial Weight
Run #1	6.3 g
Run #2	

### VOA 8260 List

CAS No.	Compound	Result	RL	MDL	Units	Q
67-64-1	Acetone	ND	7.9	5.3	ug/kg	
71-43-2	Benzene	ND	0.79	0.11	ug/kg	
108-86-1	Bromobenzene	ND	4.0	0.15	ug/kg	
74-97-5	Bromochloromethane	ND	4.0	0.41	ug/kg	
75-27-4	Bromodichloromethane	ND	4.0	0.18	ug/kg	
75-25-2	Bromoform	ND	4.0	0.60	ug/kg	
74-83-9	Bromomethane	ND	4.0	0.31	ug/kg	
78-93-3	2-Butanone (MEK)	ND	7.9	3.4	ug/kg	
104-51-8	n-Butylbenzene	ND	4.0	0.19	ug/kg	
135-98-8	sec-Butylbenzene	ND	4.0	0.13	ug/kg	
98-06-6	tert-Butylbenzene	ND	4.0	0.11	ug/kg	
56-23-5	Carbon tetrachloride	ND	4.0	0.27	ug/kg	
108-90-7	Chlorobenzene	ND	4.0	0.26	ug/kg	
75-00-3	Chloroethane	ND	4.0	0.32	ug/kg	
67-66-3	Chloroform	ND	4.0	0.38	ug/kg	
74-87-3	Chloromethane	ND	4.0	0.50	ug/kg	
95-49-8	o-Chlorotoluene	ND	4.0	0.30	ug/kg	
106-43-4	p-Chlorotoluene	ND	4.0	0.17	ug/kg	
108-20-3	Di-Isopropyl ether	ND	4.0	0.10	ug/kg	
96-12-8	1,2-Dibromo-3-chloropropane	ND	7.9	1.2	ug/kg	
124-48-1	Dibromochloromethane	ND	4.0	0.13	ug/kg	
106-93-4	1,2-Dibromoethane	ND	0.79	0.19	ug/kg	
95-50-1	1,2-Dichlorobenzene	ND	4.0	0.22	ug/kg	
541-73-1	1,3-Dichlorobenzene	ND	4.0	0.15	ug/kg	
106-46-7	1,4-Dichlorobenzene	ND	4.0	0.13	ug/kg	
75-71-8	Dichlorodifluoromethane	ND	4.0	0.25	ug/kg	
75-34-3	1,1-Dichloroethane	ND	4.0	0.17	ug/kg	
107-06-2	1,2-Dichloroethane	ND	0.79	0.14	ug/kg	
75-35-4	1,1-Dichloroethene	ND	4.0	0.49	ug/kg	
156-59-2	cis-1,2-Dichloroethene	ND	4.0	0.26	ug/kg	
156-60-5	trans-1,2-Dichloroethene	ND	4.0	0.34	ug/kg	
78-87-5	1,2-Dichloropropane	ND	4.0	0.21	ug/kg	

ND = Not detected      MDL - Method Detection Limit  
 RL = Reporting Limit  
 E = Indicates value exceeds calibration range

J = Indicates an estimated value  
 B = Indicates analyte found in associated method blank  
 N = Indicates presumptive evidence of a compound

## Report of Analysis

<b>Client Sample ID:</b>	Y23-6.0	<b>Date Sampled:</b>	07/15/11
<b>Lab Sample ID:</b>	C17019-20	<b>Date Received:</b>	07/15/11
<b>Matrix:</b>	SO - Soil	<b>Percent Solids:</b>	n/a <sup>a</sup>
<b>Method:</b>	SW846 8260B	<b>Project:</b> Romic Soil Investigation(Romic EPA) - 2081 Bay Road,East Palo Alto,CA	

## VOA 8260 List

CAS No.	Compound	Result	RL	MDL	Units	Q
142-28-9	1,3-Dichloropropane	ND	4.0	0.30	ug/kg	
594-20-7	2,2-Dichloropropane	ND	4.0	0.14	ug/kg	
563-58-6	1,1-Dichloropropene	ND	4.0	0.17	ug/kg	
10061-01-5	cis-1,3-Dichloropropene	ND	4.0	0.12	ug/kg	
10061-02-6	trans-1,3-Dichloropropene	ND	4.0	0.27	ug/kg	
100-41-4	Ethylbenzene	ND	0.79	0.12	ug/kg	
87-68-3	Hexachlorobutadiene	ND	4.0	0.41	ug/kg	
591-78-6	2-Hexanone	ND	4.0	2.0	ug/kg	
98-82-8	Isopropylbenzene	ND	4.0	0.11	ug/kg	
99-87-6	p-Isopropyltoluene	ND	4.0	0.23	ug/kg	
1634-04-4	Methyl Tert Butyl Ether	ND	0.79	0.14	ug/kg	
108-10-1	4-Methyl-2-pentanone(MIBK)	ND	4.0	2.1	ug/kg	
74-95-3	Methylene bromide	ND	4.0	0.45	ug/kg	
75-09-2	Methylene chloride	ND	4.0	0.18	ug/kg	
91-20-3	Naphthalene	ND	4.0	0.84	ug/kg	
103-65-1	n-Propylbenzene	ND	4.0	0.27	ug/kg	
100-42-5	Styrene	ND	4.0	0.15	ug/kg	
75-65-0	Tert Butyl Alcohol	ND	20	4.6	ug/kg	
994-05-8	tert-Amyl Methyl Ether	ND	4.0	0.12	ug/kg	
637-92-3	tert-Butyl Ethyl Ether	ND	4.0	0.11	ug/kg	
630-20-6	1,1,1,2-Tetrachloroethane	ND	4.0	0.15	ug/kg	
79-34-5	1,1,2,2-Tetrachloroethane	ND	4.0	0.14	ug/kg	
127-18-4	Tetrachloroethene	ND	4.0	0.15	ug/kg	
108-88-3	Toluene	ND	0.79	0.30	ug/kg	
87-61-6	1,2,3-Trichlorobenzene	ND	4.0	0.35	ug/kg	
120-82-1	1,2,4-Trichlorobenzene	ND	4.0	0.27	ug/kg	
71-55-6	1,1,1-Trichloroethane	ND	4.0	0.19	ug/kg	
79-00-5	1,1,2-Trichloroethane	ND	4.0	0.34	ug/kg	
79-01-6	Trichloroethene	ND	4.0	0.20	ug/kg	
75-69-4	Trichlorofluoromethane	ND	4.0	0.38	ug/kg	
96-18-4	1,2,3-Trichloropropane	ND	4.0	0.85	ug/kg	
95-63-6	1,2,4-Trimethylbenzene	ND	4.0	0.89	ug/kg	
108-67-8	1,3,5-Trimethylbenzene	ND	4.0	0.10	ug/kg	
75-01-4	Vinyl chloride	ND	4.0	0.37	ug/kg	
1330-20-7	Xylene (total)	ND	0.79	0.15	ug/kg	

CAS No.	Surrogate Recoveries	Run# 1	Run# 2	Limits
1868-53-7	Dibromofluoromethane	107%		67-131%
17060-07-0	1,2-Dichloroethane-D4	101%		66-130%

ND = Not detected MDL - Method Detection Limit

RL = Reporting Limit

E = Indicates value exceeds calibration range

J = Indicates an estimated value

B = Indicates analyte found in associated method blank

N = Indicates presumptive evidence of a compound

## Report of Analysis

<b>Client Sample ID:</b> Y23-6.0		
<b>Lab Sample ID:</b> C17019-20		<b>Date Sampled:</b> 07/15/11
<b>Matrix:</b> SO - Soil		<b>Date Received:</b> 07/15/11
<b>Method:</b> SW846 8260B		<b>Percent Solids:</b> n/a <sup>a</sup>
<b>Project:</b> Romic Soil Investigation(Romic EPA) - 2081 Bay Road, East Palo Alto, CA		

### VOA 8260 List

CAS No.	Surrogate Recoveries	Run# 1	Run# 2	Limits
2037-26-5	Toluene-D8	107%		76-125%
460-00-4	4-Bromofluorobenzene	99%		53-142%

- (a) All results reported on wet weight basis.
- (b) Analysis performed at Accutest Laboratories, Dayton, NJ.

ND = Not detected      MDL - Method Detection Limit  
 RL = Reporting Limit  
 E = Indicates value exceeds calibration range

J = Indicates an estimated value  
 B = Indicates analyte found in associated method blank  
 N = Indicates presumptive evidence of a compound

## Report of Analysis

<b>Client Sample ID:</b> Y23-6.0		<b>Date Sampled:</b> 07/15/11
<b>Lab Sample ID:</b> C17019-20		<b>Date Received:</b> 07/15/11
<b>Matrix:</b> SO - Soil		<b>Percent Solids:</b> n/a <sup>a</sup>
<b>Method:</b> SW846 8015B		
<b>Project:</b> Romc Soil Investigation(Romc EPA) - 2081 Bay Road, East Palo Alto, CA		

Run #	File ID	DF	Analyzed	By	Prep Date	Prep Batch	Analytical Batch
Run #1	JK21348.D	1	07/28/11	TT	n/a	n/a	GJK883
Run #2							

Run #	Initial Weight
Run #1	5.33 g
Run #2	

**TPH Volatiles**

CAS No.	Compound	Result	RL	MDL	Units	Q
	TPH-GRO (C6-C10)	ND	0.094	0.047	mg/kg	
CAS No.	Surrogate Recoveries	Run# 1	Run# 2	Limits		
98-08-8	aaa-Trifluorotoluene	92%		60-157%		

(a) All results reported on wet weight basis.

ND = Not detected      MDL - Method Detection Limit  
 RL = Reporting Limit  
 E = Indicates value exceeds calibration range

J = Indicates an estimated value  
 B = Indicates analyte found in associated method blank  
 N = Indicates presumptive evidence of a compound

## Report of Analysis

<b>Client Sample ID:</b> Y23-6.0		
<b>Lab Sample ID:</b> C17019-20		<b>Date Sampled:</b> 07/15/11
<b>Matrix:</b> SO - Soil		<b>Date Received:</b> 07/15/11
<b>Method:</b> SW846 8015B M SW846 3545A		<b>Percent Solids:</b> n/a <sup>a</sup>
<b>Project:</b> Romic Soil Investigation(Romic EPA) - 2081 Bay Road, East Palo Alto, CA		

	File ID	DF	Analyzed	By	Prep Date	Prep Batch	Analytical Batch
Run #1	HH15343.D	1	07/22/11	JH	07/21/11	OP4273	GHH526
Run #2							

	Initial Weight	Final Volume
Run #1	10.0 g	1.0 ml
Run #2		

### TPH Extractable w/ Silica Gel Cleanup

CAS No.	Compound	Result	RL	MDL	Units	Q
	TPH (C10-C28)	ND	10	5.0	mg/kg	
	TPH (> C28-C40)	ND	20	10	mg/kg	

CAS No.	Surrogate Recoveries	Run# 1	Run# 2	Limits
630-01-3	Hexacosane	66%		45-140%

(a) All results reported on wet weight basis.

ND = Not detected      MDL - Method Detection Limit  
 RL = Reporting Limit  
 E = Indicates value exceeds calibration range

J = Indicates an estimated value  
 B = Indicates analyte found in associated method blank  
 N = Indicates presumptive evidence of a compound

## Report of Analysis

<b>Client Sample ID:</b> Y23-6.0	<b>Date Sampled:</b> 07/15/11
<b>Lab Sample ID:</b> C17019-20	<b>Date Received:</b> 07/15/11
<b>Matrix:</b> SO - Soil	<b>Percent Solids:</b> n/a <sup>a</sup>
<b>Project:</b> Romic Soil Investigation(Romic EPA) - 2081 Bay Road, East Palo Alto, CA	

### Metals Analysis

Analyte	Result	RL	Units	DF	Prep	Analyzed By	Method	Prep Method
Cadmium	< 0.96	0.96	mg/kg	1	07/18/11	07/20/11 RS	SW846 6010B <sup>1</sup>	SW846 3050B <sup>2</sup>
Chromium	32.0	0.96	mg/kg	1	07/18/11	07/20/11 RS	SW846 6010B <sup>1</sup>	SW846 3050B <sup>2</sup>
Lead	5.8	1.9	mg/kg	1	07/18/11	07/20/11 RS	SW846 6010B <sup>1</sup>	SW846 3050B <sup>2</sup>

(1) Instrument QC Batch: MA1993

(2) Prep QC Batch: MP3728

(a) All results reported on wet weight basis.

RL = Reporting Limit



### Report of Analysis

<b>Client Sample ID:</b> V22-3.5	
<b>Lab Sample ID:</b> C17019-21	<b>Date Sampled:</b> 07/15/11
<b>Matrix:</b> SO - Soil	<b>Date Received:</b> 07/15/11
<b>Method:</b> SW846 8260B	<b>Percent Solids:</b> n/a
<b>Project:</b> Romic Soil Investigation(Romic EPA) - 2081 Bay Road, East Palo Alto, CA	

Run #	File ID	DF	Analyzed	By	Prep Date	Prep Batch	Analytical Batch
Run #1 <sup>a</sup>	V117802.D	1	07/29/11	ANJ	n/a	n/a	N:VV5018
Run #2							

Run #	Initial Weight
Run #1	6.9 g
Run #2	

**VOA 8260 List**

CAS No.	Compound	Result	RL	MDL	Units	Q
67-64-1	Acetone	35.8	7.2	4.8	ug/kg	
71-43-2	Benzene	ND	0.72	0.096	ug/kg	
108-86-1	Bromobenzene	ND	3.6	0.14	ug/kg	
74-97-5	Bromochloromethane	ND	3.6	0.38	ug/kg	
75-27-4	Bromodichloromethane	ND	3.6	0.16	ug/kg	
75-25-2	Bromoform	ND	3.6	0.55	ug/kg	
74-83-9	Bromomethane	ND	3.6	0.29	ug/kg	
78-93-3	2-Butanone (MEK)	ND	7.2	3.1	ug/kg	
104-51-8	n-Butylbenzene	ND	3.6	0.17	ug/kg	
135-98-8	sec-Butylbenzene	ND	3.6	0.12	ug/kg	
98-06-6	tert-Butylbenzene	ND	3.6	0.10	ug/kg	
56-23-5	Carbon tetrachloride	ND	3.6	0.25	ug/kg	
108-90-7	Chlorobenzene	ND	3.6	0.23	ug/kg	
75-00-3	Chloroethane	ND	3.6	0.30	ug/kg	
67-66-3	Chloroform	ND	3.6	0.35	ug/kg	
74-87-3	Chloromethane	ND	3.6	0.45	ug/kg	
95-49-8	o-Chlorotoluene	ND	3.6	0.27	ug/kg	
106-43-4	p-Chlorotoluene	ND	3.6	0.15	ug/kg	
108-20-3	Di-Isopropyl ether	ND	3.6	0.092	ug/kg	
96-12-8	1,2-Dibromo-3-chloropropane	ND	7.2	1.1	ug/kg	
124-48-1	Dibromochloromethane	ND	3.6	0.12	ug/kg	
106-93-4	1,2-Dibromoethane	ND	0.72	0.17	ug/kg	
95-50-1	1,2-Dichlorobenzene	ND	3.6	0.20	ug/kg	
541-73-1	1,3-Dichlorobenzene	ND	3.6	0.14	ug/kg	
106-46-7	1,4-Dichlorobenzene	ND	3.6	0.12	ug/kg	
75-71-8	Dichlorodifluoromethane	ND	3.6	0.23	ug/kg	
75-34-3	1,1-Dichloroethane	0.45	3.6	0.16	ug/kg	J
107-06-2	1,2-Dichloroethane	ND	0.72	0.13	ug/kg	
75-35-4	1,1-Dichloroethene	ND	3.6	0.44	ug/kg	
156-59-2	cis-1,2-Dichloroethene	ND	3.6	0.23	ug/kg	
156-60-5	trans-1,2-Dichloroethene	ND	3.6	0.31	ug/kg	
78-87-5	1,2-Dichloropropane	ND	3.6	0.19	ug/kg	

ND = Not detected      MDL - Method Detection Limit      J = Indicates an estimated value  
 RL = Reporting Limit      B = Indicates analyte found in associated method blank  
 E = Indicates value exceeds calibration range      N = Indicates presumptive evidence of a compound

## Report of Analysis

<b>Client Sample ID:</b>	V22-3.5	<b>Date Sampled:</b>	07/15/11
<b>Lab Sample ID:</b>	C17019-21	<b>Date Received:</b>	07/15/11
<b>Matrix:</b>	SO - Soil	<b>Percent Solids:</b>	n/a
<b>Method:</b>	SW846 8260B	<b>Project:</b> Romic Soil Investigation(Romic EPA) - 2081 Bay Road,East Palo Alto,CA	

## VOA 8260 List

CAS No.	Compound	Result	RL	MDL	Units	Q
142-28-9	1,3-Dichloropropane	ND	3.6	0.27	ug/kg	
594-20-7	2,2-Dichloropropane	ND	3.6	0.12	ug/kg	
563-58-6	1,1-Dichloropropene	ND	3.6	0.15	ug/kg	
10061-01-5	cis-1,3-Dichloropropene	ND	3.6	0.11	ug/kg	
10061-02-6	trans-1,3-Dichloropropene	ND	3.6	0.24	ug/kg	
100-41-4	Ethylbenzene	ND	0.72	0.11	ug/kg	
87-68-3	Hexachlorobutadiene	ND	3.6	0.38	ug/kg	
591-78-6	2-Hexanone	ND	3.6	1.8	ug/kg	
98-82-8	Isopropylbenzene	ND	3.6	0.099	ug/kg	
99-87-6	p-Isopropyltoluene	ND	3.6	0.21	ug/kg	
1634-04-4	Methyl Tert Butyl Ether	ND	0.72	0.13	ug/kg	
108-10-1	4-Methyl-2-pentanone(MIBK)	ND	3.6	1.9	ug/kg	
74-95-3	Methylene bromide	ND	3.6	0.41	ug/kg	
75-09-2	Methylene chloride	ND	3.6	0.17	ug/kg	
91-20-3	Naphthalene	ND	3.6	0.77	ug/kg	
103-65-1	n-Propylbenzene	ND	3.6	0.25	ug/kg	
100-42-5	Styrene	ND	3.6	0.13	ug/kg	
75-65-0	Tert Butyl Alcohol	ND	18	4.2	ug/kg	
994-05-8	tert-Amyl Methyl Ether	ND	3.6	0.11	ug/kg	
637-92-3	tert-Butyl Ethyl Ether	ND	3.6	0.10	ug/kg	
630-20-6	1,1,1,2-Tetrachloroethane	ND	3.6	0.13	ug/kg	
79-34-5	1,1,2,2-Tetrachloroethane	ND	3.6	0.13	ug/kg	
127-18-4	Tetrachloroethene	ND	3.6	0.14	ug/kg	
108-88-3	Toluene	ND	0.72	0.27	ug/kg	
87-61-6	1,2,3-Trichlorobenzene	ND	3.6	0.32	ug/kg	
120-82-1	1,2,4-Trichlorobenzene	ND	3.6	0.25	ug/kg	
71-55-6	1,1,1-Trichloroethane	ND	3.6	0.17	ug/kg	
79-00-5	1,1,2-Trichloroethane	ND	3.6	0.31	ug/kg	
79-01-6	Trichloroethene	ND	3.6	0.18	ug/kg	
75-69-4	Trichlorofluoromethane	ND	3.6	0.35	ug/kg	
96-18-4	1,2,3-Trichloropropane	ND	3.6	0.78	ug/kg	
95-63-6	1,2,4-Trimethylbenzene	ND	3.6	0.81	ug/kg	
108-67-8	1,3,5-Trimethylbenzene	ND	3.6	0.092	ug/kg	
75-01-4	Vinyl chloride	ND	3.6	0.33	ug/kg	
1330-20-7	Xylene (total)	ND	0.72	0.13	ug/kg	

CAS No.	Surrogate Recoveries	Run# 1	Run# 2	Limits
1868-53-7	Dibromofluoromethane	109%		67-131%
17060-07-0	1,2-Dichloroethane-D4	105%		66-130%

ND = Not detected MDL - Method Detection Limit

RL = Reporting Limit

E = Indicates value exceeds calibration range

J = Indicates an estimated value

B = Indicates analyte found in associated method blank

N = Indicates presumptive evidence of a compound

## Report of Analysis

<b>Client Sample ID:</b>	V22-3.5	
<b>Lab Sample ID:</b>	C17019-21	<b>Date Sampled:</b> 07/15/11
<b>Matrix:</b>	SO - Soil	<b>Date Received:</b> 07/15/11
<b>Method:</b>	SW846 8260B	<b>Percent Solids:</b> n/a
<b>Project:</b>	Romic Soil Investigation(Romic EPA) - 2081 Bay Road, East Palo Alto, CA	

### VOA 8260 List

CAS No.	Surrogate Recoveries	Run# 1	Run# 2	Limits
2037-26-5	Toluene-D8	108%		76-125%
460-00-4	4-Bromofluorobenzene	92%		53-142%

(a) Analysis performed at Accutest Laboratories, Dayton, NJ.

ND = Not detected      MDL - Method Detection Limit  
 RL = Reporting Limit  
 E = Indicates value exceeds calibration range

J = Indicates an estimated value  
 B = Indicates analyte found in associated method blank  
 N = Indicates presumptive evidence of a compound

## Report of Analysis

<b>Client Sample ID:</b>	V22-6.5	<b>Date Sampled:</b>	07/15/11
<b>Lab Sample ID:</b>	C17019-22	<b>Date Received:</b>	07/15/11
<b>Matrix:</b>	SO - Soil	<b>Percent Solids:</b>	n/a
<b>Method:</b>	SW846 8260B	<b>Project:</b> Romic Soil Investigation(Romic EPA) - 2081 Bay Road, East Palo Alto, CA	

Run #	File ID	DF	Analyzed	By	Prep Date	Prep Batch	Analytical Batch
Run #1 <sup>a</sup>	G140481.D	1	07/29/11	ANJ	n/a	n/a	N:VG6583
Run #2							

Run #	Initial Weight
Run #1	6.4 g
Run #2	

## VOA 8260 List

CAS No.	Compound	Result	RL	MDL	Units	Q
67-64-1	Acetone	ND	7.8	5.2	ug/kg	
71-43-2	Benzene	ND	0.78	0.10	ug/kg	
108-86-1	Bromobenzene	ND	3.9	0.15	ug/kg	
74-97-5	Bromochloromethane	ND	3.9	0.41	ug/kg	
75-27-4	Bromodichloromethane	ND	3.9	0.18	ug/kg	
75-25-2	Bromoform	ND	3.9	0.59	ug/kg	
74-83-9	Bromomethane	ND	3.9	0.31	ug/kg	
78-93-3	2-Butanone (MEK)	ND	7.8	3.4	ug/kg	
104-51-8	n-Butylbenzene	ND	3.9	0.18	ug/kg	
135-98-8	sec-Butylbenzene	ND	3.9	0.12	ug/kg	
98-06-6	tert-Butylbenzene	ND	3.9	0.11	ug/kg	
56-23-5	Carbon tetrachloride	ND	3.9	0.27	ug/kg	
108-90-7	Chlorobenzene	ND	3.9	0.25	ug/kg	
75-00-3	Chloroethane	ND	3.9	0.32	ug/kg	
67-66-3	Chloroform	ND	3.9	0.38	ug/kg	
74-87-3	Chloromethane	ND	3.9	0.49	ug/kg	
95-49-8	o-Chlorotoluene	ND	3.9	0.29	ug/kg	
106-43-4	p-Chlorotoluene	ND	3.9	0.16	ug/kg	
108-20-3	Di-Isopropyl ether	ND	3.9	0.099	ug/kg	
96-12-8	1,2-Dibromo-3-chloropropane	ND	7.8	1.2	ug/kg	
124-48-1	Dibromochloromethane	ND	3.9	0.13	ug/kg	
106-93-4	1,2-Dibromoethane	ND	0.78	0.19	ug/kg	
95-50-1	1,2-Dichlorobenzene	ND	3.9	0.22	ug/kg	
541-73-1	1,3-Dichlorobenzene	ND	3.9	0.15	ug/kg	
106-46-7	1,4-Dichlorobenzene	ND	3.9	0.13	ug/kg	
75-71-8	Dichlorodifluoromethane	ND	3.9	0.25	ug/kg	
75-34-3	1,1-Dichloroethane	ND	3.9	0.17	ug/kg	
107-06-2	1,2-Dichloroethane	ND	0.78	0.14	ug/kg	
75-35-4	1,1-Dichloroethene	ND	3.9	0.48	ug/kg	
156-59-2	cis-1,2-Dichloroethene	ND	3.9	0.25	ug/kg	
156-60-5	trans-1,2-Dichloroethene	ND	3.9	0.33	ug/kg	
78-87-5	1,2-Dichloropropane	ND	3.9	0.21	ug/kg	

ND = Not detected MDL - Method Detection Limit

RL = Reporting Limit

E = Indicates value exceeds calibration range

J = Indicates an estimated value

B = Indicates analyte found in associated method blank

N = Indicates presumptive evidence of a compound

## Report of Analysis

<b>Client Sample ID:</b>	V22-6.5	<b>Date Sampled:</b>	07/15/11
<b>Lab Sample ID:</b>	C17019-22	<b>Date Received:</b>	07/15/11
<b>Matrix:</b>	SO - Soil	<b>Percent Solids:</b>	n/a
<b>Method:</b>	SW846 8260B	<b>Project:</b> Romic Soil Investigation(Romic EPA) - 2081 Bay Road,East Palo Alto,CA	

## VOA 8260 List

CAS No.	Compound	Result	RL	MDL	Units	Q
142-28-9	1,3-Dichloropropane	ND	3.9	0.29	ug/kg	
594-20-7	2,2-Dichloropropane	ND	3.9	0.13	ug/kg	
563-58-6	1,1-Dichloropropene	ND	3.9	0.16	ug/kg	
10061-01-5	cis-1,3-Dichloropropene	ND	3.9	0.12	ug/kg	
10061-02-6	trans-1,3-Dichloropropene	ND	3.9	0.26	ug/kg	
100-41-4	Ethylbenzene	ND	0.78	0.12	ug/kg	
87-68-3	Hexachlorobutadiene	ND	3.9	0.41	ug/kg	
591-78-6	2-Hexanone	ND	3.9	1.9	ug/kg	
98-82-8	Isopropylbenzene	ND	3.9	0.11	ug/kg	
99-87-6	p-Isopropyltoluene	ND	3.9	0.23	ug/kg	
1634-04-4	Methyl Tert Butyl Ether	ND	0.78	0.14	ug/kg	
108-10-1	4-Methyl-2-pentanone(MIBK)	ND	3.9	2.1	ug/kg	
74-95-3	Methylene bromide	ND	3.9	0.44	ug/kg	
75-09-2	Methylene chloride	ND	3.9	0.18	ug/kg	
91-20-3	Naphthalene	ND	3.9	0.83	ug/kg	
103-65-1	n-Propylbenzene	ND	3.9	0.27	ug/kg	
100-42-5	Styrene	ND	3.9	0.14	ug/kg	
75-65-0	Tert Butyl Alcohol	ND	20	4.5	ug/kg	
994-05-8	tert-Amyl Methyl Ether	ND	3.9	0.12	ug/kg	
637-92-3	tert-Butyl Ethyl Ether	ND	3.9	0.11	ug/kg	
630-20-6	1,1,1,2-Tetrachloroethane	ND	3.9	0.14	ug/kg	
79-34-5	1,1,2,2-Tetrachloroethane	ND	3.9	0.14	ug/kg	
127-18-4	Tetrachloroethene	ND	3.9	0.15	ug/kg	
108-88-3	Toluene	ND	0.78	0.30	ug/kg	
87-61-6	1,2,3-Trichlorobenzene	ND	3.9	0.34	ug/kg	
120-82-1	1,2,4-Trichlorobenzene	ND	3.9	0.27	ug/kg	
71-55-6	1,1,1-Trichloroethane	ND	3.9	0.19	ug/kg	
79-00-5	1,1,2-Trichloroethane	ND	3.9	0.34	ug/kg	
79-01-6	Trichloroethene	ND	3.9	0.19	ug/kg	
75-69-4	Trichlorofluoromethane	ND	3.9	0.38	ug/kg	
96-18-4	1,2,3-Trichloropropane	ND	3.9	0.84	ug/kg	
95-63-6	1,2,4-Trimethylbenzene	ND	3.9	0.88	ug/kg	
108-67-8	1,3,5-Trimethylbenzene	ND	3.9	0.099	ug/kg	
75-01-4	Vinyl chloride	ND	3.9	0.36	ug/kg	
1330-20-7	Xylene (total)	ND	0.78	0.14	ug/kg	

CAS No.	Surrogate Recoveries	Run# 1	Run# 2	Limits
1868-53-7	Dibromofluoromethane	97%		67-131%
17060-07-0	1,2-Dichloroethane-D4	84%		66-130%

ND = Not detected MDL - Method Detection Limit

RL = Reporting Limit

E = Indicates value exceeds calibration range

J = Indicates an estimated value

B = Indicates analyte found in associated method blank

N = Indicates presumptive evidence of a compound

## Report of Analysis

<b>Client Sample ID:</b>	V22-6.5	<b>Date Sampled:</b>	07/15/11
<b>Lab Sample ID:</b>	C17019-22	<b>Date Received:</b>	07/15/11
<b>Matrix:</b>	SO - Soil	<b>Percent Solids:</b>	n/a
<b>Method:</b>	SW846 8260B	<b>Project:</b> Romic Soil Investigation(Romic EPA) - 2081 Bay Road,East Palo Alto,CA	

### VOA 8260 List

CAS No.	Surrogate Recoveries	Run# 1	Run# 2	Limits
2037-26-5	Toluene-D8	97%		76-125%
460-00-4	4-Bromofluorobenzene	95%		53-142%

(a) Analysis performed at Accutest Laboratories, Dayton, NJ.

ND = Not detected      MDL - Method Detection Limit  
 RL = Reporting Limit  
 E = Indicates value exceeds calibration range

J = Indicates an estimated value  
 B = Indicates analyte found in associated method blank  
 N = Indicates presumptive evidence of a compound

## Report of Analysis

<b>Client Sample ID:</b>	W22-3.1	<b>Date Sampled:</b>	07/15/11
<b>Lab Sample ID:</b>	C17019-23	<b>Date Received:</b>	07/15/11
<b>Matrix:</b>	SO - Soil	<b>Percent Solids:</b>	n/a
<b>Method:</b>	SW846 8260B	<b>Project:</b> Romic Soil Investigation(Romic EPA) - 2081 Bay Road, East Palo Alto, CA	

Run #	File ID	DF	Analyzed	By	Prep Date	Prep Batch	Analytical Batch
Run #1 <sup>a</sup>	3C77628.D	1	07/29/11	ANJ	n/a	n/a	N:V3C3432
Run #2							

Run #	Initial Weight
Run #1	5.7 g
Run #2	

## VOA 8260 List

CAS No.	Compound	Result	RL	MDL	Units	Q
67-64-1	Acetone	82.9	8.8	5.8	ug/kg	
71-43-2	Benzene	0.24	0.88	0.12	ug/kg	J
108-86-1	Bromobenzene	ND	4.4	0.17	ug/kg	
74-97-5	Bromochloromethane	ND	4.4	0.46	ug/kg	
75-27-4	Bromodichloromethane	ND	4.4	0.20	ug/kg	
75-25-2	Bromoform	ND	4.4	0.66	ug/kg	
74-83-9	Bromomethane	ND	4.4	0.35	ug/kg	
78-93-3	2-Butanone (MEK)	ND	8.8	3.8	ug/kg	
104-51-8	n-Butylbenzene	ND	4.4	0.21	ug/kg	
135-98-8	sec-Butylbenzene	ND	4.4	0.14	ug/kg	
98-06-6	tert-Butylbenzene	ND	4.4	0.12	ug/kg	
56-23-5	Carbon tetrachloride	ND	4.4	0.30	ug/kg	
108-90-7	Chlorobenzene	ND	4.4	0.28	ug/kg	
75-00-3	Chloroethane	ND	4.4	0.36	ug/kg	
67-66-3	Chloroform	ND	4.4	0.42	ug/kg	
74-87-3	Chloromethane	ND	4.4	0.55	ug/kg	
95-49-8	o-Chlorotoluene	ND	4.4	0.33	ug/kg	
106-43-4	p-Chlorotoluene	ND	4.4	0.18	ug/kg	
108-20-3	Di-Isopropyl ether	ND	4.4	0.11	ug/kg	
96-12-8	1,2-Dibromo-3-chloropropane	ND	8.8	1.3	ug/kg	
124-48-1	Dibromochloromethane	ND	4.4	0.15	ug/kg	
106-93-4	1,2-Dibromoethane	ND	0.88	0.21	ug/kg	
95-50-1	1,2-Dichlorobenzene	ND	4.4	0.24	ug/kg	
541-73-1	1,3-Dichlorobenzene	ND	4.4	0.17	ug/kg	
106-46-7	1,4-Dichlorobenzene	ND	4.4	0.15	ug/kg	
75-71-8	Dichlorodifluoromethane	ND	4.4	0.28	ug/kg	
75-34-3	1,1-Dichloroethane	0.25	4.4	0.19	ug/kg	J
107-06-2	1,2-Dichloroethane	ND	0.88	0.16	ug/kg	
75-35-4	1,1-Dichloroethene	ND	4.4	0.54	ug/kg	
156-59-2	cis-1,2-Dichloroethene	ND	4.4	0.28	ug/kg	
156-60-5	trans-1,2-Dichloroethene	ND	4.4	0.37	ug/kg	
78-87-5	1,2-Dichloropropane	ND	4.4	0.23	ug/kg	

ND = Not detected MDL - Method Detection Limit

RL = Reporting Limit

E = Indicates value exceeds calibration range

J = Indicates an estimated value

B = Indicates analyte found in associated method blank

N = Indicates presumptive evidence of a compound

## Report of Analysis

<b>Client Sample ID:</b>	W22-3.1	<b>Date Sampled:</b>	07/15/11
<b>Lab Sample ID:</b>	C17019-23	<b>Date Received:</b>	07/15/11
<b>Matrix:</b>	SO - Soil	<b>Percent Solids:</b>	n/a
<b>Method:</b>	SW846 8260B	<b>Project:</b> Romic Soil Investigation(Romic EPA) - 2081 Bay Road,East Palo Alto,CA	

## VOA 8260 List

CAS No.	Compound	Result	RL	MDL	Units	Q
142-28-9	1,3-Dichloropropane	ND	4.4	0.33	ug/kg	
594-20-7	2,2-Dichloropropane	ND	4.4	0.15	ug/kg	
563-58-6	1,1-Dichloropropene	ND	4.4	0.18	ug/kg	
10061-01-5	cis-1,3-Dichloropropene	ND	4.4	0.13	ug/kg	
10061-02-6	trans-1,3-Dichloropropene	ND	4.4	0.29	ug/kg	
100-41-4	Ethylbenzene	ND	0.88	0.13	ug/kg	
87-68-3	Hexachlorobutadiene	ND	4.4	0.46	ug/kg	
591-78-6	2-Hexanone	ND	4.4	2.2	ug/kg	
98-82-8	Isopropylbenzene	ND	4.4	0.12	ug/kg	
99-87-6	p-Isopropyltoluene	ND	4.4	0.26	ug/kg	
1634-04-4	Methyl Tert Butyl Ether	ND	0.88	0.16	ug/kg	
108-10-1	4-Methyl-2-pentanone(MIBK)	ND	4.4	2.3	ug/kg	
74-95-3	Methylene bromide	ND	4.4	0.50	ug/kg	
75-09-2	Methylene chloride	ND	4.4	0.20	ug/kg	
91-20-3	Naphthalene	ND	4.4	0.93	ug/kg	
103-65-1	n-Propylbenzene	ND	4.4	0.30	ug/kg	
100-42-5	Styrene	ND	4.4	0.16	ug/kg	
75-65-0	Tert Butyl Alcohol	ND	22	5.0	ug/kg	
994-05-8	tert-Amyl Methyl Ether	ND	4.4	0.13	ug/kg	
637-92-3	tert-Butyl Ethyl Ether	ND	4.4	0.12	ug/kg	
630-20-6	1,1,1,2-Tetrachloroethane	ND	4.4	0.16	ug/kg	
79-34-5	1,1,2,2-Tetrachloroethane	ND	4.4	0.16	ug/kg	
127-18-4	Tetrachloroethene	ND	4.4	0.17	ug/kg	
108-88-3	Toluene	ND	0.88	0.33	ug/kg	
87-61-6	1,2,3-Trichlorobenzene	ND	4.4	0.38	ug/kg	
120-82-1	1,2,4-Trichlorobenzene	ND	4.4	0.30	ug/kg	
71-55-6	1,1,1-Trichloroethane	ND	4.4	0.21	ug/kg	
79-00-5	1,1,2-Trichloroethane	ND	4.4	0.38	ug/kg	
79-01-6	Trichloroethene	ND	4.4	0.22	ug/kg	
75-69-4	Trichlorofluoromethane	ND	4.4	0.42	ug/kg	
96-18-4	1,2,3-Trichloropropane	ND	4.4	0.94	ug/kg	
95-63-6	1,2,4-Trimethylbenzene	ND	4.4	0.98	ug/kg	
108-67-8	1,3,5-Trimethylbenzene	ND	4.4	0.11	ug/kg	
75-01-4	Vinyl chloride	ND	4.4	0.40	ug/kg	
1330-20-7	Xylene (total)	ND	0.88	0.16	ug/kg	

CAS No.	Surrogate Recoveries	Run# 1	Run# 2	Limits
1868-53-7	Dibromofluoromethane	100%		67-131%
17060-07-0	1,2-Dichloroethane-D4	96%		66-130%

ND = Not detected MDL - Method Detection Limit

RL = Reporting Limit

E = Indicates value exceeds calibration range

J = Indicates an estimated value

B = Indicates analyte found in associated method blank

N = Indicates presumptive evidence of a compound



## Report of Analysis

<b>Client Sample ID:</b> W22-3.1	
<b>Lab Sample ID:</b> C17019-23	<b>Date Sampled:</b> 07/15/11
<b>Matrix:</b> SO - Soil	<b>Date Received:</b> 07/15/11
<b>Method:</b> SW846 8260B	<b>Percent Solids:</b> n/a
<b>Project:</b> Romic Soil Investigation(Romic EPA) - 2081 Bay Road,East Palo Alto,CA	

### VOA 8260 List

CAS No.	Surrogate Recoveries	Run# 1	Run# 2	Limits
2037-26-5	Toluene-D8	106%		76-125%
460-00-4	4-Bromofluorobenzene	102%		53-142%

(a) Analysis performed at Accutest Laboratories, Dayton, NJ.

ND = Not detected      MDL - Method Detection Limit  
 RL = Reporting Limit  
 E = Indicates value exceeds calibration range

J = Indicates an estimated value  
 B = Indicates analyte found in associated method blank  
 N = Indicates presumptive evidence of a compound

## Report of Analysis

<b>Client Sample ID:</b>	W22-6.1	<b>Date Sampled:</b>	07/15/11
<b>Lab Sample ID:</b>	C17019-24	<b>Date Received:</b>	07/15/11
<b>Matrix:</b>	SO - Soil	<b>Percent Solids:</b>	n/a
<b>Method:</b>	SW846 8260B	<b>Project:</b> Romic Soil Investigation(Romic EPA) - 2081 Bay Road, East Palo Alto, CA	

Run #	File ID	DF	Analyzed	By	Prep Date	Prep Batch	Analytical Batch
Run #1 <sup>a</sup>	3C77629.D	1	07/29/11	ANJ	n/a	n/a	N:V3C3432
Run #2							

Run #	Initial Weight
Run #1	6.9 g
Run #2	

## VOA 8260 List

CAS No.	Compound	Result	RL	MDL	Units	Q
67-64-1	Acetone	ND	7.2	4.8	ug/kg	
71-43-2	Benzene	ND	0.72	0.096	ug/kg	
108-86-1	Bromobenzene	ND	3.6	0.14	ug/kg	
74-97-5	Bromochloromethane	ND	3.6	0.38	ug/kg	
75-27-4	Bromodichloromethane	ND	3.6	0.16	ug/kg	
75-25-2	Bromoform	ND	3.6	0.55	ug/kg	
74-83-9	Bromomethane	ND	3.6	0.29	ug/kg	
78-93-3	2-Butanone (MEK)	ND	7.2	3.1	ug/kg	
104-51-8	n-Butylbenzene	ND	3.6	0.17	ug/kg	
135-98-8	sec-Butylbenzene	ND	3.6	0.12	ug/kg	
98-06-6	tert-Butylbenzene	ND	3.6	0.10	ug/kg	
56-23-5	Carbon tetrachloride	ND	3.6	0.25	ug/kg	
108-90-7	Chlorobenzene	ND	3.6	0.23	ug/kg	
75-00-3	Chloroethane	ND	3.6	0.30	ug/kg	
67-66-3	Chloroform	ND	3.6	0.35	ug/kg	
74-87-3	Chloromethane	ND	3.6	0.45	ug/kg	
95-49-8	o-Chlorotoluene	ND	3.6	0.27	ug/kg	
106-43-4	p-Chlorotoluene	ND	3.6	0.15	ug/kg	
108-20-3	Di-Isopropyl ether	ND	3.6	0.092	ug/kg	
96-12-8	1,2-Dibromo-3-chloropropane	ND	7.2	1.1	ug/kg	
124-48-1	Dibromochloromethane	ND	3.6	0.12	ug/kg	
106-93-4	1,2-Dibromoethane	ND	0.72	0.17	ug/kg	
95-50-1	1,2-Dichlorobenzene	ND	3.6	0.20	ug/kg	
541-73-1	1,3-Dichlorobenzene	ND	3.6	0.14	ug/kg	
106-46-7	1,4-Dichlorobenzene	ND	3.6	0.12	ug/kg	
75-71-8	Dichlorodifluoromethane	ND	3.6	0.23	ug/kg	
75-34-3	1,1-Dichloroethane	ND	3.6	0.16	ug/kg	
107-06-2	1,2-Dichloroethane	ND	0.72	0.13	ug/kg	
75-35-4	1,1-Dichloroethene	ND	3.6	0.44	ug/kg	
156-59-2	cis-1,2-Dichloroethene	0.33	3.6	0.23	ug/kg	J
156-60-5	trans-1,2-Dichloroethene	ND	3.6	0.31	ug/kg	
78-87-5	1,2-Dichloropropane	ND	3.6	0.19	ug/kg	

ND = Not detected MDL - Method Detection Limit

RL = Reporting Limit

E = Indicates value exceeds calibration range

J = Indicates an estimated value

B = Indicates analyte found in associated method blank

N = Indicates presumptive evidence of a compound

## Report of Analysis

<b>Client Sample ID:</b>	W22-6.1	<b>Date Sampled:</b>	07/15/11
<b>Lab Sample ID:</b>	C17019-24	<b>Date Received:</b>	07/15/11
<b>Matrix:</b>	SO - Soil	<b>Percent Solids:</b>	n/a
<b>Method:</b>	SW846 8260B	<b>Project:</b> Romic Soil Investigation(Romic EPA) - 2081 Bay Road,East Palo Alto,CA	

## VOA 8260 List

CAS No.	Compound	Result	RL	MDL	Units	Q
142-28-9	1,3-Dichloropropane	ND	3.6	0.27	ug/kg	
594-20-7	2,2-Dichloropropane	ND	3.6	0.12	ug/kg	
563-58-6	1,1-Dichloropropene	ND	3.6	0.15	ug/kg	
10061-01-5	cis-1,3-Dichloropropene	ND	3.6	0.11	ug/kg	
10061-02-6	trans-1,3-Dichloropropene	ND	3.6	0.24	ug/kg	
100-41-4	Ethylbenzene	ND	0.72	0.11	ug/kg	
87-68-3	Hexachlorobutadiene	ND	3.6	0.38	ug/kg	
591-78-6	2-Hexanone	ND	3.6	1.8	ug/kg	
98-82-8	Isopropylbenzene	ND	3.6	0.099	ug/kg	
99-87-6	p-Isopropyltoluene	ND	3.6	0.21	ug/kg	
1634-04-4	Methyl Tert Butyl Ether	ND	0.72	0.13	ug/kg	
108-10-1	4-Methyl-2-pentanone(MIBK)	ND	3.6	1.9	ug/kg	
74-95-3	Methylene bromide	ND	3.6	0.41	ug/kg	
75-09-2	Methylene chloride	ND	3.6	0.17	ug/kg	
91-20-3	Naphthalene	ND	3.6	0.77	ug/kg	
103-65-1	n-Propylbenzene	ND	3.6	0.25	ug/kg	
100-42-5	Styrene	ND	3.6	0.13	ug/kg	
75-65-0	Tert Butyl Alcohol	ND	18	4.2	ug/kg	
994-05-8	tert-Amyl Methyl Ether	ND	3.6	0.11	ug/kg	
637-92-3	tert-Butyl Ethyl Ether	ND	3.6	0.10	ug/kg	
630-20-6	1,1,1,2-Tetrachloroethane	ND	3.6	0.13	ug/kg	
79-34-5	1,1,2,2-Tetrachloroethane	ND	3.6	0.13	ug/kg	
127-18-4	Tetrachloroethene	ND	3.6	0.14	ug/kg	
108-88-3	Toluene	ND	0.72	0.27	ug/kg	
87-61-6	1,2,3-Trichlorobenzene	ND	3.6	0.32	ug/kg	
120-82-1	1,2,4-Trichlorobenzene	ND	3.6	0.25	ug/kg	
71-55-6	1,1,1-Trichloroethane	ND	3.6	0.17	ug/kg	
79-00-5	1,1,2-Trichloroethane	ND	3.6	0.31	ug/kg	
79-01-6	Trichloroethene	ND	3.6	0.18	ug/kg	
75-69-4	Trichlorofluoromethane	ND	3.6	0.35	ug/kg	
96-18-4	1,2,3-Trichloropropane	ND	3.6	0.78	ug/kg	
95-63-6	1,2,4-Trimethylbenzene	ND	3.6	0.81	ug/kg	
108-67-8	1,3,5-Trimethylbenzene	ND	3.6	0.092	ug/kg	
75-01-4	Vinyl chloride	ND	3.6	0.33	ug/kg	
1330-20-7	Xylene (total)	ND	0.72	0.13	ug/kg	

CAS No.	Surrogate Recoveries	Run# 1	Run# 2	Limits
1868-53-7	Dibromofluoromethane	101%		67-131%
17060-07-0	1,2-Dichloroethane-D4	102%		66-130%

ND = Not detected MDL - Method Detection Limit

RL = Reporting Limit

E = Indicates value exceeds calibration range

J = Indicates an estimated value

B = Indicates analyte found in associated method blank

N = Indicates presumptive evidence of a compound

## Report of Analysis

<b>Client Sample ID:</b> W22-6.1		
<b>Lab Sample ID:</b> C17019-24		<b>Date Sampled:</b> 07/15/11
<b>Matrix:</b> SO - Soil		<b>Date Received:</b> 07/15/11
<b>Method:</b> SW846 8260B		<b>Percent Solids:</b> n/a
<b>Project:</b> Romic Soil Investigation(Romic EPA) - 2081 Bay Road, East Palo Alto, CA		

### VOA 8260 List

CAS No.	Surrogate Recoveries	Run# 1	Run# 2	Limits
2037-26-5	Toluene-D8	107%		76-125%
460-00-4	4-Bromofluorobenzene	101%		53-142%

(a) Analysis performed at Accutest Laboratories, Dayton, NJ.

ND = Not detected      MDL - Method Detection Limit  
 RL = Reporting Limit  
 E = Indicates value exceeds calibration range

J = Indicates an estimated value  
 B = Indicates analyte found in associated method blank  
 N = Indicates presumptive evidence of a compound

## Report of Analysis

<b>Client Sample ID:</b> AA25-0.5	<b>Date Sampled:</b> 07/15/11
<b>Lab Sample ID:</b> C17019-25	<b>Date Received:</b> 07/15/11
<b>Matrix:</b> SO - Soil	<b>Percent Solids:</b> n/a <sup>a</sup>
<b>Method:</b> SW846 8015B	
<b>Project:</b> Romc Soil Investigation(Romic EPA) - 2081 Bay Road, East Palo Alto, CA	

Run #	File ID	DF	Analyzed	By	Prep Date	Prep Batch	Analytical Batch
Run #1	JK21349.D	1	07/28/11	TT	n/a	n/a	GJK883
Run #2							

Run #	Initial Weight
Run #1	5.06 g
Run #2	

**TPH Volatiles**

CAS No.	Compound	Result	RL	MDL	Units	Q
	TPH-GRO (C6-C10)	ND	0.099	0.049	mg/kg	
CAS No.	Surrogate Recoveries	Run# 1	Run# 2	Limits		
98-08-8	aaa-Trifluorotoluene	90%		60-157%		

(a) All results reported on wet weight basis.

ND = Not detected      MDL - Method Detection Limit  
 RL = Reporting Limit

J = Indicates an estimated value  
 B = Indicates analyte found in associated method blank  
 N = Indicates presumptive evidence of a compound

## Report of Analysis

<b>Client Sample ID:</b> AA25-0.5		<b>Date Sampled:</b> 07/15/11
<b>Lab Sample ID:</b> C17019-25		<b>Date Received:</b> 07/15/11
<b>Matrix:</b> SO - Soil		<b>Percent Solids:</b> n/a <sup>a</sup>
<b>Method:</b> SW846 8015B M SW846 3545A		
<b>Project:</b> Romc Soil Investigation(Romc EPA) - 2081 Bay Road, East Palo Alto, CA		

Run #	File ID	DF	Analyzed	By	Prep Date	Prep Batch	Analytical Batch
Run #1	HH15560.D	10	07/27/11	JH	07/21/11	OP4273	GHH531
Run #2							

Run #	Initial Weight	Final Volume
Run #1	10.1 g	1.5 ml
Run #2		

**TPH Extractable w/ Silica Gel Cleanup**

CAS No.	Compound	Result	RL	MDL	Units	Q
	TPH (C10-C28)	170	150	74	mg/kg	
	TPH (> C28-C40)	1040	300	150	mg/kg	

CAS No.	Surrogate Recoveries	Run# 1	Run# 2	Limits
630-01-3	Hexacosane	95%		45-140%

(a) All results reported on wet weight basis.

ND = Not detected      MDL - Method Detection Limit  
 RL = Reporting Limit  
 E = Indicates value exceeds calibration range

J = Indicates an estimated value  
 B = Indicates analyte found in associated method blank  
 N = Indicates presumptive evidence of a compound

## Report of Analysis

<b>Client Sample ID:</b> AA25-0.5	<b>Date Sampled:</b> 07/15/11
<b>Lab Sample ID:</b> C17019-25	<b>Date Received:</b> 07/15/11
<b>Matrix:</b> SO - Soil	<b>Percent Solids:</b> n/a <sup>a</sup>
<b>Project:</b> Romic Soil Investigation(Romic EPA) - 2081 Bay Road, East Palo Alto, CA	

### Metals Analysis

Analyte	Result	RL	Units	DF	Prep	Analyzed By	Method	Prep Method
Cadmium	< 0.91	0.91	mg/kg	1	07/18/11	07/20/11 RS	SW846 6010B <sup>1</sup>	SW846 3050B <sup>2</sup>
Chromium	58.0	0.91	mg/kg	1	07/18/11	07/20/11 RS	SW846 6010B <sup>1</sup>	SW846 3050B <sup>2</sup>
Lead	13.5	1.8	mg/kg	1	07/18/11	07/20/11 RS	SW846 6010B <sup>1</sup>	SW846 3050B <sup>2</sup>

(1) Instrument QC Batch: MA1993

(2) Prep QC Batch: MP3728

(a) All results reported on wet weight basis.

RL = Reporting Limit

## Report of Analysis

<b>Client Sample ID:</b>	AA25-3.0	<b>Date Sampled:</b>	07/15/11
<b>Lab Sample ID:</b>	C17019-26	<b>Date Received:</b>	07/15/11
<b>Matrix:</b>	SO - Soil	<b>Percent Solids:</b>	n/a <sup>a</sup>
<b>Method:</b>	SW846 8260B	<b>Project:</b> Romic Soil Investigation(Romic EPA) - 2081 Bay Road, East Palo Alto, CA	

Run #	File ID	DF	Analyzed	By	Prep Date	Prep Batch	Analytical Batch
Run #1 <sup>b</sup>	3C77630.D	1	07/29/11	ANJ	n/a	n/a	N:V3C3432
Run #2							

Run #	Initial Weight
Run #1	6.2 g
Run #2	

## VOA 8260 List

CAS No.	Compound	Result	RL	MDL	Units	Q
67-64-1	Acetone	67.7	8.1	5.3	ug/kg	
71-43-2	Benzene	0.55	0.81	0.11	ug/kg	J
108-86-1	Bromobenzene	ND	4.0	0.16	ug/kg	
74-97-5	Bromochloromethane	ND	4.0	0.42	ug/kg	
75-27-4	Bromodichloromethane	ND	4.0	0.18	ug/kg	
75-25-2	Bromoform	ND	4.0	0.61	ug/kg	
74-83-9	Bromomethane	ND	4.0	0.32	ug/kg	
78-93-3	2-Butanone (MEK)	ND	8.1	3.5	ug/kg	
104-51-8	n-Butylbenzene	ND	4.0	0.19	ug/kg	
135-98-8	sec-Butylbenzene	ND	4.0	0.13	ug/kg	
98-06-6	tert-Butylbenzene	ND	4.0	0.11	ug/kg	
56-23-5	Carbon tetrachloride	ND	4.0	0.28	ug/kg	
108-90-7	Chlorobenzene	ND	4.0	0.26	ug/kg	
75-00-3	Chloroethane	ND	4.0	0.33	ug/kg	
67-66-3	Chloroform	ND	4.0	0.39	ug/kg	
74-87-3	Chloromethane	ND	4.0	0.50	ug/kg	
95-49-8	o-Chlorotoluene	ND	4.0	0.30	ug/kg	
106-43-4	p-Chlorotoluene	ND	4.0	0.17	ug/kg	
108-20-3	Di-Isopropyl ether	ND	4.0	0.10	ug/kg	
96-12-8	1,2-Dibromo-3-chloropropane	ND	8.1	1.2	ug/kg	
124-48-1	Dibromochloromethane	ND	4.0	0.14	ug/kg	
106-93-4	1,2-Dibromoethane	ND	0.81	0.19	ug/kg	
95-50-1	1,2-Dichlorobenzene	ND	4.0	0.22	ug/kg	
541-73-1	1,3-Dichlorobenzene	ND	4.0	0.15	ug/kg	
106-46-7	1,4-Dichlorobenzene	ND	4.0	0.14	ug/kg	
75-71-8	Dichlorodifluoromethane	ND	4.0	0.26	ug/kg	
75-34-3	1,1-Dichloroethane	1.0	4.0	0.18	ug/kg	J
107-06-2	1,2-Dichloroethane	ND	0.81	0.15	ug/kg	
75-35-4	1,1-Dichloroethene	ND	4.0	0.49	ug/kg	
156-59-2	cis-1,2-Dichloroethene	ND	4.0	0.26	ug/kg	
156-60-5	trans-1,2-Dichloroethene	ND	4.0	0.34	ug/kg	
78-87-5	1,2-Dichloropropane	ND	4.0	0.21	ug/kg	

ND = Not detected MDL - Method Detection Limit

RL = Reporting Limit

E = Indicates value exceeds calibration range

J = Indicates an estimated value

B = Indicates analyte found in associated method blank

N = Indicates presumptive evidence of a compound



## Report of Analysis

<b>Client Sample ID:</b>	AA25-3.0	<b>Date Sampled:</b>	07/15/11
<b>Lab Sample ID:</b>	C17019-26	<b>Date Received:</b>	07/15/11
<b>Matrix:</b>	SO - Soil	<b>Percent Solids:</b>	n/a <sup>a</sup>
<b>Method:</b>	SW846 8260B	<b>Project:</b> Romic Soil Investigation(Romic EPA) - 2081 Bay Road,East Palo Alto,CA	

## VOA 8260 List

CAS No.	Compound	Result	RL	MDL	Units	Q
142-28-9	1,3-Dichloropropane	ND	4.0	0.30	ug/kg	
594-20-7	2,2-Dichloropropane	ND	4.0	0.14	ug/kg	
563-58-6	1,1-Dichloropropene	ND	4.0	0.17	ug/kg	
10061-01-5	cis-1,3-Dichloropropene	ND	4.0	0.12	ug/kg	
10061-02-6	trans-1,3-Dichloropropene	ND	4.0	0.27	ug/kg	
100-41-4	Ethylbenzene	ND	0.81	0.12	ug/kg	
87-68-3	Hexachlorobutadiene	ND	4.0	0.42	ug/kg	
591-78-6	2-Hexanone	ND	4.0	2.0	ug/kg	
98-82-8	Isopropylbenzene	ND	4.0	0.11	ug/kg	
99-87-6	p-Isopropyltoluene	ND	4.0	0.24	ug/kg	
1634-04-4	Methyl Tert Butyl Ether	ND	0.81	0.14	ug/kg	
108-10-1	4-Methyl-2-pentanone(MIBK)	ND	4.0	2.1	ug/kg	
74-95-3	Methylene bromide	ND	4.0	0.46	ug/kg	
75-09-2	Methylene chloride	ND	4.0	0.19	ug/kg	
91-20-3	Naphthalene	ND	4.0	0.85	ug/kg	
103-65-1	n-Propylbenzene	ND	4.0	0.28	ug/kg	
100-42-5	Styrene	ND	4.0	0.15	ug/kg	
75-65-0	Tert Butyl Alcohol	ND	20	4.6	ug/kg	
994-05-8	tert-Amyl Methyl Ether	ND	4.0	0.12	ug/kg	
637-92-3	tert-Butyl Ethyl Ether	ND	4.0	0.11	ug/kg	
630-20-6	1,1,1,2-Tetrachloroethane	ND	4.0	0.15	ug/kg	
79-34-5	1,1,2,2-Tetrachloroethane	ND	4.0	0.14	ug/kg	
127-18-4	Tetrachloroethene	ND	4.0	0.15	ug/kg	
108-88-3	Toluene	ND	0.81	0.30	ug/kg	
87-61-6	1,2,3-Trichlorobenzene	ND	4.0	0.35	ug/kg	
120-82-1	1,2,4-Trichlorobenzene	ND	4.0	0.28	ug/kg	
71-55-6	1,1,1-Trichloroethane	ND	4.0	0.19	ug/kg	
79-00-5	1,1,2-Trichloroethane	ND	4.0	0.35	ug/kg	
79-01-6	Trichloroethene	ND	4.0	0.20	ug/kg	
75-69-4	Trichlorofluoromethane	ND	4.0	0.39	ug/kg	
96-18-4	1,2,3-Trichloropropane	ND	4.0	0.86	ug/kg	
95-63-6	1,2,4-Trimethylbenzene	ND	4.0	0.90	ug/kg	
108-67-8	1,3,5-Trimethylbenzene	ND	4.0	0.10	ug/kg	
75-01-4	Vinyl chloride	ND	4.0	0.37	ug/kg	
1330-20-7	Xylene (total)	ND	0.81	0.15	ug/kg	

CAS No.	Surrogate Recoveries	Run# 1	Run# 2	Limits
1868-53-7	Dibromofluoromethane	100%		67-131%
17060-07-0	1,2-Dichloroethane-D4	102%		66-130%

ND = Not detected MDL - Method Detection Limit

RL = Reporting Limit

E = Indicates value exceeds calibration range

J = Indicates an estimated value

B = Indicates analyte found in associated method blank

N = Indicates presumptive evidence of a compound

## Report of Analysis

<b>Client Sample ID:</b> AA25-3.0		
<b>Lab Sample ID:</b> C17019-26		<b>Date Sampled:</b> 07/15/11
<b>Matrix:</b> SO - Soil		<b>Date Received:</b> 07/15/11
<b>Method:</b> SW846 8260B		<b>Percent Solids:</b> n/a <sup>a</sup>
<b>Project:</b> Romic Soil Investigation(Romic EPA) - 2081 Bay Road, East Palo Alto, CA		

### VOA 8260 List

CAS No.	Surrogate Recoveries	Run# 1	Run# 2	Limits
2037-26-5	Toluene-D8	107%		76-125%
460-00-4	4-Bromofluorobenzene	103%		53-142%

- (a) All results reported on wet weight basis.
- (b) Analysis performed at Accutest Laboratories, Dayton, NJ.

ND = Not detected      MDL - Method Detection Limit  
 RL = Reporting Limit  
 E = Indicates value exceeds calibration range

J = Indicates an estimated value  
 B = Indicates analyte found in associated method blank  
 N = Indicates presumptive evidence of a compound

## Report of Analysis

<b>Client Sample ID:</b> AA25-3.0		
<b>Lab Sample ID:</b> C17019-26		<b>Date Sampled:</b> 07/15/11
<b>Matrix:</b> SO - Soil		<b>Date Received:</b> 07/15/11
<b>Method:</b> SW846 8015B		<b>Percent Solids:</b> n/a <sup>a</sup>
<b>Project:</b> Romc Soil Investigation(Romc EPA) - 2081 Bay Road, East Palo Alto, CA		

	File ID	DF	Analyzed	By	Prep Date	Prep Batch	Analytical Batch
Run #1	JK21351.D	1	07/28/11	TT	n/a	n/a	GJK883
Run #2							

	Initial Weight
Run #1	5.05 g
Run #2	

### TPH Volatiles

CAS No.	Compound	Result	RL	MDL	Units	Q
	TPH-GRO (C6-C10)	ND	0.099	0.050	mg/kg	
CAS No.	Surrogate Recoveries	Run# 1	Run# 2	Limits		
98-08-8	aaa-Trifluorotoluene	90%		60-157%		

(a) All results reported on wet weight basis.

ND = Not detected      MDL - Method Detection Limit  
 RL = Reporting Limit

J = Indicates an estimated value  
 B = Indicates analyte found in associated method blank  
 N = Indicates presumptive evidence of a compound

## Report of Analysis

<b>Client Sample ID:</b> AA25-3.0		<b>Date Sampled:</b> 07/15/11
<b>Lab Sample ID:</b> C17019-26		<b>Date Received:</b> 07/15/11
<b>Matrix:</b> SO - Soil		<b>Percent Solids:</b> n/a <sup>a</sup>
<b>Method:</b> SW846 8015B M SW846 3545A		
<b>Project:</b> Romc Soil Investigation(Romc EPA) - 2081 Bay Road, East Palo Alto, CA		

Run #	File ID	DF	Analyzed	By	Prep Date	Prep Batch	Analytical Batch
Run #1	HH15344.D	1	07/22/11	JH	07/21/11	OP4273	GHH526
Run #2							

Run #	Initial Weight	Final Volume
Run #1	10.0 g	1.0 ml
Run #2		

### TPH Extractable w/ Silica Gel Cleanup

CAS No.	Compound	Result	RL	MDL	Units	Q
	TPH (C10-C28)	ND	10	5.0	mg/kg	
	TPH (> C28-C40)	ND	20	10	mg/kg	

CAS No.	Surrogate Recoveries	Run# 1	Run# 2	Limits
630-01-3	Hexacosane	63%		45-140%

(a) All results reported on wet weight basis.

ND = Not detected      MDL - Method Detection Limit  
 RL = Reporting Limit  
 E = Indicates value exceeds calibration range

J = Indicates an estimated value  
 B = Indicates analyte found in associated method blank  
 N = Indicates presumptive evidence of a compound

## Report of Analysis

<b>Client Sample ID:</b> AA25-3.0	<b>Date Sampled:</b> 07/15/11
<b>Lab Sample ID:</b> C17019-26	<b>Date Received:</b> 07/15/11
<b>Matrix:</b> SO - Soil	<b>Percent Solids:</b> n/a <sup>a</sup>
<b>Project:</b> Romic Soil Investigation(Romic EPA) - 2081 Bay Road, East Palo Alto, CA	

### Metals Analysis

Analyte	Result	RL	Units	DF	Prep	Analyzed By	Method	Prep Method
Cadmium	< 0.93	0.93	mg/kg	1	07/18/11	07/20/11 RS	SW846 6010B <sup>1</sup>	SW846 3050B <sup>2</sup>
Chromium	36.1	0.93	mg/kg	1	07/18/11	07/20/11 RS	SW846 6010B <sup>1</sup>	SW846 3050B <sup>2</sup>
Lead	8.4	1.9	mg/kg	1	07/18/11	07/20/11 RS	SW846 6010B <sup>1</sup>	SW846 3050B <sup>2</sup>

(1) Instrument QC Batch: MA1993

(2) Prep QC Batch: MP3728

(a) All results reported on wet weight basis.

RL = Reporting Limit

## Report of Analysis

<b>Client Sample ID:</b>	AA25-6.0	<b>Date Sampled:</b>	07/15/11
<b>Lab Sample ID:</b>	C17019-27	<b>Date Received:</b>	07/15/11
<b>Matrix:</b>	SO - Soil	<b>Percent Solids:</b>	n/a <sup>a</sup>
<b>Method:</b>	SW846 8260B	<b>Project:</b> Romc Soil Investigation(Romc EPA) - 2081 Bay Road,East Palo Alto,CA	

Run #	File ID	DF	Analyzed	By	Prep Date	Prep Batch	Analytical Batch
Run #1 <sup>b</sup>	E180652.D	1	07/29/11	ANJ	n/a	n/a	N:VE7958
Run #2							

Run #	Initial Weight	Final Volume	Methanol Aliquot
Run #1	7.9 g	5.0 ml	100 ul
Run #2			

## VOA 8260 List

CAS No.	Compound	Result	RL	MDL	Units	Q
67-64-1	Acetone	ND	320	210	ug/kg	
71-43-2	Benzene	ND	32	4.2	ug/kg	
108-86-1	Bromobenzene	ND	160	6.2	ug/kg	
74-97-5	Bromochloromethane	ND	160	16	ug/kg	
75-27-4	Bromodichloromethane	ND	160	7.1	ug/kg	
75-25-2	Bromoform	ND	160	24	ug/kg	
74-83-9	Bromomethane	ND	160	12	ug/kg	
78-93-3	2-Butanone (MEK)	ND	320	140	ug/kg	
104-51-8	n-Butylbenzene	ND	160	7.4	ug/kg	
135-98-8	sec-Butylbenzene	ND	160	5.0	ug/kg	
98-06-6	tert-Butylbenzene	ND	160	4.4	ug/kg	
56-23-5	Carbon tetrachloride	ND	160	11	ug/kg	
108-90-7	Chlorobenzene	ND	160	10	ug/kg	
75-00-3	Chloroethane	ND	160	13	ug/kg	
67-66-3	Chloroform	ND	160	15	ug/kg	
74-87-3	Chloromethane	ND	160	20	ug/kg	
95-49-8	o-Chlorotoluene	ND	160	12	ug/kg	
106-43-4	p-Chlorotoluene	ND	160	6.6	ug/kg	
108-20-3	Di-Isopropyl ether	ND	160	4.0	ug/kg	
96-12-8	1,2-Dibromo-3-chloropropane	ND	320	48	ug/kg	
124-48-1	Dibromochloromethane	ND	160	5.3	ug/kg	
106-93-4	1,2-Dibromoethane	ND	32	7.5	ug/kg	
95-50-1	1,2-Dichlorobenzene	ND	160	8.8	ug/kg	
541-73-1	1,3-Dichlorobenzene	ND	160	6.1	ug/kg	
106-46-7	1,4-Dichlorobenzene	ND	160	5.4	ug/kg	
75-71-8	Dichlorodifluoromethane	ND	160	10	ug/kg	
75-34-3	1,1-Dichloroethane	ND	160	6.9	ug/kg	
107-06-2	1,2-Dichloroethane	ND	32	5.8	ug/kg	
75-35-4	1,1-Dichloroethene	ND	160	19	ug/kg	
156-59-2	cis-1,2-Dichloroethene	ND	160	10	ug/kg	
156-60-5	trans-1,2-Dichloroethene	ND	160	13	ug/kg	
78-87-5	1,2-Dichloropropane	ND	160	8.4	ug/kg	

ND = Not detected MDL - Method Detection Limit

RL = Reporting Limit

E = Indicates value exceeds calibration range

J = Indicates an estimated value

B = Indicates analyte found in associated method blank

N = Indicates presumptive evidence of a compound

## Report of Analysis

<b>Client Sample ID:</b>	AA25-6.0	<b>Date Sampled:</b>	07/15/11
<b>Lab Sample ID:</b>	C17019-27	<b>Date Received:</b>	07/15/11
<b>Matrix:</b>	SO - Soil	<b>Percent Solids:</b>	n/a <sup>a</sup>
<b>Method:</b>	SW846 8260B	<b>Project:</b> Romic Soil Investigation(Romic EPA) - 2081 Bay Road, East Palo Alto, CA	

**VOA 8260 List**

CAS No.	Compound	Result	RL	MDL	Units	Q
142-28-9	1,3-Dichloropropane	ND	160	12	ug/kg	
594-20-7	2,2-Dichloropropane	ND	160	5.4	ug/kg	
563-58-6	1,1-Dichloropropene	ND	160	6.6	ug/kg	
10061-01-5	cis-1,3-Dichloropropene	ND	160	4.8	ug/kg	
10061-02-6	trans-1,3-Dichloropropene	ND	160	11	ug/kg	
100-41-4	Ethylbenzene	ND	32	4.7	ug/kg	
87-68-3	Hexachlorobutadiene	ND	160	16	ug/kg	
591-78-6	2-Hexanone	ND	160	78	ug/kg	
98-82-8	Isopropylbenzene	ND	160	4.3	ug/kg	
99-87-6	p-Isopropyltoluene	ND	160	9.4	ug/kg	
1634-04-4	Methyl Tert Butyl Ether	ND	32	5.7	ug/kg	
108-10-1	4-Methyl-2-pentanone(MIBK)	ND	160	83	ug/kg	
74-95-3	Methylene bromide	ND	160	18	ug/kg	
75-09-2	Methylene chloride	ND	160	7.3	ug/kg	
91-20-3	Naphthalene	ND	160	34	ug/kg	
103-65-1	n-Propylbenzene	ND	160	11	ug/kg	
100-42-5	Styrene	ND	160	5.9	ug/kg	
75-65-0	Tert Butyl Alcohol	ND	790	180	ug/kg	
994-05-8	tert-Amyl Methyl Ether	ND	160	4.7	ug/kg	
637-92-3	tert-Butyl Ethyl Ether	ND	160	4.4	ug/kg	
630-20-6	1,1,1,2-Tetrachloroethane	ND	160	5.8	ug/kg	
79-34-5	1,1,2,2-Tetrachloroethane	ND	160	5.7	ug/kg	
127-18-4	Tetrachloroethene	ND	160	6.0	ug/kg	
108-88-3	Toluene	ND	32	12	ug/kg	
87-61-6	1,2,3-Trichlorobenzene	ND	160	14	ug/kg	
120-82-1	1,2,4-Trichlorobenzene	ND	160	11	ug/kg	
71-55-6	1,1,1-Trichloroethane	ND	160	7.6	ug/kg	
79-00-5	1,1,2-Trichloroethane	ND	160	14	ug/kg	
79-01-6	Trichloroethene	ND	160	7.8	ug/kg	
75-69-4	Trichlorofluoromethane	ND	160	15	ug/kg	
96-18-4	1,2,3-Trichloropropane	ND	160	34	ug/kg	
95-63-6	1,2,4-Trimethylbenzene	ND	160	35	ug/kg	
108-67-8	1,3,5-Trimethylbenzene	ND	160	4.0	ug/kg	
75-01-4	Vinyl chloride	ND	160	15	ug/kg	
1330-20-7	Xylene (total)	ND	32	5.8	ug/kg	

CAS No.	Surrogate Recoveries	Run# 1	Run# 2	Limits
1868-53-7	Dibromofluoromethane	89%		67-131%
17060-07-0	1,2-Dichloroethane-D4	94%		66-130%

ND = Not detected      MDL - Method Detection Limit  
 RL = Reporting Limit  
 E = Indicates value exceeds calibration range

J = Indicates an estimated value  
 B = Indicates analyte found in associated method blank  
 N = Indicates presumptive evidence of a compound

## Report of Analysis

<b>Client Sample ID:</b> AA25-6.0		<b>Date Sampled:</b> 07/15/11
<b>Lab Sample ID:</b> C17019-27		<b>Date Received:</b> 07/15/11
<b>Matrix:</b> SO - Soil		<b>Percent Solids:</b> n/a <sup>a</sup>
<b>Method:</b> SW846 8260B		
<b>Project:</b> Romic Soil Investigation(Romic EPA) - 2081 Bay Road, East Palo Alto, CA		

**VOA 8260 List**

CAS No.	Surrogate Recoveries	Run# 1	Run# 2	Limits
2037-26-5	Toluene-D8	92%		76-125%
460-00-4	4-Bromofluorobenzene	91%		53-142%

- (a) All results reported on wet weight basis.
- (b) Analysis performed at Accutest Laboratories, Dayton, NJ.

ND = Not detected      MDL - Method Detection Limit  
 RL = Reporting Limit  
 E = Indicates value exceeds calibration range

J = Indicates an estimated value  
 B = Indicates analyte found in associated method blank  
 N = Indicates presumptive evidence of a compound



## Report of Analysis

<b>Client Sample ID:</b> AA25-6.0		<b>Date Sampled:</b> 07/15/11
<b>Lab Sample ID:</b> C17019-27		<b>Date Received:</b> 07/15/11
<b>Matrix:</b> SO - Soil		<b>Percent Solids:</b> n/a <sup>a</sup>
<b>Method:</b> SW846 8015B		
<b>Project:</b> Romic Soil Investigation(Romic EPA) - 2081 Bay Road, East Palo Alto, CA		

Run #	File ID	DF	Analyzed	By	Prep Date	Prep Batch	Analytical Batch
Run #1	JK21352.D	1	07/28/11	TT	n/a	n/a	GJK883
Run #2							

Run #	Initial Weight
Run #1	5.05 g
Run #2	

**TPH Volatiles**

CAS No.	Compound	Result	RL	MDL	Units	Q
	TPH-GRO (C6-C10)	ND	0.099	0.050	mg/kg	
CAS No.	Surrogate Recoveries	Run# 1	Run# 2	Limits		
98-08-8	aaa-Trifluorotoluene	89%		60-157%		

(a) All results reported on wet weight basis.

ND = Not detected      MDL - Method Detection Limit  
 RL = Reporting Limit  
 E = Indicates value exceeds calibration range

J = Indicates an estimated value  
 B = Indicates analyte found in associated method blank  
 N = Indicates presumptive evidence of a compound

## Report of Analysis

<b>Client Sample ID:</b> AA25-6.0		<b>Date Sampled:</b> 07/15/11
<b>Lab Sample ID:</b> C17019-27		<b>Date Received:</b> 07/15/11
<b>Matrix:</b> SO - Soil		<b>Percent Solids:</b> n/a <sup>a</sup>
<b>Method:</b> SW846 8015B M SW846 3545A		
<b>Project:</b> Romc Soil Investigation(Romc EPA) - 2081 Bay Road, East Palo Alto, CA		

Run #	File ID	DF	Analyzed	By	Prep Date	Prep Batch	Analytical Batch
Run #1	HH15345.D	1	07/22/11	JH	07/21/11	OP4273	GHH526
Run #2							

Run #	Initial Weight	Final Volume
Run #1	10.1 g	1.0 ml
Run #2		

### TPH Extractable w/ Silica Gel Cleanup

CAS No.	Compound	Result	RL	MDL	Units	Q
	TPH (C10-C28)	ND	9.9	5.0	mg/kg	
	TPH (> C28-C40)	ND	20	9.9	mg/kg	

CAS No.	Surrogate Recoveries	Run# 1	Run# 2	Limits
630-01-3	Hexacosane	63%		45-140%

(a) All results reported on wet weight basis.

ND = Not detected      MDL - Method Detection Limit  
 RL = Reporting Limit  
 E = Indicates value exceeds calibration range

J = Indicates an estimated value  
 B = Indicates analyte found in associated method blank  
 N = Indicates presumptive evidence of a compound

## Report of Analysis

<b>Client Sample ID:</b> AA25-6.0		<b>Date Sampled:</b> 07/15/11
<b>Lab Sample ID:</b> C17019-27		<b>Date Received:</b> 07/15/11
<b>Matrix:</b> SO - Soil		<b>Percent Solids:</b> n/a <sup>a</sup>
<b>Project:</b> Romic Soil Investigation(Romic EPA) - 2081 Bay Road, East Palo Alto, CA		

### Metals Analysis

Analyte	Result	RL	Units	DF	Prep	Analyzed By	Method	Prep Method
Cadmium	< 0.90	0.90	mg/kg	1	07/18/11	07/20/11 RS	SW846 6010B <sup>1</sup>	SW846 3050B <sup>2</sup>
Chromium	34.7	0.90	mg/kg	1	07/18/11	07/20/11 RS	SW846 6010B <sup>1</sup>	SW846 3050B <sup>2</sup>
Lead	6.8	1.8	mg/kg	1	07/18/11	07/20/11 RS	SW846 6010B <sup>1</sup>	SW846 3050B <sup>2</sup>

(1) Instrument QC Batch: MA1993

(2) Prep QC Batch: MP3728

(a) All results reported on wet weight basis.

---

RL = Reporting Limit

# Report of Analysis

<b>Client Sample ID:</b> BB23-0.7	
<b>Lab Sample ID:</b> C17019-28	<b>Date Sampled:</b> 07/15/11
<b>Matrix:</b> SO - Soil	<b>Date Received:</b> 07/15/11
<b>Method:</b> SW846 8260B	<b>Percent Solids:</b> n/a <sup>a</sup>
<b>Project:</b> Romic Soil Investigation(Romic EPA) - 2081 Bay Road, East Palo Alto, CA	

Run #	File ID	DF	Analyzed	By	Prep Date	Prep Batch	Analytical Batch
Run #1 <sup>b</sup>	G140465.D	1	07/28/11	ANJ	n/a	n/a	N:VG6582
Run #2							

Run #	Initial Weight
Run #1	6.7 g
Run #2	

### VOA 8260 List

CAS No.	Compound	Result	RL	MDL	Units	Q
67-64-1	Acetone	ND	7.5	4.9	ug/kg	
71-43-2	Benzene	ND	0.75	0.099	ug/kg	
108-86-1	Bromobenzene	ND	3.7	0.15	ug/kg	
74-97-5	Bromochloromethane	ND	3.7	0.39	ug/kg	
75-27-4	Bromodichloromethane	ND	3.7	0.17	ug/kg	
75-25-2	Bromoform	ND	3.7	0.56	ug/kg	
74-83-9	Bromomethane	ND	3.7	0.29	ug/kg	
78-93-3	2-Butanone (MEK)	ND	7.5	3.2	ug/kg	
104-51-8	n-Butylbenzene	ND	3.7	0.18	ug/kg	
135-98-8	sec-Butylbenzene	ND	3.7	0.12	ug/kg	
98-06-6	tert-Butylbenzene	ND	3.7	0.10	ug/kg	
56-23-5	Carbon tetrachloride	ND	3.7	0.26	ug/kg	
108-90-7	Chlorobenzene	ND	3.7	0.24	ug/kg	
75-00-3	Chloroethane	ND	3.7	0.30	ug/kg	
67-66-3	Chloroform	ND	3.7	0.36	ug/kg	
74-87-3	Chloromethane	ND	3.7	0.47	ug/kg	
95-49-8	o-Chlorotoluene	ND	3.7	0.28	ug/kg	
106-43-4	p-Chlorotoluene	ND	3.7	0.16	ug/kg	
108-20-3	Di-Isopropyl ether	ND	3.7	0.095	ug/kg	
96-12-8	1,2-Dibromo-3-chloropropane	ND	7.5	1.1	ug/kg	
124-48-1	Dibromochloromethane	ND	3.7	0.13	ug/kg	
106-93-4	1,2-Dibromoethane	ND	0.75	0.18	ug/kg	
95-50-1	1,2-Dichlorobenzene	ND	3.7	0.21	ug/kg	
541-73-1	1,3-Dichlorobenzene	ND	3.7	0.14	ug/kg	
106-46-7	1,4-Dichlorobenzene	ND	3.7	0.13	ug/kg	
75-71-8	Dichlorodifluoromethane	ND	3.7	0.24	ug/kg	
75-34-3	1,1-Dichloroethane	ND	3.7	0.16	ug/kg	
107-06-2	1,2-Dichloroethane	ND	0.75	0.14	ug/kg	
75-35-4	1,1-Dichloroethene	ND	3.7	0.46	ug/kg	
156-59-2	cis-1,2-Dichloroethene	ND	3.7	0.24	ug/kg	
156-60-5	trans-1,2-Dichloroethene	ND	3.7	0.32	ug/kg	
78-87-5	1,2-Dichloropropane	ND	3.7	0.20	ug/kg	

ND = Not detected      MDL - Method Detection Limit  
 RL = Reporting Limit  
 E = Indicates value exceeds calibration range

J = Indicates an estimated value  
 B = Indicates analyte found in associated method blank  
 N = Indicates presumptive evidence of a compound

## Report of Analysis

<b>Client Sample ID:</b>	BB23-0.7	<b>Date Sampled:</b>	07/15/11
<b>Lab Sample ID:</b>	C17019-28	<b>Date Received:</b>	07/15/11
<b>Matrix:</b>	SO - Soil	<b>Percent Solids:</b>	n/a <sup>a</sup>
<b>Method:</b>	SW846 8260B	<b>Project:</b> Romic Soil Investigation(Romic EPA) - 2081 Bay Road,East Palo Alto,CA	

### VOA 8260 List

CAS No.	Compound	Result	RL	MDL	Units	Q
142-28-9	1,3-Dichloropropane	ND	3.7	0.28	ug/kg	
594-20-7	2,2-Dichloropropane	ND	3.7	0.13	ug/kg	
563-58-6	1,1-Dichloropropene	ND	3.7	0.16	ug/kg	
10061-01-5	cis-1,3-Dichloropropene	ND	3.7	0.11	ug/kg	
10061-02-6	trans-1,3-Dichloropropene	ND	3.7	0.25	ug/kg	
100-41-4	Ethylbenzene	ND	0.75	0.11	ug/kg	
87-68-3	Hexachlorobutadiene	ND	3.7	0.39	ug/kg	
591-78-6	2-Hexanone	ND	3.7	1.9	ug/kg	
98-82-8	Isopropylbenzene	ND	3.7	0.10	ug/kg	
99-87-6	p-Isopropyltoluene	ND	3.7	0.22	ug/kg	
1634-04-4	Methyl Tert Butyl Ether	ND	0.75	0.13	ug/kg	
108-10-1	4-Methyl-2-pentanone(MIBK)	ND	3.7	2.0	ug/kg	
74-95-3	Methylene bromide	ND	3.7	0.42	ug/kg	
75-09-2	Methylene chloride	ND	3.7	0.17	ug/kg	
91-20-3	Naphthalene	ND	3.7	0.79	ug/kg	
103-65-1	n-Propylbenzene	ND	3.7	0.26	ug/kg	
100-42-5	Styrene	ND	3.7	0.14	ug/kg	
75-65-0	Tert Butyl Alcohol	ND	19	4.3	ug/kg	
994-05-8	tert-Amyl Methyl Ether	ND	3.7	0.11	ug/kg	
637-92-3	tert-Butyl Ethyl Ether	ND	3.7	0.10	ug/kg	
630-20-6	1,1,1,2-Tetrachloroethane	ND	3.7	0.14	ug/kg	
79-34-5	1,1,2,2-Tetrachloroethane	ND	3.7	0.13	ug/kg	
127-18-4	Tetrachloroethene	ND	3.7	0.14	ug/kg	
108-88-3	Toluene	ND	0.75	0.28	ug/kg	
87-61-6	1,2,3-Trichlorobenzene	ND	3.7	0.33	ug/kg	
120-82-1	1,2,4-Trichlorobenzene	ND	3.7	0.25	ug/kg	
71-55-6	1,1,1-Trichloroethane	ND	3.7	0.18	ug/kg	
79-00-5	1,1,2-Trichloroethane	ND	3.7	0.32	ug/kg	
79-01-6	Trichloroethene	ND	3.7	0.18	ug/kg	
75-69-4	Trichlorofluoromethane	ND	3.7	0.36	ug/kg	
96-18-4	1,2,3-Trichloropropane	ND	3.7	0.80	ug/kg	
95-63-6	1,2,4-Trimethylbenzene	ND	3.7	0.84	ug/kg	
108-67-8	1,3,5-Trimethylbenzene	ND	3.7	0.095	ug/kg	
75-01-4	Vinyl chloride	ND	3.7	0.34	ug/kg	
1330-20-7	Xylene (total)	ND	0.75	0.14	ug/kg	

CAS No.	Surrogate Recoveries	Run# 1	Run# 2	Limits
1868-53-7	Dibromofluoromethane	98%		67-131%
17060-07-0	1,2-Dichloroethane-D4	82%		66-130%

ND = Not detected      MDL - Method Detection Limit  
 RL = Reporting Limit  
 E = Indicates value exceeds calibration range

J = Indicates an estimated value  
 B = Indicates analyte found in associated method blank  
 N = Indicates presumptive evidence of a compound

## Report of Analysis

<b>Client Sample ID:</b>	BB23-0.7	<b>Date Sampled:</b>	07/15/11
<b>Lab Sample ID:</b>	C17019-28	<b>Date Received:</b>	07/15/11
<b>Matrix:</b>	SO - Soil	<b>Percent Solids:</b>	n/a <sup>a</sup>
<b>Method:</b>	SW846 8260B	<b>Project:</b> Romic Soil Investigation(Romic EPA) - 2081 Bay Road, East Palo Alto, CA	

### VOA 8260 List

CAS No.	Surrogate Recoveries	Run# 1	Run# 2	Limits
2037-26-5	Toluene-D8	96%		76-125%
460-00-4	4-Bromofluorobenzene	101%		53-142%

- (a) All results reported on wet weight basis.
- (b) Analysis performed at Accutest Laboratories, Dayton, NJ.

ND = Not detected      MDL - Method Detection Limit  
 RL = Reporting Limit  
 E = Indicates value exceeds calibration range

J = Indicates an estimated value  
 B = Indicates analyte found in associated method blank  
 N = Indicates presumptive evidence of a compound

## Report of Analysis

<b>Client Sample ID:</b>	BB23-0.7	<b>Date Sampled:</b>	07/15/11
<b>Lab Sample ID:</b>	C17019-28	<b>Date Received:</b>	07/15/11
<b>Matrix:</b>	SO - Soil	<b>Percent Solids:</b>	n/a <sup>a</sup>
<b>Method:</b>	SW846 8270C SW846 3550B	<b>Project:</b> Romic Soil Investigation(Romic EPA) - 2081 Bay Road, East Palo Alto, CA	

Run #	File ID	DF	Analyzed	By	Prep Date	Prep Batch	Analytical Batch
Run #1 <sup>b</sup>	Y8920.D	2	07/20/11	MT	07/20/11	OP4270	EY425
Run #2							

Run #	Initial Weight	Final Volume
Run #1	10.0 g	1.0 ml
Run #2		

## ABN Full List

CAS No.	Compound	Result	RL	MDL	Units	Q
65-85-0	Benzoic acid	ND	2000	1800	ug/kg	
95-57-8	2-Chlorophenol	ND	2000	1400	ug/kg	
59-50-7	4-Chloro-3-methyl phenol	ND	1000	840	ug/kg	
120-83-2	2,4-Dichlorophenol	ND	1000	280	ug/kg	
105-67-9	2,4-Dimethylphenol	ND	1000	300	ug/kg	
51-28-5	2,4-Dinitrophenol	ND	5000	1700	ug/kg	
534-52-1	4,6-Dinitro-o-cresol	ND	4000	2100	ug/kg	
95-48-7	2-Methylphenol	ND	1000	340	ug/kg	
	3&4-Methylphenol	ND	1000	300	ug/kg	
88-75-5	2-Nitrophenol	ND	1000	260	ug/kg	
100-02-7	4-Nitrophenol	ND	4000	2500	ug/kg	
87-86-5	Pentachlorophenol	ND	1000	840	ug/kg	
108-95-2	Phenol	ND	4000	2600	ug/kg	
95-95-4	2,4,5-Trichlorophenol	ND	1000	240	ug/kg	
88-06-2	2,4,6-Trichlorophenol	ND	1000	320	ug/kg	
83-32-9	Acenaphthene	ND	2000	1000	ug/kg	
208-96-8	Acenaphthylene	ND	1000	400	ug/kg	
62-53-3	Aniline	ND	1000	280	ug/kg	
120-12-7	Anthracene	ND	1000	200	ug/kg	
103-33-3	Azobenzene	ND	1000	340	ug/kg	
92-87-5	Benzidine	ND	5000	1500	ug/kg	
56-55-3	Benzo(a)anthracene	ND	1000	140	ug/kg	
50-32-8	Benzo(a)pyrene	ND	1000	180	ug/kg	
205-99-2	Benzo(b)fluoranthene	ND	1000	120	ug/kg	
191-24-2	Benzo(g,h,i)perylene	ND	1000	300	ug/kg	
207-08-9	Benzo(k)fluoranthene	ND	1000	240	ug/kg	
101-55-3	4-Bromophenyl phenyl ether	ND	1000	300	ug/kg	
85-68-7	Butyl benzyl phthalate	ND	1000	220	ug/kg	
100-51-6	Benzyl Alcohol	ND	2000	320	ug/kg	
91-58-7	2-Chloronaphthalene	ND	1000	360	ug/kg	
106-47-8	4-Chloroaniline	ND	1000	280	ug/kg	
86-74-8	Carbazole	ND	1000	160	ug/kg	

ND = Not detected MDL - Method Detection Limit

RL = Reporting Limit

E = Indicates value exceeds calibration range

J = Indicates an estimated value

B = Indicates analyte found in associated method blank

N = Indicates presumptive evidence of a compound

## Report of Analysis

<b>Client Sample ID:</b>	BB23-0.7	<b>Date Sampled:</b>	07/15/11
<b>Lab Sample ID:</b>	C17019-28	<b>Date Received:</b>	07/15/11
<b>Matrix:</b>	SO - Soil	<b>Percent Solids:</b>	n/a <sup>a</sup>
<b>Method:</b>	SW846 8270C SW846 3550B		
<b>Project:</b>	Romic Soil Investigation(Romic EPA) - 2081 Bay Road,East Palo Alto,CA		

## ABN Full List

CAS No.	Compound	Result	RL	MDL	Units	Q
218-01-9	Chrysene	ND	1000	200	ug/kg	
111-91-1	bis(2-Chloroethoxy)methane	ND	1000	360	ug/kg	
111-44-4	bis(2-Chloroethyl)ether	ND	1000	460	ug/kg	
108-60-1	bis(2-Chloroisopropyl)ether	ND	1000	540	ug/kg	
7005-72-3	4-Chlorophenyl phenyl ether	ND	1000	380	ug/kg	
95-50-1	1,2-Dichlorobenzene	ND	1000	320	ug/kg	
541-73-1	1,3-Dichlorobenzene	ND	1000	300	ug/kg	
106-46-7	1,4-Dichlorobenzene	ND	1000	840	ug/kg	
121-14-2	2,4-Dinitrotoluene	ND	1000	920	ug/kg	
606-20-2	2,6-Dinitrotoluene	ND	2000	640	ug/kg	
91-94-1	3,3'-Dichlorobenzidine	ND	5000	280	ug/kg	
53-70-3	Dibenzo(a,h)anthracene	ND	1000	260	ug/kg	
132-64-9	Dibenzofuran	ND	1000	320	ug/kg	
122-39-4	Diphenylamine	ND	1000	240	ug/kg	
84-74-2	Di-n-butyl phthalate	ND	1000	200	ug/kg	
117-84-0	Di-n-octyl phthalate	ND	1000	260	ug/kg	
84-66-2	Diethyl phthalate	ND	1000	340	ug/kg	
131-11-3	Dimethyl phthalate	ND	1000	360	ug/kg	
117-81-7	bis(2-Ethylhexyl)phthalate	ND	1000	440	ug/kg	
206-44-0	Fluoranthene	ND	1000	200	ug/kg	
86-73-7	Fluorene	ND	1000	360	ug/kg	
118-74-1	Hexachlorobenzene	ND	1000	260	ug/kg	
87-68-3	Hexachlorobutadiene	ND	1000	380	ug/kg	
77-47-4	Hexachlorocyclopentadiene	ND	1000	280	ug/kg	
67-72-1	Hexachloroethane	ND	1000	320	ug/kg	
193-39-5	Indeno(1,2,3-cd)pyrene	ND	1000	280	ug/kg	
78-59-1	Isophorone	ND	1000	340	ug/kg	
90-12-0	1-Methylnaphthalene	ND	1000	320	ug/kg	
91-57-6	2-Methylnaphthalene	ND	1000	320	ug/kg	
88-74-4	2-Nitroaniline	ND	1000	240	ug/kg	
99-09-2	3-Nitroaniline	ND	1000	240	ug/kg	
100-01-6	4-Nitroaniline	ND	1000	600	ug/kg	
91-20-3	Naphthalene	ND	1000	340	ug/kg	
98-95-3	Nitrobenzene	ND	1000	320	ug/kg	
62-75-9	N-Nitrosodimethylamine	ND	10000	4400	ug/kg	
621-64-7	N-Nitroso-di-n-propylamine	ND	2000	1100	ug/kg	
85-01-8	Phenanthrene	ND	1000	220	ug/kg	
129-00-0	Pyrene	ND	2000	1400	ug/kg	
110-86-1	Pyridine	ND	4000	440	ug/kg	
120-82-1	1,2,4-Trichlorobenzene	ND	1000	680	ug/kg	

ND = Not detected MDL - Method Detection Limit

RL = Reporting Limit

E = Indicates value exceeds calibration range

J = Indicates an estimated value

B = Indicates analyte found in associated method blank

N = Indicates presumptive evidence of a compound



## Report of Analysis

<b>Client Sample ID:</b>	BB23-0.7	<b>Date Sampled:</b>	07/15/11
<b>Lab Sample ID:</b>	C17019-28	<b>Date Received:</b>	07/15/11
<b>Matrix:</b>	SO - Soil	<b>Percent Solids:</b>	n/a <sup>a</sup>
<b>Method:</b>	SW846 8270C SW846 3550B	<b>Project:</b> Romic Soil Investigation(Romic EPA) - 2081 Bay Road, East Palo Alto, CA	

## ABN Full List

CAS No.	Surrogate Recoveries	Run# 1	Run# 2	Limits
367-12-4	2-Fluorophenol	49%		20-100%
4165-62-2	Phenol-d5	53%		20-100%
118-79-6	2,4,6-Tribromophenol	77%		30-100%
4165-60-0	Nitrobenzene-d5	49%		20-100%
321-60-8	2-Fluorobiphenyl	55%		20-106%
1718-51-0	Terphenyl-d14	93%		55-130%

(a) All results reported on wet weight basis.

(b) Dilution required due to matrix interference; extract was viscous and non-target Hydrocarbons.

ND = Not detected MDL - Method Detection Limit

RL = Reporting Limit

E = Indicates value exceeds calibration range

J = Indicates an estimated value

B = Indicates analyte found in associated method blank

N = Indicates presumptive evidence of a compound

## Report of Analysis

<b>Client Sample ID:</b>	BB23-0.7	<b>Date Sampled:</b>	07/15/11
<b>Lab Sample ID:</b>	C17019-28	<b>Date Received:</b>	07/15/11
<b>Matrix:</b>	SO - Soil	<b>Percent Solids:</b>	n/a <sup>a</sup>
<b>Method:</b>	SW846 8015B	<b>Project:</b> Romic Soil Investigation(Romic EPA) - 2081 Bay Road,East Palo Alto,CA	

Run #	File ID	DF	Analyzed	By	Prep Date	Prep Batch	Analytical Batch
Run #1	JK21353.D	1	07/28/11	TT	n/a	n/a	GJK883
Run #2							

Run #	Initial Weight
Run #1	5.04 g
Run #2	

### TPH Volatiles

CAS No.	Compound	Result	RL	MDL	Units	Q
	TPH-GRO (C6-C10)	ND	0.099	0.050	mg/kg	
CAS No.	Surrogate Recoveries	Run# 1	Run# 2	Limits		
98-08-8	aaa-Trifluorotoluene	90%		60-157%		

(a) All results reported on wet weight basis.

ND = Not detected      MDL - Method Detection Limit  
 RL = Reporting Limit  
 E = Indicates value exceeds calibration range

J = Indicates an estimated value  
 B = Indicates analyte found in associated method blank  
 N = Indicates presumptive evidence of a compound

# Report of Analysis

<b>Client Sample ID:</b> BB23-0.7	
<b>Lab Sample ID:</b> C17019-28	<b>Date Sampled:</b> 07/15/11
<b>Matrix:</b> SO - Soil	<b>Date Received:</b> 07/15/11
<b>Method:</b> SW846 8081A SW846 3545A	<b>Percent Solids:</b> n/a <sup>a</sup>
<b>Project:</b> Romic Soil Investigation(Romic EPA) - 2081 Bay Road, East Palo Alto, CA	

Run #1	File ID	DF	Analyzed	By	Prep Date	Prep Batch	Analytical Batch
Run #1	OO22856.D	1	07/28/11	RV	07/27/11	OP4315	G00730
Run #2							

Run #1	Initial Weight	Final Volume
Run #1	10.2 g	10.0 ml
Run #2		

### Pesticide PPL List

CAS No.	Compound	Result	RL	MDL	Units	Q
309-00-2	Aldrin	ND	25	9.8	ug/kg	
319-84-6	alpha-BHC	ND	25	11	ug/kg	
319-85-7	beta-BHC	ND	25	3.4	ug/kg	
319-86-8	delta-BHC	ND	25	3.4	ug/kg	
58-89-9	gamma-BHC (Lindane)	ND	25	7.4	ug/kg	
12789-03-6	Chlordane	ND	98	98	ug/kg	
60-57-1	Dieldrin	ND	25	2.9	ug/kg	
72-54-8	4,4' -DDD	ND	25	3.4	ug/kg	
72-55-9	4,4' -DDE	ND	25	2.9	ug/kg	
50-29-3	4,4' -DDT	ND	25	2.9	ug/kg	
72-20-8	Endrin	ND	25	2.9	ug/kg	
7421-93-4	Endrin aldehyde	ND	25	5.9	ug/kg	
959-98-8	Endosulfan-I	ND	25	3.4	ug/kg	
33213-65-9	Endosulfan-II	ND	25	3.4	ug/kg	
1031-07-8	Endosulfan sulfate	ND	25	7.8	ug/kg	
76-44-8	Heptachlor	ND	25	5.9	ug/kg	
1024-57-3	Heptachlor epoxide	ND	25	3.9	ug/kg	
72-43-5	Methoxychlor	ND	25	3.4	ug/kg	
8001-35-2	Toxaphene	ND	98	98	ug/kg	

CAS No.	Surrogate Recoveries	Run# 1	Run# 2	Limits
877-09-8	Tetrachloro-m-xylene	55%		35-132%
877-09-8	Tetrachloro-m-xylene	58%		35-132%
2051-24-3	Decachlorobiphenyl	84%		35-132%
2051-24-3	Decachlorobiphenyl	100%		35-132%

(a) All results reported on wet weight basis.

ND = Not detected      MDL - Method Detection Limit  
 RL = Reporting Limit  
 E = Indicates value exceeds calibration range

J = Indicates an estimated value  
 B = Indicates analyte found in associated method blank  
 N = Indicates presumptive evidence of a compound

## Report of Analysis

<b>Client Sample ID:</b>	BB23-0.7	
<b>Lab Sample ID:</b>	C17019-28	<b>Date Sampled:</b> 07/15/11
<b>Matrix:</b>	SO - Soil	<b>Date Received:</b> 07/15/11
<b>Method:</b>	SW846 8082 SW846 3545A	<b>Percent Solids:</b> n/a <sup>a</sup>
<b>Project:</b>	Romic Soil Investigation(Romic EPA) - 2081 Bay Road, East Palo Alto, CA	

Run #1	File ID	DF	Analyzed	By	Prep Date	Prep Batch	Analytical Batch
Run #1	PP20207.D	1	07/20/11	RV	07/19/11	OP4257	GPP687
Run #2							

Run #1	Initial Weight	Final Volume
Run #1	10.1 g	10.0 ml
Run #2		

**PCB List**

CAS No.	Compound	Result	RL	MDL	Units	Q
12674-11-2	Aroclor 1016	ND	99	17	ug/kg	
11104-28-2	Aroclor 1221	ND	99	50	ug/kg	
11141-16-5	Aroclor 1232	ND	99	50	ug/kg	
53469-21-9	Aroclor 1242	ND	99	50	ug/kg	
12672-29-6	Aroclor 1248	ND	99	50	ug/kg	
11097-69-1	Aroclor 1254	ND	99	50	ug/kg	
11096-82-5	Aroclor 1260	ND	99	20	ug/kg	

CAS No.	Surrogate Recoveries	Run# 1	Run# 2	Limits
877-09-8	Tetrachloro-m-xylene	57%		45-108%
877-09-8	Tetrachloro-m-xylene	47%		45-108%
2051-24-3	Decachlorobiphenyl	85%		54-121%
2051-24-3	Decachlorobiphenyl	66%		54-121%

(a) All results reported on wet weight basis.

ND = Not detected      MDL - Method Detection Limit  
 RL = Reporting Limit  
 E = Indicates value exceeds calibration range

J = Indicates an estimated value  
 B = Indicates analyte found in associated method blank  
 N = Indicates presumptive evidence of a compound

## Report of Analysis

<b>Client Sample ID:</b> BB23-0.7		<b>Date Sampled:</b> 07/15/11
<b>Lab Sample ID:</b> C17019-28		<b>Date Received:</b> 07/15/11
<b>Matrix:</b> SO - Soil		<b>Percent Solids:</b> n/a <sup>a</sup>
<b>Method:</b> SW846 8015B M SW846 3545A		
<b>Project:</b> Romc Soil Investigation(Romc EPA) - 2081 Bay Road, East Palo Alto, CA		

Run #	File ID	DF	Analyzed	By	Prep Date	Prep Batch	Analytical Batch
Run #1	HH15441.D	1	07/24/11	JH	07/21/11	OP4273	GHH528
Run #2							

Run #	Initial Weight	Final Volume
Run #1	10.2 g	1.0 ml
Run #2		

**TPH Extractable w/ Silica Gel Cleanup**

CAS No.	Compound	Result	RL	MDL	Units	Q
	TPH (C10-C28)	7.05	9.8	4.9	mg/kg	J
	TPH (> C28-C40)	27.7	20	9.8	mg/kg	

CAS No.	Surrogate Recoveries	Run# 1	Run# 2	Limits
630-01-3	Hexacosane	78%		45-140%

(a) All results reported on wet weight basis.

ND = Not detected      MDL - Method Detection Limit  
 RL = Reporting Limit  
 E = Indicates value exceeds calibration range

J = Indicates an estimated value  
 B = Indicates analyte found in associated method blank  
 N = Indicates presumptive evidence of a compound

## Report of Analysis

<b>Client Sample ID:</b> BB23-0.7	<b>Date Sampled:</b> 07/15/11
<b>Lab Sample ID:</b> C17019-28	<b>Date Received:</b> 07/15/11
<b>Matrix:</b> SO - Soil	<b>Percent Solids:</b> n/a <sup>a</sup>
<b>Project:</b> Romic Soil Investigation(Romic EPA) - 2081 Bay Road,East Palo Alto,CA	

**Metals Analysis**

Analyte	Result	RL	Units	DF	Prep	Analyzed By	Method	Prep Method
Antimony	< 1.8	1.8	mg/kg	1	07/18/11	07/20/11 RS	SW846 6010B <sup>1</sup>	SW846 3050B <sup>4</sup>
Arsenic	< 1.8	1.8	mg/kg	1	07/18/11	07/20/11 RS	SW846 6010B <sup>1</sup>	SW846 3050B <sup>4</sup>
Barium	91.8	18	mg/kg	1	07/18/11	07/20/11 RS	SW846 6010B <sup>1</sup>	SW846 3050B <sup>4</sup>
Beryllium	1.0	0.90	mg/kg	1	07/18/11	07/20/11 RS	SW846 6010B <sup>1</sup>	SW846 3050B <sup>4</sup>
Cadmium	< 0.90	0.90	mg/kg	1	07/18/11	07/20/11 RS	SW846 6010B <sup>1</sup>	SW846 3050B <sup>4</sup>
Chromium	48.6	0.90	mg/kg	1	07/18/11	07/20/11 RS	SW846 6010B <sup>1</sup>	SW846 3050B <sup>4</sup>
Cobalt	16.5	0.90	mg/kg	1	07/18/11	07/20/11 RS	SW846 6010B <sup>1</sup>	SW846 3050B <sup>4</sup>
Copper	59.1	2.3	mg/kg	1	07/18/11	07/20/11 RS	SW846 6010B <sup>1</sup>	SW846 3050B <sup>4</sup>
Lead	12.8	1.8	mg/kg	1	07/18/11	07/20/11 RS	SW846 6010B <sup>1</sup>	SW846 3050B <sup>4</sup>
Mercury	1.2	0.39	mg/kg	10	07/21/11	07/22/11 RW	SW846 7471A <sup>2</sup>	SW846 7471A <sup>5</sup>
Molybdenum	< 1.8	1.8	mg/kg	1	07/18/11	07/20/11 RS	SW846 6010B <sup>1</sup>	SW846 3050B <sup>4</sup>
Nickel	46.0	0.90	mg/kg	1	07/18/11	07/20/11 RS	SW846 6010B <sup>1</sup>	SW846 3050B <sup>4</sup>
Selenium	< 1.8	1.8	mg/kg	1	07/18/11	07/20/11 RS	SW846 6010B <sup>1</sup>	SW846 3050B <sup>4</sup>
Silver <sup>b</sup>	< 5.4	5.4	mg/kg	2	07/18/11	07/26/11 RS	SW846 6010B <sup>3</sup>	SW846 3050B <sup>4</sup>
Thallium <sup>b</sup>	< 3.6	3.6	mg/kg	2	07/18/11	07/26/11 RS	SW846 6010B <sup>3</sup>	SW846 3050B <sup>4</sup>
Vanadium	85.2	0.90	mg/kg	1	07/18/11	07/20/11 RS	SW846 6010B <sup>1</sup>	SW846 3050B <sup>4</sup>
Zinc	55.1	1.8	mg/kg	1	07/18/11	07/20/11 RS	SW846 6010B <sup>1</sup>	SW846 3050B <sup>4</sup>

- (1) Instrument QC Batch: MA1993
- (2) Instrument QC Batch: MA1999
- (3) Instrument QC Batch: MA2003
- (4) Prep QC Batch: MP3728
- (5) Prep QC Batch: MP3751

- (a) All results reported on wet weight basis.
- (b) Elevated reporting limit(s) due to matrix interference and/or dilution required for high interfering element.

RL = Reporting Limit

## Report of Analysis

<b>Client Sample ID:</b>	BB23-3.2	<b>Date Sampled:</b>	07/15/11
<b>Lab Sample ID:</b>	C17019-29	<b>Date Received:</b>	07/15/11
<b>Matrix:</b>	SO - Soil	<b>Percent Solids:</b>	n/a <sup>a</sup>
<b>Method:</b>	SW846 8260B	<b>Project:</b> Romic Soil Investigation(Romic EPA) - 2081 Bay Road, East Palo Alto, CA	

Run #	File ID	DF	Analyzed	By	Prep Date	Prep Batch	Analytical Batch
Run #1 <sup>b</sup>	G140466.D	1	07/28/11	ANJ	n/a	n/a	N:VG6582
Run #2							

Run #	Initial Weight
Run #1	6.9 g
Run #2	

## VOA 8260 List

CAS No.	Compound	Result	RL	MDL	Units	Q
67-64-1	Acetone	46.5	7.2	4.8	ug/kg	
71-43-2	Benzene	ND	0.72	0.096	ug/kg	
108-86-1	Bromobenzene	ND	3.6	0.14	ug/kg	
74-97-5	Bromochloromethane	ND	3.6	0.38	ug/kg	
75-27-4	Bromodichloromethane	ND	3.6	0.16	ug/kg	
75-25-2	Bromoform	ND	3.6	0.55	ug/kg	
74-83-9	Bromomethane	ND	3.6	0.29	ug/kg	
78-93-3	2-Butanone (MEK)	12.1	7.2	3.1	ug/kg	
104-51-8	n-Butylbenzene	ND	3.6	0.17	ug/kg	
135-98-8	sec-Butylbenzene	ND	3.6	0.12	ug/kg	
98-06-6	tert-Butylbenzene	ND	3.6	0.10	ug/kg	
56-23-5	Carbon tetrachloride	ND	3.6	0.25	ug/kg	
108-90-7	Chlorobenzene	ND	3.6	0.23	ug/kg	
75-00-3	Chloroethane	ND	3.6	0.30	ug/kg	
67-66-3	Chloroform	ND	3.6	0.35	ug/kg	
74-87-3	Chloromethane	ND	3.6	0.45	ug/kg	
95-49-8	o-Chlorotoluene	ND	3.6	0.27	ug/kg	
106-43-4	p-Chlorotoluene	ND	3.6	0.15	ug/kg	
108-20-3	Di-Isopropyl ether	ND	3.6	0.092	ug/kg	
96-12-8	1,2-Dibromo-3-chloropropane	ND	7.2	1.1	ug/kg	
124-48-1	Dibromochloromethane	ND	3.6	0.12	ug/kg	
106-93-4	1,2-Dibromoethane	ND	0.72	0.17	ug/kg	
95-50-1	1,2-Dichlorobenzene	ND	3.6	0.20	ug/kg	
541-73-1	1,3-Dichlorobenzene	ND	3.6	0.14	ug/kg	
106-46-7	1,4-Dichlorobenzene	ND	3.6	0.12	ug/kg	
75-71-8	Dichlorodifluoromethane	ND	3.6	0.23	ug/kg	
75-34-3	1,1-Dichloroethane	ND	3.6	0.16	ug/kg	
107-06-2	1,2-Dichloroethane	ND	0.72	0.13	ug/kg	
75-35-4	1,1-Dichloroethene	ND	3.6	0.44	ug/kg	
156-59-2	cis-1,2-Dichloroethene	ND	3.6	0.23	ug/kg	
156-60-5	trans-1,2-Dichloroethene	ND	3.6	0.31	ug/kg	
78-87-5	1,2-Dichloropropane	ND	3.6	0.19	ug/kg	

ND = Not detected MDL - Method Detection Limit

RL = Reporting Limit

E = Indicates value exceeds calibration range

J = Indicates an estimated value

B = Indicates analyte found in associated method blank

N = Indicates presumptive evidence of a compound

# Report of Analysis

<b>Client Sample ID:</b>	BB23-3.2	<b>Date Sampled:</b>	07/15/11
<b>Lab Sample ID:</b>	C17019-29	<b>Date Received:</b>	07/15/11
<b>Matrix:</b>	SO - Soil	<b>Percent Solids:</b>	n/a <sup>a</sup>
<b>Method:</b>	SW846 8260B	<b>Project:</b> Romic Soil Investigation(Romic EPA) - 2081 Bay Road,East Palo Alto,CA	

**VOA 8260 List**

CAS No.	Compound	Result	RL	MDL	Units	Q
142-28-9	1,3-Dichloropropane	ND	3.6	0.27	ug/kg	
594-20-7	2,2-Dichloropropane	ND	3.6	0.12	ug/kg	
563-58-6	1,1-Dichloropropene	ND	3.6	0.15	ug/kg	
10061-01-5	cis-1,3-Dichloropropene	ND	3.6	0.11	ug/kg	
10061-02-6	trans-1,3-Dichloropropene	ND	3.6	0.24	ug/kg	
100-41-4	Ethylbenzene	ND	0.72	0.11	ug/kg	
87-68-3	Hexachlorobutadiene	ND	3.6	0.38	ug/kg	
591-78-6	2-Hexanone	ND	3.6	1.8	ug/kg	
98-82-8	Isopropylbenzene	ND	3.6	0.099	ug/kg	
99-87-6	p-Isopropyltoluene	ND	3.6	0.21	ug/kg	
1634-04-4	Methyl Tert Butyl Ether	ND	0.72	0.13	ug/kg	
108-10-1	4-Methyl-2-pentanone(MIBK)	ND	3.6	1.9	ug/kg	
74-95-3	Methylene bromide	ND	3.6	0.41	ug/kg	
75-09-2	Methylene chloride	ND	3.6	0.17	ug/kg	
91-20-3	Naphthalene	ND	3.6	0.77	ug/kg	
103-65-1	n-Propylbenzene	ND	3.6	0.25	ug/kg	
100-42-5	Styrene	ND	3.6	0.13	ug/kg	
75-65-0	Tert Butyl Alcohol	ND	18	4.2	ug/kg	
994-05-8	tert-Amyl Methyl Ether	ND	3.6	0.11	ug/kg	
637-92-3	tert-Butyl Ethyl Ether	ND	3.6	0.10	ug/kg	
630-20-6	1,1,1,2-Tetrachloroethane	ND	3.6	0.13	ug/kg	
79-34-5	1,1,2,2-Tetrachloroethane	ND	3.6	0.13	ug/kg	
127-18-4	Tetrachloroethene	ND	3.6	0.14	ug/kg	
108-88-3	Toluene	ND	0.72	0.27	ug/kg	
87-61-6	1,2,3-Trichlorobenzene	ND	3.6	0.32	ug/kg	
120-82-1	1,2,4-Trichlorobenzene	ND	3.6	0.25	ug/kg	
71-55-6	1,1,1-Trichloroethane	ND	3.6	0.17	ug/kg	
79-00-5	1,1,2-Trichloroethane	ND	3.6	0.31	ug/kg	
79-01-6	Trichloroethene	ND	3.6	0.18	ug/kg	
75-69-4	Trichlorofluoromethane	ND	3.6	0.35	ug/kg	
96-18-4	1,2,3-Trichloropropane	ND	3.6	0.78	ug/kg	
95-63-6	1,2,4-Trimethylbenzene	ND	3.6	0.81	ug/kg	
108-67-8	1,3,5-Trimethylbenzene	ND	3.6	0.092	ug/kg	
75-01-4	Vinyl chloride	ND	3.6	0.33	ug/kg	
1330-20-7	Xylene (total)	ND	0.72	0.13	ug/kg	

CAS No.	Surrogate Recoveries	Run# 1	Run# 2	Limits
1868-53-7	Dibromofluoromethane	96%		67-131%
17060-07-0	1,2-Dichloroethane-D4	83%		66-130%

ND = Not detected      MDL - Method Detection Limit  
 RL = Reporting Limit  
 E = Indicates value exceeds calibration range

J = Indicates an estimated value  
 B = Indicates analyte found in associated method blank  
 N = Indicates presumptive evidence of a compound



## Report of Analysis

<b>Client Sample ID:</b> BB23-3.2		<b>Date Sampled:</b> 07/15/11
<b>Lab Sample ID:</b> C17019-29		<b>Date Received:</b> 07/15/11
<b>Matrix:</b> SO - Soil		<b>Percent Solids:</b> n/a <sup>a</sup>
<b>Method:</b> SW846 8260B		
<b>Project:</b> Romic Soil Investigation(Romic EPA) - 2081 Bay Road, East Palo Alto, CA		

**VOA 8260 List**

CAS No.	Surrogate Recoveries	Run# 1	Run# 2	Limits
2037-26-5	Toluene-D8	97%		76-125%
460-00-4	4-Bromofluorobenzene	101%		53-142%

- (a) All results reported on wet weight basis.
- (b) Analysis performed at Accutest Laboratories, Dayton, NJ.

---

ND = Not detected	MDL - Method Detection Limit	J = Indicates an estimated value
RL = Reporting Limit		B = Indicates analyte found in associated method blank
E = Indicates value exceeds calibration range		N = Indicates presumptive evidence of a compound

## Report of Analysis

<b>Client Sample ID:</b> BB23-3.2		<b>Date Sampled:</b> 07/15/11
<b>Lab Sample ID:</b> C17019-29		<b>Date Received:</b> 07/15/11
<b>Matrix:</b> SO - Soil		<b>Percent Solids:</b> n/a <sup>a</sup>
<b>Method:</b> SW846 8015B		
<b>Project:</b> Romic Soil Investigation(Romic EPA) - 2081 Bay Road, East Palo Alto, CA		

Run #	File ID	DF	Analyzed	By	Prep Date	Prep Batch	Analytical Batch
Run #1	JK21354.D	1	07/28/11	TT	n/a	n/a	GJK883
Run #2							

Run #	Initial Weight
Run #1	5.32 g
Run #2	

**TPH Volatiles**

CAS No.	Compound	Result	RL	MDL	Units	Q
	TPH-GRO (C6-C10)	ND	0.094	0.047	mg/kg	
CAS No.	Surrogate Recoveries	Run# 1	Run# 2	Limits		
98-08-8	aaa-Trifluorotoluene	91%		60-157%		

(a) All results reported on wet weight basis.

ND = Not detected      MDL - Method Detection Limit  
 RL = Reporting Limit

J = Indicates an estimated value  
 B = Indicates analyte found in associated method blank  
 N = Indicates presumptive evidence of a compound

## Report of Analysis

<b>Client Sample ID:</b> BB23-3.2		<b>Date Sampled:</b> 07/15/11
<b>Lab Sample ID:</b> C17019-29		<b>Date Received:</b> 07/15/11
<b>Matrix:</b> SO - Soil		<b>Percent Solids:</b> n/a <sup>a</sup>
<b>Method:</b> SW846 8015B M SW846 3545A		
<b>Project:</b> Romic Soil Investigation(Romic EPA) - 2081 Bay Road, East Palo Alto, CA		

	File ID	DF	Analyzed	By	Prep Date	Prep Batch	Analytical Batch
Run #1	HH15346.D	1	07/22/11	JH	07/21/11	OP4273	GHH526
Run #2							

	Initial Weight	Final Volume
Run #1	10.2 g	1.0 ml
Run #2		

### TPH Extractable w/ Silica Gel Cleanup

CAS No.	Compound	Result	RL	MDL	Units	Q
	TPH (C10-C28)	ND	9.8	4.9	mg/kg	
	TPH (> C28-C40)	ND	20	9.8	mg/kg	

CAS No.	Surrogate Recoveries	Run# 1	Run# 2	Limits
630-01-3	Hexacosane	63%		45-140%

(a) All results reported on wet weight basis.

ND = Not detected      MDL - Method Detection Limit  
 RL = Reporting Limit

J = Indicates an estimated value  
 B = Indicates analyte found in associated method blank  
 N = Indicates presumptive evidence of a compound

## Report of Analysis

<b>Client Sample ID:</b>	BB23-3.2	<b>Date Sampled:</b>	07/15/11
<b>Lab Sample ID:</b>	C17019-29	<b>Date Received:</b>	07/15/11
<b>Matrix:</b>	SO - Soil	<b>Percent Solids:</b>	n/a <sup>a</sup>
<b>Project:</b>	Romic Soil Investigation(Romic EPA) - 2081 Bay Road, East Palo Alto, CA		

### Metals Analysis

Analyte	Result	RL	Units	DF	Prep	Analyzed By	Method	Prep Method
Cadmium	< 0.97	0.97	mg/kg	1	07/18/11	07/20/11 RS	SW846 6010B <sup>1</sup>	SW846 3050B <sup>2</sup>
Chromium	32.0	0.97	mg/kg	1	07/18/11	07/20/11 RS	SW846 6010B <sup>1</sup>	SW846 3050B <sup>2</sup>
Lead	6.8	1.9	mg/kg	1	07/18/11	07/20/11 RS	SW846 6010B <sup>1</sup>	SW846 3050B <sup>2</sup>

(1) Instrument QC Batch: MA1993

(2) Prep QC Batch: MP3728

(a) All results reported on wet weight basis.

RL = Reporting Limit

## Report of Analysis

<b>Client Sample ID:</b>	BB23-6.2	<b>Date Sampled:</b>	07/15/11
<b>Lab Sample ID:</b>	C17019-30	<b>Date Received:</b>	07/15/11
<b>Matrix:</b>	SO - Soil	<b>Percent Solids:</b>	n/a <sup>a</sup>
<b>Method:</b>	SW846 8260B	<b>Project:</b> Romic Soil Investigation(Romic EPA) - 2081 Bay Road, East Palo Alto, CA	

Run #	File ID	DF	Analyzed	By	Prep Date	Prep Batch	Analytical Batch
Run #1 <sup>b</sup>	V117804.D	1	07/29/11	ANJ	n/a	n/a	N:VV5018
Run #2							

Run #	Initial Weight
Run #1	6.9 g
Run #2	

## VOA 8260 List

CAS No.	Compound	Result	RL	MDL	Units	Q
67-64-1	Acetone	ND	7.2	4.8	ug/kg	
71-43-2	Benzene	ND	0.72	0.096	ug/kg	
108-86-1	Bromobenzene	ND	3.6	0.14	ug/kg	
74-97-5	Bromochloromethane	ND	3.6	0.38	ug/kg	
75-27-4	Bromodichloromethane	ND	3.6	0.16	ug/kg	
75-25-2	Bromoform	ND	3.6	0.55	ug/kg	
74-83-9	Bromomethane	ND	3.6	0.29	ug/kg	
78-93-3	2-Butanone (MEK)	ND	7.2	3.1	ug/kg	
104-51-8	n-Butylbenzene	ND	3.6	0.17	ug/kg	
135-98-8	sec-Butylbenzene	ND	3.6	0.12	ug/kg	
98-06-6	tert-Butylbenzene	ND	3.6	0.10	ug/kg	
56-23-5	Carbon tetrachloride	ND	3.6	0.25	ug/kg	
108-90-7	Chlorobenzene	ND	3.6	0.23	ug/kg	
75-00-3	Chloroethane	ND	3.6	0.30	ug/kg	
67-66-3	Chloroform	ND	3.6	0.35	ug/kg	
74-87-3	Chloromethane	ND	3.6	0.45	ug/kg	
95-49-8	o-Chlorotoluene	ND	3.6	0.27	ug/kg	
106-43-4	p-Chlorotoluene	ND	3.6	0.15	ug/kg	
108-20-3	Di-Isopropyl ether	ND	3.6	0.092	ug/kg	
96-12-8	1,2-Dibromo-3-chloropropane	ND	7.2	1.1	ug/kg	
124-48-1	Dibromochloromethane	ND	3.6	0.12	ug/kg	
106-93-4	1,2-Dibromoethane	ND	0.72	0.17	ug/kg	
95-50-1	1,2-Dichlorobenzene	ND	3.6	0.20	ug/kg	
541-73-1	1,3-Dichlorobenzene	ND	3.6	0.14	ug/kg	
106-46-7	1,4-Dichlorobenzene	ND	3.6	0.12	ug/kg	
75-71-8	Dichlorodifluoromethane	ND	3.6	0.23	ug/kg	
75-34-3	1,1-Dichloroethane	ND	3.6	0.16	ug/kg	
107-06-2	1,2-Dichloroethane	ND	0.72	0.13	ug/kg	
75-35-4	1,1-Dichloroethene	ND	3.6	0.44	ug/kg	
156-59-2	cis-1,2-Dichloroethene	ND	3.6	0.23	ug/kg	
156-60-5	trans-1,2-Dichloroethene	ND	3.6	0.31	ug/kg	
78-87-5	1,2-Dichloropropane	ND	3.6	0.19	ug/kg	

ND = Not detected MDL - Method Detection Limit

RL = Reporting Limit

E = Indicates value exceeds calibration range

J = Indicates an estimated value

B = Indicates analyte found in associated method blank

N = Indicates presumptive evidence of a compound

## Report of Analysis

<b>Client Sample ID:</b>	BB23-6.2	<b>Date Sampled:</b>	07/15/11
<b>Lab Sample ID:</b>	C17019-30	<b>Date Received:</b>	07/15/11
<b>Matrix:</b>	SO - Soil	<b>Percent Solids:</b>	n/a <sup>a</sup>
<b>Method:</b>	SW846 8260B	<b>Project:</b> Romic Soil Investigation(Romic EPA) - 2081 Bay Road,East Palo Alto,CA	

## VOA 8260 List

CAS No.	Compound	Result	RL	MDL	Units	Q
142-28-9	1,3-Dichloropropane	ND	3.6	0.27	ug/kg	
594-20-7	2,2-Dichloropropane	ND	3.6	0.12	ug/kg	
563-58-6	1,1-Dichloropropene	ND	3.6	0.15	ug/kg	
10061-01-5	cis-1,3-Dichloropropene	ND	3.6	0.11	ug/kg	
10061-02-6	trans-1,3-Dichloropropene	ND	3.6	0.24	ug/kg	
100-41-4	Ethylbenzene	ND	0.72	0.11	ug/kg	
87-68-3	Hexachlorobutadiene	ND	3.6	0.38	ug/kg	
591-78-6	2-Hexanone	ND	3.6	1.8	ug/kg	
98-82-8	Isopropylbenzene	ND	3.6	0.099	ug/kg	
99-87-6	p-Isopropyltoluene	ND	3.6	0.21	ug/kg	
1634-04-4	Methyl Tert Butyl Ether	ND	0.72	0.13	ug/kg	
108-10-1	4-Methyl-2-pentanone(MIBK)	ND	3.6	1.9	ug/kg	
74-95-3	Methylene bromide	ND	3.6	0.41	ug/kg	
75-09-2	Methylene chloride	ND	3.6	0.17	ug/kg	
91-20-3	Naphthalene	ND	3.6	0.77	ug/kg	
103-65-1	n-Propylbenzene	ND	3.6	0.25	ug/kg	
100-42-5	Styrene	ND	3.6	0.13	ug/kg	
75-65-0	Tert Butyl Alcohol	ND	18	4.2	ug/kg	
994-05-8	tert-Amyl Methyl Ether	ND	3.6	0.11	ug/kg	
637-92-3	tert-Butyl Ethyl Ether	ND	3.6	0.10	ug/kg	
630-20-6	1,1,1,2-Tetrachloroethane	ND	3.6	0.13	ug/kg	
79-34-5	1,1,2,2-Tetrachloroethane	ND	3.6	0.13	ug/kg	
127-18-4	Tetrachloroethene	ND	3.6	0.14	ug/kg	
108-88-3	Toluene	ND	0.72	0.27	ug/kg	
87-61-6	1,2,3-Trichlorobenzene	ND	3.6	0.32	ug/kg	
120-82-1	1,2,4-Trichlorobenzene	ND	3.6	0.25	ug/kg	
71-55-6	1,1,1-Trichloroethane	ND	3.6	0.17	ug/kg	
79-00-5	1,1,2-Trichloroethane	ND	3.6	0.31	ug/kg	
79-01-6	Trichloroethene	ND	3.6	0.18	ug/kg	
75-69-4	Trichlorofluoromethane	ND	3.6	0.35	ug/kg	
96-18-4	1,2,3-Trichloropropane	ND	3.6	0.78	ug/kg	
95-63-6	1,2,4-Trimethylbenzene	ND	3.6	0.81	ug/kg	
108-67-8	1,3,5-Trimethylbenzene	ND	3.6	0.092	ug/kg	
75-01-4	Vinyl chloride	ND	3.6	0.33	ug/kg	
1330-20-7	Xylene (total)	ND	0.72	0.13	ug/kg	

CAS No.	Surrogate Recoveries	Run# 1	Run# 2	Limits
1868-53-7	Dibromofluoromethane	110%		67-131%
17060-07-0	1,2-Dichloroethane-D4	106%		66-130%

ND = Not detected MDL - Method Detection Limit

RL = Reporting Limit

E = Indicates value exceeds calibration range

J = Indicates an estimated value

B = Indicates analyte found in associated method blank

N = Indicates presumptive evidence of a compound

## Report of Analysis

<b>Client Sample ID:</b>	BB23-6.2	<b>Date Sampled:</b>	07/15/11
<b>Lab Sample ID:</b>	C17019-30	<b>Date Received:</b>	07/15/11
<b>Matrix:</b>	SO - Soil	<b>Percent Solids:</b>	n/a <sup>a</sup>
<b>Method:</b>	SW846 8260B	<b>Project:</b> Romic Soil Investigation(Romic EPA) - 2081 Bay Road, East Palo Alto, CA	

### VOA 8260 List

CAS No.	Surrogate Recoveries	Run# 1	Run# 2	Limits
2037-26-5	Toluene-D8	106%		76-125%
460-00-4	4-Bromofluorobenzene	99%		53-142%

- (a) All results reported on wet weight basis.
- (b) Analysis performed at Accutest Laboratories, Dayton, NJ.

ND = Not detected      MDL - Method Detection Limit  
 RL = Reporting Limit  
 E = Indicates value exceeds calibration range

J = Indicates an estimated value  
 B = Indicates analyte found in associated method blank  
 N = Indicates presumptive evidence of a compound

## Report of Analysis

<b>Client Sample ID:</b> BB23-6.2		<b>Date Sampled:</b> 07/15/11
<b>Lab Sample ID:</b> C17019-30		<b>Date Received:</b> 07/15/11
<b>Matrix:</b> SO - Soil		<b>Percent Solids:</b> n/a <sup>a</sup>
<b>Method:</b> SW846 8015B		
<b>Project:</b> Romc Soil Investigation(Romc EPA) - 2081 Bay Road, East Palo Alto, CA		

Run #	File ID	DF	Analyzed	By	Prep Date	Prep Batch	Analytical Batch
Run #1	JK21355.D	1	07/28/11	TT	n/a	n/a	GJK883
Run #2							

Run #	Initial Weight
Run #1	5.15 g
Run #2	

**TPH Volatiles**

CAS No.	Compound	Result	RL	MDL	Units	Q
	TPH-GRO (C6-C10)	ND	0.097	0.049	mg/kg	
CAS No.	Surrogate Recoveries	Run# 1	Run# 2	Limits		
98-08-8	aaa-Trifluorotoluene	91%		60-157%		

(a) All results reported on wet weight basis.

ND = Not detected      MDL - Method Detection Limit  
 RL = Reporting Limit  
 E = Indicates value exceeds calibration range

J = Indicates an estimated value  
 B = Indicates analyte found in associated method blank  
 N = Indicates presumptive evidence of a compound



## Report of Analysis

<b>Client Sample ID:</b> BB23-6.2		<b>Date Sampled:</b> 07/15/11
<b>Lab Sample ID:</b> C17019-30		<b>Date Received:</b> 07/15/11
<b>Matrix:</b> SO - Soil		<b>Percent Solids:</b> n/a <sup>a</sup>
<b>Method:</b> SW846 8015B M SW846 3545A		
<b>Project:</b> Romc Soil Investigation(Romc EPA) - 2081 Bay Road, East Palo Alto, CA		

Run #	File ID	DF	Analyzed	By	Prep Date	Prep Batch	Analytical Batch
Run #1	HH15347.D	1	07/22/11	JH	07/21/11	OP4273	GHH526
Run #2							

Run #	Initial Weight	Final Volume
Run #1	10.2 g	1.0 ml
Run #2		

**TPH Extractable w/ Silica Gel Cleanup**

CAS No.	Compound	Result	RL	MDL	Units	Q
	TPH (C10-C28)	5.85	9.8	4.9	mg/kg	J
	TPH (> C28-C40)	ND	20	9.8	mg/kg	

CAS No.	Surrogate Recoveries	Run# 1	Run# 2	Limits
630-01-3	Hexacosane	60%		45-140%

(a) All results reported on wet weight basis.

ND = Not detected      MDL - Method Detection Limit  
 RL = Reporting Limit  
 E = Indicates value exceeds calibration range

J = Indicates an estimated value  
 B = Indicates analyte found in associated method blank  
 N = Indicates presumptive evidence of a compound

## Report of Analysis

<b>Client Sample ID:</b>	BB23-6.2	<b>Date Sampled:</b>	07/15/11
<b>Lab Sample ID:</b>	C17019-30	<b>Date Received:</b>	07/15/11
<b>Matrix:</b>	SO - Soil	<b>Percent Solids:</b>	n/a <sup>a</sup>
<b>Project:</b>	Romic Soil Investigation(Romic EPA) - 2081 Bay Road,East Palo Alto,CA		

### Metals Analysis

Analyte	Result	RL	Units	DF	Prep	Analyzed By	Method	Prep Method
Cadmium	< 0.88	0.88	mg/kg	1	07/18/11	07/20/11 RS	SW846 6010B <sup>1</sup>	SW846 3050B <sup>2</sup>
Chromium	33.3	0.88	mg/kg	1	07/18/11	07/20/11 RS	SW846 6010B <sup>1</sup>	SW846 3050B <sup>2</sup>
Lead	6.9	1.8	mg/kg	1	07/18/11	07/20/11 RS	SW846 6010B <sup>1</sup>	SW846 3050B <sup>2</sup>

(1) Instrument QC Batch: MA1993

(2) Prep QC Batch: MP3728

(a) All results reported on wet weight basis.

RL = Reporting Limit

## Misc. Forms

---

### Custody Documents and Other Forms

---

Includes the following where applicable:

- Chain of Custody

**CHAIN OF CUSTODY**

2105 Lundy Ave, San Jose, CA 95131  
(408) 588-0200 FAX: (408) 588-0201

IRISECA03779

7 of 4

FED-EX Tracking #		Bottle Order Control #	
Accutest Quote #		Accutest NC Job #: C17019	
Client / Reporting Information		Project Information	
Company Name: Iris		Project Name: Romie EPA	
Address		Street	
City State Zip		City State	
Project Contact:		Project # 07-555C	
Phone #		EMAIL: calger@irisenv.com	
Samplers Name: Steve Mack		Client Purchase Order #	
Accutest Sample ID		Collection	
Sample ID / Field Point / Point of Collection		Date Time Sampled by Matrix # of bottles	
-1 V17-0.5		7/15/11 0745 SM SD 4	
-2 V17-3.0		0750 3	
-3 V17-6.0		0750 3	
-4 V18-0.5		0805 3	
-5 V18-3.0		0810 3	
-6 V18-6.0		0815 3	
-7 S19-4.3		0840 3	
-8 S19-7.3		0845 3	
Turnaround Time (Business days)		Data Deliverable Information	
<input type="checkbox"/> Standard TAT 15 Business Days <input type="checkbox"/> 10 Day (Workload dependent) <input checked="" type="checkbox"/> 5 Day (Workload dependent) <input type="checkbox"/> 3 Day (125% markup) <input type="checkbox"/> 2 Day (150% markup) <input type="checkbox"/> 1 Day (200% markup) <input type="checkbox"/> Same Day (300% markup)		<input type="checkbox"/> Commercial "A" - Results only <input checked="" type="checkbox"/> Commercial "B" - Results with QC summaries <input type="checkbox"/> Commercial "B+" - Results, QC, and chromatograms <input type="checkbox"/> FULL1 - Level 4 data package <input type="checkbox"/> EDF for Geotracker <input checked="" type="checkbox"/> EDD Format Provide EDF Global ID Provide EDF Logcode:	
Approved By / Date:		Comments / Remarks	
		Silica gel clean up Can 17 run / hold for pres. they 5035 (1-mech/2-DIH2O) (x29) Acetate liners (x15)	
Emergency T/A data available VIA Lablink			
Sample Custody must be documented below each time samples change possession, including courier delivery.			
Relinquished by: [Signature]	Date Time: 7/15/11	Received By: [Signature]	Date Time: 14:55
Relinquished by: [Signature]	Date Time:	Received By: [Signature]	Date Time: 7-15-11
Relinquished by:	Date Time:	Received By:	Date Time:
Relinquished by:	Date Time:	Received By:	Date Time:
Relinquished by:	Date Time:	Received By:	Date Time:
Relinquished by:	Date Time:	Received By:	Date Time:
Custody Seal #	Appropriate Bottle / Pres <input checked="" type="checkbox"/> N	Headspace Y/N N/A	On Ice <input checked="" type="checkbox"/> N
	Labels match Coc <input checked="" type="checkbox"/> N	Separate Receiving Check List used <input checked="" type="checkbox"/> N	Cooler Temp. 4.5°C

31  
3

**C17019: Chain of Custody**

Page 1 of 5

**CHAIN OF CUSTODY**

2105 Lundy Ave, San Jose, CA 95131  
 (408) 588-0200 FAX: (408) 588-0201

2 of 4

FED-EX Tracking #	Accutest Quote #	Matrix Order Control #	Accutest NC Job #: C C17019
Client / Reporting Information		Project Information	
Company Name: IRIS		Project Name: ROMIC EPA	
Address:		Street:	
City State Zip:		City State:	
Project Contact:		Project #: 07-555C	
Phone #:		EMAIL:	
Samplers Name: Steve Mack		Client Purchase Order #:	
Accutest Sample ID	Collection		Requested Analysis
	Sample ID / Field Point / Point of Collection	Date Time	
-9	S 20-1.7	7/15 0910	S
-10	S 20-4.2	0915	S
-11	S 20-7.2	0920	S
-12	V 23-0.5	1000	S
-13	V 23-3.0	1005	S
-14	V 23-6.0	1010	S
-15	Z 27-1.0	1035	S
-16	Z 27-3.5	1040	S
-17	Z 27-6.5	1045	S
Turnaround Time (Business days)		Data Deliverable Information	
<input type="checkbox"/> Standard TAT 15 Business Days <input type="checkbox"/> 10 Day (Workload dependent) <input checked="" type="checkbox"/> 5 Day (Workload dependent) <input type="checkbox"/> 3 Day (125% markup) <input type="checkbox"/> 2 Day (150% markup) <input type="checkbox"/> 1 Day (200% markup) <input type="checkbox"/> Same Day (300% markup)		<input type="checkbox"/> Commercial "A" - Results only <input checked="" type="checkbox"/> Commercial "B" - Results with QC summaries <input type="checkbox"/> Commercial "B+" - Results, QC, and chromatograms <input type="checkbox"/> FULT1 - Level 4 data package <input type="checkbox"/> EDF for Geotracker <input checked="" type="checkbox"/> EDD Format Provide EDF Global ID _____ Provide EDF Logcode: _____	
Approved By/ Date:		Comments / Remarks	
		Run Cam 17 list w/ HPLC for possible Hg (Me3L) silica gel cleanup	
Emergency T/A data available VIA Lablink			
Sample Custody must be documented below each time samples change possession, including courier delivery.			
Relinquished by: [Signature]	Date Time: 7/15/11 1415	Received By: [Signature]	Date Time: 14:55
Relinquished by:	Date Time:	Received By:	Date Time: 7-15-11
Relinquished by:	Date Time:	Received By:	Date Time:
Relinquished by:	Date Time:	Received By:	Date Time:
Relinquished by:	Date Time:	Received By:	Date Time:
Relinquished by:	Date Time:	Received By:	Date Time:

Accutest Sample ID	Sample ID / Field Point / Point of Collection	Date	Time	Sampled by	Matrix	# of bottles	Number of preserved Bottles																			
							GC	GC/MS	MS/MS	HPLC	GC/MS/MS	MS/MS/MS	MS/MS/MS/MS	MS/MS/MS/MS/MS	MS/MS/MS/MS/MS/MS	MS/MS/MS/MS/MS/MS/MS	MS/MS/MS/MS/MS/MS/MS/MS	MS/MS/MS/MS/MS/MS/MS/MS/MS								
-9	S 20-1.7	7/15	0910	SM	S	4														X	X	X	X	X	X	X
-10	S 20-4.2		0915		S	3														X	X	X	X	X	X	X
-11	S 20-7.2		0920		S	3														X	X	X	X	X	X	X
-12	V 23-0.5		1000		S	4														X	X	X	X	X	X	X
-13	V 23-3.0		1005		S	3														X	X	X	X	X	X	X
-14	V 23-6.0		1010		S	3														X	X	X	X	X	X	X
-15	Z 27-1.0		1035		S	4														X	X	X	X	X	X	X
-16	Z 27-3.5		1040		S	4														X	X	X	X	X	X	X
-17	Z 27-6.5		1045		S	4														X	X	X	X	X	X	X

31  
3



**ACCUTEST**  
LABORATORIES

**CHAIN OF CUSTODY**  
2105 Lundy Ave, San Jose, CA 95131  
(408) 588-0200 FAX: (408) 588-0201

3 of 4

FED-EX Tracking #		Bottle Order Control #	
Accutest Quote #		Accutest NC Job #: C C17019	
Client / Reporting Information		Project Information	
Company Name IRIS		Project Name ROMIC EPA	
Address		Street	
City State Zip		City State	
Project Contact:		Project # 07-5550	
Phone #		EMAIL: calger@irisenv.com	
Sampler's Name Steve Mack		Client Purchase Order #	
Accutest Sample ID	Collection		Number of preserved Bottles
	Sample ID / Field Point / Point of Collection	Date Time Sampled by Matrix # of bottles	
-18	V23-0.5	7/15/11 1100 SM SO 4	X
-19	V23-3.0	7/15/11 1105           4	X
-20	V23-6.0	7/15/11 1110           4	X
-21	V22-3.3	7/15/11 1135           3	X
-22	V22-6.5	7/15/11 1140           3	X
-23	W22-3.1	7/15/11 1155           3	X
-24	W22-6.1	7/15/11 1200           3	X
-25	Aa25-0.5	7/15/11 1310           1 3	X
-26	Aa25-3.0	7/15/11 1315           4	X
-27	Aa25-6.0	7/15/11 1320           4	X
Turnaround Time ( Business days)		Data Deliverable Information	
<input type="checkbox"/> Standard TAT 15 Business Days <input type="checkbox"/> 10 Day (Workload dependent) <input checked="" type="checkbox"/> 5 Day (Workload dependent) <input type="checkbox"/> 3 Day (125% markup) <input type="checkbox"/> 2 Day (150% markup) <input type="checkbox"/> 1 Day (200% markup) <input type="checkbox"/> Same Day (300% markup)		<input type="checkbox"/> Commercial "A" - Results only <input checked="" type="checkbox"/> Commercial "B" - Results with QC summaries <input type="checkbox"/> Commercial "B*" - Results, QC, and chromatograms <input type="checkbox"/> FULL1 - Level 4 data package <input type="checkbox"/> EDF for Geotracker <input checked="" type="checkbox"/> EDD Format Provide EDF Global ID _____ Provide EDF Logcode: _____	
Emergency T/A data available VIA Lablink		Comments / Remarks silica gel cleanup Run CAM 17 list & HOLD for possible Hg (1631)	
Sample Custody must be documented below each time samples change possession, including courier delivery.			
Relinquished by: [Signature]	Date Time: 7/15/11	Received By: [Signature]	Date Time: 11:55
Relinquished by: [Signature]	Date Time: 7/15/11	Received By: [Signature]	Date Time: 7:15-11
Relinquished by:	Date Time:	Received By:	Date Time:
Relinquished by:	Date Time:	Received By:	Date Time:
5		5	

31  
3



# CHAIN OF CUSTODY

2105 Lundy Ave, San Jose, CA 95131  
 (408) 588-0200 FAX: (408) 588-0201

## ACCUTEST

LABORATORIES

FED-EX Tracking #		Bottle Order Control #																	
Accutest Quota #		Accutest NC Job #: C17019																	
Client / Reporting Information		Project Information																	
Company Name: IRIS		Project Name: ROMIC EPA																	
Address		Street																	
City State Zip		City State																	
Project Contact:		Project #																	
Phone #		EMAIL: ca/qer@irisenv.com																	
Samplers Name: Steve Mack		Client Purchase Order #																	
Accutest Sample ID	Sample ID / Field Point / Point of Collection	Date	Time	Sampled by	Matrix	# of bottles	Number of preserved Bottles											Requested Analysis	Matrix Codes
							CI	NI	NI	NI	NI	NI	NI	NI	NI	NI	NI		
-28	Bb23-0.7	7/19/11	1335	SM	SO	4												VOCs (8260)	WW- Wastewater GW- Ground Water SW- Surface Water SO- Soil OI- Oil WP- Wipe LIQ - Non-aqueous Liquid AIR DW- Drinking Water (Perchlorate Only)
-29	Bb23-3.2		1340			4													
-30	Bb23-6.2		1345			4													
Turnaround Time ( Business days)		Data Deliverable information		Comments / Remarks															
<input type="checkbox"/> Standard TAT 15 Business Days <input type="checkbox"/> 10 Day (Workload dependent) <input checked="" type="checkbox"/> 5 Day (Workload dependent) <input type="checkbox"/> 3 Day (125% markup) <input type="checkbox"/> 2 Day (150% markup) <input type="checkbox"/> 1 Day (200% markup) <input type="checkbox"/> Same Day (300% markup)		Approved By/ Date:		<input type="checkbox"/> Commercial "A" - Results only <input checked="" type="checkbox"/> Commercial "B" - Results with QC summaries <input type="checkbox"/> Commercial "B*" - Results, QC, and chromatograms <input type="checkbox"/> FULL1 - Level 4 data package <input type="checkbox"/> EDF for Geotracker <input checked="" type="checkbox"/> EDD Format Provide EDF Global ID _____ Provide EDF Logcode: _____										Run CAM 17 list & HOLD for poss. Hg (11631) silica gel cleanup					
Emergency T/A data available VIA Lablink																			
Sample Custody must be documented below each time samples change possession, including courier delivery.																			
1	Relinquished by: [Signature]	Date Time: 7/15/11	1415	Received By: [Signature]	Relinquished By: [Signature]	Date Time: 14:55	7-15-11	2	Received By: [Signature]										
3	Relinquished by:	Date Time:		Received By:	Relinquished By:	Date Time:		4	Received By:										
5	Relinquished by:	Date Time:		Received By:	Relinquished By:	Date Time:		5	Received By:	Custody Seal #	Appropriate Bottle / Pres. Y / N	Headspace Y / N	On Ice Y / N	Cooler Temp. _____ °C					

31  
3

**Review Chain of Custody** Chain of Custody is to be complete and legible.

- Are these regulatory (NPDES) samples? GWA- Yes/No
- Is pH requested? Yes/No
- Was Client Informed that hold time is 15 min? Yes / No
- Was ortho-Phosphate filtered with in 15 min? Yes / No
- Are sample within hold time? Yes/No
- Are sample in danger of exceeding hold-time? Yes/No
- Existing Client? Yes/No Existing Project? Yes/No
- If No: Is Report to info complete and legible, including;
  - deliverable  Name  Address  phone  e-mail
  - Is Bill to info complete and legible, including;
    - PO#  Credit card  Contact address  phone  e-mail
  - Is Contact and/or Project Manager Identified, including;
    - phone  e-mail
    - Project name / number
- Special requirements? Yes/No
- Sample IDs / date & time of collection provided? Yes/No
- Is Matrix listed and correct? Yes/No
- Analyses listed, we do, or client has authorized a subcontract? Yes/No
- Chain is signed and dated by both client and sample custodian? Yes/No
- IAT requested available? Yes/No Approved by Jm

**Review Coolers:**

- Were all Coolers temperatures measured at  $\leq 6^{\circ}\text{C}$ ? Yes/No
- Are samples on Ice? Yes/No
- Note that ANC does NOT accept evidentiary samples. (We do not lock refrigerators)

Shipment Received Method AC

Custody Seals: Present: Yes / No If Yes; Unbroken: Yes / No

**Review of Sample Bottles: If you answer no, explain to the side**

- Chain matches bottle labels? Yes/No  Sample bottle intact? Yes/No
- Is there enough sample volume in proper bottle for requested analyses? Yes/No
- Proper Preservatives? Yes/No (5035 KITS)
- Check pH on preserved samples except 1664, 625, 8270 and VOAs; make notes on left.
- Headspace-VOAs? Greater than 6mm in diameter Yes/No
- List sample ID and affected container

Client Sample ID	pH Check	Other Comments/Issues

Non-Compliance issues and discrepancies on the COC are forwarded to Project Management

\\Accunca.accutest.com\depts\qalsops\sop\_complete\list\_2010\current\_active\_sop\_oct\_2010\sc001f1\_0\_form1\_samplecontrol\_samplerereceivingchecklist\_2009-01-01.doc



## GC/MS Semi-volatiles

---

### QC Data Summaries

---

Includes the following where applicable:

- Method Blank Summaries
- Blank Spike Summaries
- Matrix Spike and Duplicate Summaries

## Method Blank Summary

**Job Number:** C17019**Account:** IRISECAO Iris Environmental**Project:** Romic Soil Investigation(Romic EPA) - 2081 Bay Road,East Palo Alto,CA

Sample	File ID	DF	Analyzed	By	Prep Date	Prep Batch	Analytical Batch
OP4247-MB	Y8854.D	1	07/18/11	MT	07/18/11	OP4247	EY423

**The QC reported here applies to the following samples:****Method:** SW846 8270C

C17019-1, C17019-9, C17019-12, C17019-15

CAS No.	Compound	Result	RL	MDL	Units	Q
65-85-0	Benzoic acid	ND	1000	890	ug/kg	
95-57-8	2-Chlorophenol	ND	1000	680	ug/kg	
59-50-7	4-Chloro-3-methyl phenol	ND	500	420	ug/kg	
120-83-2	2,4-Dichlorophenol	ND	500	140	ug/kg	
105-67-9	2,4-Dimethylphenol	ND	500	150	ug/kg	
51-28-5	2,4-Dinitrophenol	ND	2500	850	ug/kg	
534-52-1	4,6-Dinitro-o-cresol	ND	2000	1000	ug/kg	
95-48-7	2-Methylphenol	ND	500	170	ug/kg	
	3&4-Methylphenol	ND	500	150	ug/kg	
88-75-5	2-Nitrophenol	ND	500	130	ug/kg	
100-02-7	4-Nitrophenol	ND	2000	1200	ug/kg	
87-86-5	Pentachlorophenol	ND	500	420	ug/kg	
108-95-2	Phenol	ND	2000	1300	ug/kg	
95-95-4	2,4,5-Trichlorophenol	ND	500	120	ug/kg	
88-06-2	2,4,6-Trichlorophenol	ND	500	160	ug/kg	
83-32-9	Acenaphthene	ND	1000	500	ug/kg	
208-96-8	Acenaphthylene	ND	500	200	ug/kg	
62-53-3	Aniline	ND	500	140	ug/kg	
120-12-7	Anthracene	ND	500	100	ug/kg	
103-33-3	Azobenzene	ND	500	170	ug/kg	
92-87-5	Benzidine	ND	2500	730	ug/kg	
56-55-3	Benzo(a)anthracene	ND	500	70	ug/kg	
50-32-8	Benzo(a)pyrene	ND	500	90	ug/kg	
205-99-2	Benzo(b)fluoranthene	ND	500	60	ug/kg	
191-24-2	Benzo(g,h,i)perylene	ND	500	150	ug/kg	
207-08-9	Benzo(k)fluoranthene	ND	500	120	ug/kg	
101-55-3	4-Bromophenyl phenyl ether	ND	500	150	ug/kg	
85-68-7	Butyl benzyl phthalate	ND	500	110	ug/kg	
100-51-6	Benzyl Alcohol	ND	1000	160	ug/kg	
91-58-7	2-Chloronaphthalene	ND	500	180	ug/kg	
106-47-8	4-Chloroaniline	ND	500	140	ug/kg	
86-74-8	Carbazole	ND	500	80	ug/kg	
218-01-9	Chrysene	ND	500	100	ug/kg	
111-91-1	bis(2-Chloroethoxy)methane	ND	500	180	ug/kg	
111-44-4	bis(2-Chloroethyl)ether	ND	500	230	ug/kg	
108-60-1	bis(2-Chloroisopropyl)ether	ND	500	270	ug/kg	

## Method Blank Summary

**Job Number:** C17019  
**Account:** IRISECAO Iris Environmental  
**Project:** Romic Soil Investigation(Romic EPA) - 2081 Bay Road,East Palo Alto,CA

Sample	File ID	DF	Analyzed	By	Prep Date	Prep Batch	Analytical Batch
OP4247-MB	Y8854.D	1	07/18/11	MT	07/18/11	OP4247	EY423

The QC reported here applies to the following samples:

Method: SW846 8270C

C17019-1, C17019-9, C17019-12, C17019-15

CAS No.	Compound	Result	RL	MDL	Units	Q
7005-72-3	4-Chlorophenyl phenyl ether	ND	500	190	ug/kg	
95-50-1	1,2-Dichlorobenzene	ND	500	160	ug/kg	
541-73-1	1,3-Dichlorobenzene	ND	500	150	ug/kg	
106-46-7	1,4-Dichlorobenzene	ND	500	420	ug/kg	
121-14-2	2,4-Dinitrotoluene	ND	500	460	ug/kg	
606-20-2	2,6-Dinitrotoluene	ND	1000	320	ug/kg	
91-94-1	3,3'-Dichlorobenzidine	ND	2500	140	ug/kg	
53-70-3	Dibenzo(a,h)anthracene	ND	500	130	ug/kg	
132-64-9	Dibenzofuran	ND	500	160	ug/kg	
122-39-4	Diphenylamine	ND	500	120	ug/kg	
84-74-2	Di-n-butyl phthalate	ND	500	100	ug/kg	
117-84-0	Di-n-octyl phthalate	ND	500	130	ug/kg	
84-66-2	Diethyl phthalate	ND	500	170	ug/kg	
131-11-3	Dimethyl phthalate	ND	500	180	ug/kg	
117-81-7	bis(2-Ethylhexyl)phthalate	ND	500	220	ug/kg	
206-44-0	Fluoranthene	ND	500	100	ug/kg	
86-73-7	Fluorene	ND	500	180	ug/kg	
118-74-1	Hexachlorobenzene	ND	500	130	ug/kg	
87-68-3	Hexachlorobutadiene	ND	500	190	ug/kg	
77-47-4	Hexachlorocyclopentadiene	ND	500	140	ug/kg	
67-72-1	Hexachloroethane	ND	500	160	ug/kg	
193-39-5	Indeno(1,2,3-cd)pyrene	ND	500	140	ug/kg	
78-59-1	Isophorone	ND	500	170	ug/kg	
90-12-0	1-Methylnaphthalene	ND	500	160	ug/kg	
91-57-6	2-Methylnaphthalene	ND	500	160	ug/kg	
88-74-4	2-Nitroaniline	ND	500	120	ug/kg	
99-09-2	3-Nitroaniline	ND	500	120	ug/kg	
100-01-6	4-Nitroaniline	ND	500	300	ug/kg	
91-20-3	Naphthalene	ND	500	170	ug/kg	
98-95-3	Nitrobenzene	ND	500	160	ug/kg	
62-75-9	N-Nitrosodimethylamine	ND	5000	2200	ug/kg	
621-64-7	N-Nitroso-di-n-propylamine	ND	1000	550	ug/kg	
85-01-8	Phenanthrene	ND	500	110	ug/kg	
129-00-0	Pyrene	ND	1000	680	ug/kg	
110-86-1	Pyridine	ND	2000	220	ug/kg	
120-82-1	1,2,4-Trichlorobenzene	ND	500	340	ug/kg	

## Method Blank Summary

**Job Number:** C17019  
**Account:** IRISECAO Iris Environmental  
**Project:** Romic Soil Investigation(Romic EPA) - 2081 Bay Road,East Palo Alto,CA

Sample	File ID	DF	Analyzed	By	Prep Date	Prep Batch	Analytical Batch
OP4247-MB	Y8854.D	1	07/18/11	MT	07/18/11	OP4247	EY423

The QC reported here applies to the following samples:

Method: SW846 8270C

C17019-1, C17019-9, C17019-12, C17019-15

CAS No.	Surrogate Recoveries	Limits
367-12-4	2-Fluorophenol	48% 20-100%
4165-62-2	Phenol-d5	51% 20-100%
118-79-6	2,4,6-Tribromophenol	51% 30-100%
4165-60-0	Nitrobenzene-d5	50% 20-100%
321-60-8	2-Fluorobiphenyl	48% 20-106%
1718-51-0	Terphenyl-d14	63% 55-130%

## Method Blank Summary

**Job Number:** C17019**Account:** IRISECAO Iris Environmental**Project:** Romic Soil Investigation(Romic EPA) - 2081 Bay Road,East Palo Alto,CA

Sample	File ID	DF	Analyzed	By	Prep Date	Prep Batch	Analytical Batch
OP4270-MB	Y8912.D	1	07/20/11	MT	07/20/11	OP4270	EY425

**The QC reported here applies to the following samples:****Method:** SW846 8270C

C17019-18, C17019-28

CAS No.	Compound	Result	RL	MDL	Units	Q
65-85-0	Benzoic acid	ND	1000	890	ug/kg	
95-57-8	2-Chlorophenol	ND	1000	680	ug/kg	
59-50-7	4-Chloro-3-methyl phenol	ND	500	420	ug/kg	
120-83-2	2,4-Dichlorophenol	ND	500	140	ug/kg	
105-67-9	2,4-Dimethylphenol	ND	500	150	ug/kg	
51-28-5	2,4-Dinitrophenol	ND	2500	850	ug/kg	
534-52-1	4,6-Dinitro-o-cresol	ND	2000	1000	ug/kg	
95-48-7	2-Methylphenol	ND	500	170	ug/kg	
	3&4-Methylphenol	ND	500	150	ug/kg	
88-75-5	2-Nitrophenol	ND	500	130	ug/kg	
100-02-7	4-Nitrophenol	ND	2000	1200	ug/kg	
87-86-5	Pentachlorophenol	ND	500	420	ug/kg	
108-95-2	Phenol	ND	2000	1300	ug/kg	
95-95-4	2,4,5-Trichlorophenol	ND	500	120	ug/kg	
88-06-2	2,4,6-Trichlorophenol	ND	500	160	ug/kg	
83-32-9	Acenaphthene	ND	1000	500	ug/kg	
208-96-8	Acenaphthylene	ND	500	200	ug/kg	
62-53-3	Aniline	ND	500	140	ug/kg	
120-12-7	Anthracene	ND	500	100	ug/kg	
103-33-3	Azobenzene	ND	500	170	ug/kg	
92-87-5	Benzidine	ND	2500	730	ug/kg	
56-55-3	Benzo(a)anthracene	ND	500	70	ug/kg	
50-32-8	Benzo(a)pyrene	ND	500	90	ug/kg	
205-99-2	Benzo(b)fluoranthene	ND	500	60	ug/kg	
191-24-2	Benzo(g,h,i)perylene	ND	500	150	ug/kg	
207-08-9	Benzo(k)fluoranthene	ND	500	120	ug/kg	
101-55-3	4-Bromophenyl phenyl ether	ND	500	150	ug/kg	
85-68-7	Butyl benzyl phthalate	ND	500	110	ug/kg	
100-51-6	Benzyl Alcohol	ND	1000	160	ug/kg	
91-58-7	2-Chloronaphthalene	ND	500	180	ug/kg	
106-47-8	4-Chloroaniline	ND	500	140	ug/kg	
86-74-8	Carbazole	ND	500	80	ug/kg	
218-01-9	Chrysene	ND	500	100	ug/kg	
111-91-1	bis(2-Chloroethoxy)methane	ND	500	180	ug/kg	
111-44-4	bis(2-Chloroethyl)ether	ND	500	230	ug/kg	
108-60-1	bis(2-Chloroisopropyl)ether	ND	500	270	ug/kg	

## Method Blank Summary

**Job Number:** C17019  
**Account:** IRISECAO Iris Environmental  
**Project:** Romic Soil Investigation(Romic EPA) - 2081 Bay Road,East Palo Alto,CA

Sample	File ID	DF	Analyzed	By	Prep Date	Prep Batch	Analytical Batch
OP4270-MB	Y8912.D	1	07/20/11	MT	07/20/11	OP4270	EY425

The QC reported here applies to the following samples:

Method: SW846 8270C

C17019-18, C17019-28

CAS No.	Compound	Result	RL	MDL	Units	Q
7005-72-3	4-Chlorophenyl phenyl ether	ND	500	190	ug/kg	
95-50-1	1,2-Dichlorobenzene	ND	500	160	ug/kg	
541-73-1	1,3-Dichlorobenzene	ND	500	150	ug/kg	
106-46-7	1,4-Dichlorobenzene	ND	500	420	ug/kg	
121-14-2	2,4-Dinitrotoluene	ND	500	460	ug/kg	
606-20-2	2,6-Dinitrotoluene	ND	1000	320	ug/kg	
91-94-1	3,3'-Dichlorobenzidine	ND	2500	140	ug/kg	
53-70-3	Dibenzo(a,h)anthracene	ND	500	130	ug/kg	
132-64-9	Dibenzofuran	ND	500	160	ug/kg	
122-39-4	Diphenylamine	ND	500	120	ug/kg	
84-74-2	Di-n-butyl phthalate	ND	500	100	ug/kg	
117-84-0	Di-n-octyl phthalate	ND	500	130	ug/kg	
84-66-2	Diethyl phthalate	ND	500	170	ug/kg	
131-11-3	Dimethyl phthalate	ND	500	180	ug/kg	
117-81-7	bis(2-Ethylhexyl)phthalate	ND	500	220	ug/kg	
206-44-0	Fluoranthene	ND	500	100	ug/kg	
86-73-7	Fluorene	ND	500	180	ug/kg	
118-74-1	Hexachlorobenzene	ND	500	130	ug/kg	
87-68-3	Hexachlorobutadiene	ND	500	190	ug/kg	
77-47-4	Hexachlorocyclopentadiene	ND	500	140	ug/kg	
67-72-1	Hexachloroethane	ND	500	160	ug/kg	
193-39-5	Indeno(1,2,3-cd)pyrene	ND	500	140	ug/kg	
78-59-1	Isophorone	ND	500	170	ug/kg	
90-12-0	1-Methylnaphthalene	ND	500	160	ug/kg	
91-57-6	2-Methylnaphthalene	ND	500	160	ug/kg	
88-74-4	2-Nitroaniline	ND	500	120	ug/kg	
99-09-2	3-Nitroaniline	ND	500	120	ug/kg	
100-01-6	4-Nitroaniline	ND	500	300	ug/kg	
91-20-3	Naphthalene	ND	500	170	ug/kg	
98-95-3	Nitrobenzene	ND	500	160	ug/kg	
62-75-9	N-Nitrosodimethylamine	ND	5000	2200	ug/kg	
621-64-7	N-Nitroso-di-n-propylamine	ND	1000	550	ug/kg	
85-01-8	Phenanthrene	ND	500	110	ug/kg	
129-00-0	Pyrene	ND	1000	680	ug/kg	
110-86-1	Pyridine	ND	2000	220	ug/kg	
120-82-1	1,2,4-Trichlorobenzene	ND	500	340	ug/kg	

4.1.2  
4

## Method Blank Summary

**Job Number:** C17019  
**Account:** IRISECAO Iris Environmental  
**Project:** Romic Soil Investigation(Romic EPA) - 2081 Bay Road,East Palo Alto,CA

Sample	File ID	DF	Analyzed	By	Prep Date	Prep Batch	Analytical Batch
OP4270-MB	Y8912.D	1	07/20/11	MT	07/20/11	OP4270	EY425

The QC reported here applies to the following samples:

Method: SW846 8270C

C17019-18, C17019-28

CAS No.	Surrogate Recoveries	Limits
367-12-4	2-Fluorophenol	75% 20-100%
4165-62-2	Phenol-d5	75% 20-100%
118-79-6	2,4,6-Tribromophenol	77% 30-100%
4165-60-0	Nitrobenzene-d5	75% 20-100%
321-60-8	2-Fluorobiphenyl	73% 20-106%
1718-51-0	Terphenyl-d14	94% 55-130%

# Blank Spike/Blank Spike Duplicate Summary

**Job Number:** C17019  
**Account:** IRISECAO Iris Environmental  
**Project:** Romic Soil Investigation(Romic EPA) - 2081 Bay Road,East Palo Alto,CA

Sample	File ID	DF	Analyzed	By	Prep Date	Prep Batch	Analytical Batch
OP4247-BS	Y8855.D	1	07/18/11	MT	07/18/11	OP4247	EY423
OP4247-BSD	Y8856.D	1	07/18/11	MT	07/18/11	OP4247	EY423

**The QC reported here applies to the following samples:** **Method:** SW846 8270C

C17019-1, C17019-9, C17019-12, C17019-15

CAS No.	Compound	Spike ug/kg	BSP ug/kg	BSP %	BSD ug/kg	BSD %	RPD	Limits Rec/RPD
65-85-0	Benzoic acid	5000	3810	76	3800	76	0	24-116/30
95-57-8	2-Chlorophenol	2500	1480	59	1490	60	1	31-130/30
59-50-7	4-Chloro-3-methyl phenol	2500	1750	70	1670	67	5	35-117/30
120-83-2	2,4-Dichlorophenol	2500	1590	64	1510	60	5	40-111/30
105-67-9	2,4-Dimethylphenol	2500	1520	61	1470	59	3	29-109/30
51-28-5	2,4-Dinitrophenol	2500	1860	74	2010	80	8	19-117/30
534-52-1	4,6-Dinitro-o-cresol	2500	1580	63	1690	68	7	28-119/30
95-48-7	2-Methylphenol	2500	1520	61	1530	61	1	33-114/30
	3&4-Methylphenol	2500	1530	61	1530	61	0	34-115/30
88-75-5	2-Nitrophenol	2500	1500	60	1420	57	5	20-116/30
100-02-7	4-Nitrophenol	2500	1750	70	2050	82	16	6-114/30
87-86-5	Pentachlorophenol	2500	2090	84	2100	84	0	10-115/30
108-95-2	Phenol	2500	1520	61	1510	60	1	28-122/30
95-95-4	2,4,5-Trichlorophenol	2500	1660	66	1600	64	4	30-111/30
88-06-2	2,4,6-Trichlorophenol	2500	1710	68	1620	65	5	30-110/30
83-32-9	Acenaphthene	2500	1630	65	1500	60	8	34-129/30
208-96-8	Acenaphthylene	2500	1700	68	1590	64	7	38-118/30
62-53-3	Aniline	2500	1300	52	1270	51	2	28-112/30
120-12-7	Anthracene	2500	1820	73	1790	72	2	41-114/30
103-33-3	Azobenzene	2500	1830	73	1760	70	4	28-114/30
92-87-5	Benzidine	5000	1240	25	1450	29	16	10-156/30
56-55-3	Benzo(a)anthracene	2500	1840	74	1850	74	1	40-116/30
50-32-8	Benzo(a)pyrene	2500	1830	73	1820	73	1	39-112/30
205-99-2	Benzo(b)fluoranthene	2500	1840	74	1810	72	2	40-117/30
191-24-2	Benzo(g,h,i)perylene	2500	1640	66	1740	70	6	36-113/30
207-08-9	Benzo(k)fluoranthene	2500	1990	80	1950	78	2	41-117/30
101-55-3	4-Bromophenyl phenyl ether	2500	1760	70	1700	68	3	30-114/30
85-68-7	Butyl benzyl phthalate	2500	2220	89	2020	81	9	27-110/30
100-51-6	Benzyl Alcohol	2500	1590	64	1600	64	1	31-112/30
91-58-7	2-Chloronaphthalene	2500	1600	64	1500	60	6	37-115/30
106-47-8	4-Chloroaniline	2500	1420	57	1410	56	1	29-95/30
86-74-8	Carbazole	2500	1800	72	1830	73	2	40-116/30
218-01-9	Chrysene	2500	1770	71	1800	72	2	40-117/30
111-91-1	bis(2-Chloroethoxy)methane	2500	1600	64	1530	61	4	31-99/30
111-44-4	bis(2-Chloroethyl)ether	2500	1440	58	1430	57	1	30-106/30
108-60-1	bis(2-Chloroisopropyl)ether	2500	1570	63	1530	61	3	24-104/30

4.2.1  
4



# Blank Spike/Blank Spike Duplicate Summary

**Job Number:** C17019  
**Account:** IRISECAO Iris Environmental  
**Project:** Romic Soil Investigation(Romic EPA) - 2081 Bay Road,East Palo Alto,CA

Sample	File ID	DF	Analyzed	By	Prep Date	Prep Batch	Analytical Batch
OP4247-BS	Y8855.D	1	07/18/11	MT	07/18/11	OP4247	EY423
OP4247-BSD	Y8856.D	1	07/18/11	MT	07/18/11	OP4247	EY423

The QC reported here applies to the following samples:

Method: SW846 8270C

C17019-1, C17019-9, C17019-12, C17019-15

CAS No.	Compound	Spike ug/kg	BSP ug/kg	BSP %	BSD ug/kg	BSD %	RPD	Limits Rec/RPD
7005-72-3	4-Chlorophenyl phenyl ether	2500	1730	69	1630	65	6	30-111/30
95-50-1	1,2-Dichlorobenzene	2500	1430	57	1370	55	4	27-111/30
541-73-1	1,3-Dichlorobenzene	2500	1350	54	1280	51	5	25-116/30
106-46-7	1,4-Dichlorobenzene	2500	1380	55	1330	53	4	27-120/30
121-14-2	2,4-Dinitrotoluene	2500	1820	73	1800	72	1	27-114/30
606-20-2	2,6-Dinitrotoluene	2500	1770	71	1700	68	4	27-114/30
91-94-1	3,3'-Dichlorobenzidine	5000	3600	72	3770	75	5	24-118/30
53-70-3	Dibenzo(a,h)anthracene	2500	1650	66	1800	72	9	37-115/30
132-64-9	Dibenzofuran	2500	1720	69	1650	66	4	28-113/30
122-39-4	Diphenylamine	2500	1820	73	1760	70	3	23-117/30
84-74-2	Di-n-butyl phthalate	2500	1930	77	1930	77	0	29-115/30
117-84-0	Di-n-octyl phthalate	2500	2450	98	2090	84	16	29-127/30
84-66-2	Diethyl phthalate	2500	1970	79	1900	76	4	29-116/30
131-11-3	Dimethyl phthalate	2500	1790	72	1720	69	4	30-110/30
117-81-7	bis(2-Ethylhexyl)phthalate	2500	2440	98	1960	78	22	27-121/30
206-44-0	Fluoranthene	2500	1800	72	1850	74	3	40-120/30
86-73-7	Fluorene	2500	1740	70	1670	67	4	40-119/30
118-74-1	Hexachlorobenzene	2500	1850	74	1770	71	4	28-113/30
87-68-3	Hexachlorobutadiene	2500	1610	64	1510	60	6	29-115/30
77-47-4	Hexachlorocyclopentadiene	2500	1240	50	1220	49	2	26-114/30
67-72-1	Hexachloroethane	2500	1360	54	1350	54	1	24-109/30
193-39-5	Indeno(1,2,3-cd)pyrene	2500	1560	62	1730	69	10	37-114/30
78-59-1	Isophorone	2500	1540	62	1480	59	4	28-117/30
90-12-0	1-Methylnaphthalene	2500	1560	62	1460	58	7	25-113/30
91-57-6	2-Methylnaphthalene	2500	1610	64	1520	61	6	27-113/30
88-74-4	2-Nitroaniline	2500	1780	71	1730	69	3	23-116/30
99-09-2	3-Nitroaniline	2500	1620	65	1690	68	4	29-115/30
100-01-6	4-Nitroaniline	2500	1680	67	1830	73	9	29-114/30
91-20-3	Naphthalene	2500	1540	62	1460	58	5	24-113/30
98-95-3	Nitrobenzene	2500	1540	62	1570	63	2	23-112/30
62-75-9	N-Nitrosodimethylamine	2500	1300	54	1300	53	2	20-108/30
621-64-7	N-Nitroso-di-n-propylamine	2500	1650	66	1620	65	2	26-127/30
85-01-8	Phenanthrene	2500	1800	72	1790	72	1	41-113/30
129-00-0	Pyrene	2500	2000	80	1850	74	8	45-134/30
110-86-1	Pyridine	2500	1030	41	961	38	7	20-78/30
120-82-1	1,2,4-Trichlorobenzene	2500	1410	56	1360	54	4	31-122/30

4.2.1  
4

# Blank Spike/Blank Spike Duplicate Summary

**Job Number:** C17019  
**Account:** IRISECAO Iris Environmental  
**Project:** Romic Soil Investigation(Romic EPA) - 2081 Bay Road,East Palo Alto,CA

Sample	File ID	DF	Analyzed	By	Prep Date	Prep Batch	Analytical Batch
OP4247-BS	Y8855.D	1	07/18/11	MT	07/18/11	OP4247	EY423
OP4247-BSD	Y8856.D	1	07/18/11	MT	07/18/11	OP4247	EY423

The QC reported here applies to the following samples:

Method: SW846 8270C

C17019-1, C17019-9, C17019-12, C17019-15

CAS No.	Surrogate Recoveries	BSP	BSD	Limits
367-12-4	2-Fluorophenol	59%	59%	20-100%
4165-62-2	Phenol-d5	64%	63%	20-100%
118-79-6	2,4,6-Tribromophenol	74%	74%	30-100%
4165-60-0	Nitrobenzene-d5	62%	61%	20-100%
321-60-8	2-Fluorobiphenyl	64%	59%	20-106%
1718-51-0	Terphenyl-d14	80%	73%	55-130%

4.2.1  
4

# Blank Spike/Blank Spike Duplicate Summary

**Job Number:** C17019  
**Account:** IRISECAO Iris Environmental  
**Project:** Romic Soil Investigation(Romic EPA) - 2081 Bay Road,East Palo Alto,CA

Sample	File ID	DF	Analyzed	By	Prep Date	Prep Batch	Analytical Batch
OP4270-BS	Y8913.D	1	07/20/11	MT	07/20/11	OP4270	EY425
OP4270-BSD	Y8914.D	1	07/20/11	MT	07/20/11	OP4270	EY425

The QC reported here applies to the following samples:

Method: SW846 8270C

C17019-18, C17019-28

CAS No.	Compound	Spike ug/kg	BSP ug/kg	BSP %	BSD ug/kg	BSD %	RPD	Limits Rec/RPD
65-85-0	Benzoic acid	5000	4240	85	3920	78	8	24-116/30
95-57-8	2-Chlorophenol	2500	1850	74	1740	70	6	31-130/30
59-50-7	4-Chloro-3-methyl phenol	2500	1900	76	1750	70	8	35-117/30
120-83-2	2,4-Dichlorophenol	2500	1840	74	1720	69	7	40-111/30
105-67-9	2,4-Dimethylphenol	2500	1890	76	1750	70	8	29-109/30
51-28-5	2,4-Dinitrophenol	2500	2130	85	1970	79	8	19-117/30
534-52-1	4,6-Dinitro-o-cresol	2500	1850	74	1760	70	5	28-119/30
95-48-7	2-Methylphenol	2500	1820	73	1680	67	8	33-114/30
	3&4-Methylphenol	2500	1810	72	1700	68	6	34-115/30
88-75-5	2-Nitrophenol	2500	1810	72	1680	67	7	20-116/30
100-02-7	4-Nitrophenol	2500	2370	95	2330	93	2	6-114/30
87-86-5	Pentachlorophenol	2500	2440	98	2270	91	7	10-115/30
108-95-2	Phenol	2500	1890	76	1760	70	7	28-122/30
95-95-4	2,4,5-Trichlorophenol	2500	1920	77	1780	71	8	30-111/30
88-06-2	2,4,6-Trichlorophenol	2500	1930	77	1770	71	9	30-110/30
83-32-9	Acenaphthene	2500	1800	72	1620	65	11	34-129/30
208-96-8	Acenaphthylene	2500	1900	76	1720	69	10	38-118/30
62-53-3	Aniline	2500	1350	54	1280	51	5	28-112/30
120-12-7	Anthracene	2500	2060	82	1930	77	7	41-114/30
103-33-3	Azobenzene	2500	1950	78	1780	71	9	28-114/30
92-87-5	Benzidine	5000	2410	48	2080	42	15	10-156/30
56-55-3	Benzo(a)anthracene	2500	2120	85	2030	81	4	40-116/30
50-32-8	Benzo(a)pyrene	2500	2070	83	2050	82	1	39-112/30
205-99-2	Benzo(b)fluoranthene	2500	2090	84	2030	81	3	40-117/30
191-24-2	Benzo(g,h,i)perylene	2500	1840	74	1770	71	4	36-113/30
207-08-9	Benzo(k)fluoranthene	2500	2070	83	2090	84	1	41-117/30
101-55-3	4-Bromophenyl phenyl ether	2500	1890	76	1750	70	8	30-114/30
85-68-7	Butyl benzyl phthalate	2500	2270	91	2180	87	4	27-110/30
100-51-6	Benzyl Alcohol	2500	2300	92	2200	88	4	31-112/30
91-58-7	2-Chloronaphthalene	2500	1830	73	1660	66	10	37-115/30
106-47-8	4-Chloroaniline	2500	1590	64	1530	61	4	29-95/30
86-74-8	Carbazole	2500	2110	84	2040	82	3	40-116/30
218-01-9	Chrysene	2500	2080	83	1990	80	4	40-117/30
111-91-1	bis(2-Chloroethoxy)methane	2500	1870	75	1740	70	7	31-99/30
111-44-4	bis(2-Chloroethyl)ether	2500	2040	82	2000	80	2	30-106/30
108-60-1	bis(2-Chloroisopropyl)ether	2500	1890	76	1750	70	8	24-104/30

4.2.2  
4

# Blank Spike/Blank Spike Duplicate Summary

**Job Number:** C17019  
**Account:** IRISECAO Iris Environmental  
**Project:** Romic Soil Investigation(Romic EPA) - 2081 Bay Road,East Palo Alto,CA

Sample	File ID	DF	Analyzed	By	Prep Date	Prep Batch	Analytical Batch
OP4270-BS	Y8913.D	1	07/20/11	MT	07/20/11	OP4270	EY425
OP4270-BSD	Y8914.D	1	07/20/11	MT	07/20/11	OP4270	EY425

The QC reported here applies to the following samples:

Method: SW846 8270C

C17019-18, C17019-28

CAS No.	Compound	Spike ug/kg	BSP ug/kg	BSP %	BSD ug/kg	BSD %	RPD	Limits Rec/RPD
7005-72-3	4-Chlorophenyl phenyl ether	2500	1850	74	1700	68	8	30-111/30
95-50-1	1,2-Dichlorobenzene	2500	1740	70	1620	65	7	27-111/30
541-73-1	1,3-Dichlorobenzene	2500	1680	67	1550	62	8	25-116/30
106-46-7	1,4-Dichlorobenzene	2500	1690	68	1600	64	5	27-120/30
121-14-2	2,4-Dinitrotoluene	2500	2030	81	1920	77	6	27-114/30
606-20-2	2,6-Dinitrotoluene	2500	1980	79	1780	71	11	27-114/30
91-94-1	3,3'-Dichlorobenzidine	5000	4480	90	4140	83	8	24-118/30
53-70-3	Dibenzo(a,h)anthracene	2500	1860	74	1810	72	3	37-115/30
132-64-9	Dibenzofuran	2500	1930	77	1740	70	10	28-113/30
122-39-4	Diphenylamine	2500	1980	79	1840	74	7	23-117/30
84-74-2	Di-n-butyl phthalate	2500	2090	84	2040	82	2	29-115/30
117-84-0	Di-n-octyl phthalate	2500	2190	88	2160	86	1	29-127/30
84-66-2	Diethyl phthalate	2500	2030	81	1880	75	8	29-116/30
131-11-3	Dimethyl phthalate	2500	1950	78	1790	72	9	30-110/30
117-81-7	bis(2-Ethylhexyl)phthalate	2500	2170	87	2090	84	4	27-121/30
206-44-0	Fluoranthene	2500	2080	83	2030	81	2	40-120/30
86-73-7	Fluorene	2500	1890	76	1720	69	9	40-119/30
118-74-1	Hexachlorobenzene	2500	1820	73	1740	70	4	28-113/30
87-68-3	Hexachlorobutadiene	2500	1920	77	1820	73	5	29-115/30
77-47-4	Hexachlorocyclopentadiene	2500	1230	49	1120	45	9	26-114/30
67-72-1	Hexachloroethane	2500	1630	65	1530	61	6	24-109/30
193-39-5	Indeno(1,2,3-cd)pyrene	2500	1920	77	1780	71	8	37-114/30
78-59-1	Isophorone	2500	1770	71	1630	65	8	28-117/30
90-12-0	1-Methylnaphthalene	2500	1740	70	1610	64	8	25-113/30
91-57-6	2-Methylnaphthalene	2500	1820	73	1670	67	9	27-113/30
88-74-4	2-Nitroaniline	2500	2030	81	1850	74	9	23-116/30
99-09-2	3-Nitroaniline	2500	1830	73	1740	70	5	29-115/30
100-01-6	4-Nitroaniline	2500	2120	85	2060	82	3	29-114/30
91-20-3	Naphthalene	2500	1820	73	1700	68	7	24-113/30
98-95-3	Nitrobenzene	2500	1830	73	1740	70	5	23-112/30
62-75-9	N-Nitrosodimethylamine	2500	1600	66	1600	62	5	20-108/30
621-64-7	N-Nitroso-di-n-propylamine	2500	1860	74	1750	70	6	26-127/30
85-01-8	Phenanthrene	2500	1990	80	1860	74	7	41-113/30
129-00-0	Pyrene	2500	2100	84	1990	80	5	45-134/30
110-86-1	Pyridine	2500	1220	49	1150	46	6	20-78/30
120-82-1	1,2,4-Trichlorobenzene	2500	1700	68	1560	62	9	31-122/30

4.2.2  
4

# Blank Spike/Blank Spike Duplicate Summary

**Job Number:** C17019  
**Account:** IRISECAO Iris Environmental  
**Project:** Romic Soil Investigation(Romic EPA) - 2081 Bay Road,East Palo Alto,CA

Sample	File ID	DF	Analyzed	By	Prep Date	Prep Batch	Analytical Batch
OP4270-BS	Y8913.D	1	07/20/11	MT	07/20/11	OP4270	EY425
OP4270-BSD	Y8914.D	1	07/20/11	MT	07/20/11	OP4270	EY425

The QC reported here applies to the following samples:

Method: SW846 8270C

C17019-18, C17019-28

CAS No.	Surrogate Recoveries	BSP	BSD	Limits
367-12-4	2-Fluorophenol	73%	68%	20-100%
4165-62-2	Phenol-d5	74%	70%	20-100%
118-79-6	2,4,6-Tribromophenol	79%	72%	30-100%
4165-60-0	Nitrobenzene-d5	73%	69%	20-100%
321-60-8	2-Fluorobiphenyl	71%	65%	20-106%
1718-51-0	Terphenyl-d14	82%	80%	55-130%

4.2.2  
4

# Matrix Spike/Matrix Spike Duplicate Summary

**Job Number:** C17019  
**Account:** IRISECAO Iris Environmental  
**Project:** Romic Soil Investigation(Romic EPA) - 2081 Bay Road,East Palo Alto,CA

Sample	File ID	DF	Analyzed	By	Prep Date	Prep Batch	Analytical Batch
OP4247-MS	Y8874.D	1	07/19/11	MT	07/18/11	OP4247	EY424
OP4247-MSD	Y8875.D	1	07/19/11	MT	07/18/11	OP4247	EY424
C17019-15	Y8884.D	1	07/19/11	MT	07/18/11	OP4247	EY424

The QC reported here applies to the following samples:

Method: SW846 8270C

C17019-1, C17019-9, C17019-12, C17019-15

CAS No.	Compound	C17019-15 ug/kg	Spike Q ug/kg	MS ug/kg	MS %	MSD ug/kg	MSD %	RPD	Limits Rec/RPD
65-85-0	Benzoic acid	ND	5000	2000	40	2440	49	20	24-116/36
95-57-8	2-Chlorophenol	ND	2500	1340	54	1830	73	31	31-130/31
59-50-7	4-Chloro-3-methyl phenol	ND	2500	1690	68	2020	81	18	35-117/38
120-83-2	2,4-Dichlorophenol	ND	2500	1420	57	1850	74	26	40-111/30
105-67-9	2,4-Dimethylphenol	ND	2500	1400	56	1830	73	27	29-109/31
51-28-5	2,4-Dinitrophenol	ND	2500	2040	82	2150	86	5	19-117/40
534-52-1	4,6-Dinitro-o-cresol	ND	2500	2110	84	2090	84	1	28-119/37
95-48-7	2-Methylphenol	ND	2500	1350	54	1810	72	29	33-114/29
	3&4-Methylphenol	ND	2500	1360	54	1820	73	29	34-115/31
88-75-5	2-Nitrophenol	ND	2500	1370	55	1790	72	27	20-116/30
100-02-7	4-Nitrophenol	ND	2500	2560	102	2500	100	2	6-114/56
87-86-5	Pentachlorophenol	ND	2500	2400	96	2560	102	6	10-115/39
108-95-2	Phenol	ND	2500	1380	55	1880	75	31	28-122/38
95-95-4	2,4,5-Trichlorophenol	ND	2500	1770	71	2030	81	14	30-111/28
88-06-2	2,4,6-Trichlorophenol	ND	2500	1610	64	1980	79	21	30-110/27
83-32-9	Acenaphthene	ND	2500	1490	60	1820	73	20	34-129/31
208-96-8	Acenaphthylene	ND	2500	1590	64	1900	76	18	38-118/30
62-53-3	Aniline	ND	2500	1170	47	1520	61	26	28-112/38
120-12-7	Anthracene	ND	2500	2180	87	2220	89	2	41-114/29
103-33-3	Azobenzene	ND	2500	1940	78	2120	85	9	28-114/27
92-87-5	Benzidine	ND	5000	630	13	440	9* a	36	10-156/50
56-55-3	Benzo(a)anthracene	ND	2500	2360	94	2350	94	0	40-116/31
50-32-8	Benzo(a)pyrene	ND	2500	2380	95	2390	96	0	39-112/32
205-99-2	Benzo(b)fluoranthene	ND	2500	2520	101	2500	100	1	40-117/31
191-24-2	Benzo(g,h,i)perylene	ND	2500	2110	84	2070	83	2	36-113/32
207-08-9	Benzo(k)fluoranthene	ND	2500	2490	100	2490	100	0	41-117/30
101-55-3	4-Bromophenyl phenyl ether	ND	2500	1950	78	2050	82	5	30-114/26
85-68-7	Butyl benzyl phthalate	ND	2500	2700	108	2780	111* b	3	27-110/28
100-51-6	Benzyl Alcohol	ND	2500	1700	68	2370	95	33	31-112/34
91-58-7	2-Chloronaphthalene	ND	2500	1480	59	1850	74	22	37-115/28
106-47-8	4-Chloroaniline	ND	2500	1290	52	1530	61	17	29-95/34
86-74-8	Carbazole	ND	2500	2140	86	2190	88	2	40-116/30
218-01-9	Chrysene	ND	2500	2330	93	2300	92	1	40-117/31
111-91-1	bis(2-Chloroethoxy)methane	ND	2500	1410	56	1890	76	29	31-99/30
111-44-4	bis(2-Chloroethyl)ether	ND	2500	1280	51	1790	72	33	30-106/33
108-60-1	bis(2-Chloroisopropyl)ether	ND	2500	1410	56	1920	77	31	24-104/32

4.3.1  
4

# Matrix Spike/Matrix Spike Duplicate Summary

**Job Number:** C17019  
**Account:** IRISECAO Iris Environmental  
**Project:** Romic Soil Investigation(Romic EPA) - 2081 Bay Road,East Palo Alto,CA

Sample	File ID	DF	Analyzed	By	Prep Date	Prep Batch	Analytical Batch
OP4247-MS	Y8874.D	1	07/19/11	MT	07/18/11	OP4247	EY424
OP4247-MSD	Y8875.D	1	07/19/11	MT	07/18/11	OP4247	EY424
C17019-15	Y8884.D	1	07/19/11	MT	07/18/11	OP4247	EY424

The QC reported here applies to the following samples:

Method: SW846 8270C

C17019-1, C17019-9, C17019-12, C17019-15

CAS No.	Compound	C17019-15 ug/kg	Spike Q ug/kg	MS ug/kg	MS %	MSD ug/kg	MSD %	RPD	Limits Rec/RPD
7005-72-3	4-Chlorophenyl phenyl ether	ND	2500	1740	70	1960	78	12	30-111/26
95-50-1	1,2-Dichlorobenzene	ND	2500	1270	51	1730	69	31	27-111/35
541-73-1	1,3-Dichlorobenzene	ND	2500	1190	48	1630	65	31	25-116/36
106-46-7	1,4-Dichlorobenzene	ND	2500	1240	50	1680	67	30	27-120/30
121-14-2	2,4-Dinitrotoluene	ND	2500	2100	84	2170	87	3	27-114/38
606-20-2	2,6-Dinitrotoluene	ND	2500	1830	73	2020	81	10	27-114/30
91-94-1	3,3'-Dichlorobenzidine	ND	5000	4320	86	3960	79	9	24-118/31
53-70-3	Dibenzo(a,h)anthracene	ND	2500	2090	84	2090	84	0	37-115/29
132-64-9	Dibenzofuran	ND	2500	1680	67	1960	78	15	28-113/27
122-39-4	Diphenylamine	ND	2500	2020	81	2100	84	4	23-117/28
84-74-2	Di-n-butyl phthalate	ND	2500	2340	94	2370	95	1	29-115/27
117-84-0	Di-n-octyl phthalate	ND	2500	3060	122	3230	129* b	5	29-127/28
84-66-2	Diethyl phthalate	ND	2500	2130	85	2190	88	3	29-116/27
131-11-3	Dimethyl phthalate	ND	2500	1820	73	2010	80	10	30-110/26
117-81-7	bis(2-Ethylhexyl)phthalate	ND	2500	2670	107	2800	112	5	27-121/29
206-44-0	Fluoranthene	ND	2500	2260	90	2240	90	1	40-120/32
86-73-7	Fluorene	ND	2500	1780	71	2010	80	12	40-119/30
118-74-1	Hexachlorobenzene	ND	2500	2050	82	2120	85	3	28-113/27
87-68-3	Hexachlorobutadiene	ND	2500	1460	58	1950	78	29	29-115/33
77-47-4	Hexachlorocyclopentadiene	ND	2500	1230	49	1630	65	28	26-114/41
67-72-1	Hexachloroethane	ND	2500	1210	48	1690	68	33	24-109/38
193-39-5	Indeno(1,2,3-cd)pyrene	ND	2500	2030	81	2040	82	0	37-114/33
78-59-1	Isophorone	ND	2500	1370	55	1780	71	26	28-117/30
90-12-0	1-Methylnaphthalene	ND	2500	1370	55	1770	71	25	25-113/33
91-57-6	2-Methylnaphthalene	ND	2500	1440	58	1830	73	24	27-113/32
88-74-4	2-Nitroaniline	ND	2500	1870	75	2080	83	11	23-116/29
99-09-2	3-Nitroaniline	ND	2500	1830	73	1820	73	1	29-115/31
100-01-6	4-Nitroaniline	ND	2500	2140	86	2100	84	2	29-114/31
91-20-3	Naphthalene	ND	2500	1420	57	1850	74	26	24-113/32
98-95-3	Nitrobenzene	ND	2500	1390	56	1860	74	29	23-112/32
62-75-9	N-Nitrosodimethylamine	ND	2500	1200	49	1700	66	31	20-108/34
621-64-7	N-Nitroso-di-n-propylamine	ND	2500	1430	57	1850	74	26	26-127/43
85-01-8	Phenanthrene	ND	2500	2110	84	2170	87	3	41-113/32
129-00-0	Pyrene	ND	2500	2470	99	2540	102	3	45-134/33
110-86-1	Pyridine	ND	2500	824	33	1100	44	29	20-78/38
120-82-1	1,2,4-Trichlorobenzene	ND	2500	1310	52	1720	69	27	31-122/44

4.3.1  
4

# Matrix Spike/Matrix Spike Duplicate Summary

**Job Number:** C17019  
**Account:** IRISECAO Iris Environmental  
**Project:** Romic Soil Investigation(Romic EPA) - 2081 Bay Road,East Palo Alto,CA

Sample	File ID	DF	Analyzed	By	Prep Date	Prep Batch	Analytical Batch
OP4247-MS	Y8874.D	1	07/19/11	MT	07/18/11	OP4247	EY424
OP4247-MSD	Y8875.D	1	07/19/11	MT	07/18/11	OP4247	EY424
C17019-15	Y8884.D	1	07/19/11	MT	07/18/11	OP4247	EY424

The QC reported here applies to the following samples:

Method: SW846 8270C

C17019-1, C17019-9, C17019-12, C17019-15

CAS No.	Surrogate Recoveries	MS	MSD	C17019-15	Limits
367-12-4	2-Fluorophenol	51%	71%	69%	20-100%
4165-62-2	Phenol-d5	54%	73%	73%	20-100%
118-79-6	2,4,6-Tribromophenol	87%	90%	89%	30-100%
4165-60-0	Nitrobenzene-d5	55%	74%	72%	20-100%
321-60-8	2-Fluorobiphenyl	56%	72%	71%	20-106%
1718-51-0	Terphenyl-d14	98%	101%	100%	55-130%

- (a) Outside control limits due to matrix interference.
- (b) Outside laboratory control limits (high bias).

4.3.1  
4



# Matrix Spike/Matrix Spike Duplicate Summary

**Job Number:** C17019  
**Account:** IRISECAO Iris Environmental  
**Project:** Romic Soil Investigation(Romic EPA) - 2081 Bay Road,East Palo Alto,CA

Sample	File ID	DF	Analyzed	By	Prep Date	Prep Batch	Analytical Batch
OP4270-MS	Y8979.D	1	07/23/11	MT	07/20/11	OP4270	EY428
OP4270-MSD	Y8980.D	1	07/23/11	MT	07/20/11	OP4270	EY428
C17043-20	Y8919.D	1	07/20/11	MT	07/20/11	OP4270	EY425

The QC reported here applies to the following samples:

Method: SW846 8270C

C17019-18, C17019-28

CAS No.	Compound	C17043-20 ug/kg	Spike Q ug/kg	MS ug/kg	MS %	MSD ug/kg	MSD %	RPD	Limits Rec/RPD	
65-85-0	Benzoic acid	2030		5000	3040	20*	2570	11*	17	24-116/36
95-57-8	2-Chlorophenol	ND		2500	660	26*	610	25*	7	31-130/31
59-50-7	4-Chloro-3-methyl phenol	ND		2500	1490	60	1440	58	3	35-117/38
120-83-2	2,4-Dichlorophenol	ND		2500	1110	44	1110	44	0	40-111/30
105-67-9	2,4-Dimethylphenol	ND		2500	1050	42	1040	42	1	29-109/31
51-28-5	2,4-Dinitrophenol	ND		2500	2240	90	2050	82	9	19-117/40
534-52-1	4,6-Dinitro-o-cresol	ND		2500	2060	82	1910	76	8	28-119/37
95-48-7	2-Methylphenol	222	J	2500	1070	34	1040	33	3	33-114/29
	3&4-Methylphenol	895		2500	1070	7*	1070	7*	0	34-115/31
88-75-5	2-Nitrophenol	ND		2500	953	38	970	39	2	20-116/30
100-02-7	4-Nitrophenol	ND		2500	2350	94	2290	92	3	6-114/56
87-86-5	Pentachlorophenol	ND		2500	2490	100	2390	96	4	10-115/39
108-95-2	Phenol	2950		2500	150	-112*	120	-113*	25	28-122/38
95-95-4	2,4,5-Trichlorophenol	ND		2500	1630	65	1520	61	7	30-111/28
88-06-2	2,4,6-Trichlorophenol	ND		2500	1380	55	1320	53	4	30-110/27
83-32-9	Acenaphthene	ND		2500	1160	46	1150	46	1	34-129/31
208-96-8	Acenaphthylene	ND		2500	1200	48	1220	49	2	38-118/30
62-53-3	Aniline	ND		2500	670	27*	581	23*	14	28-112/38
120-12-7	Anthracene	ND		2500	1960	78	1850	74	6	41-114/29
103-33-3	Azobenzene	ND		2500	1590	64	1560	62	2	28-114/27
92-87-5	Benzidine	ND		5000	ND	0*	ND	0*	nc	10-156/50
56-55-3	Benzo(a)anthracene	ND		2500	2300	92	2140	86	7	40-116/31
50-32-8	Benzo(a)pyrene	ND		2500	2260	90	2220	89	2	39-112/32
205-99-2	Benzo(b)fluoranthene	ND		2500	2180	87	2200	88	1	40-117/31
191-24-2	Benzo(g,h,i)perylene	ND		2500	2320	93	2120	85	9	36-113/32
207-08-9	Benzo(k)fluoranthene	ND		2500	2260	90	2260	90	0	41-117/30
101-55-3	4-Bromophenyl phenyl ether	ND		2500	1650	66	1580	63	4	30-114/26
85-68-7	Butyl benzyl phthalate	ND		2500	2430	97	2370	95	3	27-110/28
100-51-6	Benzyl Alcohol	ND		2500	1290	52	1310	52	2	31-112/34
91-58-7	2-Chloronaphthalene	ND		2500	1050	42	1090	44	4	37-115/28
106-47-8	4-Chloroaniline	ND		2500	513	21*	352	14*	37*	29-95/34
86-74-8	Carbazole	ND		2500	2020	81	1910	76	6	40-116/30
218-01-9	Chrysene	ND		2500	2280	91	2140	86	6	40-117/31
111-91-1	bis(2-Chloroethoxy)methane	ND		2500	1010	40	993	40	2	31-99/30
111-44-4	bis(2-Chloroethyl)ether	ND		2500	931	37	938	38	1	30-106/33
108-60-1	bis(2-Chloroisopropyl)ether	ND		2500	947	38	951	38	0	24-104/32

4.3.2  
4

# Matrix Spike/Matrix Spike Duplicate Summary

**Job Number:** C17019  
**Account:** IRISECAO Iris Environmental  
**Project:** Romic Soil Investigation(Romic EPA) - 2081 Bay Road,East Palo Alto,CA

Sample	File ID	DF	Analyzed	By	Prep Date	Prep Batch	Analytical Batch
OP4270-MS	Y8979.D	1	07/23/11	MT	07/20/11	OP4270	EY428
OP4270-MSD	Y8980.D	1	07/23/11	MT	07/20/11	OP4270	EY428
C17043-20	Y8919.D	1	07/20/11	MT	07/20/11	OP4270	EY425

The QC reported here applies to the following samples:

Method: SW846 8270C

C17019-18, C17019-28

CAS No.	Compound	C17043-20 ug/kg	Spike Q ug/kg	MS ug/kg	MS %	MSD ug/kg	MSD %	RPD	Limits Rec/RPD
7005-72-3	4-Chlorophenyl phenyl ether	ND	2500	1380	55	1380	55	0	30-111/26
95-50-1	1,2-Dichlorobenzene	ND	2500	881	35	867	35	2	27-111/35
541-73-1	1,3-Dichlorobenzene	ND	2500	835	33	805	32	4	25-116/36
106-46-7	1,4-Dichlorobenzene	ND	2500	850	34	866	35	2	27-120/30
121-14-2	2,4-Dinitrotoluene	ND	2500	1920	77	1770	71	8	27-114/38
606-20-2	2,6-Dinitrotoluene	ND	2500	1620	65	1510	60	7	27-114/30
91-94-1	3,3'-Dichlorobenzidine	ND	5000	3210	64	2600	52	21	24-118/31
53-70-3	Dibenzo(a,h)anthracene	ND	2500	2220	89	2090	84	6	37-115/29
132-64-9	Dibenzofuran	ND	2500	1330	53	1310	52	2	28-113/27
122-39-4	Diphenylamine	ND	2500	1800	72	1670	67	7	23-117/28
84-74-2	Di-n-butyl phthalate	ND	2500	2240	90	2190	88	2	29-115/27
117-84-0	Di-n-octyl phthalate	3930	2500	2300	-65*	2350	-63*	2	29-127/28
84-66-2	Diethyl phthalate	ND	2500	2030	81	1890	76	7	29-116/27
131-11-3	Dimethyl phthalate	ND	2500	1580	63	1500	60	5	30-110/26
117-81-7	bis(2-Ethylhexyl)phthalate	7350	2500	2480	-195* a	2370	-199* a	5	27-121/29
206-44-0	Fluoranthene	ND	2500	2240	90	2080	83	7	40-120/32
86-73-7	Fluorene	ND	2500	1480	59	1410	56	5	40-119/30
118-74-1	Hexachlorobenzene	ND	2500	1640	66	1590	64	3	28-113/27
87-68-3	Hexachlorobutadiene	ND	2500	1010	40	977	39	3	29-115/33
77-47-4	Hexachlorocyclopentadiene	ND	2500	395	16*	661	26	50*	26-114/41
67-72-1	Hexachloroethane	ND	2500	862	34	852	34	1	24-109/38
193-39-5	Indeno(1,2,3-cd)pyrene	ND	2500	2110	84	2110	84	0	37-114/33
78-59-1	Isophorone	ND	2500	965	39	946	38	2	28-117/30
90-12-0	1-Methylnaphthalene	ND	2500	968	39	1000	40	3	25-113/33
91-57-6	2-Methylnaphthalene	ND	2500	1000	40	1020	41	2	27-113/32
88-74-4	2-Nitroaniline	ND	2500	1630	65	1520	61	7	23-116/29
99-09-2	3-Nitroaniline	ND	2500	1260	50	1060	42	17	29-115/31
100-01-6	4-Nitroaniline	ND	2500	1160	46	963	39	19	29-114/31
91-20-3	Naphthalene	ND	2500	997	40	1010	40	1	24-113/32
98-95-3	Nitrobenzene	ND	2500	962	38	974	39	1	23-112/32
62-75-9	N-Nitrosodimethylamine	ND	2500	880	35	890	35	0	20-108/34
621-64-7	N-Nitroso-di-n-propylamine	ND	2500	1040	42	1100	44	6	26-127/43
85-01-8	Phenanthrene	ND	2500	1940	78	1800	72	7	41-113/32
129-00-0	Pyrene	ND	2500	2230	89	2100	84	6	45-134/33
110-86-1	Pyridine	ND	2500	651	26	629	25	3	20-78/38
120-82-1	1,2,4-Trichlorobenzene	ND	2500	899	36	898	36	0	31-122/44

4.3.2  
4

# Matrix Spike/Matrix Spike Duplicate Summary

**Job Number:** C17019  
**Account:** IRISECAO Iris Environmental  
**Project:** Romic Soil Investigation(Romic EPA) - 2081 Bay Road,East Palo Alto,CA

Sample	File ID	DF	Analyzed	By	Prep Date	Prep Batch	Analytical Batch
OP4270-MS	Y8979.D	1	07/23/11	MT	07/20/11	OP4270	EY428
OP4270-MSD	Y8980.D	1	07/23/11	MT	07/20/11	OP4270	EY428
C17043-20	Y8919.D	1	07/20/11	MT	07/20/11	OP4270	EY425

The QC reported here applies to the following samples:

Method: SW846 8270C

C17019-18, C17019-28

CAS No.	Surrogate Recoveries	MS	MSD	C17043-20	Limits
367-12-4	2-Fluorophenol	39%	37%	38%	20-100%
4165-62-2	Phenol-d5	6% * b	4% * b	36%	20-100%
118-79-6	2,4,6-Tribromophenol	77%	71%	84%	30-100%
4165-60-0	Nitrobenzene-d5	39%	38%	39%	20-100%
321-60-8	2-Fluorobiphenyl	41%	42%	41%	20-106%
1718-51-0	Terphenyl-d14	90%	84%	92%	55-130%

(a) Outside control limits due to high level in sample relative to spike amount.

(b) Outside control limits due to matrix interference.

4.3.2  
4

## GC Volatiles

---

5

## QC Data Summaries

---

Includes the following where applicable:

- Method Blank Summaries
- Blank Spike Summaries
- Matrix Spike and Duplicate Summaries

## Method Blank Summary

**Job Number:** C17019  
**Account:** IRISECAO Iris Environmental  
**Project:** Romic Soil Investigation(Romic EPA) - 2081 Bay Road,East Palo Alto,CA

Sample	File ID	DF	Analyzed	By	Prep Date	Prep Batch	Analytical Batch
GJK883-MB	JK21332.D	1	07/27/11	TT	n/a	n/a	GJK883

The QC reported here applies to the following samples:

Method: SW846 8015B

C17019-1, C17019-9, C17019-12, C17019-15, C17019-16, C17019-17, C17019-18, C17019-19, C17019-20, C17019-25, C17019-26, C17019-27, C17019-28, C17019-29, C17019-30

CAS No.	Compound	Result	RL	MDL	Units	Q
	TPH-GRO (C6-C10)	ND	0.10	0.050	mg/kg	

CAS No.	Surrogate Recoveries	Limits
98-08-8	aaa-Trifluorotoluene	91% 60-157%

# Blank Spike/Blank Spike Duplicate Summary

**Job Number:** C17019  
**Account:** IRISECAO Iris Environmental  
**Project:** Romic Soil Investigation(Romic EPA) - 2081 Bay Road,East Palo Alto,CA

Sample	File ID	DF	Analyzed	By	Prep Date	Prep Batch	Analytical Batch
GJK883-BS	JK21330.D	1	07/27/11	TT	n/a	n/a	GJK883
GJK883-BSD	JK21331.D	1	07/27/11	TT	n/a	n/a	GJK883

The QC reported here applies to the following samples: Method: SW846 8015B

C17019-1, C17019-9, C17019-12, C17019-15, C17019-16, C17019-17, C17019-18, C17019-19, C17019-20, C17019-25, C17019-26, C17019-27, C17019-28, C17019-29, C17019-30

CAS No.	Compound	Spike mg/kg	BSP mg/kg	BSP %	BSD mg/kg	BSD %	RPD	Limits Rec/RPD
	TPH-GRO (C6-C10)	0.5	0.538	108	0.532	106	1	65-135/30

CAS No.	Surrogate Recoveries	BSP	BSD	Limits
98-08-8	aaa-Trifluorotoluene	123%	121%	60-157%

5.2.1  
5

# Matrix Spike/Matrix Spike Duplicate Summary

**Job Number:** C17019  
**Account:** IRISECAO Iris Environmental  
**Project:** Romic Soil Investigation(Romic EPA) - 2081 Bay Road,East Palo Alto,CA

Sample	File ID	DF	Analyzed	By	Prep Date	Prep Batch	Analytical Batch
C17019-28MS	JK21356.D	1	07/28/11	TT	n/a	n/a	GJK883
C17019-28MSD	JK21357.D	1	07/28/11	TT	n/a	n/a	GJK883
C17019-28	JK21353.D	1	07/28/11	TT	n/a	n/a	GJK883

**The QC reported here applies to the following samples:** **Method:** SW846 8015B

C17019-1, C17019-9, C17019-12, C17019-15, C17019-16, C17019-17, C17019-18, C17019-19, C17019-20, C17019-25, C17019-26, C17019-27, C17019-28, C17019-29, C17019-30

CAS No.	Compound	C17019-28 mg/kg	Spike Q	mg/kg	MS mg/kg	MS %	MSD mg/kg	MSD %	RPD	Limits Rec/RPD
	TPH-GRO (C6-C10)	ND		0.496	0.445	90	0.461	93	4	65-135/25

CAS No.	Surrogate Recoveries	MS	MSD	C17019-28	Limits
98-08-8	aaa-Trifluorotoluene	117%	118%	90%	60-157%

5.3.1  
5

## GC Semi-volatiles

---

### QC Data Summaries

---

Includes the following where applicable:

- Method Blank Summaries
- Blank Spike Summaries
- Matrix Spike and Duplicate Summaries



# Method Blank Summary

**Job Number:** C17019  
**Account:** IRISECAO Iris Environmental  
**Project:** Romic Soil Investigation(Romic EPA) - 2081 Bay Road,East Palo Alto,CA

Sample	File ID	DF	Analyzed	By	Prep Date	Prep Batch	Analytical Batch
OP4244-MB	OO22742.D	1	07/26/11	RV	07/16/11	OP4244	G00727

The QC reported here applies to the following samples:

Method: SW846 8081A

C17019-1

CAS No.	Compound	Result	RL	MDL	Units	Q
309-00-2	Aldrin	ND	25	10	ug/kg	
319-84-6	alpha-BHC	ND	25	11	ug/kg	
319-85-7	beta-BHC	ND	25	3.5	ug/kg	
319-86-8	delta-BHC	ND	25	3.5	ug/kg	
58-89-9	gamma-BHC (Lindane)	ND	25	7.5	ug/kg	
12789-03-6	Chlordane	ND	100	100	ug/kg	
60-57-1	Dieldrin	ND	25	3.0	ug/kg	
72-54-8	4,4' -DDD	ND	25	3.5	ug/kg	
72-55-9	4,4' -DDE	ND	25	3.0	ug/kg	
50-29-3	4,4' -DDT	ND	25	3.0	ug/kg	
72-20-8	Endrin	ND	25	3.0	ug/kg	
7421-93-4	Endrin aldehyde	ND	25	6.0	ug/kg	
959-98-8	Endosulfan-I	ND	25	3.5	ug/kg	
33213-65-9	Endosulfan-II	ND	25	3.5	ug/kg	
1031-07-8	Endosulfan sulfate	ND	25	8.0	ug/kg	
76-44-8	Heptachlor	ND	25	6.0	ug/kg	
1024-57-3	Heptachlor epoxide	ND	25	4.0	ug/kg	
72-43-5	Methoxychlor	ND	25	3.5	ug/kg	
8001-35-2	Toxaphene	ND	100	100	ug/kg	

CAS No.	Surrogate Recoveries	Limits	
877-09-8	Tetrachloro-m-xylene	69%	35-132%
877-09-8	Tetrachloro-m-xylene	70%	35-132%
2051-24-3	Decachlorobiphenyl	89%	35-132%
2051-24-3	Decachlorobiphenyl	101%	35-132%

# Method Blank Summary

**Job Number:** C17019  
**Account:** IRISECAO Iris Environmental  
**Project:** Romic Soil Investigation(Romic EPA) - 2081 Bay Road,East Palo Alto,CA

Sample	File ID	DF	Analyzed	By	Prep Date	Prep Batch	Analytical Batch
OP4315-MB	OO22862.D	1	07/28/11	RV	07/27/11	OP4315	G00730

**The QC reported here applies to the following samples:** **Method:** SW846 8081A

C17019-9, C17019-12, C17019-15, C17019-18, C17019-28

CAS No.	Compound	Result	RL	MDL	Units	Q
309-00-2	Aldrin	ND	25	10	ug/kg	
319-84-6	alpha-BHC	ND	25	11	ug/kg	
319-85-7	beta-BHC	ND	25	3.5	ug/kg	
319-86-8	delta-BHC	ND	25	3.5	ug/kg	
58-89-9	gamma-BHC (Lindane)	ND	25	7.5	ug/kg	
12789-03-6	Chlordane	ND	100	100	ug/kg	
60-57-1	Dieldrin	ND	25	3.0	ug/kg	
72-54-8	4,4' -DDD	ND	25	3.5	ug/kg	
72-55-9	4,4' -DDE	ND	25	3.0	ug/kg	
50-29-3	4,4' -DDT	ND	25	3.0	ug/kg	
72-20-8	Endrin	ND	25	3.0	ug/kg	
7421-93-4	Endrin aldehyde	ND	25	6.0	ug/kg	
959-98-8	Endosulfan-I	ND	25	3.5	ug/kg	
33213-65-9	Endosulfan-II	ND	25	3.5	ug/kg	
1031-07-8	Endosulfan sulfate	ND	25	8.0	ug/kg	
76-44-8	Heptachlor	ND	25	6.0	ug/kg	
1024-57-3	Heptachlor epoxide	ND	25	4.0	ug/kg	
72-43-5	Methoxychlor	ND	25	3.5	ug/kg	
8001-35-2	Toxaphene	ND	100	100	ug/kg	

CAS No.	Surrogate Recoveries	Limits	
877-09-8	Tetrachloro-m-xylene	68%	35-132%
877-09-8	Tetrachloro-m-xylene	71%	35-132%
2051-24-3	Decachlorobiphenyl	82%	35-132%
2051-24-3	Decachlorobiphenyl	101%	35-132%

## Method Blank Summary

**Job Number:** C17019  
**Account:** IRISECAO Iris Environmental  
**Project:** Romic Soil Investigation(Romic EPA) - 2081 Bay Road,East Palo Alto,CA

Sample	File ID	DF	Analyzed	By	Prep Date	Prep Batch	Analytical Batch
OP4243-MB	PP20173.D	1	07/19/11	RV	07/16/11	OP4243	GPP687

The QC reported here applies to the following samples:

Method: SW846 8082

C17019-1

CAS No.	Compound	Result	RL	MDL	Units	Q
12674-11-2	Aroclor 1016	ND	100	17	ug/kg	
11104-28-2	Aroclor 1221	ND	100	50	ug/kg	
11141-16-5	Aroclor 1232	ND	100	50	ug/kg	
53469-21-9	Aroclor 1242	ND	100	50	ug/kg	
12672-29-6	Aroclor 1248	ND	100	50	ug/kg	
11097-69-1	Aroclor 1254	ND	100	50	ug/kg	
11096-82-5	Aroclor 1260	ND	100	20	ug/kg	

CAS No.	Surrogate Recoveries	Results	Limits
877-09-8	Tetrachloro-m-xylene	66%	45-108%
877-09-8	Tetrachloro-m-xylene	61%	45-108%
2051-24-3	Decachlorobiphenyl	107%	54-121%
2051-24-3	Decachlorobiphenyl	92%	54-121%

# Method Blank Summary

**Job Number:** C17019  
**Account:** IRISECAO Iris Environmental  
**Project:** Romic Soil Investigation(Romic EPA) - 2081 Bay Road,East Palo Alto,CA

Sample	File ID	DF	Analyzed	By	Prep Date	Prep Batch	Analytical Batch
OP4257-MB	PP20210.D	1	07/20/11	RV	07/19/11	OP4257	GPP687

The QC reported here applies to the following samples: Method: SW846 8082

C17019-9, C17019-12, C17019-15, C17019-18, C17019-28

CAS No.	Compound	Result	RL	MDL	Units	Q
12674-11-2	Aroclor 1016	ND	100	17	ug/kg	
11104-28-2	Aroclor 1221	ND	100	50	ug/kg	
11141-16-5	Aroclor 1232	ND	100	50	ug/kg	
53469-21-9	Aroclor 1242	ND	100	50	ug/kg	
12672-29-6	Aroclor 1248	ND	100	50	ug/kg	
11097-69-1	Aroclor 1254	ND	100	50	ug/kg	
11096-82-5	Aroclor 1260	ND	100	20	ug/kg	

CAS No.	Surrogate Recoveries	Limits	
877-09-8	Tetrachloro-m-xylene	70%	45-108%
877-09-8	Tetrachloro-m-xylene	71%	45-108%
2051-24-3	Decachlorobiphenyl	102%	54-121%
2051-24-3	Decachlorobiphenyl	82%	54-121%

6.1.4  
6

## Method Blank Summary

**Job Number:** C17019  
**Account:** IRISECAO Iris Environmental  
**Project:** Romic Soil Investigation(Romic EPA) - 2081 Bay Road,East Palo Alto,CA

Sample	File ID	DF	Analyzed	By	Prep Date	Prep Batch	Analytical Batch
OP4263-MB	HH15311.D	1	07/21/11	JH	07/19/11	OP4263	GHH526

The QC reported here applies to the following samples: **Method:** SW846 8015B M

C17019-1, C17019-9, C17019-12, C17019-15, C17019-16, C17019-17, C17019-18, C17019-19

CAS No.	Compound	Result	RL	MDL	Units	Q
	TPH (C10-C28)	ND	10	5.0	mg/kg	
	TPH (> C28-C40)	ND	20	10	mg/kg	

CAS No.	Surrogate Recoveries	Limits
630-01-3	Hexacosane	67% 45-140%

## Method Blank Summary

**Job Number:** C17019  
**Account:** IRISECAO Iris Environmental  
**Project:** Romic Soil Investigation(Romic EPA) - 2081 Bay Road,East Palo Alto,CA

Sample	File ID	DF	Analyzed	By	Prep Date	Prep Batch	Analytical Batch
OP4273-MB	HH15321.D	1	07/21/11	JH	07/21/11	OP4273	GHH526

The QC reported here applies to the following samples:

Method: SW846 8015B M

C17019-20, C17019-25, C17019-26, C17019-27, C17019-28, C17019-29, C17019-30

CAS No.	Compound	Result	RL	MDL	Units	Q
	TPH (C10-C28)	ND	10	5.0	mg/kg	
	TPH (> C28-C40)	ND	20	10	mg/kg	

CAS No.	Surrogate Recoveries	Limits
630-01-3	Hexacosane	72% 45-140%

# Blank Spike/Blank Spike Duplicate Summary

**Job Number:** C17019  
**Account:** IRISECAO Iris Environmental  
**Project:** Romic Soil Investigation(Romic EPA) - 2081 Bay Road,East Palo Alto,CA

Sample	File ID	DF	Analyzed	By	Prep Date	Prep Batch	Analytical Batch
OP4244-BS	OO22732.D	1	07/26/11	RV	07/16/11	OP4244	GOO727
OP4244-BSD	OO22733.D	1	07/26/11	RV	07/16/11	OP4244	GOO727

The QC reported here applies to the following samples: Method: SW846 8081A

C17019-1

CAS No.	Compound	Spike ug/kg	BSP ug/kg	BSP %	BSD ug/kg	BSD %	RPD	Limits Rec/RPD
309-00-2	Aldrin	100	76.8	77	69.9	70	9	40-140/30
319-84-6	alpha-BHC	100	83.9	84	76.7	77	9	40-140/30
319-85-7	beta-BHC	100	88.8	89	81.3	81	9	40-140/30
319-86-8	delta-BHC	100	96.0	96	86.6	87	10	40-140/30
58-89-9	gamma-BHC (Lindane)	100	85.1	85	78.5	79	8	40-140/30
60-57-1	Dieldrin	100	84.6	85	79.4	79	6	40-145/30
72-54-8	4,4'-DDD	100	94.3	94	89.5	90	5	40-140/30
72-55-9	4,4'-DDE	100	94.8	95	83.3	83	13	40-140/30
50-29-3	4,4'-DDT	100	90.5	91	85.9	86	5	40-140/30
72-20-8	Endrin	100	91.0	91	84.3	84	8	40-140/30
7421-93-4	Endrin aldehyde	100	96.9	97	93.4	93	4	40-140/30
959-98-8	Endosulfan-I	100	90.5	91	85.7	86	5	40-140/30
33213-65-9	Endosulfan-II	100	97.2	97	97.6	98	0	40-140/30
1031-07-8	Endosulfan sulfate	100	105	105	99.8	100	5	40-140/30
76-44-8	Heptachlor	100	84.4	84	76.0	76	10	40-140/30
1024-57-3	Heptachlor epoxide	100	86.0	86	84.4	84	2	40-140/30
72-43-5	Methoxychlor	100	86.6	87	87.7	88	1	40-140/30

CAS No.	Surrogate Recoveries	BSP	BSD	Limits
877-09-8	Tetrachloro-m-xylene	76%	68%	35-132%
877-09-8	Tetrachloro-m-xylene	77%	69%	35-132%
2051-24-3	Decachlorobiphenyl	88%	84%	35-132%
2051-24-3	Decachlorobiphenyl	97%	93%	35-132%

# Blank Spike/Blank Spike Duplicate Summary

**Job Number:** C17019  
**Account:** IRISECAO Iris Environmental  
**Project:** Romic Soil Investigation(Romic EPA) - 2081 Bay Road,East Palo Alto,CA

Sample	File ID	DF	Analyzed	By	Prep Date	Prep Batch	Analytical Batch
OP4315-BS	OO22860.D	1	07/28/11	RV	07/27/11	OP4315	G00730
OP4315-BSD	OO22861.D	1	07/28/11	RV	07/27/11	OP4315	G00730

The QC reported here applies to the following samples: Method: SW846 8081A

C17019-9, C17019-12, C17019-15, C17019-18, C17019-28

CAS No.	Compound	Spike ug/kg	BSP ug/kg	BSP %	BSD ug/kg	BSD %	RPD	Limits Rec/RPD
309-00-2	Aldrin	100	71.8	72	78.8	79	9	40-140/30
319-84-6	alpha-BHC	100	75.4	75	81.6	82	8	40-140/30
319-85-7	beta-BHC	100	79.7	80	84.9	85	6	40-140/30
319-86-8	delta-BHC	100	83.0	83	88.3	88	6	40-140/30
58-89-9	gamma-BHC (Lindane)	100	75.8	76	82.5	83	8	40-140/30
60-57-1	Dieldrin	100	80.5	81	84.4	84	5	40-145/30
72-54-8	4,4'-DDD	100	93.5	94	96.1	96	3	40-140/30
72-55-9	4,4'-DDE	100	83.1	83	86.6	87	4	40-140/30
50-29-3	4,4'-DDT	100	88.3	88	90.0	90	2	40-140/30
72-20-8	Endrin	100	85.7	86	89.3	89	4	40-140/30
7421-93-4	Endrin aldehyde	100	92.0	92	96.4	96	5	40-140/30
959-98-8	Endosulfan-I	100	84.8	85	89.6	90	6	40-140/30
33213-65-9	Endosulfan-II	100	95.8	96	98.6	99	3	40-140/30
1031-07-8	Endosulfan sulfate	100	101	101	103	103	2	40-140/30
76-44-8	Heptachlor	100	81.4	81	87.7	88	7	40-140/30
1024-57-3	Heptachlor epoxide	100	80.6	81	86.6	87	7	40-140/30
72-43-5	Methoxychlor	100	94.9	95	96.7	97	2	40-140/30

CAS No.	Surrogate Recoveries	BSP	BSD	Limits
877-09-8	Tetrachloro-m-xylene	70%	74%	35-132%
877-09-8	Tetrachloro-m-xylene	73%	78%	35-132%
2051-24-3	Decachlorobiphenyl	87%	88%	35-132%
2051-24-3	Decachlorobiphenyl	104%	108%	35-132%



# Blank Spike/Blank Spike Duplicate Summary

**Job Number:** C17019  
**Account:** IRISECAO Iris Environmental  
**Project:** Romic Soil Investigation(Romic EPA) - 2081 Bay Road, East Palo Alto, CA

Sample	File ID	DF	Analyzed	By	Prep Date	Prep Batch	Analytical Batch
OP4243-BS	PP20196.D	1	07/20/11	RV	07/16/11	OP4243	GPP687
OP4243-BSD	PP20197.D	1	07/20/11	RV	07/16/11	OP4243	GPP687

The QC reported here applies to the following samples: Method: SW846 8082

C17019-1

CAS No.	Compound	Spike ug/kg	BSP ug/kg	BSP %	BSD ug/kg	BSD %	RPD	Limits Rec/RPD
12674-11-2	Aroclor 1016	400	340	85	320	80	6	40-145/30
11096-82-5	Aroclor 1260	400	406	102	405	101	0	40-145/30

CAS No.	Surrogate Recoveries	BSP	BSD	Limits
877-09-8	Tetrachloro-m-xylene	71%	66%	45-108%
877-09-8	Tetrachloro-m-xylene	65%	62%	45-108%
2051-24-3	Decachlorobiphenyl	107%	109%	54-121%
2051-24-3	Decachlorobiphenyl	92%	94%	54-121%

6.2.3

6

# Blank Spike/Blank Spike Duplicate Summary

**Job Number:** C17019  
**Account:** IRISECAO Iris Environmental  
**Project:** Romic Soil Investigation(Romic EPA) - 2081 Bay Road,East Palo Alto,CA

Sample	File ID	DF	Analyzed	By	Prep Date	Prep Batch	Analytical Batch
OP4257-BS	PP20211.D	1	07/20/11	RV	07/19/11	OP4257	GPP687
OP4257-BSD	PP20212.D	1	07/20/11	RV	07/19/11	OP4257	GPP687

The QC reported here applies to the following samples: Method: SW846 8082

C17019-9, C17019-12, C17019-15, C17019-18, C17019-28

CAS No.	Compound	Spike ug/kg	BSP ug/kg	BSP %	BSD ug/kg	BSD %	RPD	Limits Rec/RPD
12674-11-2	Aroclor 1016	400	273	68	316	79	15	40-145/30
11096-82-5	Aroclor 1260	400	332	83	355	89	7	40-145/30

CAS No.	Surrogate Recoveries	BSP	BSD	Limits
877-09-8	Tetrachloro-m-xylene	69%	75%	45-108%
877-09-8	Tetrachloro-m-xylene	68%	72%	45-108%
2051-24-3	Decachlorobiphenyl	99%	100%	54-121%
2051-24-3	Decachlorobiphenyl	81%	82%	54-121%

6.2.4  
6

# Blank Spike/Blank Spike Duplicate Summary

**Job Number:** C17019  
**Account:** IRISECAO Iris Environmental  
**Project:** Romic Soil Investigation(Romic EPA) - 2081 Bay Road,East Palo Alto,CA

Sample	File ID	DF	Analyzed	By	Prep Date	Prep Batch	Analytical Batch
OP4263-BS	HH15312.D	1	07/21/11	JH	07/19/11	OP4263	GHH526
OP4263-BSD	HH15313.D	1	07/21/11	JH	07/19/11	OP4263	GHH526

The QC reported here applies to the following samples: Method: SW846 8015B M

C17019-1, C17019-9, C17019-12, C17019-15, C17019-16, C17019-17, C17019-18, C17019-19

CAS No.	Compound	Spike mg/kg	BSP mg/kg	BSP %	BSD mg/kg	BSD %	RPD	Limits Rec/RPD
	TPH (C10-C28)	100	73.4	73	68.8	69	6	45-140/30
	TPH (> C28-C40)	100	75.6	76	69.0	69	9	45-140/30

CAS No.	Surrogate Recoveries	BSP	BSD	Limits
630-01-3	Hexacosane	79%	74%	45-140%

6.2.5

6

# Blank Spike/Blank Spike Duplicate Summary

**Job Number:** C17019  
**Account:** IRISECAO Iris Environmental  
**Project:** Romic Soil Investigation(Romic EPA) - 2081 Bay Road,East Palo Alto,CA

Sample	File ID	DF	Analyzed	By	Prep Date	Prep Batch	Analytical Batch
OP4273-BS	HH15322.D	1	07/21/11	JH	07/21/11	OP4273	GHH526
OP4273-BSD	HH15323.D	1	07/21/11	JH	07/21/11	OP4273	GHH526

The QC reported here applies to the following samples: Method: SW846 8015B M

C17019-20, C17019-25, C17019-26, C17019-27, C17019-28, C17019-29, C17019-30

CAS No.	Compound	Spike mg/kg	BSP mg/kg	BSP %	BSD mg/kg	BSD %	RPD	Limits Rec/RPD
	TPH (C10-C28)	100	62.1	62	62.8	63	1	45-140/30
	TPH (> C28-C40)	100	61.0	61	70.1	70	14	45-140/30

CAS No.	Surrogate Recoveries	BSP	BSD	Limits
630-01-3	Hexacosane	67%	74%	45-140%

6.2.6

6

# Matrix Spike/Matrix Spike Duplicate Summary

**Job Number:** C17019  
**Account:** IRISECAO Iris Environmental  
**Project:** Romic Soil Investigation(Romic EPA) - 2081 Bay Road,East Palo Alto,CA

Sample	File ID	DF	Analyzed	By	Prep Date	Prep Batch	Analytical Batch
OP4244-MS	OO22773.D	1	07/27/11	RV	07/16/11	OP4244	G00728
OP4244-MSD	OO22774.D	1	07/27/11	RV	07/16/11	OP4244	G00728
C17018-29	OO22772.D	1	07/27/11	RV	07/16/11	OP4244	G00728

The QC reported here applies to the following samples:

Method: SW846 8081A

C17019-1

CAS No.	Compound	C17018-29 ug/kg	Spike Q	ug/kg	MS ug/kg	MS %	MSD ug/kg	MSD %	RPD	Limits Rec/RPD
309-00-2	Aldrin	ND	99		68.2	69	64.7	65	5	40-140/40
319-84-6	alpha-BHC	ND	99		77.2	78	73.6	74	5	40-140/40
319-85-7	beta-BHC	ND	99		85.9	87	83.6	84	3	40-140/40
319-86-8	delta-BHC	ND	99		95.0	96	92.9	94	2	40-140/40
58-89-9	gamma-BHC (Lindane)	ND	99		79.9	81	76.0	77	5	40-140/40
60-57-1	Dieldrin	ND	99		83.2	84	80.9	82	3	40-145/40
72-54-8	4,4'-DDD	ND	99		93.7	95	91.8	93	2	40-140/40
72-55-9	4,4'-DDE	ND	99		86.7	88	84.6	85	2	40-140/40
50-29-3	4,4'-DDT	ND	99		93.2	94	92.2	93	1	40-140/40
72-20-8	Endrin	ND	99		91.9	93	87.5	88	5	40-145/40
7421-93-4	Endrin aldehyde	ND	99		95.9	97	92.3	93	4	40-140/40
959-98-8	Endosulfan-I	ND	99		90.2	91	84.7	86	6	40-140/40
33213-65-9	Endosulfan-II	ND	99		97.4	98	98.2	99	1	40-140/40
1031-07-8	Endosulfan sulfate	ND	99		100	101	99.0	100	1	40-140/40
76-44-8	Heptachlor	ND	99		76.3	77	75.5	76	1	40-140/40
1024-57-3	Heptachlor epoxide	ND	99		83.3	84	81.7	83	2	40-140/40
72-43-5	Methoxychlor	ND	99		90.4	91	86.3	87	5	40-140/40

CAS No.	Surrogate Recoveries	MS	MSD	C17018-29	Limits
877-09-8	Tetrachloro-m-xylene	66%	63%	48%	35-132%
877-09-8	Tetrachloro-m-xylene	68%	66%	51%	35-132%
2051-24-3	Decachlorobiphenyl	85%	83%	63%	35-132%
2051-24-3	Decachlorobiphenyl	98%	97%	72%	35-132%

# Matrix Spike/Matrix Spike Duplicate Summary

**Job Number:** C17019  
**Account:** IRISECAO Iris Environmental  
**Project:** Romic Soil Investigation(Romic EPA) - 2081 Bay Road,East Palo Alto,CA

Sample	File ID	DF	Analyzed	By	Prep Date	Prep Batch	Analytical Batch
OP4315-MS2	OO22786.D	5	07/27/11	RV	07/27/11	OP4315	G00728
OP4315-MSD2	OO22787.D	5	07/27/11	RV	07/27/11	OP4315	G00728
C17019-28	OO22856.D	1	07/28/11	RV	07/27/11	OP4315	G00730

The QC reported here applies to the following samples: Method: SW846 8081A

C17019-9, C17019-12, C17019-15, C17019-18, C17019-28

CAS No.	Compound	C17019-28 ug/kg	Spike Q	ug/kg	MS ug/kg	MS %	MSD ug/kg	MSD %	RPD	Limits Rec/RPD
309-00-2	Aldrin	ND	100	77.2	77	80.6	81	4	40-140/40	
319-84-6	alpha-BHC	ND	100	73.0	73	77.1	77	5	40-140/40	
319-85-7	beta-BHC	ND	100	106	106	106	106	0	40-140/40	
319-86-8	delta-BHC	ND	100	98.6	99	98.7	99	0	40-140/40	
58-89-9	gamma-BHC (Lindane)	ND	100	79.2	79	82.9	83	5	40-140/40	
60-57-1	Dieldrin	ND	100	84.8	85	86.1	86	2	40-145/40	
72-54-8	4,4'-DDD	ND	100	93.2	93	90.6	91	3	40-140/40	
72-55-9	4,4'-DDE	ND	100	85.1	85	85.0	85	0	40-140/40	
50-29-3	4,4'-DDT	ND	100	74.8	75	70.2	70	6	40-140/40	
72-20-8	Endrin	ND	100	86.7	87	86.7	87	0	40-145/40	
7421-93-4	Endrin aldehyde	ND	100	111	111	115	115	4	40-140/40	
959-98-8	Endosulfan-I	ND	100	98.7	99	99.1	99	0	40-140/40	
33213-65-9	Endosulfan-II	ND	100	108	108	102	102	6	40-140/40	
1031-07-8	Endosulfan sulfate	ND	100	110	110	111	111	1	40-140/40	
76-44-8	Heptachlor	ND	100	89.3	89	92.9	93	4	40-140/40	
1024-57-3	Heptachlor epoxide	ND	100	95.0	95	96.5	97	2	40-140/40	
72-43-5	Methoxychlor	ND	100	90.8	91	109	109	18	40-140/40	

CAS No.	Surrogate Recoveries	MS	MSD	C17019-28	Limits
877-09-8	Tetrachloro-m-xylene	78%	81%	55%	35-132%
877-09-8	Tetrachloro-m-xylene	89%	91%	58%	35-132%
2051-24-3	Decachlorobiphenyl	102%	97%	84%	35-132%
2051-24-3	Decachlorobiphenyl	113%	115%	100%	35-132%

# Matrix Spike/Matrix Spike Duplicate Summary

**Job Number:** C17019  
**Account:** IRISECAO Iris Environmental  
**Project:** Romic Soil Investigation(Romic EPA) - 2081 Bay Road,East Palo Alto,CA

Sample	File ID	DF	Analyzed	By	Prep Date	Prep Batch	Analytical Batch
OP4243-MS	PP20171.D	1	07/19/11	RV	07/16/11	OP4243	GPP687
OP4243-MSD	PP20172.D	1	07/19/11	RV	07/16/11	OP4243	GPP687
C17018-29	PP20166.D	1	07/19/11	RV	07/16/11	OP4243	GPP687

The QC reported here applies to the following samples: Method: SW846 8082

C17019-1

CAS No.	Compound	C17018-29 ug/kg	Spike Q	ug/kg	MS ug/kg	MS %	MSD ug/kg	MSD %	RPD	Limits Rec/RPD
12674-11-2	Aroclor 1016	ND	396	286	72	326	82	13	40-145/40	
11096-82-5	Aroclor 1260	ND	396	336	85	366	92	9	40-145/40	

CAS No.	Surrogate Recoveries	MS	MSD	C17018-29	Limits
877-09-8	Tetrachloro-m-xylene	60%	59%	46%	45-108%
877-09-8	Tetrachloro-m-xylene	56%	55%	46%	45-108%
2051-24-3	Decachlorobiphenyl	96%	97%	85%	54-121%
2051-24-3	Decachlorobiphenyl	82%	85%	84%	54-121%

6.3.3  
6

# Matrix Spike/Matrix Spike Duplicate Summary

**Job Number:** C17019  
**Account:** IRISECAO Iris Environmental  
**Project:** Romic Soil Investigation(Romic EPA) - 2081 Bay Road,East Palo Alto,CA

Sample	File ID	DF	Analyzed	By	Prep Date	Prep Batch	Analytical Batch
OP4257-MS	PP20208.D	1	07/20/11	RV	07/19/11	OP4257	GPP687
OP4257-MSD	PP20209.D	1	07/20/11	RV	07/19/11	OP4257	GPP687
C17019-28	PP20207.D	1	07/20/11	RV	07/19/11	OP4257	GPP687

**The QC reported here applies to the following samples:** **Method:** SW846 8082

C17019-9, C17019-12, C17019-15, C17019-18, C17019-28

CAS No.	Compound	C17019-28 ug/kg	Spike Q	ug/kg	MS ug/kg	MS %	MSD ug/kg	MSD %	RPD	Limits Rec/RPD
12674-11-2	Aroclor 1016	ND	396	283	71	299	75	5	40-145/40	
11096-82-5	Aroclor 1260	ND	396	323	82	362	91	11	40-145/40	

CAS No.	Surrogate Recoveries	MS	MSD	C17019-28	Limits
877-09-8	Tetrachloro-m-xylene	64%	67%	57%	45-108%
877-09-8	Tetrachloro-m-xylene	57%	63%	47%	45-108%
2051-24-3	Decachlorobiphenyl	92%	100%	85%	54-121%
2051-24-3	Decachlorobiphenyl	73%	79%	66%	54-121%

6.3.4  
6



# Matrix Spike/Matrix Spike Duplicate Summary

**Job Number:** C17019  
**Account:** IRISECAO Iris Environmental  
**Project:** Romic Soil Investigation(Romic EPA) - 2081 Bay Road,East Palo Alto,CA

Sample	File ID	DF	Analyzed	By	Prep Date	Prep Batch	Analytical Batch
OP4263-MS	HH15553.D	1	07/27/11	JH	07/19/11	OP4263	GHH531
OP4263-MSD	HH15554.D	1	07/27/11	JH	07/19/11	OP4263	GHH531
C17019-19	HH15342.D	1	07/22/11	JH	07/19/11	OP4263	GHH526

The QC reported here applies to the following samples: Method: SW846 8015B M

C17019-1, C17019-9, C17019-12, C17019-15, C17019-16, C17019-17, C17019-18, C17019-19

CAS No.	Compound	C17019-19 mg/kg	Spike Q	mg/kg	MS mg/kg	MS %	MSD mg/kg	MSD %	RPD	Limits Rec/RPD
	TPH (C10-C28)	ND	98	64.6	66	56.6	58	13		45-140/30
	TPH (> C28-C40)	ND	98	63.3	65	54.8	56	14		45-140/30

CAS No.	Surrogate Recoveries	MS	MSD	C17019-19	Limits
630-01-3	Hexacosane	62%	46%	46%	45-140%

6.3.5

6

## Metals Analysis

---

## QC Data Summaries

---

Includes the following where applicable:

- Method Blank Summaries
- Matrix Spike and Duplicate Summaries
- Blank Spike and Lab Control Sample Summaries
- Serial Dilution Summaries

BLANK RESULTS SUMMARY  
Part 2 - Method Blanks

Login Number: C17019  
Account: IRISECAO - Iris Environmental  
Project: Romic Soil Investigation(Romic EPA) - 2081 Bay Road,East Palo Alto,CA

QC Batch ID: MP3728  
Matrix Type: SOLID

Methods: SW846 6010B  
Units: mg/kg

Prep Date: 07/18/11

Metal	RL	IDL	MDL	MB raw	final
Aluminum	20	1.3	2		
Antimony	2.0	.07	.087	-0.010	<2.0
Arsenic	2.0	.07	.07	-0.010	<2.0
Barium	20	.04	.035	0.30	<20
Beryllium	1.0	.02	.012	-0.020	<1.0
Boron	10	.09	.2		
Cadmium	1.0	.02	.015	-0.010	<1.0
Calcium	500	.71	7.6		
Chromium	1.0	.03	.054	0.11	<1.0
Cobalt	1.0	.02	.022	0.040	<1.0
Copper	2.5	.12	.19	0.19	<2.5
Iron	20	.64	1.6		
Lead	2.0	.07	.054	0.12	<2.0
Magnesium	500	2.7	1.5		
Manganese	1.5	.01	.054		
Molybdenum	2.0	.02	.024	0.010	<2.0
Nickel	1.0	.02	.024	0.030	<1.0
Potassium	1000	1.8	1.3		
Selenium	2.0	.18	.23	-0.050	<2.0
Silicon		.12			
Silver	1.0	.03	.044	0.020	<1.0
Sodium	1000	1.5	4.8		
Strontium	1.0	.02	.017		
Thallium	2.0	.05	.073	0.020	<2.0
Tin	50	.02	.41		
Titanium	1.0	.04	.079		
Vanadium	1.0	.03	.025	0.010	<1.0
Zinc	2.0	.03	.098	0.43	<2.0

Associated samples MP3728: C17019-1, C17019-9, C17019-12, C17019-15, C17019-16, C17019-17, C17019-18, C17019-19, C17019-20, C17019-25, C17019-26, C17019-27, C17019-28, C17019-29, C17019-30

Results < IDL are shown as zero for calculation purposes  
(\* ) Outside of QC limits  
(anr) Analyte not requested

7.1.1  
7

MATRIX SPIKE AND DUPLICATE RESULTS SUMMARY

Login Number: C17019  
 Account: IRISECAO - Iris Environmental  
 Project: Romic Soil Investigation(Romic EPA) - 2081 Bay Road,East Palo Alto,CA

QC Batch ID: MP3728  
 Matrix Type: SOLID

Methods: SW846 6010B  
 Units: mg/kg

Prep Date: 07/18/11

Metal	C17019-9 Original MS		Spike lot MPIR4A	% Rec	QC Limits
Aluminum					
Antimony	0.0	10.3	45.9	22.5N(a)	75-125
Arsenic	3.7	41.1	45.9	81.5	75-125
Barium	84.4	110	45.9	55.8N(a)	75-125
Beryllium	0.71	39.1	45.9	83.7	75-125
Boron					
Cadmium	0.36	39.0	45.9	84.2	75-125
Calcium					
Chromium	33.3	74.9	45.9	90.7	75-125
Cobalt	10.2	56.0	45.9	99.8	75-125
Copper	25.0	79.0	45.9	117.7	75-125
Iron					
Lead	8.3	49.2	45.9	89.2	75-125
Magnesium					
Manganese					
Molybdenum	0.92	36.3	45.9	77.1	75-125
Nickel	29.7	75.2	45.9	99.2	75-125
Potassium					
Selenium	0.0	37.5	45.9	81.8	75-125
Silicon					
Silver	0.0	38.7	45.9	84.4	75-125
Sodium					
Strontium					
Thallium	0.0	29.8	45.9	65.0N(a)	75-125
Tin					
Titanium					
Vanadium	53.5	130	45.9	166.8N(a)	75-125
Zinc	55.7	105	45.9	107.5	75-125

Associated samples MP3728: C17019-1, C17019-9, C17019-12, C17019-15, C17019-16, C17019-17, C17019-18, C17019-19, C17019-20, C17019-25, C17019-26, C17019-27, C17019-28, C17019-29, C17019-30

Results < IDL are shown as zero for calculation purposes  
 (\*) Outside of QC limits  
 (N) Matrix Spike Rec. outside of QC limits  
 (anr) Analyte not requested  
 (a) Spike recovery indicates possible matrix interference.

7.1.2  
 7

MATRIX SPIKE AND DUPLICATE RESULTS SUMMARY

Login Number: C17019  
 Account: IRISECAO - Iris Environmental  
 Project: Romco Soil Investigation(Romco EPA) - 2081 Bay Road,East Palo Alto,CA

QC Batch ID: MP3728  
 Matrix Type: SOLID

Methods: SW846 6010B  
 Units: mg/kg

Prep Date: 07/18/11

Metal	C17019-9 Original	MSD	Spike/lot MPIR4A	% Rec	MSD RPD	QC Limit
Aluminum						
Antimony	0.0	11.6	45.5	25.5N(a)	11.9	20
Arsenic	3.7	42.0	45.5	84.3	2.2	20
Barium	84.4	132	45.5	104.7	18.2	20
Beryllium	0.71	39.4	45.5	85.1	0.8	20
Boron						
Cadmium	0.36	39.2	45.5	85.4	0.5	20
Calcium						
Chromium	33.3	75.1	45.5	92.0	0.3	20
Cobalt	10.2	51.5	45.5	90.9	8.4	20
Copper	25.0	65.0	45.5	88.0	19.4	20
Iron						
Lead	8.3	50.2	45.5	92.2	2.0	20
Magnesium						
Manganese						
Molybdenum	0.92	36.6	45.5	78.5	0.8	20
Nickel	29.7	71.5	45.5	92.0	5.0	20
Potassium						
Selenium	0.0	38.8	45.5	85.4	3.4	20
Silicon						
Silver	0.0	39.9	45.5	87.8	3.1	20
Sodium						
Strontium						
Thallium	0.0	37.1	45.5	81.6	21.8 (b)	20
Tin						
Titanium						
Vanadium	53.5	93.3	45.5	87.6	32.9 (b)	20
Zinc	55.7	96.5	45.5	89.8	8.4	20

Associated samples MP3728: C17019-1, C17019-9, C17019-12, C17019-15, C17019-16, C17019-17, C17019-18, C17019-19, C17019-20, C17019-25, C17019-26, C17019-27, C17019-28, C17019-29, C17019-30

Results < IDL are shown as zero for calculation purposes

(\*) Outside of QC limits

(N) Matrix Spike Rec. outside of QC limits

(anr) Analyte not requested

(a) Spike recovery indicates possible matrix interference.

(b) High RPD indicates possible matrix interference and/or sample nonhomogeneity.

7.1.2  
 7

SPIKE BLANK AND LAB CONTROL SAMPLE SUMMARY

Login Number: C17019  
 Account: IRISECAO - Iris Environmental  
 Project: Romic Soil Investigation(Romic EPA) - 2081 Bay Road,East Palo Alto,CA

QC Batch ID: MP3728  
 Matrix Type: SOLID

Methods: SW846 6010B  
 Units: mg/kg

Prep Date: 07/18/11

Metal	BSP Result	Spikelot MPIR4A	% Rec	QC Limits
Aluminum				
Antimony	46.9	50	93.8	80-120
Arsenic	46.4	50	92.8	80-120
Barium	48.0	50	96.0	80-120
Beryllium	45.4	50	90.8	80-120
Boron				
Cadmium	45.4	50	90.8	80-120
Calcium				
Chromium	51.0	50	102.0	80-120
Cobalt	49.8	50	99.6	80-120
Copper	44.8	50	89.6	80-120
Iron				
Lead	45.8	50	91.6	80-120
Magnesium				
Manganese				
Molybdenum	47.8	50	95.6	80-120
Nickel	45.7	50	91.4	80-120
Potassium				
Selenium	46.8	50	93.6	80-120
Silicon				
Silver	47.6	50	95.2	80-120
Sodium				
Strontium				
Thallium	46.9	50	93.8	80-120
Tin				
Titanium				
Vanadium	47.9	50	95.8	80-120
Zinc	51.9	50	103.8	80-120

Associated samples MP3728: C17019-1, C17019-9, C17019-12, C17019-15, C17019-16, C17019-17, C17019-18, C17019-19, C17019-20, C17019-25, C17019-26, C17019-27, C17019-28, C17019-29, C17019-30

Results < IDL are shown as zero for calculation purposes  
 (\*) Outside of QC limits  
 (anr) Analyte not requested

SERIAL DILUTION RESULTS SUMMARY

Login Number: C17019  
 Account: IRISECAO - Iris Environmental  
 Project: Romic Soil Investigation(Romic EPA) - 2081 Bay Road,East Palo Alto,CA

QC Batch ID: MP3728  
 Matrix Type: SOLID

Methods: SW846 6010B  
 Units: ug/l

Prep Date: 07/18/11

Metal	C17019-9 Original	SDL 1:5	%DIF	QC Limits
Aluminum				
Antimony	0.00	0.00	NC	0-10
Arsenic	40.1	44.0	9.7	0-10
Barium	904	983	8.7	0-10
Beryllium	7.60	7.70	1.3	0-10
Boron				
Cadmium	3.90	3.70	5.1	0-10
Calcium				
Chromium	356	383	7.5	0-10
Cobalt	109	116	6.7	0-10
Copper	268	282	5.3	0-10
Iron				
Lead	89.2	79.9	10.4*(a)	0-10
Magnesium				
Manganese				
Molybdenum	9.80	9.80	0.0	0-10
Nickel	318	304	4.4	0-10
Potassium				
Selenium	0.00	0.00	NC	0-10
Silicon				
Silver	0.00	0.00	NC	0-10
Sodium				
Strontium				
Thallium	0.00	0.00	NC	0-10
Tin				
Titanium				
Vanadium	573	617	7.7	0-10
Zinc	596	615	3.2	0-10

Associated samples MP3728: C17019-1, C17019-9, C17019-12, C17019-15, C17019-16, C17019-17, C17019-18, C17019-19, C17019-20, C17019-25, C17019-26, C17019-27, C17019-28, C17019-29, C17019-30

Results < IDL are shown as zero for calculation purposes  
 (\*) Outside of QC limits  
 (anr) Analyte not requested  
 (a) Serial dilution indicates possible matrix interference.

7.1.4  
 7

BLANK RESULTS SUMMARY  
Part 2 - Method Blanks

Login Number: C17019  
Account: IRISECAO - Iris Environmental  
Project: Romic Soil Investigation(Romic EPA) - 2081 Bay Road,East Palo Alto,CA

QC Batch ID: MP3751  
Matrix Type: SOLID

Methods: SW846 7471A  
Units: mg/kg

Prep Date: 07/21/11

Metal	RL	IDL	MDL	MB	
				raw	final
Mercury	0.042	.0017	.0043	-0.0014	<0.042

Associated samples MP3751: C17019-1, C17019-9, C17019-12, C17019-15, C17019-18, C17019-28

Results < IDL are shown as zero for calculation purposes  
(\* ) Outside of QC limits  
(anr) Analyte not requested

7.2.1  
7



MATRIX SPIKE AND DUPLICATE RESULTS SUMMARY

Login Number: C17019  
 Account: IRISECAO - Iris Environmental  
 Project: Romic Soil Investigation(Romic EPA) - 2081 Bay Road,East Palo Alto,CA

QC Batch ID: MP3751 Methods: SW846 7471A  
 Matrix Type: SOLID Units: mg/kg

Prep Date: 07/21/11

Metal	C17064-1 Original MS	Spike HGPWS1	lot % Rec	QC Limits
-------	-------------------------	-----------------	--------------	--------------

Mercury 0.0061 0.30 0.303 97.0 75-125

Associated samples MP3751: C17019-1, C17019-9, C17019-12, C17019-15, C17019-18, C17019-28

Results < IDL are shown as zero for calculation purposes  
 (\*) Outside of QC limits  
 (N) Matrix Spike Rec. outside of QC limits  
 (anr) Analyte not requested

7.2.2

7

MATRIX SPIKE AND DUPLICATE RESULTS SUMMARY

Login Number: C17019  
 Account: IRISECAO - Iris Environmental  
 Project: Romic Soil Investigation(Romic EPA) - 2081 Bay Road,East Palo Alto,CA

QC Batch ID: MP3751 Methods: SW846 7471A  
 Matrix Type: SOLID Units: mg/kg

Prep Date: 07/21/11

Metal	C17064-1 Original MSD	Spike lot	HGPWS1	% Rec	MSD RPD	QC Limit
Mercury	0.0061	0.30	0.303	97.0	0.0	20

Associated samples MP3751: C17019-1, C17019-9, C17019-12, C17019-15, C17019-18, C17019-28

Results < IDL are shown as zero for calculation purposes  
 (\*) Outside of QC limits  
 (N) Matrix Spike Rec. outside of QC limits  
 (anr) Analyte not requested

7.2.2

7

SPIKE BLANK AND LAB CONTROL SAMPLE SUMMARY

Login Number: C17019  
Account: IRISECAO - Iris Environmental  
Project: Romic Soil Investigation(Romic EPA) - 2081 Bay Road,East Palo Alto,CA

QC Batch ID: MP3751 Methods: SW846 7471A  
Matrix Type: SOLID Units: mg/kg

Prep Date: 07/21/11

Metal	BSP Result	Spikelot HGPWS1	% Rec	QC Limits
Mercury	0.17	0.167	102.0	80-120

Associated samples MP3751: C17019-1, C17019-9, C17019-12, C17019-15, C17019-18, C17019-28

Results < IDL are shown as zero for calculation purposes  
(\* ) Outside of QC limits  
(anr) Analyte not requested

7.2.3

7

## GC/MS Volatiles

---

### QC Data Summaries

(Accutest New Jersey)

---

Includes the following where applicable:

- Method Blank Summaries
- Blank Spike Summaries
- Matrix Spike and Duplicate Summaries

## Method Blank Summary

**Job Number:** C17019

**Account:** ALNCA Accutest Northern California, Inc.

**Project:** IRISECAO: Romic Soil Investigation(Romic EPA) - 2081 Bay Road,East Palo Alto,CA

Sample	File ID	DF	Analyzed	By	Prep Date	Prep Batch	Analytical Batch
VG6582-MB1	G140450.D	1	07/28/11	SJM	n/a	n/a	VG6582

The QC reported here applies to the following samples:

Method: SW846 8260B

C17019-28, C17019-29

CAS No.	Compound	Result	RL	MDL	Units	Q
67-64-1	Acetone	ND	10	6.6	ug/kg	
71-43-2	Benzene	ND	1.0	0.13	ug/kg	
108-86-1	Bromobenzene	ND	5.0	0.20	ug/kg	
74-97-5	Bromochloromethane	ND	5.0	0.52	ug/kg	
75-27-4	Bromodichloromethane	ND	5.0	0.22	ug/kg	
75-25-2	Bromoform	ND	5.0	0.76	ug/kg	
74-83-9	Bromomethane	ND	5.0	0.39	ug/kg	
78-93-3	2-Butanone (MEK)	ND	10	4.3	ug/kg	
104-51-8	n-Butylbenzene	ND	5.0	0.24	ug/kg	
135-98-8	sec-Butylbenzene	ND	5.0	0.16	ug/kg	
98-06-6	tert-Butylbenzene	ND	5.0	0.14	ug/kg	
56-23-5	Carbon tetrachloride	ND	5.0	0.35	ug/kg	
108-90-7	Chlorobenzene	ND	5.0	0.32	ug/kg	
75-00-3	Chloroethane	ND	5.0	0.41	ug/kg	
67-66-3	Chloroform	ND	5.0	0.48	ug/kg	
74-87-3	Chloromethane	ND	5.0	0.62	ug/kg	
95-49-8	o-Chlorotoluene	ND	5.0	0.38	ug/kg	
106-43-4	p-Chlorotoluene	ND	5.0	0.21	ug/kg	
108-20-3	Di-Isopropyl ether	ND	5.0	0.13	ug/kg	
96-12-8	1,2-Dibromo-3-chloropropane	ND	10	1.5	ug/kg	
124-48-1	Dibromochloromethane	ND	5.0	0.17	ug/kg	
106-93-4	1,2-Dibromoethane	ND	1.0	0.24	ug/kg	
95-50-1	1,2-Dichlorobenzene	ND	5.0	0.28	ug/kg	
541-73-1	1,3-Dichlorobenzene	ND	5.0	0.19	ug/kg	
106-46-7	1,4-Dichlorobenzene	ND	5.0	0.17	ug/kg	
75-71-8	Dichlorodifluoromethane	ND	5.0	0.32	ug/kg	
75-34-3	1,1-Dichloroethane	ND	5.0	0.22	ug/kg	
107-06-2	1,2-Dichloroethane	ND	1.0	0.18	ug/kg	
75-35-4	1,1-Dichloroethene	ND	5.0	0.61	ug/kg	
156-59-2	cis-1,2-Dichloroethene	ND	5.0	0.32	ug/kg	
156-60-5	trans-1,2-Dichloroethene	ND	5.0	0.42	ug/kg	
78-87-5	1,2-Dichloropropane	ND	5.0	0.27	ug/kg	
142-28-9	1,3-Dichloropropane	ND	5.0	0.37	ug/kg	
594-20-7	2,2-Dichloropropane	ND	5.0	0.17	ug/kg	
563-58-6	1,1-Dichloropropene	ND	5.0	0.21	ug/kg	
10061-01-5	cis-1,3-Dichloropropene	ND	5.0	0.15	ug/kg	

## Method Blank Summary

**Job Number:** C17019

**Account:** ALNCA Accutest Northern California, Inc.

**Project:** IRISECAO: Romic Soil Investigation(Romic EPA) - 2081 Bay Road,East Palo Alto,CA

Sample	File ID	DF	Analyzed	By	Prep Date	Prep Batch	Analytical Batch
VG6582-MB1	G140450.D	1	07/28/11	SJM	n/a	n/a	VG6582

The QC reported here applies to the following samples:

Method: SW846 8260B

C17019-28, C17019-29

CAS No.	Compound	Result	RL	MDL	Units	Q
10061-02-6	trans-1,3-Dichloropropene	ND	5.0	0.34	ug/kg	
100-41-4	Ethylbenzene	ND	1.0	0.15	ug/kg	
87-68-3	Hexachlorobutadiene	ND	5.0	0.52	ug/kg	
591-78-6	2-Hexanone	ND	5.0	2.5	ug/kg	
98-82-8	Isopropylbenzene	ND	5.0	0.14	ug/kg	
99-87-6	p-Isopropyltoluene	ND	5.0	0.30	ug/kg	
1634-04-4	Methyl Tert Butyl Ether	ND	1.0	0.18	ug/kg	
108-10-1	4-Methyl-2-pentanone(MIBK)	ND	5.0	2.6	ug/kg	
74-95-3	Methylene bromide	ND	5.0	0.57	ug/kg	
75-09-2	Methylene chloride	ND	5.0	0.23	ug/kg	
91-20-3	Naphthalene	ND	5.0	1.1	ug/kg	
103-65-1	n-Propylbenzene	ND	5.0	0.35	ug/kg	
100-42-5	Styrene	ND	5.0	0.19	ug/kg	
75-65-0	Tert Butyl Alcohol	ND	25	5.8	ug/kg	
994-05-8	tert-Amyl Methyl Ether	ND	5.0	0.15	ug/kg	
637-92-3	tert-Butyl Ethyl Ether	ND	5.0	0.14	ug/kg	
630-20-6	1,1,1,2-Tetrachloroethane	ND	5.0	0.18	ug/kg	
79-34-5	1,1,2,2-Tetrachloroethane	ND	5.0	0.18	ug/kg	
127-18-4	Tetrachloroethene	ND	5.0	0.19	ug/kg	
108-88-3	Toluene	ND	1.0	0.38	ug/kg	
87-61-6	1,2,3-Trichlorobenzene	ND	5.0	0.44	ug/kg	
120-82-1	1,2,4-Trichlorobenzene	ND	5.0	0.34	ug/kg	
71-55-6	1,1,1-Trichloroethane	ND	5.0	0.24	ug/kg	
79-00-5	1,1,2-Trichloroethane	ND	5.0	0.43	ug/kg	
79-01-6	Trichloroethene	ND	5.0	0.25	ug/kg	
75-69-4	Trichlorofluoromethane	ND	5.0	0.48	ug/kg	
96-18-4	1,2,3-Trichloropropane	ND	5.0	1.1	ug/kg	
95-63-6	1,2,4-Trimethylbenzene	ND	5.0	1.1	ug/kg	
108-67-8	1,3,5-Trimethylbenzene	ND	5.0	0.13	ug/kg	
75-01-4	Vinyl chloride	ND	5.0	0.46	ug/kg	
1330-20-7	Xylene (total)	ND	1.0	0.18	ug/kg	

CAS No.	Surrogate Recoveries	Limits
1868-53-7	Dibromofluoromethane	100% 67-131%

## Method Blank Summary

**Job Number:** C17019  
**Account:** ALNCA Accutest Northern California, Inc.  
**Project:** IRISECAO: Romic Soil Investigation(Romic EPA) - 2081 Bay Road,East Palo Alto,CA

Sample	File ID	DF	Analyzed	By	Prep Date	Prep Batch	Analytical Batch
VG6582-MB1	G140450.D	1	07/28/11	SJM	n/a	n/a	VG6582

The QC reported here applies to the following samples:

Method: SW846 8260B

C17019-28, C17019-29

CAS No.	Surrogate Recoveries	Limits
17060-07-0	1,2-Dichloroethane-D4	86% 66-130%
2037-26-5	Toluene-D8	98% 76-125%
460-00-4	4-Bromofluorobenzene	103% 53-142%

CAS No.	Tentatively Identified Compounds	R. T.	Est. Conc.	Units	Q
	Total TIC, Volatile		0	ug/kg	

## Method Blank Summary

**Job Number:** C17019

**Account:** ALNCA Accutest Northern California, Inc.

**Project:** IRISECAO: Romic Soil Investigation(Romic EPA) - 2081 Bay Road,East Palo Alto,CA

Sample	File ID	DF	Analyzed	By	Prep Date	Prep Batch	Analytical Batch
V3C3430-MB1	3C77580.D	1	07/28/11	JTP	n/a	n/a	V3C3430

The QC reported here applies to the following samples:

Method: SW846 8260B

C17019-2, C17019-3, C17019-4, C17019-5

CAS No.	Compound	Result	RL	MDL	Units	Q
67-64-1	Acetone	ND	10	6.6	ug/kg	
71-43-2	Benzene	ND	1.0	0.13	ug/kg	
108-86-1	Bromobenzene	ND	5.0	0.20	ug/kg	
74-97-5	Bromochloromethane	ND	5.0	0.52	ug/kg	
75-27-4	Bromodichloromethane	ND	5.0	0.22	ug/kg	
75-25-2	Bromoform	ND	5.0	0.76	ug/kg	
74-83-9	Bromomethane	ND	5.0	0.39	ug/kg	
78-93-3	2-Butanone (MEK)	ND	10	4.3	ug/kg	
104-51-8	n-Butylbenzene	ND	5.0	0.24	ug/kg	
135-98-8	sec-Butylbenzene	ND	5.0	0.16	ug/kg	
98-06-6	tert-Butylbenzene	ND	5.0	0.14	ug/kg	
56-23-5	Carbon tetrachloride	ND	5.0	0.35	ug/kg	
108-90-7	Chlorobenzene	ND	5.0	0.32	ug/kg	
75-00-3	Chloroethane	ND	5.0	0.41	ug/kg	
67-66-3	Chloroform	ND	5.0	0.48	ug/kg	
74-87-3	Chloromethane	ND	5.0	0.62	ug/kg	
95-49-8	o-Chlorotoluene	ND	5.0	0.38	ug/kg	
106-43-4	p-Chlorotoluene	ND	5.0	0.21	ug/kg	
108-20-3	Di-Isopropyl ether	ND	5.0	0.13	ug/kg	
96-12-8	1,2-Dibromo-3-chloropropane	ND	10	1.5	ug/kg	
124-48-1	Dibromochloromethane	ND	5.0	0.17	ug/kg	
106-93-4	1,2-Dibromoethane	ND	1.0	0.24	ug/kg	
95-50-1	1,2-Dichlorobenzene	ND	5.0	0.28	ug/kg	
541-73-1	1,3-Dichlorobenzene	ND	5.0	0.19	ug/kg	
106-46-7	1,4-Dichlorobenzene	ND	5.0	0.17	ug/kg	
75-71-8	Dichlorodifluoromethane	ND	5.0	0.32	ug/kg	
75-34-3	1,1-Dichloroethane	ND	5.0	0.22	ug/kg	
107-06-2	1,2-Dichloroethane	ND	1.0	0.18	ug/kg	
75-35-4	1,1-Dichloroethene	ND	5.0	0.61	ug/kg	
156-59-2	cis-1,2-Dichloroethene	ND	5.0	0.32	ug/kg	
156-60-5	trans-1,2-Dichloroethene	ND	5.0	0.42	ug/kg	
78-87-5	1,2-Dichloropropane	ND	5.0	0.27	ug/kg	
142-28-9	1,3-Dichloropropane	ND	5.0	0.37	ug/kg	
594-20-7	2,2-Dichloropropane	ND	5.0	0.17	ug/kg	
563-58-6	1,1-Dichloropropene	ND	5.0	0.21	ug/kg	
10061-01-5	cis-1,3-Dichloropropene	ND	5.0	0.15	ug/kg	



## Method Blank Summary

**Job Number:** C17019

**Account:** ALNCA Accutest Northern California, Inc.

**Project:** IRISECAO: Romic Soil Investigation(Romic EPA) - 2081 Bay Road,East Palo Alto,CA

Sample	File ID	DF	Analyzed	By	Prep Date	Prep Batch	Analytical Batch
V3C3430-MB1	3C77580.D	1	07/28/11	JTP	n/a	n/a	V3C3430

The QC reported here applies to the following samples:

Method: SW846 8260B

C17019-2, C17019-3, C17019-4, C17019-5

CAS No.	Compound	Result	RL	MDL	Units	Q
10061-02-6	trans-1,3-Dichloropropene	ND	5.0	0.34	ug/kg	
100-41-4	Ethylbenzene	ND	1.0	0.15	ug/kg	
87-68-3	Hexachlorobutadiene	ND	5.0	0.52	ug/kg	
591-78-6	2-Hexanone	ND	5.0	2.5	ug/kg	
98-82-8	Isopropylbenzene	ND	5.0	0.14	ug/kg	
99-87-6	p-Isopropyltoluene	ND	5.0	0.30	ug/kg	
1634-04-4	Methyl Tert Butyl Ether	ND	1.0	0.18	ug/kg	
108-10-1	4-Methyl-2-pentanone(MIBK)	ND	5.0	2.6	ug/kg	
74-95-3	Methylene bromide	ND	5.0	0.57	ug/kg	
75-09-2	Methylene chloride	ND	5.0	0.23	ug/kg	
91-20-3	Naphthalene	ND	5.0	1.1	ug/kg	
103-65-1	n-Propylbenzene	ND	5.0	0.35	ug/kg	
100-42-5	Styrene	ND	5.0	0.19	ug/kg	
75-65-0	Tert Butyl Alcohol	ND	25	5.8	ug/kg	
994-05-8	tert-Amyl Methyl Ether	ND	5.0	0.15	ug/kg	
637-92-3	tert-Butyl Ethyl Ether	ND	5.0	0.14	ug/kg	
630-20-6	1,1,1,2-Tetrachloroethane	ND	5.0	0.18	ug/kg	
79-34-5	1,1,2,2-Tetrachloroethane	ND	5.0	0.18	ug/kg	
127-18-4	Tetrachloroethene	ND	5.0	0.19	ug/kg	
108-88-3	Toluene	ND	1.0	0.38	ug/kg	
87-61-6	1,2,3-Trichlorobenzene	ND	5.0	0.44	ug/kg	
120-82-1	1,2,4-Trichlorobenzene	ND	5.0	0.34	ug/kg	
71-55-6	1,1,1-Trichloroethane	ND	5.0	0.24	ug/kg	
79-00-5	1,1,2-Trichloroethane	ND	5.0	0.43	ug/kg	
79-01-6	Trichloroethene	ND	5.0	0.25	ug/kg	
75-69-4	Trichlorofluoromethane	ND	5.0	0.48	ug/kg	
96-18-4	1,2,3-Trichloropropane	ND	5.0	1.1	ug/kg	
95-63-6	1,2,4-Trimethylbenzene	ND	5.0	1.1	ug/kg	
108-67-8	1,3,5-Trimethylbenzene	ND	5.0	0.13	ug/kg	
75-01-4	Vinyl chloride	ND	5.0	0.46	ug/kg	
1330-20-7	Xylene (total)	ND	1.0	0.18	ug/kg	

CAS No.	Surrogate Recoveries	Limits
1868-53-7	Dibromofluoromethane	98% 67-131%

## Method Blank Summary

**Job Number:** C17019  
**Account:** ALNCA Accutest Northern California, Inc.  
**Project:** IRISECAO: Romic Soil Investigation(Romic EPA) - 2081 Bay Road,East Palo Alto,CA

Sample	File ID	DF	Analyzed	By	Prep Date	Prep Batch	Analytical Batch
V3C3430-MB1	3C77580.D	1	07/28/11	JTP	n/a	n/a	V3C3430

The QC reported here applies to the following samples:

Method: SW846 8260B

C17019-2, C17019-3, C17019-4, C17019-5

CAS No.	Surrogate Recoveries	Limits
17060-07-0	1,2-Dichloroethane-D4	96% 66-130%
2037-26-5	Toluene-D8	107% 76-125%
460-00-4	4-Bromofluorobenzene	98% 53-142%

CAS No.	Tentatively Identified Compounds	R. T.	Est. Conc.	Units	Q
	Total TIC, Volatile		0	ug/kg	

## Method Blank Summary

**Job Number:** C17019

**Account:** ALNCA Accutest Northern California, Inc.

**Project:** IRISECAO: Romic Soil Investigation(Romic EPA) - 2081 Bay Road,East Palo Alto,CA

Sample	File ID	DF	Analyzed	By	Prep Date	Prep Batch	Analytical Batch
V3C3431-MB	3C77596.D	1	07/28/11	JTP	n/a	n/a	V3C3431

The QC reported here applies to the following samples:

Method: SW846 8260B

C17019-6, C17019-12, C17019-13, C17019-14

CAS No.	Compound	Result	RL	MDL	Units	Q
67-64-1	Acetone	ND	10	6.6	ug/kg	
71-43-2	Benzene	ND	1.0	0.13	ug/kg	
108-86-1	Bromobenzene	ND	5.0	0.20	ug/kg	
74-97-5	Bromochloromethane	ND	5.0	0.52	ug/kg	
75-27-4	Bromodichloromethane	ND	5.0	0.22	ug/kg	
75-25-2	Bromoform	ND	5.0	0.76	ug/kg	
74-83-9	Bromomethane	ND	5.0	0.39	ug/kg	
78-93-3	2-Butanone (MEK)	ND	10	4.3	ug/kg	
104-51-8	n-Butylbenzene	ND	5.0	0.24	ug/kg	
135-98-8	sec-Butylbenzene	ND	5.0	0.16	ug/kg	
98-06-6	tert-Butylbenzene	ND	5.0	0.14	ug/kg	
56-23-5	Carbon tetrachloride	ND	5.0	0.35	ug/kg	
108-90-7	Chlorobenzene	ND	5.0	0.32	ug/kg	
75-00-3	Chloroethane	ND	5.0	0.41	ug/kg	
67-66-3	Chloroform	ND	5.0	0.48	ug/kg	
74-87-3	Chloromethane	ND	5.0	0.62	ug/kg	
95-49-8	o-Chlorotoluene	ND	5.0	0.38	ug/kg	
106-43-4	p-Chlorotoluene	ND	5.0	0.21	ug/kg	
108-20-3	Di-Isopropyl ether	ND	5.0	0.13	ug/kg	
96-12-8	1,2-Dibromo-3-chloropropane	ND	10	1.5	ug/kg	
124-48-1	Dibromochloromethane	ND	5.0	0.17	ug/kg	
106-93-4	1,2-Dibromoethane	ND	1.0	0.24	ug/kg	
95-50-1	1,2-Dichlorobenzene	ND	5.0	0.28	ug/kg	
541-73-1	1,3-Dichlorobenzene	ND	5.0	0.19	ug/kg	
106-46-7	1,4-Dichlorobenzene	ND	5.0	0.17	ug/kg	
75-71-8	Dichlorodifluoromethane	ND	5.0	0.32	ug/kg	
75-34-3	1,1-Dichloroethane	ND	5.0	0.22	ug/kg	
107-06-2	1,2-Dichloroethane	ND	1.0	0.18	ug/kg	
75-35-4	1,1-Dichloroethene	ND	5.0	0.61	ug/kg	
156-59-2	cis-1,2-Dichloroethene	ND	5.0	0.32	ug/kg	
156-60-5	trans-1,2-Dichloroethene	ND	5.0	0.42	ug/kg	
78-87-5	1,2-Dichloropropane	ND	5.0	0.27	ug/kg	
142-28-9	1,3-Dichloropropane	ND	5.0	0.37	ug/kg	
594-20-7	2,2-Dichloropropane	ND	5.0	0.17	ug/kg	
563-58-6	1,1-Dichloropropene	ND	5.0	0.21	ug/kg	
10061-01-5	cis-1,3-Dichloropropene	ND	5.0	0.15	ug/kg	

## Method Blank Summary

**Job Number:** C17019

**Account:** ALNCA Accutest Northern California, Inc.

**Project:** IRISECAO: Romic Soil Investigation(Romic EPA) - 2081 Bay Road,East Palo Alto,CA

Sample	File ID	DF	Analyzed	By	Prep Date	Prep Batch	Analytical Batch
V3C3431-MB	3C77596.D	1	07/28/11	JTP	n/a	n/a	V3C3431

The QC reported here applies to the following samples:

Method: SW846 8260B

C17019-6, C17019-12, C17019-13, C17019-14

CAS No.	Compound	Result	RL	MDL	Units	Q
10061-02-6	trans-1,3-Dichloropropene	ND	5.0	0.34	ug/kg	
100-41-4	Ethylbenzene	ND	1.0	0.15	ug/kg	
87-68-3	Hexachlorobutadiene	ND	5.0	0.52	ug/kg	
591-78-6	2-Hexanone	ND	5.0	2.5	ug/kg	
98-82-8	Isopropylbenzene	ND	5.0	0.14	ug/kg	
99-87-6	p-Isopropyltoluene	ND	5.0	0.30	ug/kg	
1634-04-4	Methyl Tert Butyl Ether	ND	1.0	0.18	ug/kg	
108-10-1	4-Methyl-2-pentanone(MIBK)	ND	5.0	2.6	ug/kg	
74-95-3	Methylene bromide	ND	5.0	0.57	ug/kg	
75-09-2	Methylene chloride	ND	5.0	0.23	ug/kg	
91-20-3	Naphthalene	ND	5.0	1.1	ug/kg	
103-65-1	n-Propylbenzene	ND	5.0	0.35	ug/kg	
100-42-5	Styrene	ND	5.0	0.19	ug/kg	
75-65-0	Tert Butyl Alcohol	ND	25	5.8	ug/kg	
994-05-8	tert-Amyl Methyl Ether	ND	5.0	0.15	ug/kg	
637-92-3	tert-Butyl Ethyl Ether	ND	5.0	0.14	ug/kg	
630-20-6	1,1,1,2-Tetrachloroethane	ND	5.0	0.18	ug/kg	
79-34-5	1,1,2,2-Tetrachloroethane	ND	5.0	0.18	ug/kg	
127-18-4	Tetrachloroethene	ND	5.0	0.19	ug/kg	
108-88-3	Toluene	ND	1.0	0.38	ug/kg	
87-61-6	1,2,3-Trichlorobenzene	ND	5.0	0.44	ug/kg	
120-82-1	1,2,4-Trichlorobenzene	ND	5.0	0.34	ug/kg	
71-55-6	1,1,1-Trichloroethane	ND	5.0	0.24	ug/kg	
79-00-5	1,1,2-Trichloroethane	ND	5.0	0.43	ug/kg	
79-01-6	Trichloroethene	ND	5.0	0.25	ug/kg	
75-69-4	Trichlorofluoromethane	ND	5.0	0.48	ug/kg	
96-18-4	1,2,3-Trichloropropane	ND	5.0	1.1	ug/kg	
95-63-6	1,2,4-Trimethylbenzene	ND	5.0	1.1	ug/kg	
108-67-8	1,3,5-Trimethylbenzene	ND	5.0	0.13	ug/kg	
75-01-4	Vinyl chloride	ND	5.0	0.46	ug/kg	
1330-20-7	Xylene (total)	ND	1.0	0.18	ug/kg	

CAS No.	Surrogate Recoveries	Limits
1868-53-7	Dibromofluoromethane	98% 67-131%

## Method Blank Summary

**Job Number:** C17019  
**Account:** ALNCA Accutest Northern California, Inc.  
**Project:** IRISECAO: Romic Soil Investigation(Romic EPA) - 2081 Bay Road,East Palo Alto,CA

Sample	File ID	DF	Analyzed	By	Prep Date	Prep Batch	Analytical Batch
V3C3431-MB	3C77596.D	1	07/28/11	JTP	n/a	n/a	V3C3431

The QC reported here applies to the following samples:

Method: SW846 8260B

C17019-6, C17019-12, C17019-13, C17019-14

CAS No.	Surrogate Recoveries	Limits
17060-07-0	1,2-Dichloroethane-D4	97% 66-130%
2037-26-5	Toluene-D8	106% 76-125%
460-00-4	4-Bromofluorobenzene	96% 53-142%

CAS No.	Tentatively Identified Compounds	R. T.	Est. Conc.	Units	Q
	Total TIC, Volatile		0	ug/kg	

## Method Blank Summary

**Job Number:** C17019

**Account:** ALNCA Accutest Northern California, Inc.

**Project:** IRISECAO: Romic Soil Investigation(Romic EPA) - 2081 Bay Road,East Palo Alto,CA

Sample	File ID	DF	Analyzed	By	Prep Date	Prep Batch	Analytical Batch
VG6583-MB1	G140470.D	1	07/28/11	SJM	n/a	n/a	VG6583

The QC reported here applies to the following samples:

Method: SW846 8260B

C17019-22

CAS No.	Compound	Result	RL	MDL	Units	Q
67-64-1	Acetone	ND	10	6.6	ug/kg	
71-43-2	Benzene	ND	1.0	0.13	ug/kg	
108-86-1	Bromobenzene	ND	5.0	0.20	ug/kg	
74-97-5	Bromochloromethane	ND	5.0	0.52	ug/kg	
75-27-4	Bromodichloromethane	ND	5.0	0.22	ug/kg	
75-25-2	Bromoform	ND	5.0	0.76	ug/kg	
74-83-9	Bromomethane	ND	5.0	0.39	ug/kg	
78-93-3	2-Butanone (MEK)	ND	10	4.3	ug/kg	
104-51-8	n-Butylbenzene	ND	5.0	0.24	ug/kg	
135-98-8	sec-Butylbenzene	ND	5.0	0.16	ug/kg	
98-06-6	tert-Butylbenzene	ND	5.0	0.14	ug/kg	
56-23-5	Carbon tetrachloride	ND	5.0	0.35	ug/kg	
108-90-7	Chlorobenzene	ND	5.0	0.32	ug/kg	
75-00-3	Chloroethane	ND	5.0	0.41	ug/kg	
67-66-3	Chloroform	ND	5.0	0.48	ug/kg	
74-87-3	Chloromethane	ND	5.0	0.62	ug/kg	
95-49-8	o-Chlorotoluene	ND	5.0	0.38	ug/kg	
106-43-4	p-Chlorotoluene	ND	5.0	0.21	ug/kg	
108-20-3	Di-Isopropyl ether	ND	5.0	0.13	ug/kg	
96-12-8	1,2-Dibromo-3-chloropropane	ND	10	1.5	ug/kg	
124-48-1	Dibromochloromethane	ND	5.0	0.17	ug/kg	
106-93-4	1,2-Dibromoethane	ND	1.0	0.24	ug/kg	
95-50-1	1,2-Dichlorobenzene	ND	5.0	0.28	ug/kg	
541-73-1	1,3-Dichlorobenzene	ND	5.0	0.19	ug/kg	
106-46-7	1,4-Dichlorobenzene	ND	5.0	0.17	ug/kg	
75-71-8	Dichlorodifluoromethane	ND	5.0	0.32	ug/kg	
75-34-3	1,1-Dichloroethane	ND	5.0	0.22	ug/kg	
107-06-2	1,2-Dichloroethane	ND	1.0	0.18	ug/kg	
75-35-4	1,1-Dichloroethene	ND	5.0	0.61	ug/kg	
156-59-2	cis-1,2-Dichloroethene	ND	5.0	0.32	ug/kg	
156-60-5	trans-1,2-Dichloroethene	ND	5.0	0.42	ug/kg	
78-87-5	1,2-Dichloropropane	ND	5.0	0.27	ug/kg	
142-28-9	1,3-Dichloropropane	ND	5.0	0.37	ug/kg	
594-20-7	2,2-Dichloropropane	ND	5.0	0.17	ug/kg	
563-58-6	1,1-Dichloropropene	ND	5.0	0.21	ug/kg	
10061-01-5	cis-1,3-Dichloropropene	ND	5.0	0.15	ug/kg	

## Method Blank Summary

**Job Number:** C17019

**Account:** ALNCA Accutest Northern California, Inc.

**Project:** IRISECAO: Romic Soil Investigation(Romic EPA) - 2081 Bay Road,East Palo Alto,CA

Sample	File ID	DF	Analyzed	By	Prep Date	Prep Batch	Analytical Batch
VG6583-MB1	G140470.D	1	07/28/11	SJM	n/a	n/a	VG6583

The QC reported here applies to the following samples:

Method: SW846 8260B

C17019-22

CAS No.	Compound	Result	RL	MDL	Units	Q
10061-02-6	trans-1,3-Dichloropropene	ND	5.0	0.34	ug/kg	
100-41-4	Ethylbenzene	ND	1.0	0.15	ug/kg	
87-68-3	Hexachlorobutadiene	ND	5.0	0.52	ug/kg	
591-78-6	2-Hexanone	ND	5.0	2.5	ug/kg	
98-82-8	Isopropylbenzene	ND	5.0	0.14	ug/kg	
99-87-6	p-Isopropyltoluene	ND	5.0	0.30	ug/kg	
1634-04-4	Methyl Tert Butyl Ether	ND	1.0	0.18	ug/kg	
108-10-1	4-Methyl-2-pentanone(MIBK)	ND	5.0	2.6	ug/kg	
74-95-3	Methylene bromide	ND	5.0	0.57	ug/kg	
75-09-2	Methylene chloride	ND	5.0	0.23	ug/kg	
91-20-3	Naphthalene	ND	5.0	1.1	ug/kg	
103-65-1	n-Propylbenzene	ND	5.0	0.35	ug/kg	
100-42-5	Styrene	ND	5.0	0.19	ug/kg	
75-65-0	Tert Butyl Alcohol	ND	25	5.8	ug/kg	
994-05-8	tert-Amyl Methyl Ether	ND	5.0	0.15	ug/kg	
637-92-3	tert-Butyl Ethyl Ether	ND	5.0	0.14	ug/kg	
630-20-6	1,1,1,2-Tetrachloroethane	ND	5.0	0.18	ug/kg	
79-34-5	1,1,2,2-Tetrachloroethane	ND	5.0	0.18	ug/kg	
127-18-4	Tetrachloroethene	ND	5.0	0.19	ug/kg	
108-88-3	Toluene	ND	1.0	0.38	ug/kg	
87-61-6	1,2,3-Trichlorobenzene	ND	5.0	0.44	ug/kg	
120-82-1	1,2,4-Trichlorobenzene	ND	5.0	0.34	ug/kg	
71-55-6	1,1,1-Trichloroethane	ND	5.0	0.24	ug/kg	
79-00-5	1,1,2-Trichloroethane	ND	5.0	0.43	ug/kg	
79-01-6	Trichloroethene	ND	5.0	0.25	ug/kg	
75-69-4	Trichlorofluoromethane	ND	5.0	0.48	ug/kg	
96-18-4	1,2,3-Trichloropropane	ND	5.0	1.1	ug/kg	
95-63-6	1,2,4-Trimethylbenzene	ND	5.0	1.1	ug/kg	
108-67-8	1,3,5-Trimethylbenzene	ND	5.0	0.13	ug/kg	
75-01-4	Vinyl chloride	ND	5.0	0.46	ug/kg	
1330-20-7	Xylene (total)	ND	1.0	0.18	ug/kg	

CAS No.	Surrogate Recoveries	Limits
1868-53-7	Dibromofluoromethane	94% 67-131%

## Method Blank Summary

**Job Number:** C17019  
**Account:** ALNCA Accutest Northern California, Inc.  
**Project:** IRISECAO: Romic Soil Investigation(Romic EPA) - 2081 Bay Road,East Palo Alto,CA

Sample	File ID	DF	Analyzed	By	Prep Date	Prep Batch	Analytical Batch
VG6583-MB1	G140470.D	1	07/28/11	SJM	n/a	n/a	VG6583

The QC reported here applies to the following samples:

Method: SW846 8260B

C17019-22

CAS No.	Surrogate Recoveries	Limits
17060-07-0	1,2-Dichloroethane-D4	79% 66-130%
2037-26-5	Toluene-D8	97% 76-125%
460-00-4	4-Bromofluorobenzene	99% 53-142%



## Method Blank Summary

**Job Number:** C17019

**Account:** ALNCA Accutest Northern California, Inc.

**Project:** IRISECAO: Romic Soil Investigation(Romic EPA) - 2081 Bay Road,East Palo Alto,CA

Sample	File ID	DF	Analyzed	By	Prep Date	Prep Batch	Analytical Batch
V3A4090-MB	3A95295.D	1	07/29/11	HSS	n/a	n/a	V3A4090

The QC reported here applies to the following samples:

Method: SW846 8260B

C17019-7, C17019-9, C17019-11

CAS No.	Compound	Result	RL	MDL	Units	Q
67-64-1	Acetone	ND	500	330	ug/kg	
71-43-2	Benzene	ND	50	6.7	ug/kg	
108-86-1	Bromobenzene	ND	250	9.8	ug/kg	
74-97-5	Bromochloromethane	ND	250	26	ug/kg	
75-27-4	Bromodichloromethane	ND	250	11	ug/kg	
75-25-2	Bromoform	ND	250	38	ug/kg	
74-83-9	Bromomethane	ND	250	20	ug/kg	
78-93-3	2-Butanone (MEK)	ND	500	220	ug/kg	
104-51-8	n-Butylbenzene	ND	250	12	ug/kg	
135-98-8	sec-Butylbenzene	ND	250	8.0	ug/kg	
98-06-6	tert-Butylbenzene	ND	250	6.9	ug/kg	
56-23-5	Carbon tetrachloride	ND	250	17	ug/kg	
108-90-7	Chlorobenzene	ND	250	16	ug/kg	
75-00-3	Chloroethane	ND	250	20	ug/kg	
67-66-3	Chloroform	ND	250	24	ug/kg	
74-87-3	Chloromethane	ND	250	31	ug/kg	
95-49-8	o-Chlorotoluene	ND	250	19	ug/kg	
106-43-4	p-Chlorotoluene	ND	250	10	ug/kg	
108-20-3	Di-Isopropyl ether	ND	250	6.4	ug/kg	
96-12-8	1,2-Dibromo-3-chloropropane	ND	500	76	ug/kg	
124-48-1	Dibromochloromethane	ND	250	8.4	ug/kg	
106-93-4	1,2-Dibromoethane	ND	50	12	ug/kg	
95-50-1	1,2-Dichlorobenzene	ND	250	14	ug/kg	
541-73-1	1,3-Dichlorobenzene	ND	250	9.6	ug/kg	
106-46-7	1,4-Dichlorobenzene	ND	250	8.5	ug/kg	
75-71-8	Dichlorodifluoromethane	ND	250	16	ug/kg	
75-34-3	1,1-Dichloroethane	ND	250	11	ug/kg	
107-06-2	1,2-Dichloroethane	ND	50	9.1	ug/kg	
75-35-4	1,1-Dichloroethene	ND	250	31	ug/kg	
156-59-2	cis-1,2-Dichloroethene	ND	250	16	ug/kg	
156-60-5	trans-1,2-Dichloroethene	ND	250	21	ug/kg	
78-87-5	1,2-Dichloropropane	ND	250	13	ug/kg	
142-28-9	1,3-Dichloropropane	ND	250	19	ug/kg	
594-20-7	2,2-Dichloropropane	ND	250	8.6	ug/kg	
563-58-6	1,1-Dichloropropene	ND	250	10	ug/kg	
10061-01-5	cis-1,3-Dichloropropene	ND	250	7.6	ug/kg	

## Method Blank Summary

**Job Number:** C17019

**Account:** ALNCA Accutest Northern California, Inc.

**Project:** IRISECAO: Romic Soil Investigation(Romic EPA) - 2081 Bay Road,East Palo Alto,CA

Sample	File ID	DF	Analyzed	By	Prep Date	Prep Batch	Analytical Batch
V3A4090-MB	3A95295.D	1	07/29/11	HSS	n/a	n/a	V3A4090

The QC reported here applies to the following samples:

Method: SW846 8260B

C17019-7, C17019-9, C17019-11

CAS No.	Compound	Result	RL	MDL	Units	Q
10061-02-6	trans-1,3-Dichloropropene	ND	250	17	ug/kg	
100-41-4	Ethylbenzene	ND	50	7.4	ug/kg	
87-68-3	Hexachlorobutadiene	ND	250	26	ug/kg	
591-78-6	2-Hexanone	ND	250	120	ug/kg	
98-82-8	Isopropylbenzene	ND	250	6.9	ug/kg	
99-87-6	p-Isopropyltoluene	ND	250	15	ug/kg	
1634-04-4	Methyl Tert Butyl Ether	ND	50	9.0	ug/kg	
108-10-1	4-Methyl-2-pentanone(MIBK)	ND	250	130	ug/kg	
74-95-3	Methylene bromide	ND	250	28	ug/kg	
75-09-2	Methylene chloride	ND	250	12	ug/kg	
91-20-3	Naphthalene	ND	250	53	ug/kg	
103-65-1	n-Propylbenzene	ND	250	17	ug/kg	
100-42-5	Styrene	ND	250	9.3	ug/kg	
75-65-0	Tert Butyl Alcohol	ND	1300	290	ug/kg	
994-05-8	tert-Amyl Methyl Ether	ND	250	7.5	ug/kg	
637-92-3	tert-Butyl Ethyl Ether	ND	250	7.0	ug/kg	
630-20-6	1,1,1,2-Tetrachloroethane	ND	250	9.2	ug/kg	
79-34-5	1,1,2,2-Tetrachloroethane	ND	250	9.0	ug/kg	
127-18-4	Tetrachloroethene	ND	250	9.6	ug/kg	
108-88-3	Toluene	ND	50	19	ug/kg	
87-61-6	1,2,3-Trichlorobenzene	ND	250	22	ug/kg	
120-82-1	1,2,4-Trichlorobenzene	ND	250	17	ug/kg	
71-55-6	1,1,1-Trichloroethane	ND	250	12	ug/kg	
79-00-5	1,1,2-Trichloroethane	ND	250	22	ug/kg	
79-01-6	Trichloroethene	ND	250	12	ug/kg	
75-69-4	Trichlorofluoromethane	ND	250	24	ug/kg	
96-18-4	1,2,3-Trichloropropane	ND	250	54	ug/kg	
95-63-6	1,2,4-Trimethylbenzene	ND	250	56	ug/kg	
108-67-8	1,3,5-Trimethylbenzene	ND	250	6.4	ug/kg	
75-01-4	Vinyl chloride	ND	250	23	ug/kg	
1330-20-7	Xylene (total)	ND	50	9.2	ug/kg	

CAS No.	Surrogate Recoveries	Limits
1868-53-7	Dibromofluoromethane	98% 67-131%

## Method Blank Summary

**Job Number:** C17019  
**Account:** ALNCA Accutest Northern California, Inc.  
**Project:** IRISECAO: Romic Soil Investigation(Romic EPA) - 2081 Bay Road,East Palo Alto,CA

Sample	File ID	DF	Analyzed	By	Prep Date	Prep Batch	Analytical Batch
V3A4090-MB	3A95295.D	1	07/29/11	HSS	n/a	n/a	V3A4090

The QC reported here applies to the following samples:

Method: SW846 8260B

C17019-7, C17019-9, C17019-11

CAS No.	Surrogate Recoveries	Limits
17060-07-0	1,2-Dichloroethane-D4	97% 66-130%
2037-26-5	Toluene-D8	98% 76-125%
460-00-4	4-Bromofluorobenzene	93% 53-142%

CAS No.	Tentatively Identified Compounds	R. T.	Est. Conc.	Units	Q
	Total TIC, Volatile		0	ug/kg	

## Method Blank Summary

**Job Number:** C17019

**Account:** ALNCA Accutest Northern California, Inc.

**Project:** IRISECAO: Romic Soil Investigation(Romic EPA) - 2081 Bay Road,East Palo Alto,CA

Sample	File ID	DF	Analyzed	By	Prep Date	Prep Batch	Analytical Batch
VE7958-MB	E180649.D	1	07/29/11	OTR	n/a	n/a	VE7958

The QC reported here applies to the following samples:

Method: SW846 8260B

C17019-8, C17019-10, C17019-12, C17019-13, C17019-14, C17019-27

CAS No.	Compound	Result	RL	MDL	Units	Q
67-64-1	Acetone	ND	500	330	ug/kg	
71-43-2	Benzene	ND	50	6.7	ug/kg	
108-86-1	Bromobenzene	ND	250	9.8	ug/kg	
74-97-5	Bromochloromethane	ND	250	26	ug/kg	
75-27-4	Bromodichloromethane	ND	250	11	ug/kg	
75-25-2	Bromoform	ND	250	38	ug/kg	
74-83-9	Bromomethane	ND	250	20	ug/kg	
78-93-3	2-Butanone (MEK)	ND	500	220	ug/kg	
104-51-8	n-Butylbenzene	ND	250	12	ug/kg	
135-98-8	sec-Butylbenzene	ND	250	8.0	ug/kg	
98-06-6	tert-Butylbenzene	ND	250	6.9	ug/kg	
56-23-5	Carbon tetrachloride	ND	250	17	ug/kg	
108-90-7	Chlorobenzene	ND	250	16	ug/kg	
75-00-3	Chloroethane	ND	250	20	ug/kg	
67-66-3	Chloroform	ND	250	24	ug/kg	
74-87-3	Chloromethane	ND	250	31	ug/kg	
95-49-8	o-Chlorotoluene	ND	250	19	ug/kg	
106-43-4	p-Chlorotoluene	ND	250	10	ug/kg	
108-20-3	Di-Isopropyl ether	ND	250	6.4	ug/kg	
96-12-8	1,2-Dibromo-3-chloropropane	ND	500	76	ug/kg	
124-48-1	Dibromochloromethane	ND	250	8.4	ug/kg	
106-93-4	1,2-Dibromoethane	ND	50	12	ug/kg	
95-50-1	1,2-Dichlorobenzene	ND	250	14	ug/kg	
541-73-1	1,3-Dichlorobenzene	ND	250	9.6	ug/kg	
106-46-7	1,4-Dichlorobenzene	ND	250	8.5	ug/kg	
75-71-8	Dichlorodifluoromethane	ND	250	16	ug/kg	
75-34-3	1,1-Dichloroethane	ND	250	11	ug/kg	
107-06-2	1,2-Dichloroethane	ND	50	9.1	ug/kg	
75-35-4	1,1-Dichloroethene	ND	250	31	ug/kg	
156-59-2	cis-1,2-Dichloroethene	ND	250	16	ug/kg	
156-60-5	trans-1,2-Dichloroethene	ND	250	21	ug/kg	
78-87-5	1,2-Dichloropropane	ND	250	13	ug/kg	
142-28-9	1,3-Dichloropropane	ND	250	19	ug/kg	
594-20-7	2,2-Dichloropropane	ND	250	8.6	ug/kg	
563-58-6	1,1-Dichloropropene	ND	250	10	ug/kg	
10061-01-5	cis-1,3-Dichloropropene	ND	250	7.6	ug/kg	

## Method Blank Summary

**Job Number:** C17019

**Account:** ALNCA Accutest Northern California, Inc.

**Project:** IRISECAO: Romic Soil Investigation(Romic EPA) - 2081 Bay Road,East Palo Alto,CA

Sample	File ID	DF	Analyzed	By	Prep Date	Prep Batch	Analytical Batch
VE7958-MB	E180649.D	1	07/29/11	OTR	n/a	n/a	VE7958

The QC reported here applies to the following samples:

Method: SW846 8260B

C17019-8, C17019-10, C17019-12, C17019-13, C17019-14, C17019-27

CAS No.	Compound	Result	RL	MDL	Units	Q
10061-02-6	trans-1,3-Dichloropropene	ND	250	17	ug/kg	
100-41-4	Ethylbenzene	ND	50	7.4	ug/kg	
87-68-3	Hexachlorobutadiene	ND	250	26	ug/kg	
591-78-6	2-Hexanone	ND	250	120	ug/kg	
98-82-8	Isopropylbenzene	ND	250	6.9	ug/kg	
99-87-6	p-Isopropyltoluene	ND	250	15	ug/kg	
1634-04-4	Methyl Tert Butyl Ether	ND	50	9.0	ug/kg	
108-10-1	4-Methyl-2-pentanone(MIBK)	ND	250	130	ug/kg	
74-95-3	Methylene bromide	ND	250	28	ug/kg	
75-09-2	Methylene chloride	ND	250	12	ug/kg	
91-20-3	Naphthalene	ND	250	53	ug/kg	
103-65-1	n-Propylbenzene	ND	250	17	ug/kg	
100-42-5	Styrene	ND	250	9.3	ug/kg	
75-65-0	Tert Butyl Alcohol	ND	1300	290	ug/kg	
994-05-8	tert-Amyl Methyl Ether	ND	250	7.5	ug/kg	
637-92-3	tert-Butyl Ethyl Ether	ND	250	7.0	ug/kg	
630-20-6	1,1,1,2-Tetrachloroethane	ND	250	9.2	ug/kg	
79-34-5	1,1,2,2-Tetrachloroethane	ND	250	9.0	ug/kg	
127-18-4	Tetrachloroethene	ND	250	9.6	ug/kg	
108-88-3	Toluene	ND	50	19	ug/kg	
87-61-6	1,2,3-Trichlorobenzene	ND	250	22	ug/kg	
120-82-1	1,2,4-Trichlorobenzene	ND	250	17	ug/kg	
71-55-6	1,1,1-Trichloroethane	ND	250	12	ug/kg	
79-00-5	1,1,2-Trichloroethane	ND	250	22	ug/kg	
79-01-6	Trichloroethene	ND	250	12	ug/kg	
75-69-4	Trichlorofluoromethane	ND	250	24	ug/kg	
96-18-4	1,2,3-Trichloropropane	ND	250	54	ug/kg	
95-63-6	1,2,4-Trimethylbenzene	ND	250	56	ug/kg	
108-67-8	1,3,5-Trimethylbenzene	ND	250	6.4	ug/kg	
75-01-4	Vinyl chloride	ND	250	23	ug/kg	
1330-20-7	Xylene (total)	ND	50	9.2	ug/kg	

CAS No.	Surrogate Recoveries	Limits
1868-53-7	Dibromofluoromethane	92% 67-131%

## Method Blank Summary

**Job Number:** C17019  
**Account:** ALNCA Accutest Northern California, Inc.  
**Project:** IRISECAO: Romic Soil Investigation(Romic EPA) - 2081 Bay Road,East Palo Alto,CA

Sample	File ID	DF	Analyzed	By	Prep Date	Prep Batch	Analytical Batch
VE7958-MB	E180649.D	1	07/29/11	OTR	n/a	n/a	VE7958

**The QC reported here applies to the following samples:** **Method:** SW846 8260B

C17019-8, C17019-10, C17019-12, C17019-13, C17019-14, C17019-27

CAS No.	Surrogate Recoveries	Limits
17060-07-0	1,2-Dichloroethane-D4	93% 66-130%
2037-26-5	Toluene-D8	92% 76-125%
460-00-4	4-Bromofluorobenzene	92% 53-142%

CAS No.	Tentatively Identified Compounds	R. T.	Est. Conc.	Units	Q
	Total TIC, Volatile		0	ug/kg	

8.1.6  
8

## Method Blank Summary

**Job Number:** C17019

**Account:** ALNCA Accutest Northern California, Inc.

**Project:** IRISECAO: Romic Soil Investigation(Romic EPA) - 2081 Bay Road,East Palo Alto,CA

Sample	File ID	DF	Analyzed	By	Prep Date	Prep Batch	Analytical Batch
VV5018-MB	V117795.D	1	07/29/11	AVM	n/a	n/a	VV5018

The QC reported here applies to the following samples:

Method: SW846 8260B

C17019-16, C17019-17, C17019-18, C17019-19, C17019-20, C17019-21, C17019-30

CAS No.	Compound	Result	RL	MDL	Units	Q
67-64-1	Acetone	ND	10	6.6	ug/kg	
71-43-2	Benzene	ND	1.0	0.13	ug/kg	
108-86-1	Bromobenzene	ND	5.0	0.20	ug/kg	
74-97-5	Bromochloromethane	ND	5.0	0.52	ug/kg	
75-27-4	Bromodichloromethane	ND	5.0	0.22	ug/kg	
75-25-2	Bromoform	ND	5.0	0.76	ug/kg	
74-83-9	Bromomethane	ND	5.0	0.39	ug/kg	
78-93-3	2-Butanone (MEK)	ND	10	4.3	ug/kg	
104-51-8	n-Butylbenzene	ND	5.0	0.24	ug/kg	
135-98-8	sec-Butylbenzene	ND	5.0	0.16	ug/kg	
98-06-6	tert-Butylbenzene	ND	5.0	0.14	ug/kg	
56-23-5	Carbon tetrachloride	ND	5.0	0.35	ug/kg	
108-90-7	Chlorobenzene	ND	5.0	0.32	ug/kg	
75-00-3	Chloroethane	ND	5.0	0.41	ug/kg	
67-66-3	Chloroform	ND	5.0	0.48	ug/kg	
74-87-3	Chloromethane	ND	5.0	0.62	ug/kg	
95-49-8	o-Chlorotoluene	ND	5.0	0.38	ug/kg	
106-43-4	p-Chlorotoluene	ND	5.0	0.21	ug/kg	
108-20-3	Di-Isopropyl ether	ND	5.0	0.13	ug/kg	
96-12-8	1,2-Dibromo-3-chloropropane	ND	10	1.5	ug/kg	
124-48-1	Dibromochloromethane	ND	5.0	0.17	ug/kg	
106-93-4	1,2-Dibromoethane	ND	1.0	0.24	ug/kg	
95-50-1	1,2-Dichlorobenzene	ND	5.0	0.28	ug/kg	
541-73-1	1,3-Dichlorobenzene	ND	5.0	0.19	ug/kg	
106-46-7	1,4-Dichlorobenzene	ND	5.0	0.17	ug/kg	
75-71-8	Dichlorodifluoromethane	ND	5.0	0.32	ug/kg	
75-34-3	1,1-Dichloroethane	ND	5.0	0.22	ug/kg	
107-06-2	1,2-Dichloroethane	ND	1.0	0.18	ug/kg	
75-35-4	1,1-Dichloroethene	ND	5.0	0.61	ug/kg	
156-59-2	cis-1,2-Dichloroethene	ND	5.0	0.32	ug/kg	
156-60-5	trans-1,2-Dichloroethene	ND	5.0	0.42	ug/kg	
78-87-5	1,2-Dichloropropane	ND	5.0	0.27	ug/kg	
142-28-9	1,3-Dichloropropane	ND	5.0	0.37	ug/kg	
594-20-7	2,2-Dichloropropane	ND	5.0	0.17	ug/kg	
563-58-6	1,1-Dichloropropene	ND	5.0	0.21	ug/kg	
10061-01-5	cis-1,3-Dichloropropene	ND	5.0	0.15	ug/kg	

## Method Blank Summary

**Job Number:** C17019

**Account:** ALNCA Accutest Northern California, Inc.

**Project:** IRISECAO: Romic Soil Investigation(Romic EPA) - 2081 Bay Road,East Palo Alto,CA

Sample	File ID	DF	Analyzed	By	Prep Date	Prep Batch	Analytical Batch
VV5018-MB	V117795.D	1	07/29/11	AVM	n/a	n/a	VV5018

The QC reported here applies to the following samples:

Method: SW846 8260B

C17019-16, C17019-17, C17019-18, C17019-19, C17019-20, C17019-21, C17019-30

CAS No.	Compound	Result	RL	MDL	Units	Q
10061-02-6	trans-1,3-Dichloropropene	ND	5.0	0.34	ug/kg	
100-41-4	Ethylbenzene	ND	1.0	0.15	ug/kg	
87-68-3	Hexachlorobutadiene	ND	5.0	0.52	ug/kg	
591-78-6	2-Hexanone	ND	5.0	2.5	ug/kg	
98-82-8	Isopropylbenzene	ND	5.0	0.14	ug/kg	
99-87-6	p-Isopropyltoluene	ND	5.0	0.30	ug/kg	
1634-04-4	Methyl Tert Butyl Ether	ND	1.0	0.18	ug/kg	
108-10-1	4-Methyl-2-pentanone(MIBK)	ND	5.0	2.6	ug/kg	
74-95-3	Methylene bromide	ND	5.0	0.57	ug/kg	
75-09-2	Methylene chloride	ND	5.0	0.23	ug/kg	
91-20-3	Naphthalene	ND	5.0	1.1	ug/kg	
103-65-1	n-Propylbenzene	ND	5.0	0.35	ug/kg	
100-42-5	Styrene	ND	5.0	0.19	ug/kg	
75-65-0	Tert Butyl Alcohol	ND	25	5.8	ug/kg	
994-05-8	tert-Amyl Methyl Ether	ND	5.0	0.15	ug/kg	
637-92-3	tert-Butyl Ethyl Ether	ND	5.0	0.14	ug/kg	
630-20-6	1,1,1,2-Tetrachloroethane	ND	5.0	0.18	ug/kg	
79-34-5	1,1,2,2-Tetrachloroethane	ND	5.0	0.18	ug/kg	
127-18-4	Tetrachloroethene	ND	5.0	0.19	ug/kg	
108-88-3	Toluene	ND	1.0	0.38	ug/kg	
87-61-6	1,2,3-Trichlorobenzene	ND	5.0	0.44	ug/kg	
120-82-1	1,2,4-Trichlorobenzene	ND	5.0	0.34	ug/kg	
71-55-6	1,1,1-Trichloroethane	ND	5.0	0.24	ug/kg	
79-00-5	1,1,2-Trichloroethane	ND	5.0	0.43	ug/kg	
79-01-6	Trichloroethene	ND	5.0	0.25	ug/kg	
75-69-4	Trichlorofluoromethane	ND	5.0	0.48	ug/kg	
96-18-4	1,2,3-Trichloropropane	ND	5.0	1.1	ug/kg	
95-63-6	1,2,4-Trimethylbenzene	ND	5.0	1.1	ug/kg	
108-67-8	1,3,5-Trimethylbenzene	ND	5.0	0.13	ug/kg	
75-01-4	Vinyl chloride	ND	5.0	0.46	ug/kg	
1330-20-7	Xylene (total)	ND	1.0	0.18	ug/kg	

CAS No.	Surrogate Recoveries	Limits
1868-53-7	Dibromofluoromethane	109% 67-131%



## Method Blank Summary

**Job Number:** C17019  
**Account:** ALNCA Accutest Northern California, Inc.  
**Project:** IRISECAO: Romic Soil Investigation(Romic EPA) - 2081 Bay Road,East Palo Alto,CA

Sample	File ID	DF	Analyzed	By	Prep Date	Prep Batch	Analytical Batch
VV5018-MB	V117795.D	1	07/29/11	AVM	n/a	n/a	VV5018

The QC reported here applies to the following samples:

Method: SW846 8260B

C17019-16, C17019-17, C17019-18, C17019-19, C17019-20, C17019-21, C17019-30

CAS No.	Surrogate Recoveries	Limits
17060-07-0	1,2-Dichloroethane-D4	105% 66-130%
2037-26-5	Toluene-D8	106% 76-125%
460-00-4	4-Bromofluorobenzene	100% 53-142%

## Method Blank Summary

**Job Number:** C17019

**Account:** ALNCA Accutest Northern California, Inc.

**Project:** IRISECAO: Romic Soil Investigation(Romic EPA) - 2081 Bay Road,East Palo Alto,CA

Sample	File ID	DF	Analyzed	By	Prep Date	Prep Batch	Analytical Batch
V3C3432-MB	3C77623.D	1	07/29/11	JTP	n/a	n/a	V3C3432

The QC reported here applies to the following samples:

Method: SW846 8260B

C17019-1, C17019-15, C17019-23, C17019-24, C17019-26

CAS No.	Compound	Result	RL	MDL	Units	Q
67-64-1	Acetone	ND	10	6.6	ug/kg	
71-43-2	Benzene	ND	1.0	0.13	ug/kg	
108-86-1	Bromobenzene	ND	5.0	0.20	ug/kg	
74-97-5	Bromochloromethane	ND	5.0	0.52	ug/kg	
75-27-4	Bromodichloromethane	ND	5.0	0.22	ug/kg	
75-25-2	Bromoform	ND	5.0	0.76	ug/kg	
74-83-9	Bromomethane	ND	5.0	0.39	ug/kg	
78-93-3	2-Butanone (MEK)	ND	10	4.3	ug/kg	
104-51-8	n-Butylbenzene	ND	5.0	0.24	ug/kg	
135-98-8	sec-Butylbenzene	ND	5.0	0.16	ug/kg	
98-06-6	tert-Butylbenzene	ND	5.0	0.14	ug/kg	
56-23-5	Carbon tetrachloride	ND	5.0	0.35	ug/kg	
108-90-7	Chlorobenzene	ND	5.0	0.32	ug/kg	
75-00-3	Chloroethane	ND	5.0	0.41	ug/kg	
67-66-3	Chloroform	ND	5.0	0.48	ug/kg	
74-87-3	Chloromethane	ND	5.0	0.62	ug/kg	
95-49-8	o-Chlorotoluene	ND	5.0	0.38	ug/kg	
106-43-4	p-Chlorotoluene	ND	5.0	0.21	ug/kg	
108-20-3	Di-Isopropyl ether	ND	5.0	0.13	ug/kg	
96-12-8	1,2-Dibromo-3-chloropropane	ND	10	1.5	ug/kg	
124-48-1	Dibromochloromethane	ND	5.0	0.17	ug/kg	
106-93-4	1,2-Dibromoethane	ND	1.0	0.24	ug/kg	
95-50-1	1,2-Dichlorobenzene	ND	5.0	0.28	ug/kg	
541-73-1	1,3-Dichlorobenzene	ND	5.0	0.19	ug/kg	
106-46-7	1,4-Dichlorobenzene	ND	5.0	0.17	ug/kg	
75-71-8	Dichlorodifluoromethane	ND	5.0	0.32	ug/kg	
75-34-3	1,1-Dichloroethane	ND	5.0	0.22	ug/kg	
107-06-2	1,2-Dichloroethane	ND	1.0	0.18	ug/kg	
75-35-4	1,1-Dichloroethene	ND	5.0	0.61	ug/kg	
156-59-2	cis-1,2-Dichloroethene	ND	5.0	0.32	ug/kg	
156-60-5	trans-1,2-Dichloroethene	ND	5.0	0.42	ug/kg	
78-87-5	1,2-Dichloropropane	ND	5.0	0.27	ug/kg	
142-28-9	1,3-Dichloropropane	ND	5.0	0.37	ug/kg	
594-20-7	2,2-Dichloropropane	ND	5.0	0.17	ug/kg	
563-58-6	1,1-Dichloropropene	ND	5.0	0.21	ug/kg	
10061-01-5	cis-1,3-Dichloropropene	ND	5.0	0.15	ug/kg	

## Method Blank Summary

**Job Number:** C17019

**Account:** ALNCA Accutest Northern California, Inc.

**Project:** IRISECAO: Romic Soil Investigation(Romic EPA) - 2081 Bay Road,East Palo Alto,CA

Sample	File ID	DF	Analyzed	By	Prep Date	Prep Batch	Analytical Batch
V3C3432-MB	3C77623.D	1	07/29/11	JTP	n/a	n/a	V3C3432

The QC reported here applies to the following samples:

Method: SW846 8260B

C17019-1, C17019-15, C17019-23, C17019-24, C17019-26

CAS No.	Compound	Result	RL	MDL	Units	Q
10061-02-6	trans-1,3-Dichloropropene	ND	5.0	0.34	ug/kg	
100-41-4	Ethylbenzene	ND	1.0	0.15	ug/kg	
87-68-3	Hexachlorobutadiene	ND	5.0	0.52	ug/kg	
591-78-6	2-Hexanone	ND	5.0	2.5	ug/kg	
98-82-8	Isopropylbenzene	ND	5.0	0.14	ug/kg	
99-87-6	p-Isopropyltoluene	ND	5.0	0.30	ug/kg	
1634-04-4	Methyl Tert Butyl Ether	ND	1.0	0.18	ug/kg	
108-10-1	4-Methyl-2-pentanone(MIBK)	ND	5.0	2.6	ug/kg	
74-95-3	Methylene bromide	ND	5.0	0.57	ug/kg	
75-09-2	Methylene chloride	ND	5.0	0.23	ug/kg	
91-20-3	Naphthalene	ND	5.0	1.1	ug/kg	
103-65-1	n-Propylbenzene	ND	5.0	0.35	ug/kg	
100-42-5	Styrene	ND	5.0	0.19	ug/kg	
75-65-0	Tert Butyl Alcohol	ND	25	5.8	ug/kg	
994-05-8	tert-Amyl Methyl Ether	ND	5.0	0.15	ug/kg	
637-92-3	tert-Butyl Ethyl Ether	ND	5.0	0.14	ug/kg	
630-20-6	1,1,1,2-Tetrachloroethane	ND	5.0	0.18	ug/kg	
79-34-5	1,1,2,2-Tetrachloroethane	ND	5.0	0.18	ug/kg	
127-18-4	Tetrachloroethene	ND	5.0	0.19	ug/kg	
108-88-3	Toluene	ND	1.0	0.38	ug/kg	
87-61-6	1,2,3-Trichlorobenzene	ND	5.0	0.44	ug/kg	
120-82-1	1,2,4-Trichlorobenzene	ND	5.0	0.34	ug/kg	
71-55-6	1,1,1-Trichloroethane	ND	5.0	0.24	ug/kg	
79-00-5	1,1,2-Trichloroethane	ND	5.0	0.43	ug/kg	
79-01-6	Trichloroethene	ND	5.0	0.25	ug/kg	
75-69-4	Trichlorofluoromethane	ND	5.0	0.48	ug/kg	
96-18-4	1,2,3-Trichloropropane	ND	5.0	1.1	ug/kg	
95-63-6	1,2,4-Trimethylbenzene	ND	5.0	1.1	ug/kg	
108-67-8	1,3,5-Trimethylbenzene	ND	5.0	0.13	ug/kg	
75-01-4	Vinyl chloride	ND	5.0	0.46	ug/kg	
1330-20-7	Xylene (total)	ND	1.0	0.18	ug/kg	

CAS No.	Surrogate Recoveries	Limits
1868-53-7	Dibromofluoromethane	97% 67-131%

## Method Blank Summary

**Job Number:** C17019  
**Account:** ALNCA Accutest Northern California, Inc.  
**Project:** IRISECAO: Romic Soil Investigation(Romic EPA) - 2081 Bay Road,East Palo Alto,CA

Sample	File ID	DF	Analyzed	By	Prep Date	Prep Batch	Analytical Batch
V3C3432-MB	3C77623.D	1	07/29/11	JTP	n/a	n/a	V3C3432

The QC reported here applies to the following samples:

Method: SW846 8260B

C17019-1, C17019-15, C17019-23, C17019-24, C17019-26

CAS No.	Surrogate Recoveries	Limits
17060-07-0	1,2-Dichloroethane-D4	96% 66-130%
2037-26-5	Toluene-D8	107% 76-125%
460-00-4	4-Bromofluorobenzene	98% 53-142%

# Blank Spike Summary

**Job Number:** C17019

**Account:** ALNCA Accutest Northern California, Inc.

**Project:** IRISECAO: Romic Soil Investigation(Romic EPA) - 2081 Bay Road,East Palo Alto,CA

Sample	File ID	DF	Analyzed	By	Prep Date	Prep Batch	Analytical Batch
VG6582-BS	G140451.D	1	07/28/11	SJM	n/a	n/a	VG6582

The QC reported here applies to the following samples:

Method: SW846 8260B

C17019-28, C17019-29

CAS No.	Compound	Spike ug/kg	BSP ug/kg	BSP %	Limits
67-64-1	Acetone	50	49.9	100	48-154
71-43-2	Benzene	50	46.2	92	76-120
108-86-1	Bromobenzene	50	51.0	102	78-121
74-97-5	Bromochloromethane	50	50.4	101	80-130
75-27-4	Bromodichloromethane	50	50.8	102	80-139
75-25-2	Bromoform	50	46.2	92	71-144
74-83-9	Bromomethane	50	59.0	118	56-142
78-93-3	2-Butanone (MEK)	50	37.4	75	61-141
104-51-8	n-Butylbenzene	50	58.6	117	70-131
135-98-8	sec-Butylbenzene	50	50.9	102	71-126
98-06-6	tert-Butylbenzene	50	50.3	101	73-127
56-23-5	Carbon tetrachloride	50	49.2	98	64-156
108-90-7	Chlorobenzene	50	54.0	108	80-121
75-00-3	Chloroethane	50	53.5	107	57-138
67-66-3	Chloroform	50	51.5	103	77-130
74-87-3	Chloromethane	50	52.3	105	53-131
95-49-8	o-Chlorotoluene	50	51.6	103	75-125
106-43-4	p-Chlorotoluene	50	42.5	85	71-120
108-20-3	Di-Isopropyl ether	50	43.0	86	65-129
96-12-8	1,2-Dibromo-3-chloropropane	50	46.3	93	63-141
124-48-1	Dibromochloromethane	50	49.4	99	74-138
106-93-4	1,2-Dibromoethane	50	46.4	93	80-127
95-50-1	1,2-Dichlorobenzene	50	54.3	109	77-121
541-73-1	1,3-Dichlorobenzene	50	54.0	108	77-122
106-46-7	1,4-Dichlorobenzene	50	51.6	103	74-117
75-71-8	Dichlorodifluoromethane	50	57.1	114	36-149
75-34-3	1,1-Dichloroethane	50	50.2	100	75-129
107-06-2	1,2-Dichloroethane	50	45.0	90	70-145
75-35-4	1,1-Dichloroethene	50	49.6	99	70-128
156-59-2	cis-1,2-Dichloroethene	50	49.0	98	76-135
156-60-5	trans-1,2-Dichloroethene	50	52.3	105	68-124
78-87-5	1,2-Dichloropropane	50	45.6	91	79-122
142-28-9	1,3-Dichloropropane	50	46.6	93	79-124
594-20-7	2,2-Dichloropropane	50	50.1	100	54-148
563-58-6	1,1-Dichloropropene	50	46.8	94	74-131
10061-01-5	cis-1,3-Dichloropropene	50	47.7	95	80-127

# Blank Spike Summary

**Job Number:** C17019

**Account:** ALNCA Accutest Northern California, Inc.

**Project:** IRISECAO: Romic Soil Investigation(Romic EPA) - 2081 Bay Road,East Palo Alto,CA

Sample	File ID	DF	Analyzed	By	Prep Date	Prep Batch	Analytical Batch
VG6582-BS	G140451.D	1	07/28/11	SJM	n/a	n/a	VG6582

The QC reported here applies to the following samples:

Method: SW846 8260B

C17019-28, C17019-29

CAS No.	Compound	Spike ug/kg	BSP ug/kg	BSP %	Limits
10061-02-6	trans-1,3-Dichloropropene	50	48.2	96	79-133
100-41-4	Ethylbenzene	50	48.9	98	75-125
87-68-3	Hexachlorobutadiene	50	46.6	93	63-139
591-78-6	2-Hexanone	50	42.5	85	61-142
98-82-8	Isopropylbenzene	50	51.4	103	67-126
99-87-6	p-Isopropyltoluene	50	56.4	113	73-131
1634-04-4	Methyl Tert Butyl Ether	100	95.0	95	72-126
108-10-1	4-Methyl-2-pentanone(MIBK)	50	42.1	84	69-135
74-95-3	Methylene bromide	50	46.7	93	82-131
75-09-2	Methylene chloride	50	50.4	101	71-124
91-20-3	Naphthalene	50	51.7	103	59-134
103-65-1	n-Propylbenzene	50	51.5	103	70-123
100-42-5	Styrene	50	53.4	107	77-128
75-65-0	Tert Butyl Alcohol	250	275	110	65-137
994-05-8	tert-Amyl Methyl Ether	50	49.1	98	69-125
637-92-3	tert-Butyl Ethyl Ether	50	46.4	93	69-128
630-20-6	1,1,1,2-Tetrachloroethane	50	51.5	103	79-134
79-34-5	1,1,2,2-Tetrachloroethane	50	46.4	93	71-122
127-18-4	Tetrachloroethene	50	53.4	107	70-137
108-88-3	Toluene	50	52.3	105	77-124
87-61-6	1,2,3-Trichlorobenzene	50	52.6	105	67-134
120-82-1	1,2,4-Trichlorobenzene	50	54.2	108	70-132
71-55-6	1,1,1-Trichloroethane	50	51.9	104	70-144
79-00-5	1,1,2-Trichloroethane	50	48.9	98	81-127
79-01-6	Trichloroethene	50	50.9	102	80-129
75-69-4	Trichlorofluoromethane	50	56.3	113	59-149
96-18-4	1,2,3-Trichloropropane	50	45.8	92	74-133
95-63-6	1,2,4-Trimethylbenzene	50	51.8	104	73-122
108-67-8	1,3,5-Trimethylbenzene	50	51.5	103	71-121
75-01-4	Vinyl chloride	50	55.5	111	59-134
1330-20-7	Xylene (total)	150	157	105	78-124

CAS No.	Surrogate Recoveries	BSP	Limits
1868-53-7	Dibromofluoromethane	102%	67-131%

8.2.1  
8

# Blank Spike Summary

**Job Number:** C17019  
**Account:** ALNCA Accutest Northern California, Inc.  
**Project:** IRISECAO: Romic Soil Investigation(Romic EPA) - 2081 Bay Road,East Palo Alto,CA

Sample	File ID	DF	Analyzed	By	Prep Date	Prep Batch	Analytical Batch
VG6582-BS	G140451.D	1	07/28/11	SJM	n/a	n/a	VG6582

The QC reported here applies to the following samples:

Method: SW846 8260B

C17019-28, C17019-29

CAS No.	Surrogate Recoveries	BSP	Limits
17060-07-0	1,2-Dichloroethane-D4	89%	66-130%
2037-26-5	Toluene-D8	100%	76-125%
460-00-4	4-Bromofluorobenzene	100%	53-142%

# Blank Spike Summary

**Job Number:** C17019

**Account:** ALNCA Accutest Northern California, Inc.

**Project:** IRISECAO: Romic Soil Investigation(Romic EPA) - 2081 Bay Road,East Palo Alto,CA

Sample	File ID	DF	Analyzed	By	Prep Date	Prep Batch	Analytical Batch
V3C3430-BS	3C77581.D	1	07/28/11	JTP	n/a	n/a	V3C3430

The QC reported here applies to the following samples:

Method: SW846 8260B

C17019-2, C17019-3, C17019-4, C17019-5

CAS No.	Compound	Spike ug/kg	BSP ug/kg	BSP %	Limits
67-64-1	Acetone	50	65.6	131	48-154
71-43-2	Benzene	50	50.6	101	76-120
108-86-1	Bromobenzene	50	49.2	98	78-121
74-97-5	Bromochloromethane	50	53.3	107	80-130
75-27-4	Bromodichloromethane	50	54.6	109	80-139
75-25-2	Bromoform	50	54.3	109	71-144
74-83-9	Bromomethane	50	47.4	95	56-142
78-93-3	2-Butanone (MEK)	50	61.5	123	61-141
104-51-8	n-Butylbenzene	50	54.0	108	70-131
135-98-8	sec-Butylbenzene	50	53.4	107	71-126
98-06-6	tert-Butylbenzene	50	53.1	106	73-127
56-23-5	Carbon tetrachloride	50	56.3	113	64-156
108-90-7	Chlorobenzene	50	50.0	100	80-121
75-00-3	Chloroethane	50	49.9	100	57-138
67-66-3	Chloroform	50	54.0	108	77-130
74-87-3	Chloromethane	50	49.2	98	53-131
95-49-8	o-Chlorotoluene	50	49.6	99	75-125
106-43-4	p-Chlorotoluene	50	48.9	98	71-120
108-20-3	Di-Isopropyl ether	50	55.7	111	65-129
96-12-8	1,2-Dibromo-3-chloropropane	50	57.2	114	63-141
124-48-1	Dibromochloromethane	50	54.2	108	74-138
106-93-4	1,2-Dibromoethane	50	52.9	106	80-127
95-50-1	1,2-Dichlorobenzene	50	47.2	94	77-121
541-73-1	1,3-Dichlorobenzene	50	49.9	100	77-122
106-46-7	1,4-Dichlorobenzene	50	45.4	91	74-117
75-71-8	Dichlorodifluoromethane	50	52.5	105	36-149
75-34-3	1,1-Dichloroethane	50	56.1	112	75-129
107-06-2	1,2-Dichloroethane	50	56.0	112	70-145
75-35-4	1,1-Dichloroethene	50	52.1	104	70-128
156-59-2	cis-1,2-Dichloroethene	50	49.0	98	76-135
156-60-5	trans-1,2-Dichloroethene	50	51.3	103	68-124
78-87-5	1,2-Dichloropropane	50	49.0	98	79-122
142-28-9	1,3-Dichloropropane	50	54.2	108	79-124
594-20-7	2,2-Dichloropropane	50	55.2	110	54-148
563-58-6	1,1-Dichloropropene	50	56.4	113	74-131
10061-01-5	cis-1,3-Dichloropropene	50	53.0	106	80-127



# Blank Spike Summary

**Job Number:** C17019  
**Account:** ALNCA Accutest Northern California, Inc.  
**Project:** IRISECAO: Romic Soil Investigation(Romic EPA) - 2081 Bay Road,East Palo Alto,CA

Sample	File ID	DF	Analyzed	By	Prep Date	Prep Batch	Analytical Batch
V3C3430-BS	3C77581.D	1	07/28/11	JTP	n/a	n/a	V3C3430

**The QC reported here applies to the following samples:** **Method:** SW846 8260B

C17019-2, C17019-3, C17019-4, C17019-5

CAS No.	Compound	Spike ug/kg	BSP ug/kg	BSP %	Limits
10061-02-6	trans-1,3-Dichloropropene	50	54.8	110	79-133
100-41-4	Ethylbenzene	50	53.0	106	75-125
87-68-3	Hexachlorobutadiene	50	53.0	106	63-139
591-78-6	2-Hexanone	50	57.8	116	61-142
98-82-8	Isopropylbenzene	50	51.3	103	67-126
99-87-6	p-Isopropyltoluene	50	53.2	106	73-131
1634-04-4	Methyl Tert Butyl Ether	100	108	108	72-126
108-10-1	4-Methyl-2-pentanone(MIBK)	50	56.5	113	69-135
74-95-3	Methylene bromide	50	53.4	107	82-131
75-09-2	Methylene chloride	50	51.8	104	71-124
91-20-3	Naphthalene	50	54.1	108	59-134
103-65-1	n-Propylbenzene	50	54.0	108	70-123
100-42-5	Styrene	50	51.0	102	77-128
75-65-0	Tert Butyl Alcohol	250	232	93	65-137
994-05-8	tert-Amyl Methyl Ether	50	55.2	110	69-125
637-92-3	tert-Butyl Ethyl Ether	50	56.7	113	69-128
630-20-6	1,1,1,2-Tetrachloroethane	50	51.7	103	79-134
79-34-5	1,1,2,2-Tetrachloroethane	50	52.1	104	71-122
127-18-4	Tetrachloroethene	50	53.8	108	70-137
108-88-3	Toluene	50	51.2	102	77-124
87-61-6	1,2,3-Trichlorobenzene	50	52.1	104	67-134
120-82-1	1,2,4-Trichlorobenzene	50	51.2	102	70-132
71-55-6	1,1,1-Trichloroethane	50	55.9	112	70-144
79-00-5	1,1,2-Trichloroethane	50	54.0	108	81-127
79-01-6	Trichloroethene	50	54.0	108	80-129
75-69-4	Trichlorofluoromethane	50	57.0	114	59-149
96-18-4	1,2,3-Trichloropropane	50	53.3	107	74-133
95-63-6	1,2,4-Trimethylbenzene	50	49.5	99	73-122
108-67-8	1,3,5-Trimethylbenzene	50	49.9	100	71-121
75-01-4	Vinyl chloride	50	51.0	102	59-134
1330-20-7	Xylene (total)	150	152	101	78-124

CAS No.	Surrogate Recoveries	BSP	Limits
1868-53-7	Dibromofluoromethane	100%	67-131%

8.2.2  
8

# Blank Spike Summary

**Job Number:** C17019  
**Account:** ALNCA Accutest Northern California, Inc.  
**Project:** IRISECAO: Romic Soil Investigation(Romic EPA) - 2081 Bay Road,East Palo Alto,CA

Sample	File ID	DF	Analyzed	By	Prep Date	Prep Batch	Analytical Batch
V3C3430-BS	3C77581.D	1	07/28/11	JTP	n/a	n/a	V3C3430

The QC reported here applies to the following samples:

Method: SW846 8260B

C17019-2, C17019-3, C17019-4, C17019-5

CAS No.	Surrogate Recoveries	BSP	Limits
17060-07-0	1,2-Dichloroethane-D4	99%	66-130%
2037-26-5	Toluene-D8	109%	76-125%
460-00-4	4-Bromofluorobenzene	96%	53-142%

# Blank Spike Summary

**Job Number:** C17019

**Account:** ALNCA Accutest Northern California, Inc.

**Project:** IRISECAO: Romic Soil Investigation(Romic EPA) - 2081 Bay Road,East Palo Alto,CA

Sample	File ID	DF	Analyzed	By	Prep Date	Prep Batch	Analytical Batch
V3C3431-BS	3C77597.D	1	07/28/11	JTP	n/a	n/a	V3C3431

The QC reported here applies to the following samples:

Method: SW846 8260B

C17019-6, C17019-12, C17019-13, C17019-14

CAS No.	Compound	Spike ug/kg	BSP ug/kg	BSP %	Limits
67-64-1	Acetone	50	54.1	108	48-154
71-43-2	Benzene	50	50.2	100	76-120
108-86-1	Bromobenzene	50	49.0	98	78-121
74-97-5	Bromochloromethane	50	50.5	101	80-130
75-27-4	Bromodichloromethane	50	52.4	105	80-139
75-25-2	Bromoform	50	50.8	102	71-144
74-83-9	Bromomethane	50	46.4	93	56-142
78-93-3	2-Butanone (MEK)	50	53.7	107	61-141
104-51-8	n-Butylbenzene	50	52.3	105	70-131
135-98-8	sec-Butylbenzene	50	52.0	104	71-126
98-06-6	tert-Butylbenzene	50	51.9	104	73-127
56-23-5	Carbon tetrachloride	50	54.3	109	64-156
108-90-7	Chlorobenzene	50	50.5	101	80-121
75-00-3	Chloroethane	50	48.0	96	57-138
67-66-3	Chloroform	50	51.6	103	77-130
74-87-3	Chloromethane	50	50.0	100	53-131
95-49-8	o-Chlorotoluene	50	48.7	97	75-125
106-43-4	p-Chlorotoluene	50	49.5	99	71-120
108-20-3	Di-Isopropyl ether	50	53.0	106	65-129
96-12-8	1,2-Dibromo-3-chloropropane	50	50.4	101	63-141
124-48-1	Dibromochloromethane	50	52.3	105	74-138
106-93-4	1,2-Dibromoethane	50	51.4	103	80-127
95-50-1	1,2-Dichlorobenzene	50	46.3	93	77-121
541-73-1	1,3-Dichlorobenzene	50	49.6	99	77-122
106-46-7	1,4-Dichlorobenzene	50	44.4	89	74-117
75-71-8	Dichlorodifluoromethane	50	47.6	95	36-149
75-34-3	1,1-Dichloroethane	50	53.4	107	75-129
107-06-2	1,2-Dichloroethane	50	53.7	107	70-145
75-35-4	1,1-Dichloroethene	50	50.0	100	70-128
156-59-2	cis-1,2-Dichloroethene	50	47.7	95	76-135
156-60-5	trans-1,2-Dichloroethene	50	48.9	98	68-124
78-87-5	1,2-Dichloropropane	50	47.9	96	79-122
142-28-9	1,3-Dichloropropane	50	52.2	104	79-124
594-20-7	2,2-Dichloropropane	50	48.0	96	54-148
563-58-6	1,1-Dichloropropene	50	54.4	109	74-131
10061-01-5	cis-1,3-Dichloropropene	50	49.9	100	80-127

8.2.3  
8

# Blank Spike Summary

**Job Number:** C17019

**Account:** ALNCA Accutest Northern California, Inc.

**Project:** IRISECAO: Romic Soil Investigation(Romic EPA) - 2081 Bay Road,East Palo Alto,CA

Sample	File ID	DF	Analyzed	By	Prep Date	Prep Batch	Analytical Batch
V3C3431-BS	3C77597.D	1	07/28/11	JTP	n/a	n/a	V3C3431

The QC reported here applies to the following samples:

Method: SW846 8260B

C17019-6, C17019-12, C17019-13, C17019-14

CAS No.	Compound	Spike ug/kg	BSP ug/kg	BSP %	Limits
10061-02-6	trans-1,3-Dichloropropene	50	51.3	103	79-133
100-41-4	Ethylbenzene	50	52.7	105	75-125
87-68-3	Hexachlorobutadiene	50	49.5	99	63-139
591-78-6	2-Hexanone	50	49.7	99	61-142
98-82-8	Isopropylbenzene	50	50.3	101	67-126
99-87-6	p-Isopropyltoluene	50	51.8	104	73-131
1634-04-4	Methyl Tert Butyl Ether	100	99.0	99	72-126
108-10-1	4-Methyl-2-pentanone(MIBK)	50	50.3	101	69-135
74-95-3	Methylene bromide	50	50.7	101	82-131
75-09-2	Methylene chloride	50	49.0	98	71-124
91-20-3	Naphthalene	50	49.8	100	59-134
103-65-1	n-Propylbenzene	50	52.7	105	70-123
100-42-5	Styrene	50	51.2	102	77-128
75-65-0	Tert Butyl Alcohol	250	232	93	65-137
994-05-8	tert-Amyl Methyl Ether	50	51.0	102	69-125
637-92-3	tert-Butyl Ethyl Ether	50	53.1	106	69-128
630-20-6	1,1,1,2-Tetrachloroethane	50	51.7	103	79-134
79-34-5	1,1,2,2-Tetrachloroethane	50	46.4	93	71-122
127-18-4	Tetrachloroethene	50	54.0	108	70-137
108-88-3	Toluene	50	50.7	101	77-124
87-61-6	1,2,3-Trichlorobenzene	50	47.8	96	67-134
120-82-1	1,2,4-Trichlorobenzene	50	48.4	97	70-132
71-55-6	1,1,1-Trichloroethane	50	52.7	105	70-144
79-00-5	1,1,2-Trichloroethane	50	51.6	103	81-127
79-01-6	Trichloroethene	50	53.0	106	80-129
75-69-4	Trichlorofluoromethane	50	52.8	106	59-149
96-18-4	1,2,3-Trichloropropane	50	49.6	99	74-133
95-63-6	1,2,4-Trimethylbenzene	50	48.6	97	73-122
108-67-8	1,3,5-Trimethylbenzene	50	48.9	98	71-121
75-01-4	Vinyl chloride	50	50.2	100	59-134
1330-20-7	Xylene (total)	150	151	101	78-124

CAS No.	Surrogate Recoveries	BSP	Limits
1868-53-7	Dibromofluoromethane	96%	67-131%

8.2.3  
8

# Blank Spike Summary

**Job Number:** C17019  
**Account:** ALNCA Accutest Northern California, Inc.  
**Project:** IRISECAO: Romic Soil Investigation(Romic EPA) - 2081 Bay Road,East Palo Alto,CA

Sample	File ID	DF	Analyzed	By	Prep Date	Prep Batch	Analytical Batch
V3C3431-BS	3C77597.D	1	07/28/11	JTP	n/a	n/a	V3C3431

The QC reported here applies to the following samples:

Method: SW846 8260B

C17019-6, C17019-12, C17019-13, C17019-14

CAS No.	Surrogate Recoveries	BSP	Limits
17060-07-0	1,2-Dichloroethane-D4	89%	66-130%
2037-26-5	Toluene-D8	110%	76-125%
460-00-4	4-Bromofluorobenzene	95%	53-142%

# Blank Spike Summary

**Job Number:** C17019

**Account:** ALNCA Accutest Northern California, Inc.

**Project:** IRISECAO: Romic Soil Investigation(Romic EPA) - 2081 Bay Road,East Palo Alto,CA

Sample	File ID	DF	Analyzed	By	Prep Date	Prep Batch	Analytical Batch
VG6583-BS	G140471.D	1	07/29/11	SJM	n/a	n/a	VG6583

The QC reported here applies to the following samples:

Method: SW846 8260B

C17019-22

CAS No.	Compound	Spike ug/kg	BSP ug/kg	BSP %	Limits
67-64-1	Acetone	50	50.0	100	48-154
71-43-2	Benzene	50	46.5	93	76-120
108-86-1	Bromobenzene	50	52.9	106	78-121
74-97-5	Bromochloromethane	50	52.9	106	80-130
75-27-4	Bromodichloromethane	50	52.7	105	80-139
75-25-2	Bromoform	50	55.5	111	71-144
74-83-9	Bromomethane	50	58.5	117	56-142
78-93-3	2-Butanone (MEK)	50	38.8	78	61-141
104-51-8	n-Butylbenzene	50	47.9	96	70-131
135-98-8	sec-Butylbenzene	50	47.5	95	71-126
98-06-6	tert-Butylbenzene	50	49.9	100	73-127
56-23-5	Carbon tetrachloride	50	50.2	100	64-156
108-90-7	Chlorobenzene	50	55.8	112	80-121
75-00-3	Chloroethane	50	50.0	100	57-138
67-66-3	Chloroform	50	49.8	100	77-130
74-87-3	Chloromethane	50	47.2	94	53-131
95-49-8	o-Chlorotoluene	50	51.2	102	75-125
106-43-4	p-Chlorotoluene	50	47.1	94	71-120
108-20-3	Di-Isopropyl ether	50	42.7	85	65-129
96-12-8	1,2-Dibromo-3-chloropropane	50	47.2	94	63-141
124-48-1	Dibromochloromethane	50	56.1	112	74-138
106-93-4	1,2-Dibromoethane	50	52.5	105	80-127
95-50-1	1,2-Dichlorobenzene	50	56.6	113	77-121
541-73-1	1,3-Dichlorobenzene	50	52.7	105	77-122
106-46-7	1,4-Dichlorobenzene	50	50.2	100	74-117
75-71-8	Dichlorodifluoromethane	50	48.5	97	36-149
75-34-3	1,1-Dichloroethane	50	46.8	94	75-129
107-06-2	1,2-Dichloroethane	50	47.3	95	70-145
75-35-4	1,1-Dichloroethene	50	47.2	94	70-128
156-59-2	cis-1,2-Dichloroethene	50	49.5	99	76-135
156-60-5	trans-1,2-Dichloroethene	50	50.8	102	68-124
78-87-5	1,2-Dichloropropane	50	45.9	92	79-122
142-28-9	1,3-Dichloropropane	50	50.7	101	79-124
594-20-7	2,2-Dichloropropane	50	44.7	89	54-148
563-58-6	1,1-Dichloropropene	50	44.4	89	74-131
10061-01-5	cis-1,3-Dichloropropene	50	48.4	97	80-127

# Blank Spike Summary

**Job Number:** C17019

**Account:** ALNCA Accutest Northern California, Inc.

**Project:** IRISECAO: Romic Soil Investigation(Romic EPA) - 2081 Bay Road,East Palo Alto,CA

Sample	File ID	DF	Analyzed	By	Prep Date	Prep Batch	Analytical Batch
VG6583-BS	G140471.D	1	07/29/11	SJM	n/a	n/a	VG6583

The QC reported here applies to the following samples:

Method: SW846 8260B

C17019-22

CAS No.	Compound	Spike ug/kg	BSP ug/kg	BSP %	Limits
10061-02-6	trans-1,3-Dichloropropene	50	48.6	97	79-133
100-41-4	Ethylbenzene	50	51.4	103	75-125
87-68-3	Hexachlorobutadiene	50	45.6	91	63-139
591-78-6	2-Hexanone	50	45.6	91	61-142
98-82-8	Isopropylbenzene	50	49.5	99	67-126
99-87-6	p-Isopropyltoluene	50	52.5	105	73-131
1634-04-4	Methyl Tert Butyl Ether	100	97.8	98	72-126
108-10-1	4-Methyl-2-pentanone(MIBK)	50	46.6	93	69-135
74-95-3	Methylene bromide	50	53.1	106	82-131
75-09-2	Methylene chloride	50	47.6	95	71-124
91-20-3	Naphthalene	50	55.8	112	59-134
103-65-1	n-Propylbenzene	50	47.6	95	70-123
100-42-5	Styrene	50	55.5	111	77-128
75-65-0	Tert Butyl Alcohol	250	285	114	65-137
994-05-8	tert-Amyl Methyl Ether	50	54.1	108	69-125
637-92-3	tert-Butyl Ethyl Ether	50	47.1	94	69-128
630-20-6	1,1,1,2-Tetrachloroethane	50	57.0	114	79-134
79-34-5	1,1,2,2-Tetrachloroethane	50	47.5	95	71-122
127-18-4	Tetrachloroethene	50	57.5	115	70-137
108-88-3	Toluene	50	53.0	106	77-124
87-61-6	1,2,3-Trichlorobenzene	50	52.1	104	67-134
120-82-1	1,2,4-Trichlorobenzene	50	49.3	99	70-132
71-55-6	1,1,1-Trichloroethane	50	50.6	101	70-144
79-00-5	1,1,2-Trichloroethane	50	51.5	103	81-127
79-01-6	Trichloroethene	50	51.3	103	80-129
75-69-4	Trichlorofluoromethane	50	53.9	108	59-149
96-18-4	1,2,3-Trichloropropane	50	49.9	100	74-133
95-63-6	1,2,4-Trimethylbenzene	50	49.8	100	73-122
108-67-8	1,3,5-Trimethylbenzene	50	48.4	97	71-121
75-01-4	Vinyl chloride	50	48.5	97	59-134
1330-20-7	Xylene (total)	150	163	109	78-124

CAS No.	Surrogate Recoveries	BSP	Limits
1868-53-7	Dibromofluoromethane	96%	67-131%

# Blank Spike Summary

**Job Number:** C17019  
**Account:** ALNCA Accutest Northern California, Inc.  
**Project:** IRISECAO: Romic Soil Investigation(Romic EPA) - 2081 Bay Road,East Palo Alto,CA

Sample	File ID	DF	Analyzed	By	Prep Date	Prep Batch	Analytical Batch
VG6583-BS	G140471.D	1	07/29/11	SJM	n/a	n/a	VG6583

The QC reported here applies to the following samples:

Method: SW846 8260B

C17019-22

CAS No.	Surrogate Recoveries	BSP	Limits
17060-07-0	1,2-Dichloroethane-D4	84%	66-130%
2037-26-5	Toluene-D8	98%	76-125%
460-00-4	4-Bromofluorobenzene	97%	53-142%

8.2.4  
8



# Blank Spike Summary

**Job Number:** C17019

**Account:** ALNCA Accutest Northern California, Inc.

**Project:** IRISECAO: Romic Soil Investigation(Romic EPA) - 2081 Bay Road,East Palo Alto,CA

Sample	File ID	DF	Analyzed	By	Prep Date	Prep Batch	Analytical Batch
V3A4090-BS	3A95296.D	1	07/29/11	HSS	n/a	n/a	V3A4090

The QC reported here applies to the following samples:

Method: SW846 8260B

C17019-7, C17019-9, C17019-11

CAS No.	Compound	Spike ug/kg	BSP ug/kg	BSP %	Limits
67-64-1	Acetone	2500	3090	124	48-154
71-43-2	Benzene	2500	2250	90	76-120
108-86-1	Bromobenzene	2500	2570	103	78-121
74-97-5	Bromochloromethane	2500	2370	95	80-130
75-27-4	Bromodichloromethane	2500	2370	95	80-139
75-25-2	Bromoform	2500	2610	104	71-144
74-83-9	Bromomethane	2500	2700	108	56-142
78-93-3	2-Butanone (MEK)	2500	2590	104	61-141
104-51-8	n-Butylbenzene	2500	2400	96	70-131
135-98-8	sec-Butylbenzene	2500	2500	100	71-126
98-06-6	tert-Butylbenzene	2500	2610	104	73-127
56-23-5	Carbon tetrachloride	2500	2480	99	64-156
108-90-7	Chlorobenzene	2500	2390	96	80-121
75-00-3	Chloroethane	2500	2370	95	57-138
67-66-3	Chloroform	2500	2410	96	77-130
74-87-3	Chloromethane	2500	2370	95	53-131
95-49-8	o-Chlorotoluene	2500	2480	99	75-125
106-43-4	p-Chlorotoluene	2500	2440	98	71-120
108-20-3	Di-Isopropyl ether	2500	2140	86	65-129
96-12-8	1,2-Dibromo-3-chloropropane	2500	2530	101	63-141
124-48-1	Dibromochloromethane	2500	2420	97	74-138
106-93-4	1,2-Dibromoethane	2500	2390	96	80-127
95-50-1	1,2-Dichlorobenzene	2500	2480	99	77-121
541-73-1	1,3-Dichlorobenzene	2500	2450	98	77-122
106-46-7	1,4-Dichlorobenzene	2500	2370	95	74-117
75-71-8	Dichlorodifluoromethane	2500	2400	96	36-149
75-34-3	1,1-Dichloroethane	2500	2300	92	75-129
107-06-2	1,2-Dichloroethane	2500	2420	97	70-145
75-35-4	1,1-Dichloroethene	2500	2280	91	70-128
156-59-2	cis-1,2-Dichloroethene	2500	2260	90	76-135
156-60-5	trans-1,2-Dichloroethene	2500	2250	90	68-124
78-87-5	1,2-Dichloropropane	2500	2320	93	79-122
142-28-9	1,3-Dichloropropane	2500	2290	92	79-124
594-20-7	2,2-Dichloropropane	2500	2360	94	54-148
563-58-6	1,1-Dichloropropene	2500	2310	92	74-131
10061-01-5	cis-1,3-Dichloropropene	2500	2490	100	80-127

# Blank Spike Summary

**Job Number:** C17019

**Account:** ALNCA Accutest Northern California, Inc.

**Project:** IRISECAO: Romic Soil Investigation(Romic EPA) - 2081 Bay Road,East Palo Alto,CA

Sample	File ID	DF	Analyzed	By	Prep Date	Prep Batch	Analytical Batch
V3A4090-BS	3A95296.D	1	07/29/11	HSS	n/a	n/a	V3A4090

The QC reported here applies to the following samples:

Method: SW846 8260B

C17019-7, C17019-9, C17019-11

CAS No.	Compound	Spike ug/kg	BSP ug/kg	BSP %	Limits
10061-02-6	trans-1,3-Dichloropropene	2500	2500	100	79-133
100-41-4	Ethylbenzene	2500	2350	94	75-125
87-68-3	Hexachlorobutadiene	2500	2450	98	63-139
591-78-6	2-Hexanone	2500	2820	113	61-142
98-82-8	Isopropylbenzene	2500	2530	101	67-126
99-87-6	p-Isopropyltoluene	2500	2610	104	73-131
1634-04-4	Methyl Tert Butyl Ether	5000	4720	94	72-126
108-10-1	4-Methyl-2-pentanone(MIBK)	2500	2870	115	69-135
74-95-3	Methylene bromide	2500	2410	96	82-131
75-09-2	Methylene chloride	2500	2330	93	71-124
91-20-3	Naphthalene	2500	2680	107	59-134
103-65-1	n-Propylbenzene	2500	2550	102	70-123
100-42-5	Styrene	2500	2350	94	77-128
75-65-0	Tert Butyl Alcohol	12500	11300	90	65-137
994-05-8	tert-Amyl Methyl Ether	2500	2550	102	69-125
637-92-3	tert-Butyl Ethyl Ether	2500	2280	91	69-128
630-20-6	1,1,1,2-Tetrachloroethane	2500	2480	99	79-134
79-34-5	1,1,2,2-Tetrachloroethane	2500	2490	100	71-122
127-18-4	Tetrachloroethene	2500	2670	107	70-137
108-88-3	Toluene	2500	2460	98	77-124
87-61-6	1,2,3-Trichlorobenzene	2500	2740	110	67-134
120-82-1	1,2,4-Trichlorobenzene	2500	2600	104	70-132
71-55-6	1,1,1-Trichloroethane	2500	2410	96	70-144
79-00-5	1,1,2-Trichloroethane	2500	2410	96	81-127
79-01-6	Trichloroethene	2500	2430	97	80-129
75-69-4	Trichlorofluoromethane	2500	2540	102	59-149
96-18-4	1,2,3-Trichloropropane	2500	2560	102	74-133
95-63-6	1,2,4-Trimethylbenzene	2500	2540	102	73-122
108-67-8	1,3,5-Trimethylbenzene	2500	2490	100	71-121
75-01-4	Vinyl chloride	2500	2530	101	59-134
1330-20-7	Xylene (total)	7500	7080	94	78-124

CAS No.	Surrogate Recoveries	BSP	Limits
1868-53-7	Dibromofluoromethane	101%	67-131%

8.2.5  
8

# Blank Spike Summary

**Job Number:** C17019  
**Account:** ALNCA Accutest Northern California, Inc.  
**Project:** IRISECAO: Romic Soil Investigation(Romic EPA) - 2081 Bay Road,East Palo Alto,CA

Sample	File ID	DF	Analyzed	By	Prep Date	Prep Batch	Analytical Batch
V3A4090-BS	3A95296.D	1	07/29/11	HSS	n/a	n/a	V3A4090

The QC reported here applies to the following samples:

Method: SW846 8260B

C17019-7, C17019-9, C17019-11

CAS No.	Surrogate Recoveries	BSP	Limits
17060-07-0	1,2-Dichloroethane-D4	103%	66-130%
2037-26-5	Toluene-D8	99%	76-125%
460-00-4	4-Bromofluorobenzene	97%	53-142%

# Blank Spike Summary

**Job Number:** C17019

**Account:** ALNCA Accutest Northern California, Inc.

**Project:** IRISECAO: Romic Soil Investigation(Romic EPA) - 2081 Bay Road,East Palo Alto,CA

Sample	File ID	DF	Analyzed	By	Prep Date	Prep Batch	Analytical Batch
VE7958-BS	E180650.D	1	07/29/11	OTR	n/a	n/a	VE7958

The QC reported here applies to the following samples:

Method: SW846 8260B

C17019-8, C17019-10, C17019-12, C17019-13, C17019-14, C17019-27

CAS No.	Compound	Spike ug/kg	BSP ug/kg	BSP %	Limits
67-64-1	Acetone	2500	2870	115	48-154
71-43-2	Benzene	2500	2470	99	76-120
108-86-1	Bromobenzene	2500	2470	99	78-121
74-97-5	Bromochloromethane	2500	2540	102	80-130
75-27-4	Bromodichloromethane	2500	2640	106	80-139
75-25-2	Bromoform	2500	2690	108	71-144
74-83-9	Bromomethane	2500	2420	97	56-142
78-93-3	2-Butanone (MEK)	2500	2800	112	61-141
104-51-8	n-Butylbenzene	2500	2590	104	70-131
135-98-8	sec-Butylbenzene	2500	2550	102	71-126
98-06-6	tert-Butylbenzene	2500	2470	99	73-127
56-23-5	Carbon tetrachloride	2500	2840	114	64-156
108-90-7	Chlorobenzene	2500	2480	99	80-121
75-00-3	Chloroethane	2500	2670	107	57-138
67-66-3	Chloroform	2500	2640	106	77-130
74-87-3	Chloromethane	2500	2560	102	53-131
95-49-8	o-Chlorotoluene	2500	2450	98	75-125
106-43-4	p-Chlorotoluene	2500	2470	99	71-120
108-20-3	Di-Isopropyl ether	2500	2540	102	65-129
96-12-8	1,2-Dibromo-3-chloropropane	2500	2690	108	63-141
124-48-1	Dibromochloromethane	2500	2550	102	74-138
106-93-4	1,2-Dibromoethane	2500	2570	103	80-127
95-50-1	1,2-Dichlorobenzene	2500	2560	102	77-121
541-73-1	1,3-Dichlorobenzene	2500	2500	100	77-122
106-46-7	1,4-Dichlorobenzene	2500	2440	98	74-117
75-71-8	Dichlorodifluoromethane	2500	2470	99	36-149
75-34-3	1,1-Dichloroethane	2500	2670	107	75-129
107-06-2	1,2-Dichloroethane	2500	2570	103	70-145
75-35-4	1,1-Dichloroethene	2500	2730	109	70-128
156-59-2	cis-1,2-Dichloroethene	2500	2480	99	76-135
156-60-5	trans-1,2-Dichloroethene	2500	2670	107	68-124
78-87-5	1,2-Dichloropropane	2500	2630	105	79-122
142-28-9	1,3-Dichloropropane	2500	2430	97	79-124
594-20-7	2,2-Dichloropropane	2500	2600	104	54-148
563-58-6	1,1-Dichloropropene	2500	2660	106	74-131
10061-01-5	cis-1,3-Dichloropropene	2500	2630	105	80-127

# Blank Spike Summary

**Job Number:** C17019

**Account:** ALNCA Accutest Northern California, Inc.

**Project:** IRISECAO: Romic Soil Investigation(Romic EPA) - 2081 Bay Road,East Palo Alto,CA

Sample	File ID	DF	Analyzed	By	Prep Date	Prep Batch	Analytical Batch
VE7958-BS	E180650.D	1	07/29/11	OTR	n/a	n/a	VE7958

The QC reported here applies to the following samples:

Method: SW846 8260B

C17019-8, C17019-10, C17019-12, C17019-13, C17019-14, C17019-27

CAS No.	Compound	Spike ug/kg	BSP ug/kg	BSP %	Limits
10061-02-6	trans-1,3-Dichloropropene	2500	2620	105	79-133
100-41-4	Ethylbenzene	2500	2420	97	75-125
87-68-3	Hexachlorobutadiene	2500	2640	106	63-139
591-78-6	2-Hexanone	2500	2680	107	61-142
98-82-8	Isopropylbenzene	2500	2490	100	67-126
99-87-6	p-Isopropyltoluene	2500	2660	106	73-131
1634-04-4	Methyl Tert Butyl Ether	5000	4880	98	72-126
108-10-1	4-Methyl-2-pentanone(MIBK)	2500	2730	109	69-135
74-95-3	Methylene bromide	2500	2670	107	82-131
75-09-2	Methylene chloride	2500	2450	98	71-124
91-20-3	Naphthalene	2500	2310	92	59-134
103-65-1	n-Propylbenzene	2500	2570	103	70-123
100-42-5	Styrene	2500	2510	100	77-128
75-65-0	Tert Butyl Alcohol	12500	12700	102	65-137
994-05-8	tert-Amyl Methyl Ether	2500	2550	102	69-125
637-92-3	tert-Butyl Ethyl Ether	2500	2570	103	69-128
630-20-6	1,1,1,2-Tetrachloroethane	2500	2490	100	79-134
79-34-5	1,1,2,2-Tetrachloroethane	2500	2450	98	71-122
127-18-4	Tetrachloroethene	2500	2490	100	70-137
108-88-3	Toluene	2500	2580	103	77-124
87-61-6	1,2,3-Trichlorobenzene	2500	2380	95	67-134
120-82-1	1,2,4-Trichlorobenzene	2500	2360	94	70-132
71-55-6	1,1,1-Trichloroethane	2500	2840	114	70-144
79-00-5	1,1,2-Trichloroethane	2500	2640	106	81-127
79-01-6	Trichloroethene	2500	2710	108	80-129
75-69-4	Trichlorofluoromethane	2500	2650	106	59-149
96-18-4	1,2,3-Trichloropropane	2500	2470	99	74-133
95-63-6	1,2,4-Trimethylbenzene	2500	2520	101	73-122
108-67-8	1,3,5-Trimethylbenzene	2500	2490	100	71-121
75-01-4	Vinyl chloride	2500	2550	102	59-134
1330-20-7	Xylene (total)	7500	7220	96	78-124

CAS No.	Surrogate Recoveries	BSP	Limits
1868-53-7	Dibromofluoromethane	94%	67-131%

8.2.6  
8

# Blank Spike Summary

**Job Number:** C17019  
**Account:** ALNCA Accutest Northern California, Inc.  
**Project:** IRISECAO: Romic Soil Investigation(Romic EPA) - 2081 Bay Road,East Palo Alto,CA

Sample	File ID	DF	Analyzed	By	Prep Date	Prep Batch	Analytical Batch
VE7958-BS	E180650.D	1	07/29/11	OTR	n/a	n/a	VE7958

The QC reported here applies to the following samples:

Method: SW846 8260B

C17019-8, C17019-10, C17019-12, C17019-13, C17019-14, C17019-27

CAS No.	Surrogate Recoveries	BSP	Limits
17060-07-0	1,2-Dichloroethane-D4	90%	66-130%
2037-26-5	Toluene-D8	93%	76-125%
460-00-4	4-Bromofluorobenzene	87%	53-142%

# Blank Spike Summary

**Job Number:** C17019

**Account:** ALNCA Accutest Northern California, Inc.

**Project:** IRISECAO: Romic Soil Investigation(Romic EPA) - 2081 Bay Road,East Palo Alto,CA

Sample	File ID	DF	Analyzed	By	Prep Date	Prep Batch	Analytical Batch
VV5018-BS	V117796.D	1	07/29/11	AVM	n/a	n/a	VV5018

The QC reported here applies to the following samples:

Method: SW846 8260B

C17019-16, C17019-17, C17019-18, C17019-19, C17019-20, C17019-21, C17019-30

CAS No.	Compound	Spike ug/kg	BSP ug/kg	BSP %	Limits
67-64-1	Acetone	50	42.5	85	48-154
71-43-2	Benzene	50	49.3	99	76-120
108-86-1	Bromobenzene	50	48.0	96	78-121
74-97-5	Bromochloromethane	50	47.4	95	80-130
75-27-4	Bromodichloromethane	50	52.1	104	80-139
75-25-2	Bromoform	50	47.5	95	71-144
74-83-9	Bromomethane	50	60.1	120	56-142
78-93-3	2-Butanone (MEK)	50	44.7	89	61-141
104-51-8	n-Butylbenzene	50	52.3	105	70-131
135-98-8	sec-Butylbenzene	50	52.2	104	71-126
98-06-6	tert-Butylbenzene	50	52.4	105	73-127
56-23-5	Carbon tetrachloride	50	54.1	108	64-156
108-90-7	Chlorobenzene	50	50.8	102	80-121
75-00-3	Chloroethane	50	64.5	129	57-138
67-66-3	Chloroform	50	51.8	104	77-130
74-87-3	Chloromethane	50	55.8	112	53-131
95-49-8	o-Chlorotoluene	50	51.5	103	75-125
106-43-4	p-Chlorotoluene	50	49.5	99	71-120
108-20-3	Di-Isopropyl ether	50	49.1	98	65-129
96-12-8	1,2-Dibromo-3-chloropropane	50	42.1	84	63-141
124-48-1	Dibromochloromethane	50	49.7	99	74-138
106-93-4	1,2-Dibromoethane	50	45.1	90	80-127
95-50-1	1,2-Dichlorobenzene	50	46.8	94	77-121
541-73-1	1,3-Dichlorobenzene	50	48.8	98	77-122
106-46-7	1,4-Dichlorobenzene	50	47.5	95	74-117
75-71-8	Dichlorodifluoromethane	50	60.4	121	36-149
75-34-3	1,1-Dichloroethane	50	53.3	107	75-129
107-06-2	1,2-Dichloroethane	50	52.2	104	70-145
75-35-4	1,1-Dichloroethene	50	51.4	103	70-128
156-59-2	cis-1,2-Dichloroethene	50	50.4	101	76-135
156-60-5	trans-1,2-Dichloroethene	50	52.4	105	68-124
78-87-5	1,2-Dichloropropane	50	49.2	98	79-122
142-28-9	1,3-Dichloropropane	50	47.1	94	79-124
594-20-7	2,2-Dichloropropane	50	56.1	112	54-148
563-58-6	1,1-Dichloropropene	50	53.8	108	74-131
10061-01-5	cis-1,3-Dichloropropene	50	49.0	98	80-127

# Blank Spike Summary

**Job Number:** C17019

**Account:** ALNCA Accutest Northern California, Inc.

**Project:** IRISECAO: Romic Soil Investigation(Romic EPA) - 2081 Bay Road,East Palo Alto,CA

Sample	File ID	DF	Analyzed	By	Prep Date	Prep Batch	Analytical Batch
VV5018-BS	V117796.D	1	07/29/11	AVM	n/a	n/a	VV5018

The QC reported here applies to the following samples:

Method: SW846 8260B

C17019-16, C17019-17, C17019-18, C17019-19, C17019-20, C17019-21, C17019-30

CAS No.	Compound	Spike ug/kg	BSP ug/kg	BSP %	Limits
10061-02-6	trans-1,3-Dichloropropene	50	49.7	99	79-133
100-41-4	Ethylbenzene	50	53.1	106	75-125
87-68-3	Hexachlorobutadiene	50	50.8	102	63-139
591-78-6	2-Hexanone	50	42.4	85	61-142
98-82-8	Isopropylbenzene	50	53.5	107	67-126
99-87-6	p-Isopropyltoluene	50	53.7	107	73-131
1634-04-4	Methyl Tert Butyl Ether	100	97.3	98	72-126
108-10-1	4-Methyl-2-pentanone(MIBK)	50	42.2	84	69-135
74-95-3	Methylene bromide	50	47.0	94	82-131
75-09-2	Methylene chloride	50	46.2	92	71-124
91-20-3	Naphthalene	50	40.0	80	59-134
103-65-1	n-Propylbenzene	50	53.4	107	70-123
100-42-5	Styrene	50	50.9	102	77-128
75-65-0	Tert Butyl Alcohol	250	278	111	65-137
994-05-8	tert-Amyl Methyl Ether	50	51.5	103	69-125
637-92-3	tert-Butyl Ethyl Ether	50	53.1	106	69-128
630-20-6	1,1,1,2-Tetrachloroethane	50	50.8	102	79-134
79-34-5	1,1,2,2-Tetrachloroethane	50	43.0	86	71-122
127-18-4	Tetrachloroethene	50	51.8	104	70-137
108-88-3	Toluene	50	51.6	103	77-124
87-61-6	1,2,3-Trichlorobenzene	50	43.3	87	67-134
120-82-1	1,2,4-Trichlorobenzene	50	46.7	93	70-132
71-55-6	1,1,1-Trichloroethane	50	56.5	113	70-144
79-00-5	1,1,2-Trichloroethane	50	44.3	89	81-127
79-01-6	Trichloroethene	50	52.9	106	80-129
75-69-4	Trichlorofluoromethane	50	63.8	128	59-149
96-18-4	1,2,3-Trichloropropane	50	43.0	86	74-133
95-63-6	1,2,4-Trimethylbenzene	50	53.1	106	73-122
108-67-8	1,3,5-Trimethylbenzene	50	50.4	101	71-121
75-01-4	Vinyl chloride	50	65.6	131	59-134
1330-20-7	Xylene (total)	150	160	107	78-124

CAS No.	Surrogate Recoveries	BSP	Limits
1868-53-7	Dibromofluoromethane	105%	67-131%

8.2.7  
8



## Blank Spike Summary

**Job Number:** C17019  
**Account:** ALNCA Accutest Northern California, Inc.  
**Project:** IRISECAO: Romic Soil Investigation(Romic EPA) - 2081 Bay Road,East Palo Alto,CA

Sample	File ID	DF	Analyzed	By	Prep Date	Prep Batch	Analytical Batch
VV5018-BS	V117796.D	1	07/29/11	AVM	n/a	n/a	VV5018

The QC reported here applies to the following samples:

Method: SW846 8260B

C17019-16, C17019-17, C17019-18, C17019-19, C17019-20, C17019-21, C17019-30

CAS No.	Surrogate Recoveries	BSP	Limits
17060-07-0	1,2-Dichloroethane-D4	101%	66-130%
2037-26-5	Toluene-D8	107%	76-125%
460-00-4	4-Bromofluorobenzene	100%	53-142%

# Blank Spike Summary

**Job Number:** C17019

**Account:** ALNCA Accutest Northern California, Inc.

**Project:** IRISECAO: Romic Soil Investigation(Romic EPA) - 2081 Bay Road,East Palo Alto,CA

Sample	File ID	DF	Analyzed	By	Prep Date	Prep Batch	Analytical Batch
V3C3432-BS	3C77624.D	1	07/29/11	JTP	n/a	n/a	V3C3432

The QC reported here applies to the following samples:

Method: SW846 8260B

C17019-1, C17019-15, C17019-23, C17019-24, C17019-26

CAS No.	Compound	Spike ug/kg	BSP ug/kg	BSP %	Limits
67-64-1	Acetone	50	56.0	112	48-154
71-43-2	Benzene	50	49.8	100	76-120
108-86-1	Bromobenzene	50	48.0	96	78-121
74-97-5	Bromochloromethane	50	49.9	100	80-130
75-27-4	Bromodichloromethane	50	52.4	105	80-139
75-25-2	Bromoform	50	50.3	101	71-144
74-83-9	Bromomethane	50	42.5	85	56-142
78-93-3	2-Butanone (MEK)	50	54.6	109	61-141
104-51-8	n-Butylbenzene	50	54.9	110	70-131
135-98-8	sec-Butylbenzene	50	53.4	107	71-126
98-06-6	tert-Butylbenzene	50	53.5	107	73-127
56-23-5	Carbon tetrachloride	50	55.3	111	64-156
108-90-7	Chlorobenzene	50	49.5	99	80-121
75-00-3	Chloroethane	50	45.2	90	57-138
67-66-3	Chloroform	50	51.9	104	77-130
74-87-3	Chloromethane	50	43.3	87	53-131
95-49-8	o-Chlorotoluene	50	49.6	99	75-125
106-43-4	p-Chlorotoluene	50	48.4	97	71-120
108-20-3	Di-Isopropyl ether	50	48.4	97	65-129
96-12-8	1,2-Dibromo-3-chloropropane	50	50.6	101	63-141
124-48-1	Dibromochloromethane	50	51.3	103	74-138
106-93-4	1,2-Dibromoethane	50	49.7	99	80-127
95-50-1	1,2-Dichlorobenzene	50	46.6	93	77-121
541-73-1	1,3-Dichlorobenzene	50	49.3	99	77-122
106-46-7	1,4-Dichlorobenzene	50	44.7	89	74-117
75-71-8	Dichlorodifluoromethane	50	40.6	81	36-149
75-34-3	1,1-Dichloroethane	50	54.1	108	75-129
107-06-2	1,2-Dichloroethane	50	54.1	108	70-145
75-35-4	1,1-Dichloroethene	50	50.6	101	70-128
156-59-2	cis-1,2-Dichloroethene	50	47.1	94	76-135
156-60-5	trans-1,2-Dichloroethene	50	49.5	99	68-124
78-87-5	1,2-Dichloropropane	50	48.2	96	79-122
142-28-9	1,3-Dichloropropane	50	51.5	103	79-124
594-20-7	2,2-Dichloropropane	50	56.0	112	54-148
563-58-6	1,1-Dichloropropene	50	55.9	112	74-131
10061-01-5	cis-1,3-Dichloropropene	50	51.1	102	80-127

# Blank Spike Summary

**Job Number:** C17019

**Account:** ALNCA Accutest Northern California, Inc.

**Project:** IRISECAO: Romic Soil Investigation(Romic EPA) - 2081 Bay Road,East Palo Alto,CA

Sample	File ID	DF	Analyzed	By	Prep Date	Prep Batch	Analytical Batch
V3C3432-BS	3C77624.D	1	07/29/11	JTP	n/a	n/a	V3C3432

The QC reported here applies to the following samples:

Method: SW846 8260B

C17019-1, C17019-15, C17019-23, C17019-24, C17019-26

CAS No.	Compound	Spike ug/kg	BSP ug/kg	BSP %	Limits
10061-02-6	trans-1,3-Dichloropropene	50	51.6	103	79-133
100-41-4	Ethylbenzene	50	52.4	105	75-125
87-68-3	Hexachlorobutadiene	50	52.5	105	63-139
591-78-6	2-Hexanone	50	50.0	100	61-142
98-82-8	Isopropylbenzene	50	51.0	102	67-126
99-87-6	p-Isopropyltoluene	50	53.6	107	73-131
1634-04-4	Methyl Tert Butyl Ether	100	94.6	95	72-126
108-10-1	4-Methyl-2-pentanone(MIBK)	50	50.3	101	69-135
74-95-3	Methylene bromide	50	50.4	101	82-131
75-09-2	Methylene chloride	50	49.6	99	71-124
91-20-3	Naphthalene	50	50.3	101	59-134
103-65-1	n-Propylbenzene	50	54.3	109	70-123
100-42-5	Styrene	50	50.6	101	77-128
75-65-0	Tert Butyl Alcohol	250	212	85	65-137
994-05-8	tert-Amyl Methyl Ether	50	46.9	94	69-125
637-92-3	tert-Butyl Ethyl Ether	50	48.7	97	69-128
630-20-6	1,1,1,2-Tetrachloroethane	50	50.4	101	79-134
79-34-5	1,1,2,2-Tetrachloroethane	50	46.8	94	71-122
127-18-4	Tetrachloroethene	50	52.5	105	70-137
108-88-3	Toluene	50	50.7	101	77-124
87-61-6	1,2,3-Trichlorobenzene	50	50.0	100	67-134
120-82-1	1,2,4-Trichlorobenzene	50	50.3	101	70-132
71-55-6	1,1,1-Trichloroethane	50	53.7	107	70-144
79-00-5	1,1,2-Trichloroethane	50	51.1	102	81-127
79-01-6	Trichloroethene	50	53.9	108	80-129
75-69-4	Trichlorofluoromethane	50	51.0	102	59-149
96-18-4	1,2,3-Trichloropropane	50	49.8	100	74-133
95-63-6	1,2,4-Trimethylbenzene	50	49.4	99	73-122
108-67-8	1,3,5-Trimethylbenzene	50	49.6	99	71-121
75-01-4	Vinyl chloride	50	44.9	90	59-134
1330-20-7	Xylene (total)	150	150	100	78-124

CAS No.	Surrogate Recoveries	BSP	Limits
1868-53-7	Dibromofluoromethane	98%	67-131%

8.2.8

8

## Blank Spike Summary

**Job Number:** C17019  
**Account:** ALNCA Accutest Northern California, Inc.  
**Project:** IRISECAO: Romic Soil Investigation(Romic EPA) - 2081 Bay Road,East Palo Alto,CA

Sample	File ID	DF	Analyzed	By	Prep Date	Prep Batch	Analytical Batch
V3C3432-BS	3C77624.D	1	07/29/11	JTP	n/a	n/a	V3C3432

The QC reported here applies to the following samples:

Method: SW846 8260B

C17019-1, C17019-15, C17019-23, C17019-24, C17019-26

CAS No.	Surrogate Recoveries	BSP	Limits
17060-07-0	1,2-Dichloroethane-D4	93%	66-130%
2037-26-5	Toluene-D8	108%	76-125%
460-00-4	4-Bromofluorobenzene	95%	53-142%

# Matrix Spike/Matrix Spike Duplicate Summary

**Job Number:** C17019

**Account:** ALNCA Accutest Northern California, Inc.

**Project:** IRISECAO: Romic Soil Investigation(Romic EPA) - 2081 Bay Road,East Palo Alto,CA

Sample	File ID	DF	Analyzed	By	Prep Date	Prep Batch	Analytical Batch
JA81759-1MS	G140463.D	1	07/28/11	SJM	n/a	n/a	VG6582
JA81759-1MSD	G140464.D	1	07/28/11	SJM	n/a	n/a	VG6582

The QC reported here applies to the following samples:

Method: SW846 8260B

C17019-28, C17019-29

CAS No.	Compound	ug/kg	Q	Spike ug/kg	MS ug/kg	MS %	MSD ug/kg	MSD %	RPD	Limits Rec/RPD
67-64-1	Acetone	13.3 <sup>a</sup>		50.4	71.8	116	72.6	118	1	12-189/33
71-43-2	Benzene	ND <sup>a</sup>		50.4	44.8	89	45.0	89	0	37-132/21
108-86-1	Bromobenzene	ND <sup>a</sup>		50.4	45.9	91	44.1	87	4	17-144/25
74-97-5	Bromochloromethane	ND <sup>a</sup>		50.4	49.6	98	49.7	99	0	43-136/20
75-27-4	Bromodichloromethane	ND <sup>a</sup>		50.4	48.2	96	48.1	95	0	34-148/21
75-25-2	Bromoform	ND <sup>a</sup>		50.4	45.2	90	46.1	91	2	23-153/23
74-83-9	Bromomethane	ND <sup>a</sup>		50.4	50.2	100	50.6	100	1	10-150/27
78-93-3	2-Butanone (MEK)	ND <sup>a</sup>		50.4	56.6	112	58.6	116	3	21-179/29
104-51-8	n-Butylbenzene	ND <sup>a</sup>		50.4	38.5	76	37.9	75	2	10-156/33
135-98-8	sec-Butylbenzene	ND <sup>a</sup>		50.4	40.0	79	39.1	78	2	10-152/30
98-06-6	tert-Butylbenzene	ND <sup>a</sup>		50.4	44.4	88	41.1	82	8	10-151/28
56-23-5	Carbon tetrachloride	ND <sup>a</sup>		50.4	47.9	95	49.1	97	2	25-156/24
108-90-7	Chlorobenzene	ND <sup>a</sup>		50.4	48.1	95	48.5	96	1	25-140/24
75-00-3	Chloroethane	ND <sup>a</sup>		50.4	43.2	86	44.4	88	3	15-143/26
67-66-3	Chloroform	ND <sup>a</sup>		50.4	46.7	93	47.5	94	2	42-134/21
74-87-3	Chloromethane	ND <sup>a</sup>		50.4	42.6	85	42.7	85	0	33-134/25
95-49-8	o-Chlorotoluene	ND <sup>a</sup>		50.4	42.9	85	49.1	97	13	13-146/29
106-43-4	p-Chlorotoluene	ND <sup>a</sup>		50.4	37.0	73	37.4	74	1	10-143/27
108-20-3	Di-Isopropyl ether	ND <sup>a</sup>		50.4	41.9	83	41.9	83	0	39-133/20
96-12-8	1,2-Dibromo-3-chloropropane	ND <sup>a</sup>		50.4	43.1	86	42.0	83	3	15-154/28
124-48-1	Dibromochloromethane	ND <sup>a</sup>		50.4	48.8	97	49.2	98	1	28-150/22
106-93-4	1,2-Dibromoethane	ND <sup>a</sup>		50.4	45.6	90	46.2	92	1	34-141/21
95-50-1	1,2-Dichlorobenzene	ND <sup>a</sup>		50.4	44.4	88	42.9	85	3	10-147/28
541-73-1	1,3-Dichlorobenzene	ND <sup>a</sup>		50.4	41.5	82	40.7	81	2	10-148/28
106-46-7	1,4-Dichlorobenzene	ND <sup>a</sup>		50.4	44.3	88	42.6	85	4	10-144/28
75-71-8	Dichlorodifluoromethane	ND <sup>a</sup>		50.4	44.2	88	46.5	92	5	18-162/26
75-34-3	1,1-Dichloroethane	ND <sup>a</sup>		50.4	45.5	90	45.8	91	1	44-131/21
107-06-2	1,2-Dichloroethane	ND <sup>a</sup>		50.4	44.8	89	43.7	87	2	39-144/20
75-35-4	1,1-Dichloroethene	ND <sup>a</sup>		50.4	46.0	91	47.2	94	3	37-135/23
156-59-2	cis-1,2-Dichloroethene	ND <sup>a</sup>		50.4	47.1	93	46.2	92	2	38-134/21
156-60-5	trans-1,2-Dichloroethene	ND <sup>a</sup>		50.4	47.3	94	48.7	97	3	35-133/23
78-87-5	1,2-Dichloropropane	ND <sup>a</sup>		50.4	43.0	85	42.0	83	2	41-132/20
142-28-9	1,3-Dichloropropane	ND <sup>a</sup>		50.4	44.4	88	45.1	89	2	38-135/20
594-20-7	2,2-Dichloropropane	ND <sup>a</sup>		50.4	45.5	90	47.4	94	4	29-141/23
563-58-6	1,1-Dichloropropene	ND <sup>a</sup>		50.4	43.5	86	44.2	88	2	30-141/24
10061-01-5	cis-1,3-Dichloropropene	ND <sup>a</sup>		50.4	44.9	89	44.4	88	1	31-141/23

8.3.1  
8

# Matrix Spike/Matrix Spike Duplicate Summary

**Job Number:** C17019

**Account:** ALNCA Accutest Northern California, Inc.

**Project:** IRISECAO: Romic Soil Investigation(Romic EPA) - 2081 Bay Road,East Palo Alto,CA

Sample	File ID	DF	Analyzed	By	Prep Date	Prep Batch	Analytical Batch
JA81759-1MS	G140463.D	1	07/28/11	SJM	n/a	n/a	VG6582
JA81759-1MSD	G140464.D	1	07/28/11	SJM	n/a	n/a	VG6582

The QC reported here applies to the following samples:

Method: SW846 8260B

C17019-28, C17019-29

CAS No.	Compound	ug/kg	Q	Spike ug/kg	MS ug/kg	MS %	MSD ug/kg	MSD %	RPD	Limits Rec/RPD
10061-02-6	trans-1,3-Dichloropropene	ND <sup>a</sup>		50.4	45.2	90	44.8	89	1	29-146/24
100-41-4	Ethylbenzene	ND <sup>a</sup>		50.4	45.2	90	45.1	89	0	20-144/25
87-68-3	Hexachlorobutadiene	ND <sup>a</sup>		50.4	27.7	55	26.9	53	3	10-176/36
591-78-6	2-Hexanone	ND <sup>a</sup>		50.4	48.6	96	52.3	104	7	15-172/30
98-82-8	Isopropylbenzene	ND <sup>a</sup>		50.4	44.7	89	44.7	89	0	14-146/27
99-87-6	p-Isopropyltoluene	ND <sup>a</sup>		50.4	42.4	84	42.5	84	0	10-154/30
1634-04-4	Methyl Tert Butyl Ether	ND <sup>a</sup>		50.4	46.9	93	47.3	94	1	43-131/20
108-10-1	4-Methyl-2-pentanone(MIBK)	ND <sup>a</sup>		50.4	40.8	81	40.1	80	2	36-145/26
74-95-3	Methylene bromide	ND <sup>a</sup>		50.4	48.7	97	47.5	94	2	42-138/21
75-09-2	Methylene chloride	ND <sup>a</sup>		50.4	46.2	92	46.0	91	0	41-128/20
91-20-3	Naphthalene	ND <sup>a</sup>		50.4	40.0	79	37.7	75	6	10-157/34
103-65-1	n-Propylbenzene	ND <sup>a</sup>		50.4	42.1	84	41.1	82	2	10-147/29
100-42-5	Styrene	ND <sup>a</sup>		50.4	48.1	95	48.7	97	1	13-154/25
75-65-0	Tert Butyl Alcohol	ND <sup>a</sup>		252	337	134	347	138	3	41-146/26
994-05-8	tert-Amyl Methyl Ether	ND <sup>a</sup>		50.4	48.7	97	48.0	95	1	41-131/20
637-92-3	tert-Butyl Ethyl Ether	ND <sup>a</sup>		50.4	45.0	89	44.4	88	1	41-134/20
630-20-6	1,1,1,2-Tetrachloroethane	ND <sup>a</sup>		50.4	50.2	100	50.3	100	0	28-148/22
79-34-5	1,1,2,2-Tetrachloroethane	ND <sup>a</sup>		50.4	42.8	85	40.2	80	6	30-134/26
127-18-4	Tetrachloroethene	ND <sup>a</sup>		50.4	60.9	121	64.3	128	5	18-163/26
108-88-3	Toluene	ND <sup>a</sup>		50.4	49.9	99	49.5	98	1	29-138/23
87-61-6	1,2,3-Trichlorobenzene	ND <sup>a</sup>		50.4	31.5	62	30.6	61	3	10-158/36
120-82-1	1,2,4-Trichlorobenzene	ND <sup>a</sup>		50.4	31.4	62	31.1	62	1	10-163/35
71-55-6	1,1,1-Trichloroethane	ND <sup>a</sup>		50.4	47.6	94	50.2	100	5	35-145/23
79-00-5	1,1,2-Trichloroethane	ND <sup>a</sup>		50.4	47.1	93	45.8	91	3	37-140/22
79-01-6	Trichloroethene	4.5 <sup>a</sup>	J	50.4	50.1	90	49.6	89	1	28-151/23
75-69-4	Trichlorofluoromethane	ND <sup>a</sup>		50.4	46.5	92	49.3	98	6	29-154/25
96-18-4	1,2,3-Trichloropropane	ND <sup>a</sup>		50.4	45.1	89	43.7	87	3	35-141/24
95-63-6	1,2,4-Trimethylbenzene	ND <sup>a</sup>		50.4	43.4	86	42.1	84	3	10-151/31
108-67-8	1,3,5-Trimethylbenzene	ND <sup>a</sup>		50.4	44.6	88	43.0	85	4	10-146/28
75-01-4	Vinyl chloride	ND <sup>a</sup>		50.4	42.2	84	44.1	87	4	33-143/24
1330-20-7	Xylene (total)	ND <sup>a</sup>		151	145	96	148	98	2	18-145/25

CAS No.	Surrogate Recoveries	MS	MSD	Limits
1868-53-7	Dibromofluoromethane	100%	102%	67-131%

8.3.1  
8

# Matrix Spike/Matrix Spike Duplicate Summary

**Job Number:** C17019

**Account:** ALNCA Accutest Northern California, Inc.

**Project:** IRISECAO: Romic Soil Investigation(Romic EPA) - 2081 Bay Road,East Palo Alto,CA

Sample	File ID	DF	Analyzed	By	Prep Date	Prep Batch	Analytical Batch
JA81759-1MS	G140463.D	1	07/28/11	SJM	n/a	n/a	VG6582
JA81759-1MSD	G140464.D	1	07/28/11	SJM	n/a	n/a	VG6582

The QC reported here applies to the following samples:

Method: SW846 8260B

C17019-28, C17019-29

CAS No.	Surrogate Recoveries	MS	MSD	Limits
17060-07-0	1,2-Dichloroethane-D4	86%	85%	66-130%
2037-26-5	Toluene-D8	100%	98%	76-125%
460-00-4	4-Bromofluorobenzene	98%	94%	53-142%

(a) Result is from Run #3.

# Matrix Spike/Matrix Spike Duplicate Summary

**Job Number:** C17019

**Account:** ALNCA Accutest Northern California, Inc.

**Project:** IRISECAO: Romic Soil Investigation(Romic EPA) - 2081 Bay Road,East Palo Alto,CA

Sample	File ID	DF	Analyzed	By	Prep Date	Prep Batch	Analytical Batch
JA81970-1MS	3C77598.D	1	07/28/11	JTP	n/a	n/a	V3C3431
JA81970-1MSD	3C77599.D	1	07/28/11	JTP	n/a	n/a	V3C3431
JA81970-1	3C77601.D	1	07/29/11	JTP	n/a	n/a	V3C3431

The QC reported here applies to the following samples:

Method: SW846 8260B

C17019-6, C17019-12, C17019-13, C17019-14

CAS No.	Compound	JA81970-1 ug/kg	Spike Q ug/kg	MS ug/kg	MS %	MSD ug/kg	MSD %	RPD	Limits Rec/RPD
67-64-1	Acetone	ND	60.9	64.7	106	61.9	102	4	12-189/33
71-43-2	Benzene	ND	60.9	49.9	82	48.7	80	2	37-132/21
108-86-1	Bromobenzene	ND	60.9	46.6	76	45.5	75	2	17-144/25
74-97-5	Bromochloromethane	ND	60.9	52.8	87	51.8	85	2	43-136/20
75-27-4	Bromodichloromethane	ND	60.9	53.4	88	52.5	86	2	34-148/21
75-25-2	Bromoform	ND	60.9	50.7	83	49.0	80	3	23-153/23
74-83-9	Bromomethane	ND	60.9	47.2	77	47.1	77	0	10-150/27
78-93-3	2-Butanone (MEK)	ND	60.9	51.0	84	46.6	76	9	21-179/29
104-51-8	n-Butylbenzene	ND	60.9	39.9	66	38.5	63	4	10-156/33
135-98-8	sec-Butylbenzene	ND	60.9	43.1	71	41.4	68	4	10-152/30
98-06-6	tert-Butylbenzene	ND	60.9	45.4	75	44.0	72	3	10-151/28
56-23-5	Carbon tetrachloride	ND	60.9	52.4	86	52.0	85	1	25-156/24
108-90-7	Chlorobenzene	ND	60.9	47.1	77	47.4	78	1	25-140/24
75-00-3	Chloroethane	ND	60.9	50.3	83	49.9	82	1	15-143/26
67-66-3	Chloroform	ND	60.9	52.4	86	52.1	86	1	42-134/21
74-87-3	Chloromethane	ND	60.9	51.7	85	51.4	84	1	33-134/25
95-49-8	o-Chlorotoluene	ND	60.9	44.2	73	43.4	71	2	13-146/29
106-43-4	p-Chlorotoluene	ND	60.9	44.1	72	43.1	71	2	10-143/27
108-20-3	Di-Isopropyl ether	ND	60.9	53.6	88	52.8	87	2	39-133/20
96-12-8	1,2-Dibromo-3-chloropropane	ND	60.9	50.5	83	47.2	77	7	15-154/28
124-48-1	Dibromochloromethane	ND	60.9	51.9	85	51.2	84	1	28-150/22
106-93-4	1,2-Dibromoethane	ND	60.9	51.8	85	50.2	82	3	34-141/21
95-50-1	1,2-Dichlorobenzene	ND	60.9	41.5	68	39.2	64	6	10-147/28
541-73-1	1,3-Dichlorobenzene	ND	60.9	42.6	70	41.4	68	3	10-148/28
106-46-7	1,4-Dichlorobenzene	ND	60.9	39.0	64	38.2	63	2	10-144/28
75-71-8	Dichlorodifluoromethane	ND	60.9	46.9	77	48.8	80	4	18-162/26
75-34-3	1,1-Dichloroethane	ND	60.9	54.3	89	53.7	88	1	44-131/21
107-06-2	1,2-Dichloroethane	ND	60.9	55.4	91	53.6	88	3	39-144/20
75-35-4	1,1-Dichloroethene	ND	60.9	50.7	83	50.5	83	0	37-135/23
156-59-2	cis-1,2-Dichloroethene	ND	60.9	49.0	80	48.0	79	2	38-134/21
156-60-5	trans-1,2-Dichloroethene	ND	60.9	50.3	83	49.3	81	2	35-133/23
78-87-5	1,2-Dichloropropane	ND	60.9	48.9	80	47.9	79	2	41-132/20
142-28-9	1,3-Dichloropropane	ND	60.9	52.9	87	51.0	84	4	38-135/20
594-20-7	2,2-Dichloropropane	ND	60.9	46.8	77	46.3	76	1	29-141/23
563-58-6	1,1-Dichloropropene	ND	60.9	52.9	87	52.2	86	1	30-141/24
10061-01-5	cis-1,3-Dichloropropene	ND	60.9	50.1	82	48.7	80	3	31-141/23

832  
8



# Matrix Spike/Matrix Spike Duplicate Summary

**Job Number:** C17019

**Account:** ALNCA Accutest Northern California, Inc.

**Project:** IRISECAO: Romic Soil Investigation(Romic EPA) - 2081 Bay Road,East Palo Alto,CA

Sample	File ID	DF	Analyzed	By	Prep Date	Prep Batch	Analytical Batch
JA81970-1MS	3C77598.D	1	07/28/11	JTP	n/a	n/a	V3C3431
JA81970-1MSD	3C77599.D	1	07/28/11	JTP	n/a	n/a	V3C3431
JA81970-1	3C77601.D	1	07/29/11	JTP	n/a	n/a	V3C3431

The QC reported here applies to the following samples:

Method: SW846 8260B

C17019-6, C17019-12, C17019-13, C17019-14

CAS No.	Compound	JA81970-1 ug/kg	Spike Q ug/kg	MS ug/kg	MS %	MSD ug/kg	MSD %	RPD	Limits Rec/RPD
10061-02-6	trans-1,3-Dichloropropene	ND	60.9	51.0	84	49.3	81	3	29-146/24
100-41-4	Ethylbenzene	ND	60.9	48.8	80	48.7	80	0	20-144/25
87-68-3	Hexachlorobutadiene	ND	60.9	32.9	54	30.1	49	9	10-176/36
591-78-6	2-Hexanone	ND	60.9	42.9	70	36.5	60	16	15-172/30
98-82-8	Isopropylbenzene	ND	60.9	45.3	74	44.2	73	2	14-146/27
99-87-6	p-Isopropyltoluene	ND	60.9	42.6	70	41.1	67	4	10-154/30
1634-04-4	Methyl Tert Butyl Ether	ND	60.9	51.8	85	50.4	83	3	43-131/20
108-10-1	4-Methyl-2-pentanone(MIBK)	ND	60.9	50.8	83	47.9	79	6	36-145/26
74-95-3	Methylene bromide	ND	60.9	52.4	86	50.5	83	4	42-138/21
75-09-2	Methylene chloride	ND	60.9	51.7	85	50.3	83	3	41-128/20
91-20-3	Naphthalene	ND	60.9	42.6	70	39.4	65	8	10-157/34
103-65-1	n-Propylbenzene	ND	60.9	46.3	76	45.0	74	3	10-147/29
100-42-5	Styrene	ND	60.9	47.1	77	46.5	76	1	13-154/25
75-65-0	Tert Butyl Alcohol	ND	305	267	88	261	86	2	41-146/26
994-05-8	tert-Amyl Methyl Ether	ND	60.9	49.8	82	48.7	80	2	41-131/20
637-92-3	tert-Butyl Ethyl Ether	ND	60.9	53.4	88	52.3	86	2	41-134/20
630-20-6	1,1,1,2-Tetrachloroethane	ND	60.9	50.2	82	50.2	82	0	28-148/22
79-34-5	1,1,2,2-Tetrachloroethane	ND	60.9	48.0	79	44.7	73	7	30-134/26
127-18-4	Tetrachloroethene	ND	60.9	47.5	78	48.8	80	3	18-163/26
108-88-3	Toluene	ND	60.9	48.9	80	48.4	79	1	29-138/23
87-61-6	1,2,3-Trichlorobenzene	ND	60.9	35.4	58	33.6	55	5	10-158/36
120-82-1	1,2,4-Trichlorobenzene	ND	60.9	35.5	58	33.6	55	5	10-163/35
71-55-6	1,1,1-Trichloroethane	ND	60.9	52.1	86	51.8	85	1	35-145/23
79-00-5	1,1,2-Trichloroethane	ND	60.9	52.7	87	51.0	84	3	37-140/22
79-01-6	Trichloroethene	ND	60.9	51.7	85	51.0	84	1	28-151/23
75-69-4	Trichlorofluoromethane	ND	60.9	52.5	86	52.9	87	1	29-154/25
96-18-4	1,2,3-Trichloropropane	ND	60.9	51.4	84	47.4	78	8	35-141/24
95-63-6	1,2,4-Trimethylbenzene	ND	60.9	43.0	71	41.7	68	3	10-151/31
108-67-8	1,3,5-Trimethylbenzene	ND	60.9	43.2	71	41.9	69	3	10-146/28
75-01-4	Vinyl chloride	ND	60.9	51.5	85	51.6	85	0	33-143/24
1330-20-7	Xylene (total)	ND	183	140	77	141	77	1	18-145/25

CAS No.	Surrogate Recoveries	MS	MSD	JA81970-1	Limits
1868-53-7	Dibromofluoromethane	98%	97%	100%	67-131%

8.3.2  
8

# Matrix Spike/Matrix Spike Duplicate Summary

**Job Number:** C17019  
**Account:** ALNCA Accutest Northern California, Inc.  
**Project:** IRISECAO: Romic Soil Investigation(Romic EPA) - 2081 Bay Road,East Palo Alto,CA

Sample	File ID	DF	Analyzed	By	Prep Date	Prep Batch	Analytical Batch
JA81970-1MS	3C77598.D	1	07/28/11	JTP	n/a	n/a	V3C3431
JA81970-1MSD	3C77599.D	1	07/28/11	JTP	n/a	n/a	V3C3431
JA81970-1	3C77601.D	1	07/29/11	JTP	n/a	n/a	V3C3431

**The QC reported here applies to the following samples:** **Method:** SW846 8260B

C17019-6, C17019-12, C17019-13, C17019-14

CAS No.	Surrogate Recoveries	MS	MSD	JA81970-1	Limits
17060-07-0	1,2-Dichloroethane-D4	101%	90%	102%	66-130%
2037-26-5	Toluene-D8	108%	106%	107%	76-125%
460-00-4	4-Bromofluorobenzene	95%	94%	98%	53-142%

8.3.2  
8

# Matrix Spike/Matrix Spike Duplicate Summary

**Job Number:** C17019

**Account:** ALNCA Accutest Northern California, Inc.

**Project:** IRISECAO: Romic Soil Investigation(Romic EPA) - 2081 Bay Road,East Palo Alto,CA

Sample	File ID	DF	Analyzed	By	Prep Date	Prep Batch	Analytical Batch
JA81655-3MS	G140476.D	1	07/29/11	SJM	n/a	n/a	VG6583
JA81655-3MSD	G140477.D	1	07/29/11	SJM	n/a	n/a	VG6583
JA81655-3	G140475.D	1	07/29/11	SJM	n/a	n/a	VG6583

The QC reported here applies to the following samples:

Method: SW846 8260B

C17019-22

CAS No.	Compound	JA81655-3 ug/kg	Spike Q ug/kg	MS ug/kg	MS %	MSD ug/kg	MSD %	RPD	Limits Rec/RPD
67-64-1	Acetone	ND	82.5	84.7	103	67.0	81	23	12-189/33
71-43-2	Benzene	ND	82.5	18.6	23* a	16.9	20* a	10	37-132/21
108-86-1	Bromobenzene	ND	82.5	ND	0* a	ND	0* a	nc	17-144/25
74-97-5	Bromochloromethane	ND	82.5	37.3	45	31.2	38* a	18	43-136/20
75-27-4	Bromodichloromethane	ND	82.5	13.7	17* a	11.9	14* a	14	34-148/21
75-25-2	Bromoform	ND	82.5	4.2	5* a	2.7	3* a	43* a	23-153/23
74-83-9	Bromomethane	ND	82.5	54.1	66	46.0	56	16	10-150/27
78-93-3	2-Butanone (MEK)	ND	82.5	46.1	56	38.8	47	17	21-179/29
104-51-8	n-Butylbenzene	ND	82.5	ND	0* a	ND	0* a	nc	10-156/33
135-98-8	sec-Butylbenzene	ND	82.5	ND	0* a	ND	0* a	nc	10-152/30
98-06-6	tert-Butylbenzene	ND	82.5	36.6	44	19.1	23	63* a	10-151/28
56-23-5	Carbon tetrachloride	ND	82.5	54.7	66	50.0	61	9	25-156/24
108-90-7	Chlorobenzene	ND	82.5	4.8	6* a	3.9	5* a	21	25-140/24
75-00-3	Chloroethane	ND	82.5	62.2	75	54.0	65	14	15-143/26
67-66-3	Chloroform	53.6	82.5	122	83	103	60	17	42-134/21
74-87-3	Chloromethane	ND	82.5	72.4	88	62.3	76	15	33-134/25
95-49-8	o-Chlorotoluene	ND	82.5	ND	0* a	ND	0* a	nc	13-146/29
106-43-4	p-Chlorotoluene	ND	82.5	12.0	15	ND	0* a	200* a	10-143/27
108-20-3	Di-Isopropyl ether	ND	82.5	21.3	26* a	17.1	21* a	22* a	39-133/20
96-12-8	1,2-Dibromo-3-chloropropane	ND	82.5	ND	0* a	ND	0* a	nc	15-154/28
124-48-1	Dibromochloromethane	ND	82.5	10.4	13* a	7.8	9* a	29* a	28-150/22
106-93-4	1,2-Dibromoethane	ND	82.5	7.1	9* a	4.8	6* a	39* a	34-141/21
95-50-1	1,2-Dichlorobenzene	ND	82.5	ND	0* a	ND	0* a	nc	10-147/28
541-73-1	1,3-Dichlorobenzene	ND	82.5	ND	0* a	ND	0* a	nc	10-148/28
106-46-7	1,4-Dichlorobenzene	ND	82.5	ND	0* a	ND	0* a	nc	10-144/28
75-71-8	Dichlorodifluoromethane	ND	82.5	92.2	112	77.8	94	17	18-162/26
75-34-3	1,1-Dichloroethane	ND	82.5	39.9	48	33.1	40* a	19	44-131/21
107-06-2	1,2-Dichloroethane	ND	82.5	19.0	23* a	16.4	20* a	15	39-144/20
75-35-4	1,1-Dichloroethene	ND	82.5	49.7	60	42.3	51	16	37-135/23
156-59-2	cis-1,2-Dichloroethene	ND	82.5	27.1	33* a	22.3	27* a	19	38-134/21
156-60-5	trans-1,2-Dichloroethene	ND	82.5	27.1	33* a	22.6	27* a	18	35-133/23
78-87-5	1,2-Dichloropropane	ND	82.5	12.7	15* a	10.9	13* a	15	41-132/20
142-28-9	1,3-Dichloropropane	ND	82.5	10.5	13* a	7.9	10* a	28* a	38-135/20
594-20-7	2,2-Dichloropropane	ND	82.5	62.8	76	53.7	65	16	29-141/23
563-58-6	1,1-Dichloropropene	ND	82.5	15.3	19* a	13.2	16* a	15	30-141/24
10061-01-5	cis-1,3-Dichloropropene	ND	82.5	6.2	8* a	5.4	7* a	14	31-141/23

# Matrix Spike/Matrix Spike Duplicate Summary

**Job Number:** C17019

**Account:** ALNCA Accutest Northern California, Inc.

**Project:** IRISECAO: Romic Soil Investigation(Romic EPA) - 2081 Bay Road,East Palo Alto,CA

Sample	File ID	DF	Analyzed	By	Prep Date	Prep Batch	Analytical Batch
JA81655-3MS	G140476.D	1	07/29/11	SJM	n/a	n/a	VG6583
JA81655-3MSD	G140477.D	1	07/29/11	SJM	n/a	n/a	VG6583
JA81655-3	G140475.D	1	07/29/11	SJM	n/a	n/a	VG6583

The QC reported here applies to the following samples:

Method: SW846 8260B

C17019-22

CAS No.	Compound	JA81655-3 ug/kg	Spike Q	ug/kg	MS ug/kg	MS %	MSD ug/kg	MSD %	RPD	Limits Rec/RPD
10061-02-6	trans-1,3-Dichloropropene	ND		82.5	4.8	6* a	3.9	5* a	21	29-146/24
100-41-4	Ethylbenzene	ND		82.5	3.6	4* a	2.8	3* a	25	20-144/25
87-68-3	Hexachlorobutadiene	ND		82.5	ND	0* a	ND	0* a	nc	10-176/36
591-78-6	2-Hexanone	ND		82.5	ND	0* a	ND	0* a	nc	15-172/30
98-82-8	Isopropylbenzene	ND		82.5	18.1	22	10.5	13* a	53* a	14-146/27
99-87-6	p-Isopropyltoluene	ND		82.5	ND	0* a	ND	0* a	nc	10-154/30
1634-04-4	Methyl Tert Butyl Ether	ND		82.5	61.0	74	49.5	60	21* a	43-131/20
108-10-1	4-Methyl-2-pentanone(MIBK)	ND		82.5	7.1	9* a	6.8	8* a	4	36-145/26
74-95-3	Methylene bromide	ND		82.5	18.2	22* a	15.4	19* a	17	42-138/21
75-09-2	Methylene chloride	3.6	J	82.5	56.2	64	45.8	51	20	41-128/20
91-20-3	Naphthalene	ND		82.5	ND	0* a	ND	0* a	nc	10-157/34
103-65-1	n-Propylbenzene	ND		82.5	7.4	9* a	9.8	12	28	10-147/29
100-42-5	Styrene	ND		82.5	1.2	1* a	0.98	1* a	20	13-154/25
75-65-0	Tert Butyl Alcohol	ND		412	350	85	311	75	12	41-146/26
994-05-8	tert-Amyl Methyl Ether	ND		82.5	31.9	39* a	28.5	35* a	11	41-131/20
637-92-3	tert-Butyl Ethyl Ether	ND		82.5	37.1	45	29.8	36* a	22* a	41-134/20
630-20-6	1,1,1,2-Tetrachloroethane	ND		82.5	14.4	17* a	10.7	13* a	29* a	28-148/22
79-34-5	1,1,2,2-Tetrachloroethane	ND		82.5	39.5	48	19.9	24* a	66* a	30-134/26
127-18-4	Tetrachloroethene	ND		82.5	13.9	17* a	10.5	13* a	28* a	18-163/26
108-88-3	Toluene	ND		82.5	6.8	8* a	5.9	7* a	14	29-138/23
87-61-6	1,2,3-Trichlorobenzene	ND		82.5	ND	0* a	ND	0* a	nc	10-158/36
120-82-1	1,2,4-Trichlorobenzene	ND		82.5	ND	0* a	ND	0* a	nc	10-163/35
71-55-6	1,1,1-Trichloroethane	ND		82.5	63.4	77	53.1	64	18	35-145/23
79-00-5	1,1,2-Trichloroethane	ND		82.5	8.9	11* a	6.9	8* a	25* a	37-140/22
79-01-6	Trichloroethene	ND		82.5	13.0	16* a	11.7	14* a	11	28-151/23
75-69-4	Trichlorofluoromethane	ND		82.5	85.9	104	72.8	88	17	29-154/25
96-18-4	1,2,3-Trichloropropane	ND		82.5	ND	0* a	ND	0* a	nc	35-141/24
95-63-6	1,2,4-Trimethylbenzene	ND		82.5	ND	0* a	ND	0* a	nc	10-151/31
108-67-8	1,3,5-Trimethylbenzene	ND		82.5	ND	0* a	ND	0* a	nc	10-146/28
75-01-4	Vinyl chloride	ND		82.5	72.3	88	62.0	75	15	33-143/24
1330-20-7	Xylene (total)	ND		247	6.9	3* a	6.0	2* a	14	18-145/25

CAS No.	Surrogate Recoveries	MS	MSD	JA81655-3	Limits
1868-53-7	Dibromofluoromethane	129%	119%	118%	67-131%

# Matrix Spike/Matrix Spike Duplicate Summary

**Job Number:** C17019

**Account:** ALNCA Accutest Northern California, Inc.

**Project:** IRISECAO: Romic Soil Investigation(Romic EPA) - 2081 Bay Road,East Palo Alto,CA

Sample	File ID	DF	Analyzed	By	Prep Date	Prep Batch	Analytical Batch
JA81655-3MS	G140476.D	1	07/29/11	SJM	n/a	n/a	VG6583
JA81655-3MSD	G140477.D	1	07/29/11	SJM	n/a	n/a	VG6583
JA81655-3	G140475.D	1	07/29/11	SJM	n/a	n/a	VG6583

The QC reported here applies to the following samples:

Method: SW846 8260B

C17019-22

CAS No.	Surrogate Recoveries	MS	MSD	JA81655-3	Limits
17060-07-0	1,2-Dichloroethane-D4	107%	102%	97%	66-130%
2037-26-5	Toluene-D8	82%	86%	80%	76-125%
460-00-4	4-Bromofluorobenzene	324% * a	270% * a	287% * b	53-142%

(a) Outside control limits due to matrix interference.

(b) Outside control limits due to matrix interference. Confirmed by MS/MSD.

# Matrix Spike/Matrix Spike Duplicate Summary

**Job Number:** C17019

**Account:** ALNCA Accutest Northern California, Inc.

**Project:** IRISECAO: Romic Soil Investigation(Romic EPA) - 2081 Bay Road,East Palo Alto,CA

Sample	File ID	DF	Analyzed	By	Prep Date	Prep Batch	Analytical Batch
C17043-29MS	E180661.D	1	07/29/11	OTR	n/a	n/a	VE7958
C17043-29MSD	E180662.D	1	07/29/11	OTR	n/a	n/a	VE7958
C17043-29	E180659.D	1	07/29/11	OTR	n/a	n/a	VE7958
C17043-29	E180663.D	1	07/29/11	OTR	n/a	n/a	VE7958

The QC reported here applies to the following samples:

Method: SW846 8260B

C17019-8, C17019-10, C17019-12, C17019-13, C17019-14, C17019-27

CAS No.	Compound	C17043-29 ug/kg	Spike Q	ug/kg	MS ug/kg	MS %	MSD ug/kg	MSD %	RPD	Limits Rec/RPD
67-64-1	Acetone	24300		53000	85400	115	80800	107	6	12-189/33
71-43-2	Benzene	ND		53000	54000	102	53300	101	1	37-132/21
108-86-1	Bromobenzene	ND		53000	54200	102	53000	100	2	17-144/25
74-97-5	Bromochloromethane	ND		53000	56000	106	55700	105	1	43-136/20
75-27-4	Bromodichloromethane	ND		53000	57100	108	56600	107	1	34-148/21
75-25-2	Bromoform	ND		53000	57500	109	57200	108	1	23-153/23
74-83-9	Bromomethane	ND		53000	50700	96	51800	98	2	10-150/27
78-93-3	2-Butanone (MEK)	13200		53000	74200	115	69900	107	6	21-179/29
104-51-8	n-Butylbenzene	4300	J	53000	59900	105	59500	104	1	10-156/33
135-98-8	sec-Butylbenzene	1810	J	53000	57400	105	57100	104	1	10-152/30
98-06-6	tert-Butylbenzene	ND		53000	53700	101	53200	100	1	10-151/28
56-23-5	Carbon tetrachloride	ND		53000	61600	116	60800	115	1	25-156/24
108-90-7	Chlorobenzene	ND		53000	53700	101	52600	99	2	25-140/24
75-00-3	Chloroethane	ND		53000	55500	105	56100	106	1	15-143/26
67-66-3	Chloroform	581	J	53000	56800	106	56100	105	1	42-134/21
74-87-3	Chloromethane	ND		53000	54200	102	53800	102	1	33-134/25
95-49-8	o-Chlorotoluene	ND		53000	53500	101	51800	98	3	13-146/29
106-43-4	p-Chlorotoluene	ND		53000	53800	102	53100	100	1	10-143/27
108-20-3	Di-Isopropyl ether	ND		53000	55900	106	55200	104	1	39-133/20
96-12-8	1,2-Dibromo-3-chloropropane	ND		53000	58100	110	58700	111	1	15-154/28
124-48-1	Dibromochloromethane	ND		53000	56700	107	55200	104	3	28-150/22
106-93-4	1,2-Dibromoethane	ND		53000	57100	108	56400	106	1	34-141/21
95-50-1	1,2-Dichlorobenzene	10700		53000	64600	102	64100	101	1	10-147/28
541-73-1	1,3-Dichlorobenzene	274	J	53000	53400	100	52900	99	1	10-148/28
106-46-7	1,4-Dichlorobenzene	1350	J	53000	53500	98	52800	97	1	10-144/28
75-71-8	Dichlorodifluoromethane	ND		53000	50400	95	49700	94	1	18-162/26
75-34-3	1,1-Dichloroethane	2530	J	53000	60700	110	60200	109	1	44-131/21
107-06-2	1,2-Dichloroethane	8680		53000	63900	104	62800	102	2	39-144/20
75-35-4	1,1-Dichloroethene	7930		53000	66800	111	67700	113	1	37-135/23
156-59-2	cis-1,2-Dichloroethene	67700		53000	124000	106	123000	104	1	38-134/21
156-60-5	trans-1,2-Dichloroethene	467	J	53000	59800	112	59200	111	1	35-133/23
78-87-5	1,2-Dichloropropane	ND		53000	57300	108	56000	106	2	41-132/20
142-28-9	1,3-Dichloropropane	ND		53000	54000	102	52100	98	4	38-135/20
594-20-7	2,2-Dichloropropane	ND		53000	53800	102	52800	100	2	29-141/23
563-58-6	1,1-Dichloropropene	ND		53000	58800	111	58000	110	1	30-141/24
10061-01-5	cis-1,3-Dichloropropene	ND		53000	56700	107	55800	105	2	31-141/23

8.3.4  
8

# Matrix Spike/Matrix Spike Duplicate Summary

**Job Number:** C17019

**Account:** ALNCA Accutest Northern California, Inc.

**Project:** IRISECAO: Romic Soil Investigation(Romic EPA) - 2081 Bay Road,East Palo Alto,CA

Sample	File ID	DF	Analyzed	By	Prep Date	Prep Batch	Analytical Batch
C17043-29MS	E180661.D	1	07/29/11	OTR	n/a	n/a	VE7958
C17043-29MSD	E180662.D	1	07/29/11	OTR	n/a	n/a	VE7958
C17043-29	E180659.D	1	07/29/11	OTR	n/a	n/a	VE7958
C17043-29	E180663.D	1	07/29/11	OTR	n/a	n/a	VE7958

The QC reported here applies to the following samples:

Method: SW846 8260B

C17019-8, C17019-10, C17019-12, C17019-13, C17019-14, C17019-27

CAS No.	Compound	C17043-29 ug/kg	Spike Q	ug/kg	MS ug/kg	MS %	MSD ug/kg	MSD %	RPD	Limits Rec/RPD
10061-02-6	trans-1,3-Dichloropropene	ND		53000	57400	108	56200	106	2	29-146/24
100-41-4	Ethylbenzene	35200		53000	87700	99	86000	96	2	20-144/25
87-68-3	Hexachlorobutadiene	ND		53000	58400	110	58400	110	0	10-176/36
591-78-6	2-Hexanone	ND		53000	57000	108	55000	104	4	15-172/30
98-82-8	Isopropylbenzene	2120	J	53000	56600	103	55700	101	2	14-146/27
99-87-6	p-Isopropyltoluene	3720	J	53000	59100	105	59700	106	1	10-154/30
1634-04-4	Methyl Tert Butyl Ether	ND		53000	53400	101	53800	102	1	43-131/20
108-10-1	4-Methyl-2-pentanone(MIBK)	21200		53000	81100	113	78300	108	4	36-145/26
74-95-3	Methylene bromide	ND		53000	57800	109	57100	108	1	42-138/21
75-09-2	Methylene chloride	6210		53000	59600	101	59500	101	0	41-128/20
91-20-3	Naphthalene	14600		53000	67400	100	66700	98	1	10-157/34
103-65-1	n-Propylbenzene	4090	J	53000	59000	104	57900	102	2	10-147/29
100-42-5	Styrene	ND		53000	56800	107	55700	105	2	13-154/25
75-65-0	Tert Butyl Alcohol	ND		265000	271000	102	270000	102	0	41-146/26
994-05-8	tert-Amyl Methyl Ether	ND		53000	52500	99	52600	99	0	41-131/20
637-92-3	tert-Butyl Ethyl Ether	ND		53000	54400	103	54400	103	0	41-134/20
630-20-6	1,1,1,2-Tetrachloroethane	ND		53000	54700	103	54000	102	1	28-148/22
79-34-5	1,1,2,2-Tetrachloroethane	ND		53000	52600	99	51800	98	2	30-134/26
127-18-4	Tetrachloroethene	45900		53000	101000	104	99700	102	1	18-163/26
108-88-3	Toluene	115000		53000	177000	117	172000	108	3	29-138/23
87-61-6	1,2,3-Trichlorobenzene	ND		53000	53200	100	52100	98	2	10-158/36
120-82-1	1,2,4-Trichlorobenzene	ND		53000	51100	96	51000	96	0	10-163/35
71-55-6	1,1,1-Trichloroethane	2110	J	53000	64000	117	64300	117	0	35-145/23
79-00-5	1,1,2-Trichloroethane	ND		53000	58200	110	56500	107	3	37-140/22
79-01-6	Trichloroethene	354000 <sup>b</sup>		53000	441000	164* <sup>a</sup>	433000	149	2	28-151/23
75-69-4	Trichlorofluoromethane	ND		53000	55900	106	56800	107	2	29-154/25
96-18-4	1,2,3-Trichloropropane	ND		53000	55800	105	54600	103	2	35-141/24
95-63-6	1,2,4-Trimethylbenzene	45000		53000	95600	96	94900	94	1	10-151/31
108-67-8	1,3,5-Trimethylbenzene	12500		53000	66300	102	65100	99	2	10-146/28
75-01-4	Vinyl chloride	3390	J	53000	57000	101	57200	102	0	33-143/24
1330-20-7	Xylene (total)	213000		159000	373000	101	367000	97	2	18-145/25

CAS No.	Surrogate Recoveries	MS	MSD	C17043-29	C17043-29	Limits
1868-53-7	Dibromofluoromethane	94%	95%	92%	92%	67-131%

8.3.4  
8

# Matrix Spike/Matrix Spike Duplicate Summary

**Job Number:** C17019  
**Account:** ALNCA Accutest Northern California, Inc.  
**Project:** IRISECAO: Romic Soil Investigation(Romic EPA) - 2081 Bay Road,East Palo Alto,CA

Sample	File ID	DF	Analyzed	By	Prep Date	Prep Batch	Analytical Batch
C17043-29MS	E180661.D	1	07/29/11	OTR	n/a	n/a	VE7958
C17043-29MSD	E180662.D	1	07/29/11	OTR	n/a	n/a	VE7958
C17043-29	E180659.D	1	07/29/11	OTR	n/a	n/a	VE7958
C17043-29	E180663.D	1	07/29/11	OTR	n/a	n/a	VE7958

**The QC reported here applies to the following samples:** **Method:** SW846 8260B

C17019-8, C17019-10, C17019-12, C17019-13, C17019-14, C17019-27

CAS No.	Surrogate Recoveries	MS	MSD	C17043-29	C17043-29	Limits
17060-07-0	1,2-Dichloroethane-D4	93%	93%	96%	94%	66-130%
2037-26-5	Toluene-D8	94%	93%	91%	92%	76-125%
460-00-4	4-Bromofluorobenzene	86%	85%	89%	90%	53-142%

- (a) Outside control limits due to high level in sample relative to spike amount.
- (b) Result is from Run #2.

8.3.4  
8



# Matrix Spike/Matrix Spike Duplicate Summary

**Job Number:** C17019

**Account:** ALNCA Accutest Northern California, Inc.

**Project:** IRISECAO: Romic Soil Investigation(Romic EPA) - 2081 Bay Road,East Palo Alto,CA

Sample	File ID	DF	Analyzed	By	Prep Date	Prep Batch	Analytical Batch
JA81766-19MS	V117806.D	1	07/29/11	AVM	n/a	n/a	VV5018
JA81766-19MSD	V117807.D	1	07/29/11	AVM	n/a	n/a	VV5018
JA81766-19	V117805.D	1	07/29/11	AVM	n/a	n/a	VV5018

The QC reported here applies to the following samples:

Method: SW846 8260B

C17019-16, C17019-17, C17019-18, C17019-19, C17019-20, C17019-21, C17019-30

CAS No.	Compound	JA81766-19 ug/kg	Spike Q	ug/kg	MS ug/kg	MS %	MSD ug/kg	MSD %	RPD	Limits Rec/RPD
67-64-1	Acetone	25.1		93.5	121	103	113	94	7	12-189/33
71-43-2	Benzene	ND		93.5	89.1	95	80.0	86	11	37-132/21
108-86-1	Bromobenzene	ND		93.5	79.9	85	73.6	79	8	17-144/25
74-97-5	Bromochloromethane	ND		93.5	89.0	95	79.4	85	11	43-136/20
75-27-4	Bromodichloromethane	ND		93.5	94.1	101	86.1	92	9	34-148/21
75-25-2	Bromoform	ND		93.5	87.8	94	78.6	84	11	23-153/23
74-83-9	Bromomethane	ND		93.5	107	114	92.6	99	14	10-150/27
78-93-3	2-Butanone (MEK)	ND		93.5	104	111	92.9	99	11	21-179/29
104-51-8	n-Butylbenzene	ND		93.5	54.1	58	54.6	58	1	10-156/33
135-98-8	sec-Butylbenzene	ND		93.5	60.9	65	62.3	67	2	10-152/30
98-06-6	tert-Butylbenzene	ND		93.5	68.4	73	69.0	74	1	10-151/28
56-23-5	Carbon tetrachloride	ND		93.5	88.1	94	80.4	86	9	25-156/24
108-90-7	Chlorobenzene	ND		93.5	86.1	92	78.5	84	9	25-140/24
75-00-3	Chloroethane	ND		93.5	118	126	104	111	13	15-143/26
67-66-3	Chloroform	ND		93.5	93.4	100	83.0	89	12	42-134/21
74-87-3	Chloromethane	ND		93.5	100	107	86.4	92	15	33-134/25
95-49-8	o-Chlorotoluene	ND		93.5	76.9	82	73.6	79	4	13-146/29
106-43-4	p-Chlorotoluene	ND		93.5	75.5	81	70.1	75	7	10-143/27
108-20-3	Di-Isopropyl ether	ND		93.5	86.7	93	78.2	84	10	39-133/20
96-12-8	1,2-Dibromo-3-chloropropane	ND		93.5	85.0	91	72.2	77	16	15-154/28
124-48-1	Dibromochloromethane	ND		93.5	94.8	101	84.9	91	11	28-150/22
106-93-4	1,2-Dibromoethane	ND		93.5	90.2	96	80.5	86	11	34-141/21
95-50-1	1,2-Dichlorobenzene	ND		93.5	67.9	73	62.4	67	8	10-147/28
541-73-1	1,3-Dichlorobenzene	ND		93.5	68.1	73	64.2	69	6	10-148/28
106-46-7	1,4-Dichlorobenzene	ND		93.5	69.0	74	63.6	68	8	10-144/28
75-71-8	Dichlorodifluoromethane	ND		93.5	98.8	106	89.6	96	10	18-162/26
75-34-3	1,1-Dichloroethane	ND		93.5	96.0	103	85.5	91	12	44-131/21
107-06-2	1,2-Dichloroethane	ND		93.5	96.9	104	86.7	93	11	39-144/20
75-35-4	1,1-Dichloroethene	ND		93.5	88.6	95	78.0	83	13	37-135/23
156-59-2	cis-1,2-Dichloroethene	ND		93.5	93.9	100	83.4	89	12	38-134/21
156-60-5	trans-1,2-Dichloroethene	ND		93.5	91.5	98	80.0	86	13	35-133/23
78-87-5	1,2-Dichloropropane	ND		93.5	88.6	95	78.9	84	12	41-132/20
142-28-9	1,3-Dichloropropane	ND		93.5	93.0	99	83.0	89	11	38-135/20
594-20-7	2,2-Dichloropropane	ND		93.5	103	110	92.3	99	11	29-141/23
563-58-6	1,1-Dichloropropene	ND		93.5	92.5	99	81.1	87	13	30-141/24
10061-01-5	cis-1,3-Dichloropropene	ND		93.5	88.6	95	76.4	82	15	31-141/23

8.3.5  
8

# Matrix Spike/Matrix Spike Duplicate Summary

**Job Number:** C17019

**Account:** ALNCA Accutest Northern California, Inc.

**Project:** IRISECAO: Romic Soil Investigation(Romic EPA) - 2081 Bay Road,East Palo Alto,CA

Sample	File ID	DF	Analyzed	By	Prep Date	Prep Batch	Analytical Batch
JA81766-19MS	V117806.D	1	07/29/11	AVM	n/a	n/a	VV5018
JA81766-19MSD	V117807.D	1	07/29/11	AVM	n/a	n/a	VV5018
JA81766-19	V117805.D	1	07/29/11	AVM	n/a	n/a	VV5018

The QC reported here applies to the following samples:

Method: SW846 8260B

C17019-16, C17019-17, C17019-18, C17019-19, C17019-20, C17019-21, C17019-30

CAS No.	Compound	JA81766-19 ug/kg	Spike Q	ug/kg	MS ug/kg	MS %	MSD ug/kg	MSD %	RPD	Limits Rec/RPD
10061-02-6	trans-1,3-Dichloropropene	ND	93.5	92.5	99	80.7	86	14	29-146/24	
100-41-4	Ethylbenzene	ND	93.5	88.3	94	80.8	86	9	20-144/25	
87-68-3	Hexachlorobutadiene	ND	93.5	32.8	35	31.8	34	3	10-176/36	
591-78-6	2-Hexanone	ND	93.5	89.7	96	78.6	84	13	15-172/30	
98-82-8	Isopropylbenzene	ND	93.5	79.4	85	77.2	83	3	14-146/27	
99-87-6	p-Isopropyltoluene	ND	93.5	61.8	66	62.9	67	2	10-154/30	
1634-04-4	Methyl Tert Butyl Ether	ND	93.5	93.1	100	82.2	88	12	43-131/20	
108-10-1	4-Methyl-2-pentanone(MIBK)	ND	93.5	86.6	93	76.1	81	13	36-145/26	
74-95-3	Methylene bromide	ND	93.5	88.7	95	79.7	85	11	42-138/21	
75-09-2	Methylene chloride	ND	93.5	83.4	89	74.9	80	11	41-128/20	
91-20-3	Naphthalene	ND	93.5	57.1	61	51.7	55	10	10-157/34	
103-65-1	n-Propylbenzene	ND	93.5	73.3	78	71.3	76	3	10-147/29	
100-42-5	Styrene	ND	93.5	85.3	91	76.5	82	11	13-154/25	
75-65-0	Tert Butyl Alcohol	ND	468	493	105	531	114	7	41-146/26	
994-05-8	tert-Amyl Methyl Ether	ND	93.5	88.2	94	79.2	85	11	41-131/20	
637-92-3	tert-Butyl Ethyl Ether	ND	93.5	92.6	99	83.3	89	11	41-134/20	
630-20-6	1,1,1,2-Tetrachloroethane	ND	93.5	91.0	97	82.8	89	9	28-148/22	
79-34-5	1,1,2,2-Tetrachloroethane	ND	93.5	88.1	94	76.1	81	15	30-134/26	
127-18-4	Tetrachloroethene	ND	93.5	84.5	90	79.2	85	6	18-163/26	
108-88-3	Toluene	ND	93.5	91.1	97	81.8	87	11	29-138/23	
87-61-6	1,2,3-Trichlorobenzene	ND	93.5	44.5	48	41.0	44	8	10-158/36	
120-82-1	1,2,4-Trichlorobenzene	ND	93.5	46.4	50	43.8	47	6	10-163/35	
71-55-6	1,1,1-Trichloroethane	ND	93.5	99.9	107	89.9	96	11	35-145/23	
79-00-5	1,1,2-Trichloroethane	ND	93.5	84.7	91	74.3	79	13	37-140/22	
79-01-6	Trichloroethene	ND	93.5	90.1	96	81.5	87	10	28-151/23	
75-69-4	Trichlorofluoromethane	ND	93.5	112	120	101	108	10	29-154/25	
96-18-4	1,2,3-Trichloropropane	ND	93.5	89.3	95	80.5	86	10	35-141/24	
95-63-6	1,2,4-Trimethylbenzene	ND	93.5	74.1	79	71.9	77	3	10-151/31	
108-67-8	1,3,5-Trimethylbenzene	ND	93.5	72.2	77	70.6	75	2	10-146/28	
75-01-4	Vinyl chloride	ND	93.5	115	123	100	107	14	33-143/24	
1330-20-7	Xylene (total)	ND	281	262	93	243	87	8	18-145/25	

CAS No.	Surrogate Recoveries	MS	MSD	JA81766-19	Limits
1868-53-7	Dibromofluoromethane	107%	105%	109%	67-131%

8.3.5  
8

# Matrix Spike/Matrix Spike Duplicate Summary

**Job Number:** C17019  
**Account:** ALNCA Accutest Northern California, Inc.  
**Project:** IRISECAO: Romic Soil Investigation(Romic EPA) - 2081 Bay Road,East Palo Alto,CA

Sample	File ID	DF	Analyzed	By	Prep Date	Prep Batch	Analytical Batch
JA81766-19MS	V117806.D	1	07/29/11	AVM	n/a	n/a	VV5018
JA81766-19MSD	V117807.D	1	07/29/11	AVM	n/a	n/a	VV5018
JA81766-19	V117805.D	1	07/29/11	AVM	n/a	n/a	VV5018

**The QC reported here applies to the following samples:** **Method:** SW846 8260B

C17019-16, C17019-17, C17019-18, C17019-19, C17019-20, C17019-21, C17019-30

CAS No.	Surrogate Recoveries	MS	MSD	JA81766-19	Limits
17060-07-0	1,2-Dichloroethane-D4	108%	102%	106%	66-130%
2037-26-5	Toluene-D8	107%	106%	105%	76-125%
460-00-4	4-Bromofluorobenzene	101%	100%	100%	53-142%

8.3.5  
8

# Matrix Spike/Matrix Spike Duplicate Summary

**Job Number:** C17019

**Account:** ALNCA Accutest Northern California, Inc.

**Project:** IRISECAO: Romic Soil Investigation(Romic EPA) - 2081 Bay Road,East Palo Alto,CA

Sample	File ID	DF	Analyzed	By	Prep Date	Prep Batch	Analytical Batch
C17019-9MS	3A95311.D	1	07/29/11	HSS	n/a	n/a	V3A4090
C17019-9MSD	3A95312.D	1	07/29/11	HSS	n/a	n/a	V3A4090
C17019-9	3A95300.D	1	07/29/11	HSS	n/a	n/a	V3A4090
C17019-9	3A95303.D	1	07/29/11	HSS	n/a	n/a	V3A4090

The QC reported here applies to the following samples:

Method: SW846 8260B

C17019-7, C17019-9, C17019-11

CAS No.	Compound	C17019-9 ug/kg	Spike ug/kg	MS ug/kg	MS %	MSD ug/kg	MSD %	RPD	Limits Rec/RPD
67-64-1	Acetone	85300 <sup>a</sup>	22700	126000	179	119000	148	6	12-189/33
71-43-2	Benzene	640	22700	18900	80	18800	80	1	37-132/21
108-86-1	Bromobenzene	ND	22700	21600	95	21600	95	0	43-136/25
74-97-5	Bromochloromethane	ND	22700	19200	84	18600	82	3	17-144/20
75-27-4	Bromodichloromethane	ND	22700	18900	83	18500	81	2	34-148/21
75-25-2	Bromoform	ND	22700	20100	88	19500	86	3	23-153/23
74-83-9	Bromomethane	ND	22700	20800	92	20300	89	2	10-150/27
78-93-3	2-Butanone (MEK)	175000 <sup>a</sup>	22700	215000	176	201000	114	7	21-179/29
104-51-8	n-Butylbenzene	ND	22700	19600	86	19500	86	1	10-156/33
135-98-8	sec-Butylbenzene	ND	22700	21100	93	20800	92	1	10-152/30
98-06-6	tert-Butylbenzene	ND	22700	22300	98	22100	97	1	10-151/28
56-23-5	Carbon tetrachloride	ND	22700	19300	85	19300	85	0	25-156/24
108-90-7	Chlorobenzene	290	J 22700	20000	87	19900	86	1	25-140/24
75-00-3	Chloroethane	ND	22700	18800	83	18000	79	4	15-143/26
67-66-3	Chloroform	ND	22700	18400	81	18300	81	1	42-134/21
74-87-3	Chloromethane	ND	22700	17300	76	16400	72	5	33-134/25
95-49-8	o-Chlorotoluene	ND	22700	20700	91	20400	90	1	13-146/29
106-43-4	p-Chlorotoluene	ND	22700	20400	90	20200	89	1	10-143/27
108-20-3	Di-Isopropyl ether	ND	22700	19600	86	19100	84	3	39-133/20
96-12-8	1,2-Dibromo-3-chloropropane	ND	22700	19500	86	19300	85	1	15-154/28
124-48-1	Dibromochloromethane	ND	22700	19900	88	19700	87	1	28-150/22
106-93-4	1,2-Dibromoethane	ND	22700	20000	88	19500	86	3	34-141/21
95-50-1	1,2-Dichlorobenzene	ND	22700	19500	86	19400	85	1	10-147/28
541-73-1	1,3-Dichlorobenzene	ND	22700	19500	86	19200	84	2	10-148/28
106-46-7	1,4-Dichlorobenzene	ND	22700	18900	83	18900	83	0	10-144/28
75-71-8	Dichlorodifluoromethane	ND	22700	18600	82	18400	81	1	18-162/26
75-34-3	1,1-Dichloroethane	423	J 22700	18300	79	18100	78	1	44-131/21
107-06-2	1,2-Dichloroethane	244	J 22700	19000	83	18500	80	3	39-144/20
75-35-4	1,1-Dichloroethene	ND	22700	18500	81	17800	78	4	37-135/23
156-59-2	cis-1,2-Dichloroethene	45700	22700	54000	37* <sup>b</sup>	53700	35* <sup>b</sup>	1	38-134/21
156-60-5	trans-1,2-Dichloroethene	ND	22700	17900	79	17800	78	1	35-133/23
78-87-5	1,2-Dichloropropane	ND	22700	18700	82	18500	81	1	41-132/20
142-28-9	1,3-Dichloropropane	ND	22700	19500	86	18700	82	4	38-135/20
594-20-7	2,2-Dichloropropane	ND	22700	18700	82	18400	81	2	29-141/23
563-58-6	1,1-Dichloropropene	ND	22700	18800	83	18500	81	2	30-141/24
10061-01-5	cis-1,3-Dichloropropene	ND	22700	20500	90	20100	88	2	31-141/23

8.3.6  
8

# Matrix Spike/Matrix Spike Duplicate Summary

**Job Number:** C17019

**Account:** ALNCA Accutest Northern California, Inc.

**Project:** IRISECAO: Romic Soil Investigation(Romic EPA) - 2081 Bay Road,East Palo Alto,CA

Sample	File ID	DF	Analyzed	By	Prep Date	Prep Batch	Analytical Batch
C17019-9MS	3A95311.D	1	07/29/11	HSS	n/a	n/a	V3A4090
C17019-9MSD	3A95312.D	1	07/29/11	HSS	n/a	n/a	V3A4090
C17019-9	3A95300.D	1	07/29/11	HSS	n/a	n/a	V3A4090
C17019-9	3A95303.D	1	07/29/11	HSS	n/a	n/a	V3A4090

The QC reported here applies to the following samples:

Method: SW846 8260B

C17019-7, C17019-9, C17019-11

CAS No.	Compound	C17019-9 ug/kg	Spike Q	ug/kg	MS ug/kg	MS %	MSD ug/kg	MSD %	RPD	Limits Rec/RPD
10061-02-6	trans-1,3-Dichloropropene	ND		22700	20600	91	20100	88	2	29-146/24
100-41-4	Ethylbenzene	29800		22700	43300	59	42400	55	2	20-144/25
87-68-3	Hexachlorobutadiene	ND		22700	20500	90	21100	93	3	10-176/36
591-78-6	2-Hexanone	ND		22700	22800	100	22000	97	4	15-172/30
98-82-8	Isopropylbenzene	815	J	22700	22400	95	22000	93	2	14-146/27
99-87-6	p-Isopropyltoluene	338	J	22700	21100	91	21200	92	0	10-154/30
1634-04-4	Methyl Tert Butyl Ether	ND		22700	18100	80	17600	77	3	43-131/20
108-10-1	4-Methyl-2-pentanone(MIBK)	108000 <sup>a</sup>		22700	127000	84	122000	62	4	36-145/26
74-95-3	Methylene bromide	ND		22700	19500	86	19100	84	2	42-138/21
75-09-2	Methylene chloride	ND		22700	18300	81	18000	79	2	41-128/20
91-20-3	Naphthalene	1200	J	22700	21600	90	22100	92	2	10-157/34
103-65-1	n-Propylbenzene	1920	J	22700	22800	92	22500	91	1	10-147/29
100-42-5	Styrene	ND		22700	20100	88	19700	87	2	13-154/25
75-65-0	Tert Butyl Alcohol	ND		114000	105000	92	110000	97	5	41-146/26
994-05-8	tert-Amyl Methyl Ether	ND		22700	21500	95	21600	95	0	41-131/20
637-92-3	tert-Butyl Ethyl Ether	ND		22700	20200	89	19700	87	3	41-134/20
630-20-6	1,1,1,2-Tetrachloroethane	ND		22700	19500	86	19400	85	1	28-148/22
79-34-5	1,1,2,2-Tetrachloroethane	ND		22700	20200	89	19800	87	2	30-134/26
127-18-4	Tetrachloroethene	ND		22700	22400	99	22200	98	1	18-163/26
108-88-3	Toluene	71400		22700	80100	38	79000	33	1	29-138/23
87-61-6	1,2,3-Trichlorobenzene	ND		22700	20500	90	21300	94	4	10-158/36
120-82-1	1,2,4-Trichlorobenzene	ND		22700	19400	85	19800	87	2	10-163/35
71-55-6	1,1,1-Trichloroethane	ND		22700	19100	84	18700	82	2	35-145/23
79-00-5	1,1,2-Trichloroethane	ND		22700	19300	85	18900	83	2	37-140/22
79-01-6	Trichloroethene	ND		22700	19700	87	19400	85	2	28-151/23
75-69-4	Trichlorofluoromethane	ND		22700	20800	92	20500	90	1	29-154/25
96-18-4	1,2,3-Trichloropropane	ND		22700	20900	92	20200	89	3	35-141/24
95-63-6	1,2,4-Trimethylbenzene	11100		22700	30000	83	29200	80	3	10-151/31
108-67-8	1,3,5-Trimethylbenzene	3550		22700	23700	89	24100	90	2	10-146/28
75-01-4	Vinyl chloride	2370		22700	19100	74	19800	77	4	33-143/24
1330-20-7	Xylene (total)	123000		68200	159000	53	156000	48	2	18-145/25

CAS No.	Surrogate Recoveries	MS	MSD	C17019-9	C17019-9	Limits
1868-53-7	Dibromofluoromethane	97%	96%	100%	98%	67-131%

8.3.6

8

# Matrix Spike/Matrix Spike Duplicate Summary

**Job Number:** C17019  
**Account:** ALNCA Accutest Northern California, Inc.  
**Project:** IRISECAO: Romic Soil Investigation(Romic EPA) - 2081 Bay Road,East Palo Alto,CA

Sample	File ID	DF	Analyzed	By	Prep Date	Prep Batch	Analytical Batch
C17019-9MS	3A95311.D	1	07/29/11	HSS	n/a	n/a	V3A4090
C17019-9MSD	3A95312.D	1	07/29/11	HSS	n/a	n/a	V3A4090
C17019-9	3A95300.D	1	07/29/11	HSS	n/a	n/a	V3A4090
C17019-9	3A95303.D	1	07/29/11	HSS	n/a	n/a	V3A4090

**The QC reported here applies to the following samples:** **Method:** SW846 8260B

C17019-7, C17019-9, C17019-11

CAS No.	Surrogate Recoveries	MS	MSD	C17019-9	C17019-9	Limits
17060-07-0	1,2-Dichloroethane-D4	98%	98%	98%	93%	66-130%
2037-26-5	Toluene-D8	98%	98%	97%	97%	76-125%
460-00-4	4-Bromofluorobenzene	99%	99%	96%	95%	53-142%

- (a) Result is from Run #2.
- (b) Outside control limits due to high level in sample relative to spike amount.

# Matrix Spike/Matrix Spike Duplicate Summary

**Job Number:** C17019

**Account:** ALNCA Accutest Northern California, Inc.

**Project:** IRISECAO: Romic Soil Investigation(Romic EPA) - 2081 Bay Road,East Palo Alto,CA

Sample	File ID	DF	Analyzed	By	Prep Date	Prep Batch	Analytical Batch
JA82021-1MS	3C77634.D	1	07/29/11	JTP	n/a	n/a	V3C3432
JA82021-1MSD	3C77635.D	1	07/29/11	JTP	n/a	n/a	V3C3432
JA82021-1 <sup>a</sup>	3C77631.D	1	07/29/11	JTP	n/a	n/a	V3C3432

The QC reported here applies to the following samples:

Method: SW846 8260B

C17019-1, C17019-15, C17019-23, C17019-24, C17019-26

CAS No.	Compound	JA82021-1 ug/kg	Spike Q ug/kg	MS ug/kg	MS %	MSD ug/kg	MSD %	RPD	Limits Rec/RPD
67-64-1	Acetone	ND	64.4	81.2	126	82.1	128	1	12-189/33
71-43-2	Benzene	ND	64.4	64.4	100	60.7	94	6	37-132/21
108-86-1	Bromobenzene	ND	64.4	63.7	99	62.8	98	1	17-144/25
74-97-5	Bromochloromethane	ND	64.4	66.6	103	64.8	101	3	43-136/20
75-27-4	Bromodichloromethane	ND	64.4	69.7	108	66.3	103	5	34-148/21
75-25-2	Bromoform	ND	64.4	67.6	105	66.2	103	2	23-153/23
74-83-9	Bromomethane	ND	64.4	64.2	100	61.6	96	4	10-150/27
78-93-3	2-Butanone (MEK)	ND	64.4	75.3	117	77.3	120	3	21-179/29
104-51-8	n-Butylbenzene	ND	64.4	71.1	110	68.5	106	4	10-156/33
135-98-8	sec-Butylbenzene	ND	64.4	67.9	105	66.8	104	2	10-152/30
98-06-6	tert-Butylbenzene	ND	64.4	67.8	105	66.0	103	3	10-151/28
56-23-5	Carbon tetrachloride	ND	64.4	70.2	109	65.4	102	7	25-156/24
108-90-7	Chlorobenzene	ND	64.4	63.4	98	61.2	95	4	25-140/24
75-00-3	Chloroethane	ND	64.4	66.1	103	63.5	99	4	15-143/26
67-66-3	Chloroform	ND	64.4	68.7	107	65.6	102	5	42-134/21
74-87-3	Chloromethane	ND	64.4	70.4	109	67.9	105	4	33-134/25
95-49-8	o-Chlorotoluene	ND	64.4	64.7	101	63.4	98	2	13-146/29
106-43-4	p-Chlorotoluene	ND	64.4	64.0	99	62.9	98	2	10-143/27
108-20-3	Di-Isopropyl ether	ND	64.4	70.2	109	67.9	105	3	39-133/20
96-12-8	1,2-Dibromo-3-chloropropane	ND	64.4	71.9	112	71.0	110	1	15-154/28
124-48-1	Dibromochloromethane	ND	64.4	68.0	106	65.8	102	3	28-150/22
106-93-4	1,2-Dibromoethane	ND	64.4	67.4	105	66.4	103	1	34-141/21
95-50-1	1,2-Dichlorobenzene	ND	64.4	62.5	97	61.9	96	1	10-147/28
541-73-1	1,3-Dichlorobenzene	ND	64.4	65.3	101	64.1	100	2	10-148/28
106-46-7	1,4-Dichlorobenzene	ND	64.4	58.7	91	58.2	90	1	10-144/28
75-71-8	Dichlorodifluoromethane	ND	64.4	72.4	112	69.5	108	4	18-162/26
75-34-3	1,1-Dichloroethane	ND	64.4	67.4	105	66.7	104	1	44-131/21
107-06-2	1,2-Dichloroethane	ND	64.4	72.3	112	68.3	106	6	39-144/20
75-35-4	1,1-Dichloroethene	ND	64.4	62.3	97	60.4	94	3	37-135/23
156-59-2	cis-1,2-Dichloroethene	ND	64.4	61.2	95	59.6	93	3	38-134/21
156-60-5	trans-1,2-Dichloroethene	ND	64.4	62.2	97	60.6	94	3	35-133/23
78-87-5	1,2-Dichloropropane	ND	64.4	63.5	99	59.9	93	6	41-132/20
142-28-9	1,3-Dichloropropane	ND	64.4	67.9	105	67.0	104	1	38-135/20
594-20-7	2,2-Dichloropropane	ND	64.4	73.7	114	70.4	109	5	29-141/23
563-58-6	1,1-Dichloropropene	ND	64.4	70.0	109	66.4	103	5	30-141/24
10061-01-5	cis-1,3-Dichloropropene	ND	64.4	69.7	108	65.5	102	6	31-141/23

83.7  
8

# Matrix Spike/Matrix Spike Duplicate Summary

**Job Number:** C17019

**Account:** ALNCA Accutest Northern California, Inc.

**Project:** IRISECAO: Romic Soil Investigation(Romic EPA) - 2081 Bay Road,East Palo Alto,CA

Sample	File ID	DF	Analyzed	By	Prep Date	Prep Batch	Analytical Batch
JA82021-1MS	3C77634.D	1	07/29/11	JTP	n/a	n/a	V3C3432
JA82021-1MSD	3C77635.D	1	07/29/11	JTP	n/a	n/a	V3C3432
JA82021-1 <sup>a</sup>	3C77631.D	1	07/29/11	JTP	n/a	n/a	V3C3432

The QC reported here applies to the following samples:

Method: SW846 8260B

C17019-1, C17019-15, C17019-23, C17019-24, C17019-26

CAS No.	Compound	JA82021-1 ug/kg	Spike Q ug/kg	MS ug/kg	MS %	MSD ug/kg	MSD %	RPD	Limits Rec/RPD
10061-02-6	trans-1,3-Dichloropropene	ND	64.4	71.3	111	68.1	106	5	29-146/24
100-41-4	Ethylbenzene	ND	64.4	66.3	103	64.2	100	3	20-144/25
87-68-3	Hexachlorobutadiene	ND	64.4	68.4	106	67.3	105	2	10-176/36
591-78-6	2-Hexanone	ND	64.4	72.3	112	68.5	106	5	15-172/30
98-82-8	Isopropylbenzene	ND	64.4	64.8	101	63.3	98	2	14-146/27
99-87-6	p-Isopropyltoluene	ND	64.4	68.6	107	67.1	104	2	10-154/30
1634-04-4	Methyl Tert Butyl Ether	ND	64.4	66.8	104	64.7	101	3	43-131/20
108-10-1	4-Methyl-2-pentanone(MIBK)	ND	64.4	70.7	110	68.5	106	3	36-145/26
74-95-3	Methylene bromide	ND	64.4	68.8	107	65.5	102	5	42-138/21
75-09-2	Methylene chloride	ND	64.4	64.1	100	62.8	98	2	41-128/20
91-20-3	Naphthalene	ND	64.4	69.0	107	69.1	107	0	10-157/34
103-65-1	n-Propylbenzene	ND	64.4	69.1	107	67.8	105	2	10-147/29
100-42-5	Styrene	ND	64.4	65.5	102	63.4	98	3	13-154/25
75-65-0	Tert Butyl Alcohol	ND	322	312	97	312	97	0	41-146/26
994-05-8	tert-Amyl Methyl Ether	ND	64.4	65.0	101	63.1	98	3	41-131/20
637-92-3	tert-Butyl Ethyl Ether	ND	64.4	68.9	107	66.3	103	4	41-134/20
630-20-6	1,1,1,2-Tetrachloroethane	ND	64.4	66.0	103	63.0	98	5	28-148/22
79-34-5	1,1,2,2-Tetrachloroethane	ND	64.4	61.8	96	64.3	100	4	30-134/26
127-18-4	Tetrachloroethene	ND	64.4	90.6	141	90.9	141	0	18-163/26
108-88-3	Toluene	ND	64.4	64.9	101	60.8	94	7	29-138/23
87-61-6	1,2,3-Trichlorobenzene	ND	64.4	68.0	106	66.8	104	2	10-158/36
120-82-1	1,2,4-Trichlorobenzene	ND	64.4	69.1	107	66.7	104	4	10-163/35
71-55-6	1,1,1-Trichloroethane	ND	64.4	67.7	105	64.2	100	5	35-145/23
79-00-5	1,1,2-Trichloroethane	ND	64.4	69.1	107	66.8	104	3	37-140/22
79-01-6	Trichloroethene	ND	64.4	70.7	110	66.8	104	6	28-151/23
75-69-4	Trichlorofluoromethane	ND	64.4	72.3	112	68.5	106	5	29-154/25
96-18-4	1,2,3-Trichloropropane	ND	64.4	68.9	107	67.8	105	2	35-141/24
95-63-6	1,2,4-Trimethylbenzene	ND	64.4	63.7	99	62.5	97	2	10-151/31
108-67-8	1,3,5-Trimethylbenzene	ND	64.4	64.2	100	62.6	97	3	10-146/28
75-01-4	Vinyl chloride	ND	64.4	68.3	106	66.0	103	3	33-143/24
1330-20-7	Xylene (total)	ND	193	192	99	184	95	4	18-145/25

CAS No.	Surrogate Recoveries	MS	MSD	JA82021-1	Limits
1868-53-7	Dibromofluoromethane	98%	98%	102%	67-131%

83.7  
8



# Matrix Spike/Matrix Spike Duplicate Summary

**Job Number:** C17019  
**Account:** ALNCA Accutest Northern California, Inc.  
**Project:** IRISECAO: Romic Soil Investigation(Romic EPA) - 2081 Bay Road,East Palo Alto,CA

Sample	File ID	DF	Analyzed	By	Prep Date	Prep Batch	Analytical Batch
JA82021-1MS	3C77634.D	1	07/29/11	JTP	n/a	n/a	V3C3432
JA82021-1MSD	3C77635.D	1	07/29/11	JTP	n/a	n/a	V3C3432
JA82021-1 <sup>a</sup>	3C77631.D	1	07/29/11	JTP	n/a	n/a	V3C3432

**The QC reported here applies to the following samples:** **Method:** SW846 8260B

C17019-1, C17019-15, C17019-23, C17019-24, C17019-26

CAS No.	Surrogate Recoveries	MS	MSD	JA82021-1	Limits
17060-07-0	1,2-Dichloroethane-D4	93%	93%	106%	66-130%
2037-26-5	Toluene-D8	110%	108%	107%	76-125%
460-00-4	4-Bromofluorobenzene	96%	97%	98%	53-142%

(a) Sample analyzed outside the holding time per client request.

8.3.7  
8

Technical Report for

Iris Environmental

Romic Soil Investigation(Romic EPA) - 2081 Bay Road,East Palo Alto,CA  
07-0555C

Accutest Job Number: C17043

Sampling Date: 07/18/11


Report to:

Iris Environmental  
1438 Webster Street Suite 302  
Oakland, CA 94612  
anna@irisenv.com; calger@irisenv.com  
  
ATTN: Chris Alger

Total number of pages in report: **378**



Test results contained within this data package meet the requirements of the National Environmental Laboratory Accreditation Conference and/or state specific certification programs as applicable.



Kesavalu M. Bagawandoss,  
Ph.D., J.D., Lab Director

Client Service contact: Simon Hague 408-588-0200

Certifications: CA (08258CA) AZ (AZ0762) DoD/ISO/IEC 17025:2005 (L2242)

This report shall not be reproduced, except in its entirety, without the written approval of Accutest Laboratories.  
Test results relate only to samples analyzed.

# Table of Contents

-1-

<b>Section 1: Sample Summary</b> .....	<b>4</b>
<b>Section 2: Sample Results</b> .....	<b>7</b>
<b>2.1:</b> C17043-1: BB19-3.3 .....	8
<b>2.2:</b> C17043-2: BB19-5.8 .....	11
<b>2.3:</b> C17043-2A: BB19-5.8 .....	17
<b>2.4:</b> C17043-3: EE23-1.3 .....	20
<b>2.5:</b> C17043-4: EE23-3.3 .....	23
<b>2.6:</b> C17043-5: EE23-6.8 .....	29
<b>2.7:</b> C17043-6: BB26-1.0 .....	35
<b>2.8:</b> C17043-7: BB26-3.5 .....	38
<b>2.9:</b> C17043-8: BB26-6.5 .....	44
<b>2.10:</b> C17043-9: HH23-0.0 .....	50
<b>2.11:</b> C17043-10: HH23-2.5 .....	61
<b>2.12:</b> C17043-11: GG26-0.0 .....	67
<b>2.13:</b> C17043-11A: GG26-0.0 .....	78
<b>2.14:</b> C17043-12: GG26-2.5 .....	86
<b>2.15:</b> C17043-13: GG26-5.5 .....	92
<b>2.16:</b> C17043-14: NN23-0.0 .....	98
<b>2.17:</b> C17043-15: NN23-2.5 .....	101
<b>2.18:</b> C17043-16: NN23-5.5 .....	107
<b>2.19:</b> C17043-16A: NN23-5.5 .....	113
<b>2.20:</b> C17043-17: P17-0.5 .....	116
<b>2.21:</b> C17043-18: P17-3.0 .....	127
<b>2.22:</b> C17043-19: P17-6.0 .....	130
<b>2.23:</b> C17043-20: N17-2.0 .....	133
<b>2.24:</b> C17043-21: N17-4.0 .....	144
<b>2.25:</b> C17043-22: N17-7.0 .....	147
<b>2.26:</b> C17043-23: O17-0.6 .....	150
<b>2.27:</b> C17043-24: O17-3.1 .....	153
<b>2.28:</b> C17043-25: O17-6.1 .....	156
<b>2.29:</b> C17043-26: K20-3.0 .....	159
<b>2.30:</b> C17043-27: K20-6.0 .....	162
<b>2.31:</b> C17043-28: K21-0.5 .....	165
<b>2.32:</b> C17043-28A: K21-0.5 .....	176
<b>2.33:</b> C17043-29: K21-3.0 .....	184
<b>2.34:</b> C17043-30: K21-6.0 .....	187
<b>2.35:</b> C17043-31: K19-1.0 .....	190
<b>2.36:</b> C17043-32: K19-3.5 .....	201
<b>2.37:</b> C17043-33: K19-6.5 .....	204
<b>Section 3: Misc. Forms</b> .....	<b>207</b>
<b>3.1:</b> Chain of Custody .....	208
<b>Section 4: GC/MS Semi-volatiles - QC Data Summaries</b> .....	<b>213</b>

# Table of Contents

-2-

<b>4.1:</b> Method Blank Summary .....	214
<b>4.2:</b> Blank Spike/Blank Spike Duplicate Summary .....	217
<b>4.3:</b> Matrix Spike/Matrix Spike Duplicate Summary .....	220
<b>Section 5: GC Volatiles - QC Data Summaries .....</b>	<b>223</b>
<b>5.1:</b> Method Blank Summary .....	224
<b>5.2:</b> Blank Spike/Blank Spike Duplicate Summary .....	226
<b>5.3:</b> Matrix Spike/Matrix Spike Duplicate Summary .....	228
<b>Section 6: GC Semi-volatiles - QC Data Summaries .....</b>	<b>230</b>
<b>6.1:</b> Method Blank Summary .....	231
<b>6.2:</b> Blank Spike/Blank Spike Duplicate Summary .....	239
<b>6.3:</b> Matrix Spike/Matrix Spike Duplicate Summary .....	248
<b>Section 7: Metals Analysis - QC Data Summaries .....</b>	<b>253</b>
<b>7.1:</b> Prep QC MP3733: Sb,As,Ba,Be,Cd,Cr,Co,Cu,Pb,Mo,Ni,Se,Ag,Tl,V,Zn .....	254
<b>7.2:</b> Prep QC MP3750: Sb,As,Ba,Be,Cd,Cr,Co,Cu,Pb,Mo,Ni,Se,Ag,Tl,V,Zn .....	261
<b>7.3:</b> Prep QC MP3760: Hg .....	266
<b>7.4:</b> Prep QC MP3761: Hg .....	270
<b>7.5:</b> Prep QC MP3814: Hg .....	274
<b>Section 8: Misc. Forms (Accutest New Jersey) .....</b>	<b>278</b>
<b>8.1:</b> Chain of Custody .....	279
<b>Section 9: GC/MS Volatiles - QC Data (Accutest New Jersey) .....</b>	<b>288</b>
<b>9.1:</b> Method Blank Summary .....	289
<b>9.2:</b> Blank Spike Summary .....	318
<b>9.3:</b> Matrix Spike Summary .....	347
<b>9.4:</b> Matrix Spike/Matrix Spike Duplicate Summary .....	350
<b>9.5:</b> Duplicate Summary .....	376

1

2

3

4

5

6

7

8

9



## Sample Summary

Iris Environmental

**Job No:** C17043

Romic Soil Investigation(Romic EPA) - 2081 Bay Road, East Palo Alto, CA  
 Project No: 07-0555C

Sample Number	Collected		Received	Matrix		Client Sample ID
	Date	Time By		Code	Type	
C17043-1	07/18/11	10:15 SM	07/19/11	SO	Soil	BB19-3.3
C17043-2	07/18/11	10:20 SM	07/19/11	SO	Soil	BB19-5.8
C17043-2A	07/18/11	10:20 SM	07/19/11	SO	Soil	BB19-5.8
C17043-3	07/18/11	10:45 SM	07/19/11	SO	Soil	EE23-1.3
C17043-4	07/18/11	10:50 SM	07/19/11	SO	Soil	EE23-3.3
C17043-5	07/18/11	10:55 SM	07/19/11	SO	Soil	EE23-6.8
C17043-6	07/18/11	11:20 SM	07/19/11	SO	Soil	BB26-1.0
C17043-7	07/18/11	11:25 SM	07/19/11	SO	Soil	BB26-3.5
C17043-8	07/18/11	11:30 SM	07/19/11	SO	Soil	BB26-6.5
C17043-9	07/18/11	11:55 SM	07/19/11	SO	Soil	HH23-0.0
C17043-10	07/18/11	12:00 SM	07/19/11	SO	Soil	HH23-2.5
C17043-11	07/18/11	12:15 SM	07/19/11	SO	Soil	GG26-0.0
C17043-11A	07/18/11	12:15 SM	07/19/11	SO	Soil	GG26-0.0

---

Soil samples reported on a dry weight basis unless otherwise indicated on result page.



## Sample Summary

(continued)

Iris Environmental

**Job No:** C17043

Romic Soil Investigation(Romic EPA) - 2081 Bay Road, East Palo Alto, CA  
 Project No: 07-0555C

Sample Number	Collected		Received	Matrix		Client Sample ID
	Date	Time By		Code	Type	
C17043-12	07/18/11	12:25 SM	07/19/11	SO	Soil	GG26-2.5
C17043-13	07/18/11	12:35 SM	07/19/11	SO	Soil	GG26-5.5
C17043-14	07/18/11	12:40 SM	07/19/11	SO	Soil	NN23-0.0
C17043-15	07/18/11	12:45 SM	07/19/11	SO	Soil	NN23-2.5
C17043-16	07/18/11	12:55 SM	07/19/11	SO	Soil	NN23-5.5
C17043-16A	07/18/11	12:55 SM	07/19/11	SO	Soil	NN23-5.5
C17043-17	07/18/11	14:20 SM	07/19/11	SO	Soil	P17-0.5
C17043-18	07/18/11	14:30 SM	07/19/11	SO	Soil	P17-3.0
C17043-19	07/18/11	14:40 SM	07/19/11	SO	Soil	P17-6.0
C17043-20	07/18/11	15:00 SM	07/19/11	SO	Soil	N17-2.0
C17043-21	07/18/11	15:10 SM	07/19/11	SO	Soil	N17-4.0
C17043-22	07/18/11	15:15 SM	07/19/11	SO	Soil	N17-7.0
C17043-23	07/18/11	15:30 SM	07/19/11	SO	Soil	O17-0.6

---

Soil samples reported on a dry weight basis unless otherwise indicated on result page.



## Sample Summary

(continued)

Iris Environmental

**Job No:** C17043

Romic Soil Investigation(Romic EPA) - 2081 Bay Road, East Palo Alto, CA  
 Project No: 07-0555C

Sample Number	Collected		Received	Matrix		Client Sample ID
	Date	Time By		Code	Type	
C17043-23A	07/18/11	15:30 SM	07/19/11	SO	Soil	O17-0.6
C17043-24	07/18/11	15:40 SM	07/19/11	SO	Soil	O17-3.1
C17043-25	07/18/11	15:50 SM	07/19/11	SO	Soil	O17-6.1
C17043-26	07/18/11	16:00 SM	07/19/11	SO	Soil	K20-3.0
C17043-27	07/18/11	16:05 SM	07/19/11	SO	Soil	K20-6.0
C17043-28	07/18/11	16:20 SM	07/19/11	SO	Soil	K21-0.5
C17043-28A	07/18/11	16:20 SM	07/19/11	SO	Soil	K21-0.5
C17043-29	07/18/11	16:25 SM	07/19/11	SO	Soil	K21-3.0
C17043-30	07/18/11	16:30 SM	07/19/11	SO	Soil	K21-6.0
C17043-31	07/18/11	16:45 SM	07/19/11	SO	Soil	K19-1.0
C17043-32	07/18/11	16:50 SM	07/19/11	SO	Soil	K19-3.5
C17043-33	07/18/11	16:55 SM	07/19/11	SO	Soil	K19-6.5

---

Soil samples reported on a dry weight basis unless otherwise indicated on result page.

Sample Results

---

Report of Analysis

---



## Report of Analysis

<b>Client Sample ID:</b> BB19-3.3	
<b>Lab Sample ID:</b> C17043-1	<b>Date Sampled:</b> 07/18/11
<b>Matrix:</b> SO - Soil	<b>Date Received:</b> 07/19/11
<b>Method:</b> SW846 8015B	<b>Percent Solids:</b> n/a <sup>a</sup>
<b>Project:</b> Romic Soil Investigation(Romic EPA) - 2081 Bay Road, East Palo Alto, CA	

Run #	File ID	DF	Analyzed	By	Prep Date	Prep Batch	Analytical Batch
Run #1	JK21362.D	1	07/28/11	TT	n/a	n/a	GJK884
Run #2							

Run #	Initial Weight
Run #1	5.02 g
Run #2	

**TPH Volatiles**

CAS No.	Compound	Result	RL	MDL	Units	Q
	TPH-GRO (C6-C10)	0.423	0.10	0.050	mg/kg	
CAS No.	Surrogate Recoveries	Run# 1	Run# 2	Limits		
98-08-8	aaa-Trifluorotoluene	87%		60-157%		

(a) All results reported on wet weight basis.

ND = Not detected      MDL - Method Detection Limit  
 RL = Reporting Limit  
 E = Indicates value exceeds calibration range

J = Indicates an estimated value  
 B = Indicates analyte found in associated method blank  
 N = Indicates presumptive evidence of a compound

## Report of Analysis

<b>Client Sample ID:</b> BB19-3.3		<b>Date Sampled:</b> 07/18/11
<b>Lab Sample ID:</b> C17043-1		<b>Date Received:</b> 07/19/11
<b>Matrix:</b> SO - Soil		<b>Percent Solids:</b> n/a <sup>a</sup>
<b>Method:</b> SW846 8015B M SW846 3545A		
<b>Project:</b> Romc Soil Investigation(Romc EPA) - 2081 Bay Road, East Palo Alto, CA		

Run #	File ID	DF	Analyzed	By	Prep Date	Prep Batch	Analytical Batch
Run #1	GG27116.D	3	07/26/11	JH	07/21/11	OP4273	GGG728
Run #2							

Run #	Initial Weight	Final Volume
Run #1	10.1 g	1.0 ml
Run #2		

### TPH Extractable w/ Silica Gel Cleanup

CAS No.	Compound	Result	RL	MDL	Units	Q
	TPH (C10-C28)	122	30	15	mg/kg	
	TPH (> C28-C40)	188	59	30	mg/kg	

CAS No.	Surrogate Recoveries	Run# 1	Run# 2	Limits
630-01-3	Hexacosane	76%		45-140%

(a) All results reported on wet weight basis.

ND = Not detected      MDL - Method Detection Limit  
 RL = Reporting Limit  
 E = Indicates value exceeds calibration range

J = Indicates an estimated value  
 B = Indicates analyte found in associated method blank  
 N = Indicates presumptive evidence of a compound

## Report of Analysis

<b>Client Sample ID:</b>	BB19-3.3	<b>Date Sampled:</b>	07/18/11
<b>Lab Sample ID:</b>	C17043-1	<b>Date Received:</b>	07/19/11
<b>Matrix:</b>	SO - Soil	<b>Percent Solids:</b>	n/a <sup>a</sup>
<b>Project:</b>	Romic Soil Investigation(Romic EPA) - 2081 Bay Road, East Palo Alto, CA		

### Metals Analysis

Analyte	Result	RL	Units	DF	Prep	Analyzed By	Method	Prep Method
Cadmium	< 0.94	0.94	mg/kg	1	07/19/11	07/21/11 RS	SW846 6010B <sup>1</sup>	SW846 3050B <sup>2</sup>
Chromium	35.3	0.94	mg/kg	1	07/19/11	07/21/11 RS	SW846 6010B <sup>1</sup>	SW846 3050B <sup>2</sup>
Lead	8.6	1.9	mg/kg	1	07/19/11	07/21/11 RS	SW846 6010B <sup>1</sup>	SW846 3050B <sup>2</sup>

(1) Instrument QC Batch: MA1997

(2) Prep QC Batch: MP3733

(a) All results reported on wet weight basis.

RL = Reporting Limit

## Report of Analysis

<b>Client Sample ID:</b>	BB19-5.8	<b>Date Sampled:</b>	07/18/11
<b>Lab Sample ID:</b>	C17043-2	<b>Date Received:</b>	07/19/11
<b>Matrix:</b>	SO - Soil	<b>Percent Solids:</b>	n/a <sup>a</sup>
<b>Method:</b>	SW846 8260B	<b>Project:</b> Romic Soil Investigation(Romic EPA) - 2081 Bay Road, East Palo Alto, CA	

Run #	File ID	DF	Analyzed	By	Prep Date	Prep Batch	Analytical Batch
Run #1 <sup>b</sup>	V117853.D	1	07/30/11	ANJ	n/a	n/a	N:VV5020
Run #2							

Run #	Initial Weight
Run #1	6.6 g
Run #2	

## VOA 8260 List

CAS No.	Compound	Result	RL	MDL	Units	Q
67-64-1	Acetone	15.4	7.6	5.0	ug/kg	
71-43-2	Benzene	ND	0.76	0.10	ug/kg	
108-86-1	Bromobenzene	ND	3.8	0.15	ug/kg	
74-97-5	Bromochloromethane	ND	3.8	0.39	ug/kg	
75-27-4	Bromodichloromethane	ND	3.8	0.17	ug/kg	
75-25-2	Bromoform	ND	3.8	0.57	ug/kg	
74-83-9	Bromomethane	ND	3.8	0.30	ug/kg	
78-93-3	2-Butanone (MEK)	ND	7.6	3.3	ug/kg	
104-51-8	n-Butylbenzene	ND	3.8	0.18	ug/kg	
135-98-8	sec-Butylbenzene	ND	3.8	0.12	ug/kg	
98-06-6	tert-Butylbenzene	ND	3.8	0.10	ug/kg	
56-23-5	Carbon tetrachloride	ND	3.8	0.26	ug/kg	
108-90-7	Chlorobenzene	ND	3.8	0.24	ug/kg	
75-00-3	Chloroethane	ND	3.8	0.31	ug/kg	
67-66-3	Chloroform	ND	3.8	0.37	ug/kg	
74-87-3	Chloromethane	ND	3.8	0.47	ug/kg	
95-49-8	o-Chlorotoluene	ND	3.8	0.28	ug/kg	
106-43-4	p-Chlorotoluene	ND	3.8	0.16	ug/kg	
108-20-3	Di-Isopropyl ether	ND	3.8	0.096	ug/kg	
96-12-8	1,2-Dibromo-3-chloropropane	ND	7.6	1.1	ug/kg	
124-48-1	Dibromochloromethane	ND	3.8	0.13	ug/kg	
106-93-4	1,2-Dibromoethane	ND	0.76	0.18	ug/kg	
95-50-1	1,2-Dichlorobenzene	ND	3.8	0.21	ug/kg	
541-73-1	1,3-Dichlorobenzene	ND	3.8	0.15	ug/kg	
106-46-7	1,4-Dichlorobenzene	ND	3.8	0.13	ug/kg	
75-71-8	Dichlorodifluoromethane	ND	3.8	0.24	ug/kg	
75-34-3	1,1-Dichloroethane	ND	3.8	0.17	ug/kg	
107-06-2	1,2-Dichloroethane	ND	0.76	0.14	ug/kg	
75-35-4	1,1-Dichloroethene	ND	3.8	0.46	ug/kg	
156-59-2	cis-1,2-Dichloroethene	ND	3.8	0.24	ug/kg	
156-60-5	trans-1,2-Dichloroethene	ND	3.8	0.32	ug/kg	
78-87-5	1,2-Dichloropropane	ND	3.8	0.20	ug/kg	

ND = Not detected MDL - Method Detection Limit

RL = Reporting Limit

E = Indicates value exceeds calibration range

J = Indicates an estimated value

B = Indicates analyte found in associated method blank

N = Indicates presumptive evidence of a compound

## Report of Analysis

<b>Client Sample ID:</b>	BB19-5.8	<b>Date Sampled:</b>	07/18/11
<b>Lab Sample ID:</b>	C17043-2	<b>Date Received:</b>	07/19/11
<b>Matrix:</b>	SO - Soil	<b>Percent Solids:</b>	n/a <sup>a</sup>
<b>Method:</b>	SW846 8260B	<b>Project:</b> Romic Soil Investigation(Romic EPA) - 2081 Bay Road,East Palo Alto,CA	

## VOA 8260 List

CAS No.	Compound	Result	RL	MDL	Units	Q
142-28-9	1,3-Dichloropropane	ND	3.8	0.28	ug/kg	
594-20-7	2,2-Dichloropropane	ND	3.8	0.13	ug/kg	
563-58-6	1,1-Dichloropropene	ND	3.8	0.16	ug/kg	
10061-01-5	cis-1,3-Dichloropropene	ND	3.8	0.12	ug/kg	
10061-02-6	trans-1,3-Dichloropropene	ND	3.8	0.25	ug/kg	
100-41-4	Ethylbenzene	ND	0.76	0.11	ug/kg	
87-68-3	Hexachlorobutadiene	ND	3.8	0.39	ug/kg	
591-78-6	2-Hexanone	ND	3.8	1.9	ug/kg	
98-82-8	Isopropylbenzene	ND	3.8	0.10	ug/kg	
99-87-6	p-Isopropyltoluene	ND	3.8	0.22	ug/kg	
1634-04-4	Methyl Tert Butyl Ether	ND	0.76	0.14	ug/kg	
108-10-1	4-Methyl-2-pentanone(MIBK)	ND	3.8	2.0	ug/kg	
74-95-3	Methylene bromide	ND	3.8	0.43	ug/kg	
75-09-2	Methylene chloride	ND	3.8	0.17	ug/kg	
91-20-3	Naphthalene	ND	3.8	0.80	ug/kg	
103-65-1	n-Propylbenzene	ND	3.8	0.26	ug/kg	
100-42-5	Styrene	ND	3.8	0.14	ug/kg	
75-65-0	Tert Butyl Alcohol	ND	19	4.4	ug/kg	
994-05-8	tert-Amyl Methyl Ether	ND	3.8	0.11	ug/kg	
637-92-3	tert-Butyl Ethyl Ether	ND	3.8	0.11	ug/kg	
630-20-6	1,1,1,2-Tetrachloroethane	ND	3.8	0.14	ug/kg	
79-34-5	1,1,2,2-Tetrachloroethane	ND	3.8	0.14	ug/kg	
127-18-4	Tetrachloroethene	ND	3.8	0.14	ug/kg	
108-88-3	Toluene	ND	0.76	0.29	ug/kg	
87-61-6	1,2,3-Trichlorobenzene	ND	3.8	0.33	ug/kg	
120-82-1	1,2,4-Trichlorobenzene	ND	3.8	0.26	ug/kg	
71-55-6	1,1,1-Trichloroethane	ND	3.8	0.18	ug/kg	
79-00-5	1,1,2-Trichloroethane	ND	3.8	0.33	ug/kg	
79-01-6	Trichloroethene	ND	3.8	0.19	ug/kg	
75-69-4	Trichlorofluoromethane	ND	3.8	0.37	ug/kg	
96-18-4	1,2,3-Trichloropropane	ND	3.8	0.81	ug/kg	
95-63-6	1,2,4-Trimethylbenzene	ND	3.8	0.85	ug/kg	
108-67-8	1,3,5-Trimethylbenzene	ND	3.8	0.096	ug/kg	
75-01-4	Vinyl chloride	ND	3.8	0.35	ug/kg	
1330-20-7	Xylene (total)	ND	0.76	0.14	ug/kg	

CAS No.	Surrogate Recoveries	Run# 1	Run# 2	Limits
1868-53-7	Dibromofluoromethane	109%		67-131%
17060-07-0	1,2-Dichloroethane-D4	102%		66-130%

ND = Not detected MDL - Method Detection Limit

RL = Reporting Limit

E = Indicates value exceeds calibration range

J = Indicates an estimated value

B = Indicates analyte found in associated method blank

N = Indicates presumptive evidence of a compound

## Report of Analysis

<b>Client Sample ID:</b> BB19-5.8		<b>Date Sampled:</b> 07/18/11
<b>Lab Sample ID:</b> C17043-2		<b>Date Received:</b> 07/19/11
<b>Matrix:</b> SO - Soil		<b>Percent Solids:</b> n/a <sup>a</sup>
<b>Method:</b> SW846 8260B		
<b>Project:</b> Romic Soil Investigation(Romic EPA) - 2081 Bay Road, East Palo Alto, CA		

**VOA 8260 List**

CAS No.	Surrogate Recoveries	Run# 1	Run# 2	Limits
2037-26-5	Toluene-D8	107%		76-125%
460-00-4	4-Bromofluorobenzene	99%		53-142%

- (a) All results reported on wet weight basis.
- (b) Analysis performed at Accutest Laboratories, Dayton, NJ.

---

ND = Not detected	MDL - Method Detection Limit	J = Indicates an estimated value
RL = Reporting Limit		B = Indicates analyte found in associated method blank
E = Indicates value exceeds calibration range		N = Indicates presumptive evidence of a compound

## Report of Analysis

<b>Client Sample ID:</b> BB19-5.8		<b>Date Sampled:</b> 07/18/11
<b>Lab Sample ID:</b> C17043-2		<b>Date Received:</b> 07/19/11
<b>Matrix:</b> SO - Soil		<b>Percent Solids:</b> n/a <sup>a</sup>
<b>Method:</b> SW846 8015B		
<b>Project:</b> Romic Soil Investigation(Romic EPA) - 2081 Bay Road, East Palo Alto, CA		

Run #	File ID	DF	Analyzed	By	Prep Date	Prep Batch	Analytical Batch
Run #1	JK21363.D	1	07/28/11	TT	n/a	n/a	GJK884
Run #2							

Run #	Initial Weight
Run #1	5.34 g
Run #2	

**TPH Volatiles**

CAS No.	Compound	Result	RL	MDL	Units	Q
	TPH-GRO (C6-C10)	ND	0.094	0.047	mg/kg	
CAS No.	Surrogate Recoveries	Run# 1	Run# 2	Limits		
98-08-8	aaa-Trifluorotoluene	90%		60-157%		

(a) All results reported on wet weight basis.

ND = Not detected      MDL - Method Detection Limit  
 RL = Reporting Limit  
 E = Indicates value exceeds calibration range

J = Indicates an estimated value  
 B = Indicates analyte found in associated method blank  
 N = Indicates presumptive evidence of a compound

## Report of Analysis

<b>Client Sample ID:</b> BB19-5.8		<b>Date Sampled:</b> 07/18/11
<b>Lab Sample ID:</b> C17043-2		<b>Date Received:</b> 07/19/11
<b>Matrix:</b> SO - Soil		<b>Percent Solids:</b> n/a <sup>a</sup>
<b>Method:</b> SW846 8015B M SW846 3545A		
<b>Project:</b> Romc Soil Investigation(Romc EPA) - 2081 Bay Road, East Palo Alto, CA		

Run #	File ID	DF	Analyzed	By	Prep Date	Prep Batch	Analytical Batch
Run #1	HH15348.D	1	07/22/11	JH	07/21/11	OP4273	GHH526
Run #2							

Run #	Initial Weight	Final Volume
Run #1	10.1 g	1.0 ml
Run #2		

### TPH Extractable w/ Silica Gel Cleanup

CAS No.	Compound	Result	RL	MDL	Units	Q
	TPH (C10-C28)	ND	9.9	5.0	mg/kg	
	TPH (> C28-C40)	ND	20	9.9	mg/kg	

CAS No.	Surrogate Recoveries	Run# 1	Run# 2	Limits
630-01-3	Hexacosane	52%		45-140%

(a) All results reported on wet weight basis.

ND = Not detected      MDL - Method Detection Limit  
 RL = Reporting Limit

J = Indicates an estimated value  
 B = Indicates analyte found in associated method blank  
 N = Indicates presumptive evidence of a compound



## Report of Analysis

<b>Client Sample ID:</b>	BB19-5.8	<b>Date Sampled:</b>	07/18/11
<b>Lab Sample ID:</b>	C17043-2	<b>Date Received:</b>	07/19/11
<b>Matrix:</b>	SO - Soil	<b>Percent Solids:</b>	n/a <sup>a</sup>
<b>Project:</b>	Romic Soil Investigation(Romic EPA) - 2081 Bay Road, East Palo Alto, CA		

### Metals Analysis

Analyte	Result	RL	Units	DF	Prep	Analyzed By	Method	Prep Method
Cadmium	< 0.89	0.89	mg/kg	1	07/19/11	07/21/11 RS	SW846 6010B <sup>1</sup>	SW846 3050B <sup>2</sup>
Chromium	35.5	0.89	mg/kg	1	07/19/11	07/21/11 RS	SW846 6010B <sup>1</sup>	SW846 3050B <sup>2</sup>
Lead	5.5	1.8	mg/kg	1	07/19/11	07/21/11 RS	SW846 6010B <sup>1</sup>	SW846 3050B <sup>2</sup>

(1) Instrument QC Batch: MA1997

(2) Prep QC Batch: MP3733

(a) All results reported on wet weight basis.

RL = Reporting Limit

## Report of Analysis

<b>Client Sample ID:</b> BB19-5.8	<b>Date Sampled:</b> 07/18/11
<b>Lab Sample ID:</b> C17043-2A	<b>Date Received:</b> 07/19/11
<b>Matrix:</b> SO - Soil	<b>Percent Solids:</b> n/a <sup>a</sup>
<b>Method:</b> SW846 8015B	
<b>Project:</b> Romic Soil Investigation(Romic EPA) - 2081 Bay Road, East Palo Alto, CA	

Run #	File ID	DF	Analyzed	By	Prep Date	Prep Batch	Analytical Batch
Run #1	JK21364.D	1	07/29/11	TT	n/a	n/a	GJK884
Run #2							

Run #	Initial Weight
Run #1	5.06 g
Run #2	

### TPH Volatiles

CAS No.	Compound	Result	RL	MDL	Units	Q
	TPH-GRO (C6-C10)	ND	0.099	0.049	mg/kg	
CAS No.	Surrogate Recoveries	Run# 1	Run# 2	Limits		
98-08-8	aaa-Trifluorotoluene	88%		60-157%		

(a) All results reported on wet weight basis.

ND = Not detected      MDL - Method Detection Limit  
 RL = Reporting Limit  
 E = Indicates value exceeds calibration range

J = Indicates an estimated value  
 B = Indicates analyte found in associated method blank  
 N = Indicates presumptive evidence of a compound

## Report of Analysis

<b>Client Sample ID:</b> BB19-5.8		<b>Date Sampled:</b> 07/18/11
<b>Lab Sample ID:</b> C17043-2A		<b>Date Received:</b> 07/19/11
<b>Matrix:</b> SO - Soil		<b>Percent Solids:</b> n/a <sup>a</sup>
<b>Method:</b> SW846 8015B M SW846 3545A		
<b>Project:</b> Romc Soil Investigation(Romc EPA) - 2081 Bay Road, East Palo Alto, CA		

Run #	File ID	DF	Analyzed	By	Prep Date	Prep Batch	Analytical Batch
Run #1	HH15388.D	1	07/23/11	JH	07/21/11	OP4277	GHH527
Run #2							

Run #	Initial Weight	Final Volume
Run #1	10.0 g	1.0 ml
Run #2		

**TPH Extractable w/ Silica Gel Cleanup**

CAS No.	Compound	Result	RL	MDL	Units	Q
	TPH (C10-C28)	ND	10	5.0	mg/kg	
	TPH (> C28-C40)	ND	20	10	mg/kg	

CAS No.	Surrogate Recoveries	Run# 1	Run# 2	Limits
630-01-3	Hexacosane	62%		45-140%

(a) All results reported on wet weight basis.

ND = Not detected      MDL - Method Detection Limit  
 RL = Reporting Limit

J = Indicates an estimated value  
 B = Indicates analyte found in associated method blank  
 N = Indicates presumptive evidence of a compound

## Report of Analysis

<b>Client Sample ID:</b>	BB19-5.8	<b>Date Sampled:</b>	07/18/11
<b>Lab Sample ID:</b>	C17043-2A	<b>Date Received:</b>	07/19/11
<b>Matrix:</b>	SO - Soil	<b>Percent Solids:</b>	n/a <sup>a</sup>
<b>Project:</b>	Romic Soil Investigation(Romic EPA) - 2081 Bay Road,East Palo Alto,CA		

### Metals Analysis

Analyte	Result	RL	Units	DF	Prep	Analyzed By	Method	Prep Method
Cadmium	< 0.92	0.92	mg/kg	1	07/22/11	07/27/11 DQ	SW846 6010B <sup>1</sup>	SW846 3050B <sup>2</sup>
Chromium	35.7	0.92	mg/kg	1	07/22/11	07/27/11 DQ	SW846 6010B <sup>1</sup>	SW846 3050B <sup>2</sup>
Lead	5.5	1.8	mg/kg	1	07/22/11	07/27/11 DQ	SW846 6010B <sup>1</sup>	SW846 3050B <sup>2</sup>

(1) Instrument QC Batch: MA2008

(2) Prep QC Batch: MP3750

(a) All results reported on wet weight basis.

---

RL = Reporting Limit

## Report of Analysis

<b>Client Sample ID:</b> EE23-1.3	
<b>Lab Sample ID:</b> C17043-3	<b>Date Sampled:</b> 07/18/11
<b>Matrix:</b> SO - Soil	<b>Date Received:</b> 07/19/11
<b>Method:</b> SW846 8015B	<b>Percent Solids:</b> n/a <sup>a</sup>
<b>Project:</b> Romic Soil Investigation(Romic EPA) - 2081 Bay Road, East Palo Alto, CA	

Run #	File ID	DF	Analyzed	By	Prep Date	Prep Batch	Analytical Batch
Run #1	JK21365.D	1	07/29/11	TT	n/a	n/a	GJK884
Run #2							

Run #	Initial Weight
Run #1	5.18 g
Run #2	

**TPH Volatiles**

CAS No.	Compound	Result	RL	MDL	Units	Q
	TPH-GRO (C6-C10)	ND	0.097	0.048	mg/kg	
CAS No.	Surrogate Recoveries	Run# 1	Run# 2	Limits		
98-08-8	aaa-Trifluorotoluene	89%		60-157%		

(a) All results reported on wet weight basis.

ND = Not detected      MDL - Method Detection Limit  
 RL = Reporting Limit  
 E = Indicates value exceeds calibration range

J = Indicates an estimated value  
 B = Indicates analyte found in associated method blank  
 N = Indicates presumptive evidence of a compound

## Report of Analysis

<b>Client Sample ID:</b> EE23-1.3	
<b>Lab Sample ID:</b> C17043-3	<b>Date Sampled:</b> 07/18/11
<b>Matrix:</b> SO - Soil	<b>Date Received:</b> 07/19/11
<b>Method:</b> SW846 8015B M SW846 3545A	<b>Percent Solids:</b> n/a <sup>a</sup>
<b>Project:</b> Romc Soil Investigation(Romc EPA) - 2081 Bay Road, East Palo Alto, CA	

Run #	File ID	DF	Analyzed	By	Prep Date	Prep Batch	Analytical Batch
Run #1	HH15436.D	1	07/24/11	JH	07/21/11	OP4273	GHH528
Run #2							

Run #	Initial Weight	Final Volume
Run #1	10.1 g	1.0 ml
Run #2		

### TPH Extractable w/ Silica Gel Cleanup

CAS No.	Compound	Result	RL	MDL	Units	Q
	TPH (C10-C28)	85.8	9.9	5.0	mg/kg	
	TPH (> C28-C40)	160	20	9.9	mg/kg	

CAS No.	Surrogate Recoveries	Run# 1	Run# 2	Limits
630-01-3	Hexacosane	70%		45-140%

(a) All results reported on wet weight basis.

ND = Not detected      MDL - Method Detection Limit  
 RL = Reporting Limit  
 E = Indicates value exceeds calibration range

J = Indicates an estimated value  
 B = Indicates analyte found in associated method blank  
 N = Indicates presumptive evidence of a compound

## Report of Analysis

<b>Client Sample ID:</b> EE23-1.3	<b>Date Sampled:</b> 07/18/11
<b>Lab Sample ID:</b> C17043-3	<b>Date Received:</b> 07/19/11
<b>Matrix:</b> SO - Soil	<b>Percent Solids:</b> n/a <sup>a</sup>
<b>Project:</b> Romic Soil Investigation(Romic EPA) - 2081 Bay Road, East Palo Alto, CA	

### Metals Analysis

Analyte	Result	RL	Units	DF	Prep	Analyzed By	Method	Prep Method
Cadmium	< 0.97	0.97	mg/kg	1	07/19/11	07/21/11 RS	SW846 6010B <sup>1</sup>	SW846 3050B <sup>2</sup>
Chromium	39.8	0.97	mg/kg	1	07/19/11	07/21/11 RS	SW846 6010B <sup>1</sup>	SW846 3050B <sup>2</sup>
Lead	1650	1.9	mg/kg	1	07/19/11	07/21/11 RS	SW846 6010B <sup>1</sup>	SW846 3050B <sup>2</sup>

(1) Instrument QC Batch: MA1997

(2) Prep QC Batch: MP3733

(a) All results reported on wet weight basis.

RL = Reporting Limit

## Report of Analysis

<b>Client Sample ID:</b>	EE23-3.3	<b>Date Sampled:</b>	07/18/11
<b>Lab Sample ID:</b>	C17043-4	<b>Date Received:</b>	07/19/11
<b>Matrix:</b>	SO - Soil	<b>Percent Solids:</b>	n/a <sup>a</sup>
<b>Method:</b>	SW846 8260B	<b>Project:</b> Romic Soil Investigation(Romic EPA) - 2081 Bay Road, East Palo Alto, CA	

Run #	File ID	DF	Analyzed	By	Prep Date	Prep Batch	Analytical Batch
Run #1 <sup>b</sup>	V117854.D	1	07/30/11	ANJ	n/a	n/a	N:VV5020
Run #2							

Run #	Initial Weight
Run #1	6.7 g
Run #2	

## VOA 8260 List

CAS No.	Compound	Result	RL	MDL	Units	Q
67-64-1	Acetone	45.4	7.5	4.9	ug/kg	
71-43-2	Benzene	ND	0.75	0.099	ug/kg	
108-86-1	Bromobenzene	ND	3.7	0.15	ug/kg	
74-97-5	Bromochloromethane	ND	3.7	0.39	ug/kg	
75-27-4	Bromodichloromethane	ND	3.7	0.17	ug/kg	
75-25-2	Bromoform	ND	3.7	0.56	ug/kg	
74-83-9	Bromomethane	ND	3.7	0.29	ug/kg	
78-93-3	2-Butanone (MEK)	ND	7.5	3.2	ug/kg	
104-51-8	n-Butylbenzene	ND	3.7	0.18	ug/kg	
135-98-8	sec-Butylbenzene	ND	3.7	0.12	ug/kg	
98-06-6	tert-Butylbenzene	ND	3.7	0.10	ug/kg	
56-23-5	Carbon tetrachloride	ND	3.7	0.26	ug/kg	
108-90-7	Chlorobenzene	ND	3.7	0.24	ug/kg	
75-00-3	Chloroethane	ND	3.7	0.30	ug/kg	
67-66-3	Chloroform	ND	3.7	0.36	ug/kg	
74-87-3	Chloromethane	ND	3.7	0.47	ug/kg	
95-49-8	o-Chlorotoluene	ND	3.7	0.28	ug/kg	
106-43-4	p-Chlorotoluene	ND	3.7	0.16	ug/kg	
108-20-3	Di-Isopropyl ether	ND	3.7	0.095	ug/kg	
96-12-8	1,2-Dibromo-3-chloropropane	ND	7.5	1.1	ug/kg	
124-48-1	Dibromochloromethane	ND	3.7	0.13	ug/kg	
106-93-4	1,2-Dibromoethane	ND	0.75	0.18	ug/kg	
95-50-1	1,2-Dichlorobenzene	ND	3.7	0.21	ug/kg	
541-73-1	1,3-Dichlorobenzene	ND	3.7	0.14	ug/kg	
106-46-7	1,4-Dichlorobenzene	ND	3.7	0.13	ug/kg	
75-71-8	Dichlorodifluoromethane	ND	3.7	0.24	ug/kg	
75-34-3	1,1-Dichloroethane	1.2	3.7	0.16	ug/kg	J
107-06-2	1,2-Dichloroethane	0.18	0.75	0.14	ug/kg	J
75-35-4	1,1-Dichloroethene	ND	3.7	0.46	ug/kg	
156-59-2	cis-1,2-Dichloroethene	ND	3.7	0.24	ug/kg	
156-60-5	trans-1,2-Dichloroethene	ND	3.7	0.32	ug/kg	
78-87-5	1,2-Dichloropropane	ND	3.7	0.20	ug/kg	

ND = Not detected MDL - Method Detection Limit

RL = Reporting Limit

E = Indicates value exceeds calibration range

J = Indicates an estimated value

B = Indicates analyte found in associated method blank

N = Indicates presumptive evidence of a compound



## Report of Analysis

<b>Client Sample ID:</b>	EE23-3.3	<b>Date Sampled:</b>	07/18/11
<b>Lab Sample ID:</b>	C17043-4	<b>Date Received:</b>	07/19/11
<b>Matrix:</b>	SO - Soil	<b>Percent Solids:</b>	n/a <sup>a</sup>
<b>Method:</b>	SW846 8260B		
<b>Project:</b>	Romic Soil Investigation(Romic EPA) - 2081 Bay Road,East Palo Alto,CA		

## VOA 8260 List

CAS No.	Compound	Result	RL	MDL	Units	Q
142-28-9	1,3-Dichloropropane	ND	3.7	0.28	ug/kg	
594-20-7	2,2-Dichloropropane	ND	3.7	0.13	ug/kg	
563-58-6	1,1-Dichloropropene	ND	3.7	0.16	ug/kg	
10061-01-5	cis-1,3-Dichloropropene	ND	3.7	0.11	ug/kg	
10061-02-6	trans-1,3-Dichloropropene	ND	3.7	0.25	ug/kg	
100-41-4	Ethylbenzene	ND	0.75	0.11	ug/kg	
87-68-3	Hexachlorobutadiene	ND	3.7	0.39	ug/kg	
591-78-6	2-Hexanone	ND	3.7	1.9	ug/kg	
98-82-8	Isopropylbenzene	ND	3.7	0.10	ug/kg	
99-87-6	p-Isopropyltoluene	ND	3.7	0.22	ug/kg	
1634-04-4	Methyl Tert Butyl Ether	0.41	0.75	0.13	ug/kg	J
108-10-1	4-Methyl-2-pentanone(MIBK)	ND	3.7	2.0	ug/kg	
74-95-3	Methylene bromide	ND	3.7	0.42	ug/kg	
75-09-2	Methylene chloride	ND	3.7	0.17	ug/kg	
91-20-3	Naphthalene	ND	3.7	0.79	ug/kg	
103-65-1	n-Propylbenzene	ND	3.7	0.26	ug/kg	
100-42-5	Styrene	ND	3.7	0.14	ug/kg	
75-65-0	Tert Butyl Alcohol	ND	19	4.3	ug/kg	
994-05-8	tert-Amyl Methyl Ether	ND	3.7	0.11	ug/kg	
637-92-3	tert-Butyl Ethyl Ether	ND	3.7	0.10	ug/kg	
630-20-6	1,1,1,2-Tetrachloroethane	ND	3.7	0.14	ug/kg	
79-34-5	1,1,2,2-Tetrachloroethane	ND	3.7	0.13	ug/kg	
127-18-4	Tetrachloroethene	ND	3.7	0.14	ug/kg	
108-88-3	Toluene	ND	0.75	0.28	ug/kg	
87-61-6	1,2,3-Trichlorobenzene	ND	3.7	0.33	ug/kg	
120-82-1	1,2,4-Trichlorobenzene	ND	3.7	0.25	ug/kg	
71-55-6	1,1,1-Trichloroethane	ND	3.7	0.18	ug/kg	
79-00-5	1,1,2-Trichloroethane	ND	3.7	0.32	ug/kg	
79-01-6	Trichloroethene	ND	3.7	0.18	ug/kg	
75-69-4	Trichlorofluoromethane	ND	3.7	0.36	ug/kg	
96-18-4	1,2,3-Trichloropropane	ND	3.7	0.80	ug/kg	
95-63-6	1,2,4-Trimethylbenzene	ND	3.7	0.84	ug/kg	
108-67-8	1,3,5-Trimethylbenzene	ND	3.7	0.095	ug/kg	
75-01-4	Vinyl chloride	ND	3.7	0.34	ug/kg	
1330-20-7	Xylene (total)	ND	0.75	0.14	ug/kg	

CAS No.	Surrogate Recoveries	Run# 1	Run# 2	Limits
1868-53-7	Dibromofluoromethane	107%		67-131%
17060-07-0	1,2-Dichloroethane-D4	102%		66-130%

ND = Not detected MDL - Method Detection Limit

RL = Reporting Limit

E = Indicates value exceeds calibration range

J = Indicates an estimated value

B = Indicates analyte found in associated method blank

N = Indicates presumptive evidence of a compound

## Report of Analysis

<b>Client Sample ID:</b> EE23-3.3	
<b>Lab Sample ID:</b> C17043-4	<b>Date Sampled:</b> 07/18/11
<b>Matrix:</b> SO - Soil	<b>Date Received:</b> 07/19/11
<b>Method:</b> SW846 8260B	<b>Percent Solids:</b> n/a <sup>a</sup>
<b>Project:</b> Romic Soil Investigation(Romic EPA) - 2081 Bay Road, East Palo Alto, CA	

### VOA 8260 List

CAS No.	Surrogate Recoveries	Run# 1	Run# 2	Limits
2037-26-5	Toluene-D8	107%		76-125%
460-00-4	4-Bromofluorobenzene	98%		53-142%

- (a) All results reported on wet weight basis.
- (b) Analysis performed at Accutest Laboratories, Dayton, NJ.

ND = Not detected      MDL - Method Detection Limit  
 RL = Reporting Limit  
 E = Indicates value exceeds calibration range

J = Indicates an estimated value  
 B = Indicates analyte found in associated method blank  
 N = Indicates presumptive evidence of a compound

## Report of Analysis

<b>Client Sample ID:</b> EE23-3.3		<b>Date Sampled:</b> 07/18/11
<b>Lab Sample ID:</b> C17043-4		<b>Date Received:</b> 07/19/11
<b>Matrix:</b> SO - Soil		<b>Percent Solids:</b> n/a <sup>a</sup>
<b>Method:</b> SW846 8015B		
<b>Project:</b> Romic Soil Investigation(Romic EPA) - 2081 Bay Road, East Palo Alto, CA		

Run #	File ID	DF	Analyzed	By	Prep Date	Prep Batch	Analytical Batch
Run #1	JK21366.D	1	07/29/11	TT	n/a	n/a	GJK884
Run #2							

Run #	Initial Weight
Run #1	5.09 g
Run #2	

**TPH Volatiles**

CAS No.	Compound	Result	RL	MDL	Units	Q
	TPH-GRO (C6-C10)	ND	0.098	0.049	mg/kg	
CAS No.	Surrogate Recoveries	Run# 1	Run# 2	Limits		
98-08-8	aaa-Trifluorotoluene	91%		60-157%		

(a) All results reported on wet weight basis.

ND = Not detected      MDL - Method Detection Limit  
 RL = Reporting Limit  
 E = Indicates value exceeds calibration range

J = Indicates an estimated value  
 B = Indicates analyte found in associated method blank  
 N = Indicates presumptive evidence of a compound

## Report of Analysis

<b>Client Sample ID:</b> EE23-3.3		<b>Date Sampled:</b> 07/18/11
<b>Lab Sample ID:</b> C17043-4		<b>Date Received:</b> 07/19/11
<b>Matrix:</b> SO - Soil		<b>Percent Solids:</b> n/a <sup>a</sup>
<b>Method:</b> SW846 8015B M SW846 3545A		
<b>Project:</b> Romic Soil Investigation(Romic EPA) - 2081 Bay Road, East Palo Alto, CA		

Run #	File ID	DF	Analyzed	By	Prep Date	Prep Batch	Analytical Batch
Run #1	HH15349.D	1	07/22/11	JH	07/21/11	OP4273	GHH526
Run #2							

Run #	Initial Weight	Final Volume
Run #1	10.0 g	1.0 ml
Run #2		

**TPH Extractable w/ Silica Gel Cleanup**

CAS No.	Compound	Result	RL	MDL	Units	Q
	TPH (C10-C28)	ND	10	5.0	mg/kg	
	TPH (> C28-C40)	ND	20	10	mg/kg	

CAS No.	Surrogate Recoveries	Run# 1	Run# 2	Limits
630-01-3	Hexacosane	55%		45-140%

(a) All results reported on wet weight basis.

ND = Not detected      MDL - Method Detection Limit  
 RL = Reporting Limit  
 E = Indicates value exceeds calibration range

J = Indicates an estimated value  
 B = Indicates analyte found in associated method blank  
 N = Indicates presumptive evidence of a compound

## Report of Analysis

<b>Client Sample ID:</b> EE23-3.3	<b>Date Sampled:</b> 07/18/11
<b>Lab Sample ID:</b> C17043-4	<b>Date Received:</b> 07/19/11
<b>Matrix:</b> SO - Soil	<b>Percent Solids:</b> n/a <sup>a</sup>
<b>Project:</b> Romic Soil Investigation(Romic EPA) - 2081 Bay Road, East Palo Alto, CA	

### Metals Analysis

Analyte	Result	RL	Units	DF	Prep	Analyzed By	Method	Prep Method
Cadmium	< 0.96	0.96	mg/kg	1	07/19/11	07/21/11 RS	SW846 6010B <sup>1</sup>	SW846 3050B <sup>2</sup>
Chromium	36.5	0.96	mg/kg	1	07/19/11	07/21/11 RS	SW846 6010B <sup>1</sup>	SW846 3050B <sup>2</sup>
Lead	5.4	1.9	mg/kg	1	07/19/11	07/21/11 RS	SW846 6010B <sup>1</sup>	SW846 3050B <sup>2</sup>

(1) Instrument QC Batch: MA1997

(2) Prep QC Batch: MP3733

(a) All results reported on wet weight basis.

RL = Reporting Limit

## Report of Analysis

<b>Client Sample ID:</b>	EE23-6.8	<b>Date Sampled:</b>	07/18/11
<b>Lab Sample ID:</b>	C17043-5	<b>Date Received:</b>	07/19/11
<b>Matrix:</b>	SO - Soil	<b>Percent Solids:</b>	n/a <sup>a</sup>
<b>Method:</b>	SW846 8260B	<b>Project:</b> Romc Soil Investigation(Romc EPA) - 2081 Bay Road,East Palo Alto,CA	

Run #	File ID	DF	Analyzed	By	Prep Date	Prep Batch	Analytical Batch
Run #1 <sup>b</sup>	V117855.D	1	07/30/11	ANJ	n/a	n/a	N:VV5020
Run #2							

Run #	Initial Weight
Run #1	6.1 g
Run #2	

## VOA 8260 List

CAS No.	Compound	Result	RL	MDL	Units	Q
67-64-1	Acetone	ND	8.2	5.4	ug/kg	
71-43-2	Benzene	ND	0.82	0.11	ug/kg	
108-86-1	Bromobenzene	ND	4.1	0.16	ug/kg	
74-97-5	Bromochloromethane	ND	4.1	0.43	ug/kg	
75-27-4	Bromodichloromethane	ND	4.1	0.18	ug/kg	
75-25-2	Bromoform	ND	4.1	0.62	ug/kg	
74-83-9	Bromomethane	ND	4.1	0.32	ug/kg	
78-93-3	2-Butanone (MEK)	ND	8.2	3.5	ug/kg	
104-51-8	n-Butylbenzene	ND	4.1	0.19	ug/kg	
135-98-8	sec-Butylbenzene	ND	4.1	0.13	ug/kg	
98-06-6	tert-Butylbenzene	ND	4.1	0.11	ug/kg	
56-23-5	Carbon tetrachloride	ND	4.1	0.28	ug/kg	
108-90-7	Chlorobenzene	ND	4.1	0.26	ug/kg	
75-00-3	Chloroethane	ND	4.1	0.33	ug/kg	
67-66-3	Chloroform	ND	4.1	0.40	ug/kg	
74-87-3	Chloromethane	ND	4.1	0.51	ug/kg	
95-49-8	o-Chlorotoluene	ND	4.1	0.31	ug/kg	
106-43-4	p-Chlorotoluene	ND	4.1	0.17	ug/kg	
108-20-3	Di-Isopropyl ether	ND	4.1	0.10	ug/kg	
96-12-8	1,2-Dibromo-3-chloropropane	ND	8.2	1.2	ug/kg	
124-48-1	Dibromochloromethane	ND	4.1	0.14	ug/kg	
106-93-4	1,2-Dibromoethane	ND	0.82	0.20	ug/kg	
95-50-1	1,2-Dichlorobenzene	ND	4.1	0.23	ug/kg	
541-73-1	1,3-Dichlorobenzene	ND	4.1	0.16	ug/kg	
106-46-7	1,4-Dichlorobenzene	ND	4.1	0.14	ug/kg	
75-71-8	Dichlorodifluoromethane	ND	4.1	0.26	ug/kg	
75-34-3	1,1-Dichloroethane	0.67	4.1	0.18	ug/kg	J
107-06-2	1,2-Dichloroethane	1.4	0.82	0.15	ug/kg	
75-35-4	1,1-Dichloroethene	ND	4.1	0.50	ug/kg	
156-59-2	cis-1,2-Dichloroethene	ND	4.1	0.26	ug/kg	
156-60-5	trans-1,2-Dichloroethene	ND	4.1	0.35	ug/kg	
78-87-5	1,2-Dichloropropane	ND	4.1	0.22	ug/kg	

ND = Not detected MDL - Method Detection Limit

RL = Reporting Limit

E = Indicates value exceeds calibration range

J = Indicates an estimated value

B = Indicates analyte found in associated method blank

N = Indicates presumptive evidence of a compound

## Report of Analysis

<b>Client Sample ID:</b>	EE23-6.8	<b>Date Sampled:</b>	07/18/11
<b>Lab Sample ID:</b>	C17043-5	<b>Date Received:</b>	07/19/11
<b>Matrix:</b>	SO - Soil	<b>Percent Solids:</b>	n/a <sup>a</sup>
<b>Method:</b>	SW846 8260B		
<b>Project:</b>	Romic Soil Investigation(Romic EPA) - 2081 Bay Road,East Palo Alto,CA		

## VOA 8260 List

CAS No.	Compound	Result	RL	MDL	Units	Q
142-28-9	1,3-Dichloropropane	ND	4.1	0.31	ug/kg	
594-20-7	2,2-Dichloropropane	ND	4.1	0.14	ug/kg	
563-58-6	1,1-Dichloropropene	ND	4.1	0.17	ug/kg	
10061-01-5	cis-1,3-Dichloropropene	ND	4.1	0.12	ug/kg	
10061-02-6	trans-1,3-Dichloropropene	ND	4.1	0.28	ug/kg	
100-41-4	Ethylbenzene	ND	0.82	0.12	ug/kg	
87-68-3	Hexachlorobutadiene	ND	4.1	0.43	ug/kg	
591-78-6	2-Hexanone	ND	4.1	2.0	ug/kg	
98-82-8	Isopropylbenzene	ND	4.1	0.11	ug/kg	
99-87-6	p-Isopropyltoluene	ND	4.1	0.24	ug/kg	
1634-04-4	Methyl Tert Butyl Ether	0.58	0.82	0.15	ug/kg	J
108-10-1	4-Methyl-2-pentanone(MIBK)	ND	4.1	2.2	ug/kg	
74-95-3	Methylene bromide	ND	4.1	0.47	ug/kg	
75-09-2	Methylene chloride	ND	4.1	0.19	ug/kg	
91-20-3	Naphthalene	ND	4.1	0.87	ug/kg	
103-65-1	n-Propylbenzene	ND	4.1	0.28	ug/kg	
100-42-5	Styrene	ND	4.1	0.15	ug/kg	
75-65-0	Tert Butyl Alcohol	ND	20	4.7	ug/kg	
994-05-8	tert-Amyl Methyl Ether	ND	4.1	0.12	ug/kg	
637-92-3	tert-Butyl Ethyl Ether	ND	4.1	0.11	ug/kg	
630-20-6	1,1,1,2-Tetrachloroethane	ND	4.1	0.15	ug/kg	
79-34-5	1,1,2,2-Tetrachloroethane	ND	4.1	0.15	ug/kg	
127-18-4	Tetrachloroethene	ND	4.1	0.16	ug/kg	
108-88-3	Toluene	ND	0.82	0.31	ug/kg	
87-61-6	1,2,3-Trichlorobenzene	ND	4.1	0.36	ug/kg	
120-82-1	1,2,4-Trichlorobenzene	ND	4.1	0.28	ug/kg	
71-55-6	1,1,1-Trichloroethane	ND	4.1	0.20	ug/kg	
79-00-5	1,1,2-Trichloroethane	ND	4.1	0.35	ug/kg	
79-01-6	Trichloroethene	ND	4.1	0.20	ug/kg	
75-69-4	Trichlorofluoromethane	ND	4.1	0.40	ug/kg	
96-18-4	1,2,3-Trichloropropane	ND	4.1	0.88	ug/kg	
95-63-6	1,2,4-Trimethylbenzene	ND	4.1	0.92	ug/kg	
108-67-8	1,3,5-Trimethylbenzene	ND	4.1	0.10	ug/kg	
75-01-4	Vinyl chloride	ND	4.1	0.38	ug/kg	
1330-20-7	Xylene (total)	ND	0.82	0.15	ug/kg	

CAS No.	Surrogate Recoveries	Run# 1	Run# 2	Limits
1868-53-7	Dibromofluoromethane	108%		67-131%
17060-07-0	1,2-Dichloroethane-D4	99%		66-130%

ND = Not detected MDL - Method Detection Limit

RL = Reporting Limit

E = Indicates value exceeds calibration range

J = Indicates an estimated value

B = Indicates analyte found in associated method blank

N = Indicates presumptive evidence of a compound

## Report of Analysis

<b>Client Sample ID:</b> EE23-6.8		<b>Date Sampled:</b> 07/18/11
<b>Lab Sample ID:</b> C17043-5		<b>Date Received:</b> 07/19/11
<b>Matrix:</b> SO - Soil		<b>Percent Solids:</b> n/a <sup>a</sup>
<b>Method:</b> SW846 8260B		
<b>Project:</b> Romic Soil Investigation(Romic EPA) - 2081 Bay Road, East Palo Alto, CA		

**VOA 8260 List**

CAS No.	Surrogate Recoveries	Run# 1	Run# 2	Limits
2037-26-5	Toluene-D8	107%		76-125%
460-00-4	4-Bromofluorobenzene	99%		53-142%

- (a) All results reported on wet weight basis.
- (b) Analysis performed at Accutest Laboratories, Dayton, NJ.

---

ND = Not detected	MDL - Method Detection Limit	J = Indicates an estimated value
RL = Reporting Limit		B = Indicates analyte found in associated method blank
E = Indicates value exceeds calibration range		N = Indicates presumptive evidence of a compound



## Report of Analysis

<b>Client Sample ID:</b> EE23-6.8	
<b>Lab Sample ID:</b> C17043-5	<b>Date Sampled:</b> 07/18/11
<b>Matrix:</b> SO - Soil	<b>Date Received:</b> 07/19/11
<b>Method:</b> SW846 8015B	<b>Percent Solids:</b> n/a <sup>a</sup>
<b>Project:</b> Romic Soil Investigation(Romic EPA) - 2081 Bay Road, East Palo Alto, CA	

Run #	File ID	DF	Analyzed	By	Prep Date	Prep Batch	Analytical Batch
Run #1	JK21367.D	1	07/29/11	TT	n/a	n/a	GJK884
Run #2							

Run #	Initial Weight
Run #1	5.30 g
Run #2	

**TPH Volatiles**

CAS No.	Compound	Result	RL	MDL	Units	Q
	TPH-GRO (C6-C10)	ND	0.094	0.047	mg/kg	
CAS No.	Surrogate Recoveries	Run# 1	Run# 2	Limits		
98-08-8	aaa-Trifluorotoluene	90%		60-157%		

(a) All results reported on wet weight basis.

ND = Not detected      MDL - Method Detection Limit  
 RL = Reporting Limit  
 E = Indicates value exceeds calibration range

J = Indicates an estimated value  
 B = Indicates analyte found in associated method blank  
 N = Indicates presumptive evidence of a compound

## Report of Analysis

<b>Client Sample ID:</b> EE23-6.8	
<b>Lab Sample ID:</b> C17043-5	<b>Date Sampled:</b> 07/18/11
<b>Matrix:</b> SO - Soil	<b>Date Received:</b> 07/19/11
<b>Method:</b> SW846 8015B M SW846 3545A	<b>Percent Solids:</b> n/a <sup>a</sup>
<b>Project:</b> Romic Soil Investigation(Romic EPA) - 2081 Bay Road, East Palo Alto, CA	

Run #	File ID	DF	Analyzed	By	Prep Date	Prep Batch	Analytical Batch
Run #1	HH15350.D	1	07/22/11	JH	07/21/11	OP4273	GHH526
Run #2							

Run #	Initial Weight	Final Volume
Run #1	10.1 g	1.0 ml
Run #2		

### TPH Extractable w/ Silica Gel Cleanup

CAS No.	Compound	Result	RL	MDL	Units	Q
	TPH (C10-C28)	ND	9.9	5.0	mg/kg	
	TPH (> C28-C40)	ND	20	9.9	mg/kg	

CAS No.	Surrogate Recoveries	Run# 1	Run# 2	Limits
630-01-3	Hexacosane	51%		45-140%

(a) All results reported on wet weight basis.

ND = Not detected      MDL - Method Detection Limit  
 RL = Reporting Limit  
 E = Indicates value exceeds calibration range

J = Indicates an estimated value  
 B = Indicates analyte found in associated method blank  
 N = Indicates presumptive evidence of a compound

## Report of Analysis

<b>Client Sample ID:</b> EE23-6.8	<b>Date Sampled:</b> 07/18/11
<b>Lab Sample ID:</b> C17043-5	<b>Date Received:</b> 07/19/11
<b>Matrix:</b> SO - Soil	<b>Percent Solids:</b> n/a <sup>a</sup>
<b>Project:</b> Romic Soil Investigation(Romic EPA) - 2081 Bay Road, East Palo Alto, CA	

### Metals Analysis

Analyte	Result	RL	Units	DF	Prep	Analyzed By	Method	Prep Method
Cadmium	< 0.90	0.90	mg/kg	1	07/19/11	07/21/11 RS	SW846 6010B <sup>1</sup>	SW846 3050B <sup>2</sup>
Chromium	30.4	0.90	mg/kg	1	07/19/11	07/21/11 RS	SW846 6010B <sup>1</sup>	SW846 3050B <sup>2</sup>
Lead	4.8	1.8	mg/kg	1	07/19/11	07/21/11 RS	SW846 6010B <sup>1</sup>	SW846 3050B <sup>2</sup>

(1) Instrument QC Batch: MA1997

(2) Prep QC Batch: MP3733

(a) All results reported on wet weight basis.

RL = Reporting Limit

## Report of Analysis

<b>Client Sample ID:</b> BB26-1.0		<b>Date Sampled:</b> 07/18/11
<b>Lab Sample ID:</b> C17043-6		<b>Date Received:</b> 07/19/11
<b>Matrix:</b> SO - Soil		<b>Percent Solids:</b> n/a <sup>a</sup>
<b>Method:</b> SW846 8015B		
<b>Project:</b> Romic Soil Investigation(Romic EPA) - 2081 Bay Road, East Palo Alto, CA		

Run #	File ID	DF	Analyzed	By	Prep Date	Prep Batch	Analytical Batch
Run #1	JK21368.D	1	07/29/11	TT	n/a	n/a	GJK884
Run #2							

Run #	Initial Weight
Run #1	5.18 g
Run #2	

**TPH Volatiles**

CAS No.	Compound	Result	RL	MDL	Units	Q
	TPH-GRO (C6-C10)	ND	0.097	0.048	mg/kg	
CAS No.	Surrogate Recoveries	Run# 1	Run# 2	Limits		
98-08-8	aaa-Trifluorotoluene	90%		60-157%		

(a) All results reported on wet weight basis.

ND = Not detected      MDL - Method Detection Limit  
 RL = Reporting Limit

J = Indicates an estimated value  
 B = Indicates analyte found in associated method blank  
 N = Indicates presumptive evidence of a compound

## Report of Analysis

<b>Client Sample ID:</b> BB26-1.0		<b>Date Sampled:</b> 07/18/11
<b>Lab Sample ID:</b> C17043-6		<b>Date Received:</b> 07/19/11
<b>Matrix:</b> SO - Soil		<b>Percent Solids:</b> n/a <sup>a</sup>
<b>Method:</b> SW846 8015B M SW846 3545A		
<b>Project:</b> Romic Soil Investigation(Romic EPA) - 2081 Bay Road, East Palo Alto, CA		

Run #	File ID	DF	Analyzed	By	Prep Date	Prep Batch	Analytical Batch
Run #1	HH15565.D	25	07/27/11	JH	07/21/11	OP4273	GHH531
Run #2							

Run #	Initial Weight	Final Volume
Run #1	10.0 g	1.0 ml
Run #2		

### TPH Extractable w/ Silica Gel Cleanup

CAS No.	Compound	Result	RL	MDL	Units	Q
	TPH (C10-C28)	140	250	130	mg/kg	J
	TPH (> C28-C40)	863	500	250	mg/kg	

CAS No.	Surrogate Recoveries	Run# 1	Run# 2	Limits
630-01-3	Hexacosane	60%		45-140%

(a) All results reported on wet weight basis.

ND = Not detected      MDL - Method Detection Limit  
 RL = Reporting Limit

J = Indicates an estimated value  
 B = Indicates analyte found in associated method blank  
 N = Indicates presumptive evidence of a compound

## Report of Analysis

<b>Client Sample ID:</b>	BB26-1.0	<b>Date Sampled:</b>	07/18/11
<b>Lab Sample ID:</b>	C17043-6	<b>Date Received:</b>	07/19/11
<b>Matrix:</b>	SO - Soil	<b>Percent Solids:</b>	n/a <sup>a</sup>
<b>Project:</b>	Romic Soil Investigation(Romic EPA) - 2081 Bay Road, East Palo Alto, CA		

### Metals Analysis

Analyte	Result	RL	Units	DF	Prep	Analyzed By	Method	Prep Method
Cadmium	< 0.94	0.94	mg/kg	1	07/19/11	07/21/11 RS	SW846 6010B <sup>1</sup>	SW846 3050B <sup>2</sup>
Chromium	52.2	0.94	mg/kg	1	07/19/11	07/21/11 RS	SW846 6010B <sup>1</sup>	SW846 3050B <sup>2</sup>
Lead	33.8	1.9	mg/kg	1	07/19/11	07/21/11 RS	SW846 6010B <sup>1</sup>	SW846 3050B <sup>2</sup>

(1) Instrument QC Batch: MA1997

(2) Prep QC Batch: MP3733

(a) All results reported on wet weight basis.

RL = Reporting Limit

# Report of Analysis

<b>Client Sample ID:</b>	BB26-3.5	<b>Date Sampled:</b>	07/18/11
<b>Lab Sample ID:</b>	C17043-7	<b>Date Received:</b>	07/19/11
<b>Matrix:</b>	SO - Soil	<b>Percent Solids:</b>	n/a <sup>a</sup>
<b>Method:</b>	SW846 8260B	<b>Project:</b> Romic Soil Investigation(Romic EPA) - 2081 Bay Road, East Palo Alto, CA	

Run #	File ID	DF	Analyzed	By	Prep Date	Prep Batch	Analytical Batch
Run #1 <sup>b</sup>	X117338.D	1	07/30/11	ANJ	n/a	n/a	N: VX4982
Run #2							

Run #	Initial Weight
Run #1	6.0 g
Run #2	

### VOA 8260 List

CAS No.	Compound	Result	RL	MDL	Units	Q
67-64-1	Acetone	78.6	8.3	5.5	ug/kg	
71-43-2	Benzene	ND	0.83	0.11	ug/kg	
108-86-1	Bromobenzene	ND	4.2	0.16	ug/kg	
74-97-5	Bromochloromethane	ND	4.2	0.43	ug/kg	
75-27-4	Bromodichloromethane	ND	4.2	0.19	ug/kg	
75-25-2	Bromoform	ND	4.2	0.63	ug/kg	
74-83-9	Bromomethane	ND	4.2	0.33	ug/kg	
78-93-3	2-Butanone (MEK)	16.0	8.3	3.6	ug/kg	
104-51-8	n-Butylbenzene	ND	4.2	0.20	ug/kg	
135-98-8	sec-Butylbenzene	ND	4.2	0.13	ug/kg	
98-06-6	tert-Butylbenzene	ND	4.2	0.11	ug/kg	
56-23-5	Carbon tetrachloride	ND	4.2	0.29	ug/kg	
108-90-7	Chlorobenzene	ND	4.2	0.27	ug/kg	
75-00-3	Chloroethane	ND	4.2	0.34	ug/kg	
67-66-3	Chloroform	ND	4.2	0.40	ug/kg	
74-87-3	Chloromethane	ND	4.2	0.52	ug/kg	
95-49-8	o-Chlorotoluene	ND	4.2	0.31	ug/kg	
106-43-4	p-Chlorotoluene	ND	4.2	0.17	ug/kg	
108-20-3	Di-Isopropyl ether	ND	4.2	0.11	ug/kg	
96-12-8	1,2-Dibromo-3-chloropropane	ND	8.3	1.3	ug/kg	
124-48-1	Dibromochloromethane	ND	4.2	0.14	ug/kg	
106-93-4	1,2-Dibromoethane	ND	0.83	0.20	ug/kg	
95-50-1	1,2-Dichlorobenzene	ND	4.2	0.23	ug/kg	
541-73-1	1,3-Dichlorobenzene	ND	4.2	0.16	ug/kg	
106-46-7	1,4-Dichlorobenzene	ND	4.2	0.14	ug/kg	
75-71-8	Dichlorodifluoromethane	ND	4.2	0.27	ug/kg	
75-34-3	1,1-Dichloroethane	0.25	4.2	0.18	ug/kg	J
107-06-2	1,2-Dichloroethane	ND	0.83	0.15	ug/kg	
75-35-4	1,1-Dichloroethene	ND	4.2	0.51	ug/kg	
156-59-2	cis-1,2-Dichloroethene	ND	4.2	0.27	ug/kg	
156-60-5	trans-1,2-Dichloroethene	ND	4.2	0.35	ug/kg	
78-87-5	1,2-Dichloropropane	ND	4.2	0.22	ug/kg	

ND = Not detected      MDL - Method Detection Limit  
 RL = Reporting Limit  
 E = Indicates value exceeds calibration range

J = Indicates an estimated value  
 B = Indicates analyte found in associated method blank  
 N = Indicates presumptive evidence of a compound

## Report of Analysis

<b>Client Sample ID:</b>	BB26-3.5	<b>Date Sampled:</b>	07/18/11
<b>Lab Sample ID:</b>	C17043-7	<b>Date Received:</b>	07/19/11
<b>Matrix:</b>	SO - Soil	<b>Percent Solids:</b>	n/a <sup>a</sup>
<b>Method:</b>	SW846 8260B	<b>Project:</b> Romic Soil Investigation(Romic EPA) - 2081 Bay Road,East Palo Alto,CA	

## VOA 8260 List

CAS No.	Compound	Result	RL	MDL	Units	Q
142-28-9	1,3-Dichloropropane	ND	4.2	0.31	ug/kg	
594-20-7	2,2-Dichloropropane	ND	4.2	0.14	ug/kg	
563-58-6	1,1-Dichloropropene	ND	4.2	0.17	ug/kg	
10061-01-5	cis-1,3-Dichloropropene	ND	4.2	0.13	ug/kg	
10061-02-6	trans-1,3-Dichloropropene	ND	4.2	0.28	ug/kg	
100-41-4	Ethylbenzene	ND	0.83	0.12	ug/kg	
87-68-3	Hexachlorobutadiene	ND	4.2	0.43	ug/kg	
591-78-6	2-Hexanone	ND	4.2	2.1	ug/kg	
98-82-8	Isopropylbenzene	ND	4.2	0.11	ug/kg	
99-87-6	p-Isopropyltoluene	ND	4.2	0.25	ug/kg	
1634-04-4	Methyl Tert Butyl Ether	ND	0.83	0.15	ug/kg	
108-10-1	4-Methyl-2-pentanone(MIBK)	ND	4.2	2.2	ug/kg	
74-95-3	Methylene bromide	ND	4.2	0.47	ug/kg	
75-09-2	Methylene chloride	ND	4.2	0.19	ug/kg	
91-20-3	Naphthalene	ND	4.2	0.88	ug/kg	
103-65-1	n-Propylbenzene	ND	4.2	0.29	ug/kg	
100-42-5	Styrene	ND	4.2	0.15	ug/kg	
75-65-0	Tert Butyl Alcohol	ND	21	4.8	ug/kg	
994-05-8	tert-Amyl Methyl Ether	ND	4.2	0.12	ug/kg	
637-92-3	tert-Butyl Ethyl Ether	ND	4.2	0.12	ug/kg	
630-20-6	1,1,1,2-Tetrachloroethane	ND	4.2	0.15	ug/kg	
79-34-5	1,1,2,2-Tetrachloroethane	ND	4.2	0.15	ug/kg	
127-18-4	Tetrachloroethene	ND	4.2	0.16	ug/kg	
108-88-3	Toluene	ND	0.83	0.31	ug/kg	
87-61-6	1,2,3-Trichlorobenzene	ND	4.2	0.36	ug/kg	
120-82-1	1,2,4-Trichlorobenzene	ND	4.2	0.28	ug/kg	
71-55-6	1,1,1-Trichloroethane	ND	4.2	0.20	ug/kg	
79-00-5	1,1,2-Trichloroethane	ND	4.2	0.36	ug/kg	
79-01-6	Trichloroethene	ND	4.2	0.21	ug/kg	
75-69-4	Trichlorofluoromethane	ND	4.2	0.40	ug/kg	
96-18-4	1,2,3-Trichloropropane	ND	4.2	0.89	ug/kg	
95-63-6	1,2,4-Trimethylbenzene	ND	4.2	0.93	ug/kg	
108-67-8	1,3,5-Trimethylbenzene	ND	4.2	0.11	ug/kg	
75-01-4	Vinyl chloride	ND	4.2	0.38	ug/kg	
1330-20-7	Xylene (total)	ND	0.83	0.15	ug/kg	

CAS No.	Surrogate Recoveries	Run# 1	Run# 2	Limits
1868-53-7	Dibromofluoromethane	100%		67-131%
17060-07-0	1,2-Dichloroethane-D4	94%		66-130%

ND = Not detected MDL - Method Detection Limit

RL = Reporting Limit

E = Indicates value exceeds calibration range

J = Indicates an estimated value

B = Indicates analyte found in associated method blank

N = Indicates presumptive evidence of a compound



## Report of Analysis

<b>Client Sample ID:</b> BB26-3.5		<b>Date Sampled:</b> 07/18/11
<b>Lab Sample ID:</b> C17043-7		<b>Date Received:</b> 07/19/11
<b>Matrix:</b> SO - Soil		<b>Percent Solids:</b> n/a <sup>a</sup>
<b>Method:</b> SW846 8260B		
<b>Project:</b> Romic Soil Investigation(Romic EPA) - 2081 Bay Road, East Palo Alto, CA		

**VOA 8260 List**

CAS No.	Surrogate Recoveries	Run# 1	Run# 2	Limits
2037-26-5	Toluene-D8	108%		76-125%
460-00-4	4-Bromofluorobenzene	104%		53-142%

- (a) All results reported on wet weight basis.
- (b) Analysis performed at Accutest Laboratories, Dayton, NJ.

---

ND = Not detected	MDL - Method Detection Limit	J = Indicates an estimated value
RL = Reporting Limit		B = Indicates analyte found in associated method blank
E = Indicates value exceeds calibration range		N = Indicates presumptive evidence of a compound

## Report of Analysis

<b>Client Sample ID:</b> BB26-3.5	<b>Date Sampled:</b> 07/18/11
<b>Lab Sample ID:</b> C17043-7	<b>Date Received:</b> 07/19/11
<b>Matrix:</b> SO - Soil	<b>Percent Solids:</b> n/a <sup>a</sup>
<b>Method:</b> SW846 8015B	
<b>Project:</b> Romic Soil Investigation(Romic EPA) - 2081 Bay Road, East Palo Alto, CA	

Run #	File ID	DF	Analyzed	By	Prep Date	Prep Batch	Analytical Batch
Run #1	JK21369.D	1	07/29/11	TT	n/a	n/a	GJK884
Run #2							

Run #	Initial Weight
Run #1	5.16 g
Run #2	

### TPH Volatiles

CAS No.	Compound	Result	RL	MDL	Units	Q
	TPH-GRO (C6-C10)	ND	0.097	0.048	mg/kg	
CAS No.	Surrogate Recoveries	Run# 1	Run# 2	Limits		
98-08-8	aaa-Trifluorotoluene	87%		60-157%		

(a) All results reported on wet weight basis.

ND = Not detected      MDL - Method Detection Limit  
 RL = Reporting Limit  
 E = Indicates value exceeds calibration range

J = Indicates an estimated value  
 B = Indicates analyte found in associated method blank  
 N = Indicates presumptive evidence of a compound

## Report of Analysis

<b>Client Sample ID:</b> BB26-3.5		<b>Date Sampled:</b> 07/18/11
<b>Lab Sample ID:</b> C17043-7		<b>Date Received:</b> 07/19/11
<b>Matrix:</b> SO - Soil		<b>Percent Solids:</b> n/a <sup>a</sup>
<b>Method:</b> SW846 8015B M SW846 3545A		
<b>Project:</b> Romic Soil Investigation(Romic EPA) - 2081 Bay Road, East Palo Alto, CA		

Run #	File ID	DF	Analyzed	By	Prep Date	Prep Batch	Analytical Batch
Run #1	HH15440.D	1	07/24/11	JH	07/21/11	OP4273	GHH528
Run #2							

Run #	Initial Weight	Final Volume
Run #1	10.2 g	1.0 ml
Run #2		

### TPH Extractable w/ Silica Gel Cleanup

CAS No.	Compound	Result	RL	MDL	Units	Q
	TPH (C10-C28)	13.6	9.8	4.9	mg/kg	
	TPH (> C28-C40)	34.3	20	9.8	mg/kg	

CAS No.	Surrogate Recoveries	Run# 1	Run# 2	Limits
630-01-3	Hexacosane	66%		45-140%

(a) All results reported on wet weight basis.

ND = Not detected      MDL - Method Detection Limit  
 RL = Reporting Limit  
 E = Indicates value exceeds calibration range

J = Indicates an estimated value  
 B = Indicates analyte found in associated method blank  
 N = Indicates presumptive evidence of a compound

## Report of Analysis

<b>Client Sample ID:</b> BB26-3.5	<b>Date Sampled:</b> 07/18/11
<b>Lab Sample ID:</b> C17043-7	<b>Date Received:</b> 07/19/11
<b>Matrix:</b> SO - Soil	<b>Percent Solids:</b> n/a <sup>a</sup>
<b>Project:</b> Romic Soil Investigation(Romic EPA) - 2081 Bay Road, East Palo Alto, CA	

### Metals Analysis

Analyte	Result	RL	Units	DF	Prep	Analyzed By	Method	Prep Method
Cadmium	0.89	0.85	mg/kg	1	07/19/11	07/21/11 RS	SW846 6010B <sup>1</sup>	SW846 3050B <sup>2</sup>
Chromium	38.5	0.85	mg/kg	1	07/19/11	07/21/11 RS	SW846 6010B <sup>1</sup>	SW846 3050B <sup>2</sup>
Lead	99.8	1.7	mg/kg	1	07/19/11	07/21/11 RS	SW846 6010B <sup>1</sup>	SW846 3050B <sup>2</sup>

(1) Instrument QC Batch: MA1997

(2) Prep QC Batch: MP3733

(a) All results reported on wet weight basis.

RL = Reporting Limit

## Report of Analysis

<b>Client Sample ID:</b>	BB26-6.5	<b>Date Sampled:</b>	07/18/11
<b>Lab Sample ID:</b>	C17043-8	<b>Date Received:</b>	07/19/11
<b>Matrix:</b>	SO - Soil	<b>Percent Solids:</b>	n/a <sup>a</sup>
<b>Method:</b>	SW846 8260B	<b>Project:</b> Romic Soil Investigation(Romic EPA) - 2081 Bay Road, East Palo Alto, CA	

Run #	File ID	DF	Analyzed	By	Prep Date	Prep Batch	Analytical Batch
Run #1 <sup>b</sup>	X117339.D	1	07/30/11	ANJ	n/a	n/a	N: VX4982
Run #2							

Run #	Initial Weight
Run #1	6.9 g
Run #2	

## VOA 8260 List

CAS No.	Compound	Result	RL	MDL	Units	Q
67-64-1	Acetone	17.1	7.2	4.8	ug/kg	
71-43-2	Benzene	ND	0.72	0.096	ug/kg	
108-86-1	Bromobenzene	ND	3.6	0.14	ug/kg	
74-97-5	Bromochloromethane	ND	3.6	0.38	ug/kg	
75-27-4	Bromodichloromethane	ND	3.6	0.16	ug/kg	
75-25-2	Bromoform	ND	3.6	0.55	ug/kg	
74-83-9	Bromomethane	ND	3.6	0.29	ug/kg	
78-93-3	2-Butanone (MEK)	ND	7.2	3.1	ug/kg	
104-51-8	n-Butylbenzene	ND	3.6	0.17	ug/kg	
135-98-8	sec-Butylbenzene	ND	3.6	0.12	ug/kg	
98-06-6	tert-Butylbenzene	ND	3.6	0.10	ug/kg	
56-23-5	Carbon tetrachloride	ND	3.6	0.25	ug/kg	
108-90-7	Chlorobenzene	ND	3.6	0.23	ug/kg	
75-00-3	Chloroethane	ND	3.6	0.30	ug/kg	
67-66-3	Chloroform	ND	3.6	0.35	ug/kg	
74-87-3	Chloromethane	ND	3.6	0.45	ug/kg	
95-49-8	o-Chlorotoluene	ND	3.6	0.27	ug/kg	
106-43-4	p-Chlorotoluene	ND	3.6	0.15	ug/kg	
108-20-3	Di-Isopropyl ether	ND	3.6	0.092	ug/kg	
96-12-8	1,2-Dibromo-3-chloropropane	ND	7.2	1.1	ug/kg	
124-48-1	Dibromochloromethane	ND	3.6	0.12	ug/kg	
106-93-4	1,2-Dibromoethane	ND	0.72	0.17	ug/kg	
95-50-1	1,2-Dichlorobenzene	ND	3.6	0.20	ug/kg	
541-73-1	1,3-Dichlorobenzene	ND	3.6	0.14	ug/kg	
106-46-7	1,4-Dichlorobenzene	ND	3.6	0.12	ug/kg	
75-71-8	Dichlorodifluoromethane	ND	3.6	0.23	ug/kg	
75-34-3	1,1-Dichloroethane	ND	3.6	0.16	ug/kg	
107-06-2	1,2-Dichloroethane	ND	0.72	0.13	ug/kg	
75-35-4	1,1-Dichloroethene	ND	3.6	0.44	ug/kg	
156-59-2	cis-1,2-Dichloroethene	ND	3.6	0.23	ug/kg	
156-60-5	trans-1,2-Dichloroethene	ND	3.6	0.31	ug/kg	
78-87-5	1,2-Dichloropropane	ND	3.6	0.19	ug/kg	

ND = Not detected MDL - Method Detection Limit

RL = Reporting Limit

E = Indicates value exceeds calibration range

J = Indicates an estimated value

B = Indicates analyte found in associated method blank

N = Indicates presumptive evidence of a compound

## Report of Analysis

<b>Client Sample ID:</b>	BB26-6.5	<b>Date Sampled:</b>	07/18/11
<b>Lab Sample ID:</b>	C17043-8	<b>Date Received:</b>	07/19/11
<b>Matrix:</b>	SO - Soil	<b>Percent Solids:</b>	n/a <sup>a</sup>
<b>Method:</b>	SW846 8260B	<b>Project:</b> Romic Soil Investigation(Romic EPA) - 2081 Bay Road,East Palo Alto,CA	

## VOA 8260 List

CAS No.	Compound	Result	RL	MDL	Units	Q
142-28-9	1,3-Dichloropropane	ND	3.6	0.27	ug/kg	
594-20-7	2,2-Dichloropropane	ND	3.6	0.12	ug/kg	
563-58-6	1,1-Dichloropropene	ND	3.6	0.15	ug/kg	
10061-01-5	cis-1,3-Dichloropropene	ND	3.6	0.11	ug/kg	
10061-02-6	trans-1,3-Dichloropropene	ND	3.6	0.24	ug/kg	
100-41-4	Ethylbenzene	ND	0.72	0.11	ug/kg	
87-68-3	Hexachlorobutadiene	ND	3.6	0.38	ug/kg	
591-78-6	2-Hexanone	ND	3.6	1.8	ug/kg	
98-82-8	Isopropylbenzene	ND	3.6	0.099	ug/kg	
99-87-6	p-Isopropyltoluene	ND	3.6	0.21	ug/kg	
1634-04-4	Methyl Tert Butyl Ether	ND	0.72	0.13	ug/kg	
108-10-1	4-Methyl-2-pentanone(MIBK)	ND	3.6	1.9	ug/kg	
74-95-3	Methylene bromide	ND	3.6	0.41	ug/kg	
75-09-2	Methylene chloride	ND	3.6	0.17	ug/kg	
91-20-3	Naphthalene	ND	3.6	0.77	ug/kg	
103-65-1	n-Propylbenzene	ND	3.6	0.25	ug/kg	
100-42-5	Styrene	ND	3.6	0.13	ug/kg	
75-65-0	Tert Butyl Alcohol	ND	18	4.2	ug/kg	
994-05-8	tert-Amyl Methyl Ether	ND	3.6	0.11	ug/kg	
637-92-3	tert-Butyl Ethyl Ether	ND	3.6	0.10	ug/kg	
630-20-6	1,1,1,2-Tetrachloroethane	ND	3.6	0.13	ug/kg	
79-34-5	1,1,2,2-Tetrachloroethane	ND	3.6	0.13	ug/kg	
127-18-4	Tetrachloroethene	ND	3.6	0.14	ug/kg	
108-88-3	Toluene	ND	0.72	0.27	ug/kg	
87-61-6	1,2,3-Trichlorobenzene	ND	3.6	0.32	ug/kg	
120-82-1	1,2,4-Trichlorobenzene	ND	3.6	0.25	ug/kg	
71-55-6	1,1,1-Trichloroethane	ND	3.6	0.17	ug/kg	
79-00-5	1,1,2-Trichloroethane	ND	3.6	0.31	ug/kg	
79-01-6	Trichloroethene	ND	3.6	0.18	ug/kg	
75-69-4	Trichlorofluoromethane	ND	3.6	0.35	ug/kg	
96-18-4	1,2,3-Trichloropropane	ND	3.6	0.78	ug/kg	
95-63-6	1,2,4-Trimethylbenzene	ND	3.6	0.81	ug/kg	
108-67-8	1,3,5-Trimethylbenzene	ND	3.6	0.092	ug/kg	
75-01-4	Vinyl chloride	ND	3.6	0.33	ug/kg	
1330-20-7	Xylene (total)	ND	0.72	0.13	ug/kg	

CAS No.	Surrogate Recoveries	Run# 1	Run# 2	Limits
1868-53-7	Dibromofluoromethane	99%		67-131%
17060-07-0	1,2-Dichloroethane-D4	95%		66-130%

ND = Not detected MDL - Method Detection Limit

RL = Reporting Limit

E = Indicates value exceeds calibration range

J = Indicates an estimated value

B = Indicates analyte found in associated method blank

N = Indicates presumptive evidence of a compound

## Report of Analysis

<b>Client Sample ID:</b>	BB26-6.5	<b>Date Sampled:</b>	07/18/11
<b>Lab Sample ID:</b>	C17043-8	<b>Date Received:</b>	07/19/11
<b>Matrix:</b>	SO - Soil	<b>Percent Solids:</b>	n/a <sup>a</sup>
<b>Method:</b>	SW846 8260B	<b>Project:</b> Romic Soil Investigation(Romic EPA) - 2081 Bay Road, East Palo Alto, CA	

### VOA 8260 List

CAS No.	Surrogate Recoveries	Run# 1	Run# 2	Limits
2037-26-5	Toluene-D8	108%		76-125%
460-00-4	4-Bromofluorobenzene	102%		53-142%

- (a) All results reported on wet weight basis.
- (b) Analysis performed at Accutest Laboratories, Dayton, NJ.

---

ND = Not detected      MDL - Method Detection Limit      J = Indicates an estimated value  
 RL = Reporting Limit      B = Indicates analyte found in associated method blank  
 E = Indicates value exceeds calibration range      N = Indicates presumptive evidence of a compound

## Report of Analysis

<b>Client Sample ID:</b>	BB26-6.5	<b>Date Sampled:</b>	07/18/11
<b>Lab Sample ID:</b>	C17043-8	<b>Date Received:</b>	07/19/11
<b>Matrix:</b>	SO - Soil	<b>Percent Solids:</b>	n/a <sup>a</sup>
<b>Method:</b>	SW846 8015B	<b>Project:</b> Romic Soil Investigation(Romic EPA) - 2081 Bay Road, East Palo Alto, CA	

Run #	File ID	DF	Analyzed	By	Prep Date	Prep Batch	Analytical Batch
Run #1	JK21370.D	1	07/29/11	TT	n/a	n/a	GJK884
Run #2							

Run #	Initial Weight
Run #1	5.05 g
Run #2	

### TPH Volatiles

CAS No.	Compound	Result	RL	MDL	Units	Q
	TPH-GRO (C6-C10)	ND	0.099	0.050	mg/kg	
CAS No.	Surrogate Recoveries	Run# 1	Run# 2	Limits		
98-08-8	aaa-Trifluorotoluene	88%		60-157%		

(a) All results reported on wet weight basis.

ND = Not detected      MDL - Method Detection Limit  
 RL = Reporting Limit  
 E = Indicates value exceeds calibration range

J = Indicates an estimated value  
 B = Indicates analyte found in associated method blank  
 N = Indicates presumptive evidence of a compound



## Report of Analysis

<b>Client Sample ID:</b> BB26-6.5	<b>Date Sampled:</b> 07/18/11
<b>Lab Sample ID:</b> C17043-8	<b>Date Received:</b> 07/19/11
<b>Matrix:</b> SO - Soil	<b>Percent Solids:</b> n/a <sup>a</sup>
<b>Method:</b> SW846 8015B M SW846 3545A	
<b>Project:</b> Romic Soil Investigation(Romic EPA) - 2081 Bay Road, East Palo Alto, CA	

Run #	File ID	DF	Analyzed	By	Prep Date	Prep Batch	Analytical Batch
Run #1	HH15351.D	1	07/22/11	JH	07/21/11	OP4273	GHH526
Run #2							

Run #	Initial Weight	Final Volume
Run #1	10.2 g	1.0 ml
Run #2		

### TPH Extractable w/ Silica Gel Cleanup

CAS No.	Compound	Result	RL	MDL	Units	Q
	TPH (C10-C28)	5.34	9.8	4.9	mg/kg	J
	TPH (> C28-C40)	ND	20	9.8	mg/kg	

CAS No.	Surrogate Recoveries	Run# 1	Run# 2	Limits
630-01-3	Hexacosane	46%		45-140%

(a) All results reported on wet weight basis.

ND = Not detected      MDL - Method Detection Limit  
 RL = Reporting Limit

J = Indicates an estimated value  
 B = Indicates analyte found in associated method blank  
 N = Indicates presumptive evidence of a compound

## Report of Analysis

<b>Client Sample ID:</b>	BB26-6.5	<b>Date Sampled:</b>	07/18/11
<b>Lab Sample ID:</b>	C17043-8	<b>Date Received:</b>	07/19/11
<b>Matrix:</b>	SO - Soil	<b>Percent Solids:</b>	n/a <sup>a</sup>
<b>Project:</b>	Romic Soil Investigation(Romic EPA) - 2081 Bay Road, East Palo Alto, CA		

### Metals Analysis

Analyte	Result	RL	Units	DF	Prep	Analyzed By	Method	Prep Method
Cadmium	< 0.90	0.90	mg/kg	1	07/19/11	07/21/11 RS	SW846 6010B <sup>1</sup>	SW846 3050B <sup>2</sup>
Chromium	32.7	0.90	mg/kg	1	07/19/11	07/21/11 RS	SW846 6010B <sup>1</sup>	SW846 3050B <sup>2</sup>
Lead	5.3	1.8	mg/kg	1	07/19/11	07/21/11 RS	SW846 6010B <sup>1</sup>	SW846 3050B <sup>2</sup>

(1) Instrument QC Batch: MA1997

(2) Prep QC Batch: MP3733

(a) All results reported on wet weight basis.

RL = Reporting Limit

## Report of Analysis

<b>Client Sample ID:</b>	HH23-0.0	<b>Date Sampled:</b>	07/18/11
<b>Lab Sample ID:</b>	C17043-9	<b>Date Received:</b>	07/19/11
<b>Matrix:</b>	SO - Soil	<b>Percent Solids:</b>	n/a <sup>a</sup>
<b>Method:</b>	SW846 8260B	<b>Project:</b> Romic Soil Investigation(Romic EPA) - 2081 Bay Road, East Palo Alto, CA	

Run #	File ID	DF	Analyzed	By	Prep Date	Prep Batch	Analytical Batch
Run #1 <sup>b</sup>	X117340.D	1	07/30/11	ANJ	n/a	n/a	N: VX4982
Run #2							

Run #	Initial Weight
Run #1	5.6 g
Run #2	

## VOA 8260 List

CAS No.	Compound	Result	RL	MDL	Units	Q
67-64-1	Acetone	ND	8.9	5.9	ug/kg	
71-43-2	Benzene	ND	0.89	0.12	ug/kg	
108-86-1	Bromobenzene	ND	4.5	0.17	ug/kg	
74-97-5	Bromochloromethane	ND	4.5	0.46	ug/kg	
75-27-4	Bromodichloromethane	ND	4.5	0.20	ug/kg	
75-25-2	Bromoform	ND	4.5	0.67	ug/kg	
74-83-9	Bromomethane	ND	4.5	0.35	ug/kg	
78-93-3	2-Butanone (MEK)	ND	8.9	3.9	ug/kg	
104-51-8	n-Butylbenzene	ND	4.5	0.21	ug/kg	
135-98-8	sec-Butylbenzene	ND	4.5	0.14	ug/kg	
98-06-6	tert-Butylbenzene	ND	4.5	0.12	ug/kg	
56-23-5	Carbon tetrachloride	ND	4.5	0.31	ug/kg	
108-90-7	Chlorobenzene	ND	4.5	0.29	ug/kg	
75-00-3	Chloroethane	ND	4.5	0.36	ug/kg	
67-66-3	Chloroform	ND	4.5	0.43	ug/kg	
74-87-3	Chloromethane	ND	4.5	0.56	ug/kg	
95-49-8	o-Chlorotoluene	ND	4.5	0.34	ug/kg	
106-43-4	p-Chlorotoluene	ND	4.5	0.19	ug/kg	
108-20-3	Di-Isopropyl ether	ND	4.5	0.11	ug/kg	
96-12-8	1,2-Dibromo-3-chloropropane	ND	8.9	1.3	ug/kg	
124-48-1	Dibromochloromethane	ND	4.5	0.15	ug/kg	
106-93-4	1,2-Dibromoethane	ND	0.89	0.21	ug/kg	
95-50-1	1,2-Dichlorobenzene	ND	4.5	0.25	ug/kg	
541-73-1	1,3-Dichlorobenzene	ND	4.5	0.17	ug/kg	
106-46-7	1,4-Dichlorobenzene	ND	4.5	0.15	ug/kg	
75-71-8	Dichlorodifluoromethane	ND	4.5	0.29	ug/kg	
75-34-3	1,1-Dichloroethane	ND	4.5	0.19	ug/kg	
107-06-2	1,2-Dichloroethane	ND	0.89	0.16	ug/kg	
75-35-4	1,1-Dichloroethene	ND	4.5	0.55	ug/kg	
156-59-2	cis-1,2-Dichloroethene	ND	4.5	0.29	ug/kg	
156-60-5	trans-1,2-Dichloroethene	ND	4.5	0.38	ug/kg	
78-87-5	1,2-Dichloropropane	ND	4.5	0.24	ug/kg	

ND = Not detected MDL - Method Detection Limit

RL = Reporting Limit

E = Indicates value exceeds calibration range

J = Indicates an estimated value

B = Indicates analyte found in associated method blank

N = Indicates presumptive evidence of a compound

## Report of Analysis

<b>Client Sample ID:</b>	HH23-0.0	<b>Date Sampled:</b>	07/18/11
<b>Lab Sample ID:</b>	C17043-9	<b>Date Received:</b>	07/19/11
<b>Matrix:</b>	SO - Soil	<b>Percent Solids:</b>	n/a <sup>a</sup>
<b>Method:</b>	SW846 8260B	<b>Project:</b> Romic Soil Investigation(Romic EPA) - 2081 Bay Road,East Palo Alto,CA	

## VOA 8260 List

CAS No.	Compound	Result	RL	MDL	Units	Q
142-28-9	1,3-Dichloropropane	ND	4.5	0.33	ug/kg	
594-20-7	2,2-Dichloropropane	ND	4.5	0.15	ug/kg	
563-58-6	1,1-Dichloropropene	ND	4.5	0.19	ug/kg	
10061-01-5	cis-1,3-Dichloropropene	ND	4.5	0.14	ug/kg	
10061-02-6	trans-1,3-Dichloropropene	ND	4.5	0.30	ug/kg	
100-41-4	Ethylbenzene	ND	0.89	0.13	ug/kg	
87-68-3	Hexachlorobutadiene	ND	4.5	0.47	ug/kg	
591-78-6	2-Hexanone	ND	4.5	2.2	ug/kg	
98-82-8	Isopropylbenzene	ND	4.5	0.12	ug/kg	
99-87-6	p-Isopropyltoluene	ND	4.5	0.26	ug/kg	
1634-04-4	Methyl Tert Butyl Ether	ND	0.89	0.16	ug/kg	
108-10-1	4-Methyl-2-pentanone(MIBK)	ND	4.5	2.3	ug/kg	
74-95-3	Methylene bromide	ND	4.5	0.51	ug/kg	
75-09-2	Methylene chloride	ND	4.5	0.21	ug/kg	
91-20-3	Naphthalene	ND	4.5	0.95	ug/kg	
103-65-1	n-Propylbenzene	ND	4.5	0.31	ug/kg	
100-42-5	Styrene	ND	4.5	0.17	ug/kg	
75-65-0	Tert Butyl Alcohol	ND	22	5.1	ug/kg	
994-05-8	tert-Amyl Methyl Ether	ND	4.5	0.13	ug/kg	
637-92-3	tert-Butyl Ethyl Ether	ND	4.5	0.12	ug/kg	
630-20-6	1,1,1,2-Tetrachloroethane	ND	4.5	0.16	ug/kg	
79-34-5	1,1,2,2-Tetrachloroethane	ND	4.5	0.16	ug/kg	
127-18-4	Tetrachloroethene	ND	4.5	0.17	ug/kg	
108-88-3	Toluene	ND	0.89	0.34	ug/kg	
87-61-6	1,2,3-Trichlorobenzene	ND	4.5	0.39	ug/kg	
120-82-1	1,2,4-Trichlorobenzene	ND	4.5	0.30	ug/kg	
71-55-6	1,1,1-Trichloroethane	ND	4.5	0.22	ug/kg	
79-00-5	1,1,2-Trichloroethane	ND	4.5	0.39	ug/kg	
79-01-6	Trichloroethene	ND	4.5	0.22	ug/kg	
75-69-4	Trichlorofluoromethane	ND	4.5	0.43	ug/kg	
96-18-4	1,2,3-Trichloropropane	ND	4.5	0.96	ug/kg	
95-63-6	1,2,4-Trimethylbenzene	ND	4.5	1.0	ug/kg	
108-67-8	1,3,5-Trimethylbenzene	ND	4.5	0.11	ug/kg	
75-01-4	Vinyl chloride	ND	4.5	0.41	ug/kg	
1330-20-7	Xylene (total)	ND	0.89	0.16	ug/kg	

CAS No.	Surrogate Recoveries	Run# 1	Run# 2	Limits
1868-53-7	Dibromofluoromethane	101%		67-131%
17060-07-0	1,2-Dichloroethane-D4	94%		66-130%

ND = Not detected MDL - Method Detection Limit

RL = Reporting Limit

E = Indicates value exceeds calibration range

J = Indicates an estimated value

B = Indicates analyte found in associated method blank

N = Indicates presumptive evidence of a compound

## Report of Analysis

<b>Client Sample ID:</b> HH23-0.0		<b>Date Sampled:</b> 07/18/11
<b>Lab Sample ID:</b> C17043-9		<b>Date Received:</b> 07/19/11
<b>Matrix:</b> SO - Soil		<b>Percent Solids:</b> n/a <sup>a</sup>
<b>Method:</b> SW846 8260B		
<b>Project:</b> Romic Soil Investigation(Romic EPA) - 2081 Bay Road, East Palo Alto, CA		

**VOA 8260 List**

CAS No.	Surrogate Recoveries	Run# 1	Run# 2	Limits
2037-26-5	Toluene-D8	109%		76-125%
460-00-4	4-Bromofluorobenzene	106%		53-142%

- (a) All results reported on wet weight basis.
- (b) Analysis performed at Accutest Laboratories, Dayton, NJ.

---

ND = Not detected	MDL - Method Detection Limit	J = Indicates an estimated value
RL = Reporting Limit		B = Indicates analyte found in associated method blank
E = Indicates value exceeds calibration range		N = Indicates presumptive evidence of a compound

## Report of Analysis

<b>Client Sample ID:</b>	HH23-0.0	<b>Date Sampled:</b>	07/18/11
<b>Lab Sample ID:</b>	C17043-9	<b>Date Received:</b>	07/19/11
<b>Matrix:</b>	SO - Soil	<b>Percent Solids:</b>	n/a <sup>a</sup>
<b>Method:</b>	SW846 8270C SW846 3550B	<b>Project:</b> Romic Soil Investigation(Romic EPA) - 2081 Bay Road, East Palo Alto, CA	

Run #	File ID	DF	Analyzed	By	Prep Date	Prep Batch	Analytical Batch
Run #1 <sup>b</sup>	Y8922.D	5	07/21/11	MT	07/20/11	OP4270	EY425
Run #2							

Run #	Initial Weight	Final Volume
Run #1	10.2 g	1.5 ml
Run #2		

## ABN Full List

CAS No.	Compound	Result	RL	MDL	Units	Q
65-85-0	Benzoic acid	ND	7400	6500	ug/kg	
95-57-8	2-Chlorophenol	ND	7400	5000	ug/kg	
59-50-7	4-Chloro-3-methyl phenol	ND	3700	3100	ug/kg	
120-83-2	2,4-Dichlorophenol	ND	3700	1000	ug/kg	
105-67-9	2,4-Dimethylphenol	ND	3700	1100	ug/kg	
51-28-5	2,4-Dinitrophenol	ND	18000	6200	ug/kg	
534-52-1	4,6-Dinitro-o-cresol	ND	15000	7600	ug/kg	
95-48-7	2-Methylphenol	ND	3700	1200	ug/kg	
	3&4-Methylphenol	ND	3700	1100	ug/kg	
88-75-5	2-Nitrophenol	ND	3700	960	ug/kg	
100-02-7	4-Nitrophenol	ND	15000	9000	ug/kg	
87-86-5	Pentachlorophenol	ND	3700	3100	ug/kg	
108-95-2	Phenol	ND	15000	9600	ug/kg	
95-95-4	2,4,5-Trichlorophenol	ND	3700	880	ug/kg	
88-06-2	2,4,6-Trichlorophenol	ND	3700	1200	ug/kg	
83-32-9	Acenaphthene	ND	7400	3700	ug/kg	
208-96-8	Acenaphthylene	ND	3700	1500	ug/kg	
62-53-3	Aniline	ND	3700	1000	ug/kg	
120-12-7	Anthracene	ND	3700	740	ug/kg	
103-33-3	Azobenzene	ND	3700	1200	ug/kg	
92-87-5	Benzidine	ND	18000	5400	ug/kg	
56-55-3	Benzo(a)anthracene	ND	3700	510	ug/kg	
50-32-8	Benzo(a)pyrene	ND	3700	660	ug/kg	
205-99-2	Benzo(b)fluoranthene	ND	3700	440	ug/kg	
191-24-2	Benzo(g,h,i)perylene	ND	3700	1100	ug/kg	
207-08-9	Benzo(k)fluoranthene	ND	3700	880	ug/kg	
101-55-3	4-Bromophenyl phenyl ether	ND	3700	1100	ug/kg	
85-68-7	Butyl benzyl phthalate	ND	3700	810	ug/kg	
100-51-6	Benzyl Alcohol	ND	7400	1200	ug/kg	
91-58-7	2-Chloronaphthalene	ND	3700	1300	ug/kg	
106-47-8	4-Chloroaniline	ND	3700	1000	ug/kg	
86-74-8	Carbazole	ND	3700	590	ug/kg	

ND = Not detected MDL - Method Detection Limit

RL = Reporting Limit

E = Indicates value exceeds calibration range

J = Indicates an estimated value

B = Indicates analyte found in associated method blank

N = Indicates presumptive evidence of a compound

## Report of Analysis

<b>Client Sample ID:</b>	HH23-0.0	<b>Date Sampled:</b>	07/18/11
<b>Lab Sample ID:</b>	C17043-9	<b>Date Received:</b>	07/19/11
<b>Matrix:</b>	SO - Soil	<b>Percent Solids:</b>	n/a <sup>a</sup>
<b>Method:</b>	SW846 8270C SW846 3550B		
<b>Project:</b>	Romic Soil Investigation(Romic EPA) - 2081 Bay Road, East Palo Alto, CA		

## ABN Full List

CAS No.	Compound	Result	RL	MDL	Units	Q
218-01-9	Chrysene	ND	3700	740	ug/kg	
111-91-1	bis(2-Chloroethoxy)methane	ND	3700	1300	ug/kg	
111-44-4	bis(2-Chloroethyl)ether	ND	3700	1700	ug/kg	
108-60-1	bis(2-Chloroisopropyl)ether	ND	3700	2000	ug/kg	
7005-72-3	4-Chlorophenyl phenyl ether	ND	3700	1400	ug/kg	
95-50-1	1,2-Dichlorobenzene	ND	3700	1200	ug/kg	
541-73-1	1,3-Dichlorobenzene	ND	3700	1100	ug/kg	
106-46-7	1,4-Dichlorobenzene	ND	3700	3100	ug/kg	
121-14-2	2,4-Dinitrotoluene	ND	3700	3400	ug/kg	
606-20-2	2,6-Dinitrotoluene	ND	7400	2400	ug/kg	
91-94-1	3,3'-Dichlorobenzidine	ND	18000	1000	ug/kg	
53-70-3	Dibenzo(a,h)anthracene	ND	3700	960	ug/kg	
132-64-9	Dibenzofuran	ND	3700	1200	ug/kg	
122-39-4	Diphenylamine	ND	3700	880	ug/kg	
84-74-2	Di-n-butyl phthalate	ND	3700	740	ug/kg	
117-84-0	Di-n-octyl phthalate	ND	3700	960	ug/kg	
84-66-2	Diethyl phthalate	ND	3700	1200	ug/kg	
131-11-3	Dimethyl phthalate	ND	3700	1300	ug/kg	
117-81-7	bis(2-Ethylhexyl)phthalate	ND	3700	1600	ug/kg	
206-44-0	Fluoranthene	ND	3700	740	ug/kg	
86-73-7	Fluorene	ND	3700	1300	ug/kg	
118-74-1	Hexachlorobenzene	ND	3700	960	ug/kg	
87-68-3	Hexachlorobutadiene	ND	3700	1400	ug/kg	
77-47-4	Hexachlorocyclopentadiene	ND	3700	1000	ug/kg	
67-72-1	Hexachloroethane	ND	3700	1200	ug/kg	
193-39-5	Indeno(1,2,3-cd)pyrene	ND	3700	1000	ug/kg	
78-59-1	Isophorone	ND	3700	1200	ug/kg	
90-12-0	1-Methylnaphthalene	ND	3700	1200	ug/kg	
91-57-6	2-Methylnaphthalene	ND	3700	1200	ug/kg	
88-74-4	2-Nitroaniline	ND	3700	880	ug/kg	
99-09-2	3-Nitroaniline	ND	3700	880	ug/kg	
100-01-6	4-Nitroaniline	ND	3700	2200	ug/kg	
91-20-3	Naphthalene	ND	3700	1200	ug/kg	
98-95-3	Nitrobenzene	ND	3700	1200	ug/kg	
62-75-9	N-Nitrosodimethylamine	ND	37000	16000	ug/kg	
621-64-7	N-Nitroso-di-n-propylamine	ND	7400	4000	ug/kg	
85-01-8	Phenanthrene	ND	3700	810	ug/kg	
129-00-0	Pyrene	ND	7400	5000	ug/kg	
110-86-1	Pyridine	ND	15000	1600	ug/kg	
120-82-1	1,2,4-Trichlorobenzene	ND	3700	2500	ug/kg	

ND = Not detected MDL - Method Detection Limit

RL = Reporting Limit

E = Indicates value exceeds calibration range

J = Indicates an estimated value

B = Indicates analyte found in associated method blank

N = Indicates presumptive evidence of a compound

## Report of Analysis

<b>Client Sample ID:</b>	HH23-0.0		<b>Date Sampled:</b>	07/18/11
<b>Lab Sample ID:</b>	C17043-9		<b>Date Received:</b>	07/19/11
<b>Matrix:</b>	SO - Soil		<b>Percent Solids:</b>	n/a <sup>a</sup>
<b>Method:</b>	SW846 8270C SW846 3550B			
<b>Project:</b>	Romic Soil Investigation(Romic EPA) - 2081 Bay Road, East Palo Alto, CA			

### ABN Full List

CAS No.	Surrogate Recoveries	Run# 1	Run# 2	Limits
367-12-4	2-Fluorophenol	77%		20-100%
4165-62-2	Phenol-d5	77%		20-100%
118-79-6	2,4,6-Tribromophenol	79%		30-100%
4165-60-0	Nitrobenzene-d5	76%		20-100%
321-60-8	2-Fluorobiphenyl	80%		20-106%
1718-51-0	Terphenyl-d14	96%		55-130%

(a) All results reported on wet weight basis.

(b) Dilution required due to matrix interference; extract was viscous and non-target Hydrocarbons.

ND = Not detected      MDL - Method Detection Limit  
 RL = Reporting Limit  
 E = Indicates value exceeds calibration range

J = Indicates an estimated value  
 B = Indicates analyte found in associated method blank  
 N = Indicates presumptive evidence of a compound



## Report of Analysis

<b>Client Sample ID:</b> HH23-0.0		<b>Date Sampled:</b> 07/18/11
<b>Lab Sample ID:</b> C17043-9		<b>Date Received:</b> 07/19/11
<b>Matrix:</b> SO - Soil		<b>Percent Solids:</b> n/a <sup>a</sup>
<b>Method:</b> SW846 8015B		
<b>Project:</b> Romic Soil Investigation(Romic EPA) - 2081 Bay Road, East Palo Alto, CA		

Run #	File ID	DF	Analyzed	By	Prep Date	Prep Batch	Analytical Batch
Run #1	JK21371.D	1	07/29/11	TT	n/a	n/a	GJK884
Run #2							

Run #	Initial Weight
Run #1	5.18 g
Run #2	

**TPH Volatiles**

CAS No.	Compound	Result	RL	MDL	Units	Q
	TPH-GRO (C6-C10)	ND	0.097	0.048	mg/kg	
CAS No.	Surrogate Recoveries	Run# 1	Run# 2	Limits		
98-08-8	aaa-Trifluorotoluene	89%		60-157%		

(a) All results reported on wet weight basis.

ND = Not detected      MDL - Method Detection Limit  
 RL = Reporting Limit  
 E = Indicates value exceeds calibration range

J = Indicates an estimated value  
 B = Indicates analyte found in associated method blank  
 N = Indicates presumptive evidence of a compound

## Report of Analysis

<b>Client Sample ID:</b>	HH23-0.0	<b>Date Sampled:</b>	07/18/11
<b>Lab Sample ID:</b>	C17043-9	<b>Date Received:</b>	07/19/11
<b>Matrix:</b>	SO - Soil	<b>Percent Solids:</b>	n/a <sup>a</sup>
<b>Method:</b>	SW846 8081A SW846 3545A	<b>Project:</b> Romic Soil Investigation(Romic EPA) - 2081 Bay Road, East Palo Alto, CA	

Run #	File ID	DF	Analyzed	By	Prep Date	Prep Batch	Analytical Batch
Run #1 <sup>b</sup>	OO22782.D	20	07/27/11	RV	07/19/11	OP4256	G00728
Run #2							

Run #	Initial Weight	Final Volume
Run #1	10.0 g	10.0 ml
Run #2		

## Pesticide PPL List

CAS No.	Compound	Result	RL	MDL	Units	Q
309-00-2	Aldrin	ND	500	200	ug/kg	
319-84-6	alpha-BHC	ND	500	220	ug/kg	
319-85-7	beta-BHC	ND	500	70	ug/kg	
319-86-8	delta-BHC	ND	500	70	ug/kg	
58-89-9	gamma-BHC (Lindane)	ND	500	150	ug/kg	
12789-03-6	Chlordane	ND	2000	2000	ug/kg	
60-57-1	Dieldrin	ND	500	60	ug/kg	
72-54-8	4,4' -DDD	ND	500	70	ug/kg	
72-55-9	4,4' -DDE	ND	500	60	ug/kg	
50-29-3	4,4' -DDT	ND	500	60	ug/kg	
72-20-8	Endrin	ND	500	60	ug/kg	
7421-93-4	Endrin aldehyde	ND	500	120	ug/kg	
959-98-8	Endosulfan-I	ND	500	70	ug/kg	
33213-65-9	Endosulfan-II	ND	500	70	ug/kg	
1031-07-8	Endosulfan sulfate	ND	500	160	ug/kg	
76-44-8	Heptachlor	ND	500	120	ug/kg	
1024-57-3	Heptachlor epoxide	ND	500	80	ug/kg	
72-43-5	Methoxychlor	ND	500	70	ug/kg	
8001-35-2	Toxaphene	ND	2000	2000	ug/kg	

CAS No.	Surrogate Recoveries	Run# 1	Run# 2	Limits
877-09-8	Tetrachloro-m-xylene	80%		35-132%
877-09-8	Tetrachloro-m-xylene	101%		35-132%
2051-24-3	Decachlorobiphenyl	91%		35-132%
2051-24-3	Decachlorobiphenyl	103%		35-132%

(a) All results reported on wet weight basis.

(b) Reporting limits raised due to high concentration of non-target compounds (hydrocarbons).

ND = Not detected MDL - Method Detection Limit

RL = Reporting Limit

E = Indicates value exceeds calibration range

J = Indicates an estimated value

B = Indicates analyte found in associated method blank

N = Indicates presumptive evidence of a compound

## Report of Analysis

<b>Client Sample ID:</b> HH23-0.0		<b>Date Sampled:</b> 07/18/11
<b>Lab Sample ID:</b> C17043-9		<b>Date Received:</b> 07/19/11
<b>Matrix:</b> SO - Soil		<b>Percent Solids:</b> n/a <sup>a</sup>
<b>Method:</b> SW846 8082 SW846 3545A		
<b>Project:</b> Romic Soil Investigation(Romic EPA) - 2081 Bay Road, East Palo Alto, CA		

Run #1	File ID	DF	Analyzed	By	Prep Date	Prep Batch	Analytical Batch
Run #1	PP20237.D	1	07/20/11	RV	07/19/11	OP4257	GPP688
Run #2							

Run #1	Initial Weight	Final Volume
Run #1	10.0 g	10.0 ml
Run #2		

**PCB List**

CAS No.	Compound	Result	RL	MDL	Units	Q
12674-11-2	Aroclor 1016	ND	100	17	ug/kg	
11104-28-2	Aroclor 1221	ND	100	50	ug/kg	
11141-16-5	Aroclor 1232	ND	100	50	ug/kg	
53469-21-9	Aroclor 1242	ND	100	50	ug/kg	
12672-29-6	Aroclor 1248	ND	100	50	ug/kg	
11097-69-1	Aroclor 1254	ND	100	50	ug/kg	
11096-82-5	Aroclor 1260	ND	100	20	ug/kg	

CAS No.	Surrogate Recoveries	Run# 1	Run# 2	Limits
877-09-8	Tetrachloro-m-xylene	74%		45-108%
877-09-8	Tetrachloro-m-xylene	68%		45-108%
2051-24-3	Decachlorobiphenyl	95%		54-121%
2051-24-3	Decachlorobiphenyl	73%		54-121%

(a) All results reported on wet weight basis.

ND = Not detected      MDL - Method Detection Limit  
 RL = Reporting Limit  
 E = Indicates value exceeds calibration range

J = Indicates an estimated value  
 B = Indicates analyte found in associated method blank  
 N = Indicates presumptive evidence of a compound

## Report of Analysis

<b>Client Sample ID:</b> HH23-0.0		<b>Date Sampled:</b> 07/18/11
<b>Lab Sample ID:</b> C17043-9		<b>Date Received:</b> 07/19/11
<b>Matrix:</b> SO - Soil		<b>Percent Solids:</b> n/a <sup>a</sup>
<b>Method:</b> SW846 8015B M SW846 3545A		
<b>Project:</b> Romc Soil Investigation(Romc EPA) - 2081 Bay Road, East Palo Alto, CA		

Run #	File ID	DF	Analyzed	By	Prep Date	Prep Batch	Analytical Batch
Run #1	HH15547.D	5	07/27/11	JH	07/21/11	OP4273	GHH531
Run #2							

Run #	Initial Weight	Final Volume
Run #1	10.0 g	1.0 ml
Run #2		

### TPH Extractable w/ Silica Gel Cleanup

CAS No.	Compound	Result	RL	MDL	Units	Q
	TPH (C10-C28)	55.9	50	25	mg/kg	
	TPH (> C28-C40)	387	100	50	mg/kg	

CAS No.	Surrogate Recoveries	Run# 1	Run# 2	Limits
630-01-3	Hexacosane	66%		45-140%

(a) All results reported on wet weight basis.

ND = Not detected      MDL - Method Detection Limit  
 RL = Reporting Limit  
 E = Indicates value exceeds calibration range

J = Indicates an estimated value  
 B = Indicates analyte found in associated method blank  
 N = Indicates presumptive evidence of a compound

## Report of Analysis

<b>Client Sample ID:</b>	HH23-0.0	<b>Date Sampled:</b>	07/18/11
<b>Lab Sample ID:</b>	C17043-9	<b>Date Received:</b>	07/19/11
<b>Matrix:</b>	SO - Soil	<b>Percent Solids:</b>	n/a <sup>a</sup>
<b>Project:</b>	Romic Soil Investigation(Romic EPA) - 2081 Bay Road,East Palo Alto,CA		

## Metals Analysis

Analyte	Result	RL	Units	DF	Prep	Analyzed By	Method	Prep Method
Antimony <sup>b</sup>	< 9.6	9.6	mg/kg	5	07/19/11	07/21/11 RS	SW846 6010B <sup>1</sup>	SW846 3050B <sup>3</sup>
Arsenic <sup>b</sup>	< 9.6	9.6	mg/kg	5	07/19/11	07/21/11 RS	SW846 6010B <sup>1</sup>	SW846 3050B <sup>3</sup>
Barium <sup>b</sup>	135	96	mg/kg	5	07/19/11	07/21/11 RS	SW846 6010B <sup>1</sup>	SW846 3050B <sup>3</sup>
Beryllium <sup>b</sup>	< 4.8	4.8	mg/kg	5	07/19/11	07/21/11 RS	SW846 6010B <sup>1</sup>	SW846 3050B <sup>3</sup>
Cadmium <sup>b</sup>	< 4.8	4.8	mg/kg	5	07/19/11	07/21/11 RS	SW846 6010B <sup>1</sup>	SW846 3050B <sup>3</sup>
Chromium <sup>b</sup>	52.9	4.8	mg/kg	5	07/19/11	07/21/11 RS	SW846 6010B <sup>1</sup>	SW846 3050B <sup>3</sup>
Cobalt <sup>b</sup>	17.0	4.8	mg/kg	5	07/19/11	07/21/11 RS	SW846 6010B <sup>1</sup>	SW846 3050B <sup>3</sup>
Copper <sup>b</sup>	49.3	12	mg/kg	5	07/19/11	07/21/11 RS	SW846 6010B <sup>1</sup>	SW846 3050B <sup>3</sup>
Lead <sup>b</sup>	15.6	9.6	mg/kg	5	07/19/11	07/21/11 RS	SW846 6010B <sup>1</sup>	SW846 3050B <sup>3</sup>
Mercury	4.5	0.41	mg/kg	10	07/25/11	07/25/11 PH	SW846 7471A <sup>2</sup>	SW846 7471A <sup>4</sup>
Molybdenum <sup>b</sup>	< 9.6	9.6	mg/kg	5	07/19/11	07/21/11 RS	SW846 6010B <sup>1</sup>	SW846 3050B <sup>3</sup>
Nickel <sup>b</sup>	48.2	4.8	mg/kg	5	07/19/11	07/21/11 RS	SW846 6010B <sup>1</sup>	SW846 3050B <sup>3</sup>
Selenium <sup>b</sup>	< 9.6	9.6	mg/kg	5	07/19/11	07/21/11 RS	SW846 6010B <sup>1</sup>	SW846 3050B <sup>3</sup>
Silver <sup>b</sup>	< 4.8	4.8	mg/kg	5	07/19/11	07/21/11 RS	SW846 6010B <sup>1</sup>	SW846 3050B <sup>3</sup>
Thallium <sup>b</sup>	< 9.6	9.6	mg/kg	5	07/19/11	07/21/11 RS	SW846 6010B <sup>1</sup>	SW846 3050B <sup>3</sup>
Vanadium <sup>b</sup>	82.9	4.8	mg/kg	5	07/19/11	07/21/11 RS	SW846 6010B <sup>1</sup>	SW846 3050B <sup>3</sup>
Zinc <sup>b</sup>	64.0	9.6	mg/kg	5	07/19/11	07/21/11 RS	SW846 6010B <sup>1</sup>	SW846 3050B <sup>3</sup>

(1) Instrument QC Batch: MA1997

(2) Instrument QC Batch: MA2004

(3) Prep QC Batch: MP3733

(4) Prep QC Batch: MP3760

(a) All results reported on wet weight basis.

(b) Elevated reporting limit(s) due to matrix interference.

RL = Reporting Limit

# Report of Analysis

<b>Client Sample ID:</b>	HH23-2.5	<b>Date Sampled:</b>	07/18/11
<b>Lab Sample ID:</b>	C17043-10	<b>Date Received:</b>	07/19/11
<b>Matrix:</b>	SO - Soil	<b>Percent Solids:</b>	n/a <sup>a</sup>
<b>Method:</b>	SW846 8260B	<b>Project:</b> Romic Soil Investigation(Romic EPA) - 2081 Bay Road, East Palo Alto, CA	

Run #	File ID	DF	Analyzed	By	Prep Date	Prep Batch	Analytical Batch
Run #1 <sup>b</sup>	X117341.D	1	07/30/11	ANJ	n/a	n/a	N: VX4982
Run #2							

Run #	Initial Weight
Run #1	6.3 g
Run #2	

**VOA 8260 List**

CAS No.	Compound	Result	RL	MDL	Units	Q
67-64-1	Acetone	ND	7.9	5.3	ug/kg	
71-43-2	Benzene	ND	0.79	0.11	ug/kg	
108-86-1	Bromobenzene	ND	4.0	0.15	ug/kg	
74-97-5	Bromochloromethane	ND	4.0	0.41	ug/kg	
75-27-4	Bromodichloromethane	ND	4.0	0.18	ug/kg	
75-25-2	Bromoform	ND	4.0	0.60	ug/kg	
74-83-9	Bromomethane	ND	4.0	0.31	ug/kg	
78-93-3	2-Butanone (MEK)	ND	7.9	3.4	ug/kg	
104-51-8	n-Butylbenzene	ND	4.0	0.19	ug/kg	
135-98-8	sec-Butylbenzene	ND	4.0	0.13	ug/kg	
98-06-6	tert-Butylbenzene	ND	4.0	0.11	ug/kg	
56-23-5	Carbon tetrachloride	ND	4.0	0.27	ug/kg	
108-90-7	Chlorobenzene	ND	4.0	0.26	ug/kg	
75-00-3	Chloroethane	ND	4.0	0.32	ug/kg	
67-66-3	Chloroform	ND	4.0	0.38	ug/kg	
74-87-3	Chloromethane	ND	4.0	0.50	ug/kg	
95-49-8	o-Chlorotoluene	ND	4.0	0.30	ug/kg	
106-43-4	p-Chlorotoluene	ND	4.0	0.17	ug/kg	
108-20-3	Di-Isopropyl ether	ND	4.0	0.10	ug/kg	
96-12-8	1,2-Dibromo-3-chloropropane	ND	7.9	1.2	ug/kg	
124-48-1	Dibromochloromethane	ND	4.0	0.13	ug/kg	
106-93-4	1,2-Dibromoethane	ND	0.79	0.19	ug/kg	
95-50-1	1,2-Dichlorobenzene	ND	4.0	0.22	ug/kg	
541-73-1	1,3-Dichlorobenzene	ND	4.0	0.15	ug/kg	
106-46-7	1,4-Dichlorobenzene	ND	4.0	0.13	ug/kg	
75-71-8	Dichlorodifluoromethane	ND	4.0	0.25	ug/kg	
75-34-3	1,1-Dichloroethane	ND	4.0	0.17	ug/kg	
107-06-2	1,2-Dichloroethane	ND	0.79	0.14	ug/kg	
75-35-4	1,1-Dichloroethene	ND	4.0	0.49	ug/kg	
156-59-2	cis-1,2-Dichloroethene	ND	4.0	0.26	ug/kg	
156-60-5	trans-1,2-Dichloroethene	ND	4.0	0.34	ug/kg	
78-87-5	1,2-Dichloropropane	ND	4.0	0.21	ug/kg	

ND = Not detected      MDL - Method Detection Limit  
 RL = Reporting Limit  
 E = Indicates value exceeds calibration range

J = Indicates an estimated value  
 B = Indicates analyte found in associated method blank  
 N = Indicates presumptive evidence of a compound

## Report of Analysis

<b>Client Sample ID:</b>	HH23-2.5	<b>Date Sampled:</b>	07/18/11
<b>Lab Sample ID:</b>	C17043-10	<b>Date Received:</b>	07/19/11
<b>Matrix:</b>	SO - Soil	<b>Percent Solids:</b>	n/a <sup>a</sup>
<b>Method:</b>	SW846 8260B	<b>Project:</b> Romic Soil Investigation(Romic EPA) - 2081 Bay Road,East Palo Alto,CA	

## VOA 8260 List

CAS No.	Compound	Result	RL	MDL	Units	Q
142-28-9	1,3-Dichloropropane	ND	4.0	0.30	ug/kg	
594-20-7	2,2-Dichloropropane	ND	4.0	0.14	ug/kg	
563-58-6	1,1-Dichloropropene	ND	4.0	0.17	ug/kg	
10061-01-5	cis-1,3-Dichloropropene	ND	4.0	0.12	ug/kg	
10061-02-6	trans-1,3-Dichloropropene	ND	4.0	0.27	ug/kg	
100-41-4	Ethylbenzene	ND	0.79	0.12	ug/kg	
87-68-3	Hexachlorobutadiene	ND	4.0	0.41	ug/kg	
591-78-6	2-Hexanone	ND	4.0	2.0	ug/kg	
98-82-8	Isopropylbenzene	ND	4.0	0.11	ug/kg	
99-87-6	p-Isopropyltoluene	ND	4.0	0.23	ug/kg	
1634-04-4	Methyl Tert Butyl Ether	ND	0.79	0.14	ug/kg	
108-10-1	4-Methyl-2-pentanone(MIBK)	ND	4.0	2.1	ug/kg	
74-95-3	Methylene bromide	ND	4.0	0.45	ug/kg	
75-09-2	Methylene chloride	ND	4.0	0.18	ug/kg	
91-20-3	Naphthalene	ND	4.0	0.84	ug/kg	
103-65-1	n-Propylbenzene	ND	4.0	0.27	ug/kg	
100-42-5	Styrene	ND	4.0	0.15	ug/kg	
75-65-0	Tert Butyl Alcohol	ND	20	4.6	ug/kg	
994-05-8	tert-Amyl Methyl Ether	ND	4.0	0.12	ug/kg	
637-92-3	tert-Butyl Ethyl Ether	ND	4.0	0.11	ug/kg	
630-20-6	1,1,1,2-Tetrachloroethane	ND	4.0	0.15	ug/kg	
79-34-5	1,1,2,2-Tetrachloroethane	ND	4.0	0.14	ug/kg	
127-18-4	Tetrachloroethene	ND	4.0	0.15	ug/kg	
108-88-3	Toluene	ND	0.79	0.30	ug/kg	
87-61-6	1,2,3-Trichlorobenzene	ND	4.0	0.35	ug/kg	
120-82-1	1,2,4-Trichlorobenzene	ND	4.0	0.27	ug/kg	
71-55-6	1,1,1-Trichloroethane	ND	4.0	0.19	ug/kg	
79-00-5	1,1,2-Trichloroethane	ND	4.0	0.34	ug/kg	
79-01-6	Trichloroethene	ND	4.0	0.20	ug/kg	
75-69-4	Trichlorofluoromethane	ND	4.0	0.38	ug/kg	
96-18-4	1,2,3-Trichloropropane	ND	4.0	0.85	ug/kg	
95-63-6	1,2,4-Trimethylbenzene	ND	4.0	0.89	ug/kg	
108-67-8	1,3,5-Trimethylbenzene	ND	4.0	0.10	ug/kg	
75-01-4	Vinyl chloride	ND	4.0	0.37	ug/kg	
1330-20-7	Xylene (total)	ND	0.79	0.15	ug/kg	

CAS No.	Surrogate Recoveries	Run# 1	Run# 2	Limits
1868-53-7	Dibromofluoromethane	102%		67-131%
17060-07-0	1,2-Dichloroethane-D4	97%		66-130%

ND = Not detected MDL - Method Detection Limit

RL = Reporting Limit

E = Indicates value exceeds calibration range

J = Indicates an estimated value

B = Indicates analyte found in associated method blank

N = Indicates presumptive evidence of a compound

## Report of Analysis

<b>Client Sample ID:</b> HH23-2.5		<b>Date Sampled:</b> 07/18/11
<b>Lab Sample ID:</b> C17043-10		<b>Date Received:</b> 07/19/11
<b>Matrix:</b> SO - Soil		<b>Percent Solids:</b> n/a <sup>a</sup>
<b>Method:</b> SW846 8260B		
<b>Project:</b> Romic Soil Investigation(Romic EPA) - 2081 Bay Road, East Palo Alto, CA		

**VOA 8260 List**

CAS No.	Surrogate Recoveries	Run# 1	Run# 2	Limits
2037-26-5	Toluene-D8	109%		76-125%
460-00-4	4-Bromofluorobenzene	102%		53-142%

- (a) All results reported on wet weight basis.
- (b) Analysis performed at Accutest Laboratories, Dayton, NJ.

ND = Not detected      MDL - Method Detection Limit  
 RL = Reporting Limit  
 E = Indicates value exceeds calibration range

J = Indicates an estimated value  
 B = Indicates analyte found in associated method blank  
 N = Indicates presumptive evidence of a compound



## Report of Analysis

<b>Client Sample ID:</b> HH23-2.5		<b>Date Sampled:</b> 07/18/11
<b>Lab Sample ID:</b> C17043-10		<b>Date Received:</b> 07/19/11
<b>Matrix:</b> SO - Soil		<b>Percent Solids:</b> n/a <sup>a</sup>
<b>Method:</b> SW846 8015B		
<b>Project:</b> Romic Soil Investigation(Romic EPA) - 2081 Bay Road, East Palo Alto, CA		

Run #	File ID	DF	Analyzed	By	Prep Date	Prep Batch	Analytical Batch
Run #1	JK21374.D	1	07/29/11	TT	n/a	n/a	GJK884
Run #2							

Run #	Initial Weight
Run #1	5.34 g
Run #2	

**TPH Volatiles**

CAS No.	Compound	Result	RL	MDL	Units	Q
	TPH-GRO (C6-C10)	ND	0.094	0.047	mg/kg	
CAS No.	Surrogate Recoveries	Run# 1	Run# 2	Limits		
98-08-8	aaa-Trifluorotoluene	93%		60-157%		

(a) All results reported on wet weight basis.

ND = Not detected      MDL - Method Detection Limit  
 RL = Reporting Limit  
 E = Indicates value exceeds calibration range

J = Indicates an estimated value  
 B = Indicates analyte found in associated method blank  
 N = Indicates presumptive evidence of a compound

## Report of Analysis

<b>Client Sample ID:</b> HH23-2.5		<b>Date Sampled:</b> 07/18/11
<b>Lab Sample ID:</b> C17043-10		<b>Date Received:</b> 07/19/11
<b>Matrix:</b> SO - Soil		<b>Percent Solids:</b> n/a <sup>a</sup>
<b>Method:</b> SW846 8015B M SW846 3545A		
<b>Project:</b> Romc Soil Investigation(Romc EPA) - 2081 Bay Road, East Palo Alto, CA		

Run #	File ID	DF	Analyzed	By	Prep Date	Prep Batch	Analytical Batch
Run #1	HH15353.D	1	07/22/11	JH	07/21/11	OP4273	GHH526
Run #2							

Run #	Initial Weight	Final Volume
Run #1	10.2 g	1.0 ml
Run #2		

### TPH Extractable w/ Silica Gel Cleanup

CAS No.	Compound	Result	RL	MDL	Units	Q
	TPH (C10-C28)	ND	9.8	4.9	mg/kg	
	TPH (> C28-C40)	ND	20	9.8	mg/kg	

CAS No.	Surrogate Recoveries	Run# 1	Run# 2	Limits
630-01-3	Hexacosane	50%		45-140%

(a) All results reported on wet weight basis.

ND = Not detected      MDL - Method Detection Limit  
 RL = Reporting Limit  
 E = Indicates value exceeds calibration range

J = Indicates an estimated value  
 B = Indicates analyte found in associated method blank  
 N = Indicates presumptive evidence of a compound

## Report of Analysis

<b>Client Sample ID:</b>	HH23-2.5	<b>Date Sampled:</b>	07/18/11
<b>Lab Sample ID:</b>	C17043-10	<b>Date Received:</b>	07/19/11
<b>Matrix:</b>	SO - Soil	<b>Percent Solids:</b>	n/a <sup>a</sup>
<b>Project:</b>	Romic Soil Investigation(Romic EPA) - 2081 Bay Road, East Palo Alto, CA		

### Metals Analysis

Analyte	Result	RL	Units	DF	Prep	Analyzed By	Method	Prep Method
Cadmium	< 0.93	0.93	mg/kg	1	07/19/11	07/21/11 RS	SW846 6010B <sup>1</sup>	SW846 3050B <sup>2</sup>
Chromium	38.3	0.93	mg/kg	1	07/19/11	07/21/11 RS	SW846 6010B <sup>1</sup>	SW846 3050B <sup>2</sup>
Lead	5.4	1.9	mg/kg	1	07/19/11	07/21/11 RS	SW846 6010B <sup>1</sup>	SW846 3050B <sup>2</sup>

(1) Instrument QC Batch: MA1997

(2) Prep QC Batch: MP3733

(a) All results reported on wet weight basis.

RL = Reporting Limit

# Report of Analysis

<b>Client Sample ID:</b> GG26-0.0	
<b>Lab Sample ID:</b> C17043-11	<b>Date Sampled:</b> 07/18/11
<b>Matrix:</b> SO - Soil	<b>Date Received:</b> 07/19/11
<b>Method:</b> SW846 8260B	<b>Percent Solids:</b> n/a <sup>a</sup>
<b>Project:</b> Romic Soil Investigation(Romic EPA) - 2081 Bay Road, East Palo Alto, CA	

Run #	File ID	DF	Analyzed	By	Prep Date	Prep Batch	Analytical Batch
Run #1 <sup>b</sup>	V117809.D	1	07/29/11	ANJ	n/a	n/a	N:VV5018
Run #2							

Run #	Initial Weight
Run #1	5.5 g
Run #2	

## VOA 8260 List

CAS No.	Compound	Result	RL	MDL	Units	Q
67-64-1	Acetone	ND	9.1	6.0	ug/kg	
71-43-2	Benzene	ND	0.91	0.12	ug/kg	
108-86-1	Bromobenzene	ND	4.5	0.18	ug/kg	
74-97-5	Bromochloromethane	ND	4.5	0.47	ug/kg	
75-27-4	Bromodichloromethane	ND	4.5	0.20	ug/kg	
75-25-2	Bromoform	ND	4.5	0.69	ug/kg	
74-83-9	Bromomethane	ND	4.5	0.36	ug/kg	
78-93-3	2-Butanone (MEK)	ND	9.1	3.9	ug/kg	
104-51-8	n-Butylbenzene	ND	4.5	0.21	ug/kg	
135-98-8	sec-Butylbenzene	ND	4.5	0.14	ug/kg	
98-06-6	tert-Butylbenzene	ND	4.5	0.13	ug/kg	
56-23-5	Carbon tetrachloride	ND	4.5	0.31	ug/kg	
108-90-7	Chlorobenzene	ND	4.5	0.29	ug/kg	
75-00-3	Chloroethane	ND	4.5	0.37	ug/kg	
67-66-3	Chloroform	ND	4.5	0.44	ug/kg	
74-87-3	Chloromethane	ND	4.5	0.57	ug/kg	
95-49-8	o-Chlorotoluene	ND	4.5	0.34	ug/kg	
106-43-4	p-Chlorotoluene	ND	4.5	0.19	ug/kg	
108-20-3	Di-Isopropyl ether	ND	4.5	0.12	ug/kg	
96-12-8	1,2-Dibromo-3-chloropropane	ND	9.1	1.4	ug/kg	
124-48-1	Dibromochloromethane	ND	4.5	0.15	ug/kg	
106-93-4	1,2-Dibromoethane	ND	0.91	0.22	ug/kg	
95-50-1	1,2-Dichlorobenzene	ND	4.5	0.25	ug/kg	
541-73-1	1,3-Dichlorobenzene	ND	4.5	0.17	ug/kg	
106-46-7	1,4-Dichlorobenzene	ND	4.5	0.15	ug/kg	
75-71-8	Dichlorodifluoromethane	ND	4.5	0.29	ug/kg	
75-34-3	1,1-Dichloroethane	ND	4.5	0.20	ug/kg	
107-06-2	1,2-Dichloroethane	ND	0.91	0.17	ug/kg	
75-35-4	1,1-Dichloroethene	ND	4.5	0.56	ug/kg	
156-59-2	cis-1,2-Dichloroethene	ND	4.5	0.29	ug/kg	
156-60-5	trans-1,2-Dichloroethene	ND	4.5	0.39	ug/kg	
78-87-5	1,2-Dichloropropane	ND	4.5	0.24	ug/kg	

ND = Not detected      MDL - Method Detection Limit  
 RL = Reporting Limit  
 E = Indicates value exceeds calibration range

J = Indicates an estimated value  
 B = Indicates analyte found in associated method blank  
 N = Indicates presumptive evidence of a compound

## Report of Analysis

<b>Client Sample ID:</b>	GG26-0.0	<b>Date Sampled:</b>	07/18/11
<b>Lab Sample ID:</b>	C17043-11	<b>Date Received:</b>	07/19/11
<b>Matrix:</b>	SO - Soil	<b>Percent Solids:</b>	n/a <sup>a</sup>
<b>Method:</b>	SW846 8260B	<b>Project:</b> Romic Soil Investigation(Romic EPA) - 2081 Bay Road,East Palo Alto,CA	

## VOA 8260 List

CAS No.	Compound	Result	RL	MDL	Units	Q
142-28-9	1,3-Dichloropropane	ND	4.5	0.34	ug/kg	
594-20-7	2,2-Dichloropropane	ND	4.5	0.16	ug/kg	
563-58-6	1,1-Dichloropropene	ND	4.5	0.19	ug/kg	
10061-01-5	cis-1,3-Dichloropropene	ND	4.5	0.14	ug/kg	
10061-02-6	trans-1,3-Dichloropropene	ND	4.5	0.31	ug/kg	
100-41-4	Ethylbenzene	ND	0.91	0.13	ug/kg	
87-68-3	Hexachlorobutadiene	ND	4.5	0.47	ug/kg	
591-78-6	2-Hexanone	ND	4.5	2.3	ug/kg	
98-82-8	Isopropylbenzene	ND	4.5	0.12	ug/kg	
99-87-6	p-Isopropyltoluene	ND	4.5	0.27	ug/kg	
1634-04-4	Methyl Tert Butyl Ether	ND	0.91	0.16	ug/kg	
108-10-1	4-Methyl-2-pentanone(MIBK)	ND	4.5	2.4	ug/kg	
74-95-3	Methylene bromide	ND	4.5	0.52	ug/kg	
75-09-2	Methylene chloride	ND	4.5	0.21	ug/kg	
91-20-3	Naphthalene	ND	4.5	0.96	ug/kg	
103-65-1	n-Propylbenzene	ND	4.5	0.31	ug/kg	
100-42-5	Styrene	ND	4.5	0.17	ug/kg	
75-65-0	Tert Butyl Alcohol	ND	23	5.2	ug/kg	
994-05-8	tert-Amyl Methyl Ether	ND	4.5	0.14	ug/kg	
637-92-3	tert-Butyl Ethyl Ether	ND	4.5	0.13	ug/kg	
630-20-6	1,1,1,2-Tetrachloroethane	ND	4.5	0.17	ug/kg	
79-34-5	1,1,2,2-Tetrachloroethane	ND	4.5	0.16	ug/kg	
127-18-4	Tetrachloroethene	ND	4.5	0.17	ug/kg	
108-88-3	Toluene	ND	0.91	0.34	ug/kg	
87-61-6	1,2,3-Trichlorobenzene	ND	4.5	0.40	ug/kg	
120-82-1	1,2,4-Trichlorobenzene	ND	4.5	0.31	ug/kg	
71-55-6	1,1,1-Trichloroethane	ND	4.5	0.22	ug/kg	
79-00-5	1,1,2-Trichloroethane	ND	4.5	0.39	ug/kg	
79-01-6	Trichloroethene	ND	4.5	0.22	ug/kg	
75-69-4	Trichlorofluoromethane	ND	4.5	0.44	ug/kg	
96-18-4	1,2,3-Trichloropropane	ND	4.5	0.97	ug/kg	
95-63-6	1,2,4-Trimethylbenzene	ND	4.5	1.0	ug/kg	
108-67-8	1,3,5-Trimethylbenzene	ND	4.5	0.12	ug/kg	
75-01-4	Vinyl chloride	ND	4.5	0.42	ug/kg	
1330-20-7	Xylene (total)	ND	0.91	0.17	ug/kg	

CAS No.	Surrogate Recoveries	Run# 1	Run# 2	Limits
1868-53-7	Dibromofluoromethane	108%		67-131%
17060-07-0	1,2-Dichloroethane-D4	101%		66-130%

ND = Not detected MDL - Method Detection Limit

RL = Reporting Limit

E = Indicates value exceeds calibration range

J = Indicates an estimated value

B = Indicates analyte found in associated method blank

N = Indicates presumptive evidence of a compound

## Report of Analysis

<b>Client Sample ID:</b> GG26-0.0	
<b>Lab Sample ID:</b> C17043-11	<b>Date Sampled:</b> 07/18/11
<b>Matrix:</b> SO - Soil	<b>Date Received:</b> 07/19/11
<b>Method:</b> SW846 8260B	<b>Percent Solids:</b> n/a <sup>a</sup>
<b>Project:</b> Romic Soil Investigation(Romic EPA) - 2081 Bay Road, East Palo Alto, CA	

### VOA 8260 List

CAS No.	Surrogate Recoveries	Run# 1	Run# 2	Limits
2037-26-5	Toluene-D8	106%		76-125%
460-00-4	4-Bromofluorobenzene	98%		53-142%

- (a) All results reported on wet weight basis.
- (b) Analysis performed at Accutest Laboratories, Dayton, NJ.

ND = Not detected      MDL - Method Detection Limit  
 RL = Reporting Limit  
 E = Indicates value exceeds calibration range

J = Indicates an estimated value  
 B = Indicates analyte found in associated method blank  
 N = Indicates presumptive evidence of a compound

## Report of Analysis

<b>Client Sample ID:</b> GG26-0.0	
<b>Lab Sample ID:</b> C17043-11	<b>Date Sampled:</b> 07/18/11
<b>Matrix:</b> SO - Soil	<b>Date Received:</b> 07/19/11
<b>Method:</b> SW846 8270C SW846 3550B	<b>Percent Solids:</b> n/a <sup>a</sup>
<b>Project:</b> Romic Soil Investigation(Romic EPA) - 2081 Bay Road, East Palo Alto, CA	

Run #	File ID	DF	Analyzed	By	Prep Date	Prep Batch	Analytical Batch
Run #1 <sup>b</sup>	Y8986.D	10	07/23/11	MT	07/20/11	OP4270	EY428
Run #2							

Run #	Initial Weight	Final Volume
Run #1	10.0 g	1.5 ml
Run #2		

### ABN Full List

CAS No.	Compound	Result	RL	MDL	Units	Q
65-85-0	Benzoic acid	ND	15000	13000	ug/kg	
95-57-8	2-Chlorophenol	ND	15000	10000	ug/kg	
59-50-7	4-Chloro-3-methyl phenol	ND	7500	6300	ug/kg	
120-83-2	2,4-Dichlorophenol	ND	7500	2100	ug/kg	
105-67-9	2,4-Dimethylphenol	ND	7500	2300	ug/kg	
51-28-5	2,4-Dinitrophenol	ND	38000	13000	ug/kg	
534-52-1	4,6-Dinitro-o-cresol	ND	30000	15000	ug/kg	
95-48-7	2-Methylphenol	ND	7500	2600	ug/kg	
	3&4-Methylphenol	ND	7500	2300	ug/kg	
88-75-5	2-Nitrophenol	ND	7500	2000	ug/kg	
100-02-7	4-Nitrophenol	ND	30000	18000	ug/kg	
87-86-5	Pentachlorophenol	ND	7500	6300	ug/kg	
108-95-2	Phenol	ND	30000	20000	ug/kg	
95-95-4	2,4,5-Trichlorophenol	ND	7500	1800	ug/kg	
88-06-2	2,4,6-Trichlorophenol	ND	7500	2400	ug/kg	
83-32-9	Acenaphthene	ND	15000	7500	ug/kg	
208-96-8	Acenaphthylene	ND	7500	3000	ug/kg	
62-53-3	Aniline	ND	7500	2100	ug/kg	
120-12-7	Anthracene	ND	7500	1500	ug/kg	
103-33-3	Azobenzene	ND	7500	2600	ug/kg	
92-87-5	Benzidine	ND	38000	11000	ug/kg	
56-55-3	Benzo(a)anthracene	ND	7500	1100	ug/kg	
50-32-8	Benzo(a)pyrene	ND	7500	1400	ug/kg	
205-99-2	Benzo(b)fluoranthene	ND	7500	900	ug/kg	
191-24-2	Benzo(g,h,i)perylene	ND	7500	2300	ug/kg	
207-08-9	Benzo(k)fluoranthene	ND	7500	1800	ug/kg	
101-55-3	4-Bromophenyl phenyl ether	ND	7500	2300	ug/kg	
85-68-7	Butyl benzyl phthalate	ND	7500	1700	ug/kg	
100-51-6	Benzyl Alcohol	ND	15000	2400	ug/kg	
91-58-7	2-Chloronaphthalene	ND	7500	2700	ug/kg	
106-47-8	4-Chloroaniline	ND	7500	2100	ug/kg	
86-74-8	Carbazole	ND	7500	1200	ug/kg	

ND = Not detected      MDL - Method Detection Limit  
 RL = Reporting Limit

J = Indicates an estimated value  
 B = Indicates analyte found in associated method blank  
 N = Indicates presumptive evidence of a compound

## Report of Analysis

<b>Client Sample ID:</b>	GG26-0.0	<b>Date Sampled:</b>	07/18/11
<b>Lab Sample ID:</b>	C17043-11	<b>Date Received:</b>	07/19/11
<b>Matrix:</b>	SO - Soil	<b>Percent Solids:</b>	n/a <sup>a</sup>
<b>Method:</b>	SW846 8270C SW846 3550B		
<b>Project:</b>	Romic Soil Investigation(Romic EPA) - 2081 Bay Road, East Palo Alto, CA		

## ABN Full List

CAS No.	Compound	Result	RL	MDL	Units	Q
218-01-9	Chrysene	ND	7500	1500	ug/kg	
111-91-1	bis(2-Chloroethoxy)methane	ND	7500	2700	ug/kg	
111-44-4	bis(2-Chloroethyl)ether	ND	7500	3500	ug/kg	
108-60-1	bis(2-Chloroisopropyl)ether	ND	7500	4100	ug/kg	
7005-72-3	4-Chlorophenyl phenyl ether	ND	7500	2900	ug/kg	
95-50-1	1,2-Dichlorobenzene	ND	7500	2400	ug/kg	
541-73-1	1,3-Dichlorobenzene	ND	7500	2300	ug/kg	
106-46-7	1,4-Dichlorobenzene	ND	7500	6300	ug/kg	
121-14-2	2,4-Dinitrotoluene	ND	7500	6900	ug/kg	
606-20-2	2,6-Dinitrotoluene	ND	15000	4800	ug/kg	
91-94-1	3,3'-Dichlorobenzidine	ND	38000	2100	ug/kg	
53-70-3	Dibenzo(a,h)anthracene	ND	7500	2000	ug/kg	
132-64-9	Dibenzofuran	ND	7500	2400	ug/kg	
122-39-4	Diphenylamine	ND	7500	1800	ug/kg	
84-74-2	Di-n-butyl phthalate	ND	7500	1500	ug/kg	
117-84-0	Di-n-octyl phthalate	ND	7500	2000	ug/kg	
84-66-2	Diethyl phthalate	ND	7500	2600	ug/kg	
131-11-3	Dimethyl phthalate	ND	7500	2700	ug/kg	
117-81-7	bis(2-Ethylhexyl)phthalate	ND	7500	3300	ug/kg	
206-44-0	Fluoranthene	ND	7500	1500	ug/kg	
86-73-7	Fluorene	ND	7500	2700	ug/kg	
118-74-1	Hexachlorobenzene	ND	7500	2000	ug/kg	
87-68-3	Hexachlorobutadiene	ND	7500	2900	ug/kg	
77-47-4	Hexachlorocyclopentadiene	ND	7500	2100	ug/kg	
67-72-1	Hexachloroethane	ND	7500	2400	ug/kg	
193-39-5	Indeno(1,2,3-cd)pyrene	ND	7500	2100	ug/kg	
78-59-1	Isophorone	ND	7500	2600	ug/kg	
90-12-0	1-Methylnaphthalene	ND	7500	2400	ug/kg	
91-57-6	2-Methylnaphthalene	ND	7500	2400	ug/kg	
88-74-4	2-Nitroaniline	ND	7500	1800	ug/kg	
99-09-2	3-Nitroaniline	ND	7500	1800	ug/kg	
100-01-6	4-Nitroaniline	ND	7500	4500	ug/kg	
91-20-3	Naphthalene	ND	7500	2600	ug/kg	
98-95-3	Nitrobenzene	ND	7500	2400	ug/kg	
62-75-9	N-Nitrosodimethylamine	ND	75000	33000	ug/kg	
621-64-7	N-Nitroso-di-n-propylamine	ND	15000	8300	ug/kg	
85-01-8	Phenanthrene	ND	7500	1700	ug/kg	
129-00-0	Pyrene	ND	15000	10000	ug/kg	
110-86-1	Pyridine	ND	30000	3300	ug/kg	
120-82-1	1,2,4-Trichlorobenzene	ND	7500	5100	ug/kg	

ND = Not detected MDL - Method Detection Limit

RL = Reporting Limit

E = Indicates value exceeds calibration range

J = Indicates an estimated value

B = Indicates analyte found in associated method blank

N = Indicates presumptive evidence of a compound



## Report of Analysis

<b>Client Sample ID:</b>	GG26-0.0	<b>Date Sampled:</b>	07/18/11
<b>Lab Sample ID:</b>	C17043-11	<b>Date Received:</b>	07/19/11
<b>Matrix:</b>	SO - Soil	<b>Percent Solids:</b>	n/a <sup>a</sup>
<b>Method:</b>	SW846 8270C SW846 3550B		
<b>Project:</b>	Romic Soil Investigation(Romic EPA) - 2081 Bay Road, East Palo Alto, CA		

**ABN Full List**

CAS No.	Surrogate Recoveries	Run# 1	Run# 2	Limits
367-12-4	2-Fluorophenol	71%		20-100%
4165-62-2	Phenol-d5	74%		20-100%
118-79-6	2,4,6-Tribromophenol	69%		30-100%
4165-60-0	Nitrobenzene-d5	69%		20-100%
321-60-8	2-Fluorobiphenyl	75%		20-106%
1718-51-0	Terphenyl-d14	95%		55-130%

(a) All results reported on wet weight basis.

(b) Dilution required due to matrix interference; extract was viscous and non-target Hydrocarbons.

ND = Not detected      MDL - Method Detection Limit  
 RL = Reporting Limit  
 E = Indicates value exceeds calibration range

J = Indicates an estimated value  
 B = Indicates analyte found in associated method blank  
 N = Indicates presumptive evidence of a compound

## Report of Analysis

<b>Client Sample ID:</b> GG26-0.0	<b>Date Sampled:</b> 07/18/11
<b>Lab Sample ID:</b> C17043-11	<b>Date Received:</b> 07/19/11
<b>Matrix:</b> SO - Soil	<b>Percent Solids:</b> n/a <sup>a</sup>
<b>Method:</b> SW846 8015B	
<b>Project:</b> Romic Soil Investigation(Romic EPA) - 2081 Bay Road, East Palo Alto, CA	

Run #	File ID	DF	Analyzed	By	Prep Date	Prep Batch	Analytical Batch
Run #1	JK21375.D	1	07/29/11	TT	n/a	n/a	GJK884
Run #2							

Run #	Initial Weight
Run #1	5.08 g
Run #2	

**TPH Volatiles**

CAS No.	Compound	Result	RL	MDL	Units	Q
	TPH-GRO (C6-C10)	ND	0.098	0.049	mg/kg	
CAS No.	Surrogate Recoveries	Run# 1	Run# 2	Limits		
98-08-8	aaa-Trifluorotoluene	89%		60-157%		

(a) All results reported on wet weight basis.

ND = Not detected      MDL - Method Detection Limit  
 RL = Reporting Limit  
 E = Indicates value exceeds calibration range

J = Indicates an estimated value  
 B = Indicates analyte found in associated method blank  
 N = Indicates presumptive evidence of a compound

# Report of Analysis

<b>Client Sample ID:</b> GG26-0.0	<b>Date Sampled:</b> 07/18/11
<b>Lab Sample ID:</b> C17043-11	<b>Date Received:</b> 07/19/11
<b>Matrix:</b> SO - Soil	<b>Percent Solids:</b> n/a <sup>a</sup>
<b>Method:</b> SW846 8081A SW846 3545A	
<b>Project:</b> Romic Soil Investigation(Romic EPA) - 2081 Bay Road, East Palo Alto, CA	

Run #	File ID	DF	Analyzed	By	Prep Date	Prep Batch	Analytical Batch
Run #1 <sup>b</sup>	OO22783.D	10	07/27/11	RV	07/19/11	OP4256	G00728
Run #2							

Run #	Initial Weight	Final Volume
Run #1	10.0 g	10.0 ml
Run #2		

### Pesticide PPL List

CAS No.	Compound	Result	RL	MDL	Units	Q
309-00-2	Aldrin	ND	250	100	ug/kg	
319-84-6	alpha-BHC	ND	250	110	ug/kg	
319-85-7	beta-BHC	ND	250	35	ug/kg	
319-86-8	delta-BHC	ND	250	35	ug/kg	
58-89-9	gamma-BHC (Lindane)	ND	250	75	ug/kg	
12789-03-6	Chlordane	ND	1000	1000	ug/kg	
60-57-1	Dieldrin	ND	250	30	ug/kg	
72-54-8	4,4' -DDD	ND	250	35	ug/kg	
72-55-9	4,4' -DDE	ND	250	30	ug/kg	
50-29-3	4,4' -DDT	ND	250	30	ug/kg	
72-20-8	Endrin	ND	250	30	ug/kg	
7421-93-4	Endrin aldehyde	ND	250	60	ug/kg	
959-98-8	Endosulfan-I	ND	250	35	ug/kg	
33213-65-9	Endosulfan-II	ND	250	35	ug/kg	
1031-07-8	Endosulfan sulfate	ND	250	80	ug/kg	
76-44-8	Heptachlor	ND	250	60	ug/kg	
1024-57-3	Heptachlor epoxide	ND	250	40	ug/kg	
72-43-5	Methoxychlor	ND	250	35	ug/kg	
8001-35-2	Toxaphene	ND	1000	1000	ug/kg	

CAS No.	Surrogate Recoveries	Run# 1	Run# 2	Limits
877-09-8	Tetrachloro-m-xylene	78%		35-132%
877-09-8	Tetrachloro-m-xylene	92%		35-132%
2051-24-3	Decachlorobiphenyl	89%		35-132%
2051-24-3	Decachlorobiphenyl	104%		35-132%

(a) All results reported on wet weight basis.

(b) Reporting limits raised due to high concentration of non-target compounds (hydrocarbons).

ND = Not detected      MDL - Method Detection Limit  
 RL = Reporting Limit  
 E = Indicates value exceeds calibration range

J = Indicates an estimated value  
 B = Indicates analyte found in associated method blank  
 N = Indicates presumptive evidence of a compound

## Report of Analysis

<b>Client Sample ID:</b> GG26-0.0	<b>Date Sampled:</b> 07/18/11
<b>Lab Sample ID:</b> C17043-11	<b>Date Received:</b> 07/19/11
<b>Matrix:</b> SO - Soil	<b>Percent Solids:</b> n/a <sup>a</sup>
<b>Method:</b> SW846 8082 SW846 3545A	
<b>Project:</b> Romic Soil Investigation(Romic EPA) - 2081 Bay Road, East Palo Alto, CA	

Run #1	File ID	DF	Analyzed	By	Prep Date	Prep Batch	Analytical Batch
Run #1	PP20239.D	1	07/20/11	RV	07/19/11	OP4257	GPP688
Run #2							

Run #1	Initial Weight	Final Volume
Run #1	10.0 g	10.0 ml
Run #2		

**PCB List**

CAS No.	Compound	Result	RL	MDL	Units	Q
12674-11-2	Aroclor 1016	ND	100	17	ug/kg	
11104-28-2	Aroclor 1221	ND	100	50	ug/kg	
11141-16-5	Aroclor 1232	ND	100	50	ug/kg	
53469-21-9	Aroclor 1242	ND	100	50	ug/kg	
12672-29-6	Aroclor 1248	ND	100	50	ug/kg	
11097-69-1	Aroclor 1254	ND	100	50	ug/kg	
11096-82-5	Aroclor 1260	ND	100	20	ug/kg	

CAS No.	Surrogate Recoveries	Run# 1	Run# 2	Limits
877-09-8	Tetrachloro-m-xylene	71%		45-108%
877-09-8	Tetrachloro-m-xylene	66%		45-108%
2051-24-3	Decachlorobiphenyl	96%		54-121%
2051-24-3	Decachlorobiphenyl	75%		54-121%

(a) All results reported on wet weight basis.

ND = Not detected      MDL - Method Detection Limit  
 RL = Reporting Limit  
 E = Indicates value exceeds calibration range

J = Indicates an estimated value  
 B = Indicates analyte found in associated method blank  
 N = Indicates presumptive evidence of a compound

## Report of Analysis

<b>Client Sample ID:</b> GG26-0.0	<b>Date Sampled:</b> 07/18/11
<b>Lab Sample ID:</b> C17043-11	<b>Date Received:</b> 07/19/11
<b>Matrix:</b> SO - Soil	<b>Percent Solids:</b> n/a <sup>a</sup>
<b>Method:</b> SW846 8015B M SW846 3545A	
<b>Project:</b> Romic Soil Investigation(Romic EPA) - 2081 Bay Road, East Palo Alto, CA	

Run #	File ID	DF	Analyzed	By	Prep Date	Prep Batch	Analytical Batch
Run #1	HH15548.D	5	07/27/11	JH	07/21/11	OP4273	GHH531
Run #2							

Run #	Initial Weight	Final Volume
Run #1	10.2 g	1.0 ml
Run #2		

### TPH Extractable w/ Silica Gel Cleanup

CAS No.	Compound	Result	RL	MDL	Units	Q
	TPH (C10-C28)	88.9	49	25	mg/kg	
	TPH (> C28-C40)	468	98	49	mg/kg	

CAS No.	Surrogate Recoveries	Run# 1	Run# 2	Limits
630-01-3	Hexacosane	80%		45-140%

(a) All results reported on wet weight basis.

ND = Not detected      MDL - Method Detection Limit  
 RL = Reporting Limit  
 E = Indicates value exceeds calibration range

J = Indicates an estimated value  
 B = Indicates analyte found in associated method blank  
 N = Indicates presumptive evidence of a compound

## Report of Analysis

<b>Client Sample ID:</b> GG26-0.0	<b>Date Sampled:</b> 07/18/11
<b>Lab Sample ID:</b> C17043-11	<b>Date Received:</b> 07/19/11
<b>Matrix:</b> SO - Soil	<b>Percent Solids:</b> n/a <sup>a</sup>
<b>Project:</b> Romc Soil Investigation(Romc EPA) - 2081 Bay Road,East Palo Alto,CA	

## Metals Analysis

Analyte	Result	RL	Units	DF	Prep	Analyzed By	Method	Prep Method
Antimony	< 1.8	1.8	mg/kg	1	07/19/11	07/21/11 RS	SW846 6010B <sup>1</sup>	SW846 3050B <sup>3</sup>
Arsenic	3.6	1.8	mg/kg	1	07/19/11	07/21/11 RS	SW846 6010B <sup>1</sup>	SW846 3050B <sup>3</sup>
Barium	151	18	mg/kg	1	07/19/11	07/21/11 RS	SW846 6010B <sup>1</sup>	SW846 3050B <sup>3</sup>
Beryllium	< 0.92	0.92	mg/kg	1	07/19/11	07/21/11 RS	SW846 6010B <sup>1</sup>	SW846 3050B <sup>3</sup>
Cadmium	< 0.92	0.92	mg/kg	1	07/19/11	07/21/11 RS	SW846 6010B <sup>1</sup>	SW846 3050B <sup>3</sup>
Chromium	54.7	0.92	mg/kg	1	07/19/11	07/21/11 RS	SW846 6010B <sup>1</sup>	SW846 3050B <sup>3</sup>
Cobalt	14.4	0.92	mg/kg	1	07/19/11	07/21/11 RS	SW846 6010B <sup>1</sup>	SW846 3050B <sup>3</sup>
Copper	51.3	2.3	mg/kg	1	07/19/11	07/21/11 RS	SW846 6010B <sup>1</sup>	SW846 3050B <sup>3</sup>
Lead	91.1	1.8	mg/kg	1	07/19/11	07/21/11 RS	SW846 6010B <sup>1</sup>	SW846 3050B <sup>3</sup>
Mercury	79.0	7.5	mg/kg	200	07/25/11	07/25/11 PH	SW846 7471A <sup>2</sup>	SW846 7471A <sup>4</sup>
Molybdenum	< 1.8	1.8	mg/kg	1	07/19/11	07/21/11 RS	SW846 6010B <sup>1</sup>	SW846 3050B <sup>3</sup>
Nickel	53.4	0.92	mg/kg	1	07/19/11	07/21/11 RS	SW846 6010B <sup>1</sup>	SW846 3050B <sup>3</sup>
Selenium	< 1.8	1.8	mg/kg	1	07/19/11	07/21/11 RS	SW846 6010B <sup>1</sup>	SW846 3050B <sup>3</sup>
Silver	< 0.92	0.92	mg/kg	1	07/19/11	07/21/11 RS	SW846 6010B <sup>1</sup>	SW846 3050B <sup>3</sup>
Thallium <sup>b</sup>	< 9.2	9.2	mg/kg	5	07/19/11	07/21/11 RS	SW846 6010B <sup>1</sup>	SW846 3050B <sup>3</sup>
Vanadium	69.8	0.92	mg/kg	1	07/19/11	07/21/11 RS	SW846 6010B <sup>1</sup>	SW846 3050B <sup>3</sup>
Zinc	73.8	1.8	mg/kg	1	07/19/11	07/21/11 RS	SW846 6010B <sup>1</sup>	SW846 3050B <sup>3</sup>

(1) Instrument QC Batch: MA1997

(2) Instrument QC Batch: MA2004

(3) Prep QC Batch: MP3733

(4) Prep QC Batch: MP3760

(a) All results reported on wet weight basis.

(b) Elevated reporting limit(s) due to matrix interference and/or dilution required for high interfering element.

RL = Reporting Limit

## Report of Analysis

<b>Client Sample ID:</b>	GG26-0.0	<b>Date Sampled:</b>	07/18/11
<b>Lab Sample ID:</b>	C17043-11A	<b>Date Received:</b>	07/19/11
<b>Matrix:</b>	SO - Soil	<b>Percent Solids:</b>	n/a <sup>a</sup>
<b>Method:</b>	SW846 8270C SW846 3550B	<b>Project:</b> Romic Soil Investigation(Romic EPA) - 2081 Bay Road, East Palo Alto, CA	

Run #	File ID	DF	Analyzed	By	Prep Date	Prep Batch	Analytical Batch
Run #1 <sup>b</sup>	Y8985.D	10	07/23/11	MT	07/21/11	OP4270	EY428
Run #2							

Run #	Initial Weight	Final Volume
Run #1	10.0 g	1.5 ml
Run #2		

## ABN Full List

CAS No.	Compound	Result	RL	MDL	Units	Q
65-85-0	Benzoic acid	ND	15000	13000	ug/kg	
95-57-8	2-Chlorophenol	ND	15000	10000	ug/kg	
59-50-7	4-Chloro-3-methyl phenol	ND	7500	6300	ug/kg	
120-83-2	2,4-Dichlorophenol	ND	7500	2100	ug/kg	
105-67-9	2,4-Dimethylphenol	ND	7500	2300	ug/kg	
51-28-5	2,4-Dinitrophenol	ND	38000	13000	ug/kg	
534-52-1	4,6-Dinitro-o-cresol	ND	30000	15000	ug/kg	
95-48-7	2-Methylphenol	ND	7500	2600	ug/kg	
	3&4-Methylphenol	ND	7500	2300	ug/kg	
88-75-5	2-Nitrophenol	ND	7500	2000	ug/kg	
100-02-7	4-Nitrophenol	ND	30000	18000	ug/kg	
87-86-5	Pentachlorophenol	ND	7500	6300	ug/kg	
108-95-2	Phenol	ND	30000	20000	ug/kg	
95-95-4	2,4,5-Trichlorophenol	ND	7500	1800	ug/kg	
88-06-2	2,4,6-Trichlorophenol	ND	7500	2400	ug/kg	
83-32-9	Acenaphthene	ND	15000	7500	ug/kg	
208-96-8	Acenaphthylene	ND	7500	3000	ug/kg	
62-53-3	Aniline	ND	7500	2100	ug/kg	
120-12-7	Anthracene	ND	7500	1500	ug/kg	
103-33-3	Azobenzene	ND	7500	2600	ug/kg	
92-87-5	Benzidine	ND	38000	11000	ug/kg	
56-55-3	Benzo(a)anthracene	ND	7500	1100	ug/kg	
50-32-8	Benzo(a)pyrene	ND	7500	1400	ug/kg	
205-99-2	Benzo(b)fluoranthene	ND	7500	900	ug/kg	
191-24-2	Benzo(g,h,i)perylene	ND	7500	2300	ug/kg	
207-08-9	Benzo(k)fluoranthene	ND	7500	1800	ug/kg	
101-55-3	4-Bromophenyl phenyl ether	ND	7500	2300	ug/kg	
85-68-7	Butyl benzyl phthalate	ND	7500	1700	ug/kg	
100-51-6	Benzyl Alcohol	ND	15000	2400	ug/kg	
91-58-7	2-Chloronaphthalene	ND	7500	2700	ug/kg	
106-47-8	4-Chloroaniline	ND	7500	2100	ug/kg	
86-74-8	Carbazole	ND	7500	1200	ug/kg	

ND = Not detected MDL - Method Detection Limit

RL = Reporting Limit

E = Indicates value exceeds calibration range

J = Indicates an estimated value

B = Indicates analyte found in associated method blank

N = Indicates presumptive evidence of a compound

## Report of Analysis

<b>Client Sample ID:</b>	GG26-0.0	<b>Date Sampled:</b>	07/18/11
<b>Lab Sample ID:</b>	C17043-11A	<b>Date Received:</b>	07/19/11
<b>Matrix:</b>	SO - Soil	<b>Percent Solids:</b>	n/a <sup>a</sup>
<b>Method:</b>	SW846 8270C SW846 3550B		
<b>Project:</b>	Romic Soil Investigation(Romic EPA) - 2081 Bay Road, East Palo Alto, CA		

## ABN Full List

CAS No.	Compound	Result	RL	MDL	Units	Q
218-01-9	Chrysene	ND	7500	1500	ug/kg	
111-91-1	bis(2-Chloroethoxy)methane	ND	7500	2700	ug/kg	
111-44-4	bis(2-Chloroethyl)ether	ND	7500	3500	ug/kg	
108-60-1	bis(2-Chloroisopropyl)ether	ND	7500	4100	ug/kg	
7005-72-3	4-Chlorophenyl phenyl ether	ND	7500	2900	ug/kg	
95-50-1	1,2-Dichlorobenzene	ND	7500	2400	ug/kg	
541-73-1	1,3-Dichlorobenzene	ND	7500	2300	ug/kg	
106-46-7	1,4-Dichlorobenzene	ND	7500	6300	ug/kg	
121-14-2	2,4-Dinitrotoluene	ND	7500	6900	ug/kg	
606-20-2	2,6-Dinitrotoluene	ND	15000	4800	ug/kg	
91-94-1	3,3'-Dichlorobenzidine	ND	38000	2100	ug/kg	
53-70-3	Dibenzo(a,h)anthracene	ND	7500	2000	ug/kg	
132-64-9	Dibenzofuran	ND	7500	2400	ug/kg	
122-39-4	Diphenylamine	ND	7500	1800	ug/kg	
84-74-2	Di-n-butyl phthalate	ND	7500	1500	ug/kg	
117-84-0	Di-n-octyl phthalate	ND	7500	2000	ug/kg	
84-66-2	Diethyl phthalate	ND	7500	2600	ug/kg	
131-11-3	Dimethyl phthalate	ND	7500	2700	ug/kg	
117-81-7	bis(2-Ethylhexyl)phthalate	ND	7500	3300	ug/kg	
206-44-0	Fluoranthene	ND	7500	1500	ug/kg	
86-73-7	Fluorene	ND	7500	2700	ug/kg	
118-74-1	Hexachlorobenzene	ND	7500	2000	ug/kg	
87-68-3	Hexachlorobutadiene	ND	7500	2900	ug/kg	
77-47-4	Hexachlorocyclopentadiene	ND	7500	2100	ug/kg	
67-72-1	Hexachloroethane	ND	7500	2400	ug/kg	
193-39-5	Indeno(1,2,3-cd)pyrene	ND	7500	2100	ug/kg	
78-59-1	Isophorone	ND	7500	2600	ug/kg	
90-12-0	1-Methylnaphthalene	ND	7500	2400	ug/kg	
91-57-6	2-Methylnaphthalene	ND	7500	2400	ug/kg	
88-74-4	2-Nitroaniline	ND	7500	1800	ug/kg	
99-09-2	3-Nitroaniline	ND	7500	1800	ug/kg	
100-01-6	4-Nitroaniline	ND	7500	4500	ug/kg	
91-20-3	Naphthalene	ND	7500	2600	ug/kg	
98-95-3	Nitrobenzene	ND	7500	2400	ug/kg	
62-75-9	N-Nitrosodimethylamine	ND	75000	33000	ug/kg	
621-64-7	N-Nitroso-di-n-propylamine	ND	15000	8300	ug/kg	
85-01-8	Phenanthrene	ND	7500	1700	ug/kg	
129-00-0	Pyrene	ND	15000	10000	ug/kg	
110-86-1	Pyridine	ND	30000	3300	ug/kg	
120-82-1	1,2,4-Trichlorobenzene	ND	7500	5100	ug/kg	

ND = Not detected MDL - Method Detection Limit

RL = Reporting Limit

E = Indicates value exceeds calibration range

J = Indicates an estimated value

B = Indicates analyte found in associated method blank

N = Indicates presumptive evidence of a compound



## Report of Analysis

<b>Client Sample ID:</b>	GG26-0.0	<b>Date Sampled:</b>	07/18/11
<b>Lab Sample ID:</b>	C17043-11A	<b>Date Received:</b>	07/19/11
<b>Matrix:</b>	SO - Soil	<b>Percent Solids:</b>	n/a <sup>a</sup>
<b>Method:</b>	SW846 8270C SW846 3550B		
<b>Project:</b>	Romic Soil Investigation(Romic EPA) - 2081 Bay Road, East Palo Alto, CA		

## ABN Full List

CAS No.	Surrogate Recoveries	Run# 1	Run# 2	Limits
367-12-4	2-Fluorophenol	74%		20-100%
4165-62-2	Phenol-d5	76%		20-100%
118-79-6	2,4,6-Tribromophenol	65%		30-100%
4165-60-0	Nitrobenzene-d5	73%		20-100%
321-60-8	2-Fluorobiphenyl	79%		20-106%
1718-51-0	Terphenyl-d14	91%		55-130%

(a) All results reported on wet weight basis.

(b) Dilution required due to matrix interference; extract was viscous and non-target Hydrocarbons.

ND = Not detected      MDL - Method Detection Limit  
 RL = Reporting Limit  
 E = Indicates value exceeds calibration range

J = Indicates an estimated value  
 B = Indicates analyte found in associated method blank  
 N = Indicates presumptive evidence of a compound

## Report of Analysis

<b>Client Sample ID:</b>	GG26-0.0	<b>Date Sampled:</b>	07/18/11
<b>Lab Sample ID:</b>	C17043-11A	<b>Date Received:</b>	07/19/11
<b>Matrix:</b>	SO - Soil	<b>Percent Solids:</b>	n/a <sup>a</sup>
<b>Method:</b>	SW846 8015B	<b>Project:</b> Romic Soil Investigation(Romic EPA) - 2081 Bay Road, East Palo Alto, CA	

Run #	File ID	DF	Analyzed	By	Prep Date	Prep Batch	Analytical Batch
Run #1	JK21376.D	1	07/29/11	TT	n/a	n/a	GJK884
Run #2							

Run #	Initial Weight
Run #1	5.13 g
Run #2	

### TPH Volatiles

CAS No.	Compound	Result	RL	MDL	Units	Q
	TPH-GRO (C6-C10)	ND	0.097	0.049	mg/kg	
CAS No.	Surrogate Recoveries	Run# 1	Run# 2	Limits		
98-08-8	aaa-Trifluorotoluene	89%		60-157%		

(a) All results reported on wet weight basis.

ND = Not detected      MDL - Method Detection Limit  
 RL = Reporting Limit  
 E = Indicates value exceeds calibration range

J = Indicates an estimated value  
 B = Indicates analyte found in associated method blank  
 N = Indicates presumptive evidence of a compound

## Report of Analysis

<b>Client Sample ID:</b>	GG26-0.0	<b>Date Sampled:</b>	07/18/11
<b>Lab Sample ID:</b>	C17043-11A	<b>Date Received:</b>	07/19/11
<b>Matrix:</b>	SO - Soil	<b>Percent Solids:</b>	n/a <sup>a</sup>
<b>Method:</b>	SW846 8081A SW846 3545A	<b>Project:</b> Romic Soil Investigation(Romic EPA) - 2081 Bay Road, East Palo Alto, CA	

Run #	File ID	DF	Analyzed	By	Prep Date	Prep Batch	Analytical Batch
Run #1 <sup>b</sup>	OO22799.D	5	07/27/11	RV	07/22/11	OP4280	G00729
Run #2							

Run #	Initial Weight	Final Volume
Run #1	10.1 g	10.0 ml
Run #2		

## Pesticide PPL List

CAS No.	Compound	Result	RL	MDL	Units	Q
309-00-2	Aldrin	ND	120	50	ug/kg	
319-84-6	alpha-BHC	ND	120	54	ug/kg	
319-85-7	beta-BHC	ND	120	17	ug/kg	
319-86-8	delta-BHC	ND	120	17	ug/kg	
58-89-9	gamma-BHC (Lindane)	ND	120	37	ug/kg	
12789-03-6	Chlordane	ND	500	500	ug/kg	
60-57-1	Dieldrin	ND	120	15	ug/kg	
72-54-8	4,4' -DDD	ND	120	17	ug/kg	
72-55-9	4,4' -DDE	ND	120	15	ug/kg	
50-29-3	4,4' -DDT	ND	120	15	ug/kg	
72-20-8	Endrin	ND	120	15	ug/kg	
7421-93-4	Endrin aldehyde	ND	120	30	ug/kg	
959-98-8	Endosulfan-I	ND	120	17	ug/kg	
33213-65-9	Endosulfan-II	ND	120	17	ug/kg	
1031-07-8	Endosulfan sulfate	ND	120	40	ug/kg	
76-44-8	Heptachlor	ND	120	30	ug/kg	
1024-57-3	Heptachlor epoxide	ND	120	20	ug/kg	
72-43-5	Methoxychlor	ND	120	17	ug/kg	
8001-35-2	Toxaphene	ND	500	500	ug/kg	

CAS No.	Surrogate Recoveries	Run# 1	Run# 2	Limits
877-09-8	Tetrachloro-m-xylene	76%		35-132%
877-09-8	Tetrachloro-m-xylene	82%		35-132%
2051-24-3	Decachlorobiphenyl	83%		35-132%
2051-24-3	Decachlorobiphenyl	91%		35-132%

(a) All results reported on wet weight basis.

(b) Reporting limits raised due to high concentration of PCB (Aroclor 1260) and non-target Hydrocarbons.

ND = Not detected MDL - Method Detection Limit

RL = Reporting Limit

E = Indicates value exceeds calibration range

J = Indicates an estimated value

B = Indicates analyte found in associated method blank

N = Indicates presumptive evidence of a compound

## Report of Analysis

<b>Client Sample ID:</b> GG26-0.0		<b>Date Sampled:</b> 07/18/11
<b>Lab Sample ID:</b> C17043-11A		<b>Date Received:</b> 07/19/11
<b>Matrix:</b> SO - Soil		<b>Percent Solids:</b> n/a <sup>a</sup>
<b>Method:</b> SW846 8082 SW846 3545A		
<b>Project:</b> Romic Soil Investigation(Romic EPA) - 2081 Bay Road, East Palo Alto, CA		

Run #1	File ID	DF	Analyzed	By	Prep Date	Prep Batch	Analytical Batch
Run #1	PP20326.D	1	07/22/11	RV	07/22/11	OP4281	GPP689
Run #2							

Run #1	Initial Weight	Final Volume
Run #1	10.1 g	10.0 ml
Run #2		

**PCB List**

CAS No.	Compound	Result	RL	MDL	Units	Q
12674-11-2	Aroclor 1016	ND	99	17	ug/kg	
11104-28-2	Aroclor 1221	ND	99	50	ug/kg	
11141-16-5	Aroclor 1232	ND	99	50	ug/kg	
53469-21-9	Aroclor 1242	ND	99	50	ug/kg	
12672-29-6	Aroclor 1248	ND	99	50	ug/kg	
11097-69-1	Aroclor 1254	ND	99	50	ug/kg	
11096-82-5	Aroclor 1260	25.7	99	20	ug/kg	J

CAS No.	Surrogate Recoveries	Run# 1	Run# 2	Limits
877-09-8	Tetrachloro-m-xylene	71%		45-108%
877-09-8	Tetrachloro-m-xylene	71%		45-108%
2051-24-3	Decachlorobiphenyl	82%		54-121%
2051-24-3	Decachlorobiphenyl	70%		54-121%

(a) All results reported on wet weight basis.

ND = Not detected      MDL - Method Detection Limit  
 RL = Reporting Limit  
 E = Indicates value exceeds calibration range

J = Indicates an estimated value  
 B = Indicates analyte found in associated method blank  
 N = Indicates presumptive evidence of a compound

## Report of Analysis

<b>Client Sample ID:</b> GG26-0.0		<b>Date Sampled:</b> 07/18/11
<b>Lab Sample ID:</b> C17043-11A		<b>Date Received:</b> 07/19/11
<b>Matrix:</b> SO - Soil		<b>Percent Solids:</b> n/a <sup>a</sup>
<b>Method:</b> SW846 8015B M SW846 3545A		
<b>Project:</b> Romc Soil Investigation(Romc EPA) - 2081 Bay Road, East Palo Alto, CA		

Run #	File ID	DF	Analyzed	By	Prep Date	Prep Batch	Analytical Batch
Run #1	HH15638.D	4	07/29/11	JH	07/21/11	OP4277	GHH531
Run #2							

Run #	Initial Weight	Final Volume
Run #1	10.0 g	1.0 ml
Run #2		

**TPH Extractable w/ Silica Gel Cleanup**

CAS No.	Compound	Result	RL	MDL	Units	Q
	TPH (C10-C28)	105	40	20	mg/kg	
	TPH (> C28-C40)	317	80	40	mg/kg	

CAS No.	Surrogate Recoveries	Run# 1	Run# 2	Limits
630-01-3	Hexacosane	89%		45-140%

(a) All results reported on wet weight basis.

ND = Not detected      MDL - Method Detection Limit  
 RL = Reporting Limit  
 E = Indicates value exceeds calibration range

J = Indicates an estimated value  
 B = Indicates analyte found in associated method blank  
 N = Indicates presumptive evidence of a compound

## Report of Analysis

<b>Client Sample ID:</b> GG26-0.0	<b>Date Sampled:</b> 07/18/11
<b>Lab Sample ID:</b> C17043-11A	<b>Date Received:</b> 07/19/11
<b>Matrix:</b> SO - Soil	<b>Percent Solids:</b> n/a <sup>a</sup>
<b>Project:</b> Romic Soil Investigation(Romic EPA) - 2081 Bay Road,East Palo Alto,CA	

## Metals Analysis

Analyte	Result	RL	Units	DF	Prep	Analyzed By	Method	Prep Method
Antimony <sup>b</sup>	< 5.6	5.6	mg/kg	3	07/22/11	07/27/11	DQ SW846 6010B <sup>2</sup>	SW846 3050B <sup>4</sup>
Arsenic <sup>b</sup>	< 5.6	5.6	mg/kg	3	07/22/11	07/27/11	DQ SW846 6010B <sup>2</sup>	SW846 3050B <sup>4</sup>
Barium	156	19	mg/kg	1	07/22/11	07/27/11	DQ SW846 6010B <sup>2</sup>	SW846 3050B <sup>4</sup>
Beryllium <sup>b</sup>	< 2.8	2.8	mg/kg	3	07/22/11	07/27/11	DQ SW846 6010B <sup>2</sup>	SW846 3050B <sup>4</sup>
Cadmium	< 0.93	0.93	mg/kg	1	07/22/11	07/27/11	DQ SW846 6010B <sup>2</sup>	SW846 3050B <sup>4</sup>
Chromium	70.3	0.93	mg/kg	1	07/22/11	07/27/11	DQ SW846 6010B <sup>2</sup>	SW846 3050B <sup>4</sup>
Cobalt <sup>b</sup>	20.5	2.8	mg/kg	3	07/22/11	07/27/11	DQ SW846 6010B <sup>2</sup>	SW846 3050B <sup>4</sup>
Copper	87.4	2.3	mg/kg	1	07/22/11	07/27/11	DQ SW846 6010B <sup>2</sup>	SW846 3050B <sup>4</sup>
Lead	46.8	1.9	mg/kg	1	07/22/11	07/27/11	DQ SW846 6010B <sup>1</sup>	SW846 3050B <sup>4</sup>
Mercury	74.3	7.9	mg/kg	200	07/25/11	08/06/11	PH SW846 7471A <sup>3</sup>	SW846 7471A <sup>5</sup>
Molybdenum	< 1.9	1.9	mg/kg	1	07/22/11	07/27/11	DQ SW846 6010B <sup>2</sup>	SW846 3050B <sup>4</sup>
Nickel	66.1	0.93	mg/kg	1	07/22/11	07/27/11	DQ SW846 6010B <sup>2</sup>	SW846 3050B <sup>4</sup>
Selenium <sup>b</sup>	7.9	5.6	mg/kg	3	07/22/11	07/27/11	DQ SW846 6010B <sup>2</sup>	SW846 3050B <sup>4</sup>
Silver	< 0.93	0.93	mg/kg	1	07/22/11	07/27/11	DQ SW846 6010B <sup>2</sup>	SW846 3050B <sup>4</sup>
Thallium <sup>b</sup>	< 5.6	5.6	mg/kg	3	07/22/11	07/27/11	DQ SW846 6010B <sup>2</sup>	SW846 3050B <sup>4</sup>
Vanadium <sup>b</sup>	112	2.8	mg/kg	3	07/22/11	07/27/11	DQ SW846 6010B <sup>2</sup>	SW846 3050B <sup>4</sup>
Zinc <sup>b</sup>	106	5.6	mg/kg	3	07/22/11	07/27/11	DQ SW846 6010B <sup>2</sup>	SW846 3050B <sup>4</sup>

- (1) Instrument QC Batch: MA2008  
(2) Instrument QC Batch: MA2011  
(3) Instrument QC Batch: MA2028  
(4) Prep QC Batch: MP3750  
(5) Prep QC Batch: MP3814

- (a) All results reported on wet weight basis.  
(b) Elevated reporting limit(s) due to matrix interference and/or dilution required for high interfering element.

RL = Reporting Limit

# Report of Analysis

<b>Client Sample ID:</b> GG26-2.5	
<b>Lab Sample ID:</b> C17043-12	<b>Date Sampled:</b> 07/18/11
<b>Matrix:</b> SO - Soil	<b>Date Received:</b> 07/19/11
<b>Method:</b> SW846 8260B	<b>Percent Solids:</b> n/a <sup>a</sup>
<b>Project:</b> Romic Soil Investigation(Romic EPA) - 2081 Bay Road, East Palo Alto, CA	

Run #	File ID	DF	Analyzed	By	Prep Date	Prep Batch	Analytical Batch
Run #1 <sup>b</sup>	V117851.D	1	07/30/11	ANJ	n/a	n/a	N:VV5020
Run #2							

Run #	Initial Weight
Run #1	5.7 g
Run #2	

### VOA 8260 List

CAS No.	Compound	Result	RL	MDL	Units	Q
67-64-1	Acetone	ND	8.8	5.8	ug/kg	
71-43-2	Benzene	ND	0.88	0.12	ug/kg	
108-86-1	Bromobenzene	ND	4.4	0.17	ug/kg	
74-97-5	Bromochloromethane	ND	4.4	0.46	ug/kg	
75-27-4	Bromodichloromethane	ND	4.4	0.20	ug/kg	
75-25-2	Bromoform	ND	4.4	0.66	ug/kg	
74-83-9	Bromomethane	ND	4.4	0.35	ug/kg	
78-93-3	2-Butanone (MEK)	ND	8.8	3.8	ug/kg	
104-51-8	n-Butylbenzene	ND	4.4	0.21	ug/kg	
135-98-8	sec-Butylbenzene	ND	4.4	0.14	ug/kg	
98-06-6	tert-Butylbenzene	ND	4.4	0.12	ug/kg	
56-23-5	Carbon tetrachloride	ND	4.4	0.30	ug/kg	
108-90-7	Chlorobenzene	ND	4.4	0.28	ug/kg	
75-00-3	Chloroethane	ND	4.4	0.36	ug/kg	
67-66-3	Chloroform	ND	4.4	0.42	ug/kg	
74-87-3	Chloromethane	ND	4.4	0.55	ug/kg	
95-49-8	o-Chlorotoluene	ND	4.4	0.33	ug/kg	
106-43-4	p-Chlorotoluene	ND	4.4	0.18	ug/kg	
108-20-3	Di-Isopropyl ether	ND	4.4	0.11	ug/kg	
96-12-8	1,2-Dibromo-3-chloropropane	ND	8.8	1.3	ug/kg	
124-48-1	Dibromochloromethane	ND	4.4	0.15	ug/kg	
106-93-4	1,2-Dibromoethane	ND	0.88	0.21	ug/kg	
95-50-1	1,2-Dichlorobenzene	ND	4.4	0.24	ug/kg	
541-73-1	1,3-Dichlorobenzene	ND	4.4	0.17	ug/kg	
106-46-7	1,4-Dichlorobenzene	ND	4.4	0.15	ug/kg	
75-71-8	Dichlorodifluoromethane	ND	4.4	0.28	ug/kg	
75-34-3	1,1-Dichloroethane	ND	4.4	0.19	ug/kg	
107-06-2	1,2-Dichloroethane	ND	0.88	0.16	ug/kg	
75-35-4	1,1-Dichloroethene	ND	4.4	0.54	ug/kg	
156-59-2	cis-1,2-Dichloroethene	ND	4.4	0.28	ug/kg	
156-60-5	trans-1,2-Dichloroethene	ND	4.4	0.37	ug/kg	
78-87-5	1,2-Dichloropropane	ND	4.4	0.23	ug/kg	

ND = Not detected      MDL - Method Detection Limit  
 RL = Reporting Limit  
 E = Indicates value exceeds calibration range

J = Indicates an estimated value  
 B = Indicates analyte found in associated method blank  
 N = Indicates presumptive evidence of a compound

## Report of Analysis

<b>Client Sample ID:</b>	GG26-2.5	<b>Date Sampled:</b>	07/18/11
<b>Lab Sample ID:</b>	C17043-12	<b>Date Received:</b>	07/19/11
<b>Matrix:</b>	SO - Soil	<b>Percent Solids:</b>	n/a <sup>a</sup>
<b>Method:</b>	SW846 8260B	<b>Project:</b> Romic Soil Investigation(Romic EPA) - 2081 Bay Road,East Palo Alto,CA	

## VOA 8260 List

CAS No.	Compound	Result	RL	MDL	Units	Q
142-28-9	1,3-Dichloropropane	ND	4.4	0.33	ug/kg	
594-20-7	2,2-Dichloropropane	ND	4.4	0.15	ug/kg	
563-58-6	1,1-Dichloropropene	ND	4.4	0.18	ug/kg	
10061-01-5	cis-1,3-Dichloropropene	ND	4.4	0.13	ug/kg	
10061-02-6	trans-1,3-Dichloropropene	ND	4.4	0.29	ug/kg	
100-41-4	Ethylbenzene	ND	0.88	0.13	ug/kg	
87-68-3	Hexachlorobutadiene	ND	4.4	0.46	ug/kg	
591-78-6	2-Hexanone	ND	4.4	2.2	ug/kg	
98-82-8	Isopropylbenzene	ND	4.4	0.12	ug/kg	
99-87-6	p-Isopropyltoluene	ND	4.4	0.26	ug/kg	
1634-04-4	Methyl Tert Butyl Ether	ND	0.88	0.16	ug/kg	
108-10-1	4-Methyl-2-pentanone(MIBK)	ND	4.4	2.3	ug/kg	
74-95-3	Methylene bromide	ND	4.4	0.50	ug/kg	
75-09-2	Methylene chloride	ND	4.4	0.20	ug/kg	
91-20-3	Naphthalene	ND	4.4	0.93	ug/kg	
103-65-1	n-Propylbenzene	ND	4.4	0.30	ug/kg	
100-42-5	Styrene	ND	4.4	0.16	ug/kg	
75-65-0	Tert Butyl Alcohol	ND	22	5.0	ug/kg	
994-05-8	tert-Amyl Methyl Ether	ND	4.4	0.13	ug/kg	
637-92-3	tert-Butyl Ethyl Ether	ND	4.4	0.12	ug/kg	
630-20-6	1,1,1,2-Tetrachloroethane	ND	4.4	0.16	ug/kg	
79-34-5	1,1,2,2-Tetrachloroethane	ND	4.4	0.16	ug/kg	
127-18-4	Tetrachloroethene	ND	4.4	0.17	ug/kg	
108-88-3	Toluene	ND	0.88	0.33	ug/kg	
87-61-6	1,2,3-Trichlorobenzene	ND	4.4	0.38	ug/kg	
120-82-1	1,2,4-Trichlorobenzene	ND	4.4	0.30	ug/kg	
71-55-6	1,1,1-Trichloroethane	ND	4.4	0.21	ug/kg	
79-00-5	1,1,2-Trichloroethane	ND	4.4	0.38	ug/kg	
79-01-6	Trichloroethene	ND	4.4	0.22	ug/kg	
75-69-4	Trichlorofluoromethane	ND	4.4	0.42	ug/kg	
96-18-4	1,2,3-Trichloropropane	ND	4.4	0.94	ug/kg	
95-63-6	1,2,4-Trimethylbenzene	ND	4.4	0.98	ug/kg	
108-67-8	1,3,5-Trimethylbenzene	ND	4.4	0.11	ug/kg	
75-01-4	Vinyl chloride	ND	4.4	0.40	ug/kg	
1330-20-7	Xylene (total)	ND	0.88	0.16	ug/kg	

CAS No.	Surrogate Recoveries	Run# 1	Run# 2	Limits
1868-53-7	Dibromofluoromethane	108%		67-131%
17060-07-0	1,2-Dichloroethane-D4	103%		66-130%

ND = Not detected MDL - Method Detection Limit

RL = Reporting Limit

E = Indicates value exceeds calibration range

J = Indicates an estimated value

B = Indicates analyte found in associated method blank

N = Indicates presumptive evidence of a compound



## Report of Analysis

<b>Client Sample ID:</b> GG26-2.5		<b>Date Sampled:</b> 07/18/11
<b>Lab Sample ID:</b> C17043-12		<b>Date Received:</b> 07/19/11
<b>Matrix:</b> SO - Soil		<b>Percent Solids:</b> n/a <sup>a</sup>
<b>Method:</b> SW846 8260B		
<b>Project:</b> Romic Soil Investigation(Romic EPA) - 2081 Bay Road, East Palo Alto, CA		

**VOA 8260 List**

CAS No.	Surrogate Recoveries	Run# 1	Run# 2	Limits
2037-26-5	Toluene-D8	106%		76-125%
460-00-4	4-Bromofluorobenzene	95%		53-142%

- (a) All results reported on wet weight basis.
- (b) Analysis performed at Accutest Laboratories, Dayton, NJ.

---

ND = Not detected	MDL - Method Detection Limit	J = Indicates an estimated value
RL = Reporting Limit		B = Indicates analyte found in associated method blank
E = Indicates value exceeds calibration range		N = Indicates presumptive evidence of a compound

## Report of Analysis

<b>Client Sample ID:</b> GG26-2.5	<b>Date Sampled:</b> 07/18/11
<b>Lab Sample ID:</b> C17043-12	<b>Date Received:</b> 07/19/11
<b>Matrix:</b> SO - Soil	<b>Percent Solids:</b> n/a <sup>a</sup>
<b>Method:</b> SW846 8015B	
<b>Project:</b> Romıc Soil Investigation(Romıc EPA) - 2081 Bay Road, East Palo Alto, CA	

Run #	File ID	DF	Analyzed	By	Prep Date	Prep Batch	Analytical Batch
Run #1	JK21377.D	1	07/29/11	TT	n/a	n/a	GJK884
Run #2							

Run #	Initial Weight
Run #1	5.12 g
Run #2	

### TPH Volatiles

CAS No.	Compound	Result	RL	MDL	Units	Q
	TPH-GRO (C6-C10)	ND	0.098	0.049	mg/kg	

CAS No.	Surrogate Recoveries	Run# 1	Run# 2	Limits
98-08-8	aaa-Trifluorotoluene	86%		60-157%

(a) All results reported on wet weight basis.

ND = Not detected      MDL - Method Detection Limit  
 RL = Reporting Limit  
 E = Indicates value exceeds calibration range

J = Indicates an estimated value  
 B = Indicates analyte found in associated method blank  
 N = Indicates presumptive evidence of a compound

## Report of Analysis

<b>Client Sample ID:</b>	GG26-2.5	<b>Date Sampled:</b>	07/18/11
<b>Lab Sample ID:</b>	C17043-12	<b>Date Received:</b>	07/19/11
<b>Matrix:</b>	SO - Soil	<b>Percent Solids:</b>	n/a <sup>a</sup>
<b>Method:</b>	SW846 8015B M SW846 3545A		
<b>Project:</b>	Romic Soil Investigation(Romic EPA) - 2081 Bay Road, East Palo Alto, CA		

Run #	File ID	DF	Analyzed	By	Prep Date	Prep Batch	Analytical Batch
Run #1	GG27211.D	1	07/27/11	JH	07/26/11	OP4309	GGG730
Run #2							

Run #	Initial Weight	Final Volume
Run #1	10.0 g	1.0 ml
Run #2		

### TPH Extractable w/ Silica Gel Cleanup

CAS No.	Compound	Result	RL	MDL	Units	Q
	TPH (C10-C28)	5.35	10	5.0	mg/kg	J
	TPH (> C28-C40)	19.7	20	10	mg/kg	J

CAS No.	Surrogate Recoveries	Run# 1	Run# 2	Limits
630-01-3	Hexacosane	54%		45-140%

(a) All results reported on wet weight basis.

ND = Not detected      MDL - Method Detection Limit  
 RL = Reporting Limit

J = Indicates an estimated value  
 B = Indicates analyte found in associated method blank  
 N = Indicates presumptive evidence of a compound

## Report of Analysis

<b>Client Sample ID:</b> GG26-2.5	<b>Date Sampled:</b> 07/18/11
<b>Lab Sample ID:</b> C17043-12	<b>Date Received:</b> 07/19/11
<b>Matrix:</b> SO - Soil	<b>Percent Solids:</b> n/a <sup>a</sup>
<b>Project:</b> Romic Soil Investigation(Romic EPA) - 2081 Bay Road, East Palo Alto, CA	

### Metals Analysis

Analyte	Result	RL	Units	DF	Prep	Analyzed By	Method	Prep Method
Cadmium	< 0.89	0.89	mg/kg	1	07/19/11	07/21/11 RS	SW846 6010B <sup>1</sup>	SW846 3050B <sup>2</sup>
Chromium	32.1	0.89	mg/kg	1	07/19/11	07/21/11 RS	SW846 6010B <sup>1</sup>	SW846 3050B <sup>2</sup>
Lead	10.5	1.8	mg/kg	1	07/19/11	07/21/11 RS	SW846 6010B <sup>1</sup>	SW846 3050B <sup>2</sup>

(1) Instrument QC Batch: MA1997

(2) Prep QC Batch: MP3733

(a) All results reported on wet weight basis.

RL = Reporting Limit

## Report of Analysis

<b>Client Sample ID:</b>	GG26-5.5	<b>Date Sampled:</b>	07/18/11
<b>Lab Sample ID:</b>	C17043-13	<b>Date Received:</b>	07/19/11
<b>Matrix:</b>	SO - Soil	<b>Percent Solids:</b>	n/a <sup>a</sup>
<b>Method:</b>	SW846 8260B	<b>Project:</b> Romic Soil Investigation(Romic EPA) - 2081 Bay Road, East Palo Alto, CA	

Run #	File ID	DF	Analyzed	By	Prep Date	Prep Batch	Analytical Batch
Run #1 <sup>b</sup>	V117852.D	1	07/30/11	ANJ	n/a	n/a	N:VV5020
Run #2							

Run #	Initial Weight
Run #1	6.5 g
Run #2	

## VOA 8260 List

CAS No.	Compound	Result	RL	MDL	Units	Q
67-64-1	Acetone	ND	7.7	5.1	ug/kg	
71-43-2	Benzene	ND	0.77	0.10	ug/kg	
108-86-1	Bromobenzene	ND	3.8	0.15	ug/kg	
74-97-5	Bromochloromethane	ND	3.8	0.40	ug/kg	
75-27-4	Bromodichloromethane	ND	3.8	0.17	ug/kg	
75-25-2	Bromoform	ND	3.8	0.58	ug/kg	
74-83-9	Bromomethane	ND	3.8	0.30	ug/kg	
78-93-3	2-Butanone (MEK)	ND	7.7	3.3	ug/kg	
104-51-8	n-Butylbenzene	ND	3.8	0.18	ug/kg	
135-98-8	sec-Butylbenzene	ND	3.8	0.12	ug/kg	
98-06-6	tert-Butylbenzene	ND	3.8	0.11	ug/kg	
56-23-5	Carbon tetrachloride	ND	3.8	0.27	ug/kg	
108-90-7	Chlorobenzene	ND	3.8	0.25	ug/kg	
75-00-3	Chloroethane	ND	3.8	0.31	ug/kg	
67-66-3	Chloroform	ND	3.8	0.37	ug/kg	
74-87-3	Chloromethane	ND	3.8	0.48	ug/kg	
95-49-8	o-Chlorotoluene	ND	3.8	0.29	ug/kg	
106-43-4	p-Chlorotoluene	ND	3.8	0.16	ug/kg	
108-20-3	Di-Isopropyl ether	ND	3.8	0.098	ug/kg	
96-12-8	1,2-Dibromo-3-chloropropane	ND	7.7	1.2	ug/kg	
124-48-1	Dibromochloromethane	ND	3.8	0.13	ug/kg	
106-93-4	1,2-Dibromoethane	ND	0.77	0.18	ug/kg	
95-50-1	1,2-Dichlorobenzene	ND	3.8	0.21	ug/kg	
541-73-1	1,3-Dichlorobenzene	ND	3.8	0.15	ug/kg	
106-46-7	1,4-Dichlorobenzene	ND	3.8	0.13	ug/kg	
75-71-8	Dichlorodifluoromethane	ND	3.8	0.25	ug/kg	
75-34-3	1,1-Dichloroethane	ND	3.8	0.17	ug/kg	
107-06-2	1,2-Dichloroethane	ND	0.77	0.14	ug/kg	
75-35-4	1,1-Dichloroethene	ND	3.8	0.47	ug/kg	
156-59-2	cis-1,2-Dichloroethene	ND	3.8	0.25	ug/kg	
156-60-5	trans-1,2-Dichloroethene	ND	3.8	0.33	ug/kg	
78-87-5	1,2-Dichloropropane	ND	3.8	0.20	ug/kg	

ND = Not detected MDL - Method Detection Limit

RL = Reporting Limit

E = Indicates value exceeds calibration range

J = Indicates an estimated value

B = Indicates analyte found in associated method blank

N = Indicates presumptive evidence of a compound

## Report of Analysis

<b>Client Sample ID:</b>	GG26-5.5	<b>Date Sampled:</b>	07/18/11
<b>Lab Sample ID:</b>	C17043-13	<b>Date Received:</b>	07/19/11
<b>Matrix:</b>	SO - Soil	<b>Percent Solids:</b>	n/a <sup>a</sup>
<b>Method:</b>	SW846 8260B		
<b>Project:</b>	Romic Soil Investigation(Romic EPA) - 2081 Bay Road,East Palo Alto,CA		

## VOA 8260 List

CAS No.	Compound	Result	RL	MDL	Units	Q
142-28-9	1,3-Dichloropropane	ND	3.8	0.29	ug/kg	
594-20-7	2,2-Dichloropropane	ND	3.8	0.13	ug/kg	
563-58-6	1,1-Dichloropropene	ND	3.8	0.16	ug/kg	
10061-01-5	cis-1,3-Dichloropropene	ND	3.8	0.12	ug/kg	
10061-02-6	trans-1,3-Dichloropropene	ND	3.8	0.26	ug/kg	
100-41-4	Ethylbenzene	ND	0.77	0.11	ug/kg	
87-68-3	Hexachlorobutadiene	ND	3.8	0.40	ug/kg	
591-78-6	2-Hexanone	ND	3.8	1.9	ug/kg	
98-82-8	Isopropylbenzene	ND	3.8	0.11	ug/kg	
99-87-6	p-Isopropyltoluene	ND	3.8	0.23	ug/kg	
1634-04-4	Methyl Tert Butyl Ether	ND	0.77	0.14	ug/kg	
108-10-1	4-Methyl-2-pentanone(MIBK)	ND	3.8	2.0	ug/kg	
74-95-3	Methylene bromide	ND	3.8	0.44	ug/kg	
75-09-2	Methylene chloride	ND	3.8	0.18	ug/kg	
91-20-3	Naphthalene	ND	3.8	0.82	ug/kg	
103-65-1	n-Propylbenzene	ND	3.8	0.27	ug/kg	
100-42-5	Styrene	ND	3.8	0.14	ug/kg	
75-65-0	Tert Butyl Alcohol	ND	19	4.4	ug/kg	
994-05-8	tert-Amyl Methyl Ether	ND	3.8	0.11	ug/kg	
637-92-3	tert-Butyl Ethyl Ether	ND	3.8	0.11	ug/kg	
630-20-6	1,1,1,2-Tetrachloroethane	ND	3.8	0.14	ug/kg	
79-34-5	1,1,2,2-Tetrachloroethane	ND	3.8	0.14	ug/kg	
127-18-4	Tetrachloroethene	ND	3.8	0.15	ug/kg	
108-88-3	Toluene	ND	0.77	0.29	ug/kg	
87-61-6	1,2,3-Trichlorobenzene	ND	3.8	0.34	ug/kg	
120-82-1	1,2,4-Trichlorobenzene	ND	3.8	0.26	ug/kg	
71-55-6	1,1,1-Trichloroethane	ND	3.8	0.19	ug/kg	
79-00-5	1,1,2-Trichloroethane	ND	3.8	0.33	ug/kg	
79-01-6	Trichloroethene	ND	3.8	0.19	ug/kg	
75-69-4	Trichlorofluoromethane	ND	3.8	0.37	ug/kg	
96-18-4	1,2,3-Trichloropropane	ND	3.8	0.82	ug/kg	
95-63-6	1,2,4-Trimethylbenzene	ND	3.8	0.86	ug/kg	
108-67-8	1,3,5-Trimethylbenzene	ND	3.8	0.098	ug/kg	
75-01-4	Vinyl chloride	ND	3.8	0.35	ug/kg	
1330-20-7	Xylene (total)	ND	0.77	0.14	ug/kg	

CAS No.	Surrogate Recoveries	Run# 1	Run# 2	Limits
1868-53-7	Dibromofluoromethane	107%		67-131%
17060-07-0	1,2-Dichloroethane-D4	100%		66-130%

ND = Not detected MDL - Method Detection Limit

RL = Reporting Limit

E = Indicates value exceeds calibration range

J = Indicates an estimated value

B = Indicates analyte found in associated method blank

N = Indicates presumptive evidence of a compound

## Report of Analysis

<b>Client Sample ID:</b>	GG26-5.5	<b>Date Sampled:</b>	07/18/11
<b>Lab Sample ID:</b>	C17043-13	<b>Date Received:</b>	07/19/11
<b>Matrix:</b>	SO - Soil	<b>Percent Solids:</b>	n/a <sup>a</sup>
<b>Method:</b>	SW846 8260B	<b>Project:</b> Romic Soil Investigation(Romic EPA) - 2081 Bay Road, East Palo Alto, CA	

### VOA 8260 List

CAS No.	Surrogate Recoveries	Run# 1	Run# 2	Limits
2037-26-5	Toluene-D8	106%		76-125%
460-00-4	4-Bromofluorobenzene	99%		53-142%

- (a) All results reported on wet weight basis.
- (b) Analysis performed at Accutest Laboratories, Dayton, NJ.

ND = Not detected      MDL - Method Detection Limit  
 RL = Reporting Limit  
 E = Indicates value exceeds calibration range

J = Indicates an estimated value  
 B = Indicates analyte found in associated method blank  
 N = Indicates presumptive evidence of a compound

## Report of Analysis

<b>Client Sample ID:</b> GG26-5.5	<b>Date Sampled:</b> 07/18/11
<b>Lab Sample ID:</b> C17043-13	<b>Date Received:</b> 07/19/11
<b>Matrix:</b> SO - Soil	<b>Percent Solids:</b> n/a <sup>a</sup>
<b>Method:</b> SW846 8015B	
<b>Project:</b> Romic Soil Investigation(Romic EPA) - 2081 Bay Road, East Palo Alto, CA	

Run #	File ID	DF	Analyzed	By	Prep Date	Prep Batch	Analytical Batch
Run #1	JK21378.D	1	07/29/11	TT	n/a	n/a	GJK884
Run #2							

Run #	Initial Weight
Run #1	5.24 g
Run #2	

### TPH Volatiles

CAS No.	Compound	Result	RL	MDL	Units	Q
	TPH-GRO (C6-C10)	ND	0.095	0.048	mg/kg	
CAS No.	Surrogate Recoveries	Run# 1	Run# 2	Limits		
98-08-8	aaa-Trifluorotoluene	89%		60-157%		

(a) All results reported on wet weight basis.

ND = Not detected      MDL - Method Detection Limit  
 RL = Reporting Limit

J = Indicates an estimated value  
 B = Indicates analyte found in associated method blank  
 N = Indicates presumptive evidence of a compound



## Report of Analysis

<b>Client Sample ID:</b> GG26-5.5	<b>Date Sampled:</b> 07/18/11
<b>Lab Sample ID:</b> C17043-13	<b>Date Received:</b> 07/19/11
<b>Matrix:</b> SO - Soil	<b>Percent Solids:</b> n/a <sup>a</sup>
<b>Method:</b> SW846 8015B M SW846 3545A	
<b>Project:</b> Romic Soil Investigation(Romic EPA) - 2081 Bay Road, East Palo Alto, CA	

Run #	File ID	DF	Analyzed	By	Prep Date	Prep Batch	Analytical Batch
Run #1	GG27212.D	1	07/27/11	JH	07/26/11	OP4309	GGG730
Run #2							

Run #	Initial Weight	Final Volume
Run #1	10.1 g	1.0 ml
Run #2		

### TPH Extractable w/ Silica Gel Cleanup

CAS No.	Compound	Result	RL	MDL	Units	Q
	TPH (C10-C28)	ND	9.9	5.0	mg/kg	
	TPH (> C28-C40)	ND	20	9.9	mg/kg	

CAS No.	Surrogate Recoveries	Run# 1	Run# 2	Limits
630-01-3	Hexacosane	57%		45-140%

(a) All results reported on wet weight basis.

ND = Not detected      MDL - Method Detection Limit  
 RL = Reporting Limit  
 E = Indicates value exceeds calibration range

J = Indicates an estimated value  
 B = Indicates analyte found in associated method blank  
 N = Indicates presumptive evidence of a compound

## Report of Analysis

<b>Client Sample ID:</b> GG26-5.5	<b>Date Sampled:</b> 07/18/11
<b>Lab Sample ID:</b> C17043-13	<b>Date Received:</b> 07/19/11
<b>Matrix:</b> SO - Soil	<b>Percent Solids:</b> n/a <sup>a</sup>
<b>Project:</b> Romic Soil Investigation(Romic EPA) - 2081 Bay Road, East Palo Alto, CA	

### Metals Analysis

Analyte	Result	RL	Units	DF	Prep	Analyzed By	Method	Prep Method
Cadmium	< 0.99	0.99	mg/kg	1	07/19/11	07/21/11 RS	SW846 6010B <sup>1</sup>	SW846 3050B <sup>2</sup>
Chromium	34.3	0.99	mg/kg	1	07/19/11	07/21/11 RS	SW846 6010B <sup>1</sup>	SW846 3050B <sup>2</sup>
Lead	4.8	2.0	mg/kg	1	07/19/11	07/21/11 RS	SW846 6010B <sup>1</sup>	SW846 3050B <sup>2</sup>

(1) Instrument QC Batch: MA1997

(2) Prep QC Batch: MP3733

(a) All results reported on wet weight basis.

---

RL = Reporting Limit

## Report of Analysis

<b>Client Sample ID:</b> NN23-0.0	<b>Date Sampled:</b> 07/18/11
<b>Lab Sample ID:</b> C17043-14	<b>Date Received:</b> 07/19/11
<b>Matrix:</b> SO - Soil	<b>Percent Solids:</b> n/a <sup>a</sup>
<b>Method:</b> SW846 8015B	
<b>Project:</b> Romic Soil Investigation(Romic EPA) - 2081 Bay Road, East Palo Alto, CA	

Run #	File ID	DF	Analyzed	By	Prep Date	Prep Batch	Analytical Batch
Run #1	JK21379.D	1	07/29/11	TT	n/a	n/a	GJK884
Run #2							

Run #	Initial Weight
Run #1	5.24 g
Run #2	

**TPH Volatiles**

CAS No.	Compound	Result	RL	MDL	Units	Q
	TPH-GRO (C6-C10)	ND	0.095	0.048	mg/kg	
CAS No.	Surrogate Recoveries	Run# 1	Run# 2	Limits		
98-08-8	aaa-Trifluorotoluene	85%		60-157%		

(a) All results reported on wet weight basis.

ND = Not detected      MDL - Method Detection Limit  
 RL = Reporting Limit  
 E = Indicates value exceeds calibration range

J = Indicates an estimated value  
 B = Indicates analyte found in associated method blank  
 N = Indicates presumptive evidence of a compound

## Report of Analysis

<b>Client Sample ID:</b> NN23-0.0		<b>Date Sampled:</b> 07/18/11
<b>Lab Sample ID:</b> C17043-14		<b>Date Received:</b> 07/19/11
<b>Matrix:</b> SO - Soil		<b>Percent Solids:</b> n/a <sup>a</sup>
<b>Method:</b> SW846 8015B M SW846 3545A		
<b>Project:</b> Romc Soil Investigation(Romc EPA) - 2081 Bay Road, East Palo Alto, CA		

Run #	File ID	DF	Analyzed	By	Prep Date	Prep Batch	Analytical Batch
Run #1	HH15549.D	10	07/27/11	JH	07/21/11	OP4276	GHH531
Run #2							

Run #	Initial Weight	Final Volume
Run #1	10.0 g	1.0 ml
Run #2		

### TPH Extractable w/ Silica Gel Cleanup

CAS No.	Compound	Result	RL	MDL	Units	Q
	TPH (C10-C28)	89.0	100	50	mg/kg	J
	TPH (> C28-C40)	706	200	100	mg/kg	

CAS No.	Surrogate Recoveries	Run# 1	Run# 2	Limits
630-01-3	Hexacosane	62%		45-140%

(a) All results reported on wet weight basis.

ND = Not detected      MDL - Method Detection Limit  
 RL = Reporting Limit  
 E = Indicates value exceeds calibration range

J = Indicates an estimated value  
 B = Indicates analyte found in associated method blank  
 N = Indicates presumptive evidence of a compound

## Report of Analysis

<b>Client Sample ID:</b> NN23-0.0	<b>Date Sampled:</b> 07/18/11
<b>Lab Sample ID:</b> C17043-14	<b>Date Received:</b> 07/19/11
<b>Matrix:</b> SO - Soil	<b>Percent Solids:</b> n/a <sup>a</sup>
<b>Project:</b> Romic Soil Investigation(Romic EPA) - 2081 Bay Road, East Palo Alto, CA	

### Metals Analysis

Analyte	Result	RL	Units	DF	Prep	Analyzed By	Method	Prep Method
Cadmium	< 0.96	0.96	mg/kg	1	07/19/11	07/21/11 RS	SW846 6010B <sup>1</sup>	SW846 3050B <sup>2</sup>
Chromium	59.5	0.96	mg/kg	1	07/19/11	07/21/11 RS	SW846 6010B <sup>1</sup>	SW846 3050B <sup>2</sup>
Lead	88.4	1.9	mg/kg	1	07/19/11	07/21/11 RS	SW846 6010B <sup>1</sup>	SW846 3050B <sup>2</sup>

(1) Instrument QC Batch: MA1997

(2) Prep QC Batch: MP3733

(a) All results reported on wet weight basis.

RL = Reporting Limit

## Report of Analysis

<b>Client Sample ID:</b>	NN23-2.5	<b>Date Sampled:</b>	07/18/11
<b>Lab Sample ID:</b>	C17043-15	<b>Date Received:</b>	07/19/11
<b>Matrix:</b>	SO - Soil	<b>Percent Solids:</b>	n/a <sup>a</sup>
<b>Method:</b>	SW846 8260B	<b>Project:</b> Romic Soil Investigation(Romic EPA) - 2081 Bay Road, East Palo Alto, CA	

Run #	File ID	DF	Analyzed	By	Prep Date	Prep Batch	Analytical Batch
Run #1 <sup>b</sup>	3C77632.D	1	07/29/11	ANJ	n/a	n/a	N:V3C3432
Run #2							

Run #	Initial Weight
Run #1	5.8 g
Run #2	

## VOA 8260 List

CAS No.	Compound	Result	RL	MDL	Units	Q
67-64-1	Acetone	ND	8.6	5.7	ug/kg	
71-43-2	Benzene	ND	0.86	0.11	ug/kg	
108-86-1	Bromobenzene	ND	4.3	0.17	ug/kg	
74-97-5	Bromochloromethane	ND	4.3	0.45	ug/kg	
75-27-4	Bromodichloromethane	ND	4.3	0.19	ug/kg	
75-25-2	Bromoform	ND	4.3	0.65	ug/kg	
74-83-9	Bromomethane	ND	4.3	0.34	ug/kg	
78-93-3	2-Butanone (MEK)	ND	8.6	3.7	ug/kg	
104-51-8	n-Butylbenzene	ND	4.3	0.20	ug/kg	
135-98-8	sec-Butylbenzene	ND	4.3	0.14	ug/kg	
98-06-6	tert-Butylbenzene	ND	4.3	0.12	ug/kg	
56-23-5	Carbon tetrachloride	ND	4.3	0.30	ug/kg	
108-90-7	Chlorobenzene	ND	4.3	0.28	ug/kg	
75-00-3	Chloroethane	ND	4.3	0.35	ug/kg	
67-66-3	Chloroform	ND	4.3	0.42	ug/kg	
74-87-3	Chloromethane	ND	4.3	0.54	ug/kg	
95-49-8	o-Chlorotoluene	ND	4.3	0.32	ug/kg	
106-43-4	p-Chlorotoluene	ND	4.3	0.18	ug/kg	
108-20-3	Di-Isopropyl ether	ND	4.3	0.11	ug/kg	
96-12-8	1,2-Dibromo-3-chloropropane	ND	8.6	1.3	ug/kg	
124-48-1	Dibromochloromethane	ND	4.3	0.14	ug/kg	
106-93-4	1,2-Dibromoethane	ND	0.86	0.21	ug/kg	
95-50-1	1,2-Dichlorobenzene	ND	4.3	0.24	ug/kg	
541-73-1	1,3-Dichlorobenzene	ND	4.3	0.17	ug/kg	
106-46-7	1,4-Dichlorobenzene	ND	4.3	0.15	ug/kg	
75-71-8	Dichlorodifluoromethane	ND	4.3	0.28	ug/kg	
75-34-3	1,1-Dichloroethane	ND	4.3	0.19	ug/kg	
107-06-2	1,2-Dichloroethane	ND	0.86	0.16	ug/kg	
75-35-4	1,1-Dichloroethene	ND	4.3	0.53	ug/kg	
156-59-2	cis-1,2-Dichloroethene	ND	4.3	0.28	ug/kg	
156-60-5	trans-1,2-Dichloroethene	ND	4.3	0.37	ug/kg	
78-87-5	1,2-Dichloropropane	ND	4.3	0.23	ug/kg	

ND = Not detected MDL - Method Detection Limit

RL = Reporting Limit

E = Indicates value exceeds calibration range

J = Indicates an estimated value

B = Indicates analyte found in associated method blank

N = Indicates presumptive evidence of a compound

## Report of Analysis

<b>Client Sample ID:</b>	NN23-2.5	<b>Date Sampled:</b>	07/18/11
<b>Lab Sample ID:</b>	C17043-15	<b>Date Received:</b>	07/19/11
<b>Matrix:</b>	SO - Soil	<b>Percent Solids:</b>	n/a <sup>a</sup>
<b>Method:</b>	SW846 8260B	<b>Project:</b> Romic Soil Investigation(Romic EPA) - 2081 Bay Road,East Palo Alto,CA	

### VOA 8260 List

CAS No.	Compound	Result	RL	MDL	Units	Q
142-28-9	1,3-Dichloropropane	ND	4.3	0.32	ug/kg	
594-20-7	2,2-Dichloropropane	ND	4.3	0.15	ug/kg	
563-58-6	1,1-Dichloropropene	ND	4.3	0.18	ug/kg	
10061-01-5	cis-1,3-Dichloropropene	ND	4.3	0.13	ug/kg	
10061-02-6	trans-1,3-Dichloropropene	ND	4.3	0.29	ug/kg	
100-41-4	Ethylbenzene	ND	0.86	0.13	ug/kg	
87-68-3	Hexachlorobutadiene	ND	4.3	0.45	ug/kg	
591-78-6	2-Hexanone	ND	4.3	2.1	ug/kg	
98-82-8	Isopropylbenzene	ND	4.3	0.12	ug/kg	
99-87-6	p-Isopropyltoluene	ND	4.3	0.26	ug/kg	
1634-04-4	Methyl Tert Butyl Ether	ND	0.86	0.15	ug/kg	
108-10-1	4-Methyl-2-pentanone(MIBK)	ND	4.3	2.3	ug/kg	
74-95-3	Methylene bromide	ND	4.3	0.49	ug/kg	
75-09-2	Methylene chloride	ND	4.3	0.20	ug/kg	
91-20-3	Naphthalene	ND	4.3	0.91	ug/kg	
103-65-1	n-Propylbenzene	ND	4.3	0.30	ug/kg	
100-42-5	Styrene	ND	4.3	0.16	ug/kg	
75-65-0	Tert Butyl Alcohol	ND	22	5.0	ug/kg	
994-05-8	tert-Amyl Methyl Ether	ND	4.3	0.13	ug/kg	
637-92-3	tert-Butyl Ethyl Ether	ND	4.3	0.12	ug/kg	
630-20-6	1,1,1,2-Tetrachloroethane	ND	4.3	0.16	ug/kg	
79-34-5	1,1,2,2-Tetrachloroethane	ND	4.3	0.15	ug/kg	
127-18-4	Tetrachloroethene	ND	4.3	0.16	ug/kg	
108-88-3	Toluene	ND	0.86	0.33	ug/kg	
87-61-6	1,2,3-Trichlorobenzene	ND	4.3	0.38	ug/kg	
120-82-1	1,2,4-Trichlorobenzene	ND	4.3	0.29	ug/kg	
71-55-6	1,1,1-Trichloroethane	ND	4.3	0.21	ug/kg	
79-00-5	1,1,2-Trichloroethane	ND	4.3	0.37	ug/kg	
79-01-6	Trichloroethene	ND	4.3	0.21	ug/kg	
75-69-4	Trichlorofluoromethane	ND	4.3	0.42	ug/kg	
96-18-4	1,2,3-Trichloropropane	ND	4.3	0.92	ug/kg	
95-63-6	1,2,4-Trimethylbenzene	ND	4.3	0.97	ug/kg	
108-67-8	1,3,5-Trimethylbenzene	ND	4.3	0.11	ug/kg	
75-01-4	Vinyl chloride	ND	4.3	0.40	ug/kg	
1330-20-7	Xylene (total)	ND	0.86	0.16	ug/kg	

CAS No.	Surrogate Recoveries	Run# 1	Run# 2	Limits
1868-53-7	Dibromofluoromethane	102%		67-131%
17060-07-0	1,2-Dichloroethane-D4	100%		66-130%

ND = Not detected      MDL - Method Detection Limit  
 RL = Reporting Limit  
 E = Indicates value exceeds calibration range

J = Indicates an estimated value  
 B = Indicates analyte found in associated method blank  
 N = Indicates presumptive evidence of a compound

## Report of Analysis

<b>Client Sample ID:</b> NN23-2.5	
<b>Lab Sample ID:</b> C17043-15	<b>Date Sampled:</b> 07/18/11
<b>Matrix:</b> SO - Soil	<b>Date Received:</b> 07/19/11
<b>Method:</b> SW846 8260B	<b>Percent Solids:</b> n/a <sup>a</sup>
<b>Project:</b> Romic Soil Investigation(Romic EPA) - 2081 Bay Road, East Palo Alto, CA	

### VOA 8260 List

CAS No.	Surrogate Recoveries	Run# 1	Run# 2	Limits
2037-26-5	Toluene-D8	99%		76-125%
460-00-4	4-Bromofluorobenzene	103%		53-142%

- (a) All results reported on wet weight basis.
- (b) Analysis performed at Accutest Laboratories, Dayton, NJ.

ND = Not detected      MDL - Method Detection Limit  
 RL = Reporting Limit  
 E = Indicates value exceeds calibration range

J = Indicates an estimated value  
 B = Indicates analyte found in associated method blank  
 N = Indicates presumptive evidence of a compound



## Report of Analysis

<b>Client Sample ID:</b> NN23-2.5	<b>Date Sampled:</b> 07/18/11
<b>Lab Sample ID:</b> C17043-15	<b>Date Received:</b> 07/19/11
<b>Matrix:</b> SO - Soil	<b>Percent Solids:</b> n/a <sup>a</sup>
<b>Method:</b> SW846 8015B	
<b>Project:</b> Romic Soil Investigation(Romic EPA) - 2081 Bay Road, East Palo Alto, CA	

Run #	File ID	DF	Analyzed	By	Prep Date	Prep Batch	Analytical Batch
Run #1	JK21380.D	1	07/29/11	TT	n/a	n/a	GJK884
Run #2							

Run #	Initial Weight
Run #1	5.04 g
Run #2	

**TPH Volatiles**

CAS No.	Compound	Result	RL	MDL	Units	Q
	TPH-GRO (C6-C10)	ND	0.099	0.050	mg/kg	
CAS No.	Surrogate Recoveries	Run# 1	Run# 2	Limits		
98-08-8	aaa-Trifluorotoluene	90%		60-157%		

(a) All results reported on wet weight basis.

ND = Not detected      MDL - Method Detection Limit  
 RL = Reporting Limit  
 E = Indicates value exceeds calibration range

J = Indicates an estimated value  
 B = Indicates analyte found in associated method blank  
 N = Indicates presumptive evidence of a compound

## Report of Analysis

<b>Client Sample ID:</b> NN23-2.5	<b>Date Sampled:</b> 07/18/11
<b>Lab Sample ID:</b> C17043-15	<b>Date Received:</b> 07/19/11
<b>Matrix:</b> SO - Soil	<b>Percent Solids:</b> n/a <sup>a</sup>
<b>Method:</b> SW846 8015B M SW846 3545A	
<b>Project:</b> Romic Soil Investigation(Romic EPA) - 2081 Bay Road, East Palo Alto, CA	

	File ID	DF	Analyzed	By	Prep Date	Prep Batch	Analytical Batch
Run #1	GG27015.D	1	07/24/11	JH	07/21/11	OP4276	GGG727
Run #2							

	Initial Weight	Final Volume
Run #1	10.0 g	1.0 ml
Run #2		

### TPH Extractable w/ Silica Gel Cleanup

CAS No.	Compound	Result	RL	MDL	Units	Q
	TPH (C10-C28)	ND	10	5.0	mg/kg	
	TPH (> C28-C40)	ND	20	10	mg/kg	

CAS No.	Surrogate Recoveries	Run# 1	Run# 2	Limits
630-01-3	Hexacosane	67%		45-140%

(a) All results reported on wet weight basis.

ND = Not detected      MDL - Method Detection Limit  
 RL = Reporting Limit  
 E = Indicates value exceeds calibration range

J = Indicates an estimated value  
 B = Indicates analyte found in associated method blank  
 N = Indicates presumptive evidence of a compound

## Report of Analysis

<b>Client Sample ID:</b> NN23-2.5	<b>Date Sampled:</b> 07/18/11
<b>Lab Sample ID:</b> C17043-15	<b>Date Received:</b> 07/19/11
<b>Matrix:</b> SO - Soil	<b>Percent Solids:</b> n/a <sup>a</sup>
<b>Project:</b> Romic Soil Investigation(Romic EPA) - 2081 Bay Road, East Palo Alto, CA	

### Metals Analysis

Analyte	Result	RL	Units	DF	Prep	Analyzed By	Method	Prep Method
Cadmium	< 0.86	0.86	mg/kg	1	07/19/11	07/21/11 RS	SW846 6010B <sup>1</sup>	SW846 3050B <sup>2</sup>
Chromium	35.5	0.86	mg/kg	1	07/19/11	07/21/11 RS	SW846 6010B <sup>1</sup>	SW846 3050B <sup>2</sup>
Lead	5.8	1.7	mg/kg	1	07/19/11	07/21/11 RS	SW846 6010B <sup>1</sup>	SW846 3050B <sup>2</sup>

(1) Instrument QC Batch: MA1997

(2) Prep QC Batch: MP3733

(a) All results reported on wet weight basis.

RL = Reporting Limit

## Report of Analysis

<b>Client Sample ID:</b>	NN23-5.5	<b>Date Sampled:</b>	07/18/11
<b>Lab Sample ID:</b>	C17043-16	<b>Date Received:</b>	07/19/11
<b>Matrix:</b>	SO - Soil	<b>Percent Solids:</b>	n/a <sup>a</sup>
<b>Method:</b>	SW846 8260B	<b>Project:</b> Romic Soil Investigation(Romic EPA) - 2081 Bay Road, East Palo Alto, CA	

Run #	File ID	DF	Analyzed	By	Prep Date	Prep Batch	Analytical Batch
Run #1 <sup>b</sup>	3C77633.D	1	07/29/11	ANJ	n/a	n/a	N:V3C3432
Run #2							

Run #	Initial Weight
Run #1	6.6 g
Run #2	

## VOA 8260 List

CAS No.	Compound	Result	RL	MDL	Units	Q
67-64-1	Acetone	ND	7.6	5.0	ug/kg	
71-43-2	Benzene	ND	0.76	0.10	ug/kg	
108-86-1	Bromobenzene	ND	3.8	0.15	ug/kg	
74-97-5	Bromochloromethane	ND	3.8	0.39	ug/kg	
75-27-4	Bromodichloromethane	ND	3.8	0.17	ug/kg	
75-25-2	Bromoform	ND	3.8	0.57	ug/kg	
74-83-9	Bromomethane	ND	3.8	0.30	ug/kg	
78-93-3	2-Butanone (MEK)	ND	7.6	3.3	ug/kg	
104-51-8	n-Butylbenzene	ND	3.8	0.18	ug/kg	
135-98-8	sec-Butylbenzene	ND	3.8	0.12	ug/kg	
98-06-6	tert-Butylbenzene	ND	3.8	0.10	ug/kg	
56-23-5	Carbon tetrachloride	ND	3.8	0.26	ug/kg	
108-90-7	Chlorobenzene	ND	3.8	0.24	ug/kg	
75-00-3	Chloroethane	ND	3.8	0.31	ug/kg	
67-66-3	Chloroform	ND	3.8	0.37	ug/kg	
74-87-3	Chloromethane	ND	3.8	0.47	ug/kg	
95-49-8	o-Chlorotoluene	ND	3.8	0.28	ug/kg	
106-43-4	p-Chlorotoluene	ND	3.8	0.16	ug/kg	
108-20-3	Di-Isopropyl ether	ND	3.8	0.096	ug/kg	
96-12-8	1,2-Dibromo-3-chloropropane	ND	7.6	1.1	ug/kg	
124-48-1	Dibromochloromethane	ND	3.8	0.13	ug/kg	
106-93-4	1,2-Dibromoethane	ND	0.76	0.18	ug/kg	
95-50-1	1,2-Dichlorobenzene	ND	3.8	0.21	ug/kg	
541-73-1	1,3-Dichlorobenzene	ND	3.8	0.15	ug/kg	
106-46-7	1,4-Dichlorobenzene	ND	3.8	0.13	ug/kg	
75-71-8	Dichlorodifluoromethane	ND	3.8	0.24	ug/kg	
75-34-3	1,1-Dichloroethane	ND	3.8	0.17	ug/kg	
107-06-2	1,2-Dichloroethane	ND	0.76	0.14	ug/kg	
75-35-4	1,1-Dichloroethene	ND	3.8	0.46	ug/kg	
156-59-2	cis-1,2-Dichloroethene	ND	3.8	0.24	ug/kg	
156-60-5	trans-1,2-Dichloroethene	ND	3.8	0.32	ug/kg	
78-87-5	1,2-Dichloropropane	ND	3.8	0.20	ug/kg	

ND = Not detected MDL - Method Detection Limit

RL = Reporting Limit

E = Indicates value exceeds calibration range

J = Indicates an estimated value

B = Indicates analyte found in associated method blank

N = Indicates presumptive evidence of a compound

## Report of Analysis

<b>Client Sample ID:</b>	NN23-5.5	<b>Date Sampled:</b>	07/18/11
<b>Lab Sample ID:</b>	C17043-16	<b>Date Received:</b>	07/19/11
<b>Matrix:</b>	SO - Soil	<b>Percent Solids:</b>	n/a <sup>a</sup>
<b>Method:</b>	SW846 8260B	<b>Project:</b> Romic Soil Investigation(Romic EPA) - 2081 Bay Road, East Palo Alto, CA	

**VOA 8260 List**

CAS No.	Compound	Result	RL	MDL	Units	Q
142-28-9	1,3-Dichloropropane	ND	3.8	0.28	ug/kg	
594-20-7	2,2-Dichloropropane	ND	3.8	0.13	ug/kg	
563-58-6	1,1-Dichloropropene	ND	3.8	0.16	ug/kg	
10061-01-5	cis-1,3-Dichloropropene	ND	3.8	0.12	ug/kg	
10061-02-6	trans-1,3-Dichloropropene	ND	3.8	0.25	ug/kg	
100-41-4	Ethylbenzene	ND	0.76	0.11	ug/kg	
87-68-3	Hexachlorobutadiene	ND	3.8	0.39	ug/kg	
591-78-6	2-Hexanone	ND	3.8	1.9	ug/kg	
98-82-8	Isopropylbenzene	ND	3.8	0.10	ug/kg	
99-87-6	p-Isopropyltoluene	ND	3.8	0.22	ug/kg	
1634-04-4	Methyl Tert Butyl Ether	ND	0.76	0.14	ug/kg	
108-10-1	4-Methyl-2-pentanone(MIBK)	ND	3.8	2.0	ug/kg	
74-95-3	Methylene bromide	ND	3.8	0.43	ug/kg	
75-09-2	Methylene chloride	ND	3.8	0.17	ug/kg	
91-20-3	Naphthalene	ND	3.8	0.80	ug/kg	
103-65-1	n-Propylbenzene	ND	3.8	0.26	ug/kg	
100-42-5	Styrene	ND	3.8	0.14	ug/kg	
75-65-0	Tert Butyl Alcohol	ND	19	4.4	ug/kg	
994-05-8	tert-Amyl Methyl Ether	ND	3.8	0.11	ug/kg	
637-92-3	tert-Butyl Ethyl Ether	ND	3.8	0.11	ug/kg	
630-20-6	1,1,1,2-Tetrachloroethane	ND	3.8	0.14	ug/kg	
79-34-5	1,1,2,2-Tetrachloroethane	ND	3.8	0.14	ug/kg	
127-18-4	Tetrachloroethene	ND	3.8	0.14	ug/kg	
108-88-3	Toluene	ND	0.76	0.29	ug/kg	
87-61-6	1,2,3-Trichlorobenzene	ND	3.8	0.33	ug/kg	
120-82-1	1,2,4-Trichlorobenzene	ND	3.8	0.26	ug/kg	
71-55-6	1,1,1-Trichloroethane	ND	3.8	0.18	ug/kg	
79-00-5	1,1,2-Trichloroethane	ND	3.8	0.33	ug/kg	
79-01-6	Trichloroethene	ND	3.8	0.19	ug/kg	
75-69-4	Trichlorofluoromethane	ND	3.8	0.37	ug/kg	
96-18-4	1,2,3-Trichloropropane	ND	3.8	0.81	ug/kg	
95-63-6	1,2,4-Trimethylbenzene	ND	3.8	0.85	ug/kg	
108-67-8	1,3,5-Trimethylbenzene	ND	3.8	0.096	ug/kg	
75-01-4	Vinyl chloride	ND	3.8	0.35	ug/kg	
1330-20-7	Xylene (total)	ND	0.76	0.14	ug/kg	

CAS No.	Surrogate Recoveries	Run# 1	Run# 2	Limits
1868-53-7	Dibromofluoromethane	102%		67-131%
17060-07-0	1,2-Dichloroethane-D4	103%		66-130%

ND = Not detected      MDL - Method Detection Limit  
 RL = Reporting Limit  
 E = Indicates value exceeds calibration range

J = Indicates an estimated value  
 B = Indicates analyte found in associated method blank  
 N = Indicates presumptive evidence of a compound

## Report of Analysis

<b>Client Sample ID:</b> NN23-5.5		<b>Date Sampled:</b> 07/18/11
<b>Lab Sample ID:</b> C17043-16		<b>Date Received:</b> 07/19/11
<b>Matrix:</b> SO - Soil		<b>Percent Solids:</b> n/a <sup>a</sup>
<b>Method:</b> SW846 8260B		
<b>Project:</b> Romic Soil Investigation(Romic EPA) - 2081 Bay Road, East Palo Alto, CA		

**VOA 8260 List**

CAS No.	Surrogate Recoveries	Run# 1	Run# 2	Limits
2037-26-5	Toluene-D8	106%		76-125%
460-00-4	4-Bromofluorobenzene	101%		53-142%

- (a) All results reported on wet weight basis.
- (b) Analysis performed at Accutest Laboratories, Dayton, NJ.

ND = Not detected      MDL - Method Detection Limit  
 RL = Reporting Limit  
 E = Indicates value exceeds calibration range

J = Indicates an estimated value  
 B = Indicates analyte found in associated method blank  
 N = Indicates presumptive evidence of a compound

## Report of Analysis

<b>Client Sample ID:</b> NN23-5.5		
<b>Lab Sample ID:</b> C17043-16		<b>Date Sampled:</b> 07/18/11
<b>Matrix:</b> SO - Soil		<b>Date Received:</b> 07/19/11
<b>Method:</b> SW846 8015B		<b>Percent Solids:</b> n/a <sup>a</sup>
<b>Project:</b> Romic Soil Investigation(Romic EPA) - 2081 Bay Road, East Palo Alto, CA		

Run #	File ID	DF	Analyzed	By	Prep Date	Prep Batch	Analytical Batch
Run #1	JK21455.D	1	07/31/11	TT	n/a	n/a	GJK886
Run #2							

Run #	Initial Weight
Run #1	5.21 g
Run #2	

### TPH Volatiles

CAS No.	Compound	Result	RL	MDL	Units	Q
	TPH-GRO (C6-C10)	ND	0.096	0.048	mg/kg	
CAS No.	Surrogate Recoveries	Run# 1	Run# 2	Limits		
98-08-8	aaa-Trifluorotoluene	87%		60-157%		

(a) All results reported on wet weight basis.

ND = Not detected      MDL - Method Detection Limit  
 RL = Reporting Limit

J = Indicates an estimated value  
 B = Indicates analyte found in associated method blank  
 N = Indicates presumptive evidence of a compound

## Report of Analysis

<b>Client Sample ID:</b> NN23-5.5	<b>Date Sampled:</b> 07/18/11
<b>Lab Sample ID:</b> C17043-16	<b>Date Received:</b> 07/19/11
<b>Matrix:</b> SO - Soil	<b>Percent Solids:</b> n/a <sup>a</sup>
<b>Method:</b> SW846 8015B M SW846 3545A	
<b>Project:</b> Romic Soil Investigation(Romic EPA) - 2081 Bay Road, East Palo Alto, CA	

	File ID	DF	Analyzed	By	Prep Date	Prep Batch	Analytical Batch
Run #1	GG27024.D	1	07/24/11	JH	07/21/11	OP4276	GGG727
Run #2							

	Initial Weight	Final Volume
Run #1	10.0 g	1.0 ml
Run #2		

### TPH Extractable w/ Silica Gel Cleanup

CAS No.	Compound	Result	RL	MDL	Units	Q
	TPH (C10-C28)	ND	10	5.0	mg/kg	
	TPH (> C28-C40)	ND	20	10	mg/kg	

CAS No.	Surrogate Recoveries	Run# 1	Run# 2	Limits
630-01-3	Hexacosane	68%		45-140%

(a) All results reported on wet weight basis.

ND = Not detected      MDL - Method Detection Limit  
 RL = Reporting Limit  
 E = Indicates value exceeds calibration range

J = Indicates an estimated value  
 B = Indicates analyte found in associated method blank  
 N = Indicates presumptive evidence of a compound



## Report of Analysis

<b>Client Sample ID:</b> NN23-5.5	<b>Date Sampled:</b> 07/18/11
<b>Lab Sample ID:</b> C17043-16	<b>Date Received:</b> 07/19/11
<b>Matrix:</b> SO - Soil	<b>Percent Solids:</b> n/a <sup>a</sup>
<b>Project:</b> Romic Soil Investigation(Romic EPA) - 2081 Bay Road, East Palo Alto, CA	

### Metals Analysis

Analyte	Result	RL	Units	DF	Prep	Analyzed By	Method	Prep Method
Cadmium	< 0.93	0.93	mg/kg	1	07/19/11	07/22/11 RS	SW846 6010B <sup>1</sup>	SW846 3050B <sup>2</sup>
Chromium	33.4	0.93	mg/kg	1	07/19/11	07/22/11 RS	SW846 6010B <sup>1</sup>	SW846 3050B <sup>2</sup>
Lead	5.1	1.9	mg/kg	1	07/19/11	07/22/11 RS	SW846 6010B <sup>1</sup>	SW846 3050B <sup>2</sup>

(1) Instrument QC Batch: MA1997

(2) Prep QC Batch: MP3733

(a) All results reported on wet weight basis.

RL = Reporting Limit

## Report of Analysis

<b>Client Sample ID:</b> NN23-5.5		<b>Date Sampled:</b> 07/18/11
<b>Lab Sample ID:</b> C17043-16A		<b>Date Received:</b> 07/19/11
<b>Matrix:</b> SO - Soil		<b>Percent Solids:</b> n/a <sup>a</sup>
<b>Method:</b> SW846 8015B		
<b>Project:</b> Romic Soil Investigation(Romic EPA) - 2081 Bay Road, East Palo Alto, CA		

Run #	File ID	DF	Analyzed	By	Prep Date	Prep Batch	Analytical Batch
Run #1	JK21456.D	1	07/31/11	TT	n/a	n/a	GJK886
Run #2							

Run #	Initial Weight
Run #1	5.14 g
Run #2	

**TPH Volatiles**

CAS No.	Compound	Result	RL	MDL	Units	Q
	TPH-GRO (C6-C10)	ND	0.097	0.049	mg/kg	
CAS No.	Surrogate Recoveries	Run# 1	Run# 2	Limits		
98-08-8	aaa-Trifluorotoluene	85%		60-157%		

(a) All results reported on wet weight basis.

ND = Not detected      MDL - Method Detection Limit  
 RL = Reporting Limit  
 E = Indicates value exceeds calibration range

J = Indicates an estimated value  
 B = Indicates analyte found in associated method blank  
 N = Indicates presumptive evidence of a compound

## Report of Analysis

<b>Client Sample ID:</b> NN23-5.5		<b>Date Sampled:</b> 07/18/11
<b>Lab Sample ID:</b> C17043-16A		<b>Date Received:</b> 07/19/11
<b>Matrix:</b> SO - Soil		<b>Percent Solids:</b> n/a <sup>a</sup>
<b>Method:</b> SW846 8015B M SW846 3545A		
<b>Project:</b> Romic Soil Investigation(Romic EPA) - 2081 Bay Road, East Palo Alto, CA		

Run #	File ID	DF	Analyzed	By	Prep Date	Prep Batch	Analytical Batch
Run #1	GG27012.D	1	07/24/11	JH	07/21/11	OP4277	GGG727
Run #2							

Run #	Initial Weight	Final Volume
Run #1	10.1 g	1.0 ml
Run #2		

### TPH Extractable w/ Silica Gel Cleanup

CAS No.	Compound	Result	RL	MDL	Units	Q
	TPH (C10-C28)	ND	9.9	5.0	mg/kg	
	TPH (> C28-C40)	ND	20	9.9	mg/kg	

CAS No.	Surrogate Recoveries	Run# 1	Run# 2	Limits
630-01-3	Hexacosane	51%		45-140%

(a) All results reported on wet weight basis.

ND = Not detected      MDL - Method Detection Limit  
 RL = Reporting Limit

J = Indicates an estimated value  
 B = Indicates analyte found in associated method blank  
 N = Indicates presumptive evidence of a compound

## Report of Analysis

<b>Client Sample ID:</b>	NN23-5.5	<b>Date Sampled:</b>	07/18/11
<b>Lab Sample ID:</b>	C17043-16A	<b>Date Received:</b>	07/19/11
<b>Matrix:</b>	SO - Soil	<b>Percent Solids:</b>	n/a <sup>a</sup>
<b>Project:</b>	Romic Soil Investigation(Romic EPA) - 2081 Bay Road, East Palo Alto, CA		

### Metals Analysis

Analyte	Result	RL	Units	DF	Prep	Analyzed By	Method	Prep Method
Cadmium	< 0.93	0.93	mg/kg	1	07/22/11	07/27/11 DQ	SW846 6010B <sup>1</sup>	SW846 3050B <sup>2</sup>
Chromium	33.9	0.93	mg/kg	1	07/22/11	07/27/11 DQ	SW846 6010B <sup>1</sup>	SW846 3050B <sup>2</sup>
Lead	5.5	1.9	mg/kg	1	07/22/11	07/27/11 DQ	SW846 6010B <sup>1</sup>	SW846 3050B <sup>2</sup>

(1) Instrument QC Batch: MA2008

(2) Prep QC Batch: MP3750

(a) All results reported on wet weight basis.

RL = Reporting Limit

## Report of Analysis

<b>Client Sample ID:</b>	P17-0.5	<b>Date Sampled:</b>	07/18/11
<b>Lab Sample ID:</b>	C17043-17	<b>Date Received:</b>	07/19/11
<b>Matrix:</b>	SO - Soil	<b>Percent Solids:</b>	n/a <sup>a</sup>
<b>Method:</b>	SW846 8260B	<b>Project:</b> Romic Soil Investigation(Romic EPA) - 2081 Bay Road, East Palo Alto, CA	

Run #	File ID	DF	Analyzed	By	Prep Date	Prep Batch	Analytical Batch
Run #1 <sup>b</sup>	3A95348.D	1	07/30/11	ANJ	n/a	n/a	N:V3A4092
Run #2							

Run #	Initial Weight	Final Volume	Methanol Aliquot
Run #1	6.8 g	5.0 ml	4.0 ul
Run #2			

## VOA 8260 List

CAS No.	Compound	Result	RL	MDL	Units	Q
67-64-1	Acetone	ND	9200	6100	ug/kg	
71-43-2	Benzene	ND	920	120	ug/kg	
108-86-1	Bromobenzene	ND	4600	180	ug/kg	
74-97-5	Bromochloromethane	ND	4600	480	ug/kg	
75-27-4	Bromodichloromethane	ND	4600	210	ug/kg	
75-25-2	Bromoform	ND	4600	690	ug/kg	
74-83-9	Bromomethane	ND	4600	360	ug/kg	
78-93-3	2-Butanone (MEK)	ND	9200	4000	ug/kg	
104-51-8	n-Butylbenzene	ND	4600	220	ug/kg	
135-98-8	sec-Butylbenzene	ND	4600	150	ug/kg	
98-06-6	tert-Butylbenzene	ND	4600	130	ug/kg	
56-23-5	Carbon tetrachloride	ND	4600	320	ug/kg	
108-90-7	Chlorobenzene	ND	4600	300	ug/kg	
75-00-3	Chloroethane	ND	4600	380	ug/kg	
67-66-3	Chloroform	3000	4600	440	ug/kg	J
74-87-3	Chloromethane	ND	4600	570	ug/kg	
95-49-8	o-Chlorotoluene	ND	4600	350	ug/kg	
106-43-4	p-Chlorotoluene	ND	4600	190	ug/kg	
108-20-3	Di-Isopropyl ether	ND	4600	120	ug/kg	
96-12-8	1,2-Dibromo-3-chloropropane	ND	9200	1400	ug/kg	
124-48-1	Dibromochloromethane	ND	4600	150	ug/kg	
106-93-4	1,2-Dibromoethane	ND	920	220	ug/kg	
95-50-1	1,2-Dichlorobenzene	ND	4600	250	ug/kg	
541-73-1	1,3-Dichlorobenzene	ND	4600	180	ug/kg	
106-46-7	1,4-Dichlorobenzene	ND	4600	160	ug/kg	
75-71-8	Dichlorodifluoromethane	ND	4600	300	ug/kg	
75-34-3	1,1-Dichloroethane	3190	4600	200	ug/kg	J
107-06-2	1,2-Dichloroethane	ND	920	170	ug/kg	
75-35-4	1,1-Dichloroethene	1470	4600	560	ug/kg	J
156-59-2	cis-1,2-Dichloroethene	3930	4600	300	ug/kg	J
156-60-5	trans-1,2-Dichloroethene	ND	4600	390	ug/kg	
78-87-5	1,2-Dichloropropane	ND	4600	240	ug/kg	

ND = Not detected MDL - Method Detection Limit

RL = Reporting Limit

E = Indicates value exceeds calibration range

J = Indicates an estimated value

B = Indicates analyte found in associated method blank

N = Indicates presumptive evidence of a compound

## Report of Analysis

<b>Client Sample ID:</b>	P17-0.5	<b>Date Sampled:</b>	07/18/11
<b>Lab Sample ID:</b>	C17043-17	<b>Date Received:</b>	07/19/11
<b>Matrix:</b>	SO - Soil	<b>Percent Solids:</b>	n/a <sup>a</sup>
<b>Method:</b>	SW846 8260B	<b>Project:</b> Romic Soil Investigation(Romic EPA) - 2081 Bay Road,East Palo Alto,CA	

## VOA 8260 List

CAS No.	Compound	Result	RL	MDL	Units	Q
142-28-9	1,3-Dichloropropane	ND	4600	340	ug/kg	
594-20-7	2,2-Dichloropropane	ND	4600	160	ug/kg	
563-58-6	1,1-Dichloropropene	ND	4600	190	ug/kg	
10061-01-5	cis-1,3-Dichloropropene	ND	4600	140	ug/kg	
10061-02-6	trans-1,3-Dichloropropene	ND	4600	310	ug/kg	
100-41-4	Ethylbenzene	14500	920	140	ug/kg	
87-68-3	Hexachlorobutadiene	ND	4600	480	ug/kg	
591-78-6	2-Hexanone	ND	4600	2300	ug/kg	
98-82-8	Isopropylbenzene	404	4600	130	ug/kg	J
99-87-6	p-Isopropyltoluene	ND	4600	270	ug/kg	
1634-04-4	Methyl Tert Butyl Ether	ND	920	160	ug/kg	
108-10-1	4-Methyl-2-pentanone(MIBK)	ND	4600	2400	ug/kg	
74-95-3	Methylene bromide	ND	4600	520	ug/kg	
75-09-2	Methylene chloride	2150	4600	210	ug/kg	J
91-20-3	Naphthalene	ND	4600	970	ug/kg	
103-65-1	n-Propylbenzene	ND	4600	320	ug/kg	
100-42-5	Styrene	ND	4600	170	ug/kg	
75-65-0	Tert Butyl Alcohol	ND	23000	5300	ug/kg	
994-05-8	tert-Amyl Methyl Ether	ND	4600	140	ug/kg	
637-92-3	tert-Butyl Ethyl Ether	ND	4600	130	ug/kg	
630-20-6	1,1,1,2-Tetrachloroethane	ND	4600	170	ug/kg	
79-34-5	1,1,2,2-Tetrachloroethane	ND	4600	160	ug/kg	
127-18-4	Tetrachloroethene	89400	4600	180	ug/kg	
108-88-3	Toluene	154000	920	350	ug/kg	
87-61-6	1,2,3-Trichlorobenzene	ND	4600	400	ug/kg	
120-82-1	1,2,4-Trichlorobenzene	ND	4600	310	ug/kg	
71-55-6	1,1,1-Trichloroethane	63600	4600	220	ug/kg	
79-00-5	1,1,2-Trichloroethane	ND	4600	400	ug/kg	
79-01-6	Trichloroethene	16500	4600	230	ug/kg	
75-69-4	Trichlorofluoromethane	ND	4600	440	ug/kg	
96-18-4	1,2,3-Trichloropropane	ND	4600	980	ug/kg	
95-63-6	1,2,4-Trimethylbenzene	5220	4600	1000	ug/kg	
108-67-8	1,3,5-Trimethylbenzene	1410	4600	120	ug/kg	J
75-01-4	Vinyl chloride	ND	4600	420	ug/kg	
1330-20-7	Xylene (total)	66400	920	170	ug/kg	

CAS No.	Surrogate Recoveries	Run# 1	Run# 2	Limits
1868-53-7	Dibromofluoromethane	98%		67-131%
17060-07-0	1,2-Dichloroethane-D4	95%		66-130%

ND = Not detected MDL - Method Detection Limit

RL = Reporting Limit

E = Indicates value exceeds calibration range

J = Indicates an estimated value

B = Indicates analyte found in associated method blank

N = Indicates presumptive evidence of a compound

## Report of Analysis

<b>Client Sample ID:</b>	P17-0.5	
<b>Lab Sample ID:</b>	C17043-17	<b>Date Sampled:</b> 07/18/11
<b>Matrix:</b>	SO - Soil	<b>Date Received:</b> 07/19/11
<b>Method:</b>	SW846 8260B	<b>Percent Solids:</b> n/a <sup>a</sup>
<b>Project:</b>	Romic Soil Investigation(Romic EPA) - 2081 Bay Road, East Palo Alto, CA	

### VOA 8260 List

CAS No.	Surrogate Recoveries	Run# 1	Run# 2	Limits
2037-26-5	Toluene-D8	101%		76-125%
460-00-4	4-Bromofluorobenzene	98%		53-142%

- (a) All results reported on wet weight basis.
- (b) Analysis performed at Accutest Laboratories, Dayton, NJ.

ND = Not detected      MDL - Method Detection Limit  
 RL = Reporting Limit  
 E = Indicates value exceeds calibration range

J = Indicates an estimated value  
 B = Indicates analyte found in associated method blank  
 N = Indicates presumptive evidence of a compound

## Report of Analysis

<b>Client Sample ID:</b>	P17-0.5	<b>Date Sampled:</b>	07/18/11
<b>Lab Sample ID:</b>	C17043-17	<b>Date Received:</b>	07/19/11
<b>Matrix:</b>	SO - Soil	<b>Percent Solids:</b>	n/a <sup>a</sup>
<b>Method:</b>	SW846 8270C SW846 3550B	<b>Project:</b> Romic Soil Investigation(Romic EPA) - 2081 Bay Road, East Palo Alto, CA	

Run #	File ID	DF	Analyzed	By	Prep Date	Prep Batch	Analytical Batch
Run #1	Y8917.D	1	07/20/11	MT	07/20/11	OP4270	EY425
Run #2							

Run #	Initial Weight	Final Volume
Run #1	10.0 g	1.0 ml
Run #2		

## ABN Full List

CAS No.	Compound	Result	RL	MDL	Units	Q
65-85-0	Benzoic acid	ND	1000	890	ug/kg	
95-57-8	2-Chlorophenol	ND	1000	680	ug/kg	
59-50-7	4-Chloro-3-methyl phenol	ND	500	420	ug/kg	
120-83-2	2,4-Dichlorophenol	ND	500	140	ug/kg	
105-67-9	2,4-Dimethylphenol	ND	500	150	ug/kg	
51-28-5	2,4-Dinitrophenol	ND	2500	850	ug/kg	
534-52-1	4,6-Dinitro-o-cresol	ND	2000	1000	ug/kg	
95-48-7	2-Methylphenol	ND	500	170	ug/kg	
	3&4-Methylphenol	ND	500	150	ug/kg	
88-75-5	2-Nitrophenol	ND	500	130	ug/kg	
100-02-7	4-Nitrophenol	ND	2000	1200	ug/kg	
87-86-5	Pentachlorophenol	ND	500	420	ug/kg	
108-95-2	Phenol	ND	2000	1300	ug/kg	
95-95-4	2,4,5-Trichlorophenol	ND	500	120	ug/kg	
88-06-2	2,4,6-Trichlorophenol	ND	500	160	ug/kg	
83-32-9	Acenaphthene	ND	1000	500	ug/kg	
208-96-8	Acenaphthylene	ND	500	200	ug/kg	
62-53-3	Aniline	ND	500	140	ug/kg	
120-12-7	Anthracene	ND	500	100	ug/kg	
103-33-3	Azobenzene	ND	500	170	ug/kg	
92-87-5	Benzidine	ND	2500	730	ug/kg	
56-55-3	Benzo(a)anthracene	ND	500	70	ug/kg	
50-32-8	Benzo(a)pyrene	ND	500	90	ug/kg	
205-99-2	Benzo(b)fluoranthene	ND	500	60	ug/kg	
191-24-2	Benzo(g,h,i)perylene	ND	500	150	ug/kg	
207-08-9	Benzo(k)fluoranthene	ND	500	120	ug/kg	
101-55-3	4-Bromophenyl phenyl ether	ND	500	150	ug/kg	
85-68-7	Butyl benzyl phthalate	ND	500	110	ug/kg	
100-51-6	Benzyl Alcohol	ND	1000	160	ug/kg	
91-58-7	2-Chloronaphthalene	ND	500	180	ug/kg	
106-47-8	4-Chloroaniline	ND	500	140	ug/kg	
86-74-8	Carbazole	ND	500	80	ug/kg	

ND = Not detected MDL - Method Detection Limit

RL = Reporting Limit

E = Indicates value exceeds calibration range

J = Indicates an estimated value

B = Indicates analyte found in associated method blank

N = Indicates presumptive evidence of a compound



## Report of Analysis

<b>Client Sample ID:</b>	P17-0.5	<b>Date Sampled:</b>	07/18/11
<b>Lab Sample ID:</b>	C17043-17	<b>Date Received:</b>	07/19/11
<b>Matrix:</b>	SO - Soil	<b>Percent Solids:</b>	n/a <sup>a</sup>
<b>Method:</b>	SW846 8270C SW846 3550B		
<b>Project:</b>	Romic Soil Investigation(Romic EPA) - 2081 Bay Road,East Palo Alto,CA		

## ABN Full List

CAS No.	Compound	Result	RL	MDL	Units	Q
218-01-9	Chrysene	ND	500	100	ug/kg	
111-91-1	bis(2-Chloroethoxy)methane	ND	500	180	ug/kg	
111-44-4	bis(2-Chloroethyl)ether	ND	500	230	ug/kg	
108-60-1	bis(2-Chloroisopropyl)ether	ND	500	270	ug/kg	
7005-72-3	4-Chlorophenyl phenyl ether	ND	500	190	ug/kg	
95-50-1	1,2-Dichlorobenzene	ND	500	160	ug/kg	
541-73-1	1,3-Dichlorobenzene	ND	500	150	ug/kg	
106-46-7	1,4-Dichlorobenzene	ND	500	420	ug/kg	
121-14-2	2,4-Dinitrotoluene	ND	500	460	ug/kg	
606-20-2	2,6-Dinitrotoluene	ND	1000	320	ug/kg	
91-94-1	3,3'-Dichlorobenzidine	ND	2500	140	ug/kg	
53-70-3	Dibenzo(a,h)anthracene	ND	500	130	ug/kg	
132-64-9	Dibenzofuran	ND	500	160	ug/kg	
122-39-4	Diphenylamine	ND	500	120	ug/kg	
84-74-2	Di-n-butyl phthalate	ND	500	100	ug/kg	
117-84-0	Di-n-octyl phthalate	ND	500	130	ug/kg	
84-66-2	Diethyl phthalate	ND	500	170	ug/kg	
131-11-3	Dimethyl phthalate	ND	500	180	ug/kg	
117-81-7	bis(2-Ethylhexyl)phthalate	ND	500	220	ug/kg	
206-44-0	Fluoranthene	ND	500	100	ug/kg	
86-73-7	Fluorene	ND	500	180	ug/kg	
118-74-1	Hexachlorobenzene	ND	500	130	ug/kg	
87-68-3	Hexachlorobutadiene	ND	500	190	ug/kg	
77-47-4	Hexachlorocyclopentadiene	ND	500	140	ug/kg	
67-72-1	Hexachloroethane	ND	500	160	ug/kg	
193-39-5	Indeno(1,2,3-cd)pyrene	ND	500	140	ug/kg	
78-59-1	Isophorone	ND	500	170	ug/kg	
90-12-0	1-Methylnaphthalene	ND	500	160	ug/kg	
91-57-6	2-Methylnaphthalene	ND	500	160	ug/kg	
88-74-4	2-Nitroaniline	ND	500	120	ug/kg	
99-09-2	3-Nitroaniline	ND	500	120	ug/kg	
100-01-6	4-Nitroaniline	ND	500	300	ug/kg	
91-20-3	Naphthalene	ND	500	170	ug/kg	
98-95-3	Nitrobenzene	ND	500	160	ug/kg	
62-75-9	N-Nitrosodimethylamine	ND	5000	2200	ug/kg	
621-64-7	N-Nitroso-di-n-propylamine	ND	1000	550	ug/kg	
85-01-8	Phenanthrene	ND	500	110	ug/kg	
129-00-0	Pyrene	ND	1000	680	ug/kg	
110-86-1	Pyridine	ND	2000	220	ug/kg	
120-82-1	1,2,4-Trichlorobenzene	ND	500	340	ug/kg	

ND = Not detected MDL - Method Detection Limit

RL = Reporting Limit

E = Indicates value exceeds calibration range

J = Indicates an estimated value

B = Indicates analyte found in associated method blank

N = Indicates presumptive evidence of a compound

## Report of Analysis

<b>Client Sample ID:</b>	P17-0.5		<b>Date Sampled:</b>	07/18/11
<b>Lab Sample ID:</b>	C17043-17		<b>Date Received:</b>	07/19/11
<b>Matrix:</b>	SO - Soil		<b>Percent Solids:</b>	n/a <sup>a</sup>
<b>Method:</b>	SW846 8270C SW846 3550B			
<b>Project:</b>	Romic Soil Investigation(Romic EPA) - 2081 Bay Road, East Palo Alto, CA			

## ABN Full List

CAS No.	Surrogate Recoveries	Run# 1	Run# 2	Limits
367-12-4	2-Fluorophenol	37%		20-100%
4165-62-2	Phenol-d5	76%		20-100%
118-79-6	2,4,6-Tribromophenol	79%		30-100%
4165-60-0	Nitrobenzene-d5	76%		20-100%
321-60-8	2-Fluorobiphenyl	73%		20-106%
1718-51-0	Terphenyl-d14	92%		55-130%

(a) All results reported on wet weight basis.

ND = Not detected      MDL - Method Detection Limit  
 RL = Reporting Limit  
 E = Indicates value exceeds calibration range

J = Indicates an estimated value  
 B = Indicates analyte found in associated method blank  
 N = Indicates presumptive evidence of a compound

## Report of Analysis

<b>Client Sample ID:</b> P17-0.5		<b>Date Sampled:</b> 07/18/11
<b>Lab Sample ID:</b> C17043-17		<b>Date Received:</b> 07/19/11
<b>Matrix:</b> SO - Soil		<b>Percent Solids:</b> n/a <sup>a</sup>
<b>Method:</b> SW846 8015B		
<b>Project:</b> Romic Soil Investigation(Romic EPA) - 2081 Bay Road, East Palo Alto, CA		

Run #	File ID	DF	Analyzed	By	Prep Date	Prep Batch	Analytical Batch
Run #1	JK21381.D	1	07/29/11	TT	n/a	n/a	GJK884
Run #2							

Run #	Initial Weight	Final Volume	Methanol Aliquot
Run #1	5.28 g	5.0 ml	10.0 ul
Run #2			

**TPH Volatiles**

CAS No.	Compound	Result	RL	MDL	Units	Q
	TPH-GRO (C6-C10)	330	47	24	mg/kg	
CAS No.	Surrogate Recoveries	Run# 1	Run# 2	Limits		
98-08-8	aaa-Trifluorotoluene	87%		60-157%		

(a) All results reported on wet weight basis.

ND = Not detected      MDL - Method Detection Limit  
 RL = Reporting Limit  
 E = Indicates value exceeds calibration range

J = Indicates an estimated value  
 B = Indicates analyte found in associated method blank  
 N = Indicates presumptive evidence of a compound

## Report of Analysis

<b>Client Sample ID:</b> P17-0.5		<b>Date Sampled:</b> 07/18/11
<b>Lab Sample ID:</b> C17043-17		<b>Date Received:</b> 07/19/11
<b>Matrix:</b> SO - Soil		<b>Percent Solids:</b> n/a <sup>a</sup>
<b>Method:</b> SW846 8081A SW846 3545A		
<b>Project:</b> Romic Soil Investigation(Romic EPA) - 2081 Bay Road, East Palo Alto, CA		

Run #1	File ID	DF	Analyzed	By	Prep Date	Prep Batch	Analytical Batch
Run #1	OO22788.D	1	07/27/11	RV	07/19/11	OP4256	G00728
Run #2							

Run #1	Initial Weight	Final Volume
Run #1	10.0 g	10.0 ml
Run #2		

**Pesticide PPL List**

CAS No.	Compound	Result	RL	MDL	Units	Q
309-00-2	Aldrin	ND	25	10	ug/kg	
319-84-6	alpha-BHC	ND	25	11	ug/kg	
319-85-7	beta-BHC	ND	25	3.5	ug/kg	
319-86-8	delta-BHC	ND	25	3.5	ug/kg	
58-89-9	gamma-BHC (Lindane)	ND	25	7.5	ug/kg	
12789-03-6	Chlordane	ND	100	100	ug/kg	
60-57-1	Dieldrin	ND	25	3.0	ug/kg	
72-54-8	4,4' -DDD	ND	25	3.5	ug/kg	
72-55-9	4,4' -DDE	ND	25	3.0	ug/kg	
50-29-3	4,4' -DDT	ND	25	3.0	ug/kg	
72-20-8	Endrin	ND	25	3.0	ug/kg	
7421-93-4	Endrin aldehyde	ND	25	6.0	ug/kg	
959-98-8	Endosulfan-I	ND	25	3.5	ug/kg	
33213-65-9	Endosulfan-II	ND	25	3.5	ug/kg	
1031-07-8	Endosulfan sulfate	ND	25	8.0	ug/kg	
76-44-8	Heptachlor	ND	25	6.0	ug/kg	
1024-57-3	Heptachlor epoxide	ND	25	4.0	ug/kg	
72-43-5	Methoxychlor	ND	25	3.5	ug/kg	
8001-35-2	Toxaphene	ND	100	100	ug/kg	

CAS No.	Surrogate Recoveries	Run# 1	Run# 2	Limits
877-09-8	Tetrachloro-m-xylene	59%		35-132%
877-09-8	Tetrachloro-m-xylene	61%		35-132%
2051-24-3	Decachlorobiphenyl	80%		35-132%
2051-24-3	Decachlorobiphenyl	93%		35-132%

(a) All results reported on wet weight basis.

ND = Not detected      MDL - Method Detection Limit      J = Indicates an estimated value  
 RL = Reporting Limit      B = Indicates analyte found in associated method blank  
 E = Indicates value exceeds calibration range      N = Indicates presumptive evidence of a compound

### Report of Analysis

<b>Client Sample ID:</b> P17-0.5	
<b>Lab Sample ID:</b> C17043-17	<b>Date Sampled:</b> 07/18/11
<b>Matrix:</b> SO - Soil	<b>Date Received:</b> 07/19/11
<b>Method:</b> SW846 8082 SW846 3545A	<b>Percent Solids:</b> n/a <sup>a</sup>
<b>Project:</b> Romic Soil Investigation(Romic EPA) - 2081 Bay Road, East Palo Alto, CA	

Run #1	File ID	DF	Analyzed	By	Prep Date	Prep Batch	Analytical Batch
Run #1	PP20241.D	1	07/20/11	RV	07/19/11	OP4257	GPP688
Run #2							

Run #1	Initial Weight	Final Volume
Run #1	10.0 g	10.0 ml
Run #2		

**PCB List**

CAS No.	Compound	Result	RL	MDL	Units	Q
12674-11-2	Aroclor 1016	ND	100	17	ug/kg	
11104-28-2	Aroclor 1221	ND	100	50	ug/kg	
11141-16-5	Aroclor 1232	ND	100	50	ug/kg	
53469-21-9	Aroclor 1242	ND	100	50	ug/kg	
12672-29-6	Aroclor 1248	ND	100	50	ug/kg	
11097-69-1	Aroclor 1254	ND	100	50	ug/kg	
11096-82-5	Aroclor 1260	ND	100	20	ug/kg	

CAS No.	Surrogate Recoveries	Run# 1	Run# 2	Limits
877-09-8	Tetrachloro-m-xylene	60%		45-108%
877-09-8	Tetrachloro-m-xylene	58%		45-108%
2051-24-3	Decachlorobiphenyl	94%		54-121%
2051-24-3	Decachlorobiphenyl	76%		54-121%

(a) All results reported on wet weight basis.

ND = Not detected      MDL - Method Detection Limit  
 RL = Reporting Limit  
 E = Indicates value exceeds calibration range

J = Indicates an estimated value  
 B = Indicates analyte found in associated method blank  
 N = Indicates presumptive evidence of a compound

## Report of Analysis

<b>Client Sample ID:</b> P17-0.5		<b>Date Sampled:</b> 07/18/11
<b>Lab Sample ID:</b> C17043-17		<b>Date Received:</b> 07/19/11
<b>Matrix:</b> SO - Soil		<b>Percent Solids:</b> n/a <sup>a</sup>
<b>Method:</b> SW846 8015B M SW846 3545A		
<b>Project:</b> Romic Soil Investigation(Romic EPA) - 2081 Bay Road, East Palo Alto, CA		

	File ID	DF	Analyzed	By	Prep Date	Prep Batch	Analytical Batch
Run #1	GG27025.D	1	07/24/11	JH	07/21/11	OP4276	GGG727
Run #2							

	Initial Weight	Final Volume
Run #1	10.0 g	1.0 ml
Run #2		

### TPH Extractable w/ Silica Gel Cleanup

CAS No.	Compound	Result	RL	MDL	Units	Q
	TPH (C10-C28)	122	10	5.0	mg/kg	
	TPH (> C28-C40)	ND	20	10	mg/kg	

CAS No.	Surrogate Recoveries	Run# 1	Run# 2	Limits
630-01-3	Hexacosane	51%		45-140%

(a) All results reported on wet weight basis.

ND = Not detected      MDL - Method Detection Limit  
 RL = Reporting Limit

J = Indicates an estimated value  
 B = Indicates analyte found in associated method blank  
 N = Indicates presumptive evidence of a compound

## Report of Analysis

<b>Client Sample ID:</b>	P17-0.5	<b>Date Sampled:</b>	07/18/11
<b>Lab Sample ID:</b>	C17043-17	<b>Date Received:</b>	07/19/11
<b>Matrix:</b>	SO - Soil	<b>Percent Solids:</b>	n/a <sup>a</sup>
<b>Project:</b>	Romic Soil Investigation(Romic EPA) - 2081 Bay Road,East Palo Alto,CA		

## Metals Analysis

Analyte	Result	RL	Units	DF	Prep	Analyzed By	Method	Prep Method
Antimony <sup>b</sup>	< 3.8	3.8	mg/kg	2	07/19/11	07/27/11 RS	SW846 6010B <sup>3</sup>	SW846 3050B <sup>4</sup>
Arsenic	< 1.9	1.9	mg/kg	1	07/19/11	07/21/11 RS	SW846 6010B <sup>1</sup>	SW846 3050B <sup>4</sup>
Barium	25.8	19	mg/kg	1	07/19/11	07/21/11 RS	SW846 6010B <sup>1</sup>	SW846 3050B <sup>4</sup>
Beryllium <sup>b</sup>	< 1.9	1.9	mg/kg	2	07/19/11	07/27/11 RS	SW846 6010B <sup>3</sup>	SW846 3050B <sup>4</sup>
Cadmium	< 0.94	0.94	mg/kg	1	07/19/11	07/21/11 RS	SW846 6010B <sup>1</sup>	SW846 3050B <sup>4</sup>
Chromium	117	0.94	mg/kg	1	07/19/11	07/21/11 RS	SW846 6010B <sup>1</sup>	SW846 3050B <sup>4</sup>
Cobalt <sup>b</sup>	25.0	1.9	mg/kg	2	07/19/11	07/27/11 RS	SW846 6010B <sup>3</sup>	SW846 3050B <sup>4</sup>
Copper <sup>b</sup>	68.0	4.7	mg/kg	2	07/19/11	07/27/11 RS	SW846 6010B <sup>3</sup>	SW846 3050B <sup>4</sup>
Lead <sup>b</sup>	< 3.8	3.8	mg/kg	2	07/19/11	07/27/11 RS	SW846 6010B <sup>3</sup>	SW846 3050B <sup>4</sup>
Mercury	< 0.041	0.041	mg/kg	1	07/25/11	07/25/11 PH	SW846 7471A <sup>2</sup>	SW846 7471A <sup>5</sup>
Molybdenum	< 1.9	1.9	mg/kg	1	07/19/11	07/21/11 RS	SW846 6010B <sup>1</sup>	SW846 3050B <sup>4</sup>
Nickel	69.5	0.94	mg/kg	1	07/19/11	07/21/11 RS	SW846 6010B <sup>1</sup>	SW846 3050B <sup>4</sup>
Selenium	< 1.9	1.9	mg/kg	1	07/19/11	07/21/11 RS	SW846 6010B <sup>1</sup>	SW846 3050B <sup>4</sup>
Silver <sup>b</sup>	< 1.9	1.9	mg/kg	2	07/19/11	07/27/11 RS	SW846 6010B <sup>3</sup>	SW846 3050B <sup>4</sup>
Thallium <sup>b</sup>	< 3.8	3.8	mg/kg	2	07/19/11	07/27/11 RS	SW846 6010B <sup>3</sup>	SW846 3050B <sup>4</sup>
Vanadium <sup>b</sup>	157	1.9	mg/kg	2	07/19/11	07/27/11 RS	SW846 6010B <sup>3</sup>	SW846 3050B <sup>4</sup>
Zinc	62.5	1.9	mg/kg	1	07/19/11	07/21/11 RS	SW846 6010B <sup>1</sup>	SW846 3050B <sup>4</sup>

(1) Instrument QC Batch: MA1997

(2) Instrument QC Batch: MA2004

(3) Instrument QC Batch: MA2009

(4) Prep QC Batch: MP3733

(5) Prep QC Batch: MP3760

(a) All results reported on wet weight basis.

(b) Elevated reporting limit(s) due to matrix interference and/or dilution required for high interfering element.

RL = Reporting Limit

## Report of Analysis

<b>Client Sample ID:</b>	P17-3.0	<b>Date Sampled:</b>	07/18/11
<b>Lab Sample ID:</b>	C17043-18	<b>Date Received:</b>	07/19/11
<b>Matrix:</b>	SO - Soil	<b>Percent Solids:</b>	n/a
<b>Method:</b>	SW846 8260B	<b>Project:</b> Romic Soil Investigation(Romic EPA) - 2081 Bay Road, East Palo Alto, CA	

Run #	File ID	DF	Analyzed	By	Prep Date	Prep Batch	Analytical Batch
Run #1 <sup>a</sup>	3A95349.D	1	07/30/11	ANJ	n/a	n/a	N:V3A4092
Run #2							

Run #	Initial Weight	Final Volume	Methanol Aliquot
Run #1	6.4 g	5.0 ml	1.0 ul
Run #2			

## VOA 8260 List

CAS No.	Compound	Result	RL	MDL	Units	Q
67-64-1	Acetone	47100	39000	26000	ug/kg	
71-43-2	Benzene	ND	3900	520	ug/kg	
108-86-1	Bromobenzene	ND	20000	760	ug/kg	
74-97-5	Bromochloromethane	ND	20000	2000	ug/kg	
75-27-4	Bromodichloromethane	ND	20000	880	ug/kg	
75-25-2	Bromoform	ND	20000	2900	ug/kg	
74-83-9	Bromomethane	ND	20000	1500	ug/kg	
78-93-3	2-Butanone (MEK)	21900	39000	17000	ug/kg	J
104-51-8	n-Butylbenzene	7140	20000	920	ug/kg	J
135-98-8	sec-Butylbenzene	5270	20000	620	ug/kg	J
98-06-6	tert-Butylbenzene	ND	20000	540	ug/kg	
56-23-5	Carbon tetrachloride	ND	20000	1400	ug/kg	
108-90-7	Chlorobenzene	ND	20000	1300	ug/kg	
75-00-3	Chloroethane	ND	20000	1600	ug/kg	
67-66-3	Chloroform	ND	20000	1900	ug/kg	
74-87-3	Chloromethane	ND	20000	2400	ug/kg	
95-49-8	o-Chlorotoluene	ND	20000	1500	ug/kg	
106-43-4	p-Chlorotoluene	ND	20000	820	ug/kg	
108-20-3	Di-Isopropyl ether	ND	20000	500	ug/kg	
96-12-8	1,2-Dibromo-3-chloropropane	ND	39000	5900	ug/kg	
124-48-1	Dibromochloromethane	ND	20000	660	ug/kg	
106-93-4	1,2-Dibromoethane	ND	3900	930	ug/kg	
95-50-1	1,2-Dichlorobenzene	ND	20000	1100	ug/kg	
541-73-1	1,3-Dichlorobenzene	ND	20000	750	ug/kg	
106-46-7	1,4-Dichlorobenzene	ND	20000	660	ug/kg	
75-71-8	Dichlorodifluoromethane	ND	20000	1300	ug/kg	
75-34-3	1,1-Dichloroethane	1960	20000	850	ug/kg	J
107-06-2	1,2-Dichloroethane	ND	3900	710	ug/kg	
75-35-4	1,1-Dichloroethene	ND	20000	2400	ug/kg	
156-59-2	cis-1,2-Dichloroethene	7340	20000	1300	ug/kg	J
156-60-5	trans-1,2-Dichloroethene	ND	20000	1700	ug/kg	
78-87-5	1,2-Dichloropropane	ND	20000	1000	ug/kg	

ND = Not detected MDL - Method Detection Limit

J = Indicates an estimated value

RL = Reporting Limit

B = Indicates analyte found in associated method blank

E = Indicates value exceeds calibration range

N = Indicates presumptive evidence of a compound



## Report of Analysis

<b>Client Sample ID:</b>	P17-3.0	<b>Date Sampled:</b>	07/18/11
<b>Lab Sample ID:</b>	C17043-18	<b>Date Received:</b>	07/19/11
<b>Matrix:</b>	SO - Soil	<b>Percent Solids:</b>	n/a
<b>Method:</b>	SW846 8260B		
<b>Project:</b>	Romic Soil Investigation(Romic EPA) - 2081 Bay Road, East Palo Alto, CA		

**VOA 8260 List**

CAS No.	Compound	Result	RL	MDL	Units	Q
142-28-9	1,3-Dichloropropane	ND	20000	1500	ug/kg	
594-20-7	2,2-Dichloropropane	ND	20000	670	ug/kg	
563-58-6	1,1-Dichloropropene	ND	20000	820	ug/kg	
10061-01-5	cis-1,3-Dichloropropene	ND	20000	590	ug/kg	
10061-02-6	trans-1,3-Dichloropropene	ND	20000	1300	ug/kg	
100-41-4	Ethylbenzene	249000	3900	580	ug/kg	
87-68-3	Hexachlorobutadiene	ND	20000	2000	ug/kg	
591-78-6	2-Hexanone	ND	20000	9700	ug/kg	
98-82-8	Isopropylbenzene	11400	20000	540	ug/kg	J
99-87-6	p-Isopropyltoluene	6950	20000	1200	ug/kg	J
1634-04-4	Methyl Tert Butyl Ether	ND	3900	700	ug/kg	
108-10-1	4-Methyl-2-pentanone(MIBK)	ND	20000	10000	ug/kg	
74-95-3	Methylene bromide	ND	20000	2200	ug/kg	
75-09-2	Methylene chloride	ND	20000	900	ug/kg	
91-20-3	Naphthalene	12900	20000	4100	ug/kg	J
103-65-1	n-Propylbenzene	26700	20000	1400	ug/kg	
100-42-5	Styrene	ND	20000	720	ug/kg	
75-65-0	Tert Butyl Alcohol	ND	98000	22000	ug/kg	
994-05-8	tert-Amyl Methyl Ether	ND	20000	580	ug/kg	
637-92-3	tert-Butyl Ethyl Ether	ND	20000	550	ug/kg	
630-20-6	1,1,1,2-Tetrachloroethane	ND	20000	720	ug/kg	
79-34-5	1,1,2,2-Tetrachloroethane	ND	20000	700	ug/kg	
127-18-4	Tetrachloroethene	1590	20000	750	ug/kg	J
108-88-3	Toluene	378000	3900	1500	ug/kg	
87-61-6	1,2,3-Trichlorobenzene	ND	20000	1700	ug/kg	
120-82-1	1,2,4-Trichlorobenzene	ND	20000	1300	ug/kg	
71-55-6	1,1,1-Trichloroethane	ND	20000	940	ug/kg	
79-00-5	1,1,2-Trichloroethane	ND	20000	1700	ug/kg	
79-01-6	Trichloroethene	ND	20000	960	ug/kg	
75-69-4	Trichlorofluoromethane	ND	20000	1900	ug/kg	
96-18-4	1,2,3-Trichloropropane	ND	20000	4200	ug/kg	
95-63-6	1,2,4-Trimethylbenzene	144000	20000	4400	ug/kg	
108-67-8	1,3,5-Trimethylbenzene	47500	20000	500	ug/kg	
75-01-4	Vinyl chloride	ND	20000	1800	ug/kg	
1330-20-7	Xylene (total)	1230000	3900	720	ug/kg	

CAS No.	Surrogate Recoveries	Run# 1	Run# 2	Limits
1868-53-7	Dibromofluoromethane	98%		67-131%
17060-07-0	1,2-Dichloroethane-D4	96%		66-130%

ND = Not detected      MDL - Method Detection Limit  
 RL = Reporting Limit  
 E = Indicates value exceeds calibration range

J = Indicates an estimated value  
 B = Indicates analyte found in associated method blank  
 N = Indicates presumptive evidence of a compound

## Report of Analysis

<b>Client Sample ID:</b>	P17-3.0	
<b>Lab Sample ID:</b>	C17043-18	<b>Date Sampled:</b> 07/18/11
<b>Matrix:</b>	SO - Soil	<b>Date Received:</b> 07/19/11
<b>Method:</b>	SW846 8260B	<b>Percent Solids:</b> n/a
<b>Project:</b>	Romic Soil Investigation(Romic EPA) - 2081 Bay Road, East Palo Alto, CA	

### VOA 8260 List

CAS No.	Surrogate Recoveries	Run# 1	Run# 2	Limits
2037-26-5	Toluene-D8	100%		76-125%
460-00-4	4-Bromofluorobenzene	97%		53-142%

(a) Analysis performed at Accutest Laboratories, Dayton, NJ.

ND = Not detected      MDL - Method Detection Limit  
 RL = Reporting Limit  
 E = Indicates value exceeds calibration range

J = Indicates an estimated value  
 B = Indicates analyte found in associated method blank  
 N = Indicates presumptive evidence of a compound

## Report of Analysis

<b>Client Sample ID:</b>	P17-6.0	<b>Date Sampled:</b>	07/18/11
<b>Lab Sample ID:</b>	C17043-19	<b>Date Received:</b>	07/19/11
<b>Matrix:</b>	SO - Soil	<b>Percent Solids:</b>	n/a
<b>Method:</b>	SW846 8260B	<b>Project:</b> Romic Soil Investigation(Romic EPA) - 2081 Bay Road, East Palo Alto, CA	

Run #	File ID	DF	Analyzed	By	Prep Date	Prep Batch	Analytical Batch
Run #1 <sup>a</sup>	3A95397.D	1	08/01/11	ANJ	n/a	n/a	N:V3A4094
Run #2							

Run #	Initial Weight	Final Volume	Methanol Aliquot
Run #1	6.8 g	5.0 ml	100 ul
Run #2			

## VOA 8260 List

CAS No.	Compound	Result	RL	MDL	Units	Q
67-64-1	Acetone	ND	370	240	ug/kg	
71-43-2	Benzene	30.6	37	4.9	ug/kg	J
108-86-1	Bromobenzene	ND	180	7.2	ug/kg	
74-97-5	Bromochloromethane	ND	180	19	ug/kg	
75-27-4	Bromodichloromethane	ND	180	8.2	ug/kg	
75-25-2	Bromoform	ND	180	28	ug/kg	
74-83-9	Bromomethane	ND	180	14	ug/kg	
78-93-3	2-Butanone (MEK)	ND	370	160	ug/kg	
104-51-8	n-Butylbenzene	ND	180	8.6	ug/kg	
135-98-8	sec-Butylbenzene	20.7	180	5.8	ug/kg	J
98-06-6	tert-Butylbenzene	ND	180	5.1	ug/kg	
56-23-5	Carbon tetrachloride	ND	180	13	ug/kg	
108-90-7	Chlorobenzene	39.6	180	12	ug/kg	J
75-00-3	Chloroethane	91.6	180	15	ug/kg	J
67-66-3	Chloroform	ND	180	18	ug/kg	
74-87-3	Chloromethane	ND	180	23	ug/kg	
95-49-8	o-Chlorotoluene	ND	180	14	ug/kg	
106-43-4	p-Chlorotoluene	ND	180	7.7	ug/kg	
108-20-3	Di-Isopropyl ether	ND	180	4.7	ug/kg	
96-12-8	1,2-Dibromo-3-chloropropane	ND	370	56	ug/kg	
124-48-1	Dibromochloromethane	ND	180	6.2	ug/kg	
106-93-4	1,2-Dibromoethane	ND	37	8.7	ug/kg	
95-50-1	1,2-Dichlorobenzene	50.1	180	10	ug/kg	J
541-73-1	1,3-Dichlorobenzene	ND	180	7.1	ug/kg	
106-46-7	1,4-Dichlorobenzene	ND	180	6.2	ug/kg	
75-71-8	Dichlorodifluoromethane	ND	180	12	ug/kg	
75-34-3	1,1-Dichloroethane	ND	180	8.0	ug/kg	
107-06-2	1,2-Dichloroethane	ND	37	6.7	ug/kg	
75-35-4	1,1-Dichloroethene	ND	180	23	ug/kg	
156-59-2	cis-1,2-Dichloroethene	ND	180	12	ug/kg	
156-60-5	trans-1,2-Dichloroethene	ND	180	16	ug/kg	
78-87-5	1,2-Dichloropropane	ND	180	9.8	ug/kg	

ND = Not detected MDL - Method Detection Limit

RL = Reporting Limit

E = Indicates value exceeds calibration range

J = Indicates an estimated value

B = Indicates analyte found in associated method blank

N = Indicates presumptive evidence of a compound

## Report of Analysis

<b>Client Sample ID:</b>	P17-6.0	<b>Date Sampled:</b>	07/18/11
<b>Lab Sample ID:</b>	C17043-19	<b>Date Received:</b>	07/19/11
<b>Matrix:</b>	SO - Soil	<b>Percent Solids:</b>	n/a
<b>Method:</b>	SW846 8260B	<b>Project:</b> Romic Soil Investigation(Romic EPA) - 2081 Bay Road,East Palo Alto,CA	

### VOA 8260 List

CAS No.	Compound	Result	RL	MDL	Units	Q
142-28-9	1,3-Dichloropropane	ND	180	14	ug/kg	
594-20-7	2,2-Dichloropropane	ND	180	6.3	ug/kg	
563-58-6	1,1-Dichloropropene	ND	180	7.7	ug/kg	
10061-01-5	cis-1,3-Dichloropropene	ND	180	5.6	ug/kg	
10061-02-6	trans-1,3-Dichloropropene	ND	180	12	ug/kg	
100-41-4	Ethylbenzene	2110	37	5.4	ug/kg	
87-68-3	Hexachlorobutadiene	ND	180	19	ug/kg	
591-78-6	2-Hexanone	ND	180	91	ug/kg	
98-82-8	Isopropylbenzene	52.5	180	5.0	ug/kg	J
99-87-6	p-Isopropyltoluene	32.5	180	11	ug/kg	J
1634-04-4	Methyl Tert Butyl Ether	7.2	37	6.6	ug/kg	J
108-10-1	4-Methyl-2-pentanone(MIBK)	ND	180	97	ug/kg	
74-95-3	Methylene bromide	ND	180	21	ug/kg	
75-09-2	Methylene chloride	ND	180	8.5	ug/kg	
91-20-3	Naphthalene	936	180	39	ug/kg	
103-65-1	n-Propylbenzene	148	180	13	ug/kg	J
100-42-5	Styrene	ND	180	6.8	ug/kg	
75-65-0	Tert Butyl Alcohol	ND	920	210	ug/kg	
994-05-8	tert-Amyl Methyl Ether	ND	180	5.5	ug/kg	
637-92-3	tert-Butyl Ethyl Ether	ND	180	5.1	ug/kg	
630-20-6	1,1,1,2-Tetrachloroethane	ND	180	6.8	ug/kg	
79-34-5	1,1,2,2-Tetrachloroethane	ND	180	6.6	ug/kg	
127-18-4	Tetrachloroethene	ND	180	7.0	ug/kg	
108-88-3	Toluene	312	37	14	ug/kg	
87-61-6	1,2,3-Trichlorobenzene	ND	180	16	ug/kg	
120-82-1	1,2,4-Trichlorobenzene	ND	180	13	ug/kg	
71-55-6	1,1,1-Trichloroethane	ND	180	8.9	ug/kg	
79-00-5	1,1,2-Trichloroethane	ND	180	16	ug/kg	
79-01-6	Trichloroethene	ND	180	9.1	ug/kg	
75-69-4	Trichlorofluoromethane	ND	180	18	ug/kg	
96-18-4	1,2,3-Trichloropropane	ND	180	39	ug/kg	
95-63-6	1,2,4-Trimethylbenzene	1190	180	41	ug/kg	
108-67-8	1,3,5-Trimethylbenzene	289	180	4.7	ug/kg	
75-01-4	Vinyl chloride	ND	180	17	ug/kg	
1330-20-7	Xylene (total)	11400	37	6.8	ug/kg	

CAS No.	Surrogate Recoveries	Run# 1	Run# 2	Limits
1868-53-7	Dibromofluoromethane	101%		67-131%
17060-07-0	1,2-Dichloroethane-D4	106%		66-130%

ND = Not detected      MDL - Method Detection Limit  
 RL = Reporting Limit  
 E = Indicates value exceeds calibration range

J = Indicates an estimated value  
 B = Indicates analyte found in associated method blank  
 N = Indicates presumptive evidence of a compound

## Report of Analysis

<b>Client Sample ID:</b>	P17-6.0	
<b>Lab Sample ID:</b>	C17043-19	<b>Date Sampled:</b> 07/18/11
<b>Matrix:</b>	SO - Soil	<b>Date Received:</b> 07/19/11
<b>Method:</b>	SW846 8260B	<b>Percent Solids:</b> n/a
<b>Project:</b>	Romic Soil Investigation(Romic EPA) - 2081 Bay Road, East Palo Alto, CA	

### VOA 8260 List

CAS No.	Surrogate Recoveries	Run# 1	Run# 2	Limits
2037-26-5	Toluene-D8	102%		76-125%
460-00-4	4-Bromofluorobenzene	95%		53-142%

(a) Analysis performed at Accutest Laboratories, Dayton, NJ.

ND = Not detected      MDL - Method Detection Limit  
 RL = Reporting Limit  
 E = Indicates value exceeds calibration range

J = Indicates an estimated value  
 B = Indicates analyte found in associated method blank  
 N = Indicates presumptive evidence of a compound

## Report of Analysis

<b>Client Sample ID:</b>	N17-2.0	<b>Date Sampled:</b>	07/18/11
<b>Lab Sample ID:</b>	C17043-20	<b>Date Received:</b>	07/19/11
<b>Matrix:</b>	SO - Soil	<b>Percent Solids:</b>	n/a <sup>a</sup>
<b>Method:</b>	SW846 8260B	<b>Project:</b> Romic Soil Investigation(Romic EPA) - 2081 Bay Road, East Palo Alto, CA	

Run #	File ID	DF	Analyzed	By	Prep Date	Prep Batch	Analytical Batch
Run #1 <sup>b</sup>	3A95354.D	1	07/30/11	ANJ	n/a	n/a	N:V3A4092
Run #2							

Run #	Initial Weight	Final Volume	Methanol Aliquot
Run #1	6.2 g	5.0 ml	2.0 ul
Run #2			

## VOA 8260 List

CAS No.	Compound	Result	RL	MDL	Units	Q
67-64-1	Acetone	ND	20000	13000	ug/kg	
71-43-2	Benzene	1400	2000	270	ug/kg	J
108-86-1	Bromobenzene	ND	10000	390	ug/kg	
74-97-5	Bromochloromethane	ND	10000	1000	ug/kg	
75-27-4	Bromodichloromethane	ND	10000	450	ug/kg	
75-25-2	Bromoform	ND	10000	1500	ug/kg	
74-83-9	Bromomethane	ND	10000	790	ug/kg	
78-93-3	2-Butanone (MEK)	50800	20000	8700	ug/kg	
104-51-8	n-Butylbenzene	590	10000	470	ug/kg	J
135-98-8	sec-Butylbenzene	ND	10000	320	ug/kg	
98-06-6	tert-Butylbenzene	ND	10000	280	ug/kg	
56-23-5	Carbon tetrachloride	ND	10000	700	ug/kg	
108-90-7	Chlorobenzene	ND	10000	650	ug/kg	
75-00-3	Chloroethane	ND	10000	820	ug/kg	
67-66-3	Chloroform	ND	10000	970	ug/kg	
74-87-3	Chloromethane	ND	10000	1300	ug/kg	
95-49-8	o-Chlorotoluene	ND	10000	760	ug/kg	
106-43-4	p-Chlorotoluene	ND	10000	420	ug/kg	
108-20-3	Di-Isopropyl ether	ND	10000	260	ug/kg	
96-12-8	1,2-Dibromo-3-chloropropane	ND	20000	3000	ug/kg	
124-48-1	Dibromochloromethane	ND	10000	340	ug/kg	
106-93-4	1,2-Dibromoethane	ND	2000	480	ug/kg	
95-50-1	1,2-Dichlorobenzene	ND	10000	560	ug/kg	
541-73-1	1,3-Dichlorobenzene	ND	10000	390	ug/kg	
106-46-7	1,4-Dichlorobenzene	ND	10000	340	ug/kg	
75-71-8	Dichlorodifluoromethane	ND	10000	650	ug/kg	
75-34-3	1,1-Dichloroethane	1070	10000	440	ug/kg	J
107-06-2	1,2-Dichloroethane	ND	2000	370	ug/kg	
75-35-4	1,1-Dichloroethene	ND	10000	1200	ug/kg	
156-59-2	cis-1,2-Dichloroethene	ND	10000	650	ug/kg	
156-60-5	trans-1,2-Dichloroethene	ND	10000	850	ug/kg	
78-87-5	1,2-Dichloropropane	ND	10000	540	ug/kg	

ND = Not detected MDL - Method Detection Limit

RL = Reporting Limit

E = Indicates value exceeds calibration range

J = Indicates an estimated value

B = Indicates analyte found in associated method blank

N = Indicates presumptive evidence of a compound

## Report of Analysis

<b>Client Sample ID:</b>	N17-2.0	<b>Date Sampled:</b>	07/18/11
<b>Lab Sample ID:</b>	C17043-20	<b>Date Received:</b>	07/19/11
<b>Matrix:</b>	SO - Soil	<b>Percent Solids:</b>	n/a <sup>a</sup>
<b>Method:</b>	SW846 8260B	<b>Project:</b> Romic Soil Investigation(Romic EPA) - 2081 Bay Road,East Palo Alto,CA	

### VOA 8260 List

CAS No.	Compound	Result	RL	MDL	Units	Q
142-28-9	1,3-Dichloropropane	ND	10000	750	ug/kg	
594-20-7	2,2-Dichloropropane	ND	10000	350	ug/kg	
563-58-6	1,1-Dichloropropene	ND	10000	420	ug/kg	
10061-01-5	cis-1,3-Dichloropropene	ND	10000	310	ug/kg	
10061-02-6	trans-1,3-Dichloropropene	ND	10000	680	ug/kg	
100-41-4	Ethylbenzene	36800	2000	300	ug/kg	
87-68-3	Hexachlorobutadiene	ND	10000	1100	ug/kg	
591-78-6	2-Hexanone	ND	10000	5000	ug/kg	
98-82-8	Isopropylbenzene	723	10000	280	ug/kg	J
99-87-6	p-Isopropyltoluene	ND	10000	600	ug/kg	
1634-04-4	Methyl Tert Butyl Ether	ND	2000	360	ug/kg	
108-10-1	4-Methyl-2-pentanone(MIBK)	ND	10000	5300	ug/kg	
74-95-3	Methylene bromide	ND	10000	1100	ug/kg	
75-09-2	Methylene chloride	6990	10000	460	ug/kg	J
91-20-3	Naphthalene	ND	10000	2100	ug/kg	
103-65-1	n-Propylbenzene	1380	10000	700	ug/kg	J
100-42-5	Styrene	ND	10000	370	ug/kg	
75-65-0	Tert Butyl Alcohol	ND	50000	12000	ug/kg	
994-05-8	tert-Amyl Methyl Ether	ND	10000	300	ug/kg	
637-92-3	tert-Butyl Ethyl Ether	ND	10000	280	ug/kg	
630-20-6	1,1,1,2-Tetrachloroethane	ND	10000	370	ug/kg	
79-34-5	1,1,2,2-Tetrachloroethane	ND	10000	360	ug/kg	
127-18-4	Tetrachloroethene	13300	10000	390	ug/kg	
108-88-3	Toluene	268000	2000	760	ug/kg	
87-61-6	1,2,3-Trichlorobenzene	ND	10000	880	ug/kg	
120-82-1	1,2,4-Trichlorobenzene	ND	10000	690	ug/kg	
71-55-6	1,1,1-Trichloroethane	3570	10000	490	ug/kg	J
79-00-5	1,1,2-Trichloroethane	ND	10000	870	ug/kg	
79-01-6	Trichloroethene	4240	10000	500	ug/kg	J
75-69-4	Trichlorofluoromethane	ND	10000	970	ug/kg	
96-18-4	1,2,3-Trichloropropane	ND	10000	2200	ug/kg	
95-63-6	1,2,4-Trimethylbenzene	7730	10000	2300	ug/kg	J
108-67-8	1,3,5-Trimethylbenzene	1960	10000	260	ug/kg	J
75-01-4	Vinyl chloride	ND	10000	930	ug/kg	
1330-20-7	Xylene (total)	138000	2000	370	ug/kg	

CAS No.	Surrogate Recoveries	Run# 1	Run# 2	Limits
1868-53-7	Dibromofluoromethane	99%		67-131%
17060-07-0	1,2-Dichloroethane-D4	95%		66-130%

ND = Not detected      MDL - Method Detection Limit  
 RL = Reporting Limit  
 E = Indicates value exceeds calibration range

J = Indicates an estimated value  
 B = Indicates analyte found in associated method blank  
 N = Indicates presumptive evidence of a compound

## Report of Analysis

<b>Client Sample ID:</b>	N17-2.0	
<b>Lab Sample ID:</b>	C17043-20	<b>Date Sampled:</b> 07/18/11
<b>Matrix:</b>	SO - Soil	<b>Date Received:</b> 07/19/11
<b>Method:</b>	SW846 8260B	<b>Percent Solids:</b> n/a <sup>a</sup>
<b>Project:</b>	Romic Soil Investigation(Romic EPA) - 2081 Bay Road, East Palo Alto, CA	

### VOA 8260 List

CAS No.	Surrogate Recoveries	Run# 1	Run# 2	Limits
2037-26-5	Toluene-D8	101%		76-125%
460-00-4	4-Bromofluorobenzene	96%		53-142%

- (a) All results reported on wet weight basis.
- (b) Analysis performed at Accutest Laboratories, Dayton, NJ.

ND = Not detected      MDL - Method Detection Limit  
 RL = Reporting Limit  
 E = Indicates value exceeds calibration range

J = Indicates an estimated value  
 B = Indicates analyte found in associated method blank  
 N = Indicates presumptive evidence of a compound



## Report of Analysis

<b>Client Sample ID:</b> N17-2.0	
<b>Lab Sample ID:</b> C17043-20	<b>Date Sampled:</b> 07/18/11
<b>Matrix:</b> SO - Soil	<b>Date Received:</b> 07/19/11
<b>Method:</b> SW846 8270C SW846 3550B	<b>Percent Solids:</b> n/a <sup>a</sup>
<b>Project:</b> Romic Soil Investigation(Romic EPA) - 2081 Bay Road, East Palo Alto, CA	

Run #1	File ID	DF	Analyzed	By	Prep Date	Prep Batch	Analytical Batch
Run #1	Y8919.D	1	07/20/11	MT	07/20/11	OP4270	EY425
Run #2							

Run #1	Initial Weight	Final Volume
Run #1	10.0 g	1.0 ml
Run #2		

### ABN Full List

CAS No.	Compound	Result	RL	MDL	Units	Q
65-85-0	Benzoic acid	2030	1000	890	ug/kg	
95-57-8	2-Chlorophenol	ND	1000	680	ug/kg	
59-50-7	4-Chloro-3-methyl phenol	ND	500	420	ug/kg	
120-83-2	2,4-Dichlorophenol	ND	500	140	ug/kg	
105-67-9	2,4-Dimethylphenol	ND	500	150	ug/kg	
51-28-5	2,4-Dinitrophenol	ND	2500	850	ug/kg	
534-52-1	4,6-Dinitro-o-cresol	ND	2000	1000	ug/kg	
95-48-7	2-Methylphenol	222	500	170	ug/kg	J
	3&4-Methylphenol	895	500	150	ug/kg	
88-75-5	2-Nitrophenol	ND	500	130	ug/kg	
100-02-7	4-Nitrophenol	ND	2000	1200	ug/kg	
87-86-5	Pentachlorophenol	ND	500	420	ug/kg	
108-95-2	Phenol	2950	2000	1300	ug/kg	
95-95-4	2,4,5-Trichlorophenol	ND	500	120	ug/kg	
88-06-2	2,4,6-Trichlorophenol	ND	500	160	ug/kg	
83-32-9	Acenaphthene	ND	1000	500	ug/kg	
208-96-8	Acenaphthylene	ND	500	200	ug/kg	
62-53-3	Aniline	ND	500	140	ug/kg	
120-12-7	Anthracene	ND	500	100	ug/kg	
103-33-3	Azobenzene	ND	500	170	ug/kg	
92-87-5	Benzidine	ND	2500	730	ug/kg	
56-55-3	Benzo(a)anthracene	ND	500	70	ug/kg	
50-32-8	Benzo(a)pyrene	ND	500	90	ug/kg	
205-99-2	Benzo(b)fluoranthene	ND	500	60	ug/kg	
191-24-2	Benzo(g,h,i)perylene	ND	500	150	ug/kg	
207-08-9	Benzo(k)fluoranthene	ND	500	120	ug/kg	
101-55-3	4-Bromophenyl phenyl ether	ND	500	150	ug/kg	
85-68-7	Butyl benzyl phthalate	ND	500	110	ug/kg	
100-51-6	Benzyl Alcohol	ND	1000	160	ug/kg	
91-58-7	2-Chloronaphthalene	ND	500	180	ug/kg	
106-47-8	4-Chloroaniline	ND	500	140	ug/kg	
86-74-8	Carbazole	ND	500	80	ug/kg	

ND = Not detected      MDL - Method Detection Limit

RL = Reporting Limit

E = Indicates value exceeds calibration range

J = Indicates an estimated value

B = Indicates analyte found in associated method blank

N = Indicates presumptive evidence of a compound

## Report of Analysis

<b>Client Sample ID:</b>	N17-2.0	<b>Date Sampled:</b>	07/18/11
<b>Lab Sample ID:</b>	C17043-20	<b>Date Received:</b>	07/19/11
<b>Matrix:</b>	SO - Soil	<b>Percent Solids:</b>	n/a <sup>a</sup>
<b>Method:</b>	SW846 8270C SW846 3550B		
<b>Project:</b>	Romic Soil Investigation(Romic EPA) - 2081 Bay Road, East Palo Alto, CA		

## ABN Full List

CAS No.	Compound	Result	RL	MDL	Units	Q
218-01-9	Chrysene	ND	500	100	ug/kg	
111-91-1	bis(2-Chloroethoxy)methane	ND	500	180	ug/kg	
111-44-4	bis(2-Chloroethyl)ether	ND	500	230	ug/kg	
108-60-1	bis(2-Chloroisopropyl)ether	ND	500	270	ug/kg	
7005-72-3	4-Chlorophenyl phenyl ether	ND	500	190	ug/kg	
95-50-1	1,2-Dichlorobenzene	ND	500	160	ug/kg	
541-73-1	1,3-Dichlorobenzene	ND	500	150	ug/kg	
106-46-7	1,4-Dichlorobenzene	ND	500	420	ug/kg	
121-14-2	2,4-Dinitrotoluene	ND	500	460	ug/kg	
606-20-2	2,6-Dinitrotoluene	ND	1000	320	ug/kg	
91-94-1	3,3'-Dichlorobenzidine	ND	2500	140	ug/kg	
53-70-3	Dibenzo(a,h)anthracene	ND	500	130	ug/kg	
132-64-9	Dibenzofuran	ND	500	160	ug/kg	
122-39-4	Diphenylamine	ND	500	120	ug/kg	
84-74-2	Di-n-butyl phthalate	ND	500	100	ug/kg	
117-84-0	Di-n-octyl phthalate	3930	500	130	ug/kg	
84-66-2	Diethyl phthalate	ND	500	170	ug/kg	
131-11-3	Dimethyl phthalate	ND	500	180	ug/kg	
117-81-7	bis(2-Ethylhexyl)phthalate	7350	500	220	ug/kg	
206-44-0	Fluoranthene	ND	500	100	ug/kg	
86-73-7	Fluorene	ND	500	180	ug/kg	
118-74-1	Hexachlorobenzene	ND	500	130	ug/kg	
87-68-3	Hexachlorobutadiene	ND	500	190	ug/kg	
77-47-4	Hexachlorocyclopentadiene	ND	500	140	ug/kg	
67-72-1	Hexachloroethane	ND	500	160	ug/kg	
193-39-5	Indeno(1,2,3-cd)pyrene	ND	500	140	ug/kg	
78-59-1	Isophorone	ND	500	170	ug/kg	
90-12-0	1-Methylnaphthalene	ND	500	160	ug/kg	
91-57-6	2-Methylnaphthalene	ND	500	160	ug/kg	
88-74-4	2-Nitroaniline	ND	500	120	ug/kg	
99-09-2	3-Nitroaniline	ND	500	120	ug/kg	
100-01-6	4-Nitroaniline	ND	500	300	ug/kg	
91-20-3	Naphthalene	ND	500	170	ug/kg	
98-95-3	Nitrobenzene	ND	500	160	ug/kg	
62-75-9	N-Nitrosodimethylamine	ND	5000	2200	ug/kg	
621-64-7	N-Nitroso-di-n-propylamine	ND	1000	550	ug/kg	
85-01-8	Phenanthrene	ND	500	110	ug/kg	
129-00-0	Pyrene	ND	1000	680	ug/kg	
110-86-1	Pyridine	ND	2000	220	ug/kg	
120-82-1	1,2,4-Trichlorobenzene	ND	500	340	ug/kg	

ND = Not detected MDL - Method Detection Limit

RL = Reporting Limit

E = Indicates value exceeds calibration range

J = Indicates an estimated value

B = Indicates analyte found in associated method blank

N = Indicates presumptive evidence of a compound

## Report of Analysis

<b>Client Sample ID:</b>	N17-2.0		<b>Date Sampled:</b>	07/18/11
<b>Lab Sample ID:</b>	C17043-20		<b>Date Received:</b>	07/19/11
<b>Matrix:</b>	SO - Soil		<b>Percent Solids:</b>	n/a <sup>a</sup>
<b>Method:</b>	SW846 8270C SW846 3550B			
<b>Project:</b>	Romic Soil Investigation(Romic EPA) - 2081 Bay Road, East Palo Alto, CA			

### ABN Full List

CAS No.	Surrogate Recoveries	Run# 1	Run# 2	Limits
367-12-4	2-Fluorophenol	38%		20-100%
4165-62-2	Phenol-d5	36%		20-100%
118-79-6	2,4,6-Tribromophenol	84%		30-100%
4165-60-0	Nitrobenzene-d5	39%		20-100%
321-60-8	2-Fluorobiphenyl	41%		20-106%
1718-51-0	Terphenyl-d14	92%		55-130%

(a) All results reported on wet weight basis.

ND = Not detected      MDL - Method Detection Limit  
 RL = Reporting Limit  
 E = Indicates value exceeds calibration range

J = Indicates an estimated value  
 B = Indicates analyte found in associated method blank  
 N = Indicates presumptive evidence of a compound

## Report of Analysis

<b>Client Sample ID:</b> N17-2.0		<b>Date Sampled:</b> 07/18/11
<b>Lab Sample ID:</b> C17043-20		<b>Date Received:</b> 07/19/11
<b>Matrix:</b> SO - Soil		<b>Percent Solids:</b> n/a <sup>a</sup>
<b>Method:</b> SW846 8015B		
<b>Project:</b> Romic Soil Investigation(Romic EPA) - 2081 Bay Road, East Palo Alto, CA		

Run #	File ID	DF	Analyzed	By	Prep Date	Prep Batch	Analytical Batch
Run #1	JK21382.D	1	07/29/11	TT	n/a	n/a	GJK884
Run #2							

Run #	Initial Weight	Final Volume	Methanol Aliquot
Run #1	5.03 g	5.0 ml	10.0 ul
Run #2			

**TPH Volatiles**

CAS No.	Compound	Result	RL	MDL	Units	Q
	TPH-GRO (C6-C10)	223	50	25	mg/kg	
CAS No.	Surrogate Recoveries	Run# 1	Run# 2	Limits		
98-08-8	aaa-Trifluorotoluene	88%		60-157%		

(a) All results reported on wet weight basis.

ND = Not detected      MDL - Method Detection Limit  
 RL = Reporting Limit  
 E = Indicates value exceeds calibration range

J = Indicates an estimated value  
 B = Indicates analyte found in associated method blank  
 N = Indicates presumptive evidence of a compound

# Report of Analysis

<b>Client Sample ID:</b> N17-2.0	
<b>Lab Sample ID:</b> C17043-20	<b>Date Sampled:</b> 07/18/11
<b>Matrix:</b> SO - Soil	<b>Date Received:</b> 07/19/11
<b>Method:</b> SW846 8081A SW846 3545A	<b>Percent Solids:</b> n/a <sup>a</sup>
<b>Project:</b> Romic Soil Investigation(Romic EPA) - 2081 Bay Road, East Palo Alto, CA	

Run #	File ID	DF	Analyzed	By	Prep Date	Prep Batch	Analytical Batch
Run #1 <sup>b</sup>	OO22784.D	100	07/27/11	RV	07/19/11	OP4256	G00728
Run #2							

Run #	Initial Weight	Final Volume
Run #1	10.0 g	10.0 ml
Run #2		

### Pesticide PPL List

CAS No.	Compound	Result	RL	MDL	Units	Q
309-00-2	Aldrin	ND	2500	1000	ug/kg	
319-84-6	alpha-BHC	ND	2500	1100	ug/kg	
319-85-7	beta-BHC	ND	2500	350	ug/kg	
319-86-8	delta-BHC	ND	2500	350	ug/kg	
58-89-9	gamma-BHC (Lindane)	ND	2500	750	ug/kg	
12789-03-6	Chlordane	ND	10000	10000	ug/kg	
60-57-1	Dieldrin	ND	2500	300	ug/kg	
72-54-8	4,4' -DDD	ND	2500	350	ug/kg	
72-55-9	4,4' -DDE	ND	2500	300	ug/kg	
50-29-3	4,4' -DDT	ND	2500	300	ug/kg	
72-20-8	Endrin	ND	2500	300	ug/kg	
7421-93-4	Endrin aldehyde	ND	2500	600	ug/kg	
959-98-8	Endosulfan-I	ND	2500	350	ug/kg	
33213-65-9	Endosulfan-II	ND	2500	350	ug/kg	
1031-07-8	Endosulfan sulfate	ND	2500	800	ug/kg	
76-44-8	Heptachlor	ND	2500	600	ug/kg	
1024-57-3	Heptachlor epoxide	ND	2500	400	ug/kg	
72-43-5	Methoxychlor	ND	2500	350	ug/kg	
8001-35-2	Toxaphene	ND	10000	10000	ug/kg	

CAS No.	Surrogate Recoveries	Run# 1	Run# 2	Limits
877-09-8	Tetrachloro-m-xylene	56%		35-132%
877-09-8	Tetrachloro-m-xylene	127%		35-132%
2051-24-3	Decachlorobiphenyl	98%		35-132%
2051-24-3	Decachlorobiphenyl	106%		35-132%

(a) All results reported on wet weight basis.

(b) Reporting limits raised due to high concentration of PCB (Aroclor 1260) and non-target Hydrocarbons.

ND = Not detected      MDL - Method Detection Limit  
 RL = Reporting Limit  
 E = Indicates value exceeds calibration range

J = Indicates an estimated value  
 B = Indicates analyte found in associated method blank  
 N = Indicates presumptive evidence of a compound

## Report of Analysis

<b>Client Sample ID:</b> N17-2.0		<b>Date Sampled:</b> 07/18/11
<b>Lab Sample ID:</b> C17043-20		<b>Date Received:</b> 07/19/11
<b>Matrix:</b> SO - Soil		<b>Percent Solids:</b> n/a <sup>a</sup>
<b>Method:</b> SW846 8082 SW846 3545A		
<b>Project:</b> Romc Soil Investigation(Romc EPA) - 2081 Bay Road, East Palo Alto, CA		

Run #	File ID	DF	Analyzed	By	Prep Date	Prep Batch	Analytical Batch
Run #1	PP20306.D	20	07/22/11	RV	07/19/11	OP4257	GPP689
Run #2							

Run #	Initial Weight	Final Volume
Run #1	10.0 g	10.0 ml
Run #2		

**PCB List**

CAS No.	Compound	Result	RL	MDL	Units	Q
12674-11-2	Aroclor 1016	ND	2000	340	ug/kg	
11104-28-2	Aroclor 1221	ND	2000	1000	ug/kg	
11141-16-5	Aroclor 1232	ND	2000	1000	ug/kg	
53469-21-9	Aroclor 1242	ND	2000	1000	ug/kg	
12672-29-6	Aroclor 1248 <sup>b</sup>	9720	2000	1000	ug/kg	
11097-69-1	Aroclor 1254 <sup>b</sup>	12300	2000	1000	ug/kg	
11096-82-5	Aroclor 1260 <sup>b</sup>	4610	2000	400	ug/kg	

CAS No.	Surrogate Recoveries	Run# 1	Run# 2	Limits
877-09-8	Tetrachloro-m-xylene	68%		45-108%
877-09-8	Tetrachloro-m-xylene	79%		45-108%
2051-24-3	Decachlorobiphenyl	119%		54-121%
2051-24-3	Decachlorobiphenyl	99%		54-121%

(a) All results reported on wet weight basis.

(b) Estimated value due to the presence of multiple overlapping Aroclor patterns.

ND = Not detected      MDL - Method Detection Limit  
 RL = Reporting Limit  
 E = Indicates value exceeds calibration range

J = Indicates an estimated value  
 B = Indicates analyte found in associated method blank  
 N = Indicates presumptive evidence of a compound

## Report of Analysis

<b>Client Sample ID:</b> N17-2.0		<b>Date Sampled:</b> 07/18/11
<b>Lab Sample ID:</b> C17043-20		<b>Date Received:</b> 07/19/11
<b>Matrix:</b> SO - Soil		<b>Percent Solids:</b> n/a <sup>a</sup>
<b>Method:</b> SW846 8015B M SW846 3545A		
<b>Project:</b> Romic Soil Investigation(Romic EPA) - 2081 Bay Road, East Palo Alto, CA		

Run #	File ID	DF	Analyzed	By	Prep Date	Prep Batch	Analytical Batch
Run #1	GG27117.D	3	07/26/11	JH	07/21/11	OP4276	GGG728
Run #2							

Run #	Initial Weight	Final Volume
Run #1	10.0 g	1.0 ml
Run #2		

**TPH Extractable w/ Silica Gel Cleanup**

CAS No.	Compound	Result	RL	MDL	Units	Q
	TPH (C10-C28)	117	30	15	mg/kg	
	TPH (> C28-C40)	99.9	60	30	mg/kg	

CAS No.	Surrogate Recoveries	Run# 1	Run# 2	Limits
630-01-3	Hexacosane	64%		45-140%

(a) All results reported on wet weight basis.

ND = Not detected      MDL - Method Detection Limit  
 RL = Reporting Limit  
 E = Indicates value exceeds calibration range

J = Indicates an estimated value  
 B = Indicates analyte found in associated method blank  
 N = Indicates presumptive evidence of a compound

## Report of Analysis

<b>Client Sample ID:</b> N17-2.0	<b>Date Sampled:</b> 07/18/11
<b>Lab Sample ID:</b> C17043-20	<b>Date Received:</b> 07/19/11
<b>Matrix:</b> SO - Soil	<b>Percent Solids:</b> n/a <sup>a</sup>
<b>Project:</b> Romic Soil Investigation(Romic EPA) - 2081 Bay Road,East Palo Alto,CA	

## Metals Analysis

Analyte	Result	RL	Units	DF	Prep	Analyzed By	Method	Prep Method
Antimony	< 1.9	1.9	mg/kg	1	07/19/11	07/21/11 RS	SW846 6010B <sup>1</sup>	SW846 3050B <sup>4</sup>
Arsenic	3.6	1.9	mg/kg	1	07/19/11	07/21/11 RS	SW846 6010B <sup>1</sup>	SW846 3050B <sup>4</sup>
Barium	145	19	mg/kg	1	07/19/11	07/21/11 RS	SW846 6010B <sup>1</sup>	SW846 3050B <sup>4</sup>
Beryllium	0.96	0.93	mg/kg	1	07/19/11	07/21/11 RS	SW846 6010B <sup>1</sup>	SW846 3050B <sup>4</sup>
Cadmium	2.3	0.93	mg/kg	1	07/19/11	07/21/11 RS	SW846 6010B <sup>1</sup>	SW846 3050B <sup>4</sup>
Chromium	115	0.93	mg/kg	1	07/19/11	07/21/11 RS	SW846 6010B <sup>1</sup>	SW846 3050B <sup>4</sup>
Cobalt	16.2	0.93	mg/kg	1	07/19/11	07/21/11 RS	SW846 6010B <sup>1</sup>	SW846 3050B <sup>4</sup>
Copper	97.5	2.3	mg/kg	1	07/19/11	07/21/11 RS	SW846 6010B <sup>1</sup>	SW846 3050B <sup>4</sup>
Lead	306	1.9	mg/kg	1	07/19/11	07/21/11 RS	SW846 6010B <sup>1</sup>	SW846 3050B <sup>4</sup>
Mercury	0.82	0.077	mg/kg	2	07/25/11	07/25/11 PH	SW846 7471A <sup>2</sup>	SW846 7471A <sup>5</sup>
Molybdenum	6.7	1.9	mg/kg	1	07/19/11	07/21/11 RS	SW846 6010B <sup>1</sup>	SW846 3050B <sup>4</sup>
Nickel	48.3	0.93	mg/kg	1	07/19/11	07/21/11 RS	SW846 6010B <sup>1</sup>	SW846 3050B <sup>4</sup>
Selenium	< 1.9	1.9	mg/kg	1	07/19/11	07/21/11 RS	SW846 6010B <sup>1</sup>	SW846 3050B <sup>4</sup>
Silver	< 0.93	0.93	mg/kg	1	07/19/11	07/21/11 RS	SW846 6010B <sup>1</sup>	SW846 3050B <sup>4</sup>
Thallium	< 3.7	3.7	mg/kg	2	07/19/11	07/27/11 RS	SW846 6010B <sup>3</sup>	SW846 3050B <sup>4</sup>
Vanadium	70.9	0.93	mg/kg	1	07/19/11	07/21/11 RS	SW846 6010B <sup>1</sup>	SW846 3050B <sup>4</sup>
Zinc	172	1.9	mg/kg	1	07/19/11	07/21/11 RS	SW846 6010B <sup>1</sup>	SW846 3050B <sup>4</sup>

(1) Instrument QC Batch: MA1997

(2) Instrument QC Batch: MA2004

(3) Instrument QC Batch: MA2009

(4) Prep QC Batch: MP3733

(5) Prep QC Batch: MP3760

(a) All results reported on wet weight basis.

RL = Reporting Limit



## Report of Analysis

<b>Client Sample ID:</b>	N17-4.0	<b>Date Sampled:</b>	07/18/11
<b>Lab Sample ID:</b>	C17043-21	<b>Date Received:</b>	07/19/11
<b>Matrix:</b>	SO - Soil	<b>Percent Solids:</b>	n/a
<b>Method:</b>	SW846 8260B	<b>Project:</b> Romic Soil Investigation(Romic EPA) - 2081 Bay Road, East Palo Alto, CA	

	File ID	DF	Analyzed	By	Prep Date	Prep Batch	Analytical Batch
Run #1 <sup>a</sup>	3A95398.D	1	08/01/11	ANJ	n/a	n/a	N:V3A4094
Run #2 <sup>a</sup>	3A95401.D	1	08/01/11	ANJ	n/a	n/a	N:V3A4094

	Initial Weight	Final Volume	Methanol Aliquot
Run #1	6.7 g	5.0 ml	100 ul
Run #2	6.7 g	5.0 ml	10.0 ul

## VOA 8260 List

CAS No.	Compound	Result	RL	MDL	Units	Q
67-64-1	Acetone	7180	370	250	ug/kg	
71-43-2	Benzene	35.9	37	5.0	ug/kg	J
108-86-1	Bromobenzene	ND	190	7.3	ug/kg	
74-97-5	Bromochloromethane	ND	190	19	ug/kg	
75-27-4	Bromodichloromethane	ND	190	8.4	ug/kg	
75-25-2	Bromoform	ND	190	28	ug/kg	
74-83-9	Bromomethane	ND	190	15	ug/kg	
78-93-3	2-Butanone (MEK)	36400 <sup>b</sup>	3700	1600	ug/kg	
104-51-8	n-Butylbenzene	218	190	8.8	ug/kg	
135-98-8	sec-Butylbenzene	130	190	5.9	ug/kg	J
98-06-6	tert-Butylbenzene	ND	190	5.1	ug/kg	
56-23-5	Carbon tetrachloride	ND	190	13	ug/kg	
108-90-7	Chlorobenzene	279	190	12	ug/kg	
75-00-3	Chloroethane	270	190	15	ug/kg	
67-66-3	Chloroform	ND	190	18	ug/kg	
74-87-3	Chloromethane	ND	190	23	ug/kg	
95-49-8	o-Chlorotoluene	ND	190	14	ug/kg	
106-43-4	p-Chlorotoluene	ND	190	7.8	ug/kg	
108-20-3	Di-Isopropyl ether	ND	190	4.7	ug/kg	
96-12-8	1,2-Dibromo-3-chloropropane	ND	370	56	ug/kg	
124-48-1	Dibromochloromethane	ND	190	6.3	ug/kg	
106-93-4	1,2-Dibromoethane	ND	37	8.9	ug/kg	
95-50-1	1,2-Dichlorobenzene	55.9	190	10	ug/kg	J
541-73-1	1,3-Dichlorobenzene	ND	190	7.2	ug/kg	
106-46-7	1,4-Dichlorobenzene	ND	190	6.3	ug/kg	
75-71-8	Dichlorodifluoromethane	ND	190	12	ug/kg	
75-34-3	1,1-Dichloroethane	126	190	8.1	ug/kg	J
107-06-2	1,2-Dichloroethane	ND	37	6.8	ug/kg	
75-35-4	1,1-Dichloroethene	ND	190	23	ug/kg	
156-59-2	cis-1,2-Dichloroethene	14.6	190	12	ug/kg	J
156-60-5	trans-1,2-Dichloroethene	ND	190	16	ug/kg	
78-87-5	1,2-Dichloropropane	ND	190	9.9	ug/kg	

ND = Not detected MDL - Method Detection Limit

RL = Reporting Limit

E = Indicates value exceeds calibration range

J = Indicates an estimated value

B = Indicates analyte found in associated method blank

N = Indicates presumptive evidence of a compound

# Report of Analysis

<b>Client Sample ID:</b>	N17-4.0	<b>Date Sampled:</b>	07/18/11
<b>Lab Sample ID:</b>	C17043-21	<b>Date Received:</b>	07/19/11
<b>Matrix:</b>	SO - Soil	<b>Percent Solids:</b>	n/a
<b>Method:</b>	SW846 8260B	<b>Project:</b> Romic Soil Investigation(Romic EPA) - 2081 Bay Road,East Palo Alto,CA	

**VOA 8260 List**

CAS No.	Compound	Result	RL	MDL	Units	Q
142-28-9	1,3-Dichloropropane	ND	190	14	ug/kg	
594-20-7	2,2-Dichloropropane	ND	190	6.4	ug/kg	
563-58-6	1,1-Dichloropropene	ND	190	7.8	ug/kg	
10061-01-5	cis-1,3-Dichloropropene	ND	190	5.7	ug/kg	
10061-02-6	trans-1,3-Dichloropropene	ND	190	13	ug/kg	
100-41-4	Ethylbenzene	1580	37	5.5	ug/kg	
87-68-3	Hexachlorobutadiene	ND	190	19	ug/kg	
591-78-6	2-Hexanone	222	190	93	ug/kg	
98-82-8	Isopropylbenzene	135	190	5.1	ug/kg	J
99-87-6	p-Isopropyltoluene	212	190	11	ug/kg	
1634-04-4	Methyl Tert Butyl Ether	9.7	37	6.7	ug/kg	J
108-10-1	4-Methyl-2-pentanone(MIBK)	2660	190	98	ug/kg	
74-95-3	Methylene bromide	ND	190	21	ug/kg	
75-09-2	Methylene chloride	764	190	8.6	ug/kg	
91-20-3	Naphthalene	802	190	40	ug/kg	
103-65-1	n-Propylbenzene	441	190	13	ug/kg	
100-42-5	Styrene	ND	190	6.9	ug/kg	
75-65-0	Tert Butyl Alcohol	ND	930	210	ug/kg	
994-05-8	tert-Amyl Methyl Ether	ND	190	5.6	ug/kg	
637-92-3	tert-Butyl Ethyl Ether	ND	190	5.2	ug/kg	
630-20-6	1,1,1,2-Tetrachloroethane	ND	190	6.9	ug/kg	
79-34-5	1,1,2,2-Tetrachloroethane	ND	190	6.7	ug/kg	
127-18-4	Tetrachloroethene	19.0	190	7.1	ug/kg	J
108-88-3	Toluene	622	37	14	ug/kg	
87-61-6	1,2,3-Trichlorobenzene	ND	190	16	ug/kg	
120-82-1	1,2,4-Trichlorobenzene	ND	190	13	ug/kg	
71-55-6	1,1,1-Trichloroethane	ND	190	9.0	ug/kg	
79-00-5	1,1,2-Trichloroethane	ND	190	16	ug/kg	
79-01-6	Trichloroethene	13.2	190	9.2	ug/kg	J
75-69-4	Trichlorofluoromethane	ND	190	18	ug/kg	
96-18-4	1,2,3-Trichloropropane	ND	190	40	ug/kg	
95-63-6	1,2,4-Trimethylbenzene	5680	190	42	ug/kg	
108-67-8	1,3,5-Trimethylbenzene	1420	190	4.7	ug/kg	
75-01-4	Vinyl chloride	ND	190	17	ug/kg	
1330-20-7	Xylene (total)	7990	37	6.9	ug/kg	

CAS No.	Surrogate Recoveries	Run# 1	Run# 2	Limits
1868-53-7	Dibromofluoromethane	99%	99%	67-131%
17060-07-0	1,2-Dichloroethane-D4	104%	99%	66-130%

ND = Not detected      MDL - Method Detection Limit      J = Indicates an estimated value  
 RL = Reporting Limit      B = Indicates analyte found in associated method blank  
 E = Indicates value exceeds calibration range      N = Indicates presumptive evidence of a compound

## Report of Analysis

<b>Client Sample ID:</b> N17-4.0	
<b>Lab Sample ID:</b> C17043-21	<b>Date Sampled:</b> 07/18/11
<b>Matrix:</b> SO - Soil	<b>Date Received:</b> 07/19/11
<b>Method:</b> SW846 8260B	<b>Percent Solids:</b> n/a
<b>Project:</b> Romic Soil Investigation(Romic EPA) - 2081 Bay Road, East Palo Alto, CA	

### VOA 8260 List

CAS No.	Surrogate Recoveries	Run# 1	Run# 2	Limits
2037-26-5	Toluene-D8	101%	100%	76-125%
460-00-4	4-Bromofluorobenzene	98%	96%	53-142%

- (a) Analysis performed at Accutest Laboratories, Dayton, NJ.
- (b) Result is from Run# 2

ND = Not detected      MDL - Method Detection Limit  
 RL = Reporting Limit  
 E = Indicates value exceeds calibration range

J = Indicates an estimated value  
 B = Indicates analyte found in associated method blank  
 N = Indicates presumptive evidence of a compound

## Report of Analysis

<b>Client Sample ID:</b>	N17-7.0	<b>Date Sampled:</b>	07/18/11
<b>Lab Sample ID:</b>	C17043-22	<b>Date Received:</b>	07/19/11
<b>Matrix:</b>	SO - Soil	<b>Percent Solids:</b>	n/a
<b>Method:</b>	SW846 8260B	<b>Project:</b> Romic Soil Investigation(Romic EPA) - 2081 Bay Road, East Palo Alto, CA	

Run #	File ID	DF	Analyzed	By	Prep Date	Prep Batch	Analytical Batch
Run #1 <sup>a</sup>	3A95399.D	1	08/01/11	ANJ	n/a	n/a	N:V3A4094
Run #2							

Run #	Initial Weight	Final Volume	Methanol Aliquot
Run #1	7.0 g	5.0 ml	100 ul
Run #2			

## VOA 8260 List

CAS No.	Compound	Result	RL	MDL	Units	Q
67-64-1	Acetone	ND	360	240	ug/kg	
71-43-2	Benzene	10.6	36	4.8	ug/kg	J
108-86-1	Bromobenzene	ND	180	7.0	ug/kg	
74-97-5	Bromochloromethane	ND	180	19	ug/kg	
75-27-4	Bromodichloromethane	ND	180	8.0	ug/kg	
75-25-2	Bromoform	ND	180	27	ug/kg	
74-83-9	Bromomethane	ND	180	14	ug/kg	
78-93-3	2-Butanone (MEK)	ND	360	150	ug/kg	
104-51-8	n-Butylbenzene	ND	180	8.4	ug/kg	
135-98-8	sec-Butylbenzene	ND	180	5.7	ug/kg	
98-06-6	tert-Butylbenzene	ND	180	4.9	ug/kg	
56-23-5	Carbon tetrachloride	ND	180	12	ug/kg	
108-90-7	Chlorobenzene	524	180	12	ug/kg	
75-00-3	Chloroethane	54.3	180	15	ug/kg	J
67-66-3	Chloroform	ND	180	17	ug/kg	
74-87-3	Chloromethane	ND	180	22	ug/kg	
95-49-8	o-Chlorotoluene	ND	180	13	ug/kg	
106-43-4	p-Chlorotoluene	ND	180	7.5	ug/kg	
108-20-3	Di-Isopropyl ether	ND	180	4.5	ug/kg	
96-12-8	1,2-Dibromo-3-chloropropane	ND	360	54	ug/kg	
124-48-1	Dibromochloromethane	ND	180	6.0	ug/kg	
106-93-4	1,2-Dibromoethane	ND	36	8.5	ug/kg	
95-50-1	1,2-Dichlorobenzene	ND	180	9.9	ug/kg	
541-73-1	1,3-Dichlorobenzene	ND	180	6.9	ug/kg	
106-46-7	1,4-Dichlorobenzene	ND	180	6.1	ug/kg	
75-71-8	Dichlorodifluoromethane	ND	180	11	ug/kg	
75-34-3	1,1-Dichloroethane	ND	180	7.8	ug/kg	
107-06-2	1,2-Dichloroethane	ND	36	6.5	ug/kg	
75-35-4	1,1-Dichloroethene	ND	180	22	ug/kg	
156-59-2	cis-1,2-Dichloroethene	ND	180	12	ug/kg	
156-60-5	trans-1,2-Dichloroethene	ND	180	15	ug/kg	
78-87-5	1,2-Dichloropropane	ND	180	9.5	ug/kg	

ND = Not detected MDL - Method Detection Limit

RL = Reporting Limit

E = Indicates value exceeds calibration range

J = Indicates an estimated value

B = Indicates analyte found in associated method blank

N = Indicates presumptive evidence of a compound

## Report of Analysis

<b>Client Sample ID:</b>	N17-7.0	<b>Date Sampled:</b>	07/18/11
<b>Lab Sample ID:</b>	C17043-22	<b>Date Received:</b>	07/19/11
<b>Matrix:</b>	SO - Soil	<b>Percent Solids:</b>	n/a
<b>Method:</b>	SW846 8260B	<b>Project:</b> Romic Soil Investigation(Romic EPA) - 2081 Bay Road,East Palo Alto,CA	

**VOA 8260 List**

CAS No.	Compound	Result	RL	MDL	Units	Q
142-28-9	1,3-Dichloropropane	ND	180	13	ug/kg	
594-20-7	2,2-Dichloropropane	ND	180	6.1	ug/kg	
563-58-6	1,1-Dichloropropene	ND	180	7.5	ug/kg	
10061-01-5	cis-1,3-Dichloropropene	ND	180	5.4	ug/kg	
10061-02-6	trans-1,3-Dichloropropene	ND	180	12	ug/kg	
100-41-4	Ethylbenzene	ND	36	5.3	ug/kg	
87-68-3	Hexachlorobutadiene	ND	180	19	ug/kg	
591-78-6	2-Hexanone	ND	180	89	ug/kg	
98-82-8	Isopropylbenzene	ND	180	4.9	ug/kg	
99-87-6	p-Isopropyltoluene	ND	180	11	ug/kg	
1634-04-4	Methyl Tert Butyl Ether	ND	36	6.4	ug/kg	
108-10-1	4-Methyl-2-pentanone(MIBK)	ND	180	94	ug/kg	
74-95-3	Methylene bromide	ND	180	20	ug/kg	
75-09-2	Methylene chloride	ND	180	8.2	ug/kg	
91-20-3	Naphthalene	ND	180	38	ug/kg	
103-65-1	n-Propylbenzene	ND	180	12	ug/kg	
100-42-5	Styrene	ND	180	6.6	ug/kg	
75-65-0	Tert Butyl Alcohol	ND	890	210	ug/kg	
994-05-8	tert-Amyl Methyl Ether	ND	180	5.3	ug/kg	
637-92-3	tert-Butyl Ethyl Ether	ND	180	5.0	ug/kg	
630-20-6	1,1,1,2-Tetrachloroethane	ND	180	6.6	ug/kg	
79-34-5	1,1,2,2-Tetrachloroethane	ND	180	6.4	ug/kg	
127-18-4	Tetrachloroethene	ND	180	6.8	ug/kg	
108-88-3	Toluene	ND	36	14	ug/kg	
87-61-6	1,2,3-Trichlorobenzene	ND	180	16	ug/kg	
120-82-1	1,2,4-Trichlorobenzene	ND	180	12	ug/kg	
71-55-6	1,1,1-Trichloroethane	ND	180	8.6	ug/kg	
79-00-5	1,1,2-Trichloroethane	ND	180	15	ug/kg	
79-01-6	Trichloroethene	ND	180	8.8	ug/kg	
75-69-4	Trichlorofluoromethane	ND	180	17	ug/kg	
96-18-4	1,2,3-Trichloropropane	ND	180	38	ug/kg	
95-63-6	1,2,4-Trimethylbenzene	ND	180	40	ug/kg	
108-67-8	1,3,5-Trimethylbenzene	ND	180	4.5	ug/kg	
75-01-4	Vinyl chloride	ND	180	16	ug/kg	
1330-20-7	Xylene (total)	23.7	36	6.6	ug/kg	J

CAS No.	Surrogate Recoveries	Run# 1	Run# 2	Limits
1868-53-7	Dibromofluoromethane	96%		67-131%
17060-07-0	1,2-Dichloroethane-D4	95%		66-130%

ND = Not detected      MDL - Method Detection Limit  
 RL = Reporting Limit  
 E = Indicates value exceeds calibration range

J = Indicates an estimated value  
 B = Indicates analyte found in associated method blank  
 N = Indicates presumptive evidence of a compound

## Report of Analysis

<b>Client Sample ID:</b>	N17-7.0	
<b>Lab Sample ID:</b>	C17043-22	<b>Date Sampled:</b> 07/18/11
<b>Matrix:</b>	SO - Soil	<b>Date Received:</b> 07/19/11
<b>Method:</b>	SW846 8260B	<b>Percent Solids:</b> n/a
<b>Project:</b>	Romic Soil Investigation(Romic EPA) - 2081 Bay Road, East Palo Alto, CA	

### VOA 8260 List

CAS No.	Surrogate Recoveries	Run# 1	Run# 2	Limits
2037-26-5	Toluene-D8	100%		76-125%
460-00-4	4-Bromofluorobenzene	95%		53-142%

(a) Analysis performed at Accutest Laboratories, Dayton, NJ.

ND = Not detected      MDL - Method Detection Limit  
 RL = Reporting Limit  
 E = Indicates value exceeds calibration range

J = Indicates an estimated value  
 B = Indicates analyte found in associated method blank  
 N = Indicates presumptive evidence of a compound

## Report of Analysis

<b>Client Sample ID:</b>	O17-0.6	<b>Date Sampled:</b>	07/18/11
<b>Lab Sample ID:</b>	C17043-23	<b>Date Received:</b>	07/19/11
<b>Matrix:</b>	SO - Soil	<b>Percent Solids:</b>	n/a
<b>Method:</b>	SW846 8260B	<b>Project:</b> Romic Soil Investigation(Romic EPA) - 2081 Bay Road,East Palo Alto,CA	

Run #	File ID	DF	Analyzed	By	Prep Date	Prep Batch	Analytical Batch
Run #1 <sup>a</sup>	D185089.D	1	07/30/11	ANJ	n/a	n/a	N:VD7522
Run #2 <sup>a</sup>	D185054.D	10	07/30/11	ANJ	n/a	n/a	N:VD7521

Run #	Initial Weight	Final Volume	Methanol Aliquot
Run #1	6.7 g	5.0 ml	2.0 ul
Run #2	6.7 g	5.0 ml	2.0 ul

## VOA 8260 List

CAS No.	Compound	Result	RL	MDL	Units	Q
67-64-1	Acetone	ND	19000	12000	ug/kg	
71-43-2	Benzene	ND	1900	250	ug/kg	
108-86-1	Bromobenzene	ND	9300	360	ug/kg	
74-97-5	Bromochloromethane	ND	9300	970	ug/kg	
75-27-4	Bromodichloromethane	ND	9300	420	ug/kg	
75-25-2	Bromoform	ND	9300	1400	ug/kg	
74-83-9	Bromomethane	ND	9300	740	ug/kg	
78-93-3	2-Butanone (MEK)	ND	19000	8100	ug/kg	
104-51-8	n-Butylbenzene	ND	9300	440	ug/kg	
135-98-8	sec-Butylbenzene	ND	9300	300	ug/kg	
98-06-6	tert-Butylbenzene	ND	9300	260	ug/kg	
56-23-5	Carbon tetrachloride	ND	9300	650	ug/kg	
108-90-7	Chlorobenzene	ND	9300	600	ug/kg	
75-00-3	Chloroethane	ND	9300	760	ug/kg	
67-66-3	Chloroform	1590	9300	900	ug/kg	J
74-87-3	Chloromethane	ND	9300	1200	ug/kg	
95-49-8	o-Chlorotoluene	ND	9300	700	ug/kg	
106-43-4	p-Chlorotoluene	ND	9300	390	ug/kg	
108-20-3	Di-Isopropyl ether	ND	9300	240	ug/kg	
96-12-8	1,2-Dibromo-3-chloropropane	ND	19000	2800	ug/kg	
124-48-1	Dibromochloromethane	ND	9300	310	ug/kg	
106-93-4	1,2-Dibromoethane	ND	1900	440	ug/kg	
95-50-1	1,2-Dichlorobenzene	2450	9300	520	ug/kg	J
541-73-1	1,3-Dichlorobenzene	ND	9300	360	ug/kg	
106-46-7	1,4-Dichlorobenzene	ND	9300	320	ug/kg	
75-71-8	Dichlorodifluoromethane	ND	9300	600	ug/kg	
75-34-3	1,1-Dichloroethane	5770	9300	410	ug/kg	J
107-06-2	1,2-Dichloroethane	ND	1900	340	ug/kg	
75-35-4	1,1-Dichloroethene	ND	9300	1100	ug/kg	
156-59-2	cis-1,2-Dichloroethene	4780	9300	600	ug/kg	J
156-60-5	trans-1,2-Dichloroethene	ND	9300	790	ug/kg	
78-87-5	1,2-Dichloropropane	ND	9300	500	ug/kg	

ND = Not detected MDL - Method Detection Limit

RL = Reporting Limit

E = Indicates value exceeds calibration range

J = Indicates an estimated value

B = Indicates analyte found in associated method blank

N = Indicates presumptive evidence of a compound

## Report of Analysis

<b>Client Sample ID:</b>	O17-0.6	<b>Date Sampled:</b>	07/18/11
<b>Lab Sample ID:</b>	C17043-23	<b>Date Received:</b>	07/19/11
<b>Matrix:</b>	SO - Soil	<b>Percent Solids:</b>	n/a
<b>Method:</b>	SW846 8260B	<b>Project:</b> Romic Soil Investigation(Romic EPA) - 2081 Bay Road,East Palo Alto,CA	

## VOA 8260 List

CAS No.	Compound	Result	RL	MDL	Units	Q
142-28-9	1,3-Dichloropropane	ND	9300	700	ug/kg	
594-20-7	2,2-Dichloropropane	ND	9300	320	ug/kg	
563-58-6	1,1-Dichloropropene	ND	9300	390	ug/kg	
10061-01-5	cis-1,3-Dichloropropene	ND	9300	280	ug/kg	
10061-02-6	trans-1,3-Dichloropropene	ND	9300	630	ug/kg	
100-41-4	Ethylbenzene	32800	1900	280	ug/kg	
87-68-3	Hexachlorobutadiene	ND	9300	970	ug/kg	
591-78-6	2-Hexanone	ND	9300	4600	ug/kg	
98-82-8	Isopropylbenzene	1300	9300	260	ug/kg	J
99-87-6	p-Isopropyltoluene	ND	9300	550	ug/kg	
1634-04-4	Methyl Tert Butyl Ether	ND	1900	330	ug/kg	
108-10-1	4-Methyl-2-pentanone(MIBK)	ND	9300	4900	ug/kg	
74-95-3	Methylene bromide	ND	9300	1100	ug/kg	
75-09-2	Methylene chloride	ND	9300	430	ug/kg	
91-20-3	Naphthalene	2170	9300	2000	ug/kg	J
103-65-1	n-Propylbenzene	2830	9300	650	ug/kg	J
100-42-5	Styrene	ND	9300	350	ug/kg	
75-65-0	Tert Butyl Alcohol	ND	47000	11000	ug/kg	
994-05-8	tert-Amyl Methyl Ether	ND	9300	280	ug/kg	
637-92-3	tert-Butyl Ethyl Ether	ND	9300	260	ug/kg	
630-20-6	1,1,1,2-Tetrachloroethane	ND	9300	340	ug/kg	
79-34-5	1,1,2,2-Tetrachloroethane	ND	9300	330	ug/kg	
127-18-4	Tetrachloroethene	195000	9300	360	ug/kg	
108-88-3	Toluene	919000 <sup>b</sup>	19000	7100	ug/kg	
87-61-6	1,2,3-Trichlorobenzene	ND	9300	820	ug/kg	
120-82-1	1,2,4-Trichlorobenzene	ND	9300	640	ug/kg	
71-55-6	1,1,1-Trichloroethane	83500	9300	450	ug/kg	
79-00-5	1,1,2-Trichloroethane	ND	9300	810	ug/kg	
79-01-6	Trichloroethene	9200	9300	460	ug/kg	J
75-69-4	Trichlorofluoromethane	ND	9300	900	ug/kg	
96-18-4	1,2,3-Trichloropropane	ND	9300	2000	ug/kg	
95-63-6	1,2,4-Trimethylbenzene	64200	9300	2100	ug/kg	
108-67-8	1,3,5-Trimethylbenzene	6090	9300	240	ug/kg	J
75-01-4	Vinyl chloride	ND	9300	860	ug/kg	
1330-20-7	Xylene (total)	177000	1900	340	ug/kg	

CAS No.	Surrogate Recoveries	Run# 1	Run# 2	Limits
1868-53-7	Dibromofluoromethane	87%	89%	67-131%
17060-07-0	1,2-Dichloroethane-D4	87%	94%	66-130%

ND = Not detected MDL - Method Detection Limit

RL = Reporting Limit

E = Indicates value exceeds calibration range

J = Indicates an estimated value

B = Indicates analyte found in associated method blank

N = Indicates presumptive evidence of a compound



## Report of Analysis

<b>Client Sample ID:</b>	O17-0.6	<b>Date Sampled:</b>	07/18/11
<b>Lab Sample ID:</b>	C17043-23	<b>Date Received:</b>	07/19/11
<b>Matrix:</b>	SO - Soil	<b>Percent Solids:</b>	n/a
<b>Method:</b>	SW846 8260B	<b>Project:</b> Romic Soil Investigation(Romic EPA) - 2081 Bay Road, East Palo Alto, CA	

**VOA 8260 List**

CAS No.	Surrogate Recoveries	Run# 1	Run# 2	Limits
2037-26-5	Toluene-D8	99%	100%	76-125%
460-00-4	4-Bromofluorobenzene	89%	93%	53-142%

- (a) Analysis performed at Accutest Laboratories, Dayton, NJ.
- (b) Result is from Run# 2

ND = Not detected      MDL - Method Detection Limit  
 RL = Reporting Limit  
 E = Indicates value exceeds calibration range

J = Indicates an estimated value  
 B = Indicates analyte found in associated method blank  
 N = Indicates presumptive evidence of a compound

## Report of Analysis

<b>Client Sample ID:</b>	O17-3.1	<b>Date Sampled:</b>	07/18/11
<b>Lab Sample ID:</b>	C17043-24	<b>Date Received:</b>	07/19/11
<b>Matrix:</b>	SO - Soil	<b>Percent Solids:</b>	n/a
<b>Method:</b>	SW846 8260B	<b>Project:</b> Romic Soil Investigation(Romic EPA) - 2081 Bay Road,East Palo Alto,CA	

Run #	File ID	DF	Analyzed	By	Prep Date	Prep Batch	Analytical Batch
Run #1 <sup>a</sup>	3A95357.D	1	07/30/11	ANJ	n/a	n/a	N:V3A4092
Run #2							

Run #	Initial Weight	Final Volume	Methanol Aliquot
Run #1	6.6 g	5.0 ml	1.0 ul
Run #2			

## VOA 8260 List

CAS No.	Compound	Result	RL	MDL	Units	Q
67-64-1	Acetone	25200	38000	25000	ug/kg	J
71-43-2	Benzene	ND	3800	500	ug/kg	
108-86-1	Bromobenzene	ND	19000	740	ug/kg	
74-97-5	Bromochloromethane	ND	19000	2000	ug/kg	
75-27-4	Bromodichloromethane	ND	19000	850	ug/kg	
75-25-2	Bromoform	ND	19000	2900	ug/kg	
74-83-9	Bromomethane	ND	19000	1500	ug/kg	
78-93-3	2-Butanone (MEK)	ND	38000	16000	ug/kg	
104-51-8	n-Butylbenzene	12900	19000	890	ug/kg	J
135-98-8	sec-Butylbenzene	9160	19000	600	ug/kg	J
98-06-6	tert-Butylbenzene	ND	19000	520	ug/kg	
56-23-5	Carbon tetrachloride	ND	19000	1300	ug/kg	
108-90-7	Chlorobenzene	ND	19000	1200	ug/kg	
75-00-3	Chloroethane	ND	19000	1500	ug/kg	
67-66-3	Chloroform	ND	19000	1800	ug/kg	
74-87-3	Chloromethane	ND	19000	2400	ug/kg	
95-49-8	o-Chlorotoluene	ND	19000	1400	ug/kg	
106-43-4	p-Chlorotoluene	ND	19000	790	ug/kg	
108-20-3	Di-Isopropyl ether	ND	19000	480	ug/kg	
96-12-8	1,2-Dibromo-3-chloropropane	ND	38000	5700	ug/kg	
124-48-1	Dibromochloromethane	ND	19000	640	ug/kg	
106-93-4	1,2-Dibromoethane	ND	3800	900	ug/kg	
95-50-1	1,2-Dichlorobenzene	ND	19000	1000	ug/kg	
541-73-1	1,3-Dichlorobenzene	ND	19000	730	ug/kg	
106-46-7	1,4-Dichlorobenzene	ND	19000	640	ug/kg	
75-71-8	Dichlorodifluoromethane	ND	19000	1200	ug/kg	
75-34-3	1,1-Dichloroethane	5350	19000	830	ug/kg	J
107-06-2	1,2-Dichloroethane	ND	3800	690	ug/kg	
75-35-4	1,1-Dichloroethene	ND	19000	2300	ug/kg	
156-59-2	cis-1,2-Dichloroethene	1310	19000	1200	ug/kg	J
156-60-5	trans-1,2-Dichloroethene	ND	19000	1600	ug/kg	
78-87-5	1,2-Dichloropropane	ND	19000	1000	ug/kg	

ND = Not detected MDL - Method Detection Limit

RL = Reporting Limit

E = Indicates value exceeds calibration range

J = Indicates an estimated value

B = Indicates analyte found in associated method blank

N = Indicates presumptive evidence of a compound

## Report of Analysis

<b>Client Sample ID:</b> O17-3.1		<b>Date Sampled:</b> 07/18/11
<b>Lab Sample ID:</b> C17043-24		<b>Date Received:</b> 07/19/11
<b>Matrix:</b> SO - Soil		<b>Percent Solids:</b> n/a
<b>Method:</b> SW846 8260B		
<b>Project:</b> Romic Soil Investigation(Romic EPA) - 2081 Bay Road, East Palo Alto, CA		

**VOA 8260 List**

CAS No.	Compound	Result	RL	MDL	Units	Q
142-28-9	1,3-Dichloropropane	ND	19000	1400	ug/kg	
594-20-7	2,2-Dichloropropane	ND	19000	650	ug/kg	
563-58-6	1,1-Dichloropropene	ND	19000	790	ug/kg	
10061-01-5	cis-1,3-Dichloropropene	ND	19000	580	ug/kg	
10061-02-6	trans-1,3-Dichloropropene	ND	19000	1300	ug/kg	
100-41-4	Ethylbenzene	175000	3800	560	ug/kg	
87-68-3	Hexachlorobutadiene	ND	19000	2000	ug/kg	
591-78-6	2-Hexanone	ND	19000	9400	ug/kg	
98-82-8	Isopropylbenzene	9160	19000	520	ug/kg	J
99-87-6	p-Isopropyltoluene	14900	19000	1100	ug/kg	J
1634-04-4	Methyl Tert Butyl Ether	ND	3800	680	ug/kg	
108-10-1	4-Methyl-2-pentanone(MIBK)	ND	19000	10000	ug/kg	
74-95-3	Methylene bromide	ND	19000	2200	ug/kg	
75-09-2	Methylene chloride	ND	19000	870	ug/kg	
91-20-3	Naphthalene	28300	19000	4000	ug/kg	
103-65-1	n-Propylbenzene	22600	19000	1300	ug/kg	
100-42-5	Styrene	ND	19000	700	ug/kg	
75-65-0	Tert Butyl Alcohol	ND	95000	22000	ug/kg	
994-05-8	tert-Amyl Methyl Ether	ND	19000	560	ug/kg	
637-92-3	tert-Butyl Ethyl Ether	ND	19000	530	ug/kg	
630-20-6	1,1,1,2-Tetrachloroethane	ND	19000	700	ug/kg	
79-34-5	1,1,2,2-Tetrachloroethane	ND	19000	680	ug/kg	
127-18-4	Tetrachloroethene	1290	19000	720	ug/kg	J
108-88-3	Toluene	424000	3800	1400	ug/kg	
87-61-6	1,2,3-Trichlorobenzene	ND	19000	1700	ug/kg	
120-82-1	1,2,4-Trichlorobenzene	ND	19000	1300	ug/kg	
71-55-6	1,1,1-Trichloroethane	ND	19000	910	ug/kg	
79-00-5	1,1,2-Trichloroethane	ND	19000	1600	ug/kg	
79-01-6	Trichloroethene	ND	19000	940	ug/kg	
75-69-4	Trichlorofluoromethane	ND	19000	1800	ug/kg	
96-18-4	1,2,3-Trichloropropane	ND	19000	4100	ug/kg	
95-63-6	1,2,4-Trimethylbenzene	260000	19000	4200	ug/kg	
108-67-8	1,3,5-Trimethylbenzene	67800	19000	480	ug/kg	
75-01-4	Vinyl chloride	ND	19000	1700	ug/kg	
1330-20-7	Xylene (total)	1000000	3800	700	ug/kg	

CAS No.	Surrogate Recoveries	Run# 1	Run# 2	Limits
1868-53-7	Dibromofluoromethane	99%		67-131%
17060-07-0	1,2-Dichloroethane-D4	96%		66-130%

ND = Not detected      MDL - Method Detection Limit  
 RL = Reporting Limit  
 E = Indicates value exceeds calibration range

J = Indicates an estimated value  
 B = Indicates analyte found in associated method blank  
 N = Indicates presumptive evidence of a compound

## Report of Analysis

<b>Client Sample ID:</b>	O17-3.1	
<b>Lab Sample ID:</b>	C17043-24	<b>Date Sampled:</b> 07/18/11
<b>Matrix:</b>	SO - Soil	<b>Date Received:</b> 07/19/11
<b>Method:</b>	SW846 8260B	<b>Percent Solids:</b> n/a
<b>Project:</b>	Romic Soil Investigation(Romic EPA) - 2081 Bay Road, East Palo Alto, CA	

### VOA 8260 List

CAS No.	Surrogate Recoveries	Run# 1	Run# 2	Limits
2037-26-5	Toluene-D8	101%		76-125%
460-00-4	4-Bromofluorobenzene	96%		53-142%

(a) Analysis performed at Accutest Laboratories, Dayton, NJ.

ND = Not detected      MDL - Method Detection Limit  
 RL = Reporting Limit  
 E = Indicates value exceeds calibration range

J = Indicates an estimated value  
 B = Indicates analyte found in associated method blank  
 N = Indicates presumptive evidence of a compound

## Report of Analysis

<b>Client Sample ID:</b>	O17-6.1	<b>Date Sampled:</b>	07/18/11
<b>Lab Sample ID:</b>	C17043-25	<b>Date Received:</b>	07/19/11
<b>Matrix:</b>	SO - Soil	<b>Percent Solids:</b>	n/a
<b>Method:</b>	SW846 8260B	<b>Project:</b> Romic Soil Investigation(Romic EPA) - 2081 Bay Road, East Palo Alto, CA	

Run #	File ID	DF	Analyzed	By	Prep Date	Prep Batch	Analytical Batch
Run #1 <sup>a</sup>	3A95400.D	1	08/01/11	ANJ	n/a	n/a	N:V3A4094
Run #2							

Run #	Initial Weight	Final Volume	Methanol Aliquot
Run #1	7.7 g	5.0 ml	50.0 ul
Run #2			

## VOA 8260 List

CAS No.	Compound	Result	RL	MDL	Units	Q
67-64-1	Acetone	ND	650	430	ug/kg	
71-43-2	Benzene	19.9	65	8.6	ug/kg	J
108-86-1	Bromobenzene	ND	320	13	ug/kg	
74-97-5	Bromochloromethane	ND	320	34	ug/kg	
75-27-4	Bromodichloromethane	ND	320	15	ug/kg	
75-25-2	Bromoform	ND	320	49	ug/kg	
74-83-9	Bromomethane	ND	320	26	ug/kg	
78-93-3	2-Butanone (MEK)	ND	650	280	ug/kg	
104-51-8	n-Butylbenzene	ND	320	15	ug/kg	
135-98-8	sec-Butylbenzene	ND	320	10	ug/kg	
98-06-6	tert-Butylbenzene	ND	320	9.0	ug/kg	
56-23-5	Carbon tetrachloride	ND	320	22	ug/kg	
108-90-7	Chlorobenzene	ND	320	21	ug/kg	
75-00-3	Chloroethane	48.2	320	26	ug/kg	J
67-66-3	Chloroform	ND	320	31	ug/kg	
74-87-3	Chloromethane	ND	320	41	ug/kg	
95-49-8	o-Chlorotoluene	ND	320	24	ug/kg	
106-43-4	p-Chlorotoluene	ND	320	14	ug/kg	
108-20-3	Di-Isopropyl ether	ND	320	8.2	ug/kg	
96-12-8	1,2-Dibromo-3-chloropropane	ND	650	98	ug/kg	
124-48-1	Dibromochloromethane	ND	320	11	ug/kg	
106-93-4	1,2-Dibromoethane	ND	65	15	ug/kg	
95-50-1	1,2-Dichlorobenzene	ND	320	18	ug/kg	
541-73-1	1,3-Dichlorobenzene	ND	320	12	ug/kg	
106-46-7	1,4-Dichlorobenzene	ND	320	11	ug/kg	
75-71-8	Dichlorodifluoromethane	ND	320	21	ug/kg	
75-34-3	1,1-Dichloroethane	ND	320	14	ug/kg	
107-06-2	1,2-Dichloroethane	ND	65	12	ug/kg	
75-35-4	1,1-Dichloroethene	ND	320	40	ug/kg	
156-59-2	cis-1,2-Dichloroethene	ND	320	21	ug/kg	
156-60-5	trans-1,2-Dichloroethene	ND	320	28	ug/kg	
78-87-5	1,2-Dichloropropane	ND	320	17	ug/kg	

ND = Not detected MDL - Method Detection Limit

RL = Reporting Limit

E = Indicates value exceeds calibration range

J = Indicates an estimated value

B = Indicates analyte found in associated method blank

N = Indicates presumptive evidence of a compound

## Report of Analysis

<b>Client Sample ID:</b>	O17-6.1	<b>Date Sampled:</b>	07/18/11
<b>Lab Sample ID:</b>	C17043-25	<b>Date Received:</b>	07/19/11
<b>Matrix:</b>	SO - Soil	<b>Percent Solids:</b>	n/a
<b>Method:</b>	SW846 8260B	<b>Project:</b> Romic Soil Investigation(Romic EPA) - 2081 Bay Road,East Palo Alto,CA	

## VOA 8260 List

CAS No.	Compound	Result	RL	MDL	Units	Q
142-28-9	1,3-Dichloropropane	ND	320	24	ug/kg	
594-20-7	2,2-Dichloropropane	ND	320	11	ug/kg	
563-58-6	1,1-Dichloropropene	ND	320	14	ug/kg	
10061-01-5	cis-1,3-Dichloropropene	ND	320	9.9	ug/kg	
10061-02-6	trans-1,3-Dichloropropene	ND	320	22	ug/kg	
100-41-4	Ethylbenzene	1390	65	9.6	ug/kg	
87-68-3	Hexachlorobutadiene	ND	320	34	ug/kg	
591-78-6	2-Hexanone	ND	320	160	ug/kg	
98-82-8	Isopropylbenzene	36.8	320	8.9	ug/kg	J
99-87-6	p-Isopropyltoluene	ND	320	19	ug/kg	
1634-04-4	Methyl Tert Butyl Ether	ND	65	12	ug/kg	
108-10-1	4-Methyl-2-pentanone(MIBK)	ND	320	170	ug/kg	
74-95-3	Methylene bromide	ND	320	37	ug/kg	
75-09-2	Methylene chloride	ND	320	15	ug/kg	
91-20-3	Naphthalene	256	320	69	ug/kg	J
103-65-1	n-Propylbenzene	89.6	320	22	ug/kg	J
100-42-5	Styrene	ND	320	12	ug/kg	
75-65-0	Tert Butyl Alcohol	ND	1600	370	ug/kg	
994-05-8	tert-Amyl Methyl Ether	ND	320	9.7	ug/kg	
637-92-3	tert-Butyl Ethyl Ether	ND	320	9.1	ug/kg	
630-20-6	1,1,1,2-Tetrachloroethane	ND	320	12	ug/kg	
79-34-5	1,1,2,2-Tetrachloroethane	ND	320	12	ug/kg	
127-18-4	Tetrachloroethene	ND	320	12	ug/kg	
108-88-3	Toluene	102	65	25	ug/kg	
87-61-6	1,2,3-Trichlorobenzene	ND	320	28	ug/kg	
120-82-1	1,2,4-Trichlorobenzene	ND	320	22	ug/kg	
71-55-6	1,1,1-Trichloroethane	ND	320	16	ug/kg	
79-00-5	1,1,2-Trichloroethane	ND	320	28	ug/kg	
79-01-6	Trichloroethene	ND	320	16	ug/kg	
75-69-4	Trichlorofluoromethane	ND	320	31	ug/kg	
96-18-4	1,2,3-Trichloropropane	ND	320	69	ug/kg	
95-63-6	1,2,4-Trimethylbenzene	ND	320	73	ug/kg	
108-67-8	1,3,5-Trimethylbenzene	ND	320	8.2	ug/kg	
75-01-4	Vinyl chloride	ND	320	30	ug/kg	
1330-20-7	Xylene (total)	96.0	65	12	ug/kg	

CAS No.	Surrogate Recoveries	Run# 1	Run# 2	Limits
1868-53-7	Dibromofluoromethane	99%		67-131%
17060-07-0	1,2-Dichloroethane-D4	104%		66-130%

ND = Not detected MDL - Method Detection Limit

RL = Reporting Limit

E = Indicates value exceeds calibration range

J = Indicates an estimated value

B = Indicates analyte found in associated method blank

N = Indicates presumptive evidence of a compound

## Report of Analysis

<b>Client Sample ID:</b>	O17-6.1	
<b>Lab Sample ID:</b>	C17043-25	<b>Date Sampled:</b> 07/18/11
<b>Matrix:</b>	SO - Soil	<b>Date Received:</b> 07/19/11
<b>Method:</b>	SW846 8260B	<b>Percent Solids:</b> n/a
<b>Project:</b>	Romic Soil Investigation(Romic EPA) - 2081 Bay Road, East Palo Alto, CA	

### VOA 8260 List

CAS No.	Surrogate Recoveries	Run# 1	Run# 2	Limits
2037-26-5	Toluene-D8	100%		76-125%
460-00-4	4-Bromofluorobenzene	96%		53-142%

(a) Diluted due to high concentration of non-target compound. Analysis performed at Accutest Laboratories, Dayton, NJ.

ND = Not detected      MDL - Method Detection Limit  
 RL = Reporting Limit  
 E = Indicates value exceeds calibration range

J = Indicates an estimated value  
 B = Indicates analyte found in associated method blank  
 N = Indicates presumptive evidence of a compound

## Report of Analysis

<b>Client Sample ID:</b>	K20-3.0		
<b>Lab Sample ID:</b>	C17043-26	<b>Date Sampled:</b>	07/18/11
<b>Matrix:</b>	SO - Soil	<b>Date Received:</b>	07/19/11
<b>Method:</b>	SW846 8260B	<b>Percent Solids:</b>	n/a
<b>Project:</b>	Romic Soil Investigation(Romic EPA) - 2081 Bay Road, East Palo Alto, CA		

	File ID	DF	Analyzed	By	Prep Date	Prep Batch	Analytical Batch
Run #1 <sup>a</sup>	E180664.D	1	07/29/11	ANJ	n/a	n/a	N:VE7958
Run #2 <sup>a</sup>	E180754.D	1	08/01/11	ANJ	n/a	n/a	N:VE7962

	Initial Weight	Final Volume	Methanol Aliquot
Run #1	5.6 g	5.0 ml	10.0 ul
Run #2	5.6 g	5.0 ml	2.0 ul

## VOA 8260 List

CAS No.	Compound	Result	RL	MDL	Units	Q
67-64-1	Acetone	60300	4500	3000	ug/kg	
71-43-2	Benzene	263	450	59	ug/kg	J
108-86-1	Bromobenzene	ND	2200	87	ug/kg	
74-97-5	Bromochloromethane	ND	2200	230	ug/kg	
75-27-4	Bromodichloromethane	ND	2200	100	ug/kg	
75-25-2	Bromoform	ND	2200	340	ug/kg	
74-83-9	Bromomethane	ND	2200	180	ug/kg	
78-93-3	2-Butanone (MEK)	24100	4500	1900	ug/kg	
104-51-8	n-Butylbenzene	5660	2200	100	ug/kg	
135-98-8	sec-Butylbenzene	3150	2200	71	ug/kg	
98-06-6	tert-Butylbenzene	ND	2200	62	ug/kg	
56-23-5	Carbon tetrachloride	ND	2200	150	ug/kg	
108-90-7	Chlorobenzene	ND	2200	140	ug/kg	
75-00-3	Chloroethane	ND	2200	180	ug/kg	
67-66-3	Chloroform	ND	2200	220	ug/kg	
74-87-3	Chloromethane	ND	2200	280	ug/kg	
95-49-8	o-Chlorotoluene	ND	2200	170	ug/kg	
106-43-4	p-Chlorotoluene	ND	2200	93	ug/kg	
108-20-3	Di-Isopropyl ether	ND	2200	57	ug/kg	
96-12-8	1,2-Dibromo-3-chloropropane	ND	4500	670	ug/kg	
124-48-1	Dibromochloromethane	ND	2200	75	ug/kg	
106-93-4	1,2-Dibromoethane	ND	450	110	ug/kg	
95-50-1	1,2-Dichlorobenzene	211	2200	120	ug/kg	J
541-73-1	1,3-Dichlorobenzene	ND	2200	86	ug/kg	
106-46-7	1,4-Dichlorobenzene	ND	2200	76	ug/kg	
75-71-8	Dichlorodifluoromethane	ND	2200	140	ug/kg	
75-34-3	1,1-Dichloroethane	1610	2200	97	ug/kg	J
107-06-2	1,2-Dichloroethane	5750	450	81	ug/kg	
75-35-4	1,1-Dichloroethene	3510	2200	270	ug/kg	
156-59-2	cis-1,2-Dichloroethene	142000 <sup>b</sup>	11000	720	ug/kg	
156-60-5	trans-1,2-Dichloroethene	686	2200	190	ug/kg	J
78-87-5	1,2-Dichloropropane	ND	2200	120	ug/kg	

ND = Not detected MDL - Method Detection Limit

J = Indicates an estimated value

RL = Reporting Limit

B = Indicates analyte found in associated method blank

E = Indicates value exceeds calibration range

N = Indicates presumptive evidence of a compound



## Report of Analysis

<b>Client Sample ID:</b>	K20-3.0	<b>Date Sampled:</b>	07/18/11
<b>Lab Sample ID:</b>	C17043-26	<b>Date Received:</b>	07/19/11
<b>Matrix:</b>	SO - Soil	<b>Percent Solids:</b>	n/a
<b>Method:</b>	SW846 8260B		
<b>Project:</b>	Romic Soil Investigation(Romic EPA) - 2081 Bay Road, East Palo Alto, CA		

## VOA 8260 List

CAS No.	Compound	Result	RL	MDL	Units	Q
142-28-9	1,3-Dichloropropane	ND	2200	170	ug/kg	
594-20-7	2,2-Dichloropropane	ND	2200	77	ug/kg	
563-58-6	1,1-Dichloropropene	ND	2200	93	ug/kg	
10061-01-5	cis-1,3-Dichloropropene	ND	2200	68	ug/kg	
10061-02-6	trans-1,3-Dichloropropene	ND	2200	150	ug/kg	
100-41-4	Ethylbenzene	52300	450	66	ug/kg	
87-68-3	Hexachlorobutadiene	ND	2200	230	ug/kg	
591-78-6	2-Hexanone	ND	2200	1100	ug/kg	
98-82-8	Isopropylbenzene	3780	2200	61	ug/kg	
99-87-6	p-Isopropyltoluene	6160	2200	130	ug/kg	
1634-04-4	Methyl Tert Butyl Ether	ND	450	80	ug/kg	
108-10-1	4-Methyl-2-pentanone(MIBK)	31600	2200	1200	ug/kg	
74-95-3	Methylene bromide	ND	2200	250	ug/kg	
75-09-2	Methylene chloride	1060	2200	100	ug/kg	J
91-20-3	Naphthalene	17600	2200	470	ug/kg	
103-65-1	n-Propylbenzene	8680	2200	150	ug/kg	
100-42-5	Styrene	ND	2200	83	ug/kg	
75-65-0	Tert Butyl Alcohol	ND	11000	2600	ug/kg	
994-05-8	tert-Amyl Methyl Ether	ND	2200	67	ug/kg	
637-92-3	tert-Butyl Ethyl Ether	ND	2200	63	ug/kg	
630-20-6	1,1,1,2-Tetrachloroethane	ND	2200	82	ug/kg	
79-34-5	1,1,2,2-Tetrachloroethane	ND	2200	80	ug/kg	
127-18-4	Tetrachloroethene	57400	2200	85	ug/kg	
108-88-3	Toluene	158000 <sup>b</sup>	2200	840	ug/kg	
87-61-6	1,2,3-Trichlorobenzene	ND	2200	200	ug/kg	
120-82-1	1,2,4-Trichlorobenzene	ND	2200	150	ug/kg	
71-55-6	1,1,1-Trichloroethane	ND	2200	110	ug/kg	
79-00-5	1,1,2-Trichloroethane	ND	2200	190	ug/kg	
79-01-6	Trichloroethene	57000	2200	110	ug/kg	
75-69-4	Trichlorofluoromethane	ND	2200	220	ug/kg	
96-18-4	1,2,3-Trichloropropane	ND	2200	480	ug/kg	
95-63-6	1,2,4-Trimethylbenzene	72800	2200	500	ug/kg	
108-67-8	1,3,5-Trimethylbenzene	23200	2200	57	ug/kg	
75-01-4	Vinyl chloride	4400	2200	210	ug/kg	
1330-20-7	Xylene (total)	387000 <sup>b</sup>	2200	410	ug/kg	

CAS No.	Surrogate Recoveries	Run# 1	Run# 2	Limits
1868-53-7	Dibromofluoromethane	92%	90%	67-131%
17060-07-0	1,2-Dichloroethane-D4	93%	96%	66-130%

ND = Not detected MDL - Method Detection Limit

RL = Reporting Limit

E = Indicates value exceeds calibration range

J = Indicates an estimated value

B = Indicates analyte found in associated method blank

N = Indicates presumptive evidence of a compound

## Report of Analysis

<b>Client Sample ID:</b>	K20-3.0	<b>Date Sampled:</b>	07/18/11
<b>Lab Sample ID:</b>	C17043-26	<b>Date Received:</b>	07/19/11
<b>Matrix:</b>	SO - Soil	<b>Percent Solids:</b>	n/a
<b>Method:</b>	SW846 8260B	<b>Project:</b> Romic Soil Investigation(Romic EPA) - 2081 Bay Road, East Palo Alto, CA	

**VOA 8260 List**

CAS No.	Surrogate Recoveries	Run# 1	Run# 2	Limits
2037-26-5	Toluene-D8	92%	93%	76-125%
460-00-4	4-Bromofluorobenzene	91%	90%	53-142%

- (a) Analysis performed at Accutest Laboratories, Dayton, NJ.
- (b) Result is from Run# 2

ND = Not detected      MDL - Method Detection Limit  
 RL = Reporting Limit  
 E = Indicates value exceeds calibration range

J = Indicates an estimated value  
 B = Indicates analyte found in associated method blank  
 N = Indicates presumptive evidence of a compound

## Report of Analysis

<b>Client Sample ID:</b>	K20-6.0	
<b>Lab Sample ID:</b>	C17043-27	<b>Date Sampled:</b> 07/18/11
<b>Matrix:</b>	SO - Soil	<b>Date Received:</b> 07/19/11
<b>Method:</b>	SW846 8260B	<b>Percent Solids:</b> n/a
<b>Project:</b>	Romic Soil Investigation(Romic EPA) - 2081 Bay Road, East Palo Alto, CA	

	File ID	DF	Analyzed	By	Prep Date	Prep Batch	Analytical Batch
Run #1 <sup>a</sup>	E180660.D	1	07/29/11	ANJ	n/a	n/a	N:VE7958
Run #2 <sup>a</sup>	E180715.D	1	07/30/11	ANJ	n/a	n/a	N:VE7960

	Initial Weight	Final Volume	Methanol Aliquot
Run #1	6.7 g	5.0 ml	100 ul
Run #2	6.7 g	5.0 ml	4.0 ul

## VOA 8260 List

CAS No.	Compound	Result	RL	MDL	Units	Q
67-64-1	Acetone	72700 <sup>b</sup>	9300	6200	ug/kg	
71-43-2	Benzene	109	37	5.0	ug/kg	
108-86-1	Bromobenzene	ND	190	7.3	ug/kg	
74-97-5	Bromochloromethane	ND	190	19	ug/kg	
75-27-4	Bromodichloromethane	ND	190	8.4	ug/kg	
75-25-2	Bromoform	ND	190	28	ug/kg	
74-83-9	Bromomethane	ND	190	15	ug/kg	
78-93-3	2-Butanone (MEK)	26700 <sup>b</sup>	9300	4000	ug/kg	
104-51-8	n-Butylbenzene	129	190	8.8	ug/kg	J
135-98-8	sec-Butylbenzene	78.5	190	5.9	ug/kg	J
98-06-6	tert-Butylbenzene	ND	190	5.1	ug/kg	
56-23-5	Carbon tetrachloride	ND	190	13	ug/kg	
108-90-7	Chlorobenzene	ND	190	12	ug/kg	
75-00-3	Chloroethane	ND	190	15	ug/kg	
67-66-3	Chloroform	57.0	190	18	ug/kg	J
74-87-3	Chloromethane	ND	190	23	ug/kg	
95-49-8	o-Chlorotoluene	ND	190	14	ug/kg	
106-43-4	p-Chlorotoluene	ND	190	7.8	ug/kg	
108-20-3	Di-Isopropyl ether	ND	190	4.7	ug/kg	
96-12-8	1,2-Dibromo-3-chloropropane	ND	370	56	ug/kg	
124-48-1	Dibromochloromethane	ND	190	6.3	ug/kg	
106-93-4	1,2-Dibromoethane	ND	37	8.9	ug/kg	
95-50-1	1,2-Dichlorobenzene	ND	190	10	ug/kg	
541-73-1	1,3-Dichlorobenzene	ND	190	7.2	ug/kg	
106-46-7	1,4-Dichlorobenzene	ND	190	6.3	ug/kg	
75-71-8	Dichlorodifluoromethane	ND	190	12	ug/kg	
75-34-3	1,1-Dichloroethane	318	190	8.1	ug/kg	
107-06-2	1,2-Dichloroethane	1510	37	6.8	ug/kg	
75-35-4	1,1-Dichloroethene	236	190	23	ug/kg	
156-59-2	cis-1,2-Dichloroethene	38100 <sup>b</sup>	4700	300	ug/kg	
156-60-5	trans-1,2-Dichloroethene	157	190	16	ug/kg	J
78-87-5	1,2-Dichloropropane	ND	190	9.9	ug/kg	

ND = Not detected MDL - Method Detection Limit

RL = Reporting Limit

E = Indicates value exceeds calibration range

J = Indicates an estimated value

B = Indicates analyte found in associated method blank

N = Indicates presumptive evidence of a compound

## Report of Analysis

<b>Client Sample ID:</b>	K20-6.0		
<b>Lab Sample ID:</b>	C17043-27	<b>Date Sampled:</b>	07/18/11
<b>Matrix:</b>	SO - Soil	<b>Date Received:</b>	07/19/11
<b>Method:</b>	SW846 8260B	<b>Percent Solids:</b>	n/a
<b>Project:</b>	Romic Soil Investigation(Romic EPA) - 2081 Bay Road, East Palo Alto, CA		

## VOA 8260 List

CAS No.	Compound	Result	RL	MDL	Units	Q
142-28-9	1,3-Dichloropropane	ND	190	14	ug/kg	
594-20-7	2,2-Dichloropropane	ND	190	6.4	ug/kg	
563-58-6	1,1-Dichloropropene	ND	190	7.8	ug/kg	
10061-01-5	cis-1,3-Dichloropropene	ND	190	5.7	ug/kg	
10061-02-6	trans-1,3-Dichloropropene	ND	190	13	ug/kg	
100-41-4	Ethylbenzene	2050	37	5.5	ug/kg	
87-68-3	Hexachlorobutadiene	ND	190	19	ug/kg	
591-78-6	2-Hexanone	ND	190	93	ug/kg	
98-82-8	Isopropylbenzene	105	190	5.1	ug/kg	J
99-87-6	p-Isopropyltoluene	172	190	11	ug/kg	J
1634-04-4	Methyl Tert Butyl Ether	ND	37	6.7	ug/kg	
108-10-1	4-Methyl-2-pentanone(MIBK)	20400 <sup>b</sup>	4700	2500	ug/kg	
74-95-3	Methylene bromide	ND	190	21	ug/kg	
75-09-2	Methylene chloride	333	190	8.6	ug/kg	
91-20-3	Naphthalene	452	190	40	ug/kg	
103-65-1	n-Propylbenzene	247	190	13	ug/kg	
100-42-5	Styrene	ND	190	6.9	ug/kg	
75-65-0	Tert Butyl Alcohol	834	930	210	ug/kg	J
994-05-8	tert-Amyl Methyl Ether	ND	190	5.6	ug/kg	
637-92-3	tert-Butyl Ethyl Ether	ND	190	5.2	ug/kg	
630-20-6	1,1,1,2-Tetrachloroethane	ND	190	6.9	ug/kg	
79-34-5	1,1,2,2-Tetrachloroethane	ND	190	6.7	ug/kg	
127-18-4	Tetrachloroethene	1660	190	7.1	ug/kg	
108-88-3	Toluene	9460 <sup>b</sup>	930	350	ug/kg	
87-61-6	1,2,3-Trichlorobenzene	ND	190	16	ug/kg	
120-82-1	1,2,4-Trichlorobenzene	ND	190	13	ug/kg	
71-55-6	1,1,1-Trichloroethane	ND	190	9.0	ug/kg	
79-00-5	1,1,2-Trichloroethane	ND	190	16	ug/kg	
79-01-6	Trichloroethene	3450	190	9.2	ug/kg	
75-69-4	Trichlorofluoromethane	ND	190	18	ug/kg	
96-18-4	1,2,3-Trichloropropane	ND	190	40	ug/kg	
95-63-6	1,2,4-Trimethylbenzene	2330	190	42	ug/kg	
108-67-8	1,3,5-Trimethylbenzene	668	190	4.7	ug/kg	
75-01-4	Vinyl chloride	5560	190	17	ug/kg	
1330-20-7	Xylene (total)	13900	37	6.9	ug/kg	

CAS No.	Surrogate Recoveries	Run# 1	Run# 2	Limits
1868-53-7	Dibromofluoromethane	92%	89%	67-131%
17060-07-0	1,2-Dichloroethane-D4	96%	96%	66-130%

ND = Not detected MDL - Method Detection Limit

RL = Reporting Limit

E = Indicates value exceeds calibration range

J = Indicates an estimated value

B = Indicates analyte found in associated method blank

N = Indicates presumptive evidence of a compound

## Report of Analysis

<b>Client Sample ID:</b> K20-6.0		
<b>Lab Sample ID:</b> C17043-27		<b>Date Sampled:</b> 07/18/11
<b>Matrix:</b> SO - Soil		<b>Date Received:</b> 07/19/11
<b>Method:</b> SW846 8260B		<b>Percent Solids:</b> n/a
<b>Project:</b> Romic Soil Investigation(Romic EPA) - 2081 Bay Road, East Palo Alto, CA		

### VOA 8260 List

CAS No.	Surrogate Recoveries	Run# 1	Run# 2	Limits
2037-26-5	Toluene-D8	91%	93%	76-125%
460-00-4	4-Bromofluorobenzene	87%	92%	53-142%

- (a) Analysis performed at Accutest Laboratories, Dayton, NJ.
- (b) Result is from Run# 2

ND = Not detected      MDL - Method Detection Limit  
 RL = Reporting Limit  
 E = Indicates value exceeds calibration range

J = Indicates an estimated value  
 B = Indicates analyte found in associated method blank  
 N = Indicates presumptive evidence of a compound

## Report of Analysis

<b>Client Sample ID:</b>	K21-0.5	<b>Date Sampled:</b>	07/18/11
<b>Lab Sample ID:</b>	C17043-28	<b>Date Received:</b>	07/19/11
<b>Matrix:</b>	SO - Soil	<b>Percent Solids:</b>	n/a <sup>a</sup>
<b>Method:</b>	SW846 8260B	<b>Project:</b> Romic Soil Investigation(Romic EPA) - 2081 Bay Road, East Palo Alto, CA	

Run #	File ID	DF	Analyzed	By	Prep Date	Prep Batch	Analytical Batch
Run #1 <sup>b</sup>	E180665.D	1	07/29/11	ANJ	n/a	n/a	N:VE7958
Run #2							

Run #	Initial Weight	Final Volume	Methanol Aliquot
Run #1	6.4 g	5.0 ml	10.0 ul
Run #2			

## VOA 8260 List

CAS No.	Compound	Result	RL	MDL	Units	Q
67-64-1	Acetone	ND	3900	2600	ug/kg	
71-43-2	Benzene	77.2	390	52	ug/kg	J
108-86-1	Bromobenzene	ND	2000	76	ug/kg	
74-97-5	Bromochloromethane	ND	2000	200	ug/kg	
75-27-4	Bromodichloromethane	ND	2000	88	ug/kg	
75-25-2	Bromoform	ND	2000	290	ug/kg	
74-83-9	Bromomethane	ND	2000	150	ug/kg	
78-93-3	2-Butanone (MEK)	ND	3900	1700	ug/kg	
104-51-8	n-Butylbenzene	204	2000	92	ug/kg	J
135-98-8	sec-Butylbenzene	106	2000	62	ug/kg	J
98-06-6	tert-Butylbenzene	ND	2000	54	ug/kg	
56-23-5	Carbon tetrachloride	ND	2000	140	ug/kg	
108-90-7	Chlorobenzene	ND	2000	130	ug/kg	
75-00-3	Chloroethane	ND	2000	160	ug/kg	
67-66-3	Chloroform	ND	2000	190	ug/kg	
74-87-3	Chloromethane	ND	2000	240	ug/kg	
95-49-8	o-Chlorotoluene	ND	2000	150	ug/kg	
106-43-4	p-Chlorotoluene	ND	2000	82	ug/kg	
108-20-3	Di-Isopropyl ether	ND	2000	50	ug/kg	
96-12-8	1,2-Dibromo-3-chloropropane	ND	3900	590	ug/kg	
124-48-1	Dibromochloromethane	ND	2000	66	ug/kg	
106-93-4	1,2-Dibromoethane	ND	390	93	ug/kg	
95-50-1	1,2-Dichlorobenzene	ND	2000	110	ug/kg	
541-73-1	1,3-Dichlorobenzene	297	2000	75	ug/kg	J
106-46-7	1,4-Dichlorobenzene	ND	2000	66	ug/kg	
75-71-8	Dichlorodifluoromethane	ND	2000	130	ug/kg	
75-34-3	1,1-Dichloroethane	492	2000	85	ug/kg	J
107-06-2	1,2-Dichloroethane	ND	390	71	ug/kg	
75-35-4	1,1-Dichloroethene	ND	2000	240	ug/kg	
156-59-2	cis-1,2-Dichloroethene	ND	2000	130	ug/kg	
156-60-5	trans-1,2-Dichloroethene	ND	2000	170	ug/kg	
78-87-5	1,2-Dichloropropane	ND	2000	100	ug/kg	

ND = Not detected MDL - Method Detection Limit

RL = Reporting Limit

E = Indicates value exceeds calibration range

J = Indicates an estimated value

B = Indicates analyte found in associated method blank

N = Indicates presumptive evidence of a compound

## Report of Analysis

<b>Client Sample ID:</b>	K21-0.5	<b>Date Sampled:</b>	07/18/11
<b>Lab Sample ID:</b>	C17043-28	<b>Date Received:</b>	07/19/11
<b>Matrix:</b>	SO - Soil	<b>Percent Solids:</b>	n/a <sup>a</sup>
<b>Method:</b>	SW846 8260B	<b>Project:</b> Romic Soil Investigation(Romic EPA) - 2081 Bay Road, East Palo Alto, CA	

**VOA 8260 List**

CAS No.	Compound	Result	RL	MDL	Units	Q
142-28-9	1,3-Dichloropropane	ND	2000	150	ug/kg	
594-20-7	2,2-Dichloropropane	ND	2000	67	ug/kg	
563-58-6	1,1-Dichloropropene	ND	2000	82	ug/kg	
10061-01-5	cis-1,3-Dichloropropene	ND	2000	59	ug/kg	
10061-02-6	trans-1,3-Dichloropropene	ND	2000	130	ug/kg	
100-41-4	Ethylbenzene	9430	390	58	ug/kg	
87-68-3	Hexachlorobutadiene	ND	2000	200	ug/kg	
591-78-6	2-Hexanone	ND	2000	970	ug/kg	
98-82-8	Isopropylbenzene	531	2000	54	ug/kg	J
99-87-6	p-Isopropyltoluene	231	2000	120	ug/kg	J
1634-04-4	Methyl Tert Butyl Ether	ND	390	70	ug/kg	
108-10-1	4-Methyl-2-pentanone(MIBK)	ND	2000	1000	ug/kg	
74-95-3	Methylene bromide	ND	2000	220	ug/kg	
75-09-2	Methylene chloride	ND	2000	90	ug/kg	
91-20-3	Naphthalene	1200	2000	410	ug/kg	J
103-65-1	n-Propylbenzene	495	2000	140	ug/kg	J
100-42-5	Styrene	ND	2000	72	ug/kg	
75-65-0	Tert Butyl Alcohol	ND	9800	2200	ug/kg	
994-05-8	tert-Amyl Methyl Ether	ND	2000	58	ug/kg	
637-92-3	tert-Butyl Ethyl Ether	ND	2000	55	ug/kg	
630-20-6	1,1,1,2-Tetrachloroethane	ND	2000	72	ug/kg	
79-34-5	1,1,2,2-Tetrachloroethane	ND	2000	70	ug/kg	
127-18-4	Tetrachloroethene	ND	2000	75	ug/kg	
108-88-3	Toluene	46000	390	150	ug/kg	
87-61-6	1,2,3-Trichlorobenzene	ND	2000	170	ug/kg	
120-82-1	1,2,4-Trichlorobenzene	ND	2000	130	ug/kg	
71-55-6	1,1,1-Trichloroethane	ND	2000	94	ug/kg	
79-00-5	1,1,2-Trichloroethane	ND	2000	170	ug/kg	
79-01-6	Trichloroethene	ND	2000	96	ug/kg	
75-69-4	Trichlorofluoromethane	ND	2000	190	ug/kg	
96-18-4	1,2,3-Trichloropropane	ND	2000	420	ug/kg	
95-63-6	1,2,4-Trimethylbenzene	2760	2000	440	ug/kg	
108-67-8	1,3,5-Trimethylbenzene	1300	2000	50	ug/kg	J
75-01-4	Vinyl chloride	ND	2000	180	ug/kg	
1330-20-7	Xylene (total)	58200	390	72	ug/kg	

CAS No.	Surrogate Recoveries	Run# 1	Run# 2	Limits
1868-53-7	Dibromofluoromethane	91%		67-131%
17060-07-0	1,2-Dichloroethane-D4	93%		66-130%

ND = Not detected      MDL - Method Detection Limit  
 RL = Reporting Limit  
 E = Indicates value exceeds calibration range

J = Indicates an estimated value  
 B = Indicates analyte found in associated method blank  
 N = Indicates presumptive evidence of a compound

## Report of Analysis

<b>Client Sample ID:</b>	K21-0.5	
<b>Lab Sample ID:</b>	C17043-28	<b>Date Sampled:</b> 07/18/11
<b>Matrix:</b>	SO - Soil	<b>Date Received:</b> 07/19/11
<b>Method:</b>	SW846 8260B	<b>Percent Solids:</b> n/a <sup>a</sup>
<b>Project:</b>	Romic Soil Investigation(Romic EPA) - 2081 Bay Road, East Palo Alto, CA	

### VOA 8260 List

CAS No.	Surrogate Recoveries	Run# 1	Run# 2	Limits
2037-26-5	Toluene-D8	93%		76-125%
460-00-4	4-Bromofluorobenzene	91%		53-142%

- (a) All results reported on wet weight basis.
- (b) Analysis performed at Accutest Laboratories, Dayton, NJ.

ND = Not detected      MDL - Method Detection Limit  
 RL = Reporting Limit  
 E = Indicates value exceeds calibration range

J = Indicates an estimated value  
 B = Indicates analyte found in associated method blank  
 N = Indicates presumptive evidence of a compound



## Report of Analysis

<b>Client Sample ID:</b>	K21-0.5	<b>Date Sampled:</b>	07/18/11
<b>Lab Sample ID:</b>	C17043-28	<b>Date Received:</b>	07/19/11
<b>Matrix:</b>	SO - Soil	<b>Percent Solids:</b>	n/a <sup>a</sup>
<b>Method:</b>	SW846 8270C SW846 3550B	<b>Project:</b> Romic Soil Investigation(Romic EPA) - 2081 Bay Road, East Palo Alto, CA	

Run #1	File ID	DF	Analyzed	By	Prep Date	Prep Batch	Analytical Batch
Run #1	Y8918.D	1	07/20/11	MT	07/20/11	OP4270	EY425
Run #2							

Run #1	Initial Weight	Final Volume
Run #1	10.0 g	1.0 ml
Run #2		

## ABN Full List

CAS No.	Compound	Result	RL	MDL	Units	Q
65-85-0	Benzoic acid	ND	1000	890	ug/kg	
95-57-8	2-Chlorophenol	ND	1000	680	ug/kg	
59-50-7	4-Chloro-3-methyl phenol	ND	500	420	ug/kg	
120-83-2	2,4-Dichlorophenol	ND	500	140	ug/kg	
105-67-9	2,4-Dimethylphenol	ND	500	150	ug/kg	
51-28-5	2,4-Dinitrophenol	ND	2500	850	ug/kg	
534-52-1	4,6-Dinitro-o-cresol	ND	2000	1000	ug/kg	
95-48-7	2-Methylphenol	ND	500	170	ug/kg	
	3&4-Methylphenol	ND	500	150	ug/kg	
88-75-5	2-Nitrophenol	ND	500	130	ug/kg	
100-02-7	4-Nitrophenol	ND	2000	1200	ug/kg	
87-86-5	Pentachlorophenol	ND	500	420	ug/kg	
108-95-2	Phenol	ND	2000	1300	ug/kg	
95-95-4	2,4,5-Trichlorophenol	ND	500	120	ug/kg	
88-06-2	2,4,6-Trichlorophenol	ND	500	160	ug/kg	
83-32-9	Acenaphthene	ND	1000	500	ug/kg	
208-96-8	Acenaphthylene	ND	500	200	ug/kg	
62-53-3	Aniline	ND	500	140	ug/kg	
120-12-7	Anthracene	ND	500	100	ug/kg	
103-33-3	Azobenzene	ND	500	170	ug/kg	
92-87-5	Benzidine	ND	2500	730	ug/kg	
56-55-3	Benzo(a)anthracene	ND	500	70	ug/kg	
50-32-8	Benzo(a)pyrene	ND	500	90	ug/kg	
205-99-2	Benzo(b)fluoranthene	ND	500	60	ug/kg	
191-24-2	Benzo(g,h,i)perylene	ND	500	150	ug/kg	
207-08-9	Benzo(k)fluoranthene	ND	500	120	ug/kg	
101-55-3	4-Bromophenyl phenyl ether	ND	500	150	ug/kg	
85-68-7	Butyl benzyl phthalate	ND	500	110	ug/kg	
100-51-6	Benzyl Alcohol	ND	1000	160	ug/kg	
91-58-7	2-Chloronaphthalene	ND	500	180	ug/kg	
106-47-8	4-Chloroaniline	ND	500	140	ug/kg	
86-74-8	Carbazole	ND	500	80	ug/kg	

ND = Not detected MDL - Method Detection Limit

RL = Reporting Limit

E = Indicates value exceeds calibration range

J = Indicates an estimated value

B = Indicates analyte found in associated method blank

N = Indicates presumptive evidence of a compound

## Report of Analysis

<b>Client Sample ID:</b>	K21-0.5	
<b>Lab Sample ID:</b>	C17043-28	<b>Date Sampled:</b> 07/18/11
<b>Matrix:</b>	SO - Soil	<b>Date Received:</b> 07/19/11
<b>Method:</b>	SW846 8270C SW846 3550B	<b>Percent Solids:</b> n/a <sup>a</sup>
<b>Project:</b>	Romic Soil Investigation(Romic EPA) - 2081 Bay Road, East Palo Alto, CA	

## ABN Full List

CAS No.	Compound	Result	RL	MDL	Units	Q
218-01-9	Chrysene	ND	500	100	ug/kg	
111-91-1	bis(2-Chloroethoxy)methane	ND	500	180	ug/kg	
111-44-4	bis(2-Chloroethyl)ether	ND	500	230	ug/kg	
108-60-1	bis(2-Chloroisopropyl)ether	ND	500	270	ug/kg	
7005-72-3	4-Chlorophenyl phenyl ether	ND	500	190	ug/kg	
95-50-1	1,2-Dichlorobenzene	ND	500	160	ug/kg	
541-73-1	1,3-Dichlorobenzene	ND	500	150	ug/kg	
106-46-7	1,4-Dichlorobenzene	ND	500	420	ug/kg	
121-14-2	2,4-Dinitrotoluene	ND	500	460	ug/kg	
606-20-2	2,6-Dinitrotoluene	ND	1000	320	ug/kg	
91-94-1	3,3'-Dichlorobenzidine	ND	2500	140	ug/kg	
53-70-3	Dibenzo(a,h)anthracene	ND	500	130	ug/kg	
132-64-9	Dibenzofuran	ND	500	160	ug/kg	
122-39-4	Diphenylamine	ND	500	120	ug/kg	
84-74-2	Di-n-butyl phthalate	ND	500	100	ug/kg	
117-84-0	Di-n-octyl phthalate	ND	500	130	ug/kg	
84-66-2	Diethyl phthalate	ND	500	170	ug/kg	
131-11-3	Dimethyl phthalate	ND	500	180	ug/kg	
117-81-7	bis(2-Ethylhexyl)phthalate	ND	500	220	ug/kg	
206-44-0	Fluoranthene	ND	500	100	ug/kg	
86-73-7	Fluorene	ND	500	180	ug/kg	
118-74-1	Hexachlorobenzene	ND	500	130	ug/kg	
87-68-3	Hexachlorobutadiene	ND	500	190	ug/kg	
77-47-4	Hexachlorocyclopentadiene	ND	500	140	ug/kg	
67-72-1	Hexachloroethane	ND	500	160	ug/kg	
193-39-5	Indeno(1,2,3-cd)pyrene	ND	500	140	ug/kg	
78-59-1	Isophorone	ND	500	170	ug/kg	
90-12-0	1-Methylnaphthalene	ND	500	160	ug/kg	
91-57-6	2-Methylnaphthalene	ND	500	160	ug/kg	
88-74-4	2-Nitroaniline	ND	500	120	ug/kg	
99-09-2	3-Nitroaniline	ND	500	120	ug/kg	
100-01-6	4-Nitroaniline	ND	500	300	ug/kg	
91-20-3	Naphthalene	ND	500	170	ug/kg	
98-95-3	Nitrobenzene	ND	500	160	ug/kg	
62-75-9	N-Nitrosodimethylamine	ND	5000	2200	ug/kg	
621-64-7	N-Nitroso-di-n-propylamine	ND	1000	550	ug/kg	
85-01-8	Phenanthrene	ND	500	110	ug/kg	
129-00-0	Pyrene	ND	1000	680	ug/kg	
110-86-1	Pyridine	ND	2000	220	ug/kg	
120-82-1	1,2,4-Trichlorobenzene	ND	500	340	ug/kg	

ND = Not detected MDL - Method Detection Limit

RL = Reporting Limit

E = Indicates value exceeds calibration range

J = Indicates an estimated value

B = Indicates analyte found in associated method blank

N = Indicates presumptive evidence of a compound

## Report of Analysis

<b>Client Sample ID:</b>	K21-0.5		<b>Date Sampled:</b>	07/18/11
<b>Lab Sample ID:</b>	C17043-28		<b>Date Received:</b>	07/19/11
<b>Matrix:</b>	SO - Soil		<b>Percent Solids:</b>	n/a <sup>a</sup>
<b>Method:</b>	SW846 8270C SW846 3550B			
<b>Project:</b>	Romic Soil Investigation(Romic EPA) - 2081 Bay Road, East Palo Alto, CA			

## ABN Full List

CAS No.	Surrogate Recoveries	Run# 1	Run# 2	Limits
367-12-4	2-Fluorophenol	63%		20-100%
4165-62-2	Phenol-d5	64%		20-100%
118-79-6	2,4,6-Tribromophenol	75%		30-100%
4165-60-0	Nitrobenzene-d5	63%		20-100%
321-60-8	2-Fluorobiphenyl	64%		20-106%
1718-51-0	Terphenyl-d14	100%		55-130%

(a) All results reported on wet weight basis.

ND = Not detected      MDL - Method Detection Limit  
 RL = Reporting Limit  
 E = Indicates value exceeds calibration range

J = Indicates an estimated value  
 B = Indicates analyte found in associated method blank  
 N = Indicates presumptive evidence of a compound

## Report of Analysis

<b>Client Sample ID:</b> K21-0.5		<b>Date Sampled:</b> 07/18/11
<b>Lab Sample ID:</b> C17043-28		<b>Date Received:</b> 07/19/11
<b>Matrix:</b> SO - Soil		<b>Percent Solids:</b> n/a <sup>a</sup>
<b>Method:</b> SW846 8015B		
<b>Project:</b> Romic Soil Investigation(Romic EPA) - 2081 Bay Road, East Palo Alto, CA		

Run #	File ID	DF	Analyzed	By	Prep Date	Prep Batch	Analytical Batch
Run #1	JK21457.D	1	07/31/11	TT	n/a	n/a	GJK886
Run #2							

Run #	Initial Weight
Run #1	5.28 g
Run #2	

**TPH Volatiles**

CAS No.	Compound	Result	RL	MDL	Units	Q
	TPH-GRO (C6-C10)	0.232	0.095	0.047	mg/kg	
CAS No.	Surrogate Recoveries	Run# 1	Run# 2	Limits		
98-08-8	aaa-Trifluorotoluene	102%		60-157%		

(a) All results reported on wet weight basis.

ND = Not detected      MDL - Method Detection Limit  
 RL = Reporting Limit  
 E = Indicates value exceeds calibration range

J = Indicates an estimated value  
 B = Indicates analyte found in associated method blank  
 N = Indicates presumptive evidence of a compound

## Report of Analysis

<b>Client Sample ID:</b>	K21-0.5	
<b>Lab Sample ID:</b>	C17043-28	<b>Date Sampled:</b> 07/18/11
<b>Matrix:</b>	SO - Soil	<b>Date Received:</b> 07/19/11
<b>Method:</b>	SW846 8081A SW846 3545A	<b>Percent Solids:</b> n/a <sup>a</sup>
<b>Project:</b>	Romic Soil Investigation(Romic EPA) - 2081 Bay Road, East Palo Alto, CA	

Run #1	File ID	DF	Analyzed	By	Prep Date	Prep Batch	Analytical Batch
Run #1	OO22789.D	1	07/27/11	RV	07/19/11	OP4256	G00728
Run #2							

Run #1	Initial Weight	Final Volume
Run #1	10.0 g	10.0 ml
Run #2		

## Pesticide PPL List

CAS No.	Compound	Result	RL	MDL	Units	Q
309-00-2	Aldrin	ND	25	10	ug/kg	
319-84-6	alpha-BHC	ND	25	11	ug/kg	
319-85-7	beta-BHC	ND	25	3.5	ug/kg	
319-86-8	delta-BHC	ND	25	3.5	ug/kg	
58-89-9	gamma-BHC (Lindane)	ND	25	7.5	ug/kg	
12789-03-6	Chlordane	ND	100	100	ug/kg	
60-57-1	Dieldrin	ND	25	3.0	ug/kg	
72-54-8	4,4' -DDD	ND	25	3.5	ug/kg	
72-55-9	4,4' -DDE	ND	25	3.0	ug/kg	
50-29-3	4,4' -DDT	ND	25	3.0	ug/kg	
72-20-8	Endrin	ND	25	3.0	ug/kg	
7421-93-4	Endrin aldehyde	ND	25	6.0	ug/kg	
959-98-8	Endosulfan-I	ND	25	3.5	ug/kg	
33213-65-9	Endosulfan-II	ND	25	3.5	ug/kg	
1031-07-8	Endosulfan sulfate	ND	25	8.0	ug/kg	
76-44-8	Heptachlor	ND	25	6.0	ug/kg	
1024-57-3	Heptachlor epoxide	ND	25	4.0	ug/kg	
72-43-5	Methoxychlor	ND	25	3.5	ug/kg	
8001-35-2	Toxaphene	ND	100	100	ug/kg	

CAS No.	Surrogate Recoveries	Run# 1	Run# 2	Limits
877-09-8	Tetrachloro-m-xylene	54%		35-132%
877-09-8	Tetrachloro-m-xylene	53%		35-132%
2051-24-3	Decachlorobiphenyl	80%		35-132%
2051-24-3	Decachlorobiphenyl	89%		35-132%

(a) All results reported on wet weight basis.

ND = Not detected      MDL - Method Detection Limit  
 RL = Reporting Limit  
 E = Indicates value exceeds calibration range

J = Indicates an estimated value  
 B = Indicates analyte found in associated method blank  
 N = Indicates presumptive evidence of a compound

## Report of Analysis

<b>Client Sample ID:</b> K21-0.5		<b>Date Sampled:</b> 07/18/11
<b>Lab Sample ID:</b> C17043-28		<b>Date Received:</b> 07/19/11
<b>Matrix:</b> SO - Soil		<b>Percent Solids:</b> n/a <sup>a</sup>
<b>Method:</b> SW846 8082 SW846 3545A		
<b>Project:</b> Romic Soil Investigation(Romic EPA) - 2081 Bay Road, East Palo Alto, CA		

Run #1	File ID	DF	Analyzed	By	Prep Date	Prep Batch	Analytical Batch
Run #1	PP20305.D	1	07/22/11	RV	07/19/11	OP4257	GPP689
Run #2							

Run #1	Initial Weight	Final Volume
Run #1	10.0 g	10.0 ml
Run #2		

**PCB List**

CAS No.	Compound	Result	RL	MDL	Units	Q
12674-11-2	Aroclor 1016	ND	100	17	ug/kg	
11104-28-2	Aroclor 1221	ND	100	50	ug/kg	
11141-16-5	Aroclor 1232	ND	100	50	ug/kg	
53469-21-9	Aroclor 1242	ND	100	50	ug/kg	
12672-29-6	Aroclor 1248	ND	100	50	ug/kg	
11097-69-1	Aroclor 1254 <sup>b</sup>	625	100	50	ug/kg	
11096-82-5	Aroclor 1260 <sup>b</sup>	231	100	20	ug/kg	

CAS No.	Surrogate Recoveries	Run# 1	Run# 2	Limits
877-09-8	Tetrachloro-m-xylene	67%		45-108%
877-09-8	Tetrachloro-m-xylene	67%		45-108%
2051-24-3	Decachlorobiphenyl	96%		54-121%
2051-24-3	Decachlorobiphenyl	97%		54-121%

(a) All results reported on wet weight basis.

(b) Estimated value due to the presence of multiple overlapping Aroclor patterns.

ND = Not detected      MDL - Method Detection Limit  
 RL = Reporting Limit

J = Indicates an estimated value  
 B = Indicates analyte found in associated method blank  
 N = Indicates presumptive evidence of a compound

## Report of Analysis

<b>Client Sample ID:</b>	K21-0.5		<b>Date Sampled:</b>	07/18/11
<b>Lab Sample ID:</b>	C17043-28		<b>Date Received:</b>	07/19/11
<b>Matrix:</b>	SO - Soil		<b>Percent Solids:</b>	n/a <sup>a</sup>
<b>Method:</b>	SW846 8015B M SW846 3545A		<b>Project:</b> Romic Soil Investigation(Romic EPA) - 2081 Bay Road, East Palo Alto, CA	

Run #	File ID	DF	Analyzed	By	Prep Date	Prep Batch	Analytical Batch
Run #1	GG27026.D	1	07/24/11	JH	07/21/11	OP4276	GGG727
Run #2							

Run #	Initial Weight	Final Volume
Run #1	10.0 g	1.0 ml
Run #2		

**TPH Extractable w/ Silica Gel Cleanup**

CAS No.	Compound	Result	RL	MDL	Units	Q
	TPH (C10-C28)	9.24	10	5.0	mg/kg	J
	TPH (> C28-C40)	ND	20	10	mg/kg	

CAS No.	Surrogate Recoveries	Run# 1	Run# 2	Limits
630-01-3	Hexacosane	73%		45-140%

(a) All results reported on wet weight basis.

ND = Not detected      MDL - Method Detection Limit  
 RL = Reporting Limit

J = Indicates an estimated value  
 B = Indicates analyte found in associated method blank  
 N = Indicates presumptive evidence of a compound

## Report of Analysis

<b>Client Sample ID:</b> K21-0.5	<b>Date Sampled:</b> 07/18/11
<b>Lab Sample ID:</b> C17043-28	<b>Date Received:</b> 07/19/11
<b>Matrix:</b> SO - Soil	<b>Percent Solids:</b> n/a <sup>a</sup>
<b>Project:</b> Romic Soil Investigation(Romic EPA) - 2081 Bay Road,East Palo Alto,CA	

## Metals Analysis

Analyte	Result	RL	Units	DF	Prep	Analyzed By	Method	Prep Method
Antimony <sup>b</sup>	< 3.8	3.8	mg/kg	2	07/19/11	07/27/11 RS	SW846 6010B <sup>3</sup>	SW846 3050B <sup>4</sup>
Arsenic	< 1.9	1.9	mg/kg	1	07/19/11	07/21/11 RS	SW846 6010B <sup>1</sup>	SW846 3050B <sup>4</sup>
Barium	20.3	19	mg/kg	1	07/19/11	07/21/11 RS	SW846 6010B <sup>1</sup>	SW846 3050B <sup>4</sup>
Beryllium <sup>b</sup>	< 1.9	1.9	mg/kg	2	07/19/11	07/27/11 RS	SW846 6010B <sup>3</sup>	SW846 3050B <sup>4</sup>
Cadmium	< 0.95	0.95	mg/kg	1	07/19/11	07/21/11 RS	SW846 6010B <sup>1</sup>	SW846 3050B <sup>4</sup>
Chromium	63.2	0.95	mg/kg	1	07/19/11	07/21/11 RS	SW846 6010B <sup>1</sup>	SW846 3050B <sup>4</sup>
Cobalt <sup>b</sup>	23.6	1.9	mg/kg	2	07/19/11	07/27/11 RS	SW846 6010B <sup>3</sup>	SW846 3050B <sup>4</sup>
Copper <sup>b</sup>	63.2	4.8	mg/kg	2	07/19/11	07/27/11 RS	SW846 6010B <sup>3</sup>	SW846 3050B <sup>4</sup>
Lead <sup>b</sup>	< 3.8	3.8	mg/kg	2	07/19/11	07/27/11 RS	SW846 6010B <sup>3</sup>	SW846 3050B <sup>4</sup>
Mercury	< 0.041	0.041	mg/kg	1	07/25/11	07/25/11 PH	SW846 7471A <sup>2</sup>	SW846 7471A <sup>5</sup>
Molybdenum	< 1.9	1.9	mg/kg	1	07/19/11	07/21/11 RS	SW846 6010B <sup>1</sup>	SW846 3050B <sup>4</sup>
Nickel	45.0	0.95	mg/kg	1	07/19/11	07/21/11 RS	SW846 6010B <sup>1</sup>	SW846 3050B <sup>4</sup>
Selenium	< 1.9	1.9	mg/kg	1	07/19/11	07/21/11 RS	SW846 6010B <sup>1</sup>	SW846 3050B <sup>4</sup>
Silver <sup>b</sup>	< 1.9	1.9	mg/kg	2	07/19/11	07/27/11 RS	SW846 6010B <sup>3</sup>	SW846 3050B <sup>4</sup>
Thallium <sup>b</sup>	< 3.8	3.8	mg/kg	2	07/19/11	07/27/11 RS	SW846 6010B <sup>3</sup>	SW846 3050B <sup>4</sup>
Vanadium <sup>b</sup>	136	1.9	mg/kg	2	07/19/11	07/27/11 RS	SW846 6010B <sup>3</sup>	SW846 3050B <sup>4</sup>
Zinc	66.3	1.9	mg/kg	1	07/19/11	07/21/11 RS	SW846 6010B <sup>1</sup>	SW846 3050B <sup>4</sup>

- (1) Instrument QC Batch: MA1997  
(2) Instrument QC Batch: MA2004  
(3) Instrument QC Batch: MA2009  
(4) Prep QC Batch: MP3733  
(5) Prep QC Batch: MP3760

- (a) All results reported on wet weight basis.  
(b) Elevated reporting limit(s) due to matrix interference and/or dilution required for high interfering element.

RL = Reporting Limit



## Report of Analysis

<b>Client Sample ID:</b>	K21-0.5	
<b>Lab Sample ID:</b>	C17043-28A	<b>Date Sampled:</b> 07/18/11
<b>Matrix:</b>	SO - Soil	<b>Date Received:</b> 07/19/11
<b>Method:</b>	SW846 8270C SW846 3550B	<b>Percent Solids:</b> n/a <sup>a</sup>
<b>Project:</b>	Romic Soil Investigation(Romic EPA) - 2081 Bay Road, East Palo Alto, CA	

Run #1	File ID	DF	Analyzed	By	Prep Date	Prep Batch	Analytical Batch
Run #1	Y8982.D	1	07/23/11	MT	07/21/11	OP4270	EY428
Run #2							

Run #1	Initial Weight	Final Volume
Run #1	10.1 g	1.0 ml
Run #2		

## ABN Full List

CAS No.	Compound	Result	RL	MDL	Units	Q
65-85-0	Benzoic acid	ND	990	880	ug/kg	
95-57-8	2-Chlorophenol	ND	990	670	ug/kg	
59-50-7	4-Chloro-3-methyl phenol	ND	500	420	ug/kg	
120-83-2	2,4-Dichlorophenol	ND	500	140	ug/kg	
105-67-9	2,4-Dimethylphenol	ND	500	150	ug/kg	
51-28-5	2,4-Dinitrophenol	ND	2500	840	ug/kg	
534-52-1	4,6-Dinitro-o-cresol	ND	2000	1000	ug/kg	
95-48-7	2-Methylphenol	ND	500	170	ug/kg	
	3&4-Methylphenol	ND	500	150	ug/kg	
88-75-5	2-Nitrophenol	ND	500	130	ug/kg	
100-02-7	4-Nitrophenol	ND	2000	1200	ug/kg	
87-86-5	Pentachlorophenol	ND	500	420	ug/kg	
108-95-2	Phenol	ND	2000	1300	ug/kg	
95-95-4	2,4,5-Trichlorophenol	ND	500	120	ug/kg	
88-06-2	2,4,6-Trichlorophenol	ND	500	160	ug/kg	
83-32-9	Acenaphthene	ND	990	500	ug/kg	
208-96-8	Acenaphthylene	ND	500	200	ug/kg	
62-53-3	Aniline	ND	500	140	ug/kg	
120-12-7	Anthracene	ND	500	99	ug/kg	
103-33-3	Azobenzene	ND	500	170	ug/kg	
92-87-5	Benzidine	ND	2500	720	ug/kg	
56-55-3	Benzo(a)anthracene	ND	500	69	ug/kg	
50-32-8	Benzo(a)pyrene	ND	500	89	ug/kg	
205-99-2	Benzo(b)fluoranthene	ND	500	59	ug/kg	
191-24-2	Benzo(g,h,i)perylene	ND	500	150	ug/kg	
207-08-9	Benzo(k)fluoranthene	ND	500	120	ug/kg	
101-55-3	4-Bromophenyl phenyl ether	ND	500	150	ug/kg	
85-68-7	Butyl benzyl phthalate	ND	500	110	ug/kg	
100-51-6	Benzyl Alcohol	ND	990	160	ug/kg	
91-58-7	2-Chloronaphthalene	ND	500	180	ug/kg	
106-47-8	4-Chloroaniline	ND	500	140	ug/kg	
86-74-8	Carbazole	ND	500	79	ug/kg	

ND = Not detected MDL - Method Detection Limit

RL = Reporting Limit

E = Indicates value exceeds calibration range

J = Indicates an estimated value

B = Indicates analyte found in associated method blank

N = Indicates presumptive evidence of a compound

## Report of Analysis

<b>Client Sample ID:</b>	K21-0.5	
<b>Lab Sample ID:</b>	C17043-28A	<b>Date Sampled:</b> 07/18/11
<b>Matrix:</b>	SO - Soil	<b>Date Received:</b> 07/19/11
<b>Method:</b>	SW846 8270C SW846 3550B	<b>Percent Solids:</b> n/a <sup>a</sup>
<b>Project:</b>	Romic Soil Investigation(Romic EPA) - 2081 Bay Road, East Palo Alto, CA	

## ABN Full List

CAS No.	Compound	Result	RL	MDL	Units	Q
218-01-9	Chrysene	ND	500	99	ug/kg	
111-91-1	bis(2-Chloroethoxy)methane	ND	500	180	ug/kg	
111-44-4	bis(2-Chloroethyl)ether	ND	500	230	ug/kg	
108-60-1	bis(2-Chloroisopropyl)ether	ND	500	270	ug/kg	
7005-72-3	4-Chlorophenyl phenyl ether	ND	500	190	ug/kg	
95-50-1	1,2-Dichlorobenzene	ND	500	160	ug/kg	
541-73-1	1,3-Dichlorobenzene	ND	500	150	ug/kg	
106-46-7	1,4-Dichlorobenzene	ND	500	420	ug/kg	
121-14-2	2,4-Dinitrotoluene	ND	500	460	ug/kg	
606-20-2	2,6-Dinitrotoluene	ND	990	320	ug/kg	
91-94-1	3,3'-Dichlorobenzidine	ND	2500	140	ug/kg	
53-70-3	Dibenzo(a,h)anthracene	ND	500	130	ug/kg	
132-64-9	Dibenzofuran	ND	500	160	ug/kg	
122-39-4	Diphenylamine	ND	500	120	ug/kg	
84-74-2	Di-n-butyl phthalate	ND	500	99	ug/kg	
117-84-0	Di-n-octyl phthalate	ND	500	130	ug/kg	
84-66-2	Diethyl phthalate	ND	500	170	ug/kg	
131-11-3	Dimethyl phthalate	ND	500	180	ug/kg	
117-81-7	bis(2-Ethylhexyl)phthalate	ND	500	220	ug/kg	
206-44-0	Fluoranthene	ND	500	99	ug/kg	
86-73-7	Fluorene	ND	500	180	ug/kg	
118-74-1	Hexachlorobenzene	ND	500	130	ug/kg	
87-68-3	Hexachlorobutadiene	ND	500	190	ug/kg	
77-47-4	Hexachlorocyclopentadiene	ND	500	140	ug/kg	
67-72-1	Hexachloroethane	ND	500	160	ug/kg	
193-39-5	Indeno(1,2,3-cd)pyrene	ND	500	140	ug/kg	
78-59-1	Isophorone	ND	500	170	ug/kg	
90-12-0	1-Methylnaphthalene	ND	500	160	ug/kg	
91-57-6	2-Methylnaphthalene	ND	500	160	ug/kg	
88-74-4	2-Nitroaniline	ND	500	120	ug/kg	
99-09-2	3-Nitroaniline	ND	500	120	ug/kg	
100-01-6	4-Nitroaniline	ND	500	300	ug/kg	
91-20-3	Naphthalene	ND	500	170	ug/kg	
98-95-3	Nitrobenzene	ND	500	160	ug/kg	
62-75-9	N-Nitrosodimethylamine	ND	5000	2200	ug/kg	
621-64-7	N-Nitroso-di-n-propylamine	ND	990	540	ug/kg	
85-01-8	Phenanthrene	ND	500	110	ug/kg	
129-00-0	Pyrene	ND	990	670	ug/kg	
110-86-1	Pyridine	ND	2000	220	ug/kg	
120-82-1	1,2,4-Trichlorobenzene	ND	500	340	ug/kg	

ND = Not detected MDL - Method Detection Limit

RL = Reporting Limit

E = Indicates value exceeds calibration range

J = Indicates an estimated value

B = Indicates analyte found in associated method blank

N = Indicates presumptive evidence of a compound

## Report of Analysis

<b>Client Sample ID:</b>	K21-0.5	<b>Date Sampled:</b>	07/18/11
<b>Lab Sample ID:</b>	C17043-28A	<b>Date Received:</b>	07/19/11
<b>Matrix:</b>	SO - Soil	<b>Percent Solids:</b>	n/a <sup>a</sup>
<b>Method:</b>	SW846 8270C SW846 3550B		
<b>Project:</b>	Romic Soil Investigation(Romic EPA) - 2081 Bay Road, East Palo Alto, CA		

**ABN Full List**

CAS No.	Surrogate Recoveries	Run# 1	Run# 2	Limits
367-12-4	2-Fluorophenol	73%		20-100%
4165-62-2	Phenol-d5	74%		20-100%
118-79-6	2,4,6-Tribromophenol	76%		30-100%
4165-60-0	Nitrobenzene-d5	73%		20-100%
321-60-8	2-Fluorobiphenyl	75%		20-106%
1718-51-0	Terphenyl-d14	95%		55-130%

(a) All results reported on wet weight basis.

ND = Not detected      MDL - Method Detection Limit  
 RL = Reporting Limit  
 E = Indicates value exceeds calibration range

J = Indicates an estimated value  
 B = Indicates analyte found in associated method blank  
 N = Indicates presumptive evidence of a compound

## Report of Analysis

<b>Client Sample ID:</b> K21-0.5		<b>Date Sampled:</b> 07/18/11
<b>Lab Sample ID:</b> C17043-28A		<b>Date Received:</b> 07/19/11
<b>Matrix:</b> SO - Soil		<b>Percent Solids:</b> n/a <sup>a</sup>
<b>Method:</b> SW846 8015B		
<b>Project:</b> Romic Soil Investigation(Romic EPA) - 2081 Bay Road, East Palo Alto, CA		

Run #	File ID	DF	Analyzed	By	Prep Date	Prep Batch	Analytical Batch
Run #1	JK21458.D	1	07/31/11	TT	n/a	n/a	GJK886
Run #2							

Run #	Initial Weight
Run #1	5.30 g
Run #2	

**TPH Volatiles**

CAS No.	Compound	Result	RL	MDL	Units	Q
	TPH-GRO (C6-C10)	0.221	0.094	0.047	mg/kg	
CAS No.	Surrogate Recoveries	Run# 1	Run# 2	Limits		
98-08-8	aaa-Trifluorotoluene	109%		60-157%		

(a) All results reported on wet weight basis.

ND = Not detected      MDL - Method Detection Limit  
 RL = Reporting Limit  
 E = Indicates value exceeds calibration range

J = Indicates an estimated value  
 B = Indicates analyte found in associated method blank  
 N = Indicates presumptive evidence of a compound

## Report of Analysis

<b>Client Sample ID:</b> K21-0.5		<b>Date Sampled:</b> 07/18/11
<b>Lab Sample ID:</b> C17043-28A		<b>Date Received:</b> 07/19/11
<b>Matrix:</b> SO - Soil		<b>Percent Solids:</b> n/a <sup>a</sup>
<b>Method:</b> SW846 8081A SW846 3545A		
<b>Project:</b> Romic Soil Investigation(Romic EPA) - 2081 Bay Road, East Palo Alto, CA		

Run #1	File ID	DF	Analyzed	By	Prep Date	Prep Batch	Analytical Batch
Run #1	OO22802.D	1	07/27/11	RV	07/22/11	OP4280	G00729
Run #2							

Run #1	Initial Weight	Final Volume
Run #1	10.3 g	10.0 ml
Run #2		

**Pesticide PPL List**

CAS No.	Compound	Result	RL	MDL	Units	Q
309-00-2	Aldrin	ND	24	9.7	ug/kg	
319-84-6	alpha-BHC	ND	24	11	ug/kg	
319-85-7	beta-BHC	ND	24	3.4	ug/kg	
319-86-8	delta-BHC	ND	24	3.4	ug/kg	
58-89-9	gamma-BHC (Lindane)	ND	24	7.3	ug/kg	
12789-03-6	Chlordane	ND	97	97	ug/kg	
60-57-1	Dieldrin	ND	24	2.9	ug/kg	
72-54-8	4,4'-DDD	ND	24	3.4	ug/kg	
72-55-9	4,4'-DDE	ND	24	2.9	ug/kg	
50-29-3	4,4'-DDT	ND	24	2.9	ug/kg	
72-20-8	Endrin	ND	24	2.9	ug/kg	
7421-93-4	Endrin aldehyde	ND	24	5.8	ug/kg	
959-98-8	Endosulfan-I	ND	24	3.4	ug/kg	
33213-65-9	Endosulfan-II	ND	24	3.4	ug/kg	
1031-07-8	Endosulfan sulfate	ND	24	7.8	ug/kg	
76-44-8	Heptachlor	ND	24	5.8	ug/kg	
1024-57-3	Heptachlor epoxide	ND	24	3.9	ug/kg	
72-43-5	Methoxychlor	ND	24	3.4	ug/kg	
8001-35-2	Toxaphene	ND	97	97	ug/kg	

CAS No.	Surrogate Recoveries	Run# 1	Run# 2	Limits
877-09-8	Tetrachloro-m-xylene	58%		35-132%
877-09-8	Tetrachloro-m-xylene	59%		35-132%
2051-24-3	Decachlorobiphenyl	77%		35-132%
2051-24-3	Decachlorobiphenyl	89%		35-132%

(a) All results reported on wet weight basis.

ND = Not detected      MDL - Method Detection Limit      J = Indicates an estimated value  
 RL = Reporting Limit      B = Indicates analyte found in associated method blank  
 E = Indicates value exceeds calibration range      N = Indicates presumptive evidence of a compound

## Report of Analysis

<b>Client Sample ID:</b> K21-0.5		<b>Date Sampled:</b> 07/18/11
<b>Lab Sample ID:</b> C17043-28A		<b>Date Received:</b> 07/19/11
<b>Matrix:</b> SO - Soil		<b>Percent Solids:</b> n/a <sup>a</sup>
<b>Method:</b> SW846 8082 SW846 3545A		
<b>Project:</b> Romic Soil Investigation(Romic EPA) - 2081 Bay Road, East Palo Alto, CA		

Run #	File ID	DF	Analyzed	By	Prep Date	Prep Batch	Analytical Batch
Run #1	PP20327.D	1	07/23/11	RV	07/22/11	OP4281	GPP689
Run #2							

Run #	Initial Weight	Final Volume
Run #1	10.3 g	10.0 ml
Run #2		

**PCB List**

CAS No.	Compound	Result	RL	MDL	Units	Q
12674-11-2	Aroclor 1016	ND	97	17	ug/kg	
11104-28-2	Aroclor 1221	ND	97	49	ug/kg	
11141-16-5	Aroclor 1232	ND	97	49	ug/kg	
53469-21-9	Aroclor 1242	ND	97	49	ug/kg	
12672-29-6	Aroclor 1248	ND	97	49	ug/kg	
11097-69-1	Aroclor 1254	ND	97	49	ug/kg	
11096-82-5	Aroclor 1260	ND	97	19	ug/kg	

CAS No.	Surrogate Recoveries	Run# 1	Run# 2	Limits
877-09-8	Tetrachloro-m-xylene	58%		45-108%
877-09-8	Tetrachloro-m-xylene	57%		45-108%
2051-24-3	Decachlorobiphenyl	81%		54-121%
2051-24-3	Decachlorobiphenyl	71%		54-121%

(a) All results reported on wet weight basis.

ND = Not detected      MDL - Method Detection Limit  
 RL = Reporting Limit  
 E = Indicates value exceeds calibration range

J = Indicates an estimated value  
 B = Indicates analyte found in associated method blank  
 N = Indicates presumptive evidence of a compound

## Report of Analysis

<b>Client Sample ID:</b> K21-0.5		
<b>Lab Sample ID:</b> C17043-28A		<b>Date Sampled:</b> 07/18/11
<b>Matrix:</b> SO - Soil		<b>Date Received:</b> 07/19/11
<b>Method:</b> SW846 8015B M SW846 3545A		<b>Percent Solids:</b> n/a <sup>a</sup>
<b>Project:</b> Romic Soil Investigation(Romic EPA) - 2081 Bay Road, East Palo Alto, CA		

	File ID	DF	Analyzed	By	Prep Date	Prep Batch	Analytical Batch
Run #1	GG27013.D	1	07/24/11	JH	07/21/11	OP4277	GGG727
Run #2							

	Initial Weight	Final Volume
Run #1	10.1 g	1.0 ml
Run #2		

### TPH Extractable w/ Silica Gel Cleanup

CAS No.	Compound	Result	RL	MDL	Units	Q
	TPH (C10-C28)	ND	9.9	5.0	mg/kg	
	TPH (> C28-C40)	ND	20	9.9	mg/kg	

CAS No.	Surrogate Recoveries	Run# 1	Run# 2	Limits
630-01-3	Hexacosane	63%		45-140%

(a) All results reported on wet weight basis.

ND = Not detected      MDL - Method Detection Limit  
 RL = Reporting Limit

J = Indicates an estimated value  
 B = Indicates analyte found in associated method blank  
 N = Indicates presumptive evidence of a compound

## Report of Analysis

<b>Client Sample ID:</b> K21-0.5	<b>Date Sampled:</b> 07/18/11
<b>Lab Sample ID:</b> C17043-28A	<b>Date Received:</b> 07/19/11
<b>Matrix:</b> SO - Soil	<b>Percent Solids:</b> n/a <sup>a</sup>
<b>Project:</b> Romic Soil Investigation(Romic EPA) - 2081 Bay Road,East Palo Alto,CA	

## Metals Analysis

Analyte	Result	RL	Units	DF	Prep	Analyzed By	Method	Prep Method
Antimony <sup>b</sup>	< 9.3	9.3	mg/kg	5	07/22/11	07/27/11	DQ SW846 6010B <sup>3</sup>	SW846 3050B <sup>4</sup>
Arsenic <sup>b</sup>	< 9.3	9.3	mg/kg	5	07/22/11	07/27/11	DQ SW846 6010B <sup>3</sup>	SW846 3050B <sup>4</sup>
Barium	19.7	19	mg/kg	1	07/22/11	07/27/11	DQ SW846 6010B <sup>3</sup>	SW846 3050B <sup>4</sup>
Beryllium <sup>b</sup>	< 4.7	4.7	mg/kg	5	07/22/11	07/27/11	DQ SW846 6010B <sup>3</sup>	SW846 3050B <sup>4</sup>
Cadmium	< 0.93	0.93	mg/kg	1	07/22/11	07/27/11	DQ SW846 6010B <sup>3</sup>	SW846 3050B <sup>4</sup>
Chromium	61.6	0.93	mg/kg	1	07/22/11	07/27/11	DQ SW846 6010B <sup>3</sup>	SW846 3050B <sup>4</sup>
Cobalt <sup>b</sup>	24.5	4.7	mg/kg	5	07/22/11	07/27/11	DQ SW846 6010B <sup>3</sup>	SW846 3050B <sup>4</sup>
Copper	73.5	2.3	mg/kg	1	07/22/11	07/27/11	DQ SW846 6010B <sup>3</sup>	SW846 3050B <sup>4</sup>
Lead	3.3	1.9	mg/kg	1	07/22/11	07/27/11	DQ SW846 6010B <sup>2</sup>	SW846 3050B <sup>4</sup>
Mercury	0.15	0.037	mg/kg	1	07/25/11	07/25/11	PH SW846 7471A <sup>1</sup>	SW846 7471A <sup>5</sup>
Molybdenum	< 1.9	1.9	mg/kg	1	07/22/11	07/27/11	DQ SW846 6010B <sup>3</sup>	SW846 3050B <sup>4</sup>
Nickel	37.7	0.93	mg/kg	1	07/22/11	07/27/11	DQ SW846 6010B <sup>3</sup>	SW846 3050B <sup>4</sup>
Selenium <sup>b</sup>	12.7	9.3	mg/kg	5	07/22/11	07/27/11	DQ SW846 6010B <sup>3</sup>	SW846 3050B <sup>4</sup>
Silver	< 0.93	0.93	mg/kg	1	07/22/11	07/27/11	DQ SW846 6010B <sup>3</sup>	SW846 3050B <sup>4</sup>
Thallium <sup>b</sup>	< 9.3	9.3	mg/kg	5	07/22/11	07/27/11	DQ SW846 6010B <sup>3</sup>	SW846 3050B <sup>4</sup>
Vanadium <sup>b</sup>	147	4.7	mg/kg	5	07/22/11	07/27/11	DQ SW846 6010B <sup>3</sup>	SW846 3050B <sup>4</sup>
Zinc <sup>b</sup>	76.8	9.3	mg/kg	5	07/22/11	07/27/11	DQ SW846 6010B <sup>3</sup>	SW846 3050B <sup>4</sup>

- (1) Instrument QC Batch: MA2004  
(2) Instrument QC Batch: MA2008  
(3) Instrument QC Batch: MA2011  
(4) Prep QC Batch: MP3750  
(5) Prep QC Batch: MP3761

- (a) All results reported on wet weight basis.  
(b) Elevated reporting limit(s) due to matrix interference and/or dilution required for high interfering element.

RL = Reporting Limit



## Report of Analysis

<b>Client Sample ID:</b>	K21-3.0		
<b>Lab Sample ID:</b>	C17043-29	<b>Date Sampled:</b>	07/18/11
<b>Matrix:</b>	SO - Soil	<b>Date Received:</b>	07/19/11
<b>Method:</b>	SW846 8260B	<b>Percent Solids:</b>	n/a
<b>Project:</b>	Romic Soil Investigation(Romic EPA) - 2081 Bay Road, East Palo Alto, CA		

	File ID	DF	Analyzed	By	Prep Date	Prep Batch	Analytical Batch
Run #1 <sup>a</sup>	E180659.D	1	07/29/11	ANJ	n/a	n/a	N:VE7958
Run #2 <sup>a</sup>	E180663.D	1	07/29/11	ANJ	n/a	n/a	N:VE7958

	Initial Weight	Final Volume	Methanol Aliquot
Run #1	5.9 g	5.0 ml	4.0 ul
Run #2	5.9 g	5.0 ml	1.0 ul

## VOA 8260 List

CAS No.	Compound	Result	RL	MDL	Units	Q
67-64-1	Acetone	24300	11000	7000	ug/kg	
71-43-2	Benzene	ND	1100	140	ug/kg	
108-86-1	Bromobenzene	ND	5300	210	ug/kg	
74-97-5	Bromochloromethane	ND	5300	550	ug/kg	
75-27-4	Bromodichloromethane	ND	5300	240	ug/kg	
75-25-2	Bromoform	ND	5300	800	ug/kg	
74-83-9	Bromomethane	ND	5300	420	ug/kg	
78-93-3	2-Butanone (MEK)	13200	11000	4600	ug/kg	
104-51-8	n-Butylbenzene	4300	5300	250	ug/kg	J
135-98-8	sec-Butylbenzene	1810	5300	170	ug/kg	J
98-06-6	tert-Butylbenzene	ND	5300	150	ug/kg	
56-23-5	Carbon tetrachloride	ND	5300	370	ug/kg	
108-90-7	Chlorobenzene	ND	5300	340	ug/kg	
75-00-3	Chloroethane	ND	5300	430	ug/kg	
67-66-3	Chloroform	581	5300	510	ug/kg	J
74-87-3	Chloromethane	ND	5300	660	ug/kg	
95-49-8	o-Chlorotoluene	ND	5300	400	ug/kg	
106-43-4	p-Chlorotoluene	ND	5300	220	ug/kg	
108-20-3	Di-Isopropyl ether	ND	5300	130	ug/kg	
96-12-8	1,2-Dibromo-3-chloropropane	ND	11000	1600	ug/kg	
124-48-1	Dibromochloromethane	ND	5300	180	ug/kg	
106-93-4	1,2-Dibromoethane	ND	1100	250	ug/kg	
95-50-1	1,2-Dichlorobenzene	10700	5300	290	ug/kg	
541-73-1	1,3-Dichlorobenzene	274	5300	200	ug/kg	J
106-46-7	1,4-Dichlorobenzene	1350	5300	180	ug/kg	J
75-71-8	Dichlorodifluoromethane	ND	5300	340	ug/kg	
75-34-3	1,1-Dichloroethane	2530	5300	230	ug/kg	J
107-06-2	1,2-Dichloroethane	8680	1100	190	ug/kg	
75-35-4	1,1-Dichloroethene	7930	5300	650	ug/kg	
156-59-2	cis-1,2-Dichloroethene	67700	5300	340	ug/kg	
156-60-5	trans-1,2-Dichloroethene	467	5300	450	ug/kg	J
78-87-5	1,2-Dichloropropane	ND	5300	280	ug/kg	

ND = Not detected MDL - Method Detection Limit

J = Indicates an estimated value

RL = Reporting Limit

B = Indicates analyte found in associated method blank

E = Indicates value exceeds calibration range

N = Indicates presumptive evidence of a compound

## Report of Analysis

<b>Client Sample ID:</b>	K21-3.0	<b>Date Sampled:</b>	07/18/11
<b>Lab Sample ID:</b>	C17043-29	<b>Date Received:</b>	07/19/11
<b>Matrix:</b>	SO - Soil	<b>Percent Solids:</b>	n/a
<b>Method:</b>	SW846 8260B	<b>Project:</b> Romc Soil Investigation(Romc EPA) - 2081 Bay Road,East Palo Alto,CA	

## VOA 8260 List

CAS No.	Compound	Result	RL	MDL	Units	Q
142-28-9	1,3-Dichloropropane	ND	5300	400	ug/kg	
594-20-7	2,2-Dichloropropane	ND	5300	180	ug/kg	
563-58-6	1,1-Dichloropropene	ND	5300	220	ug/kg	
10061-01-5	cis-1,3-Dichloropropene	ND	5300	160	ug/kg	
10061-02-6	trans-1,3-Dichloropropene	ND	5300	360	ug/kg	
100-41-4	Ethylbenzene	35200	1100	160	ug/kg	
87-68-3	Hexachlorobutadiene	ND	5300	550	ug/kg	
591-78-6	2-Hexanone	ND	5300	2600	ug/kg	
98-82-8	Isopropylbenzene	2120	5300	150	ug/kg	J
99-87-6	p-Isopropyltoluene	3720	5300	310	ug/kg	J
1634-04-4	Methyl Tert Butyl Ether	ND	1100	190	ug/kg	
108-10-1	4-Methyl-2-pentanone(MIBK)	21200	5300	2800	ug/kg	
74-95-3	Methylene bromide	ND	5300	600	ug/kg	
75-09-2	Methylene chloride	6210	5300	240	ug/kg	
91-20-3	Naphthalene	14600	5300	1100	ug/kg	
103-65-1	n-Propylbenzene	4090	5300	370	ug/kg	J
100-42-5	Styrene	ND	5300	200	ug/kg	
75-65-0	Tert Butyl Alcohol	ND	26000	6100	ug/kg	
994-05-8	tert-Amyl Methyl Ether	ND	5300	160	ug/kg	
637-92-3	tert-Butyl Ethyl Ether	ND	5300	150	ug/kg	
630-20-6	1,1,1,2-Tetrachloroethane	ND	5300	190	ug/kg	
79-34-5	1,1,2,2-Tetrachloroethane	ND	5300	190	ug/kg	
127-18-4	Tetrachloroethene	45900	5300	200	ug/kg	
108-88-3	Toluene	115000	1100	400	ug/kg	
87-61-6	1,2,3-Trichlorobenzene	ND	5300	460	ug/kg	
120-82-1	1,2,4-Trichlorobenzene	ND	5300	360	ug/kg	
71-55-6	1,1,1-Trichloroethane	2110	5300	260	ug/kg	J
79-00-5	1,1,2-Trichloroethane	ND	5300	460	ug/kg	
79-01-6	Trichloroethene	354000 <sup>b</sup>	21000	1000	ug/kg	
75-69-4	Trichlorofluoromethane	ND	5300	510	ug/kg	
96-18-4	1,2,3-Trichloropropane	ND	5300	1100	ug/kg	
95-63-6	1,2,4-Trimethylbenzene	45000	5300	1200	ug/kg	
108-67-8	1,3,5-Trimethylbenzene	12500	5300	130	ug/kg	
75-01-4	Vinyl chloride	3390	5300	490	ug/kg	J
1330-20-7	Xylene (total)	213000	1100	190	ug/kg	

CAS No.	Surrogate Recoveries	Run# 1	Run# 2	Limits
1868-53-7	Dibromofluoromethane	92%	92%	67-131%
17060-07-0	1,2-Dichloroethane-D4	96%	94%	66-130%

ND = Not detected MDL - Method Detection Limit

RL = Reporting Limit

E = Indicates value exceeds calibration range

J = Indicates an estimated value

B = Indicates analyte found in associated method blank

N = Indicates presumptive evidence of a compound

## Report of Analysis

<b>Client Sample ID:</b>	K21-3.0	
<b>Lab Sample ID:</b>	C17043-29	<b>Date Sampled:</b> 07/18/11
<b>Matrix:</b>	SO - Soil	<b>Date Received:</b> 07/19/11
<b>Method:</b>	SW846 8260B	<b>Percent Solids:</b> n/a
<b>Project:</b>	Romic Soil Investigation(Romic EPA) - 2081 Bay Road, East Palo Alto, CA	

### VOA 8260 List

CAS No.	Surrogate Recoveries	Run# 1	Run# 2	Limits
2037-26-5	Toluene-D8	91%	92%	76-125%
460-00-4	4-Bromofluorobenzene	89%	90%	53-142%

- (a) Analysis performed at Accutest Laboratories, Dayton, NJ.
- (b) Result is from Run# 2

ND = Not detected      MDL - Method Detection Limit  
 RL = Reporting Limit  
 E = Indicates value exceeds calibration range

J = Indicates an estimated value  
 B = Indicates analyte found in associated method blank  
 N = Indicates presumptive evidence of a compound

## Report of Analysis

<b>Client Sample ID:</b>	K21-6.0		
<b>Lab Sample ID:</b>	C17043-30	<b>Date Sampled:</b>	07/18/11
<b>Matrix:</b>	SO - Soil	<b>Date Received:</b>	07/19/11
<b>Method:</b>	SW846 8260B	<b>Percent Solids:</b>	n/a
<b>Project:</b>	Romic Soil Investigation(Romic EPA) - 2081 Bay Road, East Palo Alto, CA		

	File ID	DF	Analyzed	By	Prep Date	Prep Batch	Analytical Batch
Run #1 <sup>a</sup>	E180666.D	1	07/29/11	ANJ	n/a	n/a	N:VE7958
Run #2 <sup>a</sup>	E180755.D	1	08/01/11	ANJ	n/a	n/a	N:VE7962

	Initial Weight	Final Volume	Methanol Aliquot
Run #1	5.4 g	5.0 ml	10.0 ul
Run #2	5.4 g	5.0 ml	4.0 ul

## VOA 8260 List

CAS No.	Compound	Result	RL	MDL	Units	Q
67-64-1	Acetone	24100	4600	3100	ug/kg	
71-43-2	Benzene	ND	460	62	ug/kg	
108-86-1	Bromobenzene	ND	2300	90	ug/kg	
74-97-5	Bromochloromethane	ND	2300	240	ug/kg	
75-27-4	Bromodichloromethane	ND	2300	100	ug/kg	
75-25-2	Bromoform	ND	2300	350	ug/kg	
74-83-9	Bromomethane	ND	2300	180	ug/kg	
78-93-3	2-Butanone (MEK)	14700	4600	2000	ug/kg	
104-51-8	n-Butylbenzene	233	2300	110	ug/kg	J
135-98-8	sec-Butylbenzene	133	2300	74	ug/kg	J
98-06-6	tert-Butylbenzene	ND	2300	64	ug/kg	
56-23-5	Carbon tetrachloride	ND	2300	160	ug/kg	
108-90-7	Chlorobenzene	ND	2300	150	ug/kg	
75-00-3	Chloroethane	ND	2300	190	ug/kg	
67-66-3	Chloroform	332	2300	220	ug/kg	J
74-87-3	Chloromethane	ND	2300	290	ug/kg	
95-49-8	o-Chlorotoluene	ND	2300	170	ug/kg	
106-43-4	p-Chlorotoluene	ND	2300	97	ug/kg	
108-20-3	Di-Isopropyl ether	ND	2300	59	ug/kg	
96-12-8	1,2-Dibromo-3-chloropropane	ND	4600	700	ug/kg	
124-48-1	Dibromochloromethane	ND	2300	78	ug/kg	
106-93-4	1,2-Dibromoethane	ND	460	110	ug/kg	
95-50-1	1,2-Dichlorobenzene	2110	2300	130	ug/kg	J
541-73-1	1,3-Dichlorobenzene	ND	2300	89	ug/kg	
106-46-7	1,4-Dichlorobenzene	259	2300	79	ug/kg	J
75-71-8	Dichlorodifluoromethane	ND	2300	150	ug/kg	
75-34-3	1,1-Dichloroethane	503	2300	100	ug/kg	J
107-06-2	1,2-Dichloroethane	2000	460	84	ug/kg	
75-35-4	1,1-Dichloroethene	1350	2300	280	ug/kg	J
156-59-2	cis-1,2-Dichloroethene	21700	2300	150	ug/kg	
156-60-5	trans-1,2-Dichloroethene	ND	2300	200	ug/kg	
78-87-5	1,2-Dichloropropane	ND	2300	120	ug/kg	

ND = Not detected MDL - Method Detection Limit

J = Indicates an estimated value

RL = Reporting Limit

B = Indicates analyte found in associated method blank

E = Indicates value exceeds calibration range

N = Indicates presumptive evidence of a compound

## Report of Analysis

<b>Client Sample ID:</b>	K21-6.0	<b>Date Sampled:</b>	07/18/11
<b>Lab Sample ID:</b>	C17043-30	<b>Date Received:</b>	07/19/11
<b>Matrix:</b>	SO - Soil	<b>Percent Solids:</b>	n/a
<b>Method:</b>	SW846 8260B		
<b>Project:</b>	Romic Soil Investigation(Romic EPA) - 2081 Bay Road,East Palo Alto,CA		

## VOA 8260 List

CAS No.	Compound	Result	RL	MDL	Units	Q
142-28-9	1,3-Dichloropropane	ND	2300	170	ug/kg	
594-20-7	2,2-Dichloropropane	ND	2300	80	ug/kg	
563-58-6	1,1-Dichloropropene	ND	2300	97	ug/kg	
10061-01-5	cis-1,3-Dichloropropene	ND	2300	70	ug/kg	
10061-02-6	trans-1,3-Dichloropropene	ND	2300	160	ug/kg	
100-41-4	Ethylbenzene	2120	460	69	ug/kg	
87-68-3	Hexachlorobutadiene	ND	2300	240	ug/kg	
591-78-6	2-Hexanone	ND	2300	1100	ug/kg	
98-82-8	Isopropylbenzene	106	2300	63	ug/kg	J
99-87-6	p-Isopropyltoluene	261	2300	140	ug/kg	J
1634-04-4	Methyl Tert Butyl Ether	ND	460	83	ug/kg	
108-10-1	4-Methyl-2-pentanone(MIBK)	9650	2300	1200	ug/kg	
74-95-3	Methylene bromide	ND	2300	260	ug/kg	
75-09-2	Methylene chloride	1990	2300	110	ug/kg	J
91-20-3	Naphthalene	1310	2300	490	ug/kg	J
103-65-1	n-Propylbenzene	266	2300	160	ug/kg	J
100-42-5	Styrene	ND	2300	86	ug/kg	
75-65-0	Tert Butyl Alcohol	ND	12000	2700	ug/kg	
994-05-8	tert-Amyl Methyl Ether	ND	2300	69	ug/kg	
637-92-3	tert-Butyl Ethyl Ether	ND	2300	65	ug/kg	
630-20-6	1,1,1,2-Tetrachloroethane	ND	2300	85	ug/kg	
79-34-5	1,1,2,2-Tetrachloroethane	ND	2300	83	ug/kg	
127-18-4	Tetrachloroethene	10000	2300	88	ug/kg	
108-88-3	Toluene	9270	460	180	ug/kg	
87-61-6	1,2,3-Trichlorobenzene	ND	2300	200	ug/kg	
120-82-1	1,2,4-Trichlorobenzene	ND	2300	160	ug/kg	
71-55-6	1,1,1-Trichloroethane	ND	2300	110	ug/kg	
79-00-5	1,1,2-Trichloroethane	ND	2300	200	ug/kg	
79-01-6	Trichloroethene	90200 <sup>b</sup>	5800	290	ug/kg	
75-69-4	Trichlorofluoromethane	ND	2300	220	ug/kg	
96-18-4	1,2,3-Trichloropropane	ND	2300	500	ug/kg	
95-63-6	1,2,4-Trimethylbenzene	3730	2300	520	ug/kg	
108-67-8	1,3,5-Trimethylbenzene	977	2300	59	ug/kg	J
75-01-4	Vinyl chloride	1430	2300	210	ug/kg	J
1330-20-7	Xylene (total)	13100	460	85	ug/kg	

CAS No.	Surrogate Recoveries	Run# 1	Run# 2	Limits
1868-53-7	Dibromofluoromethane	91%	89%	67-131%
17060-07-0	1,2-Dichloroethane-D4	93%	95%	66-130%

ND = Not detected MDL - Method Detection Limit

RL = Reporting Limit

E = Indicates value exceeds calibration range

J = Indicates an estimated value

B = Indicates analyte found in associated method blank

N = Indicates presumptive evidence of a compound

## Report of Analysis

<b>Client Sample ID:</b> K21-6.0		
<b>Lab Sample ID:</b> C17043-30		<b>Date Sampled:</b> 07/18/11
<b>Matrix:</b> SO - Soil		<b>Date Received:</b> 07/19/11
<b>Method:</b> SW846 8260B		<b>Percent Solids:</b> n/a
<b>Project:</b> Romic Soil Investigation(Romic EPA) - 2081 Bay Road, East Palo Alto, CA		

### VOA 8260 List

CAS No.	Surrogate Recoveries	Run# 1	Run# 2	Limits
2037-26-5	Toluene-D8	93%	92%	76-125%
460-00-4	4-Bromofluorobenzene	91%	92%	53-142%

- (a) Analysis performed at Accutest Laboratories, Dayton, NJ.
- (b) Result is from Run# 2

ND = Not detected      MDL - Method Detection Limit  
 RL = Reporting Limit  
 E = Indicates value exceeds calibration range

J = Indicates an estimated value  
 B = Indicates analyte found in associated method blank  
 N = Indicates presumptive evidence of a compound

## Report of Analysis

<b>Client Sample ID:</b>	K19-1.0	<b>Date Sampled:</b>	07/18/11
<b>Lab Sample ID:</b>	C17043-31	<b>Date Received:</b>	07/19/11
<b>Matrix:</b>	SO - Soil	<b>Percent Solids:</b>	n/a <sup>a</sup>
<b>Method:</b>	SW846 8260B	<b>Project:</b> Romic Soil Investigation(Romic EPA) - 2081 Bay Road, East Palo Alto, CA	

Run #	File ID	DF	Analyzed	By	Prep Date	Prep Batch	Analytical Batch
Run #1 <sup>b</sup>	E180756.D	1	08/01/11	ANJ	n/a	n/a	N:VE7962
Run #2							

Run #	Initial Weight	Final Volume	Methanol Aliquot
Run #1	6.0 g	5.0 ml	10.0 ul
Run #2			

## VOA 8260 List

CAS No.	Compound	Result	RL	MDL	Units	Q
67-64-1	Acetone	ND	4200	2800	ug/kg	
71-43-2	Benzene	3820	420	55	ug/kg	
108-86-1	Bromobenzene	ND	2100	81	ug/kg	
74-97-5	Bromochloromethane	ND	2100	220	ug/kg	
75-27-4	Bromodichloromethane	ND	2100	93	ug/kg	
75-25-2	Bromoform	ND	2100	310	ug/kg	
74-83-9	Bromomethane	ND	2100	160	ug/kg	
78-93-3	2-Butanone (MEK)	3730	4200	1800	ug/kg	J
104-51-8	n-Butylbenzene	3710	2100	98	ug/kg	
135-98-8	sec-Butylbenzene	2340	2100	66	ug/kg	
98-06-6	tert-Butylbenzene	ND	2100	58	ug/kg	
56-23-5	Carbon tetrachloride	ND	2100	140	ug/kg	
108-90-7	Chlorobenzene	168	2100	130	ug/kg	J
75-00-3	Chloroethane	ND	2100	170	ug/kg	
67-66-3	Chloroform	ND	2100	200	ug/kg	
74-87-3	Chloromethane	ND	2100	260	ug/kg	
95-49-8	o-Chlorotoluene	ND	2100	160	ug/kg	
106-43-4	p-Chlorotoluene	ND	2100	87	ug/kg	
108-20-3	Di-Isopropyl ether	ND	2100	53	ug/kg	
96-12-8	1,2-Dibromo-3-chloropropane	ND	4200	630	ug/kg	
124-48-1	Dibromochloromethane	ND	2100	70	ug/kg	
106-93-4	1,2-Dibromoethane	ND	420	99	ug/kg	
95-50-1	1,2-Dichlorobenzene	5840	2100	120	ug/kg	
541-73-1	1,3-Dichlorobenzene	127	2100	80	ug/kg	J
106-46-7	1,4-Dichlorobenzene	575	2100	71	ug/kg	J
75-71-8	Dichlorodifluoromethane	ND	2100	130	ug/kg	
75-34-3	1,1-Dichloroethane	1300	2100	91	ug/kg	J
107-06-2	1,2-Dichloroethane	ND	420	76	ug/kg	
75-35-4	1,1-Dichloroethene	ND	2100	260	ug/kg	
156-59-2	cis-1,2-Dichloroethene	237	2100	130	ug/kg	J
156-60-5	trans-1,2-Dichloroethene	ND	2100	180	ug/kg	
78-87-5	1,2-Dichloropropane	ND	2100	110	ug/kg	

ND = Not detected MDL - Method Detection Limit

RL = Reporting Limit

E = Indicates value exceeds calibration range

J = Indicates an estimated value

B = Indicates analyte found in associated method blank

N = Indicates presumptive evidence of a compound

## Report of Analysis

<b>Client Sample ID:</b>	K19-1.0	<b>Date Sampled:</b>	07/18/11
<b>Lab Sample ID:</b>	C17043-31	<b>Date Received:</b>	07/19/11
<b>Matrix:</b>	SO - Soil	<b>Percent Solids:</b>	n/a <sup>a</sup>
<b>Method:</b>	SW846 8260B		
<b>Project:</b>	Romic Soil Investigation(Romic EPA) - 2081 Bay Road,East Palo Alto,CA		

## VOA 8260 List

CAS No.	Compound	Result	RL	MDL	Units	Q
142-28-9	1,3-Dichloropropane	ND	2100	160	ug/kg	
594-20-7	2,2-Dichloropropane	ND	2100	72	ug/kg	
563-58-6	1,1-Dichloropropene	ND	2100	87	ug/kg	
10061-01-5	cis-1,3-Dichloropropene	ND	2100	63	ug/kg	
10061-02-6	trans-1,3-Dichloropropene	ND	2100	140	ug/kg	
100-41-4	Ethylbenzene	32700	420	62	ug/kg	
87-68-3	Hexachlorobutadiene	ND	2100	220	ug/kg	
591-78-6	2-Hexanone	ND	2100	1000	ug/kg	
98-82-8	Isopropylbenzene	2180	2100	57	ug/kg	
99-87-6	p-Isopropyltoluene	4060	2100	120	ug/kg	
1634-04-4	Methyl Tert Butyl Ether	ND	420	75	ug/kg	
108-10-1	4-Methyl-2-pentanone(MIBK)	9360	2100	1100	ug/kg	
74-95-3	Methylene bromide	ND	2100	240	ug/kg	
75-09-2	Methylene chloride	ND	2100	96	ug/kg	
91-20-3	Naphthalene	23900	2100	440	ug/kg	
103-65-1	n-Propylbenzene	4600	2100	140	ug/kg	
100-42-5	Styrene	ND	2100	77	ug/kg	
75-65-0	Tert Butyl Alcohol	ND	10000	2400	ug/kg	
994-05-8	tert-Amyl Methyl Ether	ND	2100	62	ug/kg	
637-92-3	tert-Butyl Ethyl Ether	ND	2100	58	ug/kg	
630-20-6	1,1,1,2-Tetrachloroethane	ND	2100	77	ug/kg	
79-34-5	1,1,2,2-Tetrachloroethane	ND	2100	75	ug/kg	
127-18-4	Tetrachloroethene	193	2100	80	ug/kg	J
108-88-3	Toluene	63100	420	160	ug/kg	
87-61-6	1,2,3-Trichlorobenzene	ND	2100	180	ug/kg	
120-82-1	1,2,4-Trichlorobenzene	ND	2100	140	ug/kg	
71-55-6	1,1,1-Trichloroethane	ND	2100	100	ug/kg	
79-00-5	1,1,2-Trichloroethane	ND	2100	180	ug/kg	
79-01-6	Trichloroethene	135	2100	100	ug/kg	J
75-69-4	Trichlorofluoromethane	ND	2100	200	ug/kg	
96-18-4	1,2,3-Trichloropropane	ND	2100	450	ug/kg	
95-63-6	1,2,4-Trimethylbenzene	54800	2100	470	ug/kg	
108-67-8	1,3,5-Trimethylbenzene	17200	2100	53	ug/kg	
75-01-4	Vinyl chloride	770	2100	190	ug/kg	J
1330-20-7	Xylene (total)	198000	420	77	ug/kg	

CAS No.	Surrogate Recoveries	Run# 1	Run# 2	Limits
1868-53-7	Dibromofluoromethane	90%		67-131%
17060-07-0	1,2-Dichloroethane-D4	97%		66-130%

ND = Not detected MDL - Method Detection Limit

RL = Reporting Limit

E = Indicates value exceeds calibration range

J = Indicates an estimated value

B = Indicates analyte found in associated method blank

N = Indicates presumptive evidence of a compound



## Report of Analysis

<b>Client Sample ID:</b> K19-1.0		<b>Date Sampled:</b> 07/18/11
<b>Lab Sample ID:</b> C17043-31		<b>Date Received:</b> 07/19/11
<b>Matrix:</b> SO - Soil		<b>Percent Solids:</b> n/a <sup>a</sup>
<b>Method:</b> SW846 8260B		
<b>Project:</b> Romic Soil Investigation(Romic EPA) - 2081 Bay Road, East Palo Alto, CA		

**VOA 8260 List**

CAS No.	Surrogate Recoveries	Run# 1	Run# 2	Limits
2037-26-5	Toluene-D8	93%		76-125%
460-00-4	4-Bromofluorobenzene	88%		53-142%

- (a) All results reported on wet weight basis.
- (b) Analysis performed at Accutest Laboratories, Dayton, NJ.

---

ND = Not detected	MDL - Method Detection Limit	J = Indicates an estimated value
RL = Reporting Limit		B = Indicates analyte found in associated method blank
E = Indicates value exceeds calibration range		N = Indicates presumptive evidence of a compound

## Report of Analysis

<b>Client Sample ID:</b>	K19-1.0	
<b>Lab Sample ID:</b>	C17043-31	<b>Date Sampled:</b> 07/18/11
<b>Matrix:</b>	SO - Soil	<b>Date Received:</b> 07/19/11
<b>Method:</b>	SW846 8270C SW846 3550B	<b>Percent Solids:</b> n/a <sup>a</sup>
<b>Project:</b>	Romic Soil Investigation(Romic EPA) - 2081 Bay Road, East Palo Alto, CA	

Run #	File ID	DF	Analyzed	By	Prep Date	Prep Batch	Analytical Batch
Run #1	Y8924.D	2	07/21/11	MT	07/20/11	OP4270	EY425
Run #2	Y9010.D	10	07/24/11	MT	07/20/11	OP4270	EY429

Run #	Initial Weight	Final Volume
Run #1	10.0 g	1.5 ml
Run #2	10.0 g	1.5 ml

## ABN Full List

CAS No.	Compound	Result	RL	MDL	Units	Q
65-85-0	Benzoic acid	ND	3000	2700	ug/kg	
95-57-8	2-Chlorophenol	ND	3000	2000	ug/kg	
59-50-7	4-Chloro-3-methyl phenol	ND	1500	1300	ug/kg	
120-83-2	2,4-Dichlorophenol	ND	1500	420	ug/kg	
105-67-9	2,4-Dimethylphenol	617	1500	450	ug/kg	J
51-28-5	2,4-Dinitrophenol	ND	7500	2600	ug/kg	
534-52-1	4,6-Dinitro-o-cresol	ND	6000	3100	ug/kg	
95-48-7	2-Methylphenol	ND	1500	510	ug/kg	
	3&4-Methylphenol	2740	1500	450	ug/kg	
88-75-5	2-Nitrophenol	ND	1500	390	ug/kg	
100-02-7	4-Nitrophenol	ND	6000	3700	ug/kg	
87-86-5	Pentachlorophenol	ND	1500	1300	ug/kg	
108-95-2	Phenol	ND	6000	3900	ug/kg	
95-95-4	2,4,5-Trichlorophenol	ND	1500	360	ug/kg	
88-06-2	2,4,6-Trichlorophenol	ND	1500	480	ug/kg	
83-32-9	Acenaphthene	ND	3000	1500	ug/kg	
208-96-8	Acenaphthylene	ND	1500	600	ug/kg	
62-53-3	Aniline	ND	1500	420	ug/kg	
120-12-7	Anthracene	ND	1500	300	ug/kg	
103-33-3	Azobenzene	ND	1500	510	ug/kg	
92-87-5	Benzidine	ND	7500	2200	ug/kg	
56-55-3	Benzo(a)anthracene	ND	1500	210	ug/kg	
50-32-8	Benzo(a)pyrene	ND	1500	270	ug/kg	
205-99-2	Benzo(b)fluoranthene	ND	1500	180	ug/kg	
191-24-2	Benzo(g,h,i)perylene	ND	1500	450	ug/kg	
207-08-9	Benzo(k)fluoranthene	ND	1500	360	ug/kg	
101-55-3	4-Bromophenyl phenyl ether	ND	1500	450	ug/kg	
85-68-7	Butyl benzyl phthalate	1370	1500	330	ug/kg	J
100-51-6	Benzyl Alcohol	ND	3000	480	ug/kg	
91-58-7	2-Chloronaphthalene	ND	1500	540	ug/kg	
106-47-8	4-Chloroaniline	ND	1500	420	ug/kg	
86-74-8	Carbazole	ND	1500	240	ug/kg	

ND = Not detected MDL - Method Detection Limit

RL = Reporting Limit

E = Indicates value exceeds calibration range

J = Indicates an estimated value

B = Indicates analyte found in associated method blank

N = Indicates presumptive evidence of a compound

## Report of Analysis

<b>Client Sample ID:</b>	K19-1.0		<b>Date Sampled:</b>	07/18/11
<b>Lab Sample ID:</b>	C17043-31		<b>Date Received:</b>	07/19/11
<b>Matrix:</b>	SO - Soil		<b>Percent Solids:</b>	n/a <sup>a</sup>
<b>Method:</b>	SW846 8270C SW846 3550B			
<b>Project:</b>	Romic Soil Investigation(Romic EPA) - 2081 Bay Road, East Palo Alto, CA			

## ABN Full List

CAS No.	Compound	Result	RL	MDL	Units	Q
218-01-9	Chrysene	ND	1500	300	ug/kg	
111-91-1	bis(2-Chloroethoxy)methane	ND	1500	540	ug/kg	
111-44-4	bis(2-Chloroethyl)ether	ND	1500	690	ug/kg	
108-60-1	bis(2-Chloroisopropyl)ether	ND	1500	810	ug/kg	
7005-72-3	4-Chlorophenyl phenyl ether	ND	1500	570	ug/kg	
95-50-1	1,2-Dichlorobenzene	935	1500	480	ug/kg	J
541-73-1	1,3-Dichlorobenzene	ND	1500	450	ug/kg	
106-46-7	1,4-Dichlorobenzene	ND	1500	1300	ug/kg	
121-14-2	2,4-Dinitrotoluene	ND	1500	1400	ug/kg	
606-20-2	2,6-Dinitrotoluene	ND	3000	960	ug/kg	
91-94-1	3,3'-Dichlorobenzidine	ND	7500	420	ug/kg	
53-70-3	Dibenzo(a,h)anthracene	ND	1500	390	ug/kg	
132-64-9	Dibenzofuran	ND	1500	480	ug/kg	
122-39-4	Diphenylamine	ND	1500	360	ug/kg	
84-74-2	Di-n-butyl phthalate	516	1500	300	ug/kg	J
117-84-0	Di-n-octyl phthalate	10300	1500	390	ug/kg	
84-66-2	Diethyl phthalate	ND	1500	510	ug/kg	
131-11-3	Dimethyl phthalate	ND	1500	540	ug/kg	
117-81-7	bis(2-Ethylhexyl)phthalate	68800 <sup>b</sup>	7500	3300	ug/kg	
206-44-0	Fluoranthene	ND	1500	300	ug/kg	
86-73-7	Fluorene	ND	1500	540	ug/kg	
118-74-1	Hexachlorobenzene	ND	1500	390	ug/kg	
87-68-3	Hexachlorobutadiene	ND	1500	570	ug/kg	
77-47-4	Hexachlorocyclopentadiene	ND	1500	420	ug/kg	
67-72-1	Hexachloroethane	ND	1500	480	ug/kg	
193-39-5	Indeno(1,2,3-cd)pyrene	ND	1500	420	ug/kg	
78-59-1	Isophorone	1100	1500	510	ug/kg	J
90-12-0	1-Methylnaphthalene	ND	1500	480	ug/kg	
91-57-6	2-Methylnaphthalene	740	1500	480	ug/kg	J
88-74-4	2-Nitroaniline	ND	1500	360	ug/kg	
99-09-2	3-Nitroaniline	ND	1500	360	ug/kg	
100-01-6	4-Nitroaniline	ND	1500	900	ug/kg	
91-20-3	Naphthalene	4400	1500	510	ug/kg	
98-95-3	Nitrobenzene	ND	1500	480	ug/kg	
62-75-9	N-Nitrosodimethylamine	ND	15000	6600	ug/kg	
621-64-7	N-Nitroso-di-n-propylamine	ND	3000	1700	ug/kg	
85-01-8	Phenanthrene	ND	1500	330	ug/kg	
129-00-0	Pyrene	ND	3000	2000	ug/kg	
110-86-1	Pyridine	ND	6000	660	ug/kg	
120-82-1	1,2,4-Trichlorobenzene	ND	1500	1000	ug/kg	

ND = Not detected MDL - Method Detection Limit

RL = Reporting Limit

E = Indicates value exceeds calibration range

J = Indicates an estimated value

B = Indicates analyte found in associated method blank

N = Indicates presumptive evidence of a compound

## Report of Analysis

<b>Client Sample ID:</b>	K19-1.0		<b>Date Sampled:</b>	07/18/11
<b>Lab Sample ID:</b>	C17043-31		<b>Date Received:</b>	07/19/11
<b>Matrix:</b>	SO - Soil		<b>Percent Solids:</b>	n/a <sup>a</sup>
<b>Method:</b>	SW846 8270C SW846 3550B			
<b>Project:</b>	Romic Soil Investigation(Romic EPA) - 2081 Bay Road, East Palo Alto, CA			

### ABN Full List

CAS No.	Surrogate Recoveries	Run# 1	Run# 2	Limits
367-12-4	2-Fluorophenol	33%	37%	20-100%
4165-62-2	Phenol-d5	40%	44%	20-100%
118-79-6	2,4,6-Tribromophenol	68%	69%	30-100%
4165-60-0	Nitrobenzene-d5	40%	43%	20-100%
321-60-8	2-Fluorobiphenyl	45%	54%	20-106%
1718-51-0	Terphenyl-d14	72%	83%	55-130%

(a) All results reported on wet weight basis.

(b) Result is from Run# 2

ND = Not detected MDL - Method Detection Limit

RL = Reporting Limit

E = Indicates value exceeds calibration range

J = Indicates an estimated value

B = Indicates analyte found in associated method blank

N = Indicates presumptive evidence of a compound

## Report of Analysis

<b>Client Sample ID:</b> K19-1.0		<b>Date Sampled:</b> 07/18/11
<b>Lab Sample ID:</b> C17043-31		<b>Date Received:</b> 07/19/11
<b>Matrix:</b> SO - Soil		<b>Percent Solids:</b> n/a <sup>a</sup>
<b>Method:</b> SW846 8015B		
<b>Project:</b> Romic Soil Investigation(Romic EPA) - 2081 Bay Road, East Palo Alto, CA		

Run #	File ID	DF	Analyzed	By	Prep Date	Prep Batch	Analytical Batch
Run #1	JK21383.D	1	07/29/11	TT	n/a	n/a	GJK884
Run #2							

Run #	Initial Weight	Final Volume	Methanol Aliquot
Run #1	5.02 g	5.0 ml	2.0 ul
Run #2			

### TPH Volatiles

CAS No.	Compound	Result	RL	MDL	Units	Q
	TPH-GRO (C6-C10)	1040	250	120	mg/kg	

CAS No.	Surrogate Recoveries	Run# 1	Run# 2	Limits
98-08-8	aaa-Trifluorotoluene	90%		60-157%

(a) All results reported on wet weight basis.

ND = Not detected      MDL - Method Detection Limit  
 RL = Reporting Limit  
 E = Indicates value exceeds calibration range

J = Indicates an estimated value  
 B = Indicates analyte found in associated method blank  
 N = Indicates presumptive evidence of a compound

## Report of Analysis

<b>Client Sample ID:</b> K19-1.0		<b>Date Sampled:</b> 07/18/11
<b>Lab Sample ID:</b> C17043-31		<b>Date Received:</b> 07/19/11
<b>Matrix:</b> SO - Soil		<b>Percent Solids:</b> n/a <sup>a</sup>
<b>Method:</b> SW846 8081A SW846 3545A		
<b>Project:</b> Romc Soil Investigation(Romc EPA) - 2081 Bay Road, East Palo Alto, CA		

Run #	File ID	DF	Analyzed	By	Prep Date	Prep Batch	Analytical Batch
Run #1 <sup>b</sup>	OO22785.D	200	07/27/11	RV	07/19/11	OP4256	G00728
Run #2							

Run #	Initial Weight	Final Volume
Run #1	10.0 g	10.0 ml
Run #2		

**Pesticide PPL List**

CAS No.	Compound	Result	RL	MDL	Units	Q
309-00-2	Aldrin	ND	5000	2000	ug/kg	
319-84-6	alpha-BHC	ND	5000	2200	ug/kg	
319-85-7	beta-BHC	ND	5000	700	ug/kg	
319-86-8	delta-BHC	ND	5000	700	ug/kg	
58-89-9	gamma-BHC (Lindane)	ND	5000	1500	ug/kg	
12789-03-6	Chlordane	ND	20000	20000	ug/kg	
60-57-1	Dieldrin	ND	5000	600	ug/kg	
72-54-8	4,4' -DDD	ND	5000	700	ug/kg	
72-55-9	4,4' -DDE	ND	5000	600	ug/kg	
50-29-3	4,4' -DDT	ND	5000	600	ug/kg	
72-20-8	Endrin	ND	5000	600	ug/kg	
7421-93-4	Endrin aldehyde	ND	5000	1200	ug/kg	
959-98-8	Endosulfan-I	ND	5000	700	ug/kg	
33213-65-9	Endosulfan-II	ND	5000	700	ug/kg	
1031-07-8	Endosulfan sulfate	ND	5000	1600	ug/kg	
76-44-8	Heptachlor	ND	5000	1200	ug/kg	
1024-57-3	Heptachlor epoxide	ND	5000	800	ug/kg	
72-43-5	Methoxychlor	ND	5000	700	ug/kg	
8001-35-2	Toxaphene	ND	20000	20000	ug/kg	

CAS No.	Surrogate Recoveries	Run# 1	Run# 2	Limits
877-09-8	Tetrachloro-m-xylene	57%		35-132%
877-09-8	Tetrachloro-m-xylene	70%		35-132%
2051-24-3	Decachlorobiphenyl	119%		35-132%
2051-24-3	Decachlorobiphenyl	129%		35-132%

(a) All results reported on wet weight basis.

(b) Reporting limits raised due to high concentration of PCB (Aroclor 1260) and non-target Hydrocarbons.

ND = Not detected      MDL - Method Detection Limit  
 RL = Reporting Limit  
 E = Indicates value exceeds calibration range

J = Indicates an estimated value  
 B = Indicates analyte found in associated method blank  
 N = Indicates presumptive evidence of a compound

## Report of Analysis

<b>Client Sample ID:</b> K19-1.0		<b>Date Sampled:</b> 07/18/11
<b>Lab Sample ID:</b> C17043-31		<b>Date Received:</b> 07/19/11
<b>Matrix:</b> SO - Soil		<b>Percent Solids:</b> n/a <sup>a</sup>
<b>Method:</b> SW846 8082 SW846 3545A		
<b>Project:</b> Romic Soil Investigation(Romic EPA) - 2081 Bay Road, East Palo Alto, CA		

Run #	File ID	DF	Analyzed	By	Prep Date	Prep Batch	Analytical Batch
Run #1	PP20307.D	40	07/22/11	RV	07/19/11	OP4257	GPP689
Run #2							

Run #	Initial Weight	Final Volume
Run #1	10.0 g	10.0 ml
Run #2		

**PCB List**

CAS No.	Compound	Result	RL	MDL	Units	Q
12674-11-2	Aroclor 1016	ND	4000	680	ug/kg	
11104-28-2	Aroclor 1221	ND	4000	2000	ug/kg	
11141-16-5	Aroclor 1232	ND	4000	2000	ug/kg	
53469-21-9	Aroclor 1242	ND	4000	2000	ug/kg	
12672-29-6	Aroclor 1248 <sup>b</sup>	9070	4000	2000	ug/kg	
11097-69-1	Aroclor 1254 <sup>b</sup>	21100	4000	2000	ug/kg	
11096-82-5	Aroclor 1260 <sup>b</sup>	7610	4000	800	ug/kg	

CAS No.	Surrogate Recoveries	Run# 1	Run# 2	Limits
877-09-8	Tetrachloro-m-xylene	70%		45-108%
877-09-8	Tetrachloro-m-xylene	64%		45-108%
2051-24-3	Decachlorobiphenyl	127% <sup>c</sup>		54-121%
2051-24-3	Decachlorobiphenyl	112%		54-121%

- (a) All results reported on wet weight basis.
- (b) Estimated value due to the presence of multiple overlapping Aroclor patterns.
- (c) Outside control limits due to dilution and matrix interference.

---

ND = Not detected      MDL - Method Detection Limit      J = Indicates an estimated value  
 RL = Reporting Limit      B = Indicates analyte found in associated method blank  
 E = Indicates value exceeds calibration range      N = Indicates presumptive evidence of a compound

## Report of Analysis

<b>Client Sample ID:</b> K19-1.0		<b>Date Sampled:</b> 07/18/11
<b>Lab Sample ID:</b> C17043-31		<b>Date Received:</b> 07/19/11
<b>Matrix:</b> SO - Soil		<b>Percent Solids:</b> n/a <sup>a</sup>
<b>Method:</b> SW846 8015B M SW846 3545A		
<b>Project:</b> Romic Soil Investigation(Romic EPA) - 2081 Bay Road, East Palo Alto, CA		

	File ID	DF	Analyzed	By	Prep Date	Prep Batch	Analytical Batch
Run #1	HH15550.D	10	07/27/11	JH	07/21/11	OP4276	GHH531
Run #2							

	Initial Weight	Final Volume
Run #1	10.0 g	1.0 ml
Run #2		

**TPH Extractable w/ Silica Gel Cleanup**

CAS No.	Compound	Result	RL	MDL	Units	Q
	TPH (C10-C28)	1130	100	50	mg/kg	
	TPH (> C28-C40)	714	200	100	mg/kg	

CAS No.	Surrogate Recoveries	Run# 1	Run# 2	Limits
630-01-3	Hexacosane	80%		45-140%

(a) All results reported on wet weight basis.

ND = Not detected      MDL - Method Detection Limit  
 RL = Reporting Limit  
 E = Indicates value exceeds calibration range

J = Indicates an estimated value  
 B = Indicates analyte found in associated method blank  
 N = Indicates presumptive evidence of a compound



## Report of Analysis

<b>Client Sample ID:</b> K19-1.0	<b>Date Sampled:</b> 07/18/11
<b>Lab Sample ID:</b> C17043-31	<b>Date Received:</b> 07/19/11
<b>Matrix:</b> SO - Soil	<b>Percent Solids:</b> n/a <sup>a</sup>
<b>Project:</b> Romic Soil Investigation(Romic EPA) - 2081 Bay Road,East Palo Alto,CA	

## Metals Analysis

Analyte	Result	RL	Units	DF	Prep	Analyzed By	Method	Prep Method
Antimony <sup>b</sup>	6.4	3.7	mg/kg	2	07/19/11	07/27/11 RS	SW846 6010B <sup>2</sup>	SW846 3050B <sup>3</sup>
Arsenic <sup>b</sup>	8.2	3.7	mg/kg	2	07/19/11	07/27/11 RS	SW846 6010B <sup>2</sup>	SW846 3050B <sup>3</sup>
Barium <sup>b</sup>	491	37	mg/kg	2	07/19/11	07/27/11 RS	SW846 6010B <sup>2</sup>	SW846 3050B <sup>3</sup>
Beryllium <sup>b</sup>	< 1.8	1.8	mg/kg	2	07/19/11	07/27/11 RS	SW846 6010B <sup>2</sup>	SW846 3050B <sup>3</sup>
Cadmium <sup>b</sup>	8.2	1.8	mg/kg	2	07/19/11	07/27/11 RS	SW846 6010B <sup>2</sup>	SW846 3050B <sup>3</sup>
Chromium <sup>b</sup>	442	1.8	mg/kg	2	07/19/11	07/27/11 RS	SW846 6010B <sup>2</sup>	SW846 3050B <sup>3</sup>
Cobalt <sup>b</sup>	26.0	1.8	mg/kg	2	07/19/11	07/27/11 RS	SW846 6010B <sup>2</sup>	SW846 3050B <sup>3</sup>
Copper <sup>b</sup>	158	4.6	mg/kg	2	07/19/11	07/27/11 RS	SW846 6010B <sup>2</sup>	SW846 3050B <sup>3</sup>
Lead <sup>b</sup>	1700	3.7	mg/kg	2	07/19/11	07/27/11 RS	SW846 6010B <sup>2</sup>	SW846 3050B <sup>3</sup>
Mercury	35.6	1.8	mg/kg	50	07/25/11	07/25/11 PH	SW846 7471A <sup>1</sup>	SW846 7471A <sup>4</sup>
Molybdenum <sup>b</sup>	31.4	3.7	mg/kg	2	07/19/11	07/27/11 RS	SW846 6010B <sup>2</sup>	SW846 3050B <sup>3</sup>
Nickel <sup>b</sup>	76.5	1.8	mg/kg	2	07/19/11	07/27/11 RS	SW846 6010B <sup>2</sup>	SW846 3050B <sup>3</sup>
Selenium <sup>b</sup>	< 3.7	3.7	mg/kg	2	07/19/11	07/27/11 RS	SW846 6010B <sup>2</sup>	SW846 3050B <sup>3</sup>
Silver <sup>b</sup>	< 1.8	1.8	mg/kg	2	07/19/11	07/27/11 RS	SW846 6010B <sup>2</sup>	SW846 3050B <sup>3</sup>
Thallium <sup>b</sup>	< 3.7	3.7	mg/kg	2	07/19/11	07/27/11 RS	SW846 6010B <sup>2</sup>	SW846 3050B <sup>3</sup>
Vanadium <sup>b</sup>	72.4	1.8	mg/kg	2	07/19/11	07/27/11 RS	SW846 6010B <sup>2</sup>	SW846 3050B <sup>3</sup>
Zinc <sup>b</sup>	675	3.7	mg/kg	2	07/19/11	07/27/11 RS	SW846 6010B <sup>2</sup>	SW846 3050B <sup>3</sup>

(1) Instrument QC Batch: MA2004

(2) Instrument QC Batch: MA2009

(3) Prep QC Batch: MP3733

(4) Prep QC Batch: MP3760

(a) All results reported on wet weight basis.

(b) Elevated reporting limit(s) due to matrix interference and/or dilution required for high interfering element.

RL = Reporting Limit

## Report of Analysis

<b>Client Sample ID:</b>	K19-3.5	
<b>Lab Sample ID:</b>	C17043-32	<b>Date Sampled:</b> 07/18/11
<b>Matrix:</b>	SO - Soil	<b>Date Received:</b> 07/19/11
<b>Method:</b>	SW846 8260B	<b>Percent Solids:</b> n/a
<b>Project:</b>	Romic Soil Investigation(Romic EPA) - 2081 Bay Road, East Palo Alto, CA	

Run #	File ID	DF	Analyzed	By	Prep Date	Prep Batch	Analytical Batch
Run #1 <sup>a</sup>	E180757.D	1	08/01/11	ANJ	n/a	n/a	N:VE7962
Run #2							

Run #	Initial Weight	Final Volume	Methanol Aliquot
Run #1	6.6 g	5.0 ml	5.0 ul
Run #2			

## VOA 8260 List

CAS No.	Compound	Result	RL	MDL	Units	Q
67-64-1	Acetone	31300	7600	5000	ug/kg	
71-43-2	Benzene	493	760	100	ug/kg	J
108-86-1	Bromobenzene	ND	3800	150	ug/kg	
74-97-5	Bromochloromethane	ND	3800	390	ug/kg	
75-27-4	Bromodichloromethane	ND	3800	170	ug/kg	
75-25-2	Bromoform	ND	3800	570	ug/kg	
74-83-9	Bromomethane	ND	3800	300	ug/kg	
78-93-3	2-Butanone (MEK)	46100	7600	3300	ug/kg	
104-51-8	n-Butylbenzene	888	3800	180	ug/kg	J
135-98-8	sec-Butylbenzene	499	3800	120	ug/kg	J
98-06-6	tert-Butylbenzene	ND	3800	100	ug/kg	
56-23-5	Carbon tetrachloride	ND	3800	260	ug/kg	
108-90-7	Chlorobenzene	ND	3800	240	ug/kg	
75-00-3	Chloroethane	ND	3800	310	ug/kg	
67-66-3	Chloroform	ND	3800	370	ug/kg	
74-87-3	Chloromethane	ND	3800	470	ug/kg	
95-49-8	o-Chlorotoluene	ND	3800	280	ug/kg	
106-43-4	p-Chlorotoluene	ND	3800	160	ug/kg	
108-20-3	Di-Isopropyl ether	ND	3800	96	ug/kg	
96-12-8	1,2-Dibromo-3-chloropropane	ND	7600	1100	ug/kg	
124-48-1	Dibromochloromethane	ND	3800	130	ug/kg	
106-93-4	1,2-Dibromoethane	ND	760	180	ug/kg	
95-50-1	1,2-Dichlorobenzene	535	3800	210	ug/kg	J
541-73-1	1,3-Dichlorobenzene	ND	3800	150	ug/kg	
106-46-7	1,4-Dichlorobenzene	ND	3800	130	ug/kg	
75-71-8	Dichlorodifluoromethane	ND	3800	240	ug/kg	
75-34-3	1,1-Dichloroethane	490	3800	170	ug/kg	J
107-06-2	1,2-Dichloroethane	776	760	140	ug/kg	
75-35-4	1,1-Dichloroethene	801	3800	460	ug/kg	J
156-59-2	cis-1,2-Dichloroethene	66400	3800	240	ug/kg	
156-60-5	trans-1,2-Dichloroethene	ND	3800	320	ug/kg	
78-87-5	1,2-Dichloropropane	ND	3800	200	ug/kg	

ND = Not detected MDL - Method Detection Limit

RL = Reporting Limit

E = Indicates value exceeds calibration range

J = Indicates an estimated value

B = Indicates analyte found in associated method blank

N = Indicates presumptive evidence of a compound

## Report of Analysis

<b>Client Sample ID:</b>	K19-3.5	<b>Date Sampled:</b>	07/18/11
<b>Lab Sample ID:</b>	C17043-32	<b>Date Received:</b>	07/19/11
<b>Matrix:</b>	SO - Soil	<b>Percent Solids:</b>	n/a
<b>Method:</b>	SW846 8260B	<b>Project:</b> Romic Soil Investigation(Romic EPA) - 2081 Bay Road,East Palo Alto,CA	

## VOA 8260 List

CAS No.	Compound	Result	RL	MDL	Units	Q
142-28-9	1,3-Dichloropropane	ND	3800	280	ug/kg	
594-20-7	2,2-Dichloropropane	ND	3800	130	ug/kg	
563-58-6	1,1-Dichloropropene	ND	3800	160	ug/kg	
10061-01-5	cis-1,3-Dichloropropene	ND	3800	120	ug/kg	
10061-02-6	trans-1,3-Dichloropropene	ND	3800	250	ug/kg	
100-41-4	Ethylbenzene	3560	760	110	ug/kg	
87-68-3	Hexachlorobutadiene	ND	3800	390	ug/kg	
591-78-6	2-Hexanone	ND	3800	1900	ug/kg	
98-82-8	Isopropylbenzene	349	3800	100	ug/kg	J
99-87-6	p-Isopropyltoluene	1050	3800	220	ug/kg	J
1634-04-4	Methyl Tert Butyl Ether	ND	760	140	ug/kg	
108-10-1	4-Methyl-2-pentanone(MIBK)	12300	3800	2000	ug/kg	
74-95-3	Methylene bromide	ND	3800	430	ug/kg	
75-09-2	Methylene chloride	728	3800	170	ug/kg	J
91-20-3	Naphthalene	3880	3800	800	ug/kg	
103-65-1	n-Propylbenzene	769	3800	260	ug/kg	J
100-42-5	Styrene	ND	3800	140	ug/kg	
75-65-0	Tert Butyl Alcohol	ND	19000	4400	ug/kg	
994-05-8	tert-Amyl Methyl Ether	ND	3800	110	ug/kg	
637-92-3	tert-Butyl Ethyl Ether	ND	3800	110	ug/kg	
630-20-6	1,1,1,2-Tetrachloroethane	ND	3800	140	ug/kg	
79-34-5	1,1,2,2-Tetrachloroethane	ND	3800	140	ug/kg	
127-18-4	Tetrachloroethene	13100	3800	140	ug/kg	
108-88-3	Toluene	5900	760	290	ug/kg	
87-61-6	1,2,3-Trichlorobenzene	ND	3800	330	ug/kg	
120-82-1	1,2,4-Trichlorobenzene	ND	3800	260	ug/kg	
71-55-6	1,1,1-Trichloroethane	ND	3800	180	ug/kg	
79-00-5	1,1,2-Trichloroethane	ND	3800	330	ug/kg	
79-01-6	Trichloroethene	112000	3800	190	ug/kg	
75-69-4	Trichlorofluoromethane	ND	3800	370	ug/kg	
96-18-4	1,2,3-Trichloropropane	ND	3800	810	ug/kg	
95-63-6	1,2,4-Trimethylbenzene	11800	3800	850	ug/kg	
108-67-8	1,3,5-Trimethylbenzene	3160	3800	96	ug/kg	J
75-01-4	Vinyl chloride	3360	3800	350	ug/kg	J
1330-20-7	Xylene (total)	27300	760	140	ug/kg	

CAS No.	Surrogate Recoveries	Run# 1	Run# 2	Limits
1868-53-7	Dibromofluoromethane	90%		67-131%
17060-07-0	1,2-Dichloroethane-D4	95%		66-130%

ND = Not detected MDL - Method Detection Limit

RL = Reporting Limit

E = Indicates value exceeds calibration range

J = Indicates an estimated value

B = Indicates analyte found in associated method blank

N = Indicates presumptive evidence of a compound

## Report of Analysis

<b>Client Sample ID:</b>	K19-3.5	
<b>Lab Sample ID:</b>	C17043-32	<b>Date Sampled:</b> 07/18/11
<b>Matrix:</b>	SO - Soil	<b>Date Received:</b> 07/19/11
<b>Method:</b>	SW846 8260B	<b>Percent Solids:</b> n/a
<b>Project:</b>	Romic Soil Investigation(Romic EPA) - 2081 Bay Road, East Palo Alto, CA	

### VOA 8260 List

CAS No.	Surrogate Recoveries	Run# 1	Run# 2	Limits
2037-26-5	Toluene-D8	93%		76-125%
460-00-4	4-Bromofluorobenzene	90%		53-142%

(a) Analysis performed at Accutest Laboratories, Dayton, NJ.

ND = Not detected      MDL - Method Detection Limit  
 RL = Reporting Limit  
 E = Indicates value exceeds calibration range

J = Indicates an estimated value  
 B = Indicates analyte found in associated method blank  
 N = Indicates presumptive evidence of a compound

## Report of Analysis

<b>Client Sample ID:</b>	K19-6.5	
<b>Lab Sample ID:</b>	C17043-33	<b>Date Sampled:</b> 07/18/11
<b>Matrix:</b>	SO - Soil	<b>Date Received:</b> 07/19/11
<b>Method:</b>	SW846 8260B	<b>Percent Solids:</b> n/a
<b>Project:</b>	Romic Soil Investigation(Romic EPA) - 2081 Bay Road, East Palo Alto, CA	

	File ID	DF	Analyzed	By	Prep Date	Prep Batch	Analytical Batch
Run #1 <sup>a</sup>	E180758.D	1	08/01/11	ANJ	n/a	n/a	N:VE7962
Run #2 <sup>a</sup>	E180764.D	1	08/01/11	ANJ	n/a	n/a	N:VE7962

	Initial Weight	Final Volume	Methanol Aliquot
Run #1	5.8 g	5.0 ml	100 ul
Run #2	5.8 g	5.0 ml	2.0 ul

## VOA 8260 List

CAS No.	Compound	Result	RL	MDL	Units	Q
67-64-1	Acetone	48300 <sup>b</sup>	22000	14000	ug/kg	
71-43-2	Benzene	1780	43	5.7	ug/kg	
108-86-1	Bromobenzene	ND	220	8.4	ug/kg	
74-97-5	Bromochloromethane	ND	220	22	ug/kg	
75-27-4	Bromodichloromethane	ND	220	9.7	ug/kg	
75-25-2	Bromoform	ND	220	33	ug/kg	
74-83-9	Bromomethane	ND	220	17	ug/kg	
78-93-3	2-Butanone (MEK)	77200 <sup>b</sup>	22000	9300	ug/kg	
104-51-8	n-Butylbenzene	2340	220	10	ug/kg	
135-98-8	sec-Butylbenzene	1280	220	6.9	ug/kg	
98-06-6	tert-Butylbenzene	ND	220	5.9	ug/kg	
56-23-5	Carbon tetrachloride	ND	220	15	ug/kg	
108-90-7	Chlorobenzene	ND	220	14	ug/kg	
75-00-3	Chloroethane	ND	220	18	ug/kg	
67-66-3	Chloroform	115	220	21	ug/kg	J
74-87-3	Chloromethane	ND	220	27	ug/kg	
95-49-8	o-Chlorotoluene	ND	220	16	ug/kg	
106-43-4	p-Chlorotoluene	ND	220	9.0	ug/kg	
108-20-3	Di-Isopropyl ether	ND	220	5.5	ug/kg	
96-12-8	1,2-Dibromo-3-chloropropane	ND	430	65	ug/kg	
124-48-1	Dibromochloromethane	ND	220	7.2	ug/kg	
106-93-4	1,2-Dibromoethane	ND	43	10	ug/kg	
95-50-1	1,2-Dichlorobenzene	1090	220	12	ug/kg	
541-73-1	1,3-Dichlorobenzene	31.6	220	8.3	ug/kg	J
106-46-7	1,4-Dichlorobenzene	152	220	7.3	ug/kg	J
75-71-8	Dichlorodifluoromethane	ND	220	14	ug/kg	
75-34-3	1,1-Dichloroethane	766	220	9.4	ug/kg	
107-06-2	1,2-Dichloroethane	1690	43	7.8	ug/kg	
75-35-4	1,1-Dichloroethene	1200	220	26	ug/kg	
156-59-2	cis-1,2-Dichloroethene	152000 <sup>b</sup>	11000	690	ug/kg	
156-60-5	trans-1,2-Dichloroethene	539	220	18	ug/kg	
78-87-5	1,2-Dichloropropane	ND	220	11	ug/kg	

ND = Not detected MDL - Method Detection Limit

RL = Reporting Limit

E = Indicates value exceeds calibration range

J = Indicates an estimated value

B = Indicates analyte found in associated method blank

N = Indicates presumptive evidence of a compound

## Report of Analysis

<b>Client Sample ID:</b>	K19-6.5	<b>Date Sampled:</b>	07/18/11
<b>Lab Sample ID:</b>	C17043-33	<b>Date Received:</b>	07/19/11
<b>Matrix:</b>	SO - Soil	<b>Percent Solids:</b>	n/a
<b>Method:</b>	SW846 8260B	<b>Project:</b> Romic Soil Investigation(Romic EPA) - 2081 Bay Road,East Palo Alto,CA	

## VOA 8260 List

CAS No.	Compound	Result	RL	MDL	Units	Q
142-28-9	1,3-Dichloropropane	ND	220	16	ug/kg	
594-20-7	2,2-Dichloropropane	ND	220	7.4	ug/kg	
563-58-6	1,1-Dichloropropene	ND	220	9.0	ug/kg	
10061-01-5	cis-1,3-Dichloropropene	ND	220	6.6	ug/kg	
10061-02-6	trans-1,3-Dichloropropene	ND	220	14	ug/kg	
100-41-4	Ethylbenzene	7840	43	6.4	ug/kg	
87-68-3	Hexachlorobutadiene	ND	220	22	ug/kg	
591-78-6	2-Hexanone	ND	220	110	ug/kg	
98-82-8	Isopropylbenzene	905	220	5.9	ug/kg	
99-87-6	p-Isopropyltoluene	2710	220	13	ug/kg	
1634-04-4	Methyl Tert Butyl Ether	ND	43	7.7	ug/kg	
108-10-1	4-Methyl-2-pentanone(MIBK)	22800 <sup>b</sup>	11000	5700	ug/kg	
74-95-3	Methylene bromide	ND	220	24	ug/kg	
75-09-2	Methylene chloride	774	220	9.9	ug/kg	
91-20-3	Naphthalene	8610	220	46	ug/kg	
103-65-1	n-Propylbenzene	1940	220	15	ug/kg	
100-42-5	Styrene	ND	220	8.0	ug/kg	
75-65-0	Tert Butyl Alcohol	ND	1100	250	ug/kg	
994-05-8	tert-Amyl Methyl Ether	ND	220	6.4	ug/kg	
637-92-3	tert-Butyl Ethyl Ether	ND	220	6.0	ug/kg	
630-20-6	1,1,1,2-Tetrachloroethane	ND	220	7.9	ug/kg	
79-34-5	1,1,2,2-Tetrachloroethane	ND	220	7.7	ug/kg	
127-18-4	Tetrachloroethene	35800 <sup>b</sup>	11000	410	ug/kg	
108-88-3	Toluene	16000 <sup>b</sup>	2200	810	ug/kg	
87-61-6	1,2,3-Trichlorobenzene	ND	220	19	ug/kg	
120-82-1	1,2,4-Trichlorobenzene	ND	220	15	ug/kg	
71-55-6	1,1,1-Trichloroethane	389	220	10	ug/kg	
79-00-5	1,1,2-Trichloroethane	293	220	19	ug/kg	
79-01-6	Trichloroethene	379000 <sup>b</sup>	11000	530	ug/kg	
75-69-4	Trichlorofluoromethane	ND	220	21	ug/kg	
96-18-4	1,2,3-Trichloropropane	ND	220	46	ug/kg	
95-63-6	1,2,4-Trimethylbenzene	34700 <sup>b</sup>	11000	2400	ug/kg	
108-67-8	1,3,5-Trimethylbenzene	7020	220	5.5	ug/kg	
75-01-4	Vinyl chloride	5530	220	20	ug/kg	
1330-20-7	Xylene (total)	72400 <sup>b</sup>	2200	400	ug/kg	

CAS No.	Surrogate Recoveries	Run# 1	Run# 2	Limits
1868-53-7	Dibromofluoromethane	94%	90%	67-131%
17060-07-0	1,2-Dichloroethane-D4	97%	94%	66-130%

ND = Not detected MDL - Method Detection Limit

RL = Reporting Limit

E = Indicates value exceeds calibration range

J = Indicates an estimated value

B = Indicates analyte found in associated method blank

N = Indicates presumptive evidence of a compound

## Report of Analysis

<b>Client Sample ID:</b>	K19-6.5	
<b>Lab Sample ID:</b>	C17043-33	<b>Date Sampled:</b> 07/18/11
<b>Matrix:</b>	SO - Soil	<b>Date Received:</b> 07/19/11
<b>Method:</b>	SW846 8260B	<b>Percent Solids:</b> n/a
<b>Project:</b>	Romic Soil Investigation(Romic EPA) - 2081 Bay Road, East Palo Alto, CA	

### VOA 8260 List

CAS No.	Surrogate Recoveries	Run# 1	Run# 2	Limits
2037-26-5	Toluene-D8	95%	92%	76-125%
460-00-4	4-Bromofluorobenzene	100%	90%	53-142%

(a) Analysis performed at Accutest Laboratories, Dayton, NJ.

(b) Result is from Run# 2

ND = Not detected      MDL - Method Detection Limit  
 RL = Reporting Limit  
 E = Indicates value exceeds calibration range

J = Indicates an estimated value  
 B = Indicates analyte found in associated method blank  
 N = Indicates presumptive evidence of a compound

## Misc. Forms

---

## Custody Documents and Other Forms

---

Includes the following where applicable:

- Chain of Custody



IRISECAD3734

FED-EX Tracking #		Bottle Order Control #	
Accutest Quote #		Accutest NC Job #: C17043	
Client / Reporting Information		Project Information	
Company Name: IRIS ENV.		Project Name: Romie EPA	
Address: 1438 Webster St Ste 302		Street: 2081 Bay Rd	
City: Oakland CA Zip: 94612		City: East Palo Alto CA State:	
Project Contact: Chris Alger		Project #: 07-555C	
Phone #: 510.834.4747 x2/		EMAIL: calger@iris-env.com	
Samplers Name: Steve Mack		Client Purchase Order #:	
Accutest Sample ID	Collection		Number of preserved Bottles
	Sample ID / Field Point / Point of Collection	Date Time	
-1	Bb19-3.3	7/18/11 1015	SM SO 1
-2	Bb19-5.8	1020	4
-3	Ee23- <del>0.6</del> 1.3 (AP)	1045	1
-4	Ee23- <del>3.3</del> 3.3 (AP)	1050	4
-5	Ee23-6.8	1055	4
-6	Bb26-1.0	1120	1
-7	Bb26-3.5	1125	4
-8	Bb26-6.5	1130	4
-9	Hh23-0.0	1155	4
-10	Hh23-2.5	7/20/11	4
Turnaround Time (Business days)		Data Deliverable Information	
<input type="checkbox"/> Standard TAT 15 Business Days <input type="checkbox"/> 10 Day (Workload dependent) <input checked="" type="checkbox"/> 5 Day (Workload dependent) <input type="checkbox"/> 3 Day (125% markup) <input type="checkbox"/> 2 Day (150% markup) <input type="checkbox"/> 1 Day (200% markup) <input type="checkbox"/> Same Day (300% markup)		<input type="checkbox"/> Commercial "A" - Results only <input checked="" type="checkbox"/> Commercial "B" - Results with QC summaries <input type="checkbox"/> Commercial "B*" - Results, QC, and chromatograms <input type="checkbox"/> FULL1 - Level 4 data package <input type="checkbox"/> EDF for Geotracker <input checked="" type="checkbox"/> EDD Format Provide EDF Global ID Provide EDF Logcode:	
Emergency T/A data available VIA Lablink		Comments / Remarks	
		silica gel cleanup	
Sample Custody must be documented below each time samples change possession, including courier delivery.			
Relinquished By: [Signature]	Date Time: 7/19/11 0857	Received By: [Signature]	Date Time: 7-19-11
Relinquished By: [Signature]	Date Time:	Received By: [Signature]	Date Time:
Relinquished By:	Date Time:	Received By:	Date Time:
Relinquished By:	Date Time:	Received By:	Date Time:
5		5	
Custody Seal #		Appropriate Bottle / Pres. Y / N	Headspace Y / N
		Labels match Coc? Y / N	Separate Receiving Check List used: Y / N
		On Ice Y / N	Cooler Temp. 2.0 °C

31  
3

C17043: Chain of Custody

Page 1 of 5

FED-EX Tracking #		Bottle Order Control #																
Accutest Quote #		Accutest NC Job #: C17043																
Client / Reporting Information		Project Information																
Company Name: IRIS		Project Name: ROMIC EPA																
Address		Street																
City State Zip		City State																
Project Contact:		Project #: 07-555C																
Phone #		EMAIL: calger@iris env.com																
Samplers Name: Steve Mack		Client Purchase Order #																
Accutest Sample ID	Sample ID / Field Point / Point of Collection	Collection		Number of preserved Bottles												Requested Analysis	Matrix Codes	
		Date	Time	Sampled by	Matrix	# of bottles	LI	LIQH	HEXCH	HEXCOA	NOX	NOXCOA	NOXSOA	MESH	INCOLE			WW- Wastewater GW- Ground Water SW- Surface Water SO- Soil CI-Oil WP-Wipe LIQ - Non-aqueous Liquid AIR DW- Drinking Water (Perchlorate Only)
-11	Eg 26-0.0	7/18/11	1215	SM	SO	4											VOCs (8260) CAM 17 Methods (6010700) Pb, Cd, Cr (6010) TPH-g, d, m, d (8015) SVOCs (8270) Pesticides (808A) PCBs (8082)	LIQ - Non-aqueous Liquid AIR DW- Drinking Water (Perchlorate Only)
-12	Gate-2.5		1225			4												
-13	Eg 26-5.5		1235			4												
-14	Nn 23-0.0		1240			4												
-15	Nn 23-2.5		1245			4												
-16	Nn 23-5.5		1255			4												
-17	P17-0.5		1420			4												
-18	P17-3.0		1430			3												
-19	P17-6.0		1440			3												
-20	N17-2.0		1500			4												
Turnaround Time (Business days)		Data Deliverable Information		Comments / Remarks														
<input type="checkbox"/> Standard TAT 15 Business Days <input type="checkbox"/> 10 Day (Workload dependent) <input checked="" type="checkbox"/> 5 Day (Workload dependent) <input type="checkbox"/> 3 Day (125% markup) <input type="checkbox"/> 2 Day (150% markup) <input type="checkbox"/> 1 Day (200% markup) <input type="checkbox"/> Same Day (300% markup)		Approved By/Date:		<input type="checkbox"/> Commercial "A" - Results only <input checked="" type="checkbox"/> Commercial "B" - Results with CC summaries <input type="checkbox"/> Commercial "B+" - Results, QC, and chromatograms <input type="checkbox"/> FULL1 - Level 4 data package <input type="checkbox"/> EDF for Geotracker <input checked="" type="checkbox"/> EDF Format Provide EDF Global ID _____ Provide EDF Logcode: _____										Silica gel cleanup				
Emergency T/A data available VIA Lablink																		
Sample Custody must be documented below each time samples change possession, including courier delivery.																		
Relinquished By:	Date Time:	Received By:	Date Time:	Relinquished By:	Date Time:	Received By:	Date Time:	Relinquished By:	Date Time:	Received By:	Date Time:	Relinquished By:	Date Time:	Received By:	Date Time:	Relinquished By:	Date Time:	
1	7/19/11 0857	1	0940	2	7-19-11	2		3		4		5						
3		3		4		4		5										
5		5		Custody Seal #	Appropriate Bottle / Pres. Y / N	Headspace Y / N	On Ice Y / N	Cooler Temp.	Labels match Coc? Y / N	Separate Receiving Check List used: Y / N								

31  
3

3 of 4

FED-EX Tracking #		Bottle Order Control #	
Accutest Quote #		Accutest NC Job #: C <b>C17043</b>	
Client / Reporting Information		Project Information	
Company Name: <b>IRIS ENV</b>		Project Name: <b>ROMIC EPA</b>	
Address		Street	
City State Zip		City State	
Project Contact: <b>Chris Alger</b>		Project #: <b>07-555C</b>	
Phone #: <b>510-834-4747 x21</b>		EMAIL: <b>calger@irisenv.com</b>	
Samplers Name: <b>Steve Mack</b>		Client Purchase Order #	
Accutest Sample ID		Collection	
Sample ID / Field Point / Point of Collection		Date Time Sampled by Matrix # of bottles	
-21 N17 - 4.0		7/19/11 1510 SM SD 3	
-22 N17 - 7.0		1515 3	
-23 O17 - 0.6		1530 3	
-24 O17 - 3.1		1540 3	
-25 O17 - 6.1		1550 3	
-26 K20 - 3.0		1620 3	
-27 K20 - 6.0		1605 3	
-28 K21 - 0.5		1620 4	
-29 K21 - 3.0		1625 3	
-30 K21 - 6.0		1630 3	
Turnaround Time (Business days)		Data Deliverable Information	
<input type="checkbox"/> Standard TAT 15 Business Days <input type="checkbox"/> 10 Day (Workload dependent) <input checked="" type="checkbox"/> 5 Day (Workload dependent) <input type="checkbox"/> 3 Day (125% markup) <input type="checkbox"/> 2 Day (150% markup) <input type="checkbox"/> 1 Day (200% markup) <input type="checkbox"/> Same Day (300% markup)		<input type="checkbox"/> Commercial "A" - Results only <input checked="" type="checkbox"/> Commercial "B" - Results with QC summaries <input type="checkbox"/> Commercial "B*" - Results, QC, and chromatograms <input type="checkbox"/> FULL1 - Level 4 data package <input type="checkbox"/> EDF for Geotracker <input checked="" type="checkbox"/> EDD Format Provide EDF Global ID _____ Provide EDF Logcode: _____	
Approved By/Date:		Comments / Remarks	
		<b>Africa gel cleanup</b>	
Emergency T/A data available VIA Lablink			
Sample Custody must be documented below each time samples change possession, including courier delivery.			
Relinquished by:	Date Time:	Received By:	Date Time:
1 <b>[Signature]</b>	7/19/11	1 <b>[Signature]</b>	0857
Relinquished by:	Date Time:	Received By:	Date Time:
2 <b>[Signature]</b>		2 <b>[Signature]</b>	0940
3 <b>[Signature]</b>		3 <b>[Signature]</b>	7-19-11
Relinquished by:	Date Time:	Received By:	Date Time:
4 <b>[Signature]</b>		4 <b>[Signature]</b>	
Relinquished by:	Date Time:	Received By:	Date Time:
5		5	
Custody Seal #	Appropriate Bottle / Pres. Y / N	Headspace Y / N	On Ice Y / N
	Labels match Coc? Y / N	Separate Receiving Check List used: Y / N	Cooler Temp. _____ °C

 31  
3

FED-EX Tracking #		Bottle Order Control #												
Accutest Quote #		Accutest NC Job #: C17043												
Client / Reporting Information		Project Information												
Company Name: IRIS		Project Name: ROMIC EPA												
Address:		Street:												
City State Zip:		City State:												
Project Contact: Chris Alger		Project #: 07-555C												
Phone #: 510 834-4947 x21		EMAIL: CALGER@irisenv.com												
Sampler's Name: SM		Client Purchase Order #:												
Accutest Sample ID	Sample ID / Field Point / Point of Collection	Collection		Number of preserved Bottles	Requested Analysis	Matrix Codes								
		Date	Time				Sampled by	Matrix	# of bottles					
-31	K19-1.0	7/18	1645	SM	SO	4	VOCs (8260)	Can 17 Metals (801700)	Pb, Cd, Cr (6010)	TPH-glycime (8015)	SVOCs (8270)	Pesticides (801A)	PCBs (808)	WW- Wastewater
-32	K19-3.5	↓	1650			3								GW- Ground Water
-33	K19-6.5	↓	1655			3								SW- Surface Water
Turnaround Time ( Business days)		Data Deliverable Information		Comments / Remarks										
<input type="checkbox"/> Standard TAT 15 Business Days <input type="checkbox"/> 10 Day (Workload dependent) <input checked="" type="checkbox"/> 5 Day (Workload dependent) <input type="checkbox"/> 3 Day (125% markup) <input type="checkbox"/> 2 Day (150% markup) <input type="checkbox"/> 1 Day (200% markup) <input type="checkbox"/> Same Day (300% markup)		Approved By/ Date: _____		<input type="checkbox"/> Commercial "A" - Results only <input checked="" type="checkbox"/> Commercial "B" - Results with QC summaries <input type="checkbox"/> Commercial "B+" - Results, QC, and chromatograms <input type="checkbox"/> FULL1 - Level 4 data package <input type="checkbox"/> EDF for Geotracker <input checked="" type="checkbox"/> EDD Format Provide EDF Global ID: _____ Provide EDF Logcode: _____										
Emergency T/A data available VIA Lablink														
Sample Custody must be documented below each time samples change possession, including courier delivery.														
Relinquished By Sampler:	Date Time:	Received By:	Relinquished By:	Date Time:	Received By:									
1	7/19/11 0857	[Signature]	2	0940 7-19-11	[Signature]									
Relinquished By:	Date Time:	Received By:	Relinquished By:	Date Time:	Received By:									
3		[Signature]	4		[Signature]									
Relinquished by:	Date Time:	Received By:	Custody Seal #	Appropriate Bottle / Pres. Y / N	Headspace Y / N	On Ice Y / N								
5				Labels match Coc? Y / N	Separate Receiving Check List used: Y / N	Cooler Temp. _____ °C								

 31  
3

**C17043: Chain of Custody**

Page 4 of 5

- Review Chain of Custody** Chain of Custody is to be complete and legible.
- Are these regulatory (NPDES) samples? ~~GWA~~ Yes/ No
  - Is pH requested? Yes/ No
    - Was Client informed that hold time is 15 min? Yes / No Continue Yes / No
    - Was ortho-Phosphate filtered with in 15 min? Yes / No Continue Yes / No
  - Are sample within hold time? Yes/ No
  - Are sample in danger of exceeding hold-time? Yes/ No
  - Existing Client? Yes/ No Existing Project? Yes/ No
  - If No: Is Report to info complete and legible, including;
    - deliverable  Name  Address  phone  e-mail
    - Is Bill to info complete and legible, including;
      - PO#  Credit card  Contact  address  phone  e-mail
    - Is Contact and/or Project Manager identified, including;
      - phone  e-mail
      - Project name / number
  - Special requirements? Yes/ No
  - Sample IDs / date & time of collection provided? Yes/ No
  - Is Matrix listed and correct? Yes/ No
  - Analyses listed, we do, or client has authorized a subcontractor? Yes/ No
  - Chain is signed and dated by both client and sample custodian? Yes/ No
  - TAT requested available? Yes/ No Approved by Jm

- Review Coolers:**
- Were all Coolers temperatures measured at  $\leq 6^{\circ}\text{C}$ ? Yes/ No
    - If cooler is outside the  $\leq 6^{\circ}\text{C}$ ; note down the affected bottles in that cooler on the left Yes/ No
  - Are samples on ice? Yes/ No
- Note that ANC does NOT accept evidentiary samples. (We do not lock refrigerators)
- Shipment Received Method AC
  - Custody Seals: Present: Yes / No If Yes; Unbroken: Yes / No

- Review of Sample Bottles: If you answer no, explain to the side**
- Chain matches bottle labels? Yes/ No  Sample bottle intact? Yes/ No
  - Is there enough sample volume in proper bottle for requested analyses? Yes/ No
  - Proper Preservatives? Yes/ No 5035 (MEOH/DEH2O) KITS
    - Check pH on preserved samples except 1664, 625, 8270 and VOAs; make notes on left.
    - Headspace-VOAs? Greater than 8mm in diameter List sample ID and affected container Yes/ No

Client Sample ID	pH Check	Other Comments/Issues

Non-Compliance issues and discrepancies on the COC are forwarded to Project Management

\\Accunca.accutest.com\depts\qa\sops\sop\_complete\list\_2010\current\_active\_sop\_oct\_2010\sc001ff\_0\_form1\_samplecontrol\_sampereceivingchecklist\_2009-01-01.doc

## GC/MS Semi-volatiles

---

### QC Data Summaries

---

Includes the following where applicable:

- Method Blank Summaries
- Blank Spike Summaries
- Matrix Spike and Duplicate Summaries

## Method Blank Summary

**Job Number:** C17043**Account:** IRISECAO Iris Environmental**Project:** Romic Soil Investigation(Romic EPA) - 2081 Bay Road,East Palo Alto,CA

Sample	File ID	DF	Analyzed	By	Prep Date	Prep Batch	Analytical Batch
OP4270-MB	Y8912.D	1	07/20/11	MT	07/20/11	OP4270	EY425

**The QC reported here applies to the following samples:****Method:** SW846 8270C

C17043-9, C17043-11, C17043-17, C17043-20, C17043-28, C17043-31, C17043-11A, C17043-28A

CAS No.	Compound	Result	RL	MDL	Units	Q
65-85-0	Benzoic acid	ND	1000	890	ug/kg	
95-57-8	2-Chlorophenol	ND	1000	680	ug/kg	
59-50-7	4-Chloro-3-methyl phenol	ND	500	420	ug/kg	
120-83-2	2,4-Dichlorophenol	ND	500	140	ug/kg	
105-67-9	2,4-Dimethylphenol	ND	500	150	ug/kg	
51-28-5	2,4-Dinitrophenol	ND	2500	850	ug/kg	
534-52-1	4,6-Dinitro-o-cresol	ND	2000	1000	ug/kg	
95-48-7	2-Methylphenol	ND	500	170	ug/kg	
	3&4-Methylphenol	ND	500	150	ug/kg	
88-75-5	2-Nitrophenol	ND	500	130	ug/kg	
100-02-7	4-Nitrophenol	ND	2000	1200	ug/kg	
87-86-5	Pentachlorophenol	ND	500	420	ug/kg	
108-95-2	Phenol	ND	2000	1300	ug/kg	
95-95-4	2,4,5-Trichlorophenol	ND	500	120	ug/kg	
88-06-2	2,4,6-Trichlorophenol	ND	500	160	ug/kg	
83-32-9	Acenaphthene	ND	1000	500	ug/kg	
208-96-8	Acenaphthylene	ND	500	200	ug/kg	
62-53-3	Aniline	ND	500	140	ug/kg	
120-12-7	Anthracene	ND	500	100	ug/kg	
103-33-3	Azobenzene	ND	500	170	ug/kg	
92-87-5	Benzidine	ND	2500	730	ug/kg	
56-55-3	Benzo(a)anthracene	ND	500	70	ug/kg	
50-32-8	Benzo(a)pyrene	ND	500	90	ug/kg	
205-99-2	Benzo(b)fluoranthene	ND	500	60	ug/kg	
191-24-2	Benzo(g,h,i)perylene	ND	500	150	ug/kg	
207-08-9	Benzo(k)fluoranthene	ND	500	120	ug/kg	
101-55-3	4-Bromophenyl phenyl ether	ND	500	150	ug/kg	
85-68-7	Butyl benzyl phthalate	ND	500	110	ug/kg	
100-51-6	Benzyl Alcohol	ND	1000	160	ug/kg	
91-58-7	2-Chloronaphthalene	ND	500	180	ug/kg	
106-47-8	4-Chloroaniline	ND	500	140	ug/kg	
86-74-8	Carbazole	ND	500	80	ug/kg	
218-01-9	Chrysene	ND	500	100	ug/kg	
111-91-1	bis(2-Chloroethoxy)methane	ND	500	180	ug/kg	
111-44-4	bis(2-Chloroethyl)ether	ND	500	230	ug/kg	
108-60-1	bis(2-Chloroisopropyl)ether	ND	500	270	ug/kg	

## Method Blank Summary

**Job Number:** C17043  
**Account:** IRISECAO Iris Environmental  
**Project:** Romic Soil Investigation(Romic EPA) - 2081 Bay Road,East Palo Alto,CA

Sample	File ID	DF	Analyzed	By	Prep Date	Prep Batch	Analytical Batch
OP4270-MB	Y8912.D	1	07/20/11	MT	07/20/11	OP4270	EY425

The QC reported here applies to the following samples:

Method: SW846 8270C

C17043-9, C17043-11, C17043-17, C17043-20, C17043-28, C17043-31, C17043-11A, C17043-28A

CAS No.	Compound	Result	RL	MDL	Units	Q
7005-72-3	4-Chlorophenyl phenyl ether	ND	500	190	ug/kg	
95-50-1	1,2-Dichlorobenzene	ND	500	160	ug/kg	
541-73-1	1,3-Dichlorobenzene	ND	500	150	ug/kg	
106-46-7	1,4-Dichlorobenzene	ND	500	420	ug/kg	
121-14-2	2,4-Dinitrotoluene	ND	500	460	ug/kg	
606-20-2	2,6-Dinitrotoluene	ND	1000	320	ug/kg	
91-94-1	3,3'-Dichlorobenzidine	ND	2500	140	ug/kg	
53-70-3	Dibenzo(a,h)anthracene	ND	500	130	ug/kg	
132-64-9	Dibenzofuran	ND	500	160	ug/kg	
122-39-4	Diphenylamine	ND	500	120	ug/kg	
84-74-2	Di-n-butyl phthalate	ND	500	100	ug/kg	
117-84-0	Di-n-octyl phthalate	ND	500	130	ug/kg	
84-66-2	Diethyl phthalate	ND	500	170	ug/kg	
131-11-3	Dimethyl phthalate	ND	500	180	ug/kg	
117-81-7	bis(2-Ethylhexyl)phthalate	ND	500	220	ug/kg	
206-44-0	Fluoranthene	ND	500	100	ug/kg	
86-73-7	Fluorene	ND	500	180	ug/kg	
118-74-1	Hexachlorobenzene	ND	500	130	ug/kg	
87-68-3	Hexachlorobutadiene	ND	500	190	ug/kg	
77-47-4	Hexachlorocyclopentadiene	ND	500	140	ug/kg	
67-72-1	Hexachloroethane	ND	500	160	ug/kg	
193-39-5	Indeno(1,2,3-cd)pyrene	ND	500	140	ug/kg	
78-59-1	Isophorone	ND	500	170	ug/kg	
90-12-0	1-Methylnaphthalene	ND	500	160	ug/kg	
91-57-6	2-Methylnaphthalene	ND	500	160	ug/kg	
88-74-4	2-Nitroaniline	ND	500	120	ug/kg	
99-09-2	3-Nitroaniline	ND	500	120	ug/kg	
100-01-6	4-Nitroaniline	ND	500	300	ug/kg	
91-20-3	Naphthalene	ND	500	170	ug/kg	
98-95-3	Nitrobenzene	ND	500	160	ug/kg	
62-75-9	N-Nitrosodimethylamine	ND	5000	2200	ug/kg	
621-64-7	N-Nitroso-di-n-propylamine	ND	1000	550	ug/kg	
85-01-8	Phenanthrene	ND	500	110	ug/kg	
129-00-0	Pyrene	ND	1000	680	ug/kg	
110-86-1	Pyridine	ND	2000	220	ug/kg	
120-82-1	1,2,4-Trichlorobenzene	ND	500	340	ug/kg	



## Method Blank Summary

**Job Number:** C17043  
**Account:** IRISECAO Iris Environmental  
**Project:** Romic Soil Investigation(Romic EPA) - 2081 Bay Road,East Palo Alto,CA

Sample	File ID	DF	Analyzed	By	Prep Date	Prep Batch	Analytical Batch
OP4270-MB	Y8912.D	1	07/20/11	MT	07/20/11	OP4270	EY425

The QC reported here applies to the following samples:

Method: SW846 8270C

C17043-9, C17043-11, C17043-17, C17043-20, C17043-28, C17043-31, C17043-11A, C17043-28A

CAS No.	Surrogate Recoveries		Limits
367-12-4	2-Fluorophenol	75%	20-100%
4165-62-2	Phenol-d5	75%	20-100%
118-79-6	2,4,6-Tribromophenol	77%	30-100%
4165-60-0	Nitrobenzene-d5	75%	20-100%
321-60-8	2-Fluorobiphenyl	73%	20-106%
1718-51-0	Terphenyl-d14	94%	55-130%

# Blank Spike/Blank Spike Duplicate Summary

**Job Number:** C17043  
**Account:** IRISECAO Iris Environmental  
**Project:** Romic Soil Investigation(Romic EPA) - 2081 Bay Road,East Palo Alto,CA

Sample	File ID	DF	Analyzed	By	Prep Date	Prep Batch	Analytical Batch
OP4270-BS	Y8913.D	1	07/20/11	MT	07/20/11	OP4270	EY425
OP4270-BSD	Y8914.D	1	07/20/11	MT	07/20/11	OP4270	EY425

**The QC reported here applies to the following samples:** **Method:** SW846 8270C

C17043-9, C17043-11, C17043-17, C17043-20, C17043-28, C17043-31, C17043-11A, C17043-28A

CAS No.	Compound	Spike ug/kg	BSP ug/kg	BSP %	BSD ug/kg	BSD %	RPD	Limits Rec/RPD
65-85-0	Benzoic acid	5000	4240	85	3920	78	8	24-116/30
95-57-8	2-Chlorophenol	2500	1850	74	1740	70	6	31-130/30
59-50-7	4-Chloro-3-methyl phenol	2500	1900	76	1750	70	8	35-117/30
120-83-2	2,4-Dichlorophenol	2500	1840	74	1720	69	7	40-111/30
105-67-9	2,4-Dimethylphenol	2500	1890	76	1750	70	8	29-109/30
51-28-5	2,4-Dinitrophenol	2500	2130	85	1970	79	8	19-117/30
534-52-1	4,6-Dinitro-o-cresol	2500	1850	74	1760	70	5	28-119/30
95-48-7	2-Methylphenol	2500	1820	73	1680	67	8	33-114/30
	3&4-Methylphenol	2500	1810	72	1700	68	6	34-115/30
88-75-5	2-Nitrophenol	2500	1810	72	1680	67	7	20-116/30
100-02-7	4-Nitrophenol	2500	2370	95	2330	93	2	6-114/30
87-86-5	Pentachlorophenol	2500	2440	98	2270	91	7	10-115/30
108-95-2	Phenol	2500	1890	76	1760	70	7	28-122/30
95-95-4	2,4,5-Trichlorophenol	2500	1920	77	1780	71	8	30-111/30
88-06-2	2,4,6-Trichlorophenol	2500	1930	77	1770	71	9	30-110/30
83-32-9	Acenaphthene	2500	1800	72	1620	65	11	34-129/30
208-96-8	Acenaphthylene	2500	1900	76	1720	69	10	38-118/30
62-53-3	Aniline	2500	1350	54	1280	51	5	28-112/30
120-12-7	Anthracene	2500	2060	82	1930	77	7	41-114/30
103-33-3	Azobenzene	2500	1950	78	1780	71	9	28-114/30
92-87-5	Benzidine	5000	2410	48	2080	42	15	10-156/30
56-55-3	Benzo(a)anthracene	2500	2120	85	2030	81	4	40-116/30
50-32-8	Benzo(a)pyrene	2500	2070	83	2050	82	1	39-112/30
205-99-2	Benzo(b)fluoranthene	2500	2090	84	2030	81	3	40-117/30
191-24-2	Benzo(g,h,i)perylene	2500	1840	74	1770	71	4	36-113/30
207-08-9	Benzo(k)fluoranthene	2500	2070	83	2090	84	1	41-117/30
101-55-3	4-Bromophenyl phenyl ether	2500	1890	76	1750	70	8	30-114/30
85-68-7	Butyl benzyl phthalate	2500	2270	91	2180	87	4	27-110/30
100-51-6	Benzyl Alcohol	2500	2300	92	2200	88	4	31-112/30
91-58-7	2-Chloronaphthalene	2500	1830	73	1660	66	10	37-115/30
106-47-8	4-Chloroaniline	2500	1590	64	1530	61	4	29-95/30
86-74-8	Carbazole	2500	2110	84	2040	82	3	40-116/30
218-01-9	Chrysene	2500	2080	83	1990	80	4	40-117/30
111-91-1	bis(2-Chloroethoxy)methane	2500	1870	75	1740	70	7	31-99/30
111-44-4	bis(2-Chloroethyl)ether	2500	2040	82	2000	80	2	30-106/30
108-60-1	bis(2-Chloroisopropyl)ether	2500	1890	76	1750	70	8	24-104/30

4.2.1  
4

# Blank Spike/Blank Spike Duplicate Summary

**Job Number:** C17043  
**Account:** IRISECAO Iris Environmental  
**Project:** Romic Soil Investigation(Romic EPA) - 2081 Bay Road,East Palo Alto,CA

Sample	File ID	DF	Analyzed	By	Prep Date	Prep Batch	Analytical Batch
OP4270-BS	Y8913.D	1	07/20/11	MT	07/20/11	OP4270	EY425
OP4270-BSD	Y8914.D	1	07/20/11	MT	07/20/11	OP4270	EY425

**The QC reported here applies to the following samples:** **Method:** SW846 8270C

C17043-9, C17043-11, C17043-17, C17043-20, C17043-28, C17043-31, C17043-11A, C17043-28A

CAS No.	Compound	Spike ug/kg	BSP ug/kg	BSP %	BSD ug/kg	BSD %	RPD	Limits Rec/RPD
7005-72-3	4-Chlorophenyl phenyl ether	2500	1850	74	1700	68	8	30-111/30
95-50-1	1,2-Dichlorobenzene	2500	1740	70	1620	65	7	27-111/30
541-73-1	1,3-Dichlorobenzene	2500	1680	67	1550	62	8	25-116/30
106-46-7	1,4-Dichlorobenzene	2500	1690	68	1600	64	5	27-120/30
121-14-2	2,4-Dinitrotoluene	2500	2030	81	1920	77	6	27-114/30
606-20-2	2,6-Dinitrotoluene	2500	1980	79	1780	71	11	27-114/30
91-94-1	3,3'-Dichlorobenzidine	5000	4480	90	4140	83	8	24-118/30
53-70-3	Dibenzo(a,h)anthracene	2500	1860	74	1810	72	3	37-115/30
132-64-9	Dibenzofuran	2500	1930	77	1740	70	10	28-113/30
122-39-4	Diphenylamine	2500	1980	79	1840	74	7	23-117/30
84-74-2	Di-n-butyl phthalate	2500	2090	84	2040	82	2	29-115/30
117-84-0	Di-n-octyl phthalate	2500	2190	88	2160	86	1	29-127/30
84-66-2	Diethyl phthalate	2500	2030	81	1880	75	8	29-116/30
131-11-3	Dimethyl phthalate	2500	1950	78	1790	72	9	30-110/30
117-81-7	bis(2-Ethylhexyl)phthalate	2500	2170	87	2090	84	4	27-121/30
206-44-0	Fluoranthene	2500	2080	83	2030	81	2	40-120/30
86-73-7	Fluorene	2500	1890	76	1720	69	9	40-119/30
118-74-1	Hexachlorobenzene	2500	1820	73	1740	70	4	28-113/30
87-68-3	Hexachlorobutadiene	2500	1920	77	1820	73	5	29-115/30
77-47-4	Hexachlorocyclopentadiene	2500	1230	49	1120	45	9	26-114/30
67-72-1	Hexachloroethane	2500	1630	65	1530	61	6	24-109/30
193-39-5	Indeno(1,2,3-cd)pyrene	2500	1920	77	1780	71	8	37-114/30
78-59-1	Isophorone	2500	1770	71	1630	65	8	28-117/30
90-12-0	1-Methylnaphthalene	2500	1740	70	1610	64	8	25-113/30
91-57-6	2-Methylnaphthalene	2500	1820	73	1670	67	9	27-113/30
88-74-4	2-Nitroaniline	2500	2030	81	1850	74	9	23-116/30
99-09-2	3-Nitroaniline	2500	1830	73	1740	70	5	29-115/30
100-01-6	4-Nitroaniline	2500	2120	85	2060	82	3	29-114/30
91-20-3	Naphthalene	2500	1820	73	1700	68	7	24-113/30
98-95-3	Nitrobenzene	2500	1830	73	1740	70	5	23-112/30
62-75-9	N-Nitrosodimethylamine	2500	1600	66	1600	62	5	20-108/30
621-64-7	N-Nitroso-di-n-propylamine	2500	1860	74	1750	70	6	26-127/30
85-01-8	Phenanthrene	2500	1990	80	1860	74	7	41-113/30
129-00-0	Pyrene	2500	2100	84	1990	80	5	45-134/30
110-86-1	Pyridine	2500	1220	49	1150	46	6	20-78/30
120-82-1	1,2,4-Trichlorobenzene	2500	1700	68	1560	62	9	31-122/30

4.2.1  
4

# Blank Spike/Blank Spike Duplicate Summary

**Job Number:** C17043  
**Account:** IRISECAO Iris Environmental  
**Project:** Romic Soil Investigation(Romic EPA) - 2081 Bay Road,East Palo Alto,CA

Sample	File ID	DF	Analyzed	By	Prep Date	Prep Batch	Analytical Batch
OP4270-BS	Y8913.D	1	07/20/11	MT	07/20/11	OP4270	EY425
OP4270-BSD	Y8914.D	1	07/20/11	MT	07/20/11	OP4270	EY425

**The QC reported here applies to the following samples:** **Method:** SW846 8270C

C17043-9, C17043-11, C17043-17, C17043-20, C17043-28, C17043-31, C17043-11A, C17043-28A

CAS No.	Surrogate Recoveries	BSP	BSD	Limits
367-12-4	2-Fluorophenol	73%	68%	20-100%
4165-62-2	Phenol-d5	74%	70%	20-100%
118-79-6	2,4,6-Tribromophenol	79%	72%	30-100%
4165-60-0	Nitrobenzene-d5	73%	69%	20-100%
321-60-8	2-Fluorobiphenyl	71%	65%	20-106%
1718-51-0	Terphenyl-d14	82%	80%	55-130%

4.2.1  
4

# Matrix Spike/Matrix Spike Duplicate Summary

**Job Number:** C17043  
**Account:** IRISECAO Iris Environmental  
**Project:** Romic Soil Investigation(Romic EPA) - 2081 Bay Road,East Palo Alto,CA

Sample	File ID	DF	Analyzed	By	Prep Date	Prep Batch	Analytical Batch
OP4270-MS	Y8979.D	1	07/23/11	MT	07/20/11	OP4270	EY428
OP4270-MSD	Y8980.D	1	07/23/11	MT	07/20/11	OP4270	EY428
C17043-20	Y8919.D	1	07/20/11	MT	07/20/11	OP4270	EY425

**The QC reported here applies to the following samples:** **Method:** SW846 8270C

C17043-9, C17043-11, C17043-17, C17043-20, C17043-28, C17043-31, C17043-11A, C17043-28A

CAS No.	Compound	C17043-20 ug/kg	Spike Q	ug/kg	MS ug/kg	MS %	MSD ug/kg	MSD %	RPD	Limits Rec/RPD
65-85-0	Benzoic acid	2030		5000	3040	20*	2570	11*	17	24-116/36
95-57-8	2-Chlorophenol	ND		2500	660	26*	610	25*	7	31-130/31
59-50-7	4-Chloro-3-methyl phenol	ND		2500	1490	60	1440	58	3	35-117/38
120-83-2	2,4-Dichlorophenol	ND		2500	1110	44	1110	44	0	40-111/30
105-67-9	2,4-Dimethylphenol	ND		2500	1050	42	1040	42	1	29-109/31
51-28-5	2,4-Dinitrophenol	ND		2500	2240	90	2050	82	9	19-117/40
534-52-1	4,6-Dinitro-o-cresol	ND		2500	2060	82	1910	76	8	28-119/37
95-48-7	2-Methylphenol	222	J	2500	1070	34	1040	33	3	33-114/29
	3&4-Methylphenol	895		2500	1070	7*	1070	7*	0	34-115/31
88-75-5	2-Nitrophenol	ND		2500	953	38	970	39	2	20-116/30
100-02-7	4-Nitrophenol	ND		2500	2350	94	2290	92	3	6-114/56
87-86-5	Pentachlorophenol	ND		2500	2490	100	2390	96	4	10-115/39
108-95-2	Phenol	2950		2500	150	-112*	120	-113*	25	28-122/38
95-95-4	2,4,5-Trichlorophenol	ND		2500	1630	65	1520	61	7	30-111/28
88-06-2	2,4,6-Trichlorophenol	ND		2500	1380	55	1320	53	4	30-110/27
83-32-9	Acenaphthene	ND		2500	1160	46	1150	46	1	34-129/31
208-96-8	Acenaphthylene	ND		2500	1200	48	1220	49	2	38-118/30
62-53-3	Aniline	ND		2500	670	27*	581	23*	14	28-112/38
120-12-7	Anthracene	ND		2500	1960	78	1850	74	6	41-114/29
103-33-3	Azobenzene	ND		2500	1590	64	1560	62	2	28-114/27
92-87-5	Benzidine	ND		5000	ND	0*	ND	0*	nc	10-156/50
56-55-3	Benzo(a)anthracene	ND		2500	2300	92	2140	86	7	40-116/31
50-32-8	Benzo(a)pyrene	ND		2500	2260	90	2220	89	2	39-112/32
205-99-2	Benzo(b)fluoranthene	ND		2500	2180	87	2200	88	1	40-117/31
191-24-2	Benzo(g,h,i)perylene	ND		2500	2320	93	2120	85	9	36-113/32
207-08-9	Benzo(k)fluoranthene	ND		2500	2260	90	2260	90	0	41-117/30
101-55-3	4-Bromophenyl phenyl ether	ND		2500	1650	66	1580	63	4	30-114/26
85-68-7	Butyl benzyl phthalate	ND		2500	2430	97	2370	95	3	27-110/28
100-51-6	Benzyl Alcohol	ND		2500	1290	52	1310	52	2	31-112/34
91-58-7	2-Chloronaphthalene	ND		2500	1050	42	1090	44	4	37-115/28
106-47-8	4-Chloroaniline	ND		2500	513	21*	352	14*	37*	29-95/34
86-74-8	Carbazole	ND		2500	2020	81	1910	76	6	40-116/30
218-01-9	Chrysene	ND		2500	2280	91	2140	86	6	40-117/31
111-91-1	bis(2-Chloroethoxy)methane	ND		2500	1010	40	993	40	2	31-99/30
111-44-4	bis(2-Chloroethyl)ether	ND		2500	931	37	938	38	1	30-106/33
108-60-1	bis(2-Chloroisopropyl)ether	ND		2500	947	38	951	38	0	24-104/32

4.3.1  
4

# Matrix Spike/Matrix Spike Duplicate Summary

**Job Number:** C17043  
**Account:** IRISECAO Iris Environmental  
**Project:** Romic Soil Investigation(Romic EPA) - 2081 Bay Road,East Palo Alto,CA

Sample	File ID	DF	Analyzed	By	Prep Date	Prep Batch	Analytical Batch
OP4270-MS	Y8979.D	1	07/23/11	MT	07/20/11	OP4270	EY428
OP4270-MSD	Y8980.D	1	07/23/11	MT	07/20/11	OP4270	EY428
C17043-20	Y8919.D	1	07/20/11	MT	07/20/11	OP4270	EY425

**The QC reported here applies to the following samples:** **Method:** SW846 8270C

C17043-9, C17043-11, C17043-17, C17043-20, C17043-28, C17043-31, C17043-11A, C17043-28A

CAS No.	Compound	C17043-20 ug/kg	Spike Q	ug/kg	MS ug/kg	MS %	MSD ug/kg	MSD %	RPD	Limits Rec/RPD
7005-72-3	4-Chlorophenyl phenyl ether	ND		2500	1380	55	1380	55	0	30-111/26
95-50-1	1,2-Dichlorobenzene	ND		2500	881	35	867	35	2	27-111/35
541-73-1	1,3-Dichlorobenzene	ND		2500	835	33	805	32	4	25-116/36
106-46-7	1,4-Dichlorobenzene	ND		2500	850	34	866	35	2	27-120/30
121-14-2	2,4-Dinitrotoluene	ND		2500	1920	77	1770	71	8	27-114/38
606-20-2	2,6-Dinitrotoluene	ND		2500	1620	65	1510	60	7	27-114/30
91-94-1	3,3'-Dichlorobenzidine	ND		5000	3210	64	2600	52	21	24-118/31
53-70-3	Dibenzo(a,h)anthracene	ND		2500	2220	89	2090	84	6	37-115/29
132-64-9	Dibenzofuran	ND		2500	1330	53	1310	52	2	28-113/27
122-39-4	Diphenylamine	ND		2500	1800	72	1670	67	7	23-117/28
84-74-2	Di-n-butyl phthalate	ND		2500	2240	90	2190	88	2	29-115/27
117-84-0	Di-n-octyl phthalate	3930		2500	2300	-65*	2350	-63*	2	29-127/28
84-66-2	Diethyl phthalate	ND		2500	2030	81	1890	76	7	29-116/27
131-11-3	Dimethyl phthalate	ND		2500	1580	63	1500	60	5	30-110/26
117-81-7	bis(2-Ethylhexyl)phthalate	7350		2500	2480	-195* a	2370	-199* a	5	27-121/29
206-44-0	Fluoranthene	ND		2500	2240	90	2080	83	7	40-120/32
86-73-7	Fluorene	ND		2500	1480	59	1410	56	5	40-119/30
118-74-1	Hexachlorobenzene	ND		2500	1640	66	1590	64	3	28-113/27
87-68-3	Hexachlorobutadiene	ND		2500	1010	40	977	39	3	29-115/33
77-47-4	Hexachlorocyclopentadiene	ND		2500	395	16*	661	26	50*	26-114/41
67-72-1	Hexachloroethane	ND		2500	862	34	852	34	1	24-109/38
193-39-5	Indeno(1,2,3-cd)pyrene	ND		2500	2110	84	2110	84	0	37-114/33
78-59-1	Isophorone	ND		2500	965	39	946	38	2	28-117/30
90-12-0	1-Methylnaphthalene	ND		2500	968	39	1000	40	3	25-113/33
91-57-6	2-Methylnaphthalene	ND		2500	1000	40	1020	41	2	27-113/32
88-74-4	2-Nitroaniline	ND		2500	1630	65	1520	61	7	23-116/29
99-09-2	3-Nitroaniline	ND		2500	1260	50	1060	42	17	29-115/31
100-01-6	4-Nitroaniline	ND		2500	1160	46	963	39	19	29-114/31
91-20-3	Naphthalene	ND		2500	997	40	1010	40	1	24-113/32
98-95-3	Nitrobenzene	ND		2500	962	38	974	39	1	23-112/32
62-75-9	N-Nitrosodimethylamine	ND		2500	880	35	890	35	0	20-108/34
621-64-7	N-Nitroso-di-n-propylamine	ND		2500	1040	42	1100	44	6	26-127/43
85-01-8	Phenanthrene	ND		2500	1940	78	1800	72	7	41-113/32
129-00-0	Pyrene	ND		2500	2230	89	2100	84	6	45-134/33
110-86-1	Pyridine	ND		2500	651	26	629	25	3	20-78/38
120-82-1	1,2,4-Trichlorobenzene	ND		2500	899	36	898	36	0	31-122/44

4.3.1  
4

# Matrix Spike/Matrix Spike Duplicate Summary

**Job Number:** C17043  
**Account:** IRISECAO Iris Environmental  
**Project:** Romic Soil Investigation(Romic EPA) - 2081 Bay Road,East Palo Alto,CA

Sample	File ID	DF	Analyzed	By	Prep Date	Prep Batch	Analytical Batch
OP4270-MS	Y8979.D	1	07/23/11	MT	07/20/11	OP4270	EY428
OP4270-MSD	Y8980.D	1	07/23/11	MT	07/20/11	OP4270	EY428
C17043-20	Y8919.D	1	07/20/11	MT	07/20/11	OP4270	EY425

**The QC reported here applies to the following samples:** **Method:** SW846 8270C

C17043-9, C17043-11, C17043-17, C17043-20, C17043-28, C17043-31, C17043-11A, C17043-28A

CAS No.	Surrogate Recoveries	MS	MSD	C17043-20	Limits
367-12-4	2-Fluorophenol	39%	37%	38%	20-100%
4165-62-2	Phenol-d5	6% * b	4% * b	36%	20-100%
118-79-6	2,4,6-Tribromophenol	77%	71%	84%	30-100%
4165-60-0	Nitrobenzene-d5	39%	38%	39%	20-100%
321-60-8	2-Fluorobiphenyl	41%	42%	41%	20-106%
1718-51-0	Terphenyl-d14	90%	84%	92%	55-130%

- (a) Outside control limits due to high level in sample relative to spike amount.
- (b) Outside control limits due to matrix interference.

4.3.1  
4

## GC Volatiles

---

5

## QC Data Summaries

---

Includes the following where applicable:

- Method Blank Summaries
- Blank Spike Summaries
- Matrix Spike and Duplicate Summaries



## Method Blank Summary

**Job Number:** C17043  
**Account:** IRISECAO Iris Environmental  
**Project:** Romic Soil Investigation(Romic EPA) - 2081 Bay Road,East Palo Alto,CA

Sample	File ID	DF	Analyzed	By	Prep Date	Prep Batch	Analytical Batch
GJK884-MB	JK21361.D	1	07/28/11	TT	n/a	n/a	GJK884

The QC reported here applies to the following samples:

Method: SW846 8015B

C17043-1, C17043-2, C17043-3, C17043-4, C17043-5, C17043-6, C17043-7, C17043-8, C17043-9, C17043-10, C17043-11, C17043-12, C17043-13, C17043-14, C17043-15, C17043-17, C17043-20, C17043-2A, C17043-31, C17043-11A

CAS No.	Compound	Result	RL	MDL	Units	Q
	TPH-GRO (C6-C10)	ND	0.10	0.050	mg/kg	

CAS No.	Surrogate Recoveries	Limits
98-08-8	aaa-Trifluorotoluene	88% 60-157%

## Method Blank Summary

**Job Number:** C17043  
**Account:** IRISECAO Iris Environmental  
**Project:** Romic Soil Investigation(Romic EPA) - 2081 Bay Road,East Palo Alto,CA

Sample	File ID	DF	Analyzed	By	Prep Date	Prep Batch	Analytical Batch
GJK886-MB	JK21441.D	1	07/31/11	TT	n/a	n/a	GJK886

The QC reported here applies to the following samples:

Method: SW846 8015B

C17043-16, C17043-28, C17043-16A, C17043-28A

CAS No.	Compound	Result	RL	MDL	Units	Q
	TPH-GRO (C6-C10)	ND	0.10	0.050	mg/kg	

CAS No.	Surrogate Recoveries	Limits
98-08-8	aaa-Trifluorotoluene	87% 60-157%

# Blank Spike/Blank Spike Duplicate Summary

**Job Number:** C17043  
**Account:** IRISECAO Iris Environmental  
**Project:** Romic Soil Investigation(Romic EPA) - 2081 Bay Road,East Palo Alto,CA

Sample	File ID	DF	Analyzed	By	Prep Date	Prep Batch	Analytical Batch
GJK884-BS	JK21359.D	1	07/28/11	TT	n/a	n/a	GJK884
GJK884-BSD	JK21360.D	1	07/28/11	TT	n/a	n/a	GJK884

**The QC reported here applies to the following samples:** **Method:** SW846 8015B

C17043-1, C17043-2, C17043-3, C17043-4, C17043-5, C17043-6, C17043-7, C17043-8, C17043-9, C17043-10, C17043-11, C17043-12, C17043-13, C17043-14, C17043-15, C17043-17, C17043-20, C17043-2A, C17043-31, C17043-11A

CAS No.	Compound	Spike mg/kg	BSP mg/kg	BSP %	BSD mg/kg	BSD %	RPD	Limits Rec/RPD
	TPH-GRO (C6-C10)	0.5	0.521	104	0.508	102	3	65-135/30

CAS No.	Surrogate Recoveries	BSP	BSD	Limits
98-08-8	aaa-Trifluorotoluene	118%	120%	60-157%

5.2.1  
5

# Blank Spike/Blank Spike Duplicate Summary

**Job Number:** C17043  
**Account:** IRISECAO Iris Environmental  
**Project:** Romic Soil Investigation(Romic EPA) - 2081 Bay Road,East Palo Alto,CA

Sample	File ID	DF	Analyzed	By	Prep Date	Prep Batch	Analytical Batch
GJK886-BS	JK21438.D	1	07/30/11	TT	n/a	n/a	GJK886
GJK886-BSD	JK21439.D	1	07/30/11	TT	n/a	n/a	GJK886

The QC reported here applies to the following samples: Method: SW846 8015B

C17043-16, C17043-28, C17043-16A, C17043-28A

CAS No.	Compound	Spike mg/kg	BSP mg/kg	BSP %	BSD mg/kg	BSD %	RPD	Limits Rec/RPD
	TPH-GRO (C6-C10)	0.5	0.510	102	0.511	102	0	65-135/30

CAS No.	Surrogate Recoveries	BSP	BSD	Limits
98-08-8	aaa-Trifluorotoluene	115%	115%	60-157%

5.2.2  
5

# Matrix Spike/Matrix Spike Duplicate Summary

**Job Number:** C17043  
**Account:** IRISECAO Iris Environmental  
**Project:** Romic Soil Investigation(Romic EPA) - 2081 Bay Road,East Palo Alto,CA

Sample	File ID	DF	Analyzed	By	Prep Date	Prep Batch	Analytical Batch
C17043-9MS	JK21384.D	1	07/29/11	TT	n/a	n/a	GJK884
C17043-9MSD	JK21385.D	1	07/29/11	TT	n/a	n/a	GJK884
C17043-9	JK21371.D	1	07/29/11	TT	n/a	n/a	GJK884

**The QC reported here applies to the following samples:** **Method:** SW846 8015B

C17043-1, C17043-2, C17043-3, C17043-4, C17043-5, C17043-6, C17043-7, C17043-8, C17043-9, C17043-10, C17043-11, C17043-12, C17043-13, C17043-14, C17043-15, C17043-17, C17043-20, C17043-2A, C17043-31, C17043-11A

CAS No.	Compound	C17043-9 mg/kg	Spike Q	MS mg/kg	MS %	MSD mg/kg	MSD %	RPD	Limits Rec/RPD
	TPH-GRO (C6-C10)	ND	0.475	0.201	42* a	0.246	52* a	20	65-135/25

CAS No.	Surrogate Recoveries	MS	MSD	C17043-9	Limits
98-08-8	aaa-Trifluorotoluene	100%	105%	89%	60-157%

(a) Outside control limits due to matrix interference.

5.3.1  
5

# Matrix Spike/Matrix Spike Duplicate Summary

**Job Number:** C17043  
**Account:** IRISECAO Iris Environmental  
**Project:** Romic Soil Investigation(Romic EPA) - 2081 Bay Road,East Palo Alto,CA

Sample	File ID	DF	Analyzed	By	Prep Date	Prep Batch	Analytical Batch
C17068-9MS	JK21465.D	1	07/31/11	TT	n/a	n/a	GJK886
C17068-9MSD	JK21466.D	1	07/31/11	TT	n/a	n/a	GJK886
C17068-9	JK21442.D	1	07/31/11	TT	n/a	n/a	GJK886

The QC reported here applies to the following samples:

Method: SW846 8015B

C17043-16, C17043-28, C17043-16A, C17043-28A

CAS No.	Compound	C17068-9 mg/kg	Spike mg/kg	MS mg/kg	MS %	MSD mg/kg	MSD %	RPD	Limits Rec/RPD
	TPH-GRO (C6-C10)	ND	0.477	0.444	93	0.434	90	2	65-135/25

CAS No.	Surrogate Recoveries	MS	MSD	C17068-9	Limits
98-08-8	aaa-Trifluorotoluene	114%	115%	88%	60-157%

5.3.2  
5

## GC Semi-volatiles

---

### QC Data Summaries

---

Includes the following where applicable:

- Method Blank Summaries
- Blank Spike Summaries
- Matrix Spike and Duplicate Summaries

# Method Blank Summary

**Job Number:** C17043  
**Account:** IRISECAO Iris Environmental  
**Project:** Romic Soil Investigation(Romic EPA) - 2081 Bay Road,East Palo Alto,CA

Sample	File ID	DF	Analyzed	By	Prep Date	Prep Batch	Analytical Batch
OP4256-MB	OO22778.D	1	07/27/11	RV	07/19/11	OP4256	G00728

**The QC reported here applies to the following samples:** **Method:** SW846 8081A

C17043-9, C17043-11, C17043-17, C17043-20, C17043-28, C17043-31

CAS No.	Compound	Result	RL	MDL	Units	Q
309-00-2	Aldrin	ND	25	10	ug/kg	
319-84-6	alpha-BHC	ND	25	11	ug/kg	
319-85-7	beta-BHC	ND	25	3.5	ug/kg	
319-86-8	delta-BHC	ND	25	3.5	ug/kg	
58-89-9	gamma-BHC (Lindane)	ND	25	7.5	ug/kg	
12789-03-6	Chlordane	ND	100	100	ug/kg	
60-57-1	Dieldrin	ND	25	3.0	ug/kg	
72-54-8	4,4' -DDD	ND	25	3.5	ug/kg	
72-55-9	4,4' -DDE	ND	25	3.0	ug/kg	
50-29-3	4,4' -DDT	ND	25	3.0	ug/kg	
72-20-8	Endrin	ND	25	3.0	ug/kg	
7421-93-4	Endrin aldehyde	ND	25	6.0	ug/kg	
959-98-8	Endosulfan-I	ND	25	3.5	ug/kg	
33213-65-9	Endosulfan-II	ND	25	3.5	ug/kg	
1031-07-8	Endosulfan sulfate	ND	25	8.0	ug/kg	
76-44-8	Heptachlor	ND	25	6.0	ug/kg	
1024-57-3	Heptachlor epoxide	ND	25	4.0	ug/kg	
72-43-5	Methoxychlor	ND	25	3.5	ug/kg	
8001-35-2	Toxaphene	ND	100	100	ug/kg	

CAS No.	Surrogate Recoveries	Limits	
877-09-8	Tetrachloro-m-xylene	75%	35-132%
877-09-8	Tetrachloro-m-xylene	79%	35-132%
2051-24-3	Decachlorobiphenyl	101%	35-132%
2051-24-3	Decachlorobiphenyl	120%	35-132%



# Method Blank Summary

**Job Number:** C17043  
**Account:** IRISECAO Iris Environmental  
**Project:** Romic Soil Investigation(Romic EPA) - 2081 Bay Road,East Palo Alto,CA

Sample	File ID	DF	Analyzed	By	Prep Date	Prep Batch	Analytical Batch
OP4280-MB	OO22810.D	1	07/27/11	RV	07/22/11	OP4280	G00729

The QC reported here applies to the following samples:

Method: SW846 8081A

C17043-11A, C17043-28A

CAS No.	Compound	Result	RL	MDL	Units	Q
309-00-2	Aldrin	ND	25	10	ug/kg	
319-84-6	alpha-BHC	ND	25	11	ug/kg	
319-85-7	beta-BHC	ND	25	3.5	ug/kg	
319-86-8	delta-BHC	ND	25	3.5	ug/kg	
58-89-9	gamma-BHC (Lindane)	ND	25	7.5	ug/kg	
12789-03-6	Chlordane	ND	100	100	ug/kg	
60-57-1	Dieldrin	ND	25	3.0	ug/kg	
72-54-8	4,4' -DDD	ND	25	3.5	ug/kg	
72-55-9	4,4' -DDE	ND	25	3.0	ug/kg	
50-29-3	4,4' -DDT	ND	25	3.0	ug/kg	
72-20-8	Endrin	ND	25	3.0	ug/kg	
7421-93-4	Endrin aldehyde	ND	25	6.0	ug/kg	
959-98-8	Endosulfan-I	ND	25	3.5	ug/kg	
33213-65-9	Endosulfan-II	ND	25	3.5	ug/kg	
1031-07-8	Endosulfan sulfate	ND	25	8.0	ug/kg	
76-44-8	Heptachlor	ND	25	6.0	ug/kg	
1024-57-3	Heptachlor epoxide	ND	25	4.0	ug/kg	
72-43-5	Methoxychlor	ND	25	3.5	ug/kg	
8001-35-2	Toxaphene	ND	100	100	ug/kg	

CAS No.	Surrogate Recoveries	Limits	
877-09-8	Tetrachloro-m-xylene	66%	35-132%
877-09-8	Tetrachloro-m-xylene	71%	35-132%
2051-24-3	Decachlorobiphenyl	83%	35-132%
2051-24-3	Decachlorobiphenyl	103%	35-132%

## Method Blank Summary

**Job Number:** C17043  
**Account:** IRISECAO Iris Environmental  
**Project:** Romic Soil Investigation(Romic EPA) - 2081 Bay Road,East Palo Alto,CA

Sample	File ID	DF	Analyzed	By	Prep Date	Prep Batch	Analytical Batch
OP4257-MB	PP20210.D	1	07/20/11	RV	07/19/11	OP4257	GPP687

The QC reported here applies to the following samples:

Method: SW846 8082

C17043-9, C17043-11, C17043-17, C17043-20, C17043-28, C17043-31

CAS No.	Compound	Result	RL	MDL	Units	Q
12674-11-2	Aroclor 1016	ND	100	17	ug/kg	
11104-28-2	Aroclor 1221	ND	100	50	ug/kg	
11141-16-5	Aroclor 1232	ND	100	50	ug/kg	
53469-21-9	Aroclor 1242	ND	100	50	ug/kg	
12672-29-6	Aroclor 1248	ND	100	50	ug/kg	
11097-69-1	Aroclor 1254	ND	100	50	ug/kg	
11096-82-5	Aroclor 1260	ND	100	20	ug/kg	

CAS No.	Surrogate Recoveries	Limits	
877-09-8	Tetrachloro-m-xylene	70%	45-108%
877-09-8	Tetrachloro-m-xylene	71%	45-108%
2051-24-3	Decachlorobiphenyl	102%	54-121%
2051-24-3	Decachlorobiphenyl	82%	54-121%

## Method Blank Summary

**Job Number:** C17043

**Account:** IRISECAO Iris Environmental

**Project:** Romic Soil Investigation(Romic EPA) - 2081 Bay Road,East Palo Alto,CA

Sample	File ID	DF	Analyzed	By	Prep Date	Prep Batch	Analytical Batch
OP4281-MB	PP20324.D	1	07/22/11	RV	07/22/11	OP4281	GPP689

The QC reported here applies to the following samples:

Method: SW846 8082

C17043-11A, C17043-28A

CAS No.	Compound	Result	RL	MDL	Units	Q
12674-11-2	Aroclor 1016	ND	100	17	ug/kg	
11104-28-2	Aroclor 1221	ND	100	50	ug/kg	
11141-16-5	Aroclor 1232	ND	100	50	ug/kg	
53469-21-9	Aroclor 1242	ND	100	50	ug/kg	
12672-29-6	Aroclor 1248	ND	100	50	ug/kg	
11097-69-1	Aroclor 1254	ND	100	50	ug/kg	
11096-82-5	Aroclor 1260	ND	100	20	ug/kg	

CAS No.	Surrogate Recoveries	Results	Limits
877-09-8	Tetrachloro-m-xylene	70%	45-108%
877-09-8	Tetrachloro-m-xylene	73%	45-108%
2051-24-3	Decachlorobiphenyl	91%	54-121%
2051-24-3	Decachlorobiphenyl	81%	54-121%

# Method Blank Summary

**Job Number:** C17043  
**Account:** IRISECAO Iris Environmental  
**Project:** Romic Soil Investigation(Romic EPA) - 2081 Bay Road,East Palo Alto,CA

Sample	File ID	DF	Analyzed	By	Prep Date	Prep Batch	Analytical Batch
OP4273-MB	HH15321.D	1	07/21/11	JH	07/21/11	OP4273	GHH526

The QC reported here applies to the following samples:

Method: SW846 8015B M

C17043-1, C17043-2, C17043-3, C17043-4, C17043-5, C17043-6, C17043-7, C17043-8, C17043-9, C17043-10, C17043-11

CAS No.	Compound	Result	RL	MDL	Units	Q
	TPH (C10-C28)	ND	10	5.0	mg/kg	
	TPH (> C28-C40)	ND	20	10	mg/kg	

CAS No.	Surrogate Recoveries	Limits
630-01-3	Hexacosane	72% 45-140%

## Method Blank Summary

**Job Number:** C17043  
**Account:** IRISECAO Iris Environmental  
**Project:** Romic Soil Investigation(Romic EPA) - 2081 Bay Road,East Palo Alto,CA

Sample	File ID	DF	Analyzed	By	Prep Date	Prep Batch	Analytical Batch
OP4276-MB	HH15369.D	1	07/23/11	JH	07/21/11	OP4276	GHH527

The QC reported here applies to the following samples:

Method: SW846 8015B M

C17043-14, C17043-15, C17043-16, C17043-17, C17043-20, C17043-28, C17043-31

CAS No.	Compound	Result	RL	MDL	Units	Q
	TPH (C10-C28)	ND	10	5.0	mg/kg	
	TPH (> C28-C40)	ND	20	10	mg/kg	

CAS No.	Surrogate Recoveries	Limits
630-01-3	Hexacosane	60% 45-140%

## Method Blank Summary

**Job Number:** C17043  
**Account:** IRISECAO Iris Environmental  
**Project:** Romic Soil Investigation(Romic EPA) - 2081 Bay Road,East Palo Alto,CA

Sample	File ID	DF	Analyzed	By	Prep Date	Prep Batch	Analytical Batch
OP4277-MB	HH15382.D	1	07/23/11	JH	07/21/11	OP4277	GHH527

The QC reported here applies to the following samples:

Method: SW846 8015B M

C17043-2A, C17043-11A, C17043-16A, C17043-28A

CAS No.	Compound	Result	RL	MDL	Units	Q
	TPH (C10-C28)	ND	10	5.0	mg/kg	
	TPH (> C28-C40)	ND	20	10	mg/kg	

CAS No.	Surrogate Recoveries	Limits
630-01-3	Hexacosane	69% 45-140%

## Method Blank Summary

**Job Number:** C17043  
**Account:** IRISECAO Iris Environmental  
**Project:** Romic Soil Investigation(Romic EPA) - 2081 Bay Road,East Palo Alto,CA

Sample	File ID	DF	Analyzed	By	Prep Date	Prep Batch	Analytical Batch
OP4309-MB	GG27185.D	1	07/27/11	JH	07/26/11	OP4309	GGG730

The QC reported here applies to the following samples:

Method: SW846 8015B M

C17043-12, C17043-13

CAS No.	Compound	Result	RL	MDL	Units	Q
	TPH (C10-C28)	ND	10	5.0	mg/kg	
	TPH (> C28-C40)	ND	20	10	mg/kg	

CAS No.	Surrogate Recoveries	Limits
630-01-3	Hexacosane	77% 45-140%

# Blank Spike/Blank Spike Duplicate Summary

**Job Number:** C17043  
**Account:** IRISECAO Iris Environmental  
**Project:** Romic Soil Investigation(Romic EPA) - 2081 Bay Road,East Palo Alto,CA

Sample	File ID	DF	Analyzed	By	Prep Date	Prep Batch	Analytical Batch
OP4256-BS	OO22776.D	1	07/27/11	RV	07/19/11	OP4256	GOO728
OP4256-BSD	OO22777.D	1	07/27/11	RV	07/19/11	OP4256	GOO728

**The QC reported here applies to the following samples:** **Method:** SW846 8081A

C17043-9, C17043-11, C17043-17, C17043-20, C17043-28, C17043-31

CAS No.	Compound	Spike ug/kg	BSP ug/kg	BSP %	BSD ug/kg	BSD %	RPD	Limits Rec/RPD
309-00-2	Aldrin	100	74.5	75	71.5	72	4	40-140/30
319-84-6	alpha-BHC	100	77.8	78	74.1	74	5	40-140/30
319-85-7	beta-BHC	100	81.9	82	76.1	76	7	40-140/30
319-86-8	delta-BHC	100	93.2	93	85.7	86	8	40-140/30
58-89-9	gamma-BHC (Lindane)	100	79.1	79	74.6	75	6	40-140/30
60-57-1	Dieldrin	100	88.3	88	81.5	82	8	40-145/30
72-54-8	4,4'-DDD	100	104	104	94.9	95	9	40-140/30
72-55-9	4,4'-DDE	100	91.2	91	79.4	79	14	40-140/30
50-29-3	4,4'-DDT	100	91.3	91	84.3	84	8	40-140/30
72-20-8	Endrin	100	84.7	85	70.4	70	18	40-140/30
7421-93-4	Endrin aldehyde	100	107	107	105	105	2	40-140/30
959-98-8	Endosulfan-I	100	90.4	90	83.6	84	8	40-140/30
33213-65-9	Endosulfan-II	100	102	102	99.6	100	2	40-140/30
1031-07-8	Endosulfan sulfate	100	113	113	109	109	4	40-140/30
76-44-8	Heptachlor	100	79.1	79	76.8	77	3	40-140/30
1024-57-3	Heptachlor epoxide	100	82.7	83	77.7	78	6	40-140/30
72-43-5	Methoxychlor	100	92.4	92	97.4	97	5	40-140/30

CAS No.	Surrogate Recoveries	BSP	BSD	Limits
877-09-8	Tetrachloro-m-xylene	72%	70%	35-132%
877-09-8	Tetrachloro-m-xylene	75%	74%	35-132%
2051-24-3	Decachlorobiphenyl	98%	96%	35-132%
2051-24-3	Decachlorobiphenyl	115%	112%	35-132%



# Blank Spike/Blank Spike Duplicate Summary

**Job Number:** C17043  
**Account:** IRISECAO Iris Environmental  
**Project:** Romic Soil Investigation(Romic EPA) - 2081 Bay Road, East Palo Alto, CA

Sample	File ID	DF	Analyzed	By	Prep Date	Prep Batch	Analytical Batch
OP4280-BS	OO22808.D	1	07/27/11	RV	07/22/11	OP4280	GOO729
OP4280-BSD	OO22809.D	1	07/27/11	RV	07/22/11	OP4280	GOO729

The QC reported here applies to the following samples: Method: SW846 8081A

C17043-11A, C17043-28A

CAS No.	Compound	Spike ug/kg	BSP ug/kg	BSP %	BSD ug/kg	BSD %	RPD	Limits Rec/RPD
309-00-2	Aldrin	100	71.2	71	70.2	70	1	40-140/30
319-84-6	alpha-BHC	100	74.8	75	73.4	73	2	40-140/30
319-85-7	beta-BHC	100	77.9	78	76.8	77	1	40-140/30
319-86-8	delta-BHC	100	87.6	88	87.1	87	1	40-140/30
58-89-9	gamma-BHC (Lindane)	100	76.1	76	75.0	75	1	40-140/30
60-57-1	Dieldrin	100	81.0	81	79.0	79	3	40-145/30
72-54-8	4,4'-DDD	100	93.6	94	91.6	92	2	40-140/30
72-55-9	4,4'-DDE	100	80.4	80	79.1	79	2	40-140/30
50-29-3	4,4'-DDT	100	86.9	87	85.8	86	1	40-140/30
72-20-8	Endrin	100	84.5	85	82.0	82	3	40-140/30
7421-93-4	Endrin aldehyde	100	96.2	96	94.5	95	2	40-140/30
959-98-8	Endosulfan-I	100	84.3	84	83.2	83	1	40-140/30
33213-65-9	Endosulfan-II	100	101	101	94.6	95	7	40-140/30
1031-07-8	Endosulfan sulfate	100	104	104	104	104	0	40-140/30
76-44-8	Heptachlor	100	79.3	79	78.2	78	1	40-140/30
1024-57-3	Heptachlor epoxide	100	80.3	80	79.5	80	1	40-140/30
72-43-5	Methoxychlor	100	102	102	94.1	94	8	40-140/30

CAS No.	Surrogate Recoveries	BSP	BSD	Limits
877-09-8	Tetrachloro-m-xylene	66%	64%	35-132%
877-09-8	Tetrachloro-m-xylene	68%	69%	35-132%
2051-24-3	Decachlorobiphenyl	83%	83%	35-132%
2051-24-3	Decachlorobiphenyl	102%	102%	35-132%

# Blank Spike/Blank Spike Duplicate Summary

**Job Number:** C17043  
**Account:** IRISECAO Iris Environmental  
**Project:** Romic Soil Investigation(Romic EPA) - 2081 Bay Road,East Palo Alto,CA

Sample	File ID	DF	Analyzed	By	Prep Date	Prep Batch	Analytical Batch
OP4257-BS	PP20211.D	1	07/20/11	RV	07/19/11	OP4257	GPP687
OP4257-BSD	PP20212.D	1	07/20/11	RV	07/19/11	OP4257	GPP687

The QC reported here applies to the following samples: Method: SW846 8082

C17043-9, C17043-11, C17043-17, C17043-20, C17043-28, C17043-31

CAS No.	Compound	Spike ug/kg	BSP ug/kg	BSP %	BSD ug/kg	BSD %	RPD	Limits Rec/RPD
12674-11-2	Aroclor 1016	400	273	68	316	79	15	40-145/30
11096-82-5	Aroclor 1260	400	332	83	355	89	7	40-145/30

CAS No.	Surrogate Recoveries	BSP	BSD	Limits
877-09-8	Tetrachloro-m-xylene	69%	75%	45-108%
877-09-8	Tetrachloro-m-xylene	68%	72%	45-108%
2051-24-3	Decachlorobiphenyl	99%	100%	54-121%
2051-24-3	Decachlorobiphenyl	81%	82%	54-121%

6.2.3

6

# Blank Spike/Blank Spike Duplicate Summary

**Job Number:** C17043  
**Account:** IRISECAO Iris Environmental  
**Project:** Romic Soil Investigation(Romic EPA) - 2081 Bay Road, East Palo Alto, CA

Sample	File ID	DF	Analyzed	By	Prep Date	Prep Batch	Analytical Batch
OP4281-BS	PP20315.D	1	07/22/11	RV	07/22/11	OP4281	GPP689
OP4281-BSD	PP20316.D	1	07/22/11	RV	07/22/11	OP4281	GPP689

The QC reported here applies to the following samples: Method: SW846 8082

C17043-11A, C17043-28A

CAS No.	Compound	Spike ug/kg	BSP ug/kg	BSP %	BSD ug/kg	BSD %	RPD	Limits Rec/RPD
12674-11-2	Aroclor 1016	400	294	74	297	74	1	40-145/30
11096-82-5	Aroclor 1260	400	344	86	352	88	2	40-145/30

CAS No.	Surrogate Recoveries	BSP	BSD	Limits
877-09-8	Tetrachloro-m-xylene	73%	75%	45-108%
877-09-8	Tetrachloro-m-xylene	78%	79%	45-108%
2051-24-3	Decachlorobiphenyl	92%	95%	54-121%
2051-24-3	Decachlorobiphenyl	87%	89%	54-121%

6.2.4  
6

# Blank Spike/Blank Spike Duplicate Summary

**Job Number:** C17043  
**Account:** IRISECAO Iris Environmental  
**Project:** Romic Soil Investigation(Romic EPA) - 2081 Bay Road,East Palo Alto,CA

Sample	File ID	DF	Analyzed	By	Prep Date	Prep Batch	Analytical Batch
OP4273-BS	HH15322.D	1	07/21/11	JH	07/21/11	OP4273	GHH526
OP4273-BSD	HH15323.D	1	07/21/11	JH	07/21/11	OP4273	GHH526

The QC reported here applies to the following samples: Method: SW846 8015B M

C17043-1, C17043-2, C17043-3, C17043-4, C17043-5, C17043-6, C17043-7, C17043-8, C17043-9, C17043-10, C17043-11

CAS No.	Compound	Spike mg/kg	BSP mg/kg	BSP %	BSD mg/kg	BSD %	RPD	Limits Rec/RPD
	TPH (C10-C28)	100	62.1	62	62.8	63	1	45-140/30
	TPH (> C28-C40)	100	61.0	61	70.1	70	14	45-140/30

CAS No.	Surrogate Recoveries	BSP	BSD	Limits
630-01-3	Hexacosane	67%	74%	45-140%

6.2.5

6

# Blank Spike/Blank Spike Duplicate Summary

**Job Number:** C17043  
**Account:** IRISECAO Iris Environmental  
**Project:** Romic Soil Investigation(Romic EPA) - 2081 Bay Road,East Palo Alto,CA

Sample	File ID	DF	Analyzed	By	Prep Date	Prep Batch	Analytical Batch
OP4276-BS	HH15370.D	1	07/23/11	JH	07/21/11	OP4276	GHH527
OP4276-BSD	HH15371.D	1	07/23/11	JH	07/21/11	OP4276	GHH527

The QC reported here applies to the following samples: Method: SW846 8015B M

C17043-14, C17043-15, C17043-16, C17043-17, C17043-20, C17043-28, C17043-31

CAS No.	Compound	Spike mg/kg	BSP mg/kg	BSP %	BSD mg/kg	BSD %	RPD	Limits Rec/RPD
	TPH (C10-C28)	100	72.3	72	66.2	66	9	45-140/30
	TPH (> C28-C40)	100	70.2	70	62.5	63	12	45-140/30

CAS No.	Surrogate Recoveries	BSP	BSD	Limits
630-01-3	Hexacosane	75%	65%	45-140%

6.2.6

6

# Blank Spike/Blank Spike Duplicate Summary

**Job Number:** C17043  
**Account:** IRISECAO Iris Environmental  
**Project:** Romic Soil Investigation(Romic EPA) - 2081 Bay Road,East Palo Alto,CA

Sample	File ID	DF	Analyzed	By	Prep Date	Prep Batch	Analytical Batch
OP4277-BS	HH15383.D	1	07/23/11	JH	07/21/11	OP4277	GHH527
OP4277-BSD	HH15384.D	1	07/23/11	JH	07/21/11	OP4277	GHH527

The QC reported here applies to the following samples: Method: SW846 8015B M

C17043-2A, C17043-11A, C17043-16A, C17043-28A

CAS No.	Compound	Spike mg/kg	BSP mg/kg	BSP %	BSD mg/kg	BSD %	RPD	Limits Rec/RPD
	TPH (C10-C28)	100	71.9	72	71.1	71	1	45-140/30
	TPH (> C28-C40)	100	67.4	67	64.2	64	5	45-140/30

CAS No.	Surrogate Recoveries	BSP	BSD	Limits
630-01-3	Hexacosane	74%	68%	45-140%

6.2.7  
6

# Blank Spike/Blank Spike Duplicate Summary

**Job Number:** C17043  
**Account:** IRISECAO Iris Environmental  
**Project:** Romic Soil Investigation(Romic EPA) - 2081 Bay Road, East Palo Alto, CA

Sample	File ID	DF	Analyzed	By	Prep Date	Prep Batch	Analytical Batch
OP4309-BS	GG27186.D	1	07/27/11	JH	07/26/11	OP4309	GGG730
OP4309-BSD	GG27187.D	1	07/27/11	JH	07/26/11	OP4309	GGG730

The QC reported here applies to the following samples: Method: SW846 8015B M

C17043-12, C17043-13

CAS No.	Compound	Spike mg/kg	BSP mg/kg	BSP %	BSD mg/kg	BSD %	RPD	Limits Rec/RPD
	TPH (C10-C28)	100	65.1	65	65.3	65	0	45-140/30
	TPH (> C28-C40)	100	63.8	64	63.6	64	0	45-140/30

CAS No.	Surrogate Recoveries	BSP	BSD	Limits
630-01-3	Hexacosane	76%	74%	45-140%

6.2.8  
6

# Blank Spike/Blank Spike Duplicate Summary

**Job Number:** C17043  
**Account:** IRISECAO Iris Environmental  
**Project:** Romic Soil Investigation(Romic EPA) - 2081 Bay Road,East Palo Alto,CA

Sample	File ID	DF	Analyzed	By	Prep Date	Prep Batch	Analytical Batch
OP4309-BS	GG27186.D	1	07/27/11	JH	07/26/11	OP4309	GGG730
OP4309-BSD	HH15676.D	1	07/29/11	JH	07/26/11	OP4309	GHH532

The QC reported here applies to the following samples: Method: SW846 8015B M

C17043-12, C17043-13

CAS No.	Compound	Spike mg/kg	BSP mg/kg	BSP %	BSD mg/kg	BSD %	RPD	Limits Rec/RPD
	TPH (C10-C28)	100	65.1	65	67.6	68	2	45-140/30
	TPH (> C28-C40)	100	63.8	64	69.1	69	3	45-140/30

CAS No.	Surrogate Recoveries	BSP	BSD	Limits
630-01-3	Hexacosane	76%	71%	45-140%

6.2.9

6



# Matrix Spike/Matrix Spike Duplicate Summary

**Job Number:** C17043  
**Account:** IRISECAO Iris Environmental  
**Project:** Romic Soil Investigation(Romic EPA) - 2081 Bay Road,East Palo Alto,CA

Sample	File ID	DF	Analyzed	By	Prep Date	Prep Batch	Analytical Batch
OP4280-MS <sup>a</sup>	OO22818.D	20	07/28/11	RV	07/22/11	OP4280	G00729
OP4280-MSD <sup>a</sup>	OO22819.D	20	07/28/11	RV	07/22/11	OP4280	G00729
C17064-24 <sup>a</sup>	OO22817.D	20	07/28/11	RV	07/22/11	OP4280	G00729

The QC reported here applies to the following samples:

Method: SW846 8081A

C17043-11A, C17043-28A

CAS No.	Compound	C17064-24 ug/kg	Spike Q ug/kg	MS ug/kg	MS %	MSD ug/kg	MSD %	RPD	Limits Rec/RPD
309-00-2	Aldrin	ND	100	120	124	120	118	5	40-140/40
319-84-6	alpha-BHC	ND	100	40	40	35	35* <sup>b</sup>	15	40-140/40
319-85-7	beta-BHC	ND	100	166	166* <sup>b</sup>	157	157* <sup>b</sup>	6	40-140/40
319-86-8	delta-BHC	ND	100	109	109	108	108	1	40-140/40
58-89-9	gamma-BHC (Lindane)	ND	100	59	59	60	60	2	40-140/40
60-57-1	Dieldrin	ND	100	81.4	81	86.7	87	6	40-145/40
72-54-8	4,4'-DDD	ND	100	80.1	80	77.5	78	3	40-140/40
72-55-9	4,4'-DDE	ND	100	89.3	89	85.7	86	4	40-140/40
50-29-3	4,4'-DDT	ND	100	121	121	115	115	5	40-140/40
72-20-8	Endrin	ND	100	109	109	108	108	1	40-145/40
7421-93-4	Endrin aldehyde	ND	100	403	403* <sup>b</sup>	383	383* <sup>b</sup>	5	40-140/40
959-98-8	Endosulfan-I	ND	100	205	205* <sup>b</sup>	200	200* <sup>b</sup>	2	40-140/40
33213-65-9	Endosulfan-II	ND	100	176	176* <sup>b</sup>	173	173* <sup>b</sup>	2	40-140/40
1031-07-8	Endosulfan sulfate	ND	100	84	84	86	86	2	40-140/40
76-44-8	Heptachlor	ND	100	301	301* <sup>b</sup>	282	282* <sup>b</sup>	7	40-140/40
1024-57-3	Heptachlor epoxide	ND	100	174	174* <sup>b</sup>	178	178* <sup>b</sup>	2	40-140/40
72-43-5	Methoxychlor	ND	100	145	145* <sup>b</sup>	153	153* <sup>b</sup>	5	40-140/40

CAS No.	Surrogate Recoveries	MS	MSD	C17064-24	Limits
877-09-8	Tetrachloro-m-xylene	53%	48%	53%	35-132%
877-09-8	Tetrachloro-m-xylene	81%	69%	76%	35-132%
2051-24-3	Decachlorobiphenyl	102%	91%	93%	35-132%
2051-24-3	Decachlorobiphenyl	108%	101%	114%	35-132%

- (a) Reporting limits raised due to high concentration of PCB (Aroclor 1260) and non-target Hydrocarbons.
- (b) Outside control limits due to the presence of other Aroclors.

# Matrix Spike/Matrix Spike Duplicate Summary

**Job Number:** C17043  
**Account:** IRISECAO Iris Environmental  
**Project:** Romic Soil Investigation(Romic EPA) - 2081 Bay Road,East Palo Alto,CA

Sample	File ID	DF	Analyzed	By	Prep Date	Prep Batch	Analytical Batch
OP4257-MS	PP20208.D	1	07/20/11	RV	07/19/11	OP4257	GPP687
OP4257-MSD	PP20209.D	1	07/20/11	RV	07/19/11	OP4257	GPP687
C17019-28	PP20207.D	1	07/20/11	RV	07/19/11	OP4257	GPP687

The QC reported here applies to the following samples: Method: SW846 8082

C17043-9, C17043-11, C17043-17, C17043-20, C17043-28, C17043-31

CAS No.	Compound	C17019-28 ug/kg	Spike Q ug/kg	MS ug/kg	MS %	MSD ug/kg	MSD %	RPD	Limits Rec/RPD
12674-11-2	Aroclor 1016	ND	396	283	71	299	75	5	40-145/40
11096-82-5	Aroclor 1260	ND	396	323	82	362	91	11	40-145/40

CAS No.	Surrogate Recoveries	MS	MSD	C17019-28	Limits
877-09-8	Tetrachloro-m-xylene	64%	67%	57%	45-108%
877-09-8	Tetrachloro-m-xylene	57%	63%	47%	45-108%
2051-24-3	Decachlorobiphenyl	92%	100%	85%	54-121%
2051-24-3	Decachlorobiphenyl	73%	79%	66%	54-121%

6.3.2  
6

# Matrix Spike/Matrix Spike Duplicate Summary

**Job Number:** C17043  
**Account:** IRISECAO Iris Environmental  
**Project:** Romic Soil Investigation(Romic EPA) - 2081 Bay Road,East Palo Alto,CA

Sample	File ID	DF	Analyzed	By	Prep Date	Prep Batch	Analytical Batch
OP4281-MS	PP20381.D	10	07/24/11	RV	07/22/11	OP4281	GPP690
OP4281-MSD	PP20382.D	10	07/24/11	RV	07/22/11	OP4281	GPP690
C17064-24	PP20319.D	1	07/22/11	RV	07/22/11	OP4281	GPP689
C17064-24	PP20380.D	10	07/24/11	RV	07/22/11	OP4281	GPP690

The QC reported here applies to the following samples: Method: SW846 8082

C17043-11A, C17043-28A

CAS No.	Compound	C17064-24 ug/kg	Spike Q ug/kg	MS ug/kg	MS %	MSD ug/kg	MSD %	RPD	Limits Rec/RPD
12674-11-2	Aroclor 1016	ND	400	2620	655* a	2100	525* a	22	40-145/40
11096-82-5	Aroclor 1260	ND	400	565	141	558	140	1	40-145/40

CAS No.	Surrogate Recoveries	MS	MSD	C17064-24	C17064-24	Limits
877-09-8	Tetrachloro-m-xylene	68%	66%	81%	80%	45-108%
877-09-8	Tetrachloro-m-xylene	52%	62%	49%	65%	45-108%
2051-24-3	Decachlorobiphenyl	75%	91%	89%	72%	54-121%
2051-24-3	Decachlorobiphenyl	65%	74%	73%	63%	54-121%

(a) Outside control limits due to the presence of other Aroclors.

6.3.3  
6

# Matrix Spike/Matrix Spike Duplicate Summary

**Job Number:** C17043  
**Account:** IRISECAO Iris Environmental  
**Project:** Romic Soil Investigation(Romic EPA) - 2081 Bay Road,East Palo Alto,CA

Sample	File ID	DF	Analyzed	By	Prep Date	Prep Batch	Analytical Batch
OP4276-MS	HH15725.D	3	07/30/11	JH	07/21/11	OP4276	GHH532
OP4276-MSD	HH15726.D	3	07/30/11	JH	07/21/11	OP4276	GHH532
C17064-24	GG27118.D	3	07/26/11	JH	07/21/11	OP4276	GGG728

The QC reported here applies to the following samples: Method: SW846 8015B M

C17043-14, C17043-15, C17043-16, C17043-17, C17043-20, C17043-28, C17043-31

CAS No.	Compound	C17064-24 mg/kg	Spike Q mg/kg	MS mg/kg	MS %	MSD mg/kg	MSD %	RPD	Limits Rec/RPD
	TPH (C10-C28)	356	100	393	37* a	440	84	11	45-140/30
	TPH (> C28-C40)	137	100	216	79	244	107	12	45-140/30

CAS No.	Surrogate Recoveries	MS	MSD	C17064-24	Limits
630-01-3	Hexacosane	69%	76%	75%	45-140%

(a) Outside control limits due to high level in sample relative to spike amount.

6.3.4  
6

# Matrix Spike/Matrix Spike Duplicate Summary

**Job Number:** C17043  
**Account:** IRISECAO Iris Environmental  
**Project:** Romic Soil Investigation(Romic EPA) - 2081 Bay Road,East Palo Alto,CA

Sample	File ID	DF	Analyzed	By	Prep Date	Prep Batch	Analytical Batch
OP4309-MS	GG27213.D	1	07/27/11	JH	07/26/11	OP4309	GGG730
OP4309-MSD	GG27214.D	1	07/28/11	JH	07/26/11	OP4309	GGG730
C17127-35	GG27210.D	1	07/27/11	JH	07/26/11	OP4309	GGG730

The QC reported here applies to the following samples:

Method: SW846 8015B M

C17043-12, C17043-13

CAS No.	Compound	C17127-35 mg/kg	Spike Q	mg/kg	MS mg/kg	MS %	MSD mg/kg	MSD %	RPD	Limits Rec/RPD
	TPH (C10-C28)	ND	99	48.1	49	49.6	50	3		45-140/30
	TPH (> C28-C40)	ND	99	46.4	47	46.5	47	0		45-140/30

CAS No.	Surrogate Recoveries	MS	MSD	C17127-35	Limits
630-01-3	Hexacosane	49%	49%	55%	45-140%

6.3.5

6

## Metals Analysis

---

## QC Data Summaries

---

Includes the following where applicable:

- Method Blank Summaries
- Matrix Spike and Duplicate Summaries
- Blank Spike and Lab Control Sample Summaries
- Serial Dilution Summaries

BLANK RESULTS SUMMARY  
Part 2 - Method Blanks

Login Number: C17043  
Account: IRISECAO - Iris Environmental  
Project: Romic Soil Investigation(Romic EPA) - 2081 Bay Road,East Palo Alto,CA

QC Batch ID: MP3733  
Matrix Type: SOLID

Methods: SW846 6010B  
Units: mg/kg

Prep Date: 07/19/11

Metal	RL	IDL	MDL	MB raw	final
Aluminum	20	1.3	2		
Antimony	2.0	.07	.087	0.060	<2.0
Arsenic	2.0	.07	.07	-0.090	<2.0
Barium	20	.04	.035	0.30	<20
Beryllium	1.0	.02	.012	0.0	<1.0
Boron	10	.09	.2		
Cadmium	1.0	.02	.015	-0.010	<1.0
Calcium	500	.71	7.6		
Chromium	1.0	.03	.054	0.070	<1.0
Cobalt	1.0	.02	.022	0.030	<1.0
Copper	2.5	.12	.19	0.40	<2.5
Iron	20	.64	1.6		
Lead	2.0	.07	.054	0.030	<2.0
Magnesium	500	2.7	1.5		
Manganese	1.5	.01	.054		
Molybdenum	2.0	.02	.024	0.030	<2.0
Nickel	1.0	.02	.024	0.030	<1.0
Potassium	1000	1.8	1.3		
Selenium	2.0	.18	.23	0.020	<2.0
Silicon		.12			
Silver	1.0	.03	.044	0.0	<1.0
Sodium	1000	1.5	4.8		
Strontium	1.0	.02	.017		
Thallium	2.0	.05	.073	-0.12	<2.0
Tin	50	.02	.41		
Titanium	1.0	.04	.079		
Vanadium	1.0	.03	.025	-0.010	<1.0
Zinc	2.0	.03	.098	0.73	<2.0

Associated samples MP3733: C17043-1, C17043-2, C17043-3, C17043-4, C17043-5, C17043-6, C17043-7, C17043-8, C17043-9, C17043-10, C17043-11, C17043-12, C17043-13, C17043-14, C17043-15, C17043-16, C17043-17, C17043-20, C17043-28, C17043-31

Results < IDL are shown as zero for calculation purposes  
(\* ) Outside of QC limits  
(anr) Analyte not requested

7.1.1  
7

MATRIX SPIKE AND DUPLICATE RESULTS SUMMARY

Login Number: C17043  
 Account: IRISECAO - Iris Environmental  
 Project: Romic Soil Investigation(Romic EPA) - 2081 Bay Road,East Palo Alto,CA

QC Batch ID: MP3733  
 Matrix Type: SOLID

Methods: SW846 6010B  
 Units: mg/kg

Prep Date: 07/19/11

Metal	C17043-20 Original MS		SpikeLot MPIR4A	% Rec	QC Limits
Aluminum					
Antimony	0.38	14.1	46.7	29.4N(a)	75-125
Arsenic	3.6	42.4	46.7	83.0	75-125
Barium	145	285	46.7	299.6N(a)	75-125
Beryllium	0.96	41.2	46.7	86.1	75-125
Boron					
Cadmium	2.3	42.4	46.7	85.8	75-125
Calcium					
Chromium	115	250	46.7	288.9N(a)	75-125
Cobalt	16.2	54.7	46.7	82.4	75-125
Copper	97.5	144	46.7	99.5	75-125
Iron					
Lead	306	571	46.7	567.1(b)	75-125
Magnesium					
Manganese					
Molybdenum	6.7	50.8	46.7	94.4	75-125
Nickel	48.3	89.6	46.7	88.4	75-125
Potassium					
Selenium	0.35	38.5	46.7	81.6	75-125
Silicon					
Silver	0.30	42.7	46.7	90.7	75-125
Sodium					
Strontium					
Thallium	0.0	40.8	46.7	87.3	75-125
Tin					
Titanium					
Vanadium	70.9	113	46.7	90.1	75-125
Zinc	172	210	46.7	81.3	75-125

Associated samples MP3733: C17043-1, C17043-2, C17043-3, C17043-4, C17043-5, C17043-6, C17043-7, C17043-8, C17043-9, C17043-10, C17043-11, C17043-12, C17043-13, C17043-14, C17043-15, C17043-16, C17043-17, C17043-20, C17043-28, C17043-31

Results < IDL are shown as zero for calculation purposes

(\*) Outside of QC limits

(N) Matrix Spike Rec. outside of QC limits

(anr) Analyte not requested

(a) Spike recovery indicates possible matrix interference and/or sample nonhomogeneity.

(b) Spike amount low relative to the sample amount. Refer to lab control or spike blank for recovery



MATRIX SPIKE AND DUPLICATE RESULTS SUMMARY

Login Number: C17043

Account: IRISECAO - Iris Environmental

Project: Romic Soil Investigation(Romic EPA) - 2081 Bay Road,East Palo Alto,CA

QC Batch ID: MP3733

Methods: SW846 6010B

Matrix Type: SOLID

Units: mg/kg

Prep Date:

Metal

information.

MATRIX SPIKE AND DUPLICATE RESULTS SUMMARY

Login Number: C17043  
 Account: IRISECAO - Iris Environmental  
 Project: Romic Soil Investigation(Romic EPA) - 2081 Bay Road,East Palo Alto,CA

QC Batch ID: MP3733  
 Matrix Type: SOLID

Methods: SW846 6010B  
 Units: mg/kg

Prep Date: 07/19/11

Metal	C17043-20 Original MSD		SpikeLot MPIR4A	% Rec	MSD RPD	QC Limit
Aluminum						
Antimony	0.38	8.3	46.7	16.9N(a)	51.8 (b)	20
Arsenic	3.6	31.8	46.7	60.3N(a)	28.6 (b)	20
Barium	145	163	46.7	38.5N(a)	54.5 (b)	20
Beryllium	0.96	30.7	46.7	63.6N(a)	29.2 (b)	20
Boron						
Cadmium	2.3	31.5	46.7	62.5N(a)	29.5 (b)	20
Calcium						
Chromium	115	122	46.7	15.0N(a)	68.8 (b)	20
Cobalt	16.2	45.8	46.7	63.3N(a)	17.7	20
Copper	97.5	139	46.7	88.8	3.5	20
Iron						
Lead	306	300	46.7	-12.8(c)	62.2 (b)	20
Magnesium						
Manganese						
Molybdenum	6.7	31.9	46.7	53.9N(a)	45.7 (b)	20
Nickel	48.3	79.1	46.7	65.9N(a)	12.4	20
Potassium						
Selenium	0.35	28.8	46.7	60.9N(a)	28.8 (b)	20
Silicon						
Silver	0.30	42.8	46.7	91.0	0.2	20
Sodium						
Strontium						
Thallium	0.0	30.3	46.7	64.8N(a)	29.5 (b)	20
Tin						
Titanium						
Vanadium	70.9	105	46.7	73.0N(a)	7.3	20
Zinc	172	209	46.7	79.2	0.5	20

Associated samples MP3733: C17043-1, C17043-2, C17043-3, C17043-4, C17043-5, C17043-6, C17043-7, C17043-8, C17043-9, C17043-10, C17043-11, C17043-12, C17043-13, C17043-14, C17043-15, C17043-16, C17043-17, C17043-20, C17043-28, C17043-31

Results < IDL are shown as zero for calculation purposes

(\*) Outside of QC limits

(N) Matrix Spike Rec. outside of QC limits

(anr) Analyte not requested

(a) Spike recovery indicates possible matrix interference and/or sample nonhomogeneity.

(b) High RPD due to possible sample nonhomogeneity.

7.12  
 7

MATRIX SPIKE AND DUPLICATE RESULTS SUMMARY

Login Number: C17043

Account: IRISECAO - Iris Environmental

Project: Romic Soil Investigation(Romic EPA) - 2081 Bay Road,East Palo Alto,CA

QC Batch ID: MP3733

Methods: SW846 6010B

Matrix Type: SOLID

Units: mg/kg

Prep Date:

Metal

(c) Spike amount low relative to the sample amount. Refer to lab control or spike blank for recovery information.

SPIKE BLANK AND LAB CONTROL SAMPLE SUMMARY

Login Number: C17043  
 Account: IRISECAO - Iris Environmental  
 Project: Romic Soil Investigation(Romic EPA) - 2081 Bay Road,East Palo Alto,CA

QC Batch ID: MP3733  
 Matrix Type: SOLID

Methods: SW846 6010B  
 Units: mg/kg

Prep Date: 07/19/11

Metal	BSP Result	Spikelot MPIR4A	% Rec	QC Limits
Aluminum				
Antimony	46.9	50	93.8	80-120
Arsenic	46.3	50	92.6	80-120
Barium	43.7	50	87.4	80-120
Beryllium	47.3	50	94.6	80-120
Boron				
Cadmium	46.0	50	92.0	80-120
Calcium				
Chromium	51.1	50	102.2	80-120
Cobalt	49.7	50	99.4	80-120
Copper	47.4	50	94.8	80-120
Iron				
Lead	46.5	50	93.0	80-120
Magnesium				
Manganese				
Molybdenum	48.3	50	96.6	80-120
Nickel	46.3	50	92.6	80-120
Potassium				
Selenium	46.0	50	92.0	80-120
Silicon				
Silver	44.9	50	89.8	80-120
Sodium				
Strontium				
Thallium	47.5	50	95.0	80-120
Tin				
Titanium				
Vanadium	48.1	50	96.2	80-120
Zinc	51.9	50	103.8	80-120

Associated samples MP3733: C17043-1, C17043-2, C17043-3, C17043-4, C17043-5, C17043-6, C17043-7, C17043-8, C17043-9, C17043-10, C17043-11, C17043-12, C17043-13, C17043-14, C17043-15, C17043-16, C17043-17, C17043-20, C17043-28, C17043-31

Results < IDL are shown as zero for calculation purposes  
 (\*) Outside of QC limits  
 (anr) Analyte not requested

SERIAL DILUTION RESULTS SUMMARY

Login Number: C17043  
 Account: IRISECAO - Iris Environmental  
 Project: Romic Soil Investigation(Romic EPA) - 2081 Bay Road,East Palo Alto,CA

QC Batch ID: MP3733  
 Matrix Type: SOLID

Methods: SW846 6010B  
 Units: ug/l

Prep Date: 07/19/11

Metal	C17043-20 Original SDL 1:5		%DIF	QC Limits
Aluminum				
Antimony	4.10	6.60	61.0 (a)	0-10
Arsenic	38.3	37.0	3.4	0-10
Barium	1550	1600	2.9	0-10
Beryllium	10.3	10.6	2.9	0-10
Boron				
Cadmium	24.1	24.1	0.0	0-10
Calcium				
Chromium	1230	1340	8.4	0-10
Cobalt	174	193	10.9*(b)	0-10
Copper	1040	1060	1.2	0-10
Iron				
Lead	3270	3170	3.1	0-10
Magnesium				
Manganese				
Molybdenum	71.2	73.8	3.7	0-10
Nickel	517	498	3.7	0-10
Potassium				
Selenium	3.70	0.00	100.0(a)	0-10
Silicon				
Silver	3.20	11.7	265.6(a)	0-10
Sodium				
Strontium				
Thallium	0.00	5.00		0-10
Tin				
Titanium				
Vanadium	759	809	6.6	0-10
Zinc	1850	2020	9.5	0-10

Associated samples MP3733: C17043-1, C17043-2, C17043-3, C17043-4, C17043-5, C17043-6, C17043-7, C17043-8, C17043-9, C17043-10, C17043-11, C17043-12, C17043-13, C17043-14, C17043-15, C17043-16, C17043-17, C17043-20, C17043-28, C17043-31

Results < IDL are shown as zero for calculation purposes

(\*) Outside of QC limits

(anr) Analyte not requested

(a) Percent difference acceptable due to low initial sample concentration (< 50 times IDL).

(b) Serial dilution indicates possible matrix interference.

7.1.4  
 7

BLANK RESULTS SUMMARY  
Part 2 - Method Blanks

Login Number: C17043  
Account: IRISECAO - Iris Environmental  
Project: Romic Soil Investigation(Romic EPA) - 2081 Bay Road,East Palo Alto,CA

QC Batch ID: MP3750  
Matrix Type: SOLID

Methods: SW846 6010B  
Units: mg/kg

Prep Date: 07/22/11

Metal	RL	IDL	MDL	MB raw	final
Aluminum	20	2	.54		
Antimony	2.0	.98	.23	0.020	<2.0
Arsenic	2.0	.78	.8	-0.080	<2.0
Barium	20	.03	.076	0.37	<20
Beryllium	1.0	.01	.015	0.010	<1.0
Boron	10	.73	.55		
Cadmium	1.0	.06	.04	0.0	<1.0
Calcium	500	1.5	1.3		
Chromium	1.0	.07	.024	0.040	<1.0
Cobalt	1.0	.07	.031	0.030	<1.0
Copper	2.5	.06	.18	0.79	<2.5
Iron	20	.25	1.4		
Lead	2.0	.4	.28	0.010	<2.0
Lithium		.12			
Magnesium	500	1.1	1.1		
Manganese	1.5	.01	.21		
Molybdenum	2.0	.12	.054	0.090	<2.0
Nickel	1.0	.1	.15	0.050	<1.0
Potassium	1000	3			
Selenium	2.0	1.2	.74	0.12	<2.0
Silicon		.76			
Silver	1.0	.05	.24	0.0	<1.0
Sodium	1000	.79	1.2		
Strontium	1.0	.02	.038		
Thallium	2.0	.85	.36	0.050	<2.0
Tin	50	.27	.16		
Titanium	1.0	.02	.071		
Vanadium	1.0	.05	.018	0.010	<1.0
Zinc	2.0	.04	.21	1.9	<2.0

Associated samples MP3750: C17043-2A, C17043-11A, C17043-16A, C17043-28A

Results < IDL are shown as zero for calculation purposes  
(\* ) Outside of QC limits  
(anr) Analyte not requested

MATRIX SPIKE AND DUPLICATE RESULTS SUMMARY

Login Number: C17043  
 Account: IRISECAO - Iris Environmental  
 Project: Romic Soil Investigation(Romic EPA) - 2081 Bay Road,East Palo Alto,CA

QC Batch ID: MP3750  
 Matrix Type: SOLID

Methods: SW846 6010B  
 Units: mg/kg

Prep Date: 07/22/11

Metal	C17096-18 Original MS		SpikeLot MPIR4A	% Rec	QC Limits
Aluminum					
Antimony	0.0	11.8	50	23.6N(a)	75-125
Arsenic	0.0	54.0	50	108.0	75-125
Barium	76.1	167	50	181.8N(a)	75-125
Beryllium	0.0	59.8	50	119.6	75-125
Boron					
Cadmium	0.0	63.7	50	127.4N(a)	75-125
Calcium					
Chromium	84.5	197	50	225.0N(a)	75-125
Cobalt	21.8	93.2	50	142.8N(a)	75-125
Copper	66.2	170	50	207.6N(a)	75-125
Iron					
Lead	36.8	89.2	50	104.8	75-125
Lithium					
Magnesium					
Manganese					
Molybdenum	0.91	54.9	50	108.0	75-125
Nickel	54.4	144	50	179.2N(a)	75-125
Potassium					
Selenium	8.9	66.3	50	114.8	75-125
Silicon					
Silver	0.0	62.9	50	125.8N(a)	75-125
Sodium					
Strontium					
Thallium	0.0	40.7	50	81.4	75-125
Tin					
Titanium					
Vanadium	132	278	50	292.0N(a)	75-125
Zinc	98.5	188	50	179.0N(a)	75-125

Associated samples MP3750: C17043-2A, C17043-11A, C17043-16A, C17043-28A

Results < IDL are shown as zero for calculation purposes

(\*) Outside of QC limits

(N) Matrix Spike Rec. outside of QC limits

(anr) Analyte not requested

(a) Spike recovery indicates possible matrix interference and/or sample nonhomogeneity.

7.2.2  
 7

MATRIX SPIKE AND DUPLICATE RESULTS SUMMARY

Login Number: C17043  
 Account: IRISECAO - Iris Environmental  
 Project: Romic Soil Investigation(Romic EPA) - 2081 Bay Road,East Palo Alto,CA

QC Batch ID: MP3750  
 Matrix Type: SOLID

Methods: SW846 6010B  
 Units: mg/kg

Prep Date: 07/22/11

Metal	C17096-18 Original MSD		SpikeLot MPIR4A	% Rec	MSD RPD	QC Limit
Aluminum						
Antimony	0.0	9.3	50	18.6N(a)	23.7 (b)	20
Arsenic	0.0	43.1	50	86.2	22.5 (b)	20
Barium	76.1	129	50	105.8	25.7 (b)	20
Beryllium	0.0	47.3	50	94.6	23.3 (b)	20
Boron						
Cadmium	0.0	49.6	50	99.2	24.9 (b)	20
Calcium						
Chromium	84.5	154	50	139.0N(a)	24.5 (b)	20
Cobalt	21.8	72.2	50	100.8	25.4 (b)	20
Copper	66.2	123	50	113.6	32.1 (b)	20
Iron						
Lead	36.8	71.3	50	69.0N(a)	22.3 (b)	20
Lithium						
Magnesium						
Manganese						
Molybdenum	0.91	43.5	50	85.2	23.2 (b)	20
Nickel	54.4	113	50	117.2	24.1 (b)	20
Potassium						
Selenium	8.9	52.4	50	87.0	23.4 (b)	20
Silicon						
Silver	0.0	49.1	50	98.2	24.6 (b)	20
Sodium						
Strontium						
Thallium	0.0	34.1	50	68.2N(a)	17.6	20
Tin						
Titanium						
Vanadium	132	211	50	158.0N(a)	27.4 (b)	20
Zinc	98.5	149	50	101.0	23.1 (b)	20

Associated samples MP3750: C17043-2A, C17043-11A, C17043-16A, C17043-28A

Results < IDL are shown as zero for calculation purposes

(\*) Outside of QC limits

(N) Matrix Spike Rec. outside of QC limits

(anr) Analyte not requested

(a) Spike recovery indicates possible matrix interference and/or sample nonhomogeneity.

(b) RPD outside control limits due to matrix interference and/or sample nonhomogeneity.

7.2.2  
 7



SPIKE BLANK AND LAB CONTROL SAMPLE SUMMARY

Login Number: C17043  
 Account: IRISECAO - Iris Environmental  
 Project: Romic Soil Investigation(Romic EPA) - 2081 Bay Road,East Palo Alto,CA

QC Batch ID: MP3750  
 Matrix Type: SOLID

Methods: SW846 6010B  
 Units: mg/kg

Prep Date: 07/22/11

Metal	BSP Result	Spikelot MPIR4A	% Rec	QC Limits
Aluminum				
Antimony	46.2	50	92.4	80-120
Arsenic	45.6	50	91.2	80-120
Barium	48.6	50	97.2	80-120
Beryllium	47.9	50	95.8	80-120
Boron				
Cadmium	47.5	50	95.0	80-120
Calcium				
Chromium	48.5	50	97.0	80-120
Cobalt	48.0	50	96.0	80-120
Copper	50.1	50	100.2	80-120
Iron				
Lead	46.8	50	93.6	80-120
Lithium				
Magnesium				
Manganese				
Molybdenum	45.6	50	91.2	80-120
Nickel	47.7	50	95.4	80-120
Potassium				
Selenium	44.4	50	88.8	80-120
Silicon				
Silver	47.7	50	95.4	80-120
Sodium				
Strontium				
Thallium	42.8	50	85.6	80-120
Tin				
Titanium				
Vanadium	47.9	50	95.8	80-120
Zinc	46.2	50	92.4	80-120

Associated samples MP3750: C17043-2A, C17043-11A, C17043-16A, C17043-28A

Results < IDL are shown as zero for calculation purposes  
 (\*) Outside of QC limits  
 (anr) Analyte not requested

7.2.3  
7

SERIAL DILUTION RESULTS SUMMARY

Login Number: C17043  
 Account: IRISECAO - Iris Environmental  
 Project: Romic Soil Investigation(Romic EPA) - 2081 Bay Road,East Palo Alto,CA

QC Batch ID: MP3750  
 Matrix Type: SOLID

Methods: SW846 6010B  
 Units: ug/l

Prep Date: 07/22/11

Metal	C17096-18		QC	
	Original	SDL 1:15	%DIF	Limits
Aluminum				
Antimony	0.00	0.00	NC	0-10
Arsenic	0.00	0.00	NC	0-10
Barium	844	1380	64.0*(a)	0-10
Beryllium	0.00	3.00		0-10
Boron				
Cadmium	0.00	0.00	NC	0-10
Calcium				
Chromium	938	1370	46.5*(a)	0-10
Cobalt	242	324	34.2*(a)	0-10
Copper	735	891	21.2*(a)	0-10
Iron				
Lead	408	1130	175.5*(a)	0-10
Lithium				
Magnesium				
Manganese				
Molybdenum	10.1	0.00	100.0(b)	0-10
Nickel	604	948	57.1*(a)	0-10
Potassium				
Selenium	98.7	254	156.8(b)	0-10
Silicon				
Silver	0.00	0.00	NC	0-10
Sodium				
Strontium				
Thallium	0.00	0.00	NC	0-10
Tin				
Titanium				
Vanadium	1470	1910	30.0*(a)	0-10
Zinc	1090	1430	30.4*(a)	0-10

Associated samples MP3750: C17043-2A, C17043-11A, C17043-16A, C17043-28A

Results < IDL are shown as zero for calculation purposes

(\*) Outside of QC limits

(anr) Analyte not requested

(a) Serial dilution indicates possible matrix interference.

(b) Percent difference acceptable due to low initial sample concentration (< 50 times IDL).

7.2.4  
 7

BLANK RESULTS SUMMARY  
Part 2 - Method Blanks

Login Number: C17043  
Account: IRISECAO - Iris Environmental  
Project: Romic Soil Investigation(Romic EPA) - 2081 Bay Road,East Palo Alto,CA

QC Batch ID: MP3760  
Matrix Type: SOLID

Methods: SW846 7471A  
Units: mg/kg

Prep Date: 07/25/11

Metal	RL	IDL	MDL	MB	
				raw	final
Mercury	0.042	.0017	.0043	0.0012	<0.042

Associated samples MP3760: C17043-9, C17043-11, C17043-17, C17043-20, C17043-28, C17043-31

Results < IDL are shown as zero for calculation purposes  
(\* ) Outside of QC limits  
(anr) Analyte not requested

7.3.1

7

MATRIX SPIKE AND DUPLICATE RESULTS SUMMARY

Login Number: C17043  
 Account: IRISECAO - Iris Environmental  
 Project: Romic Soil Investigation(Romic EPA) - 2081 Bay Road,East Palo Alto,CA

QC Batch ID: MP3760 Methods: SW846 7471A  
 Matrix Type: SOLID Units: mg/kg

Prep Date: 07/25/11

Metal	C17086-1 Original MS	SpikeLot HGPWS1	% Rec	QC Limits
-------	-------------------------	--------------------	-------	--------------

Mercury 0.014 0.32 0.313 97.9 75-125

Associated samples MP3760: C17043-9, C17043-11, C17043-17, C17043-20, C17043-28, C17043-31

Results < IDL are shown as zero for calculation purposes  
 (\*) Outside of QC limits  
 (N) Matrix Spike Rec. outside of QC limits  
 (anr) Analyte not requested

7.3.2

7

MATRIX SPIKE AND DUPLICATE RESULTS SUMMARY

Login Number: C17043  
 Account: IRISECAO - Iris Environmental  
 Project: Romic Soil Investigation(Romic EPA) - 2081 Bay Road,East Palo Alto,CA

QC Batch ID: MP3760 Methods: SW846 7471A  
 Matrix Type: SOLID Units: mg/kg

Prep Date: 07/25/11

Metal	C17086-1 Original MSD	Spike lot	HGPWS1	% Rec	MSD RPD	QC Limit
Mercury	0.014	0.26	0.286	86.1	20.7 (a)	20

Associated samples MP3760: C17043-9, C17043-11, C17043-17, C17043-20, C17043-28, C17043-31

Results < IDL are shown as zero for calculation purposes

(\*) Outside of QC limits

(N) Matrix Spike Rec. outside of QC limits

(anr) Analyte not requested

(a) High RPD indicates possible matrix interference and/or sample nonhomogeneity.

7.3.2  
7

SPIKE BLANK AND LAB CONTROL SAMPLE SUMMARY

Login Number: C17043  
 Account: IRISECAO - Iris Environmental  
 Project: Romic Soil Investigation(Romic EPA) - 2081 Bay Road,East Palo Alto,CA

QC Batch ID: MP3760 Methods: SW846 7471A  
 Matrix Type: SOLID Units: mg/kg

Prep Date: 07/25/11

Metal	BSP Result	Spikelot HGPWS1	% Rec	QC Limits
Mercury	0.16	0.167	96.0	80-120

Associated samples MP3760: C17043-9, C17043-11, C17043-17, C17043-20, C17043-28, C17043-31

Results < IDL are shown as zero for calculation purposes  
 (\*) Outside of QC limits  
 (anr) Analyte not requested

7.3.3  
7

BLANK RESULTS SUMMARY  
Part 2 - Method Blanks

Login Number: C17043  
Account: IRISECAO - Iris Environmental  
Project: Romic Soil Investigation(Romic EPA) - 2081 Bay Road,East Palo Alto,CA

QC Batch ID: MP3761  
Matrix Type: SOLID

Methods: SW846 7471A  
Units: mg/kg

Prep Date: 07/25/11

Metal	RL	IDL	MDL	MB	
				raw	final
Mercury	0.042	.0017	.0043	0.0035	<0.042

Associated samples MP3761: C17043-28A

Results < IDL are shown as zero for calculation purposes  
(\* ) Outside of QC limits  
(anr) Analyte not requested

7.4.1

7

MATRIX SPIKE AND DUPLICATE RESULTS SUMMARY

Login Number: C17043  
 Account: IRISECAO - Iris Environmental  
 Project: Romic Soil Investigation(Romic EPA) - 2081 Bay Road,East Palo Alto,CA

QC Batch ID: MP3761 Methods: SW846 7471A  
 Matrix Type: SOLID Units: mg/kg

Prep Date: 07/25/11

Metal	C17096-18 Original MS	SpikeLot HGPWS1	% Rec	QC Limits
Mercury	0.064	0.40	0.294	114.2 75-125

Associated samples MP3761: C17043-28A

Results < IDL are shown as zero for calculation purposes  
 (\*) Outside of QC limits  
 (N) Matrix Spike Rec. outside of QC limits  
 (anr) Analyte not requested

7.4.2  
7



MATRIX SPIKE AND DUPLICATE RESULTS SUMMARY

Login Number: C17043  
 Account: IRISECAO - Iris Environmental  
 Project: Romic Soil Investigation(Romic EPA) - 2081 Bay Road,East Palo Alto,CA

QC Batch ID: MP3761 Methods: SW846 7471A  
 Matrix Type: SOLID Units: mg/kg

Prep Date: 07/25/11

Metal	C17096-18 Original MSD	SpikeLot HGPWS1	% Rec	MSD RPD	QC Limit
Mercury	0.064	0.42	0.308	115.7	4.9 20

Associated samples MP3761: C17043-28A

Results < IDL are shown as zero for calculation purposes  
 (\*) Outside of QC limits  
 (N) Matrix Spike Rec. outside of QC limits  
 (anr) Analyte not requested

7.4.2

7

SPIKE BLANK AND LAB CONTROL SAMPLE SUMMARY

Login Number: C17043  
Account: IRISECAO - Iris Environmental  
Project: Romic Soil Investigation(Romic EPA) - 2081 Bay Road,East Palo Alto,CA

QC Batch ID: MP3761  
Matrix Type: SOLID

Methods: SW846 7471A  
Units: mg/kg

Prep Date: 07/25/11

Metal	BSP Result	Spikelot HGPWS1	% Rec	QC Limits
Mercury	0.13	0.167	80.0	80-120

Associated samples MP3761: C17043-28A

Results < IDL are shown as zero for calculation purposes  
(\* ) Outside of QC limits  
(anr) Analyte not requested

7.4.3  
7

BLANK RESULTS SUMMARY  
Part 2 - Method Blanks

Login Number: C17043  
Account: IRISECAO - Iris Environmental  
Project: Romic Soil Investigation(Romic EPA) - 2081 Bay Road,East Palo Alto,CA

QC Batch ID: MP3814  
Matrix Type: SOLID

Methods: SW846 7471A  
Units: mg/kg

Prep Date: 08/04/11

Metal	RL	IDL	MDL	MB	
				raw	final
Mercury	0.042	.0017	.0043	-0.00080	<0.042

Associated samples MP3814: C17043-11A

Results < IDL are shown as zero for calculation purposes  
(\* ) Outside of QC limits  
(anr) Analyte not requested

7.5.1

7

MATRIX SPIKE AND DUPLICATE RESULTS SUMMARY

Login Number: C17043  
 Account: IRISECAO - Iris Environmental  
 Project: Romic Soil Investigation(Romic EPA) - 2081 Bay Road,East Palo Alto,CA

QC Batch ID: MP3814  
 Matrix Type: SOLID

Methods: SW846 7471A  
 Units: mg/kg

Prep Date: 08/04/11

Metal	C17308-1 Original MS	Spike lot	HGPWS1 % Rec	QC Limits
-------	-------------------------	--------------	-----------------	--------------

Mercury	0.041	0.35	0.29	106.6	75-125
---------	-------	------	------	-------	--------

Associated samples MP3814: C17043-11A

Results < IDL are shown as zero for calculation purposes  
 (\*) Outside of QC limits  
 (N) Matrix Spike Rec. outside of QC limits  
 (anr) Analyte not requested

MATRIX SPIKE AND DUPLICATE RESULTS SUMMARY

Login Number: C17043  
 Account: IRISECAO - Iris Environmental  
 Project: Romic Soil Investigation(Romic EPA) - 2081 Bay Road,East Palo Alto,CA

QC Batch ID: MP3814 Methods: SW846 7471A  
 Matrix Type: SOLID Units: mg/kg

Prep Date: 08/04/11

Metal	C17308-1 Original MSD	SpikeLot HGPWS1	% Rec	MSD RPD	QC Limit
Mercury	0.041	0.34	0.294	101.7	2.9 20

Associated samples MP3814: C17043-11A

Results < IDL are shown as zero for calculation purposes  
 (\*) Outside of QC limits  
 (N) Matrix Spike Rec. outside of QC limits  
 (anr) Analyte not requested

7.5.2

7

SPIKE BLANK AND LAB CONTROL SAMPLE SUMMARY

Login Number: C17043  
Account: IRISECAO - Iris Environmental  
Project: Romic Soil Investigation(Romic EPA) - 2081 Bay Road,East Palo Alto,CA

QC Batch ID: MP3814  
Matrix Type: SOLID

Methods: SW846 7471A  
Units: mg/kg

Prep Date: 08/04/11

Metal	BSP Result	Spikelot HGPWS1	% Rec	QC Limits
Mercury	0.17	0.167	102.0	80-120

Associated samples MP3814: C17043-11A

Results < IDL are shown as zero for calculation purposes  
(\* ) Outside of QC limits  
(anr) Analyte not requested

7.5.3  
7

## Misc. Forms

---

### Custody Documents and Other Forms

(Accutest New Jersey)

---

Includes the following where applicable:

- Chain of Custody



Accutest ID and PO#: C17043

2105 Lundy Avenue, San Jose, CA 95131 Phone: (408)588-0200 Fax: (408)588-0201

## Subcontract Chain of Custody

Subcontract Lab: Accutest Laboratories Southeast

Date Sent: 07/25/11

Date Due: ASAP

Project Name: IRISECAO3779

Project Location:

Accutest Lab Number	Customer Sample Name/Field Point ID	Matrix	Method	Collect Date	Collect Time
C17043-2		SO	V8260STD	07/18/11	
C17043-2A		SO	V8260STD		
C17043-4		SO	V8260STD	07/18/11	
C17043-5		SO	V8260STD	07/18/11	
C17043-7		SO	V8260STD	07/18/11	
C17043-8		SO	V8260STD	07/18/11	
C17043-9		SO	V8260STD	07/18/11	
C17043-10		SO	V8260STD	07/18/11	
C17043-11		SO	V8260STD	07/18/11	
C17043-11A		SO	V8260STD		
C17043-12		SO	V8260STD	07/18/11	
C17043-13		SO	V8260STD	07/18/11	
C17043-15		SO	V8260STD	07/18/11	
C17043-16		SO	V8260STD	07/18/11	
C17043-16A		SO	V8260STD		
C17043-17		SO	V8260STD	07/18/11	
C17043-18		SO	V8260STD	07/18/11	
C17043-19		SO	V8260STD	07/18/11	
C17043-20		SO	V8260STD	07/18/11	
C17043-21		SO	V8260STD	07/18/11	
C17043-22		SO	V8260STD	07/18/11	
C17043-23		SO	V8260STD	07/18/11	
C17043-23A		SO	V8260STD		
C17043-24		SO	V8260STD	07/18/11	
C17043-25		SO	V8260STD	07/18/11	
C17043-26		SO	V8260STD	07/18/11	

Page 1

C17043: Chain of Custody  
Page 1 of 9  
Accutest New Jersey

Send the Report to: dianet@accutest.com





Accutest ID and PO#: C17043  
 2105 Lundy Avenue, San Jose, CA 95131 Phone: (408)588-0200 Fax: (408)588-0201

## Subcontract Chain of Custody

Subcontract Lab: **Accutest Laboratories Southeast**  
 Date Sent: 07/25/11  
 Date Due: ASAP

C17043-27	SO	V8260STD	07/18/11
C17043-28	SO	V8260STD	07/18/11
C17043-28A	SO	V8260STD	07/18/11
C17043-29	SO	V8260STD	07/18/11
RUN MS/MSD		RUN MS/MSD	
C17043-30	SO	V8260STD	07/18/11
C17043-31	SO	V8260STD	07/18/11
C17043-32	SO	V8260STD	07/18/11
C17043-33	SO	V8260STD	07/18/11

1461  
4959  
4953

**NOTE: \*LIMITED SAMPLE VOLUME FOR "DUPLICATE" & MS/MSD**

- "A" Samples are "DUPLICATE" Samples with ONE 5035-KIT ONLY.
- C17043-29 (MS/MSD) - ONE 5035 KIT ONLY.

**Comments:** 5035 - Terracore Kits (2 x DIH2O/1-MeOH)

Relinquished By: <i>Elvink</i>	Received By: FedEx	Date: 07/25/11	Time: 17:30
Relinquished By: FedEx	Received By: <i>[Signature]</i>	Date: 07/26/11	Time: 05:20

Relinqu: FedEx 7-28-11 1000  
 FedEx: *[Signature]* 7-28-11 1000  
 Ice, 1.5c  
 2.6

Send the Report to: dianet@accutest.com

Container Type: PT for prepared vials (field kits); EN for Encore or similar type; 5030A for samples collected in jars or bulk containers; SL for core sleeve  
 Comment: N/O for no odor; S/O for slight odor; OOH for Out of Hold  
 Encore Comment: C for sampler incorrectly capped; P for plunger not locked; F for sampler not completely filled

Serial #	Sample #	Vial Type or Vial Lot #	Tare Wt gram	Total Wt gram	Sample Wt gram	Date	Time	Initials	Container Type*	Comments
N1674	F84583-1	W	30.95	38.25	7.30	7/26/11	15:19	AD	PT	In
75		W	31.02	38.30	7.28					
76		M	29.45	36.11	6.66					
77	F84583-2	W	30.69	39.12	8.43					
78		W	30.82	38.86	8.04					
79		M	29.41	37.29	7.88					Altered: red cap
80	F84583-3	W	31.04	39.03	7.99					
81		W	30.89	37.86	6.97					
82		W	29.48	36.50	7.02					
83	F84590-1	W	30.98	36.34	5.36					
84		W	30.84	36.45	5.61					
85		M	29.26	34.68	5.42					
86	F84590-2	N	30.44	34.60	4.16					
87		W	30.73	34.04	3.31					
88		M	29.39	33.94	4.55					
89	F84590-3	W	30.88	37.42	6.54					
90		W	30.87	37.83	6.96					
91		M	29.36	35.72	6.36					
92	F84590-4	W		5.00	5.00					TT3
93		W		5.00	5.00					
94		M		5.00	5.00					
95	C17043-2	W	31.32	37.92	6.60					Altered: red cap
N1696		W	31.50	38.29	6.79					

5035A SOIL PREP LOG

C17043: Chain of Custody

Page 3 of 9

Container Type: PT for pre-sterilized vials (field kits); EM for Encore or similar type; 5030A for samples collected in jars or bulk containers; SL for core sleeve  
 Comment: NO for no odor; SO for slight odor; OOH for Out of Hold  
 Encore Comment: C for sampler incorrectly capped; P for plunger not locked; F for sampler not completely filled

Serial #	Sample #	Vial Type or Vial Lot #	Tare Wt gram	Total Wt gram	Sample Wt gram	Date	Time	Initials	Container Type*	Comments
N1697	C17043-2	M	29.29	36.14	6.85	7/26/11	15:55	AD	PT	altered pre-labeled
98	C17043-4	W	31.54	38.20	6.66					
99		W	31.46	38.16	6.64					
N1700		M	29.37	35.51	6.14					
01	C17043-5	W	31.11	37.16	6.05					
02		W	31.34	37.51	6.17					
03		M	28.97	35.95	6.98					
04	C17043-7	W	31.41	37.40	5.99					
05		W	31.39	36.95	5.56					
06		M	29.46	35.98	6.52					
07	C17043-8	W	30.97	37.87	6.90					
08		W	31.25	37.71	6.46					
09		M	29.28	36.28	7.00					
10	C17043-9	W	31.30	36.75	5.45					
11		W	31.27	36.83	5.56					
12		M	29.06	35.52	6.46					
13	C17043-10	W	31.06	37.63	6.57					
14		W	31.40	37.73	6.33					
15		M	29.02	36.67	7.05					
16	C17043-11	W	31.53	37.05	5.52					
17		W	31.51	37.28	5.77					
18		M	29.37	34.88	5.51					
N1719	C17043-12	W	31.15	36.23	5.08					

5035A SOIL PREP LOG

C17043: Chain of Custody

Page 4 of 9

Container Type: PT for pre-sterilized vials (field kits); EN for Encore or similar type; 5030A for samples collected in jars or bulk containers; SL for core sleeve  
 Comment: NO for no odor; S/O for slight odor; OOH for Out of Hold  
 Encore Comment: C for sampler incorrectly capped; P for plunger not locked; F for sampler not completely filled

Serial #	Sample #	Vial Type or Vial Lot #	Tare Wt gram	Total Wt gram	Sample Wt gram	Date	Time	Initials	Container Type	Comments
N1720	PS C17043-12	W	31.58	37.32	5.74	7/26/11	16:20	AD	PT	Altera weight per label
21		M	28.13	33.72	5.59					
22	C17043-13	W	31.20	37.69	6.49					
23		W	31.27	37.93	6.66					
24		M	28.12	34.51	6.39					
25	C17043-15	W	31.56	37.90	6.34					
26		W	31.52	38.15	6.63					
27		M	28.53	35.23	6.70					
28	C17043-16	W	31.21	38.08	6.87					
29		W	31.52	38.11	6.59					
30		M	28.41	35.52	7.11					
31	C17043-17	W	31.53	38.75	7.22					
32		W	31.57	39.19	7.62					
33		M	28.38	35.17	6.79					
34	C17043-18	W	31.37	38.04	6.67					
35		W	31.36	37.84	6.48					
36		M	28.14	34.58	6.44					
37	C17043-19	W	31.34	37.42	6.08					
38		W	31.24	38.03	6.79					
39		M	28.51	35.27	6.76					
40	C17043-20	W	31.31	38.47	7.16					
41		W	31.16	38.34	7.18					
N1742		M	28.28	34.51	6.23					

5035A SOIL PREP LOG

C17043: Chain of Custody

Page 5 of 9

Container Type: PT for pre-sterilized vials (field kits); EN for Encore or similar type; 5030A for samples collected in jars or bulk containers; SL for core sleeve  
 Comment: N/O for no odor; S/O for slight odor; OOH for Out of Hold  
 Encore Comment: C for sampler incorrectly capped; P for plunger not locked; F for sampler not completely filled

Serial #	Sample #	Vial Type or Vial Lot #	Tare Wt (gram)	Total Wt (gram)	Sample Wt (gram)	Date	Time	Initials	Container Type	Comments
N1743	Q17043-21	W	31.51	37.95	6.44	7/26/11	10:50	AD	PT	After weight labeled
44		W	31.26	38.21	6.95					
45		M	28.58	35.26	6.68					
46	C17043-22	W	31.25	38.33	7.08					
47		W	31.23	37.58	6.35		14:57			
48		M	28.44	35.42	6.98	01/26/11	17:05	JN	PT	
49	F84168-1	W	-	-	5.28					
50		W	-	-	5.03	7/17/11	10:35	NJ	PT	IN
51	F841007-1	W #102			4.75					
52		W #102			4.36					
53		M #102			3.67					
54	F841007-2	W			4.64					
55		W			4.26					
56		W			6.04					
57	F841007-3	W			6.11					
58		W			5.90					
59		W			3.47					
60	F841007-4	W			4.73					
61		W			4.70					
62		W			5.94					
63	F841007-5	W			6.31					
64		W			6.31					

5035A SOIL PREP LOG

C17043: Chain of Custody

Page 6 of 9

Container Type: PT for pre-ared vials (field kits); EN for Encore or similar type; 5030A for samples collected in jars or bulk containers; SL for core sleeve  
 Comment: N/O for no odor; S/O for slight odor; OOH for Out of Hold  
 Encore Comment: C for sampler incorrectly capped; P for plunger not locked; F for sampler not completely filled

Serial #	Sample #	Vial Type or Vial Lot #	Tare Wt gram	Total Wt gram	Sample Wt gram	Date	Time	Initials	Container Type*	Comments
N1835	F84007-29	W	5.33	5.70	5.33	7/27/11	12:46	MS	EN	IN
36		W	5.33	5.70	5.33					
37		M	5.33	5.70	5.33					
38	F84007-30	W	6.25	6.25	6.25					
39		W	6.25	6.25	6.25					
40		M	6.25	6.25	6.25					
41	F84007-31	W	5.60	5.38	5.60					
42		W	5.60	5.38	5.60					
43		M	5.60	5.38	5.60					
44	F84007-32	W	6.27	6.14	6.27					
45		W	6.27	6.14	6.27					
46		M	6.27	6.14	6.27					
47	F84007-35	W	4.40	4.35	4.40					
48		W	4.40	4.35	4.40					
49		M	4.40	4.35	4.40					
50	C17043-23	W	37.78	31.67	37.78					
51		W	37.78	31.67	37.78					
52		M	37.78	31.67	37.78					
53	C17043-24	W	32.38	29.64	32.38					
54		W	32.38	29.64	32.38					
55		M	32.38	29.64	32.38					
56		W	40.98	31.32	40.98					
57		W	40.98	31.32	40.98					
58		M	40.98	31.32	40.98					
59		W	35.82	29.27	35.82					
60		W	35.82	29.27	35.82					
61		M	35.82	29.27	35.82					
62		W	37.90	31.74	37.90					
63		W	37.90	31.74	37.90					
64		M	37.90	31.74	37.90					
65		W	38.09	31.43	38.09					
66		W	38.09	31.43	38.09					
67		M	38.09	31.43	38.09					

5035A SOIL PREP LOG

C17043: Chain of Custody  
 Page 7 of 9

Container Type: PT for pre-sterilized vials (field kits); EN for Encore or similar type; 5030A for samples collected in jars or bulk containers; SL for core sleeve  
 Comment: NO for no odor; S/O for slight odor; OOH for Out of Hold  
 Encore Comment: C for sampler incorrectly capped; P for plunger not locked; F for sampler not completely filled

Serial #	Sample #	Vial Type or Vial Lot #	Tare Wt gram	Total Wt gram	Sample Wt gram	Date	Time	Initials	Container Type	Comments
N1858	C17043-25	M	29.24	30.98	7.74	7/27/11	13:11	MS	PT	Att. Wt. Pre-ster.
60	-20	W	31.17	37.41	6.24					
61	-20	M	28.88	33.83	5.61					
62	C17043-27	W	31.22	38.50	7.34					
63	-27	W	31.37	38.50	7.13					
64	-27	M	28.27	35.01	6.74					
65	C17043-28	W	31.38	38.57	7.19					
66	-28	W	31.10	37.73	6.57					
67	-28	M	27.97	34.33	6.36					
68	C17043-29	W	31.15	37.52	6.37					
69	-29	W	31.14	37.68	6.54					
70	-29	M	27.99	33.85	5.86					
71	C17043-30	W	31.17	37.49	6.32					
72	-30	W	31.00	37.62	6.50					
73	-30	M	28.09	33.47	5.38					
74	C17043-31	W	30.88	36.71	5.83					Cracked via Att. Wt. Pre-ster.
75	31 <sup>st</sup> -32	W	31.53	38.23	6.70					
76	-31	M	27.98	34.55	6.57					
77	C17043-32	W	31.44	38.04	6.60					
78	-32	W	31.50	38.50	7.00					
79	-32	M	28.39	34.97	6.58					
N1880	C17043-33	W	31.49	37.60	6.11					

5035A SOIL PREP LOG

Container Type: PT for pre-treated vials (field kits); EN for Encore or similar type; 5030A for samples collected in jars or bulk containers; SL for core sleeve  
 Comment: N/O for no odor; S/O for slight odor; OOH for Out of Hold  
 Encore Comment: C for sampler incorrectly capped; P for plunger not locked; F for sampler not completely filled

Serial #	Sample #	Vial Type or Vial Lot #	Tare Wt gram	Total Wt gram	Sample Wt gram	Date	Time	Initials	Container Type*	Comments
82	N1881	C17043-33	31.27	38.14	6.87	7/27/11	13:50	MS	PT	Net weight OOH pre-labeled
83					5.83		13:51			
84					34.22					
85					28.39					
86										
87										
88										
89										
90										
91										
92										
93										

5035A SOIL PREP LOG

C17043: Chain of Custody  
 Page 9 of 9



## GC/MS Volatiles

---

### QC Data Summaries

(Accutest New Jersey)

---

Includes the following where applicable:

- Method Blank Summaries
- Blank Spike Summaries
- Matrix Spike and Duplicate Summaries

## Method Blank Summary

**Job Number:** C17043

**Account:** ALNCA Accutest Northern California, Inc.

**Project:** IRISECAO: Romic Soil Investigation(Romic EPA) - 2081 Bay Road,East Palo Alto,CA

Sample	File ID	DF	Analyzed	By	Prep Date	Prep Batch	Analytical Batch
VE7958-MB	E180649.D	1	07/29/11	OTR	n/a	n/a	VE7958

The QC reported here applies to the following samples:

Method: SW846 8260B

C17043-26, C17043-27, C17043-28, C17043-29, C17043-30

CAS No.	Compound	Result	RL	MDL	Units	Q
67-64-1	Acetone	ND	500	330	ug/kg	
71-43-2	Benzene	ND	50	6.7	ug/kg	
108-86-1	Bromobenzene	ND	250	9.8	ug/kg	
74-97-5	Bromochloromethane	ND	250	26	ug/kg	
75-27-4	Bromodichloromethane	ND	250	11	ug/kg	
75-25-2	Bromoform	ND	250	38	ug/kg	
74-83-9	Bromomethane	ND	250	20	ug/kg	
78-93-3	2-Butanone (MEK)	ND	500	220	ug/kg	
104-51-8	n-Butylbenzene	ND	250	12	ug/kg	
135-98-8	sec-Butylbenzene	ND	250	8.0	ug/kg	
98-06-6	tert-Butylbenzene	ND	250	6.9	ug/kg	
56-23-5	Carbon tetrachloride	ND	250	17	ug/kg	
108-90-7	Chlorobenzene	ND	250	16	ug/kg	
75-00-3	Chloroethane	ND	250	20	ug/kg	
67-66-3	Chloroform	ND	250	24	ug/kg	
74-87-3	Chloromethane	ND	250	31	ug/kg	
95-49-8	o-Chlorotoluene	ND	250	19	ug/kg	
106-43-4	p-Chlorotoluene	ND	250	10	ug/kg	
108-20-3	Di-Isopropyl ether	ND	250	6.4	ug/kg	
96-12-8	1,2-Dibromo-3-chloropropane	ND	500	76	ug/kg	
124-48-1	Dibromochloromethane	ND	250	8.4	ug/kg	
106-93-4	1,2-Dibromoethane	ND	50	12	ug/kg	
95-50-1	1,2-Dichlorobenzene	ND	250	14	ug/kg	
541-73-1	1,3-Dichlorobenzene	ND	250	9.6	ug/kg	
106-46-7	1,4-Dichlorobenzene	ND	250	8.5	ug/kg	
75-71-8	Dichlorodifluoromethane	ND	250	16	ug/kg	
75-34-3	1,1-Dichloroethane	ND	250	11	ug/kg	
107-06-2	1,2-Dichloroethane	ND	50	9.1	ug/kg	
75-35-4	1,1-Dichloroethene	ND	250	31	ug/kg	
156-59-2	cis-1,2-Dichloroethene	ND	250	16	ug/kg	
156-60-5	trans-1,2-Dichloroethene	ND	250	21	ug/kg	
78-87-5	1,2-Dichloropropane	ND	250	13	ug/kg	
142-28-9	1,3-Dichloropropane	ND	250	19	ug/kg	
594-20-7	2,2-Dichloropropane	ND	250	8.6	ug/kg	
563-58-6	1,1-Dichloropropene	ND	250	10	ug/kg	
10061-01-5	cis-1,3-Dichloropropene	ND	250	7.6	ug/kg	

## Method Blank Summary

**Job Number:** C17043

**Account:** ALNCA Accutest Northern California, Inc.

**Project:** IRISECAO: Romic Soil Investigation(Romic EPA) - 2081 Bay Road,East Palo Alto,CA

Sample	File ID	DF	Analyzed	By	Prep Date	Prep Batch	Analytical Batch
VE7958-MB	E180649.D	1	07/29/11	OTR	n/a	n/a	VE7958

The QC reported here applies to the following samples:

Method: SW846 8260B

C17043-26, C17043-27, C17043-28, C17043-29, C17043-30

CAS No.	Compound	Result	RL	MDL	Units	Q
10061-02-6	trans-1,3-Dichloropropene	ND	250	17	ug/kg	
100-41-4	Ethylbenzene	ND	50	7.4	ug/kg	
87-68-3	Hexachlorobutadiene	ND	250	26	ug/kg	
591-78-6	2-Hexanone	ND	250	120	ug/kg	
98-82-8	Isopropylbenzene	ND	250	6.9	ug/kg	
99-87-6	p-Isopropyltoluene	ND	250	15	ug/kg	
1634-04-4	Methyl Tert Butyl Ether	ND	50	9.0	ug/kg	
108-10-1	4-Methyl-2-pentanone(MIBK)	ND	250	130	ug/kg	
74-95-3	Methylene bromide	ND	250	28	ug/kg	
75-09-2	Methylene chloride	ND	250	12	ug/kg	
91-20-3	Naphthalene	ND	250	53	ug/kg	
103-65-1	n-Propylbenzene	ND	250	17	ug/kg	
100-42-5	Styrene	ND	250	9.3	ug/kg	
75-65-0	Tert Butyl Alcohol	ND	1300	290	ug/kg	
994-05-8	tert-Amyl Methyl Ether	ND	250	7.5	ug/kg	
637-92-3	tert-Butyl Ethyl Ether	ND	250	7.0	ug/kg	
630-20-6	1,1,1,2-Tetrachloroethane	ND	250	9.2	ug/kg	
79-34-5	1,1,2,2-Tetrachloroethane	ND	250	9.0	ug/kg	
127-18-4	Tetrachloroethene	ND	250	9.6	ug/kg	
108-88-3	Toluene	ND	50	19	ug/kg	
87-61-6	1,2,3-Trichlorobenzene	ND	250	22	ug/kg	
120-82-1	1,2,4-Trichlorobenzene	ND	250	17	ug/kg	
71-55-6	1,1,1-Trichloroethane	ND	250	12	ug/kg	
79-00-5	1,1,2-Trichloroethane	ND	250	22	ug/kg	
79-01-6	Trichloroethene	ND	250	12	ug/kg	
75-69-4	Trichlorofluoromethane	ND	250	24	ug/kg	
96-18-4	1,2,3-Trichloropropane	ND	250	54	ug/kg	
95-63-6	1,2,4-Trimethylbenzene	ND	250	56	ug/kg	
108-67-8	1,3,5-Trimethylbenzene	ND	250	6.4	ug/kg	
75-01-4	Vinyl chloride	ND	250	23	ug/kg	
1330-20-7	Xylene (total)	ND	50	9.2	ug/kg	

CAS No.	Surrogate Recoveries	Limits
1868-53-7	Dibromofluoromethane	92% 67-131%

## Method Blank Summary

**Job Number:** C17043  
**Account:** ALNCA Accutest Northern California, Inc.  
**Project:** IRISECAO: Romic Soil Investigation(Romic EPA) - 2081 Bay Road,East Palo Alto,CA

Sample	File ID	DF	Analyzed	By	Prep Date	Prep Batch	Analytical Batch
VE7958-MB	E180649.D	1	07/29/11	OTR	n/a	n/a	VE7958

**The QC reported here applies to the following samples:** **Method:** SW846 8260B

C17043-26, C17043-27, C17043-28, C17043-29, C17043-30

CAS No.	Surrogate Recoveries	Limits
17060-07-0	1,2-Dichloroethane-D4	93% 66-130%
2037-26-5	Toluene-D8	92% 76-125%
460-00-4	4-Bromofluorobenzene	92% 53-142%

CAS No.	Tentatively Identified Compounds	R. T.	Est. Conc.	Units	Q
	Total TIC, Volatile		0	ug/kg	

## Method Blank Summary

**Job Number:** C17043

**Account:** ALNCA Accutest Northern California, Inc.

**Project:** IRISECAO: Romic Soil Investigation(Romic EPA) - 2081 Bay Road,East Palo Alto,CA

Sample	File ID	DF	Analyzed	By	Prep Date	Prep Batch	Analytical Batch
VV5018-MB	V117795.D	1	07/29/11	AVM	n/a	n/a	VV5018

The QC reported here applies to the following samples:

Method: SW846 8260B

C17043-11

CAS No.	Compound	Result	RL	MDL	Units	Q
67-64-1	Acetone	ND	10	6.6	ug/kg	
71-43-2	Benzene	ND	1.0	0.13	ug/kg	
108-86-1	Bromobenzene	ND	5.0	0.20	ug/kg	
74-97-5	Bromochloromethane	ND	5.0	0.52	ug/kg	
75-27-4	Bromodichloromethane	ND	5.0	0.22	ug/kg	
75-25-2	Bromoform	ND	5.0	0.76	ug/kg	
74-83-9	Bromomethane	ND	5.0	0.39	ug/kg	
78-93-3	2-Butanone (MEK)	ND	10	4.3	ug/kg	
104-51-8	n-Butylbenzene	ND	5.0	0.24	ug/kg	
135-98-8	sec-Butylbenzene	ND	5.0	0.16	ug/kg	
98-06-6	tert-Butylbenzene	ND	5.0	0.14	ug/kg	
56-23-5	Carbon tetrachloride	ND	5.0	0.35	ug/kg	
108-90-7	Chlorobenzene	ND	5.0	0.32	ug/kg	
75-00-3	Chloroethane	ND	5.0	0.41	ug/kg	
67-66-3	Chloroform	ND	5.0	0.48	ug/kg	
74-87-3	Chloromethane	ND	5.0	0.62	ug/kg	
95-49-8	o-Chlorotoluene	ND	5.0	0.38	ug/kg	
106-43-4	p-Chlorotoluene	ND	5.0	0.21	ug/kg	
108-20-3	Di-Isopropyl ether	ND	5.0	0.13	ug/kg	
96-12-8	1,2-Dibromo-3-chloropropane	ND	10	1.5	ug/kg	
124-48-1	Dibromochloromethane	ND	5.0	0.17	ug/kg	
106-93-4	1,2-Dibromoethane	ND	1.0	0.24	ug/kg	
95-50-1	1,2-Dichlorobenzene	ND	5.0	0.28	ug/kg	
541-73-1	1,3-Dichlorobenzene	ND	5.0	0.19	ug/kg	
106-46-7	1,4-Dichlorobenzene	ND	5.0	0.17	ug/kg	
75-71-8	Dichlorodifluoromethane	ND	5.0	0.32	ug/kg	
75-34-3	1,1-Dichloroethane	ND	5.0	0.22	ug/kg	
107-06-2	1,2-Dichloroethane	ND	1.0	0.18	ug/kg	
75-35-4	1,1-Dichloroethene	ND	5.0	0.61	ug/kg	
156-59-2	cis-1,2-Dichloroethene	ND	5.0	0.32	ug/kg	
156-60-5	trans-1,2-Dichloroethene	ND	5.0	0.42	ug/kg	
78-87-5	1,2-Dichloropropane	ND	5.0	0.27	ug/kg	
142-28-9	1,3-Dichloropropane	ND	5.0	0.37	ug/kg	
594-20-7	2,2-Dichloropropane	ND	5.0	0.17	ug/kg	
563-58-6	1,1-Dichloropropene	ND	5.0	0.21	ug/kg	
10061-01-5	cis-1,3-Dichloropropene	ND	5.0	0.15	ug/kg	

# Method Blank Summary

**Job Number:** C17043

**Account:** ALNCA Accutest Northern California, Inc.

**Project:** IRISECAO: Romic Soil Investigation(Romic EPA) - 2081 Bay Road,East Palo Alto,CA

Sample	File ID	DF	Analyzed	By	Prep Date	Prep Batch	Analytical Batch
VV5018-MB	V117795.D	1	07/29/11	AVM	n/a	n/a	VV5018

The QC reported here applies to the following samples:

Method: SW846 8260B

C17043-11

CAS No.	Compound	Result	RL	MDL	Units	Q
10061-02-6	trans-1,3-Dichloropropene	ND	5.0	0.34	ug/kg	
100-41-4	Ethylbenzene	ND	1.0	0.15	ug/kg	
87-68-3	Hexachlorobutadiene	ND	5.0	0.52	ug/kg	
591-78-6	2-Hexanone	ND	5.0	2.5	ug/kg	
98-82-8	Isopropylbenzene	ND	5.0	0.14	ug/kg	
99-87-6	p-Isopropyltoluene	ND	5.0	0.30	ug/kg	
1634-04-4	Methyl Tert Butyl Ether	ND	1.0	0.18	ug/kg	
108-10-1	4-Methyl-2-pentanone(MIBK)	ND	5.0	2.6	ug/kg	
74-95-3	Methylene bromide	ND	5.0	0.57	ug/kg	
75-09-2	Methylene chloride	ND	5.0	0.23	ug/kg	
91-20-3	Naphthalene	ND	5.0	1.1	ug/kg	
103-65-1	n-Propylbenzene	ND	5.0	0.35	ug/kg	
100-42-5	Styrene	ND	5.0	0.19	ug/kg	
75-65-0	Tert Butyl Alcohol	ND	25	5.8	ug/kg	
994-05-8	tert-Amyl Methyl Ether	ND	5.0	0.15	ug/kg	
637-92-3	tert-Butyl Ethyl Ether	ND	5.0	0.14	ug/kg	
630-20-6	1,1,1,2-Tetrachloroethane	ND	5.0	0.18	ug/kg	
79-34-5	1,1,2,2-Tetrachloroethane	ND	5.0	0.18	ug/kg	
127-18-4	Tetrachloroethene	ND	5.0	0.19	ug/kg	
108-88-3	Toluene	ND	1.0	0.38	ug/kg	
87-61-6	1,2,3-Trichlorobenzene	ND	5.0	0.44	ug/kg	
120-82-1	1,2,4-Trichlorobenzene	ND	5.0	0.34	ug/kg	
71-55-6	1,1,1-Trichloroethane	ND	5.0	0.24	ug/kg	
79-00-5	1,1,2-Trichloroethane	ND	5.0	0.43	ug/kg	
79-01-6	Trichloroethene	ND	5.0	0.25	ug/kg	
75-69-4	Trichlorofluoromethane	ND	5.0	0.48	ug/kg	
96-18-4	1,2,3-Trichloropropane	ND	5.0	1.1	ug/kg	
95-63-6	1,2,4-Trimethylbenzene	ND	5.0	1.1	ug/kg	
108-67-8	1,3,5-Trimethylbenzene	ND	5.0	0.13	ug/kg	
75-01-4	Vinyl chloride	ND	5.0	0.46	ug/kg	
1330-20-7	Xylene (total)	ND	1.0	0.18	ug/kg	

CAS No.	Surrogate Recoveries	Limits
1868-53-7	Dibromofluoromethane	109% 67-131%

9.1.2  
9

## Method Blank Summary

**Job Number:** C17043  
**Account:** ALNCA Accutest Northern California, Inc.  
**Project:** IRISECAO: Romic Soil Investigation(Romic EPA) - 2081 Bay Road,East Palo Alto,CA

Sample	File ID	DF	Analyzed	By	Prep Date	Prep Batch	Analytical Batch
VV5018-MB	V117795.D	1	07/29/11	AVM	n/a	n/a	VV5018

The QC reported here applies to the following samples:

Method: SW846 8260B

C17043-11

CAS No.	Surrogate Recoveries	Limits
17060-07-0	1,2-Dichloroethane-D4	105% 66-130%
2037-26-5	Toluene-D8	106% 76-125%
460-00-4	4-Bromofluorobenzene	100% 53-142%

## Method Blank Summary

**Job Number:** C17043

**Account:** ALNCA Accutest Northern California, Inc.

**Project:** IRISECAO: Romic Soil Investigation(Romic EPA) - 2081 Bay Road,East Palo Alto,CA

Sample	File ID	DF	Analyzed	By	Prep Date	Prep Batch	Analytical Batch
V3C3432-MB	3C77623.D	1	07/29/11	JTP	n/a	n/a	V3C3432

The QC reported here applies to the following samples:

Method: SW846 8260B

C17043-15, C17043-16

CAS No.	Compound	Result	RL	MDL	Units	Q
67-64-1	Acetone	ND	10	6.6	ug/kg	
71-43-2	Benzene	ND	1.0	0.13	ug/kg	
108-86-1	Bromobenzene	ND	5.0	0.20	ug/kg	
74-97-5	Bromochloromethane	ND	5.0	0.52	ug/kg	
75-27-4	Bromodichloromethane	ND	5.0	0.22	ug/kg	
75-25-2	Bromoform	ND	5.0	0.76	ug/kg	
74-83-9	Bromomethane	ND	5.0	0.39	ug/kg	
78-93-3	2-Butanone (MEK)	ND	10	4.3	ug/kg	
104-51-8	n-Butylbenzene	ND	5.0	0.24	ug/kg	
135-98-8	sec-Butylbenzene	ND	5.0	0.16	ug/kg	
98-06-6	tert-Butylbenzene	ND	5.0	0.14	ug/kg	
56-23-5	Carbon tetrachloride	ND	5.0	0.35	ug/kg	
108-90-7	Chlorobenzene	ND	5.0	0.32	ug/kg	
75-00-3	Chloroethane	ND	5.0	0.41	ug/kg	
67-66-3	Chloroform	ND	5.0	0.48	ug/kg	
74-87-3	Chloromethane	ND	5.0	0.62	ug/kg	
95-49-8	o-Chlorotoluene	ND	5.0	0.38	ug/kg	
106-43-4	p-Chlorotoluene	ND	5.0	0.21	ug/kg	
108-20-3	Di-Isopropyl ether	ND	5.0	0.13	ug/kg	
96-12-8	1,2-Dibromo-3-chloropropane	ND	10	1.5	ug/kg	
124-48-1	Dibromochloromethane	ND	5.0	0.17	ug/kg	
106-93-4	1,2-Dibromoethane	ND	1.0	0.24	ug/kg	
95-50-1	1,2-Dichlorobenzene	ND	5.0	0.28	ug/kg	
541-73-1	1,3-Dichlorobenzene	ND	5.0	0.19	ug/kg	
106-46-7	1,4-Dichlorobenzene	ND	5.0	0.17	ug/kg	
75-71-8	Dichlorodifluoromethane	ND	5.0	0.32	ug/kg	
75-34-3	1,1-Dichloroethane	ND	5.0	0.22	ug/kg	
107-06-2	1,2-Dichloroethane	ND	1.0	0.18	ug/kg	
75-35-4	1,1-Dichloroethene	ND	5.0	0.61	ug/kg	
156-59-2	cis-1,2-Dichloroethene	ND	5.0	0.32	ug/kg	
156-60-5	trans-1,2-Dichloroethene	ND	5.0	0.42	ug/kg	
78-87-5	1,2-Dichloropropane	ND	5.0	0.27	ug/kg	
142-28-9	1,3-Dichloropropane	ND	5.0	0.37	ug/kg	
594-20-7	2,2-Dichloropropane	ND	5.0	0.17	ug/kg	
563-58-6	1,1-Dichloropropene	ND	5.0	0.21	ug/kg	
10061-01-5	cis-1,3-Dichloropropene	ND	5.0	0.15	ug/kg	



## Method Blank Summary

**Job Number:** C17043

**Account:** ALNCA Accutest Northern California, Inc.

**Project:** IRISECAO: Romic Soil Investigation(Romic EPA) - 2081 Bay Road,East Palo Alto,CA

Sample	File ID	DF	Analyzed	By	Prep Date	Prep Batch	Analytical Batch
V3C3432-MB	3C77623.D	1	07/29/11	JTP	n/a	n/a	V3C3432

The QC reported here applies to the following samples:

Method: SW846 8260B

C17043-15, C17043-16

CAS No.	Compound	Result	RL	MDL	Units	Q
10061-02-6	trans-1,3-Dichloropropene	ND	5.0	0.34	ug/kg	
100-41-4	Ethylbenzene	ND	1.0	0.15	ug/kg	
87-68-3	Hexachlorobutadiene	ND	5.0	0.52	ug/kg	
591-78-6	2-Hexanone	ND	5.0	2.5	ug/kg	
98-82-8	Isopropylbenzene	ND	5.0	0.14	ug/kg	
99-87-6	p-Isopropyltoluene	ND	5.0	0.30	ug/kg	
1634-04-4	Methyl Tert Butyl Ether	ND	1.0	0.18	ug/kg	
108-10-1	4-Methyl-2-pentanone(MIBK)	ND	5.0	2.6	ug/kg	
74-95-3	Methylene bromide	ND	5.0	0.57	ug/kg	
75-09-2	Methylene chloride	ND	5.0	0.23	ug/kg	
91-20-3	Naphthalene	ND	5.0	1.1	ug/kg	
103-65-1	n-Propylbenzene	ND	5.0	0.35	ug/kg	
100-42-5	Styrene	ND	5.0	0.19	ug/kg	
75-65-0	Tert Butyl Alcohol	ND	25	5.8	ug/kg	
994-05-8	tert-Amyl Methyl Ether	ND	5.0	0.15	ug/kg	
637-92-3	tert-Butyl Ethyl Ether	ND	5.0	0.14	ug/kg	
630-20-6	1,1,1,2-Tetrachloroethane	ND	5.0	0.18	ug/kg	
79-34-5	1,1,2,2-Tetrachloroethane	ND	5.0	0.18	ug/kg	
127-18-4	Tetrachloroethene	ND	5.0	0.19	ug/kg	
108-88-3	Toluene	ND	1.0	0.38	ug/kg	
87-61-6	1,2,3-Trichlorobenzene	ND	5.0	0.44	ug/kg	
120-82-1	1,2,4-Trichlorobenzene	ND	5.0	0.34	ug/kg	
71-55-6	1,1,1-Trichloroethane	ND	5.0	0.24	ug/kg	
79-00-5	1,1,2-Trichloroethane	ND	5.0	0.43	ug/kg	
79-01-6	Trichloroethene	ND	5.0	0.25	ug/kg	
75-69-4	Trichlorofluoromethane	ND	5.0	0.48	ug/kg	
96-18-4	1,2,3-Trichloropropane	ND	5.0	1.1	ug/kg	
95-63-6	1,2,4-Trimethylbenzene	ND	5.0	1.1	ug/kg	
108-67-8	1,3,5-Trimethylbenzene	ND	5.0	0.13	ug/kg	
75-01-4	Vinyl chloride	ND	5.0	0.46	ug/kg	
1330-20-7	Xylene (total)	ND	1.0	0.18	ug/kg	

CAS No.	Surrogate Recoveries	Limits
1868-53-7	Dibromofluoromethane	97% 67-131%

## Method Blank Summary

**Job Number:** C17043  
**Account:** ALNCA Accutest Northern California, Inc.  
**Project:** IRISECAO: Romic Soil Investigation(Romic EPA) - 2081 Bay Road,East Palo Alto,CA

Sample	File ID	DF	Analyzed	By	Prep Date	Prep Batch	Analytical Batch
V3C3432-MB	3C77623.D	1	07/29/11	JTP	n/a	n/a	V3C3432

The QC reported here applies to the following samples:

Method: SW846 8260B

C17043-15, C17043-16

CAS No.	Surrogate Recoveries	Limits
17060-07-0	1,2-Dichloroethane-D4	96% 66-130%
2037-26-5	Toluene-D8	107% 76-125%
460-00-4	4-Bromofluorobenzene	98% 53-142%

# Method Blank Summary

**Job Number:** C17043  
**Account:** ALNCA Accutest Northern California, Inc.  
**Project:** IRISECAO: Romic Soil Investigation(Romic EPA) - 2081 Bay Road,East Palo Alto,CA

Sample	File ID	DF	Analyzed	By	Prep Date	Prep Batch	Analytical Batch
VD7521-MB	D185038.D	1	07/29/11	ET	n/a	n/a	VD7521

The QC reported here applies to the following samples: Method: SW846 8260B

C17043-23

CAS No.	Compound	Result	RL	MDL	Units	Q
108-88-3	Toluene	ND	50	19	ug/kg	

CAS No.	Surrogate Recoveries	Limits	
1868-53-7	Dibromofluoromethane	91%	67-131%
17060-07-0	1,2-Dichloroethane-D4	99%	66-130%
2037-26-5	Toluene-D8	103%	76-125%
460-00-4	4-Bromofluorobenzene	93%	53-142%

CAS No.	Tentatively Identified Compounds	R.T.	Est. Conc.	Units	Q
	Total TIC, Volatile		0	ug/kg	

9.1.4  
9

# Method Blank Summary

**Job Number:** C17043  
**Account:** ALNCA Accutest Northern California, Inc.  
**Project:** IRISECAO: Romic Soil Investigation(Romic EPA) - 2081 Bay Road,East Palo Alto,CA

Sample	File ID	DF	Analyzed	By	Prep Date	Prep Batch	Analytical Batch
VE7960-MB	E180700.D	1	07/30/11	OTR	n/a	n/a	VE7960

**The QC reported here applies to the following samples:** **Method:** SW846 8260B

C17043-27

CAS No.	Compound	Result	RL	MDL	Units	Q
67-64-1	Acetone	ND	500	330	ug/kg	
78-93-3	2-Butanone (MEK)	ND	500	220	ug/kg	
156-59-2	cis-1,2-Dichloroethene	ND	250	16	ug/kg	
108-10-1	4-Methyl-2-pentanone(MIBK)	ND	250	130	ug/kg	
108-88-3	Toluene	ND	50	19	ug/kg	

CAS No.	Surrogate Recoveries	Limits	
1868-53-7	Dibromofluoromethane	91%	67-131%
17060-07-0	1,2-Dichloroethane-D4	96%	66-130%
2037-26-5	Toluene-D8	92%	76-125%
460-00-4	4-Bromofluorobenzene	93%	53-142%

CAS No.	Tentatively Identified Compounds	R. T.	Est. Conc.	Units	Q
	Total TIC, Volatile		0	ug/kg	

9.1.5  
9

## Method Blank Summary

**Job Number:** C17043

**Account:** ALNCA Accutest Northern California, Inc.

**Project:** IRISECAO: Romic Soil Investigation(Romic EPA) - 2081 Bay Road,East Palo Alto,CA

Sample	File ID	DF	Analyzed	By	Prep Date	Prep Batch	Analytical Batch
VX4982-MB	X117329.D	1	07/30/11	DPP	n/a	n/a	VX4982

The QC reported here applies to the following samples:

Method: SW846 8260B

C17043-7, C17043-8, C17043-9, C17043-10

CAS No.	Compound	Result	RL	MDL	Units	Q
67-64-1	Acetone	ND	10	6.6	ug/kg	
71-43-2	Benzene	ND	1.0	0.13	ug/kg	
108-86-1	Bromobenzene	ND	5.0	0.20	ug/kg	
74-97-5	Bromochloromethane	ND	5.0	0.52	ug/kg	
75-27-4	Bromodichloromethane	ND	5.0	0.22	ug/kg	
75-25-2	Bromoform	ND	5.0	0.76	ug/kg	
74-83-9	Bromomethane	ND	5.0	0.39	ug/kg	
78-93-3	2-Butanone (MEK)	ND	10	4.3	ug/kg	
104-51-8	n-Butylbenzene	ND	5.0	0.24	ug/kg	
135-98-8	sec-Butylbenzene	ND	5.0	0.16	ug/kg	
98-06-6	tert-Butylbenzene	ND	5.0	0.14	ug/kg	
56-23-5	Carbon tetrachloride	ND	5.0	0.35	ug/kg	
108-90-7	Chlorobenzene	ND	5.0	0.32	ug/kg	
75-00-3	Chloroethane	ND	5.0	0.41	ug/kg	
67-66-3	Chloroform	ND	5.0	0.48	ug/kg	
74-87-3	Chloromethane	ND	5.0	0.62	ug/kg	
95-49-8	o-Chlorotoluene	ND	5.0	0.38	ug/kg	
106-43-4	p-Chlorotoluene	ND	5.0	0.21	ug/kg	
108-20-3	Di-Isopropyl ether	ND	5.0	0.13	ug/kg	
96-12-8	1,2-Dibromo-3-chloropropane	ND	10	1.5	ug/kg	
124-48-1	Dibromochloromethane	ND	5.0	0.17	ug/kg	
106-93-4	1,2-Dibromoethane	ND	1.0	0.24	ug/kg	
95-50-1	1,2-Dichlorobenzene	ND	5.0	0.28	ug/kg	
541-73-1	1,3-Dichlorobenzene	ND	5.0	0.19	ug/kg	
106-46-7	1,4-Dichlorobenzene	ND	5.0	0.17	ug/kg	
75-71-8	Dichlorodifluoromethane	ND	5.0	0.32	ug/kg	
75-34-3	1,1-Dichloroethane	ND	5.0	0.22	ug/kg	
107-06-2	1,2-Dichloroethane	ND	1.0	0.18	ug/kg	
75-35-4	1,1-Dichloroethene	ND	5.0	0.61	ug/kg	
156-59-2	cis-1,2-Dichloroethene	ND	5.0	0.32	ug/kg	
156-60-5	trans-1,2-Dichloroethene	ND	5.0	0.42	ug/kg	
78-87-5	1,2-Dichloropropane	ND	5.0	0.27	ug/kg	
142-28-9	1,3-Dichloropropane	ND	5.0	0.37	ug/kg	
594-20-7	2,2-Dichloropropane	ND	5.0	0.17	ug/kg	
563-58-6	1,1-Dichloropropene	ND	5.0	0.21	ug/kg	
10061-01-5	cis-1,3-Dichloropropene	ND	5.0	0.15	ug/kg	

## Method Blank Summary

**Job Number:** C17043

**Account:** ALNCA Accutest Northern California, Inc.

**Project:** IRISECAO: Romic Soil Investigation(Romic EPA) - 2081 Bay Road,East Palo Alto,CA

Sample	File ID	DF	Analyzed	By	Prep Date	Prep Batch	Analytical Batch
VX4982-MB	X117329.D	1	07/30/11	DPP	n/a	n/a	VX4982

The QC reported here applies to the following samples:

Method: SW846 8260B

C17043-7, C17043-8, C17043-9, C17043-10

CAS No.	Compound	Result	RL	MDL	Units	Q
10061-02-6	trans-1,3-Dichloropropene	ND	5.0	0.34	ug/kg	
100-41-4	Ethylbenzene	ND	1.0	0.15	ug/kg	
87-68-3	Hexachlorobutadiene	ND	5.0	0.52	ug/kg	
591-78-6	2-Hexanone	ND	5.0	2.5	ug/kg	
98-82-8	Isopropylbenzene	ND	5.0	0.14	ug/kg	
99-87-6	p-Isopropyltoluene	ND	5.0	0.30	ug/kg	
1634-04-4	Methyl Tert Butyl Ether	ND	1.0	0.18	ug/kg	
108-10-1	4-Methyl-2-pentanone(MIBK)	ND	5.0	2.6	ug/kg	
74-95-3	Methylene bromide	ND	5.0	0.57	ug/kg	
75-09-2	Methylene chloride	ND	5.0	0.23	ug/kg	
91-20-3	Naphthalene	ND	5.0	1.1	ug/kg	
103-65-1	n-Propylbenzene	ND	5.0	0.35	ug/kg	
100-42-5	Styrene	ND	5.0	0.19	ug/kg	
75-65-0	Tert Butyl Alcohol	ND	25	5.8	ug/kg	
994-05-8	tert-Amyl Methyl Ether	ND	5.0	0.15	ug/kg	
637-92-3	tert-Butyl Ethyl Ether	ND	5.0	0.14	ug/kg	
630-20-6	1,1,1,2-Tetrachloroethane	ND	5.0	0.18	ug/kg	
79-34-5	1,1,2,2-Tetrachloroethane	ND	5.0	0.18	ug/kg	
127-18-4	Tetrachloroethene	ND	5.0	0.19	ug/kg	
108-88-3	Toluene	ND	1.0	0.38	ug/kg	
87-61-6	1,2,3-Trichlorobenzene	ND	5.0	0.44	ug/kg	
120-82-1	1,2,4-Trichlorobenzene	ND	5.0	0.34	ug/kg	
71-55-6	1,1,1-Trichloroethane	ND	5.0	0.24	ug/kg	
79-00-5	1,1,2-Trichloroethane	ND	5.0	0.43	ug/kg	
79-01-6	Trichloroethene	ND	5.0	0.25	ug/kg	
75-69-4	Trichlorofluoromethane	ND	5.0	0.48	ug/kg	
96-18-4	1,2,3-Trichloropropane	ND	5.0	1.1	ug/kg	
95-63-6	1,2,4-Trimethylbenzene	ND	5.0	1.1	ug/kg	
108-67-8	1,3,5-Trimethylbenzene	ND	5.0	0.13	ug/kg	
75-01-4	Vinyl chloride	ND	5.0	0.46	ug/kg	
1330-20-7	Xylene (total)	ND	1.0	0.18	ug/kg	

CAS No.	Surrogate Recoveries	Limits
1868-53-7	Dibromofluoromethane	96% 67-131%

## Method Blank Summary

**Job Number:** C17043  
**Account:** ALNCA Accutest Northern California, Inc.  
**Project:** IRISECAO: Romic Soil Investigation(Romic EPA) - 2081 Bay Road,East Palo Alto,CA

Sample	File ID	DF	Analyzed	By	Prep Date	Prep Batch	Analytical Batch
VX4982-MB	X117329.D	1	07/30/11	DPP	n/a	n/a	VX4982

**The QC reported here applies to the following samples:** **Method:** SW846 8260B

C17043-7, C17043-8, C17043-9, C17043-10

CAS No.	Surrogate Recoveries	Limits
17060-07-0	1,2-Dichloroethane-D4	86% 66-130%
2037-26-5	Toluene-D8	108% 76-125%
460-00-4	4-Bromofluorobenzene	99% 53-142%

CAS No.	Tentatively Identified Compounds	R. T.	Est. Conc.	Units	Q
	Total TIC, Volatile		0	ug/kg	

## Method Blank Summary

**Job Number:** C17043

**Account:** ALNCA Accutest Northern California, Inc.

**Project:** IRISECAO: Romic Soil Investigation(Romic EPA) - 2081 Bay Road,East Palo Alto,CA

Sample	File ID	DF	Analyzed	By	Prep Date	Prep Batch	Analytical Batch
VD7522-MB	D185072.D	1	07/30/11	ET	n/a	n/a	VD7522

The QC reported here applies to the following samples:

Method: SW846 8260B

C17043-23

CAS No.	Compound	Result	RL	MDL	Units	Q
67-64-1	Acetone	ND	500	330	ug/kg	
71-43-2	Benzene	ND	50	6.7	ug/kg	
108-86-1	Bromobenzene	ND	250	9.8	ug/kg	
74-97-5	Bromochloromethane	ND	250	26	ug/kg	
75-27-4	Bromodichloromethane	ND	250	11	ug/kg	
75-25-2	Bromoform	ND	250	38	ug/kg	
74-83-9	Bromomethane	ND	250	20	ug/kg	
78-93-3	2-Butanone (MEK)	ND	500	220	ug/kg	
104-51-8	n-Butylbenzene	ND	250	12	ug/kg	
135-98-8	sec-Butylbenzene	ND	250	8.0	ug/kg	
98-06-6	tert-Butylbenzene	ND	250	6.9	ug/kg	
56-23-5	Carbon tetrachloride	ND	250	17	ug/kg	
108-90-7	Chlorobenzene	ND	250	16	ug/kg	
75-00-3	Chloroethane	ND	250	20	ug/kg	
67-66-3	Chloroform	ND	250	24	ug/kg	
74-87-3	Chloromethane	ND	250	31	ug/kg	
95-49-8	o-Chlorotoluene	ND	250	19	ug/kg	
106-43-4	p-Chlorotoluene	ND	250	10	ug/kg	
108-20-3	Di-Isopropyl ether	ND	250	6.4	ug/kg	
96-12-8	1,2-Dibromo-3-chloropropane	ND	500	76	ug/kg	
124-48-1	Dibromochloromethane	ND	250	8.4	ug/kg	
106-93-4	1,2-Dibromoethane	ND	50	12	ug/kg	
95-50-1	1,2-Dichlorobenzene	ND	250	14	ug/kg	
541-73-1	1,3-Dichlorobenzene	ND	250	9.6	ug/kg	
106-46-7	1,4-Dichlorobenzene	ND	250	8.5	ug/kg	
75-71-8	Dichlorodifluoromethane	ND	250	16	ug/kg	
75-34-3	1,1-Dichloroethane	ND	250	11	ug/kg	
107-06-2	1,2-Dichloroethane	ND	50	9.1	ug/kg	
75-35-4	1,1-Dichloroethene	ND	250	31	ug/kg	
156-59-2	cis-1,2-Dichloroethene	ND	250	16	ug/kg	
156-60-5	trans-1,2-Dichloroethene	ND	250	21	ug/kg	
78-87-5	1,2-Dichloropropane	ND	250	13	ug/kg	
142-28-9	1,3-Dichloropropane	ND	250	19	ug/kg	
594-20-7	2,2-Dichloropropane	ND	250	8.6	ug/kg	
563-58-6	1,1-Dichloropropene	ND	250	10	ug/kg	
10061-01-5	cis-1,3-Dichloropropene	ND	250	7.6	ug/kg	



# Method Blank Summary

**Job Number:** C17043

**Account:** ALNCA Accutest Northern California, Inc.

**Project:** IRISECAO: Romic Soil Investigation(Romic EPA) - 2081 Bay Road,East Palo Alto,CA

Sample	File ID	DF	Analyzed	By	Prep Date	Prep Batch	Analytical Batch
VD7522-MB	D185072.D	1	07/30/11	ET	n/a	n/a	VD7522

The QC reported here applies to the following samples:

Method: SW846 8260B

C17043-23

CAS No.	Compound	Result	RL	MDL	Units	Q
10061-02-6	trans-1,3-Dichloropropene	ND	250	17	ug/kg	
100-41-4	Ethylbenzene	ND	50	7.4	ug/kg	
87-68-3	Hexachlorobutadiene	ND	250	26	ug/kg	
591-78-6	2-Hexanone	ND	250	120	ug/kg	
98-82-8	Isopropylbenzene	ND	250	6.9	ug/kg	
99-87-6	p-Isopropyltoluene	ND	250	15	ug/kg	
1634-04-4	Methyl Tert Butyl Ether	ND	50	9.0	ug/kg	
108-10-1	4-Methyl-2-pentanone(MIBK)	ND	250	130	ug/kg	
74-95-3	Methylene bromide	ND	250	28	ug/kg	
75-09-2	Methylene chloride	ND	250	12	ug/kg	
91-20-3	Naphthalene	ND	250	53	ug/kg	
103-65-1	n-Propylbenzene	ND	250	17	ug/kg	
100-42-5	Styrene	ND	250	9.3	ug/kg	
75-65-0	Tert Butyl Alcohol	ND	1300	290	ug/kg	
994-05-8	tert-Amyl Methyl Ether	ND	250	7.5	ug/kg	
637-92-3	tert-Butyl Ethyl Ether	ND	250	7.0	ug/kg	
630-20-6	1,1,1,2-Tetrachloroethane	ND	250	9.2	ug/kg	
79-34-5	1,1,2,2-Tetrachloroethane	ND	250	9.0	ug/kg	
127-18-4	Tetrachloroethene	ND	250	9.6	ug/kg	
87-61-6	1,2,3-Trichlorobenzene	ND	250	22	ug/kg	
120-82-1	1,2,4-Trichlorobenzene	ND	250	17	ug/kg	
71-55-6	1,1,1-Trichloroethane	ND	250	12	ug/kg	
79-00-5	1,1,2-Trichloroethane	ND	250	22	ug/kg	
79-01-6	Trichloroethene	ND	250	12	ug/kg	
75-69-4	Trichlorofluoromethane	ND	250	24	ug/kg	
96-18-4	1,2,3-Trichloropropane	ND	250	54	ug/kg	
95-63-6	1,2,4-Trimethylbenzene	ND	250	56	ug/kg	
108-67-8	1,3,5-Trimethylbenzene	ND	250	6.4	ug/kg	
75-01-4	Vinyl chloride	ND	250	23	ug/kg	
1330-20-7	Xylene (total)	ND	50	9.2	ug/kg	

CAS No.	Surrogate Recoveries	Limits	
1868-53-7	Dibromofluoromethane	88%	67-131%
17060-07-0	1,2-Dichloroethane-D4	91%	66-130%

9.1.7  
9

## Method Blank Summary

**Job Number:** C17043  
**Account:** ALNCA Accutest Northern California, Inc.  
**Project:** IRISECAO: Romic Soil Investigation(Romic EPA) - 2081 Bay Road,East Palo Alto,CA

Sample	File ID	DF	Analyzed	By	Prep Date	Prep Batch	Analytical Batch
VD7522-MB	D185072.D	1	07/30/11	ET	n/a	n/a	VD7522

The QC reported here applies to the following samples:

Method: SW846 8260B

C17043-23

CAS No.	Surrogate Recoveries	Limits
2037-26-5	Toluene-D8	100% 76-125%
460-00-4	4-Bromofluorobenzene	87% 53-142%

CAS No.	Tentatively Identified Compounds	R.T.	Est. Conc.	Units	Q
	Total TIC, Volatile		0	ug/kg	

## Method Blank Summary

**Job Number:** C17043

**Account:** ALNCA Accutest Northern California, Inc.

**Project:** IRISECAO: Romic Soil Investigation(Romic EPA) - 2081 Bay Road,East Palo Alto,CA

Sample	File ID	DF	Analyzed	By	Prep Date	Prep Batch	Analytical Batch
VV5020-MB	V117841.D	1	07/30/11	AVM	n/a	n/a	VV5020

The QC reported here applies to the following samples:

Method: SW846 8260B

C17043-2, C17043-4, C17043-5, C17043-12, C17043-13

CAS No.	Compound	Result	RL	MDL	Units	Q
67-64-1	Acetone	ND	10	6.6	ug/kg	
71-43-2	Benzene	ND	1.0	0.13	ug/kg	
108-86-1	Bromobenzene	ND	5.0	0.20	ug/kg	
74-97-5	Bromochloromethane	ND	5.0	0.52	ug/kg	
75-27-4	Bromodichloromethane	ND	5.0	0.22	ug/kg	
75-25-2	Bromoform	ND	5.0	0.76	ug/kg	
74-83-9	Bromomethane	ND	5.0	0.39	ug/kg	
78-93-3	2-Butanone (MEK)	ND	10	4.3	ug/kg	
104-51-8	n-Butylbenzene	ND	5.0	0.24	ug/kg	
135-98-8	sec-Butylbenzene	ND	5.0	0.16	ug/kg	
98-06-6	tert-Butylbenzene	ND	5.0	0.14	ug/kg	
56-23-5	Carbon tetrachloride	ND	5.0	0.35	ug/kg	
108-90-7	Chlorobenzene	ND	5.0	0.32	ug/kg	
75-00-3	Chloroethane	ND	5.0	0.41	ug/kg	
67-66-3	Chloroform	ND	5.0	0.48	ug/kg	
74-87-3	Chloromethane	ND	5.0	0.62	ug/kg	
95-49-8	o-Chlorotoluene	ND	5.0	0.38	ug/kg	
106-43-4	p-Chlorotoluene	ND	5.0	0.21	ug/kg	
108-20-3	Di-Isopropyl ether	ND	5.0	0.13	ug/kg	
96-12-8	1,2-Dibromo-3-chloropropane	ND	10	1.5	ug/kg	
124-48-1	Dibromochloromethane	ND	5.0	0.17	ug/kg	
106-93-4	1,2-Dibromoethane	ND	1.0	0.24	ug/kg	
95-50-1	1,2-Dichlorobenzene	ND	5.0	0.28	ug/kg	
541-73-1	1,3-Dichlorobenzene	ND	5.0	0.19	ug/kg	
106-46-7	1,4-Dichlorobenzene	ND	5.0	0.17	ug/kg	
75-71-8	Dichlorodifluoromethane	ND	5.0	0.32	ug/kg	
75-34-3	1,1-Dichloroethane	ND	5.0	0.22	ug/kg	
107-06-2	1,2-Dichloroethane	ND	1.0	0.18	ug/kg	
75-35-4	1,1-Dichloroethene	ND	5.0	0.61	ug/kg	
156-59-2	cis-1,2-Dichloroethene	ND	5.0	0.32	ug/kg	
156-60-5	trans-1,2-Dichloroethene	ND	5.0	0.42	ug/kg	
78-87-5	1,2-Dichloropropane	ND	5.0	0.27	ug/kg	
142-28-9	1,3-Dichloropropane	ND	5.0	0.37	ug/kg	
594-20-7	2,2-Dichloropropane	ND	5.0	0.17	ug/kg	
563-58-6	1,1-Dichloropropene	ND	5.0	0.21	ug/kg	
10061-01-5	cis-1,3-Dichloropropene	ND	5.0	0.15	ug/kg	

## Method Blank Summary

**Job Number:** C17043

**Account:** ALNCA Accutest Northern California, Inc.

**Project:** IRISECAO: Romic Soil Investigation(Romic EPA) - 2081 Bay Road,East Palo Alto,CA

Sample	File ID	DF	Analyzed	By	Prep Date	Prep Batch	Analytical Batch
VV5020-MB	V117841.D	1	07/30/11	AVM	n/a	n/a	VV5020

The QC reported here applies to the following samples:

Method: SW846 8260B

C17043-2, C17043-4, C17043-5, C17043-12, C17043-13

CAS No.	Compound	Result	RL	MDL	Units	Q
10061-02-6	trans-1,3-Dichloropropene	ND	5.0	0.34	ug/kg	
100-41-4	Ethylbenzene	ND	1.0	0.15	ug/kg	
87-68-3	Hexachlorobutadiene	ND	5.0	0.52	ug/kg	
591-78-6	2-Hexanone	ND	5.0	2.5	ug/kg	
98-82-8	Isopropylbenzene	ND	5.0	0.14	ug/kg	
99-87-6	p-Isopropyltoluene	ND	5.0	0.30	ug/kg	
1634-04-4	Methyl Tert Butyl Ether	ND	1.0	0.18	ug/kg	
108-10-1	4-Methyl-2-pentanone(MIBK)	ND	5.0	2.6	ug/kg	
74-95-3	Methylene bromide	ND	5.0	0.57	ug/kg	
75-09-2	Methylene chloride	ND	5.0	0.23	ug/kg	
91-20-3	Naphthalene	ND	5.0	1.1	ug/kg	
103-65-1	n-Propylbenzene	ND	5.0	0.35	ug/kg	
100-42-5	Styrene	ND	5.0	0.19	ug/kg	
75-65-0	Tert Butyl Alcohol	ND	25	5.8	ug/kg	
994-05-8	tert-Amyl Methyl Ether	ND	5.0	0.15	ug/kg	
637-92-3	tert-Butyl Ethyl Ether	ND	5.0	0.14	ug/kg	
630-20-6	1,1,1,2-Tetrachloroethane	ND	5.0	0.18	ug/kg	
79-34-5	1,1,2,2-Tetrachloroethane	ND	5.0	0.18	ug/kg	
127-18-4	Tetrachloroethene	ND	5.0	0.19	ug/kg	
108-88-3	Toluene	ND	1.0	0.38	ug/kg	
87-61-6	1,2,3-Trichlorobenzene	ND	5.0	0.44	ug/kg	
120-82-1	1,2,4-Trichlorobenzene	ND	5.0	0.34	ug/kg	
71-55-6	1,1,1-Trichloroethane	ND	5.0	0.24	ug/kg	
79-00-5	1,1,2-Trichloroethane	ND	5.0	0.43	ug/kg	
79-01-6	Trichloroethene	ND	5.0	0.25	ug/kg	
75-69-4	Trichlorofluoromethane	ND	5.0	0.48	ug/kg	
96-18-4	1,2,3-Trichloropropane	ND	5.0	1.1	ug/kg	
95-63-6	1,2,4-Trimethylbenzene	ND	5.0	1.1	ug/kg	
108-67-8	1,3,5-Trimethylbenzene	ND	5.0	0.13	ug/kg	
75-01-4	Vinyl chloride	ND	5.0	0.46	ug/kg	
1330-20-7	Xylene (total)	ND	1.0	0.18	ug/kg	

CAS No.	Surrogate Recoveries	Limits
1868-53-7	Dibromofluoromethane	106% 67-131%

## Method Blank Summary

**Job Number:** C17043  
**Account:** ALNCA Accutest Northern California, Inc.  
**Project:** IRISECAO: Romic Soil Investigation(Romic EPA) - 2081 Bay Road,East Palo Alto,CA

Sample	File ID	DF	Analyzed	By	Prep Date	Prep Batch	Analytical Batch
VV5020-MB	V117841.D	1	07/30/11	AVM	n/a	n/a	VV5020

The QC reported here applies to the following samples:

Method: SW846 8260B

C17043-2, C17043-4, C17043-5, C17043-12, C17043-13

CAS No.	Surrogate Recoveries	Limits
17060-07-0	1,2-Dichloroethane-D4	97% 66-130%
2037-26-5	Toluene-D8	109% 76-125%
460-00-4	4-Bromofluorobenzene	99% 53-142%

CAS No.	Tentatively Identified Compounds	R. T.	Est. Conc.	Units	Q
	Total TIC, Volatile		0	ug/kg	

## Method Blank Summary

**Job Number:** C17043

**Account:** ALNCA Accutest Northern California, Inc.

**Project:** IRISECAO: Romic Soil Investigation(Romic EPA) - 2081 Bay Road,East Palo Alto,CA

Sample	File ID	DF	Analyzed	By	Prep Date	Prep Batch	Analytical Batch
V3A4092-MB	3A95345.D	1	07/30/11	HSS	n/a	n/a	V3A4092

The QC reported here applies to the following samples:

Method: SW846 8260B

C17043-17, C17043-18, C17043-20, C17043-24

CAS No.	Compound	Result	RL	MDL	Units	Q
67-64-1	Acetone	ND	500	330	ug/kg	
71-43-2	Benzene	ND	50	6.7	ug/kg	
108-86-1	Bromobenzene	ND	250	9.8	ug/kg	
74-97-5	Bromochloromethane	ND	250	26	ug/kg	
75-27-4	Bromodichloromethane	ND	250	11	ug/kg	
75-25-2	Bromoform	ND	250	38	ug/kg	
74-83-9	Bromomethane	ND	250	20	ug/kg	
78-93-3	2-Butanone (MEK)	ND	500	220	ug/kg	
104-51-8	n-Butylbenzene	ND	250	12	ug/kg	
135-98-8	sec-Butylbenzene	ND	250	8.0	ug/kg	
98-06-6	tert-Butylbenzene	ND	250	6.9	ug/kg	
56-23-5	Carbon tetrachloride	ND	250	17	ug/kg	
108-90-7	Chlorobenzene	ND	250	16	ug/kg	
75-00-3	Chloroethane	ND	250	20	ug/kg	
67-66-3	Chloroform	ND	250	24	ug/kg	
74-87-3	Chloromethane	ND	250	31	ug/kg	
95-49-8	o-Chlorotoluene	ND	250	19	ug/kg	
106-43-4	p-Chlorotoluene	ND	250	10	ug/kg	
108-20-3	Di-Isopropyl ether	ND	250	6.4	ug/kg	
96-12-8	1,2-Dibromo-3-chloropropane	ND	500	76	ug/kg	
124-48-1	Dibromochloromethane	ND	250	8.4	ug/kg	
106-93-4	1,2-Dibromoethane	ND	50	12	ug/kg	
95-50-1	1,2-Dichlorobenzene	ND	250	14	ug/kg	
541-73-1	1,3-Dichlorobenzene	ND	250	9.6	ug/kg	
106-46-7	1,4-Dichlorobenzene	ND	250	8.5	ug/kg	
75-71-8	Dichlorodifluoromethane	ND	250	16	ug/kg	
75-34-3	1,1-Dichloroethane	ND	250	11	ug/kg	
107-06-2	1,2-Dichloroethane	ND	50	9.1	ug/kg	
75-35-4	1,1-Dichloroethene	ND	250	31	ug/kg	
156-59-2	cis-1,2-Dichloroethene	ND	250	16	ug/kg	
156-60-5	trans-1,2-Dichloroethene	ND	250	21	ug/kg	
78-87-5	1,2-Dichloropropane	ND	250	13	ug/kg	
142-28-9	1,3-Dichloropropane	ND	250	19	ug/kg	
594-20-7	2,2-Dichloropropane	ND	250	8.6	ug/kg	
563-58-6	1,1-Dichloropropene	ND	250	10	ug/kg	
10061-01-5	cis-1,3-Dichloropropene	ND	250	7.6	ug/kg	

## Method Blank Summary

**Job Number:** C17043

**Account:** ALNCA Accutest Northern California, Inc.

**Project:** IRISECAO: Romic Soil Investigation(Romic EPA) - 2081 Bay Road,East Palo Alto,CA

Sample	File ID	DF	Analyzed	By	Prep Date	Prep Batch	Analytical Batch
V3A4092-MB	3A95345.D	1	07/30/11	HSS	n/a	n/a	V3A4092

The QC reported here applies to the following samples:

Method: SW846 8260B

C17043-17, C17043-18, C17043-20, C17043-24

CAS No.	Compound	Result	RL	MDL	Units	Q
10061-02-6	trans-1,3-Dichloropropene	ND	250	17	ug/kg	
100-41-4	Ethylbenzene	ND	50	7.4	ug/kg	
87-68-3	Hexachlorobutadiene	ND	250	26	ug/kg	
591-78-6	2-Hexanone	ND	250	120	ug/kg	
98-82-8	Isopropylbenzene	ND	250	6.9	ug/kg	
99-87-6	p-Isopropyltoluene	ND	250	15	ug/kg	
1634-04-4	Methyl Tert Butyl Ether	ND	50	9.0	ug/kg	
108-10-1	4-Methyl-2-pentanone(MIBK)	ND	250	130	ug/kg	
74-95-3	Methylene bromide	ND	250	28	ug/kg	
75-09-2	Methylene chloride	ND	250	12	ug/kg	
91-20-3	Naphthalene	ND	250	53	ug/kg	
103-65-1	n-Propylbenzene	ND	250	17	ug/kg	
100-42-5	Styrene	ND	250	9.3	ug/kg	
75-65-0	Tert Butyl Alcohol	ND	1300	290	ug/kg	
994-05-8	tert-Amyl Methyl Ether	ND	250	7.5	ug/kg	
637-92-3	tert-Butyl Ethyl Ether	ND	250	7.0	ug/kg	
630-20-6	1,1,1,2-Tetrachloroethane	ND	250	9.2	ug/kg	
79-34-5	1,1,2,2-Tetrachloroethane	ND	250	9.0	ug/kg	
127-18-4	Tetrachloroethene	ND	250	9.6	ug/kg	
108-88-3	Toluene	ND	50	19	ug/kg	
87-61-6	1,2,3-Trichlorobenzene	ND	250	22	ug/kg	
120-82-1	1,2,4-Trichlorobenzene	ND	250	17	ug/kg	
71-55-6	1,1,1-Trichloroethane	ND	250	12	ug/kg	
79-00-5	1,1,2-Trichloroethane	ND	250	22	ug/kg	
79-01-6	Trichloroethene	ND	250	12	ug/kg	
75-69-4	Trichlorofluoromethane	ND	250	24	ug/kg	
96-18-4	1,2,3-Trichloropropane	ND	250	54	ug/kg	
95-63-6	1,2,4-Trimethylbenzene	ND	250	56	ug/kg	
108-67-8	1,3,5-Trimethylbenzene	ND	250	6.4	ug/kg	
75-01-4	Vinyl chloride	ND	250	23	ug/kg	
1330-20-7	Xylene (total)	ND	50	9.2	ug/kg	

CAS No.	Surrogate Recoveries	Limits
1868-53-7	Dibromofluoromethane	97% 67-131%

## Method Blank Summary

**Job Number:** C17043  
**Account:** ALNCA Accutest Northern California, Inc.  
**Project:** IRISECAO: Romic Soil Investigation(Romic EPA) - 2081 Bay Road,East Palo Alto,CA

Sample	File ID	DF	Analyzed	By	Prep Date	Prep Batch	Analytical Batch
V3A4092-MB	3A95345.D	1	07/30/11	HSS	n/a	n/a	V3A4092

The QC reported here applies to the following samples:

Method: SW846 8260B

C17043-17, C17043-18, C17043-20, C17043-24

CAS No.	Surrogate Recoveries	Limits
17060-07-0	1,2-Dichloroethane-D4	93% 66-130%
2037-26-5	Toluene-D8	100% 76-125%
460-00-4	4-Bromofluorobenzene	96% 53-142%



## Method Blank Summary

**Job Number:** C17043

**Account:** ALNCA Accutest Northern California, Inc.

**Project:** IRISECAO: Romic Soil Investigation(Romic EPA) - 2081 Bay Road,East Palo Alto,CA

Sample	File ID	DF	Analyzed	By	Prep Date	Prep Batch	Analytical Batch
V3A4094-MB	3A95392.D	1	08/01/11	HSS	n/a	n/a	V3A4094

The QC reported here applies to the following samples:

Method: SW846 8260B

C17043-19, C17043-21, C17043-22, C17043-25

CAS No.	Compound	Result	RL	MDL	Units	Q
67-64-1	Acetone	ND	500	330	ug/kg	
71-43-2	Benzene	ND	50	6.7	ug/kg	
108-86-1	Bromobenzene	ND	250	9.8	ug/kg	
74-97-5	Bromochloromethane	ND	250	26	ug/kg	
75-27-4	Bromodichloromethane	ND	250	11	ug/kg	
75-25-2	Bromoform	ND	250	38	ug/kg	
74-83-9	Bromomethane	ND	250	20	ug/kg	
78-93-3	2-Butanone (MEK)	ND	500	220	ug/kg	
104-51-8	n-Butylbenzene	ND	250	12	ug/kg	
135-98-8	sec-Butylbenzene	ND	250	8.0	ug/kg	
98-06-6	tert-Butylbenzene	ND	250	6.9	ug/kg	
56-23-5	Carbon tetrachloride	ND	250	17	ug/kg	
108-90-7	Chlorobenzene	ND	250	16	ug/kg	
75-00-3	Chloroethane	ND	250	20	ug/kg	
67-66-3	Chloroform	ND	250	24	ug/kg	
74-87-3	Chloromethane	ND	250	31	ug/kg	
95-49-8	o-Chlorotoluene	ND	250	19	ug/kg	
106-43-4	p-Chlorotoluene	ND	250	10	ug/kg	
108-20-3	Di-Isopropyl ether	ND	250	6.4	ug/kg	
96-12-8	1,2-Dibromo-3-chloropropane	ND	500	76	ug/kg	
124-48-1	Dibromochloromethane	ND	250	8.4	ug/kg	
106-93-4	1,2-Dibromoethane	ND	50	12	ug/kg	
95-50-1	1,2-Dichlorobenzene	ND	250	14	ug/kg	
541-73-1	1,3-Dichlorobenzene	ND	250	9.6	ug/kg	
106-46-7	1,4-Dichlorobenzene	ND	250	8.5	ug/kg	
75-71-8	Dichlorodifluoromethane	ND	250	16	ug/kg	
75-34-3	1,1-Dichloroethane	ND	250	11	ug/kg	
107-06-2	1,2-Dichloroethane	ND	50	9.1	ug/kg	
75-35-4	1,1-Dichloroethene	ND	250	31	ug/kg	
156-59-2	cis-1,2-Dichloroethene	ND	250	16	ug/kg	
156-60-5	trans-1,2-Dichloroethene	ND	250	21	ug/kg	
78-87-5	1,2-Dichloropropane	ND	250	13	ug/kg	
142-28-9	1,3-Dichloropropane	ND	250	19	ug/kg	
594-20-7	2,2-Dichloropropane	ND	250	8.6	ug/kg	
563-58-6	1,1-Dichloropropene	ND	250	10	ug/kg	
10061-01-5	cis-1,3-Dichloropropene	ND	250	7.6	ug/kg	

## Method Blank Summary

**Job Number:** C17043

**Account:** ALNCA Accutest Northern California, Inc.

**Project:** IRISECAO: Romic Soil Investigation(Romic EPA) - 2081 Bay Road,East Palo Alto,CA

Sample	File ID	DF	Analyzed	By	Prep Date	Prep Batch	Analytical Batch
V3A4094-MB	3A95392.D	1	08/01/11	HSS	n/a	n/a	V3A4094

The QC reported here applies to the following samples:

Method: SW846 8260B

C17043-19, C17043-21, C17043-22, C17043-25

CAS No.	Compound	Result	RL	MDL	Units	Q
10061-02-6	trans-1,3-Dichloropropene	ND	250	17	ug/kg	
100-41-4	Ethylbenzene	ND	50	7.4	ug/kg	
87-68-3	Hexachlorobutadiene	ND	250	26	ug/kg	
591-78-6	2-Hexanone	ND	250	120	ug/kg	
98-82-8	Isopropylbenzene	ND	250	6.9	ug/kg	
99-87-6	p-Isopropyltoluene	ND	250	15	ug/kg	
1634-04-4	Methyl Tert Butyl Ether	ND	50	9.0	ug/kg	
108-10-1	4-Methyl-2-pentanone(MIBK)	ND	250	130	ug/kg	
74-95-3	Methylene bromide	ND	250	28	ug/kg	
75-09-2	Methylene chloride	ND	250	12	ug/kg	
91-20-3	Naphthalene	ND	250	53	ug/kg	
103-65-1	n-Propylbenzene	ND	250	17	ug/kg	
100-42-5	Styrene	ND	250	9.3	ug/kg	
75-65-0	Tert Butyl Alcohol	ND	1300	290	ug/kg	
994-05-8	tert-Amyl Methyl Ether	ND	250	7.5	ug/kg	
637-92-3	tert-Butyl Ethyl Ether	ND	250	7.0	ug/kg	
630-20-6	1,1,1,2-Tetrachloroethane	ND	250	9.2	ug/kg	
79-34-5	1,1,2,2-Tetrachloroethane	ND	250	9.0	ug/kg	
127-18-4	Tetrachloroethene	ND	250	9.6	ug/kg	
108-88-3	Toluene	ND	50	19	ug/kg	
87-61-6	1,2,3-Trichlorobenzene	ND	250	22	ug/kg	
120-82-1	1,2,4-Trichlorobenzene	ND	250	17	ug/kg	
71-55-6	1,1,1-Trichloroethane	ND	250	12	ug/kg	
79-00-5	1,1,2-Trichloroethane	ND	250	22	ug/kg	
79-01-6	Trichloroethene	ND	250	12	ug/kg	
75-69-4	Trichlorofluoromethane	ND	250	24	ug/kg	
96-18-4	1,2,3-Trichloropropane	ND	250	54	ug/kg	
95-63-6	1,2,4-Trimethylbenzene	ND	250	56	ug/kg	
108-67-8	1,3,5-Trimethylbenzene	ND	250	6.4	ug/kg	
75-01-4	Vinyl chloride	ND	250	23	ug/kg	
1330-20-7	Xylene (total)	ND	50	9.2	ug/kg	

CAS No.	Surrogate Recoveries	Limits
1868-53-7	Dibromofluoromethane	96% 67-131%

# Method Blank Summary

**Job Number:** C17043  
**Account:** ALNCA Accutest Northern California, Inc.  
**Project:** IRISECAO: Romic Soil Investigation(Romic EPA) - 2081 Bay Road,East Palo Alto,CA

Sample	File ID	DF	Analyzed	By	Prep Date	Prep Batch	Analytical Batch
V3A4094-MB	3A95392.D	1	08/01/11	HSS	n/a	n/a	V3A4094

**The QC reported here applies to the following samples:** **Method:** SW846 8260B

C17043-19, C17043-21, C17043-22, C17043-25

CAS No.	Surrogate Recoveries	Limits
17060-07-0	1,2-Dichloroethane-D4	96% 66-130%
2037-26-5	Toluene-D8	100% 76-125%
460-00-4	4-Bromofluorobenzene	95% 53-142%

CAS No.	Tentatively Identified Compounds	R. T.	Est. Conc.	Units	Q
	Total TIC, Volatile		0	ug/kg	

9.1.10  
9

## Method Blank Summary

**Job Number:** C17043

**Account:** ALNCA Accutest Northern California, Inc.

**Project:** IRISECAO: Romic Soil Investigation(Romic EPA) - 2081 Bay Road,East Palo Alto,CA

Sample	File ID	DF	Analyzed	By	Prep Date	Prep Batch	Analytical Batch
VE7962-MB	E180752.D	1	08/01/11	OTR	n/a	n/a	VE7962

The QC reported here applies to the following samples:

Method: SW846 8260B

C17043-26, C17043-30, C17043-31, C17043-32, C17043-33

CAS No.	Compound	Result	RL	MDL	Units	Q
67-64-1	Acetone	ND	500	330	ug/kg	
71-43-2	Benzene	ND	50	6.7	ug/kg	
108-86-1	Bromobenzene	ND	250	9.8	ug/kg	
74-97-5	Bromochloromethane	ND	250	26	ug/kg	
75-27-4	Bromodichloromethane	ND	250	11	ug/kg	
75-25-2	Bromoform	ND	250	38	ug/kg	
74-83-9	Bromomethane	ND	250	20	ug/kg	
78-93-3	2-Butanone (MEK)	ND	500	220	ug/kg	
104-51-8	n-Butylbenzene	ND	250	12	ug/kg	
135-98-8	sec-Butylbenzene	ND	250	8.0	ug/kg	
98-06-6	tert-Butylbenzene	ND	250	6.9	ug/kg	
56-23-5	Carbon tetrachloride	ND	250	17	ug/kg	
108-90-7	Chlorobenzene	ND	250	16	ug/kg	
75-00-3	Chloroethane	ND	250	20	ug/kg	
67-66-3	Chloroform	ND	250	24	ug/kg	
74-87-3	Chloromethane	ND	250	31	ug/kg	
95-49-8	o-Chlorotoluene	ND	250	19	ug/kg	
106-43-4	p-Chlorotoluene	ND	250	10	ug/kg	
108-20-3	Di-Isopropyl ether	ND	250	6.4	ug/kg	
96-12-8	1,2-Dibromo-3-chloropropane	ND	500	76	ug/kg	
124-48-1	Dibromochloromethane	ND	250	8.4	ug/kg	
106-93-4	1,2-Dibromoethane	ND	50	12	ug/kg	
95-50-1	1,2-Dichlorobenzene	ND	250	14	ug/kg	
541-73-1	1,3-Dichlorobenzene	ND	250	9.6	ug/kg	
106-46-7	1,4-Dichlorobenzene	ND	250	8.5	ug/kg	
75-71-8	Dichlorodifluoromethane	ND	250	16	ug/kg	
75-34-3	1,1-Dichloroethane	ND	250	11	ug/kg	
107-06-2	1,2-Dichloroethane	ND	50	9.1	ug/kg	
75-35-4	1,1-Dichloroethene	ND	250	31	ug/kg	
156-59-2	cis-1,2-Dichloroethene	ND	250	16	ug/kg	
156-60-5	trans-1,2-Dichloroethene	ND	250	21	ug/kg	
78-87-5	1,2-Dichloropropane	ND	250	13	ug/kg	
142-28-9	1,3-Dichloropropane	ND	250	19	ug/kg	
594-20-7	2,2-Dichloropropane	ND	250	8.6	ug/kg	
563-58-6	1,1-Dichloropropene	ND	250	10	ug/kg	
10061-01-5	cis-1,3-Dichloropropene	ND	250	7.6	ug/kg	

## Method Blank Summary

**Job Number:** C17043

**Account:** ALNCA Accutest Northern California, Inc.

**Project:** IRISECAO: Romic Soil Investigation(Romic EPA) - 2081 Bay Road,East Palo Alto,CA

Sample	File ID	DF	Analyzed	By	Prep Date	Prep Batch	Analytical Batch
VE7962-MB	E180752.D	1	08/01/11	OTR	n/a	n/a	VE7962

The QC reported here applies to the following samples:

Method: SW846 8260B

C17043-26, C17043-30, C17043-31, C17043-32, C17043-33

CAS No.	Compound	Result	RL	MDL	Units	Q
10061-02-6	trans-1,3-Dichloropropene	ND	250	17	ug/kg	
100-41-4	Ethylbenzene	ND	50	7.4	ug/kg	
87-68-3	Hexachlorobutadiene	ND	250	26	ug/kg	
591-78-6	2-Hexanone	ND	250	120	ug/kg	
98-82-8	Isopropylbenzene	ND	250	6.9	ug/kg	
99-87-6	p-Isopropyltoluene	ND	250	15	ug/kg	
1634-04-4	Methyl Tert Butyl Ether	ND	50	9.0	ug/kg	
108-10-1	4-Methyl-2-pentanone(MIBK)	ND	250	130	ug/kg	
74-95-3	Methylene bromide	ND	250	28	ug/kg	
75-09-2	Methylene chloride	ND	250	12	ug/kg	
91-20-3	Naphthalene	ND	250	53	ug/kg	
103-65-1	n-Propylbenzene	ND	250	17	ug/kg	
100-42-5	Styrene	ND	250	9.3	ug/kg	
75-65-0	Tert Butyl Alcohol	ND	1300	290	ug/kg	
994-05-8	tert-Amyl Methyl Ether	ND	250	7.5	ug/kg	
637-92-3	tert-Butyl Ethyl Ether	ND	250	7.0	ug/kg	
630-20-6	1,1,1,2-Tetrachloroethane	ND	250	9.2	ug/kg	
79-34-5	1,1,2,2-Tetrachloroethane	ND	250	9.0	ug/kg	
127-18-4	Tetrachloroethene	ND	250	9.6	ug/kg	
108-88-3	Toluene	ND	50	19	ug/kg	
87-61-6	1,2,3-Trichlorobenzene	ND	250	22	ug/kg	
120-82-1	1,2,4-Trichlorobenzene	ND	250	17	ug/kg	
71-55-6	1,1,1-Trichloroethane	ND	250	12	ug/kg	
79-00-5	1,1,2-Trichloroethane	ND	250	22	ug/kg	
79-01-6	Trichloroethene	ND	250	12	ug/kg	
75-69-4	Trichlorofluoromethane	ND	250	24	ug/kg	
96-18-4	1,2,3-Trichloropropane	ND	250	54	ug/kg	
95-63-6	1,2,4-Trimethylbenzene	ND	250	56	ug/kg	
108-67-8	1,3,5-Trimethylbenzene	ND	250	6.4	ug/kg	
75-01-4	Vinyl chloride	ND	250	23	ug/kg	
1330-20-7	Xylene (total)	ND	50	9.2	ug/kg	

CAS No.	Surrogate Recoveries	Limits
1868-53-7	Dibromofluoromethane	89% 67-131%

## Method Blank Summary

**Job Number:** C17043  
**Account:** ALNCA Accutest Northern California, Inc.  
**Project:** IRISECAO: Romic Soil Investigation(Romic EPA) - 2081 Bay Road,East Palo Alto,CA

Sample	File ID	DF	Analyzed	By	Prep Date	Prep Batch	Analytical Batch
VE7962-MB	E180752.D	1	08/01/11	OTR	n/a	n/a	VE7962

The QC reported here applies to the following samples:

Method: SW846 8260B

C17043-26, C17043-30, C17043-31, C17043-32, C17043-33

CAS No.	Surrogate Recoveries	Limits
17060-07-0	1,2-Dichloroethane-D4	94% 66-130%
2037-26-5	Toluene-D8	93% 76-125%
460-00-4	4-Bromofluorobenzene	92% 53-142%

CAS No.	Tentatively Identified Compounds	R. T.	Est. Conc.	Units	Q
	system artifact	5.67	2300	ug/kg	J
	Total TIC, Volatile		0	ug/kg	

# Blank Spike Summary

**Job Number:** C17043

**Account:** ALNCA Accutest Northern California, Inc.

**Project:** IRISECAO: Romic Soil Investigation(Romic EPA) - 2081 Bay Road,East Palo Alto,CA

Sample	File ID	DF	Analyzed	By	Prep Date	Prep Batch	Analytical Batch
VE7958-BS	E180650.D	1	07/29/11	OTR	n/a	n/a	VE7958

The QC reported here applies to the following samples:

Method: SW846 8260B

C17043-26, C17043-27, C17043-28, C17043-29, C17043-30

CAS No.	Compound	Spike ug/kg	BSP ug/kg	BSP %	Limits
67-64-1	Acetone	2500	2870	115	48-154
71-43-2	Benzene	2500	2470	99	76-120
108-86-1	Bromobenzene	2500	2470	99	78-121
74-97-5	Bromochloromethane	2500	2540	102	80-130
75-27-4	Bromodichloromethane	2500	2640	106	80-139
75-25-2	Bromoform	2500	2690	108	71-144
74-83-9	Bromomethane	2500	2420	97	56-142
78-93-3	2-Butanone (MEK)	2500	2800	112	61-141
104-51-8	n-Butylbenzene	2500	2590	104	70-131
135-98-8	sec-Butylbenzene	2500	2550	102	71-126
98-06-6	tert-Butylbenzene	2500	2470	99	73-127
56-23-5	Carbon tetrachloride	2500	2840	114	64-156
108-90-7	Chlorobenzene	2500	2480	99	80-121
75-00-3	Chloroethane	2500	2670	107	57-138
67-66-3	Chloroform	2500	2640	106	77-130
74-87-3	Chloromethane	2500	2560	102	53-131
95-49-8	o-Chlorotoluene	2500	2450	98	75-125
106-43-4	p-Chlorotoluene	2500	2470	99	71-120
108-20-3	Di-Isopropyl ether	2500	2540	102	65-129
96-12-8	1,2-Dibromo-3-chloropropane	2500	2690	108	63-141
124-48-1	Dibromochloromethane	2500	2550	102	74-138
106-93-4	1,2-Dibromoethane	2500	2570	103	80-127
95-50-1	1,2-Dichlorobenzene	2500	2560	102	77-121
541-73-1	1,3-Dichlorobenzene	2500	2500	100	77-122
106-46-7	1,4-Dichlorobenzene	2500	2440	98	74-117
75-71-8	Dichlorodifluoromethane	2500	2470	99	36-149
75-34-3	1,1-Dichloroethane	2500	2670	107	75-129
107-06-2	1,2-Dichloroethane	2500	2570	103	70-145
75-35-4	1,1-Dichloroethene	2500	2730	109	70-128
156-59-2	cis-1,2-Dichloroethene	2500	2480	99	76-135
156-60-5	trans-1,2-Dichloroethene	2500	2670	107	68-124
78-87-5	1,2-Dichloropropane	2500	2630	105	79-122
142-28-9	1,3-Dichloropropane	2500	2430	97	79-124
594-20-7	2,2-Dichloropropane	2500	2600	104	54-148
563-58-6	1,1-Dichloropropene	2500	2660	106	74-131
10061-01-5	cis-1,3-Dichloropropene	2500	2630	105	80-127

# Blank Spike Summary

**Job Number:** C17043

**Account:** ALNCA Accutest Northern California, Inc.

**Project:** IRISECAO: Romic Soil Investigation(Romic EPA) - 2081 Bay Road,East Palo Alto,CA

Sample	File ID	DF	Analyzed	By	Prep Date	Prep Batch	Analytical Batch
VE7958-BS	E180650.D	1	07/29/11	OTR	n/a	n/a	VE7958

The QC reported here applies to the following samples:

Method: SW846 8260B

C17043-26, C17043-27, C17043-28, C17043-29, C17043-30

CAS No.	Compound	Spike ug/kg	BSP ug/kg	BSP %	Limits
10061-02-6	trans-1,3-Dichloropropene	2500	2620	105	79-133
100-41-4	Ethylbenzene	2500	2420	97	75-125
87-68-3	Hexachlorobutadiene	2500	2640	106	63-139
591-78-6	2-Hexanone	2500	2680	107	61-142
98-82-8	Isopropylbenzene	2500	2490	100	67-126
99-87-6	p-Isopropyltoluene	2500	2660	106	73-131
1634-04-4	Methyl Tert Butyl Ether	5000	4880	98	72-126
108-10-1	4-Methyl-2-pentanone(MIBK)	2500	2730	109	69-135
74-95-3	Methylene bromide	2500	2670	107	82-131
75-09-2	Methylene chloride	2500	2450	98	71-124
91-20-3	Naphthalene	2500	2310	92	59-134
103-65-1	n-Propylbenzene	2500	2570	103	70-123
100-42-5	Styrene	2500	2510	100	77-128
75-65-0	Tert Butyl Alcohol	12500	12700	102	65-137
994-05-8	tert-Amyl Methyl Ether	2500	2550	102	69-125
637-92-3	tert-Butyl Ethyl Ether	2500	2570	103	69-128
630-20-6	1,1,1,2-Tetrachloroethane	2500	2490	100	79-134
79-34-5	1,1,2,2-Tetrachloroethane	2500	2450	98	71-122
127-18-4	Tetrachloroethene	2500	2490	100	70-137
108-88-3	Toluene	2500	2580	103	77-124
87-61-6	1,2,3-Trichlorobenzene	2500	2380	95	67-134
120-82-1	1,2,4-Trichlorobenzene	2500	2360	94	70-132
71-55-6	1,1,1-Trichloroethane	2500	2840	114	70-144
79-00-5	1,1,2-Trichloroethane	2500	2640	106	81-127
79-01-6	Trichloroethene	2500	2710	108	80-129
75-69-4	Trichlorofluoromethane	2500	2650	106	59-149
96-18-4	1,2,3-Trichloropropane	2500	2470	99	74-133
95-63-6	1,2,4-Trimethylbenzene	2500	2520	101	73-122
108-67-8	1,3,5-Trimethylbenzene	2500	2490	100	71-121
75-01-4	Vinyl chloride	2500	2550	102	59-134
1330-20-7	Xylene (total)	7500	7220	96	78-124

CAS No.	Surrogate Recoveries	BSP	Limits
1868-53-7	Dibromofluoromethane	94%	67-131%



# Blank Spike Summary

**Job Number:** C17043  
**Account:** ALNCA Accutest Northern California, Inc.  
**Project:** IRISECAO: Romic Soil Investigation(Romic EPA) - 2081 Bay Road,East Palo Alto,CA

Sample	File ID	DF	Analyzed	By	Prep Date	Prep Batch	Analytical Batch
VE7958-BS	E180650.D	1	07/29/11	OTR	n/a	n/a	VE7958

The QC reported here applies to the following samples:

Method: SW846 8260B

C17043-26, C17043-27, C17043-28, C17043-29, C17043-30

CAS No.	Surrogate Recoveries	BSP	Limits
17060-07-0	1,2-Dichloroethane-D4	90%	66-130%
2037-26-5	Toluene-D8	93%	76-125%
460-00-4	4-Bromofluorobenzene	87%	53-142%

# Blank Spike Summary

**Job Number:** C17043

**Account:** ALNCA Accutest Northern California, Inc.

**Project:** IRISECAO: Romic Soil Investigation(Romic EPA) - 2081 Bay Road,East Palo Alto,CA

Sample	File ID	DF	Analyzed	By	Prep Date	Prep Batch	Analytical Batch
VV5018-BS	V117796.D	1	07/29/11	AVM	n/a	n/a	VV5018

The QC reported here applies to the following samples:

Method: SW846 8260B

C17043-11

CAS No.	Compound	Spike ug/kg	BSP ug/kg	BSP %	Limits
67-64-1	Acetone	50	42.5	85	48-154
71-43-2	Benzene	50	49.3	99	76-120
108-86-1	Bromobenzene	50	48.0	96	78-121
74-97-5	Bromochloromethane	50	47.4	95	80-130
75-27-4	Bromodichloromethane	50	52.1	104	80-139
75-25-2	Bromoform	50	47.5	95	71-144
74-83-9	Bromomethane	50	60.1	120	56-142
78-93-3	2-Butanone (MEK)	50	44.7	89	61-141
104-51-8	n-Butylbenzene	50	52.3	105	70-131
135-98-8	sec-Butylbenzene	50	52.2	104	71-126
98-06-6	tert-Butylbenzene	50	52.4	105	73-127
56-23-5	Carbon tetrachloride	50	54.1	108	64-156
108-90-7	Chlorobenzene	50	50.8	102	80-121
75-00-3	Chloroethane	50	64.5	129	57-138
67-66-3	Chloroform	50	51.8	104	77-130
74-87-3	Chloromethane	50	55.8	112	53-131
95-49-8	o-Chlorotoluene	50	51.5	103	75-125
106-43-4	p-Chlorotoluene	50	49.5	99	71-120
108-20-3	Di-Isopropyl ether	50	49.1	98	65-129
96-12-8	1,2-Dibromo-3-chloropropane	50	42.1	84	63-141
124-48-1	Dibromochloromethane	50	49.7	99	74-138
106-93-4	1,2-Dibromoethane	50	45.1	90	80-127
95-50-1	1,2-Dichlorobenzene	50	46.8	94	77-121
541-73-1	1,3-Dichlorobenzene	50	48.8	98	77-122
106-46-7	1,4-Dichlorobenzene	50	47.5	95	74-117
75-71-8	Dichlorodifluoromethane	50	60.4	121	36-149
75-34-3	1,1-Dichloroethane	50	53.3	107	75-129
107-06-2	1,2-Dichloroethane	50	52.2	104	70-145
75-35-4	1,1-Dichloroethene	50	51.4	103	70-128
156-59-2	cis-1,2-Dichloroethene	50	50.4	101	76-135
156-60-5	trans-1,2-Dichloroethene	50	52.4	105	68-124
78-87-5	1,2-Dichloropropane	50	49.2	98	79-122
142-28-9	1,3-Dichloropropane	50	47.1	94	79-124
594-20-7	2,2-Dichloropropane	50	56.1	112	54-148
563-58-6	1,1-Dichloropropene	50	53.8	108	74-131
10061-01-5	cis-1,3-Dichloropropene	50	49.0	98	80-127

# Blank Spike Summary

**Job Number:** C17043

**Account:** ALNCA Accutest Northern California, Inc.

**Project:** IRISECAO: Romic Soil Investigation(Romic EPA) - 2081 Bay Road,East Palo Alto,CA

Sample	File ID	DF	Analyzed	By	Prep Date	Prep Batch	Analytical Batch
VV5018-BS	V117796.D	1	07/29/11	AVM	n/a	n/a	VV5018

The QC reported here applies to the following samples:

Method: SW846 8260B

C17043-11

CAS No.	Compound	Spike ug/kg	BSP ug/kg	BSP %	Limits
10061-02-6	trans-1,3-Dichloropropene	50	49.7	99	79-133
100-41-4	Ethylbenzene	50	53.1	106	75-125
87-68-3	Hexachlorobutadiene	50	50.8	102	63-139
591-78-6	2-Hexanone	50	42.4	85	61-142
98-82-8	Isopropylbenzene	50	53.5	107	67-126
99-87-6	p-Isopropyltoluene	50	53.7	107	73-131
1634-04-4	Methyl Tert Butyl Ether	100	97.3	98	72-126
108-10-1	4-Methyl-2-pentanone(MIBK)	50	42.2	84	69-135
74-95-3	Methylene bromide	50	47.0	94	82-131
75-09-2	Methylene chloride	50	46.2	92	71-124
91-20-3	Naphthalene	50	40.0	80	59-134
103-65-1	n-Propylbenzene	50	53.4	107	70-123
100-42-5	Styrene	50	50.9	102	77-128
75-65-0	Tert Butyl Alcohol	250	278	111	65-137
994-05-8	tert-Amyl Methyl Ether	50	51.5	103	69-125
637-92-3	tert-Butyl Ethyl Ether	50	53.1	106	69-128
630-20-6	1,1,1,2-Tetrachloroethane	50	50.8	102	79-134
79-34-5	1,1,2,2-Tetrachloroethane	50	43.0	86	71-122
127-18-4	Tetrachloroethene	50	51.8	104	70-137
108-88-3	Toluene	50	51.6	103	77-124
87-61-6	1,2,3-Trichlorobenzene	50	43.3	87	67-134
120-82-1	1,2,4-Trichlorobenzene	50	46.7	93	70-132
71-55-6	1,1,1-Trichloroethane	50	56.5	113	70-144
79-00-5	1,1,2-Trichloroethane	50	44.3	89	81-127
79-01-6	Trichloroethene	50	52.9	106	80-129
75-69-4	Trichlorofluoromethane	50	63.8	128	59-149
96-18-4	1,2,3-Trichloropropane	50	43.0	86	74-133
95-63-6	1,2,4-Trimethylbenzene	50	53.1	106	73-122
108-67-8	1,3,5-Trimethylbenzene	50	50.4	101	71-121
75-01-4	Vinyl chloride	50	65.6	131	59-134
1330-20-7	Xylene (total)	150	160	107	78-124

CAS No.	Surrogate Recoveries	BSP	Limits
1868-53-7	Dibromofluoromethane	105%	67-131%

# Blank Spike Summary

**Job Number:** C17043  
**Account:** ALNCA Accutest Northern California, Inc.  
**Project:** IRISECAO: Romic Soil Investigation(Romic EPA) - 2081 Bay Road,East Palo Alto,CA

Sample	File ID	DF	Analyzed	By	Prep Date	Prep Batch	Analytical Batch
VV5018-BS	V117796.D	1	07/29/11	AVM	n/a	n/a	VV5018

The QC reported here applies to the following samples:

Method: SW846 8260B

C17043-11

CAS No.	Surrogate Recoveries	BSP	Limits
17060-07-0	1,2-Dichloroethane-D4	101%	66-130%
2037-26-5	Toluene-D8	107%	76-125%
460-00-4	4-Bromofluorobenzene	100%	53-142%

# Blank Spike Summary

**Job Number:** C17043

**Account:** ALNCA Accutest Northern California, Inc.

**Project:** IRISECAO: Romic Soil Investigation(Romic EPA) - 2081 Bay Road,East Palo Alto,CA

Sample	File ID	DF	Analyzed	By	Prep Date	Prep Batch	Analytical Batch
V3C3432-BS	3C77624.D	1	07/29/11	JTP	n/a	n/a	V3C3432

The QC reported here applies to the following samples:

Method: SW846 8260B

C17043-15, C17043-16

CAS No.	Compound	Spike ug/kg	BSP ug/kg	BSP %	Limits
67-64-1	Acetone	50	56.0	112	48-154
71-43-2	Benzene	50	49.8	100	76-120
108-86-1	Bromobenzene	50	48.0	96	78-121
74-97-5	Bromochloromethane	50	49.9	100	80-130
75-27-4	Bromodichloromethane	50	52.4	105	80-139
75-25-2	Bromoform	50	50.3	101	71-144
74-83-9	Bromomethane	50	42.5	85	56-142
78-93-3	2-Butanone (MEK)	50	54.6	109	61-141
104-51-8	n-Butylbenzene	50	54.9	110	70-131
135-98-8	sec-Butylbenzene	50	53.4	107	71-126
98-06-6	tert-Butylbenzene	50	53.5	107	73-127
56-23-5	Carbon tetrachloride	50	55.3	111	64-156
108-90-7	Chlorobenzene	50	49.5	99	80-121
75-00-3	Chloroethane	50	45.2	90	57-138
67-66-3	Chloroform	50	51.9	104	77-130
74-87-3	Chloromethane	50	43.3	87	53-131
95-49-8	o-Chlorotoluene	50	49.6	99	75-125
106-43-4	p-Chlorotoluene	50	48.4	97	71-120
108-20-3	Di-Isopropyl ether	50	48.4	97	65-129
96-12-8	1,2-Dibromo-3-chloropropane	50	50.6	101	63-141
124-48-1	Dibromochloromethane	50	51.3	103	74-138
106-93-4	1,2-Dibromoethane	50	49.7	99	80-127
95-50-1	1,2-Dichlorobenzene	50	46.6	93	77-121
541-73-1	1,3-Dichlorobenzene	50	49.3	99	77-122
106-46-7	1,4-Dichlorobenzene	50	44.7	89	74-117
75-71-8	Dichlorodifluoromethane	50	40.6	81	36-149
75-34-3	1,1-Dichloroethane	50	54.1	108	75-129
107-06-2	1,2-Dichloroethane	50	54.1	108	70-145
75-35-4	1,1-Dichloroethene	50	50.6	101	70-128
156-59-2	cis-1,2-Dichloroethene	50	47.1	94	76-135
156-60-5	trans-1,2-Dichloroethene	50	49.5	99	68-124
78-87-5	1,2-Dichloropropane	50	48.2	96	79-122
142-28-9	1,3-Dichloropropane	50	51.5	103	79-124
594-20-7	2,2-Dichloropropane	50	56.0	112	54-148
563-58-6	1,1-Dichloropropene	50	55.9	112	74-131
10061-01-5	cis-1,3-Dichloropropene	50	51.1	102	80-127

# Blank Spike Summary

**Job Number:** C17043

**Account:** ALNCA Accutest Northern California, Inc.

**Project:** IRISECAO: Romic Soil Investigation(Romic EPA) - 2081 Bay Road,East Palo Alto,CA

Sample	File ID	DF	Analyzed	By	Prep Date	Prep Batch	Analytical Batch
V3C3432-BS	3C77624.D	1	07/29/11	JTP	n/a	n/a	V3C3432

The QC reported here applies to the following samples:

Method: SW846 8260B

C17043-15, C17043-16

CAS No.	Compound	Spike ug/kg	BSP ug/kg	BSP %	Limits
10061-02-6	trans-1,3-Dichloropropene	50	51.6	103	79-133
100-41-4	Ethylbenzene	50	52.4	105	75-125
87-68-3	Hexachlorobutadiene	50	52.5	105	63-139
591-78-6	2-Hexanone	50	50.0	100	61-142
98-82-8	Isopropylbenzene	50	51.0	102	67-126
99-87-6	p-Isopropyltoluene	50	53.6	107	73-131
1634-04-4	Methyl Tert Butyl Ether	100	94.6	95	72-126
108-10-1	4-Methyl-2-pentanone(MIBK)	50	50.3	101	69-135
74-95-3	Methylene bromide	50	50.4	101	82-131
75-09-2	Methylene chloride	50	49.6	99	71-124
91-20-3	Naphthalene	50	50.3	101	59-134
103-65-1	n-Propylbenzene	50	54.3	109	70-123
100-42-5	Styrene	50	50.6	101	77-128
75-65-0	Tert Butyl Alcohol	250	212	85	65-137
994-05-8	tert-Amyl Methyl Ether	50	46.9	94	69-125
637-92-3	tert-Butyl Ethyl Ether	50	48.7	97	69-128
630-20-6	1,1,1,2-Tetrachloroethane	50	50.4	101	79-134
79-34-5	1,1,2,2-Tetrachloroethane	50	46.8	94	71-122
127-18-4	Tetrachloroethene	50	52.5	105	70-137
108-88-3	Toluene	50	50.7	101	77-124
87-61-6	1,2,3-Trichlorobenzene	50	50.0	100	67-134
120-82-1	1,2,4-Trichlorobenzene	50	50.3	101	70-132
71-55-6	1,1,1-Trichloroethane	50	53.7	107	70-144
79-00-5	1,1,2-Trichloroethane	50	51.1	102	81-127
79-01-6	Trichloroethene	50	53.9	108	80-129
75-69-4	Trichlorofluoromethane	50	51.0	102	59-149
96-18-4	1,2,3-Trichloropropane	50	49.8	100	74-133
95-63-6	1,2,4-Trimethylbenzene	50	49.4	99	73-122
108-67-8	1,3,5-Trimethylbenzene	50	49.6	99	71-121
75-01-4	Vinyl chloride	50	44.9	90	59-134
1330-20-7	Xylene (total)	150	150	100	78-124

CAS No.	Surrogate Recoveries	BSP	Limits
1868-53-7	Dibromofluoromethane	98%	67-131%

9.2.3  
9

# Blank Spike Summary

**Job Number:** C17043  
**Account:** ALNCA Accutest Northern California, Inc.  
**Project:** IRISECAO: Romic Soil Investigation(Romic EPA) - 2081 Bay Road,East Palo Alto,CA

Sample	File ID	DF	Analyzed	By	Prep Date	Prep Batch	Analytical Batch
V3C3432-BS	3C77624.D	1	07/29/11	JTP	n/a	n/a	V3C3432

The QC reported here applies to the following samples:

Method: SW846 8260B

C17043-15, C17043-16

CAS No.	Surrogate Recoveries	BSP	Limits
17060-07-0	1,2-Dichloroethane-D4	93%	66-130%
2037-26-5	Toluene-D8	108%	76-125%
460-00-4	4-Bromofluorobenzene	95%	53-142%

# Blank Spike Summary

**Job Number:** C17043

**Account:** ALNCA Accutest Northern California, Inc.

**Project:** IRISECAO: Romic Soil Investigation(Romic EPA) - 2081 Bay Road,East Palo Alto,CA

Sample	File ID	DF	Analyzed	By	Prep Date	Prep Batch	Analytical Batch
VD7521-BS	D185039.D	1	07/29/11	ET	n/a	n/a	VD7521

The QC reported here applies to the following samples:

Method: SW846 8260B

C17043-23

CAS No.	Compound	Spike ug/kg	BSP ug/kg	BSP %	Limits
108-88-3	Toluene	2500	2360	94	77-124

CAS No.	Surrogate Recoveries	BSP	Limits
1868-53-7	Dibromofluoromethane	91%	67-131%
17060-07-0	1,2-Dichloroethane-D4	98%	66-130%
2037-26-5	Toluene-D8	101%	76-125%
460-00-4	4-Bromofluorobenzene	92%	53-142%



# Blank Spike Summary

**Job Number:** C17043

**Account:** ALNCA Accutest Northern California, Inc.

**Project:** IRISECAO: Romic Soil Investigation(Romic EPA) - 2081 Bay Road,East Palo Alto,CA

Sample	File ID	DF	Analyzed	By	Prep Date	Prep Batch	Analytical Batch
VE7960-BS	E180701.D	1	07/30/11	OTR	n/a	n/a	VE7960

The QC reported here applies to the following samples:

Method: SW846 8260B

C17043-27

CAS No.	Compound	Spike ug/kg	BSP ug/kg	BSP %	Limits
67-64-1	Acetone	2500	2830	113	48-154
78-93-3	2-Butanone (MEK)	2500	2590	104	61-141
156-59-2	cis-1,2-Dichloroethene	2500	2260	90	76-135
108-10-1	4-Methyl-2-pentanone(MIBK)	2500	2610	104	69-135
108-88-3	Toluene	2500	2340	94	77-124

CAS No.	Surrogate Recoveries	BSP	Limits
1868-53-7	Dibromofluoromethane	92%	67-131%
17060-07-0	1,2-Dichloroethane-D4	91%	66-130%
2037-26-5	Toluene-D8	91%	76-125%
460-00-4	4-Bromofluorobenzene	87%	53-142%

# Blank Spike Summary

**Job Number:** C17043

**Account:** ALNCA Accutest Northern California, Inc.

**Project:** IRISECAO: Romic Soil Investigation(Romic EPA) - 2081 Bay Road,East Palo Alto,CA

Sample	File ID	DF	Analyzed	By	Prep Date	Prep Batch	Analytical Batch
VX4982-BS	X117330.D	1	07/30/11	DPP	n/a	n/a	VX4982

The QC reported here applies to the following samples:

Method: SW846 8260B

C17043-7, C17043-8, C17043-9, C17043-10

CAS No.	Compound	Spike ug/kg	BSP ug/kg	BSP %	Limits
67-64-1	Acetone	50	51.3	103	48-154
71-43-2	Benzene	50	47.5	95	76-120
108-86-1	Bromobenzene	50	46.9	94	78-121
74-97-5	Bromochloromethane	50	50.1	100	80-130
75-27-4	Bromodichloromethane	50	48.9	98	80-139
75-25-2	Bromoform	50	53.4	107	71-144
74-83-9	Bromomethane	50	33.4	67	56-142
78-93-3	2-Butanone (MEK)	50	54.8	110	61-141
104-51-8	n-Butylbenzene	50	46.5	93	70-131
135-98-8	sec-Butylbenzene	50	48.4	97	71-126
98-06-6	tert-Butylbenzene	50	49.5	99	73-127
56-23-5	Carbon tetrachloride	50	49.4	99	64-156
108-90-7	Chlorobenzene	50	48.1	96	80-121
75-00-3	Chloroethane	50	36.4	73	57-138
67-66-3	Chloroform	50	46.9	94	77-130
74-87-3	Chloromethane	50	33.8	68	53-131
95-49-8	o-Chlorotoluene	50	48.0	96	75-125
106-43-4	p-Chlorotoluene	50	46.7	93	71-120
108-20-3	Di-Isopropyl ether	50	45.9	92	65-129
96-12-8	1,2-Dibromo-3-chloropropane	50	51.6	103	63-141
124-48-1	Dibromochloromethane	50	51.3	103	74-138
106-93-4	1,2-Dibromoethane	50	50.6	101	80-127
95-50-1	1,2-Dichlorobenzene	50	47.3	95	77-121
541-73-1	1,3-Dichlorobenzene	50	46.2	92	77-122
106-46-7	1,4-Dichlorobenzene	50	46.1	92	74-117
75-71-8	Dichlorodifluoromethane	50	37.0	74	36-149
75-34-3	1,1-Dichloroethane	50	46.3	93	75-129
107-06-2	1,2-Dichloroethane	50	48.6	97	70-145
75-35-4	1,1-Dichloroethene	50	47.0	94	70-128
156-59-2	cis-1,2-Dichloroethene	50	47.2	94	76-135
156-60-5	trans-1,2-Dichloroethene	50	46.3	93	68-124
78-87-5	1,2-Dichloropropane	50	48.3	97	79-122
142-28-9	1,3-Dichloropropane	50	47.7	95	79-124
594-20-7	2,2-Dichloropropane	50	48.8	98	54-148
563-58-6	1,1-Dichloropropene	50	48.7	97	74-131
10061-01-5	cis-1,3-Dichloropropene	50	49.0	98	80-127

# Blank Spike Summary

**Job Number:** C17043

**Account:** ALNCA Accutest Northern California, Inc.

**Project:** IRISECAO: Romic Soil Investigation(Romic EPA) - 2081 Bay Road,East Palo Alto,CA

Sample	File ID	DF	Analyzed	By	Prep Date	Prep Batch	Analytical Batch
VX4982-BS	X117330.D	1	07/30/11	DPP	n/a	n/a	VX4982

The QC reported here applies to the following samples:

Method: SW846 8260B

C17043-7, C17043-8, C17043-9, C17043-10

CAS No.	Compound	Spike ug/kg	BSP ug/kg	BSP %	Limits
10061-02-6	trans-1,3-Dichloropropene	50	48.9	98	79-133
100-41-4	Ethylbenzene	50	47.9	96	75-125
87-68-3	Hexachlorobutadiene	50	52.0	104	63-139
591-78-6	2-Hexanone	50	53.7	107	61-142
98-82-8	Isopropylbenzene	50	47.5	95	67-126
99-87-6	p-Isopropyltoluene	50	48.2	96	73-131
1634-04-4	Methyl Tert Butyl Ether	100	93.8	94	72-126
108-10-1	4-Methyl-2-pentanone(MIBK)	50	54.1	108	69-135
74-95-3	Methylene bromide	50	50.9	102	82-131
75-09-2	Methylene chloride	50	46.1	92	71-124
91-20-3	Naphthalene	50	51.1	102	59-134
103-65-1	n-Propylbenzene	50	46.9	94	70-123
100-42-5	Styrene	50	48.1	96	77-128
75-65-0	Tert Butyl Alcohol	250	268	107	65-137
994-05-8	tert-Amyl Methyl Ether	50	51.8	104	69-125
637-92-3	tert-Butyl Ethyl Ether	50	49.0	98	69-128
630-20-6	1,1,1,2-Tetrachloroethane	50	49.3	99	79-134
79-34-5	1,1,2,2-Tetrachloroethane	50	46.1	92	71-122
127-18-4	Tetrachloroethene	50	50.9	102	70-137
108-88-3	Toluene	50	48.5	97	77-124
87-61-6	1,2,3-Trichlorobenzene	50	53.2	106	67-134
120-82-1	1,2,4-Trichlorobenzene	50	51.3	103	70-132
71-55-6	1,1,1-Trichloroethane	50	47.7	95	70-144
79-00-5	1,1,2-Trichloroethane	50	50.1	100	81-127
79-01-6	Trichloroethene	50	50.4	101	80-129
75-69-4	Trichlorofluoromethane	50	36.4	73	59-149
96-18-4	1,2,3-Trichloropropane	50	49.7	99	74-133
95-63-6	1,2,4-Trimethylbenzene	50	47.2	94	73-122
108-67-8	1,3,5-Trimethylbenzene	50	47.6	95	71-121
75-01-4	Vinyl chloride	50	35.2	70	59-134
1330-20-7	Xylene (total)	150	146	97	78-124

CAS No.	Surrogate Recoveries	BSP	Limits
1868-53-7	Dibromofluoromethane	97%	67-131%

# Blank Spike Summary

**Job Number:** C17043  
**Account:** ALNCA Accutest Northern California, Inc.  
**Project:** IRISECAO: Romic Soil Investigation(Romic EPA) - 2081 Bay Road,East Palo Alto,CA

Sample	File ID	DF	Analyzed	By	Prep Date	Prep Batch	Analytical Batch
VX4982-BS	X117330.D	1	07/30/11	DPP	n/a	n/a	VX4982

The QC reported here applies to the following samples:

Method: SW846 8260B

C17043-7, C17043-8, C17043-9, C17043-10

CAS No.	Surrogate Recoveries	BSP	Limits
17060-07-0	1,2-Dichloroethane-D4	89%	66-130%
2037-26-5	Toluene-D8	108%	76-125%
460-00-4	4-Bromofluorobenzene	97%	53-142%

# Blank Spike Summary

**Job Number:** C17043

**Account:** ALNCA Accutest Northern California, Inc.

**Project:** IRISECAO: Romic Soil Investigation(Romic EPA) - 2081 Bay Road,East Palo Alto,CA

Sample	File ID	DF	Analyzed	By	Prep Date	Prep Batch	Analytical Batch
VD7522-BS	D185073.D	1	07/30/11	ET	n/a	n/a	VD7522

The QC reported here applies to the following samples:

Method: SW846 8260B

C17043-23

CAS No.	Compound	Spike ug/kg	BSP ug/kg	BSP %	Limits
67-64-1	Acetone	2500	2350	94	48-154
71-43-2	Benzene	2500	2510	100	76-120
108-86-1	Bromobenzene	2500	2530	101	78-121
74-97-5	Bromochloromethane	2500	2510	100	80-130
75-27-4	Bromodichloromethane	2500	2700	108	80-139
75-25-2	Bromoform	2500	3090	124	71-144
74-83-9	Bromomethane	2500	2170	87	56-142
78-93-3	2-Butanone (MEK)	2500	2530	101	61-141
104-51-8	n-Butylbenzene	2500	2480	99	70-131
135-98-8	sec-Butylbenzene	2500	2500	100	71-126
98-06-6	tert-Butylbenzene	2500	2500	100	73-127
56-23-5	Carbon tetrachloride	2500	2590	104	64-156
108-90-7	Chlorobenzene	2500	2630	105	80-121
75-00-3	Chloroethane	2500	2160	86	57-138
67-66-3	Chloroform	2500	2470	99	77-130
74-87-3	Chloromethane	2500	2090	84	53-131
95-49-8	o-Chlorotoluene	2500	2400	96	75-125
106-43-4	p-Chlorotoluene	2500	2330	93	71-120
108-20-3	Di-Isopropyl ether	2500	2190	88	65-129
96-12-8	1,2-Dibromo-3-chloropropane	2500	2740	110	63-141
124-48-1	Dibromochloromethane	2500	2880	115	74-138
106-93-4	1,2-Dibromoethane	2500	2650	106	80-127
95-50-1	1,2-Dichlorobenzene	2500	2580	103	77-121
541-73-1	1,3-Dichlorobenzene	2500	2610	104	77-122
106-46-7	1,4-Dichlorobenzene	2500	2470	99	74-117
75-71-8	Dichlorodifluoromethane	2500	2060	82	36-149
75-34-3	1,1-Dichloroethane	2500	2380	95	75-129
107-06-2	1,2-Dichloroethane	2500	2570	103	70-145
75-35-4	1,1-Dichloroethene	2500	2410	96	70-128
156-59-2	cis-1,2-Dichloroethene	2500	2400	96	76-135
156-60-5	trans-1,2-Dichloroethene	2500	2450	98	68-124
78-87-5	1,2-Dichloropropane	2500	2550	102	79-122
142-28-9	1,3-Dichloropropane	2500	2600	104	79-124
594-20-7	2,2-Dichloropropane	2500	1900	76	54-148
563-58-6	1,1-Dichloropropene	2500	2490	100	74-131
10061-01-5	cis-1,3-Dichloropropene	2500	2540	102	80-127

# Blank Spike Summary

**Job Number:** C17043

**Account:** ALNCA Accutest Northern California, Inc.

**Project:** IRISECAO: Romic Soil Investigation(Romic EPA) - 2081 Bay Road,East Palo Alto,CA

Sample	File ID	DF	Analyzed	By	Prep Date	Prep Batch	Analytical Batch
VD7522-BS	D185073.D	1	07/30/11	ET	n/a	n/a	VD7522

The QC reported here applies to the following samples:

Method: SW846 8260B

C17043-23

CAS No.	Compound	Spike ug/kg	BSP ug/kg	BSP %	Limits
10061-02-6	trans-1,3-Dichloropropene	2500	2530	101	79-133
100-41-4	Ethylbenzene	2500	2550	102	75-125
87-68-3	Hexachlorobutadiene	2500	2710	108	63-139
591-78-6	2-Hexanone	2500	2600	104	61-142
98-82-8	Isopropylbenzene	2500	2410	96	67-126
99-87-6	p-Isopropyltoluene	2500	2610	104	73-131
1634-04-4	Methyl Tert Butyl Ether	5000	4740	95	72-126
108-10-1	4-Methyl-2-pentanone(MIBK)	2500	2600	104	69-135
74-95-3	Methylene bromide	2500	2590	104	82-131
75-09-2	Methylene chloride	2500	2350	94	71-124
91-20-3	Naphthalene	2500	2920	117	59-134
103-65-1	n-Propylbenzene	2500	2410	96	70-123
100-42-5	Styrene	2500	2640	106	77-128
75-65-0	Tert Butyl Alcohol	12500	11900	95	65-137
994-05-8	tert-Amyl Methyl Ether	2500	2270	91	69-125
637-92-3	tert-Butyl Ethyl Ether	2500	2280	91	69-128
630-20-6	1,1,1,2-Tetrachloroethane	2500	2750	110	79-134
79-34-5	1,1,2,2-Tetrachloroethane	2500	2410	96	71-122
127-18-4	Tetrachloroethene	2500	2840	114	70-137
87-61-6	1,2,3-Trichlorobenzene	2500	3050	122	67-134
120-82-1	1,2,4-Trichlorobenzene	2500	2930	117	70-132
71-55-6	1,1,1-Trichloroethane	2500	2390	96	70-144
79-00-5	1,1,2-Trichloroethane	2500	2590	104	81-127
79-01-6	Trichloroethene	2500	2580	103	80-129
75-69-4	Trichlorofluoromethane	2500	2180	87	59-149
96-18-4	1,2,3-Trichloropropane	2500	2530	101	74-133
95-63-6	1,2,4-Trimethylbenzene	2500	2480	99	73-122
108-67-8	1,3,5-Trimethylbenzene	2500	2290	92	71-121
75-01-4	Vinyl chloride	2500	2260	90	59-134
1330-20-7	Xylene (total)	7500	7810	104	78-124

CAS No.	Surrogate Recoveries	BSP	Limits
1868-53-7	Dibromofluoromethane	89%	67-131%
17060-07-0	1,2-Dichloroethane-D4	89%	66-130%

9.2.7  
9

# Blank Spike Summary

**Job Number:** C17043  
**Account:** ALNCA Accutest Northern California, Inc.  
**Project:** IRISECAO: Romic Soil Investigation(Romic EPA) - 2081 Bay Road,East Palo Alto,CA

Sample	File ID	DF	Analyzed	By	Prep Date	Prep Batch	Analytical Batch
VD7522-BS	D185073.D	1	07/30/11	ET	n/a	n/a	VD7522

The QC reported here applies to the following samples:

Method: SW846 8260B

C17043-23

CAS No.	Surrogate Recoveries	BSP	Limits
2037-26-5	Toluene-D8	100%	76-125%
460-00-4	4-Bromofluorobenzene	85%	53-142%

# Blank Spike Summary

**Job Number:** C17043

**Account:** ALNCA Accutest Northern California, Inc.

**Project:** IRISECAO: Romic Soil Investigation(Romic EPA) - 2081 Bay Road,East Palo Alto,CA

Sample	File ID	DF	Analyzed	By	Prep Date	Prep Batch	Analytical Batch
VV5020-BS	V117842.D	1	07/30/11	AVM	n/a	n/a	VV5020

The QC reported here applies to the following samples:

Method: SW846 8260B

C17043-2, C17043-4, C17043-5, C17043-12, C17043-13

CAS No.	Compound	Spike ug/kg	BSP ug/kg	BSP %	Limits
67-64-1	Acetone	50	37.9	76	48-154
71-43-2	Benzene	50	45.3	91	76-120
108-86-1	Bromobenzene	50	43.4	87	78-121
74-97-5	Bromochloromethane	50	43.6	87	80-130
75-27-4	Bromodichloromethane	50	47.5	95	80-139
75-25-2	Bromoform	50	44.4	89	71-144
74-83-9	Bromomethane	50	49.4	99	56-142
78-93-3	2-Butanone (MEK)	50	40.4	81	61-141
104-51-8	n-Butylbenzene	50	46.7	93	70-131
135-98-8	sec-Butylbenzene	50	46.6	93	71-126
98-06-6	tert-Butylbenzene	50	46.9	94	73-127
56-23-5	Carbon tetrachloride	50	48.9	98	64-156
108-90-7	Chlorobenzene	50	46.0	92	80-121
75-00-3	Chloroethane	50	54.4	109	57-138
67-66-3	Chloroform	50	47.4	95	77-130
74-87-3	Chloromethane	50	46.6	93	53-131
95-49-8	o-Chlorotoluene	50	45.6	91	75-125
106-43-4	p-Chlorotoluene	50	44.2	88	71-120
108-20-3	Di-Isopropyl ether	50	44.2	88	65-129
96-12-8	1,2-Dibromo-3-chloropropane	50	41.3	83	63-141
124-48-1	Dibromochloromethane	50	46.2	92	74-138
106-93-4	1,2-Dibromoethane	50	41.9	84	80-127
95-50-1	1,2-Dichlorobenzene	50	42.7	85	77-121
541-73-1	1,3-Dichlorobenzene	50	44.1	88	77-122
106-46-7	1,4-Dichlorobenzene	50	43.1	86	74-117
75-71-8	Dichlorodifluoromethane	50	48.7	97	36-149
75-34-3	1,1-Dichloroethane	50	49.5	99	75-129
107-06-2	1,2-Dichloroethane	50	48.6	97	70-145
75-35-4	1,1-Dichloroethene	50	47.1	94	70-128
156-59-2	cis-1,2-Dichloroethene	50	46.0	92	76-135
156-60-5	trans-1,2-Dichloroethene	50	47.3	95	68-124
78-87-5	1,2-Dichloropropane	50	44.7	89	79-122
142-28-9	1,3-Dichloropropane	50	44.3	89	79-124
594-20-7	2,2-Dichloropropane	50	50.0	100	54-148
563-58-6	1,1-Dichloropropene	50	47.8	96	74-131
10061-01-5	cis-1,3-Dichloropropene	50	44.6	89	80-127



# Blank Spike Summary

**Job Number:** C17043

**Account:** ALNCA Accutest Northern California, Inc.

**Project:** IRISECAO: Romic Soil Investigation(Romic EPA) - 2081 Bay Road,East Palo Alto,CA

Sample	File ID	DF	Analyzed	By	Prep Date	Prep Batch	Analytical Batch
VV5020-BS	V117842.D	1	07/30/11	AVM	n/a	n/a	VV5020

The QC reported here applies to the following samples:

Method: SW846 8260B

C17043-2, C17043-4, C17043-5, C17043-12, C17043-13

CAS No.	Compound	Spike ug/kg	BSP ug/kg	BSP %	Limits
10061-02-6	trans-1,3-Dichloropropene	50	45.5	91	79-133
100-41-4	Ethylbenzene	50	48.0	96	75-125
87-68-3	Hexachlorobutadiene	50	45.2	90	63-139
591-78-6	2-Hexanone	50	38.9	78	61-142
98-82-8	Isopropylbenzene	50	47.3	95	67-126
99-87-6	p-Isopropyltoluene	50	47.8	96	73-131
1634-04-4	Methyl Tert Butyl Ether	100	91.3	92	72-126
108-10-1	4-Methyl-2-pentanone(MIBK)	50	42.4	85	69-135
74-95-3	Methylene bromide	50	44.1	88	82-131
75-09-2	Methylene chloride	50	42.5	85	71-124
91-20-3	Naphthalene	50	37.8	76	59-134
103-65-1	n-Propylbenzene	50	47.3	95	70-123
100-42-5	Styrene	50	46.0	92	77-128
75-65-0	Tert Butyl Alcohol	250	239	96	65-137
994-05-8	tert-Amyl Methyl Ether	50	46.8	94	69-125
637-92-3	tert-Butyl Ethyl Ether	50	47.1	94	69-128
630-20-6	1,1,1,2-Tetrachloroethane	50	46.5	93	79-134
79-34-5	1,1,2,2-Tetrachloroethane	50	42.3	85	71-122
127-18-4	Tetrachloroethene	50	46.4	93	70-137
108-88-3	Toluene	50	47.2	94	77-124
87-61-6	1,2,3-Trichlorobenzene	50	39.7	79	67-134
120-82-1	1,2,4-Trichlorobenzene	50	42.2	84	70-132
71-55-6	1,1,1-Trichloroethane	50	51.2	102	70-144
79-00-5	1,1,2-Trichloroethane	50	42.0	84	81-127
79-01-6	Trichloroethene	50	48.4	97	80-129
75-69-4	Trichlorofluoromethane	50	50.7	101	59-149
96-18-4	1,2,3-Trichloropropane	50	40.7	81	74-133
95-63-6	1,2,4-Trimethylbenzene	50	47.4	95	73-122
108-67-8	1,3,5-Trimethylbenzene	50	45.4	91	71-121
75-01-4	Vinyl chloride	50	53.0	106	59-134
1330-20-7	Xylene (total)	150	143	95	78-124

CAS No.	Surrogate Recoveries	BSP	Limits
1868-53-7	Dibromofluoromethane	106%	67-131%

# Blank Spike Summary

**Job Number:** C17043  
**Account:** ALNCA Accutest Northern California, Inc.  
**Project:** IRISECAO: Romic Soil Investigation(Romic EPA) - 2081 Bay Road,East Palo Alto,CA

Sample	File ID	DF	Analyzed	By	Prep Date	Prep Batch	Analytical Batch
VV5020-BS	V117842.D	1	07/30/11	AVM	n/a	n/a	VV5020

The QC reported here applies to the following samples:

Method: SW846 8260B

C17043-2, C17043-4, C17043-5, C17043-12, C17043-13

CAS No.	Surrogate Recoveries	BSP	Limits
17060-07-0	1,2-Dichloroethane-D4	103%	66-130%
2037-26-5	Toluene-D8	107%	76-125%
460-00-4	4-Bromofluorobenzene	102%	53-142%

# Blank Spike Summary

**Job Number:** C17043

**Account:** ALNCA Accutest Northern California, Inc.

**Project:** IRISECAO: Romic Soil Investigation(Romic EPA) - 2081 Bay Road,East Palo Alto,CA

Sample	File ID	DF	Analyzed	By	Prep Date	Prep Batch	Analytical Batch
V3A4092-BS	3A95346.D	1	07/30/11	HSS	n/a	n/a	V3A4092

The QC reported here applies to the following samples:

Method: SW846 8260B

C17043-17, C17043-18, C17043-20, C17043-24

CAS No.	Compound	Spike ug/kg	BSP ug/kg	BSP %	Limits
67-64-1	Acetone	2500	2920	117	48-154
71-43-2	Benzene	2500	2110	84	76-120
108-86-1	Bromobenzene	2500	2430	97	78-121
74-97-5	Bromochloromethane	2500	2280	91	80-130
75-27-4	Bromodichloromethane	2500	2240	90	80-139
75-25-2	Bromoform	2500	2450	98	71-144
74-83-9	Bromomethane	2500	2460	98	56-142
78-93-3	2-Butanone (MEK)	2500	2380	95	61-141
104-51-8	n-Butylbenzene	2500	2170	87	70-131
135-98-8	sec-Butylbenzene	2500	2300	92	71-126
98-06-6	tert-Butylbenzene	2500	2430	97	73-127
56-23-5	Carbon tetrachloride	2500	2290	92	64-156
108-90-7	Chlorobenzene	2500	2250	90	80-121
75-00-3	Chloroethane	2500	2160	86	57-138
67-66-3	Chloroform	2500	2270	91	77-130
74-87-3	Chloromethane	2500	2160	86	53-131
95-49-8	o-Chlorotoluene	2500	2310	92	75-125
106-43-4	p-Chlorotoluene	2500	2310	92	71-120
108-20-3	Di-Isopropyl ether	2500	1990	80	65-129
96-12-8	1,2-Dibromo-3-chloropropane	2500	2400	96	63-141
124-48-1	Dibromochloromethane	2500	2300	92	74-138
106-93-4	1,2-Dibromoethane	2500	2240	90	80-127
95-50-1	1,2-Dichlorobenzene	2500	2280	91	77-121
541-73-1	1,3-Dichlorobenzene	2500	2270	91	77-122
106-46-7	1,4-Dichlorobenzene	2500	2190	88	74-117
75-71-8	Dichlorodifluoromethane	2500	2150	86	36-149
75-34-3	1,1-Dichloroethane	2500	2150	86	75-129
107-06-2	1,2-Dichloroethane	2500	2240	90	70-145
75-35-4	1,1-Dichloroethene	2500	2160	86	70-128
156-59-2	cis-1,2-Dichloroethene	2500	2120	85	76-135
156-60-5	trans-1,2-Dichloroethene	2500	2080	83	68-124
78-87-5	1,2-Dichloropropane	2500	2180	87	79-122
142-28-9	1,3-Dichloropropane	2500	2180	87	79-124
594-20-7	2,2-Dichloropropane	2500	1790	72	54-148
563-58-6	1,1-Dichloropropene	2500	2140	86	74-131
10061-01-5	cis-1,3-Dichloropropene	2500	2310	92	80-127

# Blank Spike Summary

**Job Number:** C17043

**Account:** ALNCA Accutest Northern California, Inc.

**Project:** IRISECAO: Romic Soil Investigation(Romic EPA) - 2081 Bay Road,East Palo Alto,CA

Sample	File ID	DF	Analyzed	By	Prep Date	Prep Batch	Analytical Batch
V3A4092-BS	3A95346.D	1	07/30/11	HSS	n/a	n/a	V3A4092

The QC reported here applies to the following samples:

Method: SW846 8260B

C17043-17, C17043-18, C17043-20, C17043-24

CAS No.	Compound	Spike ug/kg	BSP ug/kg	BSP %	Limits
10061-02-6	trans-1,3-Dichloropropene	2500	2330	93	79-133
100-41-4	Ethylbenzene	2500	2200	88	75-125
87-68-3	Hexachlorobutadiene	2500	2260	90	63-139
591-78-6	2-Hexanone	2500	2690	108	61-142
98-82-8	Isopropylbenzene	2500	2370	95	67-126
99-87-6	p-Isopropyltoluene	2500	2380	95	73-131
1634-04-4	Methyl Tert Butyl Ether	5000	4370	88	72-126
108-10-1	4-Methyl-2-pentanone(MIBK)	2500	2730	109	69-135
74-95-3	Methylene bromide	2500	2260	90	82-131
75-09-2	Methylene chloride	2500	2140	86	71-124
91-20-3	Naphthalene	2500	2530	101	59-134
103-65-1	n-Propylbenzene	2500	2390	96	70-123
100-42-5	Styrene	2500	2210	88	77-128
75-65-0	Tert Butyl Alcohol	12500	11500	92	65-137
994-05-8	tert-Amyl Methyl Ether	2500	2400	96	69-125
637-92-3	tert-Butyl Ethyl Ether	2500	2120	85	69-128
630-20-6	1,1,1,2-Tetrachloroethane	2500	2270	91	79-134
79-34-5	1,1,2,2-Tetrachloroethane	2500	2270	91	71-122
127-18-4	Tetrachloroethene	2500	2870	115	70-137
108-88-3	Toluene	2500	2300	92	77-124
87-61-6	1,2,3-Trichlorobenzene	2500	2490	100	67-134
120-82-1	1,2,4-Trichlorobenzene	2500	2370	95	70-132
71-55-6	1,1,1-Trichloroethane	2500	2240	90	70-144
79-00-5	1,1,2-Trichloroethane	2500	2280	91	81-127
79-01-6	Trichloroethene	2500	2260	90	80-129
75-69-4	Trichlorofluoromethane	2500	2250	90	59-149
96-18-4	1,2,3-Trichloropropane	2500	2380	95	74-133
95-63-6	1,2,4-Trimethylbenzene	2500	2370	95	73-122
108-67-8	1,3,5-Trimethylbenzene	2500	2320	93	71-121
75-01-4	Vinyl chloride	2500	2260	90	59-134
1330-20-7	Xylene (total)	7500	6620	88	78-124

CAS No.	Surrogate Recoveries	BSP	Limits
1868-53-7	Dibromofluoromethane	99%	67-131%

9.2.9  
9

# Blank Spike Summary

**Job Number:** C17043  
**Account:** ALNCA Accutest Northern California, Inc.  
**Project:** IRISECAO: Romic Soil Investigation(Romic EPA) - 2081 Bay Road,East Palo Alto,CA

Sample	File ID	DF	Analyzed	By	Prep Date	Prep Batch	Analytical Batch
V3A4092-BS	3A95346.D	1	07/30/11	HSS	n/a	n/a	V3A4092

The QC reported here applies to the following samples:

Method: SW846 8260B

C17043-17, C17043-18, C17043-20, C17043-24

CAS No.	Surrogate Recoveries	BSP	Limits
17060-07-0	1,2-Dichloroethane-D4	100%	66-130%
2037-26-5	Toluene-D8	100%	76-125%
460-00-4	4-Bromofluorobenzene	99%	53-142%

# Blank Spike Summary

**Job Number:** C17043

**Account:** ALNCA Accutest Northern California, Inc.

**Project:** IRISECAO: Romic Soil Investigation(Romic EPA) - 2081 Bay Road,East Palo Alto,CA

Sample	File ID	DF	Analyzed	By	Prep Date	Prep Batch	Analytical Batch
V3A4094-BS	3A95393.D	1	08/01/11	HSS	n/a	n/a	V3A4094

The QC reported here applies to the following samples:

Method: SW846 8260B

C17043-19, C17043-21, C17043-22, C17043-25

CAS No.	Compound	Spike ug/kg	BSP ug/kg	BSP %	Limits
67-64-1	Acetone	2500	2630	105	48-154
71-43-2	Benzene	2500	2190	88	76-120
108-86-1	Bromobenzene	2500	2480	99	78-121
74-97-5	Bromochloromethane	2500	2270	91	80-130
75-27-4	Bromodichloromethane	2500	2320	93	80-139
75-25-2	Bromoform	2500	2490	100	71-144
74-83-9	Bromomethane	2500	2010	80	56-142
78-93-3	2-Butanone (MEK)	2500	2500	100	61-141
104-51-8	n-Butylbenzene	2500	2300	92	70-131
135-98-8	sec-Butylbenzene	2500	2430	97	71-126
98-06-6	tert-Butylbenzene	2500	2550	102	73-127
56-23-5	Carbon tetrachloride	2500	2450	98	64-156
108-90-7	Chlorobenzene	2500	2350	94	80-121
75-00-3	Chloroethane	2500	1840	74	57-138
67-66-3	Chloroform	2500	2340	94	77-130
74-87-3	Chloromethane	2500	1710	68	53-131
95-49-8	o-Chlorotoluene	2500	2390	96	75-125
106-43-4	p-Chlorotoluene	2500	2400	96	71-120
108-20-3	Di-Isopropyl ether	2500	2100	84	65-129
96-12-8	1,2-Dibromo-3-chloropropane	2500	2460	98	63-141
124-48-1	Dibromochloromethane	2500	2380	95	74-138
106-93-4	1,2-Dibromoethane	2500	2280	91	80-127
95-50-1	1,2-Dichlorobenzene	2500	2370	95	77-121
541-73-1	1,3-Dichlorobenzene	2500	2360	94	77-122
106-46-7	1,4-Dichlorobenzene	2500	2320	93	74-117
75-71-8	Dichlorodifluoromethane	2500	1710	68	36-149
75-34-3	1,1-Dichloroethane	2500	2250	90	75-129
107-06-2	1,2-Dichloroethane	2500	2320	93	70-145
75-35-4	1,1-Dichloroethene	2500	2250	90	70-128
156-59-2	cis-1,2-Dichloroethene	2500	2180	87	76-135
156-60-5	trans-1,2-Dichloroethene	2500	2210	88	68-124
78-87-5	1,2-Dichloropropane	2500	2260	90	79-122
142-28-9	1,3-Dichloropropane	2500	2260	90	79-124
594-20-7	2,2-Dichloropropane	2500	2310	92	54-148
563-58-6	1,1-Dichloropropene	2500	2250	90	74-131
10061-01-5	cis-1,3-Dichloropropene	2500	2500	100	80-127

9.2.10  
9

# Blank Spike Summary

**Job Number:** C17043

**Account:** ALNCA Accutest Northern California, Inc.

**Project:** IRISECAO: Romic Soil Investigation(Romic EPA) - 2081 Bay Road,East Palo Alto,CA

Sample	File ID	DF	Analyzed	By	Prep Date	Prep Batch	Analytical Batch
V3A4094-BS	3A95393.D	1	08/01/11	HSS	n/a	n/a	V3A4094

The QC reported here applies to the following samples:

Method: SW846 8260B

C17043-19, C17043-21, C17043-22, C17043-25

CAS No.	Compound	Spike ug/kg	BSP ug/kg	BSP %	Limits
10061-02-6	trans-1,3-Dichloropropene	2500	2500	100	79-133
100-41-4	Ethylbenzene	2500	2280	91	75-125
87-68-3	Hexachlorobutadiene	2500	2460	98	63-139
591-78-6	2-Hexanone	2500	2500	100	61-142
98-82-8	Isopropylbenzene	2500	2490	100	67-126
99-87-6	p-Isopropyltoluene	2500	2540	102	73-131
1634-04-4	Methyl Tert Butyl Ether	5000	4560	91	72-126
108-10-1	4-Methyl-2-pentanone(MIBK)	2500	2690	108	69-135
74-95-3	Methylene bromide	2500	2330	93	82-131
75-09-2	Methylene chloride	2500	2210	88	71-124
91-20-3	Naphthalene	2500	2560	102	59-134
103-65-1	n-Propylbenzene	2500	2490	100	70-123
100-42-5	Styrene	2500	2290	92	77-128
75-65-0	Tert Butyl Alcohol	12500	12800	102	65-137
994-05-8	tert-Amyl Methyl Ether	2500	2520	101	69-125
637-92-3	tert-Butyl Ethyl Ether	2500	2260	90	69-128
630-20-6	1,1,1,2-Tetrachloroethane	2500	2350	94	79-134
79-34-5	1,1,2,2-Tetrachloroethane	2500	2370	95	71-122
127-18-4	Tetrachloroethene	2500	2510	100	70-137
108-88-3	Toluene	2500	2390	96	77-124
87-61-6	1,2,3-Trichlorobenzene	2500	2620	105	67-134
120-82-1	1,2,4-Trichlorobenzene	2500	2520	101	70-132
71-55-6	1,1,1-Trichloroethane	2500	2380	95	70-144
79-00-5	1,1,2-Trichloroethane	2500	2320	93	81-127
79-01-6	Trichloroethene	2500	2340	94	80-129
75-69-4	Trichlorofluoromethane	2500	2050	82	59-149
96-18-4	1,2,3-Trichloropropane	2500	2410	96	74-133
95-63-6	1,2,4-Trimethylbenzene	2500	2480	99	73-122
108-67-8	1,3,5-Trimethylbenzene	2500	2420	97	71-121
75-01-4	Vinyl chloride	2500	1880	75	59-134
1330-20-7	Xylene (total)	7500	6860	91	78-124

CAS No.	Surrogate Recoveries	BSP	Limits
1868-53-7	Dibromofluoromethane	99%	67-131%

9.2.10  
9

# Blank Spike Summary

**Job Number:** C17043  
**Account:** ALNCA Accutest Northern California, Inc.  
**Project:** IRISECAO: Romic Soil Investigation(Romic EPA) - 2081 Bay Road,East Palo Alto,CA

Sample	File ID	DF	Analyzed	By	Prep Date	Prep Batch	Analytical Batch
V3A4094-BS	3A95393.D	1	08/01/11	HSS	n/a	n/a	V3A4094

The QC reported here applies to the following samples:

Method: SW846 8260B

C17043-19, C17043-21, C17043-22, C17043-25

CAS No.	Surrogate Recoveries	BSP	Limits
17060-07-0	1,2-Dichloroethane-D4	102%	66-130%
2037-26-5	Toluene-D8	102%	76-125%
460-00-4	4-Bromofluorobenzene	100%	53-142%



# Blank Spike Summary

**Job Number:** C17043

**Account:** ALNCA Accutest Northern California, Inc.

**Project:** IRISECAO: Romic Soil Investigation(Romic EPA) - 2081 Bay Road,East Palo Alto,CA

Sample	File ID	DF	Analyzed	By	Prep Date	Prep Batch	Analytical Batch
VE7962-BS	E180753.D	1	08/01/11	OTR	n/a	n/a	VE7962

The QC reported here applies to the following samples:

Method: SW846 8260B

C17043-26, C17043-30, C17043-31, C17043-32, C17043-33

CAS No.	Compound	Spike ug/kg	BSP ug/kg	BSP %	Limits
67-64-1	Acetone	2500	2730	109	48-154
71-43-2	Benzene	2500	2290	92	76-120
108-86-1	Bromobenzene	2500	2290	92	78-121
74-97-5	Bromochloromethane	2500	2330	93	80-130
75-27-4	Bromodichloromethane	2500	2470	99	80-139
75-25-2	Bromoform	2500	2530	101	71-144
74-83-9	Bromomethane	2500	1990	80	56-142
78-93-3	2-Butanone (MEK)	2500	2880	115	61-141
104-51-8	n-Butylbenzene	2500	2330	93	70-131
135-98-8	sec-Butylbenzene	2500	2360	94	71-126
98-06-6	tert-Butylbenzene	2500	2310	92	73-127
56-23-5	Carbon tetrachloride	2500	2660	106	64-156
108-90-7	Chlorobenzene	2500	2320	93	80-121
75-00-3	Chloroethane	2500	2250	90	57-138
67-66-3	Chloroform	2500	2450	98	77-130
74-87-3	Chloromethane	2500	2060	82	53-131
95-49-8	o-Chlorotoluene	2500	2280	91	75-125
106-43-4	p-Chlorotoluene	2500	2290	92	71-120
108-20-3	Di-Isopropyl ether	2500	2410	96	65-129
96-12-8	1,2-Dibromo-3-chloropropane	2500	2530	101	63-141
124-48-1	Dibromochloromethane	2500	2400	96	74-138
106-93-4	1,2-Dibromoethane	2500	2410	96	80-127
95-50-1	1,2-Dichlorobenzene	2500	2330	93	77-121
541-73-1	1,3-Dichlorobenzene	2500	2280	91	77-122
106-46-7	1,4-Dichlorobenzene	2500	2220	89	74-117
75-71-8	Dichlorodifluoromethane	2500	1960	78	36-149
75-34-3	1,1-Dichloroethane	2500	2500	100	75-129
107-06-2	1,2-Dichloroethane	2500	2450	98	70-145
75-35-4	1,1-Dichloroethene	2500	2440	98	70-128
156-59-2	cis-1,2-Dichloroethene	2500	2250	90	76-135
156-60-5	trans-1,2-Dichloroethene	2500	2460	98	68-124
78-87-5	1,2-Dichloropropane	2500	2500	100	79-122
142-28-9	1,3-Dichloropropane	2500	2290	92	79-124
594-20-7	2,2-Dichloropropane	2500	2380	95	54-148
563-58-6	1,1-Dichloropropene	2500	2490	100	74-131
10061-01-5	cis-1,3-Dichloropropene	2500	2440	98	80-127

# Blank Spike Summary

**Job Number:** C17043

**Account:** ALNCA Accutest Northern California, Inc.

**Project:** IRISECAO: Romic Soil Investigation(Romic EPA) - 2081 Bay Road,East Palo Alto,CA

Sample	File ID	DF	Analyzed	By	Prep Date	Prep Batch	Analytical Batch
VE7962-BS	E180753.D	1	08/01/11	OTR	n/a	n/a	VE7962

The QC reported here applies to the following samples:

Method: SW846 8260B

C17043-26, C17043-30, C17043-31, C17043-32, C17043-33

CAS No.	Compound	Spike ug/kg	BSP ug/kg	BSP %	Limits
10061-02-6	trans-1,3-Dichloropropene	2500	2490	100	79-133
100-41-4	Ethylbenzene	2500	2280	91	75-125
87-68-3	Hexachlorobutadiene	2500	2380	95	63-139
591-78-6	2-Hexanone	2500	2710	108	61-142
98-82-8	Isopropylbenzene	2500	2330	93	67-126
99-87-6	p-Isopropyltoluene	2500	2470	99	73-131
1634-04-4	Methyl Tert Butyl Ether	5000	4610	92	72-126
108-10-1	4-Methyl-2-pentanone(MIBK)	2500	2710	108	69-135
74-95-3	Methylene bromide	2500	2470	99	82-131
75-09-2	Methylene chloride	2500	2210	88	71-124
91-20-3	Naphthalene	2500	1920	77	59-134
103-65-1	n-Propylbenzene	2500	2370	95	70-123
100-42-5	Styrene	2500	2320	93	77-128
75-65-0	Tert Butyl Alcohol	12500	11600	93	65-137
994-05-8	tert-Amyl Methyl Ether	2500	2360	94	69-125
637-92-3	tert-Butyl Ethyl Ether	2500	2430	97	69-128
630-20-6	1,1,1,2-Tetrachloroethane	2500	2320	93	79-134
79-34-5	1,1,2,2-Tetrachloroethane	2500	2230	89	71-122
127-18-4	Tetrachloroethene	2500	2380	95	70-137
108-88-3	Toluene	2500	2420	97	77-124
87-61-6	1,2,3-Trichlorobenzene	2500	2020	81	67-134
120-82-1	1,2,4-Trichlorobenzene	2500	2030	81	70-132
71-55-6	1,1,1-Trichloroethane	2500	2640	106	70-144
79-00-5	1,1,2-Trichloroethane	2500	2470	99	81-127
79-01-6	Trichloroethene	2500	2520	101	80-129
75-69-4	Trichlorofluoromethane	2500	2350	94	59-149
96-18-4	1,2,3-Trichloropropane	2500	2300	92	74-133
95-63-6	1,2,4-Trimethylbenzene	2500	2310	92	73-122
108-67-8	1,3,5-Trimethylbenzene	2500	2310	92	71-121
75-01-4	Vinyl chloride	2500	2120	85	59-134
1330-20-7	Xylene (total)	7500	6820	91	78-124

CAS No.	Surrogate Recoveries	BSP	Limits
1868-53-7	Dibromofluoromethane	92%	67-131%

9.2.11  
9

# Blank Spike Summary

**Job Number:** C17043  
**Account:** ALNCA Accutest Northern California, Inc.  
**Project:** IRISECAO: Romic Soil Investigation(Romic EPA) - 2081 Bay Road,East Palo Alto,CA

Sample	File ID	DF	Analyzed	By	Prep Date	Prep Batch	Analytical Batch
VE7962-BS	E180753.D	1	08/01/11	OTR	n/a	n/a	VE7962

The QC reported here applies to the following samples:

Method: SW846 8260B

C17043-26, C17043-30, C17043-31, C17043-32, C17043-33

CAS No.	Surrogate Recoveries	BSP	Limits
17060-07-0	1,2-Dichloroethane-D4	93%	66-130%
2037-26-5	Toluene-D8	93%	76-125%
460-00-4	4-Bromofluorobenzene	87%	53-142%

# Matrix Spike Summary

**Job Number:** C17043

**Account:** ALNCA Accutest Northern California, Inc.

**Project:** IRISECAO: Romic Soil Investigation(Romic EPA) - 2081 Bay Road,East Palo Alto,CA

Sample	File ID	DF	Analyzed	By	Prep Date	Prep Batch	Analytical Batch
JA81758-13MS	V117848.D	1	07/30/11	AVM	n/a	n/a	VV5020
JA81758-13	V117844.D	1	07/30/11	AVM	n/a	n/a	VV5020

The QC reported here applies to the following samples:

Method: SW846 8260B

C17043-2, C17043-4, C17043-5, C17043-12, C17043-13

CAS No.	Compound	JA81758-13 ug/kg	Spike Q	ug/kg	MS ug/kg	MS %	Limits
67-64-1	Acetone	41.3		41.6	58.1	40	12-189
71-43-2	Benzene	ND		41.6	26.2	63	37-132
108-86-1	Bromobenzene	ND		41.6	29.2	70	17-144
74-97-5	Bromochloromethane	ND		41.6	29.6	71	43-136
75-27-4	Bromodichloromethane	ND		41.6	30.5	73	34-148
75-25-2	Bromoform	ND		41.6	32.1	77	23-153
74-83-9	Bromomethane	ND		41.6	30.9	74	10-150
78-93-3	2-Butanone (MEK)	ND		41.6	35.5	85	21-179
104-51-8	n-Butylbenzene	ND		41.6	32.3	78	10-156
135-98-8	sec-Butylbenzene	ND		41.6	31.4	75	10-152
98-06-6	tert-Butylbenzene	ND		41.6	30.9	74	10-151
56-23-5	Carbon tetrachloride	ND		41.6	26.0	62	25-156
108-90-7	Chlorobenzene	ND		41.6	28.4	68	25-140
75-00-3	Chloroethane	ND		41.6	33.4	80	15-143
67-66-3	Chloroform	ND		41.6	27.8	67	42-134
74-87-3	Chloromethane	ND		41.6	29.6	71	33-134
95-49-8	o-Chlorotoluene	ND		41.6	29.6	71	13-146
106-43-4	p-Chlorotoluene	ND		41.6	29.3	70	10-143
108-20-3	Di-Isopropyl ether	ND		41.6	27.9	67	39-133
96-12-8	1,2-Dibromo-3-chloropropane	ND		41.6	34.3	82	15-154
124-48-1	Dibromochloromethane	ND		41.6	32.2	77	28-150
106-93-4	1,2-Dibromoethane	ND		41.6	31.2	75	34-141
95-50-1	1,2-Dichlorobenzene	ND		41.6	28.9	69	10-147
541-73-1	1,3-Dichlorobenzene	ND		41.6	28.9	69	10-148
106-46-7	1,4-Dichlorobenzene	ND		41.6	29.2	70	10-144
75-71-8	Dichlorodifluoromethane	ND		41.6	27.8	67	18-162
75-34-3	1,1-Dichloroethane	ND		41.6	28.0	67	44-131
107-06-2	1,2-Dichloroethane	ND		41.6	32.4	78	39-144
75-35-4	1,1-Dichloroethene	ND		41.6	25.1	60	37-135
156-59-2	cis-1,2-Dichloroethene	ND		41.6	28.2	68	38-134
156-60-5	trans-1,2-Dichloroethene	ND		41.6	26.4	63	35-133
78-87-5	1,2-Dichloropropane	ND		41.6	27.5	66	41-132
142-28-9	1,3-Dichloropropane	ND		41.6	31.2	75	38-135
594-20-7	2,2-Dichloropropane	ND		41.6	28.9	69	29-141
563-58-6	1,1-Dichloropropene	ND		41.6	26.2	63	30-141
10061-01-5	cis-1,3-Dichloropropene	ND		41.6	29.1	70	31-141

# Matrix Spike Summary

**Job Number:** C17043

**Account:** ALNCA Accutest Northern California, Inc.

**Project:** IRISECAO: Romic Soil Investigation(Romic EPA) - 2081 Bay Road,East Palo Alto,CA

Sample	File ID	DF	Analyzed	By	Prep Date	Prep Batch	Analytical Batch
JA81758-13MS	V117848.D	1	07/30/11	AVM	n/a	n/a	VV5020
JA81758-13	V117844.D	1	07/30/11	AVM	n/a	n/a	VV5020

The QC reported here applies to the following samples:

Method: SW846 8260B

C17043-2, C17043-4, C17043-5, C17043-12, C17043-13

CAS No.	Compound	JA81758-13 ug/kg	Spike Q	MS ug/kg	MS %	Limits
10061-02-6	trans-1,3-Dichloropropene	ND	41.6	31.6	76	29-146
100-41-4	Ethylbenzene	ND	41.6	28.5	68	20-144
87-68-3	Hexachlorobutadiene	ND	41.6	33.9	81	10-176
591-78-6	2-Hexanone	ND	41.6	30.2	73	15-172
98-82-8	Isopropylbenzene	ND	41.6	30.3	73	14-146
99-87-6	p-Isopropyltoluene	ND	41.6	31.5	76	10-154
1634-04-4	Methyl Tert Butyl Ether	ND	41.6	31.4	75	43-131
108-10-1	4-Methyl-2-pentanone(MIBK)	ND	41.6	30.2	73	36-145
74-95-3	Methylene bromide	ND	41.6	30.2	73	42-138
75-09-2	Methylene chloride	ND	41.6	27.1	65	41-128
91-20-3	Naphthalene	ND	41.6	27.8	67	10-157
103-65-1	n-Propylbenzene	ND	41.6	30.2	73	10-147
100-42-5	Styrene	ND	41.6	29.7	71	13-154
75-65-0	Tert Butyl Alcohol	ND	208	175	84	41-146
994-05-8	tert-Amyl Methyl Ether	ND	41.6	28.7	69	41-131
637-92-3	tert-Butyl Ethyl Ether	ND	41.6	30.1	72	41-134
630-20-6	1,1,1,2-Tetrachloroethane	ND	41.6	29.9	72	28-148
79-34-5	1,1,2,2-Tetrachloroethane	ND	41.6	33.2	80	30-134
127-18-4	Tetrachloroethene	ND	41.6	26.3	63	18-163
108-88-3	Toluene	ND	41.6	27.7	67	29-138
87-61-6	1,2,3-Trichlorobenzene	ND	41.6	27.8	67	10-158
120-82-1	1,2,4-Trichlorobenzene	ND	41.6	29.1	70	10-163
71-55-6	1,1,1-Trichloroethane	ND	41.6	28.6	69	35-145
79-00-5	1,1,2-Trichloroethane	ND	41.6	29.3	70	37-140
79-01-6	Trichloroethene	ND	41.6	26.5	64	28-151
75-69-4	Trichlorofluoromethane	ND	41.6	30.3	73	29-154
96-18-4	1,2,3-Trichloropropane	ND	41.6	33.1	80	35-141
95-63-6	1,2,4-Trimethylbenzene	ND	41.6	31.1	75	10-151
108-67-8	1,3,5-Trimethylbenzene	ND	41.6	29.9	72	10-146
75-01-4	Vinyl chloride	ND	41.6	31.8	76	33-143
1330-20-7	Xylene (total)	ND	125	87.3	70	18-145

CAS No.	Surrogate Recoveries	MS	JA81758-13	Limits
1868-53-7	Dibromofluoromethane	109%	105%	67-131%

9.3.1  
9

# Matrix Spike Summary

**Job Number:** C17043  
**Account:** ALNCA Accutest Northern California, Inc.  
**Project:** IRISECAO: Romic Soil Investigation(Romic EPA) - 2081 Bay Road,East Palo Alto,CA

Sample	File ID	DF	Analyzed	By	Prep Date	Prep Batch	Analytical Batch
JA81758-13MS	V117848.D	1	07/30/11	AVM	n/a	n/a	VV5020
JA81758-13	V117844.D	1	07/30/11	AVM	n/a	n/a	VV5020

**The QC reported here applies to the following samples:** **Method:** SW846 8260B

C17043-2, C17043-4, C17043-5, C17043-12, C17043-13

CAS No.	Surrogate Recoveries	MS	JA81758-13	Limits
17060-07-0	1,2-Dichloroethane-D4	103%	99%	66-130%
2037-26-5	Toluene-D8	108%	107%	76-125%
460-00-4	4-Bromofluorobenzene	100%	99%	53-142%

9.3.1  
9

# Matrix Spike/Matrix Spike Duplicate Summary

**Job Number:** C17043

**Account:** ALNCA Accutest Northern California, Inc.

**Project:** IRISECAO: Romic Soil Investigation(Romic EPA) - 2081 Bay Road,East Palo Alto,CA

Sample	File ID	DF	Analyzed	By	Prep Date	Prep Batch	Analytical Batch
C17043-29MS	E180661.D	1	07/29/11	OTR	n/a	n/a	VE7958
C17043-29MSD	E180662.D	1	07/29/11	OTR	n/a	n/a	VE7958
C17043-29	E180659.D	1	07/29/11	OTR	n/a	n/a	VE7958
C17043-29	E180663.D	1	07/29/11	OTR	n/a	n/a	VE7958

The QC reported here applies to the following samples:

Method: SW846 8260B

C17043-26, C17043-27, C17043-28, C17043-29, C17043-30

CAS No.	Compound	C17043-29 ug/kg	Spike Q	ug/kg	MS ug/kg	MS %	MSD ug/kg	MSD %	RPD	Limits Rec/RPD
67-64-1	Acetone	24300		53000	85400	115	80800	107	6	12-189/33
71-43-2	Benzene	ND		53000	54000	102	53300	101	1	37-132/21
108-86-1	Bromobenzene	ND		53000	54200	102	53000	100	2	17-144/25
74-97-5	Bromochloromethane	ND		53000	56000	106	55700	105	1	43-136/20
75-27-4	Bromodichloromethane	ND		53000	57100	108	56600	107	1	34-148/21
75-25-2	Bromoform	ND		53000	57500	109	57200	108	1	23-153/23
74-83-9	Bromomethane	ND		53000	50700	96	51800	98	2	10-150/27
78-93-3	2-Butanone (MEK)	13200		53000	74200	115	69900	107	6	21-179/29
104-51-8	n-Butylbenzene	4300	J	53000	59900	105	59500	104	1	10-156/33
135-98-8	sec-Butylbenzene	1810	J	53000	57400	105	57100	104	1	10-152/30
98-06-6	tert-Butylbenzene	ND		53000	53700	101	53200	100	1	10-151/28
56-23-5	Carbon tetrachloride	ND		53000	61600	116	60800	115	1	25-156/24
108-90-7	Chlorobenzene	ND		53000	53700	101	52600	99	2	25-140/24
75-00-3	Chloroethane	ND		53000	55500	105	56100	106	1	15-143/26
67-66-3	Chloroform	581	J	53000	56800	106	56100	105	1	42-134/21
74-87-3	Chloromethane	ND		53000	54200	102	53800	102	1	33-134/25
95-49-8	o-Chlorotoluene	ND		53000	53500	101	51800	98	3	13-146/29
106-43-4	p-Chlorotoluene	ND		53000	53800	102	53100	100	1	10-143/27
108-20-3	Di-Isopropyl ether	ND		53000	55900	106	55200	104	1	39-133/20
96-12-8	1,2-Dibromo-3-chloropropane	ND		53000	58100	110	58700	111	1	15-154/28
124-48-1	Dibromochloromethane	ND		53000	56700	107	55200	104	3	28-150/22
106-93-4	1,2-Dibromoethane	ND		53000	57100	108	56400	106	1	34-141/21
95-50-1	1,2-Dichlorobenzene	10700		53000	64600	102	64100	101	1	10-147/28
541-73-1	1,3-Dichlorobenzene	274	J	53000	53400	100	52900	99	1	10-148/28
106-46-7	1,4-Dichlorobenzene	1350	J	53000	53500	98	52800	97	1	10-144/28
75-71-8	Dichlorodifluoromethane	ND		53000	50400	95	49700	94	1	18-162/26
75-34-3	1,1-Dichloroethane	2530	J	53000	60700	110	60200	109	1	44-131/21
107-06-2	1,2-Dichloroethane	8680		53000	63900	104	62800	102	2	39-144/20
75-35-4	1,1-Dichloroethene	7930		53000	66800	111	67700	113	1	37-135/23
156-59-2	cis-1,2-Dichloroethene	67700		53000	124000	106	123000	104	1	38-134/21
156-60-5	trans-1,2-Dichloroethene	467	J	53000	59800	112	59200	111	1	35-133/23
78-87-5	1,2-Dichloropropane	ND		53000	57300	108	56000	106	2	41-132/20
142-28-9	1,3-Dichloropropane	ND		53000	54000	102	52100	98	4	38-135/20
594-20-7	2,2-Dichloropropane	ND		53000	53800	102	52800	100	2	29-141/23
563-58-6	1,1-Dichloropropene	ND		53000	58800	111	58000	110	1	30-141/24
10061-01-5	cis-1,3-Dichloropropene	ND		53000	56700	107	55800	105	2	31-141/23

9.4.1  
9

# Matrix Spike/Matrix Spike Duplicate Summary

**Job Number:** C17043

**Account:** ALNCA Accutest Northern California, Inc.

**Project:** IRISECAO: Romic Soil Investigation(Romic EPA) - 2081 Bay Road,East Palo Alto,CA

Sample	File ID	DF	Analyzed	By	Prep Date	Prep Batch	Analytical Batch
C17043-29MS	E180661.D	1	07/29/11	OTR	n/a	n/a	VE7958
C17043-29MSD	E180662.D	1	07/29/11	OTR	n/a	n/a	VE7958
C17043-29	E180659.D	1	07/29/11	OTR	n/a	n/a	VE7958
C17043-29	E180663.D	1	07/29/11	OTR	n/a	n/a	VE7958

The QC reported here applies to the following samples:

Method: SW846 8260B

C17043-26, C17043-27, C17043-28, C17043-29, C17043-30

CAS No.	Compound	C17043-29 ug/kg	Spike Q	ug/kg	MS ug/kg	MS %	MSD ug/kg	MSD %	RPD	Limits Rec/RPD
10061-02-6	trans-1,3-Dichloropropene	ND		53000	57400	108	56200	106	2	29-146/24
100-41-4	Ethylbenzene	35200		53000	87700	99	86000	96	2	20-144/25
87-68-3	Hexachlorobutadiene	ND		53000	58400	110	58400	110	0	10-176/36
591-78-6	2-Hexanone	ND		53000	57000	108	55000	104	4	15-172/30
98-82-8	Isopropylbenzene	2120	J	53000	56600	103	55700	101	2	14-146/27
99-87-6	p-Isopropyltoluene	3720	J	53000	59100	105	59700	106	1	10-154/30
1634-04-4	Methyl Tert Butyl Ether	ND		53000	53400	101	53800	102	1	43-131/20
108-10-1	4-Methyl-2-pentanone(MIBK)	21200		53000	81100	113	78300	108	4	36-145/26
74-95-3	Methylene bromide	ND		53000	57800	109	57100	108	1	42-138/21
75-09-2	Methylene chloride	6210		53000	59600	101	59500	101	0	41-128/20
91-20-3	Naphthalene	14600		53000	67400	100	66700	98	1	10-157/34
103-65-1	n-Propylbenzene	4090	J	53000	59000	104	57900	102	2	10-147/29
100-42-5	Styrene	ND		53000	56800	107	55700	105	2	13-154/25
75-65-0	Tert Butyl Alcohol	ND		265000	271000	102	270000	102	0	41-146/26
994-05-8	tert-Amyl Methyl Ether	ND		53000	52500	99	52600	99	0	41-131/20
637-92-3	tert-Butyl Ethyl Ether	ND		53000	54400	103	54400	103	0	41-134/20
630-20-6	1,1,1,2-Tetrachloroethane	ND		53000	54700	103	54000	102	1	28-148/22
79-34-5	1,1,2,2-Tetrachloroethane	ND		53000	52600	99	51800	98	2	30-134/26
127-18-4	Tetrachloroethene	45900		53000	101000	104	99700	102	1	18-163/26
108-88-3	Toluene	115000		53000	177000	117	172000	108	3	29-138/23
87-61-6	1,2,3-Trichlorobenzene	ND		53000	53200	100	52100	98	2	10-158/36
120-82-1	1,2,4-Trichlorobenzene	ND		53000	51100	96	51000	96	0	10-163/35
71-55-6	1,1,1-Trichloroethane	2110	J	53000	64000	117	64300	117	0	35-145/23
79-00-5	1,1,2-Trichloroethane	ND		53000	58200	110	56500	107	3	37-140/22
79-01-6	Trichloroethene	354000 <sup>b</sup>		53000	441000	164* <sup>a</sup>	433000	149	2	28-151/23
75-69-4	Trichlorofluoromethane	ND		53000	55900	106	56800	107	2	29-154/25
96-18-4	1,2,3-Trichloropropane	ND		53000	55800	105	54600	103	2	35-141/24
95-63-6	1,2,4-Trimethylbenzene	45000		53000	95600	96	94900	94	1	10-151/31
108-67-8	1,3,5-Trimethylbenzene	12500		53000	66300	102	65100	99	2	10-146/28
75-01-4	Vinyl chloride	3390	J	53000	57000	101	57200	102	0	33-143/24
1330-20-7	Xylene (total)	213000		159000	373000	101	367000	97	2	18-145/25

CAS No.	Surrogate Recoveries	MS	MSD	C17043-29	C17043-29	Limits
1868-53-7	Dibromofluoromethane	94%	95%	92%	92%	67-131%

9.4.1  
9



# Matrix Spike/Matrix Spike Duplicate Summary

**Job Number:** C17043

**Account:** ALNCA Accutest Northern California, Inc.

**Project:** IRISECAO: Romic Soil Investigation(Romic EPA) - 2081 Bay Road,East Palo Alto,CA

Sample	File ID	DF	Analyzed	By	Prep Date	Prep Batch	Analytical Batch
C17043-29MS	E180661.D	1	07/29/11	OTR	n/a	n/a	VE7958
C17043-29MSD	E180662.D	1	07/29/11	OTR	n/a	n/a	VE7958
C17043-29	E180659.D	1	07/29/11	OTR	n/a	n/a	VE7958
C17043-29	E180663.D	1	07/29/11	OTR	n/a	n/a	VE7958

The QC reported here applies to the following samples:

Method: SW846 8260B

C17043-26, C17043-27, C17043-28, C17043-29, C17043-30

CAS No.	Surrogate Recoveries	MS	MSD	C17043-29	C17043-29	Limits
17060-07-0	1,2-Dichloroethane-D4	93%	93%	96%	94%	66-130%
2037-26-5	Toluene-D8	94%	93%	91%	92%	76-125%
460-00-4	4-Bromofluorobenzene	86%	85%	89%	90%	53-142%

- (a) Outside control limits due to high level in sample relative to spike amount.
- (b) Result is from Run #2.

9.4.1  
9

# Matrix Spike/Matrix Spike Duplicate Summary

**Job Number:** C17043

**Account:** ALNCA Accutest Northern California, Inc.

**Project:** IRISECAO: Romic Soil Investigation(Romic EPA) - 2081 Bay Road,East Palo Alto,CA

Sample	File ID	DF	Analyzed	By	Prep Date	Prep Batch	Analytical Batch
JA81766-19MS	V117806.D	1	07/29/11	AVM	n/a	n/a	VV5018
JA81766-19MSD	V117807.D	1	07/29/11	AVM	n/a	n/a	VV5018
JA81766-19	V117805.D	1	07/29/11	AVM	n/a	n/a	VV5018

The QC reported here applies to the following samples:

Method: SW846 8260B

C17043-11

CAS No.	Compound	JA81766-19 ug/kg	Spike Q	ug/kg	MS ug/kg	MS %	MSD ug/kg	MSD %	RPD	Limits Rec/RPD
67-64-1	Acetone	25.1		93.5	121	103	113	94	7	12-189/33
71-43-2	Benzene	ND		93.5	89.1	95	80.0	86	11	37-132/21
108-86-1	Bromobenzene	ND		93.5	79.9	85	73.6	79	8	17-144/25
74-97-5	Bromochloromethane	ND		93.5	89.0	95	79.4	85	11	43-136/20
75-27-4	Bromodichloromethane	ND		93.5	94.1	101	86.1	92	9	34-148/21
75-25-2	Bromoform	ND		93.5	87.8	94	78.6	84	11	23-153/23
74-83-9	Bromomethane	ND		93.5	107	114	92.6	99	14	10-150/27
78-93-3	2-Butanone (MEK)	ND		93.5	104	111	92.9	99	11	21-179/29
104-51-8	n-Butylbenzene	ND		93.5	54.1	58	54.6	58	1	10-156/33
135-98-8	sec-Butylbenzene	ND		93.5	60.9	65	62.3	67	2	10-152/30
98-06-6	tert-Butylbenzene	ND		93.5	68.4	73	69.0	74	1	10-151/28
56-23-5	Carbon tetrachloride	ND		93.5	88.1	94	80.4	86	9	25-156/24
108-90-7	Chlorobenzene	ND		93.5	86.1	92	78.5	84	9	25-140/24
75-00-3	Chloroethane	ND		93.5	118	126	104	111	13	15-143/26
67-66-3	Chloroform	ND		93.5	93.4	100	83.0	89	12	42-134/21
74-87-3	Chloromethane	ND		93.5	100	107	86.4	92	15	33-134/25
95-49-8	o-Chlorotoluene	ND		93.5	76.9	82	73.6	79	4	13-146/29
106-43-4	p-Chlorotoluene	ND		93.5	75.5	81	70.1	75	7	10-143/27
108-20-3	Di-Isopropyl ether	ND		93.5	86.7	93	78.2	84	10	39-133/20
96-12-8	1,2-Dibromo-3-chloropropane	ND		93.5	85.0	91	72.2	77	16	15-154/28
124-48-1	Dibromochloromethane	ND		93.5	94.8	101	84.9	91	11	28-150/22
106-93-4	1,2-Dibromoethane	ND		93.5	90.2	96	80.5	86	11	34-141/21
95-50-1	1,2-Dichlorobenzene	ND		93.5	67.9	73	62.4	67	8	10-147/28
541-73-1	1,3-Dichlorobenzene	ND		93.5	68.1	73	64.2	69	6	10-148/28
106-46-7	1,4-Dichlorobenzene	ND		93.5	69.0	74	63.6	68	8	10-144/28
75-71-8	Dichlorodifluoromethane	ND		93.5	98.8	106	89.6	96	10	18-162/26
75-34-3	1,1-Dichloroethane	ND		93.5	96.0	103	85.5	91	12	44-131/21
107-06-2	1,2-Dichloroethane	ND		93.5	96.9	104	86.7	93	11	39-144/20
75-35-4	1,1-Dichloroethene	ND		93.5	88.6	95	78.0	83	13	37-135/23
156-59-2	cis-1,2-Dichloroethene	ND		93.5	93.9	100	83.4	89	12	38-134/21
156-60-5	trans-1,2-Dichloroethene	ND		93.5	91.5	98	80.0	86	13	35-133/23
78-87-5	1,2-Dichloropropane	ND		93.5	88.6	95	78.9	84	12	41-132/20
142-28-9	1,3-Dichloropropane	ND		93.5	93.0	99	83.0	89	11	38-135/20
594-20-7	2,2-Dichloropropane	ND		93.5	103	110	92.3	99	11	29-141/23
563-58-6	1,1-Dichloropropene	ND		93.5	92.5	99	81.1	87	13	30-141/24
10061-01-5	cis-1,3-Dichloropropene	ND		93.5	88.6	95	76.4	82	15	31-141/23

9.4.2  
9

# Matrix Spike/Matrix Spike Duplicate Summary

**Job Number:** C17043

**Account:** ALNCA Accutest Northern California, Inc.

**Project:** IRISECAO: Romic Soil Investigation(Romic EPA) - 2081 Bay Road,East Palo Alto,CA

Sample	File ID	DF	Analyzed	By	Prep Date	Prep Batch	Analytical Batch
JA81766-19MS	V117806.D	1	07/29/11	AVM	n/a	n/a	VV5018
JA81766-19MSD	V117807.D	1	07/29/11	AVM	n/a	n/a	VV5018
JA81766-19	V117805.D	1	07/29/11	AVM	n/a	n/a	VV5018

The QC reported here applies to the following samples:

Method: SW846 8260B

C17043-11

CAS No.	Compound	JA81766-19 ug/kg	Spike Q	ug/kg	MS ug/kg	MS %	MSD ug/kg	MSD %	RPD	Limits Rec/RPD
10061-02-6	trans-1,3-Dichloropropene	ND		93.5	92.5	99	80.7	86	14	29-146/24
100-41-4	Ethylbenzene	ND		93.5	88.3	94	80.8	86	9	20-144/25
87-68-3	Hexachlorobutadiene	ND		93.5	32.8	35	31.8	34	3	10-176/36
591-78-6	2-Hexanone	ND		93.5	89.7	96	78.6	84	13	15-172/30
98-82-8	Isopropylbenzene	ND		93.5	79.4	85	77.2	83	3	14-146/27
99-87-6	p-Isopropyltoluene	ND		93.5	61.8	66	62.9	67	2	10-154/30
1634-04-4	Methyl Tert Butyl Ether	ND		93.5	93.1	100	82.2	88	12	43-131/20
108-10-1	4-Methyl-2-pentanone(MIBK)	ND		93.5	86.6	93	76.1	81	13	36-145/26
74-95-3	Methylene bromide	ND		93.5	88.7	95	79.7	85	11	42-138/21
75-09-2	Methylene chloride	ND		93.5	83.4	89	74.9	80	11	41-128/20
91-20-3	Naphthalene	ND		93.5	57.1	61	51.7	55	10	10-157/34
103-65-1	n-Propylbenzene	ND		93.5	73.3	78	71.3	76	3	10-147/29
100-42-5	Styrene	ND		93.5	85.3	91	76.5	82	11	13-154/25
75-65-0	Tert Butyl Alcohol	ND		468	493	105	531	114	7	41-146/26
994-05-8	tert-Amyl Methyl Ether	ND		93.5	88.2	94	79.2	85	11	41-131/20
637-92-3	tert-Butyl Ethyl Ether	ND		93.5	92.6	99	83.3	89	11	41-134/20
630-20-6	1,1,1,2-Tetrachloroethane	ND		93.5	91.0	97	82.8	89	9	28-148/22
79-34-5	1,1,2,2-Tetrachloroethane	ND		93.5	88.1	94	76.1	81	15	30-134/26
127-18-4	Tetrachloroethene	ND		93.5	84.5	90	79.2	85	6	18-163/26
108-88-3	Toluene	ND		93.5	91.1	97	81.8	87	11	29-138/23
87-61-6	1,2,3-Trichlorobenzene	ND		93.5	44.5	48	41.0	44	8	10-158/36
120-82-1	1,2,4-Trichlorobenzene	ND		93.5	46.4	50	43.8	47	6	10-163/35
71-55-6	1,1,1-Trichloroethane	ND		93.5	99.9	107	89.9	96	11	35-145/23
79-00-5	1,1,2-Trichloroethane	ND		93.5	84.7	91	74.3	79	13	37-140/22
79-01-6	Trichloroethene	ND		93.5	90.1	96	81.5	87	10	28-151/23
75-69-4	Trichlorofluoromethane	ND		93.5	112	120	101	108	10	29-154/25
96-18-4	1,2,3-Trichloropropane	ND		93.5	89.3	95	80.5	86	10	35-141/24
95-63-6	1,2,4-Trimethylbenzene	ND		93.5	74.1	79	71.9	77	3	10-151/31
108-67-8	1,3,5-Trimethylbenzene	ND		93.5	72.2	77	70.6	75	2	10-146/28
75-01-4	Vinyl chloride	ND		93.5	115	123	100	107	14	33-143/24
1330-20-7	Xylene (total)	ND		281	262	93	243	87	8	18-145/25

CAS No.	Surrogate Recoveries	MS	MSD	JA81766-19	Limits
1868-53-7	Dibromofluoromethane	107%	105%	109%	67-131%

9.4.2  
9

# Matrix Spike/Matrix Spike Duplicate Summary

**Job Number:** C17043

**Account:** ALNCA Accutest Northern California, Inc.

**Project:** IRISECAO: Romic Soil Investigation(Romic EPA) - 2081 Bay Road,East Palo Alto,CA

Sample	File ID	DF	Analyzed	By	Prep Date	Prep Batch	Analytical Batch
JA81766-19MS	V117806.D	1	07/29/11	AVM	n/a	n/a	VV5018
JA81766-19MSD	V117807.D	1	07/29/11	AVM	n/a	n/a	VV5018
JA81766-19	V117805.D	1	07/29/11	AVM	n/a	n/a	VV5018

The QC reported here applies to the following samples:

Method: SW846 8260B

C17043-11

CAS No.	Surrogate Recoveries	MS	MSD	JA81766-19	Limits
17060-07-0	1,2-Dichloroethane-D4	108%	102%	106%	66-130%
2037-26-5	Toluene-D8	107%	106%	105%	76-125%
460-00-4	4-Bromofluorobenzene	101%	100%	100%	53-142%

# Matrix Spike/Matrix Spike Duplicate Summary

**Job Number:** C17043

**Account:** ALNCA Accutest Northern California, Inc.

**Project:** IRISECAO: Romic Soil Investigation(Romic EPA) - 2081 Bay Road,East Palo Alto,CA

Sample	File ID	DF	Analyzed	By	Prep Date	Prep Batch	Analytical Batch
JA82021-1MS	3C77634.D	1	07/29/11	JTP	n/a	n/a	V3C3432
JA82021-1MSD	3C77635.D	1	07/29/11	JTP	n/a	n/a	V3C3432
JA82021-1 <sup>a</sup>	3C77631.D	1	07/29/11	JTP	n/a	n/a	V3C3432

The QC reported here applies to the following samples:

Method: SW846 8260B

C17043-15, C17043-16

CAS No.	Compound	JA82021-1 ug/kg	Spike Q ug/kg	MS ug/kg	MS %	MSD ug/kg	MSD %	RPD	Limits Rec/RPD
67-64-1	Acetone	ND	64.4	81.2	126	82.1	128	1	12-189/33
71-43-2	Benzene	ND	64.4	64.4	100	60.7	94	6	37-132/21
108-86-1	Bromobenzene	ND	64.4	63.7	99	62.8	98	1	17-144/25
74-97-5	Bromochloromethane	ND	64.4	66.6	103	64.8	101	3	43-136/20
75-27-4	Bromodichloromethane	ND	64.4	69.7	108	66.3	103	5	34-148/21
75-25-2	Bromoform	ND	64.4	67.6	105	66.2	103	2	23-153/23
74-83-9	Bromomethane	ND	64.4	64.2	100	61.6	96	4	10-150/27
78-93-3	2-Butanone (MEK)	ND	64.4	75.3	117	77.3	120	3	21-179/29
104-51-8	n-Butylbenzene	ND	64.4	71.1	110	68.5	106	4	10-156/33
135-98-8	sec-Butylbenzene	ND	64.4	67.9	105	66.8	104	2	10-152/30
98-06-6	tert-Butylbenzene	ND	64.4	67.8	105	66.0	103	3	10-151/28
56-23-5	Carbon tetrachloride	ND	64.4	70.2	109	65.4	102	7	25-156/24
108-90-7	Chlorobenzene	ND	64.4	63.4	98	61.2	95	4	25-140/24
75-00-3	Chloroethane	ND	64.4	66.1	103	63.5	99	4	15-143/26
67-66-3	Chloroform	ND	64.4	68.7	107	65.6	102	5	42-134/21
74-87-3	Chloromethane	ND	64.4	70.4	109	67.9	105	4	33-134/25
95-49-8	o-Chlorotoluene	ND	64.4	64.7	101	63.4	98	2	13-146/29
106-43-4	p-Chlorotoluene	ND	64.4	64.0	99	62.9	98	2	10-143/27
108-20-3	Di-Isopropyl ether	ND	64.4	70.2	109	67.9	105	3	39-133/20
96-12-8	1,2-Dibromo-3-chloropropane	ND	64.4	71.9	112	71.0	110	1	15-154/28
124-48-1	Dibromochloromethane	ND	64.4	68.0	106	65.8	102	3	28-150/22
106-93-4	1,2-Dibromoethane	ND	64.4	67.4	105	66.4	103	1	34-141/21
95-50-1	1,2-Dichlorobenzene	ND	64.4	62.5	97	61.9	96	1	10-147/28
541-73-1	1,3-Dichlorobenzene	ND	64.4	65.3	101	64.1	100	2	10-148/28
106-46-7	1,4-Dichlorobenzene	ND	64.4	58.7	91	58.2	90	1	10-144/28
75-71-8	Dichlorodifluoromethane	ND	64.4	72.4	112	69.5	108	4	18-162/26
75-34-3	1,1-Dichloroethane	ND	64.4	67.4	105	66.7	104	1	44-131/21
107-06-2	1,2-Dichloroethane	ND	64.4	72.3	112	68.3	106	6	39-144/20
75-35-4	1,1-Dichloroethene	ND	64.4	62.3	97	60.4	94	3	37-135/23
156-59-2	cis-1,2-Dichloroethene	ND	64.4	61.2	95	59.6	93	3	38-134/21
156-60-5	trans-1,2-Dichloroethene	ND	64.4	62.2	97	60.6	94	3	35-133/23
78-87-5	1,2-Dichloropropane	ND	64.4	63.5	99	59.9	93	6	41-132/20
142-28-9	1,3-Dichloropropane	ND	64.4	67.9	105	67.0	104	1	38-135/20
594-20-7	2,2-Dichloropropane	ND	64.4	73.7	114	70.4	109	5	29-141/23
563-58-6	1,1-Dichloropropene	ND	64.4	70.0	109	66.4	103	5	30-141/24
10061-01-5	cis-1,3-Dichloropropene	ND	64.4	69.7	108	65.5	102	6	31-141/23

9.4.3  
9

# Matrix Spike/Matrix Spike Duplicate Summary

**Job Number:** C17043

**Account:** ALNCA Accutest Northern California, Inc.

**Project:** IRISECAO: Romic Soil Investigation(Romic EPA) - 2081 Bay Road,East Palo Alto,CA

Sample	File ID	DF	Analyzed	By	Prep Date	Prep Batch	Analytical Batch
JA82021-1MS	3C77634.D	1	07/29/11	JTP	n/a	n/a	V3C3432
JA82021-1MSD	3C77635.D	1	07/29/11	JTP	n/a	n/a	V3C3432
JA82021-1 <sup>a</sup>	3C77631.D	1	07/29/11	JTP	n/a	n/a	V3C3432

The QC reported here applies to the following samples:

Method: SW846 8260B

C17043-15, C17043-16

CAS No.	Compound	JA82021-1 ug/kg	Spike Q ug/kg	MS ug/kg	MS %	MSD ug/kg	MSD %	RPD	Limits Rec/RPD
10061-02-6	trans-1,3-Dichloropropene	ND	64.4	71.3	111	68.1	106	5	29-146/24
100-41-4	Ethylbenzene	ND	64.4	66.3	103	64.2	100	3	20-144/25
87-68-3	Hexachlorobutadiene	ND	64.4	68.4	106	67.3	105	2	10-176/36
591-78-6	2-Hexanone	ND	64.4	72.3	112	68.5	106	5	15-172/30
98-82-8	Isopropylbenzene	ND	64.4	64.8	101	63.3	98	2	14-146/27
99-87-6	p-Isopropyltoluene	ND	64.4	68.6	107	67.1	104	2	10-154/30
1634-04-4	Methyl Tert Butyl Ether	ND	64.4	66.8	104	64.7	101	3	43-131/20
108-10-1	4-Methyl-2-pentanone(MIBK)	ND	64.4	70.7	110	68.5	106	3	36-145/26
74-95-3	Methylene bromide	ND	64.4	68.8	107	65.5	102	5	42-138/21
75-09-2	Methylene chloride	ND	64.4	64.1	100	62.8	98	2	41-128/20
91-20-3	Naphthalene	ND	64.4	69.0	107	69.1	107	0	10-157/34
103-65-1	n-Propylbenzene	ND	64.4	69.1	107	67.8	105	2	10-147/29
100-42-5	Styrene	ND	64.4	65.5	102	63.4	98	3	13-154/25
75-65-0	Tert Butyl Alcohol	ND	322	312	97	312	97	0	41-146/26
994-05-8	tert-Amyl Methyl Ether	ND	64.4	65.0	101	63.1	98	3	41-131/20
637-92-3	tert-Butyl Ethyl Ether	ND	64.4	68.9	107	66.3	103	4	41-134/20
630-20-6	1,1,1,2-Tetrachloroethane	ND	64.4	66.0	103	63.0	98	5	28-148/22
79-34-5	1,1,2,2-Tetrachloroethane	ND	64.4	61.8	96	64.3	100	4	30-134/26
127-18-4	Tetrachloroethene	ND	64.4	90.6	141	90.9	141	0	18-163/26
108-88-3	Toluene	ND	64.4	64.9	101	60.8	94	7	29-138/23
87-61-6	1,2,3-Trichlorobenzene	ND	64.4	68.0	106	66.8	104	2	10-158/36
120-82-1	1,2,4-Trichlorobenzene	ND	64.4	69.1	107	66.7	104	4	10-163/35
71-55-6	1,1,1-Trichloroethane	ND	64.4	67.7	105	64.2	100	5	35-145/23
79-00-5	1,1,2-Trichloroethane	ND	64.4	69.1	107	66.8	104	3	37-140/22
79-01-6	Trichloroethene	ND	64.4	70.7	110	66.8	104	6	28-151/23
75-69-4	Trichlorofluoromethane	ND	64.4	72.3	112	68.5	106	5	29-154/25
96-18-4	1,2,3-Trichloropropane	ND	64.4	68.9	107	67.8	105	2	35-141/24
95-63-6	1,2,4-Trimethylbenzene	ND	64.4	63.7	99	62.5	97	2	10-151/31
108-67-8	1,3,5-Trimethylbenzene	ND	64.4	64.2	100	62.6	97	3	10-146/28
75-01-4	Vinyl chloride	ND	64.4	68.3	106	66.0	103	3	33-143/24
1330-20-7	Xylene (total)	ND	193	192	99	184	95	4	18-145/25

CAS No.	Surrogate Recoveries	MS	MSD	JA82021-1	Limits
1868-53-7	Dibromofluoromethane	98%	98%	102%	67-131%

9.4.3  
9

# Matrix Spike/Matrix Spike Duplicate Summary

**Job Number:** C17043  
**Account:** ALNCA Accutest Northern California, Inc.  
**Project:** IRISECAO: Romic Soil Investigation(Romic EPA) - 2081 Bay Road,East Palo Alto,CA

Sample	File ID	DF	Analyzed	By	Prep Date	Prep Batch	Analytical Batch
JA82021-1MS	3C77634.D	1	07/29/11	JTP	n/a	n/a	V3C3432
JA82021-1MSD	3C77635.D	1	07/29/11	JTP	n/a	n/a	V3C3432
JA82021-1 <sup>a</sup>	3C77631.D	1	07/29/11	JTP	n/a	n/a	V3C3432

**The QC reported here applies to the following samples:** **Method:** SW846 8260B

C17043-15, C17043-16

CAS No.	Surrogate Recoveries	MS	MSD	JA82021-1	Limits
17060-07-0	1,2-Dichloroethane-D4	93%	93%	106%	66-130%
2037-26-5	Toluene-D8	110%	108%	107%	76-125%
460-00-4	4-Bromofluorobenzene	96%	97%	98%	53-142%

(a) Sample analyzed outside the holding time per client request.

# Matrix Spike/Matrix Spike Duplicate Summary

**Job Number:** C17043

**Account:** ALNCA Accutest Northern California, Inc.

**Project:** IRISECAO: Romic Soil Investigation(Romic EPA) - 2081 Bay Road,East Palo Alto,CA

Sample	File ID	DF	Analyzed	By	Prep Date	Prep Batch	Analytical Batch
JA82204-5MS	D185040.D	1	07/29/11	ET	n/a	n/a	VD7521
JA82204-5MSD	D185041.D	1	07/29/11	ET	n/a	n/a	VD7521
JA82204-5	D185043.D	1	07/29/11	ET	n/a	n/a	VD7521

The QC reported here applies to the following samples:

Method: SW846 8260B

C17043-23

CAS No.	Compound	JA82204-5 ug/kg	Spike Q ug/kg	MS ug/kg	MS %	MSD ug/kg	MSD %	RPD	Limits Rec/RPD
108-88-3	Toluene	ND	2060	1940	94	1840	89	5	29-138/23

CAS No.	Surrogate Recoveries	MS	MSD	JA82204-5	Limits
1868-53-7	Dibromofluoromethane	95%	91%	90%	67-131%
17060-07-0	1,2-Dichloroethane-D4	108%	95%	95%	66-130%
2037-26-5	Toluene-D8	103%	102%	103%	76-125%
460-00-4	4-Bromofluorobenzene	85%	88%	92%	53-142%

9.4.4

9



# Matrix Spike/Matrix Spike Duplicate Summary

**Job Number:** C17043

**Account:** ALNCA Accutest Northern California, Inc.

**Project:** IRISECAO: Romic Soil Investigation(Romic EPA) - 2081 Bay Road,East Palo Alto,CA

Sample	File ID	DF	Analyzed	By	Prep Date	Prep Batch	Analytical Batch
JA81741-1MS	E180702.D	1	07/30/11	OTR	n/a	n/a	VE7960
JA81741-1MSD	E180703.D	1	07/30/11	OTR	n/a	n/a	VE7960
JA81741-1	E180706.D	1	07/30/11	OTR	n/a	n/a	VE7960

The QC reported here applies to the following samples:

Method: SW846 8260B

C17043-27

CAS No.	Compound	JA81741-1 ug/kg	Spike Q	ug/kg	MS ug/kg	MS %	MSD ug/kg	MSD %	RPD	Limits Rec/RPD
67-64-1	Acetone	ND		127000	143000	113	142000	112	1	12-189/33
78-93-3	2-Butanone (MEK)	ND		127000	130000	102	133000	105	2	21-179/29
156-59-2	cis-1,2-Dichloroethene	22200		127000	145000	97	143000	95	1	38-134/21
108-10-1	4-Methyl-2-pentanone(MIBK)	ND		127000	134000	105	133000	105	1	36-145/26
108-88-3	Toluene	ND		127000	128000	101	128000	101	0	29-138/23

9.4.5  
9

CAS No.	Surrogate Recoveries	MS	MSD	JA81741-1	Limits
1868-53-7	Dibromofluoromethane	92%	92%	89%	67-131%
17060-07-0	1,2-Dichloroethane-D4	91%	91%	95%	66-130%
2037-26-5	Toluene-D8	93%	93%	93%	76-125%
460-00-4	4-Bromofluorobenzene	86%	85%	93%	53-142%

# Matrix Spike/Matrix Spike Duplicate Summary

**Job Number:** C17043

**Account:** ALNCA Accutest Northern California, Inc.

**Project:** IRISECAO: Romic Soil Investigation(Romic EPA) - 2081 Bay Road,East Palo Alto,CA

Sample	File ID	DF	Analyzed	By	Prep Date	Prep Batch	Analytical Batch
JA81423-2MS	X117335.D	1	07/30/11	DPP	n/a	n/a	VX4982
JA81423-2MSD	X117336.D	1	07/30/11	DPP	n/a	n/a	VX4982
JA81423-2	X117332.D	1	07/30/11	DPP	n/a	n/a	VX4982

The QC reported here applies to the following samples:

Method: SW846 8260B

C17043-7, C17043-8, C17043-9, C17043-10

CAS No.	Compound	JA81423-2 ug/kg	Spike Q ug/kg	MS ug/kg	MS %	MSD ug/kg	MSD %	RPD	Limits Rec/RPD
67-64-1	Acetone	ND	67.8	61.9	91	62.0	91	0	12-189/33
71-43-2	Benzene	ND	67.8	60.2	89	54.7	81	10	37-132/21
108-86-1	Bromobenzene	ND	67.8	58.2	86	55.3	82	5	17-144/25
74-97-5	Bromochloromethane	ND	67.8	60.4	89	57.4	85	5	43-136/20
75-27-4	Bromodichloromethane	ND	67.8	59.7	88	57.1	84	4	34-148/21
75-25-2	Bromoform	ND	67.8	62.5	92	62.3	92	0	23-153/23
74-83-9	Bromomethane	ND	67.8	57.7	85	50.2	74	14	10-150/27
78-93-3	2-Butanone (MEK)	ND	67.8	63.1	93	63.7	94	1	21-179/29
104-51-8	n-Butylbenzene	ND	67.8	58.4	86	52.7	78	10	10-156/33
135-98-8	sec-Butylbenzene	ND	67.8	60.7	89	54.7	81	10	10-152/30
98-06-6	tert-Butylbenzene	ND	67.8	61.2	90	55.7	82	9	10-151/28
56-23-5	Carbon tetrachloride	ND	67.8	62.8	93	54.9	81	13	25-156/24
108-90-7	Chlorobenzene	ND	67.8	59.9	88	56.3	83	6	25-140/24
75-00-3	Chloroethane	ND	67.8	62.5	92	53.8	79	15	15-143/26
67-66-3	Chloroform	ND	67.8	58.7	87	53.6	79	9	42-134/21
74-87-3	Chloromethane	ND	67.8	59.1	87	50.8	75	15	33-134/25
95-49-8	o-Chlorotoluene	ND	67.8	60.1	89	55.8	82	7	13-146/29
106-43-4	p-Chlorotoluene	ND	67.8	58.8	87	55.0	81	7	10-143/27
108-20-3	Di-Isopropyl ether	ND	67.8	56.7	84	53.6	79	6	39-133/20
96-12-8	1,2-Dibromo-3-chloropropane	ND	67.8	62.5	92	59.9	88	4	15-154/28
124-48-1	Dibromochloromethane	ND	67.8	61.7	91	60.6	89	2	28-150/22
106-93-4	1,2-Dibromoethane	ND	67.8	60.3	89	59.5	88	1	34-141/21
95-50-1	1,2-Dichlorobenzene	ND	67.8	59.1	87	55.5	82	6	10-147/28
541-73-1	1,3-Dichlorobenzene	ND	67.8	57.8	85	54.0	80	7	10-148/28
106-46-7	1,4-Dichlorobenzene	ND	67.8	57.5	85	54.2	80	6	10-144/28
75-71-8	Dichlorodifluoromethane	ND	67.8	66.0	97	53.8	79	20	18-162/26
75-34-3	1,1-Dichloroethane	ND	67.8	59.0	87	52.2	77	12	44-131/21
107-06-2	1,2-Dichloroethane	ND	67.8	60.2	89	56.9	84	6	39-144/20
75-35-4	1,1-Dichloroethene	ND	67.8	59.1	87	51.7	76	13	37-135/23
156-59-2	cis-1,2-Dichloroethene	ND	67.8	58.8	87	53.6	79	9	38-134/21
156-60-5	trans-1,2-Dichloroethene	ND	67.8	57.5	85	51.1	75	12	35-133/23
78-87-5	1,2-Dichloropropane	ND	67.8	59.4	88	56.0	83	6	41-132/20
142-28-9	1,3-Dichloropropane	ND	67.8	58.2	86	57.1	84	2	38-135/20
594-20-7	2,2-Dichloropropane	ND	67.8	62.7	92	55.4	82	12	29-141/23
563-58-6	1,1-Dichloropropene	ND	67.8	62.3	92	54.7	81	13	30-141/24
10061-01-5	cis-1,3-Dichloropropene	ND	67.8	59.9	88	57.7	85	4	31-141/23

9.4.6  
9

# Matrix Spike/Matrix Spike Duplicate Summary

**Job Number:** C17043

**Account:** ALNCA Accutest Northern California, Inc.

**Project:** IRISECAO: Romic Soil Investigation(Romic EPA) - 2081 Bay Road,East Palo Alto,CA

Sample	File ID	DF	Analyzed	By	Prep Date	Prep Batch	Analytical Batch
JA81423-2MS	X117335.D	1	07/30/11	DPP	n/a	n/a	VX4982
JA81423-2MSD	X117336.D	1	07/30/11	DPP	n/a	n/a	VX4982
JA81423-2	X117332.D	1	07/30/11	DPP	n/a	n/a	VX4982

The QC reported here applies to the following samples:

Method: SW846 8260B

C17043-7, C17043-8, C17043-9, C17043-10

CAS No.	Compound	JA81423-2 ug/kg	Spike Q ug/kg	MS ug/kg	MS %	MSD ug/kg	MSD %	RPD	Limits Rec/RPD
10061-02-6	trans-1,3-Dichloropropene	ND	67.8	59.3	87	57.9	85	2	29-146/24
100-41-4	Ethylbenzene	ND	67.8	60.3	89	54.8	81	10	20-144/25
87-68-3	Hexachlorobutadiene	ND	67.8	62.2	92	55.2	81	12	10-176/36
591-78-6	2-Hexanone	ND	67.8	60.6	89	63.5	94	5	15-172/30
98-82-8	Isopropylbenzene	ND	67.8	60.0	88	54.7	81	9	14-146/27
99-87-6	p-Isopropyltoluene	ND	67.8	60.5	89	55.1	81	9	10-154/30
1634-04-4	Methyl Tert Butyl Ether	ND	67.8	55.9	82	54.0	80	3	43-131/20
108-10-1	4-Methyl-2-pentanone(MIBK)	ND	67.8	62.6	92	63.4	93	1	36-145/26
74-95-3	Methylene bromide	ND	67.8	61.6	91	59.3	87	4	42-138/21
75-09-2	Methylene chloride	ND	67.8	56.5	83	52.3	77	8	41-128/20
91-20-3	Naphthalene	ND	67.8	63.3	93	60.9	90	4	10-157/34
103-65-1	n-Propylbenzene	ND	67.8	59.5	88	54.2	80	9	10-147/29
100-42-5	Styrene	ND	67.8	59.7	88	56.3	83	6	13-154/25
75-65-0	Tert Butyl Alcohol	ND	339	304	90	303	89	0	41-146/26
994-05-8	tert-Amyl Methyl Ether	ND	67.8	60.7	89	57.9	85	5	41-131/20
637-92-3	tert-Butyl Ethyl Ether	ND	67.8	57.9	85	55.8	82	4	41-134/20
630-20-6	1,1,1,2-Tetrachloroethane	ND	67.8	61.2	90	56.6	83	8	28-148/22
79-34-5	1,1,2,2-Tetrachloroethane	ND	67.8	53.3	79	52.0	77	2	30-134/26
127-18-4	Tetrachloroethene	ND	67.8	88.0	130	88.5	130	1	18-163/26
108-88-3	Toluene	ND	67.8	60.0	88	55.5	82	8	29-138/23
87-61-6	1,2,3-Trichlorobenzene	ND	67.8	65.2	96	61.0	90	7	10-158/36
120-82-1	1,2,4-Trichlorobenzene	ND	67.8	63.8	94	58.2	86	9	10-163/35
71-55-6	1,1,1-Trichloroethane	0.63	J 67.8	60.1	88	53.2	77	12	35-145/23
79-00-5	1,1,2-Trichloroethane	ND	67.8	59.0	87	58.8	87	0	37-140/22
79-01-6	Trichloroethene	17.4	67.8	80.6	93	69.8	77	14	28-151/23
75-69-4	Trichlorofluoromethane	ND	67.8	62.5	92	54.3	80	14	29-154/25
96-18-4	1,2,3-Trichloropropane	ND	67.8	59.4	88	59.5	88	0	35-141/24
95-63-6	1,2,4-Trimethylbenzene	ND	67.8	59.7	88	55.2	81	8	10-151/31
108-67-8	1,3,5-Trimethylbenzene	ND	67.8	60.2	89	55.5	82	8	10-146/28
75-01-4	Vinyl chloride	ND	67.8	61.8	91	51.7	76	18	33-143/24
1330-20-7	Xylene (total)	ND	204	184	90	169	83	8	18-145/25

CAS No.	Surrogate Recoveries	MS	MSD	JA81423-2	Limits
1868-53-7	Dibromofluoromethane	98%	97%	97%	67-131%

9.4.6  
9

# Matrix Spike/Matrix Spike Duplicate Summary

**Job Number:** C17043

**Account:** ALNCA Accutest Northern California, Inc.

**Project:** IRISECAO: Romic Soil Investigation(Romic EPA) - 2081 Bay Road,East Palo Alto,CA

Sample	File ID	DF	Analyzed	By	Prep Date	Prep Batch	Analytical Batch
JA81423-2MS	X117335.D	1	07/30/11	DPP	n/a	n/a	VX4982
JA81423-2MSD	X117336.D	1	07/30/11	DPP	n/a	n/a	VX4982
JA81423-2	X117332.D	1	07/30/11	DPP	n/a	n/a	VX4982

The QC reported here applies to the following samples:

Method: SW846 8260B

C17043-7, C17043-8, C17043-9, C17043-10

CAS No.	Surrogate Recoveries	MS	MSD	JA81423-2	Limits
17060-07-0	1,2-Dichloroethane-D4	88%	89%	92%	66-130%
2037-26-5	Toluene-D8	108%	108%	107%	76-125%
460-00-4	4-Bromofluorobenzene	96%	98%	101%	53-142%

# Matrix Spike/Matrix Spike Duplicate Summary

**Job Number:** C17043

**Account:** ALNCA Accutest Northern California, Inc.

**Project:** IRISECAO: Romic Soil Investigation(Romic EPA) - 2081 Bay Road,East Palo Alto,CA

Sample	File ID	DF	Analyzed	By	Prep Date	Prep Batch	Analytical Batch
JA81519-1MS	D185081.D	1	07/30/11	ET	n/a	n/a	VD7522
JA81519-1MSD	D185082.D	1	07/30/11	ET	n/a	n/a	VD7522
JA81519-1	D185075.D	1	07/30/11	ET	n/a	n/a	VD7522
JA81519-1	D185088.D	1	07/30/11	ET	n/a	n/a	VD7522

The QC reported here applies to the following samples:

Method: SW846 8260B

C17043-23

CAS No.	Compound	JA81519-1 ug/kg	Spike Q ug/kg	MS ug/kg	MS %	MSD ug/kg	MSD %	RPD	Limits Rec/RPD
67-64-1	Acetone	ND	3310	3590	109	3360	102	7	12-189/33
71-43-2	Benzene	185	3310	3750	108	3770	108	1	37-132/21
108-86-1	Bromobenzene	ND	3310	3800	115	3850	116	1	17-144/25
74-97-5	Bromochloromethane	ND	3310	3610	109	3590	109	1	43-136/20
75-27-4	Bromodichloromethane	ND	3310	5130	155* a	5180	157* a	1	34-148/21
75-25-2	Bromoform	ND	3310	4350	132	4410	133	1	23-153/23
74-83-9	Bromomethane	ND	3310	2360	71	2410	73	2	10-150/27
78-93-3	2-Butanone (MEK)	ND	3310	3670	111	3580	108	2	21-179/29
104-51-8	n-Butylbenzene	ND	3310	7000	83	7090	86	1	10-156/33
135-98-8	sec-Butylbenzene	ND	3310	4680	96	4690	96	0	10-152/30
98-06-6	tert-Butylbenzene	ND	3310	3510	106	3620	109	3	10-151/28
56-23-5	Carbon tetrachloride	ND	3310	3800	115	3840	116	1	25-156/24
108-90-7	Chlorobenzene	ND	3310	3700	112	3740	113	1	25-140/24
75-00-3	Chloroethane	ND	3310	2430	73	2460	74	1	15-143/26
67-66-3	Chloroform	ND	3310	3490	106	3510	106	1	42-134/21
74-87-3	Chloromethane	ND	3310	2540	77	2480	75	2	33-134/25
95-49-8	o-Chlorotoluene	ND	3310	3720	113	3740	113	1	13-146/29
106-43-4	p-Chlorotoluene	ND	3310	3460	105	3480	105	1	10-143/27
108-20-3	Di-Isopropyl ether	ND	3310	2600	79	2580	78	1	39-133/20
96-12-8	1,2-Dibromo-3-chloropropane	ND	3310	5430	164* a	5460	165* a	1	15-154/28
124-48-1	Dibromochloromethane	ND	3310	4060	123	4100	124	1	28-150/22
106-93-4	1,2-Dibromoethane	ND	3310	3860	117	3900	118	1	34-141/21
95-50-1	1,2-Dichlorobenzene	ND	3310	3560	108	3590	109	1	10-147/28
541-73-1	1,3-Dichlorobenzene	ND	3310	3650	110	3710	112	2	10-148/28
106-46-7	1,4-Dichlorobenzene	ND	3310	3420	103	3440	104	1	10-144/28
75-71-8	Dichlorodifluoromethane	ND	3310	2720	82	2760	83	1	18-162/26
75-34-3	1,1-Dichloroethane	ND	3310	3320	100	3320	100	0	44-131/21
107-06-2	1,2-Dichloroethane	ND	3310	3630	110	3620	109	0	39-144/20
75-35-4	1,1-Dichloroethene	ND	3310	3390	103	3450	104	2	37-135/23
156-59-2	cis-1,2-Dichloroethene	ND	3310	3450	104	3490	106	1	38-134/21
156-60-5	trans-1,2-Dichloroethene	ND	3310	3410	103	3440	104	1	35-133/23
78-87-5	1,2-Dichloropropane	ND	3310	3670	111	3710	112	1	41-132/20
142-28-9	1,3-Dichloropropane	ND	3310	3510	106	3530	107	1	38-135/20
594-20-7	2,2-Dichloropropane	ND	3310	3490	106	3480	105	0	29-141/23
563-58-6	1,1-Dichloropropene	ND	3310	3610	109	3610	109	0	30-141/24
10061-01-5	cis-1,3-Dichloropropene	ND	3310	3780	114	3750	113	1	31-141/23

9.4.7  
9

# Matrix Spike/Matrix Spike Duplicate Summary

**Job Number:** C17043

**Account:** ALNCA Accutest Northern California, Inc.

**Project:** IRISECAO: Romic Soil Investigation(Romic EPA) - 2081 Bay Road,East Palo Alto,CA

Sample	File ID	DF	Analyzed	By	Prep Date	Prep Batch	Analytical Batch
JA81519-1MS	D185081.D	1	07/30/11	ET	n/a	n/a	VD7522
JA81519-1MSD	D185082.D	1	07/30/11	ET	n/a	n/a	VD7522
JA81519-1	D185075.D	1	07/30/11	ET	n/a	n/a	VD7522
JA81519-1	D185088.D	1	07/30/11	ET	n/a	n/a	VD7522

The QC reported here applies to the following samples:

Method: SW846 8260B

C17043-23

CAS No.	Compound	JA81519-1 ug/kg	Spike Q	ug/kg	MS ug/kg	MS %	MSD ug/kg	MSD %	RPD	Limits Rec/RPD
10061-02-6	trans-1,3-Dichloropropene	ND		3310	3790	115	3760	114	1	29-146/24
100-41-4	Ethylbenzene	19500 <sup>c</sup>		3310	19500	15* <sup>b</sup>	19700	21	1	20-144/25
87-68-3	Hexachlorobutadiene	ND		3310	3920	119	3950	119	1	10-176/36
591-78-6	2-Hexanone	ND		3310	4270	129	4080	123	5	15-172/30
98-82-8	Isopropylbenzene	3920		3310	6770	86	6860	89	1	14-146/27
99-87-6	p-Isopropyltoluene	ND		3310	4360	100	4370	100	0	10-154/30
1634-04-4	Methyl Tert Butyl Ether	ND		3310	3220	97	3230	98	0	43-131/20
108-10-1	4-Methyl-2-pentanone(MIBK)	ND		3310	3370	102	3460	105	3	36-145/26
74-95-3	Methylene bromide	ND		3310	3680	111	3720	113	1	42-138/21
75-09-2	Methylene chloride	ND		3310	3340	101	3350	101	0	41-128/20
91-20-3	Naphthalene	ND		3310	17800	112	17900	115	1	10-157/34
103-65-1	n-Propylbenzene	ND		3310	14700	15	14900	21	1	10-147/29
100-42-5	Styrene	ND		3310	4540	137	4570	138	1	13-154/25
75-65-0	Tert Butyl Alcohol	ND		16500	13600	82	13600	82	0	41-146/26
994-05-8	tert-Amyl Methyl Ether	ND		3310	2640	80	2660	80	1	41-131/20
637-92-3	tert-Butyl Ethyl Ether	ND		3310	2650	80	2660	80	0	41-134/20
630-20-6	1,1,1,2-Tetrachloroethane	ND		3310	4060	123	4100	124	1	28-148/22
79-34-5	1,1,2,2-Tetrachloroethane	ND		3310	3230	98	3290	100	2	30-134/26
127-18-4	Tetrachloroethene	ND		3310	3910	118	3950	119	1	18-163/26
87-61-6	1,2,3-Trichlorobenzene	ND		3310	4170	126	4250	129	2	10-158/36
120-82-1	1,2,4-Trichlorobenzene	ND		3310	3870	117	3880	117	0	10-163/35
71-55-6	1,1,1-Trichloroethane	ND		3310	3380	102	3420	103	1	35-145/23
79-00-5	1,1,2-Trichloroethane	ND		3310	3710	112	3720	113	0	37-140/22
79-01-6	Trichloroethene	ND		3310	3900	118	3940	119	1	28-151/23
75-69-4	Trichlorofluoromethane	ND		3310	2670	81	2710	82	1	29-154/25
96-18-4	1,2,3-Trichloropropane	ND		3310	4510	136	4380	132	3	35-141/24
95-63-6	1,2,4-Trimethylbenzene	ND		3310	18200	-662* <sup>b</sup>	18400	-656* <sup>b</sup>	1	10-151/31
108-67-8	1,3,5-Trimethylbenzene	ND		3310	20900	-6* <sup>b</sup>	20900	-6* <sup>b</sup>	0	10-146/28
75-01-4	Vinyl chloride	ND		3310	2770	84	2760	83	0	33-143/24
1330-20-7	Xylene (total)	91900 <sup>c</sup>		9920	42900	22	43300	26	1	18-145/25

CAS No.	Surrogate Recoveries	MS	MSD	JA81519-1	JA81519-1	Limits
1868-53-7	Dibromofluoromethane	87%	87%	88%	87%	67-131%
17060-07-0	1,2-Dichloroethane-D4	87%	85%	91%	88%	66-130%

9.4.7  
9

# Matrix Spike/Matrix Spike Duplicate Summary

**Job Number:** C17043

**Account:** ALNCA Accutest Northern California, Inc.

**Project:** IRISECAO: Romic Soil Investigation(Romic EPA) - 2081 Bay Road,East Palo Alto,CA

Sample	File ID	DF	Analyzed	By	Prep Date	Prep Batch	Analytical Batch
JA81519-1MS	D185081.D	1	07/30/11	ET	n/a	n/a	VD7522
JA81519-1MSD	D185082.D	1	07/30/11	ET	n/a	n/a	VD7522
JA81519-1	D185075.D	1	07/30/11	ET	n/a	n/a	VD7522
JA81519-1	D185088.D	1	07/30/11	ET	n/a	n/a	VD7522

The QC reported here applies to the following samples:

Method: SW846 8260B

C17043-23

CAS No.	Surrogate Recoveries	MS	MSD	JA81519-1	JA81519-1	Limits
2037-26-5	Toluene-D8	109%	107%	111%	100%	76-125%
460-00-4	4-Bromofluorobenzene	115%	116%	110%	88%	53-142%

- (a) Outside control limits due to matrix interference.
- (b) Outside control limits due to high level in sample relative to spike amount.
- (c) Result is from Run #2.

# Matrix Spike/Matrix Spike Duplicate Summary

**Job Number:** C17043

**Account:** ALNCA Accutest Northern California, Inc.

**Project:** IRISECAO: Romic Soil Investigation(Romic EPA) - 2081 Bay Road,East Palo Alto,CA

Sample	File ID	DF	Analyzed	By	Prep Date	Prep Batch	Analytical Batch
C17043-17MS	3A95351.D	1	07/30/11	HSS	n/a	n/a	V3A4092
C17043-17MSD	3A95352.D	1	07/30/11	HSS	n/a	n/a	V3A4092
C17043-17	3A95348.D	1	07/30/11	HSS	n/a	n/a	V3A4092

The QC reported here applies to the following samples:

Method: SW846 8260B

C17043-17, C17043-18, C17043-20, C17043-24

CAS No.	Compound	C17043-17 ug/kg	Spike Q	ug/kg	MS ug/kg	MS %	MSD ug/kg	MSD %	RPD	Limits Rec/RPD
67-64-1	Acetone	ND		46000	43500	95	45300	99	4	12-189/33
71-43-2	Benzene	ND		46000	41800	91	40400	88	3	37-132/21
108-86-1	Bromobenzene	ND		46000	48500	106	47500	103	2	17-144/25
74-97-5	Bromochloromethane	ND		46000	43900	96	43400	94	1	43-136/20
75-27-4	Bromodichloromethane	ND		46000	43600	95	42400	92	3	34-148/21
75-25-2	Bromoform	ND		46000	47400	103	46400	101	2	23-153/23
74-83-9	Bromomethane	ND		46000	44100	96	44100	96	0	10-150/27
78-93-3	2-Butanone (MEK)	ND		46000	44500	97	43500	95	2	21-179/29
104-51-8	n-Butylbenzene	ND		46000	43800	95	41600	91	5	10-156/33
135-98-8	sec-Butylbenzene	ND		46000	47200	103	45700	99	3	10-152/30
98-06-6	tert-Butylbenzene	ND		46000	49800	108	49000	107	2	10-151/28
56-23-5	Carbon tetrachloride	ND		46000	44000	96	43100	94	2	25-156/24
108-90-7	Chlorobenzene	ND		46000	44500	97	43500	95	2	25-140/24
75-00-3	Chloroethane	ND		46000	39700	86	39100	85	2	15-143/26
67-66-3	Chloroform	3000	J	46000	45000	91	44700	91	1	42-134/21
74-87-3	Chloromethane	ND		46000	39000	85	39200	85	1	33-134/25
95-49-8	o-Chlorotoluene	ND		46000	46100	100	46000	100	0	13-146/29
106-43-4	p-Chlorotoluene	ND		46000	45900	100	45000	98	2	10-143/27
108-20-3	Di-Isopropyl ether	ND		46000	39500	86	39300	86	1	39-133/20
96-12-8	1,2-Dibromo-3-chloropropane	ND		46000	47500	103	47300	103	0	15-154/28
124-48-1	Dibromochloromethane	ND		46000	45400	99	45600	99	0	28-150/22
106-93-4	1,2-Dibromoethane	ND		46000	44500	97	44600	97	0	34-141/21
95-50-1	1,2-Dichlorobenzene	ND		46000	45300	99	44300	96	2	10-147/28
541-73-1	1,3-Dichlorobenzene	ND		46000	44100	96	43300	94	2	10-148/28
106-46-7	1,4-Dichlorobenzene	ND		46000	43500	95	42400	92	3	10-144/28
75-71-8	Dichlorodifluoromethane	ND		46000	38300	83	36600	80	5	18-162/26
75-34-3	1,1-Dichloroethane	3190	J	46000	43700	88	42900	86	2	44-131/21
107-06-2	1,2-Dichloroethane	ND		46000	43200	94	42400	92	2	39-144/20
75-35-4	1,1-Dichloroethene	1470	J	46000	40700	85	41100	86	1	37-135/23
156-59-2	cis-1,2-Dichloroethene	3930	J	46000	45600	91	44800	89	2	38-134/21
156-60-5	trans-1,2-Dichloroethene	ND		46000	40300	88	39900	87	1	35-133/23
78-87-5	1,2-Dichloropropane	ND		46000	42500	92	41200	90	3	41-132/20
142-28-9	1,3-Dichloropropane	ND		46000	42000	91	41900	91	0	38-135/20
594-20-7	2,2-Dichloropropane	ND		46000	38900	85	38000	83	2	29-141/23
563-58-6	1,1-Dichloropropene	ND		46000	41900	91	40500	88	3	30-141/24
10061-01-5	cis-1,3-Dichloropropene	ND		46000	45000	98	44200	96	2	31-141/23

9.4.8  
9



# Matrix Spike/Matrix Spike Duplicate Summary

**Job Number:** C17043

**Account:** ALNCA Accutest Northern California, Inc.

**Project:** IRISECAO: Romic Soil Investigation(Romic EPA) - 2081 Bay Road,East Palo Alto,CA

Sample	File ID	DF	Analyzed	By	Prep Date	Prep Batch	Analytical Batch
C17043-17MS	3A95351.D	1	07/30/11	HSS	n/a	n/a	V3A4092
C17043-17MSD	3A95352.D	1	07/30/11	HSS	n/a	n/a	V3A4092
C17043-17	3A95348.D	1	07/30/11	HSS	n/a	n/a	V3A4092

The QC reported here applies to the following samples:

Method: SW846 8260B

C17043-17, C17043-18, C17043-20, C17043-24

CAS No.	Compound	C17043-17 ug/kg	Spike Q	ug/kg	MS ug/kg	MS %	MSD ug/kg	MSD %	RPD	Limits Rec/RPD
10061-02-6	trans-1,3-Dichloropropene	ND		46000	45300	99	44600	97	2	29-146/24
100-41-4	Ethylbenzene	14500		46000	57000	92	55600	89	2	20-144/25
87-68-3	Hexachlorobutadiene	ND		46000	47600	104	46000	100	3	10-176/36
591-78-6	2-Hexanone	ND		46000	44300	96	49200	107	10	15-172/30
98-82-8	Isopropylbenzene	404	J	46000	48400	104	47100	102	3	14-146/27
99-87-6	p-Isopropyltoluene	ND		46000	47200	103	45800	100	3	10-154/30
1634-04-4	Methyl Tert Butyl Ether	ND		46000	41500	90	41600	91	0	43-131/20
108-10-1	4-Methyl-2-pentanone(MIBK)	ND		46000	50100	109	49100	107	2	36-145/26
74-95-3	Methylene bromide	ND		46000	44600	97	43500	95	2	42-138/21
75-09-2	Methylene chloride	2150	J	46000	42800	88	42200	87	1	41-128/20
91-20-3	Naphthalene	ND		46000	50900	111	51000	111	0	10-157/34
103-65-1	n-Propylbenzene	ND		46000	48000	104	47000	102	2	10-147/29
100-42-5	Styrene	ND		46000	44700	97	43400	94	3	13-154/25
75-65-0	Tert Butyl Alcohol	ND		230000	245000	107	237000	103	3	41-146/26
994-05-8	tert-Amyl Methyl Ether	ND		46000	46200	101	44400	97	4	41-131/20
637-92-3	tert-Butyl Ethyl Ether	ND		46000	41300	90	40800	89	1	41-134/20
630-20-6	1,1,1,2-Tetrachloroethane	ND		46000	45100	98	44500	97	1	28-148/22
79-34-5	1,1,2,2-Tetrachloroethane	ND		46000	45000	98	45400	99	1	30-134/26
127-18-4	Tetrachloroethene	89400		46000	131000	91	130000	88	1	18-163/26
108-88-3	Toluene	154000		46000	190000	78	184000	65	3	29-138/23
87-61-6	1,2,3-Trichlorobenzene	ND		46000	50600	110	49900	109	1	10-158/36
120-82-1	1,2,4-Trichlorobenzene	ND		46000	47200	103	45700	99	3	10-163/35
71-55-6	1,1,1-Trichloroethane	63600		46000	103000	86	103000	86	0	35-145/23
79-00-5	1,1,2-Trichloroethane	ND		46000	44600	97	42900	93	4	37-140/22
79-01-6	Trichloroethene	16500		46000	59500	94	57500	89	3	28-151/23
75-69-4	Trichlorofluoromethane	ND		46000	42300	92	42300	92	0	29-154/25
96-18-4	1,2,3-Trichloropropane	ND		46000	47300	103	47500	103	0	35-141/24
95-63-6	1,2,4-Trimethylbenzene	5220		46000	51600	101	49900	97	3	10-151/31
108-67-8	1,3,5-Trimethylbenzene	1410	J	46000	48500	102	47300	100	3	10-146/28
75-01-4	Vinyl chloride	ND		46000	40800	89	41200	90	1	33-143/24
1330-20-7	Xylene (total)	66400		138000	192000	91	188000	88	2	18-145/25

CAS No.	Surrogate Recoveries	MS	MSD	C17043-17	Limits
1868-53-7	Dibromofluoromethane	98%	100%	98%	67-131%

9.4.8  
9

# Matrix Spike/Matrix Spike Duplicate Summary

**Job Number:** C17043  
**Account:** ALNCA Accutest Northern California, Inc.  
**Project:** IRISECAO: Romic Soil Investigation(Romic EPA) - 2081 Bay Road,East Palo Alto,CA

Sample	File ID	DF	Analyzed	By	Prep Date	Prep Batch	Analytical Batch
C17043-17MS	3A95351.D	1	07/30/11	HSS	n/a	n/a	V3A4092
C17043-17MSD	3A95352.D	1	07/30/11	HSS	n/a	n/a	V3A4092
C17043-17	3A95348.D	1	07/30/11	HSS	n/a	n/a	V3A4092

**The QC reported here applies to the following samples:** **Method:** SW846 8260B

C17043-17, C17043-18, C17043-20, C17043-24

CAS No.	Surrogate Recoveries	MS	MSD	C17043-17	Limits
17060-07-0	1,2-Dichloroethane-D4	101%	101%	95%	66-130%
2037-26-5	Toluene-D8	100%	100%	101%	76-125%
460-00-4	4-Bromofluorobenzene	99%	99%	98%	53-142%

9.4.8  
9

# Matrix Spike/Matrix Spike Duplicate Summary

**Job Number:** C17043

**Account:** ALNCA Accutest Northern California, Inc.

**Project:** IRISECAO: Romic Soil Investigation(Romic EPA) - 2081 Bay Road,East Palo Alto,CA

Sample	File ID	DF	Analyzed	By	Prep Date	Prep Batch	Analytical Batch
JA81451-8MS	3A95403.D	1	08/01/11	HSS	n/a	n/a	V3A4094
JA81451-8MSD	3A95404.D	1	08/01/11	HSS	n/a	n/a	V3A4094
JA81451-8	3A95395.D	1	08/01/11	HSS	n/a	n/a	V3A4094

The QC reported here applies to the following samples:

Method: SW846 8260B

C17043-19, C17043-21, C17043-22, C17043-25

CAS No.	Compound	JA81451-8 ug/kg	Spike Q ug/kg	MS ug/kg	MS %	MSD ug/kg	MSD %	RPD	Limits Rec/RPD
67-64-1	Acetone	ND	5690	5010	88	5380	95	7	12-189/33
71-43-2	Benzene	ND	5690	5000	88	5050	89	1	37-132/21
108-86-1	Bromobenzene	ND	5690	5790	102	5900	104	2	17-144/25
74-97-5	Bromochloromethane	ND	5690	5140	90	5190	91	1	43-136/20
75-27-4	Bromodichloromethane	ND	5690	5080	89	5110	90	1	34-148/21
75-25-2	Bromoform	ND	5690	5480	96	5530	97	1	23-153/23
74-83-9	Bromomethane	ND	5690	4330	76	4400	77	2	10-150/27
78-93-3	2-Butanone (MEK)	ND	5690	5070	89	5120	90	1	21-179/29
104-51-8	n-Butylbenzene	ND	5690	5320	94	5390	95	1	10-156/33
135-98-8	sec-Butylbenzene	ND	5690	5620	99	5680	100	1	10-152/30
98-06-6	tert-Butylbenzene	ND	5690	6020	106	6090	107	1	10-151/28
56-23-5	Carbon tetrachloride	ND	5690	5310	93	5350	94	1	25-156/24
108-90-7	Chlorobenzene	ND	5690	5290	93	5360	94	1	25-140/24
75-00-3	Chloroethane	ND	5690	3730	66	3860	68	3	15-143/26
67-66-3	Chloroform	ND	5690	5040	89	5080	89	1	42-134/21
74-87-3	Chloromethane	ND	5690	4380	77	4480	79	2	33-134/25
95-49-8	o-Chlorotoluene	ND	5690	5570	98	5700	100	2	13-146/29
106-43-4	p-Chlorotoluene	ND	5690	5520	97	5650	99	2	10-143/27
108-20-3	Di-Isopropyl ether	ND	5690	4870	86	4880	86	0	39-133/20
96-12-8	1,2-Dibromo-3-chloropropane	ND	5690	5290	93	5360	94	1	15-154/28
124-48-1	Dibromochloromethane	ND	5690	5440	96	5450	96	0	28-150/22
106-93-4	1,2-Dibromoethane	ND	5690	5340	94	5330	94	0	34-141/21
95-50-1	1,2-Dichlorobenzene	ND	5690	5350	94	5430	96	1	10-147/28
541-73-1	1,3-Dichlorobenzene	ND	5690	5270	93	5420	95	3	10-148/28
106-46-7	1,4-Dichlorobenzene	ND	5690	5220	92	5310	93	2	10-144/28
75-71-8	Dichlorodifluoromethane	ND	5690	4350	77	4450	78	2	18-162/26
75-34-3	1,1-Dichloroethane	ND	5690	4860	85	4950	87	2	44-131/21
107-06-2	1,2-Dichloroethane	ND	5690	5160	91	5200	91	1	39-144/20
75-35-4	1,1-Dichloroethene	ND	5690	5030	88	5120	90	2	37-135/23
156-59-2	cis-1,2-Dichloroethene	ND	5690	4950	87	5070	89	2	38-134/21
156-60-5	trans-1,2-Dichloroethene	ND	5690	4900	86	5000	88	2	35-133/23
78-87-5	1,2-Dichloropropane	ND	5690	5130	90	5090	90	1	41-132/20
142-28-9	1,3-Dichloropropane	ND	5690	5210	92	5140	90	1	38-135/20
594-20-7	2,2-Dichloropropane	ND	5690	5470	96	5470	96	0	29-141/23
563-58-6	1,1-Dichloropropene	ND	5690	5100	90	5180	91	2	30-141/24
10061-01-5	cis-1,3-Dichloropropene	ND	5690	5630	99	5660	100	1	31-141/23

9.4.9  
9

# Matrix Spike/Matrix Spike Duplicate Summary

**Job Number:** C17043

**Account:** ALNCA Accutest Northern California, Inc.

**Project:** IRISECAO: Romic Soil Investigation(Romic EPA) - 2081 Bay Road,East Palo Alto,CA

Sample	File ID	DF	Analyzed	By	Prep Date	Prep Batch	Analytical Batch
JA81451-8MS	3A95403.D	1	08/01/11	HSS	n/a	n/a	V3A4094
JA81451-8MSD	3A95404.D	1	08/01/11	HSS	n/a	n/a	V3A4094
JA81451-8	3A95395.D	1	08/01/11	HSS	n/a	n/a	V3A4094

The QC reported here applies to the following samples:

Method: SW846 8260B

C17043-19, C17043-21, C17043-22, C17043-25

CAS No.	Compound	JA81451-8 ug/kg	Spike Q ug/kg	MS ug/kg	MS %	MSD ug/kg	MSD %	RPD	Limits Rec/RPD
10061-02-6	trans-1,3-Dichloropropene	ND	5690	5670	100	5740	101	1	29-146/24
100-41-4	Ethylbenzene	ND	5690	5260	93	5280	93	0	20-144/25
87-68-3	Hexachlorobutadiene	ND	5690	5940	104	5990	105	1	10-176/36
591-78-6	2-Hexanone	ND	5690	5760	101	5180	91	11	15-172/30
98-82-8	Isopropylbenzene	ND	5690	5740	101	5830	103	2	14-146/27
99-87-6	p-Isopropyltoluene	ND	5690	5710	100	5720	101	0	10-154/30
1634-04-4	Methyl Tert Butyl Ether	ND	5690	4930	87	4990	88	1	43-131/20
108-10-1	4-Methyl-2-pentanone(MIBK)	ND	5690	5660	100	5710	100	1	36-145/26
74-95-3	Methylene bromide	ND	5690	5190	91	5200	91	0	42-138/21
75-09-2	Methylene chloride	ND	5690	5030	88	5110	90	2	41-128/20
91-20-3	Naphthalene	ND	5690	5760	101	5820	102	1	10-157/34
103-65-1	n-Propylbenzene	ND	5690	5700	100	5850	103	3	10-147/29
100-42-5	Styrene	ND	5690	5350	94	5370	94	0	13-154/25
75-65-0	Tert Butyl Alcohol	ND	28400	23000	81	26400	93	14	41-146/26
994-05-8	tert-Amyl Methyl Ether	ND	5690	5500	97	5390	95	2	41-131/20
637-92-3	tert-Butyl Ethyl Ether	ND	5690	5000	88	5110	90	2	41-134/20
630-20-6	1,1,1,2-Tetrachloroethane	ND	5690	5470	96	5430	96	1	28-148/22
79-34-5	1,1,2,2-Tetrachloroethane	ND	5690	5190	91	5360	94	3	30-134/26
127-18-4	Tetrachloroethene	ND	5690	5760	101	5860	103	2	18-163/26
108-88-3	Toluene	ND	5690	5400	95	5460	96	1	29-138/23
87-61-6	1,2,3-Trichlorobenzene	ND	5690	6030	106	6120	108	1	10-158/36
120-82-1	1,2,4-Trichlorobenzene	ND	5690	5750	101	5880	103	2	10-163/35
71-55-6	1,1,1-Trichloroethane	ND	5690	5220	92	5290	93	1	35-145/23
79-00-5	1,1,2-Trichloroethane	ND	5690	5140	90	5140	90	0	37-140/22
79-01-6	Trichloroethene	ND	5690	5240	92	5330	94	2	28-151/23
75-69-4	Trichlorofluoromethane	ND	5690	4670	82	4800	84	3	29-154/25
96-18-4	1,2,3-Trichloropropane	ND	5690	5480	96	5440	96	1	35-141/24
95-63-6	1,2,4-Trimethylbenzene	ND	5690	5620	99	5700	100	1	10-151/31
108-67-8	1,3,5-Trimethylbenzene	ND	5690	5610	99	5710	100	2	10-146/28
75-01-4	Vinyl chloride	ND	5690	4630	81	4760	84	3	33-143/24
1330-20-7	Xylene (total)	ND	17100	16000	94	15900	93	1	18-145/25

CAS No.	Surrogate Recoveries	MS	MSD	JA81451-8	Limits
1868-53-7	Dibromofluoromethane	95%	97%	96%	67-131%

9.4.9  
9

# Matrix Spike/Matrix Spike Duplicate Summary

**Job Number:** C17043  
**Account:** ALNCA Accutest Northern California, Inc.  
**Project:** IRISECAO: Romic Soil Investigation(Romic EPA) - 2081 Bay Road,East Palo Alto,CA

Sample	File ID	DF	Analyzed	By	Prep Date	Prep Batch	Analytical Batch
JA81451-8MS	3A95403.D	1	08/01/11	HSS	n/a	n/a	V3A4094
JA81451-8MSD	3A95404.D	1	08/01/11	HSS	n/a	n/a	V3A4094
JA81451-8	3A95395.D	1	08/01/11	HSS	n/a	n/a	V3A4094

**The QC reported here applies to the following samples:** **Method:** SW846 8260B

C17043-19, C17043-21, C17043-22, C17043-25

CAS No.	Surrogate Recoveries	MS	MSD	JA81451-8	Limits
17060-07-0	1,2-Dichloroethane-D4	99%	95%	95%	66-130%
2037-26-5	Toluene-D8	99%	99%	99%	76-125%
460-00-4	4-Bromofluorobenzene	99%	100%	96%	53-142%

9.4.9  
9

# Matrix Spike/Matrix Spike Duplicate Summary

**Job Number:** C17043

**Account:** ALNCA Accutest Northern California, Inc.

**Project:** IRISECAO: Romic Soil Investigation(Romic EPA) - 2081 Bay Road,East Palo Alto,CA

Sample	File ID	DF	Analyzed	By	Prep Date	Prep Batch	Analytical Batch
JA81654-4MS	E180765.D	1	08/01/11	OTR	n/a	n/a	VE7962
JA81654-4MSD	E180766.D	1	08/01/11	OTR	n/a	n/a	VE7962
JA81654-4	E180767.D	1	08/01/11	OTR	n/a	n/a	VE7962

The QC reported here applies to the following samples:

Method: SW846 8260B

C17043-26, C17043-30, C17043-31, C17043-32, C17043-33

CAS No.	Compound	JA81654-4 ug/kg	Spike Q ug/kg	MS ug/kg	MS %	MSD ug/kg	MSD %	RPD	Limits Rec/RPD
67-64-1	Acetone	ND	3670	3650	99	1720	47	72* a	12-189/33
71-43-2	Benzene	285	3670	3760	95	3660	92	3	37-132/21
108-86-1	Bromobenzene	ND	3670	3470	94	3460	94	0	17-144/25
74-97-5	Bromochloromethane	ND	3670	3610	98	3520	96	3	43-136/20
75-27-4	Bromodichloromethane	ND	3670	3690	100	3650	99	1	34-148/21
75-25-2	Bromoform	ND	3670	3730	102	3680	100	1	23-153/23
74-83-9	Bromomethane	ND	3670	3080	84	2830	77	8	10-150/27
78-93-3	2-Butanone (MEK)	ND	3670	3940	107	3960	108	1	21-179/29
104-51-8	n-Butylbenzene	ND	3670	3750	102	3730	102	1	10-156/33
135-98-8	sec-Butylbenzene	63.0	3670	3700	99	3690	99	0	10-152/30
98-06-6	tert-Butylbenzene	ND	3670	3470	94	3560	97	3	10-151/28
56-23-5	Carbon tetrachloride	ND	3670	3990	109	3860	105	3	25-156/24
108-90-7	Chlorobenzene	ND	3670	3500	95	3450	94	1	25-140/24
75-00-3	Chloroethane	ND	3670	3160	86	3020	82	5	15-143/26
67-66-3	Chloroform	ND	3670	3610	98	3500	95	3	42-134/21
74-87-3	Chloromethane	ND	3670	3780	103	3620	99	4	33-134/25
95-49-8	o-Chlorotoluene	ND	3670	3390	92	3410	93	1	13-146/29
106-43-4	p-Chlorotoluene	ND	3670	3460	94	3460	94	0	10-143/27
108-20-3	Di-Isopropyl ether	ND	3670	3800	103	3710	101	2	39-133/20
96-12-8	1,2-Dibromo-3-chloropropane	ND	3670	3640	99	3640	99	0	15-154/28
124-48-1	Dibromochloromethane	ND	3670	3650	99	3650	99	0	28-150/22
106-93-4	1,2-Dibromoethane	ND	3670	3680	100	3660	100	1	34-141/21
95-50-1	1,2-Dichlorobenzene	ND	3670	3490	95	3490	95	0	10-147/28
541-73-1	1,3-Dichlorobenzene	ND	3670	3430	93	3410	93	1	10-148/28
106-46-7	1,4-Dichlorobenzene	ND	3670	3360	91	3350	91	0	10-144/28
75-71-8	Dichlorodifluoromethane	ND	3670	3480	95	3400	93	2	18-162/26
75-34-3	1,1-Dichloroethane	ND	3670	3700	101	3620	99	2	44-131/21
107-06-2	1,2-Dichloroethane	ND	3670	3650	99	3580	97	2	39-144/20
75-35-4	1,1-Dichloroethene	ND	3670	3740	102	3640	99	3	37-135/23
156-59-2	cis-1,2-Dichloroethene	ND	3670	3570	97	3460	94	3	38-134/21
156-60-5	trans-1,2-Dichloroethene	ND	3670	3750	102	3650	99	3	35-133/23
78-87-5	1,2-Dichloropropane	ND	3670	3730	102	3700	101	1	41-132/20
142-28-9	1,3-Dichloropropane	ND	3670	3490	95	3470	94	1	38-135/20
594-20-7	2,2-Dichloropropane	ND	3670	3550	97	3440	94	3	29-141/23
563-58-6	1,1-Dichloropropene	ND	3670	3810	104	3690	100	3	30-141/24
10061-01-5	cis-1,3-Dichloropropene	ND	3670	3650	99	3680	100	1	31-141/23

9.4.10  
9

# Matrix Spike/Matrix Spike Duplicate Summary

**Job Number:** C17043

**Account:** ALNCA Accutest Northern California, Inc.

**Project:** IRISECAO: Romic Soil Investigation(Romic EPA) - 2081 Bay Road,East Palo Alto,CA

Sample	File ID	DF	Analyzed	By	Prep Date	Prep Batch	Analytical Batch
JA81654-4MS	E180765.D	1	08/01/11	OTR	n/a	n/a	VE7962
JA81654-4MSD	E180766.D	1	08/01/11	OTR	n/a	n/a	VE7962
JA81654-4	E180767.D	1	08/01/11	OTR	n/a	n/a	VE7962

The QC reported here applies to the following samples:

Method: SW846 8260B

C17043-26, C17043-30, C17043-31, C17043-32, C17043-33

CAS No.	Compound	JA81654-4 ug/kg	Spike Q ug/kg	MS ug/kg	MS %	MSD ug/kg	MSD %	RPD	Limits Rec/RPD
10061-02-6	trans-1,3-Dichloropropene	ND	3670	3710	101	3700	101	0	29-146/24
100-41-4	Ethylbenzene	1260	3670	4640	92	4570	90	2	20-144/25
87-68-3	Hexachlorobutadiene	ND	3670	3870	105	3880	106	0	10-176/36
591-78-6	2-Hexanone	ND	3670	3630	99	3550	97	2	15-172/30
98-82-8	Isopropylbenzene	178	3670	3650	95	3650	95	0	14-146/27
99-87-6	p-Isopropyltoluene	61.8	3670	3720	100	3690	99	1	10-154/30
1634-04-4	Methyl Tert Butyl Ether	990	3670	4330	91	4260	89	2	43-131/20
108-10-1	4-Methyl-2-pentanone(MIBK)	ND	3670	3650	99	3580	97	2	36-145/26
74-95-3	Methylene bromide	ND	3670	3730	102	3690	100	1	42-138/21
75-09-2	Methylene chloride	ND	3670	3430	93	3330	91	3	41-128/20
91-20-3	Naphthalene	421	3670	3390	81	3440	82	1	10-157/34
103-65-1	n-Propylbenzene	510	3670	3980	94	3930	93	1	10-147/29
100-42-5	Styrene	ND	3670	3680	100	3630	99	1	13-154/25
75-65-0	Tert Butyl Alcohol	ND	18400	17800	97	17800	97	0	41-146/26
994-05-8	tert-Amyl Methyl Ether	ND	3670	3650	99	3570	97	2	41-131/20
637-92-3	tert-Butyl Ethyl Ether	ND	3670	3750	102	3660	100	2	41-134/20
630-20-6	1,1,1,2-Tetrachloroethane	ND	3670	3580	97	3550	97	1	28-148/22
79-34-5	1,1,2,2-Tetrachloroethane	ND	3670	3340	91	3310	90	1	30-134/26
127-18-4	Tetrachloroethene	ND	3670	3560	97	3520	96	1	18-163/26
108-88-3	Toluene	2740	3670	6150	93	6100	91	1	29-138/23
87-61-6	1,2,3-Trichlorobenzene	ND	3670	3170	86	3260	89	3	10-158/36
120-82-1	1,2,4-Trichlorobenzene	ND	3670	3200	87	3210	87	0	10-163/35
71-55-6	1,1,1-Trichloroethane	ND	3670	3940	107	3840	105	3	35-145/23
79-00-5	1,1,2-Trichloroethane	ND	3670	3740	102	3730	102	0	37-140/22
79-01-6	Trichloroethene	ND	3670	3880	106	3830	104	1	28-151/23
75-69-4	Trichlorofluoromethane	ND	3670	3530	96	3400	93	4	29-154/25
96-18-4	1,2,3-Trichloropropane	ND	3670	3490	95	3500	95	0	35-141/24
95-63-6	1,2,4-Trimethylbenzene	2470	3670	5660	87	5650	87	0	10-151/31
108-67-8	1,3,5-Trimethylbenzene	737	3670	4090	91	4100	92	0	10-146/28
75-01-4	Vinyl chloride	ND	3670	3650	99	3540	96	3	33-143/24
1330-20-7	Xylene (total)	5790	11000	15900	92	15600	89	2	18-145/25

CAS No.	Surrogate Recoveries	MS	MSD	JA81654-4	Limits
1868-53-7	Dibromofluoromethane	93%	91%	90%	67-131%

9.4.10 9

# Matrix Spike/Matrix Spike Duplicate Summary

**Job Number:** C17043  
**Account:** ALNCA Accutest Northern California, Inc.  
**Project:** IRISECAO: Romic Soil Investigation(Romic EPA) - 2081 Bay Road,East Palo Alto,CA

Sample	File ID	DF	Analyzed	By	Prep Date	Prep Batch	Analytical Batch
JA81654-4MS	E180765.D	1	08/01/11	OTR	n/a	n/a	VE7962
JA81654-4MSD	E180766.D	1	08/01/11	OTR	n/a	n/a	VE7962
JA81654-4	E180767.D	1	08/01/11	OTR	n/a	n/a	VE7962

**The QC reported here applies to the following samples:** **Method:** SW846 8260B

C17043-26, C17043-30, C17043-31, C17043-32, C17043-33

CAS No.	Surrogate Recoveries	MS	MSD	JA81654-4	Limits
17060-07-0	1,2-Dichloroethane-D4	91%	90%	93%	66-130%
2037-26-5	Toluene-D8	93%	93%	93%	76-125%
460-00-4	4-Bromofluorobenzene	85%	86%	88%	53-142%

(a) Outside control limits due to matrix interference.

9.4.10  
9



# Duplicate Summary

**Job Number:** C17043

**Account:** ALNCA Accutest Northern California, Inc.

**Project:** IRISECAO: Romic Soil Investigation(Romic EPA) - 2081 Bay Road,East Palo Alto,CA

Sample	File ID	DF	Analyzed	By	Prep Date	Prep Batch	Analytical Batch
JA81758-15DUP	V117847.D	1	07/30/11	AVM	n/a	n/a	VV5020
JA81758-15	V117846.D	1	07/30/11	AVM	n/a	n/a	VV5020

The QC reported here applies to the following samples:

Method: SW846 8260B

C17043-2, C17043-4, C17043-5, C17043-12, C17043-13

CAS No.	Compound	JA81758-15 DUP		Q	RPD	Limits
		ug/kg	ug/kg			
67-64-1	Acetone	47.4	49.2	4		34
71-43-2	Benzene	ND	ND	nc		14
108-86-1	Bromobenzene	ND	ND	nc		10
74-97-5	Bromochloromethane	ND	ND	nc		10
75-27-4	Bromodichloromethane	ND	ND	nc		10
75-25-2	Bromoform	ND	ND	nc		10
74-83-9	Bromomethane	ND	ND	nc		10
78-93-3	2-Butanone (MEK)	ND	ND	nc		10
104-51-8	n-Butylbenzene	ND	ND	nc		10
135-98-8	sec-Butylbenzene	ND	ND	nc		10
98-06-6	tert-Butylbenzene	ND	ND	nc		10
56-23-5	Carbon tetrachloride	ND	ND	nc		10
108-90-7	Chlorobenzene	ND	ND	nc		10
75-00-3	Chloroethane	ND	ND	nc		10
67-66-3	Chloroform	ND	ND	nc		10
74-87-3	Chloromethane	ND	ND	nc		10
95-49-8	o-Chlorotoluene	ND	ND	nc		10
106-43-4	p-Chlorotoluene	ND	ND	nc		10
108-20-3	Di-Isopropyl ether	ND	ND	nc		10
96-12-8	1,2-Dibromo-3-chloropropane	ND	ND	nc		10
124-48-1	Dibromochloromethane	ND	ND	nc		10
106-93-4	1,2-Dibromoethane	ND	ND	nc		10
95-50-1	1,2-Dichlorobenzene	ND	ND	nc		10
541-73-1	1,3-Dichlorobenzene	ND	ND	nc		10
106-46-7	1,4-Dichlorobenzene	ND	ND	nc		10
75-71-8	Dichlorodifluoromethane	ND	ND	nc		10
75-34-3	1,1-Dichloroethane	ND	ND	nc		10
107-06-2	1,2-Dichloroethane	ND	ND	nc		10
75-35-4	1,1-Dichloroethene	ND	ND	nc		10
156-59-2	cis-1,2-Dichloroethene	ND	ND	nc		18
156-60-5	trans-1,2-Dichloroethene	ND	ND	nc		10
78-87-5	1,2-Dichloropropane	ND	ND	nc		10
142-28-9	1,3-Dichloropropane	ND	ND	nc		10
594-20-7	2,2-Dichloropropane	ND	ND	nc		10
563-58-6	1,1-Dichloropropene	ND	ND	nc		10
10061-01-5	cis-1,3-Dichloropropene	ND	ND	nc		10

# Duplicate Summary

**Job Number:** C17043

**Account:** ALNCA Accutest Northern California, Inc.

**Project:** IRISECAO: Romic Soil Investigation(Romic EPA) - 2081 Bay Road,East Palo Alto,CA

Sample	File ID	DF	Analyzed	By	Prep Date	Prep Batch	Analytical Batch
JA81758-15DUP	V117847.D	1	07/30/11	AVM	n/a	n/a	VV5020
JA81758-15	V117846.D	1	07/30/11	AVM	n/a	n/a	VV5020

The QC reported here applies to the following samples:

Method: SW846 8260B

C17043-2, C17043-4, C17043-5, C17043-12, C17043-13

CAS No.	Compound	JA81758-15 ug/kg	DUP Q ug/kg	RPD	Limits
10061-02-6	trans-1,3-Dichloropropene	ND	ND	nc	10
100-41-4	Ethylbenzene	ND	ND	nc	12
87-68-3	Hexachlorobutadiene	ND	ND	nc	10
591-78-6	2-Hexanone	ND	ND	nc	10
98-82-8	Isopropylbenzene	ND	ND	nc	10
99-87-6	p-Isopropyltoluene	ND	ND	nc	10
1634-04-4	Methyl Tert Butyl Ether	ND	ND	nc	14
108-10-1	4-Methyl-2-pentanone(MIBK)	ND	ND	nc	10
74-95-3	Methylene bromide	ND	ND	nc	10
75-09-2	Methylene chloride	ND	ND	nc	17
91-20-3	Naphthalene	ND	ND	nc	10
103-65-1	n-Propylbenzene	ND	ND	nc	10
100-42-5	Styrene	ND	ND	nc	10
75-65-0	Tert Butyl Alcohol	ND	ND	nc	10
994-05-8	tert-Amyl Methyl Ether	ND	ND	nc	10
637-92-3	tert-Butyl Ethyl Ether	ND	ND	nc	10
630-20-6	1,1,1,2-Tetrachloroethane	ND	ND	nc	10
79-34-5	1,1,2,2-Tetrachloroethane	ND	ND	nc	10
127-18-4	Tetrachloroethene	ND	ND	nc	20
108-88-3	Toluene	ND	ND	nc	18
87-61-6	1,2,3-Trichlorobenzene	ND	ND	nc	10
120-82-1	1,2,4-Trichlorobenzene	ND	ND	nc	10
71-55-6	1,1,1-Trichloroethane	ND	ND	nc	10
79-00-5	1,1,2-Trichloroethane	ND	ND	nc	10
79-01-6	Trichloroethene	ND	ND	nc	15
75-69-4	Trichlorofluoromethane	ND	ND	nc	10
96-18-4	1,2,3-Trichloropropane	ND	ND	nc	10
95-63-6	1,2,4-Trimethylbenzene	ND	ND	nc	10
108-67-8	1,3,5-Trimethylbenzene	ND	ND	nc	10
75-01-4	Vinyl chloride	ND	ND	nc	10
1330-20-7	Xylene (total)	ND	ND	nc	14

CAS No.	Surrogate Recoveries	DUP	JA81758-15	Limits
1868-53-7	Dibromofluoromethane	108%	108%	67-131%

9.5.1  
9

## Duplicate Summary

**Job Number:** C17043  
**Account:** ALNCA Accutest Northern California, Inc.  
**Project:** IRISECAO: Romic Soil Investigation(Romic EPA) - 2081 Bay Road,East Palo Alto,CA

Sample	File ID	DF	Analyzed	By	Prep Date	Prep Batch	Analytical Batch
JA81758-15DUP	V117847.D	1	07/30/11	AVM	n/a	n/a	VV5020
JA81758-15	V117846.D	1	07/30/11	AVM	n/a	n/a	VV5020

The QC reported here applies to the following samples:

Method: SW846 8260B

C17043-2, C17043-4, C17043-5, C17043-12, C17043-13

CAS No.	Surrogate Recoveries	DUP	JA81758-15	Limits
17060-07-0	1,2-Dichloroethane-D4	99%	102%	66-130%
2037-26-5	Toluene-D8	106%	106%	76-125%
460-00-4	4-Bromofluorobenzene	97%	98%	53-142%

Technical Report for

Iris Environmental

Romic Soil Investigation(Romic EPA) - 2081 Bay Road,East Palo Alto,CA  
07-555C

Accutest Job Number: C17064

Sampling Date: 07/19/11

Report to:

Iris Environmental

anna@irisenv.com

ATTN: Anna Behrens

Total number of pages in report: **382**



Test results contained within this data package meet the requirements of the National Environmental Laboratory Accreditation Conference and/or state specific certification programs as applicable.

Kesavalu M. Bagawandoss,  
Ph.D., J.D., Lab Director

Client Service contact: Laurie Glantz-Murphy 408-588-0200

Certifications: CA (08258CA) AZ (AZ0762) DoD/ISO/IEC 17025:2005 (L2242)

This report shall not be reproduced, except in its entirety, without the written approval of Accutest Laboratories.  
Test results relate only to samples analyzed.

# Table of Contents

-1-

<b>Section 1: Sample Summary</b> .....	<b>4</b>
<b>Section 2: Sample Results</b> .....	<b>7</b>
<b>2.1:</b> C17064-1: QR 7,8-FILL .....	8
<b>2.2:</b> C17064-2: QR 7,8-1.0 .....	19
<b>2.3:</b> C17064-3: QR 7,8-3.5 .....	30
<b>2.4:</b> C17064-4: QR 7,8-6.5 .....	33
<b>2.5:</b> C17064-5: PQ 7,8-FILL .....	36
<b>2.6:</b> C17064-6: PQ 7,8-1.0 .....	47
<b>2.7:</b> C17064-7: PQ 7,8-3.5 .....	50
<b>2.8:</b> C17064-8: PQ 7,8-6.5 .....	53
<b>2.9:</b> C17064-9: PQ 8-FILL .....	56
<b>2.10:</b> C17064-10: PQ 8-1.3 .....	67
<b>2.11:</b> C17064-11: PQ 8-3.8 .....	70
<b>2.12:</b> C17064-12: PQ 8-6.8 .....	73
<b>2.13:</b> C17064-13: OP 7,8-FILL .....	76
<b>2.14:</b> C17064-14: OP 7,8-1.3 .....	87
<b>2.15:</b> C17064-15: OP 7,8-3.8 .....	98
<b>2.16:</b> C17064-16: OP 7,8-6.8 .....	101
<b>2.17:</b> C17064-17: PQ 8,9-FILL .....	104
<b>2.18:</b> C17064-18: PQ 8,9-0.5 .....	115
<b>2.19:</b> C17064-19: PQ 8,9-2.9 .....	118
<b>2.20:</b> C17064-20: QR 8,9-FILL .....	121
<b>2.21:</b> C17064-21: QR 8,9-0.9 .....	132
<b>2.22:</b> C17064-22: QR 8,9-3.4 .....	135
<b>2.23:</b> C17064-23: QR 8,9-6.4 .....	138
<b>2.24:</b> C17064-24: 08-FILL .....	141
<b>2.25:</b> C17064-25: 08-1.2 .....	152
<b>2.26:</b> C17064-26: 08-3.7 .....	155
<b>2.27:</b> C17064-27: 08-6.7 .....	158
<b>2.28:</b> C17064-28: N7-0.3 .....	161
<b>2.29:</b> C17064-28A: N7-0.3 .....	173
<b>2.30:</b> C17064-29: N7-2.8 .....	184
<b>2.31:</b> C17064-30: N7-5.8 .....	187
<b>2.32:</b> C17064-31: OP9-0.5 .....	190
<b>2.33:</b> C17064-32: OP9-3.0 .....	201
<b>2.34:</b> C17064-32A: OP9-3.0 .....	204
<b>2.35:</b> C17064-33: OP9-6.0 .....	207
<b>Section 3: Misc. Forms</b> .....	<b>210</b>
<b>3.1:</b> Chain of Custody .....	211
<b>Section 4: GC/MS Semi-volatiles - QC Data Summaries</b> .....	<b>216</b>
<b>4.1:</b> Method Blank Summary .....	217
<b>4.2:</b> Blank Spike/Blank Spike Duplicate Summary .....	223

# Table of Contents

-2-

<b>4.3:</b> Matrix Spike/Matrix Spike Duplicate Summary .....	229
<b>Section 5: GC Volatiles - QC Data Summaries .....</b>	<b>235</b>
<b>5.1:</b> Method Blank Summary .....	236
<b>5.2:</b> Blank Spike/Blank Spike Duplicate Summary .....	237
<b>5.3:</b> Matrix Spike/Matrix Spike Duplicate Summary .....	238
<b>Section 6: GC Semi-volatiles - QC Data Summaries .....</b>	<b>239</b>
<b>6.1:</b> Method Blank Summary .....	240
<b>6.2:</b> Blank Spike/Blank Spike Duplicate Summary .....	244
<b>6.3:</b> Matrix Spike/Matrix Spike Duplicate Summary .....	249
<b>Section 7: Metals Analysis - QC Data Summaries .....</b>	<b>253</b>
<b>7.1:</b> Prep QC MP3746: Sb,As,Ba,Be,Cd,Cr,Co,Cu,Pb,Mo,Ni,Se,Ag,Tl,V,Zn .....	254
<b>7.2:</b> Prep QC MP3750: Sb,As,Ba,Be,Cd,Cr,Co,Cu,Pb,Mo,Ni,Se,Ag,Tl,V,Zn .....	259
<b>7.3:</b> Prep QC MP3751: Hg .....	264
<b>7.4:</b> Prep QC MP3761: Hg .....	268
<b>7.5:</b> Prep QC MP3769: Zn .....	272
<b>Section 8: GC/MS Volatiles - QC Data (Accutest Laboratories Southeast, Inc.) .....</b>	<b>277</b>
<b>8.1:</b> Method Blank Summary .....	278
<b>8.2:</b> Blank Spike Summary .....	314
<b>8.3:</b> Matrix Spike/Matrix Spike Duplicate Summary .....	350

1

2

3

4

5

6

7

8



## Sample Summary

Iris Environmental

**Job No:** C17064

Romic Soil Investigation(Romic EPA) - 2081 Bay Road, East Palo Alto, CA  
 Project No: 07-555C

Sample Number	Collected		Received	Matrix		Client Sample ID
	Date	Time By		Code	Type	
C17064-1	07/19/11	08:45 SM	07/20/11	SO	Soil	QR 7,8-FILL
C17064-2	07/19/11	09:10 SM	07/20/11	SO	Soil	QR 7,8-1.0
C17064-3	07/19/11	09:15 SM	07/20/11	SO	Soil	QR 7,8-3.5
C17064-4	07/19/11	09:20 SM	07/20/11	SO	Soil	QR 7,8-6.5
C17064-5	07/19/11	09:40 SM	07/20/11	SO	Soil	PQ 7,8-FILL
C17064-6	07/19/11	09:45 SM	07/20/11	SO	Soil	PQ 7,8-1.0
C17064-7	07/19/11	09:50 SM	07/20/11	SO	Soil	PQ 7,8-3.5
C17064-8	07/19/11	09:55 SM	07/20/11	SO	Soil	PQ 7,8-6.5
C17064-9	07/19/11	10:35 SM	07/20/11	SO	Soil	PQ 8-FILL
C17064-10	07/19/11	10:40 SM	07/20/11	SO	Soil	PQ 8-1.3
C17064-11	07/19/11	10:45 SM	07/20/11	SO	Soil	PQ 8-3.8
C17064-12	07/19/11	10:50 SM	07/20/11	SO	Soil	PQ 8-6.8
C17064-13	07/19/11	11:10 SM	07/20/11	SO	Soil	OP 7,8-FILL

---

Soil samples reported on a dry weight basis unless otherwise indicated on result page.

**Sample Summary**

(continued)

Iris Environmental

**Job No:** C17064

Romic Soil Investigation(Romic EPA) - 2081 Bay Road,East Palo Alto,CA

Project No: 07-555C

Sample Number	Collected		Received	Matrix		Client Sample ID
	Date	Time By		Code	Type	
C17064-14	07/19/11	11:15 SM	07/20/11	SO	Soil	OP 7,8-1.3
C17064-15	07/19/11	11:20 SM	07/20/11	SO	Soil	OP 7,8-3.8
C17064-16	07/19/11	11:25 SM	07/20/11	SO	Soil	OP 7,8-6.8
C17064-17	07/19/11	12:00 SM	07/20/11	SO	Soil	PQ 8,9-FILL
C17064-18	07/19/11	12:10 SM	07/20/11	SO	Soil	PQ 8,9-0.5
C17064-19	07/19/11	12:15 SM	07/20/11	SO	Soil	PQ 8,9-2.9
C17064-20	07/19/11	13:55 SM	07/20/11	SO	Soil	QR 8,9-FILL
C17064-21	07/19/11	14:00 SM	07/20/11	SO	Soil	QR 8,9-0.9
C17064-22	07/19/11	14:05 SM	07/20/11	SO	Soil	QR 8,9-3.4
C17064-23	07/19/11	14:10 SM	07/20/11	SO	Soil	QR 8,9-6.4
C17064-24	07/19/11	14:45 SM	07/20/11	SO	Soil	08-FILL
C17064-25	07/19/11	14:50 SM	07/20/11	SO	Soil	08-1.2
C17064-26	07/19/11	14:55 SM	07/20/11	SO	Soil	08-3.7

---

Soil samples reported on a dry weight basis unless otherwise indicated on result page.



**Sample Summary**

(continued)

Iris Environmental

**Job No:** C17064

Romic Soil Investigation(Romic EPA) - 2081 Bay Road,East Palo Alto,CA

Project No: 07-555C

Sample Number	Collected		Received	Matrix		Client Sample ID
	Date	Time By		Code	Type	
C17064-27	07/19/11	15:00 SM	07/20/11	SO	Soil	08-6.7
C17064-28	07/19/11	15:40 SM	07/20/11	SO	Soil	N7-0.3
C17064-28A	07/19/11	15:40 SM	07/20/11	SO	Soil	N7-0.3
C17064-29	07/19/11	15:45 SM	07/20/11	SO	Soil	N7-2.8
C17064-30	07/19/11	15:50 SM	07/20/11	SO	Soil	N7-5.8
C17064-31	07/19/11	16:45 SM	07/20/11	SO	Soil	OP9-0.5
C17064-32	07/19/11	16:50 SM	07/20/11	SO	Soil	OP9-3.0
C17064-32A	07/19/11	16:50 SM	07/20/11	SO	Soil	OP9-3.0
C17064-33	07/19/11	16:55 SM	07/20/11	SO	Soil	OP9-6.0

---

Soil samples reported on a dry weight basis unless otherwise indicated on result page.

Sample Results

---

Report of Analysis

---

## Report of Analysis

<b>Client Sample ID:</b>	QR 7,8-FILL	<b>Date Sampled:</b>	07/19/11
<b>Lab Sample ID:</b>	C17064-1	<b>Date Received:</b>	07/20/11
<b>Matrix:</b>	SO - Soil	<b>Percent Solids:</b>	n/a <sup>a</sup>
<b>Method:</b>	SW846 8260B	<b>Project:</b> Romic Soil Investigation(Romic EPA) - 2081 Bay Road,East Palo Alto,CA	

Run #	File ID	DF	Analyzed	By	Prep Date	Prep Batch	Analytical Batch
Run #1 <sup>b</sup>	F051094.D	1	07/29/11	AFL	n/a	n/a	F:VF1546
Run #2 <sup>c</sup>	F051110.D	1	07/30/11	AFL	n/a	n/a	F:VF1547

Run #	Initial Weight	Final Volume	Methanol Aliquot
Run #1	6.94 g		
Run #2	6.13 g	5.0 ml	100 ul

## VOA 8260 List

CAS No.	Compound	Result	RL	MDL	Units	Q
67-64-1	Acetone <sup>d</sup>	ND	36	14	ug/kg	
71-43-2	Benzene	1.3	3.6	1.1	ug/kg	J
108-86-1	Bromobenzene	ND	3.6	1.0	ug/kg	
74-97-5	Bromochloromethane	ND	3.6	1.0	ug/kg	
75-27-4	Bromodichloromethane	ND	3.6	0.79	ug/kg	
75-25-2	Bromoform	ND	3.6	1.1	ug/kg	
104-51-8	n-Butylbenzene	ND	3.6	0.94	ug/kg	
135-98-8	sec-Butylbenzene	ND	3.6	1.2	ug/kg	
98-06-6	tert-Butylbenzene	ND	3.6	0.86	ug/kg	
108-90-7	Chlorobenzene	ND	3.6	0.72	ug/kg	
75-00-3	Chloroethane	ND	3.6	1.4	ug/kg	
67-66-3	Chloroform	ND	3.6	0.86	ug/kg	
95-49-8	o-Chlorotoluene	ND	3.6	0.86	ug/kg	
106-43-4	p-Chlorotoluene	ND	3.6	0.86	ug/kg	
56-23-5	Carbon tetrachloride	ND	3.6	1.3	ug/kg	
75-34-3	1,1-Dichloroethane	22.4	3.6	0.79	ug/kg	
75-35-4	1,1-Dichloroethylene	7.3	3.6	1.0	ug/kg	
563-58-6	1,1-Dichloropropene	ND	3.6	0.94	ug/kg	
96-12-8	1,2-Dibromo-3-chloropropane	ND	3.6	1.7	ug/kg	
106-93-4	1,2-Dibromoethane	ND	3.6	0.72	ug/kg	
107-06-2	1,2-Dichloroethane	1.0	3.6	0.72	ug/kg	J
78-87-5	1,2-Dichloropropane	ND	3.6	0.86	ug/kg	
142-28-9	1,3-Dichloropropane	ND	3.6	0.72	ug/kg	
108-20-3	Di-Isopropyl ether	ND	3.6	0.72	ug/kg	
594-20-7	2,2-Dichloropropane	ND	3.6	1.0	ug/kg	
124-48-1	Dibromochloromethane	ND	3.6	0.72	ug/kg	
75-71-8	Dichlorodifluoromethane <sup>e</sup>	ND	3.6	1.1	ug/kg	
156-59-2	cis-1,2-Dichloroethylene	68.6	3.6	1.1	ug/kg	
10061-01-5	cis-1,3-Dichloropropene	ND	3.6	0.72	ug/kg	
541-73-1	m-Dichlorobenzene	ND	3.6	0.86	ug/kg	
95-50-1	o-Dichlorobenzene	ND	3.6	0.79	ug/kg	
106-46-7	p-Dichlorobenzene	ND	3.6	0.79	ug/kg	

ND = Not detected MDL - Method Detection Limit

RL = Reporting Limit

E = Indicates value exceeds calibration range

J = Indicates an estimated value

B = Indicates analyte found in associated method blank

N = Indicates presumptive evidence of a compound

## Report of Analysis

<b>Client Sample ID:</b>	QR 7,8-FILL	<b>Date Sampled:</b>	07/19/11
<b>Lab Sample ID:</b>	C17064-1	<b>Date Received:</b>	07/20/11
<b>Matrix:</b>	SO - Soil	<b>Percent Solids:</b>	n/a <sup>a</sup>
<b>Method:</b>	SW846 8260B	<b>Project:</b> Romic Soil Investigation(Romic EPA) - 2081 Bay Road,East Palo Alto,CA	

## VOA 8260 List

CAS No.	Compound	Result	RL	MDL	Units	Q
156-60-5	trans-1,2-Dichloroethylene	ND	3.6	1.1	ug/kg	
10061-02-6	trans-1,3-Dichloropropene	ND	3.6	0.79	ug/kg	
100-41-4	Ethylbenzene	ND	3.6	0.72	ug/kg	
637-92-3	Ethyl tert-Butyl Ether	ND	3.6	0.94	ug/kg	
591-78-6	2-Hexanone	ND	18	3.9	ug/kg	
87-68-3	Hexachlorobutadiene	ND	3.6	1.4	ug/kg	
98-82-8	Isopropylbenzene	ND	3.6	0.79	ug/kg	
99-87-6	p-Isopropyltoluene	ND	3.6	0.86	ug/kg	
108-10-1	4-Methyl-2-pentanone	ND	18	4.0	ug/kg	
74-83-9	Methyl bromide	ND	3.6	1.4	ug/kg	
74-87-3	Methyl chloride	ND	3.6	1.4	ug/kg	
74-95-3	Methylene bromide	ND	3.6	1.1	ug/kg	
75-09-2	Methylene chloride	ND	7.2	3.3	ug/kg	
78-93-3	Methyl ethyl ketone	ND	18	4.4	ug/kg	
1634-04-4	Methyl Tert Butyl Ether	ND	3.6	1.4	ug/kg	
91-20-3	Naphthalene	ND	3.6	1.4	ug/kg	
103-65-1	n-Propylbenzene	ND	3.6	1.0	ug/kg	
100-42-5	Styrene	ND	3.6	1.9	ug/kg	
994-05-8	Tert-Amyl Methyl Ether	ND	3.6	0.94	ug/kg	
75-65-0	Tert Butyl Alcohol	ND	36	14	ug/kg	
630-20-6	1,1,1,2-Tetrachloroethane	ND	3.6	0.72	ug/kg	
71-55-6	1,1,1-Trichloroethane	100	3.6	0.79	ug/kg	
79-34-5	1,1,2,2-Tetrachloroethane	ND	3.6	0.86	ug/kg	
79-00-5	1,1,2-Trichloroethane	4.9	3.6	0.79	ug/kg	
87-61-6	1,2,3-Trichlorobenzene	ND	3.6	0.72	ug/kg	
96-18-4	1,2,3-Trichloropropane	ND	3.6	1.2	ug/kg	
120-82-1	1,2,4-Trichlorobenzene	ND	3.6	0.86	ug/kg	
95-63-6	1,2,4-Trimethylbenzene	ND	3.6	0.79	ug/kg	
108-67-8	1,3,5-Trimethylbenzene	ND	3.6	0.94	ug/kg	
127-18-4	Tetrachloroethylene	64.5	3.6	0.72	ug/kg	
108-88-3	Toluene	1.3	3.6	0.86	ug/kg	J
79-01-6	Trichloroethylene	1020 <sup>f</sup>	200	49	ug/kg	
75-69-4	Trichlorofluoromethane	ND	3.6	1.4	ug/kg	
75-01-4	Vinyl chloride	2.3	3.6	1.1	ug/kg	J
1330-20-7	Xylene (total)	ND	11	2.3	ug/kg	

CAS No.	Surrogate Recoveries	Run# 1	Run# 2	Limits
1868-53-7	Dibromofluoromethane	104%	99%	80-121%
2037-26-5	Toluene-D8	102%	97%	71-130%

ND = Not detected MDL - Method Detection Limit

RL = Reporting Limit

E = Indicates value exceeds calibration range

J = Indicates an estimated value

B = Indicates analyte found in associated method blank

N = Indicates presumptive evidence of a compound

## Report of Analysis

<b>Client Sample ID:</b>	QR 7,8-FILL	<b>Date Sampled:</b>	07/19/11
<b>Lab Sample ID:</b>	C17064-1	<b>Date Received:</b>	07/20/11
<b>Matrix:</b>	SO - Soil	<b>Percent Solids:</b>	n/a <sup>a</sup>
<b>Method:</b>	SW846 8260B	<b>Project:</b> Romic Soil Investigation(Romic EPA) - 2081 Bay Road, East Palo Alto, CA	

### VOA 8260 List

CAS No.	Surrogate Recoveries	Run# 1	Run# 2	Limits
460-00-4	4-Bromofluorobenzene	106%	101%	59-148%
17060-07-0	1,2-Dichloroethane-D4	105%	101%	77-123%

- (a) All results reported on wet weight basis.
- (b) Soil vials were not received within 48 hours of sampling; results are considered minimum values. Analysis performed at Accutest Laboratories, Orlando FL.
- (c) Pre-weighed vials were altered in the field; sample weights are estimated. Analysis performed at Accutest Laboratories, Orlando FL.
- (d) ICV and associated BS recovery outside control limits.
- (e) Associated BS recovery outside control limits.
- (f) Result is from Run# 2

ND = Not detected      MDL - Method Detection Limit  
 RL = Reporting Limit  
 E = Indicates value exceeds calibration range

J = Indicates an estimated value  
 B = Indicates analyte found in associated method blank  
 N = Indicates presumptive evidence of a compound

## Report of Analysis

<b>Client Sample ID:</b>	QR 7,8-FILL	<b>Date Sampled:</b>	07/19/11
<b>Lab Sample ID:</b>	C17064-1	<b>Date Received:</b>	07/20/11
<b>Matrix:</b>	SO - Soil	<b>Percent Solids:</b>	n/a <sup>a</sup>
<b>Method:</b>	SW846 8270C SW846 3550B	<b>Project:</b> Romic Soil Investigation(Romic EPA) - 2081 Bay Road, East Palo Alto, CA	

Run #1	File ID	DF	Analyzed	By	Prep Date	Prep Batch	Analytical Batch
Run #1	Y9020.D	1	07/25/11	MT	07/23/11	OP4289	EY430
Run #2							

Run #1	Initial Weight	Final Volume
Run #1	10.3 g	1.0 ml
Run #2		

## ABN Full List

CAS No.	Compound	Result	RL	MDL	Units	Q
65-85-0	Benzoic acid	ND	970	860	ug/kg	
95-57-8	2-Chlorophenol	ND	970	660	ug/kg	
59-50-7	4-Chloro-3-methyl phenol	ND	490	410	ug/kg	
120-83-2	2,4-Dichlorophenol	ND	490	140	ug/kg	
105-67-9	2,4-Dimethylphenol	ND	490	150	ug/kg	
51-28-5	2,4-Dinitrophenol	ND	2400	830	ug/kg	
534-52-1	4,6-Dinitro-o-cresol	ND	1900	1000	ug/kg	
95-48-7	2-Methylphenol	ND	490	170	ug/kg	
	3&4-Methylphenol	ND	490	150	ug/kg	
88-75-5	2-Nitrophenol	ND	490	130	ug/kg	
100-02-7	4-Nitrophenol	ND	1900	1200	ug/kg	
87-86-5	Pentachlorophenol	ND	490	410	ug/kg	
108-95-2	Phenol	ND	1900	1300	ug/kg	
95-95-4	2,4,5-Trichlorophenol	ND	490	120	ug/kg	
88-06-2	2,4,6-Trichlorophenol	ND	490	160	ug/kg	
83-32-9	Acenaphthene	ND	970	490	ug/kg	
208-96-8	Acenaphthylene	ND	490	190	ug/kg	
62-53-3	Aniline	ND	490	140	ug/kg	
120-12-7	Anthracene	ND	490	97	ug/kg	
103-33-3	Azobenzene	ND	490	170	ug/kg	
92-87-5	Benzidine	ND	2400	710	ug/kg	
56-55-3	Benzo(a)anthracene	ND	490	68	ug/kg	
50-32-8	Benzo(a)pyrene	ND	490	87	ug/kg	
205-99-2	Benzo(b)fluoranthene	ND	490	58	ug/kg	
191-24-2	Benzo(g,h,i)perylene	ND	490	150	ug/kg	
207-08-9	Benzo(k)fluoranthene	ND	490	120	ug/kg	
101-55-3	4-Bromophenyl phenyl ether	ND	490	150	ug/kg	
85-68-7	Butyl benzyl phthalate	ND	490	110	ug/kg	
100-51-6	Benzyl Alcohol	ND	970	160	ug/kg	
91-58-7	2-Chloronaphthalene	ND	490	170	ug/kg	
106-47-8	4-Chloroaniline	ND	490	140	ug/kg	
86-74-8	Carbazole	ND	490	78	ug/kg	

ND = Not detected MDL - Method Detection Limit

RL = Reporting Limit

E = Indicates value exceeds calibration range

J = Indicates an estimated value

B = Indicates analyte found in associated method blank

N = Indicates presumptive evidence of a compound

## Report of Analysis

<b>Client Sample ID:</b>	QR 7,8-FILL	<b>Date Sampled:</b>	07/19/11
<b>Lab Sample ID:</b>	C17064-1	<b>Date Received:</b>	07/20/11
<b>Matrix:</b>	SO - Soil	<b>Percent Solids:</b>	n/a <sup>a</sup>
<b>Method:</b>	SW846 8270C SW846 3550B		
<b>Project:</b>	Romic Soil Investigation(Romic EPA) - 2081 Bay Road,East Palo Alto,CA		

## ABN Full List

CAS No.	Compound	Result	RL	MDL	Units	Q
218-01-9	Chrysene	ND	490	97	ug/kg	
111-91-1	bis(2-Chloroethoxy)methane	ND	490	170	ug/kg	
111-44-4	bis(2-Chloroethyl)ether	ND	490	220	ug/kg	
108-60-1	bis(2-Chloroisopropyl)ether	ND	490	260	ug/kg	
7005-72-3	4-Chlorophenyl phenyl ether	ND	490	180	ug/kg	
95-50-1	1,2-Dichlorobenzene	ND	490	160	ug/kg	
541-73-1	1,3-Dichlorobenzene	ND	490	150	ug/kg	
106-46-7	1,4-Dichlorobenzene	ND	490	410	ug/kg	
121-14-2	2,4-Dinitrotoluene	ND	490	450	ug/kg	
606-20-2	2,6-Dinitrotoluene	ND	970	310	ug/kg	
91-94-1	3,3'-Dichlorobenzidine	ND	2400	140	ug/kg	
53-70-3	Dibenzo(a,h)anthracene	ND	490	130	ug/kg	
132-64-9	Dibenzofuran	ND	490	160	ug/kg	
122-39-4	Diphenylamine	ND	490	120	ug/kg	
84-74-2	Di-n-butyl phthalate	ND	490	97	ug/kg	
117-84-0	Di-n-octyl phthalate	ND	490	130	ug/kg	
84-66-2	Diethyl phthalate	ND	490	170	ug/kg	
131-11-3	Dimethyl phthalate	ND	490	170	ug/kg	
117-81-7	bis(2-Ethylhexyl)phthalate	ND	490	210	ug/kg	
206-44-0	Fluoranthene	ND	490	97	ug/kg	
86-73-7	Fluorene	ND	490	170	ug/kg	
118-74-1	Hexachlorobenzene	ND	490	130	ug/kg	
87-68-3	Hexachlorobutadiene	ND	490	180	ug/kg	
77-47-4	Hexachlorocyclopentadiene	ND	490	140	ug/kg	
67-72-1	Hexachloroethane	ND	490	160	ug/kg	
193-39-5	Indeno(1,2,3-cd)pyrene	ND	490	140	ug/kg	
78-59-1	Isophorone	ND	490	170	ug/kg	
90-12-0	1-Methylnaphthalene	ND	490	160	ug/kg	
91-57-6	2-Methylnaphthalene	ND	490	160	ug/kg	
88-74-4	2-Nitroaniline	ND	490	120	ug/kg	
99-09-2	3-Nitroaniline	ND	490	120	ug/kg	
100-01-6	4-Nitroaniline	ND	490	290	ug/kg	
91-20-3	Naphthalene	ND	490	170	ug/kg	
98-95-3	Nitrobenzene	ND	490	160	ug/kg	
62-75-9	N-Nitrosodimethylamine	ND	4900	2100	ug/kg	
621-64-7	N-Nitroso-di-n-propylamine	ND	970	530	ug/kg	
85-01-8	Phenanthrene	ND	490	110	ug/kg	
129-00-0	Pyrene	ND	970	660	ug/kg	
110-86-1	Pyridine	ND	1900	210	ug/kg	
120-82-1	1,2,4-Trichlorobenzene	ND	490	330	ug/kg	

ND = Not detected MDL - Method Detection Limit

RL = Reporting Limit

E = Indicates value exceeds calibration range

J = Indicates an estimated value

B = Indicates analyte found in associated method blank

N = Indicates presumptive evidence of a compound

## Report of Analysis

<b>Client Sample ID:</b>	QR 7,8-FILL	<b>Date Sampled:</b>	07/19/11
<b>Lab Sample ID:</b>	C17064-1	<b>Date Received:</b>	07/20/11
<b>Matrix:</b>	SO - Soil	<b>Percent Solids:</b>	n/a <sup>a</sup>
<b>Method:</b>	SW846 8270C SW846 3550B		
<b>Project:</b>	Romic Soil Investigation(Romic EPA) - 2081 Bay Road,East Palo Alto,CA		

## ABN Full List

CAS No.	Surrogate Recoveries	Run# 1	Run# 2	Limits
367-12-4	2-Fluorophenol	78%		20-100%
4165-62-2	Phenol-d5	79%		20-100%
118-79-6	2,4,6-Tribromophenol	78%		30-100%
4165-60-0	Nitrobenzene-d5	78%		20-100%
321-60-8	2-Fluorobiphenyl	77%		20-106%
1718-51-0	Terphenyl-d14	104%		55-130%

(a) All results reported on wet weight basis.

ND = Not detected      MDL - Method Detection Limit  
 RL = Reporting Limit  
 E = Indicates value exceeds calibration range

J = Indicates an estimated value  
 B = Indicates analyte found in associated method blank  
 N = Indicates presumptive evidence of a compound



## Report of Analysis

Page 1 of 1

<b>Client Sample ID:</b>	QR 7,8-FILL	<b>Date Sampled:</b>	07/19/11
<b>Lab Sample ID:</b>	C17064-1	<b>Date Received:</b>	07/20/11
<b>Matrix:</b>	SO - Soil	<b>Percent Solids:</b>	n/a <sup>a</sup>
<b>Method:</b>	SW846 8015B	<b>Project:</b> Romic Soil Investigation(Romic EPA) - 2081 Bay Road,East Palo Alto,CA	

	File ID	DF	Analyzed	By	Prep Date	Prep Batch	Analytical Batch
Run #1	JK21520.D	1	08/02/11	TT	n/a	n/a	GJK888
Run #2							

	Initial Weight
Run #1	5.13 g
Run #2	

## TPH Volatiles

CAS No.	Compound	Result	RL	MDL	Units	Q
	TPH-GRO (C6-C10)	ND	0.097	0.049	mg/kg	

CAS No.	Surrogate Recoveries	Run# 1	Run# 2	Limits
98-08-8	aaa-Trifluorotoluene	86%		60-157%

(a) All results reported on wet weight basis.

ND = Not detected      MDL - Method Detection Limit  
 RL = Reporting Limit  
 E = Indicates value exceeds calibration range

J = Indicates an estimated value  
 B = Indicates analyte found in associated method blank  
 N = Indicates presumptive evidence of a compound

## Report of Analysis

Page 1 of 1

<b>Client Sample ID:</b>	QR 7,8-FILL	<b>Date Sampled:</b>	07/19/11
<b>Lab Sample ID:</b>	C17064-1	<b>Date Received:</b>	07/20/11
<b>Matrix:</b>	SO - Soil	<b>Percent Solids:</b>	n/a <sup>a</sup>
<b>Method:</b>	SW846 8081A SW846 3545A	<b>Project:</b> Romic Soil Investigation(Romic EPA) - 2081 Bay Road, East Palo Alto, CA	

Run #1	File ID	DF	Analyzed	By	Prep Date	Prep Batch	Analytical Batch
Run #1	OO22803.D	1	07/27/11	RV	07/22/11	OP4280	G00729
Run #2							

Run #1	Initial Weight	Final Volume
Run #1	10.2 g	10.0 ml
Run #2		

## Pesticide PPL List

CAS No.	Compound	Result	RL	MDL	Units	Q
309-00-2	Aldrin	ND	25	9.8	ug/kg	
319-84-6	alpha-BHC	ND	25	11	ug/kg	
319-85-7	beta-BHC	ND	25	3.4	ug/kg	
319-86-8	delta-BHC	ND	25	3.4	ug/kg	
58-89-9	gamma-BHC (Lindane)	ND	25	7.4	ug/kg	
12789-03-6	Chlordane	ND	98	98	ug/kg	
60-57-1	Dieldrin	ND	25	2.9	ug/kg	
72-54-8	4,4' -DDD	ND	25	3.4	ug/kg	
72-55-9	4,4' -DDE	ND	25	2.9	ug/kg	
50-29-3	4,4' -DDT	ND	25	2.9	ug/kg	
72-20-8	Endrin	ND	25	2.9	ug/kg	
7421-93-4	Endrin aldehyde	ND	25	5.9	ug/kg	
959-98-8	Endosulfan-I	ND	25	3.4	ug/kg	
33213-65-9	Endosulfan-II	ND	25	3.4	ug/kg	
1031-07-8	Endosulfan sulfate	ND	25	7.8	ug/kg	
76-44-8	Heptachlor	ND	25	5.9	ug/kg	
1024-57-3	Heptachlor epoxide	ND	25	3.9	ug/kg	
72-43-5	Methoxychlor	ND	25	3.4	ug/kg	
8001-35-2	Toxaphene	ND	98	98	ug/kg	

CAS No.	Surrogate Recoveries	Run# 1	Run# 2	Limits
877-09-8	Tetrachloro-m-xylene	59%		35-132%
877-09-8	Tetrachloro-m-xylene	61%		35-132%
2051-24-3	Decachlorobiphenyl	81%		35-132%
2051-24-3	Decachlorobiphenyl	93%		35-132%

(a) All results reported on wet weight basis.

ND = Not detected MDL - Method Detection Limit

RL = Reporting Limit

E = Indicates value exceeds calibration range

J = Indicates an estimated value

B = Indicates analyte found in associated method blank

N = Indicates presumptive evidence of a compound

## Report of Analysis

<b>Client Sample ID:</b> QR 7,8-FILL	
<b>Lab Sample ID:</b> C17064-1	<b>Date Sampled:</b> 07/19/11
<b>Matrix:</b> SO - Soil	<b>Date Received:</b> 07/20/11
<b>Method:</b> SW846 8082 SW846 3545A	<b>Percent Solids:</b> n/a <sup>a</sup>
<b>Project:</b> Romic Soil Investigation(Romic EPA) - 2081 Bay Road, East Palo Alto, CA	

Run #1	File ID	DF	Analyzed	By	Prep Date	Prep Batch	Analytical Batch
Run #1	PP20308.D	1	07/22/11	RV	07/22/11	OP4281	GPP689
Run #2							

Run #1	Initial Weight	Final Volume
Run #1	10.2 g	10.0 ml
Run #2		

**PCB List**

CAS No.	Compound	Result	RL	MDL	Units	Q
12674-11-2	Aroclor 1016	ND	98	17	ug/kg	
11104-28-2	Aroclor 1221	ND	98	49	ug/kg	
11141-16-5	Aroclor 1232	ND	98	49	ug/kg	
53469-21-9	Aroclor 1242	ND	98	49	ug/kg	
12672-29-6	Aroclor 1248	ND	98	49	ug/kg	
11097-69-1	Aroclor 1254	ND	98	49	ug/kg	
11096-82-5	Aroclor 1260	ND	98	20	ug/kg	

CAS No.	Surrogate Recoveries	Run# 1	Run# 2	Limits
877-09-8	Tetrachloro-m-xylene	60%		45-108%
877-09-8	Tetrachloro-m-xylene	63%		45-108%
2051-24-3	Decachlorobiphenyl	88%		54-121%
2051-24-3	Decachlorobiphenyl	88%		54-121%

(a) All results reported on wet weight basis.

ND = Not detected      MDL - Method Detection Limit  
 RL = Reporting Limit  
 E = Indicates value exceeds calibration range

J = Indicates an estimated value  
 B = Indicates analyte found in associated method blank  
 N = Indicates presumptive evidence of a compound

## Report of Analysis

<b>Client Sample ID:</b>	QR 7,8-FILL	<b>Date Sampled:</b>	07/19/11
<b>Lab Sample ID:</b>	C17064-1	<b>Date Received:</b>	07/20/11
<b>Matrix:</b>	SO - Soil	<b>Percent Solids:</b>	n/a <sup>a</sup>
<b>Method:</b>	SW846 8015B M SW846 3545A		
<b>Project:</b>	Romic Soil Investigation(Romic EPA) - 2081 Bay Road, East Palo Alto, CA		

	File ID	DF	Analyzed	By	Prep Date	Prep Batch	Analytical Batch
Run #1	GG27027.D	1	07/24/11	JH	07/21/11	OP4276	GGG727
Run #2							

	Initial Weight	Final Volume
Run #1	10.0 g	1.0 ml
Run #2		

## TPH Extractable w/ Silica Gel Cleanup

CAS No.	Compound	Result	RL	MDL	Units	Q
	TPH (C10-C28)	ND	10	5.0	mg/kg	
	TPH (> C28-C40)	ND	20	10	mg/kg	

CAS No.	Surrogate Recoveries	Run# 1	Run# 2	Limits
630-01-3	Hexacosane	57%		45-140%

(a) All results reported on wet weight basis.

ND = Not detected      MDL - Method Detection Limit  
 RL = Reporting Limit  
 E = Indicates value exceeds calibration range

J = Indicates an estimated value  
 B = Indicates analyte found in associated method blank  
 N = Indicates presumptive evidence of a compound

## Report of Analysis

<b>Client Sample ID:</b> QR 7,8-FILL	<b>Date Sampled:</b> 07/19/11
<b>Lab Sample ID:</b> C17064-1	<b>Date Received:</b> 07/20/11
<b>Matrix:</b> SO - Soil	<b>Percent Solids:</b> n/a <sup>a</sup>
<b>Project:</b> Romic Soil Investigation(Romic EPA) - 2081 Bay Road,East Palo Alto,CA	

## Metals Analysis

Analyte	Result	RL	Units	DF	Prep	Analyzed By	Method	Prep Method
Antimony	< 1.8	1.8	mg/kg	1	07/21/11	07/23/11 DQ	SW846 6010B <sup>2</sup>	SW846 3050B <sup>5</sup>
Arsenic	< 1.8	1.8	mg/kg	1	07/21/11	07/23/11 DQ	SW846 6010B <sup>2</sup>	SW846 3050B <sup>5</sup>
Barium	20.7	18	mg/kg	1	07/21/11	07/23/11 DQ	SW846 6010B <sup>2</sup>	SW846 3050B <sup>5</sup>
Beryllium	< 0.92	0.92	mg/kg	1	07/21/11	07/23/11 DQ	SW846 6010B <sup>2</sup>	SW846 3050B <sup>5</sup>
Cadmium	< 0.92	0.92	mg/kg	1	07/21/11	07/26/11 RS	SW846 6010B <sup>3</sup>	SW846 3050B <sup>5</sup>
Chromium	4.1	0.92	mg/kg	1	07/21/11	07/23/11 DQ	SW846 6010B <sup>2</sup>	SW846 3050B <sup>5</sup>
Cobalt	< 0.92	0.92	mg/kg	1	07/21/11	07/23/11 DQ	SW846 6010B <sup>2</sup>	SW846 3050B <sup>5</sup>
Copper	< 2.3	2.3	mg/kg	1	07/21/11	07/26/11 RS	SW846 6010B <sup>3</sup>	SW846 3050B <sup>5</sup>
Lead	< 1.8	1.8	mg/kg	1	07/21/11	07/23/11 DQ	SW846 6010B <sup>2</sup>	SW846 3050B <sup>5</sup>
Mercury	< 0.036	0.036	mg/kg	1	07/21/11	07/22/11 RW	SW846 7471A <sup>1</sup>	SW846 7471A <sup>6</sup>
Molybdenum	< 1.8	1.8	mg/kg	1	07/21/11	07/23/11 DQ	SW846 6010B <sup>2</sup>	SW846 3050B <sup>5</sup>
Nickel	2.5	0.92	mg/kg	1	07/21/11	07/23/11 DQ	SW846 6010B <sup>2</sup>	SW846 3050B <sup>5</sup>
Selenium	< 1.8	1.8	mg/kg	1	07/21/11	07/23/11 DQ	SW846 6010B <sup>2</sup>	SW846 3050B <sup>5</sup>
Silver	< 0.92	0.92	mg/kg	1	07/21/11	07/23/11 DQ	SW846 6010B <sup>2</sup>	SW846 3050B <sup>5</sup>
Thallium	< 1.8	1.8	mg/kg	1	07/21/11	07/23/11 DQ	SW846 6010B <sup>2</sup>	SW846 3050B <sup>5</sup>
Vanadium	4.7	0.92	mg/kg	1	07/21/11	07/23/11 DQ	SW846 6010B <sup>2</sup>	SW846 3050B <sup>5</sup>
Zinc	6.6	1.8	mg/kg	1	07/26/11	07/28/11 PH	SW846 6010B <sup>4</sup>	SW846 3050B <sup>7</sup>

- (1) Instrument QC Batch: MA1999
- (2) Instrument QC Batch: MA2000
- (3) Instrument QC Batch: MA2003
- (4) Instrument QC Batch: MA2019
- (5) Prep QC Batch: MP3746
- (6) Prep QC Batch: MP3751
- (7) Prep QC Batch: MP3769

(a) All results reported on wet weight basis.

RL = Reporting Limit

## Report of Analysis

<b>Client Sample ID:</b>	QR 7,8-1.0	<b>Date Sampled:</b>	07/19/11
<b>Lab Sample ID:</b>	C17064-2	<b>Date Received:</b>	07/20/11
<b>Matrix:</b>	SO - Soil	<b>Percent Solids:</b>	n/a <sup>a</sup>
<b>Method:</b>	SW846 8260B	<b>Project:</b> Romic Soil Investigation(Romic EPA) - 2081 Bay Road,East Palo Alto,CA	

Run #	File ID	DF	Analyzed	By	Prep Date	Prep Batch	Analytical Batch
Run #1 <sup>b</sup>	F051095.D	1	07/29/11	AFL	n/a	n/a	F:VF1546
Run #2 <sup>c</sup>	F051111.D	10	07/30/11	AFL	n/a	n/a	F:VF1547

Run #	Initial Weight	Final Volume	Methanol Aliquot
Run #1	5.91 g	5.0 ml	20.0 ul
Run #2	5.91 g	5.0 ml	10.0 ul

## VOA 8260 List

CAS No.	Compound	Result	RL	MDL	Units	Q
67-64-1	Acetone <sup>d</sup>	ND	11000	4200	ug/kg	
71-43-2	Benzene	1200	1100	320	ug/kg	
108-86-1	Bromobenzene	ND	1100	300	ug/kg	
74-97-5	Bromochloromethane	ND	1100	300	ug/kg	
75-27-4	Bromodichloromethane	ND	1100	230	ug/kg	
75-25-2	Bromoform	ND	1100	320	ug/kg	
104-51-8	n-Butylbenzene	1430	1100	270	ug/kg	
135-98-8	sec-Butylbenzene	1030	1100	340	ug/kg	J
98-06-6	tert-Butylbenzene	ND	1100	250	ug/kg	
108-90-7	Chlorobenzene	ND	1100	210	ug/kg	
75-00-3	Chloroethane	ND	1100	420	ug/kg	
67-66-3	Chloroform	476	1100	250	ug/kg	J
95-49-8	o-Chlorotoluene	ND	1100	250	ug/kg	
106-43-4	p-Chlorotoluene	ND	1100	250	ug/kg	
56-23-5	Carbon tetrachloride	ND	1100	380	ug/kg	
75-34-3	1,1-Dichloroethane	3200	1100	230	ug/kg	
75-35-4	1,1-Dichloroethylene	4150	1100	300	ug/kg	
563-58-6	1,1-Dichloropropene	ND	1100	270	ug/kg	
96-12-8	1,2-Dibromo-3-chloropropane	ND	1100	490	ug/kg	
106-93-4	1,2-Dibromoethane	ND	1100	210	ug/kg	
107-06-2	1,2-Dichloroethane	ND	1100	210	ug/kg	
78-87-5	1,2-Dichloropropane	ND	1100	250	ug/kg	
142-28-9	1,3-Dichloropropane	ND	1100	210	ug/kg	
108-20-3	Di-Isopropyl ether	ND	1100	210	ug/kg	
594-20-7	2,2-Dichloropropane	ND	1100	300	ug/kg	
124-48-1	Dibromochloromethane	ND	1100	210	ug/kg	
75-71-8	Dichlorodifluoromethane <sup>e</sup>	ND	1100	320	ug/kg	
156-59-2	cis-1,2-Dichloroethylene	12000	1100	320	ug/kg	
10061-01-5	cis-1,3-Dichloropropene	ND	1100	210	ug/kg	
541-73-1	m-Dichlorobenzene	ND	1100	250	ug/kg	
95-50-1	o-Dichlorobenzene	2310	1100	230	ug/kg	
106-46-7	p-Dichlorobenzene	ND	1100	230	ug/kg	

ND = Not detected MDL - Method Detection Limit

RL = Reporting Limit

E = Indicates value exceeds calibration range

J = Indicates an estimated value

B = Indicates analyte found in associated method blank

N = Indicates presumptive evidence of a compound

## Report of Analysis

<b>Client Sample ID:</b>	QR 7,8-1.0	<b>Date Sampled:</b>	07/19/11
<b>Lab Sample ID:</b>	C17064-2	<b>Date Received:</b>	07/20/11
<b>Matrix:</b>	SO - Soil	<b>Percent Solids:</b>	n/a <sup>a</sup>
<b>Method:</b>	SW846 8260B	<b>Project:</b> Romc Soil Investigation(Romc EPA) - 2081 Bay Road,East Palo Alto,CA	

## VOA 8260 List

CAS No.	Compound	Result	RL	MDL	Units	Q
156-60-5	trans-1,2-Dichloroethylene	ND	1100	320	ug/kg	
10061-02-6	trans-1,3-Dichloropropene	ND	1100	230	ug/kg	
100-41-4	Ethylbenzene	80200 <sup>f</sup>	21000	4200	ug/kg	
637-92-3	Ethyl tert-Butyl Ether	ND	1100	270	ug/kg	
591-78-6	2-Hexanone	ND	5300	1100	ug/kg	
87-68-3	Hexachlorobutadiene	ND	1100	420	ug/kg	
98-82-8	Isopropylbenzene	3560	1100	230	ug/kg	
99-87-6	p-Isopropyltoluene	897	1100	250	ug/kg	J
108-10-1	4-Methyl-2-pentanone	ND	5300	1200	ug/kg	
74-83-9	Methyl bromide	ND	1100	420	ug/kg	
74-87-3	Methyl chloride	ND	1100	420	ug/kg	
74-95-3	Methylene bromide	ND	1100	320	ug/kg	
75-09-2	Methylene chloride	ND	2100	970	ug/kg	
78-93-3	Methyl ethyl ketone	ND	5300	1300	ug/kg	
1634-04-4	Methyl Tert Butyl Ether	ND	1100	420	ug/kg	
91-20-3	Naphthalene	2010	1100	420	ug/kg	
103-65-1	n-Propylbenzene	6210	1100	300	ug/kg	
100-42-5	Styrene	732	1100	550	ug/kg	J
994-05-8	Tert-Amyl Methyl Ether	ND	1100	270	ug/kg	
75-65-0	Tert Butyl Alcohol	ND	11000	4200	ug/kg	
630-20-6	1,1,1,2-Tetrachloroethane	ND	1100	210	ug/kg	
71-55-6	1,1,1-Trichloroethane	377000 <sup>f</sup>	21000	4700	ug/kg	
79-34-5	1,1,2,2-Tetrachloroethane	ND	1100	250	ug/kg	
79-00-5	1,1,2-Trichloroethane	ND	1100	230	ug/kg	
87-61-6	1,2,3-Trichlorobenzene	ND	1100	210	ug/kg	
96-18-4	1,2,3-Trichloropropane	ND	1100	360	ug/kg	
120-82-1	1,2,4-Trichlorobenzene	ND	1100	250	ug/kg	
95-63-6	1,2,4-Trimethylbenzene	36300 <sup>f</sup>	21000	4700	ug/kg	
108-67-8	1,3,5-Trimethylbenzene	14200	1100	270	ug/kg	
127-18-4	Tetrachloroethylene	336000 <sup>f</sup>	21000	4200	ug/kg	
108-88-3	Toluene	229000 <sup>f</sup>	21000	5100	ug/kg	
79-01-6	Trichloroethylene	723000 <sup>f</sup>	21000	5100	ug/kg	
75-69-4	Trichlorofluoromethane	ND	1100	420	ug/kg	
75-01-4	Vinyl chloride	ND	1100	320	ug/kg	
1330-20-7	Xylene (total)	328000 <sup>f</sup>	63000	14000	ug/kg	

CAS No.	Surrogate Recoveries	Run# 1	Run# 2	Limits
1868-53-7	Dibromofluoromethane	99%	101%	80-121%
2037-26-5	Toluene-D8	97%	97%	71-130%

ND = Not detected MDL - Method Detection Limit

RL = Reporting Limit

E = Indicates value exceeds calibration range

J = Indicates an estimated value

B = Indicates analyte found in associated method blank

N = Indicates presumptive evidence of a compound

## Report of Analysis

<b>Client Sample ID:</b> QR 7,8-1.0	
<b>Lab Sample ID:</b> C17064-2	<b>Date Sampled:</b> 07/19/11
<b>Matrix:</b> SO - Soil	<b>Date Received:</b> 07/20/11
<b>Method:</b> SW846 8260B	<b>Percent Solids:</b> n/a <sup>a</sup>
<b>Project:</b> Romc Soil Investigation(Romc EPA) - 2081 Bay Road,East Palo Alto,CA	

### VOA 8260 List

CAS No.	Surrogate Recoveries	Run# 1	Run# 2	Limits
460-00-4	4-Bromofluorobenzene	96%	100%	59-148%
17060-07-0	1,2-Dichloroethane-D4	100%	102%	77-123%

- (a) All results reported on wet weight basis.
- (b) Soil vials were not received within 48 hours of sampling; results are considered minimum values. Analysis performed at Accutest Laboratories, Orlando FL.
- (c) Pre-weighed vials were altered in the field; sample weights are estimated. Analysis performed at Accutest Laboratories, Orlando FL.
- (d) ICV and associated BS recovery outside control limits.
- (e) Associated BS recovery outside control limits.
- (f) Result is from Run# 2

ND = Not detected      MDL - Method Detection Limit  
 RL = Reporting Limit  
 E = Indicates value exceeds calibration range

J = Indicates an estimated value  
 B = Indicates analyte found in associated method blank  
 N = Indicates presumptive evidence of a compound



## Report of Analysis

<b>Client Sample ID:</b>	QR 7,8-1.0	<b>Date Sampled:</b>	07/19/11
<b>Lab Sample ID:</b>	C17064-2	<b>Date Received:</b>	07/20/11
<b>Matrix:</b>	SO - Soil	<b>Percent Solids:</b>	n/a <sup>a</sup>
<b>Method:</b>	SW846 8270C SW846 3550B	<b>Project:</b> Romic Soil Investigation(Romic EPA) - 2081 Bay Road, East Palo Alto, CA	

Run #	File ID	DF	Analyzed	By	Prep Date	Prep Batch	Analytical Batch
Run #1	Y8998.D	1	07/24/11	MT	07/23/11	OP4289	EY429
Run #2							

Run #	Initial Weight	Final Volume
Run #1	10.3 g	1.0 ml
Run #2		

## ABN Full List

CAS No.	Compound	Result	RL	MDL	Units	Q
65-85-0	Benzoic acid	ND	970	860	ug/kg	
95-57-8	2-Chlorophenol	ND	970	660	ug/kg	
59-50-7	4-Chloro-3-methyl phenol	ND	490	410	ug/kg	
120-83-2	2,4-Dichlorophenol	ND	490	140	ug/kg	
105-67-9	2,4-Dimethylphenol	ND	490	150	ug/kg	
51-28-5	2,4-Dinitrophenol	ND	2400	830	ug/kg	
534-52-1	4,6-Dinitro-o-cresol	ND	1900	1000	ug/kg	
95-48-7	2-Methylphenol	ND	490	170	ug/kg	
	3&4-Methylphenol	ND	490	150	ug/kg	
88-75-5	2-Nitrophenol	ND	490	130	ug/kg	
100-02-7	4-Nitrophenol	ND	1900	1200	ug/kg	
87-86-5	Pentachlorophenol	ND	490	410	ug/kg	
108-95-2	Phenol	ND	1900	1300	ug/kg	
95-95-4	2,4,5-Trichlorophenol	ND	490	120	ug/kg	
88-06-2	2,4,6-Trichlorophenol	ND	490	160	ug/kg	
83-32-9	Acenaphthene	ND	970	490	ug/kg	
208-96-8	Acenaphthylene	ND	490	190	ug/kg	
62-53-3	Aniline	ND	490	140	ug/kg	
120-12-7	Anthracene	ND	490	97	ug/kg	
103-33-3	Azobenzene	ND	490	170	ug/kg	
92-87-5	Benzidine	ND	2400	710	ug/kg	
56-55-3	Benzo(a)anthracene	ND	490	68	ug/kg	
50-32-8	Benzo(a)pyrene	ND	490	87	ug/kg	
205-99-2	Benzo(b)fluoranthene	ND	490	58	ug/kg	
191-24-2	Benzo(g,h,i)perylene	ND	490	150	ug/kg	
207-08-9	Benzo(k)fluoranthene	ND	490	120	ug/kg	
101-55-3	4-Bromophenyl phenyl ether	ND	490	150	ug/kg	
85-68-7	Butyl benzyl phthalate	ND	490	110	ug/kg	
100-51-6	Benzyl Alcohol	ND	970	160	ug/kg	
91-58-7	2-Chloronaphthalene	ND	490	170	ug/kg	
106-47-8	4-Chloroaniline	ND	490	140	ug/kg	
86-74-8	Carbazole	ND	490	78	ug/kg	

ND = Not detected MDL - Method Detection Limit

RL = Reporting Limit

E = Indicates value exceeds calibration range

J = Indicates an estimated value

B = Indicates analyte found in associated method blank

N = Indicates presumptive evidence of a compound

## Report of Analysis

<b>Client Sample ID:</b>	QR 7,8-1.0	<b>Date Sampled:</b>	07/19/11
<b>Lab Sample ID:</b>	C17064-2	<b>Date Received:</b>	07/20/11
<b>Matrix:</b>	SO - Soil	<b>Percent Solids:</b>	n/a <sup>a</sup>
<b>Method:</b>	SW846 8270C SW846 3550B	<b>Project:</b> Romic Soil Investigation(Romic EPA) - 2081 Bay Road,East Palo Alto,CA	

## ABN Full List

CAS No.	Compound	Result	RL	MDL	Units	Q
218-01-9	Chrysene	ND	490	97	ug/kg	
111-91-1	bis(2-Chloroethoxy)methane	ND	490	170	ug/kg	
111-44-4	bis(2-Chloroethyl)ether	ND	490	220	ug/kg	
108-60-1	bis(2-Chloroisopropyl)ether	ND	490	260	ug/kg	
7005-72-3	4-Chlorophenyl phenyl ether	ND	490	180	ug/kg	
95-50-1	1,2-Dichlorobenzene	ND	490	160	ug/kg	
541-73-1	1,3-Dichlorobenzene	ND	490	150	ug/kg	
106-46-7	1,4-Dichlorobenzene	ND	490	410	ug/kg	
121-14-2	2,4-Dinitrotoluene	ND	490	450	ug/kg	
606-20-2	2,6-Dinitrotoluene	ND	970	310	ug/kg	
91-94-1	3,3'-Dichlorobenzidine	ND	2400	140	ug/kg	
53-70-3	Dibenzo(a,h)anthracene	ND	490	130	ug/kg	
132-64-9	Dibenzofuran	ND	490	160	ug/kg	
122-39-4	Diphenylamine	ND	490	120	ug/kg	
84-74-2	Di-n-butyl phthalate	ND	490	97	ug/kg	
117-84-0	Di-n-octyl phthalate	432	490	130	ug/kg	J
84-66-2	Diethyl phthalate	ND	490	170	ug/kg	
131-11-3	Dimethyl phthalate	ND	490	170	ug/kg	
117-81-7	bis(2-Ethylhexyl)phthalate	8730	490	210	ug/kg	
206-44-0	Fluoranthene	ND	490	97	ug/kg	
86-73-7	Fluorene	ND	490	170	ug/kg	
118-74-1	Hexachlorobenzene	ND	490	130	ug/kg	
87-68-3	Hexachlorobutadiene	ND	490	180	ug/kg	
77-47-4	Hexachlorocyclopentadiene	ND	490	140	ug/kg	
67-72-1	Hexachloroethane	ND	490	160	ug/kg	
193-39-5	Indeno(1,2,3-cd)pyrene	ND	490	140	ug/kg	
78-59-1	Isophorone	ND	490	170	ug/kg	
90-12-0	1-Methylnaphthalene	ND	490	160	ug/kg	
91-57-6	2-Methylnaphthalene	ND	490	160	ug/kg	
88-74-4	2-Nitroaniline	ND	490	120	ug/kg	
99-09-2	3-Nitroaniline	ND	490	120	ug/kg	
100-01-6	4-Nitroaniline	ND	490	290	ug/kg	
91-20-3	Naphthalene	ND	490	170	ug/kg	
98-95-3	Nitrobenzene	ND	490	160	ug/kg	
62-75-9	N-Nitrosodimethylamine	ND	4900	2100	ug/kg	
621-64-7	N-Nitroso-di-n-propylamine	ND	970	530	ug/kg	
85-01-8	Phenanthrene	ND	490	110	ug/kg	
129-00-0	Pyrene	ND	970	660	ug/kg	
110-86-1	Pyridine	ND	1900	210	ug/kg	
120-82-1	1,2,4-Trichlorobenzene	ND	490	330	ug/kg	

ND = Not detected MDL - Method Detection Limit

RL = Reporting Limit

E = Indicates value exceeds calibration range

J = Indicates an estimated value

B = Indicates analyte found in associated method blank

N = Indicates presumptive evidence of a compound

## Report of Analysis

<b>Client Sample ID:</b>	QR 7,8-1.0	<b>Date Sampled:</b>	07/19/11
<b>Lab Sample ID:</b>	C17064-2	<b>Date Received:</b>	07/20/11
<b>Matrix:</b>	SO - Soil	<b>Percent Solids:</b>	n/a <sup>a</sup>
<b>Method:</b>	SW846 8270C SW846 3550B		
<b>Project:</b>	Romic Soil Investigation(Romic EPA) - 2081 Bay Road, East Palo Alto, CA		

## ABN Full List

CAS No.	Surrogate Recoveries	Run# 1	Run# 2	Limits
367-12-4	2-Fluorophenol	56%		20-100%
4165-62-2	Phenol-d5	60%		20-100%
118-79-6	2,4,6-Tribromophenol	81%		30-100%
4165-60-0	Nitrobenzene-d5	58%		20-100%
321-60-8	2-Fluorobiphenyl	61%		20-106%
1718-51-0	Terphenyl-d14	104%		55-130%

(a) All results reported on wet weight basis.

ND = Not detected      MDL - Method Detection Limit  
 RL = Reporting Limit  
 E = Indicates value exceeds calibration range

J = Indicates an estimated value  
 B = Indicates analyte found in associated method blank  
 N = Indicates presumptive evidence of a compound

## Report of Analysis

<b>Client Sample ID:</b> QR 7,8-1.0		<b>Date Sampled:</b> 07/19/11
<b>Lab Sample ID:</b> C17064-2		<b>Date Received:</b> 07/20/11
<b>Matrix:</b> SO - Soil		<b>Percent Solids:</b> n/a <sup>a</sup>
<b>Method:</b> SW846 8015B		
<b>Project:</b> Romc Soil Investigation(Romc EPA) - 2081 Bay Road,East Palo Alto,CA		

Run #	File ID	DF	Analyzed	By	Prep Date	Prep Batch	Analytical Batch
Run #1	JK21540.D	1	08/02/11	TT	n/a	n/a	GJK888
Run #2							

Run #	Initial Weight	Final Volume	Methanol Aliquot
Run #1	5.30 g	5.0 ml	100 ul
Run #2			

**TPH Volatiles**

CAS No.	Compound	Result	RL	MDL	Units	Q
	TPH-GRO (C6-C10)	22.1	4.7	2.4	mg/kg	
CAS No.	Surrogate Recoveries	Run# 1	Run# 2	Limits		
98-08-8	aaa-Trifluorotoluene	82%		60-157%		

(a) All results reported on wet weight basis.

ND = Not detected      MDL - Method Detection Limit  
 RL = Reporting Limit  
 E = Indicates value exceeds calibration range

J = Indicates an estimated value  
 B = Indicates analyte found in associated method blank  
 N = Indicates presumptive evidence of a compound

## Report of Analysis

<b>Client Sample ID:</b>	QR 7,8-1.0	<b>Date Sampled:</b>	07/19/11
<b>Lab Sample ID:</b>	C17064-2	<b>Date Received:</b>	07/20/11
<b>Matrix:</b>	SO - Soil	<b>Percent Solids:</b>	n/a <sup>a</sup>
<b>Method:</b>	SW846 8081A SW846 3545A	<b>Project:</b> Romic Soil Investigation(Romic EPA) - 2081 Bay Road, East Palo Alto, CA	

Run #	File ID	DF	Analyzed	By	Prep Date	Prep Batch	Analytical Batch
Run #1 <sup>b</sup>	OO22814.D	10	07/28/11	RV	07/22/11	OP4280	G00729
Run #2							

Run #	Initial Weight	Final Volume
Run #1	10.4 g	10.0 ml
Run #2		

## Pesticide PPL List

CAS No.	Compound	Result	RL	MDL	Units	Q
309-00-2	Aldrin	ND	240	96	ug/kg	
319-84-6	alpha-BHC	ND	240	110	ug/kg	
319-85-7	beta-BHC	ND	240	34	ug/kg	
319-86-8	delta-BHC	ND	240	34	ug/kg	
58-89-9	gamma-BHC (Lindane)	ND	240	72	ug/kg	
12789-03-6	Chlordane	ND	960	960	ug/kg	
60-57-1	Dieldrin	ND	240	29	ug/kg	
72-54-8	4,4' -DDD	ND	240	34	ug/kg	
72-55-9	4,4' -DDE	ND	240	29	ug/kg	
50-29-3	4,4' -DDT	ND	240	29	ug/kg	
72-20-8	Endrin	ND	240	29	ug/kg	
7421-93-4	Endrin aldehyde	ND	240	58	ug/kg	
959-98-8	Endosulfan-I	ND	240	34	ug/kg	
33213-65-9	Endosulfan-II	ND	240	34	ug/kg	
1031-07-8	Endosulfan sulfate	ND	240	77	ug/kg	
76-44-8	Heptachlor	ND	240	58	ug/kg	
1024-57-3	Heptachlor epoxide	ND	240	38	ug/kg	
72-43-5	Methoxychlor	ND	240	34	ug/kg	
8001-35-2	Toxaphene	ND	960	960	ug/kg	

CAS No.	Surrogate Recoveries	Run# 1	Run# 2	Limits
877-09-8	Tetrachloro-m-xylene	53%		35-132%
877-09-8	Tetrachloro-m-xylene	68%		35-132%
2051-24-3	Decachlorobiphenyl	95%		35-132%
2051-24-3	Decachlorobiphenyl	139% <sup>c</sup>		35-132%

(a) All results reported on wet weight basis.

(b) Reporting limits raised due to high concentration of PCB (Aroclor 1260) and non-target Hydrocarbons.

(c) Outside control limits due to matrix interference.

ND = Not detected MDL - Method Detection Limit

RL = Reporting Limit

E = Indicates value exceeds calibration range

J = Indicates an estimated value

B = Indicates analyte found in associated method blank

N = Indicates presumptive evidence of a compound

## Report of Analysis

<b>Client Sample ID:</b>	QR 7,8-1.0	<b>Date Sampled:</b>	07/19/11
<b>Lab Sample ID:</b>	C17064-2	<b>Date Received:</b>	07/20/11
<b>Matrix:</b>	SO - Soil	<b>Percent Solids:</b>	n/a <sup>a</sup>
<b>Method:</b>	SW846 8082 SW846 3545A	<b>Project:</b> Romic Soil Investigation(Romic EPA) - 2081 Bay Road, East Palo Alto, CA	

Run #	File ID	DF	Analyzed	By	Prep Date	Prep Batch	Analytical Batch
Run #1	PP20309.D	1	07/22/11	RV	07/22/11	OP4281	GPP689
Run #2							

Run #	Initial Weight	Final Volume
Run #1	10.4 g	10.0 ml
Run #2		

## PCB List

CAS No.	Compound	Result	RL	MDL	Units	Q
12674-11-2	Aroclor 1016	ND	96	16	ug/kg	
11104-28-2	Aroclor 1221	ND	96	48	ug/kg	
11141-16-5	Aroclor 1232	ND	96	48	ug/kg	
53469-21-9	Aroclor 1242	ND	96	48	ug/kg	
12672-29-6	Aroclor 1248 <sup>b</sup>	146	96	48	ug/kg	
11097-69-1	Aroclor 1254 <sup>b</sup>	429	96	48	ug/kg	
11096-82-5	Aroclor 1260 <sup>b</sup>	280	96	19	ug/kg	

CAS No.	Surrogate Recoveries	Run# 1	Run# 2	Limits
877-09-8	Tetrachloro-m-xylene	53%		45-108%
877-09-8	Tetrachloro-m-xylene	55%		45-108%
2051-24-3	Decachlorobiphenyl	88%		54-121%
2051-24-3	Decachlorobiphenyl	90%		54-121%

(a) All results reported on wet weight basis.

(b) Estimated value due to the presence of multiple overlapping Aroclor patterns.

ND = Not detected MDL - Method Detection Limit

RL = Reporting Limit

E = Indicates value exceeds calibration range

J = Indicates an estimated value

B = Indicates analyte found in associated method blank

N = Indicates presumptive evidence of a compound

## Report of Analysis

<b>Client Sample ID:</b>	QR 7,8-1.0	<b>Date Sampled:</b>	07/19/11
<b>Lab Sample ID:</b>	C17064-2	<b>Date Received:</b>	07/20/11
<b>Matrix:</b>	SO - Soil	<b>Percent Solids:</b>	n/a <sup>a</sup>
<b>Method:</b>	SW846 8015B M SW846 3545A		
<b>Project:</b>	Romic Soil Investigation(Romic EPA) - 2081 Bay Road, East Palo Alto, CA		

Run #	File ID	DF	Analyzed	By	Prep Date	Prep Batch	Analytical Batch
Run #1	GG27051.D	1	07/25/11	JH	07/21/11	OP4276	GGG727
Run #2							

Run #	Initial Weight	Final Volume
Run #1	10.0 g	1.0 ml
Run #2		

## TPH Extractable w/ Silica Gel Cleanup

CAS No.	Compound	Result	RL	MDL	Units	Q
	TPH (C10-C28)	78.6	10	5.0	mg/kg	
	TPH (> C28-C40)	52.8	20	10	mg/kg	

CAS No.	Surrogate Recoveries	Run# 1	Run# 2	Limits
630-01-3	Hexacosane	77%		45-140%

(a) All results reported on wet weight basis.

ND = Not detected      MDL - Method Detection Limit  
 RL = Reporting Limit  
 E = Indicates value exceeds calibration range

J = Indicates an estimated value  
 B = Indicates analyte found in associated method blank  
 N = Indicates presumptive evidence of a compound

## Report of Analysis

<b>Client Sample ID:</b> QR 7,8-1.0	<b>Date Sampled:</b> 07/19/11
<b>Lab Sample ID:</b> C17064-2	<b>Date Received:</b> 07/20/11
<b>Matrix:</b> SO - Soil	<b>Percent Solids:</b> n/a <sup>a</sup>
<b>Project:</b> Romic Soil Investigation(Romic EPA) - 2081 Bay Road,East Palo Alto,CA	

## Metals Analysis

Analyte	Result	RL	Units	DF	Prep	Analyzed By	Method	Prep Method
Antimony	2.9	1.9	mg/kg	1	07/21/11	07/23/11	DQ SW846 6010B <sup>2</sup>	SW846 3050B <sup>4</sup>
Arsenic	2.1	1.9	mg/kg	1	07/21/11	07/23/11	DQ SW846 6010B <sup>2</sup>	SW846 3050B <sup>4</sup>
Barium	44.3	19	mg/kg	1	07/21/11	07/23/11	DQ SW846 6010B <sup>2</sup>	SW846 3050B <sup>4</sup>
Beryllium	< 0.93	0.93	mg/kg	1	07/21/11	07/26/11	RS SW846 6010B <sup>3</sup>	SW846 3050B <sup>4</sup>
Cadmium	0.99	0.93	mg/kg	1	07/21/11	07/26/11	RS SW846 6010B <sup>3</sup>	SW846 3050B <sup>4</sup>
Chromium	69.0	0.93	mg/kg	1	07/21/11	07/23/11	DQ SW846 6010B <sup>2</sup>	SW846 3050B <sup>4</sup>
Cobalt	22.1	0.93	mg/kg	1	07/21/11	07/23/11	DQ SW846 6010B <sup>2</sup>	SW846 3050B <sup>4</sup>
Copper	66.6	2.3	mg/kg	1	07/21/11	07/26/11	RS SW846 6010B <sup>3</sup>	SW846 3050B <sup>4</sup>
Lead	15.4	1.9	mg/kg	1	07/21/11	07/23/11	DQ SW846 6010B <sup>2</sup>	SW846 3050B <sup>4</sup>
Mercury	0.085	0.038	mg/kg	1	07/21/11	07/22/11	RW SW846 7471A <sup>1</sup>	SW846 7471A <sup>5</sup>
Molybdenum	< 1.9	1.9	mg/kg	1	07/21/11	07/23/11	DQ SW846 6010B <sup>2</sup>	SW846 3050B <sup>4</sup>
Nickel	38.3	0.93	mg/kg	1	07/21/11	07/23/11	DQ SW846 6010B <sup>2</sup>	SW846 3050B <sup>4</sup>
Selenium	< 1.9	1.9	mg/kg	1	07/21/11	07/23/11	DQ SW846 6010B <sup>2</sup>	SW846 3050B <sup>4</sup>
Silver	< 0.93	0.93	mg/kg	1	07/21/11	07/23/11	DQ SW846 6010B <sup>2</sup>	SW846 3050B <sup>4</sup>
Thallium <sup>b</sup>	< 5.7	5.7	mg/kg	1	07/21/11	07/26/11	RS SW846 6010B <sup>3</sup>	SW846 3050B <sup>4</sup>
Vanadium	108	0.93	mg/kg	1	07/21/11	07/23/11	DQ SW846 6010B <sup>2</sup>	SW846 3050B <sup>4</sup>
Zinc	62.7	3.8	mg/kg	1	07/21/11	07/26/11	RS SW846 6010B <sup>3</sup>	SW846 3050B <sup>4</sup>

(1) Instrument QC Batch: MA1999

(2) Instrument QC Batch: MA2000

(3) Instrument QC Batch: MA2003

(4) Prep QC Batch: MP3746

(5) Prep QC Batch: MP3751

(a) All results reported on wet weight basis.

(b) Elevated reporting limit(s) due to matrix interference.

RL = Reporting Limit



## Report of Analysis

<b>Client Sample ID:</b>	QR 7,8-3.5	<b>Date Sampled:</b>	07/19/11
<b>Lab Sample ID:</b>	C17064-3	<b>Date Received:</b>	07/20/11
<b>Matrix:</b>	SO - Soil	<b>Percent Solids:</b>	n/a
<b>Method:</b>	SW846 8260B	<b>Project:</b> Romic Soil Investigation(Romic EPA) - 2081 Bay Road,East Palo Alto,CA	

Run #	File ID	DF	Analyzed	By	Prep Date	Prep Batch	Analytical Batch
Run #1 <sup>a</sup>	H070816.D	1	08/02/11	AFL	n/a	n/a	F:VH2628
Run #2							

Run #	Initial Weight	Final Volume	Methanol Aliquot
Run #1	7.03 g	5.0 ml	10.0 ul
Run #2			

## VOA 8260 List

CAS No.	Compound	Result	RL	MDL	Units	Q
67-64-1	Acetone <sup>b</sup>	ND	18000	7100	ug/kg	
71-43-2	Benzene	ND	1800	530	ug/kg	
108-86-1	Bromobenzene	ND	1800	500	ug/kg	
74-97-5	Bromochloromethane	ND	1800	500	ug/kg	
75-27-4	Bromodichloromethane	ND	1800	390	ug/kg	
75-25-2	Bromoform	ND	1800	530	ug/kg	
104-51-8	n-Butylbenzene	ND	1800	460	ug/kg	
135-98-8	sec-Butylbenzene	ND	1800	570	ug/kg	
98-06-6	tert-Butylbenzene	ND	1800	430	ug/kg	
108-90-7	Chlorobenzene	ND	1800	360	ug/kg	
75-00-3	Chloroethane <sup>c</sup>	ND	1800	710	ug/kg	
67-66-3	Chloroform	ND	1800	430	ug/kg	
95-49-8	o-Chlorotoluene	ND	1800	430	ug/kg	
106-43-4	p-Chlorotoluene	ND	1800	430	ug/kg	
56-23-5	Carbon tetrachloride	ND	1800	640	ug/kg	
75-34-3	1,1-Dichloroethane	1390	1800	390	ug/kg	J
75-35-4	1,1-Dichloroethylene <sup>c</sup>	754	1800	500	ug/kg	J
563-58-6	1,1-Dichloropropene	ND	1800	460	ug/kg	
96-12-8	1,2-Dibromo-3-chloropropane	ND	1800	820	ug/kg	
106-93-4	1,2-Dibromoethane	ND	1800	360	ug/kg	
107-06-2	1,2-Dichloroethane	ND	1800	360	ug/kg	
78-87-5	1,2-Dichloropropane	ND	1800	430	ug/kg	
142-28-9	1,3-Dichloropropane	ND	1800	360	ug/kg	
108-20-3	Di-Isopropyl ether	ND	1800	360	ug/kg	
594-20-7	2,2-Dichloropropane	ND	1800	500	ug/kg	
124-48-1	Dibromochloromethane	ND	1800	360	ug/kg	
75-71-8	Dichlorodifluoromethane <sup>c</sup>	ND	1800	530	ug/kg	
156-59-2	cis-1,2-Dichloroethylene	22000	1800	530	ug/kg	
10061-01-5	cis-1,3-Dichloropropene	ND	1800	360	ug/kg	
541-73-1	m-Dichlorobenzene	ND	1800	430	ug/kg	
95-50-1	o-Dichlorobenzene	ND	1800	390	ug/kg	
106-46-7	p-Dichlorobenzene	ND	1800	390	ug/kg	

ND = Not detected MDL - Method Detection Limit

RL = Reporting Limit

E = Indicates value exceeds calibration range

J = Indicates an estimated value

B = Indicates analyte found in associated method blank

N = Indicates presumptive evidence of a compound

## Report of Analysis

<b>Client Sample ID:</b>	QR 7,8-3.5	<b>Date Sampled:</b>	07/19/11
<b>Lab Sample ID:</b>	C17064-3	<b>Date Received:</b>	07/20/11
<b>Matrix:</b>	SO - Soil	<b>Percent Solids:</b>	n/a
<b>Method:</b>	SW846 8260B	<b>Project:</b> Romic Soil Investigation(Romic EPA) - 2081 Bay Road,East Palo Alto,CA	

## VOA 8260 List

CAS No.	Compound	Result	RL	MDL	Units	Q
156-60-5	trans-1,2-Dichloroethylene	ND	1800	530	ug/kg	
10061-02-6	trans-1,3-Dichloropropene	ND	1800	390	ug/kg	
100-41-4	Ethylbenzene	1280	1800	360	ug/kg	J
637-92-3	Ethyl tert-Butyl Ether	ND	1800	460	ug/kg	
591-78-6	2-Hexanone	ND	8900	1900	ug/kg	
87-68-3	Hexachlorobutadiene	ND	1800	710	ug/kg	
98-82-8	Isopropylbenzene	ND	1800	390	ug/kg	
99-87-6	p-Isopropyltoluene	ND	1800	430	ug/kg	
108-10-1	4-Methyl-2-pentanone	4650	8900	2000	ug/kg	J
74-83-9	Methyl bromide	ND	1800	710	ug/kg	
74-87-3	Methyl chloride	ND	1800	710	ug/kg	
74-95-3	Methylene bromide	ND	1800	530	ug/kg	
75-09-2	Methylene chloride <sup>d</sup>	2900	3600	1600	ug/kg	J
78-93-3	Methyl ethyl ketone <sup>c</sup>	ND	8900	2200	ug/kg	
1634-04-4	Methyl Tert Butyl Ether	ND	1800	710	ug/kg	
91-20-3	Naphthalene	ND	1800	710	ug/kg	
103-65-1	n-Propylbenzene	ND	1800	500	ug/kg	
100-42-5	Styrene	ND	1800	920	ug/kg	
994-05-8	Tert-Amyl Methyl Ether	ND	1800	460	ug/kg	
75-65-0	Tert Butyl Alcohol	ND	18000	7100	ug/kg	
630-20-6	1,1,1,2-Tetrachloroethane	ND	1800	360	ug/kg	
71-55-6	1,1,1-Trichloroethane	7620	1800	390	ug/kg	
79-34-5	1,1,2,2-Tetrachloroethane	ND	1800	430	ug/kg	
79-00-5	1,1,2-Trichloroethane	659	1800	390	ug/kg	J
87-61-6	1,2,3-Trichlorobenzene	ND	1800	360	ug/kg	
96-18-4	1,2,3-Trichloropropane	ND	1800	600	ug/kg	
120-82-1	1,2,4-Trichlorobenzene	ND	1800	430	ug/kg	
95-63-6	1,2,4-Trimethylbenzene	ND	1800	390	ug/kg	
108-67-8	1,3,5-Trimethylbenzene	ND	1800	460	ug/kg	
127-18-4	Tetrachloroethylene	2340	1800	360	ug/kg	
108-88-3	Toluene	9010	1800	430	ug/kg	
79-01-6	Trichloroethylene	3520	1800	430	ug/kg	
75-69-4	Trichlorofluoromethane <sup>c</sup>	ND	1800	710	ug/kg	
75-01-4	Vinyl chloride	ND	1800	530	ug/kg	
1330-20-7	Xylene (total)	4780	5300	1100	ug/kg	J

CAS No.	Surrogate Recoveries	Run# 1	Run# 2	Limits
1868-53-7	Dibromofluoromethane	105%		80-121%
2037-26-5	Toluene-D8	92%		71-130%

ND = Not detected MDL - Method Detection Limit

RL = Reporting Limit

E = Indicates value exceeds calibration range

J = Indicates an estimated value

B = Indicates analyte found in associated method blank

N = Indicates presumptive evidence of a compound

## Report of Analysis

<b>Client Sample ID:</b>	QR 7,8-3.5	<b>Date Sampled:</b>	07/19/11
<b>Lab Sample ID:</b>	C17064-3	<b>Date Received:</b>	07/20/11
<b>Matrix:</b>	SO - Soil	<b>Percent Solids:</b>	n/a
<b>Method:</b>	SW846 8260B	<b>Project:</b> Romic Soil Investigation(Romic EPA) - 2081 Bay Road,East Palo Alto,CA	

## VOA 8260 List

CAS No.	Surrogate Recoveries	Run# 1	Run# 2	Limits
460-00-4	4-Bromofluorobenzene	97%		59-148%
17060-07-0	1,2-Dichloroethane-D4	104%		77-123%

- (a) Analysis performed at Accutest Laboratories, Orlando FL.  
 (b) Associated ICV and BS outside control limits.  
 (c) Associated BS recovery outside control limits.  
 (d) Suspected laboratory contaminant.

ND = Not detected      MDL - Method Detection Limit  
 RL = Reporting Limit  
 E = Indicates value exceeds calibration range

J = Indicates an estimated value  
 B = Indicates analyte found in associated method blank  
 N = Indicates presumptive evidence of a compound

## Report of Analysis

<b>Client Sample ID:</b>	QR 7,8-6.5	<b>Date Sampled:</b>	07/19/11
<b>Lab Sample ID:</b>	C17064-4	<b>Date Received:</b>	07/20/11
<b>Matrix:</b>	SO - Soil	<b>Percent Solids:</b>	n/a
<b>Method:</b>	SW846 8260B	<b>Project:</b> Romic Soil Investigation(Romic EPA) - 2081 Bay Road,East Palo Alto,CA	

Run #	File ID	DF	Analyzed	By	Prep Date	Prep Batch	Analytical Batch
Run #1 <sup>a</sup>	H070739.D	1	07/29/11	AFL	n/a	n/a	F:VH2625
Run #2							

Run #	Initial Weight	Methanol Aliquot
Run #1	7.20 g	100 ul
Run #2		

## VOA 8260 List

CAS No.	Compound	Result	RL	MDL	Units	Q
67-64-1	Acetone	ND	1700	690	ug/kg	
71-43-2	Benzene	160	170	52	ug/kg	J
108-86-1	Bromobenzene	ND	170	49	ug/kg	
74-97-5	Bromochloromethane	ND	170	49	ug/kg	
75-27-4	Bromodichloromethane	ND	170	38	ug/kg	
75-25-2	Bromoform	ND	170	52	ug/kg	
104-51-8	n-Butylbenzene	ND	170	45	ug/kg	
135-98-8	sec-Butylbenzene	ND	170	56	ug/kg	
98-06-6	tert-Butylbenzene	ND	170	42	ug/kg	
108-90-7	Chlorobenzene	ND	170	35	ug/kg	
75-00-3	Chloroethane	159	170	69	ug/kg	J
67-66-3	Chloroform	ND	170	42	ug/kg	
95-49-8	o-Chlorotoluene	ND	170	42	ug/kg	
106-43-4	p-Chlorotoluene	ND	170	42	ug/kg	
56-23-5	Carbon tetrachloride	ND	170	62	ug/kg	
75-34-3	1,1-Dichloroethane	514	170	38	ug/kg	
75-35-4	1,1-Dichloroethylene	82.9	170	49	ug/kg	J
563-58-6	1,1-Dichloropropene	ND	170	45	ug/kg	
96-12-8	1,2-Dibromo-3-chloropropane	ND	170	80	ug/kg	
106-93-4	1,2-Dibromoethane	ND	170	35	ug/kg	
107-06-2	1,2-Dichloroethane	ND	170	35	ug/kg	
78-87-5	1,2-Dichloropropane	ND	170	42	ug/kg	
142-28-9	1,3-Dichloropropane	ND	170	35	ug/kg	
108-20-3	Di-Isopropyl ether	ND	170	35	ug/kg	
594-20-7	2,2-Dichloropropane	ND	170	49	ug/kg	
124-48-1	Dibromochloromethane	ND	170	35	ug/kg	
75-71-8	Dichlorodifluoromethane	ND	170	52	ug/kg	
156-59-2	cis-1,2-Dichloroethylene	1430	170	52	ug/kg	
10061-01-5	cis-1,3-Dichloropropene	ND	170	35	ug/kg	
541-73-1	m-Dichlorobenzene	ND	170	42	ug/kg	
95-50-1	o-Dichlorobenzene	57.5	170	38	ug/kg	J
106-46-7	p-Dichlorobenzene	ND	170	38	ug/kg	

ND = Not detected MDL - Method Detection Limit

RL = Reporting Limit

E = Indicates value exceeds calibration range

J = Indicates an estimated value

B = Indicates analyte found in associated method blank

N = Indicates presumptive evidence of a compound

## Report of Analysis

<b>Client Sample ID:</b>	QR 7,8-6.5	<b>Date Sampled:</b>	07/19/11
<b>Lab Sample ID:</b>	C17064-4	<b>Date Received:</b>	07/20/11
<b>Matrix:</b>	SO - Soil	<b>Percent Solids:</b>	n/a
<b>Method:</b>	SW846 8260B	<b>Project:</b> Romic Soil Investigation(Romic EPA) - 2081 Bay Road,East Palo Alto,CA	

## VOA 8260 List

CAS No.	Compound	Result	RL	MDL	Units	Q
156-60-5	trans-1,2-Dichloroethylene	ND	170	52	ug/kg	
10061-02-6	trans-1,3-Dichloropropene	ND	170	38	ug/kg	
100-41-4	Ethylbenzene	1640	170	35	ug/kg	
637-92-3	Ethyl tert-Butyl Ether	ND	170	45	ug/kg	
591-78-6	2-Hexanone	ND	870	190	ug/kg	
87-68-3	Hexachlorobutadiene	ND	170	69	ug/kg	
98-82-8	Isopropylbenzene	ND	170	38	ug/kg	
99-87-6	p-Isopropyltoluene	ND	170	42	ug/kg	
108-10-1	4-Methyl-2-pentanone	ND	870	190	ug/kg	
74-83-9	Methyl bromide <sup>b</sup>	ND	170	69	ug/kg	
74-87-3	Methyl chloride	ND	170	69	ug/kg	
74-95-3	Methylene bromide	ND	170	52	ug/kg	
75-09-2	Methylene chloride	178	350	160	ug/kg	J
78-93-3	Methyl ethyl ketone	ND	870	210	ug/kg	
1634-04-4	Methyl Tert Butyl Ether	ND	170	69	ug/kg	
91-20-3	Naphthalene	ND	170	69	ug/kg	
103-65-1	n-Propylbenzene	49.0	170	49	ug/kg	J
100-42-5	Styrene	ND	170	90	ug/kg	
994-05-8	Tert-Amyl Methyl Ether	ND	170	45	ug/kg	
75-65-0	Tert Butyl Alcohol	ND	1700	690	ug/kg	
630-20-6	1,1,1,2-Tetrachloroethane	ND	170	35	ug/kg	
71-55-6	1,1,1-Trichloroethane	1640	170	38	ug/kg	
79-34-5	1,1,2,2-Tetrachloroethane	49.7	170	42	ug/kg	J
79-00-5	1,1,2-Trichloroethane	ND	170	38	ug/kg	
87-61-6	1,2,3-Trichlorobenzene	ND	170	35	ug/kg	
96-18-4	1,2,3-Trichloropropane	ND	170	59	ug/kg	
120-82-1	1,2,4-Trichlorobenzene	ND	170	42	ug/kg	
95-63-6	1,2,4-Trimethylbenzene	283	170	38	ug/kg	
108-67-8	1,3,5-Trimethylbenzene	122	170	45	ug/kg	J
127-18-4	Tetrachloroethylene	66.1	170	35	ug/kg	J
108-88-3	Toluene	2070	170	42	ug/kg	
79-01-6	Trichloroethylene	86.2	170	42	ug/kg	J
75-69-4	Trichlorofluoromethane	ND	170	69	ug/kg	
75-01-4	Vinyl chloride	452	170	52	ug/kg	
1330-20-7	Xylene (total)	6150	520	110	ug/kg	

CAS No.	Surrogate Recoveries	Run# 1	Run# 2	Limits
1868-53-7	Dibromofluoromethane	93%		80-121%
2037-26-5	Toluene-D8	110%		71-130%

ND = Not detected MDL - Method Detection Limit

RL = Reporting Limit

E = Indicates value exceeds calibration range

J = Indicates an estimated value

B = Indicates analyte found in associated method blank

N = Indicates presumptive evidence of a compound

**Report of Analysis**

<b>Client Sample ID:</b>	QR 7,8-6.5	<b>Date Sampled:</b>	07/19/11
<b>Lab Sample ID:</b>	C17064-4	<b>Date Received:</b>	07/20/11
<b>Matrix:</b>	SO - Soil	<b>Percent Solids:</b>	n/a
<b>Method:</b>	SW846 8260B	<b>Project:</b> Romic Soil Investigation(Romic EPA) - 2081 Bay Road, East Palo Alto, CA	

**VOA 8260 List**

CAS No.	Surrogate Recoveries	Run# 1	Run# 2	Limits
460-00-4	4-Bromofluorobenzene	95%		59-148%
17060-07-0	1,2-Dichloroethane-D4	102%		77-123%

- (a) Analysis performed at Accutest Laboratories, Orlando FL.  
 (b) Initial calibration not valid for this compound.

ND = Not detected      MDL - Method Detection Limit  
 RL = Reporting Limit  
 E = Indicates value exceeds calibration range

J = Indicates an estimated value  
 B = Indicates analyte found in associated method blank  
 N = Indicates presumptive evidence of a compound

## Report of Analysis

<b>Client Sample ID:</b>	PQ 7,8-FILL	<b>Date Sampled:</b>	07/19/11
<b>Lab Sample ID:</b>	C17064-5	<b>Date Received:</b>	07/20/11
<b>Matrix:</b>	SO - Soil	<b>Percent Solids:</b>	n/a <sup>a</sup>
<b>Method:</b>	SW846 8260B	<b>Project:</b> Romic Soil Investigation(Romic EPA) - 2081 Bay Road,East Palo Alto,CA	

Run #	File ID	DF	Analyzed	By	Prep Date	Prep Batch	Analytical Batch
Run #1 <sup>b</sup>	H070740.D	1	07/29/11	AFL	n/a	n/a	F:VH2625
Run #2							

Run #	Initial Weight	Methanol Aliquot
Run #1	7.83 g	100 ul
Run #2		

## VOA 8260 List

CAS No.	Compound	Result	RL	MDL	Units	Q
67-64-1	Acetone	ND	1600	640	ug/kg	
71-43-2	Benzene	ND	160	48	ug/kg	
108-86-1	Bromobenzene	ND	160	45	ug/kg	
74-97-5	Bromochloromethane	ND	160	45	ug/kg	
75-27-4	Bromodichloromethane	ND	160	35	ug/kg	
75-25-2	Bromoform	ND	160	48	ug/kg	
104-51-8	n-Butylbenzene	ND	160	42	ug/kg	
135-98-8	sec-Butylbenzene	ND	160	51	ug/kg	
98-06-6	tert-Butylbenzene	ND	160	38	ug/kg	
108-90-7	Chlorobenzene	ND	160	32	ug/kg	
75-00-3	Chloroethane	ND	160	64	ug/kg	
67-66-3	Chloroform	ND	160	38	ug/kg	
95-49-8	o-Chlorotoluene	ND	160	38	ug/kg	
106-43-4	p-Chlorotoluene	ND	160	38	ug/kg	
56-23-5	Carbon tetrachloride	ND	160	57	ug/kg	
75-34-3	1,1-Dichloroethane	316	160	35	ug/kg	
75-35-4	1,1-Dichloroethylene	ND	160	45	ug/kg	
563-58-6	1,1-Dichloropropene	ND	160	42	ug/kg	
96-12-8	1,2-Dibromo-3-chloropropane	ND	160	73	ug/kg	
106-93-4	1,2-Dibromoethane	ND	160	32	ug/kg	
107-06-2	1,2-Dichloroethane	ND	160	32	ug/kg	
78-87-5	1,2-Dichloropropane	ND	160	38	ug/kg	
142-28-9	1,3-Dichloropropane	ND	160	32	ug/kg	
108-20-3	Di-Isopropyl ether	ND	160	32	ug/kg	
594-20-7	2,2-Dichloropropane	ND	160	45	ug/kg	
124-48-1	Dibromochloromethane	ND	160	32	ug/kg	
75-71-8	Dichlorodifluoromethane	ND	160	48	ug/kg	
156-59-2	cis-1,2-Dichloroethylene	434	160	48	ug/kg	
10061-01-5	cis-1,3-Dichloropropene	ND	160	32	ug/kg	
541-73-1	m-Dichlorobenzene	ND	160	38	ug/kg	
95-50-1	o-Dichlorobenzene	ND	160	35	ug/kg	
106-46-7	p-Dichlorobenzene	ND	160	35	ug/kg	

ND = Not detected MDL - Method Detection Limit

RL = Reporting Limit

E = Indicates value exceeds calibration range

J = Indicates an estimated value

B = Indicates analyte found in associated method blank

N = Indicates presumptive evidence of a compound

## Report of Analysis

<b>Client Sample ID:</b>	PQ 7,8-FILL	<b>Date Sampled:</b>	07/19/11
<b>Lab Sample ID:</b>	C17064-5	<b>Date Received:</b>	07/20/11
<b>Matrix:</b>	SO - Soil	<b>Percent Solids:</b>	n/a <sup>a</sup>
<b>Method:</b>	SW846 8260B	<b>Project:</b> Romc Soil Investigation(Romc EPA) - 2081 Bay Road,East Palo Alto,CA	

## VOA 8260 List

CAS No.	Compound	Result	RL	MDL	Units	Q
156-60-5	trans-1,2-Dichloroethylene	ND	160	48	ug/kg	
10061-02-6	trans-1,3-Dichloropropene	ND	160	35	ug/kg	
100-41-4	Ethylbenzene	39.3	160	32	ug/kg	J
637-92-3	Ethyl tert-Butyl Ether	ND	160	42	ug/kg	
591-78-6	2-Hexanone	ND	800	170	ug/kg	
87-68-3	Hexachlorobutadiene	ND	160	64	ug/kg	
98-82-8	Isopropylbenzene	ND	160	35	ug/kg	
99-87-6	p-Isopropyltoluene	ND	160	38	ug/kg	
108-10-1	4-Methyl-2-pentanone	ND	800	180	ug/kg	
74-83-9	Methyl bromide <sup>c</sup>	ND	160	64	ug/kg	
74-87-3	Methyl chloride	ND	160	64	ug/kg	
74-95-3	Methylene bromide	ND	160	48	ug/kg	
75-09-2	Methylene chloride	ND	320	150	ug/kg	
78-93-3	Methyl ethyl ketone	ND	800	190	ug/kg	
1634-04-4	Methyl Tert Butyl Ether	ND	160	64	ug/kg	
91-20-3	Naphthalene	ND	160	64	ug/kg	
103-65-1	n-Propylbenzene	ND	160	45	ug/kg	
100-42-5	Styrene	ND	160	83	ug/kg	
994-05-8	Tert-Amyl Methyl Ether	ND	160	42	ug/kg	
75-65-0	Tert Butyl Alcohol	ND	1600	640	ug/kg	
630-20-6	1,1,1,2-Tetrachloroethane	ND	160	32	ug/kg	
71-55-6	1,1,1-Trichloroethane	1930	160	35	ug/kg	
79-34-5	1,1,2,2-Tetrachloroethane	ND	160	38	ug/kg	
79-00-5	1,1,2-Trichloroethane	ND	160	35	ug/kg	
87-61-6	1,2,3-Trichlorobenzene	ND	160	32	ug/kg	
96-18-4	1,2,3-Trichloropropane	ND	160	54	ug/kg	
120-82-1	1,2,4-Trichlorobenzene	ND	160	38	ug/kg	
95-63-6	1,2,4-Trimethylbenzene	153	160	35	ug/kg	J
108-67-8	1,3,5-Trimethylbenzene	67.1	160	42	ug/kg	J
127-18-4	Tetrachloroethylene	310	160	32	ug/kg	
108-88-3	Toluene	ND	160	38	ug/kg	
79-01-6	Trichloroethylene	391	160	38	ug/kg	
75-69-4	Trichlorofluoromethane	ND	160	64	ug/kg	
75-01-4	Vinyl chloride	ND	160	48	ug/kg	
1330-20-7	Xylene (total)	429	480	100	ug/kg	J

CAS No.	Surrogate Recoveries	Run# 1	Run# 2	Limits
1868-53-7	Dibromofluoromethane	93%		80-121%
2037-26-5	Toluene-D8	111%		71-130%

ND = Not detected MDL - Method Detection Limit

RL = Reporting Limit

E = Indicates value exceeds calibration range

J = Indicates an estimated value

B = Indicates analyte found in associated method blank

N = Indicates presumptive evidence of a compound



**Report of Analysis**

<b>Client Sample ID:</b>	PQ 7,8-FILL	<b>Date Sampled:</b>	07/19/11
<b>Lab Sample ID:</b>	C17064-5	<b>Date Received:</b>	07/20/11
<b>Matrix:</b>	SO - Soil	<b>Percent Solids:</b>	n/a <sup>a</sup>
<b>Method:</b>	SW846 8260B		
<b>Project:</b>	Romic Soil Investigation(Romic EPA) - 2081 Bay Road,East Palo Alto,CA		

**VOA 8260 List**

CAS No.	Surrogate Recoveries	Run# 1	Run# 2	Limits
460-00-4	4-Bromofluorobenzene	95%		59-148%
17060-07-0	1,2-Dichloroethane-D4	101%		77-123%

- (a) All results reported on wet weight basis.  
 (b) Analysis performed at Accutest Laboratories, Orlando FL.  
 (c) Initial calibration not valid for this compound.

ND = Not detected      MDL - Method Detection Limit  
 RL = Reporting Limit  
 E = Indicates value exceeds calibration range

J = Indicates an estimated value  
 B = Indicates analyte found in associated method blank  
 N = Indicates presumptive evidence of a compound

## Report of Analysis

<b>Client Sample ID:</b>	PQ 7,8-FILL	<b>Date Sampled:</b>	07/19/11
<b>Lab Sample ID:</b>	C17064-5	<b>Date Received:</b>	07/20/11
<b>Matrix:</b>	SO - Soil	<b>Percent Solids:</b>	n/a <sup>a</sup>
<b>Method:</b>	SW846 8270C SW846 3550B	<b>Project:</b> Romic Soil Investigation(Romic EPA) - 2081 Bay Road, East Palo Alto, CA	

Run #1	File ID	DF	Analyzed	By	Prep Date	Prep Batch	Analytical Batch
Run #1	Y8999.D	1	07/24/11	MT	07/23/11	OP4289	EY429
Run #2							

Run #1	Initial Weight	Final Volume
Run #1	10.0 g	1.0 ml
Run #2		

## ABN Full List

CAS No.	Compound	Result	RL	MDL	Units	Q
65-85-0	Benzoic acid	ND	1000	890	ug/kg	
95-57-8	2-Chlorophenol	ND	1000	680	ug/kg	
59-50-7	4-Chloro-3-methyl phenol	ND	500	420	ug/kg	
120-83-2	2,4-Dichlorophenol	ND	500	140	ug/kg	
105-67-9	2,4-Dimethylphenol	ND	500	150	ug/kg	
51-28-5	2,4-Dinitrophenol	ND	2500	850	ug/kg	
534-52-1	4,6-Dinitro-o-cresol	ND	2000	1000	ug/kg	
95-48-7	2-Methylphenol	ND	500	170	ug/kg	
	3&4-Methylphenol	ND	500	150	ug/kg	
88-75-5	2-Nitrophenol	ND	500	130	ug/kg	
100-02-7	4-Nitrophenol	ND	2000	1200	ug/kg	
87-86-5	Pentachlorophenol	ND	500	420	ug/kg	
108-95-2	Phenol	ND	2000	1300	ug/kg	
95-95-4	2,4,5-Trichlorophenol	ND	500	120	ug/kg	
88-06-2	2,4,6-Trichlorophenol	ND	500	160	ug/kg	
83-32-9	Acenaphthene	ND	1000	500	ug/kg	
208-96-8	Acenaphthylene	ND	500	200	ug/kg	
62-53-3	Aniline	ND	500	140	ug/kg	
120-12-7	Anthracene	ND	500	100	ug/kg	
103-33-3	Azobenzene	ND	500	170	ug/kg	
92-87-5	Benzidine	ND	2500	730	ug/kg	
56-55-3	Benzo(a)anthracene	ND	500	70	ug/kg	
50-32-8	Benzo(a)pyrene	ND	500	90	ug/kg	
205-99-2	Benzo(b)fluoranthene	ND	500	60	ug/kg	
191-24-2	Benzo(g,h,i)perylene	ND	500	150	ug/kg	
207-08-9	Benzo(k)fluoranthene	ND	500	120	ug/kg	
101-55-3	4-Bromophenyl phenyl ether	ND	500	150	ug/kg	
85-68-7	Butyl benzyl phthalate	ND	500	110	ug/kg	
100-51-6	Benzyl Alcohol	ND	1000	160	ug/kg	
91-58-7	2-Chloronaphthalene	ND	500	180	ug/kg	
106-47-8	4-Chloroaniline	ND	500	140	ug/kg	
86-74-8	Carbazole	ND	500	80	ug/kg	

ND = Not detected MDL - Method Detection Limit

RL = Reporting Limit

E = Indicates value exceeds calibration range

J = Indicates an estimated value

B = Indicates analyte found in associated method blank

N = Indicates presumptive evidence of a compound

## Report of Analysis

<b>Client Sample ID:</b>	PQ 7,8-FILL	<b>Date Sampled:</b>	07/19/11
<b>Lab Sample ID:</b>	C17064-5	<b>Date Received:</b>	07/20/11
<b>Matrix:</b>	SO - Soil	<b>Percent Solids:</b>	n/a <sup>a</sup>
<b>Method:</b>	SW846 8270C SW846 3550B		
<b>Project:</b>	Romic Soil Investigation(Romic EPA) - 2081 Bay Road,East Palo Alto,CA		

## ABN Full List

CAS No.	Compound	Result	RL	MDL	Units	Q
218-01-9	Chrysene	ND	500	100	ug/kg	
111-91-1	bis(2-Chloroethoxy)methane	ND	500	180	ug/kg	
111-44-4	bis(2-Chloroethyl)ether	ND	500	230	ug/kg	
108-60-1	bis(2-Chloroisopropyl)ether	ND	500	270	ug/kg	
7005-72-3	4-Chlorophenyl phenyl ether	ND	500	190	ug/kg	
95-50-1	1,2-Dichlorobenzene	ND	500	160	ug/kg	
541-73-1	1,3-Dichlorobenzene	ND	500	150	ug/kg	
106-46-7	1,4-Dichlorobenzene	ND	500	420	ug/kg	
121-14-2	2,4-Dinitrotoluene	ND	500	460	ug/kg	
606-20-2	2,6-Dinitrotoluene	ND	1000	320	ug/kg	
91-94-1	3,3'-Dichlorobenzidine	ND	2500	140	ug/kg	
53-70-3	Dibenzo(a,h)anthracene	ND	500	130	ug/kg	
132-64-9	Dibenzofuran	ND	500	160	ug/kg	
122-39-4	Diphenylamine	ND	500	120	ug/kg	
84-74-2	Di-n-butyl phthalate	ND	500	100	ug/kg	
117-84-0	Di-n-octyl phthalate	ND	500	130	ug/kg	
84-66-2	Diethyl phthalate	ND	500	170	ug/kg	
131-11-3	Dimethyl phthalate	ND	500	180	ug/kg	
117-81-7	bis(2-Ethylhexyl)phthalate	ND	500	220	ug/kg	
206-44-0	Fluoranthene	ND	500	100	ug/kg	
86-73-7	Fluorene	ND	500	180	ug/kg	
118-74-1	Hexachlorobenzene	ND	500	130	ug/kg	
87-68-3	Hexachlorobutadiene	ND	500	190	ug/kg	
77-47-4	Hexachlorocyclopentadiene	ND	500	140	ug/kg	
67-72-1	Hexachloroethane	ND	500	160	ug/kg	
193-39-5	Indeno(1,2,3-cd)pyrene	ND	500	140	ug/kg	
78-59-1	Isophorone	ND	500	170	ug/kg	
90-12-0	1-Methylnaphthalene	ND	500	160	ug/kg	
91-57-6	2-Methylnaphthalene	ND	500	160	ug/kg	
88-74-4	2-Nitroaniline	ND	500	120	ug/kg	
99-09-2	3-Nitroaniline	ND	500	120	ug/kg	
100-01-6	4-Nitroaniline	ND	500	300	ug/kg	
91-20-3	Naphthalene	ND	500	170	ug/kg	
98-95-3	Nitrobenzene	ND	500	160	ug/kg	
62-75-9	N-Nitrosodimethylamine	ND	5000	2200	ug/kg	
621-64-7	N-Nitroso-di-n-propylamine	ND	1000	550	ug/kg	
85-01-8	Phenanthrene	ND	500	110	ug/kg	
129-00-0	Pyrene	ND	1000	680	ug/kg	
110-86-1	Pyridine	ND	2000	220	ug/kg	
120-82-1	1,2,4-Trichlorobenzene	ND	500	340	ug/kg	

ND = Not detected MDL - Method Detection Limit

RL = Reporting Limit

E = Indicates value exceeds calibration range

J = Indicates an estimated value

B = Indicates analyte found in associated method blank

N = Indicates presumptive evidence of a compound

## Report of Analysis

<b>Client Sample ID:</b>	PQ 7,8-FILL		<b>Date Sampled:</b>	07/19/11
<b>Lab Sample ID:</b>	C17064-5		<b>Date Received:</b>	07/20/11
<b>Matrix:</b>	SO - Soil		<b>Percent Solids:</b>	n/a <sup>a</sup>
<b>Method:</b>	SW846 8270C SW846 3550B			
<b>Project:</b>	Romic Soil Investigation(Romic EPA) - 2081 Bay Road,East Palo Alto,CA			

## ABN Full List

CAS No.	Surrogate Recoveries	Run# 1	Run# 2	Limits
367-12-4	2-Fluorophenol	48%		20-100%
4165-62-2	Phenol-d5	50%		20-100%
118-79-6	2,4,6-Tribromophenol	74%		30-100%
4165-60-0	Nitrobenzene-d5	50%		20-100%
321-60-8	2-Fluorobiphenyl	47%		20-106%
1718-51-0	Terphenyl-d14	102%		55-130%

(a) All results reported on wet weight basis.

ND = Not detected      MDL - Method Detection Limit  
 RL = Reporting Limit  
 E = Indicates value exceeds calibration range

J = Indicates an estimated value  
 B = Indicates analyte found in associated method blank  
 N = Indicates presumptive evidence of a compound

## Report of Analysis

<b>Client Sample ID:</b>	PQ 7,8-FILL	
<b>Lab Sample ID:</b>	C17064-5	<b>Date Sampled:</b> 07/19/11
<b>Matrix:</b>	SO - Soil	<b>Date Received:</b> 07/20/11
<b>Method:</b>	SW846 8015B	<b>Percent Solids:</b> n/a <sup>a</sup>
<b>Project:</b>	Romic Soil Investigation(Romic EPA) - 2081 Bay Road,East Palo Alto,CA	

	File ID	DF	Analyzed	By	Prep Date	Prep Batch	Analytical Batch
Run #1	JK21543.D	1	08/02/11	TT	n/a	n/a	GJK888
Run #2							

	Initial Weight
Run #1	5.19 g
Run #2	

### TPH Volatiles

CAS No.	Compound	Result	RL	MDL	Units	Q
	TPH-GRO (C6-C10)	ND	0.096	0.048	mg/kg	
CAS No.	Surrogate Recoveries	Run# 1	Run# 2	Limits		
98-08-8	aaa-Trifluorotoluene	84%		60-157%		

(a) All results reported on wet weight basis.

ND = Not detected      MDL - Method Detection Limit  
 RL = Reporting Limit  
 E = Indicates value exceeds calibration range

J = Indicates an estimated value  
 B = Indicates analyte found in associated method blank  
 N = Indicates presumptive evidence of a compound

## Report of Analysis

<b>Client Sample ID:</b>	PQ 7,8-FILL	
<b>Lab Sample ID:</b>	C17064-5	<b>Date Sampled:</b> 07/19/11
<b>Matrix:</b>	SO - Soil	<b>Date Received:</b> 07/20/11
<b>Method:</b>	SW846 8081A SW846 3545A	<b>Percent Solids:</b> n/a <sup>a</sup>
<b>Project:</b>	Romic Soil Investigation(Romic EPA) - 2081 Bay Road, East Palo Alto, CA	

Run #	File ID	DF	Analyzed	By	Prep Date	Prep Batch	Analytical Batch
Run #1 <sup>b</sup>	OO22815.D	5	07/28/11	RV	07/22/11	OP4280	G00729
Run #2							

Run #	Initial Weight	Final Volume
Run #1	10.3 g	10.0 ml
Run #2		

## Pesticide PPL List

CAS No.	Compound	Result	RL	MDL	Units	Q
309-00-2	Aldrin	ND	120	49	ug/kg	
319-84-6	alpha-BHC	ND	120	53	ug/kg	
319-85-7	beta-BHC	ND	120	17	ug/kg	
319-86-8	delta-BHC	ND	120	17	ug/kg	
58-89-9	gamma-BHC (Lindane)	ND	120	36	ug/kg	
12789-03-6	Chlordane	ND	490	490	ug/kg	
60-57-1	Dieldrin	ND	120	15	ug/kg	
72-54-8	4,4' -DDD	ND	120	17	ug/kg	
72-55-9	4,4' -DDE	ND	120	15	ug/kg	
50-29-3	4,4' -DDT	ND	120	15	ug/kg	
72-20-8	Endrin	ND	120	15	ug/kg	
7421-93-4	Endrin aldehyde	ND	120	29	ug/kg	
959-98-8	Endosulfan-I	ND	120	17	ug/kg	
33213-65-9	Endosulfan-II	ND	120	17	ug/kg	
1031-07-8	Endosulfan sulfate	ND	120	39	ug/kg	
76-44-8	Heptachlor	ND	120	29	ug/kg	
1024-57-3	Heptachlor epoxide	ND	120	19	ug/kg	
72-43-5	Methoxychlor	ND	120	17	ug/kg	
8001-35-2	Toxaphene	ND	490	490	ug/kg	

CAS No.	Surrogate Recoveries	Run# 1	Run# 2	Limits
877-09-8	Tetrachloro-m-xylene	44%		35-132%
877-09-8	Tetrachloro-m-xylene	57%		35-132%
2051-24-3	Decachlorobiphenyl	89%		35-132%
2051-24-3	Decachlorobiphenyl	99%		35-132%

(a) All results reported on wet weight basis.

(b) Reporting limits raised due to high concentration of PCB (Aroclor 1260) and non-target Hydrocarbons.

ND = Not detected MDL - Method Detection Limit

RL = Reporting Limit

E = Indicates value exceeds calibration range

J = Indicates an estimated value

B = Indicates analyte found in associated method blank

N = Indicates presumptive evidence of a compound

## Report of Analysis

<b>Client Sample ID:</b>	PQ 7,8-FILL	
<b>Lab Sample ID:</b>	C17064-5	<b>Date Sampled:</b> 07/19/11
<b>Matrix:</b>	SO - Soil	<b>Date Received:</b> 07/20/11
<b>Method:</b>	SW846 8082 SW846 3545A	<b>Percent Solids:</b> n/a <sup>a</sup>
<b>Project:</b>	Romic Soil Investigation(Romic EPA) - 2081 Bay Road, East Palo Alto, CA	

Run #	File ID	DF	Analyzed	By	Prep Date	Prep Batch	Analytical Batch
Run #1	PP20310.D	1	07/22/11	RV	07/22/11	OP4281	GPP689
Run #2							

Run #	Initial Weight	Final Volume
Run #1	10.3 g	10.0 ml
Run #2		

## PCB List

CAS No.	Compound	Result	RL	MDL	Units	Q
12674-11-2	Aroclor 1016	ND	97	17	ug/kg	
11104-28-2	Aroclor 1221	ND	97	49	ug/kg	
11141-16-5	Aroclor 1232	ND	97	49	ug/kg	
53469-21-9	Aroclor 1242	ND	97	49	ug/kg	
12672-29-6	Aroclor 1248	ND	97	49	ug/kg	
11097-69-1	Aroclor 1254	ND	97	49	ug/kg	
11096-82-5	Aroclor 1260	44.1	97	19	ug/kg	J

CAS No.	Surrogate Recoveries	Run# 1	Run# 2	Limits
877-09-8	Tetrachloro-m-xylene	42% <sup>b</sup>		45-108%
877-09-8	Tetrachloro-m-xylene	40% <sup>b</sup>		45-108%
2051-24-3	Decachlorobiphenyl	85%		54-121%
2051-24-3	Decachlorobiphenyl	79%		54-121%

(a) All results reported on wet weight basis.

(b) Outside control limits due to matrix interference.

ND = Not detected      MDL - Method Detection Limit  
 RL = Reporting Limit  
 E = Indicates value exceeds calibration range

J = Indicates an estimated value  
 B = Indicates analyte found in associated method blank  
 N = Indicates presumptive evidence of a compound

## Report of Analysis

<b>Client Sample ID:</b>	PQ 7,8-FILL	
<b>Lab Sample ID:</b>	C17064-5	<b>Date Sampled:</b> 07/19/11
<b>Matrix:</b>	SO - Soil	<b>Date Received:</b> 07/20/11
<b>Method:</b>	SW846 8015B M SW846 3545A	<b>Percent Solids:</b> n/a <sup>a</sup>
<b>Project:</b>	Romic Soil Investigation(Romic EPA) - 2081 Bay Road, East Palo Alto, CA	

	File ID	DF	Analyzed	By	Prep Date	Prep Batch	Analytical Batch
Run #1	GG27052.D	1	07/25/11	JH	07/21/11	OP4276	GGG727
Run #2							

	Initial Weight	Final Volume
Run #1	10.0 g	1.0 ml
Run #2		

## TPH Extractable w/ Silica Gel Cleanup

CAS No.	Compound	Result	RL	MDL	Units	Q
	TPH (C10-C28)	116	10	5.0	mg/kg	
	TPH (> C28-C40)	114	20	10	mg/kg	

CAS No.	Surrogate Recoveries	Run# 1	Run# 2	Limits
630-01-3	Hexacosane	58%		45-140%

(a) All results reported on wet weight basis.

ND = Not detected      MDL - Method Detection Limit  
 RL = Reporting Limit  
 E = Indicates value exceeds calibration range

J = Indicates an estimated value  
 B = Indicates analyte found in associated method blank  
 N = Indicates presumptive evidence of a compound



## Report of Analysis

<b>Client Sample ID:</b>	PQ 7,8-FILL	<b>Date Sampled:</b>	07/19/11
<b>Lab Sample ID:</b>	C17064-5	<b>Date Received:</b>	07/20/11
<b>Matrix:</b>	SO - Soil	<b>Percent Solids:</b>	n/a <sup>a</sup>
<b>Project:</b>	Romic Soil Investigation(Romic EPA) - 2081 Bay Road,East Palo Alto,CA		

## Metals Analysis

Analyte	Result	RL	Units	DF	Prep	Analyzed By	Method	Prep Method
Antimony <sup>b</sup>	< 5.7	5.7	mg/kg	3	07/21/11	07/26/11 RS	SW846 6010B <sup>3</sup>	SW846 3050B <sup>4</sup>
Arsenic	3.0	1.9	mg/kg	1	07/21/11	07/23/11 DQ	SW846 6010B <sup>2</sup>	SW846 3050B <sup>4</sup>
Barium	39.6	19	mg/kg	1	07/21/11	07/23/11 DQ	SW846 6010B <sup>2</sup>	SW846 3050B <sup>4</sup>
Beryllium <sup>b</sup>	< 2.8	2.8	mg/kg	3	07/21/11	07/26/11 RS	SW846 6010B <sup>3</sup>	SW846 3050B <sup>4</sup>
Cadmium	< 0.94	0.94	mg/kg	1	07/21/11	07/26/11 RS	SW846 6010B <sup>3</sup>	SW846 3050B <sup>4</sup>
Chromium	36.0	0.94	mg/kg	1	07/21/11	07/23/11 DQ	SW846 6010B <sup>2</sup>	SW846 3050B <sup>4</sup>
Cobalt <sup>b</sup>	21.6	2.8	mg/kg	3	07/21/11	07/26/11 RS	SW846 6010B <sup>3</sup>	SW846 3050B <sup>4</sup>
Copper <sup>b</sup>	170	7.1	mg/kg	3	07/21/11	07/26/11 RS	SW846 6010B <sup>3</sup>	SW846 3050B <sup>4</sup>
Lead <sup>b</sup>	36.7	5.7	mg/kg	3	07/21/11	07/26/11 RS	SW846 6010B <sup>3</sup>	SW846 3050B <sup>4</sup>
Mercury	0.13	0.037	mg/kg	1	07/21/11	07/22/11 RW	SW846 7471A <sup>1</sup>	SW846 7471A <sup>5</sup>
Molybdenum	< 1.9	1.9	mg/kg	1	07/21/11	07/23/11 DQ	SW846 6010B <sup>2</sup>	SW846 3050B <sup>4</sup>
Nickel	34.7	0.94	mg/kg	1	07/21/11	07/23/11 DQ	SW846 6010B <sup>2</sup>	SW846 3050B <sup>4</sup>
Selenium	< 1.9	1.9	mg/kg	1	07/21/11	07/26/11 RS	SW846 6010B <sup>3</sup>	SW846 3050B <sup>4</sup>
Silver	< 0.94	0.94	mg/kg	1	07/21/11	07/23/11 DQ	SW846 6010B <sup>2</sup>	SW846 3050B <sup>4</sup>
Thallium <sup>b</sup>	< 5.7	5.7	mg/kg	3	07/21/11	07/26/11 RS	SW846 6010B <sup>3</sup>	SW846 3050B <sup>4</sup>
Vanadium <sup>b</sup>	133	2.8	mg/kg	3	07/21/11	07/26/11 RS	SW846 6010B <sup>3</sup>	SW846 3050B <sup>4</sup>
Zinc	73.6	3.8	mg/kg	1	07/21/11	07/26/11 RS	SW846 6010B <sup>3</sup>	SW846 3050B <sup>4</sup>

(1) Instrument QC Batch: MA1999

(2) Instrument QC Batch: MA2000

(3) Instrument QC Batch: MA2003

(4) Prep QC Batch: MP3746

(5) Prep QC Batch: MP3751

(a) All results reported on wet weight basis.

(b) Elevated reporting limit(s) due to matrix interference and/or dilution required for high interfering element.

RL = Reporting Limit

## Report of Analysis

<b>Client Sample ID:</b>	PQ 7,8-1.0	<b>Date Sampled:</b>	07/19/11
<b>Lab Sample ID:</b>	C17064-6	<b>Date Received:</b>	07/20/11
<b>Matrix:</b>	SO - Soil	<b>Percent Solids:</b>	n/a
<b>Method:</b>	SW846 8260B	<b>Project:</b> Romic Soil Investigation(Romic EPA) - 2081 Bay Road,East Palo Alto,CA	

Run #	File ID	DF	Analyzed	By	Prep Date	Prep Batch	Analytical Batch
Run #1 <sup>a</sup>	H070895.D	10	08/04/11	AFL	n/a	n/a	F:VH2630
Run #2							

Run #	Initial Weight	Final Volume	Methanol Aliquot
Run #1	6.50 g	5.0 ml	5.0 ul
Run #2			

## VOA 8260 List

CAS No.	Compound	Result	RL	MDL	Units	Q
67-64-1	Acetone <sup>b</sup>	ND	38000	15000	ug/kg	
71-43-2	Benzene	ND	38000	12000	ug/kg	
108-86-1	Bromobenzene	ND	38000	11000	ug/kg	
74-97-5	Bromochloromethane	ND	38000	11000	ug/kg	
75-27-4	Bromodichloromethane	ND	38000	8500	ug/kg	
75-25-2	Bromoform	ND	38000	12000	ug/kg	
104-51-8	n-Butylbenzene	ND	38000	10000	ug/kg	
135-98-8	sec-Butylbenzene	ND	38000	12000	ug/kg	
98-06-6	tert-Butylbenzene	ND	38000	9200	ug/kg	
108-90-7	Chlorobenzene	ND	38000	7700	ug/kg	
75-00-3	Chloroethane <sup>c</sup>	ND	38000	15000	ug/kg	
67-66-3	Chloroform	ND	38000	9200	ug/kg	
95-49-8	o-Chlorotoluene	ND	38000	9200	ug/kg	
106-43-4	p-Chlorotoluene	ND	38000	9200	ug/kg	
56-23-5	Carbon tetrachloride	ND	38000	14000	ug/kg	
75-34-3	1,1-Dichloroethane	18800	38000	8500	ug/kg	J
75-35-4	1,1-Dichloroethylene	22400	38000	11000	ug/kg	J
563-58-6	1,1-Dichloropropene	ND	38000	10000	ug/kg	
96-12-8	1,2-Dibromo-3-chloropropane	ND	38000	18000	ug/kg	
106-93-4	1,2-Dibromoethane	ND	38000	7700	ug/kg	
107-06-2	1,2-Dichloroethane	ND	38000	7700	ug/kg	
78-87-5	1,2-Dichloropropane	ND	38000	9200	ug/kg	
142-28-9	1,3-Dichloropropane	ND	38000	7700	ug/kg	
108-20-3	Di-Isopropyl ether	ND	38000	7700	ug/kg	
594-20-7	2,2-Dichloropropane	ND	38000	11000	ug/kg	
124-48-1	Dibromochloromethane	ND	38000	7700	ug/kg	
75-71-8	Dichlorodifluoromethane	ND	38000	12000	ug/kg	
156-59-2	cis-1,2-Dichloroethylene	16700	38000	12000	ug/kg	J
10061-01-5	cis-1,3-Dichloropropene	ND	38000	7700	ug/kg	
541-73-1	m-Dichlorobenzene	ND	38000	9200	ug/kg	
95-50-1	o-Dichlorobenzene	ND	38000	8500	ug/kg	
106-46-7	p-Dichlorobenzene	ND	38000	8500	ug/kg	

ND = Not detected MDL - Method Detection Limit

RL = Reporting Limit

E = Indicates value exceeds calibration range

J = Indicates an estimated value

B = Indicates analyte found in associated method blank

N = Indicates presumptive evidence of a compound

## Report of Analysis

<b>Client Sample ID:</b>	PQ 7,8-1.0	<b>Date Sampled:</b>	07/19/11
<b>Lab Sample ID:</b>	C17064-6	<b>Date Received:</b>	07/20/11
<b>Matrix:</b>	SO - Soil	<b>Percent Solids:</b>	n/a
<b>Method:</b>	SW846 8260B	<b>Project:</b> Romc Soil Investigation(Romc EPA) - 2081 Bay Road,East Palo Alto,CA	

## VOA 8260 List

CAS No.	Compound	Result	RL	MDL	Units	Q
156-60-5	trans-1,2-Dichloroethylene	ND	38000	12000	ug/kg	
10061-02-6	trans-1,3-Dichloropropene	ND	38000	8500	ug/kg	
100-41-4	Ethylbenzene	148000	38000	7700	ug/kg	
637-92-3	Ethyl tert-Butyl Ether	ND	38000	10000	ug/kg	
591-78-6	2-Hexanone	ND	190000	42000	ug/kg	
87-68-3	Hexachlorobutadiene	ND	38000	15000	ug/kg	
98-82-8	Isopropylbenzene	ND	38000	8500	ug/kg	
99-87-6	p-Isopropyltoluene	ND	38000	9200	ug/kg	
108-10-1	4-Methyl-2-pentanone	ND	190000	42000	ug/kg	
74-83-9	Methyl bromide <sup>d</sup>	ND	38000	15000	ug/kg	
74-87-3	Methyl chloride	ND	38000	15000	ug/kg	
74-95-3	Methylene bromide	ND	38000	12000	ug/kg	
75-09-2	Methylene chloride	ND	77000	35000	ug/kg	
78-93-3	Methyl ethyl ketone	ND	190000	47000	ug/kg	
1634-04-4	Methyl Tert Butyl Ether	ND	38000	15000	ug/kg	
91-20-3	Naphthalene	ND	38000	15000	ug/kg	
103-65-1	n-Propylbenzene	12600	38000	11000	ug/kg	J
100-42-5	Styrene	ND	38000	20000	ug/kg	
994-05-8	Tert-Amyl Methyl Ether	ND	38000	10000	ug/kg	
75-65-0	Tert Butyl Alcohol	ND	380000	150000	ug/kg	
630-20-6	1,1,1,2-Tetrachloroethane	ND	38000	7700	ug/kg	
71-55-6	1,1,1-Trichloroethane	1000000	38000	8500	ug/kg	
79-34-5	1,1,2,2-Tetrachloroethane	ND	38000	9200	ug/kg	
79-00-5	1,1,2-Trichloroethane	ND	38000	8500	ug/kg	
87-61-6	1,2,3-Trichlorobenzene	ND	38000	7700	ug/kg	
96-18-4	1,2,3-Trichloropropane	ND	38000	13000	ug/kg	
120-82-1	1,2,4-Trichlorobenzene	ND	38000	9200	ug/kg	
95-63-6	1,2,4-Trimethylbenzene	80000	38000	8500	ug/kg	
108-67-8	1,3,5-Trimethylbenzene	31500	38000	10000	ug/kg	J
127-18-4	Tetrachloroethylene	242000	38000	7700	ug/kg	
108-88-3	Toluene	645000	38000	9200	ug/kg	
79-01-6	Trichloroethylene	218000	38000	9200	ug/kg	
75-69-4	Trichlorofluoromethane <sup>c</sup>	ND	38000	15000	ug/kg	
75-01-4	Vinyl chloride	ND	38000	12000	ug/kg	
1330-20-7	Xylene (total)	630000	120000	25000	ug/kg	

CAS No.	Surrogate Recoveries	Run# 1	Run# 2	Limits
1868-53-7	Dibromofluoromethane	108%		80-121%
2037-26-5	Toluene-D8	90%		71-130%

ND = Not detected MDL - Method Detection Limit

RL = Reporting Limit

E = Indicates value exceeds calibration range

J = Indicates an estimated value

B = Indicates analyte found in associated method blank

N = Indicates presumptive evidence of a compound

## Report of Analysis

<b>Client Sample ID:</b>	PQ 7,8-1.0	
<b>Lab Sample ID:</b>	C17064-6	<b>Date Sampled:</b> 07/19/11
<b>Matrix:</b>	SO - Soil	<b>Date Received:</b> 07/20/11
<b>Method:</b>	SW846 8260B	<b>Percent Solids:</b> n/a
<b>Project:</b>	Romic Soil Investigation(Romic EPA) - 2081 Bay Road,East Palo Alto,CA	

### VOA 8260 List

CAS No.	Surrogate Recoveries	Run# 1	Run# 2	Limits
460-00-4	4-Bromofluorobenzene	95%		59-148%
17060-07-0	1,2-Dichloroethane-D4	109%		77-123%

- (a) Sample re-analyzed beyond hold time; reported results are considered minimum values. Dilution required due to matrix interference. Analysis performed at Accutest Laboratories, Orlando FL.
- (b) Associated ICV and BS outside control limits.
- (c) CCV outside of control limits.
- (d) Initial calibration not valid for this compound.

ND = Not detected      MDL - Method Detection Limit  
 RL = Reporting Limit  
 E = Indicates value exceeds calibration range

J = Indicates an estimated value  
 B = Indicates analyte found in associated method blank  
 N = Indicates presumptive evidence of a compound

## Report of Analysis

<b>Client Sample ID:</b>	PQ 7,8-3.5	<b>Date Sampled:</b>	07/19/11
<b>Lab Sample ID:</b>	C17064-7	<b>Date Received:</b>	07/20/11
<b>Matrix:</b>	SO - Soil	<b>Percent Solids:</b>	n/a
<b>Method:</b>	SW846 8260B	<b>Project:</b> Romic Soil Investigation(Romic EPA) - 2081 Bay Road, East Palo Alto, CA	

Run #	File ID	DF	Analyzed	By	Prep Date	Prep Batch	Analytical Batch
Run #1 <sup>a</sup>	H070742.D	1	07/29/11	AFL	n/a	n/a	F:VH2625
Run #2							

Run #	Initial Weight	Methanol Aliquot
Run #1	6.27 g	100 ul
Run #2		

## VOA 8260 List

CAS No.	Compound	Result	RL	MDL	Units	Q
67-64-1	Acetone	ND	2000	800	ug/kg	
71-43-2	Benzene	97.8	200	60	ug/kg	J
108-86-1	Bromobenzene	ND	200	56	ug/kg	
74-97-5	Bromochloromethane	ND	200	56	ug/kg	
75-27-4	Bromodichloromethane	ND	200	44	ug/kg	
75-25-2	Bromoform	ND	200	60	ug/kg	
104-51-8	n-Butylbenzene	ND	200	52	ug/kg	
135-98-8	sec-Butylbenzene	ND	200	64	ug/kg	
98-06-6	tert-Butylbenzene	ND	200	48	ug/kg	
108-90-7	Chlorobenzene	ND	200	40	ug/kg	
75-00-3	Chloroethane	ND	200	80	ug/kg	
67-66-3	Chloroform	ND	200	48	ug/kg	
95-49-8	o-Chlorotoluene	ND	200	48	ug/kg	
106-43-4	p-Chlorotoluene	ND	200	48	ug/kg	
56-23-5	Carbon tetrachloride	ND	200	72	ug/kg	
75-34-3	1,1-Dichloroethane	59.7	200	44	ug/kg	J
75-35-4	1,1-Dichloroethylene	ND	200	56	ug/kg	
563-58-6	1,1-Dichloropropene	ND	200	52	ug/kg	
96-12-8	1,2-Dibromo-3-chloropropane	ND	200	92	ug/kg	
106-93-4	1,2-Dibromoethane	ND	200	40	ug/kg	
107-06-2	1,2-Dichloroethane	ND	200	40	ug/kg	
78-87-5	1,2-Dichloropropane	ND	200	48	ug/kg	
142-28-9	1,3-Dichloropropane	ND	200	40	ug/kg	
108-20-3	Di-Isopropyl ether	ND	200	40	ug/kg	
594-20-7	2,2-Dichloropropane	ND	200	56	ug/kg	
124-48-1	Dibromochloromethane	ND	200	40	ug/kg	
75-71-8	Dichlorodifluoromethane	ND	200	60	ug/kg	
156-59-2	cis-1,2-Dichloroethylene	ND	200	60	ug/kg	
10061-01-5	cis-1,3-Dichloropropene	ND	200	40	ug/kg	
541-73-1	m-Dichlorobenzene	ND	200	48	ug/kg	
95-50-1	o-Dichlorobenzene	86.1	200	44	ug/kg	J
106-46-7	p-Dichlorobenzene	ND	200	44	ug/kg	

ND = Not detected MDL - Method Detection Limit

RL = Reporting Limit

E = Indicates value exceeds calibration range

J = Indicates an estimated value

B = Indicates analyte found in associated method blank

N = Indicates presumptive evidence of a compound

## Report of Analysis

<b>Client Sample ID:</b>	PQ 7,8-3.5	<b>Date Sampled:</b>	07/19/11
<b>Lab Sample ID:</b>	C17064-7	<b>Date Received:</b>	07/20/11
<b>Matrix:</b>	SO - Soil	<b>Percent Solids:</b>	n/a
<b>Method:</b>	SW846 8260B	<b>Project:</b> Romic Soil Investigation(Romic EPA) - 2081 Bay Road,East Palo Alto,CA	

## VOA 8260 List

CAS No.	Compound	Result	RL	MDL	Units	Q
156-60-5	trans-1,2-Dichloroethylene	ND	200	60	ug/kg	
10061-02-6	trans-1,3-Dichloropropene	ND	200	44	ug/kg	
100-41-4	Ethylbenzene	ND	200	40	ug/kg	
637-92-3	Ethyl tert-Butyl Ether	ND	200	52	ug/kg	
591-78-6	2-Hexanone	ND	1000	220	ug/kg	
87-68-3	Hexachlorobutadiene	ND	200	80	ug/kg	
98-82-8	Isopropylbenzene	ND	200	44	ug/kg	
99-87-6	p-Isopropyltoluene	ND	200	48	ug/kg	
108-10-1	4-Methyl-2-pentanone	ND	1000	220	ug/kg	
74-83-9	Methyl bromide <sup>b</sup>	ND	200	80	ug/kg	
74-87-3	Methyl chloride	ND	200	80	ug/kg	
74-95-3	Methylene bromide	ND	200	60	ug/kg	
75-09-2	Methylene chloride	ND	400	180	ug/kg	
78-93-3	Methyl ethyl ketone	ND	1000	240	ug/kg	
1634-04-4	Methyl Tert Butyl Ether	ND	200	80	ug/kg	
91-20-3	Naphthalene	ND	200	80	ug/kg	
103-65-1	n-Propylbenzene	76.3	200	56	ug/kg	J
100-42-5	Styrene	ND	200	100	ug/kg	
994-05-8	Tert-Amyl Methyl Ether	ND	200	52	ug/kg	
75-65-0	Tert Butyl Alcohol	ND	2000	800	ug/kg	
630-20-6	1,1,1,2-Tetrachloroethane	ND	200	40	ug/kg	
71-55-6	1,1,1-Trichloroethane	539	200	44	ug/kg	
79-34-5	1,1,2,2-Tetrachloroethane	ND	200	48	ug/kg	
79-00-5	1,1,2-Trichloroethane	ND	200	44	ug/kg	
87-61-6	1,2,3-Trichlorobenzene	ND	200	40	ug/kg	
96-18-4	1,2,3-Trichloropropane	ND	200	68	ug/kg	
120-82-1	1,2,4-Trichlorobenzene	ND	200	48	ug/kg	
95-63-6	1,2,4-Trimethylbenzene	240	200	44	ug/kg	
108-67-8	1,3,5-Trimethylbenzene	55.8	200	52	ug/kg	J
127-18-4	Tetrachloroethylene	140	200	40	ug/kg	J
108-88-3	Toluene	796	200	48	ug/kg	
79-01-6	Trichloroethylene	125	200	48	ug/kg	J
75-69-4	Trichlorofluoromethane	ND	200	80	ug/kg	
75-01-4	Vinyl chloride	ND	200	60	ug/kg	
1330-20-7	Xylene (total)	943	600	130	ug/kg	

CAS No.	Surrogate Recoveries	Run# 1	Run# 2	Limits
1868-53-7	Dibromofluoromethane	93%		80-121%
2037-26-5	Toluene-D8	99%		71-130%

ND = Not detected MDL - Method Detection Limit

RL = Reporting Limit

E = Indicates value exceeds calibration range

J = Indicates an estimated value

B = Indicates analyte found in associated method blank

N = Indicates presumptive evidence of a compound

**Report of Analysis**

<b>Client Sample ID:</b>	PQ 7,8-3.5	<b>Date Sampled:</b>	07/19/11
<b>Lab Sample ID:</b>	C17064-7	<b>Date Received:</b>	07/20/11
<b>Matrix:</b>	SO - Soil	<b>Percent Solids:</b>	n/a
<b>Method:</b>	SW846 8260B	<b>Project:</b> Romic Soil Investigation(Romic EPA) - 2081 Bay Road, East Palo Alto, CA	

**VOA 8260 List**

CAS No.	Surrogate Recoveries	Run# 1	Run# 2	Limits
460-00-4	4-Bromofluorobenzene	96%		59-148%
17060-07-0	1,2-Dichloroethane-D4	100%		77-123%

(a) Analysis performed at Accutest Laboratories, Orlando FL.

(b) Initial calibration not valid for this compound.

ND = Not detected MDL - Method Detection Limit

RL = Reporting Limit

E = Indicates value exceeds calibration range

J = Indicates an estimated value

B = Indicates analyte found in associated method blank

N = Indicates presumptive evidence of a compound

## Report of Analysis

<b>Client Sample ID:</b>	PQ 7,8-6.5	<b>Date Sampled:</b>	07/19/11
<b>Lab Sample ID:</b>	C17064-8	<b>Date Received:</b>	07/20/11
<b>Matrix:</b>	SO - Soil	<b>Percent Solids:</b>	n/a
<b>Method:</b>	SW846 8260B	<b>Project:</b> Romic Soil Investigation(Romic EPA) - 2081 Bay Road, East Palo Alto, CA	

Run #	File ID	DF	Analyzed	By	Prep Date	Prep Batch	Analytical Batch
Run #1 <sup>a</sup>	H070743.D	1	07/29/11	AFL	n/a	n/a	F:VH2625
Run #2							

Run #	Initial Weight	Methanol Aliquot
Run #1	6.99 g	100 ul
Run #2		

## VOA 8260 List

CAS No.	Compound	Result	RL	MDL	Units	Q
67-64-1	Acetone	ND	1800	720	ug/kg	
71-43-2	Benzene	153	180	54	ug/kg	J
108-86-1	Bromobenzene	ND	180	50	ug/kg	
74-97-5	Bromochloromethane	ND	180	50	ug/kg	
75-27-4	Bromodichloromethane	ND	180	39	ug/kg	
75-25-2	Bromoform	ND	180	54	ug/kg	
104-51-8	n-Butylbenzene	ND	180	46	ug/kg	
135-98-8	sec-Butylbenzene	ND	180	57	ug/kg	
98-06-6	tert-Butylbenzene	ND	180	43	ug/kg	
108-90-7	Chlorobenzene	ND	180	36	ug/kg	
75-00-3	Chloroethane	234	180	72	ug/kg	
67-66-3	Chloroform	ND	180	43	ug/kg	
95-49-8	o-Chlorotoluene	ND	180	43	ug/kg	
106-43-4	p-Chlorotoluene	ND	180	43	ug/kg	
56-23-5	Carbon tetrachloride	ND	180	64	ug/kg	
75-34-3	1,1-Dichloroethane	ND	180	39	ug/kg	
75-35-4	1,1-Dichloroethylene	ND	180	50	ug/kg	
563-58-6	1,1-Dichloropropene	ND	180	46	ug/kg	
96-12-8	1,2-Dibromo-3-chloropropane	ND	180	82	ug/kg	
106-93-4	1,2-Dibromoethane	ND	180	36	ug/kg	
107-06-2	1,2-Dichloroethane	ND	180	36	ug/kg	
78-87-5	1,2-Dichloropropane	ND	180	43	ug/kg	
142-28-9	1,3-Dichloropropane	ND	180	36	ug/kg	
108-20-3	Di-Isopropyl ether	ND	180	36	ug/kg	
594-20-7	2,2-Dichloropropane	ND	180	50	ug/kg	
124-48-1	Dibromochloromethane	ND	180	36	ug/kg	
75-71-8	Dichlorodifluoromethane	ND	180	54	ug/kg	
156-59-2	cis-1,2-Dichloroethylene	ND	180	54	ug/kg	
10061-01-5	cis-1,3-Dichloropropene	ND	180	36	ug/kg	
541-73-1	m-Dichlorobenzene	ND	180	43	ug/kg	
95-50-1	o-Dichlorobenzene	ND	180	39	ug/kg	
106-46-7	p-Dichlorobenzene	ND	180	39	ug/kg	

ND = Not detected MDL - Method Detection Limit

RL = Reporting Limit

E = Indicates value exceeds calibration range

J = Indicates an estimated value

B = Indicates analyte found in associated method blank

N = Indicates presumptive evidence of a compound



## Report of Analysis

<b>Client Sample ID:</b>	PQ 7,8-6.5	<b>Date Sampled:</b>	07/19/11
<b>Lab Sample ID:</b>	C17064-8	<b>Date Received:</b>	07/20/11
<b>Matrix:</b>	SO - Soil	<b>Percent Solids:</b>	n/a
<b>Method:</b>	SW846 8260B	<b>Project:</b> Romic Soil Investigation(Romic EPA) - 2081 Bay Road,East Palo Alto,CA	

## VOA 8260 List

CAS No.	Compound	Result	RL	MDL	Units	Q
156-60-5	trans-1,2-Dichloroethylene	ND	180	54	ug/kg	
10061-02-6	trans-1,3-Dichloropropene	ND	180	39	ug/kg	
100-41-4	Ethylbenzene	1450	180	36	ug/kg	
637-92-3	Ethyl tert-Butyl Ether	ND	180	46	ug/kg	
591-78-6	2-Hexanone	ND	890	190	ug/kg	
87-68-3	Hexachlorobutadiene	ND	180	72	ug/kg	
98-82-8	Isopropylbenzene	ND	180	39	ug/kg	
99-87-6	p-Isopropyltoluene	ND	180	43	ug/kg	
108-10-1	4-Methyl-2-pentanone	ND	890	200	ug/kg	
74-83-9	Methyl bromide <sup>b</sup>	ND	180	72	ug/kg	
74-87-3	Methyl chloride	ND	180	72	ug/kg	
74-95-3	Methylene bromide	ND	180	54	ug/kg	
75-09-2	Methylene chloride	ND	360	160	ug/kg	
78-93-3	Methyl ethyl ketone	ND	890	220	ug/kg	
1634-04-4	Methyl Tert Butyl Ether	ND	180	72	ug/kg	
91-20-3	Naphthalene	ND	180	72	ug/kg	
103-65-1	n-Propylbenzene	ND	180	50	ug/kg	
100-42-5	Styrene	ND	180	93	ug/kg	
994-05-8	Tert-Amyl Methyl Ether	ND	180	46	ug/kg	
75-65-0	Tert Butyl Alcohol	ND	1800	720	ug/kg	
630-20-6	1,1,1,2-Tetrachloroethane	ND	180	36	ug/kg	
71-55-6	1,1,1-Trichloroethane	ND	180	39	ug/kg	
79-34-5	1,1,2,2-Tetrachloroethane	ND	180	43	ug/kg	
79-00-5	1,1,2-Trichloroethane	ND	180	39	ug/kg	
87-61-6	1,2,3-Trichlorobenzene	ND	180	36	ug/kg	
96-18-4	1,2,3-Trichloropropane	ND	180	61	ug/kg	
120-82-1	1,2,4-Trichlorobenzene	ND	180	43	ug/kg	
95-63-6	1,2,4-Trimethylbenzene	155	180	39	ug/kg	J
108-67-8	1,3,5-Trimethylbenzene	ND	180	46	ug/kg	
127-18-4	Tetrachloroethylene	ND	180	36	ug/kg	
108-88-3	Toluene	49.6	180	43	ug/kg	J
79-01-6	Trichloroethylene	ND	180	43	ug/kg	
75-69-4	Trichlorofluoromethane	ND	180	72	ug/kg	
75-01-4	Vinyl chloride	ND	180	54	ug/kg	
1330-20-7	Xylene (total)	4440	540	110	ug/kg	

CAS No.	Surrogate Recoveries	Run# 1	Run# 2	Limits
1868-53-7	Dibromofluoromethane	92%		80-121%
2037-26-5	Toluene-D8	99%		71-130%

ND = Not detected MDL - Method Detection Limit

RL = Reporting Limit

E = Indicates value exceeds calibration range

J = Indicates an estimated value

B = Indicates analyte found in associated method blank

N = Indicates presumptive evidence of a compound

**Report of Analysis**

<b>Client Sample ID:</b>	PQ 7,8-6.5	<b>Date Sampled:</b>	07/19/11
<b>Lab Sample ID:</b>	C17064-8	<b>Date Received:</b>	07/20/11
<b>Matrix:</b>	SO - Soil	<b>Percent Solids:</b>	n/a
<b>Method:</b>	SW846 8260B	<b>Project:</b> Romic Soil Investigation(Romic EPA) - 2081 Bay Road,East Palo Alto,CA	

**VOA 8260 List**

CAS No.	Surrogate Recoveries	Run# 1	Run# 2	Limits
460-00-4	4-Bromofluorobenzene	93%		59-148%
17060-07-0	1,2-Dichloroethane-D4	98%		77-123%

- (a) Analysis performed at Accutest Laboratories, Orlando FL.  
 (b) Initial calibration not valid for this compound.

ND = Not detected      MDL - Method Detection Limit  
 RL = Reporting Limit  
 E = Indicates value exceeds calibration range

J = Indicates an estimated value  
 B = Indicates analyte found in associated method blank  
 N = Indicates presumptive evidence of a compound

## Report of Analysis

<b>Client Sample ID:</b>	PQ 8-FILL	<b>Date Sampled:</b>	07/19/11
<b>Lab Sample ID:</b>	C17064-9	<b>Date Received:</b>	07/20/11
<b>Matrix:</b>	SO - Soil	<b>Percent Solids:</b>	n/a <sup>a</sup>
<b>Method:</b>	SW846 8260B	<b>Project:</b> Romic Soil Investigation(Romic EPA) - 2081 Bay Road, East Palo Alto, CA	

Run #	File ID	DF	Analyzed	By	Prep Date	Prep Batch	Analytical Batch
Run #1 <sup>b</sup>	H070797.D	1	08/01/11	AFL	n/a	n/a	F:VH2627
Run #2							

Run #	Initial Weight
Run #1	6.60 g
Run #2	

## VOA 8260 List

CAS No.	Compound	Result	RL	MDL	Units	Q
67-64-1	Acetone <sup>c</sup>	ND	38	15	ug/kg	
71-43-2	Benzene	ND	3.8	1.1	ug/kg	
108-86-1	Bromobenzene	ND	3.8	1.1	ug/kg	
74-97-5	Bromochloromethane	ND	3.8	1.1	ug/kg	
75-27-4	Bromodichloromethane	ND	3.8	0.83	ug/kg	
75-25-2	Bromoform	ND	3.8	1.1	ug/kg	
104-51-8	n-Butylbenzene	ND	3.8	0.98	ug/kg	
135-98-8	sec-Butylbenzene	1.3	3.8	1.2	ug/kg	J
98-06-6	tert-Butylbenzene	ND	3.8	0.91	ug/kg	
108-90-7	Chlorobenzene	2.1	3.8	0.76	ug/kg	J
75-00-3	Chloroethane	ND	3.8	1.5	ug/kg	
67-66-3	Chloroform	ND	3.8	0.91	ug/kg	
95-49-8	o-Chlorotoluene	27.6	3.8	0.91	ug/kg	
106-43-4	p-Chlorotoluene	30.9	3.8	0.91	ug/kg	
56-23-5	Carbon tetrachloride	ND	3.8	1.4	ug/kg	
75-34-3	1,1-Dichloroethane	4.3	3.8	0.83	ug/kg	
75-35-4	1,1-Dichloroethylene	ND	3.8	1.1	ug/kg	
563-58-6	1,1-Dichloropropene	ND	3.8	0.98	ug/kg	
96-12-8	1,2-Dibromo-3-chloropropane	ND	3.8	1.7	ug/kg	
106-93-4	1,2-Dibromoethane	ND	3.8	0.76	ug/kg	
107-06-2	1,2-Dichloroethane	ND	3.8	0.76	ug/kg	
78-87-5	1,2-Dichloropropane	ND	3.8	0.91	ug/kg	
142-28-9	1,3-Dichloropropane	ND	3.8	0.76	ug/kg	
108-20-3	Di-Isopropyl ether	ND	3.8	0.76	ug/kg	
594-20-7	2,2-Dichloropropane	ND	3.8	1.1	ug/kg	
124-48-1	Dibromochloromethane	ND	3.8	0.76	ug/kg	
75-71-8	Dichlorodifluoromethane	ND	3.8	1.1	ug/kg	
156-59-2	cis-1,2-Dichloroethylene	ND	3.8	1.1	ug/kg	
10061-01-5	cis-1,3-Dichloropropene	ND	3.8	0.76	ug/kg	
541-73-1	m-Dichlorobenzene	ND	3.8	0.91	ug/kg	
95-50-1	o-Dichlorobenzene	15.5	3.8	0.83	ug/kg	
106-46-7	p-Dichlorobenzene	ND	3.8	0.83	ug/kg	

ND = Not detected MDL - Method Detection Limit

RL = Reporting Limit

E = Indicates value exceeds calibration range

J = Indicates an estimated value

B = Indicates analyte found in associated method blank

N = Indicates presumptive evidence of a compound

## Report of Analysis

<b>Client Sample ID:</b>	PQ 8-FILL	<b>Date Sampled:</b>	07/19/11
<b>Lab Sample ID:</b>	C17064-9	<b>Date Received:</b>	07/20/11
<b>Matrix:</b>	SO - Soil	<b>Percent Solids:</b>	n/a <sup>a</sup>
<b>Method:</b>	SW846 8260B		
<b>Project:</b>	Romic Soil Investigation(Romic EPA) - 2081 Bay Road,East Palo Alto,CA		

## VOA 8260 List

CAS No.	Compound	Result	RL	MDL	Units	Q
156-60-5	trans-1,2-Dichloroethylene	ND	3.8	1.1	ug/kg	
10061-02-6	trans-1,3-Dichloropropene	ND	3.8	0.83	ug/kg	
100-41-4	Ethylbenzene	5.9	3.8	0.76	ug/kg	
637-92-3	Ethyl tert-Butyl Ether	ND	3.8	0.98	ug/kg	
591-78-6	2-Hexanone	ND	19	4.1	ug/kg	
87-68-3	Hexachlorobutadiene	ND	3.8	1.5	ug/kg	
98-82-8	Isopropylbenzene	8.5	3.8	0.83	ug/kg	
99-87-6	p-Isopropyltoluene	ND	3.8	0.91	ug/kg	
108-10-1	4-Methyl-2-pentanone	ND	19	4.2	ug/kg	
74-83-9	Methyl bromide <sup>d</sup>	ND	3.8	1.5	ug/kg	
74-87-3	Methyl chloride	ND	3.8	1.5	ug/kg	
74-95-3	Methylene bromide	ND	3.8	1.1	ug/kg	
75-09-2	Methylene chloride	ND	7.6	3.5	ug/kg	
78-93-3	Methyl ethyl ketone	ND	19	4.6	ug/kg	
1634-04-4	Methyl Tert Butyl Ether	ND	3.8	1.5	ug/kg	
91-20-3	Naphthalene	ND	3.8	1.5	ug/kg	
103-65-1	n-Propylbenzene	1.4	3.8	1.1	ug/kg	J
100-42-5	Styrene	ND	3.8	2.0	ug/kg	
994-05-8	Tert-Amyl Methyl Ether	ND	3.8	0.98	ug/kg	
75-65-0	Tert Butyl Alcohol	ND	38	15	ug/kg	
630-20-6	1,1,1,2-Tetrachloroethane	ND	3.8	0.76	ug/kg	
71-55-6	1,1,1-Trichloroethane	3.8	3.8	0.83	ug/kg	
79-34-5	1,1,2,2-Tetrachloroethane	ND	3.8	0.91	ug/kg	
79-00-5	1,1,2-Trichloroethane	ND	3.8	0.83	ug/kg	
87-61-6	1,2,3-Trichlorobenzene	ND	3.8	0.76	ug/kg	
96-18-4	1,2,3-Trichloropropane	ND	3.8	1.3	ug/kg	
120-82-1	1,2,4-Trichlorobenzene	ND	3.8	0.91	ug/kg	
95-63-6	1,2,4-Trimethylbenzene	2.3	3.8	0.83	ug/kg	J
108-67-8	1,3,5-Trimethylbenzene	1.4	3.8	0.98	ug/kg	J
127-18-4	Tetrachloroethylene	2.9	3.8	0.76	ug/kg	J
108-88-3	Toluene	5.5	3.8	0.91	ug/kg	
79-01-6	Trichloroethylene	1.1	3.8	0.91	ug/kg	J
75-69-4	Trichlorofluoromethane	ND	3.8	1.5	ug/kg	
75-01-4	Vinyl chloride	ND	3.8	1.1	ug/kg	
1330-20-7	Xylene (total)	50.6	11	2.4	ug/kg	

CAS No.	Surrogate Recoveries	Run# 1	Run# 2	Limits
1868-53-7	Dibromofluoromethane	101%		80-121%
2037-26-5	Toluene-D8	94%		71-130%

ND = Not detected MDL - Method Detection Limit

RL = Reporting Limit

E = Indicates value exceeds calibration range

J = Indicates an estimated value

B = Indicates analyte found in associated method blank

N = Indicates presumptive evidence of a compound

**Report of Analysis**

<b>Client Sample ID:</b>	PQ 8-FILL	<b>Date Sampled:</b>	07/19/11
<b>Lab Sample ID:</b>	C17064-9	<b>Date Received:</b>	07/20/11
<b>Matrix:</b>	SO - Soil	<b>Percent Solids:</b>	n/a <sup>a</sup>
<b>Method:</b>	SW846 8260B		
<b>Project:</b>	Romic Soil Investigation(Romic EPA) - 2081 Bay Road, East Palo Alto, CA		

**VOA 8260 List**

CAS No.	Surrogate Recoveries	Run# 1	Run# 2	Limits
460-00-4	4-Bromofluorobenzene	109%		59-148%
17060-07-0	1,2-Dichloroethane-D4	100%		77-123%

- (a) All results reported on wet weight basis.  
 (b) Analysis performed at Accutest Laboratories, Orlando FL.  
 (c) Associated ICV and BS outside control limits.  
 (d) Initial calibration not valid for this compound.

ND = Not detected      MDL - Method Detection Limit  
 RL = Reporting Limit  
 E = Indicates value exceeds calibration range

J = Indicates an estimated value  
 B = Indicates analyte found in associated method blank  
 N = Indicates presumptive evidence of a compound

## Report of Analysis

<b>Client Sample ID:</b>	PQ 8-FILL	<b>Date Sampled:</b>	07/19/11
<b>Lab Sample ID:</b>	C17064-9	<b>Date Received:</b>	07/20/11
<b>Matrix:</b>	SO - Soil	<b>Percent Solids:</b>	n/a <sup>a</sup>
<b>Method:</b>	SW846 8270C SW846 3550B	<b>Project:</b> Romic Soil Investigation(Romic EPA) - 2081 Bay Road, East Palo Alto, CA	

Run #	File ID	DF	Analyzed	By	Prep Date	Prep Batch	Analytical Batch
Run #1 <sup>b</sup>	Y8988.D	10	07/23/11	MT	07/23/11	OP4289	EY428
Run #2							

Run #	Initial Weight	Final Volume
Run #1	10.0 g	5.0 ml
Run #2		

## ABN Full List

CAS No.	Compound	Result	RL	MDL	Units	Q
65-85-0	Benzoic acid	ND	50000	45000	ug/kg	
95-57-8	2-Chlorophenol	ND	50000	34000	ug/kg	
59-50-7	4-Chloro-3-methyl phenol	ND	25000	21000	ug/kg	
120-83-2	2,4-Dichlorophenol	ND	25000	7000	ug/kg	
105-67-9	2,4-Dimethylphenol	ND	25000	7500	ug/kg	
51-28-5	2,4-Dinitrophenol	ND	130000	43000	ug/kg	
534-52-1	4,6-Dinitro-o-cresol	ND	100000	52000	ug/kg	
95-48-7	2-Methylphenol	ND	25000	8500	ug/kg	
	3&4-Methylphenol	ND	25000	7500	ug/kg	
88-75-5	2-Nitrophenol	ND	25000	6500	ug/kg	
100-02-7	4-Nitrophenol	ND	100000	62000	ug/kg	
87-86-5	Pentachlorophenol	ND	25000	21000	ug/kg	
108-95-2	Phenol	ND	100000	65000	ug/kg	
95-95-4	2,4,5-Trichlorophenol	ND	25000	6000	ug/kg	
88-06-2	2,4,6-Trichlorophenol	ND	25000	8000	ug/kg	
83-32-9	Acenaphthene	ND	50000	25000	ug/kg	
208-96-8	Acenaphthylene	ND	25000	10000	ug/kg	
62-53-3	Aniline	ND	25000	7000	ug/kg	
120-12-7	Anthracene	ND	25000	5000	ug/kg	
103-33-3	Azobenzene	ND	25000	8500	ug/kg	
92-87-5	Benzidine	ND	130000	37000	ug/kg	
56-55-3	Benzo(a)anthracene	ND	25000	3500	ug/kg	
50-32-8	Benzo(a)pyrene	ND	25000	4500	ug/kg	
205-99-2	Benzo(b)fluoranthene	ND	25000	3000	ug/kg	
191-24-2	Benzo(g,h,i)perylene	ND	25000	7500	ug/kg	
207-08-9	Benzo(k)fluoranthene	ND	25000	6000	ug/kg	
101-55-3	4-Bromophenyl phenyl ether	ND	25000	7500	ug/kg	
85-68-7	Butyl benzyl phthalate	ND	25000	5500	ug/kg	
100-51-6	Benzyl Alcohol	ND	50000	8000	ug/kg	
91-58-7	2-Chloronaphthalene	ND	25000	9000	ug/kg	
106-47-8	4-Chloroaniline	ND	25000	7000	ug/kg	
86-74-8	Carbazole	ND	25000	4000	ug/kg	

ND = Not detected MDL - Method Detection Limit

RL = Reporting Limit

E = Indicates value exceeds calibration range

J = Indicates an estimated value

B = Indicates analyte found in associated method blank

N = Indicates presumptive evidence of a compound

## Report of Analysis

<b>Client Sample ID:</b>	PQ 8-FILL	<b>Date Sampled:</b>	07/19/11
<b>Lab Sample ID:</b>	C17064-9	<b>Date Received:</b>	07/20/11
<b>Matrix:</b>	SO - Soil	<b>Percent Solids:</b>	n/a <sup>a</sup>
<b>Method:</b>	SW846 8270C SW846 3550B	<b>Project:</b> Romic Soil Investigation(Romic EPA) - 2081 Bay Road,East Palo Alto,CA	

## ABN Full List

CAS No.	Compound	Result	RL	MDL	Units	Q
218-01-9	Chrysene	ND	25000	5000	ug/kg	
111-91-1	bis(2-Chloroethoxy)methane	ND	25000	9000	ug/kg	
111-44-4	bis(2-Chloroethyl)ether	ND	25000	12000	ug/kg	
108-60-1	bis(2-Chloroisopropyl)ether	ND	25000	14000	ug/kg	
7005-72-3	4-Chlorophenyl phenyl ether	ND	25000	9500	ug/kg	
95-50-1	1,2-Dichlorobenzene	ND	25000	8000	ug/kg	
541-73-1	1,3-Dichlorobenzene	ND	25000	7500	ug/kg	
106-46-7	1,4-Dichlorobenzene	ND	25000	21000	ug/kg	
121-14-2	2,4-Dinitrotoluene	ND	25000	23000	ug/kg	
606-20-2	2,6-Dinitrotoluene	ND	50000	16000	ug/kg	
91-94-1	3,3'-Dichlorobenzidine	ND	130000	7000	ug/kg	
53-70-3	Dibenzo(a,h)anthracene	ND	25000	6500	ug/kg	
132-64-9	Dibenzofuran	ND	25000	8000	ug/kg	
122-39-4	Diphenylamine	ND	25000	6000	ug/kg	
84-74-2	Di-n-butyl phthalate	ND	25000	5000	ug/kg	
117-84-0	Di-n-octyl phthalate	ND	25000	6500	ug/kg	
84-66-2	Diethyl phthalate	ND	25000	8500	ug/kg	
131-11-3	Dimethyl phthalate	ND	25000	9000	ug/kg	
117-81-7	bis(2-Ethylhexyl)phthalate	17900	25000	11000	ug/kg	J
206-44-0	Fluoranthene	ND	25000	5000	ug/kg	
86-73-7	Fluorene	ND	25000	9000	ug/kg	
118-74-1	Hexachlorobenzene	ND	25000	6500	ug/kg	
87-68-3	Hexachlorobutadiene	ND	25000	9500	ug/kg	
77-47-4	Hexachlorocyclopentadiene	ND	25000	7000	ug/kg	
67-72-1	Hexachloroethane	ND	25000	8000	ug/kg	
193-39-5	Indeno(1,2,3-cd)pyrene	ND	25000	7000	ug/kg	
78-59-1	Isophorone	ND	25000	8500	ug/kg	
90-12-0	1-Methylnaphthalene	ND	25000	8000	ug/kg	
91-57-6	2-Methylnaphthalene	ND	25000	8000	ug/kg	
88-74-4	2-Nitroaniline	ND	25000	6000	ug/kg	
99-09-2	3-Nitroaniline	ND	25000	6000	ug/kg	
100-01-6	4-Nitroaniline	ND	25000	15000	ug/kg	
91-20-3	Naphthalene	ND	25000	8500	ug/kg	
98-95-3	Nitrobenzene	ND	25000	8000	ug/kg	
62-75-9	N-Nitrosodimethylamine	ND	250000	110000	ug/kg	
621-64-7	N-Nitroso-di-n-propylamine	ND	50000	28000	ug/kg	
85-01-8	Phenanthrene	ND	25000	5500	ug/kg	
129-00-0	Pyrene	ND	50000	34000	ug/kg	
110-86-1	Pyridine	ND	100000	11000	ug/kg	
120-82-1	1,2,4-Trichlorobenzene	ND	25000	17000	ug/kg	

ND = Not detected MDL - Method Detection Limit

RL = Reporting Limit

E = Indicates value exceeds calibration range

J = Indicates an estimated value

B = Indicates analyte found in associated method blank

N = Indicates presumptive evidence of a compound

## Report of Analysis

<b>Client Sample ID:</b>	PQ 8-FILL		<b>Date Sampled:</b>	07/19/11
<b>Lab Sample ID:</b>	C17064-9		<b>Date Received:</b>	07/20/11
<b>Matrix:</b>	SO - Soil		<b>Percent Solids:</b>	n/a <sup>a</sup>
<b>Method:</b>	SW846 8270C SW846 3550B			
<b>Project:</b>	Romic Soil Investigation(Romic EPA) - 2081 Bay Road, East Palo Alto, CA			

## ABN Full List

CAS No.	Surrogate Recoveries	Run# 1	Run# 2	Limits
367-12-4	2-Fluorophenol	45%		20-100%
4165-62-2	Phenol-d5	46%		20-100%
118-79-6	2,4,6-Tribromophenol	65%		30-100%
4165-60-0	Nitrobenzene-d5	47%		20-100%
321-60-8	2-Fluorobiphenyl	54%		20-106%
1718-51-0	Terphenyl-d14	89%		55-130%

(a) All results reported on wet weight basis.

(b) Dilution required due to matrix interference; extract was viscous and non-target Hydrocarbons.

ND = Not detected      MDL - Method Detection Limit  
 RL = Reporting Limit  
 E = Indicates value exceeds calibration range

J = Indicates an estimated value  
 B = Indicates analyte found in associated method blank  
 N = Indicates presumptive evidence of a compound



## Report of Analysis

<b>Client Sample ID:</b> PQ 8-FILL		<b>Date Sampled:</b> 07/19/11
<b>Lab Sample ID:</b> C17064-9		<b>Date Received:</b> 07/20/11
<b>Matrix:</b> SO - Soil		<b>Percent Solids:</b> n/a <sup>a</sup>
<b>Method:</b> SW846 8015B		
<b>Project:</b> Romic Soil Investigation(Romic EPA) - 2081 Bay Road, East Palo Alto, CA		

Run #	File ID	DF	Analyzed	By	Prep Date	Prep Batch	Analytical Batch
Run #1	JK21523.D	1	08/02/11	TT	n/a	n/a	GJK888
Run #2							

Run #	Initial Weight
Run #1	5.12 g
Run #2	

### TPH Volatiles

CAS No.	Compound	Result	RL	MDL	Units	Q
	TPH-GRO (C6-C10)	ND	0.098	0.049	mg/kg	

CAS No.	Surrogate Recoveries	Run# 1	Run# 2	Limits
98-08-8	aaa-Trifluorotoluene	87%		60-157%

(a) All results reported on wet weight basis.

ND = Not detected      MDL - Method Detection Limit  
 RL = Reporting Limit  
 E = Indicates value exceeds calibration range

J = Indicates an estimated value  
 B = Indicates analyte found in associated method blank  
 N = Indicates presumptive evidence of a compound

## Report of Analysis

<b>Client Sample ID:</b>	PQ 8-FILL		<b>Date Sampled:</b>	07/19/11
<b>Lab Sample ID:</b>	C17064-9		<b>Date Received:</b>	07/20/11
<b>Matrix:</b>	SO - Soil		<b>Percent Solids:</b>	n/a <sup>a</sup>
<b>Method:</b>	SW846 8081A SW846 3545A		<b>Project:</b> Romic Soil Investigation(Romic EPA) - 2081 Bay Road, East Palo Alto, CA	

Run #	File ID	DF	Analyzed	By	Prep Date	Prep Batch	Analytical Batch
Run #1 <sup>b</sup>	OO22816.D	100	07/28/11	RV	07/22/11	OP4280	G00729
Run #2							

Run #	Initial Weight	Final Volume
Run #1	10.3 g	10.0 ml
Run #2		

## Pesticide PPL List

CAS No.	Compound	Result	RL	MDL	Units	Q
309-00-2	Aldrin	ND	2400	970	ug/kg	
319-84-6	alpha-BHC	ND	2400	1100	ug/kg	
319-85-7	beta-BHC	ND	2400	340	ug/kg	
319-86-8	delta-BHC	ND	2400	340	ug/kg	
58-89-9	gamma-BHC (Lindane)	ND	2400	730	ug/kg	
12789-03-6	Chlordane	ND	9700	9700	ug/kg	
60-57-1	Dieldrin	ND	2400	290	ug/kg	
72-54-8	4,4' -DDD	ND	2400	340	ug/kg	
72-55-9	4,4' -DDE	ND	2400	290	ug/kg	
50-29-3	4,4' -DDT	ND	2400	290	ug/kg	
72-20-8	Endrin	ND	2400	290	ug/kg	
7421-93-4	Endrin aldehyde	ND	2400	580	ug/kg	
959-98-8	Endosulfan-I	ND	2400	340	ug/kg	
33213-65-9	Endosulfan-II	ND	2400	340	ug/kg	
1031-07-8	Endosulfan sulfate	ND	2400	780	ug/kg	
76-44-8	Heptachlor	ND	2400	580	ug/kg	
1024-57-3	Heptachlor epoxide	ND	2400	390	ug/kg	
72-43-5	Methoxychlor	ND	2400	340	ug/kg	
8001-35-2	Toxaphene	ND	9700	9700	ug/kg	

CAS No.	Surrogate Recoveries	Run# 1	Run# 2	Limits
877-09-8	Tetrachloro-m-xylene	54%		35-132%
877-09-8	Tetrachloro-m-xylene	92%		35-132%
2051-24-3	Decachlorobiphenyl	76%		35-132%
2051-24-3	Decachlorobiphenyl	62%		35-132%

(a) All results reported on wet weight basis.

(b) Reporting limits raised due to high concentration of non-target compounds (hydrocarbons).

ND = Not detected MDL - Method Detection Limit

RL = Reporting Limit

E = Indicates value exceeds calibration range

J = Indicates an estimated value

B = Indicates analyte found in associated method blank

N = Indicates presumptive evidence of a compound

## Report of Analysis

<b>Client Sample ID:</b>	PQ 8-FILL	<b>Date Sampled:</b>	07/19/11
<b>Lab Sample ID:</b>	C17064-9	<b>Date Received:</b>	07/20/11
<b>Matrix:</b>	SO - Soil	<b>Percent Solids:</b>	n/a <sup>a</sup>
<b>Method:</b>	SW846 8082 SW846 3545A	<b>Project:</b> Romic Soil Investigation(Romic EPA) - 2081 Bay Road, East Palo Alto, CA	

Run #	File ID	DF	Analyzed	By	Prep Date	Prep Batch	Analytical Batch
Run #1	PP20311.D	1	07/22/11	RV	07/22/11	OP4281	GPP689
Run #2							

Run #	Initial Weight	Final Volume
Run #1	10.3 g	10.0 ml
Run #2		

## PCB List

CAS No.	Compound	Result	RL	MDL	Units	Q
12674-11-2	Aroclor 1016	ND	97	17	ug/kg	
11104-28-2	Aroclor 1221	ND	97	49	ug/kg	
11141-16-5	Aroclor 1232	ND	97	49	ug/kg	
53469-21-9	Aroclor 1242	ND	97	49	ug/kg	
12672-29-6	Aroclor 1248	ND	97	49	ug/kg	
11097-69-1	Aroclor 1254	ND	97	49	ug/kg	
11096-82-5	Aroclor 1260	ND	97	19	ug/kg	

CAS No.	Surrogate Recoveries	Run# 1	Run# 2	Limits
877-09-8	Tetrachloro-m-xylene	57%		45-108%
877-09-8	Tetrachloro-m-xylene	46%		45-108%
2051-24-3	Decachlorobiphenyl	74%		54-121%
2051-24-3	Decachlorobiphenyl	38% <sup>b</sup>		54-121%

(a) All results reported on wet weight basis.

(b) Outside control limits due to matrix interference.

ND = Not detected      MDL - Method Detection Limit  
 RL = Reporting Limit  
 E = Indicates value exceeds calibration range

J = Indicates an estimated value  
 B = Indicates analyte found in associated method blank  
 N = Indicates presumptive evidence of a compound

### Report of Analysis

<b>Client Sample ID:</b> PQ 8-FILL		
<b>Lab Sample ID:</b> C17064-9		<b>Date Sampled:</b> 07/19/11
<b>Matrix:</b> SO - Soil		<b>Date Received:</b> 07/20/11
<b>Method:</b> SW846 8015B M SW846 3545A		<b>Percent Solids:</b> n/a <sup>a</sup>
<b>Project:</b> Romic Soil Investigation(Romic EPA) - 2081 Bay Road, East Palo Alto, CA		

Run #	File ID	DF	Analyzed	By	Prep Date	Prep Batch	Analytical Batch
Run #1	HH15424.D	1	07/24/11	JH	07/21/11	OP4276	GHH528
Run #2							

Run #	Initial Weight	Final Volume
Run #1	10.0 g	1.0 ml
Run #2		

**TPH Extractable w/ Silica Gel Cleanup**

CAS No.	Compound	Result	RL	MDL	Units	Q
	TPH (C10-C28)	133	10	5.0	mg/kg	
	TPH (> C28-C40)	159	20	10	mg/kg	

CAS No.	Surrogate Recoveries	Run# 1	Run# 2	Limits
630-01-3	Hexacosane	58%		45-140%

(a) All results reported on wet weight basis.

ND = Not detected      MDL - Method Detection Limit      J = Indicates an estimated value  
 RL = Reporting Limit      B = Indicates analyte found in associated method blank  
 E = Indicates value exceeds calibration range      N = Indicates presumptive evidence of a compound

## Report of Analysis

<b>Client Sample ID:</b> PQ 8-FILL	<b>Date Sampled:</b> 07/19/11
<b>Lab Sample ID:</b> C17064-9	<b>Date Received:</b> 07/20/11
<b>Matrix:</b> SO - Soil	<b>Percent Solids:</b> n/a <sup>a</sup>
<b>Project:</b> Romic Soil Investigation(Romic EPA) - 2081 Bay Road,East Palo Alto,CA	

## Metals Analysis

Analyte	Result	RL	Units	DF	Prep	Analyzed By	Method	Prep Method
Antimony	< 1.8	1.8	mg/kg	1	07/21/11	07/23/11 DQ	SW846 6010B <sup>2</sup>	SW846 3050B <sup>5</sup>
Arsenic	< 1.8	1.8	mg/kg	1	07/21/11	07/23/11 DQ	SW846 6010B <sup>2</sup>	SW846 3050B <sup>5</sup>
Barium	19.2	18	mg/kg	1	07/21/11	07/23/11 DQ	SW846 6010B <sup>2</sup>	SW846 3050B <sup>5</sup>
Beryllium	< 0.92	0.92	mg/kg	1	07/21/11	07/23/11 DQ	SW846 6010B <sup>2</sup>	SW846 3050B <sup>5</sup>
Cadmium	< 0.92	0.92	mg/kg	1	07/21/11	07/26/11 RS	SW846 6010B <sup>3</sup>	SW846 3050B <sup>5</sup>
Chromium	4.6	0.92	mg/kg	1	07/21/11	07/23/11 DQ	SW846 6010B <sup>2</sup>	SW846 3050B <sup>5</sup>
Cobalt	< 0.92	0.92	mg/kg	1	07/21/11	07/23/11 DQ	SW846 6010B <sup>2</sup>	SW846 3050B <sup>5</sup>
Copper	3.1	2.3	mg/kg	1	07/21/11	07/26/11 RS	SW846 6010B <sup>3</sup>	SW846 3050B <sup>5</sup>
Lead	3.6	1.8	mg/kg	1	07/21/11	07/23/11 DQ	SW846 6010B <sup>2</sup>	SW846 3050B <sup>5</sup>
Mercury	< 0.037	0.037	mg/kg	1	07/21/11	07/22/11 RW	SW846 7471A <sup>1</sup>	SW846 7471A <sup>6</sup>
Molybdenum	< 1.8	1.8	mg/kg	1	07/21/11	07/23/11 DQ	SW846 6010B <sup>2</sup>	SW846 3050B <sup>5</sup>
Nickel	3.6	0.92	mg/kg	1	07/21/11	07/23/11 DQ	SW846 6010B <sup>2</sup>	SW846 3050B <sup>5</sup>
Selenium	< 1.8	1.8	mg/kg	1	07/21/11	07/23/11 DQ	SW846 6010B <sup>2</sup>	SW846 3050B <sup>5</sup>
Silver	< 0.92	0.92	mg/kg	1	07/21/11	07/23/11 DQ	SW846 6010B <sup>2</sup>	SW846 3050B <sup>5</sup>
Thallium	< 1.8	1.8	mg/kg	1	07/21/11	07/23/11 DQ	SW846 6010B <sup>2</sup>	SW846 3050B <sup>5</sup>
Vanadium	3.7	0.92	mg/kg	1	07/21/11	07/23/11 DQ	SW846 6010B <sup>2</sup>	SW846 3050B <sup>5</sup>
Zinc <sup>b</sup>	587	5.7	mg/kg	3	07/26/11	07/29/11 PH	SW846 6010B <sup>4</sup>	SW846 3050B <sup>7</sup>

- (1) Instrument QC Batch: MA1999  
(2) Instrument QC Batch: MA2000  
(3) Instrument QC Batch: MA2003  
(4) Instrument QC Batch: MA2019  
(5) Prep QC Batch: MP3746  
(6) Prep QC Batch: MP3751  
(7) Prep QC Batch: MP3769

- (a) All results reported on wet weight basis.  
(b) Inconsistent results on reprep data indicate possible soil nonhomogeneity.

RL = Reporting Limit

## Report of Analysis

<b>Client Sample ID:</b>	PQ 8-1.3	<b>Date Sampled:</b>	07/19/11
<b>Lab Sample ID:</b>	C17064-10	<b>Date Received:</b>	07/20/11
<b>Matrix:</b>	SO - Soil	<b>Percent Solids:</b>	n/a
<b>Method:</b>	SW846 8260B	<b>Project:</b> Romic Soil Investigation(Romic EPA) - 2081 Bay Road, East Palo Alto, CA	

Run #	File ID	DF	Analyzed	By	Prep Date	Prep Batch	Analytical Batch
Run #1 <sup>a</sup>	F051164.D	1	08/02/11	AFL	n/a	n/a	F:VF1549
Run #2							

Run #	Initial Weight	Final Volume	Methanol Aliquot
Run #1	6.78 g	5.0 ml	100 ul
Run #2			

## VOA 8260 List

CAS No.	Compound	Result	RL	MDL	Units	Q
67-64-1	Acetone <sup>b</sup>	ND	1800	740	ug/kg	
71-43-2	Benzene	ND	180	55	ug/kg	
108-86-1	Bromobenzene	ND	180	52	ug/kg	
74-97-5	Bromochloromethane	ND	180	52	ug/kg	
75-27-4	Bromodichloromethane	ND	180	41	ug/kg	
75-25-2	Bromoform	ND	180	55	ug/kg	
104-51-8	n-Butylbenzene	ND	180	48	ug/kg	
135-98-8	sec-Butylbenzene	ND	180	59	ug/kg	
98-06-6	tert-Butylbenzene	ND	180	44	ug/kg	
108-90-7	Chlorobenzene	ND	180	37	ug/kg	
75-00-3	Chloroethane	ND	180	74	ug/kg	
67-66-3	Chloroform	ND	180	44	ug/kg	
95-49-8	o-Chlorotoluene	161	180	44	ug/kg	J
106-43-4	p-Chlorotoluene	ND	180	44	ug/kg	
56-23-5	Carbon tetrachloride	ND	180	66	ug/kg	
75-34-3	1,1-Dichloroethane	ND	180	41	ug/kg	
75-35-4	1,1-Dichloroethylene	ND	180	52	ug/kg	
563-58-6	1,1-Dichloropropene	ND	180	48	ug/kg	
96-12-8	1,2-Dibromo-3-chloropropane	ND	180	85	ug/kg	
106-93-4	1,2-Dibromoethane	ND	180	37	ug/kg	
107-06-2	1,2-Dichloroethane	ND	180	37	ug/kg	
78-87-5	1,2-Dichloropropane	ND	180	44	ug/kg	
142-28-9	1,3-Dichloropropane	ND	180	37	ug/kg	
108-20-3	Di-Isopropyl ether	ND	180	37	ug/kg	
594-20-7	2,2-Dichloropropane	ND	180	52	ug/kg	
124-48-1	Dibromochloromethane	ND	180	37	ug/kg	
75-71-8	Dichlorodifluoromethane <sup>c</sup>	ND	180	55	ug/kg	
156-59-2	cis-1,2-Dichloroethylene	ND	180	55	ug/kg	
10061-01-5	cis-1,3-Dichloropropene	ND	180	37	ug/kg	
541-73-1	m-Dichlorobenzene	ND	180	44	ug/kg	
95-50-1	o-Dichlorobenzene	ND	180	41	ug/kg	
106-46-7	p-Dichlorobenzene	ND	180	41	ug/kg	

ND = Not detected MDL - Method Detection Limit

RL = Reporting Limit

E = Indicates value exceeds calibration range

J = Indicates an estimated value

B = Indicates analyte found in associated method blank

N = Indicates presumptive evidence of a compound

## Report of Analysis

<b>Client Sample ID:</b>	PQ 8-1.3	<b>Date Sampled:</b>	07/19/11
<b>Lab Sample ID:</b>	C17064-10	<b>Date Received:</b>	07/20/11
<b>Matrix:</b>	SO - Soil	<b>Percent Solids:</b>	n/a
<b>Method:</b>	SW846 8260B	<b>Project:</b> Romic Soil Investigation(Romic EPA) - 2081 Bay Road,East Palo Alto,CA	

## VOA 8260 List

CAS No.	Compound	Result	RL	MDL	Units	Q
156-60-5	trans-1,2-Dichloroethylene	ND	180	55	ug/kg	
10061-02-6	trans-1,3-Dichloropropene	ND	180	41	ug/kg	
100-41-4	Ethylbenzene	333	180	37	ug/kg	
637-92-3	Ethyl tert-Butyl Ether	ND	180	48	ug/kg	
591-78-6	2-Hexanone	ND	920	200	ug/kg	
87-68-3	Hexachlorobutadiene	ND	180	74	ug/kg	
98-82-8	Isopropylbenzene	94.0	180	41	ug/kg	J
99-87-6	p-Isopropyltoluene	ND	180	44	ug/kg	
108-10-1	4-Methyl-2-pentanone	ND	920	200	ug/kg	
74-83-9	Methyl bromide	ND	180	74	ug/kg	
74-87-3	Methyl chloride	ND	180	74	ug/kg	
74-95-3	Methylene bromide	ND	180	55	ug/kg	
75-09-2	Methylene chloride	ND	370	170	ug/kg	
78-93-3	Methyl ethyl ketone	ND	920	220	ug/kg	
1634-04-4	Methyl Tert Butyl Ether	ND	180	74	ug/kg	
91-20-3	Naphthalene	ND	180	74	ug/kg	
103-65-1	n-Propylbenzene	112	180	52	ug/kg	J
100-42-5	Styrene	ND	180	96	ug/kg	
994-05-8	Tert-Amyl Methyl Ether	ND	180	48	ug/kg	
75-65-0	Tert Butyl Alcohol	ND	1800	740	ug/kg	
630-20-6	1,1,1,2-Tetrachloroethane	ND	180	37	ug/kg	
71-55-6	1,1,1-Trichloroethane	ND	180	41	ug/kg	
79-34-5	1,1,2,2-Tetrachloroethane	ND	180	44	ug/kg	
79-00-5	1,1,2-Trichloroethane	ND	180	41	ug/kg	
87-61-6	1,2,3-Trichlorobenzene	ND	180	37	ug/kg	
96-18-4	1,2,3-Trichloropropane	ND	180	63	ug/kg	
120-82-1	1,2,4-Trichlorobenzene	ND	180	44	ug/kg	
95-63-6	1,2,4-Trimethylbenzene	679	180	41	ug/kg	
108-67-8	1,3,5-Trimethylbenzene	288	180	48	ug/kg	
127-18-4	Tetrachloroethylene	ND	180	37	ug/kg	
108-88-3	Toluene	118	180	44	ug/kg	J
79-01-6	Trichloroethylene	ND	180	44	ug/kg	
75-69-4	Trichlorofluoromethane	ND	180	74	ug/kg	
75-01-4	Vinyl chloride	ND	180	55	ug/kg	
1330-20-7	Xylene (total)	1720	550	120	ug/kg	

CAS No.	Surrogate Recoveries	Run# 1	Run# 2	Limits
1868-53-7	Dibromofluoromethane	110%		80-121%
2037-26-5	Toluene-D8	98%		71-130%

ND = Not detected MDL - Method Detection Limit

RL = Reporting Limit

E = Indicates value exceeds calibration range

J = Indicates an estimated value

B = Indicates analyte found in associated method blank

N = Indicates presumptive evidence of a compound

**Report of Analysis**

<b>Client Sample ID:</b>	PQ 8-1.3	<b>Date Sampled:</b>	07/19/11
<b>Lab Sample ID:</b>	C17064-10	<b>Date Received:</b>	07/20/11
<b>Matrix:</b>	SO - Soil	<b>Percent Solids:</b>	n/a
<b>Method:</b>	SW846 8260B	<b>Project:</b> Romic Soil Investigation(Romic EPA) - 2081 Bay Road,East Palo Alto,CA	

**VOA 8260 List**

CAS No.	Surrogate Recoveries	Run# 1	Run# 2	Limits
460-00-4	4-Bromofluorobenzene	103%		59-148%
17060-07-0	1,2-Dichloroethane-D4	112%		77-123%

- (a) Pre-weighed vials were altered in the field; sample weights are estimated. Analysis performed at Accutest Laboratories, Orlando FL.
- (b) ICV and BS outside of control limits.
- (c) Associated BS recovery outside control limits.

ND = Not detected      MDL - Method Detection Limit  
 RL = Reporting Limit  
 E = Indicates value exceeds calibration range

J = Indicates an estimated value  
 B = Indicates analyte found in associated method blank  
 N = Indicates presumptive evidence of a compound



## Report of Analysis

<b>Client Sample ID:</b>	PQ 8-3.8	<b>Date Sampled:</b>	07/19/11
<b>Lab Sample ID:</b>	C17064-11	<b>Date Received:</b>	07/20/11
<b>Matrix:</b>	SO - Soil	<b>Percent Solids:</b>	n/a
<b>Method:</b>	SW846 8260B	<b>Project:</b> Romic Soil Investigation(Romic EPA) - 2081 Bay Road, East Palo Alto, CA	

Run #	File ID	DF	Analyzed	By	Prep Date	Prep Batch	Analytical Batch
Run #1 <sup>a</sup>	F051113.D	1	07/30/11	AFL	n/a	n/a	F:VF1547
Run #2							

Run #	Initial Weight	Final Volume	Methanol Aliquot
Run #1	6.65 g	5.0 ml	20.0 ul
Run #2			

## VOA 8260 List

CAS No.	Compound	Result	RL	MDL	Units	Q
67-64-1	Acetone <sup>b</sup>	ND	9400	3800	ug/kg	
71-43-2	Benzene	ND	940	280	ug/kg	
108-86-1	Bromobenzene	ND	940	260	ug/kg	
74-97-5	Bromochloromethane	ND	940	260	ug/kg	
75-27-4	Bromodichloromethane	ND	940	210	ug/kg	
75-25-2	Bromoform	ND	940	280	ug/kg	
104-51-8	n-Butylbenzene	ND	940	240	ug/kg	
135-98-8	sec-Butylbenzene	ND	940	300	ug/kg	
98-06-6	tert-Butylbenzene	ND	940	230	ug/kg	
108-90-7	Chlorobenzene	ND	940	190	ug/kg	
75-00-3	Chloroethane	ND	940	380	ug/kg	
67-66-3	Chloroform	ND	940	230	ug/kg	
95-49-8	o-Chlorotoluene	ND	940	230	ug/kg	
106-43-4	p-Chlorotoluene	ND	940	230	ug/kg	
56-23-5	Carbon tetrachloride	ND	940	340	ug/kg	
75-34-3	1,1-Dichloroethane	2350	940	210	ug/kg	
75-35-4	1,1-Dichloroethylene	ND	940	260	ug/kg	
563-58-6	1,1-Dichloropropene	ND	940	240	ug/kg	
96-12-8	1,2-Dibromo-3-chloropropane	ND	940	430	ug/kg	
106-93-4	1,2-Dibromoethane	ND	940	190	ug/kg	
107-06-2	1,2-Dichloroethane	ND	940	190	ug/kg	
78-87-5	1,2-Dichloropropane	ND	940	230	ug/kg	
142-28-9	1,3-Dichloropropane	ND	940	190	ug/kg	
108-20-3	Di-Isopropyl ether	ND	940	190	ug/kg	
594-20-7	2,2-Dichloropropane	ND	940	260	ug/kg	
124-48-1	Dibromochloromethane	ND	940	190	ug/kg	
75-71-8	Dichlorodifluoromethane	ND	940	280	ug/kg	
156-59-2	cis-1,2-Dichloroethylene	2470	940	280	ug/kg	
10061-01-5	cis-1,3-Dichloropropene	ND	940	190	ug/kg	
541-73-1	m-Dichlorobenzene	ND	940	230	ug/kg	
95-50-1	o-Dichlorobenzene	ND	940	210	ug/kg	
106-46-7	p-Dichlorobenzene	ND	940	210	ug/kg	

ND = Not detected MDL - Method Detection Limit

RL = Reporting Limit

E = Indicates value exceeds calibration range

J = Indicates an estimated value

B = Indicates analyte found in associated method blank

N = Indicates presumptive evidence of a compound

## Report of Analysis

<b>Client Sample ID:</b>	PQ 8-3.8	<b>Date Sampled:</b>	07/19/11
<b>Lab Sample ID:</b>	C17064-11	<b>Date Received:</b>	07/20/11
<b>Matrix:</b>	SO - Soil	<b>Percent Solids:</b>	n/a
<b>Method:</b>	SW846 8260B	<b>Project:</b> Romic Soil Investigation(Romic EPA) - 2081 Bay Road,East Palo Alto,CA	

## VOA 8260 List

CAS No.	Compound	Result	RL	MDL	Units	Q
156-60-5	trans-1,2-Dichloroethylene	ND	940	280	ug/kg	
10061-02-6	trans-1,3-Dichloropropene	ND	940	210	ug/kg	
100-41-4	Ethylbenzene	4970	940	190	ug/kg	
637-92-3	Ethyl tert-Butyl Ether	ND	940	240	ug/kg	
591-78-6	2-Hexanone	ND	4700	1000	ug/kg	
87-68-3	Hexachlorobutadiene	ND	940	380	ug/kg	
98-82-8	Isopropylbenzene	ND	940	210	ug/kg	
99-87-6	p-Isopropyltoluene	ND	940	230	ug/kg	
108-10-1	4-Methyl-2-pentanone	1220	4700	1000	ug/kg	J
74-83-9	Methyl bromide	ND	940	380	ug/kg	
74-87-3	Methyl chloride	ND	940	380	ug/kg	
74-95-3	Methylene bromide	ND	940	280	ug/kg	
75-09-2	Methylene chloride	1050	1900	860	ug/kg	J
78-93-3	Methyl ethyl ketone <sup>c</sup>	1240	4700	1100	ug/kg	J
1634-04-4	Methyl Tert Butyl Ether	ND	940	380	ug/kg	
91-20-3	Naphthalene	ND	940	380	ug/kg	
103-65-1	n-Propylbenzene	ND	940	260	ug/kg	
100-42-5	Styrene	ND	940	490	ug/kg	
994-05-8	Tert-Amyl Methyl Ether	ND	940	240	ug/kg	
75-65-0	Tert Butyl Alcohol	ND	9400	3800	ug/kg	
630-20-6	1,1,1,2-Tetrachloroethane	ND	940	190	ug/kg	
71-55-6	1,1,1-Trichloroethane	ND	940	210	ug/kg	
79-34-5	1,1,2,2-Tetrachloroethane	ND	940	230	ug/kg	
79-00-5	1,1,2-Trichloroethane	ND	940	210	ug/kg	
87-61-6	1,2,3-Trichlorobenzene	ND	940	190	ug/kg	
96-18-4	1,2,3-Trichloropropane	ND	940	320	ug/kg	
120-82-1	1,2,4-Trichlorobenzene	ND	940	230	ug/kg	
95-63-6	1,2,4-Trimethylbenzene	1140	940	210	ug/kg	
108-67-8	1,3,5-Trimethylbenzene	300	940	240	ug/kg	J
127-18-4	Tetrachloroethylene	ND	940	190	ug/kg	
108-88-3	Toluene	21300	940	230	ug/kg	
79-01-6	Trichloroethylene	ND	940	230	ug/kg	
75-69-4	Trichlorofluoromethane	ND	940	380	ug/kg	
75-01-4	Vinyl chloride	ND	940	280	ug/kg	
1330-20-7	Xylene (total)	22200	2800	600	ug/kg	

CAS No.	Surrogate Recoveries	Run# 1	Run# 2	Limits
1868-53-7	Dibromofluoromethane	100%		80-121%
2037-26-5	Toluene-D8	97%		71-130%

ND = Not detected MDL - Method Detection Limit

RL = Reporting Limit

E = Indicates value exceeds calibration range

J = Indicates an estimated value

B = Indicates analyte found in associated method blank

N = Indicates presumptive evidence of a compound

**Report of Analysis**

<b>Client Sample ID:</b>	PQ 8-3.8	<b>Date Sampled:</b>	07/19/11
<b>Lab Sample ID:</b>	C17064-11	<b>Date Received:</b>	07/20/11
<b>Matrix:</b>	SO - Soil	<b>Percent Solids:</b>	n/a
<b>Method:</b>	SW846 8260B	<b>Project:</b> Romic Soil Investigation(Romic EPA) - 2081 Bay Road,East Palo Alto,CA	

**VOA 8260 List**

CAS No.	Surrogate Recoveries	Run# 1	Run# 2	Limits
460-00-4	4-Bromofluorobenzene	102%		59-148%
17060-07-0	1,2-Dichloroethane-D4	102%		77-123%

- (a) Pre-weighed vials were altered in the field; sample weights are estimated. Analysis performed at Accutest Laboratories, Orlando FL.
- (b) ICV and BS outside of control limits.
- (c) Associated BS recovery outside control limits.

ND = Not detected      MDL - Method Detection Limit  
 RL = Reporting Limit  
 E = Indicates value exceeds calibration range

J = Indicates an estimated value  
 B = Indicates analyte found in associated method blank  
 N = Indicates presumptive evidence of a compound

## Report of Analysis

<b>Client Sample ID:</b>	PQ 8-6.8	<b>Date Sampled:</b>	07/19/11
<b>Lab Sample ID:</b>	C17064-12	<b>Date Received:</b>	07/20/11
<b>Matrix:</b>	SO - Soil	<b>Percent Solids:</b>	n/a
<b>Method:</b>	SW846 8260B	<b>Project:</b> Romic Soil Investigation(Romic EPA) - 2081 Bay Road, East Palo Alto, CA	

Run #	File ID	DF	Analyzed	By	Prep Date	Prep Batch	Analytical Batch
Run #1 <sup>a</sup>	F051166.D	1	08/02/11	AFL	n/a	n/a	F:VF1549
Run #2							

Run #	Initial Weight
Run #1	6.93 g
Run #2	

## VOA 8260 List

CAS No.	Compound	Result	RL	MDL	Units	Q
67-64-1	Acetone <sup>b</sup>	22.9	36	14	ug/kg	J
71-43-2	Benzene	8.1	3.6	1.1	ug/kg	
108-86-1	Bromobenzene	ND	3.6	1.0	ug/kg	
74-97-5	Bromochloromethane	ND	3.6	1.0	ug/kg	
75-27-4	Bromodichloromethane	ND	3.6	0.79	ug/kg	
75-25-2	Bromoform	ND	3.6	1.1	ug/kg	
104-51-8	n-Butylbenzene	ND	3.6	0.94	ug/kg	
135-98-8	sec-Butylbenzene	1.3	3.6	1.2	ug/kg	J
98-06-6	tert-Butylbenzene	2.1	3.6	0.87	ug/kg	J
108-90-7	Chlorobenzene	11.8	3.6	0.72	ug/kg	
75-00-3	Chloroethane	10	3.6	1.4	ug/kg	
67-66-3	Chloroform	ND	3.6	0.87	ug/kg	
95-49-8	o-Chlorotoluene	ND	3.6	0.87	ug/kg	
106-43-4	p-Chlorotoluene	ND	3.6	0.87	ug/kg	
56-23-5	Carbon tetrachloride	ND	3.6	1.3	ug/kg	
75-34-3	1,1-Dichloroethane	3.5	3.6	0.79	ug/kg	J
75-35-4	1,1-Dichloroethylene	ND	3.6	1.0	ug/kg	
563-58-6	1,1-Dichloropropene	ND	3.6	0.94	ug/kg	
96-12-8	1,2-Dibromo-3-chloropropane	ND	3.6	1.7	ug/kg	
106-93-4	1,2-Dibromoethane	ND	3.6	0.72	ug/kg	
107-06-2	1,2-Dichloroethane	ND	3.6	0.72	ug/kg	
78-87-5	1,2-Dichloropropane	ND	3.6	0.87	ug/kg	
142-28-9	1,3-Dichloropropane	ND	3.6	0.72	ug/kg	
108-20-3	Di-Isopropyl ether	ND	3.6	0.72	ug/kg	
594-20-7	2,2-Dichloropropane	ND	3.6	1.0	ug/kg	
124-48-1	Dibromochloromethane	ND	3.6	0.72	ug/kg	
75-71-8	Dichlorodifluoromethane <sup>c</sup>	ND	3.6	1.1	ug/kg	
156-59-2	cis-1,2-Dichloroethylene	2.6	3.6	1.1	ug/kg	J
10061-01-5	cis-1,3-Dichloropropene	ND	3.6	0.72	ug/kg	
541-73-1	m-Dichlorobenzene	ND	3.6	0.87	ug/kg	
95-50-1	o-Dichlorobenzene	10.3	3.6	0.79	ug/kg	
106-46-7	p-Dichlorobenzene	1.8	3.6	0.79	ug/kg	J

ND = Not detected MDL - Method Detection Limit

RL = Reporting Limit

E = Indicates value exceeds calibration range

J = Indicates an estimated value

B = Indicates analyte found in associated method blank

N = Indicates presumptive evidence of a compound

## Report of Analysis

<b>Client Sample ID:</b>	PQ 8-6.8	<b>Date Sampled:</b>	07/19/11
<b>Lab Sample ID:</b>	C17064-12	<b>Date Received:</b>	07/20/11
<b>Matrix:</b>	SO - Soil	<b>Percent Solids:</b>	n/a
<b>Method:</b>	SW846 8260B	<b>Project:</b> Romc Soil Investigation(Romc EPA) - 2081 Bay Road,East Palo Alto,CA	

## VOA 8260 List

CAS No.	Compound	Result	RL	MDL	Units	Q
156-60-5	trans-1,2-Dichloroethylene	2.2	3.6	1.1	ug/kg	J
10061-02-6	trans-1,3-Dichloropropene	ND	3.6	0.79	ug/kg	
100-41-4	Ethylbenzene	45.1	3.6	0.72	ug/kg	
637-92-3	Ethyl tert-Butyl Ether	ND	3.6	0.94	ug/kg	
591-78-6	2-Hexanone	ND	18	3.9	ug/kg	
87-68-3	Hexachlorobutadiene	ND	3.6	1.4	ug/kg	
98-82-8	Isopropylbenzene	2.9	3.6	0.79	ug/kg	J
99-87-6	p-Isopropyltoluene	ND	3.6	0.87	ug/kg	
108-10-1	4-Methyl-2-pentanone	ND	18	4.0	ug/kg	
74-83-9	Methyl bromide	ND	3.6	1.4	ug/kg	
74-87-3	Methyl chloride	ND	3.6	1.4	ug/kg	
74-95-3	Methylene bromide	ND	3.6	1.1	ug/kg	
75-09-2	Methylene chloride	ND	7.2	3.3	ug/kg	
78-93-3	Methyl ethyl ketone	5.6	18	4.4	ug/kg	J
1634-04-4	Methyl Tert Butyl Ether	2.1	3.6	1.4	ug/kg	J
91-20-3	Naphthalene	ND	3.6	1.4	ug/kg	
103-65-1	n-Propylbenzene	2.6	3.6	1.0	ug/kg	J
100-42-5	Styrene	ND	3.6	1.9	ug/kg	
994-05-8	Tert-Amyl Methyl Ether	ND	3.6	0.94	ug/kg	
75-65-0	Tert Butyl Alcohol	56.1	36	14	ug/kg	
630-20-6	1,1,1,2-Tetrachloroethane	ND	3.6	0.72	ug/kg	
71-55-6	1,1,1-Trichloroethane	1.6	3.6	0.79	ug/kg	J
79-34-5	1,1,2,2-Tetrachloroethane	ND	3.6	0.87	ug/kg	
79-00-5	1,1,2-Trichloroethane	ND	3.6	0.79	ug/kg	
87-61-6	1,2,3-Trichlorobenzene	ND	3.6	0.72	ug/kg	
96-18-4	1,2,3-Trichloropropane	ND	3.6	1.2	ug/kg	
120-82-1	1,2,4-Trichlorobenzene	ND	3.6	0.87	ug/kg	
95-63-6	1,2,4-Trimethylbenzene	11.1	3.6	0.79	ug/kg	
108-67-8	1,3,5-Trimethylbenzene	2.9	3.6	0.94	ug/kg	J
127-18-4	Tetrachloroethylene	ND	3.6	0.72	ug/kg	
108-88-3	Toluene	98.5	3.6	0.87	ug/kg	
79-01-6	Trichloroethylene	ND	3.6	0.87	ug/kg	
75-69-4	Trichlorofluoromethane	ND	3.6	1.4	ug/kg	
75-01-4	Vinyl chloride	3.1	3.6	1.1	ug/kg	J
1330-20-7	Xylene (total)	174	11	2.3	ug/kg	

CAS No.	Surrogate Recoveries	Run# 1	Run# 2	Limits
1868-53-7	Dibromofluoromethane	97%		80-121%
2037-26-5	Toluene-D8	99%		71-130%

ND = Not detected MDL - Method Detection Limit

RL = Reporting Limit

E = Indicates value exceeds calibration range

J = Indicates an estimated value

B = Indicates analyte found in associated method blank

N = Indicates presumptive evidence of a compound

**Report of Analysis**

<b>Client Sample ID:</b>	PQ 8-6.8	<b>Date Sampled:</b>	07/19/11
<b>Lab Sample ID:</b>	C17064-12	<b>Date Received:</b>	07/20/11
<b>Matrix:</b>	SO - Soil	<b>Percent Solids:</b>	n/a
<b>Method:</b>	SW846 8260B	<b>Project:</b> Romic Soil Investigation(Romic EPA) - 2081 Bay Road,East Palo Alto,CA	

**VOA 8260 List**

CAS No.	Surrogate Recoveries	Run# 1	Run# 2	Limits
460-00-4	4-Bromofluorobenzene	112%		59-148%
17060-07-0	1,2-Dichloroethane-D4	95%		77-123%

- (a) Pre-weighed vials were altered in the field; sample weights are estimated. Analysis performed at Accutest Laboratories, Orlando FL.
- (b) ICV and BS outside of control limits.
- (c) Associated BS recovery outside control limits.

ND = Not detected      MDL - Method Detection Limit  
 RL = Reporting Limit  
 E = Indicates value exceeds calibration range

J = Indicates an estimated value  
 B = Indicates analyte found in associated method blank  
 N = Indicates presumptive evidence of a compound

## Report of Analysis

<b>Client Sample ID:</b>	OP 7,8-FILL	<b>Date Sampled:</b>	07/19/11
<b>Lab Sample ID:</b>	C17064-13	<b>Date Received:</b>	07/20/11
<b>Matrix:</b>	SO - Soil	<b>Percent Solids:</b>	n/a <sup>a</sup>
<b>Method:</b>	SW846 8260B	<b>Project:</b> Romic Soil Investigation(Romic EPA) - 2081 Bay Road,East Palo Alto,CA	

Run #	File ID	DF	Analyzed	By	Prep Date	Prep Batch	Analytical Batch
Run #1 <sup>b</sup>	F051115.D	1	07/30/11	AFL	n/a	n/a	F:VF1547
Run #2							

Run #	Initial Weight
Run #1	6.53 g
Run #2	

## VOA 8260 List

CAS No.	Compound	Result	RL	MDL	Units	Q
67-64-1	Acetone <sup>c</sup>	ND	38	15	ug/kg	
71-43-2	Benzene	ND	3.8	1.1	ug/kg	
108-86-1	Bromobenzene	ND	3.8	1.1	ug/kg	
74-97-5	Bromochloromethane	ND	3.8	1.1	ug/kg	
75-27-4	Bromodichloromethane	ND	3.8	0.84	ug/kg	
75-25-2	Bromoform	ND	3.8	1.1	ug/kg	
104-51-8	n-Butylbenzene	ND	3.8	1.0	ug/kg	
135-98-8	sec-Butylbenzene	ND	3.8	1.2	ug/kg	
98-06-6	tert-Butylbenzene	ND	3.8	0.92	ug/kg	
108-90-7	Chlorobenzene	ND	3.8	0.77	ug/kg	
75-00-3	Chloroethane	ND	3.8	1.5	ug/kg	
67-66-3	Chloroform	ND	3.8	0.92	ug/kg	
95-49-8	o-Chlorotoluene	ND	3.8	0.92	ug/kg	
106-43-4	p-Chlorotoluene	ND	3.8	0.92	ug/kg	
56-23-5	Carbon tetrachloride	ND	3.8	1.4	ug/kg	
75-34-3	1,1-Dichloroethane	20.2	3.8	0.84	ug/kg	
75-35-4	1,1-Dichloroethylene	ND	3.8	1.1	ug/kg	
563-58-6	1,1-Dichloropropene	ND	3.8	1.0	ug/kg	
96-12-8	1,2-Dibromo-3-chloropropane	ND	3.8	1.8	ug/kg	
106-93-4	1,2-Dibromoethane	ND	3.8	0.77	ug/kg	
107-06-2	1,2-Dichloroethane	ND	3.8	0.77	ug/kg	
78-87-5	1,2-Dichloropropane	ND	3.8	0.92	ug/kg	
142-28-9	1,3-Dichloropropane	ND	3.8	0.77	ug/kg	
108-20-3	Di-Isopropyl ether	ND	3.8	0.77	ug/kg	
594-20-7	2,2-Dichloropropane	ND	3.8	1.1	ug/kg	
124-48-1	Dibromochloromethane	ND	3.8	0.77	ug/kg	
75-71-8	Dichlorodifluoromethane	ND	3.8	1.1	ug/kg	
156-59-2	cis-1,2-Dichloroethylene	8.0	3.8	1.1	ug/kg	
10061-01-5	cis-1,3-Dichloropropene	ND	3.8	0.77	ug/kg	
541-73-1	m-Dichlorobenzene	ND	3.8	0.92	ug/kg	
95-50-1	o-Dichlorobenzene	ND	3.8	0.84	ug/kg	
106-46-7	p-Dichlorobenzene	ND	3.8	0.84	ug/kg	

ND = Not detected MDL - Method Detection Limit

RL = Reporting Limit

E = Indicates value exceeds calibration range

J = Indicates an estimated value

B = Indicates analyte found in associated method blank

N = Indicates presumptive evidence of a compound

## Report of Analysis

<b>Client Sample ID:</b>	OP 7,8-FILL	<b>Date Sampled:</b>	07/19/11
<b>Lab Sample ID:</b>	C17064-13	<b>Date Received:</b>	07/20/11
<b>Matrix:</b>	SO - Soil	<b>Percent Solids:</b>	n/a <sup>a</sup>
<b>Method:</b>	SW846 8260B		
<b>Project:</b>	Romic Soil Investigation(Romic EPA) - 2081 Bay Road,East Palo Alto,CA		

## VOA 8260 List

CAS No.	Compound	Result	RL	MDL	Units	Q
156-60-5	trans-1,2-Dichloroethylene	ND	3.8	1.1	ug/kg	
10061-02-6	trans-1,3-Dichloropropene	ND	3.8	0.84	ug/kg	
100-41-4	Ethylbenzene	ND	3.8	0.77	ug/kg	
637-92-3	Ethyl tert-Butyl Ether	ND	3.8	1.0	ug/kg	
591-78-6	2-Hexanone	ND	19	4.1	ug/kg	
87-68-3	Hexachlorobutadiene	ND	3.8	1.5	ug/kg	
98-82-8	Isopropylbenzene	ND	3.8	0.84	ug/kg	
99-87-6	p-Isopropyltoluene	ND	3.8	0.92	ug/kg	
108-10-1	4-Methyl-2-pentanone	ND	19	4.2	ug/kg	
74-83-9	Methyl bromide	ND	3.8	1.5	ug/kg	
74-87-3	Methyl chloride	ND	3.8	1.5	ug/kg	
74-95-3	Methylene bromide	ND	3.8	1.1	ug/kg	
75-09-2	Methylene chloride	ND	7.7	3.5	ug/kg	
78-93-3	Methyl ethyl ketone <sup>d</sup>	ND	19	4.7	ug/kg	
1634-04-4	Methyl Tert Butyl Ether	ND	3.8	1.5	ug/kg	
91-20-3	Naphthalene	ND	3.8	1.5	ug/kg	
103-65-1	n-Propylbenzene	ND	3.8	1.1	ug/kg	
100-42-5	Styrene	ND	3.8	2.0	ug/kg	
994-05-8	Tert-Amyl Methyl Ether	ND	3.8	1.0	ug/kg	
75-65-0	Tert Butyl Alcohol	ND	38	15	ug/kg	
630-20-6	1,1,1,2-Tetrachloroethane	ND	3.8	0.77	ug/kg	
71-55-6	1,1,1-Trichloroethane	12.3	3.8	0.84	ug/kg	
79-34-5	1,1,2,2-Tetrachloroethane	ND	3.8	0.92	ug/kg	
79-00-5	1,1,2-Trichloroethane	ND	3.8	0.84	ug/kg	
87-61-6	1,2,3-Trichlorobenzene	ND	3.8	0.77	ug/kg	
96-18-4	1,2,3-Trichloropropane	ND	3.8	1.3	ug/kg	
120-82-1	1,2,4-Trichlorobenzene	ND	3.8	0.92	ug/kg	
95-63-6	1,2,4-Trimethylbenzene	ND	3.8	0.84	ug/kg	
108-67-8	1,3,5-Trimethylbenzene	ND	3.8	1.0	ug/kg	
127-18-4	Tetrachloroethylene	2.5	3.8	0.77	ug/kg	J
108-88-3	Toluene	ND	3.8	0.92	ug/kg	
79-01-6	Trichloroethylene	2.7	3.8	0.92	ug/kg	J
75-69-4	Trichlorofluoromethane	ND	3.8	1.5	ug/kg	
75-01-4	Vinyl chloride	ND	3.8	1.1	ug/kg	
1330-20-7	Xylene (total)	ND	11	2.5	ug/kg	

CAS No.	Surrogate Recoveries	Run# 1	Run# 2	Limits
1868-53-7	Dibromofluoromethane	105%		80-121%
2037-26-5	Toluene-D8	100%		71-130%

ND = Not detected MDL - Method Detection Limit

RL = Reporting Limit

E = Indicates value exceeds calibration range

J = Indicates an estimated value

B = Indicates analyte found in associated method blank

N = Indicates presumptive evidence of a compound



**Report of Analysis**

<b>Client Sample ID:</b>	OP 7,8-FILL	<b>Date Sampled:</b>	07/19/11
<b>Lab Sample ID:</b>	C17064-13	<b>Date Received:</b>	07/20/11
<b>Matrix:</b>	SO - Soil	<b>Percent Solids:</b>	n/a <sup>a</sup>
<b>Method:</b>	SW846 8260B		
<b>Project:</b>	Romic Soil Investigation(Romic EPA) - 2081 Bay Road, East Palo Alto, CA		

**VOA 8260 List**

CAS No.	Surrogate Recoveries	Run# 1	Run# 2	Limits
460-00-4	4-Bromofluorobenzene	104%		59-148%
17060-07-0	1,2-Dichloroethane-D4	107%		77-123%

- (a) All results reported on wet weight basis.  
 (b) Pre-weighed vials were altered in the field; sample weights are estimated. Analysis performed at Accutest Laboratories, Orlando FL.  
 (c) ICV and BS outside of control limits.  
 (d) Associated BS recovery outside control limits.

ND = Not detected      MDL - Method Detection Limit  
 RL = Reporting Limit  
 E = Indicates value exceeds calibration range

J = Indicates an estimated value  
 B = Indicates analyte found in associated method blank  
 N = Indicates presumptive evidence of a compound

## Report of Analysis

<b>Client Sample ID:</b>	OP 7,8-FILL	<b>Date Sampled:</b>	07/19/11
<b>Lab Sample ID:</b>	C17064-13	<b>Date Received:</b>	07/20/11
<b>Matrix:</b>	SO - Soil	<b>Percent Solids:</b>	n/a <sup>a</sup>
<b>Method:</b>	SW846 8270C SW846 3550B		
<b>Project:</b>	Romic Soil Investigation(Romic EPA) - 2081 Bay Road,East Palo Alto,CA		

Run #1	File ID	DF	Analyzed	By	Prep Date	Prep Batch	Analytical Batch
Run #1	Y9000.D	1	07/24/11	MT	07/23/11	OP4289	EY429
Run #2							

Run #1	Initial Weight	Final Volume
Run #1	10.3 g	1.0 ml
Run #2		

## ABN Full List

CAS No.	Compound	Result	RL	MDL	Units	Q
65-85-0	Benzoic acid	ND	970	860	ug/kg	
95-57-8	2-Chlorophenol	ND	970	660	ug/kg	
59-50-7	4-Chloro-3-methyl phenol	ND	490	410	ug/kg	
120-83-2	2,4-Dichlorophenol	ND	490	140	ug/kg	
105-67-9	2,4-Dimethylphenol	ND	490	150	ug/kg	
51-28-5	2,4-Dinitrophenol	ND	2400	830	ug/kg	
534-52-1	4,6-Dinitro-o-cresol	ND	1900	1000	ug/kg	
95-48-7	2-Methylphenol	ND	490	170	ug/kg	
	3&4-Methylphenol	ND	490	150	ug/kg	
88-75-5	2-Nitrophenol	ND	490	130	ug/kg	
100-02-7	4-Nitrophenol	ND	1900	1200	ug/kg	
87-86-5	Pentachlorophenol	ND	490	410	ug/kg	
108-95-2	Phenol	ND	1900	1300	ug/kg	
95-95-4	2,4,5-Trichlorophenol	ND	490	120	ug/kg	
88-06-2	2,4,6-Trichlorophenol	ND	490	160	ug/kg	
83-32-9	Acenaphthene	ND	970	490	ug/kg	
208-96-8	Acenaphthylene	ND	490	190	ug/kg	
62-53-3	Aniline	ND	490	140	ug/kg	
120-12-7	Anthracene	ND	490	97	ug/kg	
103-33-3	Azobenzene	ND	490	170	ug/kg	
92-87-5	Benzidine	ND	2400	710	ug/kg	
56-55-3	Benzo(a)anthracene	ND	490	68	ug/kg	
50-32-8	Benzo(a)pyrene	ND	490	87	ug/kg	
205-99-2	Benzo(b)fluoranthene	ND	490	58	ug/kg	
191-24-2	Benzo(g,h,i)perylene	ND	490	150	ug/kg	
207-08-9	Benzo(k)fluoranthene	ND	490	120	ug/kg	
101-55-3	4-Bromophenyl phenyl ether	ND	490	150	ug/kg	
85-68-7	Butyl benzyl phthalate	ND	490	110	ug/kg	
100-51-6	Benzyl Alcohol	ND	970	160	ug/kg	
91-58-7	2-Chloronaphthalene	ND	490	170	ug/kg	
106-47-8	4-Chloroaniline	ND	490	140	ug/kg	
86-74-8	Carbazole	ND	490	78	ug/kg	

ND = Not detected MDL - Method Detection Limit

RL = Reporting Limit

E = Indicates value exceeds calibration range

J = Indicates an estimated value

B = Indicates analyte found in associated method blank

N = Indicates presumptive evidence of a compound

## Report of Analysis

<b>Client Sample ID:</b>	OP 7,8-FILL	<b>Date Sampled:</b>	07/19/11
<b>Lab Sample ID:</b>	C17064-13	<b>Date Received:</b>	07/20/11
<b>Matrix:</b>	SO - Soil	<b>Percent Solids:</b>	n/a <sup>a</sup>
<b>Method:</b>	SW846 8270C SW846 3550B		
<b>Project:</b>	Romic Soil Investigation(Romic EPA) - 2081 Bay Road,East Palo Alto,CA		

## ABN Full List

CAS No.	Compound	Result	RL	MDL	Units	Q
218-01-9	Chrysene	ND	490	97	ug/kg	
111-91-1	bis(2-Chloroethoxy)methane	ND	490	170	ug/kg	
111-44-4	bis(2-Chloroethyl)ether	ND	490	220	ug/kg	
108-60-1	bis(2-Chloroisopropyl)ether	ND	490	260	ug/kg	
7005-72-3	4-Chlorophenyl phenyl ether	ND	490	180	ug/kg	
95-50-1	1,2-Dichlorobenzene	ND	490	160	ug/kg	
541-73-1	1,3-Dichlorobenzene	ND	490	150	ug/kg	
106-46-7	1,4-Dichlorobenzene	ND	490	410	ug/kg	
121-14-2	2,4-Dinitrotoluene	ND	490	450	ug/kg	
606-20-2	2,6-Dinitrotoluene	ND	970	310	ug/kg	
91-94-1	3,3' -Dichlorobenzidine	ND	2400	140	ug/kg	
53-70-3	Dibenzo(a,h)anthracene	ND	490	130	ug/kg	
132-64-9	Dibenzofuran	ND	490	160	ug/kg	
122-39-4	Diphenylamine	ND	490	120	ug/kg	
84-74-2	Di-n-butyl phthalate	ND	490	97	ug/kg	
117-84-0	Di-n-octyl phthalate	ND	490	130	ug/kg	
84-66-2	Diethyl phthalate	ND	490	170	ug/kg	
131-11-3	Dimethyl phthalate	ND	490	170	ug/kg	
117-81-7	bis(2-Ethylhexyl)phthalate	ND	490	210	ug/kg	
206-44-0	Fluoranthene	ND	490	97	ug/kg	
86-73-7	Fluorene	ND	490	170	ug/kg	
118-74-1	Hexachlorobenzene	ND	490	130	ug/kg	
87-68-3	Hexachlorobutadiene	ND	490	180	ug/kg	
77-47-4	Hexachlorocyclopentadiene	ND	490	140	ug/kg	
67-72-1	Hexachloroethane	ND	490	160	ug/kg	
193-39-5	Indeno(1,2,3-cd)pyrene	ND	490	140	ug/kg	
78-59-1	Isophorone	ND	490	170	ug/kg	
90-12-0	1-Methylnaphthalene	ND	490	160	ug/kg	
91-57-6	2-Methylnaphthalene	ND	490	160	ug/kg	
88-74-4	2-Nitroaniline	ND	490	120	ug/kg	
99-09-2	3-Nitroaniline	ND	490	120	ug/kg	
100-01-6	4-Nitroaniline	ND	490	290	ug/kg	
91-20-3	Naphthalene	ND	490	170	ug/kg	
98-95-3	Nitrobenzene	ND	490	160	ug/kg	
62-75-9	N-Nitrosodimethylamine	ND	4900	2100	ug/kg	
621-64-7	N-Nitroso-di-n-propylamine	ND	970	530	ug/kg	
85-01-8	Phenanthrene	ND	490	110	ug/kg	
129-00-0	Pyrene	ND	970	660	ug/kg	
110-86-1	Pyridine	ND	1900	210	ug/kg	
120-82-1	1,2,4-Trichlorobenzene	ND	490	330	ug/kg	

ND = Not detected MDL - Method Detection Limit

RL = Reporting Limit

E = Indicates value exceeds calibration range

J = Indicates an estimated value

B = Indicates analyte found in associated method blank

N = Indicates presumptive evidence of a compound

## Report of Analysis

<b>Client Sample ID:</b>	OP 7,8-FILL		<b>Date Sampled:</b>	07/19/11
<b>Lab Sample ID:</b>	C17064-13		<b>Date Received:</b>	07/20/11
<b>Matrix:</b>	SO - Soil		<b>Percent Solids:</b>	n/a <sup>a</sup>
<b>Method:</b>	SW846 8270C SW846 3550B			
<b>Project:</b>	Romic Soil Investigation(Romic EPA) - 2081 Bay Road, East Palo Alto, CA			

## ABN Full List

CAS No.	Surrogate Recoveries	Run# 1	Run# 2	Limits
367-12-4	2-Fluorophenol	43%		20-100%
4165-62-2	Phenol-d5	45%		20-100%
118-79-6	2,4,6-Tribromophenol	68%		30-100%
4165-60-0	Nitrobenzene-d5	44%		20-100%
321-60-8	2-Fluorobiphenyl	47%		20-106%
1718-51-0	Terphenyl-d14	107%		55-130%

(a) All results reported on wet weight basis.

ND = Not detected      MDL - Method Detection Limit  
 RL = Reporting Limit  
 E = Indicates value exceeds calibration range

J = Indicates an estimated value  
 B = Indicates analyte found in associated method blank  
 N = Indicates presumptive evidence of a compound

## Report of Analysis

<b>Client Sample ID:</b>	OP 7,8-FILL	
<b>Lab Sample ID:</b>	C17064-13	<b>Date Sampled:</b> 07/19/11
<b>Matrix:</b>	SO - Soil	<b>Date Received:</b> 07/20/11
<b>Method:</b>	SW846 8015B	<b>Percent Solids:</b> n/a <sup>a</sup>
<b>Project:</b>	Romic Soil Investigation(Romic EPA) - 2081 Bay Road,East Palo Alto,CA	

Run #	File ID	DF	Analyzed	By	Prep Date	Prep Batch	Analytical Batch
Run #1	JK21524.D	1	08/02/11	TT	n/a	n/a	GJK888
Run #2							

Run #	Initial Weight
Run #1	5.38 g
Run #2	

**TPH Volatiles**

CAS No.	Compound	Result	RL	MDL	Units	Q
	TPH-GRO (C6-C10)	ND	0.093	0.046	mg/kg	
CAS No.	Surrogate Recoveries	Run# 1	Run# 2	Limits		
98-08-8	aaa-Trifluorotoluene	91%		60-157%		

(a) All results reported on wet weight basis.

ND = Not detected      MDL - Method Detection Limit  
 RL = Reporting Limit  
 E = Indicates value exceeds calibration range

J = Indicates an estimated value  
 B = Indicates analyte found in associated method blank  
 N = Indicates presumptive evidence of a compound

## Report of Analysis

Page 1 of 1

<b>Client Sample ID:</b>	OP 7,8-FILL	<b>Date Sampled:</b>	07/19/11
<b>Lab Sample ID:</b>	C17064-13	<b>Date Received:</b>	07/20/11
<b>Matrix:</b>	SO - Soil	<b>Percent Solids:</b>	n/a <sup>a</sup>
<b>Method:</b>	SW846 8081A SW846 3545A	<b>Project:</b> Romic Soil Investigation(Romic EPA) - 2081 Bay Road,East Palo Alto,CA	

Run #1	File ID	DF	Analyzed	By	Prep Date	Prep Batch	Analytical Batch
Run #1	OO22804.D	1	07/27/11	RV	07/22/11	OP4280	G00729
Run #2							

Run #1	Initial Weight	Final Volume
Run #1	10.0 g	10.0 ml
Run #2		

## Pesticide PPL List

CAS No.	Compound	Result	RL	MDL	Units	Q
309-00-2	Aldrin	ND	25	10	ug/kg	
319-84-6	alpha-BHC	ND	25	11	ug/kg	
319-85-7	beta-BHC	ND	25	3.5	ug/kg	
319-86-8	delta-BHC	ND	25	3.5	ug/kg	
58-89-9	gamma-BHC (Lindane)	ND	25	7.5	ug/kg	
12789-03-6	Chlordane	ND	100	100	ug/kg	
60-57-1	Dieldrin	ND	25	3.0	ug/kg	
72-54-8	4,4' -DDD	ND	25	3.5	ug/kg	
72-55-9	4,4' -DDE	ND	25	3.0	ug/kg	
50-29-3	4,4' -DDT	ND	25	3.0	ug/kg	
72-20-8	Endrin	ND	25	3.0	ug/kg	
7421-93-4	Endrin aldehyde	ND	25	6.0	ug/kg	
959-98-8	Endosulfan-I	ND	25	3.5	ug/kg	
33213-65-9	Endosulfan-II	ND	25	3.5	ug/kg	
1031-07-8	Endosulfan sulfate	ND	25	8.0	ug/kg	
76-44-8	Heptachlor	ND	25	6.0	ug/kg	
1024-57-3	Heptachlor epoxide	ND	25	4.0	ug/kg	
72-43-5	Methoxychlor	ND	25	3.5	ug/kg	
8001-35-2	Toxaphene	ND	100	100	ug/kg	

CAS No.	Surrogate Recoveries	Run# 1	Run# 2	Limits
877-09-8	Tetrachloro-m-xylene	47%		35-132%
877-09-8	Tetrachloro-m-xylene	48%		35-132%
2051-24-3	Decachlorobiphenyl	68%		35-132%
2051-24-3	Decachlorobiphenyl	81%		35-132%

(a) All results reported on wet weight basis.

ND = Not detected MDL - Method Detection Limit

RL = Reporting Limit

E = Indicates value exceeds calibration range

J = Indicates an estimated value

B = Indicates analyte found in associated method blank

N = Indicates presumptive evidence of a compound

## Report of Analysis

<b>Client Sample ID:</b>	OP 7,8-FILL	<b>Date Sampled:</b>	07/19/11
<b>Lab Sample ID:</b>	C17064-13	<b>Date Received:</b>	07/20/11
<b>Matrix:</b>	SO - Soil	<b>Percent Solids:</b>	n/a <sup>a</sup>
<b>Method:</b>	SW846 8082 SW846 3545A	<b>Project:</b> Romic Soil Investigation(Romic EPA) - 2081 Bay Road,East Palo Alto,CA	

Run #	File ID	DF	Analyzed	By	Prep Date	Prep Batch	Analytical Batch
Run #1	PP20383.D	1	07/24/11	RV	07/22/11	OP4281	GPP690
Run #2							

Run #	Initial Weight	Final Volume
Run #1	10.0 g	10.0 ml
Run #2		

## PCB List

CAS No.	Compound	Result	RL	MDL	Units	Q
12674-11-2	Aroclor 1016	ND	100	17	ug/kg	
11104-28-2	Aroclor 1221	ND	100	50	ug/kg	
11141-16-5	Aroclor 1232	ND	100	50	ug/kg	
53469-21-9	Aroclor 1242	ND	100	50	ug/kg	
12672-29-6	Aroclor 1248	ND	100	50	ug/kg	
11097-69-1	Aroclor 1254	ND	100	50	ug/kg	
11096-82-5	Aroclor 1260	ND	100	20	ug/kg	

CAS No.	Surrogate Recoveries	Run# 1	Run# 2	Limits
877-09-8	Tetrachloro-m-xylene	49%		45-108%
877-09-8	Tetrachloro-m-xylene	49%		45-108%
2051-24-3	Decachlorobiphenyl	77%		54-121%
2051-24-3	Decachlorobiphenyl	66%		54-121%

(a) All results reported on wet weight basis.

ND = Not detected      MDL - Method Detection Limit  
 RL = Reporting Limit  
 E = Indicates value exceeds calibration range

J = Indicates an estimated value  
 B = Indicates analyte found in associated method blank  
 N = Indicates presumptive evidence of a compound

## Report of Analysis

<b>Client Sample ID:</b>	OP 7,8-FILL		<b>Date Sampled:</b>	07/19/11
<b>Lab Sample ID:</b>	C17064-13		<b>Date Received:</b>	07/20/11
<b>Matrix:</b>	SO - Soil		<b>Percent Solids:</b>	n/a <sup>a</sup>
<b>Method:</b>	SW846 8015B M SW846 3545A		<b>Project:</b> Romic Soil Investigation(Romic EPA) - 2081 Bay Road, East Palo Alto, CA	

Run #	File ID	DF	Analyzed	By	Prep Date	Prep Batch	Analytical Batch
Run #1	GG27029.D	1	07/24/11	JH	07/21/11	OP4276	GGG727
Run #2							

Run #	Initial Weight	Final Volume
Run #1	10.0 g	1.0 ml
Run #2		

**TPH Extractable w/ Silica Gel Cleanup**

CAS No.	Compound	Result	RL	MDL	Units	Q
	TPH (C10-C28)	ND	10	5.0	mg/kg	
	TPH (> C28-C40)	ND	20	10	mg/kg	

CAS No.	Surrogate Recoveries	Run# 1	Run# 2	Limits
630-01-3	Hexacosane	75%		45-140%

(a) All results reported on wet weight basis.

---

ND = Not detected	MDL - Method Detection Limit	J = Indicates an estimated value
RL = Reporting Limit		B = Indicates analyte found in associated method blank
E = Indicates value exceeds calibration range		N = Indicates presumptive evidence of a compound



## Report of Analysis

<b>Client Sample ID:</b>	OP 7,8-FILL	<b>Date Sampled:</b>	07/19/11
<b>Lab Sample ID:</b>	C17064-13	<b>Date Received:</b>	07/20/11
<b>Matrix:</b>	SO - Soil	<b>Percent Solids:</b>	n/a <sup>a</sup>
<b>Project:</b>	Romic Soil Investigation(Romic EPA) - 2081 Bay Road,East Palo Alto,CA		

## Metals Analysis

Analyte	Result	RL	Units	DF	Prep	Analyzed By	Method	Prep Method
Antimony	< 1.9	1.9	mg/kg	1	07/21/11	07/23/11	DQ SW846 6010B <sup>2</sup>	SW846 3050B <sup>5</sup>
Arsenic	< 1.9	1.9	mg/kg	1	07/21/11	07/23/11	DQ SW846 6010B <sup>2</sup>	SW846 3050B <sup>5</sup>
Barium	< 19	19	mg/kg	1	07/21/11	07/23/11	DQ SW846 6010B <sup>2</sup>	SW846 3050B <sup>5</sup>
Beryllium	< 0.93	0.93	mg/kg	1	07/21/11	07/23/11	DQ SW846 6010B <sup>2</sup>	SW846 3050B <sup>5</sup>
Cadmium	< 0.93	0.93	mg/kg	1	07/21/11	07/26/11	RS SW846 6010B <sup>3</sup>	SW846 3050B <sup>5</sup>
Chromium	4.0	0.93	mg/kg	1	07/21/11	07/23/11	DQ SW846 6010B <sup>2</sup>	SW846 3050B <sup>5</sup>
Cobalt	< 0.93	0.93	mg/kg	1	07/21/11	07/23/11	DQ SW846 6010B <sup>2</sup>	SW846 3050B <sup>5</sup>
Copper	< 2.3	2.3	mg/kg	1	07/21/11	07/26/11	RS SW846 6010B <sup>3</sup>	SW846 3050B <sup>5</sup>
Lead	< 1.9	1.9	mg/kg	1	07/21/11	07/23/11	DQ SW846 6010B <sup>2</sup>	SW846 3050B <sup>5</sup>
Mercury	< 0.036	0.036	mg/kg	1	07/21/11	07/22/11	RW SW846 7471A <sup>1</sup>	SW846 7471A <sup>6</sup>
Molybdenum	< 1.9	1.9	mg/kg	1	07/21/11	07/23/11	DQ SW846 6010B <sup>2</sup>	SW846 3050B <sup>5</sup>
Nickel	2.0	0.93	mg/kg	1	07/21/11	07/23/11	DQ SW846 6010B <sup>2</sup>	SW846 3050B <sup>5</sup>
Selenium	< 1.9	1.9	mg/kg	1	07/21/11	07/23/11	DQ SW846 6010B <sup>2</sup>	SW846 3050B <sup>5</sup>
Silver	< 0.93	0.93	mg/kg	1	07/21/11	07/23/11	DQ SW846 6010B <sup>2</sup>	SW846 3050B <sup>5</sup>
Thallium	< 1.9	1.9	mg/kg	1	07/21/11	07/23/11	DQ SW846 6010B <sup>2</sup>	SW846 3050B <sup>5</sup>
Vanadium	4.2	0.93	mg/kg	1	07/21/11	07/23/11	DQ SW846 6010B <sup>2</sup>	SW846 3050B <sup>5</sup>
Zinc	6.3	1.8	mg/kg	1	07/26/11	07/28/11	PH SW846 6010B <sup>4</sup>	SW846 3050B <sup>7</sup>

- (1) Instrument QC Batch: MA1999
- (2) Instrument QC Batch: MA2000
- (3) Instrument QC Batch: MA2003
- (4) Instrument QC Batch: MA2019
- (5) Prep QC Batch: MP3746
- (6) Prep QC Batch: MP3751
- (7) Prep QC Batch: MP3769

(a) All results reported on wet weight basis.

RL = Reporting Limit

## Report of Analysis

<b>Client Sample ID:</b>	OP 7,8-1.3	<b>Date Sampled:</b>	07/19/11
<b>Lab Sample ID:</b>	C17064-14	<b>Date Received:</b>	07/20/11
<b>Matrix:</b>	SO - Soil	<b>Percent Solids:</b>	n/a <sup>a</sup>
<b>Method:</b>	SW846 8260B	<b>Project:</b> Romic Soil Investigation(Romic EPA) - 2081 Bay Road,East Palo Alto,CA	

Run #	File ID	DF	Analyzed	By	Prep Date	Prep Batch	Analytical Batch
Run #1 <sup>b</sup>	F051116.D	10	07/30/11	AFL	n/a	n/a	F:VF1547
Run #2 <sup>b</sup>	F051139.D	10	08/01/11	AFL	n/a	n/a	F:VF1548

Run #	Initial Weight	Final Volume	Methanol Aliquot
Run #1	7.13 g	5.0 ml	10.0 ul
Run #2	7.13 g	5.0 ml	5.0 ul

## VOA 8260 List

CAS No.	Compound	Result	RL	MDL	Units	Q
67-64-1	Acetone <sup>c</sup>	ND	180000	70000	ug/kg	
71-43-2	Benzene	ND	18000	5300	ug/kg	
108-86-1	Bromobenzene	ND	18000	4900	ug/kg	
74-97-5	Bromochloromethane	ND	18000	4900	ug/kg	
75-27-4	Bromodichloromethane	ND	18000	3900	ug/kg	
75-25-2	Bromoform	ND	18000	5300	ug/kg	
104-51-8	n-Butylbenzene	4840	18000	4600	ug/kg	J
135-98-8	sec-Butylbenzene	ND	18000	5600	ug/kg	
98-06-6	tert-Butylbenzene	ND	18000	4200	ug/kg	
108-90-7	Chlorobenzene	ND	18000	3500	ug/kg	
75-00-3	Chloroethane	ND	18000	7000	ug/kg	
67-66-3	Chloroform	ND	18000	4200	ug/kg	
95-49-8	o-Chlorotoluene	ND	18000	4200	ug/kg	
106-43-4	p-Chlorotoluene	ND	18000	4200	ug/kg	
56-23-5	Carbon tetrachloride	ND	18000	6300	ug/kg	
75-34-3	1,1-Dichloroethane	17100	18000	3900	ug/kg	J
75-35-4	1,1-Dichloroethylene	9450	18000	4900	ug/kg	J
563-58-6	1,1-Dichloropropene	ND	18000	4600	ug/kg	
96-12-8	1,2-Dibromo-3-chloropropane	ND	18000	8100	ug/kg	
106-93-4	1,2-Dibromoethane	ND	18000	3500	ug/kg	
107-06-2	1,2-Dichloroethane	ND	18000	3500	ug/kg	
78-87-5	1,2-Dichloropropane	ND	18000	4200	ug/kg	
142-28-9	1,3-Dichloropropane	ND	18000	3500	ug/kg	
108-20-3	Di-Isopropyl ether	ND	18000	3500	ug/kg	
594-20-7	2,2-Dichloropropane	ND	18000	4900	ug/kg	
124-48-1	Dibromochloromethane	ND	18000	3500	ug/kg	
75-71-8	Dichlorodifluoromethane	ND	18000	5300	ug/kg	
156-59-2	cis-1,2-Dichloroethylene	18500	18000	5300	ug/kg	
10061-01-5	cis-1,3-Dichloropropene	ND	18000	3500	ug/kg	
541-73-1	m-Dichlorobenzene	ND	18000	4200	ug/kg	
95-50-1	o-Dichlorobenzene	ND	18000	3900	ug/kg	
106-46-7	p-Dichlorobenzene	ND	18000	3900	ug/kg	

ND = Not detected MDL - Method Detection Limit

RL = Reporting Limit

E = Indicates value exceeds calibration range

J = Indicates an estimated value

B = Indicates analyte found in associated method blank

N = Indicates presumptive evidence of a compound

## Report of Analysis

<b>Client Sample ID:</b>	OP 7,8-1.3	<b>Date Sampled:</b>	07/19/11
<b>Lab Sample ID:</b>	C17064-14	<b>Date Received:</b>	07/20/11
<b>Matrix:</b>	SO - Soil	<b>Percent Solids:</b>	n/a <sup>a</sup>
<b>Method:</b>	SW846 8260B		
<b>Project:</b>	Romic Soil Investigation(Romic EPA) - 2081 Bay Road,East Palo Alto,CA		

## VOA 8260 List

CAS No.	Compound	Result	RL	MDL	Units	Q
156-60-5	trans-1,2-Dichloroethylene	ND	18000	5300	ug/kg	
10061-02-6	trans-1,3-Dichloropropene	ND	18000	3900	ug/kg	
100-41-4	Ethylbenzene	150000	18000	3500	ug/kg	
637-92-3	Ethyl tert-Butyl Ether	ND	18000	4600	ug/kg	
591-78-6	2-Hexanone	ND	88000	19000	ug/kg	
87-68-3	Hexachlorobutadiene	ND	18000	7000	ug/kg	
98-82-8	Isopropylbenzene	9640	18000	3900	ug/kg	J
99-87-6	p-Isopropyltoluene	ND	18000	4200	ug/kg	
108-10-1	4-Methyl-2-pentanone	ND	88000	19000	ug/kg	
74-83-9	Methyl bromide	ND	18000	7000	ug/kg	
74-87-3	Methyl chloride	ND	18000	7000	ug/kg	
74-95-3	Methylene bromide	ND	18000	5300	ug/kg	
75-09-2	Methylene chloride	ND	35000	16000	ug/kg	
78-93-3	Methyl ethyl ketone <sup>d</sup>	ND	88000	21000	ug/kg	
1634-04-4	Methyl Tert Butyl Ether	ND	18000	7000	ug/kg	
91-20-3	Naphthalene	ND	18000	7000	ug/kg	
103-65-1	n-Propylbenzene	19500	18000	4900	ug/kg	
100-42-5	Styrene	ND	18000	9100	ug/kg	
994-05-8	Tert-Amyl Methyl Ether	ND	18000	4600	ug/kg	
75-65-0	Tert Butyl Alcohol	ND	180000	70000	ug/kg	
630-20-6	1,1,1,2-Tetrachloroethane	ND	18000	3500	ug/kg	
71-55-6	1,1,1-Trichloroethane	1190000 <sup>e</sup>	35000	7700	ug/kg	
79-34-5	1,1,2,2-Tetrachloroethane	12600	18000	4200	ug/kg	J
79-00-5	1,1,2-Trichloroethane	ND	18000	3900	ug/kg	
87-61-6	1,2,3-Trichlorobenzene	ND	18000	3500	ug/kg	
96-18-4	1,2,3-Trichloropropane	ND	18000	6000	ug/kg	
120-82-1	1,2,4-Trichlorobenzene	ND	18000	4200	ug/kg	
95-63-6	1,2,4-Trimethylbenzene	95800	18000	3900	ug/kg	
108-67-8	1,3,5-Trimethylbenzene	36000	18000	4600	ug/kg	
127-18-4	Tetrachloroethylene	269000	18000	3500	ug/kg	
108-88-3	Toluene	946000 <sup>e</sup>	35000	8400	ug/kg	
79-01-6	Trichloroethylene	334000	18000	4200	ug/kg	
75-69-4	Trichlorofluoromethane	ND	18000	7000	ug/kg	
75-01-4	Vinyl chloride	ND	18000	5300	ug/kg	
1330-20-7	Xylene (total)	653000	53000	11000	ug/kg	

CAS No.	Surrogate Recoveries	Run# 1	Run# 2	Limits
1868-53-7	Dibromofluoromethane	100%	103%	80-121%
2037-26-5	Toluene-D8	98%	100%	71-130%

ND = Not detected MDL - Method Detection Limit

RL = Reporting Limit

E = Indicates value exceeds calibration range

J = Indicates an estimated value

B = Indicates analyte found in associated method blank

N = Indicates presumptive evidence of a compound

## Report of Analysis

<b>Client Sample ID:</b>	OP 7,8-1.3	<b>Date Sampled:</b>	07/19/11
<b>Lab Sample ID:</b>	C17064-14	<b>Date Received:</b>	07/20/11
<b>Matrix:</b>	SO - Soil	<b>Percent Solids:</b>	n/a <sup>a</sup>
<b>Method:</b>	SW846 8260B		
<b>Project:</b>	Romic Soil Investigation(Romic EPA) - 2081 Bay Road, East Palo Alto, CA		

## VOA 8260 List

CAS No.	Surrogate Recoveries	Run# 1	Run# 2	Limits
460-00-4	4-Bromofluorobenzene	98%	100%	59-148%
17060-07-0	1,2-Dichloroethane-D4	101%	105%	77-123%

- (a) All results reported on wet weight basis.  
 (b) Pre-weighed vials were altered in the field; sample weights are estimated. Analysis performed at Accutest Laboratories, Orlando FL.  
 (c) ICV and BS outside of control limits.  
 (d) Associated BS recovery outside control limits.  
 (e) Result is from Run# 2

ND = Not detected      MDL - Method Detection Limit  
 RL = Reporting Limit  
 E = Indicates value exceeds calibration range

J = Indicates an estimated value  
 B = Indicates analyte found in associated method blank  
 N = Indicates presumptive evidence of a compound

## Report of Analysis

<b>Client Sample ID:</b>	OP 7,8-1.3	<b>Date Sampled:</b>	07/19/11
<b>Lab Sample ID:</b>	C17064-14	<b>Date Received:</b>	07/20/11
<b>Matrix:</b>	SO - Soil	<b>Percent Solids:</b>	n/a <sup>a</sup>
<b>Method:</b>	SW846 8270C SW846 3550B	<b>Project:</b> Romic Soil Investigation(Romic EPA) - 2081 Bay Road, East Palo Alto, CA	

Run #1	File ID	DF	Analyzed	By	Prep Date	Prep Batch	Analytical Batch
Run #1	Y9021.D	1	07/25/11	MT	07/23/11	OP4289	EY430
Run #2							

Run #1	Initial Weight	Final Volume
Run #1	10.1 g	1.0 ml
Run #2		

## ABN Full List

CAS No.	Compound	Result	RL	MDL	Units	Q
65-85-0	Benzoic acid	ND	990	880	ug/kg	
95-57-8	2-Chlorophenol	ND	990	670	ug/kg	
59-50-7	4-Chloro-3-methyl phenol	ND	500	420	ug/kg	
120-83-2	2,4-Dichlorophenol	ND	500	140	ug/kg	
105-67-9	2,4-Dimethylphenol	ND	500	150	ug/kg	
51-28-5	2,4-Dinitrophenol	ND	2500	840	ug/kg	
534-52-1	4,6-Dinitro-o-cresol	ND	2000	1000	ug/kg	
95-48-7	2-Methylphenol	ND	500	170	ug/kg	
	3&4-Methylphenol	ND	500	150	ug/kg	
88-75-5	2-Nitrophenol	ND	500	130	ug/kg	
100-02-7	4-Nitrophenol	ND	2000	1200	ug/kg	
87-86-5	Pentachlorophenol	ND	500	420	ug/kg	
108-95-2	Phenol	ND	2000	1300	ug/kg	
95-95-4	2,4,5-Trichlorophenol	ND	500	120	ug/kg	
88-06-2	2,4,6-Trichlorophenol	ND	500	160	ug/kg	
83-32-9	Acenaphthene	ND	990	500	ug/kg	
208-96-8	Acenaphthylene	ND	500	200	ug/kg	
62-53-3	Aniline	ND	500	140	ug/kg	
120-12-7	Anthracene	ND	500	99	ug/kg	
103-33-3	Azobenzene	ND	500	170	ug/kg	
92-87-5	Benzidine	ND	2500	720	ug/kg	
56-55-3	Benzo(a)anthracene	ND	500	69	ug/kg	
50-32-8	Benzo(a)pyrene	ND	500	89	ug/kg	
205-99-2	Benzo(b)fluoranthene	ND	500	59	ug/kg	
191-24-2	Benzo(g,h,i)perylene	ND	500	150	ug/kg	
207-08-9	Benzo(k)fluoranthene	ND	500	120	ug/kg	
101-55-3	4-Bromophenyl phenyl ether	ND	500	150	ug/kg	
85-68-7	Butyl benzyl phthalate	ND	500	110	ug/kg	
100-51-6	Benzyl Alcohol	ND	990	160	ug/kg	
91-58-7	2-Chloronaphthalene	ND	500	180	ug/kg	
106-47-8	4-Chloroaniline	ND	500	140	ug/kg	
86-74-8	Carbazole	ND	500	79	ug/kg	

ND = Not detected MDL - Method Detection Limit

RL = Reporting Limit

E = Indicates value exceeds calibration range

J = Indicates an estimated value

B = Indicates analyte found in associated method blank

N = Indicates presumptive evidence of a compound

## Report of Analysis

<b>Client Sample ID:</b>	OP 7,8-1.3	<b>Date Sampled:</b>	07/19/11
<b>Lab Sample ID:</b>	C17064-14	<b>Date Received:</b>	07/20/11
<b>Matrix:</b>	SO - Soil	<b>Percent Solids:</b>	n/a <sup>a</sup>
<b>Method:</b>	SW846 8270C SW846 3550B		
<b>Project:</b>	Romic Soil Investigation(Romic EPA) - 2081 Bay Road,East Palo Alto,CA		

## ABN Full List

CAS No.	Compound	Result	RL	MDL	Units	Q
218-01-9	Chrysene	ND	500	99	ug/kg	
111-91-1	bis(2-Chloroethoxy)methane	ND	500	180	ug/kg	
111-44-4	bis(2-Chloroethyl)ether	ND	500	230	ug/kg	
108-60-1	bis(2-Chloroisopropyl)ether	ND	500	270	ug/kg	
7005-72-3	4-Chlorophenyl phenyl ether	ND	500	190	ug/kg	
95-50-1	1,2-Dichlorobenzene	ND	500	160	ug/kg	
541-73-1	1,3-Dichlorobenzene	ND	500	150	ug/kg	
106-46-7	1,4-Dichlorobenzene	ND	500	420	ug/kg	
121-14-2	2,4-Dinitrotoluene	ND	500	460	ug/kg	
606-20-2	2,6-Dinitrotoluene	ND	990	320	ug/kg	
91-94-1	3,3'-Dichlorobenzidine	ND	2500	140	ug/kg	
53-70-3	Dibenzo(a,h)anthracene	ND	500	130	ug/kg	
132-64-9	Dibenzofuran	ND	500	160	ug/kg	
122-39-4	Diphenylamine	ND	500	120	ug/kg	
84-74-2	Di-n-butyl phthalate	ND	500	99	ug/kg	
117-84-0	Di-n-octyl phthalate	ND	500	130	ug/kg	
84-66-2	Diethyl phthalate	ND	500	170	ug/kg	
131-11-3	Dimethyl phthalate	ND	500	180	ug/kg	
117-81-7	bis(2-Ethylhexyl)phthalate	358	500	220	ug/kg	J
206-44-0	Fluoranthene	ND	500	99	ug/kg	
86-73-7	Fluorene	ND	500	180	ug/kg	
118-74-1	Hexachlorobenzene	ND	500	130	ug/kg	
87-68-3	Hexachlorobutadiene	ND	500	190	ug/kg	
77-47-4	Hexachlorocyclopentadiene	ND	500	140	ug/kg	
67-72-1	Hexachloroethane	ND	500	160	ug/kg	
193-39-5	Indeno(1,2,3-cd)pyrene	ND	500	140	ug/kg	
78-59-1	Isophorone	ND	500	170	ug/kg	
90-12-0	1-Methylnaphthalene	ND	500	160	ug/kg	
91-57-6	2-Methylnaphthalene	ND	500	160	ug/kg	
88-74-4	2-Nitroaniline	ND	500	120	ug/kg	
99-09-2	3-Nitroaniline	ND	500	120	ug/kg	
100-01-6	4-Nitroaniline	ND	500	300	ug/kg	
91-20-3	Naphthalene	ND	500	170	ug/kg	
98-95-3	Nitrobenzene	ND	500	160	ug/kg	
62-75-9	N-Nitrosodimethylamine	ND	5000	2200	ug/kg	
621-64-7	N-Nitroso-di-n-propylamine	ND	990	540	ug/kg	
85-01-8	Phenanthrene	ND	500	110	ug/kg	
129-00-0	Pyrene	ND	990	670	ug/kg	
110-86-1	Pyridine	ND	2000	220	ug/kg	
120-82-1	1,2,4-Trichlorobenzene	ND	500	340	ug/kg	

ND = Not detected MDL - Method Detection Limit

RL = Reporting Limit

E = Indicates value exceeds calibration range

J = Indicates an estimated value

B = Indicates analyte found in associated method blank

N = Indicates presumptive evidence of a compound

## Report of Analysis

<b>Client Sample ID:</b>	OP 7,8-1.3	<b>Date Sampled:</b>	07/19/11
<b>Lab Sample ID:</b>	C17064-14	<b>Date Received:</b>	07/20/11
<b>Matrix:</b>	SO - Soil	<b>Percent Solids:</b>	n/a <sup>a</sup>
<b>Method:</b>	SW846 8270C SW846 3550B		
<b>Project:</b>	Romic Soil Investigation(Romic EPA) - 2081 Bay Road, East Palo Alto, CA		

## ABN Full List

CAS No.	Surrogate Recoveries	Run# 1	Run# 2	Limits
367-12-4	2-Fluorophenol	45%		20-100%
4165-62-2	Phenol-d5	49%		20-100%
118-79-6	2,4,6-Tribromophenol	78%		30-100%
4165-60-0	Nitrobenzene-d5	48%		20-100%
321-60-8	2-Fluorobiphenyl	51%		20-106%
1718-51-0	Terphenyl-d14	108%		55-130%

(a) All results reported on wet weight basis.

ND = Not detected      MDL - Method Detection Limit  
 RL = Reporting Limit  
 E = Indicates value exceeds calibration range

J = Indicates an estimated value  
 B = Indicates analyte found in associated method blank  
 N = Indicates presumptive evidence of a compound

## Report of Analysis

Page 1 of 1

<b>Client Sample ID:</b>	OP 7,8-1.3	<b>Date Sampled:</b>	07/19/11
<b>Lab Sample ID:</b>	C17064-14	<b>Date Received:</b>	07/20/11
<b>Matrix:</b>	SO - Soil	<b>Percent Solids:</b>	n/a <sup>a</sup>
<b>Method:</b>	SW846 8015B	<b>Project:</b> Romic Soil Investigation(Romic EPA) - 2081 Bay Road,East Palo Alto,CA	

	File ID	DF	Analyzed	By	Prep Date	Prep Batch	Analytical Batch
Run #1	JK21541.D	1	08/02/11	TT	n/a	n/a	GJK888
Run #2							

	Initial Weight	Final Volume	Methanol Aliquot
Run #1	5.09 g	5.0 ml	10.0 ul
Run #2			

## TPH Volatiles

CAS No.	Compound	Result	RL	MDL	Units	Q
	TPH-GRO (C6-C10)	127	49	25	mg/kg	

CAS No.	Surrogate Recoveries	Run# 1	Run# 2	Limits
98-08-8	aaa-Trifluorotoluene	87%		60-157%

(a) All results reported on wet weight basis.

ND = Not detected      MDL - Method Detection Limit  
 RL = Reporting Limit  
 E = Indicates value exceeds calibration range

J = Indicates an estimated value  
 B = Indicates analyte found in associated method blank  
 N = Indicates presumptive evidence of a compound



## Report of Analysis

Page 1 of 1

<b>Client Sample ID:</b>	OP 7,8-1.3	<b>Date Sampled:</b>	07/19/11
<b>Lab Sample ID:</b>	C17064-14	<b>Date Received:</b>	07/20/11
<b>Matrix:</b>	SO - Soil	<b>Percent Solids:</b>	n/a <sup>a</sup>
<b>Method:</b>	SW846 8081A SW846 3545A	<b>Project:</b> Romic Soil Investigation(Romic EPA) - 2081 Bay Road, East Palo Alto, CA	

Run #1	File ID	DF	Analyzed	By	Prep Date	Prep Batch	Analytical Batch
Run #1	OO22805.D	1	07/27/11	RV	07/22/11	OP4280	G00729
Run #2							

Run #1	Initial Weight	Final Volume
Run #1	10.4 g	10.0 ml
Run #2		

## Pesticide PPL List

CAS No.	Compound	Result	RL	MDL	Units	Q
309-00-2	Aldrin	ND	24	9.6	ug/kg	
319-84-6	alpha-BHC	ND	24	11	ug/kg	
319-85-7	beta-BHC	ND	24	3.4	ug/kg	
319-86-8	delta-BHC	ND	24	3.4	ug/kg	
58-89-9	gamma-BHC (Lindane)	ND	24	7.2	ug/kg	
12789-03-6	Chlordane	ND	96	96	ug/kg	
60-57-1	Dieldrin	ND	24	2.9	ug/kg	
72-54-8	4,4' -DDD	ND	24	3.4	ug/kg	
72-55-9	4,4' -DDE	ND	24	2.9	ug/kg	
50-29-3	4,4' -DDT	ND	24	2.9	ug/kg	
72-20-8	Endrin	ND	24	2.9	ug/kg	
7421-93-4	Endrin aldehyde	ND	24	5.8	ug/kg	
959-98-8	Endosulfan-I	ND	24	3.4	ug/kg	
33213-65-9	Endosulfan-II	ND	24	3.4	ug/kg	
1031-07-8	Endosulfan sulfate	ND	24	7.7	ug/kg	
76-44-8	Heptachlor	ND	24	5.8	ug/kg	
1024-57-3	Heptachlor epoxide	ND	24	3.8	ug/kg	
72-43-5	Methoxychlor	ND	24	3.4	ug/kg	
8001-35-2	Toxaphene	ND	96	96	ug/kg	

CAS No.	Surrogate Recoveries	Run# 1	Run# 2	Limits
877-09-8	Tetrachloro-m-xylene	45%		35-132%
877-09-8	Tetrachloro-m-xylene	48%		35-132%
2051-24-3	Decachlorobiphenyl	77%		35-132%
2051-24-3	Decachlorobiphenyl	88%		35-132%

(a) All results reported on wet weight basis.

ND = Not detected MDL - Method Detection Limit

RL = Reporting Limit

E = Indicates value exceeds calibration range

J = Indicates an estimated value

B = Indicates analyte found in associated method blank

N = Indicates presumptive evidence of a compound

## Report of Analysis

Page 1 of 1

<b>Client Sample ID:</b>	OP 7,8-1.3	<b>Date Sampled:</b>	07/19/11
<b>Lab Sample ID:</b>	C17064-14	<b>Date Received:</b>	07/20/11
<b>Matrix:</b>	SO - Soil	<b>Percent Solids:</b>	n/a <sup>a</sup>
<b>Method:</b>	SW846 8082 SW846 3545A	<b>Project:</b> Romic Soil Investigation(Romic EPA) - 2081 Bay Road, East Palo Alto, CA	

Run #1	File ID	DF	Analyzed	By	Prep Date	Prep Batch	Analytical Batch
Run #1	PP20384.D	1	07/24/11	RV	07/22/11	OP4281	GPP690
Run #2							

Run #1	Initial Weight	Final Volume
Run #1	10.4 g	10.0 ml
Run #2		

## PCB List

CAS No.	Compound	Result	RL	MDL	Units	Q
12674-11-2	Aroclor 1016	ND	96	16	ug/kg	
11104-28-2	Aroclor 1221	ND	96	48	ug/kg	
11141-16-5	Aroclor 1232	ND	96	48	ug/kg	
53469-21-9	Aroclor 1242	ND	96	48	ug/kg	
12672-29-6	Aroclor 1248	ND	96	48	ug/kg	
11097-69-1	Aroclor 1254	ND	96	48	ug/kg	
11096-82-5	Aroclor 1260	ND	96	19	ug/kg	

CAS No.	Surrogate Recoveries	Run# 1	Run# 2	Limits
877-09-8	Tetrachloro-m-xylene	50%		45-108%
877-09-8	Tetrachloro-m-xylene	49%		45-108%
2051-24-3	Decachlorobiphenyl	93%		54-121%
2051-24-3	Decachlorobiphenyl	80%		54-121%

(a) All results reported on wet weight basis.

ND = Not detected      MDL - Method Detection Limit  
 RL = Reporting Limit  
 E = Indicates value exceeds calibration range

J = Indicates an estimated value  
 B = Indicates analyte found in associated method blank  
 N = Indicates presumptive evidence of a compound

## Report of Analysis

Page 1 of 1

<b>Client Sample ID:</b>	OP 7,8-1.3	<b>Date Sampled:</b>	07/19/11
<b>Lab Sample ID:</b>	C17064-14	<b>Date Received:</b>	07/20/11
<b>Matrix:</b>	SO - Soil	<b>Percent Solids:</b>	n/a <sup>a</sup>
<b>Method:</b>	SW846 8015B M SW846 3545A		
<b>Project:</b>	Romic Soil Investigation(Romic EPA) - 2081 Bay Road, East Palo Alto, CA		

	File ID	DF	Analyzed	By	Prep Date	Prep Batch	Analytical Batch
Run #1	GG27030.D	1	07/24/11	JH	07/21/11	OP4276	GGG727
Run #2							

	Initial Weight	Final Volume
Run #1	10.0 g	1.0 ml
Run #2		

## TPH Extractable w/ Silica Gel Cleanup

CAS No.	Compound	Result	RL	MDL	Units	Q
	TPH (C10-C28)	12.6	10	5.0	mg/kg	
	TPH (> C28-C40)	13.8	20	10	mg/kg	J

CAS No.	Surrogate Recoveries	Run# 1	Run# 2	Limits
630-01-3	Hexacosane	56%		45-140%

(a) All results reported on wet weight basis.

ND = Not detected      MDL - Method Detection Limit  
 RL = Reporting Limit  
 E = Indicates value exceeds calibration range

J = Indicates an estimated value  
 B = Indicates analyte found in associated method blank  
 N = Indicates presumptive evidence of a compound

## Report of Analysis

<b>Client Sample ID:</b>	OP 7,8-1.3	<b>Date Sampled:</b>	07/19/11
<b>Lab Sample ID:</b>	C17064-14	<b>Date Received:</b>	07/20/11
<b>Matrix:</b>	SO - Soil	<b>Percent Solids:</b>	n/a <sup>a</sup>
<b>Project:</b>	Romic Soil Investigation(Romic EPA) - 2081 Bay Road,East Palo Alto,CA		

## Metals Analysis

Analyte	Result	RL	Units	DF	Prep	Analyzed By	Method	Prep Method
Antimony <sup>b</sup>	< 5.5	5.5	mg/kg	3	07/21/11	07/26/11 RS	SW846 6010B <sup>2</sup>	SW846 3050B <sup>3</sup>
Arsenic <sup>b</sup>	< 5.5	5.5	mg/kg	3	07/21/11	07/26/11 RS	SW846 6010B <sup>2</sup>	SW846 3050B <sup>3</sup>
Barium <sup>b</sup>	< 55	55	mg/kg	3	07/21/11	07/26/11 RS	SW846 6010B <sup>2</sup>	SW846 3050B <sup>3</sup>
Beryllium <sup>b</sup>	< 2.8	2.8	mg/kg	3	07/21/11	07/26/11 RS	SW846 6010B <sup>2</sup>	SW846 3050B <sup>3</sup>
Cadmium <sup>b</sup>	< 2.8	2.8	mg/kg	3	07/21/11	07/26/11 RS	SW846 6010B <sup>2</sup>	SW846 3050B <sup>3</sup>
Chromium <sup>b</sup>	47.4	2.8	mg/kg	3	07/21/11	07/26/11 RS	SW846 6010B <sup>2</sup>	SW846 3050B <sup>3</sup>
Cobalt <sup>b</sup>	26.1	2.8	mg/kg	3	07/21/11	07/26/11 RS	SW846 6010B <sup>2</sup>	SW846 3050B <sup>3</sup>
Copper <sup>b</sup>	90.5	6.9	mg/kg	3	07/21/11	07/26/11 RS	SW846 6010B <sup>2</sup>	SW846 3050B <sup>3</sup>
Lead <sup>b</sup>	< 5.5	5.5	mg/kg	3	07/21/11	07/26/11 RS	SW846 6010B <sup>2</sup>	SW846 3050B <sup>3</sup>
Mercury	< 0.039	0.039	mg/kg	1	07/21/11	07/22/11 RW	SW846 7471A <sup>1</sup>	SW846 7471A <sup>4</sup>
Molybdenum <sup>b</sup>	< 5.5	5.5	mg/kg	3	07/21/11	07/26/11 RS	SW846 6010B <sup>2</sup>	SW846 3050B <sup>3</sup>
Nickel <sup>b</sup>	51.9	2.8	mg/kg	3	07/21/11	07/26/11 RS	SW846 6010B <sup>2</sup>	SW846 3050B <sup>3</sup>
Selenium <sup>b</sup>	< 5.5	5.5	mg/kg	3	07/21/11	07/26/11 RS	SW846 6010B <sup>2</sup>	SW846 3050B <sup>3</sup>
Silver <sup>b</sup>	< 9.2	9.2	mg/kg	3	07/21/11	07/26/11 RS	SW846 6010B <sup>2</sup>	SW846 3050B <sup>3</sup>
Thallium <sup>b</sup>	< 7.2	7.2	mg/kg	3	07/21/11	07/26/11 RS	SW846 6010B <sup>2</sup>	SW846 3050B <sup>3</sup>
Vanadium <sup>b</sup>	164	2.8	mg/kg	3	07/21/11	07/26/11 RS	SW846 6010B <sup>2</sup>	SW846 3050B <sup>3</sup>
Zinc <sup>b</sup>	78.9	11	mg/kg	3	07/21/11	07/26/11 RS	SW846 6010B <sup>2</sup>	SW846 3050B <sup>3</sup>

(1) Instrument QC Batch: MA1999

(2) Instrument QC Batch: MA2003

(3) Prep QC Batch: MP3746

(4) Prep QC Batch: MP3751

(a) All results reported on wet weight basis.

(b) Elevated reporting limit(s) due to matrix interference and/or dilution required for high interfering element.

RL = Reporting Limit

## Report of Analysis

Page 1 of 3

<b>Client Sample ID:</b>	OP 7,8-3.8	<b>Date Sampled:</b>	07/19/11
<b>Lab Sample ID:</b>	C17064-15	<b>Date Received:</b>	07/20/11
<b>Matrix:</b>	SO - Soil	<b>Percent Solids:</b>	n/a
<b>Method:</b>	SW846 8260B	<b>Project:</b> Romic Soil Investigation(Romic EPA) - 2081 Bay Road,East Palo Alto,CA	

Run #	File ID	DF	Analyzed	By	Prep Date	Prep Batch	Analytical Batch
Run #1 <sup>a</sup>	F051117.D	1	07/30/11	AFL	n/a	n/a	F:VF1547
Run #2							

Run #	Initial Weight	Final Volume	Methanol Aliquot
Run #1	6.12 g	5.0 ml	100 ul
Run #2			

## VOA 8260 List

CAS No.	Compound	Result	RL	MDL	Units	Q
67-64-1	Acetone <sup>b</sup>	ND	2000	820	ug/kg	
71-43-2	Benzene	ND	200	61	ug/kg	
108-86-1	Bromobenzene	ND	200	57	ug/kg	
74-97-5	Bromochloromethane	ND	200	57	ug/kg	
75-27-4	Bromodichloromethane	ND	200	45	ug/kg	
75-25-2	Bromoform	ND	200	61	ug/kg	
104-51-8	n-Butylbenzene	ND	200	53	ug/kg	
135-98-8	sec-Butylbenzene	ND	200	65	ug/kg	
98-06-6	tert-Butylbenzene	ND	200	49	ug/kg	
108-90-7	Chlorobenzene	ND	200	41	ug/kg	
75-00-3	Chloroethane	643	200	82	ug/kg	
67-66-3	Chloroform	ND	200	49	ug/kg	
95-49-8	o-Chlorotoluene	ND	200	49	ug/kg	
106-43-4	p-Chlorotoluene	ND	200	49	ug/kg	
56-23-5	Carbon tetrachloride	ND	200	74	ug/kg	
75-34-3	1,1-Dichloroethane	1530	200	45	ug/kg	
75-35-4	1,1-Dichloroethylene	88.4	200	57	ug/kg	J
563-58-6	1,1-Dichloropropene	ND	200	53	ug/kg	
96-12-8	1,2-Dibromo-3-chloropropane	ND	200	94	ug/kg	
106-93-4	1,2-Dibromoethane	ND	200	41	ug/kg	
107-06-2	1,2-Dichloroethane	ND	200	41	ug/kg	
78-87-5	1,2-Dichloropropane	ND	200	49	ug/kg	
142-28-9	1,3-Dichloropropane	ND	200	41	ug/kg	
108-20-3	Di-Isopropyl ether	ND	200	41	ug/kg	
594-20-7	2,2-Dichloropropane	ND	200	57	ug/kg	
124-48-1	Dibromochloromethane	ND	200	41	ug/kg	
75-71-8	Dichlorodifluoromethane	ND	200	61	ug/kg	
156-59-2	cis-1,2-Dichloroethylene	750	200	61	ug/kg	
10061-01-5	cis-1,3-Dichloropropene	ND	200	41	ug/kg	
541-73-1	m-Dichlorobenzene	ND	200	49	ug/kg	
95-50-1	o-Dichlorobenzene	116	200	45	ug/kg	J
106-46-7	p-Dichlorobenzene	ND	200	45	ug/kg	

ND = Not detected MDL - Method Detection Limit

RL = Reporting Limit

E = Indicates value exceeds calibration range

J = Indicates an estimated value

B = Indicates analyte found in associated method blank

N = Indicates presumptive evidence of a compound

## Report of Analysis

<b>Client Sample ID:</b>	OP 7,8-3.8	<b>Date Sampled:</b>	07/19/11
<b>Lab Sample ID:</b>	C17064-15	<b>Date Received:</b>	07/20/11
<b>Matrix:</b>	SO - Soil	<b>Percent Solids:</b>	n/a
<b>Method:</b>	SW846 8260B	<b>Project:</b> Romc Soil Investigation(Romc EPA) - 2081 Bay Road,East Palo Alto,CA	

## VOA 8260 List

CAS No.	Compound	Result	RL	MDL	Units	Q
156-60-5	trans-1,2-Dichloroethylene	ND	200	61	ug/kg	
10061-02-6	trans-1,3-Dichloropropene	ND	200	45	ug/kg	
100-41-4	Ethylbenzene	1480	200	41	ug/kg	
637-92-3	Ethyl tert-Butyl Ether	ND	200	53	ug/kg	
591-78-6	2-Hexanone	ND	1000	220	ug/kg	
87-68-3	Hexachlorobutadiene	ND	200	82	ug/kg	
98-82-8	Isopropylbenzene	50.8	200	45	ug/kg	J
99-87-6	p-Isopropyltoluene	ND	200	49	ug/kg	
108-10-1	4-Methyl-2-pentanone	ND	1000	220	ug/kg	
74-83-9	Methyl bromide	ND	200	82	ug/kg	
74-87-3	Methyl chloride	ND	200	82	ug/kg	
74-95-3	Methylene bromide	ND	200	61	ug/kg	
75-09-2	Methylene chloride	197	410	190	ug/kg	J
78-93-3	Methyl ethyl ketone <sup>c</sup>	ND	1000	250	ug/kg	
1634-04-4	Methyl Tert Butyl Ether	ND	200	82	ug/kg	
91-20-3	Naphthalene	ND	200	82	ug/kg	
103-65-1	n-Propylbenzene	95.8	200	57	ug/kg	J
100-42-5	Styrene	ND	200	110	ug/kg	
994-05-8	Tert-Amyl Methyl Ether	ND	200	53	ug/kg	
75-65-0	Tert Butyl Alcohol	ND	2000	820	ug/kg	
630-20-6	1,1,1,2-Tetrachloroethane	ND	200	41	ug/kg	
71-55-6	1,1,1-Trichloroethane	428	200	45	ug/kg	
79-34-5	1,1,2,2-Tetrachloroethane	ND	200	49	ug/kg	
79-00-5	1,1,2-Trichloroethane	ND	200	45	ug/kg	
87-61-6	1,2,3-Trichlorobenzene	ND	200	41	ug/kg	
96-18-4	1,2,3-Trichloropropane	ND	200	69	ug/kg	
120-82-1	1,2,4-Trichlorobenzene	ND	200	49	ug/kg	
95-63-6	1,2,4-Trimethylbenzene	434	200	45	ug/kg	
108-67-8	1,3,5-Trimethylbenzene	140	200	53	ug/kg	J
127-18-4	Tetrachloroethylene	181	200	41	ug/kg	J
108-88-3	Toluene	6480	200	49	ug/kg	
79-01-6	Trichloroethylene	74.7	200	49	ug/kg	J
75-69-4	Trichlorofluoromethane	ND	200	82	ug/kg	
75-01-4	Vinyl chloride	144	200	61	ug/kg	J
1330-20-7	Xylene (total)	5150	610	130	ug/kg	

CAS No.	Surrogate Recoveries	Run# 1	Run# 2	Limits
1868-53-7	Dibromofluoromethane	106%		80-121%
2037-26-5	Toluene-D8	101%		71-130%

ND = Not detected MDL - Method Detection Limit

RL = Reporting Limit

E = Indicates value exceeds calibration range

J = Indicates an estimated value

B = Indicates analyte found in associated method blank

N = Indicates presumptive evidence of a compound

## Report of Analysis

<b>Client Sample ID:</b>	OP 7,8-3.8		
<b>Lab Sample ID:</b>	C17064-15	<b>Date Sampled:</b>	07/19/11
<b>Matrix:</b>	SO - Soil	<b>Date Received:</b>	07/20/11
<b>Method:</b>	SW846 8260B	<b>Percent Solids:</b>	n/a
<b>Project:</b>	Romic Soil Investigation(Romic EPA) - 2081 Bay Road,East Palo Alto,CA		

### VOA 8260 List

CAS No.	Surrogate Recoveries	Run# 1	Run# 2	Limits
460-00-4	4-Bromofluorobenzene	101%		59-148%
17060-07-0	1,2-Dichloroethane-D4	108%		77-123%

- (a) Pre-weighed vials were altered in the field; sample weights are estimated. Analysis performed at Accutest Laboratories, Orlando FL.
- (b) ICV and BS outside of control limits.
- (c) Associated BS recovery outside control limits.

ND = Not detected      MDL - Method Detection Limit  
 RL = Reporting Limit  
 E = Indicates value exceeds calibration range

J = Indicates an estimated value  
 B = Indicates analyte found in associated method blank  
 N = Indicates presumptive evidence of a compound

## Report of Analysis

<b>Client Sample ID:</b>	OP 7,8-6.8	<b>Date Sampled:</b>	07/19/11
<b>Lab Sample ID:</b>	C17064-16	<b>Date Received:</b>	07/20/11
<b>Matrix:</b>	SO - Soil	<b>Percent Solids:</b>	n/a
<b>Method:</b>	SW846 8260B	<b>Project:</b> Romic Soil Investigation(Romic EPA) - 2081 Bay Road,East Palo Alto,CA	

Run #	File ID	DF	Analyzed	By	Prep Date	Prep Batch	Analytical Batch
Run #1 <sup>a</sup>	F051118.D	1	07/30/11	AFL	n/a	n/a	F:VF1547
Run #2							

Run #	Initial Weight	Final Volume	Methanol Aliquot
Run #1	7.25 g	5.0 ml	100 ul
Run #2			

## VOA 8260 List

CAS No.	Compound	Result	RL	MDL	Units	Q
67-64-1	Acetone <sup>b</sup>	ND	1700	690	ug/kg	
71-43-2	Benzene	ND	170	52	ug/kg	
108-86-1	Bromobenzene	ND	170	48	ug/kg	
74-97-5	Bromochloromethane	ND	170	48	ug/kg	
75-27-4	Bromodichloromethane	ND	170	38	ug/kg	
75-25-2	Bromoform	ND	170	52	ug/kg	
104-51-8	n-Butylbenzene	ND	170	45	ug/kg	
135-98-8	sec-Butylbenzene	ND	170	55	ug/kg	
98-06-6	tert-Butylbenzene	ND	170	41	ug/kg	
108-90-7	Chlorobenzene	ND	170	34	ug/kg	
75-00-3	Chloroethane	412	170	69	ug/kg	
67-66-3	Chloroform	ND	170	41	ug/kg	
95-49-8	o-Chlorotoluene	ND	170	41	ug/kg	
106-43-4	p-Chlorotoluene	ND	170	41	ug/kg	
56-23-5	Carbon tetrachloride	ND	170	62	ug/kg	
75-34-3	1,1-Dichloroethane	521	170	38	ug/kg	
75-35-4	1,1-Dichloroethylene	ND	170	48	ug/kg	
563-58-6	1,1-Dichloropropene	ND	170	45	ug/kg	
96-12-8	1,2-Dibromo-3-chloropropane	ND	170	79	ug/kg	
106-93-4	1,2-Dibromoethane	ND	170	34	ug/kg	
107-06-2	1,2-Dichloroethane	ND	170	34	ug/kg	
78-87-5	1,2-Dichloropropane	ND	170	41	ug/kg	
142-28-9	1,3-Dichloropropane	ND	170	34	ug/kg	
108-20-3	Di-Isopropyl ether	ND	170	34	ug/kg	
594-20-7	2,2-Dichloropropane	ND	170	48	ug/kg	
124-48-1	Dibromochloromethane	ND	170	34	ug/kg	
75-71-8	Dichlorodifluoromethane	ND	170	52	ug/kg	
156-59-2	cis-1,2-Dichloroethylene	ND	170	52	ug/kg	
10061-01-5	cis-1,3-Dichloropropene	ND	170	34	ug/kg	
541-73-1	m-Dichlorobenzene	ND	170	41	ug/kg	
95-50-1	o-Dichlorobenzene	54.5	170	38	ug/kg	J
106-46-7	p-Dichlorobenzene	ND	170	38	ug/kg	

ND = Not detected MDL - Method Detection Limit

RL = Reporting Limit

E = Indicates value exceeds calibration range

J = Indicates an estimated value

B = Indicates analyte found in associated method blank

N = Indicates presumptive evidence of a compound



## Report of Analysis

<b>Client Sample ID:</b>	OP 7,8-6.8	<b>Date Sampled:</b>	07/19/11
<b>Lab Sample ID:</b>	C17064-16	<b>Date Received:</b>	07/20/11
<b>Matrix:</b>	SO - Soil	<b>Percent Solids:</b>	n/a
<b>Method:</b>	SW846 8260B	<b>Project:</b> Romic Soil Investigation(Romic EPA) - 2081 Bay Road,East Palo Alto,CA	

### VOA 8260 List

CAS No.	Compound	Result	RL	MDL	Units	Q
156-60-5	trans-1,2-Dichloroethylene	ND	170	52	ug/kg	
10061-02-6	trans-1,3-Dichloropropene	ND	170	38	ug/kg	
100-41-4	Ethylbenzene	1160	170	34	ug/kg	
637-92-3	Ethyl tert-Butyl Ether	ND	170	45	ug/kg	
591-78-6	2-Hexanone	ND	860	190	ug/kg	
87-68-3	Hexachlorobutadiene	ND	170	69	ug/kg	
98-82-8	Isopropylbenzene	38.7	170	38	ug/kg	J
99-87-6	p-Isopropyltoluene	ND	170	41	ug/kg	
108-10-1	4-Methyl-2-pentanone	ND	860	190	ug/kg	
74-83-9	Methyl bromide	ND	170	69	ug/kg	
74-87-3	Methyl chloride	ND	170	69	ug/kg	
74-95-3	Methylene bromide	ND	170	52	ug/kg	
75-09-2	Methylene chloride	ND	340	160	ug/kg	
78-93-3	Methyl ethyl ketone <sup>c</sup>	ND	860	210	ug/kg	
1634-04-4	Methyl Tert Butyl Ether	ND	170	69	ug/kg	
91-20-3	Naphthalene	ND	170	69	ug/kg	
103-65-1	n-Propylbenzene	58.6	170	48	ug/kg	J
100-42-5	Styrene	ND	170	90	ug/kg	
994-05-8	Tert-Amyl Methyl Ether	ND	170	45	ug/kg	
75-65-0	Tert Butyl Alcohol	ND	1700	690	ug/kg	
630-20-6	1,1,1,2-Tetrachloroethane	ND	170	34	ug/kg	
71-55-6	1,1,1-Trichloroethane	88.6	170	38	ug/kg	J
79-34-5	1,1,2,2-Tetrachloroethane	ND	170	41	ug/kg	
79-00-5	1,1,2-Trichloroethane	ND	170	38	ug/kg	
87-61-6	1,2,3-Trichlorobenzene	ND	170	34	ug/kg	
96-18-4	1,2,3-Trichloropropane	ND	170	59	ug/kg	
120-82-1	1,2,4-Trichlorobenzene	ND	170	41	ug/kg	
95-63-6	1,2,4-Trimethylbenzene	255	170	38	ug/kg	
108-67-8	1,3,5-Trimethylbenzene	97.5	170	45	ug/kg	J
127-18-4	Tetrachloroethylene	ND	170	34	ug/kg	
108-88-3	Toluene	569	170	41	ug/kg	
79-01-6	Trichloroethylene	ND	170	41	ug/kg	
75-69-4	Trichlorofluoromethane	ND	170	69	ug/kg	
75-01-4	Vinyl chloride	ND	170	52	ug/kg	
1330-20-7	Xylene (total)	4510	520	110	ug/kg	

CAS No.	Surrogate Recoveries	Run# 1	Run# 2	Limits
1868-53-7	Dibromofluoromethane	100%		80-121%
2037-26-5	Toluene-D8	98%		71-130%

ND = Not detected      MDL - Method Detection Limit  
 RL = Reporting Limit  
 E = Indicates value exceeds calibration range

J = Indicates an estimated value  
 B = Indicates analyte found in associated method blank  
 N = Indicates presumptive evidence of a compound

**Report of Analysis**

<b>Client Sample ID:</b>	OP 7,8-6.8	<b>Date Sampled:</b>	07/19/11
<b>Lab Sample ID:</b>	C17064-16	<b>Date Received:</b>	07/20/11
<b>Matrix:</b>	SO - Soil	<b>Percent Solids:</b>	n/a
<b>Method:</b>	SW846 8260B	<b>Project:</b> Romic Soil Investigation(Romic EPA) - 2081 Bay Road,East Palo Alto,CA	

**VOA 8260 List**

CAS No.	Surrogate Recoveries	Run# 1	Run# 2	Limits
460-00-4	4-Bromofluorobenzene	96%		59-148%
17060-07-0	1,2-Dichloroethane-D4	101%		77-123%

- (a) Pre-weighed vials were altered in the field; sample weights are estimated. Analysis performed at Accutest Laboratories, Orlando FL.
- (b) ICV and BS outside of control limits.
- (c) Associated BS recovery outside control limits.

ND = Not detected      MDL - Method Detection Limit  
 RL = Reporting Limit  
 E = Indicates value exceeds calibration range

J = Indicates an estimated value  
 B = Indicates analyte found in associated method blank  
 N = Indicates presumptive evidence of a compound

## Report of Analysis

<b>Client Sample ID:</b>	PQ 8,9-FILL	<b>Date Sampled:</b>	07/19/11
<b>Lab Sample ID:</b>	C17064-17	<b>Date Received:</b>	07/20/11
<b>Matrix:</b>	SO - Soil	<b>Percent Solids:</b>	n/a <sup>a</sup>
<b>Method:</b>	SW846 8260B	<b>Project:</b> Romic Soil Investigation(Romic EPA) - 2081 Bay Road,East Palo Alto,CA	

Run #	File ID	DF	Analyzed	By	Prep Date	Prep Batch	Analytical Batch
Run #1 <sup>b</sup>	F051119.D	1	07/30/11	AFL	n/a	n/a	F:VF1547
Run #2							

Run #	Initial Weight
Run #1	5.29 g
Run #2	

## VOA 8260 List

CAS No.	Compound	Result	RL	MDL	Units	Q
67-64-1	Acetone <sup>c</sup>	ND	47	19	ug/kg	
71-43-2	Benzene	1.8	4.7	1.4	ug/kg	J
108-86-1	Bromobenzene	ND	4.7	1.3	ug/kg	
74-97-5	Bromochloromethane	ND	4.7	1.3	ug/kg	
75-27-4	Bromodichloromethane	ND	4.7	1.0	ug/kg	
75-25-2	Bromoform	ND	4.7	1.4	ug/kg	
104-51-8	n-Butylbenzene	ND	4.7	1.2	ug/kg	
135-98-8	sec-Butylbenzene	ND	4.7	1.5	ug/kg	
98-06-6	tert-Butylbenzene	ND	4.7	1.1	ug/kg	
108-90-7	Chlorobenzene	ND	4.7	0.95	ug/kg	
75-00-3	Chloroethane	ND	4.7	1.9	ug/kg	
67-66-3	Chloroform	ND	4.7	1.1	ug/kg	
95-49-8	o-Chlorotoluene	ND	4.7	1.1	ug/kg	
106-43-4	p-Chlorotoluene	ND	4.7	1.1	ug/kg	
56-23-5	Carbon tetrachloride	ND	4.7	1.7	ug/kg	
75-34-3	1,1-Dichloroethane	7.2	4.7	1.0	ug/kg	
75-35-4	1,1-Dichloroethylene	ND	4.7	1.3	ug/kg	
563-58-6	1,1-Dichloropropene	ND	4.7	1.2	ug/kg	
96-12-8	1,2-Dibromo-3-chloropropane	ND	4.7	2.2	ug/kg	
106-93-4	1,2-Dibromoethane	ND	4.7	0.95	ug/kg	
107-06-2	1,2-Dichloroethane	ND	4.7	0.95	ug/kg	
78-87-5	1,2-Dichloropropane	ND	4.7	1.1	ug/kg	
142-28-9	1,3-Dichloropropane	ND	4.7	0.95	ug/kg	
108-20-3	Di-Isopropyl ether	ND	4.7	0.95	ug/kg	
594-20-7	2,2-Dichloropropane	ND	4.7	1.3	ug/kg	
124-48-1	Dibromochloromethane	ND	4.7	0.95	ug/kg	
75-71-8	Dichlorodifluoromethane	ND	4.7	1.4	ug/kg	
156-59-2	cis-1,2-Dichloroethylene	14.0	4.7	1.4	ug/kg	
10061-01-5	cis-1,3-Dichloropropene	ND	4.7	0.95	ug/kg	
541-73-1	m-Dichlorobenzene	ND	4.7	1.1	ug/kg	
95-50-1	o-Dichlorobenzene	ND	4.7	1.0	ug/kg	
106-46-7	p-Dichlorobenzene	ND	4.7	1.0	ug/kg	

ND = Not detected MDL - Method Detection Limit

RL = Reporting Limit

E = Indicates value exceeds calibration range

J = Indicates an estimated value

B = Indicates analyte found in associated method blank

N = Indicates presumptive evidence of a compound

## Report of Analysis

<b>Client Sample ID:</b>	PQ 8,9-FILL	<b>Date Sampled:</b>	07/19/11
<b>Lab Sample ID:</b>	C17064-17	<b>Date Received:</b>	07/20/11
<b>Matrix:</b>	SO - Soil	<b>Percent Solids:</b>	n/a <sup>a</sup>
<b>Method:</b>	SW846 8260B	<b>Project:</b> Romic Soil Investigation(Romic EPA) - 2081 Bay Road,East Palo Alto,CA	

## VOA 8260 List

CAS No.	Compound	Result	RL	MDL	Units	Q
156-60-5	trans-1,2-Dichloroethylene	ND	4.7	1.4	ug/kg	
10061-02-6	trans-1,3-Dichloropropene	ND	4.7	1.0	ug/kg	
100-41-4	Ethylbenzene	3.3	4.7	0.95	ug/kg	J
637-92-3	Ethyl tert-Butyl Ether	ND	4.7	1.2	ug/kg	
591-78-6	2-Hexanone	ND	24	5.1	ug/kg	
87-68-3	Hexachlorobutadiene	ND	4.7	1.9	ug/kg	
98-82-8	Isopropylbenzene	ND	4.7	1.0	ug/kg	
99-87-6	p-Isopropyltoluene	ND	4.7	1.1	ug/kg	
108-10-1	4-Methyl-2-pentanone	ND	24	5.2	ug/kg	
74-83-9	Methyl bromide	ND	4.7	1.9	ug/kg	
74-87-3	Methyl chloride	ND	4.7	1.9	ug/kg	
74-95-3	Methylene bromide	ND	4.7	1.4	ug/kg	
75-09-2	Methylene chloride	ND	9.5	4.3	ug/kg	
78-93-3	Methyl ethyl ketone <sup>d</sup>	ND	24	5.8	ug/kg	
1634-04-4	Methyl Tert Butyl Ether	ND	4.7	1.9	ug/kg	
91-20-3	Naphthalene	ND	4.7	1.9	ug/kg	
103-65-1	n-Propylbenzene	ND	4.7	1.3	ug/kg	
100-42-5	Styrene	ND	4.7	2.5	ug/kg	
994-05-8	Tert-Amyl Methyl Ether	ND	4.7	1.2	ug/kg	
75-65-0	Tert Butyl Alcohol	ND	47	19	ug/kg	
630-20-6	1,1,1,2-Tetrachloroethane	ND	4.7	0.95	ug/kg	
71-55-6	1,1,1-Trichloroethane	7.6	4.7	1.0	ug/kg	
79-34-5	1,1,2,2-Tetrachloroethane	ND	4.7	1.1	ug/kg	
79-00-5	1,1,2-Trichloroethane	ND	4.7	1.0	ug/kg	
87-61-6	1,2,3-Trichlorobenzene	ND	4.7	0.95	ug/kg	
96-18-4	1,2,3-Trichloropropane	ND	4.7	1.6	ug/kg	
120-82-1	1,2,4-Trichlorobenzene	ND	4.7	1.1	ug/kg	
95-63-6	1,2,4-Trimethylbenzene	1.5	4.7	1.0	ug/kg	J
108-67-8	1,3,5-Trimethylbenzene	ND	4.7	1.2	ug/kg	
127-18-4	Tetrachloroethylene	3.2	4.7	0.95	ug/kg	J
108-88-3	Toluene	24.9	4.7	1.1	ug/kg	
79-01-6	Trichloroethylene	2.0	4.7	1.1	ug/kg	J
75-69-4	Trichlorofluoromethane	ND	4.7	1.9	ug/kg	
75-01-4	Vinyl chloride	ND	4.7	1.4	ug/kg	
1330-20-7	Xylene (total)	14.2	14	3.0	ug/kg	

CAS No.	Surrogate Recoveries	Run# 1	Run# 2	Limits
1868-53-7	Dibromofluoromethane	101%		80-121%
2037-26-5	Toluene-D8	100%		71-130%

ND = Not detected MDL - Method Detection Limit

RL = Reporting Limit

E = Indicates value exceeds calibration range

J = Indicates an estimated value

B = Indicates analyte found in associated method blank

N = Indicates presumptive evidence of a compound

## Report of Analysis

<b>Client Sample ID:</b>	PQ 8,9-FILL	<b>Date Sampled:</b>	07/19/11
<b>Lab Sample ID:</b>	C17064-17	<b>Date Received:</b>	07/20/11
<b>Matrix:</b>	SO - Soil	<b>Percent Solids:</b>	n/a <sup>a</sup>
<b>Method:</b>	SW846 8260B		
<b>Project:</b>	Romic Soil Investigation(Romic EPA) - 2081 Bay Road, East Palo Alto, CA		

## VOA 8260 List

CAS No.	Surrogate Recoveries	Run# 1	Run# 2	Limits
460-00-4	4-Bromofluorobenzene	102%		59-148%
17060-07-0	1,2-Dichloroethane-D4	102%		77-123%

- (a) All results reported on wet weight basis.  
 (b) Pre-weighed vials were altered in the field; sample weights are estimated. Analysis performed at Accutest Laboratories, Orlando FL.  
 (c) ICV and BS outside of control limits.  
 (d) Associated BS recovery outside control limits.

ND = Not detected      MDL - Method Detection Limit  
 RL = Reporting Limit  
 E = Indicates value exceeds calibration range

J = Indicates an estimated value  
 B = Indicates analyte found in associated method blank  
 N = Indicates presumptive evidence of a compound

## Report of Analysis

<b>Client Sample ID:</b>	PQ 8,9-FILL	<b>Date Sampled:</b>	07/19/11
<b>Lab Sample ID:</b>	C17064-17	<b>Date Received:</b>	07/20/11
<b>Matrix:</b>	SO - Soil	<b>Percent Solids:</b>	n/a <sup>a</sup>
<b>Method:</b>	SW846 8270C SW846 3550B	<b>Project:</b> Romic Soil Investigation(Romic EPA) - 2081 Bay Road, East Palo Alto, CA	

Run #1	File ID	DF	Analyzed	By	Prep Date	Prep Batch	Analytical Batch
Run #1	Y9002.D	1	07/24/11	MT	07/23/11	OP4289	EY429
Run #2							

Run #1	Initial Weight	Final Volume
Run #1	10.3 g	1.0 ml
Run #2		

## ABN Full List

CAS No.	Compound	Result	RL	MDL	Units	Q
65-85-0	Benzoic acid	ND	970	860	ug/kg	
95-57-8	2-Chlorophenol	ND	970	660	ug/kg	
59-50-7	4-Chloro-3-methyl phenol	ND	490	410	ug/kg	
120-83-2	2,4-Dichlorophenol	ND	490	140	ug/kg	
105-67-9	2,4-Dimethylphenol	ND	490	150	ug/kg	
51-28-5	2,4-Dinitrophenol	ND	2400	830	ug/kg	
534-52-1	4,6-Dinitro-o-cresol	ND	1900	1000	ug/kg	
95-48-7	2-Methylphenol	ND	490	170	ug/kg	
	3&4-Methylphenol	ND	490	150	ug/kg	
88-75-5	2-Nitrophenol	ND	490	130	ug/kg	
100-02-7	4-Nitrophenol	ND	1900	1200	ug/kg	
87-86-5	Pentachlorophenol	ND	490	410	ug/kg	
108-95-2	Phenol	ND	1900	1300	ug/kg	
95-95-4	2,4,5-Trichlorophenol	ND	490	120	ug/kg	
88-06-2	2,4,6-Trichlorophenol	ND	490	160	ug/kg	
83-32-9	Acenaphthene	ND	970	490	ug/kg	
208-96-8	Acenaphthylene	ND	490	190	ug/kg	
62-53-3	Aniline	ND	490	140	ug/kg	
120-12-7	Anthracene	ND	490	97	ug/kg	
103-33-3	Azobenzene	ND	490	170	ug/kg	
92-87-5	Benzidine	ND	2400	710	ug/kg	
56-55-3	Benzo(a)anthracene	ND	490	68	ug/kg	
50-32-8	Benzo(a)pyrene	ND	490	87	ug/kg	
205-99-2	Benzo(b)fluoranthene	ND	490	58	ug/kg	
191-24-2	Benzo(g,h,i)perylene	ND	490	150	ug/kg	
207-08-9	Benzo(k)fluoranthene	ND	490	120	ug/kg	
101-55-3	4-Bromophenyl phenyl ether	ND	490	150	ug/kg	
85-68-7	Butyl benzyl phthalate	ND	490	110	ug/kg	
100-51-6	Benzyl Alcohol	ND	970	160	ug/kg	
91-58-7	2-Chloronaphthalene	ND	490	170	ug/kg	
106-47-8	4-Chloroaniline	ND	490	140	ug/kg	
86-74-8	Carbazole	ND	490	78	ug/kg	

ND = Not detected MDL - Method Detection Limit

RL = Reporting Limit

E = Indicates value exceeds calibration range

J = Indicates an estimated value

B = Indicates analyte found in associated method blank

N = Indicates presumptive evidence of a compound

## Report of Analysis

<b>Client Sample ID:</b>	PQ 8,9-FILL	<b>Date Sampled:</b>	07/19/11
<b>Lab Sample ID:</b>	C17064-17	<b>Date Received:</b>	07/20/11
<b>Matrix:</b>	SO - Soil	<b>Percent Solids:</b>	n/a <sup>a</sup>
<b>Method:</b>	SW846 8270C SW846 3550B		
<b>Project:</b>	Romic Soil Investigation(Romic EPA) - 2081 Bay Road,East Palo Alto,CA		

## ABN Full List

CAS No.	Compound	Result	RL	MDL	Units	Q
218-01-9	Chrysene	ND	490	97	ug/kg	
111-91-1	bis(2-Chloroethoxy)methane	ND	490	170	ug/kg	
111-44-4	bis(2-Chloroethyl)ether	ND	490	220	ug/kg	
108-60-1	bis(2-Chloroisopropyl)ether	ND	490	260	ug/kg	
7005-72-3	4-Chlorophenyl phenyl ether	ND	490	180	ug/kg	
95-50-1	1,2-Dichlorobenzene	ND	490	160	ug/kg	
541-73-1	1,3-Dichlorobenzene	ND	490	150	ug/kg	
106-46-7	1,4-Dichlorobenzene	ND	490	410	ug/kg	
121-14-2	2,4-Dinitrotoluene	ND	490	450	ug/kg	
606-20-2	2,6-Dinitrotoluene	ND	970	310	ug/kg	
91-94-1	3,3' -Dichlorobenzidine	ND	2400	140	ug/kg	
53-70-3	Dibenzo(a,h)anthracene	ND	490	130	ug/kg	
132-64-9	Dibenzofuran	ND	490	160	ug/kg	
122-39-4	Diphenylamine	ND	490	120	ug/kg	
84-74-2	Di-n-butyl phthalate	ND	490	97	ug/kg	
117-84-0	Di-n-octyl phthalate	ND	490	130	ug/kg	
84-66-2	Diethyl phthalate	ND	490	170	ug/kg	
131-11-3	Dimethyl phthalate	ND	490	170	ug/kg	
117-81-7	bis(2-Ethylhexyl)phthalate	ND	490	210	ug/kg	
206-44-0	Fluoranthene	ND	490	97	ug/kg	
86-73-7	Fluorene	ND	490	170	ug/kg	
118-74-1	Hexachlorobenzene	ND	490	130	ug/kg	
87-68-3	Hexachlorobutadiene	ND	490	180	ug/kg	
77-47-4	Hexachlorocyclopentadiene	ND	490	140	ug/kg	
67-72-1	Hexachloroethane	ND	490	160	ug/kg	
193-39-5	Indeno(1,2,3-cd)pyrene	ND	490	140	ug/kg	
78-59-1	Isophorone	ND	490	170	ug/kg	
90-12-0	1-Methylnaphthalene	ND	490	160	ug/kg	
91-57-6	2-Methylnaphthalene	ND	490	160	ug/kg	
88-74-4	2-Nitroaniline	ND	490	120	ug/kg	
99-09-2	3-Nitroaniline	ND	490	120	ug/kg	
100-01-6	4-Nitroaniline	ND	490	290	ug/kg	
91-20-3	Naphthalene	ND	490	170	ug/kg	
98-95-3	Nitrobenzene	ND	490	160	ug/kg	
62-75-9	N-Nitrosodimethylamine	ND	4900	2100	ug/kg	
621-64-7	N-Nitroso-di-n-propylamine	ND	970	530	ug/kg	
85-01-8	Phenanthrene	ND	490	110	ug/kg	
129-00-0	Pyrene	ND	970	660	ug/kg	
110-86-1	Pyridine	ND	1900	210	ug/kg	
120-82-1	1,2,4-Trichlorobenzene	ND	490	330	ug/kg	

ND = Not detected MDL - Method Detection Limit

RL = Reporting Limit

E = Indicates value exceeds calibration range

J = Indicates an estimated value

B = Indicates analyte found in associated method blank

N = Indicates presumptive evidence of a compound

## Report of Analysis

<b>Client Sample ID:</b>	PQ 8,9-FILL		<b>Date Sampled:</b>	07/19/11
<b>Lab Sample ID:</b>	C17064-17		<b>Date Received:</b>	07/20/11
<b>Matrix:</b>	SO - Soil		<b>Percent Solids:</b>	n/a <sup>a</sup>
<b>Method:</b>	SW846 8270C SW846 3550B			
<b>Project:</b>	Romic Soil Investigation(Romic EPA) - 2081 Bay Road, East Palo Alto, CA			

## ABN Full List

CAS No.	Surrogate Recoveries	Run# 1	Run# 2	Limits
367-12-4	2-Fluorophenol	45%		20-100%
4165-62-2	Phenol-d5	46%		20-100%
118-79-6	2,4,6-Tribromophenol	58%		30-100%
4165-60-0	Nitrobenzene-d5	46%		20-100%
321-60-8	2-Fluorobiphenyl	48%		20-106%
1718-51-0	Terphenyl-d14	96%		55-130%

(a) All results reported on wet weight basis.

ND = Not detected      MDL - Method Detection Limit  
 RL = Reporting Limit  
 E = Indicates value exceeds calibration range

J = Indicates an estimated value  
 B = Indicates analyte found in associated method blank  
 N = Indicates presumptive evidence of a compound



## Report of Analysis

<b>Client Sample ID:</b>	PQ 8,9-FILL	<b>Date Sampled:</b>	07/19/11
<b>Lab Sample ID:</b>	C17064-17	<b>Date Received:</b>	07/20/11
<b>Matrix:</b>	SO - Soil	<b>Percent Solids:</b>	n/a <sup>a</sup>
<b>Method:</b>	SW846 8015B	<b>Project:</b> Romic Soil Investigation(Romic EPA) - 2081 Bay Road, East Palo Alto, CA	

Run #	File ID	DF	Analyzed	By	Prep Date	Prep Batch	Analytical Batch
Run #1	JK21544.D	1	08/02/11	TT	n/a	n/a	GJK888
Run #2							

Run #	Initial Weight
Run #1	5.34 g
Run #2	

### TPH Volatiles

CAS No.	Compound	Result	RL	MDL	Units	Q
	TPH-GRO (C6-C10)	ND	0.094	0.047	mg/kg	
CAS No.	Surrogate Recoveries	Run# 1	Run# 2	Limits		
98-08-8	aaa-Trifluorotoluene	84%		60-157%		

(a) All results reported on wet weight basis.

ND = Not detected      MDL - Method Detection Limit  
 RL = Reporting Limit  
 E = Indicates value exceeds calibration range

J = Indicates an estimated value  
 B = Indicates analyte found in associated method blank  
 N = Indicates presumptive evidence of a compound

## Report of Analysis

<b>Client Sample ID:</b>	PQ 8,9-FILL	<b>Date Sampled:</b>	07/19/11
<b>Lab Sample ID:</b>	C17064-17	<b>Date Received:</b>	07/20/11
<b>Matrix:</b>	SO - Soil	<b>Percent Solids:</b>	n/a <sup>a</sup>
<b>Method:</b>	SW846 8081A SW846 3545A	<b>Project:</b> Romic Soil Investigation(Romic EPA) - 2081 Bay Road, East Palo Alto, CA	

Run #1	File ID	DF	Analyzed	By	Prep Date	Prep Batch	Analytical Batch
Run #1	OO22806.D	1	07/27/11	RV	07/22/11	OP4280	G00729
Run #2							

Run #1	Initial Weight	Final Volume
Run #1	10.2 g	10.0 ml
Run #2		

## Pesticide PPL List

CAS No.	Compound	Result	RL	MDL	Units	Q
309-00-2	Aldrin	ND	25	9.8	ug/kg	
319-84-6	alpha-BHC	ND	25	11	ug/kg	
319-85-7	beta-BHC	ND	25	3.4	ug/kg	
319-86-8	delta-BHC	ND	25	3.4	ug/kg	
58-89-9	gamma-BHC (Lindane)	ND	25	7.4	ug/kg	
12789-03-6	Chlordane	ND	98	98	ug/kg	
60-57-1	Dieldrin	ND	25	2.9	ug/kg	
72-54-8	4,4' -DDD	ND	25	3.4	ug/kg	
72-55-9	4,4' -DDE	ND	25	2.9	ug/kg	
50-29-3	4,4' -DDT	ND	25	2.9	ug/kg	
72-20-8	Endrin	ND	25	2.9	ug/kg	
7421-93-4	Endrin aldehyde	ND	25	5.9	ug/kg	
959-98-8	Endosulfan-I	ND	25	3.4	ug/kg	
33213-65-9	Endosulfan-II	ND	25	3.4	ug/kg	
1031-07-8	Endosulfan sulfate	ND	25	7.8	ug/kg	
76-44-8	Heptachlor	ND	25	5.9	ug/kg	
1024-57-3	Heptachlor epoxide	ND	25	3.9	ug/kg	
72-43-5	Methoxychlor	ND	25	3.4	ug/kg	
8001-35-2	Toxaphene	ND	98	98	ug/kg	

CAS No.	Surrogate Recoveries	Run# 1	Run# 2	Limits
877-09-8	Tetrachloro-m-xylene	60%		35-132%
877-09-8	Tetrachloro-m-xylene	60%		35-132%
2051-24-3	Decachlorobiphenyl	77%		35-132%
2051-24-3	Decachlorobiphenyl	87%		35-132%

(a) All results reported on wet weight basis.

ND = Not detected MDL - Method Detection Limit

RL = Reporting Limit

E = Indicates value exceeds calibration range

J = Indicates an estimated value

B = Indicates analyte found in associated method blank

N = Indicates presumptive evidence of a compound

## Report of Analysis

<b>Client Sample ID:</b>	PQ 8,9-FILL	
<b>Lab Sample ID:</b>	C17064-17	<b>Date Sampled:</b> 07/19/11
<b>Matrix:</b>	SO - Soil	<b>Date Received:</b> 07/20/11
<b>Method:</b>	SW846 8082 SW846 3545A	<b>Percent Solids:</b> n/a <sup>a</sup>
<b>Project:</b>	Romic Soil Investigation(Romic EPA) - 2081 Bay Road, East Palo Alto, CA	

Run #	File ID	DF	Analyzed	By	Prep Date	Prep Batch	Analytical Batch
Run #1	PP20314.D	1	07/22/11	RV	07/22/11	OP4281	GPP689
Run #2							

Run #	Initial Weight	Final Volume
Run #1	10.2 g	10.0 ml
Run #2		

## PCB List

CAS No.	Compound	Result	RL	MDL	Units	Q
12674-11-2	Aroclor 1016	ND	98	17	ug/kg	
11104-28-2	Aroclor 1221	ND	98	49	ug/kg	
11141-16-5	Aroclor 1232	ND	98	49	ug/kg	
53469-21-9	Aroclor 1242	ND	98	49	ug/kg	
12672-29-6	Aroclor 1248	ND	98	49	ug/kg	
11097-69-1	Aroclor 1254	ND	98	49	ug/kg	
11096-82-5	Aroclor 1260	ND	98	20	ug/kg	

CAS No.	Surrogate Recoveries	Run# 1	Run# 2	Limits
877-09-8	Tetrachloro-m-xylene	60%		45-108%
877-09-8	Tetrachloro-m-xylene	63%		45-108%
2051-24-3	Decachlorobiphenyl	76%		54-121%
2051-24-3	Decachlorobiphenyl	74%		54-121%

(a) All results reported on wet weight basis.

ND = Not detected      MDL - Method Detection Limit  
 RL = Reporting Limit  
 E = Indicates value exceeds calibration range

J = Indicates an estimated value  
 B = Indicates analyte found in associated method blank  
 N = Indicates presumptive evidence of a compound

### Report of Analysis

<b>Client Sample ID:</b> PQ 8,9-FILL		
<b>Lab Sample ID:</b> C17064-17		<b>Date Sampled:</b> 07/19/11
<b>Matrix:</b> SO - Soil		<b>Date Received:</b> 07/20/11
<b>Method:</b> SW846 8015B M SW846 3545A		<b>Percent Solids:</b> n/a <sup>a</sup>
<b>Project:</b> Romic Soil Investigation(Romic EPA) - 2081 Bay Road, East Palo Alto, CA		

Run #	File ID	DF	Analyzed	By	Prep Date	Prep Batch	Analytical Batch
Run #1	GG27031.D	1	07/24/11	JH	07/21/11	OP4276	GGG727
Run #2							

Run #	Initial Weight	Final Volume
Run #1	10.0 g	1.0 ml
Run #2		

**TPH Extractable w/ Silica Gel Cleanup**

CAS No.	Compound	Result	RL	MDL	Units	Q
	TPH (C10-C28)	5.49	10	5.0	mg/kg	J
	TPH (> C28-C40)	10.3	20	10	mg/kg	J

CAS No.	Surrogate Recoveries	Run# 1	Run# 2	Limits
630-01-3	Hexacosane	50%		45-140%

(a) All results reported on wet weight basis.

ND = Not detected      MDL - Method Detection Limit  
 RL = Reporting Limit  
 E = Indicates value exceeds calibration range

J = Indicates an estimated value  
 B = Indicates analyte found in associated method blank  
 N = Indicates presumptive evidence of a compound

## Report of Analysis

<b>Client Sample ID:</b>	PQ 8,9-FILL	<b>Date Sampled:</b>	07/19/11
<b>Lab Sample ID:</b>	C17064-17	<b>Date Received:</b>	07/20/11
<b>Matrix:</b>	SO - Soil	<b>Percent Solids:</b>	n/a <sup>a</sup>
<b>Project:</b>	Romic Soil Investigation(Romic EPA) - 2081 Bay Road,East Palo Alto,CA		

## Metals Analysis

Analyte	Result	RL	Units	DF	Prep	Analyzed By	Method	Prep Method
Antimony	< 1.8	1.8	mg/kg	1	07/21/11	07/23/11 DQ	SW846 6010B <sup>2</sup>	SW846 3050B <sup>5</sup>
Arsenic	< 1.8	1.8	mg/kg	1	07/21/11	07/23/11 DQ	SW846 6010B <sup>2</sup>	SW846 3050B <sup>5</sup>
Barium	19.2	18	mg/kg	1	07/21/11	07/23/11 DQ	SW846 6010B <sup>2</sup>	SW846 3050B <sup>5</sup>
Beryllium	< 0.91	0.91	mg/kg	1	07/21/11	07/23/11 DQ	SW846 6010B <sup>2</sup>	SW846 3050B <sup>5</sup>
Cadmium	< 0.91	0.91	mg/kg	1	07/21/11	07/26/11 RS	SW846 6010B <sup>3</sup>	SW846 3050B <sup>5</sup>
Chromium	6.4	0.91	mg/kg	1	07/21/11	07/23/11 DQ	SW846 6010B <sup>2</sup>	SW846 3050B <sup>5</sup>
Cobalt	2.6	0.91	mg/kg	1	07/21/11	07/23/11 DQ	SW846 6010B <sup>2</sup>	SW846 3050B <sup>5</sup>
Copper	9.1	2.3	mg/kg	1	07/21/11	07/23/11 DQ	SW846 6010B <sup>2</sup>	SW846 3050B <sup>5</sup>
Lead	2.1	1.8	mg/kg	1	07/21/11	07/23/11 DQ	SW846 6010B <sup>2</sup>	SW846 3050B <sup>5</sup>
Mercury	< 0.037	0.037	mg/kg	1	07/21/11	07/22/11 RW	SW846 7471A <sup>1</sup>	SW846 7471A <sup>6</sup>
Molybdenum	< 1.8	1.8	mg/kg	1	07/21/11	07/23/11 DQ	SW846 6010B <sup>2</sup>	SW846 3050B <sup>5</sup>
Nickel	6.0	0.91	mg/kg	1	07/21/11	07/23/11 DQ	SW846 6010B <sup>2</sup>	SW846 3050B <sup>5</sup>
Selenium	< 1.8	1.8	mg/kg	1	07/21/11	07/23/11 DQ	SW846 6010B <sup>2</sup>	SW846 3050B <sup>5</sup>
Silver	< 0.91	0.91	mg/kg	1	07/21/11	07/23/11 DQ	SW846 6010B <sup>2</sup>	SW846 3050B <sup>5</sup>
Thallium	< 1.8	1.8	mg/kg	1	07/21/11	07/23/11 DQ	SW846 6010B <sup>2</sup>	SW846 3050B <sup>5</sup>
Vanadium	17.2	0.91	mg/kg	1	07/21/11	07/23/11 DQ	SW846 6010B <sup>2</sup>	SW846 3050B <sup>5</sup>
Zinc	34.6	1.9	mg/kg	1	07/26/11	07/28/11 PH	SW846 6010B <sup>4</sup>	SW846 3050B <sup>7</sup>

- (1) Instrument QC Batch: MA1999
- (2) Instrument QC Batch: MA2000
- (3) Instrument QC Batch: MA2003
- (4) Instrument QC Batch: MA2019
- (5) Prep QC Batch: MP3746
- (6) Prep QC Batch: MP3751
- (7) Prep QC Batch: MP3769

(a) All results reported on wet weight basis.

RL = Reporting Limit

## Report of Analysis

<b>Client Sample ID:</b>	PQ 8,9-0.5	<b>Date Sampled:</b>	07/19/11
<b>Lab Sample ID:</b>	C17064-18	<b>Date Received:</b>	07/20/11
<b>Matrix:</b>	SO - Soil	<b>Percent Solids:</b>	n/a
<b>Method:</b>	SW846 8260B	<b>Project:</b> Romic Soil Investigation(Romic EPA) - 2081 Bay Road,East Palo Alto,CA	

Run #	File ID	DF	Analyzed	By	Prep Date	Prep Batch	Analytical Batch
Run #1 <sup>a</sup>	F051140.D	1	08/01/11	AFL	n/a	n/a	F:VF1548
Run #2							

Run #	Initial Weight	Final Volume	Methanol Aliquot
Run #1	5.20 g	5.0 ml	50.0 ul
Run #2			

## VOA 8260 List

CAS No.	Compound	Result	RL	MDL	Units	Q
67-64-1	Acetone <sup>b</sup>	ND	4800	1900	ug/kg	
71-43-2	Benzene	837	480	140	ug/kg	
108-86-1	Bromobenzene	247	480	130	ug/kg	J
74-97-5	Bromochloromethane	ND	480	130	ug/kg	
75-27-4	Bromodichloromethane	ND	480	110	ug/kg	
75-25-2	Bromoform	ND	480	140	ug/kg	
104-51-8	n-Butylbenzene	ND	480	120	ug/kg	
135-98-8	sec-Butylbenzene	ND	480	150	ug/kg	
98-06-6	tert-Butylbenzene	ND	480	120	ug/kg	
108-90-7	Chlorobenzene	ND	480	96	ug/kg	
75-00-3	Chloroethane	ND	480	190	ug/kg	
67-66-3	Chloroform	ND	480	120	ug/kg	
95-49-8	o-Chlorotoluene	ND	480	120	ug/kg	
106-43-4	p-Chlorotoluene	ND	480	120	ug/kg	
56-23-5	Carbon tetrachloride	ND	480	170	ug/kg	
75-34-3	1,1-Dichloroethane	1580	480	110	ug/kg	
75-35-4	1,1-Dichloroethylene	ND	480	130	ug/kg	
563-58-6	1,1-Dichloropropene	ND	480	120	ug/kg	
96-12-8	1,2-Dibromo-3-chloropropane	ND	480	220	ug/kg	
106-93-4	1,2-Dibromoethane	ND	480	96	ug/kg	
107-06-2	1,2-Dichloroethane	ND	480	96	ug/kg	
78-87-5	1,2-Dichloropropane	ND	480	120	ug/kg	
142-28-9	1,3-Dichloropropane	ND	480	96	ug/kg	
108-20-3	Di-Isopropyl ether	ND	480	96	ug/kg	
594-20-7	2,2-Dichloropropane	ND	480	130	ug/kg	
124-48-1	Dibromochloromethane	ND	480	96	ug/kg	
75-71-8	Dichlorodifluoromethane	ND	480	140	ug/kg	
156-59-2	cis-1,2-Dichloroethylene	3980	480	140	ug/kg	
10061-01-5	cis-1,3-Dichloropropene	ND	480	96	ug/kg	
541-73-1	m-Dichlorobenzene	ND	480	120	ug/kg	
95-50-1	o-Dichlorobenzene	ND	480	110	ug/kg	
106-46-7	p-Dichlorobenzene	ND	480	110	ug/kg	

ND = Not detected MDL - Method Detection Limit

RL = Reporting Limit

E = Indicates value exceeds calibration range

J = Indicates an estimated value

B = Indicates analyte found in associated method blank

N = Indicates presumptive evidence of a compound

## Report of Analysis

<b>Client Sample ID:</b>	PQ 8,9-0.5	<b>Date Sampled:</b>	07/19/11
<b>Lab Sample ID:</b>	C17064-18	<b>Date Received:</b>	07/20/11
<b>Matrix:</b>	SO - Soil	<b>Percent Solids:</b>	n/a
<b>Method:</b>	SW846 8260B	<b>Project:</b> Romic Soil Investigation(Romic EPA) - 2081 Bay Road,East Palo Alto,CA	

## VOA 8260 List

CAS No.	Compound	Result	RL	MDL	Units	Q
156-60-5	trans-1,2-Dichloroethylene	ND	480	140	ug/kg	
10061-02-6	trans-1,3-Dichloropropene	ND	480	110	ug/kg	
100-41-4	Ethylbenzene	3910	480	96	ug/kg	
637-92-3	Ethyl tert-Butyl Ether	ND	480	120	ug/kg	
591-78-6	2-Hexanone	ND	2400	520	ug/kg	
87-68-3	Hexachlorobutadiene	ND	480	190	ug/kg	
98-82-8	Isopropylbenzene	124	480	110	ug/kg	J
99-87-6	p-Isopropyltoluene	ND	480	120	ug/kg	
108-10-1	4-Methyl-2-pentanone	ND	2400	530	ug/kg	
74-83-9	Methyl bromide	ND	480	190	ug/kg	
74-87-3	Methyl chloride	ND	480	190	ug/kg	
74-95-3	Methylene bromide	ND	480	140	ug/kg	
75-09-2	Methylene chloride	442	960	440	ug/kg	J
78-93-3	Methyl ethyl ketone	ND	2400	590	ug/kg	
1634-04-4	Methyl Tert Butyl Ether	ND	480	190	ug/kg	
91-20-3	Naphthalene	390	480	190	ug/kg	J
103-65-1	n-Propylbenzene	186	480	130	ug/kg	J
100-42-5	Styrene	ND	480	250	ug/kg	
994-05-8	Tert-Amyl Methyl Ether	ND	480	120	ug/kg	
75-65-0	Tert Butyl Alcohol	ND	4800	1900	ug/kg	
630-20-6	1,1,1,2-Tetrachloroethane	ND	480	96	ug/kg	
71-55-6	1,1,1-Trichloroethane	1370	480	110	ug/kg	
79-34-5	1,1,2,2-Tetrachloroethane	ND	480	120	ug/kg	
79-00-5	1,1,2-Trichloroethane	ND	480	110	ug/kg	
87-61-6	1,2,3-Trichlorobenzene	ND	480	96	ug/kg	
96-18-4	1,2,3-Trichloropropane	ND	480	160	ug/kg	
120-82-1	1,2,4-Trichlorobenzene	ND	480	120	ug/kg	
95-63-6	1,2,4-Trimethylbenzene	1220	480	110	ug/kg	
108-67-8	1,3,5-Trimethylbenzene	399	480	120	ug/kg	J
127-18-4	Tetrachloroethylene	678	480	96	ug/kg	
108-88-3	Toluene	15100	480	120	ug/kg	
79-01-6	Trichloroethylene	151	480	120	ug/kg	J
75-69-4	Trichlorofluoromethane	ND	480	190	ug/kg	
75-01-4	Vinyl chloride	ND	480	140	ug/kg	
1330-20-7	Xylene (total)	15800	1400	310	ug/kg	

CAS No.	Surrogate Recoveries	Run# 1	Run# 2	Limits
1868-53-7	Dibromofluoromethane	95%		80-121%
2037-26-5	Toluene-D8	97%		71-130%

ND = Not detected MDL - Method Detection Limit

RL = Reporting Limit

E = Indicates value exceeds calibration range

J = Indicates an estimated value

B = Indicates analyte found in associated method blank

N = Indicates presumptive evidence of a compound

**Report of Analysis**

<b>Client Sample ID:</b>	PQ 8,9-0.5	<b>Date Sampled:</b>	07/19/11
<b>Lab Sample ID:</b>	C17064-18	<b>Date Received:</b>	07/20/11
<b>Matrix:</b>	SO - Soil	<b>Percent Solids:</b>	n/a
<b>Method:</b>	SW846 8260B	<b>Project:</b> Romic Soil Investigation(Romic EPA) - 2081 Bay Road,East Palo Alto,CA	

**VOA 8260 List**

CAS No.	Surrogate Recoveries	Run# 1	Run# 2	Limits
460-00-4	4-Bromofluorobenzene	105%		59-148%
17060-07-0	1,2-Dichloroethane-D4	94%		77-123%

(a) Pre-weighed vials were altered in the field; sample weights are estimated. Analysis performed at Accutest Laboratories, Orlando FL.

(b) ICV and BS outside of control limits.

ND = Not detected      MDL - Method Detection Limit  
 RL = Reporting Limit  
 E = Indicates value exceeds calibration range

J = Indicates an estimated value  
 B = Indicates analyte found in associated method blank  
 N = Indicates presumptive evidence of a compound



## Report of Analysis

Page 1 of 3

<b>Client Sample ID:</b>	PQ 8,9-2.9	<b>Date Sampled:</b>	07/19/11
<b>Lab Sample ID:</b>	C17064-19	<b>Date Received:</b>	07/20/11
<b>Matrix:</b>	SO - Soil	<b>Percent Solids:</b>	n/a
<b>Method:</b>	SW846 8260B	<b>Project:</b> Romic Soil Investigation(Romic EPA) - 2081 Bay Road,East Palo Alto,CA	

	File ID	DF	Analyzed	By	Prep Date	Prep Batch	Analytical Batch
Run #1 <sup>a</sup>	F051121.D	10	07/30/11	AFL	n/a	n/a	F:VF1547
Run #2 <sup>a</sup>	F051141.D	10	08/01/11	AFL	n/a	n/a	F:VF1548

	Initial Weight	Final Volume	Methanol Aliquot
Run #1	7.32 g	5.0 ml	25.0 ul
Run #2	7.32 g	5.0 ml	10.0 ul

## VOA 8260 List

CAS No.	Compound	Result	RL	MDL	Units	Q
67-64-1	Acetone <sup>b</sup>	ND	68000	27000	ug/kg	
71-43-2	Benzene	ND	6800	2000	ug/kg	
108-86-1	Bromobenzene	ND	6800	1900	ug/kg	
74-97-5	Bromochloromethane	ND	6800	1900	ug/kg	
75-27-4	Bromodichloromethane	ND	6800	1500	ug/kg	
75-25-2	Bromoform	ND	6800	2000	ug/kg	
104-51-8	n-Butylbenzene	ND	6800	1800	ug/kg	
135-98-8	sec-Butylbenzene	ND	6800	2200	ug/kg	
98-06-6	tert-Butylbenzene	ND	6800	1600	ug/kg	
108-90-7	Chlorobenzene	ND	6800	1400	ug/kg	
75-00-3	Chloroethane	ND	6800	2700	ug/kg	
67-66-3	Chloroform	ND	6800	1600	ug/kg	
95-49-8	o-Chlorotoluene	ND	6800	1600	ug/kg	
106-43-4	p-Chlorotoluene	ND	6800	1600	ug/kg	
56-23-5	Carbon tetrachloride	ND	6800	2500	ug/kg	
75-34-3	1,1-Dichloroethane	ND	6800	1500	ug/kg	
75-35-4	1,1-Dichloroethylene	ND	6800	1900	ug/kg	
563-58-6	1,1-Dichloropropene	ND	6800	1800	ug/kg	
96-12-8	1,2-Dibromo-3-chloropropane	ND	6800	3100	ug/kg	
106-93-4	1,2-Dibromoethane	ND	6800	1400	ug/kg	
107-06-2	1,2-Dichloroethane	ND	6800	1400	ug/kg	
78-87-5	1,2-Dichloropropane	ND	6800	1600	ug/kg	
142-28-9	1,3-Dichloropropane	ND	6800	1400	ug/kg	
108-20-3	Di-Isopropyl ether	ND	6800	1400	ug/kg	
594-20-7	2,2-Dichloropropane	ND	6800	1900	ug/kg	
124-48-1	Dibromochloromethane	ND	6800	1400	ug/kg	
75-71-8	Dichlorodifluoromethane	ND	6800	2000	ug/kg	
156-59-2	cis-1,2-Dichloroethylene	ND	6800	2000	ug/kg	
10061-01-5	cis-1,3-Dichloropropene	ND	6800	1400	ug/kg	
541-73-1	m-Dichlorobenzene	ND	6800	1600	ug/kg	
95-50-1	o-Dichlorobenzene	ND	6800	1500	ug/kg	
106-46-7	p-Dichlorobenzene	ND	6800	1500	ug/kg	

ND = Not detected MDL - Method Detection Limit

RL = Reporting Limit

E = Indicates value exceeds calibration range

J = Indicates an estimated value

B = Indicates analyte found in associated method blank

N = Indicates presumptive evidence of a compound

## Report of Analysis

<b>Client Sample ID:</b>	PQ 8,9-2.9	<b>Date Sampled:</b>	07/19/11
<b>Lab Sample ID:</b>	C17064-19	<b>Date Received:</b>	07/20/11
<b>Matrix:</b>	SO - Soil	<b>Percent Solids:</b>	n/a
<b>Method:</b>	SW846 8260B	<b>Project:</b> Romic Soil Investigation(Romic EPA) - 2081 Bay Road,East Palo Alto,CA	

## VOA 8260 List

CAS No.	Compound	Result	RL	MDL	Units	Q
156-60-5	trans-1,2-Dichloroethylene	ND	6800	2000	ug/kg	
10061-02-6	trans-1,3-Dichloropropene	ND	6800	1500	ug/kg	
100-41-4	Ethylbenzene	55300	6800	1400	ug/kg	
637-92-3	Ethyl tert-Butyl Ether	ND	6800	1800	ug/kg	
591-78-6	2-Hexanone	ND	34000	7400	ug/kg	
87-68-3	Hexachlorobutadiene	ND	6800	2700	ug/kg	
98-82-8	Isopropylbenzene	ND	6800	1500	ug/kg	
99-87-6	p-Isopropyltoluene	ND	6800	1600	ug/kg	
108-10-1	4-Methyl-2-pentanone	ND	34000	7500	ug/kg	
74-83-9	Methyl bromide	ND	6800	2700	ug/kg	
74-87-3	Methyl chloride	ND	6800	2700	ug/kg	
74-95-3	Methylene bromide	ND	6800	2000	ug/kg	
75-09-2	Methylene chloride	ND	14000	6300	ug/kg	
78-93-3	Methyl ethyl ketone <sup>c</sup>	ND	34000	8300	ug/kg	
1634-04-4	Methyl Tert Butyl Ether	ND	6800	2700	ug/kg	
91-20-3	Naphthalene	ND	6800	2700	ug/kg	
103-65-1	n-Propylbenzene	2470	6800	1900	ug/kg	J
100-42-5	Styrene	ND	6800	3600	ug/kg	
994-05-8	Tert-Amyl Methyl Ether	ND	6800	1800	ug/kg	
75-65-0	Tert Butyl Alcohol	ND	68000	27000	ug/kg	
630-20-6	1,1,1,2-Tetrachloroethane	ND	6800	1400	ug/kg	
71-55-6	1,1,1-Trichloroethane	2290	6800	1500	ug/kg	J
79-34-5	1,1,2,2-Tetrachloroethane	ND	6800	1600	ug/kg	
79-00-5	1,1,2-Trichloroethane	ND	6800	1500	ug/kg	
87-61-6	1,2,3-Trichlorobenzene	ND	6800	1400	ug/kg	
96-18-4	1,2,3-Trichloropropane	ND	6800	2300	ug/kg	
120-82-1	1,2,4-Trichlorobenzene	ND	6800	1600	ug/kg	
95-63-6	1,2,4-Trimethylbenzene	21000	6800	1500	ug/kg	
108-67-8	1,3,5-Trimethylbenzene	5300	6800	1800	ug/kg	J
127-18-4	Tetrachloroethylene	17300	6800	1400	ug/kg	
108-88-3	Toluene	231000 <sup>d</sup>	17000	4100	ug/kg	
79-01-6	Trichloroethylene	ND	6800	1600	ug/kg	
75-69-4	Trichlorofluoromethane	ND	6800	2700	ug/kg	
75-01-4	Vinyl chloride	ND	6800	2000	ug/kg	
1330-20-7	Xylene (total)	254000	20000	4400	ug/kg	

CAS No.	Surrogate Recoveries	Run# 1	Run# 2	Limits
1868-53-7	Dibromofluoromethane	107%	99%	80-121%
2037-26-5	Toluene-D8	99%	96%	71-130%

ND = Not detected MDL - Method Detection Limit

RL = Reporting Limit

E = Indicates value exceeds calibration range

J = Indicates an estimated value

B = Indicates analyte found in associated method blank

N = Indicates presumptive evidence of a compound

**Report of Analysis**

<b>Client Sample ID:</b>	PQ 8,9-2.9	<b>Date Sampled:</b>	07/19/11
<b>Lab Sample ID:</b>	C17064-19	<b>Date Received:</b>	07/20/11
<b>Matrix:</b>	SO - Soil	<b>Percent Solids:</b>	n/a
<b>Method:</b>	SW846 8260B	<b>Project:</b> Romic Soil Investigation(Romic EPA) - 2081 Bay Road,East Palo Alto,CA	

**VOA 8260 List**

CAS No.	Surrogate Recoveries	Run# 1	Run# 2	Limits
460-00-4	4-Bromofluorobenzene	101%	101%	59-148%
17060-07-0	1,2-Dichloroethane-D4	108%	100%	77-123%

- (a) Pre-weighed vials were altered in the field; sample weights are estimated. Analysis performed at Accutest Laboratories, Orlando FL.
- (b) ICV and BS outside of control limits.
- (c) Associated BS recovery outside control limits.
- (d) Result is from Run# 2

ND = Not detected      MDL - Method Detection Limit  
 RL = Reporting Limit  
 E = Indicates value exceeds calibration range

J = Indicates an estimated value  
 B = Indicates analyte found in associated method blank  
 N = Indicates presumptive evidence of a compound

## Report of Analysis

Page 1 of 3

<b>Client Sample ID:</b>	QR 8,9-FILL	<b>Date Sampled:</b>	07/19/11
<b>Lab Sample ID:</b>	C17064-20	<b>Date Received:</b>	07/20/11
<b>Matrix:</b>	SO - Soil	<b>Percent Solids:</b>	n/a <sup>a</sup>
<b>Method:</b>	SW846 8260B	<b>Project:</b> Romic Soil Investigation(Romic EPA) - 2081 Bay Road, East Palo Alto, CA	

Run #	File ID	DF	Analyzed	By	Prep Date	Prep Batch	Analytical Batch
Run #1 <sup>b</sup>	F051122.D	1	07/30/11	AFL	n/a	n/a	F:VF1547
Run #2							

Run #	Initial Weight
Run #1	6.32 g
Run #2	

## VOA 8260 List

CAS No.	Compound	Result	RL	MDL	Units	Q
67-64-1	Acetone <sup>c</sup>	ND	40	16	ug/kg	
71-43-2	Benzene	1.8	4.0	1.2	ug/kg	J
108-86-1	Bromobenzene	ND	4.0	1.1	ug/kg	
74-97-5	Bromochloromethane	ND	4.0	1.1	ug/kg	
75-27-4	Bromodichloromethane	ND	4.0	0.87	ug/kg	
75-25-2	Bromoform	ND	4.0	1.2	ug/kg	
104-51-8	n-Butylbenzene	ND	4.0	1.0	ug/kg	
135-98-8	sec-Butylbenzene	ND	4.0	1.3	ug/kg	
98-06-6	tert-Butylbenzene	ND	4.0	0.95	ug/kg	
108-90-7	Chlorobenzene	ND	4.0	0.79	ug/kg	
75-00-3	Chloroethane	ND	4.0	1.6	ug/kg	
67-66-3	Chloroform	ND	4.0	0.95	ug/kg	
95-49-8	o-Chlorotoluene	ND	4.0	0.95	ug/kg	
106-43-4	p-Chlorotoluene	ND	4.0	0.95	ug/kg	
56-23-5	Carbon tetrachloride	ND	4.0	1.4	ug/kg	
75-34-3	1,1-Dichloroethane	19.0	4.0	0.87	ug/kg	
75-35-4	1,1-Dichloroethylene	ND	4.0	1.1	ug/kg	
563-58-6	1,1-Dichloropropene	ND	4.0	1.0	ug/kg	
96-12-8	1,2-Dibromo-3-chloropropane	ND	4.0	1.8	ug/kg	
106-93-4	1,2-Dibromoethane	ND	4.0	0.79	ug/kg	
107-06-2	1,2-Dichloroethane	ND	4.0	0.79	ug/kg	
78-87-5	1,2-Dichloropropane	ND	4.0	0.95	ug/kg	
142-28-9	1,3-Dichloropropane	ND	4.0	0.79	ug/kg	
108-20-3	Di-Isopropyl ether	ND	4.0	0.79	ug/kg	
594-20-7	2,2-Dichloropropane	ND	4.0	1.1	ug/kg	
124-48-1	Dibromochloromethane	ND	4.0	0.79	ug/kg	
75-71-8	Dichlorodifluoromethane	ND	4.0	1.2	ug/kg	
156-59-2	cis-1,2-Dichloroethylene	35.8	4.0	1.2	ug/kg	
10061-01-5	cis-1,3-Dichloropropene	ND	4.0	0.79	ug/kg	
541-73-1	m-Dichlorobenzene	ND	4.0	0.95	ug/kg	
95-50-1	o-Dichlorobenzene	ND	4.0	0.87	ug/kg	
106-46-7	p-Dichlorobenzene	ND	4.0	0.87	ug/kg	

ND = Not detected MDL - Method Detection Limit

RL = Reporting Limit

E = Indicates value exceeds calibration range

J = Indicates an estimated value

B = Indicates analyte found in associated method blank

N = Indicates presumptive evidence of a compound

## Report of Analysis

<b>Client Sample ID:</b>	QR 8,9-FILL	<b>Date Sampled:</b>	07/19/11
<b>Lab Sample ID:</b>	C17064-20	<b>Date Received:</b>	07/20/11
<b>Matrix:</b>	SO - Soil	<b>Percent Solids:</b>	n/a <sup>a</sup>
<b>Method:</b>	SW846 8260B	<b>Project:</b> Romic Soil Investigation(Romic EPA) - 2081 Bay Road,East Palo Alto,CA	

## VOA 8260 List

CAS No.	Compound	Result	RL	MDL	Units	Q
156-60-5	trans-1,2-Dichloroethylene	ND	4.0	1.2	ug/kg	
10061-02-6	trans-1,3-Dichloropropene	ND	4.0	0.87	ug/kg	
100-41-4	Ethylbenzene	1.6	4.0	0.79	ug/kg	J
637-92-3	Ethyl tert-Butyl Ether	ND	4.0	1.0	ug/kg	
591-78-6	2-Hexanone	ND	20	4.3	ug/kg	
87-68-3	Hexachlorobutadiene	ND	4.0	1.6	ug/kg	
98-82-8	Isopropylbenzene	ND	4.0	0.87	ug/kg	
99-87-6	p-Isopropyltoluene	ND	4.0	0.95	ug/kg	
108-10-1	4-Methyl-2-pentanone	ND	20	4.4	ug/kg	
74-83-9	Methyl bromide	ND	4.0	1.6	ug/kg	
74-87-3	Methyl chloride	ND	4.0	1.6	ug/kg	
74-95-3	Methylene bromide	ND	4.0	1.2	ug/kg	
75-09-2	Methylene chloride	ND	7.9	3.6	ug/kg	
78-93-3	Methyl ethyl ketone <sup>d</sup>	ND	20	4.8	ug/kg	
1634-04-4	Methyl Tert Butyl Ether	ND	4.0	1.6	ug/kg	
91-20-3	Naphthalene	ND	4.0	1.6	ug/kg	
103-65-1	n-Propylbenzene	ND	4.0	1.1	ug/kg	
100-42-5	Styrene	ND	4.0	2.1	ug/kg	
994-05-8	Tert-Amyl Methyl Ether	ND	4.0	1.0	ug/kg	
75-65-0	Tert Butyl Alcohol	ND	40	16	ug/kg	
630-20-6	1,1,1,2-Tetrachloroethane	ND	4.0	0.79	ug/kg	
71-55-6	1,1,1-Trichloroethane	16.3	4.0	0.87	ug/kg	
79-34-5	1,1,2,2-Tetrachloroethane	ND	4.0	0.95	ug/kg	
79-00-5	1,1,2-Trichloroethane	ND	4.0	0.87	ug/kg	
87-61-6	1,2,3-Trichlorobenzene	ND	4.0	0.79	ug/kg	
96-18-4	1,2,3-Trichloropropane	ND	4.0	1.3	ug/kg	
120-82-1	1,2,4-Trichlorobenzene	ND	4.0	0.95	ug/kg	
95-63-6	1,2,4-Trimethylbenzene	ND	4.0	0.87	ug/kg	
108-67-8	1,3,5-Trimethylbenzene	ND	4.0	1.0	ug/kg	
127-18-4	Tetrachloroethylene	5.6	4.0	0.79	ug/kg	
108-88-3	Toluene	30.1	4.0	0.95	ug/kg	
79-01-6	Trichloroethylene	9.7	4.0	0.95	ug/kg	
75-69-4	Trichlorofluoromethane	ND	4.0	1.6	ug/kg	
75-01-4	Vinyl chloride	ND	4.0	1.2	ug/kg	
1330-20-7	Xylene (total)	8.0	12	2.5	ug/kg	J

CAS No.	Surrogate Recoveries	Run# 1	Run# 2	Limits
1868-53-7	Dibromofluoromethane	102%		80-121%
2037-26-5	Toluene-D8	101%		71-130%

ND = Not detected MDL - Method Detection Limit

RL = Reporting Limit

E = Indicates value exceeds calibration range

J = Indicates an estimated value

B = Indicates analyte found in associated method blank

N = Indicates presumptive evidence of a compound

**Report of Analysis**

<b>Client Sample ID:</b>	QR 8,9-FILL	<b>Date Sampled:</b>	07/19/11
<b>Lab Sample ID:</b>	C17064-20	<b>Date Received:</b>	07/20/11
<b>Matrix:</b>	SO - Soil	<b>Percent Solids:</b>	n/a <sup>a</sup>
<b>Method:</b>	SW846 8260B		
<b>Project:</b>	Romic Soil Investigation(Romic EPA) - 2081 Bay Road, East Palo Alto, CA		

**VOA 8260 List**

CAS No.	Surrogate Recoveries	Run# 1	Run# 2	Limits
460-00-4	4-Bromofluorobenzene	100%		59-148%
17060-07-0	1,2-Dichloroethane-D4	104%		77-123%

- (a) All results reported on wet weight basis.  
 (b) Pre-weighed vials were altered in the field; sample weights are estimated. Analysis performed at Accutest Laboratories, Orlando FL.  
 (c) ICV and BS outside of control limits.  
 (d) Associated BS recovery outside control limits.

ND = Not detected      MDL - Method Detection Limit  
 RL = Reporting Limit  
 E = Indicates value exceeds calibration range

J = Indicates an estimated value  
 B = Indicates analyte found in associated method blank  
 N = Indicates presumptive evidence of a compound

## Report of Analysis

<b>Client Sample ID:</b>	QR 8,9-FILL	<b>Date Sampled:</b>	07/19/11
<b>Lab Sample ID:</b>	C17064-20	<b>Date Received:</b>	07/20/11
<b>Matrix:</b>	SO - Soil	<b>Percent Solids:</b>	n/a <sup>a</sup>
<b>Method:</b>	SW846 8270C SW846 3550B	<b>Project:</b> Romic Soil Investigation(Romic EPA) - 2081 Bay Road, East Palo Alto, CA	

Run #	File ID	DF	Analyzed	By	Prep Date	Prep Batch	Analytical Batch
Run #1	Y9022.D	1	07/25/11	MT	07/23/11	OP4289	EY430
Run #2							

Run #	Initial Weight	Final Volume
Run #1	10.0 g	1.0 ml
Run #2		

## ABN Full List

CAS No.	Compound	Result	RL	MDL	Units	Q
65-85-0	Benzoic acid	ND	1000	890	ug/kg	
95-57-8	2-Chlorophenol	ND	1000	680	ug/kg	
59-50-7	4-Chloro-3-methyl phenol	ND	500	420	ug/kg	
120-83-2	2,4-Dichlorophenol	ND	500	140	ug/kg	
105-67-9	2,4-Dimethylphenol	ND	500	150	ug/kg	
51-28-5	2,4-Dinitrophenol	ND	2500	850	ug/kg	
534-52-1	4,6-Dinitro-o-cresol	ND	2000	1000	ug/kg	
95-48-7	2-Methylphenol	ND	500	170	ug/kg	
	3&4-Methylphenol	ND	500	150	ug/kg	
88-75-5	2-Nitrophenol	ND	500	130	ug/kg	
100-02-7	4-Nitrophenol	ND	2000	1200	ug/kg	
87-86-5	Pentachlorophenol	ND	500	420	ug/kg	
108-95-2	Phenol	ND	2000	1300	ug/kg	
95-95-4	2,4,5-Trichlorophenol	ND	500	120	ug/kg	
88-06-2	2,4,6-Trichlorophenol	ND	500	160	ug/kg	
83-32-9	Acenaphthene	ND	1000	500	ug/kg	
208-96-8	Acenaphthylene	ND	500	200	ug/kg	
62-53-3	Aniline	ND	500	140	ug/kg	
120-12-7	Anthracene	ND	500	100	ug/kg	
103-33-3	Azobenzene	ND	500	170	ug/kg	
92-87-5	Benzidine	ND	2500	730	ug/kg	
56-55-3	Benzo(a)anthracene	ND	500	70	ug/kg	
50-32-8	Benzo(a)pyrene	ND	500	90	ug/kg	
205-99-2	Benzo(b)fluoranthene	ND	500	60	ug/kg	
191-24-2	Benzo(g,h,i)perylene	ND	500	150	ug/kg	
207-08-9	Benzo(k)fluoranthene	ND	500	120	ug/kg	
101-55-3	4-Bromophenyl phenyl ether	ND	500	150	ug/kg	
85-68-7	Butyl benzyl phthalate	ND	500	110	ug/kg	
100-51-6	Benzyl Alcohol	ND	1000	160	ug/kg	
91-58-7	2-Chloronaphthalene	ND	500	180	ug/kg	
106-47-8	4-Chloroaniline	ND	500	140	ug/kg	
86-74-8	Carbazole	ND	500	80	ug/kg	

ND = Not detected MDL - Method Detection Limit

RL = Reporting Limit

E = Indicates value exceeds calibration range

J = Indicates an estimated value

B = Indicates analyte found in associated method blank

N = Indicates presumptive evidence of a compound

## Report of Analysis

<b>Client Sample ID:</b>	QR 8,9-FILL	<b>Date Sampled:</b>	07/19/11
<b>Lab Sample ID:</b>	C17064-20	<b>Date Received:</b>	07/20/11
<b>Matrix:</b>	SO - Soil	<b>Percent Solids:</b>	n/a <sup>a</sup>
<b>Method:</b>	SW846 8270C SW846 3550B		
<b>Project:</b>	Romic Soil Investigation(Romic EPA) - 2081 Bay Road,East Palo Alto,CA		

## ABN Full List

CAS No.	Compound	Result	RL	MDL	Units	Q
218-01-9	Chrysene	ND	500	100	ug/kg	
111-91-1	bis(2-Chloroethoxy)methane	ND	500	180	ug/kg	
111-44-4	bis(2-Chloroethyl)ether	ND	500	230	ug/kg	
108-60-1	bis(2-Chloroisopropyl)ether	ND	500	270	ug/kg	
7005-72-3	4-Chlorophenyl phenyl ether	ND	500	190	ug/kg	
95-50-1	1,2-Dichlorobenzene	ND	500	160	ug/kg	
541-73-1	1,3-Dichlorobenzene	ND	500	150	ug/kg	
106-46-7	1,4-Dichlorobenzene	ND	500	420	ug/kg	
121-14-2	2,4-Dinitrotoluene	ND	500	460	ug/kg	
606-20-2	2,6-Dinitrotoluene	ND	1000	320	ug/kg	
91-94-1	3,3'-Dichlorobenzidine	ND	2500	140	ug/kg	
53-70-3	Dibenzo(a,h)anthracene	ND	500	130	ug/kg	
132-64-9	Dibenzofuran	ND	500	160	ug/kg	
122-39-4	Diphenylamine	ND	500	120	ug/kg	
84-74-2	Di-n-butyl phthalate	ND	500	100	ug/kg	
117-84-0	Di-n-octyl phthalate	ND	500	130	ug/kg	
84-66-2	Diethyl phthalate	ND	500	170	ug/kg	
131-11-3	Dimethyl phthalate	ND	500	180	ug/kg	
117-81-7	bis(2-Ethylhexyl)phthalate	ND	500	220	ug/kg	
206-44-0	Fluoranthene	ND	500	100	ug/kg	
86-73-7	Fluorene	ND	500	180	ug/kg	
118-74-1	Hexachlorobenzene	ND	500	130	ug/kg	
87-68-3	Hexachlorobutadiene	ND	500	190	ug/kg	
77-47-4	Hexachlorocyclopentadiene	ND	500	140	ug/kg	
67-72-1	Hexachloroethane	ND	500	160	ug/kg	
193-39-5	Indeno(1,2,3-cd)pyrene	ND	500	140	ug/kg	
78-59-1	Isophorone	ND	500	170	ug/kg	
90-12-0	1-Methylnaphthalene	ND	500	160	ug/kg	
91-57-6	2-Methylnaphthalene	ND	500	160	ug/kg	
88-74-4	2-Nitroaniline	ND	500	120	ug/kg	
99-09-2	3-Nitroaniline	ND	500	120	ug/kg	
100-01-6	4-Nitroaniline	ND	500	300	ug/kg	
91-20-3	Naphthalene	ND	500	170	ug/kg	
98-95-3	Nitrobenzene	ND	500	160	ug/kg	
62-75-9	N-Nitrosodimethylamine	ND	5000	2200	ug/kg	
621-64-7	N-Nitroso-di-n-propylamine	ND	1000	550	ug/kg	
85-01-8	Phenanthrene	ND	500	110	ug/kg	
129-00-0	Pyrene	ND	1000	680	ug/kg	
110-86-1	Pyridine	ND	2000	220	ug/kg	
120-82-1	1,2,4-Trichlorobenzene	ND	500	340	ug/kg	

ND = Not detected MDL - Method Detection Limit

RL = Reporting Limit

E = Indicates value exceeds calibration range

J = Indicates an estimated value

B = Indicates analyte found in associated method blank

N = Indicates presumptive evidence of a compound



## Report of Analysis

<b>Client Sample ID:</b>	QR 8,9-FILL	<b>Date Sampled:</b>	07/19/11
<b>Lab Sample ID:</b>	C17064-20	<b>Date Received:</b>	07/20/11
<b>Matrix:</b>	SO - Soil	<b>Percent Solids:</b>	n/a <sup>a</sup>
<b>Method:</b>	SW846 8270C SW846 3550B		
<b>Project:</b>	Romic Soil Investigation(Romic EPA) - 2081 Bay Road, East Palo Alto, CA		

## ABN Full List

CAS No.	Surrogate Recoveries	Run# 1	Run# 2	Limits
367-12-4	2-Fluorophenol	68%		20-100%
4165-62-2	Phenol-d5	70%		20-100%
118-79-6	2,4,6-Tribromophenol	72%		30-100%
4165-60-0	Nitrobenzene-d5	68%		20-100%
321-60-8	2-Fluorobiphenyl	70%		20-106%
1718-51-0	Terphenyl-d14	107%		55-130%

(a) All results reported on wet weight basis.

ND = Not detected      MDL - Method Detection Limit  
 RL = Reporting Limit  
 E = Indicates value exceeds calibration range

J = Indicates an estimated value  
 B = Indicates analyte found in associated method blank  
 N = Indicates presumptive evidence of a compound

## Report of Analysis

<b>Client Sample ID:</b>	QR 8,9-FILL	<b>Date Sampled:</b>	07/19/11
<b>Lab Sample ID:</b>	C17064-20	<b>Date Received:</b>	07/20/11
<b>Matrix:</b>	SO - Soil	<b>Percent Solids:</b>	n/a <sup>a</sup>
<b>Method:</b>	SW846 8015B	<b>Project:</b> Romic Soil Investigation(Romic EPA) - 2081 Bay Road, East Palo Alto, CA	

Run #	File ID	DF	Analyzed	By	Prep Date	Prep Batch	Analytical Batch
Run #1	JK21527.D	1	08/02/11	TT	n/a	n/a	GJK888
Run #2							

Run #	Initial Weight
Run #1	5.28 g
Run #2	

## TPH Volatiles

CAS No.	Compound	Result	RL	MDL	Units	Q
	TPH-GRO (C6-C10)	ND	0.095	0.047	mg/kg	

CAS No.	Surrogate Recoveries	Run# 1	Run# 2	Limits
98-08-8	aaa-Trifluorotoluene	88%		60-157%

(a) All results reported on wet weight basis.

ND = Not detected      MDL - Method Detection Limit  
 RL = Reporting Limit  
 E = Indicates value exceeds calibration range

J = Indicates an estimated value  
 B = Indicates analyte found in associated method blank  
 N = Indicates presumptive evidence of a compound

## Report of Analysis

Page 1 of 1

<b>Client Sample ID:</b>	QR 8,9-FILL	<b>Date Sampled:</b>	07/19/11
<b>Lab Sample ID:</b>	C17064-20	<b>Date Received:</b>	07/20/11
<b>Matrix:</b>	SO - Soil	<b>Percent Solids:</b>	n/a <sup>a</sup>
<b>Method:</b>	SW846 8081A SW846 3545A	<b>Project:</b> Romic Soil Investigation(Romic EPA) - 2081 Bay Road, East Palo Alto, CA	

Run #1	File ID	DF	Analyzed	By	Prep Date	Prep Batch	Analytical Batch
Run #1	OO22807.D	1	07/27/11	RV	07/22/11	OP4280	G00729
Run #2							

Run #1	Initial Weight	Final Volume
Run #1	10.3 g	10.0 ml
Run #2		

## Pesticide PPL List

CAS No.	Compound	Result	RL	MDL	Units	Q
309-00-2	Aldrin	ND	24	9.7	ug/kg	
319-84-6	alpha-BHC	ND	24	11	ug/kg	
319-85-7	beta-BHC	ND	24	3.4	ug/kg	
319-86-8	delta-BHC	ND	24	3.4	ug/kg	
58-89-9	gamma-BHC (Lindane)	ND	24	7.3	ug/kg	
12789-03-6	Chlordane	ND	97	97	ug/kg	
60-57-1	Dieldrin	ND	24	2.9	ug/kg	
72-54-8	4,4' -DDD	ND	24	3.4	ug/kg	
72-55-9	4,4' -DDE	ND	24	2.9	ug/kg	
50-29-3	4,4' -DDT	ND	24	2.9	ug/kg	
72-20-8	Endrin	ND	24	2.9	ug/kg	
7421-93-4	Endrin aldehyde	ND	24	5.8	ug/kg	
959-98-8	Endosulfan-I	ND	24	3.4	ug/kg	
33213-65-9	Endosulfan-II	ND	24	3.4	ug/kg	
1031-07-8	Endosulfan sulfate	ND	24	7.8	ug/kg	
76-44-8	Heptachlor	ND	24	5.8	ug/kg	
1024-57-3	Heptachlor epoxide	ND	24	3.9	ug/kg	
72-43-5	Methoxychlor	ND	24	3.4	ug/kg	
8001-35-2	Toxaphene	ND	97	97	ug/kg	

CAS No.	Surrogate Recoveries	Run# 1	Run# 2	Limits
877-09-8	Tetrachloro-m-xylene	67%		35-132%
877-09-8	Tetrachloro-m-xylene	69%		35-132%
2051-24-3	Decachlorobiphenyl	87%		35-132%
2051-24-3	Decachlorobiphenyl	103%		35-132%

(a) All results reported on wet weight basis.

ND = Not detected MDL - Method Detection Limit

RL = Reporting Limit

E = Indicates value exceeds calibration range

J = Indicates an estimated value

B = Indicates analyte found in associated method blank

N = Indicates presumptive evidence of a compound

## Report of Analysis

<b>Client Sample ID:</b>	QR 8,9-FILL	<b>Date Sampled:</b>	07/19/11
<b>Lab Sample ID:</b>	C17064-20	<b>Date Received:</b>	07/20/11
<b>Matrix:</b>	SO - Soil	<b>Percent Solids:</b>	n/a <sup>a</sup>
<b>Method:</b>	SW846 8082 SW846 3545A	<b>Project:</b> Romic Soil Investigation(Romic EPA) - 2081 Bay Road, East Palo Alto, CA	

Run #	File ID	DF	Analyzed	By	Prep Date	Prep Batch	Analytical Batch
Run #1	PP20318.D	1	07/22/11	RV	07/22/11	OP4281	GPP689
Run #2							

Run #	Initial Weight	Final Volume
Run #1	10.3 g	10.0 ml
Run #2		

**PCB List**

CAS No.	Compound	Result	RL	MDL	Units	Q
12674-11-2	Aroclor 1016	ND	97	17	ug/kg	
11104-28-2	Aroclor 1221	ND	97	49	ug/kg	
11141-16-5	Aroclor 1232	ND	97	49	ug/kg	
53469-21-9	Aroclor 1242	ND	97	49	ug/kg	
12672-29-6	Aroclor 1248	ND	97	49	ug/kg	
11097-69-1	Aroclor 1254	ND	97	49	ug/kg	
11096-82-5	Aroclor 1260	ND	97	19	ug/kg	

CAS No.	Surrogate Recoveries	Run# 1	Run# 2	Limits
877-09-8	Tetrachloro-m-xylene	70%		45-108%
877-09-8	Tetrachloro-m-xylene	72%		45-108%
2051-24-3	Decachlorobiphenyl	97%		54-121%
2051-24-3	Decachlorobiphenyl	92%		54-121%

(a) All results reported on wet weight basis.

ND = Not detected      MDL - Method Detection Limit  
 RL = Reporting Limit  
 E = Indicates value exceeds calibration range

J = Indicates an estimated value  
 B = Indicates analyte found in associated method blank  
 N = Indicates presumptive evidence of a compound

## Report of Analysis

<b>Client Sample ID:</b>	QR 8,9-FILL	<b>Date Sampled:</b>	07/19/11
<b>Lab Sample ID:</b>	C17064-20	<b>Date Received:</b>	07/20/11
<b>Matrix:</b>	SO - Soil	<b>Percent Solids:</b>	n/a <sup>a</sup>
<b>Method:</b>	SW846 8015B M SW846 3545A	<b>Project:</b> Romic Soil Investigation(Romic EPA) - 2081 Bay Road, East Palo Alto, CA	

	File ID	DF	Analyzed	By	Prep Date	Prep Batch	Analytical Batch
Run #1	GG27032.D	1	07/24/11	JH	07/21/11	OP4276	GGG727
Run #2							

	Initial Weight	Final Volume
Run #1	10.0 g	1.0 ml
Run #2		

## TPH Extractable w/ Silica Gel Cleanup

CAS No.	Compound	Result	RL	MDL	Units	Q
	TPH (C10-C28)	ND	10	5.0	mg/kg	
	TPH (> C28-C40)	ND	20	10	mg/kg	

CAS No.	Surrogate Recoveries	Run# 1	Run# 2	Limits
630-01-3	Hexacosane	68%		45-140%

(a) All results reported on wet weight basis.

ND = Not detected      MDL - Method Detection Limit  
 RL = Reporting Limit  
 E = Indicates value exceeds calibration range

J = Indicates an estimated value  
 B = Indicates analyte found in associated method blank  
 N = Indicates presumptive evidence of a compound

## Report of Analysis

<b>Client Sample ID:</b>	QR 8,9-FILL	<b>Date Sampled:</b>	07/19/11
<b>Lab Sample ID:</b>	C17064-20	<b>Date Received:</b>	07/20/11
<b>Matrix:</b>	SO - Soil	<b>Percent Solids:</b>	n/a <sup>a</sup>
<b>Project:</b>	Romic Soil Investigation(Romic EPA) - 2081 Bay Road,East Palo Alto,CA		

## Metals Analysis

Analyte	Result	RL	Units	DF	Prep	Analyzed By	Method	Prep Method
Antimony	< 1.8	1.8	mg/kg	1	07/21/11	07/23/11 DQ	SW846 6010B <sup>2</sup>	SW846 3050B <sup>5</sup>
Arsenic	< 1.8	1.8	mg/kg	1	07/21/11	07/23/11 DQ	SW846 6010B <sup>2</sup>	SW846 3050B <sup>5</sup>
Barium	< 18	18	mg/kg	1	07/21/11	07/23/11 DQ	SW846 6010B <sup>2</sup>	SW846 3050B <sup>5</sup>
Beryllium	< 0.91	0.91	mg/kg	1	07/21/11	07/23/11 DQ	SW846 6010B <sup>2</sup>	SW846 3050B <sup>5</sup>
Cadmium	< 0.91	0.91	mg/kg	1	07/21/11	07/26/11 RS	SW846 6010B <sup>3</sup>	SW846 3050B <sup>5</sup>
Chromium	4.9	0.91	mg/kg	1	07/21/11	07/23/11 DQ	SW846 6010B <sup>2</sup>	SW846 3050B <sup>5</sup>
Cobalt	< 0.91	0.91	mg/kg	1	07/21/11	07/23/11 DQ	SW846 6010B <sup>2</sup>	SW846 3050B <sup>5</sup>
Copper	4.6	2.3	mg/kg	1	07/21/11	07/23/11 DQ	SW846 6010B <sup>2</sup>	SW846 3050B <sup>5</sup>
Lead	1.8	1.8	mg/kg	1	07/21/11	07/23/11 DQ	SW846 6010B <sup>2</sup>	SW846 3050B <sup>5</sup>
Mercury	< 0.040	0.040	mg/kg	1	07/21/11	07/22/11 RW	SW846 7471A <sup>1</sup>	SW846 7471A <sup>6</sup>
Molybdenum	< 1.8	1.8	mg/kg	1	07/21/11	07/23/11 DQ	SW846 6010B <sup>2</sup>	SW846 3050B <sup>5</sup>
Nickel	2.8	0.91	mg/kg	1	07/21/11	07/23/11 DQ	SW846 6010B <sup>2</sup>	SW846 3050B <sup>5</sup>
Selenium	< 1.8	1.8	mg/kg	1	07/21/11	07/23/11 DQ	SW846 6010B <sup>2</sup>	SW846 3050B <sup>5</sup>
Silver	< 0.91	0.91	mg/kg	1	07/21/11	07/23/11 DQ	SW846 6010B <sup>2</sup>	SW846 3050B <sup>5</sup>
Thallium	< 1.8	1.8	mg/kg	1	07/21/11	07/23/11 DQ	SW846 6010B <sup>2</sup>	SW846 3050B <sup>5</sup>
Vanadium	5.9	0.91	mg/kg	1	07/21/11	07/23/11 DQ	SW846 6010B <sup>2</sup>	SW846 3050B <sup>5</sup>
Zinc	8.8	1.8	mg/kg	1	07/26/11	07/28/11 PH	SW846 6010B <sup>4</sup>	SW846 3050B <sup>7</sup>

- (1) Instrument QC Batch: MA1999
- (2) Instrument QC Batch: MA2000
- (3) Instrument QC Batch: MA2003
- (4) Instrument QC Batch: MA2019
- (5) Prep QC Batch: MP3746
- (6) Prep QC Batch: MP3751
- (7) Prep QC Batch: MP3769

(a) All results reported on wet weight basis.

RL = Reporting Limit

## Report of Analysis

<b>Client Sample ID:</b>	QR 8,9-0.9	<b>Date Sampled:</b>	07/19/11
<b>Lab Sample ID:</b>	C17064-21	<b>Date Received:</b>	07/20/11
<b>Matrix:</b>	SO - Soil	<b>Percent Solids:</b>	n/a
<b>Method:</b>	SW846 8260B	<b>Project:</b> Romic Soil Investigation(Romic EPA) - 2081 Bay Road,East Palo Alto,CA	

	File ID	DF	Analyzed	By	Prep Date	Prep Batch	Analytical Batch
Run #1 <sup>a</sup>	F051143.D	1	08/01/11	AFL	n/a	n/a	F:VF1548
Run #2 <sup>a</sup>	F051123.D	1	07/30/11	AFL	n/a	n/a	F:VF1547

	Initial Weight	Final Volume	Methanol Aliquot
Run #1	6.64 g		
Run #2	5.45 g	5.0 ml	100 ul

## VOA 8260 List

CAS No.	Compound	Result	RL	MDL	Units	Q
67-64-1	Acetone <sup>b</sup>	28.8	38	15	ug/kg	J
71-43-2	Benzene	5.7	3.8	1.1	ug/kg	
108-86-1	Bromobenzene	6.7	3.8	1.1	ug/kg	
74-97-5	Bromochloromethane	ND	3.8	1.1	ug/kg	
75-27-4	Bromodichloromethane	ND	3.8	0.83	ug/kg	
75-25-2	Bromoform	ND	3.8	1.1	ug/kg	
104-51-8	n-Butylbenzene	1.3	3.8	0.98	ug/kg	J
135-98-8	sec-Butylbenzene	ND	3.8	1.2	ug/kg	
98-06-6	tert-Butylbenzene	ND	3.8	0.90	ug/kg	
108-90-7	Chlorobenzene	ND	3.8	0.75	ug/kg	
75-00-3	Chloroethane	2.5	3.8	1.5	ug/kg	J
67-66-3	Chloroform	ND	3.8	0.90	ug/kg	
95-49-8	o-Chlorotoluene	ND	3.8	0.90	ug/kg	
106-43-4	p-Chlorotoluene	ND	3.8	0.90	ug/kg	
56-23-5	Carbon tetrachloride	ND	3.8	1.4	ug/kg	
75-34-3	1,1-Dichloroethane	55.7	3.8	0.83	ug/kg	
75-35-4	1,1-Dichloroethylene	5.2	3.8	1.1	ug/kg	
563-58-6	1,1-Dichloropropene	ND	3.8	0.98	ug/kg	
96-12-8	1,2-Dibromo-3-chloropropane	ND	3.8	1.7	ug/kg	
106-93-4	1,2-Dibromoethane	ND	3.8	0.75	ug/kg	
107-06-2	1,2-Dichloroethane	ND	3.8	0.75	ug/kg	
78-87-5	1,2-Dichloropropane	ND	3.8	0.90	ug/kg	
142-28-9	1,3-Dichloropropane	ND	3.8	0.75	ug/kg	
108-20-3	Di-Isopropyl ether	ND	3.8	0.75	ug/kg	
594-20-7	2,2-Dichloropropane	ND	3.8	1.1	ug/kg	
124-48-1	Dibromochloromethane	ND	3.8	0.75	ug/kg	
75-71-8	Dichlorodifluoromethane	ND	3.8	1.1	ug/kg	
156-59-2	cis-1,2-Dichloroethylene	95.1	3.8	1.1	ug/kg	
10061-01-5	cis-1,3-Dichloropropene	ND	3.8	0.75	ug/kg	
541-73-1	m-Dichlorobenzene	ND	3.8	0.90	ug/kg	
95-50-1	o-Dichlorobenzene	3.9	3.8	0.83	ug/kg	
106-46-7	p-Dichlorobenzene	ND	3.8	0.83	ug/kg	

ND = Not detected MDL - Method Detection Limit

RL = Reporting Limit

E = Indicates value exceeds calibration range

J = Indicates an estimated value

B = Indicates analyte found in associated method blank

N = Indicates presumptive evidence of a compound

## Report of Analysis

<b>Client Sample ID:</b>	QR 8,9-0.9	<b>Date Sampled:</b>	07/19/11
<b>Lab Sample ID:</b>	C17064-21	<b>Date Received:</b>	07/20/11
<b>Matrix:</b>	SO - Soil	<b>Percent Solids:</b>	n/a
<b>Method:</b>	SW846 8260B		
<b>Project:</b>	Romic Soil Investigation(Romic EPA) - 2081 Bay Road,East Palo Alto,CA		

## VOA 8260 List

CAS No.	Compound	Result	RL	MDL	Units	Q
156-60-5	trans-1,2-Dichloroethylene	ND	3.8	1.1	ug/kg	
10061-02-6	trans-1,3-Dichloropropene	ND	3.8	0.83	ug/kg	
100-41-4	Ethylbenzene	117 <sup>c</sup>	230	46	ug/kg	J
637-92-3	Ethyl tert-Butyl Ether	ND	3.8	0.98	ug/kg	
591-78-6	2-Hexanone	ND	19	4.1	ug/kg	
87-68-3	Hexachlorobutadiene	ND	3.8	1.5	ug/kg	
98-82-8	Isopropylbenzene	3.9	3.8	0.83	ug/kg	
99-87-6	p-Isopropyltoluene	1.1	3.8	0.90	ug/kg	J
108-10-1	4-Methyl-2-pentanone	ND	19	4.1	ug/kg	
74-83-9	Methyl bromide	ND	3.8	1.5	ug/kg	
74-87-3	Methyl chloride	ND	3.8	1.5	ug/kg	
74-95-3	Methylene bromide	ND	3.8	1.1	ug/kg	
75-09-2	Methylene chloride	ND	7.5	3.5	ug/kg	
78-93-3	Methyl ethyl ketone	19.3	19	4.6	ug/kg	
1634-04-4	Methyl Tert Butyl Ether	ND	3.8	1.5	ug/kg	
91-20-3	Naphthalene	3.7	3.8	1.5	ug/kg	J
103-65-1	n-Propylbenzene	4.6	3.8	1.1	ug/kg	
100-42-5	Styrene	ND	3.8	2.0	ug/kg	
994-05-8	Tert-Amyl Methyl Ether	ND	3.8	0.98	ug/kg	
75-65-0	Tert Butyl Alcohol	ND	38	15	ug/kg	
630-20-6	1,1,1,2-Tetrachloroethane	ND	3.8	0.75	ug/kg	
71-55-6	1,1,1-Trichloroethane	158 <sup>c</sup>	230	50	ug/kg	J
79-34-5	1,1,2,2-Tetrachloroethane	ND	3.8	0.90	ug/kg	
79-00-5	1,1,2-Trichloroethane	ND	3.8	0.83	ug/kg	
87-61-6	1,2,3-Trichlorobenzene	ND	3.8	0.75	ug/kg	
96-18-4	1,2,3-Trichloropropane	ND	3.8	1.3	ug/kg	
120-82-1	1,2,4-Trichlorobenzene	ND	3.8	0.90	ug/kg	
95-63-6	1,2,4-Trimethylbenzene	42.6	3.8	0.83	ug/kg	
108-67-8	1,3,5-Trimethylbenzene	12.0	3.8	0.98	ug/kg	
127-18-4	Tetrachloroethylene	199 <sup>c</sup>	230	46	ug/kg	J
108-88-3	Toluene	1110 <sup>c</sup>	230	55	ug/kg	
79-01-6	Trichloroethylene	35.1	3.8	0.90	ug/kg	
75-69-4	Trichlorofluoromethane	ND	3.8	1.5	ug/kg	
75-01-4	Vinyl chloride	2.4	3.8	1.1	ug/kg	J
1330-20-7	Xylene (total)	532 <sup>c</sup>	690	150	ug/kg	J

CAS No.	Surrogate Recoveries	Run# 1	Run# 2	Limits
1868-53-7	Dibromofluoromethane	112%	98%	80-121%
2037-26-5	Toluene-D8	99%	97%	71-130%

ND = Not detected MDL - Method Detection Limit

RL = Reporting Limit

E = Indicates value exceeds calibration range

J = Indicates an estimated value

B = Indicates analyte found in associated method blank

N = Indicates presumptive evidence of a compound



## Report of Analysis

<b>Client Sample ID:</b> QR 8,9-0.9		<b>Date Sampled:</b> 07/19/11
<b>Lab Sample ID:</b> C17064-21		<b>Date Received:</b> 07/20/11
<b>Matrix:</b> SO - Soil		<b>Percent Solids:</b> n/a
<b>Method:</b> SW846 8260B		
<b>Project:</b> Romic Soil Investigation(Romic EPA) - 2081 Bay Road,East Palo Alto,CA		

**VOA 8260 List**

CAS No.	Surrogate Recoveries	Run# 1	Run# 2	Limits
460-00-4	4-Bromofluorobenzene	94%	100%	59-148%
17060-07-0	1,2-Dichloroethane-D4	114%	98%	77-123%

- (a) Pre-weighed vials were altered in the field; sample weights are estimated. Analysis performed at Accutest Laboratories, Orlando FL.
- (b) ICV and BS outside of control limits.
- (c) Result is from Run# 2

ND = Not detected      MDL - Method Detection Limit  
 RL = Reporting Limit  
 E = Indicates value exceeds calibration range

J = Indicates an estimated value  
 B = Indicates analyte found in associated method blank  
 N = Indicates presumptive evidence of a compound

## Report of Analysis

Page 1 of 3

<b>Client Sample ID:</b>	QR 8,9-3.4	<b>Date Sampled:</b>	07/19/11
<b>Lab Sample ID:</b>	C17064-22	<b>Date Received:</b>	07/20/11
<b>Matrix:</b>	SO - Soil	<b>Percent Solids:</b>	n/a
<b>Method:</b>	SW846 8260B	<b>Project:</b> Romic Soil Investigation(Romic EPA) - 2081 Bay Road, East Palo Alto, CA	

Run #	File ID	DF	Analyzed	By	Prep Date	Prep Batch	Analytical Batch
Run #1 <sup>a</sup>	F051124.D	10	07/30/11	AFL	n/a	n/a	F:VF1547
Run #2							

Run #	Initial Weight	Final Volume	Methanol Aliquot
Run #1	6.86 g	5.0 ml	50.0 ul
Run #2			

## VOA 8260 List

CAS No.	Compound	Result	RL	MDL	Units	Q
67-64-1	Acetone <sup>b</sup>	ND	36000	15000	ug/kg	
71-43-2	Benzene	ND	3600	1100	ug/kg	
108-86-1	Bromobenzene	ND	3600	1000	ug/kg	
74-97-5	Bromochloromethane	ND	3600	1000	ug/kg	
75-27-4	Bromodichloromethane	ND	3600	800	ug/kg	
75-25-2	Bromoform	ND	3600	1100	ug/kg	
104-51-8	n-Butylbenzene	1660	3600	950	ug/kg	J
135-98-8	sec-Butylbenzene	ND	3600	1200	ug/kg	
98-06-6	tert-Butylbenzene	ND	3600	870	ug/kg	
108-90-7	Chlorobenzene	ND	3600	730	ug/kg	
75-00-3	Chloroethane	ND	3600	1500	ug/kg	
67-66-3	Chloroform	ND	3600	870	ug/kg	
95-49-8	o-Chlorotoluene	ND	3600	870	ug/kg	
106-43-4	p-Chlorotoluene	ND	3600	870	ug/kg	
56-23-5	Carbon tetrachloride	ND	3600	1300	ug/kg	
75-34-3	1,1-Dichloroethane	1840	3600	800	ug/kg	J
75-35-4	1,1-Dichloroethylene	ND	3600	1000	ug/kg	
563-58-6	1,1-Dichloropropene	ND	3600	950	ug/kg	
96-12-8	1,2-Dibromo-3-chloropropane	ND	3600	1700	ug/kg	
106-93-4	1,2-Dibromoethane	ND	3600	730	ug/kg	
107-06-2	1,2-Dichloroethane	ND	3600	730	ug/kg	
78-87-5	1,2-Dichloropropane	ND	3600	870	ug/kg	
142-28-9	1,3-Dichloropropane	ND	3600	730	ug/kg	
108-20-3	Di-Isopropyl ether	ND	3600	730	ug/kg	
594-20-7	2,2-Dichloropropane	ND	3600	1000	ug/kg	
124-48-1	Dibromochloromethane	ND	3600	730	ug/kg	
75-71-8	Dichlorodifluoromethane	ND	3600	1100	ug/kg	
156-59-2	cis-1,2-Dichloroethylene	4010	3600	1100	ug/kg	
10061-01-5	cis-1,3-Dichloropropene	ND	3600	730	ug/kg	
541-73-1	m-Dichlorobenzene	ND	3600	870	ug/kg	
95-50-1	o-Dichlorobenzene	ND	3600	800	ug/kg	
106-46-7	p-Dichlorobenzene	ND	3600	800	ug/kg	

ND = Not detected MDL - Method Detection Limit

RL = Reporting Limit

E = Indicates value exceeds calibration range

J = Indicates an estimated value

B = Indicates analyte found in associated method blank

N = Indicates presumptive evidence of a compound

## Report of Analysis

<b>Client Sample ID:</b>	QR 8,9-3.4	<b>Date Sampled:</b>	07/19/11
<b>Lab Sample ID:</b>	C17064-22	<b>Date Received:</b>	07/20/11
<b>Matrix:</b>	SO - Soil	<b>Percent Solids:</b>	n/a
<b>Method:</b>	SW846 8260B	<b>Project:</b> Romc Soil Investigation(Romc EPA) - 2081 Bay Road,East Palo Alto,CA	

## VOA 8260 List

CAS No.	Compound	Result	RL	MDL	Units	Q
156-60-5	trans-1,2-Dichloroethylene	ND	3600	1100	ug/kg	
10061-02-6	trans-1,3-Dichloropropene	ND	3600	800	ug/kg	
100-41-4	Ethylbenzene	69000	3600	730	ug/kg	
637-92-3	Ethyl tert-Butyl Ether	ND	3600	950	ug/kg	
591-78-6	2-Hexanone	ND	18000	3900	ug/kg	
87-68-3	Hexachlorobutadiene	ND	3600	1500	ug/kg	
98-82-8	Isopropylbenzene	2210	3600	800	ug/kg	J
99-87-6	p-Isopropyltoluene	1500	3600	870	ug/kg	J
108-10-1	4-Methyl-2-pentanone	ND	18000	4000	ug/kg	
74-83-9	Methyl bromide	ND	3600	1500	ug/kg	
74-87-3	Methyl chloride	ND	3600	1500	ug/kg	
74-95-3	Methylene bromide	ND	3600	1100	ug/kg	
75-09-2	Methylene chloride	ND	7300	3400	ug/kg	
78-93-3	Methyl ethyl ketone <sup>c</sup>	ND	18000	4400	ug/kg	
1634-04-4	Methyl Tert Butyl Ether	ND	3600	1500	ug/kg	
91-20-3	Naphthalene	7330	3600	1500	ug/kg	
103-65-1	n-Propylbenzene	3950	3600	1000	ug/kg	
100-42-5	Styrene	ND	3600	1900	ug/kg	
994-05-8	Tert-Amyl Methyl Ether	ND	3600	950	ug/kg	
75-65-0	Tert Butyl Alcohol	ND	36000	15000	ug/kg	
630-20-6	1,1,1,2-Tetrachloroethane	ND	3600	730	ug/kg	
71-55-6	1,1,1-Trichloroethane	ND	3600	800	ug/kg	
79-34-5	1,1,2,2-Tetrachloroethane	1770	3600	870	ug/kg	J
79-00-5	1,1,2-Trichloroethane	ND	3600	800	ug/kg	
87-61-6	1,2,3-Trichlorobenzene	ND	3600	730	ug/kg	
96-18-4	1,2,3-Trichloropropane	ND	3600	1200	ug/kg	
120-82-1	1,2,4-Trichlorobenzene	ND	3600	870	ug/kg	
95-63-6	1,2,4-Trimethylbenzene	36400	3600	800	ug/kg	
108-67-8	1,3,5-Trimethylbenzene	9270	3600	950	ug/kg	
127-18-4	Tetrachloroethylene	ND	3600	730	ug/kg	
108-88-3	Toluene	122000	3600	870	ug/kg	
79-01-6	Trichloroethylene	ND	3600	870	ug/kg	
75-69-4	Trichlorofluoromethane	ND	3600	1500	ug/kg	
75-01-4	Vinyl chloride	ND	3600	1100	ug/kg	
1330-20-7	Xylene (total)	301000	11000	2300	ug/kg	E

CAS No.	Surrogate Recoveries	Run# 1	Run# 2	Limits
1868-53-7	Dibromofluoromethane	105%		80-121%
2037-26-5	Toluene-D8	101%		71-130%

ND = Not detected MDL - Method Detection Limit

RL = Reporting Limit

E = Indicates value exceeds calibration range

J = Indicates an estimated value

B = Indicates analyte found in associated method blank

N = Indicates presumptive evidence of a compound

**Report of Analysis**

<b>Client Sample ID:</b>	QR 8,9-3.4	<b>Date Sampled:</b>	07/19/11
<b>Lab Sample ID:</b>	C17064-22	<b>Date Received:</b>	07/20/11
<b>Matrix:</b>	SO - Soil	<b>Percent Solids:</b>	n/a
<b>Method:</b>	SW846 8260B	<b>Project:</b> Romic Soil Investigation(Romic EPA) - 2081 Bay Road,East Palo Alto,CA	

**VOA 8260 List**

CAS No.	Surrogate Recoveries	Run# 1	Run# 2	Limits
460-00-4	4-Bromofluorobenzene	99%		59-148%
17060-07-0	1,2-Dichloroethane-D4	108%		77-123%

- (a) Pre-weighed vials were altered in the field; sample weights are estimated. Analysis performed at Accutest Laboratories, Orlando FL.
- (b) ICV and BS outside of control limits.
- (c) Associated BS recovery outside control limits.

ND = Not detected      MDL - Method Detection Limit  
 RL = Reporting Limit  
 E = Indicates value exceeds calibration range

J = Indicates an estimated value  
 B = Indicates analyte found in associated method blank  
 N = Indicates presumptive evidence of a compound

## Report of Analysis

<b>Client Sample ID:</b>	QR 8,9-6.4	<b>Date Sampled:</b>	07/19/11
<b>Lab Sample ID:</b>	C17064-23	<b>Date Received:</b>	07/20/11
<b>Matrix:</b>	SO - Soil	<b>Percent Solids:</b>	n/a
<b>Method:</b>	SW846 8260B	<b>Project:</b> Romic Soil Investigation(Romic EPA) - 2081 Bay Road,East Palo Alto,CA	

Run #	File ID	DF	Analyzed	By	Prep Date	Prep Batch	Analytical Batch
Run #1 <sup>a</sup>	F051125.D	1	07/30/11	AFL	n/a	n/a	F:VF1547
Run #2							

Run #	Initial Weight	Final Volume	Methanol Aliquot
Run #1	6.52 g	5.0 ml	20.0 ul
Run #2			

## VOA 8260 List

CAS No.	Compound	Result	RL	MDL	Units	Q
67-64-1	Acetone <sup>b</sup>	ND	9600	3800	ug/kg	
71-43-2	Benzene	ND	960	290	ug/kg	
108-86-1	Bromobenzene	ND	960	270	ug/kg	
74-97-5	Bromochloromethane	ND	960	270	ug/kg	
75-27-4	Bromodichloromethane	ND	960	210	ug/kg	
75-25-2	Bromoform	ND	960	290	ug/kg	
104-51-8	n-Butylbenzene	ND	960	250	ug/kg	
135-98-8	sec-Butylbenzene	ND	960	310	ug/kg	
98-06-6	tert-Butylbenzene	ND	960	230	ug/kg	
108-90-7	Chlorobenzene	ND	960	190	ug/kg	
75-00-3	Chloroethane	ND	960	380	ug/kg	
67-66-3	Chloroform	ND	960	230	ug/kg	
95-49-8	o-Chlorotoluene	ND	960	230	ug/kg	
106-43-4	p-Chlorotoluene	ND	960	230	ug/kg	
56-23-5	Carbon tetrachloride	ND	960	350	ug/kg	
75-34-3	1,1-Dichloroethane	2010	960	210	ug/kg	
75-35-4	1,1-Dichloroethylene	ND	960	270	ug/kg	
563-58-6	1,1-Dichloropropene	ND	960	250	ug/kg	
96-12-8	1,2-Dibromo-3-chloropropane	ND	960	440	ug/kg	
106-93-4	1,2-Dibromoethane	ND	960	190	ug/kg	
107-06-2	1,2-Dichloroethane	ND	960	190	ug/kg	
78-87-5	1,2-Dichloropropane	ND	960	230	ug/kg	
142-28-9	1,3-Dichloropropane	ND	960	190	ug/kg	
108-20-3	Di-Isopropyl ether	ND	960	190	ug/kg	
594-20-7	2,2-Dichloropropane	ND	960	270	ug/kg	
124-48-1	Dibromochloromethane	ND	960	190	ug/kg	
75-71-8	Dichlorodifluoromethane	ND	960	290	ug/kg	
156-59-2	cis-1,2-Dichloroethylene	4940	960	290	ug/kg	
10061-01-5	cis-1,3-Dichloropropene	ND	960	190	ug/kg	
541-73-1	m-Dichlorobenzene	ND	960	230	ug/kg	
95-50-1	o-Dichlorobenzene	ND	960	210	ug/kg	
106-46-7	p-Dichlorobenzene	ND	960	210	ug/kg	

ND = Not detected MDL - Method Detection Limit

RL = Reporting Limit

E = Indicates value exceeds calibration range

J = Indicates an estimated value

B = Indicates analyte found in associated method blank

N = Indicates presumptive evidence of a compound

## Report of Analysis

<b>Client Sample ID:</b>	QR 8,9-6.4	<b>Date Sampled:</b>	07/19/11
<b>Lab Sample ID:</b>	C17064-23	<b>Date Received:</b>	07/20/11
<b>Matrix:</b>	SO - Soil	<b>Percent Solids:</b>	n/a
<b>Method:</b>	SW846 8260B	<b>Project:</b> Romic Soil Investigation(Romic EPA) - 2081 Bay Road,East Palo Alto,CA	

## VOA 8260 List

CAS No.	Compound	Result	RL	MDL	Units	Q
156-60-5	trans-1,2-Dichloroethylene	ND	960	290	ug/kg	
10061-02-6	trans-1,3-Dichloropropene	ND	960	210	ug/kg	
100-41-4	Ethylbenzene	2060	960	190	ug/kg	
637-92-3	Ethyl tert-Butyl Ether	ND	960	250	ug/kg	
591-78-6	2-Hexanone	ND	4800	1000	ug/kg	
87-68-3	Hexachlorobutadiene	ND	960	380	ug/kg	
98-82-8	Isopropylbenzene	ND	960	210	ug/kg	
99-87-6	p-Isopropyltoluene	ND	960	230	ug/kg	
108-10-1	4-Methyl-2-pentanone	ND	4800	1100	ug/kg	
74-83-9	Methyl bromide	ND	960	380	ug/kg	
74-87-3	Methyl chloride	ND	960	380	ug/kg	
74-95-3	Methylene bromide	ND	960	290	ug/kg	
75-09-2	Methylene chloride	ND	1900	880	ug/kg	
78-93-3	Methyl ethyl ketone <sup>c</sup>	ND	4800	1200	ug/kg	
1634-04-4	Methyl Tert Butyl Ether	ND	960	380	ug/kg	
91-20-3	Naphthalene	ND	960	380	ug/kg	
103-65-1	n-Propylbenzene	ND	960	270	ug/kg	
100-42-5	Styrene	ND	960	500	ug/kg	
994-05-8	Tert-Amyl Methyl Ether	ND	960	250	ug/kg	
75-65-0	Tert Butyl Alcohol	ND	9600	3800	ug/kg	
630-20-6	1,1,1,2-Tetrachloroethane	ND	960	190	ug/kg	
71-55-6	1,1,1-Trichloroethane	ND	960	210	ug/kg	
79-34-5	1,1,2,2-Tetrachloroethane	ND	960	230	ug/kg	
79-00-5	1,1,2-Trichloroethane	ND	960	210	ug/kg	
87-61-6	1,2,3-Trichlorobenzene	ND	960	190	ug/kg	
96-18-4	1,2,3-Trichloropropane	ND	960	330	ug/kg	
120-82-1	1,2,4-Trichlorobenzene	ND	960	230	ug/kg	
95-63-6	1,2,4-Trimethylbenzene	655	960	210	ug/kg	J
108-67-8	1,3,5-Trimethylbenzene	ND	960	250	ug/kg	
127-18-4	Tetrachloroethylene	ND	960	190	ug/kg	
108-88-3	Toluene	25500	960	230	ug/kg	
79-01-6	Trichloroethylene	ND	960	230	ug/kg	
75-69-4	Trichlorofluoromethane	ND	960	380	ug/kg	
75-01-4	Vinyl chloride	ND	960	290	ug/kg	
1330-20-7	Xylene (total)	10100	2900	610	ug/kg	

CAS No.	Surrogate Recoveries	Run# 1	Run# 2	Limits
1868-53-7	Dibromofluoromethane	103%		80-121%
2037-26-5	Toluene-D8	100%		71-130%

ND = Not detected MDL - Method Detection Limit

RL = Reporting Limit

E = Indicates value exceeds calibration range

J = Indicates an estimated value

B = Indicates analyte found in associated method blank

N = Indicates presumptive evidence of a compound

**Report of Analysis**

<b>Client Sample ID:</b>	QR 8,9-6.4	<b>Date Sampled:</b>	07/19/11
<b>Lab Sample ID:</b>	C17064-23	<b>Date Received:</b>	07/20/11
<b>Matrix:</b>	SO - Soil	<b>Percent Solids:</b>	n/a
<b>Method:</b>	SW846 8260B	<b>Project:</b> Romic Soil Investigation(Romic EPA) - 2081 Bay Road,East Palo Alto,CA	

**VOA 8260 List**

CAS No.	Surrogate Recoveries	Run# 1	Run# 2	Limits
460-00-4	4-Bromofluorobenzene	99%		59-148%
17060-07-0	1,2-Dichloroethane-D4	104%		77-123%

- (a) Pre-weighed vials were altered in the field; sample weights are estimated. Analysis performed at Accutest Laboratories, Orlando FL.
- (b) ICV and BS outside of control limits.
- (c) Associated BS recovery outside control limits.

ND = Not detected      MDL - Method Detection Limit  
 RL = Reporting Limit  
 E = Indicates value exceeds calibration range

J = Indicates an estimated value  
 B = Indicates analyte found in associated method blank  
 N = Indicates presumptive evidence of a compound

## Report of Analysis

Page 1 of 3

<b>Client Sample ID:</b>	08-FILL	<b>Date Sampled:</b>	07/19/11
<b>Lab Sample ID:</b>	C17064-24	<b>Date Received:</b>	07/20/11
<b>Matrix:</b>	SO - Soil	<b>Percent Solids:</b>	n/a <sup>a</sup>
<b>Method:</b>	SW846 8260B	<b>Project:</b> Romic Soil Investigation(Romic EPA) - 2081 Bay Road, East Palo Alto, CA	

Run #	File ID	DF	Analyzed	By	Prep Date	Prep Batch	Analytical Batch
Run #1 <sup>b</sup>	G0073965.D	1	08/01/11	AFL	n/a	n/a	F:VG2761
Run #2							

Run #	Initial Weight	Final Volume	Methanol Aliquot
Run #1	6.10 g	5.0 ml	10.0 ul
Run #2			

## VOA 8260 List

CAS No.	Compound	Result	RL	MDL	Units	Q
67-64-1	Acetone <sup>c</sup>	ND	2000	8200	ug/kg	
71-43-2	Benzene	ND	2000	610	ug/kg	
108-86-1	Bromobenzene	ND	2000	570	ug/kg	
74-97-5	Bromochloromethane	ND	2000	570	ug/kg	
75-27-4	Bromodichloromethane	ND	2000	450	ug/kg	
75-25-2	Bromoform	ND	2000	610	ug/kg	
104-51-8	n-Butylbenzene	788	2000	530	ug/kg	J
135-98-8	sec-Butylbenzene	ND	2000	660	ug/kg	
98-06-6	tert-Butylbenzene	ND	2000	490	ug/kg	
108-90-7	Chlorobenzene	ND	2000	410	ug/kg	
75-00-3	Chloroethane	ND	2000	820	ug/kg	
67-66-3	Chloroform	ND	2000	490	ug/kg	
95-49-8	o-Chlorotoluene	ND	2000	490	ug/kg	
106-43-4	p-Chlorotoluene	ND	2000	490	ug/kg	
56-23-5	Carbon tetrachloride	ND	2000	740	ug/kg	
75-34-3	1,1-Dichloroethane	3920	2000	450	ug/kg	
75-35-4	1,1-Dichloroethylene	1370	2000	570	ug/kg	J
563-58-6	1,1-Dichloropropene	ND	2000	530	ug/kg	
96-12-8	1,2-Dibromo-3-chloropropan <sup>d</sup>	ND	2000	940	ug/kg	
106-93-4	1,2-Dibromoethane	ND	2000	410	ug/kg	
107-06-2	1,2-Dichloroethane	ND	2000	410	ug/kg	
78-87-5	1,2-Dichloropropane	ND	2000	490	ug/kg	
142-28-9	1,3-Dichloropropane	ND	2000	410	ug/kg	
108-20-3	Di-Isopropyl ether	ND	2000	410	ug/kg	
594-20-7	2,2-Dichloropropane	ND	2000	570	ug/kg	
124-48-1	Dibromochloromethane	ND	2000	410	ug/kg	
75-71-8	Dichlorodifluoromethane <sup>d</sup>	ND	2000	610	ug/kg	
156-59-2	cis-1,2-Dichloroethylene	900	2000	610	ug/kg	J
10061-01-5	cis-1,3-Dichloropropene	ND	2000	410	ug/kg	
541-73-1	m-Dichlorobenzene	ND	2000	490	ug/kg	
95-50-1	o-Dichlorobenzene	ND	2000	450	ug/kg	
106-46-7	p-Dichlorobenzene	ND	2000	450	ug/kg	

ND = Not detected MDL - Method Detection Limit

J = Indicates an estimated value

RL = Reporting Limit

B = Indicates analyte found in associated method blank

E = Indicates value exceeds calibration range

N = Indicates presumptive evidence of a compound



## Report of Analysis

<b>Client Sample ID:</b>	08-FILL	<b>Date Sampled:</b>	07/19/11
<b>Lab Sample ID:</b>	C17064-24	<b>Date Received:</b>	07/20/11
<b>Matrix:</b>	SO - Soil	<b>Percent Solids:</b>	n/a <sup>a</sup>
<b>Method:</b>	SW846 8260B		
<b>Project:</b>	Romic Soil Investigation(Romic EPA) - 2081 Bay Road,East Palo Alto,CA		

## VOA 8260 List

CAS No.	Compound	Result	RL	MDL	Units	Q
156-60-5	trans-1,2-Dichloroethylene	ND	2000	610	ug/kg	
10061-02-6	trans-1,3-Dichloropropene	ND	2000	450	ug/kg	
100-41-4	Ethylbenzene	32800	2000	410	ug/kg	
637-92-3	Ethyl tert-Butyl Ether	ND	2000	530	ug/kg	
591-78-6	2-Hexanone	ND	10000	2200	ug/kg	
87-68-3	Hexachlorobutadiene	ND	2000	820	ug/kg	
98-82-8	Isopropylbenzene	1700	2000	450	ug/kg	J
99-87-6	p-Isopropyltoluene	ND	2000	490	ug/kg	
108-10-1	4-Methyl-2-pentanone <sup>d</sup>	ND	10000	2300	ug/kg	
74-83-9	Methyl bromide <sup>d</sup>	ND	2000	820	ug/kg	
74-87-3	Methyl chloride	ND	2000	820	ug/kg	
74-95-3	Methylene bromide	ND	2000	610	ug/kg	
75-09-2	Methylene chloride	ND	4100	1900	ug/kg	
78-93-3	Methyl ethyl ketone	ND	10000	2500	ug/kg	
1634-04-4	Methyl Tert Butyl Ether	ND	2000	820	ug/kg	
91-20-3	Naphthalene	1740	2000	820	ug/kg	J
103-65-1	n-Propylbenzene	3460	2000	570	ug/kg	
100-42-5	Styrene	ND	2000	1100	ug/kg	
994-05-8	Tert-Amyl Methyl Ether	ND	2000	530	ug/kg	
75-65-0	Tert Butyl Alcohol	ND	20000	8200	ug/kg	
630-20-6	1,1,1,2-Tetrachloroethane	ND	2000	410	ug/kg	
71-55-6	1,1,1-Trichloroethane	44400	2000	450	ug/kg	
79-34-5	1,1,2,2-Tetrachloroethane	ND	2000	490	ug/kg	
79-00-5	1,1,2-Trichloroethane	ND	2000	450	ug/kg	
87-61-6	1,2,3-Trichlorobenzene	ND	2000	410	ug/kg	
96-18-4	1,2,3-Trichloropropane	ND	2000	700	ug/kg	
120-82-1	1,2,4-Trichlorobenzene	ND	2000	490	ug/kg	
95-63-6	1,2,4-Trimethylbenzene	17600	2000	450	ug/kg	
108-67-8	1,3,5-Trimethylbenzene	6780	2000	530	ug/kg	
127-18-4	Tetrachloroethylene	17900	2000	410	ug/kg	
108-88-3	Toluene	98300	2000	490	ug/kg	E
79-01-6	Trichloroethylene	1670	2000	490	ug/kg	J
75-69-4	Trichlorofluoromethane	ND	2000	820	ug/kg	
75-01-4	Vinyl chloride	ND	2000	610	ug/kg	
1330-20-7	Xylene (total)	127000	6100	1300	ug/kg	

CAS No.	Surrogate Recoveries	Run# 1	Run# 2	Limits
1868-53-7	Dibromofluoromethane	103%		80-121%
2037-26-5	Toluene-D8	91%		71-130%

ND = Not detected MDL - Method Detection Limit

RL = Reporting Limit

E = Indicates value exceeds calibration range

J = Indicates an estimated value

B = Indicates analyte found in associated method blank

N = Indicates presumptive evidence of a compound

## Report of Analysis

<b>Client Sample ID:</b> 08-FILL		<b>Date Sampled:</b> 07/19/11
<b>Lab Sample ID:</b> C17064-24		<b>Date Received:</b> 07/20/11
<b>Matrix:</b> SO - Soil		<b>Percent Solids:</b> n/a <sup>a</sup>
<b>Method:</b> SW846 8260B		
<b>Project:</b> Romic Soil Investigation(Romic EPA) - 2081 Bay Road, East Palo Alto, CA		

**VOA 8260 List**

CAS No.	Surrogate Recoveries	Run# 1	Run# 2	Limits
460-00-4	4-Bromofluorobenzene	98%		59-148%
17060-07-0	1,2-Dichloroethane-D4	103%		77-123%

- (a) All results reported on wet weight basis.
- (b) Analysis performed at Accutest Laboratories, Orlando FL.
- (c) ICV and BS outside of control limits.
- (d) CCV outside of control limits.

ND = Not detected      MDL - Method Detection Limit  
 RL = Reporting Limit  
 E = Indicates value exceeds calibration range

J = Indicates an estimated value  
 B = Indicates analyte found in associated method blank  
 N = Indicates presumptive evidence of a compound

## Report of Analysis

Page 1 of 3

<b>Client Sample ID:</b>	08-FILL	<b>Date Sampled:</b>	07/19/11
<b>Lab Sample ID:</b>	C17064-24	<b>Date Received:</b>	07/20/11
<b>Matrix:</b>	SO - Soil	<b>Percent Solids:</b>	n/a <sup>a</sup>
<b>Method:</b>	SW846 8270C SW846 3550B	<b>Project:</b> Romic Soil Investigation(Romic EPA) - 2081 Bay Road, East Palo Alto, CA	

Run #1	File ID	DF	Analyzed	By	Prep Date	Prep Batch	Analytical Batch
Run #1	Y9004.D	1	07/24/11	MT	07/23/11	OP4289	EY429
Run #2							

Run #1	Initial Weight	Final Volume
Run #1	10.1 g	1.0 ml
Run #2		

## ABN Full List

CAS No.	Compound	Result	RL	MDL	Units	Q
65-85-0	Benzoic acid	ND	990	880	ug/kg	
95-57-8	2-Chlorophenol	ND	990	670	ug/kg	
59-50-7	4-Chloro-3-methyl phenol	ND	500	420	ug/kg	
120-83-2	2,4-Dichlorophenol	ND	500	140	ug/kg	
105-67-9	2,4-Dimethylphenol	ND	500	150	ug/kg	
51-28-5	2,4-Dinitrophenol	ND	2500	840	ug/kg	
534-52-1	4,6-Dinitro-o-cresol	ND	2000	1000	ug/kg	
95-48-7	2-Methylphenol	ND	500	170	ug/kg	
	3&4-Methylphenol	ND	500	150	ug/kg	
88-75-5	2-Nitrophenol	ND	500	130	ug/kg	
100-02-7	4-Nitrophenol	ND	2000	1200	ug/kg	
87-86-5	Pentachlorophenol	ND	500	420	ug/kg	
108-95-2	Phenol	ND	2000	1300	ug/kg	
95-95-4	2,4,5-Trichlorophenol	ND	500	120	ug/kg	
88-06-2	2,4,6-Trichlorophenol	ND	500	160	ug/kg	
83-32-9	Acenaphthene	ND	990	500	ug/kg	
208-96-8	Acenaphthylene	ND	500	200	ug/kg	
62-53-3	Aniline	ND	500	140	ug/kg	
120-12-7	Anthracene	ND	500	99	ug/kg	
103-33-3	Azobenzene	ND	500	170	ug/kg	
92-87-5	Benzidine	ND	2500	720	ug/kg	
56-55-3	Benzo(a)anthracene	ND	500	69	ug/kg	
50-32-8	Benzo(a)pyrene	ND	500	89	ug/kg	
205-99-2	Benzo(b)fluoranthene	ND	500	59	ug/kg	
191-24-2	Benzo(g,h,i)perylene	ND	500	150	ug/kg	
207-08-9	Benzo(k)fluoranthene	ND	500	120	ug/kg	
101-55-3	4-Bromophenyl phenyl ether	ND	500	150	ug/kg	
85-68-7	Butyl benzyl phthalate	ND	500	110	ug/kg	
100-51-6	Benzyl Alcohol	ND	990	160	ug/kg	
91-58-7	2-Chloronaphthalene	ND	500	180	ug/kg	
106-47-8	4-Chloroaniline	ND	500	140	ug/kg	
86-74-8	Carbazole	ND	500	79	ug/kg	

ND = Not detected MDL - Method Detection Limit

RL = Reporting Limit

E = Indicates value exceeds calibration range

J = Indicates an estimated value

B = Indicates analyte found in associated method blank

N = Indicates presumptive evidence of a compound

## Report of Analysis

<b>Client Sample ID:</b>	08-FILL	<b>Date Sampled:</b>	07/19/11
<b>Lab Sample ID:</b>	C17064-24	<b>Date Received:</b>	07/20/11
<b>Matrix:</b>	SO - Soil	<b>Percent Solids:</b>	n/a <sup>a</sup>
<b>Method:</b>	SW846 8270C SW846 3550B		
<b>Project:</b>	Romic Soil Investigation(Romic EPA) - 2081 Bay Road,East Palo Alto,CA		

## ABN Full List

CAS No.	Compound	Result	RL	MDL	Units	Q
218-01-9	Chrysene	ND	500	99	ug/kg	
111-91-1	bis(2-Chloroethoxy)methane	ND	500	180	ug/kg	
111-44-4	bis(2-Chloroethyl)ether	ND	500	230	ug/kg	
108-60-1	bis(2-Chloroisopropyl)ether	ND	500	270	ug/kg	
7005-72-3	4-Chlorophenyl phenyl ether	ND	500	190	ug/kg	
95-50-1	1,2-Dichlorobenzene	ND	500	160	ug/kg	
541-73-1	1,3-Dichlorobenzene	ND	500	150	ug/kg	
106-46-7	1,4-Dichlorobenzene	ND	500	420	ug/kg	
121-14-2	2,4-Dinitrotoluene	ND	500	460	ug/kg	
606-20-2	2,6-Dinitrotoluene	ND	990	320	ug/kg	
91-94-1	3,3' -Dichlorobenzidine	ND	2500	140	ug/kg	
53-70-3	Dibenzo(a,h)anthracene	ND	500	130	ug/kg	
132-64-9	Dibenzofuran	ND	500	160	ug/kg	
122-39-4	Diphenylamine	ND	500	120	ug/kg	
84-74-2	Di-n-butyl phthalate	ND	500	99	ug/kg	
117-84-0	Di-n-octyl phthalate	ND	500	130	ug/kg	
84-66-2	Diethyl phthalate	ND	500	170	ug/kg	
131-11-3	Dimethyl phthalate	ND	500	180	ug/kg	
117-81-7	bis(2-Ethylhexyl)phthalate	1600	500	220	ug/kg	
206-44-0	Fluoranthene	ND	500	99	ug/kg	
86-73-7	Fluorene	ND	500	180	ug/kg	
118-74-1	Hexachlorobenzene	ND	500	130	ug/kg	
87-68-3	Hexachlorobutadiene	ND	500	190	ug/kg	
77-47-4	Hexachlorocyclopentadiene	ND	500	140	ug/kg	
67-72-1	Hexachloroethane	ND	500	160	ug/kg	
193-39-5	Indeno(1,2,3-cd)pyrene	ND	500	140	ug/kg	
78-59-1	Isophorone	ND	500	170	ug/kg	
90-12-0	1-Methylnaphthalene	ND	500	160	ug/kg	
91-57-6	2-Methylnaphthalene	ND	500	160	ug/kg	
88-74-4	2-Nitroaniline	ND	500	120	ug/kg	
99-09-2	3-Nitroaniline	ND	500	120	ug/kg	
100-01-6	4-Nitroaniline	ND	500	300	ug/kg	
91-20-3	Naphthalene	ND	500	170	ug/kg	
98-95-3	Nitrobenzene	ND	500	160	ug/kg	
62-75-9	N-Nitrosodimethylamine	ND	5000	2200	ug/kg	
621-64-7	N-Nitroso-di-n-propylamine	ND	990	540	ug/kg	
85-01-8	Phenanthrene	ND	500	110	ug/kg	
129-00-0	Pyrene	ND	990	670	ug/kg	
110-86-1	Pyridine	ND	2000	220	ug/kg	
120-82-1	1,2,4-Trichlorobenzene	ND	500	340	ug/kg	

ND = Not detected MDL - Method Detection Limit

RL = Reporting Limit

E = Indicates value exceeds calibration range

J = Indicates an estimated value

B = Indicates analyte found in associated method blank

N = Indicates presumptive evidence of a compound

## Report of Analysis

<b>Client Sample ID:</b>	08-FILL		<b>Date Sampled:</b>	07/19/11
<b>Lab Sample ID:</b>	C17064-24		<b>Date Received:</b>	07/20/11
<b>Matrix:</b>	SO - Soil		<b>Percent Solids:</b>	n/a <sup>a</sup>
<b>Method:</b>	SW846 8270C SW846 3550B			
<b>Project:</b>	Romic Soil Investigation(Romic EPA) - 2081 Bay Road, East Palo Alto, CA			

## ABN Full List

CAS No.	Surrogate Recoveries	Run# 1	Run# 2	Limits
367-12-4	2-Fluorophenol	36%		20-100%
4165-62-2	Phenol-d5	36%		20-100%
118-79-6	2,4,6-Tribromophenol	78%		30-100%
4165-60-0	Nitrobenzene-d5	37%		20-100%
321-60-8	2-Fluorobiphenyl	36%		20-106%
1718-51-0	Terphenyl-d14	101%		55-130%

(a) All results reported on wet weight basis.

ND = Not detected      MDL - Method Detection Limit  
 RL = Reporting Limit  
 E = Indicates value exceeds calibration range

J = Indicates an estimated value  
 B = Indicates analyte found in associated method blank  
 N = Indicates presumptive evidence of a compound

## Report of Analysis

<b>Client Sample ID:</b> 08-FILL		<b>Date Sampled:</b> 07/19/11
<b>Lab Sample ID:</b> C17064-24		<b>Date Received:</b> 07/20/11
<b>Matrix:</b> SO - Soil		<b>Percent Solids:</b> n/a <sup>a</sup>
<b>Method:</b> SW846 8015B		
<b>Project:</b> Romic Soil Investigation(Romic EPA) - 2081 Bay Road, East Palo Alto, CA		

Run #	File ID	DF	Analyzed	By	Prep Date	Prep Batch	Analytical Batch
Run #1	JK21532.D	1	08/02/11	TT	n/a	n/a	GJK888
Run #2							

Run #	Initial Weight	Final Volume	Methanol Aliquot
Run #1	5.19 g	5.0 ml	100 ul
Run #2			

### TPH Volatiles

CAS No.	Compound	Result	RL	MDL	Units	Q
	TPH-GRO (C6-C10)	34.7	4.8	2.4	mg/kg	

CAS No.	Surrogate Recoveries	Run# 1	Run# 2	Limits
98-08-8	aaa-Trifluorotoluene	87%		60-157%

(a) All results reported on wet weight basis.

ND = Not detected      MDL - Method Detection Limit  
 RL = Reporting Limit  
 E = Indicates value exceeds calibration range

J = Indicates an estimated value  
 B = Indicates analyte found in associated method blank  
 N = Indicates presumptive evidence of a compound

## Report of Analysis

Page 1 of 1

<b>Client Sample ID:</b>	08-FILL		<b>Date Sampled:</b>	07/19/11
<b>Lab Sample ID:</b>	C17064-24		<b>Date Received:</b>	07/20/11
<b>Matrix:</b>	SO - Soil		<b>Percent Solids:</b>	n/a <sup>a</sup>
<b>Method:</b>	SW846 8081A SW846 3545A		<b>Project:</b> Romic Soil Investigation(Romic EPA) - 2081 Bay Road, East Palo Alto, CA	

Run #	File ID	DF	Analyzed	By	Prep Date	Prep Batch	Analytical Batch
Run #1 <sup>b</sup>	OO22817.D	20	07/28/11	RV	07/22/11	OP4280	G00729
Run #2							

Run #	Initial Weight	Final Volume
Run #1	10.0 g	10.0 ml
Run #2		

## Pesticide PPL List

CAS No.	Compound	Result	RL	MDL	Units	Q
309-00-2	Aldrin	ND	500	200	ug/kg	
319-84-6	alpha-BHC	ND	500	220	ug/kg	
319-85-7	beta-BHC	ND	500	70	ug/kg	
319-86-8	delta-BHC	ND	500	70	ug/kg	
58-89-9	gamma-BHC (Lindane)	ND	500	150	ug/kg	
12789-03-6	Chlordane	ND	2000	2000	ug/kg	
60-57-1	Dieldrin	ND	500	60	ug/kg	
72-54-8	4,4' -DDD	ND	500	70	ug/kg	
72-55-9	4,4' -DDE	ND	500	60	ug/kg	
50-29-3	4,4' -DDT	ND	500	60	ug/kg	
72-20-8	Endrin	ND	500	60	ug/kg	
7421-93-4	Endrin aldehyde	ND	500	120	ug/kg	
959-98-8	Endosulfan-I	ND	500	70	ug/kg	
33213-65-9	Endosulfan-II	ND	500	70	ug/kg	
1031-07-8	Endosulfan sulfate	ND	500	160	ug/kg	
76-44-8	Heptachlor	ND	500	120	ug/kg	
1024-57-3	Heptachlor epoxide	ND	500	80	ug/kg	
72-43-5	Methoxychlor	ND	500	70	ug/kg	
8001-35-2	Toxaphene	ND	2000	2000	ug/kg	

CAS No.	Surrogate Recoveries	Run# 1	Run# 2	Limits
877-09-8	Tetrachloro-m-xylene	53%		35-132%
877-09-8	Tetrachloro-m-xylene	76%		35-132%
2051-24-3	Decachlorobiphenyl	93%		35-132%
2051-24-3	Decachlorobiphenyl	114%		35-132%

(a) All results reported on wet weight basis.

(b) Reporting limits raised due to high concentration of PCB (Aroclor 1260) and non-target Hydrocarbons.

ND = Not detected MDL - Method Detection Limit

RL = Reporting Limit

E = Indicates value exceeds calibration range

J = Indicates an estimated value

B = Indicates analyte found in associated method blank

N = Indicates presumptive evidence of a compound

## Report of Analysis

Page 1 of 1

<b>Client Sample ID:</b>	08-FILL		<b>Date Sampled:</b>	07/19/11
<b>Lab Sample ID:</b>	C17064-24		<b>Date Received:</b>	07/20/11
<b>Matrix:</b>	SO - Soil		<b>Percent Solids:</b>	n/a <sup>a</sup>
<b>Method:</b>	SW846 8082 SW846 3545A		<b>Project:</b> Romic Soil Investigation(Romic EPA) - 2081 Bay Road, East Palo Alto, CA	

	File ID	DF	Analyzed	By	Prep Date	Prep Batch	Analytical Batch
Run #1	PP20319.D	1	07/22/11	RV	07/22/11	OP4281	GPP689
Run #2	PP20380.D	10	07/24/11	RV	07/22/11	OP4281	GPP690

	Initial Weight	Final Volume
Run #1	10.0 g	10.0 ml
Run #2	10.0 g	10.0 ml

## PCB List

CAS No.	Compound	Result	RL	MDL	Units	Q
12674-11-2	Aroclor 1016	ND	100	17	ug/kg	
11104-28-2	Aroclor 1221	ND	100	50	ug/kg	
11141-16-5	Aroclor 1232	ND	100	50	ug/kg	
53469-21-9	Aroclor 1242	ND	100	50	ug/kg	
12672-29-6	Aroclor 1248	2860 <sup>b</sup>	1000	500	ug/kg	
11097-69-1	Aroclor 1254	ND	100	50	ug/kg	
11096-82-5	Aroclor 1260	ND	100	20	ug/kg	

CAS No.	Surrogate Recoveries	Run# 1	Run# 2	Limits
877-09-8	Tetrachloro-m-xylene	81%	80%	45-108%
877-09-8	Tetrachloro-m-xylene	49%	65%	45-108%
2051-24-3	Decachlorobiphenyl	89%	72%	54-121%
2051-24-3	Decachlorobiphenyl	73%	63%	54-121%

(a) All results reported on wet weight basis.

(b) Result is from Run# 2

ND = Not detected MDL - Method Detection Limit

RL = Reporting Limit

E = Indicates value exceeds calibration range

J = Indicates an estimated value

B = Indicates analyte found in associated method blank

N = Indicates presumptive evidence of a compound



## Report of Analysis

<b>Client Sample ID:</b> 08-FILL		
<b>Lab Sample ID:</b> C17064-24		<b>Date Sampled:</b> 07/19/11
<b>Matrix:</b> SO - Soil		<b>Date Received:</b> 07/20/11
<b>Method:</b> SW846 8015B M SW846 3545A		<b>Percent Solids:</b> n/a <sup>a</sup>
<b>Project:</b> Romic Soil Investigation(Romic EPA) - 2081 Bay Road, East Palo Alto, CA		

	File ID	DF	Analyzed	By	Prep Date	Prep Batch	Analytical Batch
Run #1	GG27118.D	3	07/26/11	JH	07/21/11	OP4276	GGG728
Run #2							

	Initial Weight	Final Volume
Run #1	10.0 g	1.0 ml
Run #2		

### TPH Extractable w/ Silica Gel Cleanup

CAS No.	Compound	Result	RL	MDL	Units	Q
	TPH (C10-C28)	356	30	15	mg/kg	
	TPH (> C28-C40)	137	60	30	mg/kg	

CAS No.	Surrogate Recoveries	Run# 1	Run# 2	Limits
630-01-3	Hexacosane	75%		45-140%

(a) All results reported on wet weight basis.

ND = Not detected      MDL - Method Detection Limit  
 RL = Reporting Limit  
 E = Indicates value exceeds calibration range

J = Indicates an estimated value  
 B = Indicates analyte found in associated method blank  
 N = Indicates presumptive evidence of a compound

## Report of Analysis

<b>Client Sample ID:</b> 08-FILL	<b>Date Sampled:</b> 07/19/11
<b>Lab Sample ID:</b> C17064-24	<b>Date Received:</b> 07/20/11
<b>Matrix:</b> SO - Soil	<b>Percent Solids:</b> n/a <sup>a</sup>
<b>Project:</b> Romc Soil Investigation(Romc EPA) - 2081 Bay Road,East Palo Alto, CA	

## Metals Analysis

Analyte	Result	RL	Units	DF	Prep	Analyzed By	Method	Prep Method
Antimony	< 1.8	1.8	mg/kg	1	07/21/11	07/23/11 DQ	SW846 6010B <sup>2</sup>	SW846 3050B <sup>5</sup>
Arsenic	< 1.8	1.8	mg/kg	1	07/21/11	07/23/11 DQ	SW846 6010B <sup>2</sup>	SW846 3050B <sup>5</sup>
Barium	< 18	18	mg/kg	1	07/21/11	07/23/11 DQ	SW846 6010B <sup>2</sup>	SW846 3050B <sup>5</sup>
Beryllium	< 0.90	0.90	mg/kg	1	07/21/11	07/23/11 DQ	SW846 6010B <sup>2</sup>	SW846 3050B <sup>5</sup>
Cadmium	< 0.90	0.90	mg/kg	1	07/21/11	07/26/11 RS	SW846 6010B <sup>3</sup>	SW846 3050B <sup>5</sup>
Chromium	4.5	0.90	mg/kg	1	07/21/11	07/23/11 DQ	SW846 6010B <sup>2</sup>	SW846 3050B <sup>5</sup>
Cobalt	< 0.90	0.90	mg/kg	1	07/21/11	07/23/11 DQ	SW846 6010B <sup>2</sup>	SW846 3050B <sup>5</sup>
Copper	< 2.3	2.3	mg/kg	1	07/21/11	07/23/11 DQ	SW846 6010B <sup>2</sup>	SW846 3050B <sup>5</sup>
Lead	< 1.8	1.8	mg/kg	1	07/21/11	07/23/11 DQ	SW846 6010B <sup>2</sup>	SW846 3050B <sup>5</sup>
Mercury	< 0.036	0.036	mg/kg	1	07/21/11	07/22/11 RW	SW846 7471A <sup>1</sup>	SW846 7471A <sup>6</sup>
Molybdenum	< 1.8	1.8	mg/kg	1	07/21/11	07/23/11 DQ	SW846 6010B <sup>2</sup>	SW846 3050B <sup>5</sup>
Nickel	2.2	0.90	mg/kg	1	07/21/11	07/23/11 DQ	SW846 6010B <sup>2</sup>	SW846 3050B <sup>5</sup>
Selenium	< 1.8	1.8	mg/kg	1	07/21/11	07/23/11 DQ	SW846 6010B <sup>2</sup>	SW846 3050B <sup>5</sup>
Silver	< 0.90	0.90	mg/kg	1	07/21/11	07/23/11 DQ	SW846 6010B <sup>2</sup>	SW846 3050B <sup>5</sup>
Thallium	< 1.8	1.8	mg/kg	1	07/21/11	07/23/11 DQ	SW846 6010B <sup>2</sup>	SW846 3050B <sup>5</sup>
Vanadium	3.7	0.90	mg/kg	1	07/21/11	07/23/11 DQ	SW846 6010B <sup>2</sup>	SW846 3050B <sup>5</sup>
Zinc	9.4	1.9	mg/kg	1	07/26/11	07/28/11 PH	SW846 6010B <sup>4</sup>	SW846 3050B <sup>7</sup>

- (1) Instrument QC Batch: MA1999  
(2) Instrument QC Batch: MA2000  
(3) Instrument QC Batch: MA2003  
(4) Instrument QC Batch: MA2019  
(5) Prep QC Batch: MP3746  
(6) Prep QC Batch: MP3751  
(7) Prep QC Batch: MP3769

(a) All results reported on wet weight basis.

RL = Reporting Limit

## Report of Analysis

Page 1 of 3

<b>Client Sample ID:</b>	08-1.2	<b>Date Sampled:</b>	07/19/11
<b>Lab Sample ID:</b>	C17064-25	<b>Date Received:</b>	07/20/11
<b>Matrix:</b>	SO - Soil	<b>Percent Solids:</b>	n/a
<b>Method:</b>	SW846 8260B	<b>Project:</b> Romic Soil Investigation(Romic EPA) - 2081 Bay Road, East Palo Alto, CA	

Run #	File ID	DF	Analyzed	By	Prep Date	Prep Batch	Analytical Batch
Run #1 <sup>a</sup>	G0073966.D	100	08/01/11	AFL	n/a	n/a	F:VG2761
Run #2							

Run #	Initial Weight	Final Volume	Methanol Aliquot
Run #1	6.60 g	5.0 ml	50.0 ul
Run #2			

## VOA 8260 List

CAS No.	Compound	Result	RL	MDL	Units	Q
67-64-1	Acetone <sup>b</sup>	ND	38000	15000	ug/kg	
71-43-2	Benzene	ND	38000	11000	ug/kg	
108-86-1	Bromobenzene	ND	38000	11000	ug/kg	
74-97-5	Bromochloromethane	ND	38000	11000	ug/kg	
75-27-4	Bromodichloromethane	ND	38000	8300	ug/kg	
75-25-2	Bromoform	ND	38000	11000	ug/kg	
104-51-8	n-Butylbenzene	ND	38000	9800	ug/kg	
135-98-8	sec-Butylbenzene	ND	38000	12000	ug/kg	
98-06-6	tert-Butylbenzene	ND	38000	9100	ug/kg	
108-90-7	Chlorobenzene	ND	38000	7600	ug/kg	
75-00-3	Chloroethane	ND	38000	15000	ug/kg	
67-66-3	Chloroform	27400	38000	9100	ug/kg	J
95-49-8	o-Chlorotoluene	ND	38000	9100	ug/kg	
106-43-4	p-Chlorotoluene	ND	38000	9100	ug/kg	
56-23-5	Carbon tetrachloride	ND	38000	14000	ug/kg	
75-34-3	1,1-Dichloroethane	103000	38000	8300	ug/kg	
75-35-4	1,1-Dichloroethylene	31400	38000	11000	ug/kg	J
563-58-6	1,1-Dichloropropene	ND	38000	9800	ug/kg	
96-12-8	1,2-Dibromo-3-chloropropan <sup>c</sup>	ND	38000	17000	ug/kg	
106-93-4	1,2-Dibromoethane	ND	38000	7600	ug/kg	
107-06-2	1,2-Dichloroethane	ND	38000	7600	ug/kg	
78-87-5	1,2-Dichloropropane	ND	38000	9100	ug/kg	
142-28-9	1,3-Dichloropropane	ND	38000	7600	ug/kg	
108-20-3	Di-Isopropyl ether	ND	38000	7600	ug/kg	
594-20-7	2,2-Dichloropropane	ND	38000	11000	ug/kg	
124-48-1	Dibromochloromethane	ND	38000	7600	ug/kg	
75-71-8	Dichlorodifluoromethane <sup>c</sup>	ND	38000	11000	ug/kg	
156-59-2	cis-1,2-Dichloroethylene	34700	38000	11000	ug/kg	J
10061-01-5	cis-1,3-Dichloropropene	ND	38000	7600	ug/kg	
541-73-1	m-Dichlorobenzene	ND	38000	9100	ug/kg	
95-50-1	o-Dichlorobenzene	ND	38000	8300	ug/kg	
106-46-7	p-Dichlorobenzene	ND	38000	8300	ug/kg	

ND = Not detected MDL - Method Detection Limit

J = Indicates an estimated value

RL = Reporting Limit

B = Indicates analyte found in associated method blank

E = Indicates value exceeds calibration range

N = Indicates presumptive evidence of a compound

## Report of Analysis

<b>Client Sample ID:</b>	08-1.2	<b>Date Sampled:</b>	07/19/11
<b>Lab Sample ID:</b>	C17064-25	<b>Date Received:</b>	07/20/11
<b>Matrix:</b>	SO - Soil	<b>Percent Solids:</b>	n/a
<b>Method:</b>	SW846 8260B	<b>Project:</b> Romc Soil Investigation(Romc EPA) - 2081 Bay Road,East Palo Alto,CA	

## VOA 8260 List

CAS No.	Compound	Result	RL	MDL	Units	Q
156-60-5	trans-1,2-Dichloroethylene	ND	38000	11000	ug/kg	
10061-02-6	trans-1,3-Dichloropropene	ND	38000	8300	ug/kg	
100-41-4	Ethylbenzene	484000	38000	7600	ug/kg	
637-92-3	Ethyl tert-Butyl Ether	ND	38000	9800	ug/kg	
591-78-6	2-Hexanone	ND	190000	41000	ug/kg	
87-68-3	Hexachlorobutadiene	ND	38000	15000	ug/kg	
98-82-8	Isopropylbenzene	15200	38000	8300	ug/kg	J
99-87-6	p-Isopropyltoluene	ND	38000	9100	ug/kg	
108-10-1	4-Methyl-2-pentanone <sup>c</sup>	ND	190000	42000	ug/kg	
74-83-9	Methyl bromide <sup>c</sup>	ND	38000	15000	ug/kg	
74-87-3	Methyl chloride	ND	38000	15000	ug/kg	
74-95-3	Methylene bromide	ND	38000	11000	ug/kg	
75-09-2	Methylene chloride	57400	76000	35000	ug/kg	JB
78-93-3	Methyl ethyl ketone	ND	190000	46000	ug/kg	
1634-04-4	Methyl Tert Butyl Ether	ND	38000	15000	ug/kg	
91-20-3	Naphthalene	16300	38000	15000	ug/kg	J
103-65-1	n-Propylbenzene	27300	38000	11000	ug/kg	J
100-42-5	Styrene	ND	38000	20000	ug/kg	
994-05-8	Tert-Amyl Methyl Ether	ND	38000	9800	ug/kg	
75-65-0	Tert Butyl Alcohol	ND	380000	150000	ug/kg	
630-20-6	1,1,1,2-Tetrachloroethane	ND	38000	7600	ug/kg	
71-55-6	1,1,1-Trichloroethane	680000	38000	8300	ug/kg	
79-34-5	1,1,2,2-Tetrachloroethane	ND	38000	9100	ug/kg	
79-00-5	1,1,2-Trichloroethane	ND	38000	8300	ug/kg	
87-61-6	1,2,3-Trichlorobenzene	ND	38000	7600	ug/kg	
96-18-4	1,2,3-Trichloropropane	ND	38000	13000	ug/kg	
120-82-1	1,2,4-Trichlorobenzene	ND	38000	9100	ug/kg	
95-63-6	1,2,4-Trimethylbenzene	149000	38000	8300	ug/kg	
108-67-8	1,3,5-Trimethylbenzene	50800	38000	9800	ug/kg	
127-18-4	Tetrachloroethylene	357000	38000	7600	ug/kg	
108-88-3	Toluene	1810000	38000	9100	ug/kg	E
79-01-6	Trichloroethylene	55300	38000	9100	ug/kg	
75-69-4	Trichlorofluoromethane	ND	38000	15000	ug/kg	
75-01-4	Vinyl chloride	ND	38000	11000	ug/kg	
1330-20-7	Xylene (total)	1760000	110000	24000	ug/kg	

CAS No.	Surrogate Recoveries	Run# 1	Run# 2	Limits
1868-53-7	Dibromofluoromethane	99%		80-121%
2037-26-5	Toluene-D8	88%		71-130%

ND = Not detected MDL - Method Detection Limit

RL = Reporting Limit

E = Indicates value exceeds calibration range

J = Indicates an estimated value

B = Indicates analyte found in associated method blank

N = Indicates presumptive evidence of a compound

## Report of Analysis

<b>Client Sample ID:</b> 08-1.2		<b>Date Sampled:</b> 07/19/11
<b>Lab Sample ID:</b> C17064-25		<b>Date Received:</b> 07/20/11
<b>Matrix:</b> SO - Soil		<b>Percent Solids:</b> n/a
<b>Method:</b> SW846 8260B		
<b>Project:</b> Romic Soil Investigation(Romic EPA) - 2081 Bay Road, East Palo Alto, CA		

**VOA 8260 List**

CAS No.	Surrogate Recoveries	Run# 1	Run# 2	Limits
460-00-4	4-Bromofluorobenzene	96%		59-148%
17060-07-0	1,2-Dichloroethane-D4	104%		77-123%

- (a) Analysis performed at Accutest Laboratories, Orlando FL.
- (b) ICV and BS outside of control limits.
- (c) CCV outside of control limits.

ND = Not detected      MDL - Method Detection Limit  
 RL = Reporting Limit  
 E = Indicates value exceeds calibration range

J = Indicates an estimated value  
 B = Indicates analyte found in associated method blank  
 N = Indicates presumptive evidence of a compound

## Report of Analysis

<b>Client Sample ID:</b>	08-3.7	<b>Date Sampled:</b>	07/19/11
<b>Lab Sample ID:</b>	C17064-26	<b>Date Received:</b>	07/20/11
<b>Matrix:</b>	SO - Soil	<b>Percent Solids:</b>	n/a
<b>Method:</b>	SW846 8260B	<b>Project:</b> Romic Soil Investigation(Romic EPA) - 2081 Bay Road, East Palo Alto, CA	

Run #	File ID	DF	Analyzed	By	Prep Date	Prep Batch	Analytical Batch
Run #1 <sup>a</sup>	H071106.D	1	08/12/11	AFL	n/a	n/a	F:VH2637
Run #2							

Run #	Initial Weight	Final Volume	Methanol Aliquot
Run #1	6.37 g	5.0 ml	100 ul
Run #2			

## VOA 8260 List

CAS No.	Compound	Result	RL	MDL	Units	Q
67-64-1	Acetone <sup>b</sup>	ND	2000	780	ug/kg	
71-43-2	Benzene	ND	200	59	ug/kg	
108-86-1	Bromobenzene	ND	200	55	ug/kg	
74-97-5	Bromochloromethane	ND	200	55	ug/kg	
75-27-4	Bromodichloromethane	ND	200	43	ug/kg	
75-25-2	Bromoform	ND	200	59	ug/kg	
104-51-8	n-Butylbenzene	ND	200	51	ug/kg	
135-98-8	sec-Butylbenzene	ND	200	63	ug/kg	
98-06-6	tert-Butylbenzene	ND	200	47	ug/kg	
108-90-7	Chlorobenzene	ND	200	39	ug/kg	
75-00-3	Chloroethane	ND	200	78	ug/kg	
67-66-3	Chloroform	ND	200	47	ug/kg	
95-49-8	o-Chlorotoluene	ND	200	47	ug/kg	
106-43-4	p-Chlorotoluene	ND	200	47	ug/kg	
56-23-5	Carbon tetrachloride	ND	200	71	ug/kg	
75-34-3	1,1-Dichloroethane	ND	200	43	ug/kg	
75-35-4	1,1-Dichloroethylene	ND	200	55	ug/kg	
563-58-6	1,1-Dichloropropene	ND	200	51	ug/kg	
96-12-8	1,2-Dibromo-3-chloropropane	ND	200	90	ug/kg	
106-93-4	1,2-Dibromoethane	ND	200	39	ug/kg	
107-06-2	1,2-Dichloroethane	ND	200	39	ug/kg	
78-87-5	1,2-Dichloropropane	ND	200	47	ug/kg	
142-28-9	1,3-Dichloropropane	ND	200	39	ug/kg	
108-20-3	Di-Isopropyl ether	ND	200	39	ug/kg	
594-20-7	2,2-Dichloropropane	ND	200	55	ug/kg	
124-48-1	Dibromochloromethane	ND	200	39	ug/kg	
75-71-8	Dichlorodifluoromethane	ND	200	59	ug/kg	
156-59-2	cis-1,2-Dichloroethylene	ND	200	59	ug/kg	
10061-01-5	cis-1,3-Dichloropropene	ND	200	39	ug/kg	
541-73-1	m-Dichlorobenzene	ND	200	47	ug/kg	
95-50-1	o-Dichlorobenzene	ND	200	43	ug/kg	
106-46-7	p-Dichlorobenzene	ND	200	43	ug/kg	

ND = Not detected MDL - Method Detection Limit

RL = Reporting Limit

E = Indicates value exceeds calibration range

J = Indicates an estimated value

B = Indicates analyte found in associated method blank

N = Indicates presumptive evidence of a compound

## Report of Analysis

<b>Client Sample ID:</b>	08-3.7	<b>Date Sampled:</b>	07/19/11
<b>Lab Sample ID:</b>	C17064-26	<b>Date Received:</b>	07/20/11
<b>Matrix:</b>	SO - Soil	<b>Percent Solids:</b>	n/a
<b>Method:</b>	SW846 8260B	<b>Project:</b> Romic Soil Investigation(Romic EPA) - 2081 Bay Road,East Palo Alto,CA	

## VOA 8260 List

CAS No.	Compound	Result	RL	MDL	Units	Q
156-60-5	trans-1,2-Dichloroethylene	ND	200	59	ug/kg	
10061-02-6	trans-1,3-Dichloropropene	ND	200	43	ug/kg	
100-41-4	Ethylbenzene	42.2	200	39	ug/kg	J
637-92-3	Ethyl tert-Butyl Ether	ND	200	51	ug/kg	
591-78-6	2-Hexanone	ND	980	210	ug/kg	
87-68-3	Hexachlorobutadiene	ND	200	78	ug/kg	
98-82-8	Isopropylbenzene	ND	200	43	ug/kg	
99-87-6	p-Isopropyltoluene	ND	200	47	ug/kg	
108-10-1	4-Methyl-2-pentanone	ND	980	220	ug/kg	
74-83-9	Methyl bromide <sup>c</sup>	ND	200	78	ug/kg	
74-87-3	Methyl chloride	ND	200	78	ug/kg	
74-95-3	Methylene bromide	ND	200	59	ug/kg	
75-09-2	Methylene chloride	ND	390	180	ug/kg	
78-93-3	Methyl ethyl ketone	ND	980	240	ug/kg	
1634-04-4	Methyl Tert Butyl Ether	ND	200	78	ug/kg	
91-20-3	Naphthalene	ND	200	78	ug/kg	
103-65-1	n-Propylbenzene	ND	200	55	ug/kg	
100-42-5	Styrene	ND	200	100	ug/kg	
994-05-8	Tert-Amyl Methyl Ether	ND	200	51	ug/kg	
75-65-0	Tert Butyl Alcohol	ND	2000	780	ug/kg	
630-20-6	1,1,1,2-Tetrachloroethane	ND	200	39	ug/kg	
71-55-6	1,1,1-Trichloroethane	182	200	43	ug/kg	J
79-34-5	1,1,2,2-Tetrachloroethane	ND	200	47	ug/kg	
79-00-5	1,1,2-Trichloroethane	ND	200	43	ug/kg	
87-61-6	1,2,3-Trichlorobenzene	ND	200	39	ug/kg	
96-18-4	1,2,3-Trichloropropane	ND	200	67	ug/kg	
120-82-1	1,2,4-Trichlorobenzene	ND	200	47	ug/kg	
95-63-6	1,2,4-Trimethylbenzene	ND	200	43	ug/kg	
108-67-8	1,3,5-Trimethylbenzene	ND	200	51	ug/kg	
127-18-4	Tetrachloroethylene	ND	200	39	ug/kg	
108-88-3	Toluene	275	200	47	ug/kg	
79-01-6	Trichloroethylene	ND	200	47	ug/kg	
75-69-4	Trichlorofluoromethane <sup>b</sup>	ND	200	78	ug/kg	
75-01-4	Vinyl chloride	ND	200	59	ug/kg	
1330-20-7	Xylene (total)	138	590	130	ug/kg	J

CAS No.	Surrogate Recoveries	Run# 1	Run# 2	Limits
1868-53-7	Dibromofluoromethane	108%		80-121%
2037-26-5	Toluene-D8	94%		71-130%

ND = Not detected MDL - Method Detection Limit

RL = Reporting Limit

E = Indicates value exceeds calibration range

J = Indicates an estimated value

B = Indicates analyte found in associated method blank

N = Indicates presumptive evidence of a compound

## Report of Analysis

<b>Client Sample ID:</b> 08-3.7	
<b>Lab Sample ID:</b> C17064-26	<b>Date Sampled:</b> 07/19/11
<b>Matrix:</b> SO - Soil	<b>Date Received:</b> 07/20/11
<b>Method:</b> SW846 8260B	<b>Percent Solids:</b> n/a
<b>Project:</b> Romic Soil Investigation(Romic EPA) - 2081 Bay Road, East Palo Alto, CA	

**VOA 8260 List**

CAS No.	Surrogate Recoveries	Run# 1	Run# 2	Limits
460-00-4	4-Bromofluorobenzene	95%		59-148%
17060-07-0	1,2-Dichloroethane-D4	102%		77-123%

- (a) Sample re-analyzed beyond hold time; reported results are considered minimum values. Analysis performed at Accutest Laboratories, Orlando FL.
- (b) Associated ICV and BS outside control limits.
- (c) Compound outside of control limits in associated initial calibration.

ND = Not detected      MDL - Method Detection Limit  
 RL = Reporting Limit  
 E = Indicates value exceeds calibration range

J = Indicates an estimated value  
 B = Indicates analyte found in associated method blank  
 N = Indicates presumptive evidence of a compound



## Report of Analysis

<b>Client Sample ID:</b>	08-6.7	<b>Date Sampled:</b>	07/19/11
<b>Lab Sample ID:</b>	C17064-27	<b>Date Received:</b>	07/20/11
<b>Matrix:</b>	SO - Soil	<b>Percent Solids:</b>	n/a
<b>Method:</b>	SW846 8260B	<b>Project:</b> Romic Soil Investigation(Romic EPA) - 2081 Bay Road,East Palo Alto,CA	

Run #	File ID	DF	Analyzed	By	Prep Date	Prep Batch	Analytical Batch
Run #1 <sup>a</sup>	G0073968.D	1	08/01/11	AFL	n/a	n/a	F:VG2761
Run #2							

Run #	Initial Weight
Run #1	6.30 g
Run #2	

## VOA 8260 List

CAS No.	Compound	Result	RL	MDL	Units	Q
67-64-1	Acetone <sup>b</sup>	ND	40	16	ug/kg	
71-43-2	Benzene	10	4.0	1.2	ug/kg	
108-86-1	Bromobenzene	ND	4.0	1.1	ug/kg	
74-97-5	Bromochloromethane	ND	4.0	1.1	ug/kg	
75-27-4	Bromodichloromethane	ND	4.0	0.87	ug/kg	
75-25-2	Bromoform	ND	4.0	1.2	ug/kg	
104-51-8	n-Butylbenzene	ND	4.0	1.0	ug/kg	
135-98-8	sec-Butylbenzene	ND	4.0	1.3	ug/kg	
98-06-6	tert-Butylbenzene	ND	4.0	0.95	ug/kg	
108-90-7	Chlorobenzene	286	4.0	0.79	ug/kg	E
75-00-3	Chloroethane	2.6	4.0	1.6	ug/kg	J
67-66-3	Chloroform	ND	4.0	0.95	ug/kg	
95-49-8	o-Chlorotoluene	ND	4.0	0.95	ug/kg	
106-43-4	p-Chlorotoluene	ND	4.0	0.95	ug/kg	
56-23-5	Carbon tetrachloride	ND	4.0	1.4	ug/kg	
75-34-3	1,1-Dichloroethane	40.2	4.0	0.87	ug/kg	
75-35-4	1,1-Dichloroethylene	8.9	4.0	1.1	ug/kg	
563-58-6	1,1-Dichloropropene	ND	4.0	1.0	ug/kg	
96-12-8	1,2-Dibromo-3-chloropropan <sup>c</sup>	ND	4.0	1.8	ug/kg	
106-93-4	1,2-Dibromoethane	ND	4.0	0.79	ug/kg	
107-06-2	1,2-Dichloroethane	ND	4.0	0.79	ug/kg	
78-87-5	1,2-Dichloropropane	ND	4.0	0.95	ug/kg	
142-28-9	1,3-Dichloropropane	ND	4.0	0.79	ug/kg	
108-20-3	Di-Isopropyl ether	ND	4.0	0.79	ug/kg	
594-20-7	2,2-Dichloropropane	ND	4.0	1.1	ug/kg	
124-48-1	Dibromochloromethane	ND	4.0	0.79	ug/kg	
75-71-8	Dichlorodifluoromethane <sup>c</sup>	12.3	4.0	1.2	ug/kg	J
156-59-2	cis-1,2-Dichloroethylene	154	4.0	1.2	ug/kg	
10061-01-5	cis-1,3-Dichloropropene	ND	4.0	0.79	ug/kg	
541-73-1	m-Dichlorobenzene	ND	4.0	0.95	ug/kg	
95-50-1	o-Dichlorobenzene	ND	4.0	0.87	ug/kg	
106-46-7	p-Dichlorobenzene	ND	4.0	0.87	ug/kg	

ND = Not detected MDL - Method Detection Limit

RL = Reporting Limit

E = Indicates value exceeds calibration range

J = Indicates an estimated value

B = Indicates analyte found in associated method blank

N = Indicates presumptive evidence of a compound

## Report of Analysis

<b>Client Sample ID:</b>	08-6.7	<b>Date Sampled:</b>	07/19/11
<b>Lab Sample ID:</b>	C17064-27	<b>Date Received:</b>	07/20/11
<b>Matrix:</b>	SO - Soil	<b>Percent Solids:</b>	n/a
<b>Method:</b>	SW846 8260B	<b>Project:</b> Romic Soil Investigation(Romic EPA) - 2081 Bay Road,East Palo Alto,CA	

## VOA 8260 List

CAS No.	Compound	Result	RL	MDL	Units	Q
156-60-5	trans-1,2-Dichloroethylene	17.1	4.0	1.2	ug/kg	
10061-02-6	trans-1,3-Dichloropropene	ND	4.0	0.87	ug/kg	
100-41-4	Ethylbenzene	5.5	4.0	0.79	ug/kg	
637-92-3	Ethyl tert-Butyl Ether	ND	4.0	1.0	ug/kg	
591-78-6	2-Hexanone	ND	20	4.3	ug/kg	
87-68-3	Hexachlorobutadiene	ND	4.0	1.6	ug/kg	
98-82-8	Isopropylbenzene	ND	4.0	0.87	ug/kg	
99-87-6	p-Isopropyltoluene	ND	4.0	0.95	ug/kg	
108-10-1	4-Methyl-2-pentanone <sup>c</sup>	ND	20	4.4	ug/kg	
74-83-9	Methyl bromide <sup>c</sup>	ND	4.0	1.6	ug/kg	
74-87-3	Methyl chloride	ND	4.0	1.6	ug/kg	
74-95-3	Methylene bromide	ND	4.0	1.2	ug/kg	
75-09-2	Methylene chloride	ND	7.9	3.7	ug/kg	
78-93-3	Methyl ethyl ketone	ND	20	4.8	ug/kg	
1634-04-4	Methyl Tert Butyl Ether	2.9	4.0	1.6	ug/kg	J
91-20-3	Naphthalene	ND	4.0	1.6	ug/kg	
103-65-1	n-Propylbenzene	ND	4.0	1.1	ug/kg	
100-42-5	Styrene	ND	4.0	2.1	ug/kg	
994-05-8	Tert-Amyl Methyl Ether	ND	4.0	1.0	ug/kg	
75-65-0	Tert Butyl Alcohol	111	40	16	ug/kg	
630-20-6	1,1,1,2-Tetrachloroethane	ND	4.0	0.79	ug/kg	
71-55-6	1,1,1-Trichloroethane	57.6	4.0	0.87	ug/kg	
79-34-5	1,1,2,2-Tetrachloroethane	ND	4.0	0.95	ug/kg	
79-00-5	1,1,2-Trichloroethane	1.8	4.0	0.87	ug/kg	J
87-61-6	1,2,3-Trichlorobenzene	ND	4.0	0.79	ug/kg	
96-18-4	1,2,3-Trichloropropane	ND	4.0	1.3	ug/kg	
120-82-1	1,2,4-Trichlorobenzene	ND	4.0	0.95	ug/kg	
95-63-6	1,2,4-Trimethylbenzene	1.0	4.0	0.87	ug/kg	J
108-67-8	1,3,5-Trimethylbenzene	ND	4.0	1.0	ug/kg	
127-18-4	Tetrachloroethylene	7.2	4.0	0.79	ug/kg	
108-88-3	Toluene	44.7	4.0	0.95	ug/kg	
79-01-6	Trichloroethylene	170	4.0	0.95	ug/kg	E
75-69-4	Trichlorofluoromethane	ND	4.0	1.6	ug/kg	
75-01-4	Vinyl chloride	24.6	4.0	1.2	ug/kg	
1330-20-7	Xylene (total)	24.0	12	2.5	ug/kg	

CAS No.	Surrogate Recoveries	Run# 1	Run# 2	Limits
1868-53-7	Dibromofluoromethane	106%		80-121%
2037-26-5	Toluene-D8	102%		71-130%

ND = Not detected MDL - Method Detection Limit

RL = Reporting Limit

E = Indicates value exceeds calibration range

J = Indicates an estimated value

B = Indicates analyte found in associated method blank

N = Indicates presumptive evidence of a compound

**Report of Analysis**

<b>Client Sample ID:</b>	08-6.7	<b>Date Sampled:</b>	07/19/11
<b>Lab Sample ID:</b>	C17064-27	<b>Date Received:</b>	07/20/11
<b>Matrix:</b>	SO - Soil	<b>Percent Solids:</b>	n/a
<b>Method:</b>	SW846 8260B	<b>Project:</b> Romic Soil Investigation(Romic EPA) - 2081 Bay Road, East Palo Alto, CA	

**VOA 8260 List**

CAS No.	Surrogate Recoveries	Run# 1	Run# 2	Limits
460-00-4	4-Bromofluorobenzene	110%		59-148%
17060-07-0	1,2-Dichloroethane-D4	105%		77-123%

(a) Analysis performed at Accutest Laboratories, Orlando FL.

(b) ICV and BS outside of control limits.

(c) CCV outside of control limits.

ND = Not detected      MDL - Method Detection Limit

RL = Reporting Limit

E = Indicates value exceeds calibration range

J = Indicates an estimated value

B = Indicates analyte found in associated method blank

N = Indicates presumptive evidence of a compound

## Report of Analysis

Page 1 of 4

<b>Client Sample ID:</b>	N7-0.3	
<b>Lab Sample ID:</b>	C17064-28	<b>Date Sampled:</b> 07/19/11
<b>Matrix:</b>	SO - Soil	<b>Date Received:</b> 07/20/11
<b>Method:</b>	SW846 8260B	<b>Percent Solids:</b> n/a <sup>a</sup>
<b>Project:</b>	Romic Soil Investigation(Romic EPA) - 2081 Bay Road, East Palo Alto, CA	

Run #	File ID	DF	Analyzed	By	Prep Date	Prep Batch	Analytical Batch
Run #1 <sup>b</sup>	G0074006.D	10	08/02/11	AFL	n/a	n/a	F:VG2762
Run #2 <sup>b</sup>	G0073969.D	10	08/01/11	AFL	n/a	n/a	F:VG2761

Run #	Initial Weight	Final Volume	Methanol Aliquot
Run #1	5.54 g	5.0 ml	10.0 ul
Run #2	5.54 g	5.0 ml	20.0 ul

## VOA 8260 List

CAS No.	Compound	Result	RL	MDL	Units	Q
67-64-1	Acetone <sup>c</sup>	ND <sup>d</sup>	110000	45000	ug/kg	
67-64-1	Acetone <sup>e</sup>	ND	230000	90000	ug/kg	
71-43-2	Benzene	ND <sup>d</sup>	11000	3400	ug/kg	
71-43-2	Benzene	ND	23000	6800	ug/kg	
108-86-1	Bromobenzene	ND <sup>d</sup>	11000	3200	ug/kg	
108-86-1	Bromobenzene	ND	23000	6300	ug/kg	
74-97-5	Bromochloromethane	ND <sup>d</sup>	11000	3200	ug/kg	
74-97-5	Bromochloromethane	ND	23000	6300	ug/kg	
75-27-4	Bromodichloromethane	ND <sup>d</sup>	11000	2500	ug/kg	
75-27-4	Bromodichloromethane	ND	23000	5000	ug/kg	
75-25-2	Bromoform	ND <sup>d</sup>	11000	3400	ug/kg	
75-25-2	Bromoform	ND	23000	6800	ug/kg	
104-51-8	n-Butylbenzene	ND <sup>d</sup>	11000	2900	ug/kg	
104-51-8	n-Butylbenzene	ND	23000	5900	ug/kg	
135-98-8	sec-Butylbenzene	ND <sup>d</sup>	11000	3600	ug/kg	
135-98-8	sec-Butylbenzene	ND	23000	7200	ug/kg	
98-06-6	tert-Butylbenzene	ND <sup>d</sup>	11000	2700	ug/kg	
98-06-6	tert-Butylbenzene	ND	23000	5400	ug/kg	
108-90-7	Chlorobenzene	ND <sup>d</sup>	11000	2300	ug/kg	
108-90-7	Chlorobenzene	ND	23000	4500	ug/kg	
75-00-3	Chloroethane	ND <sup>d</sup>	11000	4500	ug/kg	
75-00-3	Chloroethane	ND	23000	9000	ug/kg	
67-66-3	Chloroform	ND <sup>d</sup>	11000	2700	ug/kg	
67-66-3	Chloroform	ND	23000	5400	ug/kg	
95-49-8	o-Chlorotoluene	ND <sup>d</sup>	11000	2700	ug/kg	
95-49-8	o-Chlorotoluene	ND	23000	5400	ug/kg	
106-43-4	p-Chlorotoluene	ND <sup>d</sup>	11000	2700	ug/kg	
106-43-4	p-Chlorotoluene	ND	23000	5400	ug/kg	
56-23-5	Carbon tetrachloride	ND <sup>d</sup>	11000	4100	ug/kg	
56-23-5	Carbon tetrachloride	ND	23000	8100	ug/kg	
75-34-3	1,1-Dichloroethane	3140 <sup>d</sup>	11000	2500	ug/kg	J
75-34-3	1,1-Dichloroethane	ND	23000	5000	ug/kg	

ND = Not detected MDL - Method Detection Limit

J = Indicates an estimated value

RL = Reporting Limit

B = Indicates analyte found in associated method blank

E = Indicates value exceeds calibration range

N = Indicates presumptive evidence of a compound

## Report of Analysis

<b>Client Sample ID:</b>	N7-0.3		
<b>Lab Sample ID:</b>	C17064-28	<b>Date Sampled:</b>	07/19/11
<b>Matrix:</b>	SO - Soil	<b>Date Received:</b>	07/20/11
<b>Method:</b>	SW846 8260B	<b>Percent Solids:</b>	n/a <sup>a</sup>
<b>Project:</b>	Romic Soil Investigation(Romic EPA) - 2081 Bay Road,East Palo Alto,CA		

## VOA 8260 List

CAS No.	Compound	Result	RL	MDL	Units	Q
75-35-4	1,1-Dichloroethylene	ND <sup>d</sup>	11000	3200	ug/kg	
75-35-4	1,1-Dichloroethylene	ND	23000	6300	ug/kg	
563-58-6	1,1-Dichloropropene	ND <sup>d</sup>	11000	2900	ug/kg	
563-58-6	1,1-Dichloropropene	ND	23000	5900	ug/kg	
96-12-8	1,2-Dibromo-3-chloropropan <sup>f</sup>	ND <sup>d</sup>	11000	5200	ug/kg	
96-12-8	1,2-Dibromo-3-chloropropan <sup>f</sup>	ND	23000	10000	ug/kg	
106-93-4	1,2-Dibromoethane	ND <sup>d</sup>	11000	2300	ug/kg	
106-93-4	1,2-Dibromoethane <sup>f</sup>	ND	23000	4500	ug/kg	
107-06-2	1,2-Dichloroethane	ND <sup>d</sup>	11000	2300	ug/kg	
107-06-2	1,2-Dichloroethane	ND	23000	4500	ug/kg	
78-87-5	1,2-Dichloropropane	ND <sup>d</sup>	11000	2700	ug/kg	
78-87-5	1,2-Dichloropropane	ND	23000	5400	ug/kg	
142-28-9	1,3-Dichloropropane	ND <sup>d</sup>	11000	2300	ug/kg	
142-28-9	1,3-Dichloropropane	ND	23000	4500	ug/kg	
108-20-3	Di-Isopropyl ether	ND <sup>d</sup>	11000	2300	ug/kg	
108-20-3	Di-Isopropyl ether	ND	23000	4500	ug/kg	
594-20-7	2,2-Dichloropropane	ND <sup>d</sup>	11000	3200	ug/kg	
594-20-7	2,2-Dichloropropane	ND	23000	6300	ug/kg	
124-48-1	Dibromochloromethane	ND <sup>d</sup>	11000	2300	ug/kg	
124-48-1	Dibromochloromethane	ND	23000	4500	ug/kg	
75-71-8	Dichlorodifluoromethane <sup>f</sup>	ND <sup>d</sup>	11000	3400	ug/kg	
75-71-8	Dichlorodifluoromethane	ND	23000	6800	ug/kg	
156-59-2	cis-1,2-Dichloroethylene	7300 <sup>d</sup>	11000	3400	ug/kg	J
156-59-2	cis-1,2-Dichloroethylene	7390	23000	6800	ug/kg	J
10061-01-5	cis-1,3-Dichloropropene	ND <sup>d</sup>	11000	2300	ug/kg	
10061-01-5	cis-1,3-Dichloropropene	ND	23000	4500	ug/kg	
541-73-1	m-Dichlorobenzene	ND <sup>d</sup>	11000	2700	ug/kg	
541-73-1	m-Dichlorobenzene	ND	23000	5400	ug/kg	
95-50-1	o-Dichlorobenzene	ND <sup>d</sup>	11000	2500	ug/kg	
95-50-1	o-Dichlorobenzene	ND	23000	5000	ug/kg	
106-46-7	p-Dichlorobenzene	ND <sup>d</sup>	11000	2500	ug/kg	
106-46-7	p-Dichlorobenzene	ND	23000	5000	ug/kg	
156-60-5	trans-1,2-Dichloroethylene	ND <sup>d</sup>	11000	3400	ug/kg	
156-60-5	trans-1,2-Dichloroethylene	ND	23000	6800	ug/kg	
10061-02-6	trans-1,3-Dichloropropene	ND <sup>d</sup>	11000	2500	ug/kg	
10061-02-6	trans-1,3-Dichloropropene	ND	23000	5000	ug/kg	
100-41-4	Ethylbenzene	83600 <sup>d</sup>	11000	2300	ug/kg	
100-41-4	Ethylbenzene	84300	23000	4500	ug/kg	
637-92-3	Ethyl tert-Butyl Ether	ND <sup>d</sup>	11000	2900	ug/kg	
637-92-3	Ethyl tert-Butyl Ether	ND	23000	5900	ug/kg	

ND = Not detected MDL - Method Detection Limit

J = Indicates an estimated value

RL = Reporting Limit

B = Indicates analyte found in associated method blank

E = Indicates value exceeds calibration range

N = Indicates presumptive evidence of a compound

## Report of Analysis

<b>Client Sample ID:</b>	N7-0.3	
<b>Lab Sample ID:</b>	C17064-28	<b>Date Sampled:</b> 07/19/11
<b>Matrix:</b>	SO - Soil	<b>Date Received:</b> 07/20/11
<b>Method:</b>	SW846 8260B	<b>Percent Solids:</b> n/a <sup>a</sup>
<b>Project:</b>	Romic Soil Investigation(Romic EPA) - 2081 Bay Road,East Palo Alto,CA	

## VOA 8260 List

CAS No.	Compound	Result	RL	MDL	Units	Q
591-78-6	2-Hexanone	ND <sup>d</sup>	56000	12000	ug/kg	
591-78-6	2-Hexanone	ND	110000	24000	ug/kg	
87-68-3	Hexachlorobutadiene	ND <sup>d</sup>	11000	4500	ug/kg	
87-68-3	Hexachlorobutadiene	ND	23000	9000	ug/kg	
98-82-8	Isopropylbenzene	3920 <sup>d</sup>	11000	2500	ug/kg	J
98-82-8	Isopropylbenzene	ND	23000	5000	ug/kg	
99-87-6	p-Isopropyltoluene	ND <sup>d</sup>	11000	2700	ug/kg	
99-87-6	p-Isopropyltoluene	ND	23000	5400	ug/kg	
108-10-1	4-Methyl-2-pentanone <sup>f</sup>	ND <sup>d</sup>	56000	12000	ug/kg	
108-10-1	4-Methyl-2-pentanone <sup>f</sup>	ND	110000	25000	ug/kg	
74-83-9	Methyl bromide <sup>f</sup>	ND <sup>d</sup>	11000	4500	ug/kg	
74-83-9	Methyl bromide	ND	23000	9000	ug/kg	
74-87-3	Methyl chloride	ND <sup>d</sup>	11000	4500	ug/kg	
74-87-3	Methyl chloride	ND	23000	9000	ug/kg	
74-95-3	Methylene bromide	ND <sup>d</sup>	11000	3400	ug/kg	
74-95-3	Methylene bromide	ND	23000	6800	ug/kg	
75-09-2	Methylene chloride	ND <sup>d</sup>	23000	10000	ug/kg	
75-09-2	Methylene chloride	ND	45000	21000	ug/kg	
78-93-3	Methyl ethyl ketone	ND <sup>d</sup>	56000	14000	ug/kg	
78-93-3	Methyl ethyl ketone <sup>g</sup>	ND	110000	28000	ug/kg	
1634-04-4	Methyl Tert Butyl Ether	ND <sup>d</sup>	11000	4500	ug/kg	
1634-04-4	Methyl Tert Butyl Ether	ND	23000	9000	ug/kg	
91-20-3	Naphthalene	ND <sup>d</sup>	11000	4500	ug/kg	
91-20-3	Naphthalene	ND	23000	9000	ug/kg	
103-65-1	n-Propylbenzene	7530 <sup>d</sup>	11000	3200	ug/kg	J
103-65-1	n-Propylbenzene	7780	23000	6300	ug/kg	J
100-42-5	Styrene	ND <sup>d</sup>	11000	5900	ug/kg	
100-42-5	Styrene	ND	23000	12000	ug/kg	
994-05-8	Tert-Amyl Methyl Ether	ND <sup>d</sup>	11000	2900	ug/kg	
994-05-8	Tert-Amyl Methyl Ether	ND	23000	5900	ug/kg	
75-65-0	Tert Butyl Alcohol	ND <sup>d</sup>	110000	45000	ug/kg	
75-65-0	Tert Butyl Alcohol	ND	230000	90000	ug/kg	
630-20-6	1,1,1,2-Tetrachloroethane	ND <sup>d</sup>	11000	2300	ug/kg	
630-20-6	1,1,1,2-Tetrachloroethane	ND	23000	4500	ug/kg	
71-55-6	1,1,1-Trichloroethane	2530 <sup>d</sup>	11000	2500	ug/kg	J
71-55-6	1,1,1-Trichloroethane	ND	23000	5000	ug/kg	
79-34-5	1,1,2,2-Tetrachloroethane	ND <sup>d</sup>	11000	2700	ug/kg	
79-34-5	1,1,2,2-Tetrachloroethane <sup>f</sup>	ND	23000	5400	ug/kg	
79-00-5	1,1,2-Trichloroethane	ND <sup>d</sup>	11000	2500	ug/kg	
79-00-5	1,1,2-Trichloroethane	11700	23000	5000	ug/kg	J

ND = Not detected MDL - Method Detection Limit

RL = Reporting Limit

E = Indicates value exceeds calibration range

J = Indicates an estimated value

B = Indicates analyte found in associated method blank

N = Indicates presumptive evidence of a compound

## Report of Analysis

<b>Client Sample ID:</b>	N7-0.3		
<b>Lab Sample ID:</b>	C17064-28	<b>Date Sampled:</b>	07/19/11
<b>Matrix:</b>	SO - Soil	<b>Date Received:</b>	07/20/11
<b>Method:</b>	SW846 8260B	<b>Percent Solids:</b>	n/a <sup>a</sup>
<b>Project:</b>	Romic Soil Investigation(Romic EPA) - 2081 Bay Road,East Palo Alto,CA		

## VOA 8260 List

CAS No.	Compound	Result	RL	MDL	Units	Q
87-61-6	1,2,3-Trichlorobenzene	ND <sup>d</sup>	11000	2300	ug/kg	
87-61-6	1,2,3-Trichlorobenzene	ND	23000	4500	ug/kg	
96-18-4	1,2,3-Trichloropropane	ND <sup>d</sup>	11000	3800	ug/kg	
96-18-4	1,2,3-Trichloropropane	ND	23000	7700	ug/kg	
120-82-1	1,2,4-Trichlorobenzene	ND <sup>d</sup>	11000	2700	ug/kg	
120-82-1	1,2,4-Trichlorobenzene	ND	23000	5400	ug/kg	
95-63-6	1,2,4-Trimethylbenzene	42300 <sup>d</sup>	11000	2500	ug/kg	
95-63-6	1,2,4-Trimethylbenzene	42700	23000	5000	ug/kg	
108-67-8	1,3,5-Trimethylbenzene	14300 <sup>d</sup>	11000	2900	ug/kg	
108-67-8	1,3,5-Trimethylbenzene	14900	23000	5900	ug/kg	J
127-18-4	Tetrachloroethylene	3980 <sup>d</sup>	11000	2300	ug/kg	J
127-18-4	Tetrachloroethylene <sup>h</sup>	4950	23000	4500	ug/kg	J
108-88-3	Toluene	628000	23000	5400	ug/kg	
79-01-6	Trichloroethylene	ND <sup>d</sup>	11000	2700	ug/kg	
79-01-6	Trichloroethylene	ND	23000	5400	ug/kg	
75-69-4	Trichlorofluoromethane	ND <sup>d</sup>	11000	4500	ug/kg	
75-69-4	Trichlorofluoromethane	ND	23000	9000	ug/kg	
75-01-4	Vinyl chloride	ND <sup>d</sup>	11000	3400	ug/kg	
75-01-4	Vinyl chloride	ND	23000	6800	ug/kg	
1330-20-7	Xylene (total)	329000 <sup>d</sup>	34000	7200	ug/kg	
1330-20-7	Xylene (total)	342000	68000	14000	ug/kg	

CAS No.	Surrogate Recoveries	Run# 1	Run# 2	Limits
1868-53-7	Dibromofluoromethane	103%	103%	80-121%
2037-26-5	Toluene-D8	87%	89%	71-130%
460-00-4	4-Bromofluorobenzene	94%	97%	59-148%
17060-07-0	1,2-Dichloroethane-D4	111%	106%	77-123%

- (a) All results reported on wet weight basis.  
 (b) Analysis performed at Accutest Laboratories, Orlando FL.  
 (c) ICV and BS outside of control limits.  
 (d) Result is from Run# 2  
 (e) Associated ICV and BS outside control limits.  
 (f) CCV outside of control limits.  
 (g) Associated BS recovery outside control limits.  
 (h) Associated ICV outside control limits.

ND = Not detected      MDL - Method Detection Limit  
 RL = Reporting Limit  
 E = Indicates value exceeds calibration range

J = Indicates an estimated value  
 B = Indicates analyte found in associated method blank  
 N = Indicates presumptive evidence of a compound

## Report of Analysis

Page 1 of 3

<b>Client Sample ID:</b>	N7-0.3	
<b>Lab Sample ID:</b>	C17064-28	<b>Date Sampled:</b> 07/19/11
<b>Matrix:</b>	SO - Soil	<b>Date Received:</b> 07/20/11
<b>Method:</b>	SW846 8270C SW846 3550B	<b>Percent Solids:</b> n/a <sup>a</sup>
<b>Project:</b>	Romic Soil Investigation(Romic EPA) - 2081 Bay Road, East Palo Alto, CA	

Run #	File ID	DF	Analyzed	By	Prep Date	Prep Batch	Analytical Batch
Run #1	Y9005.D	1	07/24/11	MT	07/23/11	OP4289	EY429
Run #2							

Run #	Initial Weight	Final Volume
Run #1	10.0 g	1.0 ml
Run #2		

## ABN Full List

CAS No.	Compound	Result	RL	MDL	Units	Q
65-85-0	Benzoic acid	ND	1000	890	ug/kg	
95-57-8	2-Chlorophenol	ND	1000	680	ug/kg	
59-50-7	4-Chloro-3-methyl phenol	ND	500	420	ug/kg	
120-83-2	2,4-Dichlorophenol	ND	500	140	ug/kg	
105-67-9	2,4-Dimethylphenol	ND	500	150	ug/kg	
51-28-5	2,4-Dinitrophenol	ND	2500	850	ug/kg	
534-52-1	4,6-Dinitro-o-cresol	ND	2000	1000	ug/kg	
95-48-7	2-Methylphenol	ND	500	170	ug/kg	
	3&4-Methylphenol	450	500	150	ug/kg	J
88-75-5	2-Nitrophenol	ND	500	130	ug/kg	
100-02-7	4-Nitrophenol	ND	2000	1200	ug/kg	
87-86-5	Pentachlorophenol	ND	500	420	ug/kg	
108-95-2	Phenol	ND	2000	1300	ug/kg	
95-95-4	2,4,5-Trichlorophenol	ND	500	120	ug/kg	
88-06-2	2,4,6-Trichlorophenol	ND	500	160	ug/kg	
83-32-9	Acenaphthene	ND	1000	500	ug/kg	
208-96-8	Acenaphthylene	ND	500	200	ug/kg	
62-53-3	Aniline	ND	500	140	ug/kg	
120-12-7	Anthracene	ND	500	100	ug/kg	
103-33-3	Azobenzene	ND	500	170	ug/kg	
92-87-5	Benzidine	ND	2500	730	ug/kg	
56-55-3	Benzo(a)anthracene	ND	500	70	ug/kg	
50-32-8	Benzo(a)pyrene	ND	500	90	ug/kg	
205-99-2	Benzo(b)fluoranthene	ND	500	60	ug/kg	
191-24-2	Benzo(g,h,i)perylene	ND	500	150	ug/kg	
207-08-9	Benzo(k)fluoranthene	ND	500	120	ug/kg	
101-55-3	4-Bromophenyl phenyl ether	ND	500	150	ug/kg	
85-68-7	Butyl benzyl phthalate	ND	500	110	ug/kg	
100-51-6	Benzyl Alcohol	ND	1000	160	ug/kg	
91-58-7	2-Chloronaphthalene	ND	500	180	ug/kg	
106-47-8	4-Chloroaniline	ND	500	140	ug/kg	
86-74-8	Carbazole	ND	500	80	ug/kg	

ND = Not detected MDL - Method Detection Limit

J = Indicates an estimated value

RL = Reporting Limit

B = Indicates analyte found in associated method blank

E = Indicates value exceeds calibration range

N = Indicates presumptive evidence of a compound



## Report of Analysis

<b>Client Sample ID:</b>	N7-0.3		
<b>Lab Sample ID:</b>	C17064-28	<b>Date Sampled:</b>	07/19/11
<b>Matrix:</b>	SO - Soil	<b>Date Received:</b>	07/20/11
<b>Method:</b>	SW846 8270C SW846 3550B	<b>Percent Solids:</b>	n/a <sup>a</sup>
<b>Project:</b>	Romic Soil Investigation(Romic EPA) - 2081 Bay Road,East Palo Alto,CA		

## ABN Full List

CAS No.	Compound	Result	RL	MDL	Units	Q
218-01-9	Chrysene	ND	500	100	ug/kg	
111-91-1	bis(2-Chloroethoxy)methane	ND	500	180	ug/kg	
111-44-4	bis(2-Chloroethyl)ether	ND	500	230	ug/kg	
108-60-1	bis(2-Chloroisopropyl)ether	ND	500	270	ug/kg	
7005-72-3	4-Chlorophenyl phenyl ether	ND	500	190	ug/kg	
95-50-1	1,2-Dichlorobenzene	ND	500	160	ug/kg	
541-73-1	1,3-Dichlorobenzene	ND	500	150	ug/kg	
106-46-7	1,4-Dichlorobenzene	ND	500	420	ug/kg	
121-14-2	2,4-Dinitrotoluene	ND	500	460	ug/kg	
606-20-2	2,6-Dinitrotoluene	ND	1000	320	ug/kg	
91-94-1	3,3'-Dichlorobenzidine	ND	2500	140	ug/kg	
53-70-3	Dibenzo(a,h)anthracene	ND	500	130	ug/kg	
132-64-9	Dibenzofuran	ND	500	160	ug/kg	
122-39-4	Diphenylamine	ND	500	120	ug/kg	
84-74-2	Di-n-butyl phthalate	ND	500	100	ug/kg	
117-84-0	Di-n-octyl phthalate	ND	500	130	ug/kg	
84-66-2	Diethyl phthalate	ND	500	170	ug/kg	
131-11-3	Dimethyl phthalate	ND	500	180	ug/kg	
117-81-7	bis(2-Ethylhexyl)phthalate	528	500	220	ug/kg	
206-44-0	Fluoranthene	ND	500	100	ug/kg	
86-73-7	Fluorene	ND	500	180	ug/kg	
118-74-1	Hexachlorobenzene	ND	500	130	ug/kg	
87-68-3	Hexachlorobutadiene	ND	500	190	ug/kg	
77-47-4	Hexachlorocyclopentadiene	ND	500	140	ug/kg	
67-72-1	Hexachloroethane	ND	500	160	ug/kg	
193-39-5	Indeno(1,2,3-cd)pyrene	ND	500	140	ug/kg	
78-59-1	Isophorone	ND	500	170	ug/kg	
90-12-0	1-Methylnaphthalene	ND	500	160	ug/kg	
91-57-6	2-Methylnaphthalene	269	500	160	ug/kg	J
88-74-4	2-Nitroaniline	ND	500	120	ug/kg	
99-09-2	3-Nitroaniline	ND	500	120	ug/kg	
100-01-6	4-Nitroaniline	ND	500	300	ug/kg	
91-20-3	Naphthalene	644	500	170	ug/kg	
98-95-3	Nitrobenzene	ND	500	160	ug/kg	
62-75-9	N-Nitrosodimethylamine	ND	5000	2200	ug/kg	
621-64-7	N-Nitroso-di-n-propylamine	ND	1000	550	ug/kg	
85-01-8	Phenanthrene	ND	500	110	ug/kg	
129-00-0	Pyrene	ND	1000	680	ug/kg	
110-86-1	Pyridine	ND	2000	220	ug/kg	
120-82-1	1,2,4-Trichlorobenzene	ND	500	340	ug/kg	

ND = Not detected MDL - Method Detection Limit

RL = Reporting Limit

E = Indicates value exceeds calibration range

J = Indicates an estimated value

B = Indicates analyte found in associated method blank

N = Indicates presumptive evidence of a compound

## Report of Analysis

<b>Client Sample ID:</b>	N7-0.3		
<b>Lab Sample ID:</b>	C17064-28	<b>Date Sampled:</b>	07/19/11
<b>Matrix:</b>	SO - Soil	<b>Date Received:</b>	07/20/11
<b>Method:</b>	SW846 8270C SW846 3550B	<b>Percent Solids:</b>	n/a <sup>a</sup>
<b>Project:</b>	Romic Soil Investigation(Romic EPA) - 2081 Bay Road, East Palo Alto, CA		

## ABN Full List

CAS No.	Surrogate Recoveries	Run# 1	Run# 2	Limits
367-12-4	2-Fluorophenol	39%		20-100%
4165-62-2	Phenol-d5	42%		20-100%
118-79-6	2,4,6-Tribromophenol	82%		30-100%
4165-60-0	Nitrobenzene-d5	41%		20-100%
321-60-8	2-Fluorobiphenyl	37%		20-106%
1718-51-0	Terphenyl-d14	105%		55-130%

(a) All results reported on wet weight basis.

ND = Not detected      MDL - Method Detection Limit  
 RL = Reporting Limit  
 E = Indicates value exceeds calibration range

J = Indicates an estimated value  
 B = Indicates analyte found in associated method blank  
 N = Indicates presumptive evidence of a compound

## Report of Analysis

<b>Client Sample ID:</b> N7-0.3		<b>Date Sampled:</b> 07/19/11
<b>Lab Sample ID:</b> C17064-28		<b>Date Received:</b> 07/20/11
<b>Matrix:</b> SO - Soil		<b>Percent Solids:</b> n/a <sup>a</sup>
<b>Method:</b> SW846 8015B		
<b>Project:</b> Romiic Soil Investigation(Romic EPA) - 2081 Bay Road,East Palo Alto,CA		

Run #	File ID	DF	Analyzed	By	Prep Date	Prep Batch	Analytical Batch
Run #1	JK21533.D	1	08/02/11	TT	n/a	n/a	GJK888
Run #2							

Run #	Initial Weight	Final Volume	Methanol Aliquot
Run #1	5.00 g	5.0 ml	20.0 ul
Run #2			

**TPH Volatiles**

CAS No.	Compound	Result	RL	MDL	Units	Q
	TPH-GRO (C6-C10)	307	25	13	mg/kg	
CAS No.	Surrogate Recoveries	Run# 1	Run# 2	Limits		
98-08-8	aaa-Trifluorotoluene	88%		60-157%		

(a) All results reported on wet weight basis.

ND = Not detected      MDL - Method Detection Limit  
 RL = Reporting Limit  
 E = Indicates value exceeds calibration range

J = Indicates an estimated value  
 B = Indicates analyte found in associated method blank  
 N = Indicates presumptive evidence of a compound

## Report of Analysis

Page 1 of 1

<b>Client Sample ID:</b>	N7-0.3	
<b>Lab Sample ID:</b>	C17064-28	<b>Date Sampled:</b> 07/19/11
<b>Matrix:</b>	SO - Soil	<b>Date Received:</b> 07/20/11
<b>Method:</b>	SW846 8081A SW846 3545A	<b>Percent Solids:</b> n/a <sup>a</sup>
<b>Project:</b>	Romic Soil Investigation(Romic EPA) - 2081 Bay Road, East Palo Alto, CA	

Run #	File ID	DF	Analyzed	By	Prep Date	Prep Batch	Analytical Batch
Run #1 <sup>b</sup>	OO22850.D	5	07/28/11	RV	07/22/11	OP4280	G00730
Run #2							

Run #	Initial Weight	Final Volume
Run #1	10.1 g	10.0 ml
Run #2		

## Pesticide PPL List

CAS No.	Compound	Result	RL	MDL	Units	Q
309-00-2	Aldrin	ND	120	50	ug/kg	
319-84-6	alpha-BHC	ND	120	54	ug/kg	
319-85-7	beta-BHC	ND	120	17	ug/kg	
319-86-8	delta-BHC	ND	120	17	ug/kg	
58-89-9	gamma-BHC (Lindane)	ND	120	37	ug/kg	
12789-03-6	Chlordane	ND	500	500	ug/kg	
60-57-1	Dieldrin	ND	120	15	ug/kg	
72-54-8	4,4' -DDD	ND	120	17	ug/kg	
72-55-9	4,4' -DDE	ND	120	15	ug/kg	
50-29-3	4,4' -DDT	ND	120	15	ug/kg	
72-20-8	Endrin	ND	120	15	ug/kg	
7421-93-4	Endrin aldehyde	ND	120	30	ug/kg	
959-98-8	Endosulfan-I	ND	120	17	ug/kg	
33213-65-9	Endosulfan-II	ND	120	17	ug/kg	
1031-07-8	Endosulfan sulfate	ND	120	40	ug/kg	
76-44-8	Heptachlor	ND	120	30	ug/kg	
1024-57-3	Heptachlor epoxide	ND	120	20	ug/kg	
72-43-5	Methoxychlor	ND	120	17	ug/kg	
8001-35-2	Toxaphene	ND	500	500	ug/kg	

CAS No.	Surrogate Recoveries	Run# 1	Run# 2	Limits
877-09-8	Tetrachloro-m-xylene	57%		35-132%
877-09-8	Tetrachloro-m-xylene	63%		35-132%
2051-24-3	Decachlorobiphenyl	93%		35-132%
2051-24-3	Decachlorobiphenyl	104%		35-132%

(a) All results reported on wet weight basis.

(b) Reporting limits raised due to high concentration of non-target compound(s).

ND = Not detected MDL - Method Detection Limit

RL = Reporting Limit

E = Indicates value exceeds calibration range

J = Indicates an estimated value

B = Indicates analyte found in associated method blank

N = Indicates presumptive evidence of a compound

## Report of Analysis

<b>Client Sample ID:</b> N7-0.3		
<b>Lab Sample ID:</b> C17064-28		<b>Date Sampled:</b> 07/19/11
<b>Matrix:</b> SO - Soil		<b>Date Received:</b> 07/20/11
<b>Method:</b> SW846 8082 SW846 3545A		<b>Percent Solids:</b> n/a <sup>a</sup>
<b>Project:</b> Romic Soil Investigation(Romic EPA) - 2081 Bay Road, East Palo Alto, CA		

Run #	File ID	DF	Analyzed	By	Prep Date	Prep Batch	Analytical Batch
Run #1	PP20320.D	1	07/22/11	RV	07/22/11	OP4281	GPP689
Run #2							

Run #	Initial Weight	Final Volume
Run #1	10.1 g	10.0 ml
Run #2		

## PCB List

CAS No.	Compound	Result	RL	MDL	Units	Q
12674-11-2	Aroclor 1016	ND	99	17	ug/kg	
11104-28-2	Aroclor 1221	ND	99	50	ug/kg	
11141-16-5	Aroclor 1232	ND	99	50	ug/kg	
53469-21-9	Aroclor 1242	ND	99	50	ug/kg	
12672-29-6	Aroclor 1248	ND	99	50	ug/kg	
11097-69-1	Aroclor 1254	ND	99	50	ug/kg	
11096-82-5	Aroclor 1260	ND	99	20	ug/kg	

CAS No.	Surrogate Recoveries	Run# 1	Run# 2	Limits
877-09-8	Tetrachloro-m-xylene	50%		45-108%
877-09-8	Tetrachloro-m-xylene	45%		45-108%
2051-24-3	Decachlorobiphenyl	88%		54-121%
2051-24-3	Decachlorobiphenyl	79%		54-121%

(a) All results reported on wet weight basis.

ND = Not detected      MDL - Method Detection Limit  
 RL = Reporting Limit  
 E = Indicates value exceeds calibration range

J = Indicates an estimated value  
 B = Indicates analyte found in associated method blank  
 N = Indicates presumptive evidence of a compound

## Report of Analysis

<b>Client Sample ID:</b> N7-0.3		<b>Date Sampled:</b> 07/19/11
<b>Lab Sample ID:</b> C17064-28		<b>Date Received:</b> 07/20/11
<b>Matrix:</b> SO - Soil		<b>Percent Solids:</b> n/a <sup>a</sup>
<b>Method:</b> SW846 8015B M SW846 3545A		
<b>Project:</b> Romic Soil Investigation(Romic EPA) - 2081 Bay Road, East Palo Alto, CA		

Run #	File ID	DF	Analyzed	By	Prep Date	Prep Batch	Analytical Batch
Run #1	GG27014.D	1	07/24/11	JH	07/21/11	OP4276	GGG727
Run #2							

Run #	Initial Weight	Final Volume
Run #1	10.0 g	1.0 ml
Run #2		

**TPH Extractable w/ Silica Gel Cleanup**

CAS No.	Compound	Result	RL	MDL	Units	Q
	TPH (C10-C28)	181	10	5.0	mg/kg	
	TPH (> C28-C40)	40.8	20	10	mg/kg	

CAS No.	Surrogate Recoveries	Run# 1	Run# 2	Limits
630-01-3	Hexacosane	54%		45-140%

(a) All results reported on wet weight basis.

ND = Not detected      MDL - Method Detection Limit  
 RL = Reporting Limit  
 E = Indicates value exceeds calibration range

J = Indicates an estimated value  
 B = Indicates analyte found in associated method blank  
 N = Indicates presumptive evidence of a compound

## Report of Analysis

<b>Client Sample ID:</b> N7-0.3	<b>Date Sampled:</b> 07/19/11
<b>Lab Sample ID:</b> C17064-28	<b>Date Received:</b> 07/20/11
<b>Matrix:</b> SO - Soil	<b>Percent Solids:</b> n/a <sup>a</sup>
<b>Project:</b> Romic Soil Investigation(Romic EPA) - 2081 Bay Road, East Palo Alto, CA	

### Metals Analysis

Analyte	Result	RL	Units	DF	Prep	Analyzed By	Method	Prep Method
Antimony	< 1.8	1.8	mg/kg	1	07/21/11	07/23/11 DQ	SW846 6010B <sup>2</sup>	SW846 3050B <sup>4</sup>
Arsenic	3.4	1.8	mg/kg	1	07/21/11	07/23/11 DQ	SW846 6010B <sup>2</sup>	SW846 3050B <sup>4</sup>
Barium	127	18	mg/kg	1	07/21/11	07/23/11 DQ	SW846 6010B <sup>2</sup>	SW846 3050B <sup>4</sup>
Beryllium	< 0.90	0.90	mg/kg	1	07/21/11	07/23/11 DQ	SW846 6010B <sup>2</sup>	SW846 3050B <sup>4</sup>
Cadmium	4.7	0.90	mg/kg	1	07/21/11	07/26/11 RS	SW846 6010B <sup>3</sup>	SW846 3050B <sup>4</sup>
Chromium	33.7	0.90	mg/kg	1	07/21/11	07/23/11 DQ	SW846 6010B <sup>2</sup>	SW846 3050B <sup>4</sup>
Cobalt	8.0	0.90	mg/kg	1	07/21/11	07/23/11 DQ	SW846 6010B <sup>2</sup>	SW846 3050B <sup>4</sup>
Copper	20.3	2.3	mg/kg	1	07/21/11	07/23/11 DQ	SW846 6010B <sup>2</sup>	SW846 3050B <sup>4</sup>
Lead	6.9	1.8	mg/kg	1	07/21/11	07/23/11 DQ	SW846 6010B <sup>2</sup>	SW846 3050B <sup>4</sup>
Mercury	0.050	0.040	mg/kg	1	07/21/11	07/22/11 RW	SW846 7471A <sup>1</sup>	SW846 7471A <sup>5</sup>
Molybdenum	< 1.8	1.8	mg/kg	1	07/21/11	07/23/11 DQ	SW846 6010B <sup>2</sup>	SW846 3050B <sup>4</sup>
Nickel	35.3	0.90	mg/kg	1	07/21/11	07/23/11 DQ	SW846 6010B <sup>2</sup>	SW846 3050B <sup>4</sup>
Selenium	< 1.8	1.8	mg/kg	1	07/21/11	07/23/11 DQ	SW846 6010B <sup>2</sup>	SW846 3050B <sup>4</sup>
Silver	< 0.90	0.90	mg/kg	1	07/21/11	07/23/11 DQ	SW846 6010B <sup>2</sup>	SW846 3050B <sup>4</sup>
Thallium	< 1.8	1.8	mg/kg	1	07/21/11	07/23/11 DQ	SW846 6010B <sup>2</sup>	SW846 3050B <sup>4</sup>
Vanadium	33.3	0.90	mg/kg	1	07/21/11	07/23/11 DQ	SW846 6010B <sup>2</sup>	SW846 3050B <sup>4</sup>
Zinc	53.1	3.6	mg/kg	1	07/21/11	07/26/11 RS	SW846 6010B <sup>3</sup>	SW846 3050B <sup>4</sup>

- (1) Instrument QC Batch: MA1999
- (2) Instrument QC Batch: MA2000
- (3) Instrument QC Batch: MA2003
- (4) Prep QC Batch: MP3746
- (5) Prep QC Batch: MP3751

(a) All results reported on wet weight basis.

RL = Reporting Limit

## Report of Analysis

Page 1 of 3

<b>Client Sample ID:</b>	N7-0.3	
<b>Lab Sample ID:</b>	C17064-28A	<b>Date Sampled:</b> 07/19/11
<b>Matrix:</b>	SO - Soil	<b>Date Received:</b> 07/20/11
<b>Method:</b>	SW846 8260B	<b>Percent Solids:</b> n/a <sup>a</sup>
<b>Project:</b>	Romic Soil Investigation(Romic EPA) - 2081 Bay Road, East Palo Alto, CA	

Run #	File ID	DF	Analyzed	By	Prep Date	Prep Batch	Analytical Batch
Run #1 <sup>b</sup>	G0074007.D	10	08/02/11	AFL	n/a	n/a	F:VG2762
Run #2							

Run #	Initial Weight	Final Volume	Methanol Aliquot
Run #1	5.54 g	5.0 ml	10.0 ul
Run #2			

## VOA 8260 List

CAS No.	Compound	Result	RL	MDL	Units	Q
67-64-1	Acetone <sup>c</sup>	ND	230000	90000	ug/kg	
71-43-2	Benzene	ND	23000	6800	ug/kg	
108-86-1	Bromobenzene	ND	23000	6300	ug/kg	
74-97-5	Bromochloromethane	ND	23000	6300	ug/kg	
75-27-4	Bromodichloromethane	ND	23000	5000	ug/kg	
75-25-2	Bromoform	ND	23000	6800	ug/kg	
104-51-8	n-Butylbenzene	ND	23000	5900	ug/kg	
135-98-8	sec-Butylbenzene	ND	23000	7200	ug/kg	
98-06-6	tert-Butylbenzene	ND	23000	5400	ug/kg	
108-90-7	Chlorobenzene	ND	23000	4500	ug/kg	
75-00-3	Chloroethane	ND	23000	9000	ug/kg	
67-66-3	Chloroform	ND	23000	5400	ug/kg	
95-49-8	o-Chlorotoluene	ND	23000	5400	ug/kg	
106-43-4	p-Chlorotoluene	ND	23000	5400	ug/kg	
56-23-5	Carbon tetrachloride	ND	23000	8100	ug/kg	
75-34-3	1,1-Dichloroethane	ND	23000	5000	ug/kg	
75-35-4	1,1-Dichloroethylene	ND	23000	6300	ug/kg	
563-58-6	1,1-Dichloropropene	ND	23000	5900	ug/kg	
96-12-8	1,2-Dibromo-3-chloropropan <sup>d</sup>	ND	23000	10000	ug/kg	
106-93-4	1,2-Dibromoethane <sup>d</sup>	ND	23000	4500	ug/kg	
107-06-2	1,2-Dichloroethane	ND	23000	4500	ug/kg	
78-87-5	1,2-Dichloropropane	ND	23000	5400	ug/kg	
142-28-9	1,3-Dichloropropane	ND	23000	4500	ug/kg	
108-20-3	Di-Isopropyl ether	ND	23000	4500	ug/kg	
594-20-7	2,2-Dichloropropane	ND	23000	6300	ug/kg	
124-48-1	Dibromochloromethane	ND	23000	4500	ug/kg	
75-71-8	Dichlorodifluoromethane	ND	23000	6800	ug/kg	
156-59-2	cis-1,2-Dichloroethylene	7210	23000	6800	ug/kg	J
10061-01-5	cis-1,3-Dichloropropene	ND	23000	4500	ug/kg	
541-73-1	m-Dichlorobenzene	ND	23000	5400	ug/kg	
95-50-1	o-Dichlorobenzene	ND	23000	5000	ug/kg	
106-46-7	p-Dichlorobenzene	ND	23000	5000	ug/kg	

ND = Not detected MDL - Method Detection Limit

J = Indicates an estimated value

RL = Reporting Limit

B = Indicates analyte found in associated method blank

E = Indicates value exceeds calibration range

N = Indicates presumptive evidence of a compound



## Report of Analysis

<b>Client Sample ID:</b>	N7-0.3	
<b>Lab Sample ID:</b>	C17064-28A	<b>Date Sampled:</b> 07/19/11
<b>Matrix:</b>	SO - Soil	<b>Date Received:</b> 07/20/11
<b>Method:</b>	SW846 8260B	<b>Percent Solids:</b> n/a <sup>a</sup>
<b>Project:</b>	Romic Soil Investigation(Romic EPA) - 2081 Bay Road,East Palo Alto,CA	

## VOA 8260 List

CAS No.	Compound	Result	RL	MDL	Units	Q
156-60-5	trans-1,2-Dichloroethylene	ND	23000	6800	ug/kg	
10061-02-6	trans-1,3-Dichloropropene	ND	23000	5000	ug/kg	
100-41-4	Ethylbenzene	80100	23000	4500	ug/kg	
637-92-3	Ethyl tert-Butyl Ether	ND	23000	5900	ug/kg	
591-78-6	2-Hexanone	ND	110000	24000	ug/kg	
87-68-3	Hexachlorobutadiene	ND	23000	9000	ug/kg	
98-82-8	Isopropylbenzene	ND	23000	5000	ug/kg	
99-87-6	p-Isopropyltoluene	ND	23000	5400	ug/kg	
108-10-1	4-Methyl-2-pentanone <sup>d</sup>	ND	110000	25000	ug/kg	
74-83-9	Methyl bromide	ND	23000	9000	ug/kg	
74-87-3	Methyl chloride	ND	23000	9000	ug/kg	
74-95-3	Methylene bromide	ND	23000	6800	ug/kg	
75-09-2	Methylene chloride	ND	45000	21000	ug/kg	
78-93-3	Methyl ethyl ketone <sup>e</sup>	ND	110000	28000	ug/kg	
1634-04-4	Methyl Tert Butyl Ether	ND	23000	9000	ug/kg	
91-20-3	Naphthalene	ND	23000	9000	ug/kg	
103-65-1	n-Propylbenzene	7220	23000	6300	ug/kg	J
100-42-5	Styrene	ND	23000	12000	ug/kg	
994-05-8	Tert-Amyl Methyl Ether	ND	23000	5900	ug/kg	
75-65-0	Tert Butyl Alcohol	ND	230000	90000	ug/kg	
630-20-6	1,1,1,2-Tetrachloroethane	ND	23000	4500	ug/kg	
71-55-6	1,1,1-Trichloroethane	ND	23000	5000	ug/kg	
79-34-5	1,1,2,2-Tetrachloroethane <sup>d</sup>	ND	23000	5400	ug/kg	
79-00-5	1,1,2-Trichloroethane	10800	23000	5000	ug/kg	J
87-61-6	1,2,3-Trichlorobenzene	ND	23000	4500	ug/kg	
96-18-4	1,2,3-Trichloropropane	ND	23000	7700	ug/kg	
120-82-1	1,2,4-Trichlorobenzene	ND	23000	5400	ug/kg	
95-63-6	1,2,4-Trimethylbenzene	41300	23000	5000	ug/kg	
108-67-8	1,3,5-Trimethylbenzene	14300	23000	5900	ug/kg	J
127-18-4	Tetrachloroethylene <sup>f</sup>	ND	23000	4500	ug/kg	
108-88-3	Toluene	580000	23000	5400	ug/kg	
79-01-6	Trichloroethylene	ND	23000	5400	ug/kg	
75-69-4	Trichlorofluoromethane	ND	23000	9000	ug/kg	
75-01-4	Vinyl chloride	ND	23000	6800	ug/kg	
1330-20-7	Xylene (total)	320000	68000	14000	ug/kg	

CAS No.	Surrogate Recoveries	Run# 1	Run# 2	Limits
1868-53-7	Dibromofluoromethane	106%		80-121%
2037-26-5	Toluene-D8	86%		71-130%

ND = Not detected MDL - Method Detection Limit

RL = Reporting Limit

E = Indicates value exceeds calibration range

J = Indicates an estimated value

B = Indicates analyte found in associated method blank

N = Indicates presumptive evidence of a compound

**Report of Analysis**

<b>Client Sample ID:</b>	N7-0.3		
<b>Lab Sample ID:</b>	C17064-28A	<b>Date Sampled:</b>	07/19/11
<b>Matrix:</b>	SO - Soil	<b>Date Received:</b>	07/20/11
<b>Method:</b>	SW846 8260B	<b>Percent Solids:</b>	n/a <sup>a</sup>
<b>Project:</b>	Romic Soil Investigation(Romic EPA) - 2081 Bay Road, East Palo Alto, CA		

**VOA 8260 List**

CAS No.	Surrogate Recoveries	Run# 1	Run# 2	Limits
460-00-4	4-Bromofluorobenzene	99%		59-148%
17060-07-0	1,2-Dichloroethane-D4	109%		77-123%

- (a) All results reported on wet weight basis.
- (b) Analysis performed at Accutest Laboratories, Orlando FL.
- (c) Associated ICV and BS outside control limits.
- (d) CCV outside of control limits.
- (e) Associated BS recovery outside control limits.
- (f) Associated ICV outside control limits.

ND = Not detected      MDL - Method Detection Limit  
 RL = Reporting Limit  
 E = Indicates value exceeds calibration range

J = Indicates an estimated value  
 B = Indicates analyte found in associated method blank  
 N = Indicates presumptive evidence of a compound

## Report of Analysis

<b>Client Sample ID:</b>	N7-0.3	
<b>Lab Sample ID:</b>	C17064-28A	<b>Date Sampled:</b> 07/19/11
<b>Matrix:</b>	SO - Soil	<b>Date Received:</b> 07/20/11
<b>Method:</b>	SW846 8270C SW846 3550B	<b>Percent Solids:</b> n/a <sup>a</sup>
<b>Project:</b>	Romic Soil Investigation(Romic EPA) - 2081 Bay Road, East Palo Alto, CA	

Run #1	File ID	DF	Analyzed	By	Prep Date	Prep Batch	Analytical Batch
Run #1	Y8983.D	1	07/23/11	MT	07/21/11	OP4270	EY428
Run #2							

Run #1	Initial Weight	Final Volume
Run #1	10.1 g	1.0 ml
Run #2		

## ABN Full List

CAS No.	Compound	Result	RL	MDL	Units	Q
65-85-0	Benzoic acid	ND	990	880	ug/kg	
95-57-8	2-Chlorophenol	ND	990	670	ug/kg	
59-50-7	4-Chloro-3-methyl phenol	ND	500	420	ug/kg	
120-83-2	2,4-Dichlorophenol	ND	500	140	ug/kg	
105-67-9	2,4-Dimethylphenol	213	500	150	ug/kg	J
51-28-5	2,4-Dinitrophenol	ND	2500	840	ug/kg	
534-52-1	4,6-Dinitro-o-cresol	ND	2000	1000	ug/kg	
95-48-7	2-Methylphenol	748	500	170	ug/kg	
	3&4-Methylphenol	1180	500	150	ug/kg	
88-75-5	2-Nitrophenol	ND	500	130	ug/kg	
100-02-7	4-Nitrophenol	ND	2000	1200	ug/kg	
87-86-5	Pentachlorophenol	ND	500	420	ug/kg	
108-95-2	Phenol	ND	2000	1300	ug/kg	
95-95-4	2,4,5-Trichlorophenol	ND	500	120	ug/kg	
88-06-2	2,4,6-Trichlorophenol	ND	500	160	ug/kg	
83-32-9	Acenaphthene	ND	990	500	ug/kg	
208-96-8	Acenaphthylene	ND	500	200	ug/kg	
62-53-3	Aniline	ND	500	140	ug/kg	
120-12-7	Anthracene	ND	500	99	ug/kg	
103-33-3	Azobenzene	ND	500	170	ug/kg	
92-87-5	Benzidine	ND	2500	720	ug/kg	
56-55-3	Benzo(a)anthracene	ND	500	69	ug/kg	
50-32-8	Benzo(a)pyrene	ND	500	89	ug/kg	
205-99-2	Benzo(b)fluoranthene	ND	500	59	ug/kg	
191-24-2	Benzo(g,h,i)perylene	ND	500	150	ug/kg	
207-08-9	Benzo(k)fluoranthene	ND	500	120	ug/kg	
101-55-3	4-Bromophenyl phenyl ether	ND	500	150	ug/kg	
85-68-7	Butyl benzyl phthalate	ND	500	110	ug/kg	
100-51-6	Benzyl Alcohol	ND	990	160	ug/kg	
91-58-7	2-Chloronaphthalene	ND	500	180	ug/kg	
106-47-8	4-Chloroaniline	ND	500	140	ug/kg	
86-74-8	Carbazole	ND	500	79	ug/kg	

ND = Not detected MDL - Method Detection Limit

RL = Reporting Limit

E = Indicates value exceeds calibration range

J = Indicates an estimated value

B = Indicates analyte found in associated method blank

N = Indicates presumptive evidence of a compound

## Report of Analysis

<b>Client Sample ID:</b>	N7-0.3		
<b>Lab Sample ID:</b>	C17064-28A	<b>Date Sampled:</b>	07/19/11
<b>Matrix:</b>	SO - Soil	<b>Date Received:</b>	07/20/11
<b>Method:</b>	SW846 8270C SW846 3550B	<b>Percent Solids:</b>	n/a <sup>a</sup>
<b>Project:</b>	Romic Soil Investigation(Romic EPA) - 2081 Bay Road,East Palo Alto,CA		

## ABN Full List

CAS No.	Compound	Result	RL	MDL	Units	Q
218-01-9	Chrysene	ND	500	99	ug/kg	
111-91-1	bis(2-Chloroethoxy)methane	ND	500	180	ug/kg	
111-44-4	bis(2-Chloroethyl)ether	ND	500	230	ug/kg	
108-60-1	bis(2-Chloroisopropyl)ether	ND	500	270	ug/kg	
7005-72-3	4-Chlorophenyl phenyl ether	ND	500	190	ug/kg	
95-50-1	1,2-Dichlorobenzene	316	500	160	ug/kg	J
541-73-1	1,3-Dichlorobenzene	ND	500	150	ug/kg	
106-46-7	1,4-Dichlorobenzene	ND	500	420	ug/kg	
121-14-2	2,4-Dinitrotoluene	ND	500	460	ug/kg	
606-20-2	2,6-Dinitrotoluene	ND	990	320	ug/kg	
91-94-1	3,3' -Dichlorobenzidine	ND	2500	140	ug/kg	
53-70-3	Dibenzo(a,h)anthracene	ND	500	130	ug/kg	
132-64-9	Dibenzofuran	ND	500	160	ug/kg	
122-39-4	Diphenylamine	ND	500	120	ug/kg	
84-74-2	Di-n-butyl phthalate	ND	500	99	ug/kg	
117-84-0	Di-n-octyl phthalate	ND	500	130	ug/kg	
84-66-2	Diethyl phthalate	ND	500	170	ug/kg	
131-11-3	Dimethyl phthalate	ND	500	180	ug/kg	
117-81-7	bis(2-Ethylhexyl)phthalate	451	500	220	ug/kg	J
206-44-0	Fluoranthene	ND	500	99	ug/kg	
86-73-7	Fluorene	ND	500	180	ug/kg	
118-74-1	Hexachlorobenzene	ND	500	130	ug/kg	
87-68-3	Hexachlorobutadiene	ND	500	190	ug/kg	
77-47-4	Hexachlorocyclopentadiene	ND	500	140	ug/kg	
67-72-1	Hexachloroethane	ND	500	160	ug/kg	
193-39-5	Indeno(1,2,3-cd)pyrene	ND	500	140	ug/kg	
78-59-1	Isophorone	ND	500	170	ug/kg	
90-12-0	1-Methylnaphthalene	184	500	160	ug/kg	J
91-57-6	2-Methylnaphthalene	332	500	160	ug/kg	J
88-74-4	2-Nitroaniline	ND	500	120	ug/kg	
99-09-2	3-Nitroaniline	ND	500	120	ug/kg	
100-01-6	4-Nitroaniline	ND	500	300	ug/kg	
91-20-3	Naphthalene	1120	500	170	ug/kg	
98-95-3	Nitrobenzene	ND	500	160	ug/kg	
62-75-9	N-Nitrosodimethylamine	ND	5000	2200	ug/kg	
621-64-7	N-Nitroso-di-n-propylamine	ND	990	540	ug/kg	
85-01-8	Phenanthrene	ND	500	110	ug/kg	
129-00-0	Pyrene	ND	990	670	ug/kg	
110-86-1	Pyridine	ND	2000	220	ug/kg	
120-82-1	1,2,4-Trichlorobenzene	ND	500	340	ug/kg	

ND = Not detected MDL - Method Detection Limit

RL = Reporting Limit

E = Indicates value exceeds calibration range

J = Indicates an estimated value

B = Indicates analyte found in associated method blank

N = Indicates presumptive evidence of a compound

## Report of Analysis

<b>Client Sample ID:</b>	N7-0.3	
<b>Lab Sample ID:</b>	C17064-28A	<b>Date Sampled:</b> 07/19/11
<b>Matrix:</b>	SO - Soil	<b>Date Received:</b> 07/20/11
<b>Method:</b>	SW846 8270C SW846 3550B	<b>Percent Solids:</b> n/a <sup>a</sup>
<b>Project:</b>	Romic Soil Investigation(Romic EPA) - 2081 Bay Road, East Palo Alto, CA	

## ABN Full List

CAS No.	Surrogate Recoveries	Run# 1	Run# 2	Limits
367-12-4	2-Fluorophenol	54%		20-100%
4165-62-2	Phenol-d5	57%		20-100%
118-79-6	2,4,6-Tribromophenol	67%		30-100%
4165-60-0	Nitrobenzene-d5	55%		20-100%
321-60-8	2-Fluorobiphenyl	53%		20-106%
1718-51-0	Terphenyl-d14	79%		55-130%

(a) All results reported on wet weight basis.

ND = Not detected      MDL - Method Detection Limit  
 RL = Reporting Limit  
 E = Indicates value exceeds calibration range

J = Indicates an estimated value  
 B = Indicates analyte found in associated method blank  
 N = Indicates presumptive evidence of a compound

## Report of Analysis

<b>Client Sample ID:</b> N7-0.3		<b>Date Sampled:</b> 07/19/11
<b>Lab Sample ID:</b> C17064-28A		<b>Date Received:</b> 07/20/11
<b>Matrix:</b> SO - Soil		<b>Percent Solids:</b> n/a <sup>a</sup>
<b>Method:</b> SW846 8015B		
<b>Project:</b> Romnic Soil Investigation(Romic EPA) - 2081 Bay Road, East Palo Alto, CA		

Run #	File ID	DF	Analyzed	By	Prep Date	Prep Batch	Analytical Batch
Run #1	JK21534.D	1	08/02/11	TT	n/a	n/a	GJK888
Run #2							

Run #	Initial Weight	Final Volume	Methanol Aliquot
Run #1	5.00 g	5.0 ml	20.0 ul
Run #2			

**TPH Volatiles**

CAS No.	Compound	Result	RL	MDL	Units	Q
	TPH-GRO (C6-C10)	297	25	13	mg/kg	
CAS No.	Surrogate Recoveries	Run# 1	Run# 2	Limits		
98-08-8	aaa-Trifluorotoluene	86%		60-157%		

(a) All results reported on wet weight basis.

ND = Not detected      MDL - Method Detection Limit  
 RL = Reporting Limit  
 E = Indicates value exceeds calibration range

J = Indicates an estimated value  
 B = Indicates analyte found in associated method blank  
 N = Indicates presumptive evidence of a compound

## Report of Analysis

<b>Client Sample ID:</b>	N7-0.3	
<b>Lab Sample ID:</b>	C17064-28A	<b>Date Sampled:</b> 07/19/11
<b>Matrix:</b>	SO - Soil	<b>Date Received:</b> 07/20/11
<b>Method:</b>	SW846 8081A SW846 3545A	<b>Percent Solids:</b> n/a <sup>a</sup>
<b>Project:</b>	Romic Soil Investigation(Romic EPA) - 2081 Bay Road, East Palo Alto, CA	

Run #	File ID	DF	Analyzed	By	Prep Date	Prep Batch	Analytical Batch
Run #1 <sup>b</sup>	OO22800.D	5	07/27/11	RV	07/22/11	OP4280	G00729
Run #2							

Run #	Initial Weight	Final Volume
Run #1	10.1 g	10.0 ml
Run #2		

## Pesticide PPL List

CAS No.	Compound	Result	RL	MDL	Units	Q
309-00-2	Aldrin	ND	120	50	ug/kg	
319-84-6	alpha-BHC	ND	120	54	ug/kg	
319-85-7	beta-BHC	ND	120	17	ug/kg	
319-86-8	delta-BHC	ND	120	17	ug/kg	
58-89-9	gamma-BHC (Lindane)	ND	120	37	ug/kg	
12789-03-6	Chlordane	ND	500	500	ug/kg	
60-57-1	Dieldrin	ND	120	15	ug/kg	
72-54-8	4,4' -DDD	ND	120	17	ug/kg	
72-55-9	4,4' -DDE	ND	120	15	ug/kg	
50-29-3	4,4' -DDT	ND	120	15	ug/kg	
72-20-8	Endrin	ND	120	15	ug/kg	
7421-93-4	Endrin aldehyde	ND	120	30	ug/kg	
959-98-8	Endosulfan-I	ND	120	17	ug/kg	
33213-65-9	Endosulfan-II	ND	120	17	ug/kg	
1031-07-8	Endosulfan sulfate	ND	120	40	ug/kg	
76-44-8	Heptachlor	ND	120	30	ug/kg	
1024-57-3	Heptachlor epoxide	ND	120	20	ug/kg	
72-43-5	Methoxychlor	ND	120	17	ug/kg	
8001-35-2	Toxaphene	ND	500	500	ug/kg	

CAS No.	Surrogate Recoveries	Run# 1	Run# 2	Limits
877-09-8	Tetrachloro-m-xylene	46%		35-132%
877-09-8	Tetrachloro-m-xylene	48%		35-132%
2051-24-3	Decachlorobiphenyl	74%		35-132%
2051-24-3	Decachlorobiphenyl	84%		35-132%

(a) All results reported on wet weight basis.

(b) Reporting limits raised due to high concentration of PCB (Aroclor 1260) and non-target Hydrocarbons.

ND = Not detected MDL - Method Detection Limit

RL = Reporting Limit

E = Indicates value exceeds calibration range

J = Indicates an estimated value

B = Indicates analyte found in associated method blank

N = Indicates presumptive evidence of a compound

## Report of Analysis

<b>Client Sample ID:</b> N7-0.3		
<b>Lab Sample ID:</b> C17064-28A		<b>Date Sampled:</b> 07/19/11
<b>Matrix:</b> SO - Soil		<b>Date Received:</b> 07/20/11
<b>Method:</b> SW846 8082 SW846 3545A		<b>Percent Solids:</b> n/a <sup>a</sup>
<b>Project:</b> Romic Soil Investigation(Romic EPA) - 2081 Bay Road, East Palo Alto, CA		

Run #1	File ID	DF	Analyzed	By	Prep Date	Prep Batch	Analytical Batch
Run #1	PP20328.D	1	07/23/11	RV	07/22/11	OP4281	GPP689
Run #2							

Run #1	Initial Weight	Final Volume
Run #1	10.1 g	10.0 ml
Run #2		

## PCB List

CAS No.	Compound	Result	RL	MDL	Units	Q
12674-11-2	Aroclor 1016	ND	99	17	ug/kg	
11104-28-2	Aroclor 1221	ND	99	50	ug/kg	
11141-16-5	Aroclor 1232	ND	99	50	ug/kg	
53469-21-9	Aroclor 1242	ND	99	50	ug/kg	
12672-29-6	Aroclor 1248	ND	99	50	ug/kg	
11097-69-1	Aroclor 1254	ND	99	50	ug/kg	
11096-82-5	Aroclor 1260	ND	99	20	ug/kg	

CAS No.	Surrogate Recoveries	Run# 1	Run# 2	Limits
877-09-8	Tetrachloro-m-xylene	41% <sup>b</sup>		45-108%
877-09-8	Tetrachloro-m-xylene	34% <sup>b</sup>		45-108%
2051-24-3	Decachlorobiphenyl	75%		54-121%
2051-24-3	Decachlorobiphenyl	67%		54-121%

(a) All results reported on wet weight basis.

(b) Outside control limits due to matrix interference.

ND = Not detected      MDL - Method Detection Limit  
 RL = Reporting Limit  
 E = Indicates value exceeds calibration range

J = Indicates an estimated value  
 B = Indicates analyte found in associated method blank  
 N = Indicates presumptive evidence of a compound



## Report of Analysis

<b>Client Sample ID:</b>	N7-0.3	
<b>Lab Sample ID:</b>	C17064-28A	<b>Date Sampled:</b> 07/19/11
<b>Matrix:</b>	SO - Soil	<b>Date Received:</b> 07/20/11
<b>Method:</b>	SW846 8015B M SW846 3545A	<b>Percent Solids:</b> n/a <sup>a</sup>
<b>Project:</b>	Romic Soil Investigation(Romic EPA) - 2081 Bay Road, East Palo Alto, CA	

	File ID	DF	Analyzed	By	Prep Date	Prep Batch	Analytical Batch
Run #1	GG27199.D	1	07/27/11	JH	07/26/11	OP4309	GGG730
Run #2							

	Initial Weight	Final Volume
Run #1	10.2 g	1.0 ml
Run #2		

## TPH Extractable w/ Silica Gel Cleanup

CAS No.	Compound	Result	RL	MDL	Units	Q
	TPH (C10-C28)	50.6	9.8	4.9	mg/kg	
	TPH (> C28-C40)	13.4	20	9.8	mg/kg	J

CAS No.	Surrogate Recoveries	Run# 1	Run# 2	Limits
630-01-3	Hexacosane	64%		45-140%

(a) All results reported on wet weight basis.

ND = Not detected      MDL - Method Detection Limit  
 RL = Reporting Limit  
 E = Indicates value exceeds calibration range

J = Indicates an estimated value  
 B = Indicates analyte found in associated method blank  
 N = Indicates presumptive evidence of a compound

## Report of Analysis

<b>Client Sample ID:</b> N7-0.3	<b>Date Sampled:</b> 07/19/11
<b>Lab Sample ID:</b> C17064-28A	<b>Date Received:</b> 07/20/11
<b>Matrix:</b> SO - Soil	<b>Percent Solids:</b> n/a <sup>a</sup>
<b>Project:</b> Romic Soil Investigation(Romic EPA) - 2081 Bay Road,East Palo Alto,CA	

## Metals Analysis

Analyte	Result	RL	Units	DF	Prep	Analyzed By	Method	Prep Method
Antimony	< 1.9	1.9	mg/kg	1	07/22/11	07/27/11	DQ SW846 6010B <sup>3</sup>	SW846 3050B <sup>4</sup>
Arsenic	4.0	1.9	mg/kg	1	07/22/11	07/27/11	DQ SW846 6010B <sup>2</sup>	SW846 3050B <sup>4</sup>
Barium	95.7	19	mg/kg	1	07/22/11	07/27/11	DQ SW846 6010B <sup>2</sup>	SW846 3050B <sup>4</sup>
Beryllium	< 0.93	0.93	mg/kg	1	07/22/11	07/27/11	DQ SW846 6010B <sup>2</sup>	SW846 3050B <sup>4</sup>
Cadmium	42.6	0.93	mg/kg	1	07/22/11	07/27/11	DQ SW846 6010B <sup>2</sup>	SW846 3050B <sup>4</sup>
Chromium	45.0	0.93	mg/kg	1	07/22/11	07/27/11	DQ SW846 6010B <sup>2</sup>	SW846 3050B <sup>4</sup>
Cobalt	6.3	0.93	mg/kg	1	07/22/11	07/27/11	DQ SW846 6010B <sup>2</sup>	SW846 3050B <sup>4</sup>
Copper	31.0	2.3	mg/kg	1	07/22/11	07/27/11	DQ SW846 6010B <sup>2</sup>	SW846 3050B <sup>4</sup>
Lead	10.6	1.9	mg/kg	1	07/22/11	07/27/11	DQ SW846 6010B <sup>2</sup>	SW846 3050B <sup>4</sup>
Mercury	0.076	0.038	mg/kg	1	07/25/11	07/25/11	PH SW846 7471A <sup>1</sup>	SW846 7471A <sup>5</sup>
Molybdenum	< 1.9	1.9	mg/kg	1	07/22/11	07/27/11	DQ SW846 6010B <sup>3</sup>	SW846 3050B <sup>4</sup>
Nickel	29.3	0.93	mg/kg	1	07/22/11	07/27/11	DQ SW846 6010B <sup>2</sup>	SW846 3050B <sup>4</sup>
Selenium	< 1.9	1.9	mg/kg	1	07/22/11	07/27/11	DQ SW846 6010B <sup>2</sup>	SW846 3050B <sup>4</sup>
Silver	< 0.93	0.93	mg/kg	1	07/22/11	07/27/11	DQ SW846 6010B <sup>2</sup>	SW846 3050B <sup>4</sup>
Thallium	< 1.9	1.9	mg/kg	1	07/22/11	07/27/11	DQ SW846 6010B <sup>3</sup>	SW846 3050B <sup>4</sup>
Vanadium	30.0	0.93	mg/kg	1	07/22/11	07/27/11	DQ SW846 6010B <sup>2</sup>	SW846 3050B <sup>4</sup>
Zinc	98.6	1.9	mg/kg	1	07/22/11	07/27/11	DQ SW846 6010B <sup>2</sup>	SW846 3050B <sup>4</sup>

(1) Instrument QC Batch: MA2004

(2) Instrument QC Batch: MA2008

(3) Instrument QC Batch: MA2011

(4) Prep QC Batch: MP3750

(5) Prep QC Batch: MP3761

(a) All results reported on wet weight basis.

RL = Reporting Limit

## Report of Analysis

<b>Client Sample ID:</b>	N7-2.8		
<b>Lab Sample ID:</b>	C17064-29	<b>Date Sampled:</b>	07/19/11
<b>Matrix:</b>	SO - Soil	<b>Date Received:</b>	07/20/11
<b>Method:</b>	SW846 8260B	<b>Percent Solids:</b>	n/a
<b>Project:</b>	Romic Soil Investigation(Romic EPA) - 2081 Bay Road, East Palo Alto, CA		

	File ID	DF	Analyzed	By	Prep Date	Prep Batch	Analytical Batch
Run #1 <sup>a</sup>	H071014.D	10	08/09/11	AFL	n/a	n/a	F:VH2634
Run #2 <sup>b</sup>	G0073971.D	1	08/01/11	AFL	n/a	n/a	F:VG2761

	Initial Weight	Final Volume	Methanol Aliquot
Run #1	6.09 g	5.0 ml	10.0 ul
Run #2	6.09 g	5.0 ml	50.0 ul

## VOA 8260 List

CAS No.	Compound	Result	RL	MDL	Units	Q
67-64-1	Acetone <sup>c</sup>	ND	210000	82000	ug/kg	
71-43-2	Benzene	ND	21000	6200	ug/kg	
108-86-1	Bromobenzene	ND	21000	5700	ug/kg	
74-97-5	Bromochloromethane	ND	21000	5700	ug/kg	
75-27-4	Bromodichloromethane	ND	21000	4500	ug/kg	
75-25-2	Bromoform	ND	21000	6200	ug/kg	
104-51-8	n-Butylbenzene	ND	21000	5300	ug/kg	
135-98-8	sec-Butylbenzene	ND	21000	6600	ug/kg	
98-06-6	tert-Butylbenzene	ND	21000	4900	ug/kg	
108-90-7	Chlorobenzene	ND	21000	4100	ug/kg	
75-00-3	Chloroethane	ND	21000	8200	ug/kg	
67-66-3	Chloroform	ND	21000	4900	ug/kg	
95-49-8	o-Chlorotoluene	ND	21000	4900	ug/kg	
106-43-4	p-Chlorotoluene	ND	21000	4900	ug/kg	
56-23-5	Carbon tetrachloride	ND	21000	7400	ug/kg	
75-34-3	1,1-Dichloroethane	ND	21000	4500	ug/kg	
75-35-4	1,1-Dichloroethylene	ND	21000	5700	ug/kg	
563-58-6	1,1-Dichloropropene	ND	21000	5300	ug/kg	
96-12-8	1,2-Dibromo-3-chloropropane	ND	21000	9400	ug/kg	
106-93-4	1,2-Dibromoethane	ND	21000	4100	ug/kg	
107-06-2	1,2-Dichloroethane	ND	21000	4100	ug/kg	
78-87-5	1,2-Dichloropropane	ND	21000	4900	ug/kg	
142-28-9	1,3-Dichloropropane	ND	21000	4100	ug/kg	
108-20-3	Di-Isopropyl ether	ND	21000	4100	ug/kg	
594-20-7	2,2-Dichloropropane	ND	21000	5700	ug/kg	
124-48-1	Dibromochloromethane	ND	21000	4100	ug/kg	
75-71-8	Dichlorodifluoromethane	ND	21000	6200	ug/kg	
156-59-2	cis-1,2-Dichloroethylene	ND	21000	6200	ug/kg	
10061-01-5	cis-1,3-Dichloropropene	ND	21000	4100	ug/kg	
541-73-1	m-Dichlorobenzene	ND	21000	4900	ug/kg	
95-50-1	o-Dichlorobenzene	ND	21000	4500	ug/kg	
106-46-7	p-Dichlorobenzene	ND	21000	4500	ug/kg	

ND = Not detected MDL - Method Detection Limit

RL = Reporting Limit

E = Indicates value exceeds calibration range

J = Indicates an estimated value

B = Indicates analyte found in associated method blank

N = Indicates presumptive evidence of a compound

## Report of Analysis

<b>Client Sample ID:</b>	N7-2.8		
<b>Lab Sample ID:</b>	C17064-29	<b>Date Sampled:</b>	07/19/11
<b>Matrix:</b>	SO - Soil	<b>Date Received:</b>	07/20/11
<b>Method:</b>	SW846 8260B	<b>Percent Solids:</b>	n/a
<b>Project:</b>	Romic Soil Investigation(Romic EPA) - 2081 Bay Road,East Palo Alto,CA		

## VOA 8260 List

CAS No.	Compound	Result	RL	MDL	Units	Q
156-60-5	trans-1,2-Dichloroethylene	ND	21000	6200	ug/kg	
10061-02-6	trans-1,3-Dichloropropene	ND	21000	4500	ug/kg	
100-41-4	Ethylbenzene	4430	21000	4100	ug/kg	J
637-92-3	Ethyl tert-Butyl Ether	ND	21000	5300	ug/kg	
591-78-6	2-Hexanone	ND	100000	22000	ug/kg	
87-68-3	Hexachlorobutadiene	ND	21000	8200	ug/kg	
98-82-8	Isopropylbenzene	ND	21000	4500	ug/kg	
99-87-6	p-Isopropyltoluene	ND	21000	4900	ug/kg	
108-10-1	4-Methyl-2-pentanone	ND	100000	23000	ug/kg	
74-83-9	Methyl bromide <sup>d</sup>	ND	21000	8200	ug/kg	
74-87-3	Methyl chloride	ND	21000	8200	ug/kg	
74-95-3	Methylene bromide	ND	21000	6200	ug/kg	
75-09-2	Methylene chloride	ND	41000	19000	ug/kg	
78-93-3	Methyl ethyl ketone	ND	100000	25000	ug/kg	
1634-04-4	Methyl Tert Butyl Ether	ND	21000	8200	ug/kg	
91-20-3	Naphthalene	ND	21000	8200	ug/kg	
103-65-1	n-Propylbenzene	ND	21000	5700	ug/kg	
100-42-5	Styrene	ND	21000	11000	ug/kg	
994-05-8	Tert-Amyl Methyl Ether	ND	21000	5300	ug/kg	
75-65-0	Tert Butyl Alcohol	ND	210000	82000	ug/kg	
630-20-6	1,1,1,2-Tetrachloroethane	ND	21000	4100	ug/kg	
71-55-6	1,1,1-Trichloroethane	ND	21000	4500	ug/kg	
79-34-5	1,1,2,2-Tetrachloroethane	ND	21000	4900	ug/kg	
79-00-5	1,1,2-Trichloroethane	ND	21000	4500	ug/kg	
87-61-6	1,2,3-Trichlorobenzene	ND	21000	4100	ug/kg	
96-18-4	1,2,3-Trichloropropane	ND	21000	7000	ug/kg	
120-82-1	1,2,4-Trichlorobenzene	ND	21000	4900	ug/kg	
95-63-6	1,2,4-Trimethylbenzene	6410	21000	4500	ug/kg	J
108-67-8	1,3,5-Trimethylbenzene	ND	21000	5300	ug/kg	
127-18-4	Tetrachloroethylene	ND	21000	4100	ug/kg	
108-88-3	Toluene	24400	21000	4900	ug/kg	
79-01-6	Trichloroethylene	ND	21000	4900	ug/kg	
75-69-4	Trichlorofluoromethane	ND	21000	8200	ug/kg	
75-01-4	Vinyl chloride	ND	21000	6200	ug/kg	
1330-20-7	Xylene (total)	ND	62000	13000	ug/kg	

CAS No.	Surrogate Recoveries	Run# 1	Run# 2	Limits
1868-53-7	Dibromofluoromethane	103%	0%	80-121%
2037-26-5	Toluene-D8	89%	0%	71-130%

ND = Not detected MDL - Method Detection Limit

RL = Reporting Limit

E = Indicates value exceeds calibration range

J = Indicates an estimated value

B = Indicates analyte found in associated method blank

N = Indicates presumptive evidence of a compound

## Report of Analysis

<b>Client Sample ID:</b> N7-2.8	
<b>Lab Sample ID:</b> C17064-29	<b>Date Sampled:</b> 07/19/11
<b>Matrix:</b> SO - Soil	<b>Date Received:</b> 07/20/11
<b>Method:</b> SW846 8260B	<b>Percent Solids:</b> n/a
<b>Project:</b> Romic Soil Investigation(Romic EPA) - 2081 Bay Road, East Palo Alto, CA	

**VOA 8260 List**

CAS No.	Surrogate Recoveries	Run# 1	Run# 2	Limits
460-00-4	4-Bromofluorobenzene	95%	0%	59-148%
17060-07-0	1,2-Dichloroethane-D4	100%	0%	77-123%

- (a) Sample re-analyzed beyond hold time; reported results are considered minimum values. Analysis performed at Accutest Laboratories, Orlando FL.
- (b) Confirmation run. Analysis performed at Accutest Laboratories, Orlando FL.
- (c) Associated ICV and BS outside control limits.
- (d) Initial calibration not valid for this compound.

---

ND = Not detected	MDL - Method Detection Limit	J = Indicates an estimated value
RL = Reporting Limit		B = Indicates analyte found in associated method blank
E = Indicates value exceeds calibration range		N = Indicates presumptive evidence of a compound

## Report of Analysis

<b>Client Sample ID:</b>	N7-5.8		
<b>Lab Sample ID:</b>	C17064-30	<b>Date Sampled:</b>	07/19/11
<b>Matrix:</b>	SO - Soil	<b>Date Received:</b>	07/20/11
<b>Method:</b>	SW846 8260B	<b>Percent Solids:</b>	n/a
<b>Project:</b>	Romic Soil Investigation(Romic EPA) - 2081 Bay Road, East Palo Alto, CA		

Run #	File ID	DF	Analyzed	By	Prep Date	Prep Batch	Analytical Batch
Run #1 <sup>a</sup>	G0073972.D	1	08/01/11	AFL	n/a	n/a	F:VG2761
Run #2							

Run #	Initial Weight	Final Volume	Methanol Aliquot
Run #1	7.16 g	5.0 ml	100 ul
Run #2			

## VOA 8260 List

CAS No.	Compound	Result	RL	MDL	Units	Q
67-64-1	Acetone <sup>b</sup>	ND	1700	700	ug/kg	
71-43-2	Benzene	141	170	52	ug/kg	J
108-86-1	Bromobenzene	ND	170	49	ug/kg	
74-97-5	Bromochloromethane	ND	170	49	ug/kg	
75-27-4	Bromodichloromethane	ND	170	38	ug/kg	
75-25-2	Bromoform	ND	170	52	ug/kg	
104-51-8	n-Butylbenzene	ND	170	45	ug/kg	
135-98-8	sec-Butylbenzene	ND	170	56	ug/kg	
98-06-6	tert-Butylbenzene	ND	170	42	ug/kg	
108-90-7	Chlorobenzene	61.2	170	35	ug/kg	J
75-00-3	Chloroethane	ND	170	70	ug/kg	
67-66-3	Chloroform	ND	170	42	ug/kg	
95-49-8	o-Chlorotoluene	ND	170	42	ug/kg	
106-43-4	p-Chlorotoluene	ND	170	42	ug/kg	
56-23-5	Carbon tetrachloride	ND	170	63	ug/kg	
75-34-3	1,1-Dichloroethane	ND	170	38	ug/kg	
75-35-4	1,1-Dichloroethylene	ND	170	49	ug/kg	
563-58-6	1,1-Dichloropropene	ND	170	45	ug/kg	
96-12-8	1,2-Dibromo-3-chloropropan <sup>c</sup>	ND	170	80	ug/kg	
106-93-4	1,2-Dibromoethane	ND	170	35	ug/kg	
107-06-2	1,2-Dichloroethane	ND	170	35	ug/kg	
78-87-5	1,2-Dichloropropane	ND	170	42	ug/kg	
142-28-9	1,3-Dichloropropane	ND	170	35	ug/kg	
108-20-3	Di-Isopropyl ether	ND	170	35	ug/kg	
594-20-7	2,2-Dichloropropane	ND	170	49	ug/kg	
124-48-1	Dibromochloromethane	ND	170	35	ug/kg	
75-71-8	Dichlorodifluoromethane <sup>c</sup>	ND	170	52	ug/kg	
156-59-2	cis-1,2-Dichloroethylene	ND	170	52	ug/kg	
10061-01-5	cis-1,3-Dichloropropene	ND	170	35	ug/kg	
541-73-1	m-Dichlorobenzene	ND	170	42	ug/kg	
95-50-1	o-Dichlorobenzene	40.1	170	38	ug/kg	J
106-46-7	p-Dichlorobenzene	ND	170	38	ug/kg	

ND = Not detected MDL - Method Detection Limit

RL = Reporting Limit

E = Indicates value exceeds calibration range

J = Indicates an estimated value

B = Indicates analyte found in associated method blank

N = Indicates presumptive evidence of a compound

## Report of Analysis

<b>Client Sample ID:</b>	N7-5.8		
<b>Lab Sample ID:</b>	C17064-30	<b>Date Sampled:</b>	07/19/11
<b>Matrix:</b>	SO - Soil	<b>Date Received:</b>	07/20/11
<b>Method:</b>	SW846 8260B	<b>Percent Solids:</b>	n/a
<b>Project:</b>	Romic Soil Investigation(Romic EPA) - 2081 Bay Road,East Palo Alto,CA		

## VOA 8260 List

CAS No.	Compound	Result	RL	MDL	Units	Q
156-60-5	trans-1,2-Dichloroethylene	ND	170	52	ug/kg	
10061-02-6	trans-1,3-Dichloropropene	ND	170	38	ug/kg	
100-41-4	Ethylbenzene	1170	170	35	ug/kg	
637-92-3	Ethyl tert-Butyl Ether	ND	170	45	ug/kg	
591-78-6	2-Hexanone	ND	870	190	ug/kg	
87-68-3	Hexachlorobutadiene	ND	170	70	ug/kg	
98-82-8	Isopropylbenzene	58.0	170	38	ug/kg	J
99-87-6	p-Isopropyltoluene	ND	170	42	ug/kg	
108-10-1	4-Methyl-2-pentanone <sup>c</sup>	ND	870	190	ug/kg	
74-83-9	Methyl bromide <sup>c</sup>	ND	170	70	ug/kg	
74-87-3	Methyl chloride	ND	170	70	ug/kg	
74-95-3	Methylene bromide	ND	170	52	ug/kg	
75-09-2	Methylene chloride	ND	350	160	ug/kg	
78-93-3	Methyl ethyl ketone	ND	870	210	ug/kg	
1634-04-4	Methyl Tert Butyl Ether	ND	170	70	ug/kg	
91-20-3	Naphthalene	90.4	170	70	ug/kg	J
103-65-1	n-Propylbenzene	81.3	170	49	ug/kg	J
100-42-5	Styrene	ND	170	91	ug/kg	
994-05-8	Tert-Amyl Methyl Ether	ND	170	45	ug/kg	
75-65-0	Tert Butyl Alcohol	ND	1700	700	ug/kg	
630-20-6	1,1,1,2-Tetrachloroethane	ND	170	35	ug/kg	
71-55-6	1,1,1-Trichloroethane	ND	170	38	ug/kg	
79-34-5	1,1,2,2-Tetrachloroethane	ND	170	42	ug/kg	
79-00-5	1,1,2-Trichloroethane	ND	170	38	ug/kg	
87-61-6	1,2,3-Trichlorobenzene	ND	170	35	ug/kg	
96-18-4	1,2,3-Trichloropropane	ND	170	59	ug/kg	
120-82-1	1,2,4-Trichlorobenzene	ND	170	42	ug/kg	
95-63-6	1,2,4-Trimethylbenzene	489	170	38	ug/kg	
108-67-8	1,3,5-Trimethylbenzene	139	170	45	ug/kg	J
127-18-4	Tetrachloroethylene	ND	170	35	ug/kg	
108-88-3	Toluene	98.2	170	42	ug/kg	J
79-01-6	Trichloroethylene	ND	170	42	ug/kg	
75-69-4	Trichlorofluoromethane	ND	170	70	ug/kg	
75-01-4	Vinyl chloride	ND	170	52	ug/kg	
1330-20-7	Xylene (total)	2540	520	110	ug/kg	

CAS No.	Surrogate Recoveries	Run# 1	Run# 2	Limits
1868-53-7	Dibromofluoromethane	100%		80-121%
2037-26-5	Toluene-D8	87%		71-130%

ND = Not detected MDL - Method Detection Limit

RL = Reporting Limit

E = Indicates value exceeds calibration range

J = Indicates an estimated value

B = Indicates analyte found in associated method blank

N = Indicates presumptive evidence of a compound

## Report of Analysis

<b>Client Sample ID:</b> N7-5.8		
<b>Lab Sample ID:</b> C17064-30		<b>Date Sampled:</b> 07/19/11
<b>Matrix:</b> SO - Soil		<b>Date Received:</b> 07/20/11
<b>Method:</b> SW846 8260B		<b>Percent Solids:</b> n/a
<b>Project:</b> Romic Soil Investigation(Romic EPA) - 2081 Bay Road,East Palo Alto,CA		

### VOA 8260 List

CAS No.	Surrogate Recoveries	Run# 1	Run# 2	Limits
460-00-4	4-Bromofluorobenzene	93%		59-148%
17060-07-0	1,2-Dichloroethane-D4	109%		77-123%

- (a) Pre-weighed vials were altered in the field; sample weights are estimated. Analysis performed at Accutest Laboratories, Orlando FL.
- (b) ICV and BS outside of control limits.
- (c) CCV outside of control limits.

ND = Not detected      MDL - Method Detection Limit  
 RL = Reporting Limit  
 E = Indicates value exceeds calibration range

J = Indicates an estimated value  
 B = Indicates analyte found in associated method blank  
 N = Indicates presumptive evidence of a compound



## Report of Analysis

<b>Client Sample ID:</b>	OP9-0.5	<b>Date Sampled:</b>	07/19/11
<b>Lab Sample ID:</b>	C17064-31	<b>Date Received:</b>	07/20/11
<b>Matrix:</b>	SO - Soil	<b>Percent Solids:</b>	n/a <sup>a</sup>
<b>Method:</b>	SW846 8260B	<b>Project:</b> Romic Soil Investigation(Romic EPA) - 2081 Bay Road, East Palo Alto, CA	

Run #	File ID	DF	Analyzed	By	Prep Date	Prep Batch	Analytical Batch
Run #1 <sup>b</sup>	G0073973.D	10	08/01/11	AFL	n/a	n/a	F:VG2761
Run #2							

Run #	Initial Weight	Final Volume	Methanol Aliquot
Run #1	5.45 g	5.0 ml	50.0 ul
Run #2			

## VOA 8260 List

CAS No.	Compound	Result	RL	MDL	Units	Q
67-64-1	Acetone <sup>c</sup>	ND	46000	18000	ug/kg	
71-43-2	Benzene	ND	4600	1400	ug/kg	
108-86-1	Bromobenzene	ND	4600	1300	ug/kg	
74-97-5	Bromochloromethane	ND	4600	1300	ug/kg	
75-27-4	Bromodichloromethane	ND	4600	1000	ug/kg	
75-25-2	Bromoform	ND	4600	1400	ug/kg	
104-51-8	n-Butylbenzene	ND	4600	1200	ug/kg	
135-98-8	sec-Butylbenzene	ND	4600	1500	ug/kg	
98-06-6	tert-Butylbenzene	ND	4600	1100	ug/kg	
108-90-7	Chlorobenzene	ND	4600	920	ug/kg	
75-00-3	Chloroethane	ND	4600	1800	ug/kg	
67-66-3	Chloroform	ND	4600	1100	ug/kg	
95-49-8	o-Chlorotoluene	ND	4600	1100	ug/kg	
106-43-4	p-Chlorotoluene	ND	4600	1100	ug/kg	
56-23-5	Carbon tetrachloride	ND	4600	1700	ug/kg	
75-34-3	1,1-Dichloroethane	7320	4600	1000	ug/kg	
75-35-4	1,1-Dichloroethylene	ND	4600	1300	ug/kg	
563-58-6	1,1-Dichloropropene	ND	4600	1200	ug/kg	
96-12-8	1,2-Dibromo-3-chloropropan <sup>d</sup>	ND	4600	2100	ug/kg	
106-93-4	1,2-Dibromoethane	ND	4600	920	ug/kg	
107-06-2	1,2-Dichloroethane	ND	4600	920	ug/kg	
78-87-5	1,2-Dichloropropane	ND	4600	1100	ug/kg	
142-28-9	1,3-Dichloropropane	ND	4600	920	ug/kg	
108-20-3	Di-Isopropyl ether	ND	4600	920	ug/kg	
594-20-7	2,2-Dichloropropane	ND	4600	1300	ug/kg	
124-48-1	Dibromochloromethane	ND	4600	920	ug/kg	
75-71-8	Dichlorodifluoromethane <sup>d</sup>	ND	4600	1400	ug/kg	
156-59-2	cis-1,2-Dichloroethylene	2910	4600	1400	ug/kg	J
10061-01-5	cis-1,3-Dichloropropene	ND	4600	920	ug/kg	
541-73-1	m-Dichlorobenzene	ND	4600	1100	ug/kg	
95-50-1	o-Dichlorobenzene	ND	4600	1000	ug/kg	
106-46-7	p-Dichlorobenzene	ND	4600	1000	ug/kg	

ND = Not detected MDL - Method Detection Limit

RL = Reporting Limit

E = Indicates value exceeds calibration range

J = Indicates an estimated value

B = Indicates analyte found in associated method blank

N = Indicates presumptive evidence of a compound

## Report of Analysis

<b>Client Sample ID:</b>	OP9-0.5	<b>Date Sampled:</b>	07/19/11
<b>Lab Sample ID:</b>	C17064-31	<b>Date Received:</b>	07/20/11
<b>Matrix:</b>	SO - Soil	<b>Percent Solids:</b>	n/a <sup>a</sup>
<b>Method:</b>	SW846 8260B		
<b>Project:</b>	Romic Soil Investigation(Romic EPA) - 2081 Bay Road,East Palo Alto,CA		

## VOA 8260 List

CAS No.	Compound	Result	RL	MDL	Units	Q
156-60-5	trans-1,2-Dichloroethylene	ND	4600	1400	ug/kg	
10061-02-6	trans-1,3-Dichloropropene	ND	4600	1000	ug/kg	
100-41-4	Ethylbenzene	17400	4600	920	ug/kg	
637-92-3	Ethyl tert-Butyl Ether	ND	4600	1200	ug/kg	
591-78-6	2-Hexanone	ND	23000	5000	ug/kg	
87-68-3	Hexachlorobutadiene	ND	4600	1800	ug/kg	
98-82-8	Isopropylbenzene	ND	4600	1000	ug/kg	
99-87-6	p-Isopropyltoluene	ND	4600	1100	ug/kg	
108-10-1	4-Methyl-2-pentanone <sup>d</sup>	21800	23000	5000	ug/kg	J
74-83-9	Methyl bromide <sup>d</sup>	ND	4600	1800	ug/kg	
74-87-3	Methyl chloride	ND	4600	1800	ug/kg	
74-95-3	Methylene bromide	ND	4600	1400	ug/kg	
75-09-2	Methylene chloride	ND	9200	4200	ug/kg	
78-93-3	Methyl ethyl ketone	50600	23000	5600	ug/kg	
1634-04-4	Methyl Tert Butyl Ether	ND	4600	1800	ug/kg	
91-20-3	Naphthalene	ND	4600	1800	ug/kg	
103-65-1	n-Propylbenzene	ND	4600	1300	ug/kg	
100-42-5	Styrene	3100	4600	2400	ug/kg	J
994-05-8	Tert-Amyl Methyl Ether	ND	4600	1200	ug/kg	
75-65-0	Tert Butyl Alcohol	ND	46000	18000	ug/kg	
630-20-6	1,1,1,2-Tetrachloroethane	ND	4600	920	ug/kg	
71-55-6	1,1,1-Trichloroethane	5980	4600	1000	ug/kg	
79-34-5	1,1,2,2-Tetrachloroethane	ND	4600	1100	ug/kg	
79-00-5	1,1,2-Trichloroethane	ND	4600	1000	ug/kg	
87-61-6	1,2,3-Trichlorobenzene	ND	4600	920	ug/kg	
96-18-4	1,2,3-Trichloropropane	ND	4600	1600	ug/kg	
120-82-1	1,2,4-Trichlorobenzene	ND	4600	1100	ug/kg	
95-63-6	1,2,4-Trimethylbenzene	15600	4600	1000	ug/kg	
108-67-8	1,3,5-Trimethylbenzene	4710	4600	1200	ug/kg	
127-18-4	Tetrachloroethylene	6780	4600	920	ug/kg	
108-88-3	Toluene	142000	4600	1100	ug/kg	
79-01-6	Trichloroethylene	2520	4600	1100	ug/kg	J
75-69-4	Trichlorofluoromethane	ND	4600	1800	ug/kg	
75-01-4	Vinyl chloride	ND	4600	1400	ug/kg	
1330-20-7	Xylene (total)	104000	14000	2900	ug/kg	

CAS No.	Surrogate Recoveries	Run# 1	Run# 2	Limits
1868-53-7	Dibromofluoromethane	99%		80-121%
2037-26-5	Toluene-D8	82%		71-130%

ND = Not detected MDL - Method Detection Limit

RL = Reporting Limit

E = Indicates value exceeds calibration range

J = Indicates an estimated value

B = Indicates analyte found in associated method blank

N = Indicates presumptive evidence of a compound

**Report of Analysis**

<b>Client Sample ID:</b>	OP9-0.5	<b>Date Sampled:</b>	07/19/11
<b>Lab Sample ID:</b>	C17064-31	<b>Date Received:</b>	07/20/11
<b>Matrix:</b>	SO - Soil	<b>Percent Solids:</b>	n/a <sup>a</sup>
<b>Method:</b>	SW846 8260B		
<b>Project:</b>	Romic Soil Investigation(Romic EPA) - 2081 Bay Road, East Palo Alto, CA		

**VOA 8260 List**

CAS No.	Surrogate Recoveries	Run# 1	Run# 2	Limits
460-00-4	4-Bromofluorobenzene	97%		59-148%
17060-07-0	1,2-Dichloroethane-D4	108%		77-123%

- (a) All results reported on wet weight basis.  
 (b) Pre-weighed vials were altered in the field; sample weights are estimated. Analysis performed at Accutest Laboratories, Orlando FL.  
 (c) ICV and BS outside of control limits.  
 (d) CCV outside of control limits.

ND = Not detected      MDL - Method Detection Limit  
 RL = Reporting Limit  
 E = Indicates value exceeds calibration range

J = Indicates an estimated value  
 B = Indicates analyte found in associated method blank  
 N = Indicates presumptive evidence of a compound

## Report of Analysis

<b>Client Sample ID:</b>	OP9-0.5	<b>Date Sampled:</b>	07/19/11
<b>Lab Sample ID:</b>	C17064-31	<b>Date Received:</b>	07/20/11
<b>Matrix:</b>	SO - Soil	<b>Percent Solids:</b>	n/a <sup>a</sup>
<b>Method:</b>	SW846 8270C SW846 3550B	<b>Project:</b> Romic Soil Investigation(Romic EPA) - 2081 Bay Road, East Palo Alto, CA	

Run #	File ID	DF	Analyzed	By	Prep Date	Prep Batch	Analytical Batch
Run #1	Y9006.D	1	07/24/11	MT	07/23/11	OP4289	EY429
Run #2							

Run #	Initial Weight	Final Volume
Run #1	10.2 g	1.0 ml
Run #2		

## ABN Full List

CAS No.	Compound	Result	RL	MDL	Units	Q
65-85-0	Benzoic acid	1220	980	870	ug/kg	
95-57-8	2-Chlorophenol	ND	980	670	ug/kg	
59-50-7	4-Chloro-3-methyl phenol	ND	490	410	ug/kg	
120-83-2	2,4-Dichlorophenol	ND	490	140	ug/kg	
105-67-9	2,4-Dimethylphenol	ND	490	150	ug/kg	
51-28-5	2,4-Dinitrophenol	ND	2500	830	ug/kg	
534-52-1	4,6-Dinitro-o-cresol	ND	2000	1000	ug/kg	
95-48-7	2-Methylphenol	ND	490	170	ug/kg	
	3&4-Methylphenol	352	490	150	ug/kg	J
88-75-5	2-Nitrophenol	ND	490	130	ug/kg	
100-02-7	4-Nitrophenol	ND	2000	1200	ug/kg	
87-86-5	Pentachlorophenol	ND	490	410	ug/kg	
108-95-2	Phenol	ND	2000	1300	ug/kg	
95-95-4	2,4,5-Trichlorophenol	ND	490	120	ug/kg	
88-06-2	2,4,6-Trichlorophenol	ND	490	160	ug/kg	
83-32-9	Acenaphthene	ND	980	490	ug/kg	
208-96-8	Acenaphthylene	ND	490	200	ug/kg	
62-53-3	Aniline	ND	490	140	ug/kg	
120-12-7	Anthracene	ND	490	98	ug/kg	
103-33-3	Azobenzene	ND	490	170	ug/kg	
92-87-5	Benzidine	ND	2500	720	ug/kg	
56-55-3	Benzo(a)anthracene	ND	490	69	ug/kg	
50-32-8	Benzo(a)pyrene	ND	490	88	ug/kg	
205-99-2	Benzo(b)fluoranthene	ND	490	59	ug/kg	
191-24-2	Benzo(g,h,i)perylene	ND	490	150	ug/kg	
207-08-9	Benzo(k)fluoranthene	ND	490	120	ug/kg	
101-55-3	4-Bromophenyl phenyl ether	ND	490	150	ug/kg	
85-68-7	Butyl benzyl phthalate	217	490	110	ug/kg	J
100-51-6	Benzyl Alcohol	ND	980	160	ug/kg	
91-58-7	2-Chloronaphthalene	ND	490	180	ug/kg	
106-47-8	4-Chloroaniline	ND	490	140	ug/kg	
86-74-8	Carbazole	ND	490	78	ug/kg	

ND = Not detected MDL - Method Detection Limit

RL = Reporting Limit

E = Indicates value exceeds calibration range

J = Indicates an estimated value

B = Indicates analyte found in associated method blank

N = Indicates presumptive evidence of a compound

## Report of Analysis

<b>Client Sample ID:</b>	OP9-0.5	<b>Date Sampled:</b>	07/19/11
<b>Lab Sample ID:</b>	C17064-31	<b>Date Received:</b>	07/20/11
<b>Matrix:</b>	SO - Soil	<b>Percent Solids:</b>	n/a <sup>a</sup>
<b>Method:</b>	SW846 8270C SW846 3550B	<b>Project:</b> Romic Soil Investigation(Romic EPA) - 2081 Bay Road,East Palo Alto,CA	

## ABN Full List

CAS No.	Compound	Result	RL	MDL	Units	Q
218-01-9	Chrysene	ND	490	98	ug/kg	
111-91-1	bis(2-Chloroethoxy)methane	ND	490	180	ug/kg	
111-44-4	bis(2-Chloroethyl)ether	ND	490	230	ug/kg	
108-60-1	bis(2-Chloroisopropyl)ether	ND	490	260	ug/kg	
7005-72-3	4-Chlorophenyl phenyl ether	ND	490	190	ug/kg	
95-50-1	1,2-Dichlorobenzene	ND	490	160	ug/kg	
541-73-1	1,3-Dichlorobenzene	ND	490	150	ug/kg	
106-46-7	1,4-Dichlorobenzene	ND	490	410	ug/kg	
121-14-2	2,4-Dinitrotoluene	ND	490	450	ug/kg	
606-20-2	2,6-Dinitrotoluene	ND	980	310	ug/kg	
91-94-1	3,3'-Dichlorobenzidine	ND	2500	140	ug/kg	
53-70-3	Dibenzo(a,h)anthracene	ND	490	130	ug/kg	
132-64-9	Dibenzofuran	ND	490	160	ug/kg	
122-39-4	Diphenylamine	ND	490	120	ug/kg	
84-74-2	Di-n-butyl phthalate	141	490	98	ug/kg	J
117-84-0	Di-n-octyl phthalate	299	490	130	ug/kg	J
84-66-2	Diethyl phthalate	ND	490	170	ug/kg	
131-11-3	Dimethyl phthalate	ND	490	180	ug/kg	
117-81-7	bis(2-Ethylhexyl)phthalate	1290	490	220	ug/kg	
206-44-0	Fluoranthene	ND	490	98	ug/kg	
86-73-7	Fluorene	ND	490	180	ug/kg	
118-74-1	Hexachlorobenzene	ND	490	130	ug/kg	
87-68-3	Hexachlorobutadiene	ND	490	190	ug/kg	
77-47-4	Hexachlorocyclopentadiene	ND	490	140	ug/kg	
67-72-1	Hexachloroethane	ND	490	160	ug/kg	
193-39-5	Indeno(1,2,3-cd)pyrene	ND	490	140	ug/kg	
78-59-1	Isophorone	ND	490	170	ug/kg	
90-12-0	1-Methylnaphthalene	325	490	160	ug/kg	J
91-57-6	2-Methylnaphthalene	508	490	160	ug/kg	
88-74-4	2-Nitroaniline	ND	490	120	ug/kg	
99-09-2	3-Nitroaniline	ND	490	120	ug/kg	
100-01-6	4-Nitroaniline	ND	490	290	ug/kg	
91-20-3	Naphthalene	756	490	170	ug/kg	
98-95-3	Nitrobenzene	ND	490	160	ug/kg	
62-75-9	N-Nitrosodimethylamine	ND	4900	2200	ug/kg	
621-64-7	N-Nitroso-di-n-propylamine	ND	980	540	ug/kg	
85-01-8	Phenanthrene	213	490	110	ug/kg	J
129-00-0	Pyrene	ND	980	670	ug/kg	
110-86-1	Pyridine	ND	2000	220	ug/kg	
120-82-1	1,2,4-Trichlorobenzene	ND	490	330	ug/kg	

ND = Not detected MDL - Method Detection Limit

RL = Reporting Limit

E = Indicates value exceeds calibration range

J = Indicates an estimated value

B = Indicates analyte found in associated method blank

N = Indicates presumptive evidence of a compound

## Report of Analysis

<b>Client Sample ID:</b>	OP9-0.5	<b>Date Sampled:</b>	07/19/11
<b>Lab Sample ID:</b>	C17064-31	<b>Date Received:</b>	07/20/11
<b>Matrix:</b>	SO - Soil	<b>Percent Solids:</b>	n/a <sup>a</sup>
<b>Method:</b>	SW846 8270C SW846 3550B	<b>Project:</b> Romic Soil Investigation(Romic EPA) - 2081 Bay Road, East Palo Alto, CA	

## ABN Full List

CAS No.	Surrogate Recoveries	Run# 1	Run# 2	Limits
367-12-4	2-Fluorophenol	21%		20-100%
4165-62-2	Phenol-d5	2% <sup>b</sup>		20-100%
118-79-6	2,4,6-Tribromophenol	67%		30-100%
4165-60-0	Nitrobenzene-d5	39%		20-100%
321-60-8	2-Fluorobiphenyl	37%		20-106%
1718-51-0	Terphenyl-d14	100%		55-130%

(a) All results reported on wet weight basis.

(b) Outside control limits due to matrix interference.

ND = Not detected MDL - Method Detection Limit

RL = Reporting Limit

E = Indicates value exceeds calibration range

J = Indicates an estimated value

B = Indicates analyte found in associated method blank

N = Indicates presumptive evidence of a compound

## Report of Analysis

<b>Client Sample ID:</b>	OP9-0.5	<b>Date Sampled:</b>	07/19/11
<b>Lab Sample ID:</b>	C17064-31	<b>Date Received:</b>	07/20/11
<b>Matrix:</b>	SO - Soil	<b>Percent Solids:</b>	n/a <sup>a</sup>
<b>Method:</b>	SW846 8015B	<b>Project:</b> Romic Soil Investigation(Romic EPA) - 2081 Bay Road,East Palo Alto,CA	

Run #	File ID	DF	Analyzed	By	Prep Date	Prep Batch	Analytical Batch
Run #1	JK21542.D	1	08/02/11	TT	n/a	n/a	GJK888
Run #2							

Run #	Initial Weight	Final Volume	Methanol Aliquot
Run #1	5.20 g	5.0 ml	10.0 ul
Run #2			

### TPH Volatiles

CAS No.	Compound	Result	RL	MDL	Units	Q
	TPH-GRO (C6-C10)	557	48	24	mg/kg	
CAS No.	Surrogate Recoveries	Run# 1	Run# 2	Limits		
98-08-8	aaa-Trifluorotoluene	88%		60-157%		

(a) All results reported on wet weight basis.

ND = Not detected      MDL - Method Detection Limit  
 RL = Reporting Limit  
 E = Indicates value exceeds calibration range

J = Indicates an estimated value  
 B = Indicates analyte found in associated method blank  
 N = Indicates presumptive evidence of a compound

## Report of Analysis

<b>Client Sample ID:</b>	OP9-0.5	<b>Date Sampled:</b>	07/19/11
<b>Lab Sample ID:</b>	C17064-31	<b>Date Received:</b>	07/20/11
<b>Matrix:</b>	SO - Soil	<b>Percent Solids:</b>	n/a <sup>a</sup>
<b>Method:</b>	SW846 8081A SW846 3545A	<b>Project:</b> Romic Soil Investigation(Romic EPA) - 2081 Bay Road, East Palo Alto, CA	

Run #	File ID	DF	Analyzed	By	Prep Date	Prep Batch	Analytical Batch
Run #1 <sup>b</sup>	OO22851.D	5	07/28/11	RV	07/22/11	OP4280	G00730
Run #2							

Run #	Initial Weight	Final Volume
Run #1	10.4 g	10.0 ml
Run #2		

## Pesticide PPL List

CAS No.	Compound	Result	RL	MDL	Units	Q
309-00-2	Aldrin	ND	120	48	ug/kg	
319-84-6	alpha-BHC	ND	120	53	ug/kg	
319-85-7	beta-BHC	ND	120	17	ug/kg	
319-86-8	delta-BHC	ND	120	17	ug/kg	
58-89-9	gamma-BHC (Lindane)	ND	120	36	ug/kg	
12789-03-6	Chlordane	ND	480	480	ug/kg	
60-57-1	Dieldrin	ND	120	14	ug/kg	
72-54-8	4,4' -DDD	ND	120	17	ug/kg	
72-55-9	4,4' -DDE	ND	120	14	ug/kg	
50-29-3	4,4' -DDT	ND	120	14	ug/kg	
72-20-8	Endrin	ND	120	14	ug/kg	
7421-93-4	Endrin aldehyde	ND	120	29	ug/kg	
959-98-8	Endosulfan-I	ND	120	17	ug/kg	
33213-65-9	Endosulfan-II	ND	120	17	ug/kg	
1031-07-8	Endosulfan sulfate	ND	120	38	ug/kg	
76-44-8	Heptachlor	ND	120	29	ug/kg	
1024-57-3	Heptachlor epoxide	ND	120	19	ug/kg	
72-43-5	Methoxychlor	ND	120	17	ug/kg	
8001-35-2	Toxaphene	ND	480	480	ug/kg	

CAS No.	Surrogate Recoveries	Run# 1	Run# 2	Limits
877-09-8	Tetrachloro-m-xylene	33% <sup>c</sup>		35-132%
877-09-8	Tetrachloro-m-xylene	40%		35-132%
2051-24-3	Decachlorobiphenyl	66%		35-132%
2051-24-3	Decachlorobiphenyl	73%		35-132%

(a) All results reported on wet weight basis.

(b) Reporting limits raised due to high concentration of non-target compound(s).

(c) Surrogate outside control limits due to matrix interference.

ND = Not detected MDL - Method Detection Limit

RL = Reporting Limit

E = Indicates value exceeds calibration range

J = Indicates an estimated value

B = Indicates analyte found in associated method blank

N = Indicates presumptive evidence of a compound



## Report of Analysis

Page 1 of 1

<b>Client Sample ID:</b>	OP9-0.5	<b>Date Sampled:</b>	07/19/11
<b>Lab Sample ID:</b>	C17064-31	<b>Date Received:</b>	07/20/11
<b>Matrix:</b>	SO - Soil	<b>Percent Solids:</b>	n/a <sup>a</sup>
<b>Method:</b>	SW846 8082 SW846 3545A	<b>Project:</b> Romic Soil Investigation(Romic EPA) - 2081 Bay Road, East Palo Alto, CA	

Run #	File ID	DF	Analyzed	By	Prep Date	Prep Batch	Analytical Batch
Run #1	PP20321.D	1	07/22/11	RV	07/22/11	OP4281	GPP689
Run #2							

Run #	Initial Weight	Final Volume
Run #1	10.4 g	10.0 ml
Run #2		

## PCB List

CAS No.	Compound	Result	RL	MDL	Units	Q
12674-11-2	Aroclor 1016	ND	96	16	ug/kg	
11104-28-2	Aroclor 1221	ND	96	48	ug/kg	
11141-16-5	Aroclor 1232	ND	96	48	ug/kg	
53469-21-9	Aroclor 1242	ND	96	48	ug/kg	
12672-29-6	Aroclor 1248	ND	96	48	ug/kg	
11097-69-1	Aroclor 1254	ND	96	48	ug/kg	
11096-82-5	Aroclor 1260	22.5	96	19	ug/kg	J

CAS No.	Surrogate Recoveries	Run# 1	Run# 2	Limits
877-09-8	Tetrachloro-m-xylene	36% <sup>b</sup>		45-108%
877-09-8	Tetrachloro-m-xylene	33% <sup>b</sup>		45-108%
2051-24-3	Decachlorobiphenyl	59%		54-121%
2051-24-3	Decachlorobiphenyl	52% <sup>b</sup>		54-121%

(a) All results reported on wet weight basis.

(b) Outside control limits due to matrix interference.

ND = Not detected      MDL - Method Detection Limit  
 RL = Reporting Limit  
 E = Indicates value exceeds calibration range

J = Indicates an estimated value  
 B = Indicates analyte found in associated method blank  
 N = Indicates presumptive evidence of a compound

## Report of Analysis

<b>Client Sample ID:</b>	OP9-0.5	
<b>Lab Sample ID:</b>	C17064-31	<b>Date Sampled:</b> 07/19/11
<b>Matrix:</b>	SO - Soil	<b>Date Received:</b> 07/20/11
<b>Method:</b>	SW846 8015B M SW846 3545A	<b>Percent Solids:</b> n/a <sup>a</sup>
<b>Project:</b>	Romic Soil Investigation(Romic EPA) - 2081 Bay Road, East Palo Alto, CA	

	File ID	DF	Analyzed	By	Prep Date	Prep Batch	Analytical Batch
Run #1	GG27042.D	1	07/24/11	JH	07/21/11	OP4276	GGG727
Run #2							

	Initial Weight	Final Volume
Run #1	10.0 g	1.0 ml
Run #2		

## TPH Extractable w/ Silica Gel Cleanup

CAS No.	Compound	Result	RL	MDL	Units	Q
	TPH (C10-C28)	130	10	5.0	mg/kg	
	TPH (> C28-C40)	41.7	20	10	mg/kg	

CAS No.	Surrogate Recoveries	Run# 1	Run# 2	Limits
630-01-3	Hexacosane	72%		45-140%

(a) All results reported on wet weight basis.

ND = Not detected      MDL - Method Detection Limit  
 RL = Reporting Limit  
 E = Indicates value exceeds calibration range

J = Indicates an estimated value  
 B = Indicates analyte found in associated method blank  
 N = Indicates presumptive evidence of a compound

## Report of Analysis

<b>Client Sample ID:</b> OP9-0.5	<b>Date Sampled:</b> 07/19/11
<b>Lab Sample ID:</b> C17064-31	<b>Date Received:</b> 07/20/11
<b>Matrix:</b> SO - Soil	<b>Percent Solids:</b> n/a <sup>a</sup>
<b>Project:</b> Romic Soil Investigation(Romic EPA) - 2081 Bay Road,East Palo Alto,CA	

### Metals Analysis

Analyte	Result	RL	Units	DF	Prep	Analyzed By	Method	Prep Method
Antimony	< 1.9	1.9	mg/kg	1	07/21/11	07/23/11 DQ	SW846 6010B <sup>2</sup>	SW846 3050B <sup>4</sup>
Arsenic	4.3	1.9	mg/kg	1	07/21/11	07/23/11 DQ	SW846 6010B <sup>2</sup>	SW846 3050B <sup>4</sup>
Barium	154	19	mg/kg	1	07/21/11	07/23/11 DQ	SW846 6010B <sup>2</sup>	SW846 3050B <sup>4</sup>
Beryllium	< 0.94	0.94	mg/kg	1	07/21/11	07/23/11 DQ	SW846 6010B <sup>2</sup>	SW846 3050B <sup>4</sup>
Cadmium	< 0.94	0.94	mg/kg	1	07/21/11	07/26/11 RS	SW846 6010B <sup>3</sup>	SW846 3050B <sup>4</sup>
Chromium	41.3	0.94	mg/kg	1	07/21/11	07/23/11 DQ	SW846 6010B <sup>2</sup>	SW846 3050B <sup>4</sup>
Cobalt	11.1	0.94	mg/kg	1	07/21/11	07/23/11 DQ	SW846 6010B <sup>2</sup>	SW846 3050B <sup>4</sup>
Copper	35.0	2.4	mg/kg	1	07/21/11	07/23/11 DQ	SW846 6010B <sup>2</sup>	SW846 3050B <sup>4</sup>
Lead	29.4	1.9	mg/kg	1	07/21/11	07/23/11 DQ	SW846 6010B <sup>2</sup>	SW846 3050B <sup>4</sup>
Mercury	< 0.040	0.040	mg/kg	1	07/21/11	07/22/11 RW	SW846 7471A <sup>1</sup>	SW846 7471A <sup>5</sup>
Molybdenum	< 1.9	1.9	mg/kg	1	07/21/11	07/23/11 DQ	SW846 6010B <sup>2</sup>	SW846 3050B <sup>4</sup>
Nickel	40.7	0.94	mg/kg	1	07/21/11	07/23/11 DQ	SW846 6010B <sup>2</sup>	SW846 3050B <sup>4</sup>
Selenium	< 1.9	1.9	mg/kg	1	07/21/11	07/23/11 DQ	SW846 6010B <sup>2</sup>	SW846 3050B <sup>4</sup>
Silver	< 0.94	0.94	mg/kg	1	07/21/11	07/23/11 DQ	SW846 6010B <sup>2</sup>	SW846 3050B <sup>4</sup>
Thallium	< 1.9	1.9	mg/kg	1	07/21/11	07/23/11 DQ	SW846 6010B <sup>2</sup>	SW846 3050B <sup>4</sup>
Vanadium	39.0	0.94	mg/kg	1	07/21/11	07/23/11 DQ	SW846 6010B <sup>2</sup>	SW846 3050B <sup>4</sup>
Zinc	75.6	3.8	mg/kg	1	07/21/11	07/26/11 RS	SW846 6010B <sup>3</sup>	SW846 3050B <sup>4</sup>

- (1) Instrument QC Batch: MA1999
- (2) Instrument QC Batch: MA2000
- (3) Instrument QC Batch: MA2003
- (4) Prep QC Batch: MP3746
- (5) Prep QC Batch: MP3751

(a) All results reported on wet weight basis.

RL = Reporting Limit

## Report of Analysis

<b>Client Sample ID:</b>	OP9-3.0	<b>Date Sampled:</b>	07/19/11
<b>Lab Sample ID:</b>	C17064-32	<b>Date Received:</b>	07/20/11
<b>Matrix:</b>	SO - Soil	<b>Percent Solids:</b>	n/a
<b>Method:</b>	SW846 8260B	<b>Project:</b> Romic Soil Investigation(Romic EPA) - 2081 Bay Road, East Palo Alto, CA	

Run #	File ID	DF	Analyzed	By	Prep Date	Prep Batch	Analytical Batch
Run #1 <sup>a</sup>	G0073974.D	10	08/01/11	AFL	n/a	n/a	F:VG2761
Run #2							

Run #	Initial Weight	Final Volume	Methanol Aliquot
Run #1	7.63 g	5.0 ml	20.0 ul
Run #2			

## VOA 8260 List

CAS No.	Compound	Result	RL	MDL	Units	Q
67-64-1	Acetone <sup>b</sup>	ND	82000	33000	ug/kg	
71-43-2	Benzene	ND	8200	2500	ug/kg	
108-86-1	Bromobenzene	ND	8200	2300	ug/kg	
74-97-5	Bromochloromethane	ND	8200	2300	ug/kg	
75-27-4	Bromodichloromethane	ND	8200	1800	ug/kg	
75-25-2	Bromoform	ND	8200	2500	ug/kg	
104-51-8	n-Butylbenzene	ND	8200	2100	ug/kg	
135-98-8	sec-Butylbenzene	ND	8200	2600	ug/kg	
98-06-6	tert-Butylbenzene	ND	8200	2000	ug/kg	
108-90-7	Chlorobenzene	ND	8200	1600	ug/kg	
75-00-3	Chloroethane	ND	8200	3300	ug/kg	
67-66-3	Chloroform	ND	8200	2000	ug/kg	
95-49-8	o-Chlorotoluene	ND	8200	2000	ug/kg	
106-43-4	p-Chlorotoluene	ND	8200	2000	ug/kg	
56-23-5	Carbon tetrachloride	ND	8200	2900	ug/kg	
75-34-3	1,1-Dichloroethane	3030	8200	1800	ug/kg	J
75-35-4	1,1-Dichloroethylene	ND	8200	2300	ug/kg	
563-58-6	1,1-Dichloropropene	ND	8200	2100	ug/kg	
96-12-8	1,2-Dibromo-3-chloropropan <sup>c</sup>	ND	8200	3800	ug/kg	
106-93-4	1,2-Dibromoethane	ND	8200	1600	ug/kg	
107-06-2	1,2-Dichloroethane	ND	8200	1600	ug/kg	
78-87-5	1,2-Dichloropropane	ND	8200	2000	ug/kg	
142-28-9	1,3-Dichloropropane	ND	8200	1600	ug/kg	
108-20-3	Di-Isopropyl ether	ND	8200	1600	ug/kg	
594-20-7	2,2-Dichloropropane	ND	8200	2300	ug/kg	
124-48-1	Dibromochloromethane	ND	8200	1600	ug/kg	
75-71-8	Dichlorodifluoromethane <sup>c</sup>	ND	8200	2500	ug/kg	
156-59-2	cis-1,2-Dichloroethylene	11300	8200	2500	ug/kg	
10061-01-5	cis-1,3-Dichloropropene	ND	8200	1600	ug/kg	
541-73-1	m-Dichlorobenzene	ND	8200	2000	ug/kg	
95-50-1	o-Dichlorobenzene	ND	8200	1800	ug/kg	
106-46-7	p-Dichlorobenzene	ND	8200	1800	ug/kg	

ND = Not detected MDL - Method Detection Limit

RL = Reporting Limit

E = Indicates value exceeds calibration range

J = Indicates an estimated value

B = Indicates analyte found in associated method blank

N = Indicates presumptive evidence of a compound

## Report of Analysis

<b>Client Sample ID:</b>	OP9-3.0	<b>Date Sampled:</b>	07/19/11
<b>Lab Sample ID:</b>	C17064-32	<b>Date Received:</b>	07/20/11
<b>Matrix:</b>	SO - Soil	<b>Percent Solids:</b>	n/a
<b>Method:</b>	SW846 8260B	<b>Project:</b> Romic Soil Investigation(Romic EPA) - 2081 Bay Road,East Palo Alto,CA	

## VOA 8260 List

CAS No.	Compound	Result	RL	MDL	Units	Q
156-60-5	trans-1,2-Dichloroethylene	ND	8200	2500	ug/kg	
10061-02-6	trans-1,3-Dichloropropene	ND	8200	1800	ug/kg	
100-41-4	Ethylbenzene	60600	8200	1600	ug/kg	
637-92-3	Ethyl tert-Butyl Ether	ND	8200	2100	ug/kg	
591-78-6	2-Hexanone	ND	41000	8800	ug/kg	
87-68-3	Hexachlorobutadiene	ND	8200	3300	ug/kg	
98-82-8	Isopropylbenzene	1800	8200	1800	ug/kg	J
99-87-6	p-Isopropyltoluene	ND	8200	2000	ug/kg	
108-10-1	4-Methyl-2-pentanone <sup>c</sup>	ND	41000	9000	ug/kg	
74-83-9	Methyl bromide <sup>c</sup>	ND	8200	3300	ug/kg	
74-87-3	Methyl chloride	ND	8200	3300	ug/kg	
74-95-3	Methylene bromide	ND	8200	2500	ug/kg	
75-09-2	Methylene chloride	ND	16000	7500	ug/kg	
78-93-3	Methyl ethyl ketone	20200	41000	10000	ug/kg	J
1634-04-4	Methyl Tert Butyl Ether	ND	8200	3300	ug/kg	
91-20-3	Naphthalene	ND	8200	3300	ug/kg	
103-65-1	n-Propylbenzene	3010	8200	2300	ug/kg	J
100-42-5	Styrene	ND	8200	4300	ug/kg	
994-05-8	Tert-Amyl Methyl Ether	ND	8200	2100	ug/kg	
75-65-0	Tert Butyl Alcohol	ND	82000	33000	ug/kg	
630-20-6	1,1,1,2-Tetrachloroethane	ND	8200	1600	ug/kg	
71-55-6	1,1,1-Trichloroethane	ND	8200	1800	ug/kg	
79-34-5	1,1,2,2-Tetrachloroethane	ND	8200	2000	ug/kg	
79-00-5	1,1,2-Trichloroethane	ND	8200	1800	ug/kg	
87-61-6	1,2,3-Trichlorobenzene	ND	8200	1600	ug/kg	
96-18-4	1,2,3-Trichloropropane	ND	8200	2800	ug/kg	
120-82-1	1,2,4-Trichlorobenzene	ND	8200	2000	ug/kg	
95-63-6	1,2,4-Trimethylbenzene	28600	8200	1800	ug/kg	
108-67-8	1,3,5-Trimethylbenzene	7580	8200	2100	ug/kg	J
127-18-4	Tetrachloroethylene	ND	8200	1600	ug/kg	
108-88-3	Toluene	489000	8200	2000	ug/kg	E
79-01-6	Trichloroethylene	ND	8200	2000	ug/kg	
75-69-4	Trichlorofluoromethane	ND	8200	3300	ug/kg	
75-01-4	Vinyl chloride	ND	8200	2500	ug/kg	
1330-20-7	Xylene (total)	287000	25000	5200	ug/kg	

CAS No.	Surrogate Recoveries	Run# 1	Run# 2	Limits
1868-53-7	Dibromofluoromethane	102%		80-121%
2037-26-5	Toluene-D8	87%		71-130%

ND = Not detected MDL - Method Detection Limit

RL = Reporting Limit

E = Indicates value exceeds calibration range

J = Indicates an estimated value

B = Indicates analyte found in associated method blank

N = Indicates presumptive evidence of a compound

**Report of Analysis**

<b>Client Sample ID:</b>	OP9-3.0	<b>Date Sampled:</b>	07/19/11
<b>Lab Sample ID:</b>	C17064-32	<b>Date Received:</b>	07/20/11
<b>Matrix:</b>	SO - Soil	<b>Percent Solids:</b>	n/a
<b>Method:</b>	SW846 8260B	<b>Project:</b> Romic Soil Investigation(Romic EPA) - 2081 Bay Road, East Palo Alto, CA	

**VOA 8260 List**

CAS No.	Surrogate Recoveries	Run# 1	Run# 2	Limits
460-00-4	4-Bromofluorobenzene	99%		59-148%
17060-07-0	1,2-Dichloroethane-D4	106%		77-123%

- (a) Analysis performed at Accutest Laboratories, Orlando FL.  
 (b) ICV and BS outside of control limits.  
 (c) CCV outside of control limits.

ND = Not detected      MDL - Method Detection Limit  
 RL = Reporting Limit  
 E = Indicates value exceeds calibration range

J = Indicates an estimated value  
 B = Indicates analyte found in associated method blank  
 N = Indicates presumptive evidence of a compound

## Report of Analysis

Page 1 of 3

<b>Client Sample ID:</b>	OP9-3.0	<b>Date Sampled:</b>	07/19/11
<b>Lab Sample ID:</b>	C17064-32A	<b>Date Received:</b>	07/20/11
<b>Matrix:</b>	SO - Soil	<b>Percent Solids:</b>	n/a
<b>Method:</b>	SW846 8260B	<b>Project:</b> Romic Soil Investigation(Romic EPA) - 2081 Bay Road, East Palo Alto, CA	

Run #	File ID	DF	Analyzed	By	Prep Date	Prep Batch	Analytical Batch
Run #1 <sup>a</sup>	G0074002.D	100	08/02/11	AFL	n/a	n/a	F:VG2762
Run #2							

Run #	Initial Weight	Final Volume	Methanol Aliquot
Run #1	7.63 g	5.0 ml	50.0 ul
Run #2			

## VOA 8260 List

CAS No.	Compound	Result	RL	MDL	Units	Q
67-64-1	Acetone <sup>b</sup>	ND	33000	13000	ug/kg	
71-43-2	Benzene	ND	33000	9800	ug/kg	
108-86-1	Bromobenzene	ND	33000	9200	ug/kg	
74-97-5	Bromochloromethane	ND	33000	9200	ug/kg	
75-27-4	Bromodichloromethane	ND	33000	7200	ug/kg	
75-25-2	Bromoform	ND	33000	9800	ug/kg	
104-51-8	n-Butylbenzene	ND	33000	8500	ug/kg	
135-98-8	sec-Butylbenzene	ND	33000	10000	ug/kg	
98-06-6	tert-Butylbenzene	ND	33000	7900	ug/kg	
108-90-7	Chlorobenzene	ND	33000	6600	ug/kg	
75-00-3	Chloroethane	ND	33000	13000	ug/kg	
67-66-3	Chloroform	ND	33000	7900	ug/kg	
95-49-8	o-Chlorotoluene	ND	33000	7900	ug/kg	
106-43-4	p-Chlorotoluene	ND	33000	7900	ug/kg	
56-23-5	Carbon tetrachloride	ND	33000	12000	ug/kg	
75-34-3	1,1-Dichloroethane	ND	33000	7200	ug/kg	
75-35-4	1,1-Dichloroethylene	ND	33000	9200	ug/kg	
563-58-6	1,1-Dichloropropene	ND	33000	8500	ug/kg	
96-12-8	1,2-Dibromo-3-chloropropan <sup>c</sup>	ND	33000	15000	ug/kg	
106-93-4	1,2-Dibromoethane <sup>c</sup>	ND	33000	6600	ug/kg	
107-06-2	1,2-Dichloroethane	ND	33000	6600	ug/kg	
78-87-5	1,2-Dichloropropane	ND	33000	7900	ug/kg	
142-28-9	1,3-Dichloropropane	ND	33000	6600	ug/kg	
108-20-3	Di-Isopropyl ether	ND	33000	6600	ug/kg	
594-20-7	2,2-Dichloropropane	ND	33000	9200	ug/kg	
124-48-1	Dibromochloromethane	ND	33000	6600	ug/kg	
75-71-8	Dichlorodifluoromethane	ND	33000	9800	ug/kg	
156-59-2	cis-1,2-Dichloroethylene	11100	33000	9800	ug/kg	J
10061-01-5	cis-1,3-Dichloropropene	ND	33000	6600	ug/kg	
541-73-1	m-Dichlorobenzene	ND	33000	7900	ug/kg	
95-50-1	o-Dichlorobenzene	ND	33000	7200	ug/kg	
106-46-7	p-Dichlorobenzene	ND	33000	7200	ug/kg	

ND = Not detected MDL - Method Detection Limit

J = Indicates an estimated value

RL = Reporting Limit

B = Indicates analyte found in associated method blank

E = Indicates value exceeds calibration range

N = Indicates presumptive evidence of a compound

## Report of Analysis

<b>Client Sample ID:</b>	OP9-3.0	<b>Date Sampled:</b>	07/19/11
<b>Lab Sample ID:</b>	C17064-32A	<b>Date Received:</b>	07/20/11
<b>Matrix:</b>	SO - Soil	<b>Percent Solids:</b>	n/a
<b>Method:</b>	SW846 8260B	<b>Project:</b> Romic Soil Investigation(Romic EPA) - 2081 Bay Road,East Palo Alto,CA	

## VOA 8260 List

CAS No.	Compound	Result	RL	MDL	Units	Q
156-60-5	trans-1,2-Dichloroethylene	ND	33000	9800	ug/kg	
10061-02-6	trans-1,3-Dichloropropene	ND	33000	7200	ug/kg	
100-41-4	Ethylbenzene	65800	33000	6600	ug/kg	
637-92-3	Ethyl tert-Butyl Ether	ND	33000	8500	ug/kg	
591-78-6	2-Hexanone	ND	160000	35000	ug/kg	
87-68-3	Hexachlorobutadiene	ND	33000	13000	ug/kg	
98-82-8	Isopropylbenzene	ND	33000	7200	ug/kg	
99-87-6	p-Isopropyltoluene	ND	33000	7900	ug/kg	
108-10-1	4-Methyl-2-pentanone <sup>c</sup>	ND	160000	36000	ug/kg	
74-83-9	Methyl bromide	ND	33000	13000	ug/kg	
74-87-3	Methyl chloride	ND	33000	13000	ug/kg	
74-95-3	Methylene bromide	ND	33000	9800	ug/kg	
75-09-2	Methylene chloride	ND	66000	30000	ug/kg	
78-93-3	Methyl ethyl ketone <sup>d</sup>	ND	160000	40000	ug/kg	
1634-04-4	Methyl Tert Butyl Ether	ND	33000	13000	ug/kg	
91-20-3	Naphthalene	ND	33000	13000	ug/kg	
103-65-1	n-Propylbenzene	ND	33000	9200	ug/kg	
100-42-5	Styrene	ND	33000	17000	ug/kg	
994-05-8	Tert-Amyl Methyl Ether	ND	33000	8500	ug/kg	
75-65-0	Tert Butyl Alcohol	ND	330000	130000	ug/kg	
630-20-6	1,1,1,2-Tetrachloroethane	ND	33000	6600	ug/kg	
71-55-6	1,1,1-Trichloroethane	ND	33000	7200	ug/kg	
79-34-5	1,1,2,2-Tetrachloroethane <sup>c</sup>	ND	33000	7900	ug/kg	
79-00-5	1,1,2-Trichloroethane	ND	33000	7200	ug/kg	
87-61-6	1,2,3-Trichlorobenzene	ND	33000	6600	ug/kg	
96-18-4	1,2,3-Trichloropropane	ND	33000	11000	ug/kg	
120-82-1	1,2,4-Trichlorobenzene	ND	33000	7900	ug/kg	
95-63-6	1,2,4-Trimethylbenzene	31100	33000	7200	ug/kg	J
108-67-8	1,3,5-Trimethylbenzene	8680	33000	8500	ug/kg	J
127-18-4	Tetrachloroethylene <sup>e</sup>	ND	33000	6600	ug/kg	
108-88-3	Toluene	625000	33000	7900	ug/kg	
79-01-6	Trichloroethylene	ND	33000	7900	ug/kg	
75-69-4	Trichlorofluoromethane	ND	33000	13000	ug/kg	
75-01-4	Vinyl chloride	ND	33000	9800	ug/kg	
1330-20-7	Xylene (total)	319000	98000	21000	ug/kg	

CAS No.	Surrogate Recoveries	Run# 1	Run# 2	Limits
1868-53-7	Dibromofluoromethane	101%		80-121%
2037-26-5	Toluene-D8	89%		71-130%

ND = Not detected MDL - Method Detection Limit

RL = Reporting Limit

E = Indicates value exceeds calibration range

J = Indicates an estimated value

B = Indicates analyte found in associated method blank

N = Indicates presumptive evidence of a compound



**Report of Analysis**

<b>Client Sample ID:</b>	OP9-3.0	<b>Date Sampled:</b>	07/19/11
<b>Lab Sample ID:</b>	C17064-32A	<b>Date Received:</b>	07/20/11
<b>Matrix:</b>	SO - Soil	<b>Percent Solids:</b>	n/a
<b>Method:</b>	SW846 8260B	<b>Project:</b> Romic Soil Investigation(Romic EPA) - 2081 Bay Road,East Palo Alto,CA	

**VOA 8260 List**

CAS No.	Surrogate Recoveries	Run# 1	Run# 2	Limits
460-00-4	4-Bromofluorobenzene	96%		59-148%
17060-07-0	1,2-Dichloroethane-D4	103%		77-123%

- (a) Analysis performed at Accutest Laboratories, Orlando FL.
- (b) Associated ICV and BS outside control limits.
- (c) CCV outside of control limits.
- (d) Associated BS recovery outside control limits.
- (e) Associated ICV outside control limits.

ND = Not detected      MDL - Method Detection Limit  
 RL = Reporting Limit  
 E = Indicates value exceeds calibration range

J = Indicates an estimated value  
 B = Indicates analyte found in associated method blank  
 N = Indicates presumptive evidence of a compound

## Report of Analysis

<b>Client Sample ID:</b>	OP9-6.0	<b>Date Sampled:</b>	07/19/11
<b>Lab Sample ID:</b>	C17064-33	<b>Date Received:</b>	07/20/11
<b>Matrix:</b>	SO - Soil	<b>Percent Solids:</b>	n/a
<b>Method:</b>	SW846 8260B	<b>Project:</b> Romic Soil Investigation(Romic EPA) - 2081 Bay Road, East Palo Alto, CA	

Run #	File ID	DF	Analyzed	By	Prep Date	Prep Batch	Analytical Batch
Run #1 <sup>a</sup>	G0073975.D	1	08/01/11	AFL	n/a	n/a	F:VG2761
Run #2							

Run #	Initial Weight	Final Volume	Methanol Aliquot
Run #1	6.86 g	5.0 ml	100 ul
Run #2			

## VOA 8260 List

CAS No.	Compound	Result	RL	MDL	Units	Q
67-64-1	Acetone <sup>b</sup>	ND	1800	730	ug/kg	
71-43-2	Benzene	64.3	180	55	ug/kg	J
108-86-1	Bromobenzene	ND	180	51	ug/kg	
74-97-5	Bromochloromethane	ND	180	51	ug/kg	
75-27-4	Bromodichloromethane	ND	180	40	ug/kg	
75-25-2	Bromoform	ND	180	55	ug/kg	
104-51-8	n-Butylbenzene	ND	180	47	ug/kg	
135-98-8	sec-Butylbenzene	ND	180	58	ug/kg	
98-06-6	tert-Butylbenzene	ND	180	44	ug/kg	
108-90-7	Chlorobenzene	63.1	180	36	ug/kg	J
75-00-3	Chloroethane	ND	180	73	ug/kg	
67-66-3	Chloroform	ND	180	44	ug/kg	
95-49-8	o-Chlorotoluene	ND	180	44	ug/kg	
106-43-4	p-Chlorotoluene	ND	180	44	ug/kg	
56-23-5	Carbon tetrachloride	ND	180	66	ug/kg	
75-34-3	1,1-Dichloroethane	ND	180	40	ug/kg	
75-35-4	1,1-Dichloroethylene	ND	180	51	ug/kg	
563-58-6	1,1-Dichloropropene	ND	180	47	ug/kg	
96-12-8	1,2-Dibromo-3-chloropropan <sup>c</sup>	ND	180	84	ug/kg	
106-93-4	1,2-Dibromoethane	ND	180	36	ug/kg	
107-06-2	1,2-Dichloroethane	ND	180	36	ug/kg	
78-87-5	1,2-Dichloropropane	ND	180	44	ug/kg	
142-28-9	1,3-Dichloropropane	ND	180	36	ug/kg	
108-20-3	Di-Isopropyl ether	ND	180	36	ug/kg	
594-20-7	2,2-Dichloropropane	ND	180	51	ug/kg	
124-48-1	Dibromochloromethane	ND	180	36	ug/kg	
75-71-8	Dichlorodifluoromethane <sup>c</sup>	ND	180	55	ug/kg	
156-59-2	cis-1,2-Dichloroethylene	ND	180	55	ug/kg	
10061-01-5	cis-1,3-Dichloropropene	ND	180	36	ug/kg	
541-73-1	m-Dichlorobenzene	ND	180	44	ug/kg	
95-50-1	o-Dichlorobenzene	60.7	180	40	ug/kg	J
106-46-7	p-Dichlorobenzene	ND	180	40	ug/kg	

ND = Not detected MDL - Method Detection Limit

RL = Reporting Limit

E = Indicates value exceeds calibration range

J = Indicates an estimated value

B = Indicates analyte found in associated method blank

N = Indicates presumptive evidence of a compound

## Report of Analysis

<b>Client Sample ID:</b>	OP9-6.0	<b>Date Sampled:</b>	07/19/11
<b>Lab Sample ID:</b>	C17064-33	<b>Date Received:</b>	07/20/11
<b>Matrix:</b>	SO - Soil	<b>Percent Solids:</b>	n/a
<b>Method:</b>	SW846 8260B	<b>Project:</b> Romic Soil Investigation(Romic EPA) - 2081 Bay Road,East Palo Alto,CA	

## VOA 8260 List

CAS No.	Compound	Result	RL	MDL	Units	Q
156-60-5	trans-1,2-Dichloroethylene	ND	180	55	ug/kg	
10061-02-6	trans-1,3-Dichloropropene	ND	180	40	ug/kg	
100-41-4	Ethylbenzene	893	180	36	ug/kg	
637-92-3	Ethyl tert-Butyl Ether	ND	180	47	ug/kg	
591-78-6	2-Hexanone	ND	910	200	ug/kg	
87-68-3	Hexachlorobutadiene	ND	180	73	ug/kg	
98-82-8	Isopropylbenzene	ND	180	40	ug/kg	
99-87-6	p-Isopropyltoluene	ND	180	44	ug/kg	
108-10-1	4-Methyl-2-pentanone <sup>c</sup>	ND	910	200	ug/kg	
74-83-9	Methyl bromide <sup>c</sup>	ND	180	73	ug/kg	
74-87-3	Methyl chloride	ND	180	73	ug/kg	
74-95-3	Methylene bromide	ND	180	55	ug/kg	
75-09-2	Methylene chloride	188	360	170	ug/kg	JB
78-93-3	Methyl ethyl ketone	ND	910	220	ug/kg	
1634-04-4	Methyl Tert Butyl Ether	ND	180	73	ug/kg	
91-20-3	Naphthalene	87.2	180	73	ug/kg	J
103-65-1	n-Propylbenzene	ND	180	51	ug/kg	
100-42-5	Styrene	ND	180	95	ug/kg	
994-05-8	Tert-Amyl Methyl Ether	ND	180	47	ug/kg	
75-65-0	Tert Butyl Alcohol	ND	1800	730	ug/kg	
630-20-6	1,1,1,2-Tetrachloroethane	ND	180	36	ug/kg	
71-55-6	1,1,1-Trichloroethane	65.7	180	40	ug/kg	J
79-34-5	1,1,2,2-Tetrachloroethane	ND	180	44	ug/kg	
79-00-5	1,1,2-Trichloroethane	ND	180	40	ug/kg	
87-61-6	1,2,3-Trichlorobenzene	ND	180	36	ug/kg	
96-18-4	1,2,3-Trichloropropane	ND	180	62	ug/kg	
120-82-1	1,2,4-Trichlorobenzene	ND	180	44	ug/kg	
95-63-6	1,2,4-Trimethylbenzene	380	180	40	ug/kg	
108-67-8	1,3,5-Trimethylbenzene	96.8	180	47	ug/kg	J
127-18-4	Tetrachloroethylene	130	180	36	ug/kg	J
108-88-3	Toluene	762	180	44	ug/kg	
79-01-6	Trichloroethylene	ND	180	44	ug/kg	
75-69-4	Trichlorofluoromethane	ND	180	73	ug/kg	
75-01-4	Vinyl chloride	ND	180	55	ug/kg	
1330-20-7	Xylene (total)	3940	550	120	ug/kg	

CAS No.	Surrogate Recoveries	Run# 1	Run# 2	Limits
1868-53-7	Dibromofluoromethane	79% <sup>d</sup>		80-121%
2037-26-5	Toluene-D8	88%		71-130%

ND = Not detected MDL - Method Detection Limit

RL = Reporting Limit

E = Indicates value exceeds calibration range

J = Indicates an estimated value

B = Indicates analyte found in associated method blank

N = Indicates presumptive evidence of a compound

**Report of Analysis**

<b>Client Sample ID:</b>	OP9-6.0	<b>Date Sampled:</b>	07/19/11
<b>Lab Sample ID:</b>	C17064-33	<b>Date Received:</b>	07/20/11
<b>Matrix:</b>	SO - Soil	<b>Percent Solids:</b>	n/a
<b>Method:</b>	SW846 8260B	<b>Project:</b> Romic Soil Investigation(Romic EPA) - 2081 Bay Road, East Palo Alto, CA	

**VOA 8260 List**

CAS No.	Surrogate Recoveries	Run# 1	Run# 2	Limits
460-00-4	4-Bromofluorobenzene	95%		59-148%
17060-07-0	1,2-Dichloroethane-D4	103%		77-123%

- (a) Analysis performed at Accutest Laboratories, Orlando FL.  
 (b) ICV and BS outside of control limits.  
 (c) CCV outside of control limits.  
 (d) Outside control limits due to matrix interference.

ND = Not detected      MDL - Method Detection Limit  
 RL = Reporting Limit  
 E = Indicates value exceeds calibration range

J = Indicates an estimated value  
 B = Indicates analyte found in associated method blank  
 N = Indicates presumptive evidence of a compound

## Misc. Forms

---

## Custody Documents and Other Forms

---

Includes the following where applicable:

- Chain of Custody

FED-EX Tracking #		Bottle Order Control #						
Accutest Quote #		Accutest NC Job #: C17064						
Client / Reporting Information		Project Information						
Company Name: IRIS		Project Name: ROMIC EPA						
Address: 1438 Webster St Ste 302		Street: 2081 Bay Rd						
City: Oakland CA State: CA Zip: 94612		City: East Palo Alto CA State: CA						
Project Contact: Chris Algan		Project #: 07-555C						
Phone #: 510-834-4747 x21		EMAIL: calgan@inisen.com						
Samplers Name: Steve Mack		Client Purchase Order #						
Accutest Sample ID	Sample ID / Field Point / Point of Collection	Collection		Number of preserved Bottles	Requested Analysis	Matrix Codes		
		Date	Time				Sampled by	Matrix
-1	QR 7,8-FILL	07/19/11	0845	SM	SO	4	VOCs 8260 Cd, Pb, Cu, Cr (6010, 7000) Pb, Cd, Cr (6010) TPH-d, gms (8015) SVOCs 8270 Residuals 8081-A PCBs 8050	WW- Wastewater GW- Ground Water SW- Surface Water SO- Soil OI- Oil WP- Wipe LIQ- Non-aqueous Liquid AIR DW- Drinking Water (Perchlorate Only)
-2	QR 7,8-1.0		0910			4		
-3	QR 7,8-3.5		0915			3		
-4	QR 7,8-6.5		0920			3		
-5	PQ 7,8-Fill		0940			4		
-6	PQ 7,8-1.0		0945			3		
-7	PQ 7,8-3.5		0950			3		
-8	PQ 7,8-6.5		0955			3		
-9	PQ 8-FILL		1035			4		
-10	PQ 8-1.3		1040			3		
Turnaround Time (Business Days)		Data Deliverable Information		Comments / Remarks				
<input type="checkbox"/> Standard TAT 15 Business Days <input type="checkbox"/> 10 Day (Workload dependent) <input checked="" type="checkbox"/> 5 Day (Workload dependent) <input type="checkbox"/> 3 Day (125% markup) <input type="checkbox"/> 2 Day (150% markup) <input type="checkbox"/> 1 Day (200% markup) <input type="checkbox"/> Same Day (300% markup)		Approved By/ Date: _____ <input type="checkbox"/> Commercial "A" - Results only <input checked="" type="checkbox"/> Commercial "B" - Results with QC summaries <input type="checkbox"/> Commercial "B*" - Results, QC, and chromatograms <input type="checkbox"/> FULL1 - Level 4 data package <input type="checkbox"/> EDF for Geotracker <input checked="" type="checkbox"/> EDO Format Provide EDF Global ID _____ Provide EDF Logcode: _____		Silica gel clean-up 5035 kits (A-DCH20 1-meat) (x33) Acetate Liners (x12)				
Emergency T/A data available VIA Lablink								
Sample Custody must be documented below each time samples change possession, including courier delivery.								
Relinquished by: [Signature]	Date Time: 7/20/11	0840	Received By: [Signature]	Relinquished By: [Signature]	Date Time: 0935	Received By: [Signature]		
Relinquished by:	Date Time:		Received By:	Relinquished By:	Date Time:	Received By:		
Relinquished by:	Date Time:		Received By:	Relinquished By:	Date Time:	Received By:		
Relinquished by:	Date Time:		Received By:	Custody Seal #	Appropriate Bottle / Pres (Y/N)	Headspace Y/N		
5					Labels match Coc (Y/N)	Separate Receiving Check List used: (Y/N)		
Cooler Temp. 2.8-0.5=2.3 cc								

31  
3

FED-EX Tracking #		Bottle Order Control #						
Accutest Quote #		Accutest NC Job #: C17064						
Client / Reporting Information		Project Information						
Company Name: IRIS		Project Name: ROMIC EPA						
Address		Street						
City State Zip		City State						
Project Contact: <i>see p</i>		Project # 07-555C						
Phone #		EMAIL: calgaer@irisenv.com						
Samplers Name: Steve Mack		Client Purchase Order #						
Accutest Sample ID	Sample ID / Field Point / Point of Collection	Collection		Number of preserved Bottles	Requested Analysis	Matrix Codes		
		Date	Time				Sampled by	Matrix
-11	PQ8-3.8	7/19	1045	SM	SU	3	VOCs 8260 Can 17 Metals (6017-200) Pb, Cd, Cu (6018) TPH - d1, d2, d4 8015 SVOCs 8270 Pesticides 8081-A PCBs 8082	WW- Wastewater GW- Ground Water SW- Surface Water SO- Soil OI-OI WP-Wipe LIQ - Non-aqueous Liquid AIR DW- Drinking Water (Perchlorate Only)
-12	PQ8-6.8		1050			3		
-13	OP 7,8-FILL		1110			4		
-14	OP 7,8-1.3		1115			4		
-15	OP 7,8-3.8		1120			3		
-16	OP 7,8-6.8		1125			3		
-17	PQ8,9-FILL		1200			4		
-18	PQ8,9-0.5		1210			4		
-19	PQ8,9-2.9		1215			3		
	<del>PQ8,9-5.9</del>		<del>1220</del>			<del>3</del>		
Turnaround Time (Business days)		Data Deliverable Information		Comments / Remarks				
<input type="checkbox"/> Standard TAT 15 Business Days <input type="checkbox"/> 10 Day (Workload dependent) <input checked="" type="checkbox"/> 5 Day (Workload dependent) <input type="checkbox"/> 3 Day (125% markup) <input type="checkbox"/> 2 Day (150% markup) <input type="checkbox"/> 1 Day (200% markup) <input type="checkbox"/> Same Day (300% markup)		<input type="checkbox"/> Commercial "A" - Results only <input checked="" type="checkbox"/> Commercial "B" - Results with QC summaries <input type="checkbox"/> Commercial "B+" - Results, QC, and chromatograms <input type="checkbox"/> FULL1 - Level 4 data package <input type="checkbox"/> EDF for Geotracker <input checked="" type="checkbox"/> EDD Format Provide EDF Global ID _____ Provide EDF Logcode: _____		silica gel cleanup				
Emergency T/A data available VIA Lablink								
Sample Custody must be documented below each time samples change possession, including courier delivery.								
Relinquished By Sampler:	Date Time:	Received By:	Relinquished By:	Date Time:	Received By:			
<i>[Signature]</i>	7/20/2011 0840	<i>[Signature]</i>	<i>[Signature]</i>	7-20-11	<i>[Signature]</i>			
Relinquished By:	Date Time:	Received By:	Relinquished By:	Date Time:	Received By:			
Relinquished By:	Date Time:	Received By:	Custody Seal #	Appropriate Bottle / Pres. Y / N	Headspace Y / N	On Ice Y / N		
				Labels match Coc? Y / N	Separate Receiving Check List used: Y / N	Cooler Temp. _____ °C		

31  
3

C17064: Chain of Custody

Page 2 of 5



**CHAIN OF CUSTODY**  
 2105 Lundy Ave, San Jose, CA 95131  
 (408) 588-0200 FAX: (408) 588-0201

Client / Reporting Information		Project Information		Requested Analysis				Matrix Codes					
Company Name: IRIS		Project Name: ROMIC EPA		VOCs 8260 CAM 17 METALS (8010-7000) Pb, Cd, Cr (6010) TPH-dig, mo 8015 SVOCs 8270 Pesticides 8081A PCBs 8082				WW- Wastewater GW- Ground Water SW- Surface Water SO- Soil OI- Oil WP- Wipe LIQ- Non-aqueous Liquid AIR DW- Drinking Water (Perchlorate Only)					
Address		Street						LAB USE ONLY					
City State Zip		City State											
Project Contact: All P I		Project #											
Phone #		EMAIL: All P I											
Sampler's Name: Steve Mack		Client Purchase Order #											
Accutest Sample ID	Sample ID / Field Point / Point of Collection	Date	Time	Sampled by	Matrix	# of bottles	HC	NH3	H2S	H2SO4	NO3	NO2	SiO2
-21	QR8,9-FILL	07/19	1355	SM	SO	4							
-22	QR8,9-0.9		1400			3							
-23	QR8,9-3.4		1405			3							
-24	QR8,9-6.4		1410			3							
-25	Q8-FILL		1445			4							
-26	Q8-1.2		1450			3							
-27	Q8-3.7		1455			3							
-28	Q8-6.7		1500			3							
-29	N7-0.3		1540			4							
-30	N7-2.8		1545			3							
Turnaround Time (Business days)		Data Deliverable Information			Comments / Remarks								
<input type="checkbox"/> Standard TAT 15 Business Days <input type="checkbox"/> 10 Day (Workload dependent) <input checked="" type="checkbox"/> 5 Day (Workload dependent) <input type="checkbox"/> 3 Day (125% markup) <input type="checkbox"/> 2 Day (150% markup) <input type="checkbox"/> 1 Day (200% markup) <input type="checkbox"/> Same Day (300% markup)		Approved By / Date: _____			<input type="checkbox"/> Commercial "A" - Results only <input checked="" type="checkbox"/> Commercial "B" - Results with QC summaries <input type="checkbox"/> Commercial "B+" - Results, QC, and chromatograms <input type="checkbox"/> FULL1 - Level 4 data package <input type="checkbox"/> EDF for Geotracker <input checked="" type="checkbox"/> EDD Format			Silica gulf cleanup					
Emergency T/A data available VIA Lablink				Sample Custody must be documented below each time samples change possession, including courier delivery.									
Relinquished by:	Date Time:	Received By:	Date Time:	Relinquished by:	Date Time:	Received By:	Date Time:	Relinquished by:	Date Time:	Received By:	Date Time:		
1	07/29/11 0840	2	0935	3	7-20-11	4		5					
Custody Seal #		Appropriate Bottle / Pres. Y / N		Headspace Y / N		On Ice Y / N		Cooler Temp.					
Labels match Coc? Y / N		Separate Receiving Check List used: Y / N								.oc			

**C17064: Chain of Custody**  
 Page 3 of 5







## GC/MS Semi-volatiles

---

### QC Data Summaries

---

Includes the following where applicable:

- Method Blank Summaries
- Blank Spike Summaries
- Matrix Spike and Duplicate Summaries

## Method Blank Summary

**Job Number:** C17064**Account:** IRISECAO Iris Environmental**Project:** Romic Soil Investigation(Romic EPA) - 2081 Bay Road,East Palo Alto,CA

Sample	File ID	DF	Analyzed	By	Prep Date	Prep Batch	Analytical Batch
OP4270-MB	Y8912.D	1	07/20/11	MT	07/20/11	OP4270	EY425

**The QC reported here applies to the following samples:****Method:** SW846 8270C

C17064-28A

CAS No.	Compound	Result	RL	MDL	Units	Q
65-85-0	Benzoic acid	ND	1000	890	ug/kg	
95-57-8	2-Chlorophenol	ND	1000	680	ug/kg	
59-50-7	4-Chloro-3-methyl phenol	ND	500	420	ug/kg	
120-83-2	2,4-Dichlorophenol	ND	500	140	ug/kg	
105-67-9	2,4-Dimethylphenol	ND	500	150	ug/kg	
51-28-5	2,4-Dinitrophenol	ND	2500	850	ug/kg	
534-52-1	4,6-Dinitro-o-cresol	ND	2000	1000	ug/kg	
95-48-7	2-Methylphenol	ND	500	170	ug/kg	
	3&4-Methylphenol	ND	500	150	ug/kg	
88-75-5	2-Nitrophenol	ND	500	130	ug/kg	
100-02-7	4-Nitrophenol	ND	2000	1200	ug/kg	
87-86-5	Pentachlorophenol	ND	500	420	ug/kg	
108-95-2	Phenol	ND	2000	1300	ug/kg	
95-95-4	2,4,5-Trichlorophenol	ND	500	120	ug/kg	
88-06-2	2,4,6-Trichlorophenol	ND	500	160	ug/kg	
83-32-9	Acenaphthene	ND	1000	500	ug/kg	
208-96-8	Acenaphthylene	ND	500	200	ug/kg	
62-53-3	Aniline	ND	500	140	ug/kg	
120-12-7	Anthracene	ND	500	100	ug/kg	
103-33-3	Azobenzene	ND	500	170	ug/kg	
92-87-5	Benzidine	ND	2500	730	ug/kg	
56-55-3	Benzo(a)anthracene	ND	500	70	ug/kg	
50-32-8	Benzo(a)pyrene	ND	500	90	ug/kg	
205-99-2	Benzo(b)fluoranthene	ND	500	60	ug/kg	
191-24-2	Benzo(g,h,i)perylene	ND	500	150	ug/kg	
207-08-9	Benzo(k)fluoranthene	ND	500	120	ug/kg	
101-55-3	4-Bromophenyl phenyl ether	ND	500	150	ug/kg	
85-68-7	Butyl benzyl phthalate	ND	500	110	ug/kg	
100-51-6	Benzyl Alcohol	ND	1000	160	ug/kg	
91-58-7	2-Chloronaphthalene	ND	500	180	ug/kg	
106-47-8	4-Chloroaniline	ND	500	140	ug/kg	
86-74-8	Carbazole	ND	500	80	ug/kg	
218-01-9	Chrysene	ND	500	100	ug/kg	
111-91-1	bis(2-Chloroethoxy)methane	ND	500	180	ug/kg	
111-44-4	bis(2-Chloroethyl)ether	ND	500	230	ug/kg	
108-60-1	bis(2-Chloroisopropyl)ether	ND	500	270	ug/kg	

## Method Blank Summary

**Job Number:** C17064  
**Account:** IRISECAO Iris Environmental  
**Project:** Romic Soil Investigation(Romic EPA) - 2081 Bay Road,East Palo Alto,CA

Sample	File ID	DF	Analyzed	By	Prep Date	Prep Batch	Analytical Batch
OP4270-MB	Y8912.D	1	07/20/11	MT	07/20/11	OP4270	EY425

The QC reported here applies to the following samples:

Method: SW846 8270C

C17064-28A

CAS No.	Compound	Result	RL	MDL	Units	Q
7005-72-3	4-Chlorophenyl phenyl ether	ND	500	190	ug/kg	
95-50-1	1,2-Dichlorobenzene	ND	500	160	ug/kg	
541-73-1	1,3-Dichlorobenzene	ND	500	150	ug/kg	
106-46-7	1,4-Dichlorobenzene	ND	500	420	ug/kg	
121-14-2	2,4-Dinitrotoluene	ND	500	460	ug/kg	
606-20-2	2,6-Dinitrotoluene	ND	1000	320	ug/kg	
91-94-1	3,3'-Dichlorobenzidine	ND	2500	140	ug/kg	
53-70-3	Dibenzo(a,h)anthracene	ND	500	130	ug/kg	
132-64-9	Dibenzofuran	ND	500	160	ug/kg	
122-39-4	Diphenylamine	ND	500	120	ug/kg	
84-74-2	Di-n-butyl phthalate	ND	500	100	ug/kg	
117-84-0	Di-n-octyl phthalate	ND	500	130	ug/kg	
84-66-2	Diethyl phthalate	ND	500	170	ug/kg	
131-11-3	Dimethyl phthalate	ND	500	180	ug/kg	
117-81-7	bis(2-Ethylhexyl)phthalate	ND	500	220	ug/kg	
206-44-0	Fluoranthene	ND	500	100	ug/kg	
86-73-7	Fluorene	ND	500	180	ug/kg	
118-74-1	Hexachlorobenzene	ND	500	130	ug/kg	
87-68-3	Hexachlorobutadiene	ND	500	190	ug/kg	
77-47-4	Hexachlorocyclopentadiene	ND	500	140	ug/kg	
67-72-1	Hexachloroethane	ND	500	160	ug/kg	
193-39-5	Indeno(1,2,3-cd)pyrene	ND	500	140	ug/kg	
78-59-1	Isophorone	ND	500	170	ug/kg	
90-12-0	1-Methylnaphthalene	ND	500	160	ug/kg	
91-57-6	2-Methylnaphthalene	ND	500	160	ug/kg	
88-74-4	2-Nitroaniline	ND	500	120	ug/kg	
99-09-2	3-Nitroaniline	ND	500	120	ug/kg	
100-01-6	4-Nitroaniline	ND	500	300	ug/kg	
91-20-3	Naphthalene	ND	500	170	ug/kg	
98-95-3	Nitrobenzene	ND	500	160	ug/kg	
62-75-9	N-Nitrosodimethylamine	ND	5000	2200	ug/kg	
621-64-7	N-Nitroso-di-n-propylamine	ND	1000	550	ug/kg	
85-01-8	Phenanthrene	ND	500	110	ug/kg	
129-00-0	Pyrene	ND	1000	680	ug/kg	
110-86-1	Pyridine	ND	2000	220	ug/kg	
120-82-1	1,2,4-Trichlorobenzene	ND	500	340	ug/kg	

## Method Blank Summary

**Job Number:** C17064  
**Account:** IRISECAO Iris Environmental  
**Project:** Romic Soil Investigation(Romic EPA) - 2081 Bay Road,East Palo Alto,CA

Sample	File ID	DF	Analyzed	By	Prep Date	Prep Batch	Analytical Batch
OP4270-MB	Y8912.D	1	07/20/11	MT	07/20/11	OP4270	EY425

The QC reported here applies to the following samples:

Method: SW846 8270C

C17064-28A

CAS No.	Surrogate Recoveries		Limits
367-12-4	2-Fluorophenol	75%	20-100%
4165-62-2	Phenol-d5	75%	20-100%
118-79-6	2,4,6-Tribromophenol	77%	30-100%
4165-60-0	Nitrobenzene-d5	75%	20-100%
321-60-8	2-Fluorobiphenyl	73%	20-106%
1718-51-0	Terphenyl-d14	94%	55-130%

## Method Blank Summary

**Job Number:** C17064  
**Account:** IRISECAO Iris Environmental  
**Project:** Romic Soil Investigation(Romic EPA) - 2081 Bay Road,East Palo Alto,CA

Sample	File ID	DF	Analyzed	By	Prep Date	Prep Batch	Analytical Batch
OP4289-MB	Y8987.D	1	07/23/11	MT	07/23/11	OP4289	EY428

**The QC reported here applies to the following samples:** **Method:** SW846 8270C

C17064-1, C17064-2, C17064-5, C17064-9, C17064-13, C17064-14, C17064-17, C17064-20, C17064-24, C17064-28, C17064-31

CAS No.	Compound	Result	RL	MDL	Units	Q
65-85-0	Benzoic acid	ND	1000	890	ug/kg	
95-57-8	2-Chlorophenol	ND	1000	680	ug/kg	
59-50-7	4-Chloro-3-methyl phenol	ND	500	420	ug/kg	
120-83-2	2,4-Dichlorophenol	ND	500	140	ug/kg	
105-67-9	2,4-Dimethylphenol	ND	500	150	ug/kg	
51-28-5	2,4-Dinitrophenol	ND	2500	850	ug/kg	
534-52-1	4,6-Dinitro-o-cresol	ND	2000	1000	ug/kg	
95-48-7	2-Methylphenol	ND	500	170	ug/kg	
	3&4-Methylphenol	ND	500	150	ug/kg	
88-75-5	2-Nitrophenol	ND	500	130	ug/kg	
100-02-7	4-Nitrophenol	ND	2000	1200	ug/kg	
87-86-5	Pentachlorophenol	ND	500	420	ug/kg	
108-95-2	Phenol	ND	2000	1300	ug/kg	
95-95-4	2,4,5-Trichlorophenol	ND	500	120	ug/kg	
88-06-2	2,4,6-Trichlorophenol	ND	500	160	ug/kg	
83-32-9	Acenaphthene	ND	1000	500	ug/kg	
208-96-8	Acenaphthylene	ND	500	200	ug/kg	
62-53-3	Aniline	ND	500	140	ug/kg	
120-12-7	Anthracene	ND	500	100	ug/kg	
103-33-3	Azobenzene	ND	500	170	ug/kg	
92-87-5	Benzidine	ND	2500	730	ug/kg	
56-55-3	Benzo(a)anthracene	ND	500	70	ug/kg	
50-32-8	Benzo(a)pyrene	ND	500	90	ug/kg	
205-99-2	Benzo(b)fluoranthene	ND	500	60	ug/kg	
191-24-2	Benzo(g,h,i)perylene	ND	500	150	ug/kg	
207-08-9	Benzo(k)fluoranthene	ND	500	120	ug/kg	
101-55-3	4-Bromophenyl phenyl ether	ND	500	150	ug/kg	
85-68-7	Butyl benzyl phthalate	ND	500	110	ug/kg	
100-51-6	Benzyl Alcohol	ND	1000	160	ug/kg	
91-58-7	2-Chloronaphthalene	ND	500	180	ug/kg	
106-47-8	4-Chloroaniline	ND	500	140	ug/kg	
86-74-8	Carbazole	ND	500	80	ug/kg	
218-01-9	Chrysene	ND	500	100	ug/kg	
111-91-1	bis(2-Chloroethoxy)methane	ND	500	180	ug/kg	
111-44-4	bis(2-Chloroethyl)ether	ND	500	230	ug/kg	
108-60-1	bis(2-Chloroisopropyl)ether	ND	500	270	ug/kg	

4.1.2  
4

## Method Blank Summary

**Job Number:** C17064  
**Account:** IRISECAO Iris Environmental  
**Project:** Romic Soil Investigation(Romic EPA) - 2081 Bay Road,East Palo Alto,CA

Sample	File ID	DF	Analyzed	By	Prep Date	Prep Batch	Analytical Batch
OP4289-MB	Y8987.D	1	07/23/11	MT	07/23/11	OP4289	EY428

The QC reported here applies to the following samples:

Method: SW846 8270C

C17064-1, C17064-2, C17064-5, C17064-9, C17064-13, C17064-14, C17064-17, C17064-20, C17064-24, C17064-28, C17064-31

CAS No.	Compound	Result	RL	MDL	Units	Q
7005-72-3	4-Chlorophenyl phenyl ether	ND	500	190	ug/kg	
95-50-1	1,2-Dichlorobenzene	ND	500	160	ug/kg	
541-73-1	1,3-Dichlorobenzene	ND	500	150	ug/kg	
106-46-7	1,4-Dichlorobenzene	ND	500	420	ug/kg	
121-14-2	2,4-Dinitrotoluene	ND	500	460	ug/kg	
606-20-2	2,6-Dinitrotoluene	ND	1000	320	ug/kg	
91-94-1	3,3'-Dichlorobenzidine	ND	2500	140	ug/kg	
53-70-3	Dibenzo(a,h)anthracene	ND	500	130	ug/kg	
132-64-9	Dibenzofuran	ND	500	160	ug/kg	
122-39-4	Diphenylamine	ND	500	120	ug/kg	
84-74-2	Di-n-butyl phthalate	ND	500	100	ug/kg	
117-84-0	Di-n-octyl phthalate	ND	500	130	ug/kg	
84-66-2	Diethyl phthalate	ND	500	170	ug/kg	
131-11-3	Dimethyl phthalate	ND	500	180	ug/kg	
117-81-7	bis(2-Ethylhexyl)phthalate	ND	500	220	ug/kg	
206-44-0	Fluoranthene	ND	500	100	ug/kg	
86-73-7	Fluorene	ND	500	180	ug/kg	
118-74-1	Hexachlorobenzene	ND	500	130	ug/kg	
87-68-3	Hexachlorobutadiene	ND	500	190	ug/kg	
77-47-4	Hexachlorocyclopentadiene	ND	500	140	ug/kg	
67-72-1	Hexachloroethane	ND	500	160	ug/kg	
193-39-5	Indeno(1,2,3-cd)pyrene	ND	500	140	ug/kg	
78-59-1	Isophorone	ND	500	170	ug/kg	
90-12-0	1-Methylnaphthalene	ND	500	160	ug/kg	
91-57-6	2-Methylnaphthalene	ND	500	160	ug/kg	
88-74-4	2-Nitroaniline	ND	500	120	ug/kg	
99-09-2	3-Nitroaniline	ND	500	120	ug/kg	
100-01-6	4-Nitroaniline	ND	500	300	ug/kg	
91-20-3	Naphthalene	ND	500	170	ug/kg	
98-95-3	Nitrobenzene	ND	500	160	ug/kg	
62-75-9	N-Nitrosodimethylamine	ND	5000	2200	ug/kg	
621-64-7	N-Nitroso-di-n-propylamine	ND	1000	550	ug/kg	
85-01-8	Phenanthrene	ND	500	110	ug/kg	
129-00-0	Pyrene	ND	1000	680	ug/kg	
110-86-1	Pyridine	ND	2000	220	ug/kg	
120-82-1	1,2,4-Trichlorobenzene	ND	500	340	ug/kg	



## Method Blank Summary

**Job Number:** C17064  
**Account:** IRISECAO Iris Environmental  
**Project:** Romic Soil Investigation(Romic EPA) - 2081 Bay Road,East Palo Alto,CA

Sample	File ID	DF	Analyzed	By	Prep Date	Prep Batch	Analytical Batch
OP4289-MB	Y8987.D	1	07/23/11	MT	07/23/11	OP4289	EY428

The QC reported here applies to the following samples:

Method: SW846 8270C

C17064-1, C17064-2, C17064-5, C17064-9, C17064-13, C17064-14, C17064-17, C17064-20, C17064-24, C17064-28, C17064-31

CAS No.	Surrogate Recoveries		Limits
367-12-4	2-Fluorophenol	72%	20-100%
4165-62-2	Phenol-d5	73%	20-100%
118-79-6	2,4,6-Tribromophenol	73%	30-100%
4165-60-0	Nitrobenzene-d5	70%	20-100%
321-60-8	2-Fluorobiphenyl	71%	20-106%
1718-51-0	Terphenyl-d14	96%	55-130%

# Blank Spike/Blank Spike Duplicate Summary

**Job Number:** C17064  
**Account:** IRISECAO Iris Environmental  
**Project:** Romic Soil Investigation(Romic EPA) - 2081 Bay Road,East Palo Alto,CA

Sample	File ID	DF	Analyzed	By	Prep Date	Prep Batch	Analytical Batch
OP4270-BS	Y8913.D	1	07/20/11	MT	07/20/11	OP4270	EY425
OP4270-BSD	Y8914.D	1	07/20/11	MT	07/20/11	OP4270	EY425

The QC reported here applies to the following samples:

Method: SW846 8270C

C17064-28A

CAS No.	Compound	Spike ug/kg	BSP ug/kg	BSP %	BSD ug/kg	BSD %	RPD	Limits Rec/RPD
65-85-0	Benzoic acid	5000	4240	85	3920	78	8	24-116/30
95-57-8	2-Chlorophenol	2500	1850	74	1740	70	6	31-130/30
59-50-7	4-Chloro-3-methyl phenol	2500	1900	76	1750	70	8	35-117/30
120-83-2	2,4-Dichlorophenol	2500	1840	74	1720	69	7	40-111/30
105-67-9	2,4-Dimethylphenol	2500	1890	76	1750	70	8	29-109/30
51-28-5	2,4-Dinitrophenol	2500	2130	85	1970	79	8	19-117/30
534-52-1	4,6-Dinitro-o-cresol	2500	1850	74	1760	70	5	28-119/30
95-48-7	2-Methylphenol	2500	1820	73	1680	67	8	33-114/30
	3&4-Methylphenol	2500	1810	72	1700	68	6	34-115/30
88-75-5	2-Nitrophenol	2500	1810	72	1680	67	7	20-116/30
100-02-7	4-Nitrophenol	2500	2370	95	2330	93	2	6-114/30
87-86-5	Pentachlorophenol	2500	2440	98	2270	91	7	10-115/30
108-95-2	Phenol	2500	1890	76	1760	70	7	28-122/30
95-95-4	2,4,5-Trichlorophenol	2500	1920	77	1780	71	8	30-111/30
88-06-2	2,4,6-Trichlorophenol	2500	1930	77	1770	71	9	30-110/30
83-32-9	Acenaphthene	2500	1800	72	1620	65	11	34-129/30
208-96-8	Acenaphthylene	2500	1900	76	1720	69	10	38-118/30
62-53-3	Aniline	2500	1350	54	1280	51	5	28-112/30
120-12-7	Anthracene	2500	2060	82	1930	77	7	41-114/30
103-33-3	Azobenzene	2500	1950	78	1780	71	9	28-114/30
92-87-5	Benzidine	5000	2410	48	2080	42	15	10-156/30
56-55-3	Benzo(a)anthracene	2500	2120	85	2030	81	4	40-116/30
50-32-8	Benzo(a)pyrene	2500	2070	83	2050	82	1	39-112/30
205-99-2	Benzo(b)fluoranthene	2500	2090	84	2030	81	3	40-117/30
191-24-2	Benzo(g,h,i)perylene	2500	1840	74	1770	71	4	36-113/30
207-08-9	Benzo(k)fluoranthene	2500	2070	83	2090	84	1	41-117/30
101-55-3	4-Bromophenyl phenyl ether	2500	1890	76	1750	70	8	30-114/30
85-68-7	Butyl benzyl phthalate	2500	2270	91	2180	87	4	27-110/30
100-51-6	Benzyl Alcohol	2500	2300	92	2200	88	4	31-112/30
91-58-7	2-Chloronaphthalene	2500	1830	73	1660	66	10	37-115/30
106-47-8	4-Chloroaniline	2500	1590	64	1530	61	4	29-95/30
86-74-8	Carbazole	2500	2110	84	2040	82	3	40-116/30
218-01-9	Chrysene	2500	2080	83	1990	80	4	40-117/30
111-91-1	bis(2-Chloroethoxy)methane	2500	1870	75	1740	70	7	31-99/30
111-44-4	bis(2-Chloroethyl)ether	2500	2040	82	2000	80	2	30-106/30
108-60-1	bis(2-Chloroisopropyl)ether	2500	1890	76	1750	70	8	24-104/30

4.2.1  
4

# Blank Spike/Blank Spike Duplicate Summary

**Job Number:** C17064  
**Account:** IRISECAO Iris Environmental  
**Project:** Romic Soil Investigation(Romic EPA) - 2081 Bay Road,East Palo Alto,CA

Sample	File ID	DF	Analyzed	By	Prep Date	Prep Batch	Analytical Batch
OP4270-BS	Y8913.D	1	07/20/11	MT	07/20/11	OP4270	EY425
OP4270-BSD	Y8914.D	1	07/20/11	MT	07/20/11	OP4270	EY425

The QC reported here applies to the following samples:

Method: SW846 8270C

C17064-28A

CAS No.	Compound	Spike ug/kg	BSP ug/kg	BSP %	BSD ug/kg	BSD %	RPD	Limits Rec/RPD
7005-72-3	4-Chlorophenyl phenyl ether	2500	1850	74	1700	68	8	30-111/30
95-50-1	1,2-Dichlorobenzene	2500	1740	70	1620	65	7	27-111/30
541-73-1	1,3-Dichlorobenzene	2500	1680	67	1550	62	8	25-116/30
106-46-7	1,4-Dichlorobenzene	2500	1690	68	1600	64	5	27-120/30
121-14-2	2,4-Dinitrotoluene	2500	2030	81	1920	77	6	27-114/30
606-20-2	2,6-Dinitrotoluene	2500	1980	79	1780	71	11	27-114/30
91-94-1	3,3'-Dichlorobenzidine	5000	4480	90	4140	83	8	24-118/30
53-70-3	Dibenzo(a,h)anthracene	2500	1860	74	1810	72	3	37-115/30
132-64-9	Dibenzofuran	2500	1930	77	1740	70	10	28-113/30
122-39-4	Diphenylamine	2500	1980	79	1840	74	7	23-117/30
84-74-2	Di-n-butyl phthalate	2500	2090	84	2040	82	2	29-115/30
117-84-0	Di-n-octyl phthalate	2500	2190	88	2160	86	1	29-127/30
84-66-2	Diethyl phthalate	2500	2030	81	1880	75	8	29-116/30
131-11-3	Dimethyl phthalate	2500	1950	78	1790	72	9	30-110/30
117-81-7	bis(2-Ethylhexyl)phthalate	2500	2170	87	2090	84	4	27-121/30
206-44-0	Fluoranthene	2500	2080	83	2030	81	2	40-120/30
86-73-7	Fluorene	2500	1890	76	1720	69	9	40-119/30
118-74-1	Hexachlorobenzene	2500	1820	73	1740	70	4	28-113/30
87-68-3	Hexachlorobutadiene	2500	1920	77	1820	73	5	29-115/30
77-47-4	Hexachlorocyclopentadiene	2500	1230	49	1120	45	9	26-114/30
67-72-1	Hexachloroethane	2500	1630	65	1530	61	6	24-109/30
193-39-5	Indeno(1,2,3-cd)pyrene	2500	1920	77	1780	71	8	37-114/30
78-59-1	Isophorone	2500	1770	71	1630	65	8	28-117/30
90-12-0	1-Methylnaphthalene	2500	1740	70	1610	64	8	25-113/30
91-57-6	2-Methylnaphthalene	2500	1820	73	1670	67	9	27-113/30
88-74-4	2-Nitroaniline	2500	2030	81	1850	74	9	23-116/30
99-09-2	3-Nitroaniline	2500	1830	73	1740	70	5	29-115/30
100-01-6	4-Nitroaniline	2500	2120	85	2060	82	3	29-114/30
91-20-3	Naphthalene	2500	1820	73	1700	68	7	24-113/30
98-95-3	Nitrobenzene	2500	1830	73	1740	70	5	23-112/30
62-75-9	N-Nitrosodimethylamine	2500	1600	66	1600	62	5	20-108/30
621-64-7	N-Nitroso-di-n-propylamine	2500	1860	74	1750	70	6	26-127/30
85-01-8	Phenanthrene	2500	1990	80	1860	74	7	41-113/30
129-00-0	Pyrene	2500	2100	84	1990	80	5	45-134/30
110-86-1	Pyridine	2500	1220	49	1150	46	6	20-78/30
120-82-1	1,2,4-Trichlorobenzene	2500	1700	68	1560	62	9	31-122/30

4.2.1  
4

# Blank Spike/Blank Spike Duplicate Summary

**Job Number:** C17064  
**Account:** IRISECAO Iris Environmental  
**Project:** Romic Soil Investigation(Romic EPA) - 2081 Bay Road,East Palo Alto,CA

Sample	File ID	DF	Analyzed	By	Prep Date	Prep Batch	Analytical Batch
OP4270-BS	Y8913.D	1	07/20/11	MT	07/20/11	OP4270	EY425
OP4270-BSD	Y8914.D	1	07/20/11	MT	07/20/11	OP4270	EY425

The QC reported here applies to the following samples:

Method: SW846 8270C

C17064-28A

CAS No.	Surrogate Recoveries	BSP	BSD	Limits
367-12-4	2-Fluorophenol	73%	68%	20-100%
4165-62-2	Phenol-d5	74%	70%	20-100%
118-79-6	2,4,6-Tribromophenol	79%	72%	30-100%
4165-60-0	Nitrobenzene-d5	73%	69%	20-100%
321-60-8	2-Fluorobiphenyl	71%	65%	20-106%
1718-51-0	Terphenyl-d14	82%	80%	55-130%

# Blank Spike/Blank Spike Duplicate Summary

**Job Number:** C17064  
**Account:** IRISECAO Iris Environmental  
**Project:** Romic Soil Investigation(Romic EPA) - 2081 Bay Road,East Palo Alto,CA

Sample	File ID	DF	Analyzed	By	Prep Date	Prep Batch	Analytical Batch
OP4289-BS	Y8977.D	1	07/23/11	MT	07/23/11	OP4289	EY428
OP4289-BSD	Y8978.D	1	07/23/11	MT	07/23/11	OP4289	EY428

**The QC reported here applies to the following samples:** **Method:** SW846 8270C

C17064-1, C17064-2, C17064-5, C17064-9, C17064-13, C17064-14, C17064-17, C17064-20, C17064-24, C17064-28, C17064-31

CAS No.	Compound	Spike ug/kg	BSP ug/kg	BSP %	BSD ug/kg	BSD %	RPD	Limits Rec/RPD
65-85-0	Benzoic acid	5000	4410	88	4490	90	2	24-116/30
95-57-8	2-Chlorophenol	2500	1810	72	1870	75	3	31-130/30
59-50-7	4-Chloro-3-methyl phenol	2500	1950	78	2070	83	6	35-117/30
120-83-2	2,4-Dichlorophenol	2500	1890	76	1930	77	2	40-111/30
105-67-9	2,4-Dimethylphenol	2500	1890	76	1840	74	3	29-109/30
51-28-5	2,4-Dinitrophenol	2500	2660	106	2530	101	5	19-117/30
534-52-1	4,6-Dinitro-o-cresol	2500	2290	92	2300	92	0	28-119/30
95-48-7	2-Methylphenol	2500	1800	72	1860	74	3	33-114/30
	3&4-Methylphenol	2500	1790	72	1860	74	4	34-115/30
88-75-5	2-Nitrophenol	2500	1750	70	1840	74	5	20-116/30
100-02-7	4-Nitrophenol	2500	2480	99	2520	101	2	6-114/30
87-86-5	Pentachlorophenol	2500	2810	112	2810	112	0	10-115/30
108-95-2	Phenol	2500	1870	75	1880	75	1	28-122/30
95-95-4	2,4,5-Trichlorophenol	2500	2040	82	2120	85	4	30-111/30
88-06-2	2,4,6-Trichlorophenol	2500	2030	81	2070	83	2	30-110/30
83-32-9	Acenaphthene	2500	1910	76	1920	77	1	34-129/30
208-96-8	Acenaphthylene	2500	1990	80	2030	81	2	38-118/30
62-53-3	Aniline	2500	1590	64	1590	64	0	28-112/30
120-12-7	Anthracene	2500	2280	91	2260	90	1	41-114/30
103-33-3	Azobenzene	2500	2100	84	2150	86	2	28-114/30
92-87-5	Benzidine	5000	2740	55	2380	48	14	10-156/30
56-55-3	Benzo(a)anthracene	2500	2430	97	2480	99	2	40-116/30
50-32-8	Benzo(a)pyrene	2500	2470	99	2500	100	1	39-112/30
205-99-2	Benzo(b)fluoranthene	2500	2390	96	2440	98	2	40-117/30
191-24-2	Benzo(g,h,i)perylene	2500	2380	95	2450	98	3	36-113/30
207-08-9	Benzo(k)fluoranthene	2500	2470	99	2550	102	3	41-117/30
101-55-3	4-Bromophenyl phenyl ether	2500	2080	83	2130	85	2	30-114/30
85-68-7	Butyl benzyl phthalate	2500	2620	105	2680	107	2	27-110/30
100-51-6	Benzyl Alcohol	2500	2260	90	2360	94	4	31-112/30
91-58-7	2-Chloronaphthalene	2500	1890	76	1950	78	3	37-115/30
106-47-8	4-Chloroaniline	2500	1650	66	1720	69	4	29-95/30
86-74-8	Carbazole	2500	2370	95	2360	94	0	40-116/30
218-01-9	Chrysene	2500	2400	96	2490	100	4	40-117/30
111-91-1	bis(2-Chloroethoxy)methane	2500	1890	76	1960	78	4	31-99/30
111-44-4	bis(2-Chloroethyl)ether	2500	1710	68	1720	69	1	30-106/30
108-60-1	bis(2-Chloroisopropyl)ether	2500	1790	72	1860	74	4	24-104/30

4.2.2  
4

# Blank Spike/Blank Spike Duplicate Summary

**Job Number:** C17064  
**Account:** IRISECAO Iris Environmental  
**Project:** Romic Soil Investigation(Romic EPA) - 2081 Bay Road,East Palo Alto,CA

Sample	File ID	DF	Analyzed	By	Prep Date	Prep Batch	Analytical Batch
OP4289-BS	Y8977.D	1	07/23/11	MT	07/23/11	OP4289	EY428
OP4289-BSD	Y8978.D	1	07/23/11	MT	07/23/11	OP4289	EY428

**The QC reported here applies to the following samples:** **Method:** SW846 8270C

C17064-1, C17064-2, C17064-5, C17064-9, C17064-13, C17064-14, C17064-17, C17064-20, C17064-24, C17064-28, C17064-31

CAS No.	Compound	Spike ug/kg	BSP ug/kg	BSP %	BSD ug/kg	BSD %	RPD	Limits Rec/RPD
7005-72-3	4-Chlorophenyl phenyl ether	2500	1980	79	1990	80	1	30-111/30
95-50-1	1,2-Dichlorobenzene	2500	1670	67	1740	70	4	27-111/30
541-73-1	1,3-Dichlorobenzene	2500	1610	64	1660	66	3	25-116/30
106-46-7	1,4-Dichlorobenzene	2500	1670	67	1700	68	2	27-120/30
121-14-2	2,4-Dinitrotoluene	2500	2210	88	2230	89	1	27-114/30
606-20-2	2,6-Dinitrotoluene	2500	2140	86	2110	84	1	27-114/30
91-94-1	3,3'-Dichlorobenzidine	5000	4690	94	4910	98	5	24-118/30
53-70-3	Dibenzo(a,h)anthracene	2500	2330	93	2390	96	3	37-115/30
132-64-9	Dibenzofuran	2500	2010	80	2070	83	3	28-113/30
122-39-4	Diphenylamine	2500	2160	86	2160	86	0	23-117/30
84-74-2	Di-n-butyl phthalate	2500	2460	98	2520	101	2	29-115/30
117-84-0	Di-n-octyl phthalate	2500	2550	102	2620	105	3	29-127/30
84-66-2	Diethyl phthalate	2500	2500	100	2440	98	2	29-116/30
131-11-3	Dimethyl phthalate	2500	2110	84	2140	86	1	30-110/30
117-81-7	bis(2-Ethylhexyl)phthalate	2500	2550	102	2650	106	4	27-121/30
206-44-0	Fluoranthene	2500	2380	95	2400	96	1	40-120/30
86-73-7	Fluorene	2500	1980	79	2050	82	3	40-119/30
118-74-1	Hexachlorobenzene	2500	2090	84	2080	83	0	28-113/30
87-68-3	Hexachlorobutadiene	2500	1960	78	1990	80	2	29-115/30
77-47-4	Hexachlorocyclopentadiene	2500	1470	59	1500	60	2	26-114/30
67-72-1	Hexachloroethane	2500	1630	65	1720	69	5	24-109/30
193-39-5	Indeno(1,2,3-cd)pyrene	2500	2390	96	2320	93	3	37-114/30
78-59-1	Isophorone	2500	1760	70	1830	73	4	28-117/30
90-12-0	1-Methylnaphthalene	2500	1770	71	1830	73	3	25-113/30
91-57-6	2-Methylnaphthalene	2500	1820	73	1880	75	3	27-113/30
88-74-4	2-Nitroaniline	2500	2090	84	2140	86	2	23-116/30
99-09-2	3-Nitroaniline	2500	2030	81	2050	82	1	29-115/30
100-01-6	4-Nitroaniline	2500	2220	89	2250	90	1	29-114/30
91-20-3	Naphthalene	2500	1820	73	1870	75	3	24-113/30
98-95-3	Nitrobenzene	2500	1810	72	1860	74	3	23-112/30
62-75-9	N-Nitrosodimethylamine	2500	1700	66	1700	68	3	20-108/30
621-64-7	N-Nitroso-di-n-propylamine	2500	1800	72	1870	75	4	26-127/30
85-01-8	Phenanthrene	2500	2250	90	2240	90	0	41-113/30
129-00-0	Pyrene	2500	2390	96	2430	97	2	45-134/30
110-86-1	Pyridine	2500	1260	50	1260	50	0	20-78/30
120-82-1	1,2,4-Trichlorobenzene	2500	1690	68	1730	69	2	31-122/30

4.2.2  
4

# Blank Spike/Blank Spike Duplicate Summary

**Job Number:** C17064  
**Account:** IRISECAO Iris Environmental  
**Project:** Romic Soil Investigation(Romic EPA) - 2081 Bay Road,East Palo Alto,CA

Sample	File ID	DF	Analyzed	By	Prep Date	Prep Batch	Analytical Batch
OP4289-BS	Y8977.D	1	07/23/11	MT	07/23/11	OP4289	EY428
OP4289-BSD	Y8978.D	1	07/23/11	MT	07/23/11	OP4289	EY428

**The QC reported here applies to the following samples:** **Method:** SW846 8270C

C17064-1, C17064-2, C17064-5, C17064-9, C17064-13, C17064-14, C17064-17, C17064-20, C17064-24, C17064-28, C17064-31

CAS No.	Surrogate Recoveries	BSP	BSD	Limits
367-12-4	2-Fluorophenol	72%	74%	20-100%
4165-62-2	Phenol-d5	73%	76%	20-100%
118-79-6	2,4,6-Tribromophenol	87%	87%	30-100%
4165-60-0	Nitrobenzene-d5	71%	74%	20-100%
321-60-8	2-Fluorobiphenyl	74%	77%	20-106%
1718-51-0	Terphenyl-d14	97%	99%	55-130%

4.2.2  
4

# Matrix Spike/Matrix Spike Duplicate Summary

**Job Number:** C17064  
**Account:** IRISECAO Iris Environmental  
**Project:** Romic Soil Investigation(Romic EPA) - 2081 Bay Road,East Palo Alto,CA

Sample	File ID	DF	Analyzed	By	Prep Date	Prep Batch	Analytical Batch
OP4270-MS	Y8979.D	1	07/23/11	MT	07/20/11	OP4270	EY428
OP4270-MSD	Y8980.D	1	07/23/11	MT	07/20/11	OP4270	EY428
C17043-20	Y8919.D	1	07/20/11	MT	07/20/11	OP4270	EY425

The QC reported here applies to the following samples:

Method: SW846 8270C

C17064-28A

CAS No.	Compound	C17043-20 ug/kg	Spike Q ug/kg	MS ug/kg	MS %	MSD ug/kg	MSD %	RPD	Limits Rec/RPD	
65-85-0	Benzoic acid	2030		5000	3040	20*	2570	11*	17	24-116/36
95-57-8	2-Chlorophenol	ND		2500	660	26*	610	25*	7	31-130/31
59-50-7	4-Chloro-3-methyl phenol	ND		2500	1490	60	1440	58	3	35-117/38
120-83-2	2,4-Dichlorophenol	ND		2500	1110	44	1110	44	0	40-111/30
105-67-9	2,4-Dimethylphenol	ND		2500	1050	42	1040	42	1	29-109/31
51-28-5	2,4-Dinitrophenol	ND		2500	2240	90	2050	82	9	19-117/40
534-52-1	4,6-Dinitro-o-cresol	ND		2500	2060	82	1910	76	8	28-119/37
95-48-7	2-Methylphenol	222	J	2500	1070	34	1040	33	3	33-114/29
	3&4-Methylphenol	895		2500	1070	7*	1070	7*	0	34-115/31
88-75-5	2-Nitrophenol	ND		2500	953	38	970	39	2	20-116/30
100-02-7	4-Nitrophenol	ND		2500	2350	94	2290	92	3	6-114/56
87-86-5	Pentachlorophenol	ND		2500	2490	100	2390	96	4	10-115/39
108-95-2	Phenol	2950		2500	150	-112*	120	-113*	25	28-122/38
95-95-4	2,4,5-Trichlorophenol	ND		2500	1630	65	1520	61	7	30-111/28
88-06-2	2,4,6-Trichlorophenol	ND		2500	1380	55	1320	53	4	30-110/27
83-32-9	Acenaphthene	ND		2500	1160	46	1150	46	1	34-129/31
208-96-8	Acenaphthylene	ND		2500	1200	48	1220	49	2	38-118/30
62-53-3	Aniline	ND		2500	670	27*	581	23*	14	28-112/38
120-12-7	Anthracene	ND		2500	1960	78	1850	74	6	41-114/29
103-33-3	Azobenzene	ND		2500	1590	64	1560	62	2	28-114/27
92-87-5	Benzidine	ND		5000	ND	0*	ND	0*	nc	10-156/50
56-55-3	Benzo(a)anthracene	ND		2500	2300	92	2140	86	7	40-116/31
50-32-8	Benzo(a)pyrene	ND		2500	2260	90	2220	89	2	39-112/32
205-99-2	Benzo(b)fluoranthene	ND		2500	2180	87	2200	88	1	40-117/31
191-24-2	Benzo(g,h,i)perylene	ND		2500	2320	93	2120	85	9	36-113/32
207-08-9	Benzo(k)fluoranthene	ND		2500	2260	90	2260	90	0	41-117/30
101-55-3	4-Bromophenyl phenyl ether	ND		2500	1650	66	1580	63	4	30-114/26
85-68-7	Butyl benzyl phthalate	ND		2500	2430	97	2370	95	3	27-110/28
100-51-6	Benzyl Alcohol	ND		2500	1290	52	1310	52	2	31-112/34
91-58-7	2-Chloronaphthalene	ND		2500	1050	42	1090	44	4	37-115/28
106-47-8	4-Chloroaniline	ND		2500	513	21*	352	14*	37*	29-95/34
86-74-8	Carbazole	ND		2500	2020	81	1910	76	6	40-116/30
218-01-9	Chrysene	ND		2500	2280	91	2140	86	6	40-117/31
111-91-1	bis(2-Chloroethoxy)methane	ND		2500	1010	40	993	40	2	31-99/30
111-44-4	bis(2-Chloroethyl)ether	ND		2500	931	37	938	38	1	30-106/33
108-60-1	bis(2-Chloroisopropyl)ether	ND		2500	947	38	951	38	0	24-104/32

4.3.1  
4



# Matrix Spike/Matrix Spike Duplicate Summary

**Job Number:** C17064  
**Account:** IRISECAO Iris Environmental  
**Project:** Romic Soil Investigation(Romic EPA) - 2081 Bay Road,East Palo Alto,CA

Sample	File ID	DF	Analyzed	By	Prep Date	Prep Batch	Analytical Batch
OP4270-MS	Y8979.D	1	07/23/11	MT	07/20/11	OP4270	EY428
OP4270-MSD	Y8980.D	1	07/23/11	MT	07/20/11	OP4270	EY428
C17043-20	Y8919.D	1	07/20/11	MT	07/20/11	OP4270	EY425

The QC reported here applies to the following samples:

Method: SW846 8270C

C17064-28A

CAS No.	Compound	C17043-20 ug/kg	Spike Q ug/kg	MS ug/kg	MS %	MSD ug/kg	MSD %	RPD	Limits Rec/RPD
7005-72-3	4-Chlorophenyl phenyl ether	ND	2500	1380	55	1380	55	0	30-111/26
95-50-1	1,2-Dichlorobenzene	ND	2500	881	35	867	35	2	27-111/35
541-73-1	1,3-Dichlorobenzene	ND	2500	835	33	805	32	4	25-116/36
106-46-7	1,4-Dichlorobenzene	ND	2500	850	34	866	35	2	27-120/30
121-14-2	2,4-Dinitrotoluene	ND	2500	1920	77	1770	71	8	27-114/38
606-20-2	2,6-Dinitrotoluene	ND	2500	1620	65	1510	60	7	27-114/30
91-94-1	3,3'-Dichlorobenzidine	ND	5000	3210	64	2600	52	21	24-118/31
53-70-3	Dibenzo(a,h)anthracene	ND	2500	2220	89	2090	84	6	37-115/29
132-64-9	Dibenzofuran	ND	2500	1330	53	1310	52	2	28-113/27
122-39-4	Diphenylamine	ND	2500	1800	72	1670	67	7	23-117/28
84-74-2	Di-n-butyl phthalate	ND	2500	2240	90	2190	88	2	29-115/27
117-84-0	Di-n-octyl phthalate	3930	2500	2300	-65*	2350	-63*	2	29-127/28
84-66-2	Diethyl phthalate	ND	2500	2030	81	1890	76	7	29-116/27
131-11-3	Dimethyl phthalate	ND	2500	1580	63	1500	60	5	30-110/26
117-81-7	bis(2-Ethylhexyl)phthalate	7350	2500	2480	-195* a	2370	-199* a	5	27-121/29
206-44-0	Fluoranthene	ND	2500	2240	90	2080	83	7	40-120/32
86-73-7	Fluorene	ND	2500	1480	59	1410	56	5	40-119/30
118-74-1	Hexachlorobenzene	ND	2500	1640	66	1590	64	3	28-113/27
87-68-3	Hexachlorobutadiene	ND	2500	1010	40	977	39	3	29-115/33
77-47-4	Hexachlorocyclopentadiene	ND	2500	395	16*	661	26	50*	26-114/41
67-72-1	Hexachloroethane	ND	2500	862	34	852	34	1	24-109/38
193-39-5	Indeno(1,2,3-cd)pyrene	ND	2500	2110	84	2110	84	0	37-114/33
78-59-1	Isophorone	ND	2500	965	39	946	38	2	28-117/30
90-12-0	1-Methylnaphthalene	ND	2500	968	39	1000	40	3	25-113/33
91-57-6	2-Methylnaphthalene	ND	2500	1000	40	1020	41	2	27-113/32
88-74-4	2-Nitroaniline	ND	2500	1630	65	1520	61	7	23-116/29
99-09-2	3-Nitroaniline	ND	2500	1260	50	1060	42	17	29-115/31
100-01-6	4-Nitroaniline	ND	2500	1160	46	963	39	19	29-114/31
91-20-3	Naphthalene	ND	2500	997	40	1010	40	1	24-113/32
98-95-3	Nitrobenzene	ND	2500	962	38	974	39	1	23-112/32
62-75-9	N-Nitrosodimethylamine	ND	2500	880	35	890	35	0	20-108/34
621-64-7	N-Nitroso-di-n-propylamine	ND	2500	1040	42	1100	44	6	26-127/43
85-01-8	Phenanthrene	ND	2500	1940	78	1800	72	7	41-113/32
129-00-0	Pyrene	ND	2500	2230	89	2100	84	6	45-134/33
110-86-1	Pyridine	ND	2500	651	26	629	25	3	20-78/38
120-82-1	1,2,4-Trichlorobenzene	ND	2500	899	36	898	36	0	31-122/44

4.3.1  
4

# Matrix Spike/Matrix Spike Duplicate Summary

**Job Number:** C17064  
**Account:** IRISECAO Iris Environmental  
**Project:** Romic Soil Investigation(Romic EPA) - 2081 Bay Road,East Palo Alto,CA

Sample	File ID	DF	Analyzed	By	Prep Date	Prep Batch	Analytical Batch
OP4270-MS	Y8979.D	1	07/23/11	MT	07/20/11	OP4270	EY428
OP4270-MSD	Y8980.D	1	07/23/11	MT	07/20/11	OP4270	EY428
C17043-20	Y8919.D	1	07/20/11	MT	07/20/11	OP4270	EY425

The QC reported here applies to the following samples:

Method: SW846 8270C

C17064-28A

CAS No.	Surrogate Recoveries	MS	MSD	C17043-20	Limits
367-12-4	2-Fluorophenol	39%	37%	38%	20-100%
4165-62-2	Phenol-d5	6% * b	4% * b	36%	20-100%
118-79-6	2,4,6-Tribromophenol	77%	71%	84%	30-100%
4165-60-0	Nitrobenzene-d5	39%	38%	39%	20-100%
321-60-8	2-Fluorobiphenyl	41%	42%	41%	20-106%
1718-51-0	Terphenyl-d14	90%	84%	92%	55-130%

(a) Outside control limits due to high level in sample relative to spike amount.

(b) Outside control limits due to matrix interference.

4.3.1  
4

# Matrix Spike/Matrix Spike Duplicate Summary

**Job Number:** C17064  
**Account:** IRISECAO Iris Environmental  
**Project:** Romic Soil Investigation(Romic EPA) - 2081 Bay Road,East Palo Alto,CA

Sample	File ID	DF	Analyzed	By	Prep Date	Prep Batch	Analytical Batch
OP4289-MS	Y8995.D	1	07/24/11	MT	07/23/11	OP4289	EY429
OP4289-MSD	Y8996.D	1	07/24/11	MT	07/23/11	OP4289	EY429
C17096-26	Y8994.D	1	07/24/11	MT	07/23/11	OP4289	EY429

**The QC reported here applies to the following samples:** **Method:** SW846 8270C

C17064-1, C17064-2, C17064-5, C17064-9, C17064-13, C17064-14, C17064-17, C17064-20, C17064-24, C17064-28, C17064-31

CAS No.	Compound	C17096-26 ug/kg	Spike Q ug/kg	MS ug/kg	MS %	MSD ug/kg	MSD %	RPD	Limits Rec/RPD
65-85-0	Benzoic acid	ND	4850	3050	63	3590	74	16	24-116/36
95-57-8	2-Chlorophenol	ND	2430	1930	80	1870	77	3	31-130/31
59-50-7	4-Chloro-3-methyl phenol	ND	2430	2030	84	2030	84	0	35-117/38
120-83-2	2,4-Dichlorophenol	ND	2430	1940	80	1900	78	2	40-111/30
105-67-9	2,4-Dimethylphenol	ND	2430	1850	76	1870	77	1	29-109/31
51-28-5	2,4-Dinitrophenol	ND	2430	370	15* a	520	21	34	19-117/40
534-52-1	4,6-Dinitro-o-cresol	ND	2430	410	17* a	540	22* a	28	28-119/37
95-48-7	2-Methylphenol	ND	2430	1930	80	1860	77	4	33-114/29
	3&4-Methylphenol	ND	2430	1930	80	1900	78	2	34-115/31
88-75-5	2-Nitrophenol	ND	2430	1660	68	1700	70	2	20-116/30
100-02-7	4-Nitrophenol	ND	2430	2270	94	2360	97	4	6-114/56
87-86-5	Pentachlorophenol	ND	2430	2520	104	2560	105	2	10-115/39
108-95-2	Phenol	ND	2430	1970	81	1950	80	1	28-122/38
95-95-4	2,4,5-Trichlorophenol	ND	2430	2010	83	2050	84	2	30-111/28
88-06-2	2,4,6-Trichlorophenol	ND	2430	2030	84	2030	84	0	30-110/27
83-32-9	Acenaphthene	ND	2430	1840	76	1840	76	0	34-129/31
208-96-8	Acenaphthylene	ND	2430	1990	82	1970	81	1	38-118/30
62-53-3	Aniline	ND	2430	1610	66	1550	64	4	28-112/38
120-12-7	Anthracene	ND	2430	2190	90	2160	89	1	41-114/29
103-33-3	Azobenzene	ND	2430	2080	86	2110	87	1	28-114/27
92-87-5	Benzidine	ND	4850	1860	38	2180	45	16	10-156/50
56-55-3	Benzo(a)anthracene	ND	2430	2340	96	2270	94	3	40-116/31
50-32-8	Benzo(a)pyrene	ND	2430	2320	96	2290	94	1	39-112/32
205-99-2	Benzo(b)fluoranthene	ND	2430	2320	96	2280	94	2	40-117/31
191-24-2	Benzo(g,h,i)perylene	ND	2430	2050	84	2070	85	1	36-113/32
207-08-9	Benzo(k)fluoranthene	ND	2430	2500	103	2520	104	1	41-117/30
101-55-3	4-Bromophenyl phenyl ether	ND	2430	2060	85	2050	84	0	30-114/26
85-68-7	Butyl benzyl phthalate	ND	2430	2720	112* b	2650	109	3	27-110/28
100-51-6	Benzyl Alcohol	ND	2430	2380	98	2330	96	2	31-112/34
91-58-7	2-Chloronaphthalene	ND	2430	1900	78	1910	79	1	37-115/28
106-47-8	4-Chloroaniline	ND	2430	1630	67	1610	66	1	29-95/34
86-74-8	Carbazole	ND	2430	2270	94	2200	91	3	40-116/30
218-01-9	Chrysene	ND	2430	2320	96	2260	93	3	40-117/31
111-91-1	bis(2-Chloroethoxy)methane	ND	2430	1940	80	1940	80	0	31-99/30
111-44-4	bis(2-Chloroethyl)ether	ND	2430	1830	75	1800	74	2	30-106/33
108-60-1	bis(2-Chloroisopropyl)ether	ND	2430	1910	79	1830	75	4	24-104/32

4.3.2  
4

# Matrix Spike/Matrix Spike Duplicate Summary

**Job Number:** C17064  
**Account:** IRISECAO Iris Environmental  
**Project:** Romic Soil Investigation(Romic EPA) - 2081 Bay Road,East Palo Alto,CA

Sample	File ID	DF	Analyzed	By	Prep Date	Prep Batch	Analytical Batch
OP4289-MS	Y8995.D	1	07/24/11	MT	07/23/11	OP4289	EY429
OP4289-MSD	Y8996.D	1	07/24/11	MT	07/23/11	OP4289	EY429
C17096-26	Y8994.D	1	07/24/11	MT	07/23/11	OP4289	EY429

The QC reported here applies to the following samples:

Method: SW846 8270C

C17064-1, C17064-2, C17064-5, C17064-9, C17064-13, C17064-14, C17064-17, C17064-20, C17064-24, C17064-28, C17064-31

CAS No.	Compound	C17096-26 ug/kg	Spike Q ug/kg	MS ug/kg	MS %	MSD ug/kg	MSD %	RPD	Limits Rec/RPD
7005-72-3	4-Chlorophenyl phenyl ether	ND	2430	1990	82	1980	82	1	30-111/26
95-50-1	1,2-Dichlorobenzene	ND	2430	1800	74	1730	71	4	27-111/35
541-73-1	1,3-Dichlorobenzene	ND	2430	1720	71	1620	67	6	25-116/36
106-46-7	1,4-Dichlorobenzene	ND	2430	1770	73	1690	70	5	27-120/30
121-14-2	2,4-Dinitrotoluene	ND	2430	2070	85	2040	84	1	27-114/38
606-20-2	2,6-Dinitrotoluene	ND	2430	2010	83	2030	84	1	27-114/30
91-94-1	3,3'-Dichlorobenzidine	ND	4850	4570	94	4490	92	2	24-118/31
53-70-3	Dibenzo(a,h)anthracene	ND	2430	2030	84	2010	83	1	37-115/29
132-64-9	Dibenzofuran	ND	2430	1980	82	2010	83	2	28-113/27
122-39-4	Diphenylamine	ND	2430	2080	86	2100	87	1	23-117/28
84-74-2	Di-n-butyl phthalate	ND	2430	2370	98	2340	96	1	29-115/27
117-84-0	Di-n-octyl phthalate	ND	2430	2690	111	2640	109	2	29-127/28
84-66-2	Diethyl phthalate	ND	2430	2170	89	2180	90	0	29-116/27
131-11-3	Dimethyl phthalate	ND	2430	2030	84	2050	84	1	30-110/26
117-81-7	bis(2-Ethylhexyl)phthalate	ND	2430	2520	104	2410	99	4	27-121/29
206-44-0	Fluoranthene	ND	2430	2250	93	2210	91	2	40-120/32
86-73-7	Fluorene	ND	2430	2020	83	2010	83	0	40-119/30
118-74-1	Hexachlorobenzene	ND	2430	2000	82	1980	82	1	28-113/27
87-68-3	Hexachlorobutadiene	ND	2430	2060	85	2040	84	1	29-115/33
77-47-4	Hexachlorocyclopentadiene	ND	2430	684	28	492	20* a	33	26-114/41
67-72-1	Hexachloroethane	ND	2430	1740	72	1630	67	7	24-109/38
193-39-5	Indeno(1,2,3-cd)pyrene	ND	2430	1960	81	1980	82	1	37-114/33
78-59-1	Isophorone	ND	2430	1830	75	1840	76	1	28-117/30
90-12-0	1-Methylnaphthalene	ND	2430	1810	75	1830	75	1	25-113/33
91-57-6	2-Methylnaphthalene	ND	2430	1930	80	1890	78	2	27-113/32
88-74-4	2-Nitroaniline	ND	2430	2080	86	2090	86	0	23-116/29
99-09-2	3-Nitroaniline	ND	2430	1790	74	1760	73	2	29-115/31
100-01-6	4-Nitroaniline	ND	2430	2020	83	2070	85	2	29-114/31
91-20-3	Naphthalene	ND	2430	1900	78	1890	78	1	24-113/32
98-95-3	Nitrobenzene	ND	2430	1930	80	1840	76	5	23-112/32
62-75-9	N-Nitrosodimethylamine	ND	2430	1600	67	1600	65	3	20-108/34
621-64-7	N-Nitroso-di-n-propylamine	ND	2430	1890	78	1860	77	2	26-127/43
85-01-8	Phenanthrene	ND	2430	2160	89	2110	87	2	41-113/32
129-00-0	Pyrene	ND	2430	2640	109	2510	103	5	45-134/33
110-86-1	Pyridine	ND	2430	1180	49	1140	47	3	20-78/38
120-82-1	1,2,4-Trichlorobenzene	ND	2430	1790	74	1740	72	3	31-122/44

4.3.2  
4

# Matrix Spike/Matrix Spike Duplicate Summary

**Job Number:** C17064  
**Account:** IRISECAO Iris Environmental  
**Project:** Romic Soil Investigation(Romic EPA) - 2081 Bay Road,East Palo Alto,CA

Sample	File ID	DF	Analyzed	By	Prep Date	Prep Batch	Analytical Batch
OP4289-MS	Y8995.D	1	07/24/11	MT	07/23/11	OP4289	EY429
OP4289-MSD	Y8996.D	1	07/24/11	MT	07/23/11	OP4289	EY429
C17096-26	Y8994.D	1	07/24/11	MT	07/23/11	OP4289	EY429

**The QC reported here applies to the following samples:** **Method:** SW846 8270C

C17064-1, C17064-2, C17064-5, C17064-9, C17064-13, C17064-14, C17064-17, C17064-20, C17064-24, C17064-28, C17064-31

CAS No.	Surrogate Recoveries	MS	MSD	C17096-26	Limits
367-12-4	2-Fluorophenol	78%	75%	67%	20-100%
4165-62-2	Phenol-d5	79%	77%	68%	20-100%
118-79-6	2,4,6-Tribromophenol	87%	86%	78%	30-100%
4165-60-0	Nitrobenzene-d5	78%	76%	67%	20-100%
321-60-8	2-Fluorobiphenyl	77%	76%	67%	20-106%
1718-51-0	Terphenyl-d14	104%	100%	91%	55-130%

- (a) Outside control limits due to matrix interference.
- (b) Outside laboratory control limits (high bias).

4.3.2  
4

## GC Volatiles

---

5

## QC Data Summaries

---

Includes the following where applicable:

- Method Blank Summaries
- Blank Spike Summaries
- Matrix Spike and Duplicate Summaries

## Method Blank Summary

**Job Number:** C17064  
**Account:** IRISECAO Iris Environmental  
**Project:** Romic Soil Investigation(Romic EPA) - 2081 Bay Road,East Palo Alto,CA

Sample	File ID	DF	Analyzed	By	Prep Date	Prep Batch	Analytical Batch
GJK888-MB	JK21519.D	1	08/02/11	TT	n/a	n/a	GJK888

The QC reported here applies to the following samples:

Method: SW846 8015B

C17064-1, C17064-2, C17064-5, C17064-9, C17064-13, C17064-14, C17064-17, C17064-20, C17064-24, C17064-28, C17064-31, C17064-28A

CAS No.	Compound	Result	RL	MDL	Units	Q
	TPH-GRO (C6-C10)	ND	0.10	0.050	mg/kg	

CAS No.	Surrogate Recoveries	Limits
98-08-8	aaa-Trifluorotoluene	88% 60-157%

# Blank Spike/Blank Spike Duplicate Summary

**Job Number:** C17064  
**Account:** IRISECAO Iris Environmental  
**Project:** Romic Soil Investigation(Romic EPA) - 2081 Bay Road,East Palo Alto,CA

Sample	File ID	DF	Analyzed	By	Prep Date	Prep Batch	Analytical Batch
GJK888-BS	JK21517.D	1	08/01/11	TT	n/a	n/a	GJK888
GJK888-BSD	JK21518.D	1	08/02/11	TT	n/a	n/a	GJK888

**The QC reported here applies to the following samples:** **Method:** SW846 8015B

C17064-1, C17064-2, C17064-5, C17064-9, C17064-13, C17064-14, C17064-17, C17064-20, C17064-24, C17064-28, C17064-31, C17064-28A

CAS No.	Compound	Spike mg/kg	BSP mg/kg	BSP %	BSD mg/kg	BSD %	RPD	Limits Rec/RPD
	TPH-GRO (C6-C10)	0.5	0.496	99	0.492	98	1	65-135/30

CAS No.	Surrogate Recoveries	BSP	BSD	Limits
98-08-8	aaa-Trifluorotoluene	113%	115%	60-157%

5.2.1  
5



# Matrix Spike/Matrix Spike Duplicate Summary

**Job Number:** C17064  
**Account:** IRISECAO Iris Environmental  
**Project:** Romic Soil Investigation(Romic EPA) - 2081 Bay Road,East Palo Alto,CA

Sample	File ID	DF	Analyzed	By	Prep Date	Prep Batch	Analytical Batch
C17064-1MS	JK21528.D	1	08/02/11	TT	n/a	n/a	GJK888
C17064-1MSD	JK21529.D	1	08/02/11	TT	n/a	n/a	GJK888
C17064-1	JK21520.D	1	08/02/11	TT	n/a	n/a	GJK888

**The QC reported here applies to the following samples:** **Method:** SW846 8015B

C17064-1, C17064-2, C17064-5, C17064-9, C17064-13, C17064-14, C17064-17, C17064-20, C17064-24, C17064-28, C17064-31, C17064-28A

CAS No.	Compound	C17064-1 mg/kg	Spike mg/kg	MS mg/kg	MS %	MSD mg/kg	MSD %	RPD	Limits Rec/RPD
	TPH-GRO (C6-C10)	ND	0.485	0.480	99	0.520	106	8	65-135/25

CAS No.	Surrogate Recoveries	MS	MSD	C17064-1	Limits
98-08-8	aaa-Trifluorotoluene	117%	117%	86%	60-157%

5.3.1  
5

## GC Semi-volatiles

---

### QC Data Summaries

---

Includes the following where applicable:

- Method Blank Summaries
- Blank Spike Summaries
- Matrix Spike and Duplicate Summaries

# Method Blank Summary

**Job Number:** C17064  
**Account:** IRISECAO Iris Environmental  
**Project:** Romic Soil Investigation(Romic EPA) - 2081 Bay Road,East Palo Alto,CA

Sample	File ID	DF	Analyzed	By	Prep Date	Prep Batch	Analytical Batch
OP4280-MB	OO22810.D	1	07/27/11	RV	07/22/11	OP4280	G00729

**The QC reported here applies to the following samples:** **Method:** SW846 8081A

C17064-1, C17064-2, C17064-5, C17064-9, C17064-13, C17064-14, C17064-17, C17064-20, C17064-24, C17064-28, C17064-31, C17064-28A

CAS No.	Compound	Result	RL	MDL	Units	Q
309-00-2	Aldrin	ND	25	10	ug/kg	
319-84-6	alpha-BHC	ND	25	11	ug/kg	
319-85-7	beta-BHC	ND	25	3.5	ug/kg	
319-86-8	delta-BHC	ND	25	3.5	ug/kg	
58-89-9	gamma-BHC (Lindane)	ND	25	7.5	ug/kg	
12789-03-6	Chlordane	ND	100	100	ug/kg	
60-57-1	Dieldrin	ND	25	3.0	ug/kg	
72-54-8	4,4' -DDD	ND	25	3.5	ug/kg	
72-55-9	4,4' -DDE	ND	25	3.0	ug/kg	
50-29-3	4,4' -DDT	ND	25	3.0	ug/kg	
72-20-8	Endrin	ND	25	3.0	ug/kg	
7421-93-4	Endrin aldehyde	ND	25	6.0	ug/kg	
959-98-8	Endosulfan-I	ND	25	3.5	ug/kg	
33213-65-9	Endosulfan-II	ND	25	3.5	ug/kg	
1031-07-8	Endosulfan sulfate	ND	25	8.0	ug/kg	
76-44-8	Heptachlor	ND	25	6.0	ug/kg	
1024-57-3	Heptachlor epoxide	ND	25	4.0	ug/kg	
72-43-5	Methoxychlor	ND	25	3.5	ug/kg	
8001-35-2	Toxaphene	ND	100	100	ug/kg	

CAS No.	Surrogate Recoveries	Limits	
877-09-8	Tetrachloro-m-xylene	66%	35-132%
877-09-8	Tetrachloro-m-xylene	71%	35-132%
2051-24-3	Decachlorobiphenyl	83%	35-132%
2051-24-3	Decachlorobiphenyl	103%	35-132%

## Method Blank Summary

**Job Number:** C17064  
**Account:** IRISECAO Iris Environmental  
**Project:** Romic Soil Investigation(Romic EPA) - 2081 Bay Road,East Palo Alto,CA

Sample	File ID	DF	Analyzed	By	Prep Date	Prep Batch	Analytical Batch
OP4281-MB	PP20324.D	1	07/22/11	RV	07/22/11	OP4281	GPP689

The QC reported here applies to the following samples: **Method:** SW846 8082

C17064-1, C17064-2, C17064-5, C17064-9, C17064-13, C17064-14, C17064-17, C17064-20, C17064-24, C17064-28, C17064-31, C17064-28A

CAS No.	Compound	Result	RL	MDL	Units	Q
12674-11-2	Aroclor 1016	ND	100	17	ug/kg	
11104-28-2	Aroclor 1221	ND	100	50	ug/kg	
11141-16-5	Aroclor 1232	ND	100	50	ug/kg	
53469-21-9	Aroclor 1242	ND	100	50	ug/kg	
12672-29-6	Aroclor 1248	ND	100	50	ug/kg	
11097-69-1	Aroclor 1254	ND	100	50	ug/kg	
11096-82-5	Aroclor 1260	ND	100	20	ug/kg	

CAS No.	Surrogate Recoveries	Results	Limits
877-09-8	Tetrachloro-m-xylene	70%	45-108%
877-09-8	Tetrachloro-m-xylene	73%	45-108%
2051-24-3	Decachlorobiphenyl	91%	54-121%
2051-24-3	Decachlorobiphenyl	81%	54-121%

## Method Blank Summary

**Job Number:** C17064  
**Account:** IRISECAO Iris Environmental  
**Project:** Romic Soil Investigation(Romic EPA) - 2081 Bay Road,East Palo Alto,CA

Sample	File ID	DF	Analyzed	By	Prep Date	Prep Batch	Analytical Batch
OP4276-MB	HH15369.D	1	07/23/11	JH	07/21/11	OP4276	GHH527

**The QC reported here applies to the following samples:** **Method:** SW846 8015B M

C17064-1, C17064-2, C17064-5, C17064-9, C17064-13, C17064-14, C17064-17, C17064-20, C17064-24, C17064-28, C17064-31

CAS No.	Compound	Result	RL	MDL	Units	Q
	TPH (C10-C28)	ND	10	5.0	mg/kg	
	TPH (> C28-C40)	ND	20	10	mg/kg	

CAS No.	Surrogate Recoveries	Limits
630-01-3	Hexacosane	60% 45-140%

## Method Blank Summary

**Job Number:** C17064  
**Account:** IRISECAO Iris Environmental  
**Project:** Romic Soil Investigation(Romic EPA) - 2081 Bay Road,East Palo Alto,CA

Sample	File ID	DF	Analyzed	By	Prep Date	Prep Batch	Analytical Batch
OP4309-MB	GG27185.D	1	07/27/11	JH	07/26/11	OP4309	GGG730

The QC reported here applies to the following samples:

Method: SW846 8015B M

C17064-28A

CAS No.	Compound	Result	RL	MDL	Units	Q
	TPH (C10-C28)	ND	10	5.0	mg/kg	
	TPH (> C28-C40)	ND	20	10	mg/kg	

CAS No.	Surrogate Recoveries	Limits
630-01-3	Hexacosane	77% 45-140%

# Blank Spike/Blank Spike Duplicate Summary

**Job Number:** C17064  
**Account:** IRISECAO Iris Environmental  
**Project:** Romic Soil Investigation(Romic EPA) - 2081 Bay Road,East Palo Alto,CA

Sample	File ID	DF	Analyzed	By	Prep Date	Prep Batch	Analytical Batch
OP4280-BS	OO22808.D	1	07/27/11	RV	07/22/11	OP4280	GOO729
OP4280-BSD	OO22809.D	1	07/27/11	RV	07/22/11	OP4280	GOO729

**The QC reported here applies to the following samples:** **Method:** SW846 8081A

C17064-1, C17064-2, C17064-5, C17064-9, C17064-13, C17064-14, C17064-17, C17064-20, C17064-24, C17064-28, C17064-31, C17064-28A

CAS No.	Compound	Spike ug/kg	BSP ug/kg	BSP %	BSD ug/kg	BSD %	RPD	Limits Rec/RPD
309-00-2	Aldrin	100	71.2	71	70.2	70	1	40-140/30
319-84-6	alpha-BHC	100	74.8	75	73.4	73	2	40-140/30
319-85-7	beta-BHC	100	77.9	78	76.8	77	1	40-140/30
319-86-8	delta-BHC	100	87.6	88	87.1	87	1	40-140/30
58-89-9	gamma-BHC (Lindane)	100	76.1	76	75.0	75	1	40-140/30
60-57-1	Dieldrin	100	81.0	81	79.0	79	3	40-145/30
72-54-8	4,4'-DDD	100	93.6	94	91.6	92	2	40-140/30
72-55-9	4,4'-DDE	100	80.4	80	79.1	79	2	40-140/30
50-29-3	4,4'-DDT	100	86.9	87	85.8	86	1	40-140/30
72-20-8	Endrin	100	84.5	85	82.0	82	3	40-140/30
7421-93-4	Endrin aldehyde	100	96.2	96	94.5	95	2	40-140/30
959-98-8	Endosulfan-I	100	84.3	84	83.2	83	1	40-140/30
33213-65-9	Endosulfan-II	100	101	101	94.6	95	7	40-140/30
1031-07-8	Endosulfan sulfate	100	104	104	104	104	0	40-140/30
76-44-8	Heptachlor	100	79.3	79	78.2	78	1	40-140/30
1024-57-3	Heptachlor epoxide	100	80.3	80	79.5	80	1	40-140/30
72-43-5	Methoxychlor	100	102	102	94.1	94	8	40-140/30

CAS No.	Surrogate Recoveries	BSP	BSD	Limits
877-09-8	Tetrachloro-m-xylene	66%	64%	35-132%
877-09-8	Tetrachloro-m-xylene	68%	69%	35-132%
2051-24-3	Decachlorobiphenyl	83%	83%	35-132%
2051-24-3	Decachlorobiphenyl	102%	102%	35-132%

# Blank Spike/Blank Spike Duplicate Summary

**Job Number:** C17064  
**Account:** IRISECAO Iris Environmental  
**Project:** Romic Soil Investigation(Romic EPA) - 2081 Bay Road,East Palo Alto,CA

Sample	File ID	DF	Analyzed	By	Prep Date	Prep Batch	Analytical Batch
OP4281-BS	PP20315.D	1	07/22/11	RV	07/22/11	OP4281	GPP689
OP4281-BSD	PP20316.D	1	07/22/11	RV	07/22/11	OP4281	GPP689

The QC reported here applies to the following samples: Method: SW846 8082

C17064-1, C17064-2, C17064-5, C17064-9, C17064-13, C17064-14, C17064-17, C17064-20, C17064-24, C17064-28, C17064-31, C17064-28A

CAS No.	Compound	Spike ug/kg	BSP ug/kg	BSP %	BSD ug/kg	BSD %	RPD	Limits Rec/RPD
12674-11-2	Aroclor 1016	400	294	74	297	74	1	40-145/30
11096-82-5	Aroclor 1260	400	344	86	352	88	2	40-145/30

CAS No.	Surrogate Recoveries	BSP	BSD	Limits
877-09-8	Tetrachloro-m-xylene	73%	75%	45-108%
877-09-8	Tetrachloro-m-xylene	78%	79%	45-108%
2051-24-3	Decachlorobiphenyl	92%	95%	54-121%
2051-24-3	Decachlorobiphenyl	87%	89%	54-121%



# Blank Spike/Blank Spike Duplicate Summary

**Job Number:** C17064  
**Account:** IRISECAO Iris Environmental  
**Project:** Romic Soil Investigation(Romic EPA) - 2081 Bay Road,East Palo Alto,CA

Sample	File ID	DF	Analyzed	By	Prep Date	Prep Batch	Analytical Batch
OP4276-BS	HH15370.D	1	07/23/11	JH	07/21/11	OP4276	GHH527
OP4276-BSD	HH15371.D	1	07/23/11	JH	07/21/11	OP4276	GHH527

The QC reported here applies to the following samples: Method: SW846 8015B M

C17064-1, C17064-2, C17064-5, C17064-9, C17064-13, C17064-14, C17064-17, C17064-20, C17064-24, C17064-28, C17064-31

CAS No.	Compound	Spike mg/kg	BSP mg/kg	BSP %	BSD mg/kg	BSD %	RPD	Limits Rec/RPD
	TPH (C10-C28)	100	72.3	72	66.2	66	9	45-140/30
	TPH (> C28-C40)	100	70.2	70	62.5	63	12	45-140/30

CAS No.	Surrogate Recoveries	BSP	BSD	Limits
630-01-3	Hexacosane	75%	65%	45-140%

6.2.3  
6

# Blank Spike/Blank Spike Duplicate Summary

**Job Number:** C17064  
**Account:** IRISECAO Iris Environmental  
**Project:** Romic Soil Investigation(Romic EPA) - 2081 Bay Road,East Palo Alto,CA

Sample	File ID	DF	Analyzed	By	Prep Date	Prep Batch	Analytical Batch
OP4309-BS	GG27186.D	1	07/27/11	JH	07/26/11	OP4309	GGG730
OP4309-BSD	GG27187.D	1	07/27/11	JH	07/26/11	OP4309	GGG730

The QC reported here applies to the following samples: Method: SW846 8015B M

C17064-28A

CAS No.	Compound	Spike mg/kg	BSP mg/kg	BSP %	BSD mg/kg	BSD %	RPD	Limits Rec/RPD
	TPH (C10-C28)	100	65.1	65	65.3	65	0	45-140/30
	TPH (> C28-C40)	100	63.8	64	63.6	64	0	45-140/30

CAS No.	Surrogate Recoveries	BSP	BSD	Limits
630-01-3	Hexacosane	76%	74%	45-140%

6.2.4  
6

# Blank Spike/Blank Spike Duplicate Summary

**Job Number:** C17064  
**Account:** IRISECAO Iris Environmental  
**Project:** Romic Soil Investigation(Romic EPA) - 2081 Bay Road,East Palo Alto,CA

Sample	File ID	DF	Analyzed	By	Prep Date	Prep Batch	Analytical Batch
OP4309-BS	GG27186.D	1	07/27/11	JH	07/26/11	OP4309	GGG730
OP4309-BSD	HH15676.D	1	07/29/11	JH	07/26/11	OP4309	GHH532

The QC reported here applies to the following samples: Method: SW846 8015B M

C17064-28A

CAS No.	Compound	Spike mg/kg	BSP mg/kg	BSP %	BSD mg/kg	BSD %	RPD	Limits Rec/RPD
	TPH (C10-C28)	100	65.1	65	67.6	68	2	45-140/30
	TPH (> C28-C40)	100	63.8	64	69.1	69	3	45-140/30

CAS No.	Surrogate Recoveries	BSP	BSD	Limits
630-01-3	Hexacosane	76%	71%	45-140%

6.2.5  
6

# Matrix Spike/Matrix Spike Duplicate Summary

**Job Number:** C17064  
**Account:** IRISECAO Iris Environmental  
**Project:** Romic Soil Investigation(Romic EPA) - 2081 Bay Road,East Palo Alto,CA

Sample	File ID	DF	Analyzed	By	Prep Date	Prep Batch	Analytical Batch
OP4280-MS <sup>a</sup>	OO22818.D	20	07/28/11	RV	07/22/11	OP4280	G00729
OP4280-MSD <sup>a</sup>	OO22819.D	20	07/28/11	RV	07/22/11	OP4280	G00729
C17064-24 <sup>a</sup>	OO22817.D	20	07/28/11	RV	07/22/11	OP4280	G00729

**The QC reported here applies to the following samples:** **Method:** SW846 8081A

C17064-1, C17064-2, C17064-5, C17064-9, C17064-13, C17064-14, C17064-17, C17064-20, C17064-24, C17064-28, C17064-31, C17064-28A

CAS No.	Compound	C17064-24 ug/kg	Spike Q	ug/kg	MS ug/kg	MS %	MSD ug/kg	MSD %	RPD	Limits Rec/RPD
309-00-2	Aldrin	ND	100	120	124	120	118	5		40-140/40
319-84-6	alpha-BHC	ND	100	40	40	35	35* <sup>b</sup>	15		40-140/40
319-85-7	beta-BHC	ND	100	166	166* <sup>b</sup>	157	157* <sup>b</sup>	6		40-140/40
319-86-8	delta-BHC	ND	100	109	109	108	108	1		40-140/40
58-89-9	gamma-BHC (Lindane)	ND	100	59	59	60	60	2		40-140/40
60-57-1	Dieldrin	ND	100	81.4	81	86.7	87	6		40-145/40
72-54-8	4,4'-DDD	ND	100	80.1	80	77.5	78	3		40-140/40
72-55-9	4,4'-DDE	ND	100	89.3	89	85.7	86	4		40-140/40
50-29-3	4,4'-DDT	ND	100	121	121	115	115	5		40-140/40
72-20-8	Endrin	ND	100	109	109	108	108	1		40-145/40
7421-93-4	Endrin aldehyde	ND	100	403	403* <sup>b</sup>	383	383* <sup>b</sup>	5		40-140/40
959-98-8	Endosulfan-I	ND	100	205	205* <sup>b</sup>	200	200* <sup>b</sup>	2		40-140/40
33213-65-9	Endosulfan-II	ND	100	176	176* <sup>b</sup>	173	173* <sup>b</sup>	2		40-140/40
1031-07-8	Endosulfan sulfate	ND	100	84	84	86	86	2		40-140/40
76-44-8	Heptachlor	ND	100	301	301* <sup>b</sup>	282	282* <sup>b</sup>	7		40-140/40
1024-57-3	Heptachlor epoxide	ND	100	174	174* <sup>b</sup>	178	178* <sup>b</sup>	2		40-140/40
72-43-5	Methoxychlor	ND	100	145	145* <sup>b</sup>	153	153* <sup>b</sup>	5		40-140/40

CAS No.	Surrogate Recoveries	MS	MSD	C17064-24	Limits
877-09-8	Tetrachloro-m-xylene	53%	48%	53%	35-132%
877-09-8	Tetrachloro-m-xylene	81%	69%	76%	35-132%
2051-24-3	Decachlorobiphenyl	102%	91%	93%	35-132%
2051-24-3	Decachlorobiphenyl	108%	101%	114%	35-132%

(a) Reporting limits raised due to high concentration of PCB (Aroclor 1260) and non-target Hydrocarbons.  
 (b) Outside control limits due to the presence of other Aroclors.

# Matrix Spike/Matrix Spike Duplicate Summary

**Job Number:** C17064  
**Account:** IRISECAO Iris Environmental  
**Project:** Romic Soil Investigation(Romic EPA) - 2081 Bay Road,East Palo Alto,CA

Sample	File ID	DF	Analyzed	By	Prep Date	Prep Batch	Analytical Batch
OP4281-MS	PP20381.D	10	07/24/11	RV	07/22/11	OP4281	GPP690
OP4281-MSD	PP20382.D	10	07/24/11	RV	07/22/11	OP4281	GPP690
C17064-24	PP20319.D	1	07/22/11	RV	07/22/11	OP4281	GPP689
C17064-24	PP20380.D	10	07/24/11	RV	07/22/11	OP4281	GPP690

The QC reported here applies to the following samples: Method: SW846 8082

C17064-1, C17064-2, C17064-5, C17064-9, C17064-13, C17064-14, C17064-17, C17064-20, C17064-24, C17064-28, C17064-31, C17064-28A

CAS No.	Compound	C17064-24 ug/kg	Spike Q ug/kg	MS ug/kg	MS %	MSD ug/kg	MSD %	RPD	Limits Rec/RPD
12674-11-2	Aroclor 1016	ND	400	2620	655* a	2100	525* a	22	40-145/40
11096-82-5	Aroclor 1260	ND	400	565	141	558	140	1	40-145/40

CAS No.	Surrogate Recoveries	MS	MSD	C17064-24	C17064-24	Limits
877-09-8	Tetrachloro-m-xylene	68%	66%	81%	80%	45-108%
877-09-8	Tetrachloro-m-xylene	52%	62%	49%	65%	45-108%
2051-24-3	Decachlorobiphenyl	75%	91%	89%	72%	54-121%
2051-24-3	Decachlorobiphenyl	65%	74%	73%	63%	54-121%

(a) Outside control limits due to the presence of other Aroclors.

# Matrix Spike/Matrix Spike Duplicate Summary

**Job Number:** C17064  
**Account:** IRISECAO Iris Environmental  
**Project:** Romic Soil Investigation(Romic EPA) - 2081 Bay Road,East Palo Alto,CA

Sample	File ID	DF	Analyzed	By	Prep Date	Prep Batch	Analytical Batch
OP4276-MS	HH15725.D	3	07/30/11	JH	07/21/11	OP4276	GHH532
OP4276-MSD	HH15726.D	3	07/30/11	JH	07/21/11	OP4276	GHH532
C17064-24	GG27118.D	3	07/26/11	JH	07/21/11	OP4276	GGG728

The QC reported here applies to the following samples: Method: SW846 8015B M

C17064-1, C17064-2, C17064-5, C17064-9, C17064-13, C17064-14, C17064-17, C17064-20, C17064-24, C17064-28, C17064-31

CAS No.	Compound	C17064-24 mg/kg	Spike Q mg/kg	MS mg/kg	MS %	MSD mg/kg	MSD %	RPD	Limits Rec/RPD
	TPH (C10-C28)	356	100	393	37* a	440	84	11	45-140/30
	TPH (> C28-C40)	137	100	216	79	244	107	12	45-140/30

CAS No.	Surrogate Recoveries	MS	MSD	C17064-24	Limits
630-01-3	Hexacosane	69%	76%	75%	45-140%

(a) Outside control limits due to high level in sample relative to spike amount.

6.3.3  
6

# Matrix Spike/Matrix Spike Duplicate Summary

**Job Number:** C17064  
**Account:** IRISECAO Iris Environmental  
**Project:** Romic Soil Investigation(Romic EPA) - 2081 Bay Road,East Palo Alto,CA

Sample	File ID	DF	Analyzed	By	Prep Date	Prep Batch	Analytical Batch
OP4309-MS	GG27213.D	1	07/27/11	JH	07/26/11	OP4309	GGG730
OP4309-MSD	GG27214.D	1	07/28/11	JH	07/26/11	OP4309	GGG730
C17127-35	GG27210.D	1	07/27/11	JH	07/26/11	OP4309	GGG730

The QC reported here applies to the following samples:

Method: SW846 8015B M

C17064-28A

CAS No.	Compound	C17127-35 mg/kg	Spike Q	mg/kg	MS mg/kg	MS %	MSD mg/kg	MSD %	RPD	Limits Rec/RPD
	TPH (C10-C28)	ND	99	48.1	49	49.6	50	3		45-140/30
	TPH (> C28-C40)	ND	99	46.4	47	46.5	47	0		45-140/30

CAS No.	Surrogate Recoveries	MS	MSD	C17127-35	Limits
630-01-3	Hexacosane	49%	49%	55%	45-140%

6.3.4  
6

## Metals Analysis

---

## QC Data Summaries

---

Includes the following where applicable:

- Method Blank Summaries
- Matrix Spike and Duplicate Summaries
- Blank Spike and Lab Control Sample Summaries
- Serial Dilution Summaries



BLANK RESULTS SUMMARY  
Part 2 - Method Blanks

Login Number: C17064  
Account: IRISECAO - Iris Environmental  
Project: Romic Soil Investigation(Romic EPA) - 2081 Bay Road,East Palo Alto,CA

QC Batch ID: MP3746  
Matrix Type: SOLID

Methods: SW846 6010B  
Units: mg/kg

Prep Date: 07/21/11

Metal	RL	IDL	MDL	MB raw	final
Aluminum	20	1.3	.54		
Antimony	2.0	.07	.087	0.20	<2.0
Arsenic	2.0	.07	.07	-0.61	<2.0
Barium	20	.03	.035	0.66	<20
Beryllium	1.0	.01	.012	0.020	<1.0
Boron	10	.09	.2		
Cadmium	1.0	.02	.015	0.0	<1.0
Calcium	500	.71	1.3		
Chromium	1.0	.03	.024	0.15	<1.0
Cobalt	1.0	.02	.022	0.030	<1.0
Copper	2.5	.12	.19	0.42	<2.5
Iron	20	.25	1.4		
Lead	2.0	.07	.054	0.16	<2.0
Lithium		.12			
Magnesium	500	1.1	1.1		
Manganese	1.5	.01	.054		
Molybdenum	2.0	.02	.024	-0.10	<2.0
Nickel	1.0	.02	.024	0.19	<1.0
Potassium	1000	1.8	1.3		
Selenium	2.0	.18	.23	0.36	<2.0
Silicon		.12			
Silver	1.0	.03	.044	-0.080	<1.0
Sodium	1000	.79	1.2		
Strontium	1.0	.02	.017		
Thallium	2.0	.05	.073	0.030	<2.0
Tin	50	.02	.16		
Titanium	1.0	.02	.071		
Vanadium	1.0	.03	.018	0.080	<1.0
Zinc	4.0	.03	.098	2.8	<4.0

Associated samples MP3746: C17064-1, C17064-2, C17064-5, C17064-9, C17064-13, C17064-14, C17064-17, C17064-20, C17064-24, C17064-28, C17064-31

Results < IDL are shown as zero for calculation purposes  
(\* ) Outside of QC limits  
(anr) Analyte not requested

MATRIX SPIKE AND DUPLICATE RESULTS SUMMARY

Login Number: C17064  
 Account: IRISECAO - Iris Environmental  
 Project: Romic Soil Investigation(Romic EPA) - 2081 Bay Road,East Palo Alto,CA

QC Batch ID: MP3746  
 Matrix Type: SOLID

Methods: SW846 6010B  
 Units: mg/kg

Prep Date: 07/21/11

Metal	C17064-1 Original MS	Spikelot MPIR4A	% Rec	QC Limits
Aluminum				
Antimony	0.0	23.9	46.3	51.6N(a) 75-125
Arsenic	0.0	42.5	46.3	91.8 75-125
Barium	20.7	59.4	46.3	83.6 75-125
Beryllium	0.19	46.1	46.3	99.2 75-125
Boron				
Cadmium	0.17	39.9	46.3	85.8 75-125
Calcium				
Chromium	4.1	49.4	46.3	97.8 75-125
Cobalt	0.68	47.1	46.3	100.3 75-125
Copper	1.2	42.8	46.3	89.9 75-125
Iron				
Lead	1.5	44.8	46.3	93.5 75-125
Lithium				
Magnesium				
Manganese				
Molybdenum	0.0	44.8	46.3	96.8 75-125
Nickel	2.5	47.2	46.3	96.6 75-125
Potassium				
Selenium	0.0	43.4	46.3	93.7 75-125
Silicon				
Silver	0.0	44.0	46.3	95.0 75-125
Sodium				
Strontium				
Thallium	0.0	41.1	46.3	88.8 75-125
Tin				
Titanium				
Vanadium	4.7	50.0	46.3	97.8 75-125
Zinc	6.8	50.2	46.3	93.7 75-125

Associated samples MP3746: C17064-1, C17064-2, C17064-5, C17064-9, C17064-13, C17064-14, C17064-17, C17064-20, C17064-24, C17064-28, C17064-31

Results < IDL are shown as zero for calculation purposes  
 (\*) Outside of QC limits  
 (N) Matrix Spike Rec. outside of QC limits  
 (anr) Analyte not requested  
 (a) Spike recovery indicates possible matrix interference.

7.1.2  
 7

MATRIX SPIKE AND DUPLICATE RESULTS SUMMARY

Login Number: C17064  
 Account: IRISECAO - Iris Environmental  
 Project: Romic Soil Investigation(Romic EPA) - 2081 Bay Road,East Palo Alto,CA

QC Batch ID: MP3746  
 Matrix Type: SOLID

Methods: SW846 6010B  
 Units: mg/kg

Prep Date: 07/21/11

Metal	C17064-1 Original	MSD	Spike lot M P I R 4 A	% Rec	MSD RPD	QC Limit
Aluminum						
Antimony	0.0	23.3	45.9	50.8N(a)	2.5	20
Arsenic	0.0	42.4	45.9	92.4	0.2	20
Barium	20.7	63.2	45.9	92.7	6.2	20
Beryllium	0.19	46.5	45.9	101.0	0.9	20
Boron						
Cadmium	0.17	39.8	45.9	86.4	0.3	20
Calcium						
Chromium	4.1	50.3	45.9	100.7	1.8	20
Cobalt	0.68	48.0	45.9	103.2	1.9	20
Copper	1.2	42.8	45.9	90.7	0.0	20
Iron						
Lead	1.5	45.9	45.9	96.8	2.4	20
Lithium						
Magnesium						
Manganese						
Molybdenum	0.0	45.3	45.9	98.8	1.1	20
Nickel	2.5	47.8	45.9	98.8	1.3	20
Potassium						
Selenium	0.0	43.8	45.9	95.5	0.9	20
Silicon						
Silver	0.0	44.5	45.9	97.0	1.1	20
Sodium						
Strontium						
Thallium	0.0	41.4	45.9	90.3	0.7	20
Tin						
Titanium						
Vanadium	4.7	50.8	45.9	100.5	1.6	20
Zinc	6.8	49.0	45.9	92.0	2.4	20

Associated samples MP3746: C17064-1, C17064-2, C17064-5, C17064-9, C17064-13, C17064-14, C17064-17, C17064-20, C17064-24, C17064-28, C17064-31

Results < IDL are shown as zero for calculation purposes  
 (\*) Outside of QC limits  
 (N) Matrix Spike Rec. outside of QC limits  
 (anr) Analyte not requested  
 (a) Spike recovery indicates possible matrix interference.

7.1.2  
 7

SPIKE BLANK AND LAB CONTROL SAMPLE SUMMARY

Login Number: C17064  
 Account: IRISECAO - Iris Environmental  
 Project: Romic Soil Investigation(Romic EPA) - 2081 Bay Road,East Palo Alto,CA

QC Batch ID: MP3746  
 Matrix Type: SOLID

Methods: SW846 6010B  
 Units: mg/kg

Prep Date: 07/21/11

Metal	BSP Result	Spikelot MPIR4A	% Rec	QC Limits
Aluminum				
Antimony	48.4	50	96.8	80-120
Arsenic	45.8	50	91.6	80-120
Barium	46.5	50	93.0	80-120
Beryllium	49.8	50	99.6	80-120
Boron				
Cadmium	44.1	50	88.2	80-120
Calcium				
Chromium	49.8	50	99.6	80-120
Cobalt	52.1	50	104.2	80-120
Copper	46.1	50	92.2	80-120
Iron				
Lead	47.9	50	95.8	80-120
Lithium				
Magnesium				
Manganese				
Molybdenum	51.1	50	102.2	80-120
Nickel	49.9	50	99.8	80-120
Potassium				
Selenium	46.3	50	92.6	80-120
Silicon				
Silver	48.1	50	96.2	80-120
Sodium				
Strontium				
Thallium	45.6	50	91.2	80-120
Tin				
Titanium				
Vanadium	50.3	50	100.6	80-120
Zinc	47.9	50	95.8	80-120

Associated samples MP3746: C17064-1, C17064-2, C17064-5, C17064-9, C17064-13, C17064-14, C17064-17, C17064-20, C17064-24, C17064-28, C17064-31

Results < IDL are shown as zero for calculation purposes  
 (\*) Outside of QC limits  
 (anr) Analyte not requested

7.1.3  
7

SERIAL DILUTION RESULTS SUMMARY

Login Number: C17064  
 Account: IRISECAO - Iris Environmental  
 Project: Romic Soil Investigation(Romic EPA) - 2081 Bay Road,East Palo Alto,CA

QC Batch ID: MP3746  
 Matrix Type: SOLID

Methods: SW846 6010B  
 Units: ug/l

Prep Date: 07/21/11

Metal	C17064-1 Original SDL 1:5		%DIF	QC Limits
Aluminum				
Antimony	0.00	0.00	NC	0-10
Arsenic	0.00	0.00	NC	0-10
Barium	225	246	9.2	0-10
Beryllium	2.10	3.00	42.9 (a)	0-10
Boron				
Cadmium	2.60	1.70	5.6	0-10
Calcium				
Chromium	44.4	47.0	5.9	0-10
Cobalt	7.40	7.00	5.4	0-10
Copper	11.5	20.4	56.9 (a)	0-10
Iron				
Lead	16.2	25.5	57.4 (a)	0-10
Lithium				
Magnesium				
Manganese				
Molybdenum	0.00	0.00	NC	0-10
Nickel	27.2	36.0	32.4 (a)	0-10
Potassium				
Selenium	0.00	0.00	NC	0-10
Silicon				
Silver	0.00	0.00	NC	0-10
Sodium				
Strontium				
Thallium	0.00	0.00	NC	0-10
Tin				
Titanium				
Vanadium	50.8	52.5	3.3	0-10
Zinc	80.7	74.1	0.7	0-10

Associated samples MP3746: C17064-1, C17064-2, C17064-5, C17064-9, C17064-13, C17064-14, C17064-17, C17064-20, C17064-24, C17064-28, C17064-31

Results < IDL are shown as zero for calculation purposes

(\*) Outside of QC limits

(anr) Analyte not requested

(a) Percent difference acceptable due to low initial sample concentration (< 50 times IDL).

7.1.4  
 7

BLANK RESULTS SUMMARY  
Part 2 - Method Blanks

Login Number: C17064  
Account: IRISECAO - Iris Environmental  
Project: Romic Soil Investigation(Romic EPA) - 2081 Bay Road,East Palo Alto,CA

QC Batch ID: MP3750  
Matrix Type: SOLID

Methods: SW846 6010B  
Units: mg/kg

Prep Date: 07/22/11

Metal	RL	IDL	MDL	MB raw	final
Aluminum	20	2	.54		
Antimony	2.0	.98	.23	0.020	<2.0
Arsenic	2.0	.78	.8	-0.080	<2.0
Barium	20	.03	.076	0.37	<20
Beryllium	1.0	.01	.015	0.010	<1.0
Boron	10	.73	.55		
Cadmium	1.0	.06	.04	0.0	<1.0
Calcium	500	1.5	1.3		
Chromium	1.0	.07	.024	0.040	<1.0
Cobalt	1.0	.07	.031	0.030	<1.0
Copper	2.5	.06	.18	0.79	<2.5
Iron	20	.25	1.4		
Lead	2.0	.4	.28	0.010	<2.0
Lithium		.12			
Magnesium	500	1.1	1.1		
Manganese	1.5	.01	.21		
Molybdenum	2.0	.12	.054	0.090	<2.0
Nickel	1.0	.1	.15	0.050	<1.0
Potassium	1000	3			
Selenium	2.0	1.2	.74	0.12	<2.0
Silicon		.76			
Silver	1.0	.05	.24	0.0	<1.0
Sodium	1000	.79	1.2		
Strontium	1.0	.02	.038		
Thallium	2.0	.85	.36	0.050	<2.0
Tin	50	.27	.16		
Titanium	1.0	.02	.071		
Vanadium	1.0	.05	.018	0.010	<1.0
Zinc	2.0	.04	.21	1.9	<2.0

Associated samples MP3750: C17064-28A

Results < IDL are shown as zero for calculation purposes  
(\* ) Outside of QC limits  
(anr) Analyte not requested

MATRIX SPIKE AND DUPLICATE RESULTS SUMMARY

Login Number: C17064  
 Account: IRISECAO - Iris Environmental  
 Project: Romic Soil Investigation(Romic EPA) - 2081 Bay Road,East Palo Alto,CA

QC Batch ID: MP3750  
 Matrix Type: SOLID

Methods: SW846 6010B  
 Units: mg/kg

Prep Date: 07/22/11

Metal	C17096-18 Original MS		SpikeLot MPIR4A	% Rec	QC Limits
Aluminum					
Antimony	0.0	11.8	50	23.6N(a)	75-125
Arsenic	0.0	54.0	50	108.0	75-125
Barium	76.1	167	50	181.8N(a)	75-125
Beryllium	0.0	59.8	50	119.6	75-125
Boron					
Cadmium	0.0	63.7	50	127.4N(a)	75-125
Calcium					
Chromium	84.5	197	50	225.0N(a)	75-125
Cobalt	21.8	93.2	50	142.8N(a)	75-125
Copper	66.2	170	50	207.6N(a)	75-125
Iron					
Lead	36.8	89.2	50	104.8	75-125
Lithium					
Magnesium					
Manganese					
Molybdenum	0.91	54.9	50	108.0	75-125
Nickel	54.4	144	50	179.2N(a)	75-125
Potassium					
Selenium	8.9	66.3	50	114.8	75-125
Silicon					
Silver	0.0	62.9	50	125.8N(a)	75-125
Sodium					
Strontium					
Thallium	0.0	40.7	50	81.4	75-125
Tin					
Titanium					
Vanadium	132	278	50	292.0N(a)	75-125
Zinc	98.5	188	50	179.0N(a)	75-125

Associated samples MP3750: C17064-28A

Results < IDL are shown as zero for calculation purposes

(\*) Outside of QC limits

(N) Matrix Spike Rec. outside of QC limits

(anr) Analyte not requested

(a) Spike recovery indicates possible matrix interference and/or sample nonhomogeneity.

7.2.2  
 7

MATRIX SPIKE AND DUPLICATE RESULTS SUMMARY

Login Number: C17064  
 Account: IRISECAO - Iris Environmental  
 Project: Romic Soil Investigation(Romic EPA) - 2081 Bay Road,East Palo Alto,CA

QC Batch ID: MP3750  
 Matrix Type: SOLID

Methods: SW846 6010B  
 Units: mg/kg

Prep Date: 07/22/11

Metal	C17096-18 Original MSD		SpikeLot MPIR4A	% Rec	MSD RPD	QC Limit
Aluminum						
Antimony	0.0	9.3	50	18.6N(a)	23.7 (b)	20
Arsenic	0.0	43.1	50	86.2	22.5 (b)	20
Barium	76.1	129	50	105.8	25.7 (b)	20
Beryllium	0.0	47.3	50	94.6	23.3 (b)	20
Boron						
Cadmium	0.0	49.6	50	99.2	24.9 (b)	20
Calcium						
Chromium	84.5	154	50	139.0N(a)	24.5 (b)	20
Cobalt	21.8	72.2	50	100.8	25.4 (b)	20
Copper	66.2	123	50	113.6	32.1 (b)	20
Iron						
Lead	36.8	71.3	50	69.0N(a)	22.3 (b)	20
Lithium						
Magnesium						
Manganese						
Molybdenum	0.91	43.5	50	85.2	23.2 (b)	20
Nickel	54.4	113	50	117.2	24.1 (b)	20
Potassium						
Selenium	8.9	52.4	50	87.0	23.4 (b)	20
Silicon						
Silver	0.0	49.1	50	98.2	24.6 (b)	20
Sodium						
Strontium						
Thallium	0.0	34.1	50	68.2N(a)	17.6	20
Tin						
Titanium						
Vanadium	132	211	50	158.0N(a)	27.4 (b)	20
Zinc	98.5	149	50	101.0	23.1 (b)	20

Associated samples MP3750: C17064-28A

Results < IDL are shown as zero for calculation purposes

(\*) Outside of QC limits

(N) Matrix Spike Rec. outside of QC limits

(anr) Analyte not requested

(a) Spike recovery indicates possible matrix interference and/or sample nonhomogeneity.

(b) RPD outside control limits due to matrix interference and/or sample nonhomogeneity.

7.2.2  
 7



SPIKE BLANK AND LAB CONTROL SAMPLE SUMMARY

Login Number: C17064  
 Account: IRISECAO - Iris Environmental  
 Project: Romic Soil Investigation(Romic EPA) - 2081 Bay Road,East Palo Alto,CA

QC Batch ID: MP3750  
 Matrix Type: SOLID

Methods: SW846 6010B  
 Units: mg/kg

Prep Date: 07/22/11

Metal	BSP Result	Spikelot MPIR4A	% Rec	QC Limits
Aluminum				
Antimony	46.2	50	92.4	80-120
Arsenic	45.6	50	91.2	80-120
Barium	48.6	50	97.2	80-120
Beryllium	47.9	50	95.8	80-120
Boron				
Cadmium	47.5	50	95.0	80-120
Calcium				
Chromium	48.5	50	97.0	80-120
Cobalt	48.0	50	96.0	80-120
Copper	50.1	50	100.2	80-120
Iron				
Lead	46.8	50	93.6	80-120
Lithium				
Magnesium				
Manganese				
Molybdenum	45.6	50	91.2	80-120
Nickel	47.7	50	95.4	80-120
Potassium				
Selenium	44.4	50	88.8	80-120
Silicon				
Silver	47.7	50	95.4	80-120
Sodium				
Strontium				
Thallium	42.8	50	85.6	80-120
Tin				
Titanium				
Vanadium	47.9	50	95.8	80-120
Zinc	46.2	50	92.4	80-120

Associated samples MP3750: C17064-28A

Results < IDL are shown as zero for calculation purposes  
 (\*) Outside of QC limits  
 (anr) Analyte not requested

7.2.3  
7

SERIAL DILUTION RESULTS SUMMARY

Login Number: C17064  
 Account: IRISECAO - Iris Environmental  
 Project: Romic Soil Investigation(Romic EPA) - 2081 Bay Road,East Palo Alto,CA

QC Batch ID: MP3750  
 Matrix Type: SOLID

Methods: SW846 6010B  
 Units: ug/l

Prep Date: 07/22/11

Metal	C17096-18		QC	
	Original	SDL 1:15	%DIF	Limits
Aluminum				
Antimony	0.00	0.00	NC	0-10
Arsenic	0.00	0.00	NC	0-10
Barium	844	1380	64.0*(a)	0-10
Beryllium	0.00	3.00		0-10
Boron				
Cadmium	0.00	0.00	NC	0-10
Calcium				
Chromium	938	1370	46.5*(a)	0-10
Cobalt	242	324	34.2*(a)	0-10
Copper	735	891	21.2*(a)	0-10
Iron				
Lead	408	1130	175.5*(a)	0-10
Lithium				
Magnesium				
Manganese				
Molybdenum	10.1	0.00	100.0(b)	0-10
Nickel	604	948	57.1*(a)	0-10
Potassium				
Selenium	98.7	254	156.8(b)	0-10
Silicon				
Silver	0.00	0.00	NC	0-10
Sodium				
Strontium				
Thallium	0.00	0.00	NC	0-10
Tin				
Titanium				
Vanadium	1470	1910	30.0*(a)	0-10
Zinc	1090	1430	30.4*(a)	0-10

Associated samples MP3750: C17064-28A

Results < IDL are shown as zero for calculation purposes

(\*) Outside of QC limits

(anr) Analyte not requested

(a) Serial dilution indicates possible matrix interference.

(b) Percent difference acceptable due to low initial sample concentration (< 50 times IDL).

7.2.4  
 7

BLANK RESULTS SUMMARY  
Part 2 - Method Blanks

Login Number: C17064  
Account: IRISECAO - Iris Environmental  
Project: Romic Soil Investigation(Romic EPA) - 2081 Bay Road,East Palo Alto,CA

QC Batch ID: MP3751  
Matrix Type: SOLID

Methods: SW846 7471A  
Units: mg/kg

Prep Date: 07/21/11

Metal	RL	IDL	MDL	MB raw	final
Mercury	0.042	.0017	.0043	-0.0014	<0.042

Associated samples MP3751: C17064-1, C17064-2, C17064-5, C17064-9, C17064-13, C17064-14, C17064-17, C17064-20, C17064-24, C17064-28, C17064-31

Results < IDL are shown as zero for calculation purposes  
(\* ) Outside of QC limits  
(anr) Analyte not requested

7.3.1  
7

MATRIX SPIKE AND DUPLICATE RESULTS SUMMARY

Login Number: C17064  
 Account: IRISECAO - Iris Environmental  
 Project: Romic Soil Investigation(Romic EPA) - 2081 Bay Road,East Palo Alto,CA

QC Batch ID: MP3751 Methods: SW846 7471A  
 Matrix Type: SOLID Units: mg/kg

Prep Date: 07/21/11

Metal	C17064-1 Original MS	Spike lot	HGPWS1	% Rec	QC Limits
-------	-------------------------	--------------	--------	-------	--------------

Mercury 0.0061 0.30 0.303 97.0 75-125

Associated samples MP3751: C17064-1, C17064-2, C17064-5, C17064-9, C17064-13, C17064-14, C17064-17, C17064-20, C17064-24, C17064-28, C17064-31

Results < IDL are shown as zero for calculation purposes  
 (\*) Outside of QC limits  
 (N) Matrix Spike Rec. outside of QC limits  
 (anr) Analyte not requested

7.3.2  
7

MATRIX SPIKE AND DUPLICATE RESULTS SUMMARY

Login Number: C17064  
 Account: IRISECAO - Iris Environmental  
 Project: Romic Soil Investigation(Romic EPA) - 2081 Bay Road,East Palo Alto,CA

QC Batch ID: MP3751 Methods: SW846 7471A  
 Matrix Type: SOLID Units: mg/kg

Prep Date: 07/21/11

Metal	C17064-1 Original MSD	Spike lot	HGPWS1	% Rec	MSD RPD	QC Limit
Mercury	0.0061	0.30	0.303	97.0	0.0	20

Associated samples MP3751: C17064-1, C17064-2, C17064-5, C17064-9, C17064-13, C17064-14, C17064-17, C17064-20, C17064-24, C17064-28, C17064-31

Results < IDL are shown as zero for calculation purposes  
 (\*) Outside of QC limits  
 (N) Matrix Spike Rec. outside of QC limits  
 (anr) Analyte not requested

7.3.2

7

SPIKE BLANK AND LAB CONTROL SAMPLE SUMMARY

Login Number: C17064  
 Account: IRISECAO - Iris Environmental  
 Project: Romic Soil Investigation(Romic EPA) - 2081 Bay Road,East Palo Alto,CA

QC Batch ID: MP3751 Methods: SW846 7471A  
 Matrix Type: SOLID Units: mg/kg

Prep Date: 07/21/11

Metal	BSP Result	Spikelot HGPWS1	% Rec	QC Limits
Mercury	0.17	0.167	102.0	80-120

Associated samples MP3751: C17064-1, C17064-2, C17064-5, C17064-9, C17064-13, C17064-14, C17064-17, C17064-20, C17064-24, C17064-28, C17064-31

Results < IDL are shown as zero for calculation purposes  
 (\*) Outside of QC limits  
 (anr) Analyte not requested

7.3.3  
7

BLANK RESULTS SUMMARY  
Part 2 - Method Blanks

Login Number: C17064  
Account: IRISECAO - Iris Environmental  
Project: Romic Soil Investigation(Romic EPA) - 2081 Bay Road,East Palo Alto,CA

QC Batch ID: MP3761  
Matrix Type: SOLID

Methods: SW846 7471A  
Units: mg/kg

Prep Date: 07/25/11

Metal	RL	IDL	MDL	MB	
				raw	final
Mercury	0.042	.0017	.0043	0.0035	<0.042

Associated samples MP3761: C17064-28A

Results < IDL are shown as zero for calculation purposes  
(\* ) Outside of QC limits  
(anr) Analyte not requested

7.4.1

7

MATRIX SPIKE AND DUPLICATE RESULTS SUMMARY

Login Number: C17064  
 Account: IRISECAO - Iris Environmental  
 Project: Romic Soil Investigation(Romic EPA) - 2081 Bay Road,East Palo Alto,CA

QC Batch ID: MP3761 Methods: SW846 7471A  
 Matrix Type: SOLID Units: mg/kg

Prep Date: 07/25/11

Metal	C17096-18 Original MS	SpikeLot HGPWS1	% Rec	QC Limits
-------	--------------------------	--------------------	-------	--------------

Mercury	0.064	0.40	0.294	114.2	75-125
---------	-------	------	-------	-------	--------

Associated samples MP3761: C17064-28A

Results < IDL are shown as zero for calculation purposes  
 (\*) Outside of QC limits  
 (N) Matrix Spike Rec. outside of QC limits  
 (anr) Analyte not requested

7.4.2

7



MATRIX SPIKE AND DUPLICATE RESULTS SUMMARY

Login Number: C17064  
 Account: IRISECAO - Iris Environmental  
 Project: Romic Soil Investigation(Romic EPA) - 2081 Bay Road,East Palo Alto,CA

QC Batch ID: MP3761 Methods: SW846 7471A  
 Matrix Type: SOLID Units: mg/kg

Prep Date: 07/25/11

Metal	C17096-18 Original MSD	SpikeLot HGPWS1	% Rec	MSD RPD	QC Limit
Mercury	0.064	0.42	0.308	115.7	4.9 20

Associated samples MP3761: C17064-28A

Results < IDL are shown as zero for calculation purposes  
 (\*) Outside of QC limits  
 (N) Matrix Spike Rec. outside of QC limits  
 (anr) Analyte not requested

7.4.2

7

SPIKE BLANK AND LAB CONTROL SAMPLE SUMMARY

Login Number: C17064

Account: IRISECAO - Iris Environmental

Project: Romic Soil Investigation(Romic EPA) - 2081 Bay Road,East Palo Alto,CA

QC Batch ID: MP3761

Methods: SW846 7471A

Matrix Type: SOLID

Units: mg/kg

Prep Date: 07/25/11

Metal	BSP Result	Spikelot HGPWS1	% Rec	QC Limits
Mercury	0.13	0.167	80.0	80-120

Associated samples MP3761: C17064-28A

Results < IDL are shown as zero for calculation purposes

(\*) Outside of QC limits

(anr) Analyte not requested

BLANK RESULTS SUMMARY  
Part 2 - Method Blanks

Login Number: C17064  
Account: IRISECAO - Iris Environmental  
Project: Romic Soil Investigation(Romic EPA) - 2081 Bay Road,East Palo Alto,CA

QC Batch ID: MP3769  
Matrix Type: SOLID

Methods: SW846 6010B  
Units: mg/kg

Prep Date: 07/26/11

Metal	RL	IDL	MDL	MB raw	final
Aluminum	20	2	.54		
Antimony	2.0	.98	.23		
Arsenic	2.0	.78	.8		
Barium	20	.03	.076		
Beryllium	1.0	.01	.015		
Boron	10	.73	.55		
Cadmium	1.0	.06	.04		
Calcium	500	1.5	1.3		
Chromium	1.0	.07	.024		
Cobalt	1.0	.07	.031		
Copper	2.5	.06	.18		
Iron	20	.25	1.4		
Lead	2.0	.4	.28		
Lithium		.12			
Magnesium	500	1.1	1.1		
Manganese	1.5	.01	.21		
Molybdenum	2.0	.12	.054		
Nickel	1.0	.1	.15		
Potassium	1000	3			
Selenium	2.0	1.2	.74		
Silicon		.76			
Silver	1.0	.05	.24		
Sodium	1000	.79	1.2		
Strontium	1.0	.02	.038		
Thallium	2.0	.85	.36		
Tin	50	.27	.16		
Titanium	1.0	.02	.071		
Vanadium	1.0	.05	.018		
Zinc	2.0	.04	.21	0.74	<2.0

Associated samples MP3769: C17064-1, C17064-9, C17064-13, C17064-17, C17064-20, C17064-24

Results < IDL are shown as zero for calculation purposes  
(\* ) Outside of QC limits  
(anr) Analyte not requested

MATRIX SPIKE AND DUPLICATE RESULTS SUMMARY

Login Number: C17064  
 Account: IRISECAO - Iris Environmental  
 Project: Romic Soil Investigation(Romic EPA) - 2081 Bay Road,East Palo Alto,CA

QC Batch ID: MP3769  
 Matrix Type: SOLID

Methods: SW846 6010B  
 Units: mg/kg

Prep Date: 07/26/11

Metal	C17158-3 Original MS	Spike MP4A	lot % Rec	QC Limits	
Aluminum					
Antimony					
Arsenic	anr				
Barium					
Beryllium					
Boron					
Cadmium					
Calcium					
Chromium					
Cobalt					
Copper					
Iron					
Lead					
Lithium					
Magnesium					
Manganese					
Molybdenum					
Nickel					
Potassium					
Selenium					
Silicon					
Silver					
Sodium					
Strontium					
Thallium					
Tin					
Titanium					
Vanadium					
Zinc	39.9	78.5	45	85.7	75-125

Associated samples MP3769: C17064-1, C17064-9, C17064-13, C17064-17, C17064-20, C17064-24

Results < IDL are shown as zero for calculation purposes  
 (\*) Outside of QC limits  
 (N) Matrix Spike Rec. outside of QC limits  
 (anr) Analyte not requested

7.5.2  
 7

MATRIX SPIKE AND DUPLICATE RESULTS SUMMARY

Login Number: C17064  
 Account: IRISECAO - Iris Environmental  
 Project: Romic Soil Investigation(Romic EPA) - 2081 Bay Road,East Palo Alto,CA

QC Batch ID: MP3769 Methods: SW846 6010B  
 Matrix Type: SOLID Units: mg/kg

Prep Date: 07/26/11

Metal	C17158-3 Original MSD	Spike/lot MP/IR4A	% Rec	MSD RPD	QC Limit	
Aluminum						
Antimony						
Arsenic	anr					
Barium						
Beryllium						
Boron						
Cadmium						
Calcium						
Chromium						
Cobalt						
Copper						
Iron						
Lead						
Lithium						
Magnesium						
Manganese						
Molybdenum						
Nickel						
Potassium						
Selenium						
Silicon						
Silver						
Sodium						
Strontium						
Thallium						
Tin						
Titanium						
Vanadium						
Zinc	39.9	79.2	45.9	85.7	0.9	20

Associated samples MP3769: C17064-1, C17064-9, C17064-13, C17064-17, C17064-20, C17064-24

Results < IDL are shown as zero for calculation purposes  
 (\*) Outside of QC limits  
 (N) Matrix Spike Rec. outside of QC limits  
 (anr) Analyte not requested

7.5.2  
 7

SPIKE BLANK AND LAB CONTROL SAMPLE SUMMARY

Login Number: C17064  
 Account: IRISECAO - Iris Environmental  
 Project: Romic Soil Investigation(Romic EPA) - 2081 Bay Road,East Palo Alto,CA

QC Batch ID: MP3769  
 Matrix Type: SOLID

Methods: SW846 6010B  
 Units: mg/kg

Prep Date: 07/26/11

Metal	BSP Result	Spikelot MPIR4A	% Rec	QC Limits
Aluminum				
Antimony				
Arsenic	anr			
Barium				
Beryllium				
Boron				
Cadmium				
Calcium				
Chromium				
Cobalt				
Copper				
Iron				
Lead				
Lithium				
Magnesium				
Manganese				
Molybdenum				
Nickel				
Potassium				
Selenium				
Silicon				
Silver				
Sodium				
Strontium				
Thallium				
Tin				
Titanium				
Vanadium				
Zinc	43.8	50	87.6	80-120

Associated samples MP3769: C17064-1, C17064-9, C17064-13, C17064-17, C17064-20, C17064-24

Results < IDL are shown as zero for calculation purposes  
 (\*) Outside of QC limits  
 (anr) Analyte not requested

7.5.3  
7

SERIAL DILUTION RESULTS SUMMARY

Login Number: C17064  
 Account: IRISECAO - Iris Environmental  
 Project: Romic Soil Investigation(Romic EPA) - 2081 Bay Road,East Palo Alto,CA

QC Batch ID: MP3769  
 Matrix Type: SOLID

Methods: SW846 6010B  
 Units: ug/l

Prep Date: 07/26/11

Metal	C17158-3 Original SDL 1:5	%DIF	QC Limits
-------	------------------------------	------	--------------

Aluminum			
Antimony			
Arsenic	anr		
Barium			
Beryllium			
Boron			
Cadmium			
Calcium			
Chromium			
Cobalt			
Copper			
Iron			
Lead			
Lithium			
Magnesium			
Manganese			
Molybdenum			
Nickel			
Potassium			
Selenium			
Silicon			
Silver			
Sodium			
Strontium			
Thallium			
Tin			
Titanium			
Vanadium			
Zinc	435	403	7.4 0-10

Associated samples MP3769: C17064-1, C17064-9, C17064-13, C17064-17, C17064-20, C17064-24

Results < IDL are shown as zero for calculation purposes  
 (\*) Outside of QC limits  
 (anr) Analyte not requested

7.5.4  
7

## GC/MS Volatiles

---

### QC Data Summaries

(Accutest Laboratories Southeast, Inc.)

---

Includes the following where applicable:

- Method Blank Summaries
- Blank Spike Summaries
- Matrix Spike and Duplicate Summaries



## Method Blank Summary

**Job Number:** C17064

**Account:** ALNCA Accutest Northern California, Inc.

**Project:** IRISECAO: Romic Soil Investigation(Romic EPA) - 2081 Bay Road,East Palo Alto,CA

Sample	File ID	DF	Analyzed	By	Prep Date	Prep Batch	Analytical Batch
VF1546-MB	F051075.D	1	07/29/11	SH	n/a	n/a	VF1546

The QC reported here applies to the following samples:

Method: SW846 8260B

C17064-1, C17064-2

CAS No.	Compound	Result	RL	MDL	Units	Q
67-64-1	Acetone	ND	50	20	ug/kg	
71-43-2	Benzene	ND	5.0	1.5	ug/kg	
108-86-1	Bromobenzene	ND	5.0	1.4	ug/kg	
74-97-5	Bromochloromethane	ND	5.0	1.4	ug/kg	
75-27-4	Bromodichloromethane	ND	5.0	1.1	ug/kg	
75-25-2	Bromoform	ND	5.0	1.5	ug/kg	
104-51-8	n-Butylbenzene	ND	5.0	1.3	ug/kg	
135-98-8	sec-Butylbenzene	ND	5.0	1.6	ug/kg	
98-06-6	tert-Butylbenzene	ND	5.0	1.2	ug/kg	
108-90-7	Chlorobenzene	ND	5.0	1.0	ug/kg	
75-00-3	Chloroethane	ND	5.0	2.0	ug/kg	
67-66-3	Chloroform	ND	5.0	1.2	ug/kg	
95-49-8	o-Chlorotoluene	ND	5.0	1.2	ug/kg	
106-43-4	p-Chlorotoluene	ND	5.0	1.2	ug/kg	
56-23-5	Carbon tetrachloride	ND	5.0	1.8	ug/kg	
75-34-3	1,1-Dichloroethane	ND	5.0	1.1	ug/kg	
75-35-4	1,1-Dichloroethylene	ND	5.0	1.4	ug/kg	
563-58-6	1,1-Dichloropropene	ND	5.0	1.3	ug/kg	
96-12-8	1,2-Dibromo-3-chloropropane	ND	5.0	2.3	ug/kg	
106-93-4	1,2-Dibromoethane	ND	5.0	1.0	ug/kg	
107-06-2	1,2-Dichloroethane	ND	5.0	1.0	ug/kg	
78-87-5	1,2-Dichloropropane	ND	5.0	1.2	ug/kg	
142-28-9	1,3-Dichloropropane	ND	5.0	1.0	ug/kg	
108-20-3	Di-Isopropyl ether	ND	5.0	1.0	ug/kg	
594-20-7	2,2-Dichloropropane	ND	5.0	1.4	ug/kg	
124-48-1	Dibromochloromethane	ND	5.0	1.0	ug/kg	
75-71-8	Dichlorodifluoromethane	ND	5.0	1.5	ug/kg	
156-59-2	cis-1,2-Dichloroethylene	ND	5.0	1.5	ug/kg	
10061-01-5	cis-1,3-Dichloropropene	ND	5.0	1.0	ug/kg	
541-73-1	m-Dichlorobenzene	ND	5.0	1.2	ug/kg	
95-50-1	o-Dichlorobenzene	ND	5.0	1.1	ug/kg	
106-46-7	p-Dichlorobenzene	ND	5.0	1.1	ug/kg	
156-60-5	trans-1,2-Dichloroethylene	ND	5.0	1.5	ug/kg	
10061-02-6	trans-1,3-Dichloropropene	ND	5.0	1.1	ug/kg	
100-41-4	Ethylbenzene	ND	5.0	1.0	ug/kg	
637-92-3	Ethyl tert-Butyl Ether	ND	5.0	1.3	ug/kg	

## Method Blank Summary

**Job Number:** C17064

**Account:** ALNCA Accutest Northern California, Inc.

**Project:** IRISECAO: Romic Soil Investigation(Romic EPA) - 2081 Bay Road,East Palo Alto,CA

Sample	File ID	DF	Analyzed	By	Prep Date	Prep Batch	Analytical Batch
VF1546-MB	F051075.D	1	07/29/11	SH	n/a	n/a	VF1546

The QC reported here applies to the following samples:

Method: SW846 8260B

C17064-1, C17064-2

CAS No.	Compound	Result	RL	MDL	Units	Q
591-78-6	2-Hexanone	ND	25	5.4	ug/kg	
87-68-3	Hexachlorobutadiene	ND	5.0	2.0	ug/kg	
98-82-8	Isopropylbenzene	ND	5.0	1.1	ug/kg	
99-87-6	p-Isopropyltoluene	ND	5.0	1.2	ug/kg	
108-10-1	4-Methyl-2-pentanone	ND	25	5.5	ug/kg	
74-83-9	Methyl bromide	ND	5.0	2.0	ug/kg	
74-87-3	Methyl chloride	ND	5.0	2.0	ug/kg	
74-95-3	Methylene bromide	ND	5.0	1.5	ug/kg	
75-09-2	Methylene chloride	ND	10	4.6	ug/kg	
78-93-3	Methyl ethyl ketone	ND	25	6.1	ug/kg	
1634-04-4	Methyl Tert Butyl Ether	ND	5.0	2.0	ug/kg	
91-20-3	Naphthalene	ND	5.0	2.0	ug/kg	
103-65-1	n-Propylbenzene	ND	5.0	1.4	ug/kg	
100-42-5	Styrene	ND	5.0	2.6	ug/kg	
994-05-8	Tert-Amyl Methyl Ether	ND	5.0	1.3	ug/kg	
75-65-0	Tert Butyl Alcohol	ND	50	20	ug/kg	
630-20-6	1,1,1,2-Tetrachloroethane	ND	5.0	1.0	ug/kg	
71-55-6	1,1,1-Trichloroethane	ND	5.0	1.1	ug/kg	
79-34-5	1,1,2,2-Tetrachloroethane	ND	5.0	1.2	ug/kg	
79-00-5	1,1,2-Trichloroethane	ND	5.0	1.1	ug/kg	
87-61-6	1,2,3-Trichlorobenzene	ND	5.0	1.0	ug/kg	
96-18-4	1,2,3-Trichloropropane	ND	5.0	1.7	ug/kg	
120-82-1	1,2,4-Trichlorobenzene	ND	5.0	1.2	ug/kg	
95-63-6	1,2,4-Trimethylbenzene	ND	5.0	1.1	ug/kg	
108-67-8	1,3,5-Trimethylbenzene	ND	5.0	1.3	ug/kg	
127-18-4	Tetrachloroethylene	ND	5.0	1.0	ug/kg	
108-88-3	Toluene	ND	5.0	1.2	ug/kg	
75-69-4	Trichlorofluoromethane	ND	5.0	2.0	ug/kg	
75-01-4	Vinyl chloride	ND	5.0	1.5	ug/kg	
1330-20-7	Xylene (total)	ND	15	3.2	ug/kg	

CAS No.	Surrogate Recoveries	Limits	
1868-53-7	Dibromofluoromethane	100%	80-121%
2037-26-5	Toluene-D8	98%	71-130%

## Method Blank Summary

**Job Number:** C17064  
**Account:** ALNCA Accutest Northern California, Inc.  
**Project:** IRISECAO: Romic Soil Investigation(Romic EPA) - 2081 Bay Road,East Palo Alto,CA

Sample	File ID	DF	Analyzed	By	Prep Date	Prep Batch	Analytical Batch
VF1546-MB	F051075.D	1	07/29/11	SH	n/a	n/a	VF1546

The QC reported here applies to the following samples:

Method: SW846 8260B

C17064-1, C17064-2

CAS No.	Surrogate Recoveries	Limits
460-00-4	4-Bromofluorobenzene	103% 59-148%
17060-07-0	1,2-Dichloroethane-D4	99% 77-123%

## Method Blank Summary

**Job Number:** C17064

**Account:** ALNCA Accutest Northern California, Inc.

**Project:** IRISECAO: Romic Soil Investigation(Romic EPA) - 2081 Bay Road,East Palo Alto,CA

Sample	File ID	DF	Analyzed	By	Prep Date	Prep Batch	Analytical Batch
VH2625-MB	H070730.D	1	07/29/11	AH	n/a	n/a	VH2625

The QC reported here applies to the following samples:

Method: SW846 8260B

C17064-4, C17064-5, C17064-7, C17064-8

CAS No.	Compound	Result	RL	MDL	Units	Q
67-64-1	Acetone	ND	50	20	ug/kg	
71-43-2	Benzene	ND	5.0	1.5	ug/kg	
108-86-1	Bromobenzene	ND	5.0	1.4	ug/kg	
74-97-5	Bromochloromethane	ND	5.0	1.4	ug/kg	
75-27-4	Bromodichloromethane	ND	5.0	1.1	ug/kg	
75-25-2	Bromoform	ND	5.0	1.5	ug/kg	
104-51-8	n-Butylbenzene	ND	5.0	1.3	ug/kg	
135-98-8	sec-Butylbenzene	ND	5.0	1.6	ug/kg	
98-06-6	tert-Butylbenzene	ND	5.0	1.2	ug/kg	
108-90-7	Chlorobenzene	ND	5.0	1.0	ug/kg	
75-00-3	Chloroethane	ND	5.0	2.0	ug/kg	
67-66-3	Chloroform	ND	5.0	1.2	ug/kg	
95-49-8	o-Chlorotoluene	ND	5.0	1.2	ug/kg	
106-43-4	p-Chlorotoluene	ND	5.0	1.2	ug/kg	
56-23-5	Carbon tetrachloride	ND	5.0	1.8	ug/kg	
75-34-3	1,1-Dichloroethane	ND	5.0	1.1	ug/kg	
75-35-4	1,1-Dichloroethylene	ND	5.0	1.4	ug/kg	
563-58-6	1,1-Dichloropropene	ND	5.0	1.3	ug/kg	
96-12-8	1,2-Dibromo-3-chloropropane	ND	5.0	2.3	ug/kg	
106-93-4	1,2-Dibromoethane	ND	5.0	1.0	ug/kg	
107-06-2	1,2-Dichloroethane	ND	5.0	1.0	ug/kg	
78-87-5	1,2-Dichloropropane	ND	5.0	1.2	ug/kg	
142-28-9	1,3-Dichloropropane	ND	5.0	1.0	ug/kg	
108-20-3	Di-Isopropyl ether	ND	5.0	1.0	ug/kg	
594-20-7	2,2-Dichloropropane	ND	5.0	1.4	ug/kg	
124-48-1	Dibromochloromethane	ND	5.0	1.0	ug/kg	
75-71-8	Dichlorodifluoromethane	ND	5.0	1.5	ug/kg	
156-59-2	cis-1,2-Dichloroethylene	ND	5.0	1.5	ug/kg	
10061-01-5	cis-1,3-Dichloropropene	ND	5.0	1.0	ug/kg	
541-73-1	m-Dichlorobenzene	ND	5.0	1.2	ug/kg	
95-50-1	o-Dichlorobenzene	ND	5.0	1.1	ug/kg	
106-46-7	p-Dichlorobenzene	ND	5.0	1.1	ug/kg	
156-60-5	trans-1,2-Dichloroethylene	ND	5.0	1.5	ug/kg	
10061-02-6	trans-1,3-Dichloropropene	ND	5.0	1.1	ug/kg	
100-41-4	Ethylbenzene	ND	5.0	1.0	ug/kg	
637-92-3	Ethyl tert-Butyl Ether	ND	5.0	1.3	ug/kg	

## Method Blank Summary

**Job Number:** C17064

**Account:** ALNCA Accutest Northern California, Inc.

**Project:** IRISECAO: Romic Soil Investigation(Romic EPA) - 2081 Bay Road,East Palo Alto,CA

Sample	File ID	DF	Analyzed	By	Prep Date	Prep Batch	Analytical Batch
VH2625-MB	H070730.D	1	07/29/11	AH	n/a	n/a	VH2625

The QC reported here applies to the following samples:

Method: SW846 8260B

C17064-4, C17064-5, C17064-7, C17064-8

CAS No.	Compound	Result	RL	MDL	Units	Q
591-78-6	2-Hexanone	ND	25	5.4	ug/kg	
87-68-3	Hexachlorobutadiene	ND	5.0	2.0	ug/kg	
98-82-8	Isopropylbenzene	ND	5.0	1.1	ug/kg	
99-87-6	p-Isopropyltoluene	ND	5.0	1.2	ug/kg	
108-10-1	4-Methyl-2-pentanone	ND	25	5.5	ug/kg	
74-83-9	Methyl bromide	ND	5.0	2.0	ug/kg	
74-87-3	Methyl chloride	ND	5.0	2.0	ug/kg	
74-95-3	Methylene bromide	ND	5.0	1.5	ug/kg	
75-09-2	Methylene chloride	ND	10	4.6	ug/kg	
78-93-3	Methyl ethyl ketone	ND	25	6.1	ug/kg	
1634-04-4	Methyl Tert Butyl Ether	ND	5.0	2.0	ug/kg	
91-20-3	Naphthalene	ND	5.0	2.0	ug/kg	
103-65-1	n-Propylbenzene	ND	5.0	1.4	ug/kg	
100-42-5	Styrene	ND	5.0	2.6	ug/kg	
994-05-8	Tert-Amyl Methyl Ether	ND	5.0	1.3	ug/kg	
75-65-0	Tert Butyl Alcohol	ND	50	20	ug/kg	
630-20-6	1,1,1,2-Tetrachloroethane	ND	5.0	1.0	ug/kg	
71-55-6	1,1,1-Trichloroethane	ND	5.0	1.1	ug/kg	
79-34-5	1,1,2,2-Tetrachloroethane	ND	5.0	1.2	ug/kg	
79-00-5	1,1,2-Trichloroethane	ND	5.0	1.1	ug/kg	
87-61-6	1,2,3-Trichlorobenzene	ND	5.0	1.0	ug/kg	
96-18-4	1,2,3-Trichloropropane	ND	5.0	1.7	ug/kg	
120-82-1	1,2,4-Trichlorobenzene	ND	5.0	1.2	ug/kg	
95-63-6	1,2,4-Trimethylbenzene	ND	5.0	1.1	ug/kg	
108-67-8	1,3,5-Trimethylbenzene	ND	5.0	1.3	ug/kg	
127-18-4	Tetrachloroethylene	ND	5.0	1.0	ug/kg	
108-88-3	Toluene	ND	5.0	1.2	ug/kg	
79-01-6	Trichloroethylene	ND	5.0	1.2	ug/kg	
75-69-4	Trichlorofluoromethane	ND	5.0	2.0	ug/kg	
75-01-4	Vinyl chloride	ND	5.0	1.5	ug/kg	
1330-20-7	Xylene (total)	ND	15	3.2	ug/kg	

CAS No.	Surrogate Recoveries	Limits
1868-53-7	Dibromofluoromethane	101% 80-121%

## Method Blank Summary

**Job Number:** C17064

**Account:** ALNCA Accutest Northern California, Inc.

**Project:** IRISECAO: Romic Soil Investigation(Romic EPA) - 2081 Bay Road,East Palo Alto,CA

Sample	File ID	DF	Analyzed	By	Prep Date	Prep Batch	Analytical Batch
VH2625-MB	H070730.D	1	07/29/11	AH	n/a	n/a	VH2625

The QC reported here applies to the following samples:

Method: SW846 8260B

C17064-4, C17064-5, C17064-7, C17064-8

CAS No.	Surrogate Recoveries	Limits
2037-26-5	Toluene-D8	93% 71-130%
460-00-4	4-Bromofluorobenzene	97% 59-148%
17060-07-0	1,2-Dichloroethane-D4	100% 77-123%

## Method Blank Summary

**Job Number:** C17064

**Account:** ALNCA Accutest Northern California, Inc.

**Project:** IRISECAO: Romic Soil Investigation(Romic EPA) - 2081 Bay Road,East Palo Alto,CA

Sample	File ID	DF	Analyzed	By	Prep Date	Prep Batch	Analytical Batch
VF1547-MB	F051105.D	1	07/30/11	WV	n/a	n/a	VF1547

The QC reported here applies to the following samples:

Method: SW846 8260B

C17064-1, C17064-2, C17064-11, C17064-13, C17064-14, C17064-15, C17064-16, C17064-17, C17064-19, C17064-20, C17064-21, C17064-22, C17064-23

CAS No.	Compound	Result	RL	MDL	Units	Q
67-64-1	Acetone	ND	50	20	ug/kg	
71-43-2	Benzene	ND	5.0	1.5	ug/kg	
108-86-1	Bromobenzene	ND	5.0	1.4	ug/kg	
74-97-5	Bromochloromethane	ND	5.0	1.4	ug/kg	
75-27-4	Bromodichloromethane	ND	5.0	1.1	ug/kg	
75-25-2	Bromoform	ND	5.0	1.5	ug/kg	
104-51-8	n-Butylbenzene	ND	5.0	1.3	ug/kg	
135-98-8	sec-Butylbenzene	ND	5.0	1.6	ug/kg	
98-06-6	tert-Butylbenzene	ND	5.0	1.2	ug/kg	
108-90-7	Chlorobenzene	ND	5.0	1.0	ug/kg	
75-00-3	Chloroethane	ND	5.0	2.0	ug/kg	
67-66-3	Chloroform	ND	5.0	1.2	ug/kg	
95-49-8	o-Chlorotoluene	ND	5.0	1.2	ug/kg	
106-43-4	p-Chlorotoluene	ND	5.0	1.2	ug/kg	
56-23-5	Carbon tetrachloride	ND	5.0	1.8	ug/kg	
75-34-3	1,1-Dichloroethane	ND	5.0	1.1	ug/kg	
75-35-4	1,1-Dichloroethylene	ND	5.0	1.4	ug/kg	
563-58-6	1,1-Dichloropropene	ND	5.0	1.3	ug/kg	
96-12-8	1,2-Dibromo-3-chloropropane	ND	5.0	2.3	ug/kg	
106-93-4	1,2-Dibromoethane	ND	5.0	1.0	ug/kg	
107-06-2	1,2-Dichloroethane	ND	5.0	1.0	ug/kg	
78-87-5	1,2-Dichloropropane	ND	5.0	1.2	ug/kg	
142-28-9	1,3-Dichloropropane	ND	5.0	1.0	ug/kg	
108-20-3	Di-Isopropyl ether	ND	5.0	1.0	ug/kg	
594-20-7	2,2-Dichloropropane	ND	5.0	1.4	ug/kg	
124-48-1	Dibromochloromethane	ND	5.0	1.0	ug/kg	
75-71-8	Dichlorodifluoromethane	ND	5.0	1.5	ug/kg	
156-59-2	cis-1,2-Dichloroethylene	ND	5.0	1.5	ug/kg	
10061-01-5	cis-1,3-Dichloropropene	ND	5.0	1.0	ug/kg	
541-73-1	m-Dichlorobenzene	ND	5.0	1.2	ug/kg	
95-50-1	o-Dichlorobenzene	ND	5.0	1.1	ug/kg	
106-46-7	p-Dichlorobenzene	ND	5.0	1.1	ug/kg	
156-60-5	trans-1,2-Dichloroethylene	ND	5.0	1.5	ug/kg	
10061-02-6	trans-1,3-Dichloropropene	ND	5.0	1.1	ug/kg	
100-41-4	Ethylbenzene	ND	5.0	1.0	ug/kg	
637-92-3	Ethyl tert-Butyl Ether	ND	5.0	1.3	ug/kg	

## Method Blank Summary

**Job Number:** C17064

**Account:** ALNCA Accutest Northern California, Inc.

**Project:** IRISECAO: Romic Soil Investigation(Romic EPA) - 2081 Bay Road,East Palo Alto,CA

Sample	File ID	DF	Analyzed	By	Prep Date	Prep Batch	Analytical Batch
VF1547-MB	F051105.D	1	07/30/11	WV	n/a	n/a	VF1547

The QC reported here applies to the following samples:

Method: SW846 8260B

C17064-1, C17064-2, C17064-11, C17064-13, C17064-14, C17064-15, C17064-16, C17064-17, C17064-19, C17064-20, C17064-21, C17064-22, C17064-23

CAS No.	Compound	Result	RL	MDL	Units	Q
591-78-6	2-Hexanone	ND	25	5.4	ug/kg	
87-68-3	Hexachlorobutadiene	ND	5.0	2.0	ug/kg	
98-82-8	Isopropylbenzene	ND	5.0	1.1	ug/kg	
99-87-6	p-Isopropyltoluene	ND	5.0	1.2	ug/kg	
108-10-1	4-Methyl-2-pentanone	ND	25	5.5	ug/kg	
74-83-9	Methyl bromide	ND	5.0	2.0	ug/kg	
74-87-3	Methyl chloride	ND	5.0	2.0	ug/kg	
74-95-3	Methylene bromide	ND	5.0	1.5	ug/kg	
75-09-2	Methylene chloride	ND	10	4.6	ug/kg	
78-93-3	Methyl ethyl ketone	ND	25	6.1	ug/kg	
1634-04-4	Methyl Tert Butyl Ether	ND	5.0	2.0	ug/kg	
91-20-3	Naphthalene	ND	5.0	2.0	ug/kg	
103-65-1	n-Propylbenzene	ND	5.0	1.4	ug/kg	
100-42-5	Styrene	ND	5.0	2.6	ug/kg	
994-05-8	Tert-Amyl Methyl Ether	ND	5.0	1.3	ug/kg	
75-65-0	Tert Butyl Alcohol	ND	50	20	ug/kg	
630-20-6	1,1,1,2-Tetrachloroethane	ND	5.0	1.0	ug/kg	
71-55-6	1,1,1-Trichloroethane	ND	5.0	1.1	ug/kg	
79-34-5	1,1,2,2-Tetrachloroethane	ND	5.0	1.2	ug/kg	
79-00-5	1,1,2-Trichloroethane	ND	5.0	1.1	ug/kg	
87-61-6	1,2,3-Trichlorobenzene	ND	5.0	1.0	ug/kg	
96-18-4	1,2,3-Trichloropropane	ND	5.0	1.7	ug/kg	
120-82-1	1,2,4-Trichlorobenzene	ND	5.0	1.2	ug/kg	
95-63-6	1,2,4-Trimethylbenzene	ND	5.0	1.1	ug/kg	
108-67-8	1,3,5-Trimethylbenzene	ND	5.0	1.3	ug/kg	
127-18-4	Tetrachloroethylene	ND	5.0	1.0	ug/kg	
108-88-3	Toluene	ND	5.0	1.2	ug/kg	
79-01-6	Trichloroethylene	ND	5.0	1.2	ug/kg	
75-69-4	Trichlorofluoromethane	ND	5.0	2.0	ug/kg	
75-01-4	Vinyl chloride	ND	5.0	1.5	ug/kg	
1330-20-7	Xylene (total)	ND	15	3.2	ug/kg	

CAS No.	Surrogate Recoveries	Limits
1868-53-7	Dibromofluoromethane	103% 80-121%



## Method Blank Summary

**Job Number:** C17064

**Account:** ALNCA Accutest Northern California, Inc.

**Project:** IRISECAO: Romic Soil Investigation(Romic EPA) - 2081 Bay Road,East Palo Alto,CA

Sample	File ID	DF	Analyzed	By	Prep Date	Prep Batch	Analytical Batch
VF1547-MB	F051105.D	1	07/30/11	WV	n/a	n/a	VF1547

**The QC reported here applies to the following samples:**

**Method:** SW846 8260B

C17064-1, C17064-2, C17064-11, C17064-13, C17064-14, C17064-15, C17064-16, C17064-17, C17064-19, C17064-20, C17064-21, C17064-22, C17064-23

CAS No.	Surrogate Recoveries	Limits
2037-26-5	Toluene-D8	104% 71-130%
460-00-4	4-Bromofluorobenzene	103% 59-148%
17060-07-0	1,2-Dichloroethane-D4	105% 77-123%

## Method Blank Summary

**Job Number:** C17064

**Account:** ALNCA Accutest Northern California, Inc.

**Project:** IRISECAO: Romic Soil Investigation(Romic EPA) - 2081 Bay Road,East Palo Alto,CA

Sample	File ID	DF	Analyzed	By	Prep Date	Prep Batch	Analytical Batch
VF1548-MB	F051134.D	1	08/01/11	WV	n/a	n/a	VF1548

The QC reported here applies to the following samples:

Method: SW846 8260B

C17064-14, C17064-18, C17064-19, C17064-21

CAS No.	Compound	Result	RL	MDL	Units	Q
67-64-1	Acetone	ND	50	20	ug/kg	
71-43-2	Benzene	ND	5.0	1.5	ug/kg	
108-86-1	Bromobenzene	ND	5.0	1.4	ug/kg	
74-97-5	Bromochloromethane	ND	5.0	1.4	ug/kg	
75-27-4	Bromodichloromethane	ND	5.0	1.1	ug/kg	
75-25-2	Bromoform	ND	5.0	1.5	ug/kg	
104-51-8	n-Butylbenzene	ND	5.0	1.3	ug/kg	
135-98-8	sec-Butylbenzene	ND	5.0	1.6	ug/kg	
98-06-6	tert-Butylbenzene	ND	5.0	1.2	ug/kg	
108-90-7	Chlorobenzene	ND	5.0	1.0	ug/kg	
75-00-3	Chloroethane	ND	5.0	2.0	ug/kg	
67-66-3	Chloroform	ND	5.0	1.2	ug/kg	
95-49-8	o-Chlorotoluene	ND	5.0	1.2	ug/kg	
106-43-4	p-Chlorotoluene	ND	5.0	1.2	ug/kg	
56-23-5	Carbon tetrachloride	ND	5.0	1.8	ug/kg	
75-34-3	1,1-Dichloroethane	ND	5.0	1.1	ug/kg	
75-35-4	1,1-Dichloroethylene	ND	5.0	1.4	ug/kg	
563-58-6	1,1-Dichloropropene	ND	5.0	1.3	ug/kg	
96-12-8	1,2-Dibromo-3-chloropropane	ND	5.0	2.3	ug/kg	
106-93-4	1,2-Dibromoethane	ND	5.0	1.0	ug/kg	
107-06-2	1,2-Dichloroethane	ND	5.0	1.0	ug/kg	
78-87-5	1,2-Dichloropropane	ND	5.0	1.2	ug/kg	
142-28-9	1,3-Dichloropropane	ND	5.0	1.0	ug/kg	
108-20-3	Di-Isopropyl ether	ND	5.0	1.0	ug/kg	
594-20-7	2,2-Dichloropropane	ND	5.0	1.4	ug/kg	
124-48-1	Dibromochloromethane	ND	5.0	1.0	ug/kg	
75-71-8	Dichlorodifluoromethane	ND	5.0	1.5	ug/kg	
156-59-2	cis-1,2-Dichloroethylene	ND	5.0	1.5	ug/kg	
10061-01-5	cis-1,3-Dichloropropene	ND	5.0	1.0	ug/kg	
541-73-1	m-Dichlorobenzene	ND	5.0	1.2	ug/kg	
95-50-1	o-Dichlorobenzene	ND	5.0	1.1	ug/kg	
106-46-7	p-Dichlorobenzene	ND	5.0	1.1	ug/kg	
156-60-5	trans-1,2-Dichloroethylene	ND	5.0	1.5	ug/kg	
10061-02-6	trans-1,3-Dichloropropene	ND	5.0	1.1	ug/kg	
100-41-4	Ethylbenzene	ND	5.0	1.0	ug/kg	
637-92-3	Ethyl tert-Butyl Ether	ND	5.0	1.3	ug/kg	

## Method Blank Summary

**Job Number:** C17064

**Account:** ALNCA Accutest Northern California, Inc.

**Project:** IRISECAO: Romic Soil Investigation(Romic EPA) - 2081 Bay Road,East Palo Alto,CA

Sample	File ID	DF	Analyzed	By	Prep Date	Prep Batch	Analytical Batch
VF1548-MB	F051134.D	1	08/01/11	WV	n/a	n/a	VF1548

The QC reported here applies to the following samples:

Method: SW846 8260B

C17064-14, C17064-18, C17064-19, C17064-21

CAS No.	Compound	Result	RL	MDL	Units	Q
591-78-6	2-Hexanone	ND	25	5.4	ug/kg	
87-68-3	Hexachlorobutadiene	ND	5.0	2.0	ug/kg	
98-82-8	Isopropylbenzene	ND	5.0	1.1	ug/kg	
99-87-6	p-Isopropyltoluene	ND	5.0	1.2	ug/kg	
108-10-1	4-Methyl-2-pentanone	ND	25	5.5	ug/kg	
74-83-9	Methyl bromide	ND	5.0	2.0	ug/kg	
74-87-3	Methyl chloride	ND	5.0	2.0	ug/kg	
74-95-3	Methylene bromide	ND	5.0	1.5	ug/kg	
75-09-2	Methylene chloride	ND	10	4.6	ug/kg	
78-93-3	Methyl ethyl ketone	ND	25	6.1	ug/kg	
1634-04-4	Methyl Tert Butyl Ether	ND	5.0	2.0	ug/kg	
91-20-3	Naphthalene	ND	5.0	2.0	ug/kg	
103-65-1	n-Propylbenzene	ND	5.0	1.4	ug/kg	
100-42-5	Styrene	ND	5.0	2.6	ug/kg	
994-05-8	Tert-Amyl Methyl Ether	ND	5.0	1.3	ug/kg	
75-65-0	Tert Butyl Alcohol	ND	50	20	ug/kg	
630-20-6	1,1,1,2-Tetrachloroethane	ND	5.0	1.0	ug/kg	
71-55-6	1,1,1-Trichloroethane	ND	5.0	1.1	ug/kg	
79-34-5	1,1,2,2-Tetrachloroethane	ND	5.0	1.2	ug/kg	
79-00-5	1,1,2-Trichloroethane	ND	5.0	1.1	ug/kg	
87-61-6	1,2,3-Trichlorobenzene	ND	5.0	1.0	ug/kg	
96-18-4	1,2,3-Trichloropropane	ND	5.0	1.7	ug/kg	
120-82-1	1,2,4-Trichlorobenzene	ND	5.0	1.2	ug/kg	
95-63-6	1,2,4-Trimethylbenzene	ND	5.0	1.1	ug/kg	
108-67-8	1,3,5-Trimethylbenzene	ND	5.0	1.3	ug/kg	
127-18-4	Tetrachloroethylene	ND	5.0	1.0	ug/kg	
108-88-3	Toluene	ND	5.0	1.2	ug/kg	
79-01-6	Trichloroethylene	ND	5.0	1.2	ug/kg	
75-69-4	Trichlorofluoromethane	ND	5.0	2.0	ug/kg	
75-01-4	Vinyl chloride	ND	5.0	1.5	ug/kg	
1330-20-7	Xylene (total)	ND	15	3.2	ug/kg	

CAS No.	Surrogate Recoveries	Limits
1868-53-7	Dibromofluoromethane	100% 80-121%

## Method Blank Summary

**Job Number:** C17064

**Account:** ALNCA Accutest Northern California, Inc.

**Project:** IRISECAO: Romic Soil Investigation(Romic EPA) - 2081 Bay Road,East Palo Alto,CA

Sample	File ID	DF	Analyzed	By	Prep Date	Prep Batch	Analytical Batch
VF1548-MB	F051134.D	1	08/01/11	WV	n/a	n/a	VF1548

The QC reported here applies to the following samples:

Method: SW846 8260B

C17064-14, C17064-18, C17064-19, C17064-21

CAS No.	Surrogate Recoveries	Limits
2037-26-5	Toluene-D8	98% 71-130%
460-00-4	4-Bromofluorobenzene	101% 59-148%
17060-07-0	1,2-Dichloroethane-D4	101% 77-123%

## Method Blank Summary

**Job Number:** C17064

**Account:** ALNCA Accutest Northern California, Inc.

**Project:** IRISECAO: Romic Soil Investigation(Romic EPA) - 2081 Bay Road,East Palo Alto,CA

Sample	File ID	DF	Analyzed	By	Prep Date	Prep Batch	Analytical Batch
VG2761-MB	G0073959.D	1	08/01/11	MM	n/a	n/a	VG2761

The QC reported here applies to the following samples:

Method: SW846 8260B

C17064-24, C17064-25, C17064-27, C17064-28, C17064-30, C17064-31, C17064-32, C17064-33

CAS No.	Compound	Result	RL	MDL	Units	Q
67-64-1	Acetone	ND	50	20	ug/kg	
71-43-2	Benzene	ND	5.0	1.5	ug/kg	
108-86-1	Bromobenzene	ND	5.0	1.4	ug/kg	
74-97-5	Bromochloromethane	ND	5.0	1.4	ug/kg	
75-27-4	Bromodichloromethane	ND	5.0	1.1	ug/kg	
75-25-2	Bromoform	ND	5.0	1.5	ug/kg	
104-51-8	n-Butylbenzene	ND	5.0	1.3	ug/kg	
135-98-8	sec-Butylbenzene	ND	5.0	1.6	ug/kg	
98-06-6	tert-Butylbenzene	ND	5.0	1.2	ug/kg	
108-90-7	Chlorobenzene	ND	5.0	1.0	ug/kg	
75-00-3	Chloroethane	ND	5.0	2.0	ug/kg	
67-66-3	Chloroform	ND	5.0	1.2	ug/kg	
95-49-8	o-Chlorotoluene	ND	5.0	1.2	ug/kg	
106-43-4	p-Chlorotoluene	ND	5.0	1.2	ug/kg	
56-23-5	Carbon tetrachloride	ND	5.0	1.8	ug/kg	
75-34-3	1,1-Dichloroethane	ND	5.0	1.1	ug/kg	
75-35-4	1,1-Dichloroethylene	ND	5.0	1.4	ug/kg	
563-58-6	1,1-Dichloropropene	ND	5.0	1.3	ug/kg	
96-12-8	1,2-Dibromo-3-chloropropane	ND	5.0	2.3	ug/kg	
106-93-4	1,2-Dibromoethane	ND	5.0	1.0	ug/kg	
107-06-2	1,2-Dichloroethane	ND	5.0	1.0	ug/kg	
78-87-5	1,2-Dichloropropane	ND	5.0	1.2	ug/kg	
142-28-9	1,3-Dichloropropane	ND	5.0	1.0	ug/kg	
108-20-3	Di-Isopropyl ether	ND	5.0	1.0	ug/kg	
594-20-7	2,2-Dichloropropane	ND	5.0	1.4	ug/kg	
124-48-1	Dibromochloromethane	ND	5.0	1.0	ug/kg	
75-71-8	Dichlorodifluoromethane	ND	5.0	1.5	ug/kg	
156-59-2	cis-1,2-Dichloroethylene	ND	5.0	1.5	ug/kg	
10061-01-5	cis-1,3-Dichloropropene	ND	5.0	1.0	ug/kg	
541-73-1	m-Dichlorobenzene	ND	5.0	1.2	ug/kg	
95-50-1	o-Dichlorobenzene	ND	5.0	1.1	ug/kg	
106-46-7	p-Dichlorobenzene	ND	5.0	1.1	ug/kg	
156-60-5	trans-1,2-Dichloroethylene	ND	5.0	1.5	ug/kg	
10061-02-6	trans-1,3-Dichloropropene	ND	5.0	1.1	ug/kg	
100-41-4	Ethylbenzene	ND	5.0	1.0	ug/kg	
637-92-3	Ethyl tert-Butyl Ether	ND	5.0	1.3	ug/kg	

## Method Blank Summary

**Job Number:** C17064

**Account:** ALNCA Accutest Northern California, Inc.

**Project:** IRISECAO: Romic Soil Investigation(Romic EPA) - 2081 Bay Road,East Palo Alto,CA

Sample	File ID	DF	Analyzed	By	Prep Date	Prep Batch	Analytical Batch
VG2761-MB	G0073959.D	1	08/01/11	MM	n/a	n/a	VG2761

The QC reported here applies to the following samples:

Method: SW846 8260B

C17064-24, C17064-25, C17064-27, C17064-28, C17064-30, C17064-31, C17064-32, C17064-33

CAS No.	Compound	Result	RL	MDL	Units	Q
591-78-6	2-Hexanone	ND	25	5.4	ug/kg	
87-68-3	Hexachlorobutadiene	ND	5.0	2.0	ug/kg	
98-82-8	Isopropylbenzene	ND	5.0	1.1	ug/kg	
99-87-6	p-Isopropyltoluene	ND	5.0	1.2	ug/kg	
108-10-1	4-Methyl-2-pentanone	ND	25	5.5	ug/kg	
74-83-9	Methyl bromide	ND	5.0	2.0	ug/kg	
74-87-3	Methyl chloride	ND	5.0	2.0	ug/kg	
74-95-3	Methylene bromide	ND	5.0	1.5	ug/kg	
75-09-2	Methylene chloride	6.7	10	4.6	ug/kg	J
78-93-3	Methyl ethyl ketone	ND	25	6.1	ug/kg	
1634-04-4	Methyl Tert Butyl Ether	ND	5.0	2.0	ug/kg	
91-20-3	Naphthalene	ND	5.0	2.0	ug/kg	
103-65-1	n-Propylbenzene	ND	5.0	1.4	ug/kg	
100-42-5	Styrene	ND	5.0	2.6	ug/kg	
994-05-8	Tert-Amyl Methyl Ether	ND	5.0	1.3	ug/kg	
75-65-0	Tert Butyl Alcohol	ND	50	20	ug/kg	
630-20-6	1,1,1,2-Tetrachloroethane	ND	5.0	1.0	ug/kg	
71-55-6	1,1,1-Trichloroethane	ND	5.0	1.1	ug/kg	
79-34-5	1,1,2,2-Tetrachloroethane	ND	5.0	1.2	ug/kg	
79-00-5	1,1,2-Trichloroethane	ND	5.0	1.1	ug/kg	
87-61-6	1,2,3-Trichlorobenzene	1.6	5.0	1.0	ug/kg	J
96-18-4	1,2,3-Trichloropropane	ND	5.0	1.7	ug/kg	
120-82-1	1,2,4-Trichlorobenzene	ND	5.0	1.2	ug/kg	
95-63-6	1,2,4-Trimethylbenzene	ND	5.0	1.1	ug/kg	
108-67-8	1,3,5-Trimethylbenzene	ND	5.0	1.3	ug/kg	
127-18-4	Tetrachloroethylene	ND	5.0	1.0	ug/kg	
108-88-3	Toluene	ND	5.0	1.2	ug/kg	
79-01-6	Trichloroethylene	ND	5.0	1.2	ug/kg	
75-69-4	Trichlorofluoromethane	ND	5.0	2.0	ug/kg	
75-01-4	Vinyl chloride	ND	5.0	1.5	ug/kg	
1330-20-7	Xylene (total)	ND	15	3.2	ug/kg	

CAS No.	Surrogate Recoveries	Limits
1868-53-7	Dibromofluoromethane	104% 80-121%

## Method Blank Summary

**Job Number:** C17064

**Account:** ALNCA Accutest Northern California, Inc.

**Project:** IRISECAO: Romic Soil Investigation(Romic EPA) - 2081 Bay Road,East Palo Alto,CA

Sample	File ID	DF	Analyzed	By	Prep Date	Prep Batch	Analytical Batch
VG2761-MB	G0073959.D	1	08/01/11	MM	n/a	n/a	VG2761

The QC reported here applies to the following samples:

Method: SW846 8260B

C17064-24, C17064-25, C17064-27, C17064-28, C17064-30, C17064-31, C17064-32, C17064-33

CAS No.	Surrogate Recoveries	Limits
2037-26-5	Toluene-D8	87% 71-130%
460-00-4	4-Bromofluorobenzene	97% 59-148%
17060-07-0	1,2-Dichloroethane-D4	102% 77-123%

## Method Blank Summary

**Job Number:** C17064

**Account:** ALNCA Accutest Northern California, Inc.

**Project:** IRISECAO: Romic Soil Investigation(Romic EPA) - 2081 Bay Road,East Palo Alto,CA

Sample	File ID	DF	Analyzed	By	Prep Date	Prep Batch	Analytical Batch
VH2627-MB	H070792.D	1	08/01/11	AH	n/a	n/a	VH2627

The QC reported here applies to the following samples:

Method: SW846 8260B

C17064-9

CAS No.	Compound	Result	RL	MDL	Units	Q
67-64-1	Acetone	ND	50	20	ug/kg	
71-43-2	Benzene	ND	5.0	1.5	ug/kg	
108-86-1	Bromobenzene	ND	5.0	1.4	ug/kg	
74-97-5	Bromochloromethane	ND	5.0	1.4	ug/kg	
75-27-4	Bromodichloromethane	ND	5.0	1.1	ug/kg	
75-25-2	Bromoform	ND	5.0	1.5	ug/kg	
104-51-8	n-Butylbenzene	ND	5.0	1.3	ug/kg	
135-98-8	sec-Butylbenzene	ND	5.0	1.6	ug/kg	
98-06-6	tert-Butylbenzene	ND	5.0	1.2	ug/kg	
108-90-7	Chlorobenzene	ND	5.0	1.0	ug/kg	
75-00-3	Chloroethane	ND	5.0	2.0	ug/kg	
67-66-3	Chloroform	ND	5.0	1.2	ug/kg	
95-49-8	o-Chlorotoluene	ND	5.0	1.2	ug/kg	
106-43-4	p-Chlorotoluene	ND	5.0	1.2	ug/kg	
56-23-5	Carbon tetrachloride	ND	5.0	1.8	ug/kg	
75-34-3	1,1-Dichloroethane	ND	5.0	1.1	ug/kg	
75-35-4	1,1-Dichloroethylene	ND	5.0	1.4	ug/kg	
563-58-6	1,1-Dichloropropene	ND	5.0	1.3	ug/kg	
96-12-8	1,2-Dibromo-3-chloropropane	ND	5.0	2.3	ug/kg	
106-93-4	1,2-Dibromoethane	ND	5.0	1.0	ug/kg	
107-06-2	1,2-Dichloroethane	ND	5.0	1.0	ug/kg	
78-87-5	1,2-Dichloropropane	ND	5.0	1.2	ug/kg	
142-28-9	1,3-Dichloropropane	ND	5.0	1.0	ug/kg	
108-20-3	Di-Isopropyl ether	ND	5.0	1.0	ug/kg	
594-20-7	2,2-Dichloropropane	ND	5.0	1.4	ug/kg	
124-48-1	Dibromochloromethane	ND	5.0	1.0	ug/kg	
75-71-8	Dichlorodifluoromethane	ND	5.0	1.5	ug/kg	
156-59-2	cis-1,2-Dichloroethylene	ND	5.0	1.5	ug/kg	
10061-01-5	cis-1,3-Dichloropropene	ND	5.0	1.0	ug/kg	
541-73-1	m-Dichlorobenzene	ND	5.0	1.2	ug/kg	
95-50-1	o-Dichlorobenzene	ND	5.0	1.1	ug/kg	
106-46-7	p-Dichlorobenzene	ND	5.0	1.1	ug/kg	
156-60-5	trans-1,2-Dichloroethylene	ND	5.0	1.5	ug/kg	
10061-02-6	trans-1,3-Dichloropropene	ND	5.0	1.1	ug/kg	
100-41-4	Ethylbenzene	ND	5.0	1.0	ug/kg	
637-92-3	Ethyl tert-Butyl Ether	ND	5.0	1.3	ug/kg	



## Method Blank Summary

**Job Number:** C17064

**Account:** ALNCA Accutest Northern California, Inc.

**Project:** IRISECAO: Romic Soil Investigation(Romic EPA) - 2081 Bay Road,East Palo Alto,CA

Sample	File ID	DF	Analyzed	By	Prep Date	Prep Batch	Analytical Batch
VH2627-MB	H070792.D	1	08/01/11	AH	n/a	n/a	VH2627

The QC reported here applies to the following samples:

Method: SW846 8260B

C17064-9

CAS No.	Compound	Result	RL	MDL	Units	Q
591-78-6	2-Hexanone	ND	25	5.4	ug/kg	
87-68-3	Hexachlorobutadiene	ND	5.0	2.0	ug/kg	
98-82-8	Isopropylbenzene	ND	5.0	1.1	ug/kg	
99-87-6	p-Isopropyltoluene	ND	5.0	1.2	ug/kg	
108-10-1	4-Methyl-2-pentanone	ND	25	5.5	ug/kg	
74-83-9	Methyl bromide	ND	5.0	2.0	ug/kg	
74-87-3	Methyl chloride	ND	5.0	2.0	ug/kg	
74-95-3	Methylene bromide	ND	5.0	1.5	ug/kg	
75-09-2	Methylene chloride	ND	10	4.6	ug/kg	
78-93-3	Methyl ethyl ketone	ND	25	6.1	ug/kg	
1634-04-4	Methyl Tert Butyl Ether	ND	5.0	2.0	ug/kg	
91-20-3	Naphthalene	ND	5.0	2.0	ug/kg	
103-65-1	n-Propylbenzene	ND	5.0	1.4	ug/kg	
100-42-5	Styrene	ND	5.0	2.6	ug/kg	
994-05-8	Tert-Amyl Methyl Ether	ND	5.0	1.3	ug/kg	
75-65-0	Tert Butyl Alcohol	ND	50	20	ug/kg	
630-20-6	1,1,1,2-Tetrachloroethane	ND	5.0	1.0	ug/kg	
71-55-6	1,1,1-Trichloroethane	ND	5.0	1.1	ug/kg	
79-34-5	1,1,2,2-Tetrachloroethane	ND	5.0	1.2	ug/kg	
79-00-5	1,1,2-Trichloroethane	ND	5.0	1.1	ug/kg	
87-61-6	1,2,3-Trichlorobenzene	ND	5.0	1.0	ug/kg	
96-18-4	1,2,3-Trichloropropane	ND	5.0	1.7	ug/kg	
120-82-1	1,2,4-Trichlorobenzene	ND	5.0	1.2	ug/kg	
95-63-6	1,2,4-Trimethylbenzene	ND	5.0	1.1	ug/kg	
108-67-8	1,3,5-Trimethylbenzene	ND	5.0	1.3	ug/kg	
127-18-4	Tetrachloroethylene	ND	5.0	1.0	ug/kg	
108-88-3	Toluene	ND	5.0	1.2	ug/kg	
79-01-6	Trichloroethylene	ND	5.0	1.2	ug/kg	
75-69-4	Trichlorofluoromethane	ND	5.0	2.0	ug/kg	
75-01-4	Vinyl chloride	ND	5.0	1.5	ug/kg	
1330-20-7	Xylene (total)	ND	15	3.2	ug/kg	

CAS No.	Surrogate Recoveries	Limits
1868-53-7	Dibromofluoromethane	100% 80-121%

## Method Blank Summary

**Job Number:** C17064

**Account:** ALNCA Accutest Northern California, Inc.

**Project:** IRISECAO: Romic Soil Investigation(Romic EPA) - 2081 Bay Road,East Palo Alto,CA

Sample	File ID	DF	Analyzed	By	Prep Date	Prep Batch	Analytical Batch
VH2627-MB	H070792.D	1	08/01/11	AH	n/a	n/a	VH2627

The QC reported here applies to the following samples:

Method: SW846 8260B

C17064-9

CAS No.	Surrogate Recoveries	Limits
2037-26-5	Toluene-D8	90% 71-130%
460-00-4	4-Bromofluorobenzene	99% 59-148%
17060-07-0	1,2-Dichloroethane-D4	101% 77-123%

## Method Blank Summary

**Job Number:** C17064

**Account:** ALNCA Accutest Northern California, Inc.

**Project:** IRISECAO: Romic Soil Investigation(Romic EPA) - 2081 Bay Road,East Palo Alto,CA

Sample	File ID	DF	Analyzed	By	Prep Date	Prep Batch	Analytical Batch
VG2762-MB	G0073989.D	1	08/02/11	MM	n/a	n/a	VG2762

The QC reported here applies to the following samples:

Method: SW846 8260B

C17064-28, C17064-28A, C17064-32A

CAS No.	Compound	Result	RL	MDL	Units	Q
67-64-1	Acetone	ND	50	20	ug/kg	
71-43-2	Benzene	ND	5.0	1.5	ug/kg	
108-86-1	Bromobenzene	ND	5.0	1.4	ug/kg	
74-97-5	Bromochloromethane	ND	5.0	1.4	ug/kg	
75-27-4	Bromodichloromethane	ND	5.0	1.1	ug/kg	
75-25-2	Bromoform	ND	5.0	1.5	ug/kg	
104-51-8	n-Butylbenzene	ND	5.0	1.3	ug/kg	
135-98-8	sec-Butylbenzene	ND	5.0	1.6	ug/kg	
98-06-6	tert-Butylbenzene	ND	5.0	1.2	ug/kg	
108-90-7	Chlorobenzene	ND	5.0	1.0	ug/kg	
75-00-3	Chloroethane	ND	5.0	2.0	ug/kg	
67-66-3	Chloroform	ND	5.0	1.2	ug/kg	
95-49-8	o-Chlorotoluene	ND	5.0	1.2	ug/kg	
106-43-4	p-Chlorotoluene	ND	5.0	1.2	ug/kg	
56-23-5	Carbon tetrachloride	ND	5.0	1.8	ug/kg	
75-34-3	1,1-Dichloroethane	ND	5.0	1.1	ug/kg	
75-35-4	1,1-Dichloroethylene	ND	5.0	1.4	ug/kg	
563-58-6	1,1-Dichloropropene	ND	5.0	1.3	ug/kg	
96-12-8	1,2-Dibromo-3-chloropropane	ND	5.0	2.3	ug/kg	
106-93-4	1,2-Dibromoethane	ND	5.0	1.0	ug/kg	
107-06-2	1,2-Dichloroethane	ND	5.0	1.0	ug/kg	
78-87-5	1,2-Dichloropropane	ND	5.0	1.2	ug/kg	
142-28-9	1,3-Dichloropropane	ND	5.0	1.0	ug/kg	
108-20-3	Di-Isopropyl ether	ND	5.0	1.0	ug/kg	
594-20-7	2,2-Dichloropropane	ND	5.0	1.4	ug/kg	
124-48-1	Dibromochloromethane	ND	5.0	1.0	ug/kg	
75-71-8	Dichlorodifluoromethane	ND	5.0	1.5	ug/kg	
156-59-2	cis-1,2-Dichloroethylene	ND	5.0	1.5	ug/kg	
10061-01-5	cis-1,3-Dichloropropene	ND	5.0	1.0	ug/kg	
541-73-1	m-Dichlorobenzene	ND	5.0	1.2	ug/kg	
95-50-1	o-Dichlorobenzene	ND	5.0	1.1	ug/kg	
106-46-7	p-Dichlorobenzene	ND	5.0	1.1	ug/kg	
156-60-5	trans-1,2-Dichloroethylene	ND	5.0	1.5	ug/kg	
10061-02-6	trans-1,3-Dichloropropene	ND	5.0	1.1	ug/kg	
100-41-4	Ethylbenzene	ND	5.0	1.0	ug/kg	
637-92-3	Ethyl tert-Butyl Ether	ND	5.0	1.3	ug/kg	

## Method Blank Summary

**Job Number:** C17064

**Account:** ALNCA Accutest Northern California, Inc.

**Project:** IRISECAO: Romic Soil Investigation(Romic EPA) - 2081 Bay Road,East Palo Alto,CA

Sample	File ID	DF	Analyzed	By	Prep Date	Prep Batch	Analytical Batch
VG2762-MB	G0073989.D	1	08/02/11	MM	n/a	n/a	VG2762

The QC reported here applies to the following samples:

Method: SW846 8260B

C17064-28, C17064-28A, C17064-32A

CAS No.	Compound	Result	RL	MDL	Units	Q
591-78-6	2-Hexanone	ND	25	5.4	ug/kg	
87-68-3	Hexachlorobutadiene	ND	5.0	2.0	ug/kg	
98-82-8	Isopropylbenzene	ND	5.0	1.1	ug/kg	
99-87-6	p-Isopropyltoluene	ND	5.0	1.2	ug/kg	
108-10-1	4-Methyl-2-pentanone	ND	25	5.5	ug/kg	
74-83-9	Methyl bromide	ND	5.0	2.0	ug/kg	
74-87-3	Methyl chloride	ND	5.0	2.0	ug/kg	
74-95-3	Methylene bromide	ND	5.0	1.5	ug/kg	
75-09-2	Methylene chloride	ND	10	4.6	ug/kg	
78-93-3	Methyl ethyl ketone	ND	25	6.1	ug/kg	
1634-04-4	Methyl Tert Butyl Ether	ND	5.0	2.0	ug/kg	
91-20-3	Naphthalene	ND	5.0	2.0	ug/kg	
103-65-1	n-Propylbenzene	ND	5.0	1.4	ug/kg	
100-42-5	Styrene	ND	5.0	2.6	ug/kg	
994-05-8	Tert-Amyl Methyl Ether	ND	5.0	1.3	ug/kg	
75-65-0	Tert Butyl Alcohol	ND	50	20	ug/kg	
630-20-6	1,1,1,2-Tetrachloroethane	ND	5.0	1.0	ug/kg	
71-55-6	1,1,1-Trichloroethane	ND	5.0	1.1	ug/kg	
79-34-5	1,1,2,2-Tetrachloroethane	ND	5.0	1.2	ug/kg	
79-00-5	1,1,2-Trichloroethane	ND	5.0	1.1	ug/kg	
87-61-6	1,2,3-Trichlorobenzene	1.4	5.0	1.0	ug/kg	J
96-18-4	1,2,3-Trichloropropane	ND	5.0	1.7	ug/kg	
120-82-1	1,2,4-Trichlorobenzene	ND	5.0	1.2	ug/kg	
95-63-6	1,2,4-Trimethylbenzene	ND	5.0	1.1	ug/kg	
108-67-8	1,3,5-Trimethylbenzene	ND	5.0	1.3	ug/kg	
127-18-4	Tetrachloroethylene	ND	5.0	1.0	ug/kg	
108-88-3	Toluene	ND	5.0	1.2	ug/kg	
79-01-6	Trichloroethylene	ND	5.0	1.2	ug/kg	
75-69-4	Trichlorofluoromethane	ND	5.0	2.0	ug/kg	
75-01-4	Vinyl chloride	ND	5.0	1.5	ug/kg	
1330-20-7	Xylene (total)	ND	15	3.2	ug/kg	

CAS No.	Surrogate Recoveries	Limits
1868-53-7	Dibromofluoromethane	106% 80-121%

## Method Blank Summary

**Job Number:** C17064  
**Account:** ALNCA Accutest Northern California, Inc.  
**Project:** IRISECAO: Romic Soil Investigation(Romic EPA) - 2081 Bay Road,East Palo Alto,CA

Sample	File ID	DF	Analyzed	By	Prep Date	Prep Batch	Analytical Batch
VG2762-MB	G0073989.D	1	08/02/11	MM	n/a	n/a	VG2762

The QC reported here applies to the following samples:

Method: SW846 8260B

C17064-28, C17064-28A, C17064-32A

CAS No.	Surrogate Recoveries		Limits
2037-26-5	Toluene-D8	85%	71-130%
460-00-4	4-Bromofluorobenzene	101%	59-148%
17060-07-0	1,2-Dichloroethane-D4	104%	77-123%

## Method Blank Summary

**Job Number:** C17064

**Account:** ALNCA Accutest Northern California, Inc.

**Project:** IRISECAO: Romic Soil Investigation(Romic EPA) - 2081 Bay Road,East Palo Alto,CA

Sample	File ID	DF	Analyzed	By	Prep Date	Prep Batch	Analytical Batch
VF1549-MB	F051163.D	1	08/02/11	WV	n/a	n/a	VF1549

The QC reported here applies to the following samples:

Method: SW846 8260B

C17064-10, C17064-12

CAS No.	Compound	Result	RL	MDL	Units	Q
67-64-1	Acetone	ND	50	20	ug/kg	
71-43-2	Benzene	ND	5.0	1.5	ug/kg	
108-86-1	Bromobenzene	ND	5.0	1.4	ug/kg	
74-97-5	Bromochloromethane	ND	5.0	1.4	ug/kg	
75-27-4	Bromodichloromethane	ND	5.0	1.1	ug/kg	
75-25-2	Bromoform	ND	5.0	1.5	ug/kg	
104-51-8	n-Butylbenzene	ND	5.0	1.3	ug/kg	
135-98-8	sec-Butylbenzene	ND	5.0	1.6	ug/kg	
98-06-6	tert-Butylbenzene	ND	5.0	1.2	ug/kg	
108-90-7	Chlorobenzene	ND	5.0	1.0	ug/kg	
75-00-3	Chloroethane	ND	5.0	2.0	ug/kg	
67-66-3	Chloroform	ND	5.0	1.2	ug/kg	
95-49-8	o-Chlorotoluene	ND	5.0	1.2	ug/kg	
106-43-4	p-Chlorotoluene	ND	5.0	1.2	ug/kg	
56-23-5	Carbon tetrachloride	ND	5.0	1.8	ug/kg	
75-34-3	1,1-Dichloroethane	ND	5.0	1.1	ug/kg	
75-35-4	1,1-Dichloroethylene	ND	5.0	1.4	ug/kg	
563-58-6	1,1-Dichloropropene	ND	5.0	1.3	ug/kg	
96-12-8	1,2-Dibromo-3-chloropropane	ND	5.0	2.3	ug/kg	
106-93-4	1,2-Dibromoethane	ND	5.0	1.0	ug/kg	
107-06-2	1,2-Dichloroethane	ND	5.0	1.0	ug/kg	
78-87-5	1,2-Dichloropropane	ND	5.0	1.2	ug/kg	
142-28-9	1,3-Dichloropropane	ND	5.0	1.0	ug/kg	
108-20-3	Di-Isopropyl ether	ND	5.0	1.0	ug/kg	
594-20-7	2,2-Dichloropropane	ND	5.0	1.4	ug/kg	
124-48-1	Dibromochloromethane	ND	5.0	1.0	ug/kg	
75-71-8	Dichlorodifluoromethane	ND	5.0	1.5	ug/kg	
156-59-2	cis-1,2-Dichloroethylene	ND	5.0	1.5	ug/kg	
10061-01-5	cis-1,3-Dichloropropene	ND	5.0	1.0	ug/kg	
541-73-1	m-Dichlorobenzene	ND	5.0	1.2	ug/kg	
95-50-1	o-Dichlorobenzene	ND	5.0	1.1	ug/kg	
106-46-7	p-Dichlorobenzene	ND	5.0	1.1	ug/kg	
156-60-5	trans-1,2-Dichloroethylene	ND	5.0	1.5	ug/kg	
10061-02-6	trans-1,3-Dichloropropene	ND	5.0	1.1	ug/kg	
100-41-4	Ethylbenzene	ND	5.0	1.0	ug/kg	
637-92-3	Ethyl tert-Butyl Ether	ND	5.0	1.3	ug/kg	

## Method Blank Summary

**Job Number:** C17064

**Account:** ALNCA Accutest Northern California, Inc.

**Project:** IRISECAO: Romic Soil Investigation(Romic EPA) - 2081 Bay Road,East Palo Alto,CA

Sample	File ID	DF	Analyzed	By	Prep Date	Prep Batch	Analytical Batch
VF1549-MB	F051163.D	1	08/02/11	WV	n/a	n/a	VF1549

The QC reported here applies to the following samples:

Method: SW846 8260B

C17064-10, C17064-12

CAS No.	Compound	Result	RL	MDL	Units	Q
591-78-6	2-Hexanone	ND	25	5.4	ug/kg	
87-68-3	Hexachlorobutadiene	ND	5.0	2.0	ug/kg	
98-82-8	Isopropylbenzene	ND	5.0	1.1	ug/kg	
99-87-6	p-Isopropyltoluene	ND	5.0	1.2	ug/kg	
108-10-1	4-Methyl-2-pentanone	ND	25	5.5	ug/kg	
74-83-9	Methyl bromide	ND	5.0	2.0	ug/kg	
74-87-3	Methyl chloride	ND	5.0	2.0	ug/kg	
74-95-3	Methylene bromide	ND	5.0	1.5	ug/kg	
75-09-2	Methylene chloride	ND	10	4.6	ug/kg	
78-93-3	Methyl ethyl ketone	ND	25	6.1	ug/kg	
1634-04-4	Methyl Tert Butyl Ether	ND	5.0	2.0	ug/kg	
91-20-3	Naphthalene	ND	5.0	2.0	ug/kg	
103-65-1	n-Propylbenzene	ND	5.0	1.4	ug/kg	
100-42-5	Styrene	ND	5.0	2.6	ug/kg	
994-05-8	Tert-Amyl Methyl Ether	ND	5.0	1.3	ug/kg	
75-65-0	Tert Butyl Alcohol	ND	50	20	ug/kg	
630-20-6	1,1,1,2-Tetrachloroethane	ND	5.0	1.0	ug/kg	
71-55-6	1,1,1-Trichloroethane	ND	5.0	1.1	ug/kg	
79-34-5	1,1,2,2-Tetrachloroethane	ND	5.0	1.2	ug/kg	
79-00-5	1,1,2-Trichloroethane	ND	5.0	1.1	ug/kg	
87-61-6	1,2,3-Trichlorobenzene	ND	5.0	1.0	ug/kg	
96-18-4	1,2,3-Trichloropropane	ND	5.0	1.7	ug/kg	
120-82-1	1,2,4-Trichlorobenzene	ND	5.0	1.2	ug/kg	
95-63-6	1,2,4-Trimethylbenzene	ND	5.0	1.1	ug/kg	
108-67-8	1,3,5-Trimethylbenzene	ND	5.0	1.3	ug/kg	
127-18-4	Tetrachloroethylene	ND	5.0	1.0	ug/kg	
108-88-3	Toluene	ND	5.0	1.2	ug/kg	
79-01-6	Trichloroethylene	ND	5.0	1.2	ug/kg	
75-69-4	Trichlorofluoromethane	ND	5.0	2.0	ug/kg	
75-01-4	Vinyl chloride	ND	5.0	1.5	ug/kg	
1330-20-7	Xylene (total)	ND	15	3.2	ug/kg	

CAS No.	Surrogate Recoveries	Limits
1868-53-7	Dibromofluoromethane	114% 80-121%

## Method Blank Summary

**Job Number:** C17064

**Account:** ALNCA Accutest Northern California, Inc.

**Project:** IRISECAO: Romic Soil Investigation(Romic EPA) - 2081 Bay Road,East Palo Alto,CA

Sample	File ID	DF	Analyzed	By	Prep Date	Prep Batch	Analytical Batch
VF1549-MB	F051163.D	1	08/02/11	WV	n/a	n/a	VF1549

The QC reported here applies to the following samples:

Method: SW846 8260B

C17064-10, C17064-12

CAS No.	Surrogate Recoveries	Limits
2037-26-5	Toluene-D8	102% 71-130%
460-00-4	4-Bromofluorobenzene	99% 59-148%
17060-07-0	1,2-Dichloroethane-D4	118% 77-123%



## Method Blank Summary

**Job Number:** C17064

**Account:** ALNCA Accutest Northern California, Inc.

**Project:** IRISECAO: Romic Soil Investigation(Romic EPA) - 2081 Bay Road,East Palo Alto,CA

Sample	File ID	DF	Analyzed	By	Prep Date	Prep Batch	Analytical Batch
VH2628-MB	H070815.D	1	08/02/11	AH	n/a	n/a	VH2628

The QC reported here applies to the following samples:

Method: SW846 8260B

C17064-3

CAS No.	Compound	Result	RL	MDL	Units	Q
67-64-1	Acetone	ND	50	20	ug/kg	
71-43-2	Benzene	ND	5.0	1.5	ug/kg	
108-86-1	Bromobenzene	ND	5.0	1.4	ug/kg	
74-97-5	Bromochloromethane	ND	5.0	1.4	ug/kg	
75-27-4	Bromodichloromethane	ND	5.0	1.1	ug/kg	
75-25-2	Bromoform	ND	5.0	1.5	ug/kg	
104-51-8	n-Butylbenzene	ND	5.0	1.3	ug/kg	
135-98-8	sec-Butylbenzene	ND	5.0	1.6	ug/kg	
98-06-6	tert-Butylbenzene	ND	5.0	1.2	ug/kg	
108-90-7	Chlorobenzene	ND	5.0	1.0	ug/kg	
75-00-3	Chloroethane	ND	5.0	2.0	ug/kg	
67-66-3	Chloroform	ND	5.0	1.2	ug/kg	
95-49-8	o-Chlorotoluene	ND	5.0	1.2	ug/kg	
106-43-4	p-Chlorotoluene	ND	5.0	1.2	ug/kg	
56-23-5	Carbon tetrachloride	ND	5.0	1.8	ug/kg	
75-34-3	1,1-Dichloroethane	ND	5.0	1.1	ug/kg	
75-35-4	1,1-Dichloroethylene	ND	5.0	1.4	ug/kg	
563-58-6	1,1-Dichloropropene	ND	5.0	1.3	ug/kg	
96-12-8	1,2-Dibromo-3-chloropropane	ND	5.0	2.3	ug/kg	
106-93-4	1,2-Dibromoethane	ND	5.0	1.0	ug/kg	
107-06-2	1,2-Dichloroethane	ND	5.0	1.0	ug/kg	
78-87-5	1,2-Dichloropropane	ND	5.0	1.2	ug/kg	
142-28-9	1,3-Dichloropropane	ND	5.0	1.0	ug/kg	
108-20-3	Di-Isopropyl ether	ND	5.0	1.0	ug/kg	
594-20-7	2,2-Dichloropropane	ND	5.0	1.4	ug/kg	
124-48-1	Dibromochloromethane	ND	5.0	1.0	ug/kg	
75-71-8	Dichlorodifluoromethane	ND	5.0	1.5	ug/kg	
156-59-2	cis-1,2-Dichloroethylene	ND	5.0	1.5	ug/kg	
10061-01-5	cis-1,3-Dichloropropene	ND	5.0	1.0	ug/kg	
541-73-1	m-Dichlorobenzene	ND	5.0	1.2	ug/kg	
95-50-1	o-Dichlorobenzene	ND	5.0	1.1	ug/kg	
106-46-7	p-Dichlorobenzene	ND	5.0	1.1	ug/kg	
156-60-5	trans-1,2-Dichloroethylene	ND	5.0	1.5	ug/kg	
10061-02-6	trans-1,3-Dichloropropene	ND	5.0	1.1	ug/kg	
100-41-4	Ethylbenzene	ND	5.0	1.0	ug/kg	
637-92-3	Ethyl tert-Butyl Ether	ND	5.0	1.3	ug/kg	

## Method Blank Summary

**Job Number:** C17064

**Account:** ALNCA Accutest Northern California, Inc.

**Project:** IRISECAO: Romic Soil Investigation(Romic EPA) - 2081 Bay Road,East Palo Alto,CA

Sample	File ID	DF	Analyzed	By	Prep Date	Prep Batch	Analytical Batch
VH2628-MB	H070815.D	1	08/02/11	AH	n/a	n/a	VH2628

The QC reported here applies to the following samples:

Method: SW846 8260B

C17064-3

CAS No.	Compound	Result	RL	MDL	Units	Q
591-78-6	2-Hexanone	ND	25	5.4	ug/kg	
87-68-3	Hexachlorobutadiene	ND	5.0	2.0	ug/kg	
98-82-8	Isopropylbenzene	ND	5.0	1.1	ug/kg	
99-87-6	p-Isopropyltoluene	ND	5.0	1.2	ug/kg	
108-10-1	4-Methyl-2-pentanone	ND	25	5.5	ug/kg	
74-83-9	Methyl bromide	ND	5.0	2.0	ug/kg	
74-87-3	Methyl chloride	ND	5.0	2.0	ug/kg	
74-95-3	Methylene bromide	ND	5.0	1.5	ug/kg	
75-09-2	Methylene chloride	7.3	10	4.6	ug/kg	J
78-93-3	Methyl ethyl ketone	ND	25	6.1	ug/kg	
1634-04-4	Methyl Tert Butyl Ether	ND	5.0	2.0	ug/kg	
91-20-3	Naphthalene	ND	5.0	2.0	ug/kg	
103-65-1	n-Propylbenzene	ND	5.0	1.4	ug/kg	
100-42-5	Styrene	ND	5.0	2.6	ug/kg	
994-05-8	Tert-Amyl Methyl Ether	ND	5.0	1.3	ug/kg	
75-65-0	Tert Butyl Alcohol	ND	50	20	ug/kg	
630-20-6	1,1,1,2-Tetrachloroethane	ND	5.0	1.0	ug/kg	
71-55-6	1,1,1-Trichloroethane	ND	5.0	1.1	ug/kg	
79-34-5	1,1,2,2-Tetrachloroethane	ND	5.0	1.2	ug/kg	
79-00-5	1,1,2-Trichloroethane	ND	5.0	1.1	ug/kg	
87-61-6	1,2,3-Trichlorobenzene	ND	5.0	1.0	ug/kg	
96-18-4	1,2,3-Trichloropropane	ND	5.0	1.7	ug/kg	
120-82-1	1,2,4-Trichlorobenzene	ND	5.0	1.2	ug/kg	
95-63-6	1,2,4-Trimethylbenzene	ND	5.0	1.1	ug/kg	
108-67-8	1,3,5-Trimethylbenzene	ND	5.0	1.3	ug/kg	
127-18-4	Tetrachloroethylene	ND	5.0	1.0	ug/kg	
108-88-3	Toluene	ND	5.0	1.2	ug/kg	
79-01-6	Trichloroethylene	ND	5.0	1.2	ug/kg	
75-69-4	Trichlorofluoromethane	ND	5.0	2.0	ug/kg	
75-01-4	Vinyl chloride	ND	5.0	1.5	ug/kg	
1330-20-7	Xylene (total)	ND	15	3.2	ug/kg	

CAS No.	Surrogate Recoveries	Limits
1868-53-7	Dibromofluoromethane	104% 80-121%

# Method Blank Summary

**Job Number:** C17064  
**Account:** ALNCA Accutest Northern California, Inc.  
**Project:** IRISECAO: Romic Soil Investigation(Romic EPA) - 2081 Bay Road,East Palo Alto,CA

Sample	File ID	DF	Analyzed	By	Prep Date	Prep Batch	Analytical Batch
VH2628-MB	H070815.D	1	08/02/11	AH	n/a	n/a	VH2628

The QC reported here applies to the following samples:

Method: SW846 8260B

C17064-3

CAS No.	Surrogate Recoveries	Limits
2037-26-5	Toluene-D8	90% 71-130%
460-00-4	4-Bromofluorobenzene	99% 59-148%
17060-07-0	1,2-Dichloroethane-D4	102% 77-123%

## Method Blank Summary

**Job Number:** C17064

**Account:** ALNCA Accutest Northern California, Inc.

**Project:** IRISECAO: Romic Soil Investigation(Romic EPA) - 2081 Bay Road,East Palo Alto,CA

Sample	File ID	DF	Analyzed	By	Prep Date	Prep Batch	Analytical Batch
VH2630-MB	H070883.D	1	08/04/11	AH	n/a	n/a	VH2630

The QC reported here applies to the following samples:

Method: SW846 8260B

C17064-6

CAS No.	Compound	Result	RL	MDL	Units	Q
67-64-1	Acetone	ND	50	20	ug/kg	
71-43-2	Benzene	ND	5.0	1.5	ug/kg	
108-86-1	Bromobenzene	ND	5.0	1.4	ug/kg	
74-97-5	Bromochloromethane	ND	5.0	1.4	ug/kg	
75-27-4	Bromodichloromethane	ND	5.0	1.1	ug/kg	
75-25-2	Bromoform	ND	5.0	1.5	ug/kg	
104-51-8	n-Butylbenzene	ND	5.0	1.3	ug/kg	
135-98-8	sec-Butylbenzene	ND	5.0	1.6	ug/kg	
98-06-6	tert-Butylbenzene	ND	5.0	1.2	ug/kg	
108-90-7	Chlorobenzene	ND	5.0	1.0	ug/kg	
75-00-3	Chloroethane	ND	5.0	2.0	ug/kg	
67-66-3	Chloroform	ND	5.0	1.2	ug/kg	
95-49-8	o-Chlorotoluene	ND	5.0	1.2	ug/kg	
106-43-4	p-Chlorotoluene	ND	5.0	1.2	ug/kg	
56-23-5	Carbon tetrachloride	ND	5.0	1.8	ug/kg	
75-34-3	1,1-Dichloroethane	ND	5.0	1.1	ug/kg	
75-35-4	1,1-Dichloroethylene	ND	5.0	1.4	ug/kg	
563-58-6	1,1-Dichloropropene	ND	5.0	1.3	ug/kg	
96-12-8	1,2-Dibromo-3-chloropropane	ND	5.0	2.3	ug/kg	
106-93-4	1,2-Dibromoethane	ND	5.0	1.0	ug/kg	
107-06-2	1,2-Dichloroethane	ND	5.0	1.0	ug/kg	
78-87-5	1,2-Dichloropropane	ND	5.0	1.2	ug/kg	
142-28-9	1,3-Dichloropropane	ND	5.0	1.0	ug/kg	
108-20-3	Di-Isopropyl ether	ND	5.0	1.0	ug/kg	
594-20-7	2,2-Dichloropropane	ND	5.0	1.4	ug/kg	
124-48-1	Dibromochloromethane	ND	5.0	1.0	ug/kg	
75-71-8	Dichlorodifluoromethane	ND	5.0	1.5	ug/kg	
156-59-2	cis-1,2-Dichloroethylene	ND	5.0	1.5	ug/kg	
10061-01-5	cis-1,3-Dichloropropene	ND	5.0	1.0	ug/kg	
541-73-1	m-Dichlorobenzene	ND	5.0	1.2	ug/kg	
95-50-1	o-Dichlorobenzene	ND	5.0	1.1	ug/kg	
106-46-7	p-Dichlorobenzene	ND	5.0	1.1	ug/kg	
156-60-5	trans-1,2-Dichloroethylene	ND	5.0	1.5	ug/kg	
10061-02-6	trans-1,3-Dichloropropene	ND	5.0	1.1	ug/kg	
100-41-4	Ethylbenzene	ND	5.0	1.0	ug/kg	
637-92-3	Ethyl tert-Butyl Ether	ND	5.0	1.3	ug/kg	

## Method Blank Summary

**Job Number:** C17064

**Account:** ALNCA Accutest Northern California, Inc.

**Project:** IRISECAO: Romic Soil Investigation(Romic EPA) - 2081 Bay Road,East Palo Alto,CA

Sample	File ID	DF	Analyzed	By	Prep Date	Prep Batch	Analytical Batch
VH2630-MB	H070883.D	1	08/04/11	AH	n/a	n/a	VH2630

The QC reported here applies to the following samples:

Method: SW846 8260B

C17064-6

CAS No.	Compound	Result	RL	MDL	Units	Q
591-78-6	2-Hexanone	ND	25	5.4	ug/kg	
87-68-3	Hexachlorobutadiene	ND	5.0	2.0	ug/kg	
98-82-8	Isopropylbenzene	ND	5.0	1.1	ug/kg	
99-87-6	p-Isopropyltoluene	ND	5.0	1.2	ug/kg	
108-10-1	4-Methyl-2-pentanone	ND	25	5.5	ug/kg	
74-83-9	Methyl bromide	ND	5.0	2.0	ug/kg	
74-87-3	Methyl chloride	ND	5.0	2.0	ug/kg	
74-95-3	Methylene bromide	ND	5.0	1.5	ug/kg	
75-09-2	Methylene chloride	ND	10	4.6	ug/kg	
78-93-3	Methyl ethyl ketone	ND	25	6.1	ug/kg	
1634-04-4	Methyl Tert Butyl Ether	ND	5.0	2.0	ug/kg	
91-20-3	Naphthalene	ND	5.0	2.0	ug/kg	
103-65-1	n-Propylbenzene	ND	5.0	1.4	ug/kg	
100-42-5	Styrene	ND	5.0	2.6	ug/kg	
994-05-8	Tert-Amyl Methyl Ether	ND	5.0	1.3	ug/kg	
75-65-0	Tert Butyl Alcohol	ND	50	20	ug/kg	
630-20-6	1,1,1,2-Tetrachloroethane	ND	5.0	1.0	ug/kg	
71-55-6	1,1,1-Trichloroethane	ND	5.0	1.1	ug/kg	
79-34-5	1,1,2,2-Tetrachloroethane	ND	5.0	1.2	ug/kg	
79-00-5	1,1,2-Trichloroethane	ND	5.0	1.1	ug/kg	
87-61-6	1,2,3-Trichlorobenzene	ND	5.0	1.0	ug/kg	
96-18-4	1,2,3-Trichloropropane	ND	5.0	1.7	ug/kg	
120-82-1	1,2,4-Trichlorobenzene	ND	5.0	1.2	ug/kg	
95-63-6	1,2,4-Trimethylbenzene	ND	5.0	1.1	ug/kg	
108-67-8	1,3,5-Trimethylbenzene	ND	5.0	1.3	ug/kg	
127-18-4	Tetrachloroethylene	ND	5.0	1.0	ug/kg	
108-88-3	Toluene	ND	5.0	1.2	ug/kg	
79-01-6	Trichloroethylene	ND	5.0	1.2	ug/kg	
75-69-4	Trichlorofluoromethane	ND	5.0	2.0	ug/kg	
75-01-4	Vinyl chloride	ND	5.0	1.5	ug/kg	
1330-20-7	Xylene (total)	ND	15	3.2	ug/kg	

CAS No.	Surrogate Recoveries	Limits
1868-53-7	Dibromofluoromethane	102% 80-121%

## Method Blank Summary

**Job Number:** C17064

**Account:** ALNCA Accutest Northern California, Inc.

**Project:** IRISECAO: Romic Soil Investigation(Romic EPA) - 2081 Bay Road,East Palo Alto,CA

Sample	File ID	DF	Analyzed	By	Prep Date	Prep Batch	Analytical Batch
VH2630-MB	H070883.D	1	08/04/11	AH	n/a	n/a	VH2630

The QC reported here applies to the following samples:

Method: SW846 8260B

C17064-6

CAS No.	Surrogate Recoveries	Limits
2037-26-5	Toluene-D8	91% 71-130%
460-00-4	4-Bromofluorobenzene	97% 59-148%
17060-07-0	1,2-Dichloroethane-D4	102% 77-123%

## Method Blank Summary

**Job Number:** C17064

**Account:** ALNCA Accutest Northern California, Inc.

**Project:** IRISECAO: Romic Soil Investigation(Romic EPA) - 2081 Bay Road,East Palo Alto,CA

Sample	File ID	DF	Analyzed	By	Prep Date	Prep Batch	Analytical Batch
VH2634-MB	H070998.D	1	08/09/11	AH	n/a	n/a	VH2634

The QC reported here applies to the following samples:

Method: SW846 8260B

C17064-29

CAS No.	Compound	Result	RL	MDL	Units	Q
67-64-1	Acetone	ND	50	20	ug/kg	
71-43-2	Benzene	ND	5.0	1.5	ug/kg	
108-86-1	Bromobenzene	ND	5.0	1.4	ug/kg	
74-97-5	Bromochloromethane	ND	5.0	1.4	ug/kg	
75-27-4	Bromodichloromethane	ND	5.0	1.1	ug/kg	
75-25-2	Bromoform	ND	5.0	1.5	ug/kg	
104-51-8	n-Butylbenzene	ND	5.0	1.3	ug/kg	
135-98-8	sec-Butylbenzene	ND	5.0	1.6	ug/kg	
98-06-6	tert-Butylbenzene	ND	5.0	1.2	ug/kg	
108-90-7	Chlorobenzene	ND	5.0	1.0	ug/kg	
75-00-3	Chloroethane	ND	5.0	2.0	ug/kg	
67-66-3	Chloroform	ND	5.0	1.2	ug/kg	
95-49-8	o-Chlorotoluene	ND	5.0	1.2	ug/kg	
106-43-4	p-Chlorotoluene	ND	5.0	1.2	ug/kg	
56-23-5	Carbon tetrachloride	ND	5.0	1.8	ug/kg	
75-34-3	1,1-Dichloroethane	ND	5.0	1.1	ug/kg	
75-35-4	1,1-Dichloroethylene	ND	5.0	1.4	ug/kg	
563-58-6	1,1-Dichloropropene	ND	5.0	1.3	ug/kg	
96-12-8	1,2-Dibromo-3-chloropropane	ND	5.0	2.3	ug/kg	
106-93-4	1,2-Dibromoethane	ND	5.0	1.0	ug/kg	
107-06-2	1,2-Dichloroethane	ND	5.0	1.0	ug/kg	
78-87-5	1,2-Dichloropropane	ND	5.0	1.2	ug/kg	
142-28-9	1,3-Dichloropropane	ND	5.0	1.0	ug/kg	
108-20-3	Di-Isopropyl ether	ND	5.0	1.0	ug/kg	
594-20-7	2,2-Dichloropropane	ND	5.0	1.4	ug/kg	
124-48-1	Dibromochloromethane	ND	5.0	1.0	ug/kg	
75-71-8	Dichlorodifluoromethane	ND	5.0	1.5	ug/kg	
156-59-2	cis-1,2-Dichloroethylene	ND	5.0	1.5	ug/kg	
10061-01-5	cis-1,3-Dichloropropene	ND	5.0	1.0	ug/kg	
541-73-1	m-Dichlorobenzene	ND	5.0	1.2	ug/kg	
95-50-1	o-Dichlorobenzene	ND	5.0	1.1	ug/kg	
106-46-7	p-Dichlorobenzene	ND	5.0	1.1	ug/kg	
156-60-5	trans-1,2-Dichloroethylene	ND	5.0	1.5	ug/kg	
10061-02-6	trans-1,3-Dichloropropene	ND	5.0	1.1	ug/kg	
100-41-4	Ethylbenzene	ND	5.0	1.0	ug/kg	
637-92-3	Ethyl tert-Butyl Ether	ND	5.0	1.3	ug/kg	

## Method Blank Summary

**Job Number:** C17064

**Account:** ALNCA Accutest Northern California, Inc.

**Project:** IRISECAO: Romic Soil Investigation(Romic EPA) - 2081 Bay Road,East Palo Alto,CA

Sample	File ID	DF	Analyzed	By	Prep Date	Prep Batch	Analytical Batch
VH2634-MB	H070998.D	1	08/09/11	AH	n/a	n/a	VH2634

The QC reported here applies to the following samples:

Method: SW846 8260B

C17064-29

CAS No.	Compound	Result	RL	MDL	Units	Q
591-78-6	2-Hexanone	ND	25	5.4	ug/kg	
87-68-3	Hexachlorobutadiene	ND	5.0	2.0	ug/kg	
98-82-8	Isopropylbenzene	ND	5.0	1.1	ug/kg	
99-87-6	p-Isopropyltoluene	ND	5.0	1.2	ug/kg	
108-10-1	4-Methyl-2-pentanone	ND	25	5.5	ug/kg	
74-83-9	Methyl bromide	ND	5.0	2.0	ug/kg	
74-87-3	Methyl chloride	ND	5.0	2.0	ug/kg	
74-95-3	Methylene bromide	ND	5.0	1.5	ug/kg	
75-09-2	Methylene chloride	ND	10	4.6	ug/kg	
78-93-3	Methyl ethyl ketone	ND	25	6.1	ug/kg	
1634-04-4	Methyl Tert Butyl Ether	ND	5.0	2.0	ug/kg	
91-20-3	Naphthalene	ND	5.0	2.0	ug/kg	
103-65-1	n-Propylbenzene	ND	5.0	1.4	ug/kg	
100-42-5	Styrene	ND	5.0	2.6	ug/kg	
994-05-8	Tert-Amyl Methyl Ether	ND	5.0	1.3	ug/kg	
75-65-0	Tert Butyl Alcohol	ND	50	20	ug/kg	
630-20-6	1,1,1,2-Tetrachloroethane	ND	5.0	1.0	ug/kg	
71-55-6	1,1,1-Trichloroethane	ND	5.0	1.1	ug/kg	
79-34-5	1,1,2,2-Tetrachloroethane	ND	5.0	1.2	ug/kg	
79-00-5	1,1,2-Trichloroethane	ND	5.0	1.1	ug/kg	
87-61-6	1,2,3-Trichlorobenzene	ND	5.0	1.0	ug/kg	
96-18-4	1,2,3-Trichloropropane	ND	5.0	1.7	ug/kg	
120-82-1	1,2,4-Trichlorobenzene	ND	5.0	1.2	ug/kg	
95-63-6	1,2,4-Trimethylbenzene	ND	5.0	1.1	ug/kg	
108-67-8	1,3,5-Trimethylbenzene	ND	5.0	1.3	ug/kg	
127-18-4	Tetrachloroethylene	ND	5.0	1.0	ug/kg	
108-88-3	Toluene	ND	5.0	1.2	ug/kg	
79-01-6	Trichloroethylene	ND	5.0	1.2	ug/kg	
75-69-4	Trichlorofluoromethane	ND	5.0	2.0	ug/kg	
75-01-4	Vinyl chloride	ND	5.0	1.5	ug/kg	
1330-20-7	Xylene (total)	ND	15	3.2	ug/kg	

CAS No.	Surrogate Recoveries	Limits
1868-53-7	Dibromofluoromethane	106% 80-121%



## Method Blank Summary

**Job Number:** C17064

**Account:** ALNCA Accutest Northern California, Inc.

**Project:** IRISECAO: Romic Soil Investigation(Romic EPA) - 2081 Bay Road,East Palo Alto,CA

Sample	File ID	DF	Analyzed	By	Prep Date	Prep Batch	Analytical Batch
VH2634-MB	H070998.D	1	08/09/11	AH	n/a	n/a	VH2634

The QC reported here applies to the following samples:

Method: SW846 8260B

C17064-29

CAS No.	Surrogate Recoveries	Limits
2037-26-5	Toluene-D8	93% 71-130%
460-00-4	4-Bromofluorobenzene	99% 59-148%
17060-07-0	1,2-Dichloroethane-D4	103% 77-123%

## Method Blank Summary

**Job Number:** C17064**Account:** ALNCA Accutest Northern California, Inc.**Project:** IRISECAO: Romic Soil Investigation(Romic EPA) - 2081 Bay Road,East Palo Alto,CA

Sample	File ID	DF	Analyzed	By	Prep Date	Prep Batch	Analytical Batch
VH2637-MB	H071090.D	1	08/12/11	AH	n/a	n/a	VH2637

**The QC reported here applies to the following samples:****Method:** SW846 8260B

C17064-26

CAS No.	Compound	Result	RL	MDL	Units	Q
67-64-1	Acetone	ND	50	20	ug/kg	
71-43-2	Benzene	ND	5.0	1.5	ug/kg	
108-86-1	Bromobenzene	ND	5.0	1.4	ug/kg	
74-97-5	Bromochloromethane	ND	5.0	1.4	ug/kg	
75-27-4	Bromodichloromethane	ND	5.0	1.1	ug/kg	
75-25-2	Bromoform	ND	5.0	1.5	ug/kg	
104-51-8	n-Butylbenzene	ND	5.0	1.3	ug/kg	
135-98-8	sec-Butylbenzene	ND	5.0	1.6	ug/kg	
98-06-6	tert-Butylbenzene	ND	5.0	1.2	ug/kg	
108-90-7	Chlorobenzene	ND	5.0	1.0	ug/kg	
75-00-3	Chloroethane	ND	5.0	2.0	ug/kg	
67-66-3	Chloroform	ND	5.0	1.2	ug/kg	
95-49-8	o-Chlorotoluene	ND	5.0	1.2	ug/kg	
106-43-4	p-Chlorotoluene	ND	5.0	1.2	ug/kg	
56-23-5	Carbon tetrachloride	ND	5.0	1.8	ug/kg	
75-34-3	1,1-Dichloroethane	ND	5.0	1.1	ug/kg	
75-35-4	1,1-Dichloroethylene	ND	5.0	1.4	ug/kg	
563-58-6	1,1-Dichloropropene	ND	5.0	1.3	ug/kg	
96-12-8	1,2-Dibromo-3-chloropropane	ND	5.0	2.3	ug/kg	
106-93-4	1,2-Dibromoethane	ND	5.0	1.0	ug/kg	
107-06-2	1,2-Dichloroethane	ND	5.0	1.0	ug/kg	
78-87-5	1,2-Dichloropropane	ND	5.0	1.2	ug/kg	
142-28-9	1,3-Dichloropropane	ND	5.0	1.0	ug/kg	
108-20-3	Di-Isopropyl ether	ND	5.0	1.0	ug/kg	
594-20-7	2,2-Dichloropropane	ND	5.0	1.4	ug/kg	
124-48-1	Dibromochloromethane	ND	5.0	1.0	ug/kg	
75-71-8	Dichlorodifluoromethane	ND	5.0	1.5	ug/kg	
156-59-2	cis-1,2-Dichloroethylene	ND	5.0	1.5	ug/kg	
10061-01-5	cis-1,3-Dichloropropene	ND	5.0	1.0	ug/kg	
541-73-1	m-Dichlorobenzene	ND	5.0	1.2	ug/kg	
95-50-1	o-Dichlorobenzene	ND	5.0	1.1	ug/kg	
106-46-7	p-Dichlorobenzene	ND	5.0	1.1	ug/kg	
156-60-5	trans-1,2-Dichloroethylene	ND	5.0	1.5	ug/kg	
10061-02-6	trans-1,3-Dichloropropene	ND	5.0	1.1	ug/kg	
100-41-4	Ethylbenzene	ND	5.0	1.0	ug/kg	
637-92-3	Ethyl tert-Butyl Ether	ND	5.0	1.3	ug/kg	

## Method Blank Summary

**Job Number:** C17064

**Account:** ALNCA Accutest Northern California, Inc.

**Project:** IRISECAO: Romic Soil Investigation(Romic EPA) - 2081 Bay Road,East Palo Alto,CA

Sample	File ID	DF	Analyzed	By	Prep Date	Prep Batch	Analytical Batch
VH2637-MB	H071090.D	1	08/12/11	AH	n/a	n/a	VH2637

The QC reported here applies to the following samples:

Method: SW846 8260B

C17064-26

CAS No.	Compound	Result	RL	MDL	Units	Q
591-78-6	2-Hexanone	ND	25	5.4	ug/kg	
87-68-3	Hexachlorobutadiene	ND	5.0	2.0	ug/kg	
98-82-8	Isopropylbenzene	ND	5.0	1.1	ug/kg	
99-87-6	p-Isopropyltoluene	ND	5.0	1.2	ug/kg	
108-10-1	4-Methyl-2-pentanone	ND	25	5.5	ug/kg	
74-83-9	Methyl bromide	ND	5.0	2.0	ug/kg	
74-87-3	Methyl chloride	ND	5.0	2.0	ug/kg	
74-95-3	Methylene bromide	ND	5.0	1.5	ug/kg	
75-09-2	Methylene chloride	5.3	10	4.6	ug/kg	J
78-93-3	Methyl ethyl ketone	ND	25	6.1	ug/kg	
1634-04-4	Methyl Tert Butyl Ether	ND	5.0	2.0	ug/kg	
91-20-3	Naphthalene	ND	5.0	2.0	ug/kg	
103-65-1	n-Propylbenzene	ND	5.0	1.4	ug/kg	
100-42-5	Styrene	ND	5.0	2.6	ug/kg	
994-05-8	Tert-Amyl Methyl Ether	ND	5.0	1.3	ug/kg	
75-65-0	Tert Butyl Alcohol	ND	50	20	ug/kg	
630-20-6	1,1,1,2-Tetrachloroethane	ND	5.0	1.0	ug/kg	
71-55-6	1,1,1-Trichloroethane	ND	5.0	1.1	ug/kg	
79-34-5	1,1,2,2-Tetrachloroethane	ND	5.0	1.2	ug/kg	
79-00-5	1,1,2-Trichloroethane	ND	5.0	1.1	ug/kg	
87-61-6	1,2,3-Trichlorobenzene	ND	5.0	1.0	ug/kg	
96-18-4	1,2,3-Trichloropropane	ND	5.0	1.7	ug/kg	
120-82-1	1,2,4-Trichlorobenzene	ND	5.0	1.2	ug/kg	
95-63-6	1,2,4-Trimethylbenzene	ND	5.0	1.1	ug/kg	
108-67-8	1,3,5-Trimethylbenzene	ND	5.0	1.3	ug/kg	
127-18-4	Tetrachloroethylene	ND	5.0	1.0	ug/kg	
108-88-3	Toluene	ND	5.0	1.2	ug/kg	
79-01-6	Trichloroethylene	ND	5.0	1.2	ug/kg	
75-69-4	Trichlorofluoromethane	ND	5.0	2.0	ug/kg	
75-01-4	Vinyl chloride	ND	5.0	1.5	ug/kg	
1330-20-7	Xylene (total)	ND	15	3.2	ug/kg	

CAS No.	Surrogate Recoveries	Limits
1868-53-7	Dibromofluoromethane	114% 80-121%

## Method Blank Summary

**Job Number:** C17064

**Account:** ALNCA Accutest Northern California, Inc.

**Project:** IRISECAO: Romic Soil Investigation(Romic EPA) - 2081 Bay Road,East Palo Alto,CA

Sample	File ID	DF	Analyzed	By	Prep Date	Prep Batch	Analytical Batch
VH2637-MB	H071090.D	1	08/12/11	AH	n/a	n/a	VH2637

The QC reported here applies to the following samples:

Method: SW846 8260B

C17064-26

CAS No.	Surrogate Recoveries	Limits
2037-26-5	Toluene-D8	92% 71-130%
460-00-4	4-Bromofluorobenzene	95% 59-148%
17060-07-0	1,2-Dichloroethane-D4	109% 77-123%

# Blank Spike Summary

**Job Number:** C17064

**Account:** ALNCA Accutest Northern California, Inc.

**Project:** IRISECAO: Romic Soil Investigation(Romic EPA) - 2081 Bay Road,East Palo Alto,CA

Sample	File ID	DF	Analyzed	By	Prep Date	Prep Batch	Analytical Batch
VF1546-BS	F051074.D	1	07/29/11	SH	n/a	n/a	VF1546

The QC reported here applies to the following samples:

Method: SW846 8260B

C17064-1, C17064-2

CAS No.	Compound	Spike ug/kg	BSP ug/kg	BSP %	Limits
67-64-1	Acetone	250	110	44*	61-144
71-43-2	Benzene	50	51.6	103	78-130
108-86-1	Bromobenzene	50	51.2	102	78-123
74-97-5	Bromochloromethane	50	48.7	97	72-122
75-27-4	Bromodichloromethane	50	51.3	103	73-122
75-25-2	Bromoform	50	50.0	100	70-139
104-51-8	n-Butylbenzene	50	50.5	101	80-138
135-98-8	sec-Butylbenzene	50	51.3	103	82-132
98-06-6	tert-Butylbenzene	50	50.0	100	79-130
108-90-7	Chlorobenzene	50	51.9	104	83-122
75-00-3	Chloroethane	50	52.5	105	61-153
67-66-3	Chloroform	50	51.2	102	79-129
95-49-8	o-Chlorotoluene	50	49.5	99	77-123
106-43-4	p-Chlorotoluene	50	50.9	102	78-129
56-23-5	Carbon tetrachloride	50	53.6	107	79-135
75-34-3	1,1-Dichloroethane	50	50.6	101	77-132
75-35-4	1,1-Dichloroethylene	50	53.2	106	66-132
563-58-6	1,1-Dichloropropene	50	53.8	108	81-133
96-12-8	1,2-Dibromo-3-chloropropane	50	45.6	91	67-129
106-93-4	1,2-Dibromoethane	50	49.5	99	77-126
107-06-2	1,2-Dichloroethane	50	50.7	101	78-129
78-87-5	1,2-Dichloropropane	50	50.8	102	74-127
142-28-9	1,3-Dichloropropane	50	49.2	98	78-118
108-20-3	Di-Isopropyl ether	50	50.9	102	75-131
594-20-7	2,2-Dichloropropane	50	53.2	106	80-137
124-48-1	Dibromochloromethane	50	50.1	100	78-117
75-71-8	Dichlorodifluoromethane	50	83.3	167*	35-162
156-59-2	cis-1,2-Dichloroethylene	50	50.1	100	74-123
10061-01-5	cis-1,3-Dichloropropene	50	53.2	106	79-130
541-73-1	m-Dichlorobenzene	50	50.7	101	82-126
95-50-1	o-Dichlorobenzene	50	49.4	99	83-123
106-46-7	p-Dichlorobenzene	50	50.4	101	84-124
156-60-5	trans-1,2-Dichloroethylene	50	50.8	102	77-129
10061-02-6	trans-1,3-Dichloropropene	50	54.2	108	87-131
100-41-4	Ethylbenzene	50	49.8	100	82-124
637-92-3	Ethyl tert-Butyl Ether	50	48.9	98	85-141

# Blank Spike Summary

**Job Number:** C17064

**Account:** ALNCA Accutest Northern California, Inc.

**Project:** IRISECAO: Romic Soil Investigation(Romic EPA) - 2081 Bay Road,East Palo Alto,CA

Sample	File ID	DF	Analyzed	By	Prep Date	Prep Batch	Analytical Batch
VF1546-BS	F051074.D	1	07/29/11	SH	n/a	n/a	VF1546

The QC reported here applies to the following samples:

Method: SW846 8260B

C17064-1, C17064-2

CAS No.	Compound	Spike ug/kg	BSP ug/kg	BSP %	Limits
591-78-6	2-Hexanone	250	201	80	67-130
87-68-3	Hexachlorobutadiene	50	54.9	110	77-150
98-82-8	Isopropylbenzene	50	60.5	121	82-133
99-87-6	p-Isopropyltoluene	50	51.9	104	82-132
108-10-1	4-Methyl-2-pentanone	250	235	94	69-125
74-83-9	Methyl bromide	50	52.5	105	60-146
74-87-3	Methyl chloride	50	58.9	118	58-163
74-95-3	Methylene bromide	50	50.6	101	75-128
75-09-2	Methylene chloride	50	50.2	100	62-140
78-93-3	Methyl ethyl ketone	250	167	67	66-134
1634-04-4	Methyl Tert Butyl Ether	50	48.3	97	70-131
91-20-3	Naphthalene	50	47.3	95	59-143
103-65-1	n-Propylbenzene	50	51.4	103	78-129
100-42-5	Styrene	50	51.2	102	79-123
994-05-8	Tert-Amyl Methyl Ether	50	50.4	101	76-130
75-65-0	Tert Butyl Alcohol	500	511	102	72-124
630-20-6	1,1,1,2-Tetrachloroethane	50	51.1	102	81-121
71-55-6	1,1,1-Trichloroethane	50	52.8	106	80-133
79-34-5	1,1,2,2-Tetrachloroethane	50	46.5	93	70-128
79-00-5	1,1,2-Trichloroethane	50	48.9	98	76-118
87-61-6	1,2,3-Trichlorobenzene	50	51.5	103	78-136
96-18-4	1,2,3-Trichloropropane	50	47.8	96	74-125
120-82-1	1,2,4-Trichlorobenzene	50	53.2	106	82-137
95-63-6	1,2,4-Trimethylbenzene	50	48.4	97	77-129
108-67-8	1,3,5-Trimethylbenzene	50	48.6	97	79-129
127-18-4	Tetrachloroethylene	50	53.1	106	79-132
108-88-3	Toluene	50	50.7	101	80-123
75-69-4	Trichlorofluoromethane	50	60.8	122	67-149
75-01-4	Vinyl chloride	50	56.0	112	60-145
1330-20-7	Xylene (total)	150	153	102	83-127

CAS No.	Surrogate Recoveries	BSP	Limits
1868-53-7	Dibromofluoromethane	100%	80-121%
2037-26-5	Toluene-D8	98%	71-130%

8.2.1  
8

# Blank Spike Summary

**Job Number:** C17064

**Account:** ALNCA Accutest Northern California, Inc.

**Project:** IRISECAO: Romic Soil Investigation(Romic EPA) - 2081 Bay Road,East Palo Alto,CA

Sample	File ID	DF	Analyzed	By	Prep Date	Prep Batch	Analytical Batch
VF1546-BS	F051074.D	1	07/29/11	SH	n/a	n/a	VF1546

The QC reported here applies to the following samples:

Method: SW846 8260B

C17064-1, C17064-2

CAS No.	Surrogate Recoveries	BSP	Limits
460-00-4	4-Bromofluorobenzene	102%	59-148%
17060-07-0	1,2-Dichloroethane-D4	105%	77-123%

# Blank Spike Summary

**Job Number:** C17064

**Account:** ALNCA Accutest Northern California, Inc.

**Project:** IRISECAO: Romic Soil Investigation(Romic EPA) - 2081 Bay Road,East Palo Alto,CA

Sample	File ID	DF	Analyzed	By	Prep Date	Prep Batch	Analytical Batch
VH2625-BS	H070729.D	1	07/29/11	AH	n/a	n/a	VH2625

The QC reported here applies to the following samples:

Method: SW846 8260B

C17064-4, C17064-5, C17064-7, C17064-8

CAS No.	Compound	Spike ug/kg	BSP ug/kg	BSP %	Limits
67-64-1	Acetone	250	93.0	37*	61-144
71-43-2	Benzene	50	51.6	103	78-130
108-86-1	Bromobenzene	50	55.8	112	78-123
74-97-5	Bromochloromethane	50	49.5	99	72-122
75-27-4	Bromodichloromethane	50	53.2	106	73-122
75-25-2	Bromoform	50	56.3	113	70-139
104-51-8	n-Butylbenzene	50	57.6	115	80-138
135-98-8	sec-Butylbenzene	50	57.5	115	82-132
98-06-6	tert-Butylbenzene	50	56.9	114	79-130
108-90-7	Chlorobenzene	50	56.2	112	83-122
75-00-3	Chloroethane	50	53.7	107	61-153
67-66-3	Chloroform	50	51.4	103	79-129
95-49-8	o-Chlorotoluene	50	55.1	110	77-123
106-43-4	p-Chlorotoluene	50	57.6	115	78-129
56-23-5	Carbon tetrachloride	50	51.0	102	79-135
75-34-3	1,1-Dichloroethane	50	48.7	97	77-132
75-35-4	1,1-Dichloroethylene	50	46.7	93	66-132
563-58-6	1,1-Dichloropropene	50	51.9	104	81-133
96-12-8	1,2-Dibromo-3-chloropropane	50	52.2	104	67-129
106-93-4	1,2-Dibromoethane	50	56.2	112	77-126
107-06-2	1,2-Dichloroethane	50	52.0	104	78-129
78-87-5	1,2-Dichloropropane	50	50.4	101	74-127
142-28-9	1,3-Dichloropropane	50	52.3	105	78-118
108-20-3	Di-Isopropyl ether	50	48.7	97	75-131
594-20-7	2,2-Dichloropropane	50	51.1	102	80-137
124-48-1	Dibromochloromethane	50	58.8	118*	78-117
75-71-8	Dichlorodifluoromethane	50	86.1	172*	35-162
156-59-2	cis-1,2-Dichloroethylene	50	48.4	97	74-123
10061-01-5	cis-1,3-Dichloropropene	50	53.4	107	79-130
541-73-1	m-Dichlorobenzene	50	58.4	117	82-126
95-50-1	o-Dichlorobenzene	50	57.9	116	83-123
106-46-7	p-Dichlorobenzene	50	56.5	113	84-124
156-60-5	trans-1,2-Dichloroethylene	50	48.1	96	77-129
10061-02-6	trans-1,3-Dichloropropene	50	65.0	130	87-131
100-41-4	Ethylbenzene	50	54.5	109	82-124
637-92-3	Ethyl tert-Butyl Ether	50	48.3	97	85-141



# Blank Spike Summary

**Job Number:** C17064  
**Account:** ALNCA Accutest Northern California, Inc.  
**Project:** IRISECAO: Romic Soil Investigation(Romic EPA) - 2081 Bay Road,East Palo Alto,CA

Sample	File ID	DF	Analyzed	By	Prep Date	Prep Batch	Analytical Batch
VH2625-BS	H070729.D	1	07/29/11	AH	n/a	n/a	VH2625

**The QC reported here applies to the following samples:** **Method:** SW846 8260B

C17064-4, C17064-5, C17064-7, C17064-8

CAS No.	Compound	Spike ug/kg	BSP ug/kg	BSP %	Limits
591-78-6	2-Hexanone	250	197	79	67-130
87-68-3	Hexachlorobutadiene	50	59.6	119	77-150
98-82-8	Isopropylbenzene	50	63.1	126	82-133
99-87-6	p-Isopropyltoluene	50	58.7	117	82-132
108-10-1	4-Methyl-2-pentanone	250	272	109	69-125
74-83-9	Methyl bromide	50	55.3	111	60-146
74-87-3	Methyl chloride	50	66.2	132	58-163
74-95-3	Methylene bromide	50	51.8	104	75-128
75-09-2	Methylene chloride	50	50.0	100	62-140
78-93-3	Methyl ethyl ketone	250	155	62*	66-134
1634-04-4	Methyl Tert Butyl Ether	50	46.9	94	70-131
91-20-3	Naphthalene	50	53.1	106	59-143
103-65-1	n-Propylbenzene	50	56.8	114	78-129
100-42-5	Styrene	50	55.5	111	79-123
994-05-8	Tert-Amyl Methyl Ether	50	49.8	100	76-130
75-65-0	Tert Butyl Alcohol	500	472	94	72-124
630-20-6	1,1,1,2-Tetrachloroethane	50	55.6	111	81-121
71-55-6	1,1,1-Trichloroethane	50	50.5	101	80-133
79-34-5	1,1,2,2-Tetrachloroethane	50	54.9	110	70-128
79-00-5	1,1,2-Trichloroethane	50	58.2	116	76-118
87-61-6	1,2,3-Trichlorobenzene	50	55.2	110	78-136
96-18-4	1,2,3-Trichloropropane	50	54.9	110	74-125
120-82-1	1,2,4-Trichlorobenzene	50	58.3	117	82-137
95-63-6	1,2,4-Trimethylbenzene	50	56.4	113	77-129
108-67-8	1,3,5-Trimethylbenzene	50	54.7	109	79-129
127-18-4	Tetrachloroethylene	50	55.6	111	79-132
108-88-3	Toluene	50	53.6	107	80-123
79-01-6	Trichloroethylene	50	52.3	105	78-132
75-69-4	Trichlorofluoromethane	50	62.1	124	67-149
75-01-4	Vinyl chloride	50	51.2	102	60-145
1330-20-7	Xylene (total)	150	165	110	83-127

CAS No.	Surrogate Recoveries	BSP	Limits
1868-53-7	Dibromofluoromethane	97%	80-121%

8.2.2  
8

# Blank Spike Summary

**Job Number:** C17064  
**Account:** ALNCA Accutest Northern California, Inc.  
**Project:** IRISECAO: Romic Soil Investigation(Romic EPA) - 2081 Bay Road,East Palo Alto,CA

Sample	File ID	DF	Analyzed	By	Prep Date	Prep Batch	Analytical Batch
VH2625-BS	H070729.D	1	07/29/11	AH	n/a	n/a	VH2625

The QC reported here applies to the following samples:

Method: SW846 8260B

C17064-4, C17064-5, C17064-7, C17064-8

CAS No.	Surrogate Recoveries	BSP	Limits
2037-26-5	Toluene-D8	98%	71-130%
460-00-4	4-Bromofluorobenzene	98%	59-148%
17060-07-0	1,2-Dichloroethane-D4	103%	77-123%

# Blank Spike Summary

**Job Number:** C17064

**Account:** ALNCA Accutest Northern California, Inc.

**Project:** IRISECAO: Romic Soil Investigation(Romic EPA) - 2081 Bay Road,East Palo Alto,CA

Sample	File ID	DF	Analyzed	By	Prep Date	Prep Batch	Analytical Batch
VF1547-BS	F051103.D	1	07/30/11	WV	n/a	n/a	VF1547

The QC reported here applies to the following samples:

Method: SW846 8260B

C17064-1, C17064-2, C17064-11, C17064-13, C17064-14, C17064-15, C17064-16, C17064-17, C17064-19, C17064-20, C17064-21, C17064-22, C17064-23

CAS No.	Compound	Spike ug/kg	BSP ug/kg	BSP %	Limits
67-64-1	Acetone	250	99.8	40*	61-144
71-43-2	Benzene	50	52.3	105	78-130
108-86-1	Bromobenzene	50	49.6	99	78-123
74-97-5	Bromochloromethane	50	48.5	97	72-122
75-27-4	Bromodichloromethane	50	52.0	104	73-122
75-25-2	Bromoform	50	48.4	97	70-139
104-51-8	n-Butylbenzene	50	50.8	102	80-138
135-98-8	sec-Butylbenzene	50	50.7	101	82-132
98-06-6	tert-Butylbenzene	50	49.4	99	79-130
108-90-7	Chlorobenzene	50	51.4	103	83-122
75-00-3	Chloroethane	50	56.6	113	61-153
67-66-3	Chloroform	50	52.1	104	79-129
95-49-8	o-Chlorotoluene	50	48.4	97	77-123
106-43-4	p-Chlorotoluene	50	50.0	100	78-129
56-23-5	Carbon tetrachloride	50	55.1	110	79-135
75-34-3	1,1-Dichloroethane	50	51.4	103	77-132
75-35-4	1,1-Dichloroethylene	50	52.3	105	66-132
563-58-6	1,1-Dichloropropene	50	55.8	112	81-133
96-12-8	1,2-Dibromo-3-chloropropane	50	42.5	85	67-129
106-93-4	1,2-Dibromoethane	50	47.1	94	77-126
107-06-2	1,2-Dichloroethane	50	51.4	103	78-129
78-87-5	1,2-Dichloropropane	50	51.4	103	74-127
142-28-9	1,3-Dichloropropane	50	47.0	94	78-118
108-20-3	Di-Isopropyl ether	50	50.8	102	75-131
594-20-7	2,2-Dichloropropane	50	55.4	111	80-137
124-48-1	Dibromochloromethane	50	48.7	97	78-117
75-71-8	Dichlorodifluoromethane	50	90.5	181*	35-162
156-59-2	cis-1,2-Dichloroethylene	50	50.5	101	74-123
10061-01-5	cis-1,3-Dichloropropene	50	53.0	106	79-130
541-73-1	m-Dichlorobenzene	50	49.7	99	82-126
95-50-1	o-Dichlorobenzene	50	48.3	97	83-123
106-46-7	p-Dichlorobenzene	50	49.9	100	84-124
156-60-5	trans-1,2-Dichloroethylene	50	51.5	103	77-129
10061-02-6	trans-1,3-Dichloropropene	50	52.8	106	87-131
100-41-4	Ethylbenzene	50	49.3	99	82-124
637-92-3	Ethyl tert-Butyl Ether	50	48.4	97	85-141

8.2.3  
8

# Blank Spike Summary

**Job Number:** C17064

**Account:** ALNCA Accutest Northern California, Inc.

**Project:** IRISECAO: Romic Soil Investigation(Romic EPA) - 2081 Bay Road,East Palo Alto,CA

Sample	File ID	DF	Analyzed	By	Prep Date	Prep Batch	Analytical Batch
VF1547-BS	F051103.D	1	07/30/11	WV	n/a	n/a	VF1547

The QC reported here applies to the following samples:

Method: SW846 8260B

C17064-1, C17064-2, C17064-11, C17064-13, C17064-14, C17064-15, C17064-16, C17064-17, C17064-19, C17064-20, C17064-21, C17064-22, C17064-23

CAS No.	Compound	Spike ug/kg	BSP ug/kg	BSP %	Limits
591-78-6	2-Hexanone	250	179	72	67-130
87-68-3	Hexachlorobutadiene	50	56.0	112	77-150
98-82-8	Isopropylbenzene	50	60.4	121	82-133
99-87-6	p-Isopropyltoluene	50	52.0	104	82-132
108-10-1	4-Methyl-2-pentanone	250	211	84	69-125
74-83-9	Methyl bromide	50	55.6	111	60-146
74-87-3	Methyl chloride	50	60.3	121	58-163
74-95-3	Methylene bromide	50	49.8	100	75-128
75-09-2	Methylene chloride	50	45.7	91	62-140
78-93-3	Methyl ethyl ketone	250	152	61*	66-134
1634-04-4	Methyl Tert Butyl Ether	50	47.0	94	70-131
91-20-3	Naphthalene	50	44.2	88	59-143
103-65-1	n-Propylbenzene	50	50.9	102	78-129
100-42-5	Styrene	50	50.4	101	79-123
994-05-8	Tert-Amyl Methyl Ether	50	48.2	96	76-130
75-65-0	Tert Butyl Alcohol	500	442	88	72-124
630-20-6	1,1,1,2-Tetrachloroethane	50	50.8	102	81-121
71-55-6	1,1,1-Trichloroethane	50	54.2	108	80-133
79-34-5	1,1,2,2-Tetrachloroethane	50	43.0	86	70-128
79-00-5	1,1,2-Trichloroethane	50	46.3	93	76-118
87-61-6	1,2,3-Trichlorobenzene	50	50.4	101	78-136
96-18-4	1,2,3-Trichloropropane	50	44.1	88	74-125
120-82-1	1,2,4-Trichlorobenzene	50	53.0	106	82-137
95-63-6	1,2,4-Trimethylbenzene	50	47.9	96	77-129
108-67-8	1,3,5-Trimethylbenzene	50	47.8	96	79-129
127-18-4	Tetrachloroethylene	50	53.3	107	79-132
108-88-3	Toluene	50	50.0	100	80-123
79-01-6	Trichloroethylene	50	54.0	108	78-132
75-69-4	Trichlorofluoromethane	50	68.0	136	67-149
75-01-4	Vinyl chloride	50	58.9	118	60-145
1330-20-7	Xylene (total)	150	151	101	83-127

CAS No.	Surrogate Recoveries	BSP	Limits
1868-53-7	Dibromofluoromethane	99%	80-121%

8.2.3  
8

## Blank Spike Summary

**Job Number:** C17064  
**Account:** ALNCA Accutest Northern California, Inc.  
**Project:** IRISECAO: Romic Soil Investigation(Romic EPA) - 2081 Bay Road,East Palo Alto,CA

Sample	File ID	DF	Analyzed	By	Prep Date	Prep Batch	Analytical Batch
VF1547-BS	F051103.D	1	07/30/11	WV	n/a	n/a	VF1547

The QC reported here applies to the following samples:

Method: SW846 8260B

C17064-1, C17064-2, C17064-11, C17064-13, C17064-14, C17064-15, C17064-16, C17064-17, C17064-19, C17064-20, C17064-21, C17064-22, C17064-23

CAS No.	Surrogate Recoveries	BSP	Limits
2037-26-5	Toluene-D8	97%	71-130%
460-00-4	4-Bromofluorobenzene	101%	59-148%
17060-07-0	1,2-Dichloroethane-D4	105%	77-123%

# Blank Spike Summary

**Job Number:** C17064

**Account:** ALNCA Accutest Northern California, Inc.

**Project:** IRISECAO: Romic Soil Investigation(Romic EPA) - 2081 Bay Road,East Palo Alto,CA

Sample	File ID	DF	Analyzed	By	Prep Date	Prep Batch	Analytical Batch
VF1548-BS	F051132.D	1	08/01/11	WV	n/a	n/a	VF1548

The QC reported here applies to the following samples:

Method: SW846 8260B

C17064-14, C17064-18, C17064-19, C17064-21

CAS No.	Compound	Spike ug/kg	BSP ug/kg	BSP %	Limits
67-64-1	Acetone	250	109	44*	61-144
71-43-2	Benzene	50	59.1	118	78-130
108-86-1	Bromobenzene	50	53.0	106	78-123
74-97-5	Bromochloromethane	50	51.5	103	72-122
75-27-4	Bromodichloromethane	50	57.3	115	73-122
75-25-2	Bromoform	50	50.4	101	70-139
104-51-8	n-Butylbenzene	50	55.3	111	80-138
135-98-8	sec-Butylbenzene	50	55.5	111	82-132
98-06-6	tert-Butylbenzene	50	54.1	108	79-130
108-90-7	Chlorobenzene	50	55.3	111	83-122
75-00-3	Chloroethane	50	64.8	130	61-153
67-66-3	Chloroform	50	57.8	116	79-129
95-49-8	o-Chlorotoluene	50	52.8	106	77-123
106-43-4	p-Chlorotoluene	50	54.5	109	78-129
56-23-5	Carbon tetrachloride	50	63.5	127	79-135
75-34-3	1,1-Dichloroethane	50	59.0	118	77-132
75-35-4	1,1-Dichloroethylene	50	66.0	132	66-132
563-58-6	1,1-Dichloropropene	50	63.6	127	81-133
96-12-8	1,2-Dibromo-3-chloropropane	50	42.4	85	67-129
106-93-4	1,2-Dibromoethane	50	49.6	99	77-126
107-06-2	1,2-Dichloroethane	50	56.6	113	78-129
78-87-5	1,2-Dichloropropane	50	56.7	113	74-127
142-28-9	1,3-Dichloropropane	50	50.7	101	78-118
108-20-3	Di-Isopropyl ether	50	56.0	112	75-131
594-20-7	2,2-Dichloropropane	50	63.4	127	80-137
124-48-1	Dibromochloromethane	50	52.3	105	78-117
75-71-8	Dichlorodifluoromethane	50	98.8	198*	35-162
156-59-2	cis-1,2-Dichloroethylene	50	56.4	113	74-123
10061-01-5	cis-1,3-Dichloropropene	50	58.9	118	79-130
541-73-1	m-Dichlorobenzene	50	53.0	106	82-126
95-50-1	o-Dichlorobenzene	50	51.3	103	83-123
106-46-7	p-Dichlorobenzene	50	52.8	106	84-124
156-60-5	trans-1,2-Dichloroethylene	50	60.3	121	77-129
10061-02-6	trans-1,3-Dichloropropene	50	56.8	114	87-131
100-41-4	Ethylbenzene	50	53.8	108	82-124
637-92-3	Ethyl tert-Butyl Ether	50	52.6	105	85-141

# Blank Spike Summary

**Job Number:** C17064

**Account:** ALNCA Accutest Northern California, Inc.

**Project:** IRISECAO: Romic Soil Investigation(Romic EPA) - 2081 Bay Road,East Palo Alto,CA

Sample	File ID	DF	Analyzed	By	Prep Date	Prep Batch	Analytical Batch
VF1548-BS	F051132.D	1	08/01/11	WV	n/a	n/a	VF1548

The QC reported here applies to the following samples:

Method: SW846 8260B

C17064-14, C17064-18, C17064-19, C17064-21

CAS No.	Compound	Spike ug/kg	BSP ug/kg	BSP %	Limits
591-78-6	2-Hexanone	250	187	75	67-130
87-68-3	Hexachlorobutadiene	50	60.6	121	77-150
98-82-8	Isopropylbenzene	50	64.9	130	82-133
99-87-6	p-Isopropyltoluene	50	56.1	112	82-132
108-10-1	4-Methyl-2-pentanone	250	224	90	69-125
74-83-9	Methyl bromide	50	61.4	123	60-146
74-87-3	Methyl chloride	50	68.1	136	58-163
74-95-3	Methylene bromide	50	54.2	108	75-128
75-09-2	Methylene chloride	50	52.6	105	62-140
78-93-3	Methyl ethyl ketone	250	164	66	66-134
1634-04-4	Methyl Tert Butyl Ether	50	51.9	104	70-131
91-20-3	Naphthalene	50	45.3	91	59-143
103-65-1	n-Propylbenzene	50	55.4	111	78-129
100-42-5	Styrene	50	53.9	108	79-123
994-05-8	Tert-Amyl Methyl Ether	50	53.5	107	76-130
75-65-0	Tert Butyl Alcohol	500	461	92	72-124
630-20-6	1,1,1,2-Tetrachloroethane	50	54.3	109	81-121
71-55-6	1,1,1-Trichloroethane	50	61.9	124	80-133
79-34-5	1,1,2,2-Tetrachloroethane	50	45.8	92	70-128
79-00-5	1,1,2-Trichloroethane	50	50.1	100	76-118
87-61-6	1,2,3-Trichlorobenzene	50	52.9	106	78-136
96-18-4	1,2,3-Trichloropropane	50	46.2	92	74-125
120-82-1	1,2,4-Trichlorobenzene	50	55.9	112	82-137
95-63-6	1,2,4-Trimethylbenzene	50	51.6	103	77-129
108-67-8	1,3,5-Trimethylbenzene	50	51.9	104	79-129
127-18-4	Tetrachloroethylene	50	57.5	115	79-132
108-88-3	Toluene	50	55.1	110	80-123
79-01-6	Trichloroethylene	50	60.2	120	78-132
75-69-4	Trichlorofluoromethane	50	75.0	150*	67-149
75-01-4	Vinyl chloride	50	65.2	130	60-145
1330-20-7	Xylene (total)	150	164	109	83-127

CAS No.	Surrogate Recoveries	BSP	Limits
1868-53-7	Dibromofluoromethane	102%	80-121%

8.2.4  
8

# Blank Spike Summary

**Job Number:** C17064  
**Account:** ALNCA Accutest Northern California, Inc.  
**Project:** IRISECAO: Romic Soil Investigation(Romic EPA) - 2081 Bay Road,East Palo Alto,CA

Sample	File ID	DF	Analyzed	By	Prep Date	Prep Batch	Analytical Batch
VF1548-BS	F051132.D	1	08/01/11	WV	n/a	n/a	VF1548

The QC reported here applies to the following samples:

Method: SW846 8260B

C17064-14, C17064-18, C17064-19, C17064-21

CAS No.	Surrogate Recoveries	BSP	Limits
2037-26-5	Toluene-D8	98%	71-130%
460-00-4	4-Bromofluorobenzene	101%	59-148%
17060-07-0	1,2-Dichloroethane-D4	101%	77-123%



# Blank Spike Summary

**Job Number:** C17064

**Account:** ALNCA Accutest Northern California, Inc.

**Project:** IRISECAO: Romic Soil Investigation(Romic EPA) - 2081 Bay Road,East Palo Alto,CA

Sample	File ID	DF	Analyzed	By	Prep Date	Prep Batch	Analytical Batch
VG2761-BS	G0073958.D	1	08/01/11	MM	n/a	n/a	VG2761

The QC reported here applies to the following samples:

Method: SW846 8260B

C17064-24, C17064-25, C17064-27, C17064-28, C17064-30, C17064-31, C17064-32, C17064-33

CAS No.	Compound	Spike ug/kg	BSP ug/kg	BSP %	Limits
67-64-1	Acetone	250	111	44*	61-144
71-43-2	Benzene	50	55.7	111	78-130
108-86-1	Bromobenzene	50	51.1	102	78-123
74-97-5	Bromochloromethane	50	52.3	105	72-122
75-27-4	Bromodichloromethane	50	53.4	107	73-122
75-25-2	Bromoform	50	51.9	104	70-139
104-51-8	n-Butylbenzene	50	53.1	106	80-138
135-98-8	sec-Butylbenzene	50	53.6	107	82-132
98-06-6	tert-Butylbenzene	50	52.7	105	79-130
108-90-7	Chlorobenzene	50	54.3	109	83-122
75-00-3	Chloroethane	50	65.4	131	61-153
67-66-3	Chloroform	50	54.6	109	79-129
95-49-8	o-Chlorotoluene	50	51.6	103	77-123
106-43-4	p-Chlorotoluene	50	53.9	108	78-129
56-23-5	Carbon tetrachloride	50	56.2	112	79-135
75-34-3	1,1-Dichloroethane	50	52.6	105	77-132
75-35-4	1,1-Dichloroethylene	50	44.4	89	66-132
563-58-6	1,1-Dichloropropene	50	57.5	115	81-133
96-12-8	1,2-Dibromo-3-chloropropane	50	45.7	91	67-129
106-93-4	1,2-Dibromoethane	50	42.5	85	77-126
107-06-2	1,2-Dichloroethane	50	51.7	103	78-129
78-87-5	1,2-Dichloropropane	50	50.5	101	74-127
142-28-9	1,3-Dichloropropane	50	47.5	95	78-118
108-20-3	Di-Isopropyl ether	50	49.8	100	75-131
594-20-7	2,2-Dichloropropane	50	58.8	118	80-137
124-48-1	Dibromochloromethane	50	43.6	87	78-117
75-71-8	Dichlorodifluoromethane	50	76.0	152	35-162
156-59-2	cis-1,2-Dichloroethylene	50	54.2	108	74-123
10061-01-5	cis-1,3-Dichloropropene	50	54.4	109	79-130
541-73-1	m-Dichlorobenzene	50	53.4	107	82-126
95-50-1	o-Dichlorobenzene	50	52.3	105	83-123
106-46-7	p-Dichlorobenzene	50	53.1	106	84-124
156-60-5	trans-1,2-Dichloroethylene	50	53.8	108	77-129
10061-02-6	trans-1,3-Dichloropropene	50	54.3	109	87-131
100-41-4	Ethylbenzene	50	53.4	107	82-124
637-92-3	Ethyl tert-Butyl Ether	50	52.0	104	85-141

# Blank Spike Summary

**Job Number:** C17064

**Account:** ALNCA Accutest Northern California, Inc.

**Project:** IRISECAO: Romic Soil Investigation(Romic EPA) - 2081 Bay Road,East Palo Alto,CA

Sample	File ID	DF	Analyzed	By	Prep Date	Prep Batch	Analytical Batch
VG2761-BS	G0073958.D	1	08/01/11	MM	n/a	n/a	VG2761

The QC reported here applies to the following samples:

Method: SW846 8260B

C17064-24, C17064-25, C17064-27, C17064-28, C17064-30, C17064-31, C17064-32, C17064-33

CAS No.	Compound	Spike ug/kg	BSP ug/kg	BSP %	Limits
591-78-6	2-Hexanone	250	197	79	67-130
87-68-3	Hexachlorobutadiene	50	56.5	113	77-150
98-82-8	Isopropylbenzene	50	62.4	125	82-133
99-87-6	p-Isopropyltoluene	50	55.1	110	82-132
108-10-1	4-Methyl-2-pentanone	250	223	89	69-125
74-83-9	Methyl bromide	50	56.1	112	60-146
74-87-3	Methyl chloride	50	56.3	113	58-163
74-95-3	Methylene bromide	50	51.6	103	75-128
75-09-2	Methylene chloride	50	51.9	104	62-140
78-93-3	Methyl ethyl ketone	250	168	67	66-134
1634-04-4	Methyl Tert Butyl Ether	50	50.3	101	70-131
91-20-3	Naphthalene	50	44.3	89	59-143
103-65-1	n-Propylbenzene	50	54.0	108	78-129
100-42-5	Styrene	50	53.4	107	79-123
994-05-8	Tert-Amyl Methyl Ether	50	54.8	110	76-130
75-65-0	Tert Butyl Alcohol	500	391	78	72-124
630-20-6	1,1,1,2-Tetrachloroethane	50	53.6	107	81-121
71-55-6	1,1,1-Trichloroethane	50	57.6	115	80-133
79-34-5	1,1,2,2-Tetrachloroethane	50	46.5	93	70-128
79-00-5	1,1,2-Trichloroethane	50	48.3	97	76-118
87-61-6	1,2,3-Trichlorobenzene	50	55.8	112	78-136
96-18-4	1,2,3-Trichloropropane	50	49.1	98	74-125
120-82-1	1,2,4-Trichlorobenzene	50	51.6	103	82-137
95-63-6	1,2,4-Trimethylbenzene	50	52.0	104	77-129
108-67-8	1,3,5-Trimethylbenzene	50	52.5	105	79-129
127-18-4	Tetrachloroethylene	50	58.5	117	79-132
108-88-3	Toluene	50	51.8	104	80-123
79-01-6	Trichloroethylene	50	57.0	114	78-132
75-69-4	Trichlorofluoromethane	50	71.8	144	67-149
75-01-4	Vinyl chloride	50	54.2	108	60-145
1330-20-7	Xylene (total)	150	162	108	83-127

CAS No.	Surrogate Recoveries	BSP	Limits
1868-53-7	Dibromofluoromethane	106%	80-121%

# Blank Spike Summary

**Job Number:** C17064  
**Account:** ALNCA Accutest Northern California, Inc.  
**Project:** IRISECAO: Romic Soil Investigation(Romic EPA) - 2081 Bay Road,East Palo Alto,CA

Sample	File ID	DF	Analyzed	By	Prep Date	Prep Batch	Analytical Batch
VG2761-BS	G0073958.D	1	08/01/11	MM	n/a	n/a	VG2761

**The QC reported here applies to the following samples:** **Method:** SW846 8260B

C17064-24, C17064-25, C17064-27, C17064-28, C17064-30, C17064-31, C17064-32, C17064-33

CAS No.	Surrogate Recoveries	BSP	Limits
2037-26-5	Toluene-D8	94%	71-130%
460-00-4	4-Bromofluorobenzene	101%	59-148%
17060-07-0	1,2-Dichloroethane-D4	97%	77-123%

8.2.5  
8

# Blank Spike Summary

**Job Number:** C17064

**Account:** ALNCA Accutest Northern California, Inc.

**Project:** IRISECAO: Romic Soil Investigation(Romic EPA) - 2081 Bay Road,East Palo Alto,CA

Sample	File ID	DF	Analyzed	By	Prep Date	Prep Batch	Analytical Batch
VH2627-BS	H070791.D	1	08/01/11	AH	n/a	n/a	VH2627

The QC reported here applies to the following samples:

Method: SW846 8260B

C17064-9

CAS No.	Compound	Spike ug/kg	BSP ug/kg	BSP %	Limits
67-64-1	Acetone	250	84.8	34*	61-144
71-43-2	Benzene	50	49.9	100	78-130
108-86-1	Bromobenzene	50	49.7	99	78-123
74-97-5	Bromochloromethane	50	44.5	89	72-122
75-27-4	Bromodichloromethane	50	50.3	101	73-122
75-25-2	Bromoform	50	51.6	103	70-139
104-51-8	n-Butylbenzene	50	54.2	108	80-138
135-98-8	sec-Butylbenzene	50	53.7	107	82-132
98-06-6	tert-Butylbenzene	50	52.0	104	79-130
108-90-7	Chlorobenzene	50	51.2	102	83-122
75-00-3	Chloroethane	50	54.0	108	61-153
67-66-3	Chloroform	50	47.3	95	79-129
95-49-8	o-Chlorotoluene	50	51.2	102	77-123
106-43-4	p-Chlorotoluene	50	52.6	105	78-129
56-23-5	Carbon tetrachloride	50	50.2	100	79-135
75-34-3	1,1-Dichloroethane	50	47.2	94	77-132
75-35-4	1,1-Dichloroethylene	50	45.9	92	66-132
563-58-6	1,1-Dichloropropene	50	52.0	104	81-133
96-12-8	1,2-Dibromo-3-chloropropane	50	43.7	87	67-129
106-93-4	1,2-Dibromoethane	50	51.3	103	77-126
107-06-2	1,2-Dichloroethane	50	47.2	94	78-129
78-87-5	1,2-Dichloropropane	50	48.0	96	74-127
142-28-9	1,3-Dichloropropane	50	53.3	107	78-118
108-20-3	Di-Isopropyl ether	50	46.8	94	75-131
594-20-7	2,2-Dichloropropane	50	50.3	101	80-137
124-48-1	Dibromochloromethane	50	54.1	108	78-117
75-71-8	Dichlorodifluoromethane	50	98.2	196*	35-162
156-59-2	cis-1,2-Dichloroethylene	50	45.7	91	74-123
10061-01-5	cis-1,3-Dichloropropene	50	51.6	103	79-130
541-73-1	m-Dichlorobenzene	50	52.3	105	82-126
95-50-1	o-Dichlorobenzene	50	49.4	99	83-123
106-46-7	p-Dichlorobenzene	50	51.2	102	84-124
156-60-5	trans-1,2-Dichloroethylene	50	46.6	93	77-129
10061-02-6	trans-1,3-Dichloropropene	50	58.7	117	87-131
100-41-4	Ethylbenzene	50	50.4	101	82-124
637-92-3	Ethyl tert-Butyl Ether	50	44.2	88	85-141

# Blank Spike Summary

**Job Number:** C17064

**Account:** ALNCA Accutest Northern California, Inc.

**Project:** IRISECAO: Romic Soil Investigation(Romic EPA) - 2081 Bay Road,East Palo Alto,CA

Sample	File ID	DF	Analyzed	By	Prep Date	Prep Batch	Analytical Batch
VH2627-BS	H070791.D	1	08/01/11	AH	n/a	n/a	VH2627

The QC reported here applies to the following samples:

Method: SW846 8260B

C17064-9

CAS No.	Compound	Spike ug/kg	BSP ug/kg	BSP %	Limits
591-78-6	2-Hexanone	250	208	83	67-130
87-68-3	Hexachlorobutadiene	50	53.6	107	77-150
98-82-8	Isopropylbenzene	50	58.1	116	82-133
99-87-6	p-Isopropyltoluene	50	54.4	109	82-132
108-10-1	4-Methyl-2-pentanone	250	257	103	69-125
74-83-9	Methyl bromide	50	48.0	96	60-146
74-87-3	Methyl chloride	50	71.5	143	58-163
74-95-3	Methylene bromide	50	48.3	97	75-128
75-09-2	Methylene chloride	50	53.0	106	62-140
78-93-3	Methyl ethyl ketone	250	143	57*	66-134
1634-04-4	Methyl Tert Butyl Ether	50	43.4	87	70-131
91-20-3	Naphthalene	50	45.1	90	59-143
103-65-1	n-Propylbenzene	50	52.7	105	78-129
100-42-5	Styrene	50	49.1	98	79-123
994-05-8	Tert-Amyl Methyl Ether	50	45.8	92	76-130
75-65-0	Tert Butyl Alcohol	500	522	104	72-124
630-20-6	1,1,1,2-Tetrachloroethane	50	49.8	100	81-121
71-55-6	1,1,1-Trichloroethane	50	48.9	98	80-133
79-34-5	1,1,2,2-Tetrachloroethane	50	48.0	96	70-128
79-00-5	1,1,2-Trichloroethane	50	53.2	106	76-118
87-61-6	1,2,3-Trichlorobenzene	50	47.3	95	78-136
96-18-4	1,2,3-Trichloropropane	50	48.1	96	74-125
120-82-1	1,2,4-Trichlorobenzene	50	52.1	104	82-137
95-63-6	1,2,4-Trimethylbenzene	50	51.1	102	77-129
108-67-8	1,3,5-Trimethylbenzene	50	50.5	101	79-129
127-18-4	Tetrachloroethylene	50	51.3	103	79-132
108-88-3	Toluene	50	48.8	98	80-123
79-01-6	Trichloroethylene	50	50.6	101	78-132
75-69-4	Trichlorofluoromethane	50	66.8	134	67-149
75-01-4	Vinyl chloride	50	54.3	109	60-145
1330-20-7	Xylene (total)	150	152	101	83-127

CAS No.	Surrogate Recoveries	BSP	Limits
1868-53-7	Dibromofluoromethane	99%	80-121%

8.2.6  
8

# Blank Spike Summary

**Job Number:** C17064  
**Account:** ALNCA Accutest Northern California, Inc.  
**Project:** IRISECAO: Romic Soil Investigation(Romic EPA) - 2081 Bay Road,East Palo Alto,CA

Sample	File ID	DF	Analyzed	By	Prep Date	Prep Batch	Analytical Batch
VH2627-BS	H070791.D	1	08/01/11	AH	n/a	n/a	VH2627

The QC reported here applies to the following samples:

Method: SW846 8260B

C17064-9

CAS No.	Surrogate Recoveries	BSP	Limits
2037-26-5	Toluene-D8	96%	71-130%
460-00-4	4-Bromofluorobenzene	102%	59-148%
17060-07-0	1,2-Dichloroethane-D4	103%	77-123%

8.2.6

8

# Blank Spike Summary

**Job Number:** C17064

**Account:** ALNCA Accutest Northern California, Inc.

**Project:** IRISECAO: Romic Soil Investigation(Romic EPA) - 2081 Bay Road,East Palo Alto,CA

Sample	File ID	DF	Analyzed	By	Prep Date	Prep Batch	Analytical Batch
VF1549-BS	F051161.D	1	08/02/11	WV	n/a	n/a	VF1549

The QC reported here applies to the following samples:

Method: SW846 8260B

C17064-10, C17064-12

CAS No.	Compound	Spike ug/kg	BSP ug/kg	BSP %	Limits
67-64-1	Acetone	250	117	47*	61-144
71-43-2	Benzene	50	58.8	118	78-130
108-86-1	Bromobenzene	50	55.6	111	78-123
74-97-5	Bromochloromethane	50	51.7	103	72-122
75-27-4	Bromodichloromethane	50	56.7	113	73-122
75-25-2	Bromoform	50	52.5	105	70-139
104-51-8	n-Butylbenzene	50	57.4	115	80-138
135-98-8	sec-Butylbenzene	50	57.1	114	82-132
98-06-6	tert-Butylbenzene	50	56.1	112	79-130
108-90-7	Chlorobenzene	50	54.5	109	83-122
75-00-3	Chloroethane	50	62.9	126	61-153
67-66-3	Chloroform	50	57.4	115	79-129
95-49-8	o-Chlorotoluene	50	54.7	109	77-123
106-43-4	p-Chlorotoluene	50	56.3	113	78-129
56-23-5	Carbon tetrachloride	50	62.2	124	79-135
75-34-3	1,1-Dichloroethane	50	58.4	117	77-132
75-35-4	1,1-Dichloroethylene	50	64.0	128	66-132
563-58-6	1,1-Dichloropropene	50	62.9	126	81-133
96-12-8	1,2-Dibromo-3-chloropropane	50	49.6	99	67-129
106-93-4	1,2-Dibromoethane	50	50.4	101	77-126
107-06-2	1,2-Dichloroethane	50	57.1	114	78-129
78-87-5	1,2-Dichloropropane	50	56.4	113	74-127
142-28-9	1,3-Dichloropropane	50	50.9	102	78-118
108-20-3	Di-Isopropyl ether	50	55.8	112	75-131
594-20-7	2,2-Dichloropropane	50	62.6	125	80-137
124-48-1	Dibromochloromethane	50	52.5	105	78-117
75-71-8	Dichlorodifluoromethane	50	94.2	188*	35-162
156-59-2	cis-1,2-Dichloroethylene	50	56.1	112	74-123
10061-01-5	cis-1,3-Dichloropropene	50	58.0	116	79-130
541-73-1	m-Dichlorobenzene	50	55.7	111	82-126
95-50-1	o-Dichlorobenzene	50	54.4	109	83-123
106-46-7	p-Dichlorobenzene	50	55.6	111	84-124
156-60-5	trans-1,2-Dichloroethylene	50	60.3	121	77-129
10061-02-6	trans-1,3-Dichloropropene	50	57.4	115	87-131
100-41-4	Ethylbenzene	50	52.8	106	82-124
637-92-3	Ethyl tert-Butyl Ether	50	53.2	106	85-141

# Blank Spike Summary

**Job Number:** C17064

**Account:** ALNCA Accutest Northern California, Inc.

**Project:** IRISECAO: Romic Soil Investigation(Romic EPA) - 2081 Bay Road,East Palo Alto,CA

Sample	File ID	DF	Analyzed	By	Prep Date	Prep Batch	Analytical Batch
VF1549-BS	F051161.D	1	08/02/11	WV	n/a	n/a	VF1549

The QC reported here applies to the following samples:

Method: SW846 8260B

C17064-10, C17064-12

CAS No.	Compound	Spike ug/kg	BSP ug/kg	BSP %	Limits
591-78-6	2-Hexanone	250	199	80	67-130
87-68-3	Hexachlorobutadiene	50	63.9	128	77-150
98-82-8	Isopropylbenzene	50	64.0	128	82-133
99-87-6	p-Isopropyltoluene	50	58.0	116	82-132
108-10-1	4-Methyl-2-pentanone	250	239	96	69-125
74-83-9	Methyl bromide	50	61.6	123	60-146
74-87-3	Methyl chloride	50	65.4	131	58-163
74-95-3	Methylene bromide	50	54.8	110	75-128
75-09-2	Methylene chloride	50	53.8	108	62-140
78-93-3	Methyl ethyl ketone	250	176	70	66-134
1634-04-4	Methyl Tert Butyl Ether	50	53.0	106	70-131
91-20-3	Naphthalene	50	50.6	101	59-143
103-65-1	n-Propylbenzene	50	56.9	114	78-129
100-42-5	Styrene	50	53.1	106	79-123
994-05-8	Tert-Amyl Methyl Ether	50	54.2	108	76-130
75-65-0	Tert Butyl Alcohol	500	458	92	72-124
630-20-6	1,1,1,2-Tetrachloroethane	50	54.8	110	81-121
71-55-6	1,1,1-Trichloroethane	50	60.7	121	80-133
79-34-5	1,1,2,2-Tetrachloroethane	50	49.5	99	70-128
79-00-5	1,1,2-Trichloroethane	50	50.4	101	76-118
87-61-6	1,2,3-Trichlorobenzene	50	57.9	116	78-136
96-18-4	1,2,3-Trichloropropane	50	51.3	103	74-125
120-82-1	1,2,4-Trichlorobenzene	50	60.1	120	82-137
95-63-6	1,2,4-Trimethylbenzene	50	53.7	107	77-129
108-67-8	1,3,5-Trimethylbenzene	50	53.7	107	79-129
127-18-4	Tetrachloroethylene	50	56.0	112	79-132
108-88-3	Toluene	50	54.3	109	80-123
79-01-6	Trichloroethylene	50	59.7	119	78-132
75-69-4	Trichlorofluoromethane	50	72.2	144	67-149
75-01-4	Vinyl chloride	50	63.1	126	60-145
1330-20-7	Xylene (total)	150	162	108	83-127

CAS No.	Surrogate Recoveries	BSP	Limits
1868-53-7	Dibromofluoromethane	102%	80-121%



## Blank Spike Summary

**Job Number:** C17064  
**Account:** ALNCA Accutest Northern California, Inc.  
**Project:** IRISECAO: Romic Soil Investigation(Romic EPA) - 2081 Bay Road,East Palo Alto,CA

Sample	File ID	DF	Analyzed	By	Prep Date	Prep Batch	Analytical Batch
VF1549-BS	F051161.D	1	08/02/11	WV	n/a	n/a	VF1549

The QC reported here applies to the following samples:

Method: SW846 8260B

C17064-10, C17064-12

CAS No.	Surrogate Recoveries	BSP	Limits
2037-26-5	Toluene-D8	98%	71-130%
460-00-4	4-Bromofluorobenzene	104%	59-148%
17060-07-0	1,2-Dichloroethane-D4	109%	77-123%

# Blank Spike Summary

**Job Number:** C17064

**Account:** ALNCA Accutest Northern California, Inc.

**Project:** IRISECAO: Romic Soil Investigation(Romic EPA) - 2081 Bay Road,East Palo Alto,CA

Sample	File ID	DF	Analyzed	By	Prep Date	Prep Batch	Analytical Batch
VG2762-BS	G0073988.D	1	08/02/11	MM	n/a	n/a	VG2762

The QC reported here applies to the following samples:

Method: SW846 8260B

C17064-28, C17064-28A, C17064-32A

CAS No.	Compound	Spike ug/kg	BSP ug/kg	BSP %	Limits
67-64-1	Acetone	250	105	42*	61-144
71-43-2	Benzene	50	52.1	104	78-130
108-86-1	Bromobenzene	50	48.4	97	78-123
74-97-5	Bromochloromethane	50	50.3	101	72-122
75-27-4	Bromodichloromethane	50	51.4	103	73-122
75-25-2	Bromoform	50	50.7	101	70-139
104-51-8	n-Butylbenzene	50	48.2	96	80-138
135-98-8	sec-Butylbenzene	50	49.5	99	82-132
98-06-6	tert-Butylbenzene	50	47.6	95	79-130
108-90-7	Chlorobenzene	50	50.6	101	83-122
75-00-3	Chloroethane	50	59.2	118	61-153
67-66-3	Chloroform	50	51.6	103	79-129
95-49-8	o-Chlorotoluene	50	45.7	91	77-123
106-43-4	p-Chlorotoluene	50	46.8	94	78-129
56-23-5	Carbon tetrachloride	50	54.6	109	79-135
75-34-3	1,1-Dichloroethane	50	48.2	96	77-132
75-35-4	1,1-Dichloroethylene	50	52.9	106	66-132
563-58-6	1,1-Dichloropropene	50	54.0	108	81-133
96-12-8	1,2-Dibromo-3-chloropropane	50	41.7	83	67-129
106-93-4	1,2-Dibromoethane	50	39.4	79	77-126
107-06-2	1,2-Dichloroethane	50	49.3	99	78-129
78-87-5	1,2-Dichloropropane	50	46.8	94	74-127
142-28-9	1,3-Dichloropropane	50	42.6	85	78-118
108-20-3	Di-Isopropyl ether	50	43.7	87	75-131
594-20-7	2,2-Dichloropropane	50	53.2	106	80-137
124-48-1	Dibromochloromethane	50	40.7	81	78-117
75-71-8	Dichlorodifluoromethane	50	75.4	151	35-162
156-59-2	cis-1,2-Dichloroethylene	50	52.6	105	74-123
10061-01-5	cis-1,3-Dichloropropene	50	50.5	101	79-130
541-73-1	m-Dichlorobenzene	50	49.5	99	82-126
95-50-1	o-Dichlorobenzene	50	49.1	98	83-123
106-46-7	p-Dichlorobenzene	50	50.0	100	84-124
156-60-5	trans-1,2-Dichloroethylene	50	49.5	99	77-129
10061-02-6	trans-1,3-Dichloropropene	50	48.6	97	87-131
100-41-4	Ethylbenzene	50	49.8	100	82-124
637-92-3	Ethyl tert-Butyl Ether	50	46.5	93	85-141

# Blank Spike Summary

**Job Number:** C17064

**Account:** ALNCA Accutest Northern California, Inc.

**Project:** IRISECAO: Romic Soil Investigation(Romic EPA) - 2081 Bay Road,East Palo Alto,CA

Sample	File ID	DF	Analyzed	By	Prep Date	Prep Batch	Analytical Batch
VG2762-BS	G0073988.D	1	08/02/11	MM	n/a	n/a	VG2762

The QC reported here applies to the following samples:

Method: SW846 8260B

C17064-28, C17064-28A, C17064-32A

CAS No.	Compound	Spike ug/kg	BSP ug/kg	BSP %	Limits
591-78-6	2-Hexanone	250	172	69	67-130
87-68-3	Hexachlorobutadiene	50	57.6	115	77-150
98-82-8	Isopropylbenzene	50	58.4	117	82-133
99-87-6	p-Isopropyltoluene	50	51.0	102	82-132
108-10-1	4-Methyl-2-pentanone	250	194	78	69-125
74-83-9	Methyl bromide	50	55.9	112	60-146
74-87-3	Methyl chloride	50	51.2	102	58-163
74-95-3	Methylene bromide	50	50.6	101	75-128
75-09-2	Methylene chloride	50	44.6	89	62-140
78-93-3	Methyl ethyl ketone	250	152	61*	66-134
1634-04-4	Methyl Tert Butyl Ether	50	47.0	94	70-131
91-20-3	Naphthalene	50	44.5	89	59-143
103-65-1	n-Propylbenzene	50	48.8	98	78-129
100-42-5	Styrene	50	49.8	100	79-123
994-05-8	Tert-Amyl Methyl Ether	50	50.3	101	76-130
75-65-0	Tert Butyl Alcohol	500	382	76	72-124
630-20-6	1,1,1,2-Tetrachloroethane	50	50.3	101	81-121
71-55-6	1,1,1-Trichloroethane	50	54.4	109	80-133
79-34-5	1,1,2,2-Tetrachloroethane	50	42.0	84	70-128
79-00-5	1,1,2-Trichloroethane	50	42.7	85	76-118
87-61-6	1,2,3-Trichlorobenzene	50	56.1	112	78-136
96-18-4	1,2,3-Trichloropropane	50	46.0	92	74-125
120-82-1	1,2,4-Trichlorobenzene	50	51.6	103	82-137
95-63-6	1,2,4-Trimethylbenzene	50	47.6	95	77-129
108-67-8	1,3,5-Trimethylbenzene	50	46.9	94	79-129
127-18-4	Tetrachloroethylene	50	54.4	109	79-132
108-88-3	Toluene	50	47.4	95	80-123
79-01-6	Trichloroethylene	50	56.3	113	78-132
75-69-4	Trichlorofluoromethane	50	66.8	134	67-149
75-01-4	Vinyl chloride	50	51.4	103	60-145
1330-20-7	Xylene (total)	150	149	99	83-127

CAS No.	Surrogate Recoveries	BSP	Limits
1868-53-7	Dibromofluoromethane	108%	80-121%

8.2.8  
8

## Blank Spike Summary

**Job Number:** C17064  
**Account:** ALNCA Accutest Northern California, Inc.  
**Project:** IRISECAO: Romic Soil Investigation(Romic EPA) - 2081 Bay Road,East Palo Alto,CA

Sample	File ID	DF	Analyzed	By	Prep Date	Prep Batch	Analytical Batch
VG2762-BS	G0073988.D	1	08/02/11	MM	n/a	n/a	VG2762

The QC reported here applies to the following samples:

Method: SW846 8260B

C17064-28, C17064-28A, C17064-32A

CAS No.	Surrogate Recoveries	BSP	Limits
2037-26-5	Toluene-D8	90%	71-130%
460-00-4	4-Bromofluorobenzene	98%	59-148%
17060-07-0	1,2-Dichloroethane-D4	97%	77-123%

# Blank Spike Summary

**Job Number:** C17064

**Account:** ALNCA Accutest Northern California, Inc.

**Project:** IRISECAO: Romic Soil Investigation(Romic EPA) - 2081 Bay Road,East Palo Alto,CA

Sample	File ID	DF	Analyzed	By	Prep Date	Prep Batch	Analytical Batch
VH2628-BS	H070814.D	1	08/02/11	AH	n/a	n/a	VH2628

The QC reported here applies to the following samples:

Method: SW846 8260B

C17064-3

CAS No.	Compound	Spike ug/kg	BSP ug/kg	BSP %	Limits
67-64-1	Acetone	250	112	45*	61-144
71-43-2	Benzene	50	56.7	113	78-130
108-86-1	Bromobenzene	50	53.6	107	78-123
74-97-5	Bromochloromethane	50	49.1	98	72-122
75-27-4	Bromodichloromethane	50	57.2	114	73-122
75-25-2	Bromoform	50	54.3	109	70-139
104-51-8	n-Butylbenzene	50	56.9	114	80-138
135-98-8	sec-Butylbenzene	50	56.6	113	82-132
98-06-6	tert-Butylbenzene	50	55.1	110	79-130
108-90-7	Chlorobenzene	50	54.3	109	83-122
75-00-3	Chloroethane	50	83.1	166*	61-153
67-66-3	Chloroform	50	55.0	110	79-129
95-49-8	o-Chlorotoluene	50	54.1	108	77-123
106-43-4	p-Chlorotoluene	50	54.6	109	78-129
56-23-5	Carbon tetrachloride	50	60.4	121	79-135
75-34-3	1,1-Dichloroethane	50	52.6	105	77-132
75-35-4	1,1-Dichloroethylene	50	71.2	142*	66-132
563-58-6	1,1-Dichloropropene	50	58.4	117	81-133
96-12-8	1,2-Dibromo-3-chloropropane	50	45.1	90	67-129
106-93-4	1,2-Dibromoethane	50	55.1	110	77-126
107-06-2	1,2-Dichloroethane	50	53.6	107	78-129
78-87-5	1,2-Dichloropropane	50	50.1	100	74-127
142-28-9	1,3-Dichloropropane	50	54.4	109	78-118
108-20-3	Di-Isopropyl ether	50	48.0	96	75-131
594-20-7	2,2-Dichloropropane	50	58.3	117	80-137
124-48-1	Dibromochloromethane	50	56.6	113	78-117
75-71-8	Dichlorodifluoromethane	50	122	244*	35-162
156-59-2	cis-1,2-Dichloroethylene	50	54.4	109	74-123
10061-01-5	cis-1,3-Dichloropropene	50	56.4	113	79-130
541-73-1	m-Dichlorobenzene	50	54.5	109	82-126
95-50-1	o-Dichlorobenzene	50	52.6	105	83-123
106-46-7	p-Dichlorobenzene	50	53.7	107	84-124
156-60-5	trans-1,2-Dichloroethylene	50	53.7	107	77-129
10061-02-6	trans-1,3-Dichloropropene	50	61.2	122	87-131
100-41-4	Ethylbenzene	50	53.6	107	82-124
637-92-3	Ethyl tert-Butyl Ether	50	46.5	93	85-141

# Blank Spike Summary

**Job Number:** C17064

**Account:** ALNCA Accutest Northern California, Inc.

**Project:** IRISECAO: Romic Soil Investigation(Romic EPA) - 2081 Bay Road,East Palo Alto,CA

Sample	File ID	DF	Analyzed	By	Prep Date	Prep Batch	Analytical Batch
VH2628-BS	H070814.D	1	08/02/11	AH	n/a	n/a	VH2628

The QC reported here applies to the following samples:

Method: SW846 8260B

C17064-3

CAS No.	Compound	Spike ug/kg	BSP ug/kg	BSP %	Limits
591-78-6	2-Hexanone	250	199	80	67-130
87-68-3	Hexachlorobutadiene	50	56.4	113	77-150
98-82-8	Isopropylbenzene	50	61.6	123	82-133
99-87-6	p-Isopropyltoluene	50	58.2	116	82-132
108-10-1	4-Methyl-2-pentanone	250	252	101	69-125
74-83-9	Methyl bromide	50	71.1	142	60-146
74-87-3	Methyl chloride	50	79.3	159	58-163
74-95-3	Methylene bromide	50	54.3	109	75-128
75-09-2	Methylene chloride	50	69.9	140	62-140
78-93-3	Methyl ethyl ketone	250	150	60*	66-134
1634-04-4	Methyl Tert Butyl Ether	50	49.5	99	70-131
91-20-3	Naphthalene	50	47.1	94	59-143
103-65-1	n-Propylbenzene	50	55.3	111	78-129
100-42-5	Styrene	50	52.3	105	79-123
994-05-8	Tert-Amyl Methyl Ether	50	47.9	96	76-130
75-65-0	Tert Butyl Alcohol	500	422	84	72-124
630-20-6	1,1,1,2-Tetrachloroethane	50	53.7	107	81-121
71-55-6	1,1,1-Trichloroethane	50	58.6	117	80-133
79-34-5	1,1,2,2-Tetrachloroethane	50	48.1	96	70-128
79-00-5	1,1,2-Trichloroethane	50	55.1	110	76-118
87-61-6	1,2,3-Trichlorobenzene	50	50.7	101	78-136
96-18-4	1,2,3-Trichloropropane	50	52.3	105	74-125
120-82-1	1,2,4-Trichlorobenzene	50	55.5	111	82-137
95-63-6	1,2,4-Trimethylbenzene	50	54.0	108	77-129
108-67-8	1,3,5-Trimethylbenzene	50	54.2	108	79-129
127-18-4	Tetrachloroethylene	50	56.4	113	79-132
108-88-3	Toluene	50	50.4	101	80-123
79-01-6	Trichloroethylene	50	57.2	114	78-132
75-69-4	Trichlorofluoromethane	50	93.2	186*	67-149
75-01-4	Vinyl chloride	50	65.3	131	60-145
1330-20-7	Xylene (total)	150	158	105	83-127

CAS No.	Surrogate Recoveries	BSP	Limits
1868-53-7	Dibromofluoromethane	103%	80-121%

8.2.9  
8

## Blank Spike Summary

**Job Number:** C17064  
**Account:** ALNCA Accutest Northern California, Inc.  
**Project:** IRISECAO: Romic Soil Investigation(Romic EPA) - 2081 Bay Road,East Palo Alto,CA

Sample	File ID	DF	Analyzed	By	Prep Date	Prep Batch	Analytical Batch
VH2628-BS	H070814.D	1	08/02/11	AH	n/a	n/a	VH2628

The QC reported here applies to the following samples:

Method: SW846 8260B

C17064-3

CAS No.	Surrogate Recoveries	BSP	Limits
2037-26-5	Toluene-D8	91%	71-130%
460-00-4	4-Bromofluorobenzene	100%	59-148%
17060-07-0	1,2-Dichloroethane-D4	105%	77-123%

# Blank Spike Summary

**Job Number:** C17064

**Account:** ALNCA Accutest Northern California, Inc.

**Project:** IRISECAO: Romic Soil Investigation(Romic EPA) - 2081 Bay Road,East Palo Alto,CA

Sample	File ID	DF	Analyzed	By	Prep Date	Prep Batch	Analytical Batch
VH2630-BS	H070882.D	1	08/04/11	AH	n/a	n/a	VH2630

The QC reported here applies to the following samples:

Method: SW846 8260B

C17064-6

CAS No.	Compound	Spike ug/kg	BSP ug/kg	BSP %	Limits
67-64-1	Acetone	250	134	54*	61-144
71-43-2	Benzene	50	46.8	94	78-130
108-86-1	Bromobenzene	50	47.7	95	78-123
74-97-5	Bromochloromethane	50	45.0	90	72-122
75-27-4	Bromodichloromethane	50	49.8	100	73-122
75-25-2	Bromoform	50	51.0	102	70-139
104-51-8	n-Butylbenzene	50	45.3	91	80-138
135-98-8	sec-Butylbenzene	50	44.4	89	82-132
98-06-6	tert-Butylbenzene	50	45.4	91	79-130
108-90-7	Chlorobenzene	50	47.2	94	83-122
75-00-3	Chloroethane	50	39.2	78	61-153
67-66-3	Chloroform	50	45.9	92	79-129
95-49-8	o-Chlorotoluene	50	45.4	91	77-123
106-43-4	p-Chlorotoluene	50	47.2	94	78-129
56-23-5	Carbon tetrachloride	50	43.1	86	79-135
75-34-3	1,1-Dichloroethane	50	46.3	93	77-132
75-35-4	1,1-Dichloroethylene	50	45.6	91	66-132
563-58-6	1,1-Dichloropropene	50	43.8	88	81-133
96-12-8	1,2-Dibromo-3-chloropropane	50	50.5	101	67-129
106-93-4	1,2-Dibromoethane	50	51.9	104	77-126
107-06-2	1,2-Dichloroethane	50	49.2	98	78-129
78-87-5	1,2-Dichloropropane	50	48.7	97	74-127
142-28-9	1,3-Dichloropropane	50	52.0	104	78-118
108-20-3	Di-Isopropyl ether	50	46.1	92	75-131
594-20-7	2,2-Dichloropropane	50	41.9	84	80-137
124-48-1	Dibromochloromethane	50	50.6	101	78-117
75-71-8	Dichlorodifluoromethane	50	74.5	149	35-162
156-59-2	cis-1,2-Dichloroethylene	50	45.1	90	74-123
10061-01-5	cis-1,3-Dichloropropene	50	50.5	101	79-130
541-73-1	m-Dichlorobenzene	50	48.0	96	82-126
95-50-1	o-Dichlorobenzene	50	48.7	97	83-123
106-46-7	p-Dichlorobenzene	50	47.0	94	84-124
156-60-5	trans-1,2-Dichloroethylene	50	44.6	89	77-129
10061-02-6	trans-1,3-Dichloropropene	50	56.5	113	87-131
100-41-4	Ethylbenzene	50	44.9	90	82-124
637-92-3	Ethyl tert-Butyl Ether	50	47.8	96	85-141



# Blank Spike Summary

**Job Number:** C17064

**Account:** ALNCA Accutest Northern California, Inc.

**Project:** IRISECAO: Romic Soil Investigation(Romic EPA) - 2081 Bay Road,East Palo Alto,CA

Sample	File ID	DF	Analyzed	By	Prep Date	Prep Batch	Analytical Batch
VH2630-BS	H070882.D	1	08/04/11	AH	n/a	n/a	VH2630

The QC reported here applies to the following samples:

Method: SW846 8260B

C17064-6

CAS No.	Compound	Spike ug/kg	BSP ug/kg	BSP %	Limits
591-78-6	2-Hexanone	250	287	115	67-130
87-68-3	Hexachlorobutadiene	50	46.6	93	77-150
98-82-8	Isopropylbenzene	50	51.4	103	82-133
99-87-6	p-Isopropyltoluene	50	45.8	92	82-132
108-10-1	4-Methyl-2-pentanone	250	306	122	69-125
74-83-9	Methyl bromide	50	47.3	95	60-146
74-87-3	Methyl chloride	50	61.8	124	58-163
74-95-3	Methylene bromide	50	48.7	97	75-128
75-09-2	Methylene chloride	50	48.8	98	62-140
78-93-3	Methyl ethyl ketone	250	212	85	66-134
1634-04-4	Methyl Tert Butyl Ether	50	45.5	91	70-131
91-20-3	Naphthalene	50	46.3	93	59-143
103-65-1	n-Propylbenzene	50	44.0	88	78-129
100-42-5	Styrene	50	48.1	96	79-123
994-05-8	Tert-Amyl Methyl Ether	50	47.1	94	76-130
75-65-0	Tert Butyl Alcohol	500	451	90	72-124
630-20-6	1,1,1,2-Tetrachloroethane	50	48.2	96	81-121
71-55-6	1,1,1-Trichloroethane	50	43.4	87	80-133
79-34-5	1,1,2,2-Tetrachloroethane	50	49.4	99	70-128
79-00-5	1,1,2-Trichloroethane	50	51.3	103	76-118
87-61-6	1,2,3-Trichlorobenzene	50	47.9	96	78-136
96-18-4	1,2,3-Trichloropropane	50	50.1	100	74-125
120-82-1	1,2,4-Trichlorobenzene	50	47.1	94	82-137
95-63-6	1,2,4-Trimethylbenzene	50	45.0	90	77-129
108-67-8	1,3,5-Trimethylbenzene	50	43.9	88	79-129
127-18-4	Tetrachloroethylene	50	47.4	95	79-132
108-88-3	Toluene	50	44.2	88	80-123
79-01-6	Trichloroethylene	50	44.6	89	78-132
75-69-4	Trichlorofluoromethane	50	46.0	92	67-149
75-01-4	Vinyl chloride	50	46.9	94	60-145
1330-20-7	Xylene (total)	150	137	91	83-127

CAS No.	Surrogate Recoveries	BSP	Limits
1868-53-7	Dibromofluoromethane	99%	80-121%

8.2.10  
8

# Blank Spike Summary

**Job Number:** C17064  
**Account:** ALNCA Accutest Northern California, Inc.  
**Project:** IRISECAO: Romic Soil Investigation(Romic EPA) - 2081 Bay Road,East Palo Alto,CA

Sample	File ID	DF	Analyzed	By	Prep Date	Prep Batch	Analytical Batch
VH2630-BS	H070882.D	1	08/04/11	AH	n/a	n/a	VH2630

The QC reported here applies to the following samples:

Method: SW846 8260B

C17064-6

CAS No.	Surrogate Recoveries	BSP	Limits
2037-26-5	Toluene-D8	97%	71-130%
460-00-4	4-Bromofluorobenzene	97%	59-148%
17060-07-0	1,2-Dichloroethane-D4	102%	77-123%

8.2.10

8

# Blank Spike Summary

**Job Number:** C17064

**Account:** ALNCA Accutest Northern California, Inc.

**Project:** IRISECAO: Romic Soil Investigation(Romic EPA) - 2081 Bay Road,East Palo Alto,CA

Sample	File ID	DF	Analyzed	By	Prep Date	Prep Batch	Analytical Batch
VH2634-BS	H070997.D	1	08/09/11	AH	n/a	n/a	VH2634

The QC reported here applies to the following samples:

Method: SW846 8260B

C17064-29

CAS No.	Compound	Spike ug/kg	BSP ug/kg	BSP %	Limits
67-64-1	Acetone	250	136	54*	61-144
71-43-2	Benzene	50	48.4	97	78-130
108-86-1	Bromobenzene	50	46.7	93	78-123
74-97-5	Bromochloromethane	50	47.7	95	72-122
75-27-4	Bromodichloromethane	50	51.0	102	73-122
75-25-2	Bromoform	50	49.2	98	70-139
104-51-8	n-Butylbenzene	50	45.4	91	80-138
135-98-8	sec-Butylbenzene	50	44.6	89	82-132
98-06-6	tert-Butylbenzene	50	43.7	87	79-130
108-90-7	Chlorobenzene	50	46.7	93	83-122
75-00-3	Chloroethane	50	45.1	90	61-153
67-66-3	Chloroform	50	49.9	100	79-129
95-49-8	o-Chlorotoluene	50	44.1	88	77-123
106-43-4	p-Chlorotoluene	50	46.4	93	78-129
56-23-5	Carbon tetrachloride	50	47.1	94	79-135
75-34-3	1,1-Dichloroethane	50	46.1	92	77-132
75-35-4	1,1-Dichloroethylene	50	46.6	93	66-132
563-58-6	1,1-Dichloropropene	50	46.4	93	81-133
96-12-8	1,2-Dibromo-3-chloropropane	50	47.8	96	67-129
106-93-4	1,2-Dibromoethane	50	50.6	101	77-126
107-06-2	1,2-Dichloroethane	50	51.1	102	78-129
78-87-5	1,2-Dichloropropane	50	47.1	94	74-127
142-28-9	1,3-Dichloropropane	50	49.5	99	78-118
108-20-3	Di-Isopropyl ether	50	42.1	84	75-131
594-20-7	2,2-Dichloropropane	50	48.0	96	80-137
124-48-1	Dibromochloromethane	50	49.1	98	78-117
75-71-8	Dichlorodifluoromethane	50	67.0	134	35-162
156-59-2	cis-1,2-Dichloroethylene	50	49.5	99	74-123
10061-01-5	cis-1,3-Dichloropropene	50	51.5	103	79-130
541-73-1	m-Dichlorobenzene	50	47.2	94	82-126
95-50-1	o-Dichlorobenzene	50	47.0	94	83-123
106-46-7	p-Dichlorobenzene	50	46.9	94	84-124
156-60-5	trans-1,2-Dichloroethylene	50	44.6	89	77-129
10061-02-6	trans-1,3-Dichloropropene	50	53.8	108	87-131
100-41-4	Ethylbenzene	50	43.8	88	82-124
637-92-3	Ethyl tert-Butyl Ether	50	44.6	89	85-141

# Blank Spike Summary

**Job Number:** C17064

**Account:** ALNCA Accutest Northern California, Inc.

**Project:** IRISECAO: Romic Soil Investigation(Romic EPA) - 2081 Bay Road,East Palo Alto,CA

Sample	File ID	DF	Analyzed	By	Prep Date	Prep Batch	Analytical Batch
VH2634-BS	H070997.D	1	08/09/11	AH	n/a	n/a	VH2634

The QC reported here applies to the following samples:

Method: SW846 8260B

C17064-29

CAS No.	Compound	Spike ug/kg	BSP ug/kg	BSP %	Limits
591-78-6	2-Hexanone	250	246	98	67-130
87-68-3	Hexachlorobutadiene	50	45.5	91	77-150
98-82-8	Isopropylbenzene	50	50.1	100	82-133
99-87-6	p-Isopropyltoluene	50	45.6	91	82-132
108-10-1	4-Methyl-2-pentanone	250	268	107	69-125
74-83-9	Methyl bromide	50	57.5	115	60-146
74-87-3	Methyl chloride	50	50.9	102	58-163
74-95-3	Methylene bromide	50	51.7	103	75-128
75-09-2	Methylene chloride	50	48.4	97	62-140
78-93-3	Methyl ethyl ketone	250	195	78	66-134
1634-04-4	Methyl Tert Butyl Ether	50	45.1	90	70-131
91-20-3	Naphthalene	50	45.0	90	59-143
103-65-1	n-Propylbenzene	50	44.2	88	78-129
100-42-5	Styrene	50	46.5	93	79-123
994-05-8	Tert-Amyl Methyl Ether	50	45.9	92	76-130
75-65-0	Tert Butyl Alcohol	500	407	81	72-124
630-20-6	1,1,1,2-Tetrachloroethane	50	46.6	93	81-121
71-55-6	1,1,1-Trichloroethane	50	46.7	93	80-133
79-34-5	1,1,2,2-Tetrachloroethane	50	48.7	97	70-128
79-00-5	1,1,2-Trichloroethane	50	51.1	102	76-118
87-61-6	1,2,3-Trichlorobenzene	50	46.4	93	78-136
96-18-4	1,2,3-Trichloropropane	50	48.5	97	74-125
120-82-1	1,2,4-Trichlorobenzene	50	47.3	95	82-137
95-63-6	1,2,4-Trimethylbenzene	50	44.9	90	77-129
108-67-8	1,3,5-Trimethylbenzene	50	43.7	87	79-129
127-18-4	Tetrachloroethylene	50	45.6	91	79-132
108-88-3	Toluene	50	43.5	87	80-123
79-01-6	Trichloroethylene	50	47.8	96	78-132
75-69-4	Trichlorofluoromethane	50	55.1	110	67-149
75-01-4	Vinyl chloride	50	44.4	89	60-145
1330-20-7	Xylene (total)	150	133	89	83-127

CAS No.	Surrogate Recoveries	BSP	Limits
1868-53-7	Dibromofluoromethane	107%	80-121%

# Blank Spike Summary

**Job Number:** C17064  
**Account:** ALNCA Accutest Northern California, Inc.  
**Project:** IRISECAO: Romic Soil Investigation(Romic EPA) - 2081 Bay Road,East Palo Alto,CA

Sample	File ID	DF	Analyzed	By	Prep Date	Prep Batch	Analytical Batch
VH2634-BS	H070997.D	1	08/09/11	AH	n/a	n/a	VH2634

The QC reported here applies to the following samples:

Method: SW846 8260B

C17064-29

CAS No.	Surrogate Recoveries	BSP	Limits
2037-26-5	Toluene-D8	95%	71-130%
460-00-4	4-Bromofluorobenzene	99%	59-148%
17060-07-0	1,2-Dichloroethane-D4	105%	77-123%

# Blank Spike Summary

**Job Number:** C17064

**Account:** ALNCA Accutest Northern California, Inc.

**Project:** IRISECAO: Romic Soil Investigation(Romic EPA) - 2081 Bay Road,East Palo Alto,CA

Sample	File ID	DF	Analyzed	By	Prep Date	Prep Batch	Analytical Batch
VH2637-BS	H071089.D	1	08/12/11	AH	n/a	n/a	VH2637

The QC reported here applies to the following samples:

Method: SW846 8260B

C17064-26

CAS No.	Compound	Spike ug/kg	BSP ug/kg	BSP %	Limits
67-64-1	Acetone	250	128	51*	61-144
71-43-2	Benzene	50	52.4	105	78-130
108-86-1	Bromobenzene	50	49.8	100	78-123
74-97-5	Bromochloromethane	50	49.9	100	72-122
75-27-4	Bromodichloromethane	50	53.6	107	73-122
75-25-2	Bromoform	50	51.3	103	70-139
104-51-8	n-Butylbenzene	50	53.8	108	80-138
135-98-8	sec-Butylbenzene	50	52.3	105	82-132
98-06-6	tert-Butylbenzene	50	51.0	102	79-130
108-90-7	Chlorobenzene	50	51.2	102	83-122
75-00-3	Chloroethane	50	55.6	111	61-153
67-66-3	Chloroform	50	53.5	107	79-129
95-49-8	o-Chlorotoluene	50	49.4	99	77-123
106-43-4	p-Chlorotoluene	50	50.5	101	78-129
56-23-5	Carbon tetrachloride	50	58.2	116	79-135
75-34-3	1,1-Dichloroethane	50	48.8	98	77-132
75-35-4	1,1-Dichloroethylene	50	56.4	113	66-132
563-58-6	1,1-Dichloropropene	50	54.5	109	81-133
96-12-8	1,2-Dibromo-3-chloropropane	50	54.6	109	67-129
106-93-4	1,2-Dibromoethane	50	51.2	102	77-126
107-06-2	1,2-Dichloroethane	50	52.1	104	78-129
78-87-5	1,2-Dichloropropane	50	46.7	93	74-127
142-28-9	1,3-Dichloropropane	50	50.3	101	78-118
108-20-3	Di-Isopropyl ether	50	39.4	79	75-131
594-20-7	2,2-Dichloropropane	50	56.8	114	80-137
124-48-1	Dibromochloromethane	50	51.5	103	78-117
75-71-8	Dichlorodifluoromethane	50	80.1	160	35-162
156-59-2	cis-1,2-Dichloroethylene	50	50.9	102	74-123
10061-01-5	cis-1,3-Dichloropropene	50	52.2	104	79-130
541-73-1	m-Dichlorobenzene	50	51.5	103	82-126
95-50-1	o-Dichlorobenzene	50	50.8	102	83-123
106-46-7	p-Dichlorobenzene	50	51.5	103	84-124
156-60-5	trans-1,2-Dichloroethylene	50	48.3	97	77-129
10061-02-6	trans-1,3-Dichloropropene	50	56.3	113	87-131
100-41-4	Ethylbenzene	50	50.4	101	82-124
637-92-3	Ethyl tert-Butyl Ether	50	44.1	88	85-141

# Blank Spike Summary

**Job Number:** C17064  
**Account:** ALNCA Accutest Northern California, Inc.  
**Project:** IRISECAO: Romic Soil Investigation(Romic EPA) - 2081 Bay Road,East Palo Alto,CA

Sample	File ID	DF	Analyzed	By	Prep Date	Prep Batch	Analytical Batch
VH2637-BS	H071089.D	1	08/12/11	AH	n/a	n/a	VH2637

**The QC reported here applies to the following samples:** **Method:** SW846 8260B

C17064-26

CAS No.	Compound	Spike ug/kg	BSP ug/kg	BSP %	Limits
591-78-6	2-Hexanone	250	244	98	67-130
87-68-3	Hexachlorobutadiene	50	52.8	106	77-150
98-82-8	Isopropylbenzene	50	58.4	117	82-133
99-87-6	p-Isopropyltoluene	50	54.8	110	82-132
108-10-1	4-Methyl-2-pentanone	250	261	104	69-125
74-83-9	Methyl bromide	50	62.6	125	60-146
74-87-3	Methyl chloride	50	48.8	98	58-163
74-95-3	Methylene bromide	50	54.0	108	75-128
75-09-2	Methylene chloride	50	50.6	101	62-140
78-93-3	Methyl ethyl ketone	250	186	74	66-134
1634-04-4	Methyl Tert Butyl Ether	50	45.2	90	70-131
91-20-3	Naphthalene	50	49.9	100	59-143
103-65-1	n-Propylbenzene	50	50.7	101	78-129
100-42-5	Styrene	50	50.2	100	79-123
994-05-8	Tert-Amyl Methyl Ether	50	44.5	89	76-130
75-65-0	Tert Butyl Alcohol	500	405	81	72-124
630-20-6	1,1,1,2-Tetrachloroethane	50	50.5	101	81-121
71-55-6	1,1,1-Trichloroethane	50	55.6	111	80-133
79-34-5	1,1,2,2-Tetrachloroethane	50	49.6	99	70-128
79-00-5	1,1,2-Trichloroethane	50	51.0	102	76-118
87-61-6	1,2,3-Trichlorobenzene	50	51.4	103	78-136
96-18-4	1,2,3-Trichloropropane	50	52.8	106	74-125
120-82-1	1,2,4-Trichlorobenzene	50	53.3	107	82-137
95-63-6	1,2,4-Trimethylbenzene	50	51.1	102	77-129
108-67-8	1,3,5-Trimethylbenzene	50	49.9	100	79-129
127-18-4	Tetrachloroethylene	50	50.8	102	79-132
108-88-3	Toluene	50	47.0	94	80-123
79-01-6	Trichloroethylene	50	54.2	108	78-132
75-69-4	Trichlorofluoromethane	50	74.9	150*	67-149
75-01-4	Vinyl chloride	50	50.4	101	60-145
1330-20-7	Xylene (total)	150	149	99	83-127

CAS No.	Surrogate Recoveries	BSP	Limits
1868-53-7	Dibromofluoromethane	110%	80-121%

# Blank Spike Summary

**Job Number:** C17064  
**Account:** ALNCA Accutest Northern California, Inc.  
**Project:** IRISECAO: Romic Soil Investigation(Romic EPA) - 2081 Bay Road,East Palo Alto,CA

Sample	File ID	DF	Analyzed	By	Prep Date	Prep Batch	Analytical Batch
VH2637-BS	H071089.D	1	08/12/11	AH	n/a	n/a	VH2637

The QC reported here applies to the following samples:

Method: SW846 8260B

C17064-26

CAS No.	Surrogate Recoveries	BSP	Limits
2037-26-5	Toluene-D8	93%	71-130%
460-00-4	4-Bromofluorobenzene	95%	59-148%
17060-07-0	1,2-Dichloroethane-D4	110%	77-123%



# Matrix Spike/Matrix Spike Duplicate Summary

**Job Number:** C17064

**Account:** ALNCA Accutest Northern California, Inc.

**Project:** IRISECAO: Romic Soil Investigation(Romic EPA) - 2081 Bay Road,East Palo Alto,CA

Sample	File ID	DF	Analyzed	By	Prep Date	Prep Batch	Analytical Batch
F84379-2MS	F051096.D	1	07/30/11	SH	n/a	n/a	VF1546
F84379-2MSD	F051097.D	1	07/30/11	SH	n/a	n/a	VF1546
F84379-2	F051089.D	1	07/29/11	SH	n/a	n/a	VF1546

The QC reported here applies to the following samples:

Method: SW846 8260B

C17064-1, C17064-2

CAS No.	Compound	F84379-2 ug/kg	Spike Q	ug/kg	MS ug/kg	MS %	MSD ug/kg	MSD %	RPD	Limits Rec/RPD
67-64-1	Acetone	44 U		286	81.4	28*	81.4	29*	0	61-144/29
71-43-2	Benzene	4.4 U		57.2	54.5	95	58.7	105	7	78-130/25
108-86-1	Bromobenzene	4.4 U		57.2	47.9	84	55.1	99	14	78-123/30
74-97-5	Bromochloromethane	4.4 U		57.2	50.2	88	52.9	95	5	72-122/23
75-27-4	Bromodichloromethane	4.4 U		57.2	51.8	91	55.7	100	7	73-122/25
75-25-2	Bromoform	4.4 U		57.2	44.0	77	42.8	77	3	70-139/26
104-51-8	n-Butylbenzene	4.4 U		57.2	30.0	52*	40.4	73*	30	80-138/31
135-98-8	sec-Butylbenzene	4.4 U		57.2	36.4	64*	48.7	87	29	82-132/29
98-06-6	tert-Butylbenzene	4.4 U		57.2	40.6	71*	52.2	94	25	79-130/29
108-90-7	Chlorobenzene	4.4 U		57.2	52.4	92	55.8	100	6	83-122/23
75-00-3	Chloroethane	4.4 U		57.2	58.4	102	63.7	114	9	61-153/31
67-66-3	Chloroform	4.4 U		57.2	54.4	95	58.5	105	7	79-129/27
95-49-8	o-Chlorotoluene	4.4 U		57.2	42.7	75*	53.7	96	23	77-123/31
106-43-4	p-Chlorotoluene	4.4 U		57.2	43.5	76*	54.5	98	22	78-129/29
56-23-5	Carbon tetrachloride	4.4 U		57.2	52.1	91	59.4	107	13	79-135/29
75-34-3	1,1-Dichloroethane	4.4 U		57.2	54.5	95	57.8	104	6	77-132/26
75-35-4	1,1-Dichloroethylene	4.4 U		57.2	54.5	95	59.8	107	9	66-132/27
563-58-6	1,1-Dichloropropene	4.4 U		57.2	53.3	93	60.1	108	12	81-133/26
96-12-8	1,2-Dibromo-3-chloropropane	4.4 U		57.2	35.6	62*	35.7	64*	0	67-129/29
106-93-4	1,2-Dibromoethane	4.4 U		57.2	48.7	85	46.7	84	4	77-126/24
107-06-2	1,2-Dichloroethane	4.4 U		57.2	51.3	90	53.3	96	4	78-129/24
78-87-5	1,2-Dichloropropane	4.4 U		57.2	53.3	93	56.5	101	6	74-127/27
142-28-9	1,3-Dichloropropane	4.4 U		57.2	50.6	88	49.3	88	3	78-118/26
108-20-3	Di-Isopropyl ether	4.4 U		57.2	55.5	97	58.0	104	4	75-131/24
594-20-7	2,2-Dichloropropane	4.4 U		57.2	43.4	76*	46.7	84	7	80-137/28
124-48-1	Dibromochloromethane	4.4 U		57.2	51.3	90	50.8	91	1	78-117/27
75-71-8	Dichlorodifluoromethane	4.4 U		57.2	82.1	143	93.3	167*	13	35-162/30
156-59-2	cis-1,2-Dichloroethylene	4.4 U		57.2	53.5	93	56.7	102	6	74-123/26
10061-01-5	cis-1,3-Dichloropropene	4.4 U		57.2	48.6	85	51.1	92	5	79-130/23
541-73-1	m-Dichlorobenzene	4.4 U		57.2	39.7	69*	48.6	87	20	82-126/29
95-50-1	o-Dichlorobenzene	4.4 U		57.2	38.9	68*	45.2	81*	15	83-123/28
106-46-7	p-Dichlorobenzene	4.4 U		57.2	39.7	69*	48.5	87	20	84-124/28
156-60-5	trans-1,2-Dichloroethylene	4.4 U		57.2	53.1	93	57.6	103	8	77-129/27
10061-02-6	trans-1,3-Dichloropropene	4.4 U		57.2	53.6	94	51.8	93	3	87-131/27
100-41-4	Ethylbenzene	4.4 U		57.2	50.5	88	55.7	100	10	82-124/25
637-92-3	Ethyl tert-Butyl Ether	4.4 U		57.2	52.5	92	54.3	97	3	85-141/23

8.3.1  
8

# Matrix Spike/Matrix Spike Duplicate Summary

**Job Number:** C17064

**Account:** ALNCA Accutest Northern California, Inc.

**Project:** IRISECAO: Romic Soil Investigation(Romic EPA) - 2081 Bay Road,East Palo Alto,CA

Sample	File ID	DF	Analyzed	By	Prep Date	Prep Batch	Analytical Batch
F84379-2MS	F051096.D	1	07/30/11	SH	n/a	n/a	VF1546
F84379-2MSD	F051097.D	1	07/30/11	SH	n/a	n/a	VF1546
F84379-2	F051089.D	1	07/29/11	SH	n/a	n/a	VF1546

The QC reported here applies to the following samples:

Method: SW846 8260B

C17064-1, C17064-2

CAS No.	Compound	F84379-2 ug/kg	Spike Q	ug/kg	MS ug/kg	MS %	MSD ug/kg	MSD %	RPD	Limits Rec/RPD
591-78-6	2-Hexanone	22 U		286	160	56*	145	52*	10	67-130/29
87-68-3	Hexachlorobutadiene	4.4 U		57.2	21.8	38*	25.5	46*	16	77-150/36
98-82-8	Isopropylbenzene	4.4 U		57.2	55.4	97	63.7	114	14	82-133/27
99-87-6	p-Isopropyltoluene	4.4 U		57.2	37.5	66*	49.5	89	28	82-132/29
108-10-1	4-Methyl-2-pentanone	22 U		286	214	75	195	70	9	69-125/24
74-83-9	Methyl bromide	4.4 U		57.2	50.4	88	50.8	91	1	60-146/31
74-87-3	Methyl chloride	4.4 U		57.2	60.9	106	65.6	118	7	58-163/26
74-95-3	Methylene bromide	4.4 U		57.2	48.7	85	51.1	92	5	75-128/26
75-09-2	Methylene chloride	8.8 U		57.2	57.5	100	59.7	107	4	62-140/25
78-93-3	Methyl ethyl ketone	22 U		286	122	43*	121	43*	1	66-134/23
1634-04-4	Methyl Tert Butyl Ether	4.4 U		57.2	48.3	84	49.7	89	3	70-131/25
91-20-3	Naphthalene	4.4 U		57.2	27.1	47*	25.6	46*	6	59-143/31
103-65-1	n-Propylbenzene	4.4 U		57.2	42.4	74*	56.0	101	28	78-129/29
100-42-5	Styrene	4.4 U		57.2	48.3	84	51.5	92	6	79-123/28
994-05-8	Tert-Amyl Methyl Ether	4.4 U		57.2	52.4	92	53.7	96	2	76-130/21
75-65-0	Tert Butyl Alcohol	44 U		572	584	102	595	107	2	72-124/30
630-20-6	1,1,1,2-Tetrachloroethane	4.4 U		57.2	55.2	96	56.6	102	3	81-121/25
71-55-6	1,1,1-Trichloroethane	4.4 U		57.2	53.8	94	59.5	107	10	80-133/27
79-34-5	1,1,2,2-Tetrachloroethane	4.4 U		57.2	41.1	72	43.1	77	5	70-128/30
79-00-5	1,1,2-Trichloroethane	4.4 U		57.2	51.0	89	49.2	88	4	76-118/28
87-61-6	1,2,3-Trichlorobenzene	4.4 U		57.2	24.0	42*	23.9	43*	0	78-136/34
96-18-4	1,2,3-Trichloropropane	4.4 U		57.2	43.7	76	45.6	82	4	74-125/30
120-82-1	1,2,4-Trichlorobenzene	4.4 U		57.2	26.6	46*	28.9	52*	8	82-137/32
95-63-6	1,2,4-Trimethylbenzene	4.4 U		57.2	42.7	75*	54.6	98	24	77-129/29
108-67-8	1,3,5-Trimethylbenzene	4.4 U		57.2	41.3	72*	52.7	95	24	79-129/31
127-18-4	Tetrachloroethylene	4.4 U		57.2	67.4	118	76.9	138*	13	79-132/27
108-88-3	Toluene	4.4 U		57.2	60.5	106	63.5	114	5	80-123/26
75-69-4	Trichlorofluoromethane	4.4 U		57.2	63.6	111	70.6	127	10	67-149/29
75-01-4	Vinyl chloride	4.4 U		57.2	57.0	100	62.3	112	9	60-145/29
1330-20-7	Xylene (total)	13 U		172	157	91	173	104	10	83-127/24

CAS No.	Surrogate Recoveries	MS	MSD	F84379-2	Limits
1868-53-7	Dibromofluoromethane	103%	98%	101%	80-121%
2037-26-5	Toluene-D8	102%	103%	111%	71-130%

8.3.1  
8

# Matrix Spike/Matrix Spike Duplicate Summary

**Job Number:** C17064

**Account:** ALNCA Accutest Northern California, Inc.

**Project:** IRISECAO: Romic Soil Investigation(Romic EPA) - 2081 Bay Road,East Palo Alto,CA

Sample	File ID	DF	Analyzed	By	Prep Date	Prep Batch	Analytical Batch
F84379-2MS	F051096.D	1	07/30/11	SH	n/a	n/a	VF1546
F84379-2MSD	F051097.D	1	07/30/11	SH	n/a	n/a	VF1546
F84379-2	F051089.D	1	07/29/11	SH	n/a	n/a	VF1546

The QC reported here applies to the following samples:

Method: SW846 8260B

C17064-1, C17064-2

CAS No.	Surrogate Recoveries	MS	MSD	F84379-2	Limits
460-00-4	4-Bromofluorobenzene	99%	107%	141%	59-148%
17060-07-0	1,2-Dichloroethane-D4	101%	96%	100%	77-123%

# Matrix Spike/Matrix Spike Duplicate Summary

**Job Number:** C17064

**Account:** ALNCA Accutest Northern California, Inc.

**Project:** IRISECAO: Romic Soil Investigation(Romic EPA) - 2081 Bay Road,East Palo Alto,CA

Sample	File ID	DF	Analyzed	By	Prep Date	Prep Batch	Analytical Batch
C17064-7MS	H070745.D	1	07/30/11	AH	n/a	n/a	VH2625
C17064-7MSD	H070746.D	1	07/30/11	AH	n/a	n/a	VH2625
C17064-7	H070742.D	1	07/29/11	AH	n/a	n/a	VH2625

The QC reported here applies to the following samples:

Method: SW846 8260B

C17064-4, C17064-5, C17064-7, C17064-8

CAS No.	Compound	C17064-7 ug/kg	Spike Q	ug/kg	MS ug/kg	MS %	MSD ug/kg	MSD %	RPD	Limits Rec/RPD
67-64-1	Acetone	ND		9970	2840	28*	2940	29*	3	61-144/29
71-43-2	Benzene	97.8	J	1990	2280	109	2270	109	0	78-130/25
108-86-1	Bromobenzene	ND		1990	2340	117	2320	116	1	78-123/30
74-97-5	Bromochloromethane	ND		1990	1810	91	1790	90	1	72-122/23
75-27-4	Bromodichloromethane	ND		1990	2040	102	2030	102	0	73-122/25
75-25-2	Bromoform	ND		1990	1870	94	1840	92	2	70-139/26
104-51-8	n-Butylbenzene	ND		1990	2520	126	2560	128	2	80-138/31
135-98-8	sec-Butylbenzene	ND		1990	2590	130	2600	130	0	82-132/29
98-06-6	tert-Butylbenzene	ND		1990	2640	132*	2650	133*	0	79-130/29
108-90-7	Chlorobenzene	ND		1990	2390	120	2370	119	1	83-122/23
75-00-3	Chloroethane	ND		1990	492	25*	506	25*	3	61-153/31
67-66-3	Chloroform	ND		1990	2100	105	2080	104	1	79-129/27
95-49-8	o-Chlorotoluene	ND		1990	2550	128*	2540	127*	0	77-123/31
106-43-4	p-Chlorotoluene	ND		1990	2680	134*	2680	134*	0	78-129/29
56-23-5	Carbon tetrachloride	ND		1990	2080	104	2090	105	0	79-135/29
75-34-3	1,1-Dichloroethane	59.7	J	1990	2170	106	2190	107	1	77-132/26
75-35-4	1,1-Dichloroethylene	ND		1990	1960	98	1970	99	1	66-132/27
563-58-6	1,1-Dichloropropene	ND		1990	2160	108	2170	109	0	81-133/26
96-12-8	1,2-Dibromo-3-chloropropane	ND		1990	1760	88	1790	90	2	67-129/29
106-93-4	1,2-Dibromoethane	ND		1990	2030	102	2060	103	1	77-126/24
107-06-2	1,2-Dichloroethane	ND		1990	1910	96	1890	95	1	78-129/24
78-87-5	1,2-Dichloropropane	ND		1990	2130	107	2150	108	1	74-127/27
142-28-9	1,3-Dichloropropane	ND		1990	2080	104	2020	101	3	78-118/26
108-20-3	Di-Isopropyl ether	ND		1990	2260	113	2220	111	2	75-131/24
594-20-7	2,2-Dichloropropane	ND		1990	1660	83	1630	82	2	80-137/28
124-48-1	Dibromochloromethane	ND		1990	2220	111	2180	109	2	78-117/27
75-71-8	Dichlorodifluoromethane	ND		1990	3420	172*	3420	172*	0	35-162/30
156-59-2	cis-1,2-Dichloroethylene	ND		1990	2070	104	2060	103	0	74-123/26
10061-01-5	cis-1,3-Dichloropropene	ND		1990	2010	101	2010	101	0	79-130/23
541-73-1	m-Dichlorobenzene	ND		1990	2480	124	2440	122	2	82-126/29
95-50-1	o-Dichlorobenzene	86.1	J	1990	2480	120	2470	120	0	83-123/28
106-46-7	p-Dichlorobenzene	ND		1990	2430	122	2390	120	2	84-124/28
156-60-5	trans-1,2-Dichloroethylene	ND		1990	2120	106	2110	106	0	77-129/27
10061-02-6	trans-1,3-Dichloropropene	ND		1990	2480	124	2430	122	2	87-131/27
100-41-4	Ethylbenzene	ND		1990	2660	133*	2680	134*	1	82-124/25
637-92-3	Ethyl tert-Butyl Ether	ND		1990	2050	103	2020	101	1	85-141/23

832  
8

# Matrix Spike/Matrix Spike Duplicate Summary

**Job Number:** C17064

**Account:** ALNCA Accutest Northern California, Inc.

**Project:** IRISECAO: Romic Soil Investigation(Romic EPA) - 2081 Bay Road,East Palo Alto,CA

Sample	File ID	DF	Analyzed	By	Prep Date	Prep Batch	Analytical Batch
C17064-7MS	H070745.D	1	07/30/11	AH	n/a	n/a	VH2625
C17064-7MSD	H070746.D	1	07/30/11	AH	n/a	n/a	VH2625
C17064-7	H070742.D	1	07/29/11	AH	n/a	n/a	VH2625

The QC reported here applies to the following samples:

Method: SW846 8260B

C17064-4, C17064-5, C17064-7, C17064-8

CAS No.	Compound	C17064-7 ug/kg	Spike ug/kg	MS ug/kg	MS %	MSD ug/kg	MSD %	RPD	Limits Rec/RPD
591-78-6	2-Hexanone	ND	9970	6900	69	6820	68	1	67-130/29
87-68-3	Hexachlorobutadiene	ND	1990	2650	133	2620	131	1	77-150/36
98-82-8	Isopropylbenzene	ND	1990	2750	138*	2740	137*	0	82-133/27
99-87-6	p-Isopropyltoluene	ND	1990	2650	133*	2650	133*	0	82-132/29
108-10-1	4-Methyl-2-pentanone	ND	9970	9810	98	9710	97	1	69-125/24
74-83-9	Methyl bromide	ND	1990	1080	54*	1080	54*	0	60-146/31
74-87-3	Methyl chloride	ND	1990	2920	146	2910	146	0	58-163/26
74-95-3	Methylene bromide	ND	1990	1800	90	1760	88	2	75-128/26
75-09-2	Methylene chloride	ND	1990	2270	114	2210	111	3	62-140/25
78-93-3	Methyl ethyl ketone	ND	9970	4890	49*	4920	49*	1	66-134/23
1634-04-4	Methyl Tert Butyl Ether	ND	1990	1780	89	1760	88	1	70-131/25
91-20-3	Naphthalene	ND	1990	2040	102	1990	100	2	59-143/31
103-65-1	n-Propylbenzene	76.3	J 1990	2690	131*	2690	131*	0	78-129/29
100-42-5	Styrene	ND	1990	2360	118	2340	117	1	79-123/28
994-05-8	Tert-Amyl Methyl Ether	ND	1990	1920	96	1940	97	1	76-130/21
75-65-0	Tert Butyl Alcohol	ND	19900	22300	112	19600	98	13	72-124/30
630-20-6	1,1,1,2-Tetrachloroethane	ND	1990	2280	114	2270	114	0	81-121/25
71-55-6	1,1,1-Trichloroethane	539	1990	2550	101	2570	102	1	80-133/27
79-34-5	1,1,2,2-Tetrachloroethane	ND	1990	1990	100	1970	99	1	70-128/30
79-00-5	1,1,2-Trichloroethane	ND	1990	2250	113	2240	112	0	76-118/28
87-61-6	1,2,3-Trichlorobenzene	ND	1990	2310	116	2230	112	4	78-136/34
96-18-4	1,2,3-Trichloropropane	ND	1990	1940	97	1890	95	3	74-125/30
120-82-1	1,2,4-Trichlorobenzene	ND	1990	2380	119	2370	119	0	82-137/32
95-63-6	1,2,4-Trimethylbenzene	240	1990	2810	129	2800	128	0	77-129/29
108-67-8	1,3,5-Trimethylbenzene	55.8	J 1990	2560	126	2550	125	0	79-129/31
127-18-4	Tetrachloroethylene	140	J 1990	3140	150*	3160	151*	1	79-132/27
108-88-3	Toluene	796	1990	3130	117	3130	117	0	80-123/26
79-01-6	Trichloroethylene	125	J 1990	2250	107	2280	108	1	78-132/28
75-69-4	Trichlorofluoromethane	ND	1990	1330	67	1400	70	5	67-149/29
75-01-4	Vinyl chloride	ND	1990	2210	111	2170	109	2	60-145/29
1330-20-7	Xylene (total)	943	5980	8180	121	8180	121	0	83-127/24

CAS No.	Surrogate Recoveries	MS	MSD	C17064-7	Limits
1868-53-7	Dibromofluoromethane	91%	93%	93%	80-121%

8.3.2  
8

# Matrix Spike/Matrix Spike Duplicate Summary

**Job Number:** C17064  
**Account:** ALNCA Accutest Northern California, Inc.  
**Project:** IRISECAO: Romic Soil Investigation(Romic EPA) - 2081 Bay Road,East Palo Alto,CA

Sample	File ID	DF	Analyzed	By	Prep Date	Prep Batch	Analytical Batch
C17064-7MS	H070745.D	1	07/30/11	AH	n/a	n/a	VH2625
C17064-7MSD	H070746.D	1	07/30/11	AH	n/a	n/a	VH2625
C17064-7	H070742.D	1	07/29/11	AH	n/a	n/a	VH2625

**The QC reported here applies to the following samples:** **Method:** SW846 8260B

C17064-4, C17064-5, C17064-7, C17064-8

CAS No.	Surrogate Recoveries	MS	MSD	C17064-7	Limits
2037-26-5	Toluene-D8	106%	106%	99%	71-130%
460-00-4	4-Bromofluorobenzene	99%	99%	96%	59-148%
17060-07-0	1,2-Dichloroethane-D4	91%	92%	100%	77-123%

8.3.2  
8

# Matrix Spike/Matrix Spike Duplicate Summary

**Job Number:** C17064

**Account:** ALNCA Accutest Northern California, Inc.

**Project:** IRISECAO: Romic Soil Investigation(Romic EPA) - 2081 Bay Road,East Palo Alto,CA

Sample	File ID	DF	Analyzed	By	Prep Date	Prep Batch	Analytical Batch
C17064-11MS	F051126.D	1	07/30/11	WV	n/a	n/a	VF1547
C17064-11MSD	F051127.D	1	07/30/11	WV	n/a	n/a	VF1547
C17064-11 <sup>a</sup>	F051113.D	1	07/30/11	WV	n/a	n/a	VF1547

The QC reported here applies to the following samples:

Method: SW846 8260B

C17064-1, C17064-2, C17064-11, C17064-13, C17064-14, C17064-15, C17064-16, C17064-17, C17064-19, C17064-20, C17064-21, C17064-22, C17064-23

CAS No.	Compound	C17064-11 ug/kg	Spike Q ug/kg	MS ug/kg	MS %	MSD ug/kg	MSD %	RPD	Limits Rec/RPD
67-64-1	Acetone	ND	47000	13400	29*	12700	27*	5	61-144/29
71-43-2	Benzene	ND	9400	10200	109	9700	103	5	78-130/25
108-86-1	Bromobenzene	ND	9400	9740	104	8050	86	19	78-123/30
74-97-5	Bromochloromethane	ND	9400	8580	91	8280	88	4	72-122/23
75-27-4	Bromodichloromethane	ND	9400	9450	101	9110	97	4	73-122/25
75-25-2	Bromoform	ND	9400	7170	76	6830	73	5	70-139/26
104-51-8	n-Butylbenzene	ND	9400	9930	106	8110	86	20	80-138/31
135-98-8	sec-Butylbenzene	ND	9400	10300	110	8410	89	20	82-132/29
98-06-6	tert-Butylbenzene	ND	9400	10200	109	8280	88	21	79-130/29
108-90-7	Chlorobenzene	ND	9400	9520	101	9010	96	6	83-122/23
75-00-3	Chloroethane	ND	9400	9520	101	9540	102	0	61-153/31
67-66-3	Chloroform	ND	9400	9930	106	9490	101	5	79-129/27
95-49-8	o-Chlorotoluene	ND	9400	9740	104	8030	85	19	77-123/31
106-43-4	p-Chlorotoluene	ND	9400	10000	106	8300	88	19	78-129/29
56-23-5	Carbon tetrachloride	ND	9400	10300	110	9840	105	5	79-135/29
75-34-3	1,1-Dichloroethane	2350	9400	11700	99	11300	95	3	77-132/26
75-35-4	1,1-Dichloroethylene	ND	9400	10400	111	9430	100	10	66-132/27
563-58-6	1,1-Dichloropropene	ND	9400	10500	112	9990	106	5	81-133/26
96-12-8	1,2-Dibromo-3-chloropropane	ND	9400	6230	66*	5180	55*	18	67-129/29
106-93-4	1,2-Dibromoethane	ND	9400	7470	79	6950	74*	7	77-126/24
107-06-2	1,2-Dichloroethane	ND	9400	8960	95	8530	91	5	78-129/24
78-87-5	1,2-Dichloropropane	ND	9400	9640	103	9140	97	5	74-127/27
142-28-9	1,3-Dichloropropane	ND	9400	7780	83	7340	78	6	78-118/26
108-20-3	Di-Isopropyl ether	ND	9400	9480	101	9170	98	3	75-131/24
594-20-7	2,2-Dichloropropane	ND	9400	9290	99	8770	93	6	80-137/28
124-48-1	Dibromochloromethane	ND	9400	8120	86	7670	82	6	78-117/27
75-71-8	Dichlorodifluoromethane	ND	9400	16300	173*	15400	164*	6	35-162/30
156-59-2	cis-1,2-Dichloroethylene	2470	9400	11500	96	11300	94	2	74-123/26
10061-01-5	cis-1,3-Dichloropropene	ND	9400	9440	100	9020	96	5	79-130/23
541-73-1	m-Dichlorobenzene	ND	9400	9910	105	8200	87	19	82-126/29
95-50-1	o-Dichlorobenzene	ND	9400	9580	102	8010	85	18	83-123/28
106-46-7	p-Dichlorobenzene	ND	9400	9810	104	8190	87	18	84-124/28
156-60-5	trans-1,2-Dichloroethylene	ND	9400	9850	105	9390	100	5	77-129/27
10061-02-6	trans-1,3-Dichloropropene	ND	9400	8850	94	8300	88	6	87-131/27
100-41-4	Ethylbenzene	4970	9400	12800	83	12400	79*	3	82-124/25
637-92-3	Ethyl tert-Butyl Ether	ND	9400	8760	93	8490	90	3	85-141/23

8.3.3  
8

# Matrix Spike/Matrix Spike Duplicate Summary

**Job Number:** C17064

**Account:** ALNCA Accutest Northern California, Inc.

**Project:** IRISECAO: Romic Soil Investigation(Romic EPA) - 2081 Bay Road,East Palo Alto,CA

Sample	File ID	DF	Analyzed	By	Prep Date	Prep Batch	Analytical Batch
C17064-11MS	F051126.D	1	07/30/11	WV	n/a	n/a	VF1547
C17064-11MSD	F051127.D	1	07/30/11	WV	n/a	n/a	VF1547
C17064-11 <sup>a</sup>	F051113.D	1	07/30/11	WV	n/a	n/a	VF1547

The QC reported here applies to the following samples:

Method: SW846 8260B

C17064-1, C17064-2, C17064-11, C17064-13, C17064-14, C17064-15, C17064-16, C17064-17, C17064-19, C17064-20, C17064-21, C17064-22, C17064-23

CAS No.	Compound	C17064-11 ug/kg	Spike Q	ug/kg	MS ug/kg	MS %	MSD ug/kg	MSD %	RPD	Limits Rec/RPD
591-78-6	2-Hexanone	ND		47000	24300	52*	22500	48*	8	67-130/29
87-68-3	Hexachlorobutadiene	ND		9400	11300	120	9340	99	19	77-150/36
98-82-8	Isopropylbenzene	ND		9400	11200	119	10600	113	6	82-133/27
99-87-6	p-Isopropyltoluene	ND		9400	10400	111	8580	91	19	82-132/29
108-10-1	4-Methyl-2-pentanone	1220	J	47000	30800	63*	28600	58*	7	69-125/24
74-83-9	Methyl bromide	ND		9400	9910	105	9560	102	4	60-146/31
74-87-3	Methyl chloride	ND		9400	11700	124	11100	118	5	58-163/26
74-95-3	Methylene bromide	ND		9400	8360	89	8030	85	4	75-128/26
75-09-2	Methylene chloride	1050	J	9400	8780	82	8250	77	6	62-140/25
78-93-3	Methyl ethyl ketone	1240	J	47000	21200	42*	20200	40*	5	66-134/23
1634-04-4	Methyl Tert Butyl Ether	ND		9400	7940	84	7690	82	3	70-131/25
91-20-3	Naphthalene	ND		9400	7560	80	6290	67	18	59-143/31
103-65-1	n-Propylbenzene	ND		9400	10300	110	8400	89	20	78-129/29
100-42-5	Styrene	ND		9400	9260	99	8700	93	6	79-123/28
994-05-8	Tert-Amyl Methyl Ether	ND		9400	8770	93	8470	90	3	76-130/21
75-65-0	Tert Butyl Alcohol	ND		94000	94400	100	88900	95	6	72-124/30
630-20-6	1,1,1,2-Tetrachloroethane	ND		9400	9300	99	8830	94	5	81-121/25
71-55-6	1,1,1-Trichloroethane	ND		9400	10300	110	9830	105	5	80-133/27
79-34-5	1,1,2,2-Tetrachloroethane	ND		9400	7210	77	5890	63*	20	70-128/30
79-00-5	1,1,2-Trichloroethane	ND		9400	7860	84	7350	78	7	76-118/28
87-61-6	1,2,3-Trichlorobenzene	ND		9400	9520	101	7960	85	18	78-136/34
96-18-4	1,2,3-Trichloropropane	ND		9400	7140	76	5850	62*	20	74-125/30
120-82-1	1,2,4-Trichlorobenzene	ND		9400	10100	107	8470	90	18	82-137/32
95-63-6	1,2,4-Trimethylbenzene	1140		9400	10600	101	8770	81	19	77-129/29
108-67-8	1,3,5-Trimethylbenzene	300	J	9400	9860	102	8120	83	19	79-129/31
127-18-4	Tetrachloroethylene	ND		9400	10700	114	10300	110	4	79-132/27
108-88-3	Toluene	21300		9400	25100	40* <sup>b</sup>	25100	40* <sup>b</sup>	0	80-123/26
79-01-6	Trichloroethylene	ND		9400	10400	111	9800	104	6	78-132/28
75-69-4	Trichlorofluoromethane	ND		9400	12200	130	11500	122	6	67-149/29
75-01-4	Vinyl chloride	ND		9400	11200	119	10700	114	5	60-145/29
1330-20-7	Xylene (total)	22200		28200	44200	78*	43200	74*	2	83-127/24

CAS No.	Surrogate Recoveries	MS	MSD	C17064-11	Limits
1868-53-7	Dibromofluoromethane	94%	95%	100%	80-121%



# Matrix Spike/Matrix Spike Duplicate Summary

**Job Number:** C17064  
**Account:** ALNCA Accutest Northern California, Inc.  
**Project:** IRISECAO: Romic Soil Investigation(Romic EPA) - 2081 Bay Road,East Palo Alto,CA

Sample	File ID	DF	Analyzed	By	Prep Date	Prep Batch	Analytical Batch
C17064-11MS	F051126.D	1	07/30/11	WV	n/a	n/a	VF1547
C17064-11MSD	F051127.D	1	07/30/11	WV	n/a	n/a	VF1547
C17064-11 <sup>a</sup>	F051113.D	1	07/30/11	WV	n/a	n/a	VF1547

**The QC reported here applies to the following samples:** **Method:** SW846 8260B

C17064-1, C17064-2, C17064-11, C17064-13, C17064-14, C17064-15, C17064-16, C17064-17, C17064-19, C17064-20, C17064-21, C17064-22, C17064-23

CAS No.	Surrogate Recoveries	MS	MSD	C17064-11	Limits
2037-26-5	Toluene-D8	99%	97%	97%	71-130%
460-00-4	4-Bromofluorobenzene	105%	97%	102%	59-148%
17060-07-0	1,2-Dichloroethane-D4	91%	91%	102%	77-123%

- (a) Pre-weighed vials were altered in the field; sample weights are estimated.
- (b) Outside control limits due to high level in sample relative to spike amount.

8.3.3  
8

# Matrix Spike/Matrix Spike Duplicate Summary

**Job Number:** C17064

**Account:** ALNCA Accutest Northern California, Inc.

**Project:** IRISECAO: Romic Soil Investigation(Romic EPA) - 2081 Bay Road,East Palo Alto,CA

Sample	File ID	DF	Analyzed	By	Prep Date	Prep Batch	Analytical Batch
C17064-18MS	F051156.D	1	08/01/11	WV	n/a	n/a	VF1548
C17064-18MSD	F051157.D	1	08/01/11	WV	n/a	n/a	VF1548
C17064-18 <sup>a</sup>	F051140.D	1	08/01/11	WV	n/a	n/a	VF1548

The QC reported here applies to the following samples:

Method: SW846 8260B

C17064-14, C17064-18, C17064-19, C17064-21

CAS No.	Compound	C17064-18 ug/kg	Spike Q	ug/kg	MS ug/kg	MS %	MSD ug/kg	MSD %	RPD	Limits Rec/RPD
67-64-1	Acetone	ND		24000	7010	29*	5910	25*	17	61-144/29
71-43-2	Benzene	837		4810	6790	124	5810	103	16	78-130/25
108-86-1	Bromobenzene	247	J	4810	6410	128*	4220	83	41*	78-123/30
74-97-5	Bromochloromethane	ND		4810	4870	101	4190	87	15	72-122/23
75-27-4	Bromodichloromethane	ND		4810	5450	113	4640	97	16	73-122/25
75-25-2	Bromoform	ND		4810	4680	97	3280	68*	35*	70-139/26
104-51-8	n-Butylbenzene	ND		4810	5970	124	3880	81	42*	80-138/31
135-98-8	sec-Butylbenzene	ND		4810	6530	136*	4270	89	42*	82-132/29
98-06-6	tert-Butylbenzene	ND		4810	6480	135*	4260	89	41*	79-130/29
108-90-7	Chlorobenzene	ND		4810	6340	132*	4390	91	36*	83-122/23
75-00-3	Chloroethane	ND		4810	4610	96	3760	78	20	61-153/31
67-66-3	Chloroform	ND		4810	5890	123	5030	105	16	79-129/27
95-49-8	o-Chlorotoluene	ND		4810	6250	130*	4120	86	41*	77-123/31
106-43-4	p-Chlorotoluene	ND		4810	6420	134*	4180	87	42*	78-129/29
56-23-5	Carbon tetrachloride	ND		4810	6390	133	5390	112	17	79-135/29
75-34-3	1,1-Dichloroethane	1580		4810	7480	123	6370	100	16	77-132/26
75-35-4	1,1-Dichloroethylene	ND		4810	6520	136*	5650	118	14	66-132/27
563-58-6	1,1-Dichloropropene	ND		4810	6330	132	5340	111	17	81-133/26
96-12-8	1,2-Dibromo-3-chloropropane	ND		4810	3920	82	2580	54*	41*	67-129/29
106-93-4	1,2-Dibromoethane	ND		4810	4830	100	3380	70*	35*	77-126/24
107-06-2	1,2-Dichloroethane	ND		4810	5160	107	4430	92	15	78-129/24
78-87-5	1,2-Dichloropropane	ND		4810	5630	117	4800	100	16	74-127/27
142-28-9	1,3-Dichloropropane	ND		4810	5090	106	3570	74*	35*	78-118/26
108-20-3	Di-Isopropyl ether	ND		4810	5490	114	4740	99	15	75-131/24
594-20-7	2,2-Dichloropropane	ND		4810	4240	88	3650	76*	15	80-137/28
124-48-1	Dibromochloromethane	ND		4810	5270	110	3700	77*	35*	78-117/27
75-71-8	Dichlorodifluoromethane	ND		4810	9420	196*	7470	155	23	35-162/30
156-59-2	cis-1,2-Dichloroethylene	3980		4810	9380	112	8050	85	15	74-123/26
10061-01-5	cis-1,3-Dichloropropene	ND		4810	5120	106	4370	91	16	79-130/23
541-73-1	m-Dichlorobenzene	ND		4810	6170	128*	4030	84	42*	82-126/29
95-50-1	o-Dichlorobenzene	ND		4810	5930	123	3890	81*	42*	83-123/28
106-46-7	p-Dichlorobenzene	ND		4810	6120	127*	3990	83*	42*	84-124/28
156-60-5	trans-1,2-Dichloroethylene	ND		4810	6150	128	5170	108	17	77-129/27
10061-02-6	trans-1,3-Dichloropropene	ND		4810	5490	114	3810	79*	36*	87-131/27
100-41-4	Ethylbenzene	3910		4810	10500	137*	7250	69*	37*	82-124/25
637-92-3	Ethyl tert-Butyl Ether	ND		4810	5070	105	4350	90	15	85-141/23

# Matrix Spike/Matrix Spike Duplicate Summary

**Job Number:** C17064

**Account:** ALNCA Accutest Northern California, Inc.

**Project:** IRISECAO: Romic Soil Investigation(Romic EPA) - 2081 Bay Road,East Palo Alto,CA

Sample	File ID	DF	Analyzed	By	Prep Date	Prep Batch	Analytical Batch
C17064-18MS	F051156.D	1	08/01/11	WV	n/a	n/a	VF1548
C17064-18MSD	F051157.D	1	08/01/11	WV	n/a	n/a	VF1548
C17064-18 <sup>a</sup>	F051140.D	1	08/01/11	WV	n/a	n/a	VF1548

The QC reported here applies to the following samples:

Method: SW846 8260B

C17064-14, C17064-18, C17064-19, C17064-21

CAS No.	Compound	C17064-18 ug/kg	Spike Q	ug/kg	MS ug/kg	MS %	MSD ug/kg	MSD %	RPD	Limits Rec/RPD
591-78-6	2-Hexanone	ND		24000	14400	60*	9750	41*	39*	67-130/29
87-68-3	Hexachlorobutadiene	ND		4810	6380	133	4130	86	43*	77-150/36
98-82-8	Isopropylbenzene	124	J	4810	7600	156*	5220	106	37*	82-133/27
99-87-6	p-Isopropyltoluene	ND		4810	6580	137*	4300	89	42*	82-132/29
108-10-1	4-Methyl-2-pentanone	ND		24000	19600	82	13800	57*	35*	69-125/24
74-83-9	Methyl bromide	ND		4810	5260	109	4430	92	17	60-146/31
74-87-3	Methyl chloride	ND		4810	7030	146	5890	123	18	58-163/26
74-95-3	Methylene bromide	ND		4810	4830	100	4090	85	17	75-128/26
75-09-2	Methylene chloride	442	J	4810	5500	105	4690	88	16	62-140/25
78-93-3	Methyl ethyl ketone	ND		24000	8430	35*	7040	29*	18	66-134/23
1634-04-4	Methyl Tert Butyl Ether	ND		4810	4620	96	3970	83	15	70-131/25
91-20-3	Naphthalene	390	J	4810	4880	93	3190	58*	42*	59-143/31
103-65-1	n-Propylbenzene	186	J	4810	6630	134*	4340	86	42*	78-129/29
100-42-5	Styrene	ND		4810	6050	126*	4180	87	37*	79-123/28
994-05-8	Tert-Amyl Methyl Ether	ND		4810	4770	99	4310	90	10	76-130/21
75-65-0	Tert Butyl Alcohol	ND		48100	47300	98	47300	98	0	72-124/30
630-20-6	1,1,1,2-Tetrachloroethane	ND		4810	6150	128*	4310	90	35*	81-121/25
71-55-6	1,1,1-Trichloroethane	1370		4810	7540	128	6380	104	17	80-133/27
79-34-5	1,1,2,2-Tetrachloroethane	ND		4810	4560	95	3020	63*	41*	70-128/30
79-00-5	1,1,2-Trichloroethane	ND		4810	5370	112	3770	78	35*	76-118/28
87-61-6	1,2,3-Trichlorobenzene	ND		4810	5610	117	3650	76*	42*	78-136/34
96-18-4	1,2,3-Trichloropropane	ND		4810	4450	93	2960	62*	40*	74-125/30
120-82-1	1,2,4-Trichlorobenzene	ND		4810	6050	126	3930	82	42*	82-137/32
95-63-6	1,2,4-Trimethylbenzene	1220		4810	7500	131*	4920	77	42*	77-129/29
108-67-8	1,3,5-Trimethylbenzene	399	J	4810	6590	129	4310	81	42*	79-129/31
127-18-4	Tetrachloroethylene	678		4810	8040	153*	5580	102	36*	79-132/27
108-88-3	Toluene	15100		4810	23500	175* <sup>b</sup>	16400	27* <sup>b</sup>	36*	80-123/26
79-01-6	Trichloroethylene	151	J	4810	6240	127	5230	106	18	78-132/28
75-69-4	Trichlorofluoromethane	ND		4810	7250	151*	5930	123	20	67-149/29
75-01-4	Vinyl chloride	ND		4810	6510	135	5700	119	13	60-145/29
1330-20-7	Xylene (total)	15800		14400	36500	144*	25100	64*	37*	83-127/24

CAS No.	Surrogate Recoveries	MS	MSD	C17064-18	Limits
1868-53-7	Dibromofluoromethane	101%	91%	95%	80-121%

8.3.4  
8

# Matrix Spike/Matrix Spike Duplicate Summary

**Job Number:** C17064  
**Account:** ALNCA Accutest Northern California, Inc.  
**Project:** IRISECAO: Romic Soil Investigation(Romic EPA) - 2081 Bay Road,East Palo Alto,CA

Sample	File ID	DF	Analyzed	By	Prep Date	Prep Batch	Analytical Batch
C17064-18MS	F051156.D	1	08/01/11	WV	n/a	n/a	VF1548
C17064-18MSD	F051157.D	1	08/01/11	WV	n/a	n/a	VF1548
C17064-18 <sup>a</sup>	F051140.D	1	08/01/11	WV	n/a	n/a	VF1548

**The QC reported here applies to the following samples:** **Method:** SW846 8260B

C17064-14, C17064-18, C17064-19, C17064-21

CAS No.	Surrogate Recoveries	MS	MSD	C17064-18	Limits
2037-26-5	Toluene-D8	102%	98%	97%	71-130%
460-00-4	4-Bromofluorobenzene	99%	100%	105%	59-148%
17060-07-0	1,2-Dichloroethane-D4	100%	87%	94%	77-123%

- (a) Pre-weighed vials were altered in the field; sample weights are estimated.
- (b) Outside control limits due to high level in sample relative to spike amount.

8.3.4  
8

# Matrix Spike/Matrix Spike Duplicate Summary

**Job Number:** C17064

**Account:** ALNCA Accutest Northern California, Inc.

**Project:** IRISECAO: Romic Soil Investigation(Romic EPA) - 2081 Bay Road,East Palo Alto,CA

Sample	File ID	DF	Analyzed	By	Prep Date	Prep Batch	Analytical Batch
F84319-19MS	H070807.D	1	08/01/11	AH	n/a	n/a	VH2627
F84319-19MSD	H070808.D	1	08/01/11	AH	n/a	n/a	VH2627
F84319-19 <sup>a</sup>	H070796.D	1	08/01/11	AH	n/a	n/a	VH2627

The QC reported here applies to the following samples:

Method: SW846 8260B

C17064-9

CAS No.	Compound	F84319-19 ug/kg	Spike Q	ug/kg	MS ug/kg	MS %	MSD ug/kg	MSD %	RPD	Limits Rec/RPD
67-64-1	Acetone	ND		16300	3630	22*	3780	23*	4	61-144/29
71-43-2	Benzene	ND		3250	2990	92	3070	94	3	78-130/25
108-86-1	Bromobenzene	ND		3250	2930	90	3100	95	6	78-123/30
74-97-5	Bromochloromethane	ND		3250	2540	78	2680	82	5	72-122/23
75-27-4	Bromodichloromethane	ND		3250	2960	91	2940	90	1	73-122/25
75-25-2	Bromoform	ND		3250	2560	79	2760	85	8	70-139/26
104-51-8	n-Butylbenzene	ND		3250	3180	98	3290	101	3	80-138/31
135-98-8	sec-Butylbenzene	ND		3250	3240	100	3410	105	5	82-132/29
98-06-6	tert-Butylbenzene	ND		3250	3180	98	3310	102	4	79-130/29
108-90-7	Chlorobenzene	ND		3250	3020	93	3180	98	5	83-122/23
75-00-3	Chloroethane	ND		3250	560	17*	251	8*	76*	61-153/31
67-66-3	Chloroform	ND		3250	2920	90	2960	91	1	79-129/27
95-49-8	o-Chlorotoluene	ND		3250	3070	94	3160	97	3	77-123/31
106-43-4	p-Chlorotoluene	ND		3250	3140	96	3300	101	5	78-129/29
56-23-5	Carbon tetrachloride	ND		3250	2970	91	2960	91	0	79-135/29
75-34-3	1,1-Dichloroethane	ND		3250	2720	84	2850	88	5	77-132/26
75-35-4	1,1-Dichloroethylene	ND		3250	2640	81	2740	84	4	66-132/27
563-58-6	1,1-Dichloropropene	ND		3250	2890	89	2990	92	3	81-133/26
96-12-8	1,2-Dibromo-3-chloropropane	163	J	3250	2420	69	2540	73	5	67-129/29
106-93-4	1,2-Dibromoethane	ND		3250	2780	85	2940	90	6	77-126/24
107-06-2	1,2-Dichloroethane	ND		3250	2710	83	2690	83	1	78-129/24
78-87-5	1,2-Dichloropropane	ND		3250	2700	83	2790	86	3	74-127/27
142-28-9	1,3-Dichloropropane	ND		3250	2830	87	3060	94	8	78-118/26
108-20-3	Di-Isopropyl ether	ND		3250	2510	77	2790	86	11	75-131/24
594-20-7	2,2-Dichloropropane	ND		3250	2370	73*	2420	74*	2	80-137/28
124-48-1	Dibromochloromethane	ND		3250	3000	92	3140	96	5	78-117/27
75-71-8	Dichlorodifluoromethane	ND		3250	5030	155	5270	162	5	35-162/30
156-59-2	cis-1,2-Dichloroethylene	ND		3250	2730	84	2890	89	6	74-123/26
10061-01-5	cis-1,3-Dichloropropene	ND		3250	2800	86	2880	88	3	79-130/23
541-73-1	m-Dichlorobenzene	ND		3250	3020	93	3190	98	5	82-126/29
95-50-1	o-Dichlorobenzene	ND		3250	2950	91	3050	94	3	83-123/28
106-46-7	p-Dichlorobenzene	ND		3250	2980	92	3110	96	4	84-124/28
156-60-5	trans-1,2-Dichloroethylene	ND		3250	2700	83	2820	87	4	77-129/27
10061-02-6	trans-1,3-Dichloropropene	ND		3250	3150	97	3330	102	6	87-131/27
100-41-4	Ethylbenzene	ND		3250	2940	90	3120	96	6	82-124/25
637-92-3	Ethyl tert-Butyl Ether	ND		3250	2470	76*	2650	81*	7	85-141/23

# Matrix Spike/Matrix Spike Duplicate Summary

**Job Number:** C17064

**Account:** ALNCA Accutest Northern California, Inc.

**Project:** IRISECAO: Romic Soil Investigation(Romic EPA) - 2081 Bay Road,East Palo Alto,CA

Sample	File ID	DF	Analyzed	By	Prep Date	Prep Batch	Analytical Batch
F84319-19MS	H070807.D	1	08/01/11	AH	n/a	n/a	VH2627
F84319-19MSD	H070808.D	1	08/01/11	AH	n/a	n/a	VH2627
F84319-19 <sup>a</sup>	H070796.D	1	08/01/11	AH	n/a	n/a	VH2627

The QC reported here applies to the following samples:

Method: SW846 8260B

C17064-9

CAS No.	Compound	F84319-19 ug/kg	Spike Q	ug/kg	MS ug/kg	MS %	MSD ug/kg	MSD %	RPD	Limits Rec/RPD
591-78-6	2-Hexanone	ND		16300	9550	59*	10200	63*	7	67-130/29
87-68-3	Hexachlorobutadiene	ND		3250	2240	69*	2550	78	13	77-150/36
98-82-8	Isopropylbenzene	ND		3250	3400	104	3610	111	6	82-133/27
99-87-6	p-Isopropyltoluene	ND		3250	3390	104	3530	108	4	82-132/29
108-10-1	4-Methyl-2-pentanone	ND		16300	12800	79	13900	85	8	69-125/24
74-83-9	Methyl bromide	ND		3250	2020	62	1830	56*	10	60-146/31
74-87-3	Methyl chloride	ND		3250	2790	86	3580	110	25	58-163/26
74-95-3	Methylene bromide	ND		3250	2690	83	2720	84	1	75-128/26
75-09-2	Methylene chloride	486	J	3250	3280	86	3420	90	4	62-140/25
78-93-3	Methyl ethyl ketone	ND		16300	5990	37*	6440	40*	7	66-134/23
1634-04-4	Methyl Tert Butyl Ether	ND		3250	2450	75	2540	78	4	70-131/25
91-20-3	Naphthalene	ND		3250	2220	68	2650	81	18	59-143/31
103-65-1	n-Propylbenzene	ND		3250	3170	97	3260	100	3	78-129/29
100-42-5	Styrene	ND		3250	2890	89	3110	96	7	79-123/28
994-05-8	Tert-Amyl Methyl Ether	ND		3250	2580	79	2670	82	3	76-130/21
75-65-0	Tert Butyl Alcohol	ND		32500	27100	83	28600	88	5	72-124/30
630-20-6	1,1,1,2-Tetrachloroethane	ND		3250	2880	88	3040	93	5	81-121/25
71-55-6	1,1,1-Trichloroethane	ND		3250	2890	89	2900	89	0	80-133/27
79-34-5	1,1,2,2-Tetrachloroethane	ND		3250	2820	87	2860	88	1	70-128/30
79-00-5	1,1,2-Trichloroethane	ND		3250	4090	126*	4330	133*	6	76-118/28
87-61-6	1,2,3-Trichlorobenzene	ND		3250	2410	74*	2700	83	11	78-136/34
96-18-4	1,2,3-Trichloropropane	ND		3250	2530	78	2730	84	8	74-125/30
120-82-1	1,2,4-Trichlorobenzene	ND		3250	2660	82	2960	91	11	82-137/32
95-63-6	1,2,4-Trimethylbenzene	ND		3250	3200	98	3260	100	2	77-129/29
108-67-8	1,3,5-Trimethylbenzene	ND		3250	3120	96	3210	99	3	79-129/31
127-18-4	Tetrachloroethylene	ND		3250	3320	102	3660	112	10	79-132/27
108-88-3	Toluene	ND		3250	2790	86	3030	93	8	80-123/26
79-01-6	Trichloroethylene	ND		3250	3060	94	3100	95	1	78-132/28
75-69-4	Trichlorofluoromethane	ND		3250	2430	75	2410	74	1	67-149/29
75-01-4	Vinyl chloride	ND		3250	2450	75	2910	89	17	60-145/29
1330-20-7	Xylene (total)	ND		9760	8840	91	9440	97	7	83-127/24

CAS No.	Surrogate Recoveries	MS	MSD	F84319-19	Limits
1868-53-7	Dibromofluoromethane	100%	99%	94%	80-121%

8.3.5  
8

# Matrix Spike/Matrix Spike Duplicate Summary

**Job Number:** C17064  
**Account:** ALNCA Accutest Northern California, Inc.  
**Project:** IRISECAO: Romic Soil Investigation(Romic EPA) - 2081 Bay Road,East Palo Alto,CA

Sample	File ID	DF	Analyzed	By	Prep Date	Prep Batch	Analytical Batch
F84319-19MS	H070807.D	1	08/01/11	AH	n/a	n/a	VH2627
F84319-19MSD	H070808.D	1	08/01/11	AH	n/a	n/a	VH2627
F84319-19 <sup>a</sup>	H070796.D	1	08/01/11	AH	n/a	n/a	VH2627

**The QC reported here applies to the following samples:** **Method:** SW846 8260B

C17064-9

CAS No.	Surrogate Recoveries	MS	MSD	F84319-19	Limits
2037-26-5	Toluene-D8	96%	100%	94%	71-130%
460-00-4	4-Bromofluorobenzene	92%	97%	95%	59-148%
17060-07-0	1,2-Dichloroethane-D4	94%	90%	98%	77-123%

(a) Sample re-analyzed beyond hold time; reported results are considered minimum values. Dilution required due to matrix interference.

8.3.5  
8

# Matrix Spike/Matrix Spike Duplicate Summary

**Job Number:** C17064

**Account:** ALNCA Accutest Northern California, Inc.

**Project:** IRISECAO: Romic Soil Investigation(Romic EPA) - 2081 Bay Road,East Palo Alto,CA

Sample	File ID	DF	Analyzed	By	Prep Date	Prep Batch	Analytical Batch
F84411-1MS	G0073981.D	1	08/01/11	MM	n/a	n/a	VG2761
F84411-1MSD	G0073982.D	1	08/02/11	MM	n/a	n/a	VG2761
F84411-1	G0073976.D	1	08/01/11	MM	n/a	n/a	VG2761

The QC reported here applies to the following samples:

Method: SW846 8260B

C17064-24, C17064-25, C17064-27, C17064-28, C17064-30, C17064-31, C17064-32, C17064-33

CAS No.	Compound	F84411-1 ug/kg	Spike Q	ug/kg	MS ug/kg	MS %	MSD ug/kg	MSD %	RPD	Limits Rec/RPD
67-64-1	Acetone	41 U		267	85.5	32*	79.2	32*	8 <sup>a</sup>	61-144/29
71-43-2	Benzene	4.1 U		53.4	53.6	100	48.1	98	11	78-130/25
108-86-1	Bromobenzene	4.1 U		53.4	54.7	102	46.2	94	17	78-123/30
74-97-5	Bromochloromethane	4.1 U		53.4	51.5	96	49.7	101	4	72-122/23
75-27-4	Bromodichloromethane	4.1 U		53.4	53.0	99	49.6	101	7	73-122/25
75-25-2	Bromoform	4.1 U		53.4	48.3	90	45.5	92	6	70-139/26
104-51-8	n-Butylbenzene	4.1 U		53.4	41.8	78*	33.8	69*	21	80-138/31
135-98-8	sec-Butylbenzene	4.1 U		53.4	47.7	89	39.0	79*	20	82-132/29
98-06-6	tert-Butylbenzene	4.1 U		53.4	49.2	92	39.6	80	22	79-130/29
108-90-7	Chlorobenzene	4.1 U		53.4	53.1	99	46.7	95	13	83-122/23
75-00-3	Chloroethane	4.1 U		53.4	51.6	97	55.7	113	8	61-153/31
67-66-3	Chloroform	4.1 U		53.4	54.4	102	48.9	99	11	79-129/27
95-49-8	o-Chlorotoluene	4.1 U		53.4	48.7	91	40.4	82	19	77-123/31
106-43-4	p-Chlorotoluene	4.1 U		53.4	50.9	95	41.8	85	20	78-129/29
56-23-5	Carbon tetrachloride	4.1 U		53.4	51.6	97	46.5	94	10	79-135/29
75-34-3	1,1-Dichloroethane	4.1 U		53.4	49.7	93	44.7	91	11	77-132/26
75-35-4	1,1-Dichloroethylene	4.1 U		53.4	47.3	89	38.1	77	22	66-132/27
563-58-6	1,1-Dichloropropene	4.1 U		53.4	50.8	95	45.1	91	12	81-133/26
96-12-8	1,2-Dibromo-3-chloropropane	4.1 U		53.4	36.3	68	33.3	68	9 <sup>b</sup>	67-129/29
106-93-4	1,2-Dibromoethane	4.1 U		53.4	37.7	71*	34.3	70*	9	77-126/24
107-06-2	1,2-Dichloroethane	4.1 U		53.4	49.1	92	45.6	92	7	78-129/24
78-87-5	1,2-Dichloropropane	4.1 U		53.4	46.9	88	43.3	88	8	74-127/27
142-28-9	1,3-Dichloropropane	4.1 U		53.4	43.2	81	39.1	79	10	78-118/26
108-20-3	Di-Isopropyl ether	4.1 U		53.4	45.0	84	40.4	82	11	75-131/24
594-20-7	2,2-Dichloropropane	4.1 U		53.4	43.0	80	41.1	83	5	80-137/28
124-48-1	Dibromochloromethane	4.1 U		53.4	42.3	79	39.0	79	8	78-117/27
75-71-8	Dichlorodifluoromethane	4.1 U		53.4	65.3	122	56.3	114	15 <sup>b</sup>	35-162/30
156-59-2	cis-1,2-Dichloroethylene	4.1 U		53.4	55.0	103	48.8	99	12	74-123/26
10061-01-5	cis-1,3-Dichloropropene	4.1 U		53.4	48.0	90	44.9	91	7	79-130/23
541-73-1	m-Dichlorobenzene	4.1 U		53.4	52.2	98	44.1	89	17	82-126/29
95-50-1	o-Dichlorobenzene	4.1 U		53.4	50.8	95	43.8	89	15	83-123/28
106-46-7	p-Dichlorobenzene	4.1 U		53.4	51.9	97	45.6	92	13	84-124/28
156-60-5	trans-1,2-Dichloroethylene	4.1 U		53.4	48.2	90	42.7	87	12	77-129/27
10061-02-6	trans-1,3-Dichloropropene	4.1 U		53.4	47.2	88	42.1	85*	11	87-131/27
100-41-4	Ethylbenzene	4.1 U		53.4	50.3	94	42.9	87	16	82-124/25
637-92-3	Ethyl tert-Butyl Ether	4.1 U		53.4	47.7	89	40.6	82*	16	85-141/23



# Matrix Spike/Matrix Spike Duplicate Summary

**Job Number:** C17064

**Account:** ALNCA Accutest Northern California, Inc.

**Project:** IRISECAO: Romic Soil Investigation(Romic EPA) - 2081 Bay Road,East Palo Alto,CA

Sample	File ID	DF	Analyzed	By	Prep Date	Prep Batch	Analytical Batch
F84411-1MS	G0073981.D	1	08/01/11	MM	n/a	n/a	VG2761
F84411-1MSD	G0073982.D	1	08/02/11	MM	n/a	n/a	VG2761
F84411-1	G0073976.D	1	08/01/11	MM	n/a	n/a	VG2761

The QC reported here applies to the following samples:

Method: SW846 8260B

C17064-24, C17064-25, C17064-27, C17064-28, C17064-30, C17064-31, C17064-32, C17064-33

CAS No.	Compound	F84411-1 ug/kg	Spike Q	ug/kg	MS ug/kg	MS %	MSD ug/kg	MSD %	RPD	Limits Rec/RPD
591-78-6	2-Hexanone	21 U		267	145	54*	132	54*	9	67-130/29
87-68-3	Hexachlorobutadiene	4.1 U		53.4	41.0	77	35.7	72*	14	77-150/36
98-82-8	Isopropylbenzene	4.1 U		53.4	58.8	110	49.5	100	17	82-133/27
99-87-6	p-Isopropyltoluene	4.1 U		53.4	49.6	93	40.7	83	20	82-132/29
108-10-1	4-Methyl-2-pentanone	21 U		267	171	64*	155	63*	10 <sup>b</sup>	69-125/24
74-83-9	Methyl bromide	4.1 U		53.4	83.3	156*	72.4	147*	14 <sup>c</sup>	60-146/31
74-87-3	Methyl chloride	4.1 U		53.4	47.8	89	44.6	90	7	58-163/26
74-95-3	Methylene bromide	4.1 U		53.4	48.9	92	46.0	93	6	75-128/26
75-09-2	Methylene chloride	8.2 U		53.4	48.4	91	41.4	84	16	62-140/25
78-93-3	Methyl ethyl ketone	21 U		267	124	46*	116	47*	7	66-134/23
1634-04-4	Methyl Tert Butyl Ether	4.1 U		53.4	46.2	86	40.1	81	14	70-131/25
91-20-3	Naphthalene	4.1 U		53.4	39.0	73	34.7	70	12	59-143/31
103-65-1	n-Propylbenzene	4.1 U		53.4	50.4	94	40.1	81	23	78-129/29
100-42-5	Styrene	4.1 U		53.4	50.7	95	43.4	88	16	79-123/28
994-05-8	Tert-Amyl Methyl Ether	4.1 U		53.4	49.4	92	44.4	90	11	76-130/21
75-65-0	Tert Butyl Alcohol	41 U		534	480	90	446	90	7	72-124/30
630-20-6	1,1,1,2-Tetrachloroethane	4.1 U		53.4	53.0	99	49.1	100	8	81-121/25
71-55-6	1,1,1-Trichloroethane	4.1 U		53.4	53.6	100	49.1	100	9	80-133/27
79-34-5	1,1,2,2-Tetrachloroethane	4.1 U		53.4	39.7	74	34.6	70	14	70-128/30
79-00-5	1,1,2-Trichloroethane	4.1 U		53.4	44.4	83	38.3	78	15	76-118/28
87-61-6	1,2,3-Trichlorobenzene	4.1 U		53.4	45.0	84	39.7	81	13	78-136/34
96-18-4	1,2,3-Trichloropropane	4.1 U		53.4	44.8	84	40.3	82	11	74-125/30
120-82-1	1,2,4-Trichlorobenzene	4.1 U		53.4	44.1	83	38.9	79*	13	82-137/32
95-63-6	1,2,4-Trimethylbenzene	4.1 U		53.4	52.9	99	43.8	89	19	77-129/29
108-67-8	1,3,5-Trimethylbenzene	4.1 U		53.4	50.3	94	41.1	83	20	79-129/31
127-18-4	Tetrachloroethylene	4.1 U		53.4	81.3	152*	72.7	147*	11	79-132/27
108-88-3	Toluene	4.1 U		53.4	49.0	92	42.4	86	14	80-123/26
79-01-6	Trichloroethylene	4.1 U		53.4	58.0	109	50.9	103	13	78-132/28
75-69-4	Trichlorofluoromethane	4.1 U		53.4	53.7	101	46.9	95	14	67-149/29
75-01-4	Vinyl chloride	4.1 U		53.4	44.5	83	42.8	87	4	60-145/29
1330-20-7	Xylene (total)	12 U		160	152	95	132	89	14	83-127/24

CAS No.	Surrogate Recoveries	MS	MSD	F84411-1	Limits
1868-53-7	Dibromofluoromethane	105%	106%	102%	80-121%

# Matrix Spike/Matrix Spike Duplicate Summary

**Job Number:** C17064  
**Account:** ALNCA Accutest Northern California, Inc.  
**Project:** IRISECAO: Romic Soil Investigation(Romic EPA) - 2081 Bay Road,East Palo Alto,CA

Sample	File ID	DF	Analyzed	By	Prep Date	Prep Batch	Analytical Batch
F84411-1MS	G0073981.D	1	08/01/11	MM	n/a	n/a	VG2761
F84411-1MSD	G0073982.D	1	08/02/11	MM	n/a	n/a	VG2761
F84411-1	G0073976.D	1	08/01/11	MM	n/a	n/a	VG2761

**The QC reported here applies to the following samples:** **Method:** SW846 8260B

C17064-24, C17064-25, C17064-27, C17064-28, C17064-30, C17064-31, C17064-32, C17064-33

CAS No.	Surrogate Recoveries	MS	MSD	F84411-1	Limits
2037-26-5	Toluene-D8	94%	91%	89%	71-130%
460-00-4	4-Bromofluorobenzene	102%	101%	101%	59-148%
17060-07-0	1,2-Dichloroethane-D4	87%	96%	102%	77-123%

- (a) ICV and BS outside of control limits.
- (b) CCV outside of control limits.
- (c) Initial calibration not valid for this compound.

8.3.6  
8

# Matrix Spike/Matrix Spike Duplicate Summary

**Job Number:** C17064

**Account:** ALNCA Accutest Northern California, Inc.

**Project:** IRISECAO: Romic Soil Investigation(Romic EPA) - 2081 Bay Road,East Palo Alto,CA

Sample	File ID	DF	Analyzed	By	Prep Date	Prep Batch	Analytical Batch
C17064-10MS	F051185.D	1	08/02/11	WV	n/a	n/a	VF1549
C17064-10MSD	F051186.D	1	08/02/11	WV	n/a	n/a	VF1549
C17064-10 <sup>a</sup>	F051164.D	1	08/02/11	WV	n/a	n/a	VF1549

The QC reported here applies to the following samples:

Method: SW846 8260B

C17064-10, C17064-12

CAS No.	Compound	C17064-10 ug/kg	Spike Q	ug/kg	MS ug/kg	MS %	MSD ug/kg	MSD %	RPD	Limits Rec/RPD
67-64-1	Acetone	ND		9220	2810	30*	2590	28*	8	61-144/29
71-43-2	Benzene	ND		1840	2160	117	2100	114	3	78-130/25
108-86-1	Bromobenzene	ND		1840	2350	127*	1700	92	32*	78-123/30
74-97-5	Bromochloromethane	ND		1840	1830	99	1770	96	3	72-122/23
75-27-4	Bromodichloromethane	ND		1840	2040	111	1950	106	5	73-122/25
75-25-2	Bromoform	ND		1840	1620	88	1480	80	9	70-139/26
104-51-8	n-Butylbenzene	ND		1840	2440	132	1790	97	31	80-138/31
135-98-8	sec-Butylbenzene	ND		1840	2520	137*	1850	100	31*	82-132/29
98-06-6	tert-Butylbenzene	ND		1840	2470	134*	1800	98	31*	79-130/29
108-90-7	Chlorobenzene	ND		1840	2150	117	1980	107	8	83-122/23
75-00-3	Chloroethane	ND		1840	1020	55*	1030	56*	1	61-153/31
67-66-3	Chloroform	ND		1840	2130	116	2070	112	3	79-129/27
95-49-8	o-Chlorotoluene	161	J	1840	2470	125*	1820	90	30	77-123/31
106-43-4	p-Chlorotoluene	ND		1840	2440	132*	1800	98	30*	78-129/29
56-23-5	Carbon tetrachloride	ND		1840	2230	121	2150	117	4	79-135/29
75-34-3	1,1-Dichloroethane	ND		1840	2130	116	2070	112	3	77-132/26
75-35-4	1,1-Dichloroethylene	ND		1840	1980	107	1950	106	2	66-132/27
563-58-6	1,1-Dichloropropene	ND		1840	2250	122	2190	119	3	81-133/26
96-12-8	1,2-Dibromo-3-chloropropane	ND		1840	1500	81	1070	58*	33*	67-129/29
106-93-4	1,2-Dibromoethane	ND		1840	1640	89	1500	81	9	77-126/24
107-06-2	1,2-Dichloroethane	ND		1840	1880	102	1810	98	4	78-129/24
78-87-5	1,2-Dichloropropane	ND		1840	2090	113	2020	110	3	74-127/27
142-28-9	1,3-Dichloropropane	ND		1840	1780	97	1610	87	10	78-118/26
108-20-3	Di-Isopropyl ether	ND		1840	2050	111	2020	110	1	75-131/24
594-20-7	2,2-Dichloropropane	ND		1840	1950	106	1880	102	4	80-137/28
124-48-1	Dibromochloromethane	ND		1840	1850	100	1670	91	10	78-117/27
75-71-8	Dichlorodifluoromethane	ND		1840	3280	178*	3170	172*	3	35-162/30
156-59-2	cis-1,2-Dichloroethylene	ND		1840	2080	113	2050	111	1	74-123/26
10061-01-5	cis-1,3-Dichloropropene	ND		1840	2010	109	1930	105	4	79-130/23
541-73-1	m-Dichlorobenzene	ND		1840	2380	129*	1750	95	31*	82-126/29
95-50-1	o-Dichlorobenzene	ND		1840	2300	125*	1680	91	31*	83-123/28
106-46-7	p-Dichlorobenzene	ND		1840	2370	129*	1730	94	31*	84-124/28
156-60-5	trans-1,2-Dichloroethylene	ND		1840	2110	114	2070	112	2	77-129/27
10061-02-6	trans-1,3-Dichloropropene	ND		1840	1990	108	1810	98	9	87-131/27
100-41-4	Ethylbenzene	333		1840	2330	108	2150	99	8	82-124/25
637-92-3	Ethyl tert-Butyl Ether	ND		1840	1910	104	1850	100	3	85-141/23

83.7  
8

# Matrix Spike/Matrix Spike Duplicate Summary

**Job Number:** C17064

**Account:** ALNCA Accutest Northern California, Inc.

**Project:** IRISECAO: Romic Soil Investigation(Romic EPA) - 2081 Bay Road,East Palo Alto,CA

Sample	File ID	DF	Analyzed	By	Prep Date	Prep Batch	Analytical Batch
C17064-10MS	F051185.D	1	08/02/11	WV	n/a	n/a	VF1549
C17064-10MSD	F051186.D	1	08/02/11	WV	n/a	n/a	VF1549
C17064-10 <sup>a</sup>	F051164.D	1	08/02/11	WV	n/a	n/a	VF1549

The QC reported here applies to the following samples:

Method: SW846 8260B

C17064-10, C17064-12

CAS No.	Compound	C17064-10 ug/kg	Spike Q	ug/kg	MS ug/kg	MS %	MSD ug/kg	MSD %	RPD	Limits Rec/RPD
591-78-6	2-Hexanone	ND		9220	5350	58*	4830	52*	10	67-130/29
87-68-3	Hexachlorobutadiene	ND		1840	2810	152*	2080	113	30	77-150/36
98-82-8	Isopropylbenzene	94.0	J	1840	2650	139*	2420	126	9	82-133/27
99-87-6	p-Isopropyltoluene	ND		1840	2550	138*	1890	103	30*	82-132/29
108-10-1	4-Methyl-2-pentanone	ND		9220	6650	72	6030	65*	10	69-125/24
74-83-9	Methyl bromide	ND		1840	1850	100	1810	98	2	60-146/31
74-87-3	Methyl chloride	ND		1840	2290	124	2380	129	4	58-163/26
74-95-3	Methylene bromide	ND		1840	1750	95	1680	91	4	75-128/26
75-09-2	Methylene chloride	ND		1840	1870	101	1860	101	1	62-140/25
78-93-3	Methyl ethyl ketone	ND		9220	4310	47*	4140	45*	4	66-134/23
1634-04-4	Methyl Tert Butyl Ether	ND		1840	1700	92	1640	89	4	70-131/25
91-20-3	Naphthalene	ND		1840	1810	98	1320	72	31	59-143/31
103-65-1	n-Propylbenzene	112	J	1840	2530	131*	1850	94	31*	78-129/29
100-42-5	Styrene	ND		1840	2100	114	1930	105	8	79-123/28
994-05-8	Tert-Amyl Methyl Ether	ND		1840	1810	98	1820	99	1	76-130/21
75-65-0	Tert Butyl Alcohol	ND		18400	18100	98	17200	93	5	72-124/30
630-20-6	1,1,1,2-Tetrachloroethane	ND		1840	2140	116	1960	106	9	81-121/25
71-55-6	1,1,1-Trichloroethane	ND		1840	2210	120	2140	116	3	80-133/27
79-34-5	1,1,2,2-Tetrachloroethane	ND		1840	1740	94	1250	68*	33*	70-128/30
79-00-5	1,1,2-Trichloroethane	ND		1840	1810	98	1660	90	9	76-118/28
87-61-6	1,2,3-Trichlorobenzene	ND		1840	2370	129	1720	93	32	78-136/34
96-18-4	1,2,3-Trichloropropane	ND		1840	1680	91	1200	65*	33*	74-125/30
120-82-1	1,2,4-Trichlorobenzene	ND		1840	2530	137	1830	99	32	82-137/32
95-63-6	1,2,4-Trimethylbenzene	679		1840	2870	119	2090	77	31*	77-129/29
108-67-8	1,3,5-Trimethylbenzene	288		1840	2570	124	1880	86	31	79-129/31
127-18-4	Tetrachloroethylene	ND		1840	2780	151*	2600	141*	7	79-132/27
108-88-3	Toluene	118	J	1840	2240	115	2050	105	9	80-123/26
79-01-6	Trichloroethylene	ND		1840	2230	121	2150	117	4	78-132/28
75-69-4	Trichlorofluoromethane	ND		1840	2320	126	2250	122	3	67-149/29
75-01-4	Vinyl chloride	ND		1840	2260	123	2270	123	0	60-145/29
1330-20-7	Xylene (total)	1720		5530	7650	107	7030	96	8	83-127/24

CAS No.	Surrogate Recoveries	MS	MSD	C17064-10	Limits
1868-53-7	Dibromofluoromethane	98%	98%	110%	80-121%

83.7  
8

# Matrix Spike/Matrix Spike Duplicate Summary

**Job Number:** C17064  
**Account:** ALNCA Accutest Northern California, Inc.  
**Project:** IRISECAO: Romic Soil Investigation(Romic EPA) - 2081 Bay Road,East Palo Alto,CA

Sample	File ID	DF	Analyzed	By	Prep Date	Prep Batch	Analytical Batch
C17064-10MS	F051185.D	1	08/02/11	WV	n/a	n/a	VF1549
C17064-10MSD	F051186.D	1	08/02/11	WV	n/a	n/a	VF1549
C17064-10 <sup>a</sup>	F051164.D	1	08/02/11	WV	n/a	n/a	VF1549

**The QC reported here applies to the following samples:** **Method:** SW846 8260B

C17064-10, C17064-12

CAS No.	Surrogate Recoveries	MS	MSD	C17064-10	Limits
2037-26-5	Toluene-D8	100%	98%	98%	71-130%
460-00-4	4-Bromofluorobenzene	107%	93%	103%	59-148%
17060-07-0	1,2-Dichloroethane-D4	88%	94%	112%	77-123%

(a) Pre-weighed vials were altered in the field; sample weights are estimated.

8.3.7  
8

# Matrix Spike/Matrix Spike Duplicate Summary

**Job Number:** C17064

**Account:** ALNCA Accutest Northern California, Inc.

**Project:** IRISECAO: Romic Soil Investigation(Romic EPA) - 2081 Bay Road,East Palo Alto,CA

Sample	File ID	DF	Analyzed	By	Prep Date	Prep Batch	Analytical Batch
C17064-3MS	H070836.D	1	08/02/11	AH	n/a	n/a	VH2628
C17064-3MSD	H070837.D	1	08/02/11	AH	n/a	n/a	VH2628
C17064-3	H070816.D	1	08/02/11	AH	n/a	n/a	VH2628

The QC reported here applies to the following samples:

Method: SW846 8260B

C17064-3

CAS No.	Compound	C17064-3 ug/kg	Q	Spike ug/kg	MS ug/kg	MS %	MSD ug/kg	MSD %	RPD	Limits Rec/RPD
67-64-1	Acetone	ND		88900	20200	23*	21600	24*	7	61-144/29
71-43-2	Benzene	ND		17800	18600	105	19400	109	4	78-130/25
108-86-1	Bromobenzene	ND		17800	17800	100	18300	103	3	78-123/30
74-97-5	Bromochloromethane	ND		17800	15400	87	16400	92	6	72-122/23
75-27-4	Bromodichloromethane	ND		17800	18200	102	19200	108	5	73-122/25
75-25-2	Bromoform	ND		17800	16500	93	16800	94	2	70-139/26
104-51-8	n-Butylbenzene	ND		17800	15700	88	16200	91	3	80-138/31
135-98-8	sec-Butylbenzene	ND		17800	17300	97	17800	100	3	82-132/29
98-06-6	tert-Butylbenzene	ND		17800	18100	102	18500	104	2	79-130/29
108-90-7	Chlorobenzene	ND		17800	17800	100	18700	105	5	83-122/23
75-00-3	Chloroethane	ND		17800	16400	92	17600	99	7	61-153/31
67-66-3	Chloroform	ND		17800	17700	100	18400	103	4	79-129/27
95-49-8	o-Chlorotoluene	ND		17800	17500	98	18000	101	3	77-123/31
106-43-4	p-Chlorotoluene	ND		17800	17600	99	18200	102	3	78-129/29
56-23-5	Carbon tetrachloride	ND		17800	18500	104	19400	109	5	79-135/29
75-34-3	1,1-Dichloroethane	1390	J	17800	18700	97	19500	102	4	77-132/26
75-35-4	1,1-Dichloroethylene	754	J	17800	17700	95	18600	100	5	66-132/27
563-58-6	1,1-Dichloropropene	ND		17800	17400	98	18000	101	3	81-133/26
96-12-8	1,2-Dibromo-3-chloropropane	ND		17800	11800	66*	12100	68	3	67-129/29
106-93-4	1,2-Dibromoethane	ND		17800	16400	92	17200	97	5	77-126/24
107-06-2	1,2-Dichloroethane	ND		17800	16800	94	17400	98	4	78-129/24
78-87-5	1,2-Dichloropropane	ND		17800	17400	98	18300	103	5	74-127/27
142-28-9	1,3-Dichloropropane	ND		17800	17100	96	18000	101	5	78-118/26
108-20-3	Di-Isopropyl ether	ND		17800	16900	95	18000	101	6	75-131/24
594-20-7	2,2-Dichloropropane	ND		17800	13400	75*	13700	77*	2	80-137/28
124-48-1	Dibromochloromethane	ND		17800	18200	102	19300	109	6	78-117/27
75-71-8	Dichlorodifluoromethane	ND		17800	26700	150	27900	157	4	35-162/30
156-59-2	cis-1,2-Dichloroethylene	22000		17800	37200	85	37500	87	1	74-123/26
10061-01-5	cis-1,3-Dichloropropene	ND		17800	17200	97	17800	100	3	79-130/23
541-73-1	m-Dichlorobenzene	ND		17800	17500	98	18400	103	5	82-126/29
95-50-1	o-Dichlorobenzene	ND		17800	17300	97	18100	102	5	83-123/28
106-46-7	p-Dichlorobenzene	ND		17800	17200	97	17600	99	2	84-124/28
156-60-5	trans-1,2-Dichloroethylene	ND		17800	16700	94	17900	101	7	77-129/27
10061-02-6	trans-1,3-Dichloropropene	ND		17800	18600	105	19600	110	5	87-131/27
100-41-4	Ethylbenzene	1280	J	17800	18500	97	19400	102	5	82-124/25
637-92-3	Ethyl tert-Butyl Ether	ND		17800	15400	87	16200	91	5	85-141/23

# Matrix Spike/Matrix Spike Duplicate Summary

**Job Number:** C17064

**Account:** ALNCA Accutest Northern California, Inc.

**Project:** IRISECAO: Romic Soil Investigation(Romic EPA) - 2081 Bay Road,East Palo Alto,CA

Sample	File ID	DF	Analyzed	By	Prep Date	Prep Batch	Analytical Batch
C17064-3MS	H070836.D	1	08/02/11	AH	n/a	n/a	VH2628
C17064-3MSD	H070837.D	1	08/02/11	AH	n/a	n/a	VH2628
C17064-3	H070816.D	1	08/02/11	AH	n/a	n/a	VH2628

The QC reported here applies to the following samples:

Method: SW846 8260B

C17064-3

CAS No.	Compound	C17064-3 ug/kg	Q	Spike ug/kg	MS ug/kg	MS %	MSD ug/kg	MSD %	RPD	Limits Rec/RPD
591-78-6	2-Hexanone	ND		88900	56600	64*	59500	67	5	67-130/29
87-68-3	Hexachlorobutadiene	ND		17800	16000	90	16900	95	5	77-150/36
98-82-8	Isopropylbenzene	ND		17800	19500	110	20200	114	4	82-133/27
99-87-6	p-Isopropyltoluene	ND		17800	17700	100	18400	103	4	82-132/29
108-10-1	4-Methyl-2-pentanone	4650	J	88900	78100	83	81600	87	4	69-125/24
74-83-9	Methyl bromide	ND		17800	16000	90	16600	93	4	60-146/31
74-87-3	Methyl chloride	ND		17800	21300	120	22800	128	7	58-163/26
74-95-3	Methylene bromide	ND		17800	16300	92	17100	96	5	75-128/26
75-09-2	Methylene chloride	2900	J	17800	21700	106	22000	107	1	62-140/25
78-93-3	Methyl ethyl ketone	ND		88900	35300	40*	37100	42*	5	66-134/23
1634-04-4	Methyl Tert Butyl Ether	ND		17800	14800	83	15500	87	5	70-131/25
91-20-3	Naphthalene	ND		17800	12800	72	13300	75	4	59-143/31
103-65-1	n-Propylbenzene	ND		17800	17200	97	17800	100	3	78-129/29
100-42-5	Styrene	ND		17800	17100	96	18000	101	5	79-123/28
994-05-8	Tert-Amyl Methyl Ether	ND		17800	15600	88	16300	92	4	76-130/21
75-65-0	Tert Butyl Alcohol	ND		178000	192000	108	200000	112	4	72-124/30
630-20-6	1,1,1,2-Tetrachloroethane	ND		17800	17900	101	19000	107	6	81-121/25
71-55-6	1,1,1-Trichloroethane	7620		17800	23900	92	24500	95	2	80-133/27
79-34-5	1,1,2,2-Tetrachloroethane	ND		17800	13600	76	13800	78	1	70-128/30
79-00-5	1,1,2-Trichloroethane	659	J	17800	17800	96	18500	100	4	76-118/28
87-61-6	1,2,3-Trichlorobenzene	ND		17800	14900	84	15300	86	3	78-136/34
96-18-4	1,2,3-Trichloropropane	ND		17800	14200	80	14500	82	2	74-125/30
120-82-1	1,2,4-Trichlorobenzene	ND		17800	16100	91	16700	94	4	82-137/32
95-63-6	1,2,4-Trimethylbenzene	ND		17800	17900	101	18300	103	2	77-129/29
108-67-8	1,3,5-Trimethylbenzene	ND		17800	17300	97	17800	100	3	79-129/31
127-18-4	Tetrachloroethylene	2340		17800	21800	109	23200	117	6	79-132/27
108-88-3	Toluene	9010		17800	26000	96	26500	98	2	80-123/26
79-01-6	Trichloroethylene	3520		17800	21400	101	22100	104	3	78-132/28
75-69-4	Trichlorofluoromethane	ND		17800	19300	109	20100	113	4	67-149/29
75-01-4	Vinyl chloride	ND		17800	16800	94	17400	98	4	60-145/29
1330-20-7	Xylene (total)	4780	J	53300	56900	98	59200	102	4	83-127/24

CAS No.	Surrogate Recoveries	MS	MSD	C17064-3	Limits
1868-53-7	Dibromofluoromethane	96%	96%	105%	80-121%

# Matrix Spike/Matrix Spike Duplicate Summary

**Job Number:** C17064  
**Account:** ALNCA Accutest Northern California, Inc.  
**Project:** IRISECAO: Romic Soil Investigation(Romic EPA) - 2081 Bay Road,East Palo Alto,CA

Sample	File ID	DF	Analyzed	By	Prep Date	Prep Batch	Analytical Batch
C17064-3MS	H070836.D	1	08/02/11	AH	n/a	n/a	VH2628
C17064-3MSD	H070837.D	1	08/02/11	AH	n/a	n/a	VH2628
C17064-3	H070816.D	1	08/02/11	AH	n/a	n/a	VH2628

The QC reported here applies to the following samples:

Method: SW846 8260B

C17064-3

CAS No.	Surrogate Recoveries	MS	MSD	C17064-3	Limits
2037-26-5	Toluene-D8	96%	95%	92%	71-130%
460-00-4	4-Bromofluorobenzene	100%	96%	97%	59-148%
17060-07-0	1,2-Dichloroethane-D4	89%	90%	104%	77-123%

8.3.8



# Matrix Spike/Matrix Spike Duplicate Summary

**Job Number:** C17064

**Account:** ALNCA Accutest Northern California, Inc.

**Project:** IRISECAO: Romic Soil Investigation(Romic EPA) - 2081 Bay Road,East Palo Alto,CA

Sample	File ID	DF	Analyzed	By	Prep Date	Prep Batch	Analytical Batch
F84439-1MS	H070904.D	1	08/05/11	AH	n/a	n/a	VH2630
F84439-1MSD	H070905.D	1	08/05/11	AH	n/a	n/a	VH2630
F84439-1 <sup>a</sup>	H070884.D	1	08/04/11	AH	n/a	n/a	VH2630

The QC reported here applies to the following samples:

Method: SW846 8260B

C17064-6

CAS No.	Compound	F84439-1 ug/kg	Spike Q	ug/kg	MS ug/kg	MS %	MSD ug/kg	MSD %	RPD	Limits Rec/RPD
67-64-1	Acetone	ND		59800	15900	27*	15900	27*	0	61-144/29
71-43-2	Benzene	ND		12000	13600	114	13400	112	1	78-130/25
108-86-1	Bromobenzene	ND		12000	12600	105	12700	106	1	78-123/30
74-97-5	Bromochloromethane	ND		12000	11300	95	11000	92	3	72-122/23
75-27-4	Bromodichloromethane	ND		12000	12500	105	12400	104	1	73-122/25
75-25-2	Bromoform	ND		12000	10300	86	9920	83	4	70-139/26
104-51-8	n-Butylbenzene	1290		12000	13700	104	13700	104	0	80-138/31
135-98-8	sec-Butylbenzene	1380		12000	14500	110	14400	109	1	82-132/29
98-06-6	tert-Butylbenzene	ND		12000	13900	116	13600	114	2	79-130/29
108-90-7	Chlorobenzene	ND		12000	13100	110	12800	107	2	83-122/23
75-00-3	Chloroethane	ND		12000	11200	94	10700	90	5	61-153/31
67-66-3	Chloroform	ND		12000	13400	112	13200	110	2	79-129/27
95-49-8	o-Chlorotoluene	ND		12000	13100	110	12900	108	2	77-123/31
106-43-4	p-Chlorotoluene	ND		12000	13900	116	13700	115	1	78-129/29
56-23-5	Carbon tetrachloride	ND		12000	13900	116	13500	113	3	79-135/29
75-34-3	1,1-Dichloroethane	ND		12000	13700	115	13500	113	1	77-132/26
75-35-4	1,1-Dichloroethylene	ND		12000	15200	127	14700	123	3	66-132/27
563-58-6	1,1-Dichloropropene	ND		12000	13900	116	13300	111	4	81-133/26
96-12-8	1,2-Dibromo-3-chloropropane	ND		12000	11100	93	10000	84	10	67-129/29
106-93-4	1,2-Dibromoethane	ND		12000	10900	91	11000	92	1	77-126/24
107-06-2	1,2-Dichloroethane	ND		12000	11600	97	11200	94	4	78-129/24
78-87-5	1,2-Dichloropropane	ND		12000	12400	104	12500	105	1	74-127/27
142-28-9	1,3-Dichloropropane	ND		12000	11700	98	11400	95	3	78-118/26
108-20-3	Di-Isopropyl ether	ND		12000	11800	99	11800	99	0	75-131/24
594-20-7	2,2-Dichloropropane	ND		12000	8010	67*	7690	64*	4	80-137/28
124-48-1	Dibromochloromethane	ND		12000	11600	97	11700	98	1	78-117/27
75-71-8	Dichlorodifluoromethane	ND		12000	27000	226*	26400	221*	2	35-162/30
156-59-2	cis-1,2-Dichloroethylene	ND		12000	13000	109	12900	108	1	74-123/26
10061-01-5	cis-1,3-Dichloropropene	ND		12000	11400	95	11300	95	1	79-130/23
541-73-1	m-Dichlorobenzene	ND		12000	13100	110	13100	110	0	82-126/29
95-50-1	o-Dichlorobenzene	ND		12000	12400	104	12500	105	1	83-123/28
106-46-7	p-Dichlorobenzene	ND		12000	11500	96	11700	98	2	84-124/28
156-60-5	trans-1,2-Dichloroethylene	ND		12000	13800	115	13500	113	2	77-129/27
10061-02-6	trans-1,3-Dichloropropene	ND		12000	12200	102	12000	100	2	87-131/27
100-41-4	Ethylbenzene	566	J	12000	13700	110	13400	107	2	82-124/25
637-92-3	Ethyl tert-Butyl Ether	ND		12000	11900	100	11800	99	1	85-141/23

# Matrix Spike/Matrix Spike Duplicate Summary

**Job Number:** C17064

**Account:** ALNCA Accutest Northern California, Inc.

**Project:** IRISECAO: Romic Soil Investigation(Romic EPA) - 2081 Bay Road,East Palo Alto,CA

Sample	File ID	DF	Analyzed	By	Prep Date	Prep Batch	Analytical Batch
F84439-1MS	H070904.D	1	08/05/11	AH	n/a	n/a	VH2630
F84439-1MSD	H070905.D	1	08/05/11	AH	n/a	n/a	VH2630
F84439-1 <sup>a</sup>	H070884.D	1	08/04/11	AH	n/a	n/a	VH2630

The QC reported here applies to the following samples:

Method: SW846 8260B

C17064-6

CAS No.	Compound	F84439-1 ug/kg	Spike Q	ug/kg	MS ug/kg	MS %	MSD ug/kg	MSD %	RPD	Limits Rec/RPD
591-78-6	2-Hexanone	ND		59800	48200	81	48600	81	1	67-130/29
87-68-3	Hexachlorobutadiene	ND		12000	13000	109	13000	109	0	77-150/36
98-82-8	Isopropylbenzene	509	J	12000	15800	128	15200	123	4	82-133/27
99-87-6	p-Isopropyltoluene	1180	J	12000	16600	129	16200	126	2	82-132/29
108-10-1	4-Methyl-2-pentanone	ND		59800	57400	96	55700	93	3	69-125/24
74-83-9	Methyl bromide	ND		12000	12500	105	12700	106	2	60-146/31
74-87-3	Methyl chloride	ND		12000	17600	147	18400	154	4	58-163/26
74-95-3	Methylene bromide	ND		12000	10900	91	10700	90	2	75-128/26
75-09-2	Methylene chloride	ND		12000	13500	113	12800	107	5	62-140/25
78-93-3	Methyl ethyl ketone	ND		59800	25900	43*	26100	44*	1	66-134/23
1634-04-4	Methyl Tert Butyl Ether	ND		12000	10300	86	10400	87	1	70-131/25
91-20-3	Naphthalene	3040		12000	13500	88	13700	89	1	59-143/31
103-65-1	n-Propylbenzene	880	J	12000	14100	111	13800	108	2	78-129/29
100-42-5	Styrene	ND		12000	12900	108	12700	106	2	79-123/28
994-05-8	Tert-Amyl Methyl Ether	ND		12000	10900	91	10900	91	0	76-130/21
75-65-0	Tert Butyl Alcohol	ND		120000	115000	96	111000	93	4	72-124/30
630-20-6	1,1,1,2-Tetrachloroethane	ND		12000	12700	106	12600	105	1	81-121/25
71-55-6	1,1,1-Trichloroethane	ND		12000	13700	115	13500	113	1	80-133/27
79-34-5	1,1,2,2-Tetrachloroethane	ND		12000	10900	91	11500	96	5	70-128/30
79-00-5	1,1,2-Trichloroethane	ND		12000	14900	125*	14500	121*	3	76-118/28
87-61-6	1,2,3-Trichlorobenzene	ND		12000	13200	110	13400	112	2	78-136/34
96-18-4	1,2,3-Trichloropropane	ND		12000	10200	85	9710	81	5	74-125/30
120-82-1	1,2,4-Trichlorobenzene	ND		12000	13400	112	13400	112	0	82-137/32
95-63-6	1,2,4-Trimethylbenzene	7840		12000	19600	98	19500	98	1	77-129/29
108-67-8	1,3,5-Trimethylbenzene	2620		12000	15000	104	15000	104	0	79-129/31
127-18-4	Tetrachloroethylene	ND		12000	15900	133*	15500	130	3	79-132/27
108-88-3	Toluene	ND		12000	14100	118	12900	108	9	80-123/26
79-01-6	Trichloroethylene	ND		12000	13700	115	13400	112	2	78-132/28
75-69-4	Trichlorofluoromethane	ND		12000	15800	132	15900	133	1	67-149/29
75-01-4	Vinyl chloride	ND		12000	15400	129	15900	133	3	60-145/29
1330-20-7	Xylene (total)	2310	J	35900	41700	110	40600	107	3	83-127/24

CAS No.	Surrogate Recoveries	MS	MSD	F84439-1	Limits
1868-53-7	Dibromofluoromethane	100%	100%	101%	80-121%

8.3.9

8

# Matrix Spike/Matrix Spike Duplicate Summary

**Job Number:** C17064  
**Account:** ALNCA Accutest Northern California, Inc.  
**Project:** IRISECAO: Romic Soil Investigation(Romic EPA) - 2081 Bay Road,East Palo Alto,CA

Sample	File ID	DF	Analyzed	By	Prep Date	Prep Batch	Analytical Batch
F84439-1MS	H070904.D	1	08/05/11	AH	n/a	n/a	VH2630
F84439-1MSD	H070905.D	1	08/05/11	AH	n/a	n/a	VH2630
F84439-1 <sup>a</sup>	H070884.D	1	08/04/11	AH	n/a	n/a	VH2630

The QC reported here applies to the following samples:

Method: SW846 8260B

C17064-6

CAS No.	Surrogate Recoveries	MS	MSD	F84439-1	Limits
2037-26-5	Toluene-D8	101%	100%	91%	71-130%
460-00-4	4-Bromofluorobenzene	96%	98%	96%	59-148%
17060-07-0	1,2-Dichloroethane-D4	95%	95%	102%	77-123%

(a) Sample re-analyzed beyond hold time; reported results are considered minimum values.

# Matrix Spike/Matrix Spike Duplicate Summary

**Job Number:** C17064

**Account:** ALNCA Accutest Northern California, Inc.

**Project:** IRISECAO: Romic Soil Investigation(Romic EPA) - 2081 Bay Road,East Palo Alto,CA

Sample	File ID	DF	Analyzed	By	Prep Date	Prep Batch	Analytical Batch
F84607-15MS	H071017.D	1	08/09/11	AH	n/a	n/a	VH2634
F84607-15MSD	H071018.D	1	08/09/11	AH	n/a	n/a	VH2634
F84607-15	H071001.D	1	08/09/11	AH	n/a	n/a	VH2634

The QC reported here applies to the following samples:

Method: SW846 8260B

C17064-29

CAS No.	Compound	F84607-15 ug/kg	Spike Q	ug/kg	MS ug/kg	MS %	MSD ug/kg	MSD %	RPD	Limits Rec/RPD
67-64-1	Acetone	3100	U	15700	6140	39*	6420	41*	4	61-144/29
71-43-2	Benzene	310	U	3150	3180	101	3160	100	1	78-130/25
108-86-1	Bromobenzene	310	U	3150	2850	91	2780	88	2	78-123/30
74-97-5	Bromochloromethane	310	U	3150	2750	87	2750	87	0	72-122/23
75-27-4	Bromodichloromethane	310	U	3150	3070	98	3030	96	1	73-122/25
75-25-2	Bromoform	310	U	3150	2510	80	2490	79	1	70-139/26
104-51-8	n-Butylbenzene	170	J	3150	3010	90	2940	88	2	80-138/31
135-98-8	sec-Butylbenzene	310	U	3150	2990	95	2840	90	5	82-132/29
98-06-6	tert-Butylbenzene	310	U	3150	2930	93	2830	90	3	79-130/29
108-90-7	Chlorobenzene	310	U	3150	3020	96	3000	95	1	83-122/23
75-00-3	Chloroethane	310	U	3150	464	15*	377	12*	21	61-153/31
67-66-3	Chloroform	310	U	3150	3200	102	3180	101	1	79-129/27
95-49-8	o-Chlorotoluene	310	U	3150	2970	94	2860	91	4	77-123/31
106-43-4	p-Chlorotoluene	310	U	3150	2990	95	2940	93	2	78-129/29
56-23-5	Carbon tetrachloride	310	U	3150	3140	100	2960	94	6	79-135/29
75-34-3	1,1-Dichloroethane	310	U	3150	3140	100	3120	99	1	77-132/26
75-35-4	1,1-Dichloroethylene	310	U	3150	3210	102	3180	101	1	66-132/27
563-58-6	1,1-Dichloropropene	310	U	3150	3090	98	3030	96	2	81-133/26
96-12-8	1,2-Dibromo-3-chloropropane	310	U	3150	2390	76	2340	74	2	67-129/29
106-93-4	1,2-Dibromoethane	310	U	3150	2730	87	2680	85	2	77-126/24
107-06-2	1,2-Dichloroethane	310	U	3150	2850	91	2840	90	0	78-129/24
78-87-5	1,2-Dichloropropane	310	U	3150	2910	92	2960	94	2	74-127/27
142-28-9	1,3-Dichloropropane	310	U	3150	2710	86	2760	88	2	78-118/26
108-20-3	Di-Isopropyl ether	310	U	3150	2670	85	2820	90	5	75-131/24
594-20-7	2,2-Dichloropropane	310	U	3150	2850	91	2860	91	0	80-137/28
124-48-1	Dibromochloromethane	310	U	3150	2750	87	2780	88	1	78-117/27
75-71-8	Dichlorodifluoromethane	310	U	3150	3930	125	3960	126	1	35-162/30
156-59-2	cis-1,2-Dichloroethylene	301	J	3150	3380	98	3490	101	3	74-123/26
10061-01-5	cis-1,3-Dichloropropene	310	U	3150	3010	96	2500	79	19	79-130/23
541-73-1	m-Dichlorobenzene	310	U	3150	3040	97	2840	90	7	82-126/29
95-50-1	o-Dichlorobenzene	310	U	3150	2970	94	2840	90	4	83-123/28
106-46-7	p-Dichlorobenzene	310	U	3150	2970	94	2830	90	5	84-124/28
156-60-5	trans-1,2-Dichloroethylene	310	U	3150	3030	96	3080	98	2	77-129/27
10061-02-6	trans-1,3-Dichloropropene	310	U	3150	3040	97	3050	97	0	87-131/27
100-41-4	Ethylbenzene	149	J	3150	3050	92	2970	90	3	82-124/25
637-92-3	Ethyl tert-Butyl Ether	310	U	3150	2880	91	2930	93	2	85-141/23

8.3.10

8

# Matrix Spike/Matrix Spike Duplicate Summary

**Job Number:** C17064

**Account:** ALNCA Accutest Northern California, Inc.

**Project:** IRISECAO: Romic Soil Investigation(Romic EPA) - 2081 Bay Road,East Palo Alto,CA

Sample	File ID	DF	Analyzed	By	Prep Date	Prep Batch	Analytical Batch
F84607-15MS	H071017.D	1	08/09/11	AH	n/a	n/a	VH2634
F84607-15MSD	H071018.D	1	08/09/11	AH	n/a	n/a	VH2634
F84607-15	H071001.D	1	08/09/11	AH	n/a	n/a	VH2634

The QC reported here applies to the following samples:

Method: SW846 8260B

C17064-29

CAS No.	Compound	F84607-15 ug/kg	Spike Q	ug/kg	MS ug/kg	MS %	MSD ug/kg	MSD %	RPD	Limits Rec/RPD
591-78-6	2-Hexanone	1600	U	15700	11200	71	11500	73	3	67-130/29
87-68-3	Hexachlorobutadiene	310	U	3150	3020	96	2950	94	2	77-150/36
98-82-8	Isopropylbenzene	275	J	3150	3580	105	3490	102	3	82-133/27
99-87-6	p-Isopropyltoluene	134	J	3150	3300	101	3110	95	6	82-132/29
108-10-1	4-Methyl-2-pentanone	1600	U	15700	14700	93	13200	84	11	69-125/24
74-83-9	Methyl bromide	310	U	3150	2120	67	1800	57*	16	60-146/31
74-87-3	Methyl chloride	310	U	3150	2610	83	2870	91	9	58-163/26
74-95-3	Methylene bromide	310	U	3150	2790	89	2750	87	1	75-128/26
75-09-2	Methylene chloride	630	U	3150	2950	94	2880	91	2	62-140/25
78-93-3	Methyl ethyl ketone	1600	U	15700	8050	51*	8790	56*	9	66-134/23
1634-04-4	Methyl Tert Butyl Ether	310	U	3150	2610	83	2660	84	2	70-131/25
91-20-3	Naphthalene	582		3150	2850	72	2810	71	1	59-143/31
103-65-1	n-Propylbenzene	322		3150	3150	90	3030	86	4	78-129/29
100-42-5	Styrene	310	U	3150	2920	93	2940	93	1	79-123/28
994-05-8	Tert-Amyl Methyl Ether	310	U	3150	2710	86	2720	86	0	76-130/21
75-65-0	Tert Butyl Alcohol	3100	U	31500	26800	85	25900	82	3	72-124/30
630-20-6	1,1,1,2-Tetrachloroethane	310	U	3150	2970	94	2940	93	1	81-121/25
71-55-6	1,1,1-Trichloroethane	310	U	3150	3170	101	3050	97	4	80-133/27
79-34-5	1,1,2,2-Tetrachloroethane	310	U	3150	2390	76	2290	73	4	70-128/30
79-00-5	1,1,2-Trichloroethane	310	U	3150	3820	121*	3950	125*	3	76-118/28
87-61-6	1,2,3-Trichlorobenzene	310	U	3150	2860	91	2790	89	2	78-136/34
96-18-4	1,2,3-Trichloropropane	310	U	3150	2480	79	2280	72*	8	74-125/30
120-82-1	1,2,4-Trichlorobenzene	310	U	3150	3030	96	2960	94	2	82-137/32
95-63-6	1,2,4-Trimethylbenzene	3750		3150	6020	72*	5920	69*	2	77-129/29
108-67-8	1,3,5-Trimethylbenzene	1490		3150	4100	83	3980	79	3	79-129/31
127-18-4	Tetrachloroethylene	310	U	3150	3310	105	3330	106	1	79-132/27
108-88-3	Toluene	310	U	3150	3340	106	2830	90	17	80-123/26
79-01-6	Trichloroethylene	269	J	3150	3320	97	3280	96	1	78-132/28
75-69-4	Trichlorofluoromethane	310	U	3150	2730	87	2400	76	13	67-149/29
75-01-4	Vinyl chloride	310	U	3150	2490	79	2670	85	7	60-145/29
1330-20-7	Xylene (total)	425	J	9450	9180	93	8980	91	2	83-127/24

CAS No.	Surrogate Recoveries	MS	MSD	F84607-15	Limits
1868-53-7	Dibromofluoromethane	102%	102%	101%	80-121%

8.3.10  
8

# Matrix Spike/Matrix Spike Duplicate Summary

**Job Number:** C17064  
**Account:** ALNCA Accutest Northern California, Inc.  
**Project:** IRISECAO: Romic Soil Investigation(Romic EPA) - 2081 Bay Road,East Palo Alto,CA

Sample	File ID	DF	Analyzed	By	Prep Date	Prep Batch	Analytical Batch
F84607-15MS	H071017.D	1	08/09/11	AH	n/a	n/a	VH2634
F84607-15MSD	H071018.D	1	08/09/11	AH	n/a	n/a	VH2634
F84607-15	H071001.D	1	08/09/11	AH	n/a	n/a	VH2634

**The QC reported here applies to the following samples:** **Method:** SW846 8260B

C17064-29

CAS No.	Surrogate Recoveries	MS	MSD	F84607-15	Limits
2037-26-5	Toluene-D8	112%	97%	90%	71-130%
460-00-4	4-Bromofluorobenzene	96%	94%	93%	59-148%
17060-07-0	1,2-Dichloroethane-D4	93%	94%	101%	77-123%

8.3.10  
8

# Matrix Spike/Matrix Spike Duplicate Summary

**Job Number:** C17064

**Account:** ALNCA Accutest Northern California, Inc.

**Project:** IRISECAO: Romic Soil Investigation(Romic EPA) - 2081 Bay Road,East Palo Alto,CA

Sample	File ID	DF	Analyzed	By	Prep Date	Prep Batch	Analytical Batch
C17064-26MS	H071107.D	1	08/12/11	AH	n/a	n/a	VH2637
C17064-26MSD	H071108.D	1	08/12/11	AH	n/a	n/a	VH2637
C17064-26 <sup>a</sup>	H071106.D	1	08/12/11	AH	n/a	n/a	VH2637

The QC reported here applies to the following samples:

Method: SW846 8260B

C17064-26

CAS No.	Compound	C17064-26 ug/kg	Spike Q	ug/kg	MS ug/kg	MS %	MSD ug/kg	MSD %	RPD	Limits Rec/RPD
67-64-1	Acetone	ND		9810	2330	24*	2710	28*	15	61-144/29
71-43-2	Benzene	ND		1960	2170	111	2100	107	3	78-130/25
108-86-1	Bromobenzene	ND		1960	1920	98	1880	96	2	78-123/30
74-97-5	Bromochloromethane	ND		1960	1790	91	1710	87	5	72-122/23
75-27-4	Bromodichloromethane	ND		1960	1980	101	1900	97	4	73-122/25
75-25-2	Bromoform	ND		1960	1570	80	1510	77	4	70-139/26
104-51-8	n-Butylbenzene	ND		1960	1950	99	1900	97	3	80-138/31
135-98-8	sec-Butylbenzene	ND		1960	2110	108	2070	105	2	82-132/29
98-06-6	tert-Butylbenzene	ND		1960	2080	106	2060	105	1	79-130/29
108-90-7	Chlorobenzene	ND		1960	2090	107	2040	104	2	83-122/23
75-00-3	Chloroethane	ND		1960	369	19*	426	22*	14	61-153/31
67-66-3	Chloroform	ND		1960	2190	112	2070	105	6	79-129/27
95-49-8	o-Chlorotoluene	ND		1960	1960	100	1940	99	1	77-123/31
106-43-4	p-Chlorotoluene	ND		1960	2010	102	1990	101	1	78-129/29
56-23-5	Carbon tetrachloride	ND		1960	2330	119	2210	113	5	79-135/29
75-34-3	1,1-Dichloroethane	ND		1960	2150	110	2510	128	15	77-132/26
75-35-4	1,1-Dichloroethylene	ND		1960	2420	123	2770	141*	13	66-132/27
563-58-6	1,1-Dichloropropene	ND		1960	2170	111	2090	107	4	81-133/26
96-12-8	1,2-Dibromo-3-chloropropane	ND		1960	1370	70	1240	63*	10	67-129/29
106-93-4	1,2-Dibromoethane	ND		1960	1690	86	1600	82	5	77-126/24
107-06-2	1,2-Dichloroethane	ND		1960	1820	93	1740	89	4	78-129/24
78-87-5	1,2-Dichloropropane	ND		1960	1810	92	1800	92	1	74-127/27
142-28-9	1,3-Dichloropropane	ND		1960	1720	88	1650	84	4	78-118/26
108-20-3	Di-Isopropyl ether	ND		1960	1620	83	1960	100	19	75-131/24
594-20-7	2,2-Dichloropropane	ND		1960	1600	82	1570	80	2	80-137/28
124-48-1	Dibromochloromethane	ND		1960	1770	90	1720	88	3	78-117/27
75-71-8	Dichlorodifluoromethane	ND		1960	3400	173*	3530	180*	4	35-162/30
156-59-2	cis-1,2-Dichloroethylene	ND		1960	2140	109	2030	103	5	74-123/26
10061-01-5	cis-1,3-Dichloropropene	ND		1960	1760	90	1710	87	3	79-130/23
541-73-1	m-Dichlorobenzene	ND		1960	2010	102	1950	99	3	82-126/29
95-50-1	o-Dichlorobenzene	ND		1960	1910	97	1840	94	4	83-123/28
106-46-7	p-Dichlorobenzene	ND		1960	1940	99	1910	97	2	84-124/28
156-60-5	trans-1,2-Dichloroethylene	ND		1960	2130	109	2450	125	14	77-129/27
10061-02-6	trans-1,3-Dichloropropene	ND		1960	1850	94	1770	90	4	87-131/27
100-41-4	Ethylbenzene	42.2	J	1960	2100	105	2050	102	2	82-124/25
637-92-3	Ethyl tert-Butyl Ether	ND		1960	1680	86	1930	98	14	85-141/23

# Matrix Spike/Matrix Spike Duplicate Summary

**Job Number:** C17064

**Account:** ALNCA Accutest Northern California, Inc.

**Project:** IRISECAO: Romic Soil Investigation(Romic EPA) - 2081 Bay Road,East Palo Alto,CA

Sample	File ID	DF	Analyzed	By	Prep Date	Prep Batch	Analytical Batch
C17064-26MS	H071107.D	1	08/12/11	AH	n/a	n/a	VH2637
C17064-26MSD	H071108.D	1	08/12/11	AH	n/a	n/a	VH2637
C17064-26 <sup>a</sup>	H071106.D	1	08/12/11	AH	n/a	n/a	VH2637

The QC reported here applies to the following samples:

Method: SW846 8260B

C17064-26

CAS No.	Compound	C17064-26 ug/kg	Spike ug/kg	MS ug/kg	MS %	MSD ug/kg	MSD %	RPD	Limits Rec/RPD
591-78-6	2-Hexanone	ND	9810	6230	63*	6020	61*	3	67-130/29
87-68-3	Hexachlorobutadiene	ND	1960	2050	104	2030	103	1	77-150/36
98-82-8	Isopropylbenzene	ND	1960	2380	121	2320	118	3	82-133/27
99-87-6	p-Isopropyltoluene	ND	1960	2140	109	2110	108	1	82-132/29
108-10-1	4-Methyl-2-pentanone	ND	9810	7280	74	7000	71	4	69-125/24
74-83-9	Methyl bromide	ND	1960	1570	80	1650	84	5	60-146/31
74-87-3	Methyl chloride	ND	1960	1900	97	2270	116	18	58-163/26
74-95-3	Methylene bromide	ND	1960	1800	92	1620	83	11	75-128/26
75-09-2	Methylene chloride	ND	1960	2020	103	2250	115	11	62-140/25
78-93-3	Methyl ethyl ketone	ND	9810	3560	36*	3430	35*	4	66-134/23
1634-04-4	Methyl Tert Butyl Ether	ND	1960	1570	80	1750	89	11	70-131/25
91-20-3	Naphthalene	ND	1960	1330	68	1300	66	2	59-143/31
103-65-1	n-Propylbenzene	ND	1960	2040	104	2030	103	0	78-129/29
100-42-5	Styrene	ND	1960	1970	100	1950	99	1	79-123/28
994-05-8	Tert-Amyl Methyl Ether	ND	1960	1560	79	1490	76	5	76-130/21
75-65-0	Tert Butyl Alcohol	ND	19600	17700	90	18100	92	2	72-124/30
630-20-6	1,1,1,2-Tetrachloroethane	ND	1960	2030	103	1930	98	5	81-121/25
71-55-6	1,1,1-Trichloroethane	182	J 1960	2480	117	2360	111	5	80-133/27
79-34-5	1,1,2,2-Tetrachloroethane	ND	1960	1420	72	1350	69*	5	70-128/30
79-00-5	1,1,2-Trichloroethane	ND	1960	1720	88	1710	87	1	76-118/28
87-61-6	1,2,3-Trichlorobenzene	ND	1960	1750	89	1720	88	2	78-136/34
96-18-4	1,2,3-Trichloropropane	ND	1960	1450	74	1400	71*	4	74-125/30
120-82-1	1,2,4-Trichlorobenzene	ND	1960	1840	94	1840	94	0	82-137/32
95-63-6	1,2,4-Trimethylbenzene	ND	1960	2050	104	2020	103	1	77-129/29
108-67-8	1,3,5-Trimethylbenzene	ND	1960	2020	103	1990	101	1	79-129/31
127-18-4	Tetrachloroethylene	ND	1960	2900	148*	2840	145*	2	79-132/27
108-88-3	Toluene	275	1960	2240	100	2210	99	1	80-123/26
79-01-6	Trichloroethylene	ND	1960	2240	114	2130	109	5	78-132/28
75-69-4	Trichlorofluoromethane	ND	1960	2300	117	2390	122	4	67-149/29
75-01-4	Vinyl chloride	ND	1960	2020	103	2290	117	13	60-145/29
1330-20-7	Xylene (total)	138	J 5890	6280	104	6080	101	3	83-127/24

CAS No.	Surrogate Recoveries	MS	MSD	C17064-26	Limits
1868-53-7	Dibromofluoromethane	106%	104%	108%	80-121%

8.3.11

8



# Matrix Spike/Matrix Spike Duplicate Summary

**Job Number:** C17064

**Account:** ALNCA Accutest Northern California, Inc.

**Project:** IRISECAO: Romic Soil Investigation(Romic EPA) - 2081 Bay Road,East Palo Alto,CA

Sample	File ID	DF	Analyzed	By	Prep Date	Prep Batch	Analytical Batch
C17064-26MS	H071107.D	1	08/12/11	AH	n/a	n/a	VH2637
C17064-26MSD	H071108.D	1	08/12/11	AH	n/a	n/a	VH2637
C17064-26 <sup>a</sup>	H071106.D	1	08/12/11	AH	n/a	n/a	VH2637

The QC reported here applies to the following samples:

Method: SW846 8260B

C17064-26

CAS No.	Surrogate Recoveries	MS	MSD	C17064-26	Limits
2037-26-5	Toluene-D8	99%	99%	94%	71-130%
460-00-4	4-Bromofluorobenzene	96%	96%	95%	59-148%
17060-07-0	1,2-Dichloroethane-D4	96%	93%	102%	77-123%

(a) Sample re-analyzed beyond hold time; reported results are considered minimum values.

Technical Report for

Iris Environmental

Romic Soil Investigation(Romic EPA) - 2081 Bay Road,East Palo Alto,CA  
07-0555C

Accutest Job Number: C17096

Sampling Date: 07/20/11

Report to:

Iris Environmental

anna@irisenv.com

ATTN: Anna Behrens

Total number of pages in report: **215**



Test results contained within this data package meet the requirements of the National Environmental Laboratory Accreditation Conference and/or state specific certification programs as applicable.

Kesavalu M. Bagawandoss,  
Ph.D., J.D., Lab Director

Client Service contact: Laurie Glantz-Murphy 408-588-0200

Certifications: CA (08258CA) AZ (AZ0762) DoD/ISO/IEC 17025:2005 (L2242)

This report shall not be reproduced, except in its entirety, without the written approval of Accutest Laboratories.  
Test results relate only to samples analyzed.

# Table of Contents

-1-

<b>Section 1: Sample Summary</b> .....	<b>4</b>
<b>Section 2: Sample Results</b> .....	<b>7</b>
<b>2.1:</b> C17096-1: N18-3.3 .....	8
<b>2.2:</b> C17096-2: N18-6.3 .....	11
<b>2.3:</b> C17096-3: N19-0.5 .....	14
<b>2.4:</b> C17096-4: N19-3.0 .....	17
<b>2.5:</b> C17096-5: N19-6.0 .....	20
<b>2.6:</b> C17096-6: M19-0.5 .....	23
<b>2.7:</b> C17096-7: M19-3.0 .....	34
<b>2.8:</b> C17096-8: M19-6.0 .....	37
<b>2.9:</b> C17096-9: N20-0.5 .....	40
<b>2.10:</b> C17096-10: N20-3.0 .....	43
<b>2.11:</b> C17096-11: N20-6.0 .....	46
<b>2.12:</b> C17096-12: N21-1.0 .....	49
<b>2.13:</b> C17096-13: N21-3.5 .....	60
<b>2.14:</b> C17096-14: N21-6.5 .....	63
<b>2.15:</b> C17096-15: L20-0.7 .....	66
<b>2.16:</b> C17096-16: L20-3.2 .....	77
<b>2.17:</b> C17096-17: L20-6.2 .....	80
<b>2.18:</b> C17096-18: L23-0.5 .....	83
<b>2.19:</b> C17096-19: L23-3.0 .....	94
<b>2.20:</b> C17096-20: L23-6.0 .....	97
<b>2.21:</b> C17096-21: M22-0.5 .....	100
<b>2.22:</b> C17096-22: M22-3.0 .....	111
<b>2.23:</b> C17096-23: M22-6.0 .....	114
<b>2.24:</b> C17096-24: M24-3.0 .....	117
<b>2.25:</b> C17096-25: M24-6.0 .....	120
<b>2.26:</b> C17096-26: K23-1.4 .....	123
<b>2.27:</b> C17096-27: K23-3.9 .....	134
<b>2.28:</b> C17096-28: K23-6.9 .....	137
<b>Section 3: Misc. Forms</b> .....	<b>140</b>
<b>3.1:</b> Chain of Custody .....	141
<b>Section 4: GC/MS Volatiles - QC Data Summaries</b> .....	<b>145</b>
<b>4.1:</b> Method Blank Summary .....	146
<b>4.2:</b> Blank Spike/Blank Spike Duplicate Summary .....	155
<b>4.3:</b> Matrix Spike/Matrix Spike Duplicate Summary .....	164
<b>Section 5: GC/MS Semi-volatiles - QC Data Summaries</b> .....	<b>170</b>
<b>5.1:</b> Method Blank Summary .....	171
<b>5.2:</b> Blank Spike/Blank Spike Duplicate Summary .....	174
<b>5.3:</b> Matrix Spike/Matrix Spike Duplicate Summary .....	177
<b>Section 6: GC Volatiles - QC Data Summaries</b> .....	<b>180</b>
<b>6.1:</b> Method Blank Summary .....	181

# Table of Contents

-2-

6.2: Blank Spike/Blank Spike Duplicate Summary .....	182
6.3: Matrix Spike/Matrix Spike Duplicate Summary .....	183
<b>Section 7: GC Semi-volatiles - QC Data Summaries .....</b>	<b>184</b>
7.1: Method Blank Summary .....	185
7.2: Blank Spike/Blank Spike Duplicate Summary .....	192
7.3: Matrix Spike/Matrix Spike Duplicate Summary .....	200
<b>Section 8: Metals Analysis - QC Data Summaries .....</b>	<b>206</b>
8.1: Prep QC MP3750: Sb,As,Ba,Be,Cd,Cr,Co,Cu,Pb,Mo,Ni,Se,Ag,Tl,V,Zn .....	207
8.2: Prep QC MP3761: Hg .....	212

1

2

3

4

5

6

7

8



## Sample Summary

Iris Environmental

Job No: C17096

Romic Soil Investigation(Romic EPA) - 2081 Bay Road, East Palo Alto, CA  
 Project No: 07-0555C

Sample Number	Collected		Received	Matrix		Client Sample ID
	Date	Time By		Code	Type	
C17096-1	07/20/11	08:15 SM	07/21/11	SO	Soil	N18-3.3
C17096-2	07/20/11	08:20 SM	07/21/11	SO	Soil	N18-6.3
C17096-3	07/20/11	08:45 SM	07/21/11	SO	Soil	N19-0.5
C17096-4	07/20/11	08:55 SM	07/21/11	SO	Soil	N19-3.0
C17096-5	07/20/11	09:00 SM	07/21/11	SO	Soil	N19-6.0
C17096-6	07/20/11	09:15 SM	07/21/11	SO	Soil	M19-0.5
C17096-7	07/20/11	09:20 SM	07/21/11	SO	Soil	M19-3.0
C17096-8	07/20/11	09:25 SM	07/21/11	SO	Soil	M19-6.0
C17096-9	07/20/11	09:45 SM	07/21/11	SO	Soil	N20-0.5
C17096-10	07/20/11	09:50 SM	07/21/11	SO	Soil	N20-3.0
C17096-11	07/20/11	10:00 SM	07/21/11	SO	Soil	N20-6.0
C17096-12	07/20/11	10:30 SM	07/21/11	SO	Soil	N21-1.0
C17096-13	07/20/11	10:35 SM	07/21/11	SO	Soil	N21-3.5

---

Soil samples reported on a dry weight basis unless otherwise indicated on result page.

## Sample Summary

(continued)

Iris Environmental

Job No: C17096

Romic Soil Investigation(Romic EPA) - 2081 Bay Road, East Palo Alto, CA  
Project No: 07-0555C

Sample Number	Collected		Received	Matrix		Client Sample ID
	Date	Time By		Code	Type	
C17096-14	07/20/11	10:45 SM	07/21/11	SO	Soil	N21-6.5
C17096-15	07/20/11	10:55 SM	07/21/11	SO	Soil	L20-0.7
C17096-16	07/20/11	11:00 SM	07/21/11	SO	Soil	L20-3.2
C17096-17	07/20/11	11:05 SM	07/21/11	SO	Soil	L20-6.2
C17096-18	07/20/11	11:25 SM	07/21/11	SO	Soil	L23-0.5
C17096-19	07/20/11	11:30 SM	07/21/11	SO	Soil	L23-3.0
C17096-20	07/20/11	11:35 SM	07/21/11	SO	Soil	L23-6.0
C17096-21	07/20/11	12:15 SM	07/21/11	SO	Soil	M22-0.5
C17096-22	07/20/11	12:20 SM	07/21/11	SO	Soil	M22-3.0
C17096-23	07/20/11	12:25 SM	07/21/11	SO	Soil	M22-6.0
C17096-24	07/20/11	14:00 SM	07/21/11	SO	Soil	M24-3.0
C17096-25	07/20/11	14:05 SM	07/21/11	SO	Soil	M24-6.0
C17096-26	07/20/11	14:35 SM	07/21/11	SO	Soil	K23-1.4

---

Soil samples reported on a dry weight basis unless otherwise indicated on result page.



## Sample Summary

(continued)

Iris Environmental

**Job No:** C17096

Romic Soil Investigation(Romic EPA) - 2081 Bay Road, East Palo Alto, CA

Project No: 07-0555C

Sample Number	Collected		Matrix			Client Sample ID
	Date	Time By	Received	Code	Type	
C17096-27	07/20/11	14:40 SM	07/21/11	SO	Soil	K23-3.9
C17096-28	07/20/11	14:45 SM	07/21/11	SO	Soil	K23-6.9

---

Soil samples reported on a dry weight basis unless otherwise indicated on result page.

Sample Results

---

Report of Analysis

---



## Report of Analysis

<b>Client Sample ID:</b>	N18-3.3	<b>Date Sampled:</b>	07/20/11
<b>Lab Sample ID:</b>	C17096-1	<b>Date Received:</b>	07/21/11
<b>Matrix:</b>	SO - Soil	<b>Percent Solids:</b>	n/a <sup>a</sup>
<b>Method:</b>	SW846 8260B	<b>Project:</b> Romic Soil Investigation(Romic EPA) - 2081 Bay Road, East Palo Alto, CA	

Run #	File ID	DF	Analyzed	By	Prep Date	Prep Batch	Analytical Batch
Run #1	M26151.D	1	08/02/11	TN	n/a	n/a	VM833
Run #2							

Run #	Initial Weight	Final Volume	Methanol Aliquot
Run #1	6.69 g	5.0 ml	1.0 ul
Run #2			

## VOA 8260 List

CAS No.	Compound	Result	RL	MDL	Units	Q
67-64-1	Acetone	ND	370000	75000	ug/kg	
71-43-2	Benzene	ND	19000	5600	ug/kg	
108-86-1	Bromobenzene	ND	19000	5600	ug/kg	
74-97-5	Bromochloromethane	ND	19000	5600	ug/kg	
75-27-4	Bromodichloromethane	ND	19000	3700	ug/kg	
75-25-2	Bromoform <sup>b</sup>	ND	19000	3700	ug/kg	
104-51-8	n-Butylbenzene	ND	19000	5600	ug/kg	
135-98-8	sec-Butylbenzene	ND	19000	5600	ug/kg	
98-06-6	tert-Butylbenzene	ND	19000	5600	ug/kg	
108-90-7	Chlorobenzene	ND	19000	5600	ug/kg	
75-00-3	Chloroethane	ND	19000	5600	ug/kg	
67-66-3	Chloroform	ND	19000	5600	ug/kg	
95-49-8	o-Chlorotoluene	ND	19000	5600	ug/kg	
106-43-4	p-Chlorotoluene	ND	19000	5600	ug/kg	
56-23-5	Carbon tetrachloride	ND	19000	3700	ug/kg	
75-34-3	1,1-Dichloroethane	ND	19000	3700	ug/kg	
75-35-4	1,1-Dichloroethylene	ND	19000	5600	ug/kg	
563-58-6	1,1-Dichloropropene	ND	19000	5600	ug/kg	
96-12-8	1,2-Dibromo-3-chloropropane	ND	19000	3700	ug/kg	
106-93-4	1,2-Dibromoethane	ND	19000	3700	ug/kg	
107-06-2	1,2-Dichloroethane	ND	19000	5600	ug/kg	
78-87-5	1,2-Dichloropropane	ND	19000	5600	ug/kg	
142-28-9	1,3-Dichloropropane	ND	19000	5600	ug/kg	
108-20-3	Di-Isopropyl ether	ND	19000	5600	ug/kg	
594-20-7	2,2-Dichloropropane	ND	19000	5600	ug/kg	
124-48-1	Dibromochloromethane	ND	19000	3700	ug/kg	
75-71-8	Dichlorodifluoromethane	ND	19000	3700	ug/kg	
156-59-2	cis-1,2-Dichloroethylene	ND	19000	5600	ug/kg	
10061-01-5	cis-1,3-Dichloropropene	ND	19000	5600	ug/kg	
541-73-1	m-Dichlorobenzene	ND	19000	5600	ug/kg	
95-50-1	o-Dichlorobenzene	ND	19000	5600	ug/kg	
106-46-7	p-Dichlorobenzene	ND	19000	5600	ug/kg	

ND = Not detected MDL - Method Detection Limit

RL = Reporting Limit

E = Indicates value exceeds calibration range

J = Indicates an estimated value

B = Indicates analyte found in associated method blank

N = Indicates presumptive evidence of a compound

## Report of Analysis

<b>Client Sample ID:</b>	N18-3.3	<b>Date Sampled:</b>	07/20/11
<b>Lab Sample ID:</b>	C17096-1	<b>Date Received:</b>	07/21/11
<b>Matrix:</b>	SO - Soil	<b>Percent Solids:</b>	n/a <sup>a</sup>
<b>Method:</b>	SW846 8260B		
<b>Project:</b>	Romic Soil Investigation(Romic EPA) - 2081 Bay Road,East Palo Alto,CA		

## VOA 8260 List

CAS No.	Compound	Result	RL	MDL	Units	Q
156-60-5	trans-1,2-Dichloroethylene	ND	19000	5600	ug/kg	
10061-02-6	trans-1,3-Dichloropropene	ND	19000	5600	ug/kg	
100-41-4	Ethylbenzene	33800	19000	5600	ug/kg	
637-92-3	Ethyl tert-Butyl Ether	ND	19000	5600	ug/kg	
591-78-6	2-Hexanone	ND	150000	19000	ug/kg	
87-68-3	Hexachlorobutadiene	ND	19000	3700	ug/kg	
98-82-8	Isopropylbenzene	ND	19000	5600	ug/kg	
99-87-6	p-Isopropyltoluene	ND	19000	5600	ug/kg	
108-10-1	4-Methyl-2-pentanone	ND	150000	56000	ug/kg	
74-83-9	Methyl bromide <sup>b</sup>	ND	19000	9300	ug/kg	
74-87-3	Methyl chloride	ND	19000	5600	ug/kg	
74-95-3	Methylene bromide	ND	19000	9300	ug/kg	
75-09-2	Methylene chloride	ND	93000	60000	ug/kg	
78-93-3	Methyl ethyl ketone	ND	150000	45000	ug/kg	
1634-04-4	Methyl Tert Butyl Ether	ND	19000	3700	ug/kg	
91-20-3	Naphthalene	ND	19000	5600	ug/kg	
103-65-1	n-Propylbenzene	ND	19000	5600	ug/kg	
100-42-5	Styrene	ND	19000	3700	ug/kg	
994-05-8	Tert-Amyl Methyl Ether	ND	19000	4500	ug/kg	
75-65-0	Tert Butyl Alcohol	ND	150000	37000	ug/kg	
630-20-6	1,1,1,2-Tetrachloroethane	ND	19000	3700	ug/kg	
71-55-6	1,1,1-Trichloroethane	ND	19000	5600	ug/kg	
79-34-5	1,1,2,2-Tetrachloroethane	ND	19000	3700	ug/kg	
79-00-5	1,1,2-Trichloroethane	ND	19000	3700	ug/kg	
87-61-6	1,2,3-Trichlorobenzene	ND	19000	5600	ug/kg	
96-18-4	1,2,3-Trichloropropane	ND	19000	5600	ug/kg	
120-82-1	1,2,4-Trichlorobenzene	ND	19000	5600	ug/kg	
95-63-6	1,2,4-Trimethylbenzene	78400	19000	5600	ug/kg	
108-67-8	1,3,5-Trimethylbenzene	20100	19000	5600	ug/kg	
127-18-4	Tetrachloroethylene	ND	19000	13000	ug/kg	
108-88-3	Toluene	7800	19000	5600	ug/kg	J
79-01-6	Trichloroethylene	ND	19000	3700	ug/kg	
75-69-4	Trichlorofluoromethane	ND	19000	4500	ug/kg	
75-01-4	Vinyl chloride	ND	19000	9300	ug/kg	
1330-20-7	Xylene (total)	140000	37000	15000	ug/kg	

CAS No.	Surrogate Recoveries	Run# 1	Run# 2	Limits
1868-53-7	Dibromofluoromethane	90%		60-130%
2037-26-5	Toluene-D8	106%		60-130%

ND = Not detected MDL - Method Detection Limit

RL = Reporting Limit

E = Indicates value exceeds calibration range

J = Indicates an estimated value

B = Indicates analyte found in associated method blank

N = Indicates presumptive evidence of a compound

**Report of Analysis**

<b>Client Sample ID:</b>	N18-3.3	<b>Date Sampled:</b>	07/20/11
<b>Lab Sample ID:</b>	C17096-1	<b>Date Received:</b>	07/21/11
<b>Matrix:</b>	SO - Soil	<b>Percent Solids:</b>	n/a <sup>a</sup>
<b>Method:</b>	SW846 8260B	<b>Project:</b> Romic Soil Investigation(Romic EPA) - 2081 Bay Road, East Palo Alto, CA	

**VOA 8260 List**

CAS No.	Surrogate Recoveries	Run# 1	Run# 2	Limits
460-00-4	4-Bromofluorobenzene	103%		60-130%

(a) All results reported on wet weight basis.

(b) CCV outside of control limits (biased high); not detected in sample.

ND = Not detected      MDL - Method Detection Limit  
 RL = Reporting Limit  
 E = Indicates value exceeds calibration range

J = Indicates an estimated value  
 B = Indicates analyte found in associated method blank  
 N = Indicates presumptive evidence of a compound

## Report of Analysis

<b>Client Sample ID:</b>	N18-6.3	<b>Date Sampled:</b>	07/20/11
<b>Lab Sample ID:</b>	C17096-2	<b>Date Received:</b>	07/21/11
<b>Matrix:</b>	SO - Soil	<b>Percent Solids:</b>	n/a <sup>a</sup>
<b>Method:</b>	SW846 8260B	<b>Project:</b> Romic Soil Investigation(Romic EPA) - 2081 Bay Road, East Palo Alto, CA	

Run #	File ID	DF	Analyzed	By	Prep Date	Prep Batch	Analytical Batch
Run #1	M26105.D	1	08/01/11	TN	n/a	n/a	VM832
Run #2	M26152.D	1	08/02/11	TN	n/a	n/a	VM833

Run #	Initial Weight	Final Volume	Methanol Aliquot
Run #1	7.32 g		
Run #2	6.99 g	5.0 ml	100 ul

## VOA 8260 List

CAS No.	Compound	Result	RL	MDL	Units	Q
67-64-1	Acetone	19.5	68	14	ug/kg	J
71-43-2	Benzene	9.1	3.4	1.0	ug/kg	
108-86-1	Bromobenzene	ND	3.4	1.0	ug/kg	
74-97-5	Bromochloromethane	ND	3.4	1.0	ug/kg	
75-27-4	Bromodichloromethane	ND	3.4	0.68	ug/kg	
75-25-2	Bromoform	ND	3.4	0.68	ug/kg	
104-51-8	n-Butylbenzene	4.7	3.4	1.0	ug/kg	
135-98-8	sec-Butylbenzene	5.1	3.4	1.0	ug/kg	
98-06-6	tert-Butylbenzene	ND	3.4	1.0	ug/kg	
108-90-7	Chlorobenzene	ND	3.4	1.0	ug/kg	
75-00-3	Chloroethane	18.3	3.4	1.0	ug/kg	
67-66-3	Chloroform	10.9	3.4	1.0	ug/kg	
95-49-8	o-Chlorotoluene	ND	3.4	1.0	ug/kg	
106-43-4	p-Chlorotoluene	ND	3.4	1.0	ug/kg	
56-23-5	Carbon tetrachloride	ND	3.4	0.68	ug/kg	
75-34-3	1,1-Dichloroethane	ND	3.4	0.68	ug/kg	
75-35-4	1,1-Dichloroethylene	ND	3.4	1.0	ug/kg	
563-58-6	1,1-Dichloropropene	ND	3.4	1.0	ug/kg	
96-12-8	1,2-Dibromo-3-chloropropane	ND	3.4	0.68	ug/kg	
106-93-4	1,2-Dibromoethane	ND	3.4	0.68	ug/kg	
107-06-2	1,2-Dichloroethane	ND	3.4	1.0	ug/kg	
78-87-5	1,2-Dichloropropane	ND	3.4	1.0	ug/kg	
142-28-9	1,3-Dichloropropane	ND	3.4	1.0	ug/kg	
108-20-3	Di-Isopropyl ether	ND	3.4	1.0	ug/kg	
594-20-7	2,2-Dichloropropane	ND	3.4	1.0	ug/kg	
124-48-1	Dibromochloromethane	ND	3.4	0.68	ug/kg	
75-71-8	Dichlorodifluoromethane	ND	3.4	0.68	ug/kg	
156-59-2	cis-1,2-Dichloroethylene	ND	3.4	1.0	ug/kg	
10061-01-5	cis-1,3-Dichloropropene	ND	3.4	1.0	ug/kg	
541-73-1	m-Dichlorobenzene	ND	3.4	1.0	ug/kg	
95-50-1	o-Dichlorobenzene	2.8	3.4	1.0	ug/kg	J
106-46-7	p-Dichlorobenzene	ND	3.4	1.0	ug/kg	

ND = Not detected MDL - Method Detection Limit

RL = Reporting Limit

E = Indicates value exceeds calibration range

J = Indicates an estimated value

B = Indicates analyte found in associated method blank

N = Indicates presumptive evidence of a compound

## Report of Analysis

<b>Client Sample ID:</b>	N18-6.3	<b>Date Sampled:</b>	07/20/11
<b>Lab Sample ID:</b>	C17096-2	<b>Date Received:</b>	07/21/11
<b>Matrix:</b>	SO - Soil	<b>Percent Solids:</b>	n/a <sup>a</sup>
<b>Method:</b>	SW846 8260B	<b>Project:</b> Romic Soil Investigation(Romic EPA) - 2081 Bay Road,East Palo Alto,CA	

## VOA 8260 List

CAS No.	Compound	Result	RL	MDL	Units	Q
156-60-5	trans-1,2-Dichloroethylene	ND	3.4	1.0	ug/kg	
10061-02-6	trans-1,3-Dichloropropene	ND	3.4	1.0	ug/kg	
100-41-4	Ethylbenzene	604 <sup>b</sup>	180	54	ug/kg	
637-92-3	Ethyl tert-Butyl Ether	ND	3.4	1.0	ug/kg	
591-78-6	2-Hexanone	15.4	27	3.4	ug/kg	J
87-68-3	Hexachlorobutadiene	ND	3.4	0.68	ug/kg	
98-82-8	Isopropylbenzene	10.3	3.4	1.0	ug/kg	
99-87-6	p-Isopropyltoluene	ND	3.4	1.0	ug/kg	
108-10-1	4-Methyl-2-pentanone	ND	27	10	ug/kg	
74-83-9	Methyl bromide	ND	3.4	1.7	ug/kg	
74-87-3	Methyl chloride	ND	3.4	1.0	ug/kg	
74-95-3	Methylene bromide	ND	3.4	1.7	ug/kg	
75-09-2	Methylene chloride	11.8	17	11	ug/kg	J
78-93-3	Methyl ethyl ketone	10.3	27	8.2	ug/kg	J
1634-04-4	Methyl Tert Butyl Ether	3.0	3.4	0.68	ug/kg	J
91-20-3	Naphthalene	46.2	3.4	1.0	ug/kg	
103-65-1	n-Propylbenzene	19.0	3.4	1.0	ug/kg	
100-42-5	Styrene	ND	3.4	0.68	ug/kg	
994-05-8	Tert-Amyl Methyl Ether	ND	3.4	0.82	ug/kg	
75-65-0	Tert Butyl Alcohol	277	27	6.8	ug/kg	
630-20-6	1,1,1,2-Tetrachloroethane	ND	3.4	0.68	ug/kg	
71-55-6	1,1,1-Trichloroethane	2.0	3.4	1.0	ug/kg	J
79-34-5	1,1,2,2-Tetrachloroethane	ND	3.4	0.68	ug/kg	
79-00-5	1,1,2-Trichloroethane	ND	3.4	0.68	ug/kg	
87-61-6	1,2,3-Trichlorobenzene	ND	3.4	1.0	ug/kg	
96-18-4	1,2,3-Trichloropropane	ND	3.4	1.0	ug/kg	
120-82-1	1,2,4-Trichlorobenzene	ND	3.4	1.0	ug/kg	
95-63-6	1,2,4-Trimethylbenzene	3.0	3.4	1.0	ug/kg	J
108-67-8	1,3,5-Trimethylbenzene	ND	3.4	1.0	ug/kg	
127-18-4	Tetrachloroethylene	6.4	3.4	2.4	ug/kg	
108-88-3	Toluene	7.5	3.4	1.0	ug/kg	
79-01-6	Trichloroethylene	1.7	3.4	0.68	ug/kg	J
75-69-4	Trichlorofluoromethane	ND	3.4	0.82	ug/kg	
75-01-4	Vinyl chloride	ND	3.4	1.7	ug/kg	
1330-20-7	Xylene (total)	11.8	6.8	2.7	ug/kg	

CAS No.	Surrogate Recoveries	Run# 1	Run# 2	Limits
1868-53-7	Dibromofluoromethane	70%	88%	60-130%
2037-26-5	Toluene-D8	89%	105%	60-130%

ND = Not detected MDL - Method Detection Limit

RL = Reporting Limit

E = Indicates value exceeds calibration range

J = Indicates an estimated value

B = Indicates analyte found in associated method blank

N = Indicates presumptive evidence of a compound

## Report of Analysis

<b>Client Sample ID:</b>	N18-6.3	<b>Date Sampled:</b>	07/20/11
<b>Lab Sample ID:</b>	C17096-2	<b>Date Received:</b>	07/21/11
<b>Matrix:</b>	SO - Soil	<b>Percent Solids:</b>	n/a <sup>a</sup>
<b>Method:</b>	SW846 8260B	<b>Project:</b> Romic Soil Investigation(Romic EPA) - 2081 Bay Road, East Palo Alto, CA	

### VOA 8260 List

CAS No.	Surrogate Recoveries	Run# 1	Run# 2	Limits
460-00-4	4-Bromofluorobenzene	102%	99%	60-130%

(a) All results reported on wet weight basis.

(b) Result is from Run# 2

ND = Not detected      MDL - Method Detection Limit  
 RL = Reporting Limit  
 E = Indicates value exceeds calibration range

J = Indicates an estimated value  
 B = Indicates analyte found in associated method blank  
 N = Indicates presumptive evidence of a compound

## Report of Analysis

<b>Client Sample ID:</b>	N19-0.5	<b>Date Sampled:</b>	07/20/11
<b>Lab Sample ID:</b>	C17096-3	<b>Date Received:</b>	07/21/11
<b>Matrix:</b>	SO - Soil	<b>Percent Solids:</b>	n/a <sup>a</sup>
<b>Method:</b>	SW846 8260B	<b>Project:</b> Romic Soil Investigation(Romic EPA) - 2081 Bay Road, East Palo Alto, CA	

Run #1	File ID	DF	Analyzed	By	Prep Date	Prep Batch	Analytical Batch
Run #1	M26153.D	1	08/02/11	TN	n/a	n/a	VM833
Run #2							

Run #1	Initial Weight	Final Volume	Methanol Aliquot
Run #1	5.97 g	5.0 ml	20.0 ul
Run #2			

## VOA 8260 List

CAS No.	Compound	Result	RL	MDL	Units	Q
67-64-1	Acetone	9670	21000	4200	ug/kg	J
71-43-2	Benzene	ND	1000	310	ug/kg	
108-86-1	Bromobenzene	ND	1000	310	ug/kg	
74-97-5	Bromochloromethane	ND	1000	310	ug/kg	
75-27-4	Bromodichloromethane	ND	1000	210	ug/kg	
75-25-2	Bromoform <sup>b</sup>	ND	1000	210	ug/kg	
104-51-8	n-Butylbenzene	648	1000	310	ug/kg	J
135-98-8	sec-Butylbenzene	ND	1000	310	ug/kg	
98-06-6	tert-Butylbenzene	ND	1000	310	ug/kg	
108-90-7	Chlorobenzene	ND	1000	310	ug/kg	
75-00-3	Chloroethane	ND	1000	310	ug/kg	
67-66-3	Chloroform	ND	1000	310	ug/kg	
95-49-8	o-Chlorotoluene	ND	1000	310	ug/kg	
106-43-4	p-Chlorotoluene	ND	1000	310	ug/kg	
56-23-5	Carbon tetrachloride	ND	1000	210	ug/kg	
75-34-3	1,1-Dichloroethane	ND	1000	210	ug/kg	
75-35-4	1,1-Dichloroethylene	ND	1000	310	ug/kg	
563-58-6	1,1-Dichloropropene	ND	1000	310	ug/kg	
96-12-8	1,2-Dibromo-3-chloropropane	ND	1000	210	ug/kg	
106-93-4	1,2-Dibromoethane	ND	1000	210	ug/kg	
107-06-2	1,2-Dichloroethane	ND	1000	310	ug/kg	
78-87-5	1,2-Dichloropropane	ND	1000	310	ug/kg	
142-28-9	1,3-Dichloropropane	ND	1000	310	ug/kg	
108-20-3	Di-Isopropyl ether	ND	1000	310	ug/kg	
594-20-7	2,2-Dichloropropane	ND	1000	310	ug/kg	
124-48-1	Dibromochloromethane	ND	1000	210	ug/kg	
75-71-8	Dichlorodifluoromethane	ND	1000	210	ug/kg	
156-59-2	cis-1,2-Dichloroethylene	1060	1000	310	ug/kg	
10061-01-5	cis-1,3-Dichloropropene	ND	1000	310	ug/kg	
541-73-1	m-Dichlorobenzene	ND	1000	310	ug/kg	
95-50-1	o-Dichlorobenzene	ND	1000	310	ug/kg	
106-46-7	p-Dichlorobenzene	ND	1000	310	ug/kg	

ND = Not detected MDL - Method Detection Limit

RL = Reporting Limit

E = Indicates value exceeds calibration range

J = Indicates an estimated value

B = Indicates analyte found in associated method blank

N = Indicates presumptive evidence of a compound

## Report of Analysis

<b>Client Sample ID:</b>	N19-0.5	<b>Date Sampled:</b>	07/20/11
<b>Lab Sample ID:</b>	C17096-3	<b>Date Received:</b>	07/21/11
<b>Matrix:</b>	SO - Soil	<b>Percent Solids:</b>	n/a <sup>a</sup>
<b>Method:</b>	SW846 8260B		
<b>Project:</b>	Romic Soil Investigation(Romic EPA) - 2081 Bay Road,East Palo Alto,CA		

## VOA 8260 List

CAS No.	Compound	Result	RL	MDL	Units	Q
156-60-5	trans-1,2-Dichloroethylene	ND	1000	310	ug/kg	
10061-02-6	trans-1,3-Dichloropropene	ND	1000	310	ug/kg	
100-41-4	Ethylbenzene	7750	1000	310	ug/kg	
637-92-3	Ethyl tert-Butyl Ether	ND	1000	310	ug/kg	
591-78-6	2-Hexanone	ND	8400	1000	ug/kg	
87-68-3	Hexachlorobutadiene	ND	1000	210	ug/kg	
98-82-8	Isopropylbenzene	368	1000	310	ug/kg	J
99-87-6	p-Isopropyltoluene	ND	1000	310	ug/kg	
108-10-1	4-Methyl-2-pentanone	4590	8400	3100	ug/kg	J
74-83-9	Methyl bromide <sup>b</sup>	ND	1000	520	ug/kg	
74-87-3	Methyl chloride	ND	1000	310	ug/kg	
74-95-3	Methylene bromide	ND	1000	520	ug/kg	
75-09-2	Methylene chloride	3880	5200	3400	ug/kg	J
78-93-3	Methyl ethyl ketone	10500	8400	2500	ug/kg	
1634-04-4	Methyl Tert Butyl Ether	ND	1000	210	ug/kg	
91-20-3	Naphthalene	424	1000	310	ug/kg	J
103-65-1	n-Propylbenzene	757	1000	310	ug/kg	J
100-42-5	Styrene	ND	1000	210	ug/kg	
994-05-8	Tert-Amyl Methyl Ether	ND	1000	250	ug/kg	
75-65-0	Tert Butyl Alcohol	ND	8400	2100	ug/kg	
630-20-6	1,1,1,2-Tetrachloroethane	ND	1000	210	ug/kg	
71-55-6	1,1,1-Trichloroethane	3200	1000	310	ug/kg	
79-34-5	1,1,2,2-Tetrachloroethane	ND	1000	210	ug/kg	
79-00-5	1,1,2-Trichloroethane	ND	1000	210	ug/kg	
87-61-6	1,2,3-Trichlorobenzene	ND	1000	310	ug/kg	
96-18-4	1,2,3-Trichloropropane	ND	1000	310	ug/kg	
120-82-1	1,2,4-Trichlorobenzene	ND	1000	310	ug/kg	
95-63-6	1,2,4-Trimethylbenzene	5090	1000	310	ug/kg	
108-67-8	1,3,5-Trimethylbenzene	1770	1000	310	ug/kg	
127-18-4	Tetrachloroethylene	25300	1000	730	ug/kg	
108-88-3	Toluene	17400	1000	310	ug/kg	
79-01-6	Trichloroethylene	4430	1000	210	ug/kg	
75-69-4	Trichlorofluoromethane	ND	1000	250	ug/kg	
75-01-4	Vinyl chloride	ND	1000	520	ug/kg	
1330-20-7	Xylene (total)	33500	2100	840	ug/kg	

CAS No.	Surrogate Recoveries	Run# 1	Run# 2	Limits
1868-53-7	Dibromofluoromethane	90%		60-130%
2037-26-5	Toluene-D8	106%		60-130%

ND = Not detected MDL - Method Detection Limit

RL = Reporting Limit

E = Indicates value exceeds calibration range

J = Indicates an estimated value

B = Indicates analyte found in associated method blank

N = Indicates presumptive evidence of a compound



**Report of Analysis**

<b>Client Sample ID:</b>	N19-0.5	<b>Date Sampled:</b>	07/20/11
<b>Lab Sample ID:</b>	C17096-3	<b>Date Received:</b>	07/21/11
<b>Matrix:</b>	SO - Soil	<b>Percent Solids:</b>	n/a <sup>a</sup>
<b>Method:</b>	SW846 8260B	<b>Project:</b> Romic Soil Investigation(Romic EPA) - 2081 Bay Road,East Palo Alto,CA	

**VOA 8260 List**

CAS No.	Surrogate Recoveries	Run# 1	Run# 2	Limits
460-00-4	4-Bromofluorobenzene	107%		60-130%

(a) All results reported on wet weight basis.

(b) CCV outside of control limits (biased high); not detected in sample.

ND = Not detected      MDL - Method Detection Limit  
 RL = Reporting Limit  
 E = Indicates value exceeds calibration range

J = Indicates an estimated value  
 B = Indicates analyte found in associated method blank  
 N = Indicates presumptive evidence of a compound

## Report of Analysis

<b>Client Sample ID:</b>	N19-3.0	<b>Date Sampled:</b>	07/20/11
<b>Lab Sample ID:</b>	C17096-4	<b>Date Received:</b>	07/21/11
<b>Matrix:</b>	SO - Soil	<b>Percent Solids:</b>	n/a <sup>a</sup>
<b>Method:</b>	SW846 8260B	<b>Project:</b> Romic Soil Investigation(Romic EPA) - 2081 Bay Road, East Palo Alto, CA	

Run #	File ID	DF	Analyzed	By	Prep Date	Prep Batch	Analytical Batch
Run #1	M26154.D	1	08/02/11	TN	n/a	n/a	VM833
Run #2							

Run #	Initial Weight	Final Volume	Methanol Aliquot
Run #1	6.25 g	5.0 ml	1.0 ul
Run #2			

## VOA 8260 List

CAS No.	Compound	Result	RL	MDL	Units	Q
67-64-1	Acetone	ND	400000	80000	ug/kg	
71-43-2	Benzene	ND	20000	6000	ug/kg	
108-86-1	Bromobenzene	ND	20000	6000	ug/kg	
74-97-5	Bromochloromethane	ND	20000	6000	ug/kg	
75-27-4	Bromodichloromethane	ND	20000	4000	ug/kg	
75-25-2	Bromoform <sup>b</sup>	ND	20000	4000	ug/kg	
104-51-8	n-Butylbenzene	ND	20000	6000	ug/kg	
135-98-8	sec-Butylbenzene	ND	20000	6000	ug/kg	
98-06-6	tert-Butylbenzene	ND	20000	6000	ug/kg	
108-90-7	Chlorobenzene	ND	20000	6000	ug/kg	
75-00-3	Chloroethane	ND	20000	6000	ug/kg	
67-66-3	Chloroform	ND	20000	6000	ug/kg	
95-49-8	o-Chlorotoluene	ND	20000	6000	ug/kg	
106-43-4	p-Chlorotoluene	ND	20000	6000	ug/kg	
56-23-5	Carbon tetrachloride	ND	20000	4000	ug/kg	
75-34-3	1,1-Dichloroethane	ND	20000	4000	ug/kg	
75-35-4	1,1-Dichloroethylene	ND	20000	6000	ug/kg	
563-58-6	1,1-Dichloropropene	ND	20000	6000	ug/kg	
96-12-8	1,2-Dibromo-3-chloropropane	ND	20000	4000	ug/kg	
106-93-4	1,2-Dibromoethane	ND	20000	4000	ug/kg	
107-06-2	1,2-Dichloroethane	ND	20000	6000	ug/kg	
78-87-5	1,2-Dichloropropane	ND	20000	6000	ug/kg	
142-28-9	1,3-Dichloropropane	ND	20000	6000	ug/kg	
108-20-3	Di-Isopropyl ether	ND	20000	6000	ug/kg	
594-20-7	2,2-Dichloropropane	ND	20000	6000	ug/kg	
124-48-1	Dibromochloromethane	ND	20000	4000	ug/kg	
75-71-8	Dichlorodifluoromethane	ND	20000	4000	ug/kg	
156-59-2	cis-1,2-Dichloroethylene	ND	20000	6000	ug/kg	
10061-01-5	cis-1,3-Dichloropropene	ND	20000	6000	ug/kg	
541-73-1	m-Dichlorobenzene	ND	20000	6000	ug/kg	
95-50-1	o-Dichlorobenzene	ND	20000	6000	ug/kg	
106-46-7	p-Dichlorobenzene	ND	20000	6000	ug/kg	

ND = Not detected MDL - Method Detection Limit

RL = Reporting Limit

E = Indicates value exceeds calibration range

J = Indicates an estimated value

B = Indicates analyte found in associated method blank

N = Indicates presumptive evidence of a compound

## Report of Analysis

<b>Client Sample ID:</b>	N19-3.0	<b>Date Sampled:</b>	07/20/11
<b>Lab Sample ID:</b>	C17096-4	<b>Date Received:</b>	07/21/11
<b>Matrix:</b>	SO - Soil	<b>Percent Solids:</b>	n/a <sup>a</sup>
<b>Method:</b>	SW846 8260B		
<b>Project:</b>	Romic Soil Investigation(Romic EPA) - 2081 Bay Road,East Palo Alto,CA		

## VOA 8260 List

CAS No.	Compound	Result	RL	MDL	Units	Q
156-60-5	trans-1,2-Dichloroethylene	ND	20000	6000	ug/kg	
10061-02-6	trans-1,3-Dichloropropene	ND	20000	6000	ug/kg	
100-41-4	Ethylbenzene	58500	20000	6000	ug/kg	
637-92-3	Ethyl tert-Butyl Ether	ND	20000	6000	ug/kg	
591-78-6	2-Hexanone	ND	160000	20000	ug/kg	
87-68-3	Hexachlorobutadiene	ND	20000	4000	ug/kg	
98-82-8	Isopropylbenzene	ND	20000	6000	ug/kg	
99-87-6	p-Isopropyltoluene	ND	20000	6000	ug/kg	
108-10-1	4-Methyl-2-pentanone	ND	160000	60000	ug/kg	
74-83-9	Methyl bromide <sup>b</sup>	ND	20000	10000	ug/kg	
74-87-3	Methyl chloride	ND	20000	6000	ug/kg	
74-95-3	Methylene bromide	ND	20000	10000	ug/kg	
75-09-2	Methylene chloride	ND	100000	64000	ug/kg	
78-93-3	Methyl ethyl ketone	57600	160000	48000	ug/kg	J
1634-04-4	Methyl Tert Butyl Ether	ND	20000	4000	ug/kg	
91-20-3	Naphthalene	6240	20000	6000	ug/kg	J
103-65-1	n-Propylbenzene	ND	20000	6000	ug/kg	
100-42-5	Styrene	ND	20000	4000	ug/kg	
994-05-8	Tert-Amyl Methyl Ether	ND	20000	4800	ug/kg	
75-65-0	Tert Butyl Alcohol	ND	160000	40000	ug/kg	
630-20-6	1,1,1,2-Tetrachloroethane	ND	20000	4000	ug/kg	
71-55-6	1,1,1-Trichloroethane	ND	20000	6000	ug/kg	
79-34-5	1,1,2,2-Tetrachloroethane	ND	20000	4000	ug/kg	
79-00-5	1,1,2-Trichloroethane	ND	20000	4000	ug/kg	
87-61-6	1,2,3-Trichlorobenzene	ND	20000	6000	ug/kg	
96-18-4	1,2,3-Trichloropropane	ND	20000	6000	ug/kg	
120-82-1	1,2,4-Trichlorobenzene	ND	20000	6000	ug/kg	
95-63-6	1,2,4-Trimethylbenzene	81300	20000	6000	ug/kg	
108-67-8	1,3,5-Trimethylbenzene	22500	20000	6000	ug/kg	
127-18-4	Tetrachloroethylene	ND	20000	14000	ug/kg	
108-88-3	Toluene	70800	20000	6000	ug/kg	
79-01-6	Trichloroethylene	ND	20000	4000	ug/kg	
75-69-4	Trichlorofluoromethane	ND	20000	4800	ug/kg	
75-01-4	Vinyl chloride	ND	20000	10000	ug/kg	
1330-20-7	Xylene (total)	326000	40000	16000	ug/kg	

CAS No.	Surrogate Recoveries	Run# 1	Run# 2	Limits
1868-53-7	Dibromofluoromethane	89%		60-130%
2037-26-5	Toluene-D8	105%		60-130%

ND = Not detected MDL - Method Detection Limit

RL = Reporting Limit

E = Indicates value exceeds calibration range

J = Indicates an estimated value

B = Indicates analyte found in associated method blank

N = Indicates presumptive evidence of a compound

## Report of Analysis

<b>Client Sample ID:</b>	N19-3.0		
<b>Lab Sample ID:</b>	C17096-4	<b>Date Sampled:</b>	07/20/11
<b>Matrix:</b>	SO - Soil	<b>Date Received:</b>	07/21/11
<b>Method:</b>	SW846 8260B	<b>Percent Solids:</b>	n/a <sup>a</sup>
<b>Project:</b>	Romic Soil Investigation(Romic EPA) - 2081 Bay Road, East Palo Alto, CA		

### VOA 8260 List

CAS No.	Surrogate Recoveries	Run# 1	Run# 2	Limits
460-00-4	4-Bromofluorobenzene	105%		60-130%

- (a) All results reported on wet weight basis.
- (b) CCV outside of control limits (biased high); not detected in sample.

ND = Not detected      MDL - Method Detection Limit  
 RL = Reporting Limit  
 E = Indicates value exceeds calibration range

J = Indicates an estimated value  
 B = Indicates analyte found in associated method blank  
 N = Indicates presumptive evidence of a compound

## Report of Analysis

<b>Client Sample ID:</b>	N19-6.0	<b>Date Sampled:</b>	07/20/11
<b>Lab Sample ID:</b>	C17096-5	<b>Date Received:</b>	07/21/11
<b>Matrix:</b>	SO - Soil	<b>Percent Solids:</b>	n/a <sup>a</sup>
<b>Method:</b>	SW846 8260B	<b>Project:</b> Romic Soil Investigation(Romic EPA) - 2081 Bay Road, East Palo Alto, CA	

Run #1	File ID	DF	Analyzed	By	Prep Date	Prep Batch	Analytical Batch
Run #1	M26155.D	1	08/02/11	TN	n/a	n/a	VM833
Run #2							

Run #1	Initial Weight	Final Volume	Methanol Aliquot
Run #1	6.98 g	5.0 ml	100 ul
Run #2			

## VOA 8260 List

CAS No.	Compound	Result	RL	MDL	Units	Q
67-64-1	Acetone	ND	3600	720	ug/kg	
71-43-2	Benzene	ND	180	54	ug/kg	
108-86-1	Bromobenzene	ND	180	54	ug/kg	
74-97-5	Bromochloromethane	ND	180	54	ug/kg	
75-27-4	Bromodichloromethane	ND	180	36	ug/kg	
75-25-2	Bromoform <sup>b</sup>	ND	180	36	ug/kg	
104-51-8	n-Butylbenzene	ND	180	54	ug/kg	
135-98-8	sec-Butylbenzene	ND	180	54	ug/kg	
98-06-6	tert-Butylbenzene	105	180	54	ug/kg	J
108-90-7	Chlorobenzene	ND	180	54	ug/kg	
75-00-3	Chloroethane	ND	180	54	ug/kg	
67-66-3	Chloroform	ND	180	54	ug/kg	
95-49-8	o-Chlorotoluene	ND	180	54	ug/kg	
106-43-4	p-Chlorotoluene	ND	180	54	ug/kg	
56-23-5	Carbon tetrachloride	ND	180	36	ug/kg	
75-34-3	1,1-Dichloroethane	ND	180	36	ug/kg	
75-35-4	1,1-Dichloroethylene	ND	180	54	ug/kg	
563-58-6	1,1-Dichloropropene	ND	180	54	ug/kg	
96-12-8	1,2-Dibromo-3-chloropropane	ND	180	36	ug/kg	
106-93-4	1,2-Dibromoethane	ND	180	36	ug/kg	
107-06-2	1,2-Dichloroethane	ND	180	54	ug/kg	
78-87-5	1,2-Dichloropropane	ND	180	54	ug/kg	
142-28-9	1,3-Dichloropropane	ND	180	54	ug/kg	
108-20-3	Di-Isopropyl ether	ND	180	54	ug/kg	
594-20-7	2,2-Dichloropropane	ND	180	54	ug/kg	
124-48-1	Dibromochloromethane	ND	180	36	ug/kg	
75-71-8	Dichlorodifluoromethane	ND	180	36	ug/kg	
156-59-2	cis-1,2-Dichloroethylene	ND	180	54	ug/kg	
10061-01-5	cis-1,3-Dichloropropene	ND	180	54	ug/kg	
541-73-1	m-Dichlorobenzene	ND	180	54	ug/kg	
95-50-1	o-Dichlorobenzene	ND	180	54	ug/kg	
106-46-7	p-Dichlorobenzene	ND	180	54	ug/kg	

ND = Not detected MDL - Method Detection Limit

RL = Reporting Limit

E = Indicates value exceeds calibration range

J = Indicates an estimated value

B = Indicates analyte found in associated method blank

N = Indicates presumptive evidence of a compound

## Report of Analysis

<b>Client Sample ID:</b>	N19-6.0	<b>Date Sampled:</b>	07/20/11
<b>Lab Sample ID:</b>	C17096-5	<b>Date Received:</b>	07/21/11
<b>Matrix:</b>	SO - Soil	<b>Percent Solids:</b>	n/a <sup>a</sup>
<b>Method:</b>	SW846 8260B	<b>Project:</b> Romic Soil Investigation(Romic EPA) - 2081 Bay Road,East Palo Alto,CA	

## VOA 8260 List

CAS No.	Compound	Result	RL	MDL	Units	Q
156-60-5	trans-1,2-Dichloroethylene	ND	180	54	ug/kg	
10061-02-6	trans-1,3-Dichloropropene	ND	180	54	ug/kg	
100-41-4	Ethylbenzene	984	180	54	ug/kg	
637-92-3	Ethyl tert-Butyl Ether	ND	180	54	ug/kg	
591-78-6	2-Hexanone	ND	1400	180	ug/kg	
87-68-3	Hexachlorobutadiene	ND	180	36	ug/kg	
98-82-8	Isopropylbenzene	ND	180	54	ug/kg	
99-87-6	p-Isopropyltoluene	ND	180	54	ug/kg	
108-10-1	4-Methyl-2-pentanone	ND	1400	540	ug/kg	
74-83-9	Methyl bromide <sup>b</sup>	ND	180	90	ug/kg	
74-87-3	Methyl chloride	ND	180	54	ug/kg	
74-95-3	Methylene bromide	ND	180	90	ug/kg	
75-09-2	Methylene chloride	ND	900	570	ug/kg	
78-93-3	Methyl ethyl ketone	ND	1400	430	ug/kg	
1634-04-4	Methyl Tert Butyl Ether	ND	180	36	ug/kg	
91-20-3	Naphthalene	126	180	54	ug/kg	J
103-65-1	n-Propylbenzene	54.0	180	54	ug/kg	J
100-42-5	Styrene	ND	180	36	ug/kg	
994-05-8	Tert-Amyl Methyl Ether	ND	180	43	ug/kg	
75-65-0	Tert Butyl Alcohol	469	1400	360	ug/kg	J
630-20-6	1,1,1,2-Tetrachloroethane	ND	180	36	ug/kg	
71-55-6	1,1,1-Trichloroethane	ND	180	54	ug/kg	
79-34-5	1,1,2,2-Tetrachloroethane	ND	180	36	ug/kg	
79-00-5	1,1,2-Trichloroethane	ND	180	36	ug/kg	
87-61-6	1,2,3-Trichlorobenzene	ND	180	54	ug/kg	
96-18-4	1,2,3-Trichloropropane	ND	180	54	ug/kg	
120-82-1	1,2,4-Trichlorobenzene	ND	180	54	ug/kg	
95-63-6	1,2,4-Trimethylbenzene	ND	180	54	ug/kg	
108-67-8	1,3,5-Trimethylbenzene	122	180	54	ug/kg	J
127-18-4	Tetrachloroethylene	ND	180	130	ug/kg	
108-88-3	Toluene	344	180	54	ug/kg	
79-01-6	Trichloroethylene	ND	180	36	ug/kg	
75-69-4	Trichlorofluoromethane	ND	180	43	ug/kg	
75-01-4	Vinyl chloride	ND	180	90	ug/kg	
1330-20-7	Xylene (total)	2610	360	140	ug/kg	

CAS No.	Surrogate Recoveries	Run# 1	Run# 2	Limits
1868-53-7	Dibromofluoromethane	88%		60-130%
2037-26-5	Toluene-D8	104%		60-130%

ND = Not detected MDL - Method Detection Limit

RL = Reporting Limit

E = Indicates value exceeds calibration range

J = Indicates an estimated value

B = Indicates analyte found in associated method blank

N = Indicates presumptive evidence of a compound

**Report of Analysis**

<b>Client Sample ID:</b>	N19-6.0	<b>Date Sampled:</b>	07/20/11
<b>Lab Sample ID:</b>	C17096-5	<b>Date Received:</b>	07/21/11
<b>Matrix:</b>	SO - Soil	<b>Percent Solids:</b>	n/a <sup>a</sup>
<b>Method:</b>	SW846 8260B	<b>Project:</b> Romic Soil Investigation(Romic EPA) - 2081 Bay Road,East Palo Alto,CA	

**VOA 8260 List**

CAS No.	Surrogate Recoveries	Run# 1	Run# 2	Limits
460-00-4	4-Bromofluorobenzene	102%		60-130%

(a) All results reported on wet weight basis.

(b) CCV outside of control limits (biased high); not detected in sample.

ND = Not detected      MDL - Method Detection Limit  
 RL = Reporting Limit  
 E = Indicates value exceeds calibration range

J = Indicates an estimated value  
 B = Indicates analyte found in associated method blank  
 N = Indicates presumptive evidence of a compound

## Report of Analysis

<b>Client Sample ID:</b>	M19-0.5	<b>Date Sampled:</b>	07/20/11
<b>Lab Sample ID:</b>	C17096-6	<b>Date Received:</b>	07/21/11
<b>Matrix:</b>	SO - Soil	<b>Percent Solids:</b>	n/a <sup>a</sup>
<b>Method:</b>	SW846 8260B	<b>Project:</b> Romic Soil Investigation(Romic EPA) - 2081 Bay Road, East Palo Alto, CA	

Run #	File ID	DF	Analyzed	By	Prep Date	Prep Batch	Analytical Batch
Run #1	M26156.D	1	08/03/11	TN	n/a	n/a	VM833
Run #2							

Run #	Initial Weight	Final Volume	Methanol Aliquot
Run #1	6.16 g	5.0 ml	100 ul
Run #2			

## VOA 8260 List

CAS No.	Compound	Result	RL	MDL	Units	Q
67-64-1	Acetone	ND	4100	810	ug/kg	
71-43-2	Benzene	ND	200	61	ug/kg	
108-86-1	Bromobenzene	ND	200	61	ug/kg	
74-97-5	Bromochloromethane	ND	200	61	ug/kg	
75-27-4	Bromodichloromethane	ND	200	41	ug/kg	
75-25-2	Bromoform <sup>b</sup>	ND	200	41	ug/kg	
104-51-8	n-Butylbenzene	750	200	61	ug/kg	
135-98-8	sec-Butylbenzene	188	200	61	ug/kg	J
98-06-6	tert-Butylbenzene	ND	200	61	ug/kg	
108-90-7	Chlorobenzene	ND	200	61	ug/kg	
75-00-3	Chloroethane	ND	200	61	ug/kg	
67-66-3	Chloroform	ND	200	61	ug/kg	
95-49-8	o-Chlorotoluene	ND	200	61	ug/kg	
106-43-4	p-Chlorotoluene	ND	200	61	ug/kg	
56-23-5	Carbon tetrachloride	ND	200	41	ug/kg	
75-34-3	1,1-Dichloroethane	ND	200	41	ug/kg	
75-35-4	1,1-Dichloroethylene	ND	200	61	ug/kg	
563-58-6	1,1-Dichloropropene	ND	200	61	ug/kg	
96-12-8	1,2-Dibromo-3-chloropropane	ND	200	41	ug/kg	
106-93-4	1,2-Dibromoethane	ND	200	41	ug/kg	
107-06-2	1,2-Dichloroethane	ND	200	61	ug/kg	
78-87-5	1,2-Dichloropropane	ND	200	61	ug/kg	
142-28-9	1,3-Dichloropropane	ND	200	61	ug/kg	
108-20-3	Di-Isopropyl ether	ND	200	61	ug/kg	
594-20-7	2,2-Dichloropropane	ND	200	61	ug/kg	
124-48-1	Dibromochloromethane	ND	200	41	ug/kg	
75-71-8	Dichlorodifluoromethane	ND	200	41	ug/kg	
156-59-2	cis-1,2-Dichloroethylene	ND	200	61	ug/kg	
10061-01-5	cis-1,3-Dichloropropene	ND	200	61	ug/kg	
541-73-1	m-Dichlorobenzene	ND	200	61	ug/kg	
95-50-1	o-Dichlorobenzene	ND	200	61	ug/kg	
106-46-7	p-Dichlorobenzene	ND	200	61	ug/kg	

ND = Not detected MDL - Method Detection Limit

RL = Reporting Limit

E = Indicates value exceeds calibration range

J = Indicates an estimated value

B = Indicates analyte found in associated method blank

N = Indicates presumptive evidence of a compound



## Report of Analysis

<b>Client Sample ID:</b>	M19-0.5	<b>Date Sampled:</b>	07/20/11
<b>Lab Sample ID:</b>	C17096-6	<b>Date Received:</b>	07/21/11
<b>Matrix:</b>	SO - Soil	<b>Percent Solids:</b>	n/a <sup>a</sup>
<b>Method:</b>	SW846 8260B		
<b>Project:</b>	Romic Soil Investigation(Romic EPA) - 2081 Bay Road,East Palo Alto,CA		

## VOA 8260 List

CAS No.	Compound	Result	RL	MDL	Units	Q
156-60-5	trans-1,2-Dichloroethylene	ND	200	61	ug/kg	
10061-02-6	trans-1,3-Dichloropropene	ND	200	61	ug/kg	
100-41-4	Ethylbenzene	3380	200	61	ug/kg	
637-92-3	Ethyl tert-Butyl Ether	ND	200	61	ug/kg	
591-78-6	2-Hexanone	ND	1600	200	ug/kg	
87-68-3	Hexachlorobutadiene	ND	200	41	ug/kg	
98-82-8	Isopropylbenzene	349	200	61	ug/kg	
99-87-6	p-Isopropyltoluene	314	200	61	ug/kg	
108-10-1	4-Methyl-2-pentanone	ND	1600	610	ug/kg	
74-83-9	Methyl bromide <sup>b</sup>	ND	200	100	ug/kg	
74-87-3	Methyl chloride	ND	200	61	ug/kg	
74-95-3	Methylene bromide	ND	200	100	ug/kg	
75-09-2	Methylene chloride	ND	1000	650	ug/kg	
78-93-3	Methyl ethyl ketone	ND	1600	490	ug/kg	
1634-04-4	Methyl Tert Butyl Ether	ND	200	41	ug/kg	
91-20-3	Naphthalene	1410	200	61	ug/kg	
103-65-1	n-Propylbenzene	555	200	61	ug/kg	
100-42-5	Styrene	ND	200	41	ug/kg	
994-05-8	Tert-Amyl Methyl Ether	ND	200	49	ug/kg	
75-65-0	Tert Butyl Alcohol	ND	1600	410	ug/kg	
630-20-6	1,1,1,2-Tetrachloroethane	ND	200	41	ug/kg	
71-55-6	1,1,1-Trichloroethane	ND	200	61	ug/kg	
79-34-5	1,1,2,2-Tetrachloroethane	ND	200	41	ug/kg	
79-00-5	1,1,2-Trichloroethane	ND	200	41	ug/kg	
87-61-6	1,2,3-Trichlorobenzene	ND	200	61	ug/kg	
96-18-4	1,2,3-Trichloropropane	ND	200	61	ug/kg	
120-82-1	1,2,4-Trichlorobenzene	ND	200	61	ug/kg	
95-63-6	1,2,4-Trimethylbenzene	6040	200	61	ug/kg	
108-67-8	1,3,5-Trimethylbenzene	1680	200	61	ug/kg	
127-18-4	Tetrachloroethylene	ND	200	140	ug/kg	
108-88-3	Toluene	1050	200	61	ug/kg	
79-01-6	Trichloroethylene	ND	200	41	ug/kg	
75-69-4	Trichlorofluoromethane	ND	200	49	ug/kg	
75-01-4	Vinyl chloride	ND	200	100	ug/kg	
1330-20-7	Xylene (total)	14400	410	160	ug/kg	

CAS No.	Surrogate Recoveries	Run# 1	Run# 2	Limits
1868-53-7	Dibromofluoromethane	85%		60-130%
2037-26-5	Toluene-D8	104%		60-130%

ND = Not detected MDL - Method Detection Limit

RL = Reporting Limit

E = Indicates value exceeds calibration range

J = Indicates an estimated value

B = Indicates analyte found in associated method blank

N = Indicates presumptive evidence of a compound

**Report of Analysis**

<b>Client Sample ID:</b>	M19-0.5	<b>Date Sampled:</b>	07/20/11
<b>Lab Sample ID:</b>	C17096-6	<b>Date Received:</b>	07/21/11
<b>Matrix:</b>	SO - Soil	<b>Percent Solids:</b>	n/a <sup>a</sup>
<b>Method:</b>	SW846 8260B		
<b>Project:</b>	Romic Soil Investigation(Romic EPA) - 2081 Bay Road,East Palo Alto,CA		

**VOA 8260 List**

CAS No.	Surrogate Recoveries	Run# 1	Run# 2	Limits
460-00-4	4-Bromofluorobenzene	104%		60-130%

(a) All results reported on wet weight basis.

(b) CCV outside of control limits (biased high); not detected in sample.

ND = Not detected      MDL - Method Detection Limit  
 RL = Reporting Limit  
 E = Indicates value exceeds calibration range

J = Indicates an estimated value  
 B = Indicates analyte found in associated method blank  
 N = Indicates presumptive evidence of a compound

## Report of Analysis

<b>Client Sample ID:</b>	M19-0.5	<b>Date Sampled:</b>	07/20/11
<b>Lab Sample ID:</b>	C17096-6	<b>Date Received:</b>	07/21/11
<b>Matrix:</b>	SO - Soil	<b>Percent Solids:</b>	n/a <sup>a</sup>
<b>Method:</b>	SW846 8270C SW846 3550B	<b>Project:</b> Romic Soil Investigation(Romic EPA) - 2081 Bay Road, East Palo Alto, CA	

Run #	File ID	DF	Analyzed	By	Prep Date	Prep Batch	Analytical Batch
Run #1 <sup>b</sup>	Y8989.D	10	07/23/11	MT	07/23/11	OP4289	EY428
Run #2							

Run #	Initial Weight	Final Volume
Run #1	10.1 g	5.0 ml
Run #2		

## ABN Full List

CAS No.	Compound	Result	RL	MDL	Units	Q
65-85-0	Benzoic acid	ND	50000	44000	ug/kg	
95-57-8	2-Chlorophenol	ND	50000	34000	ug/kg	
59-50-7	4-Chloro-3-methyl phenol	ND	25000	21000	ug/kg	
120-83-2	2,4-Dichlorophenol	ND	25000	6900	ug/kg	
105-67-9	2,4-Dimethylphenol	ND	25000	7400	ug/kg	
51-28-5	2,4-Dinitrophenol	ND	120000	42000	ug/kg	
534-52-1	4,6-Dinitro-o-cresol	ND	99000	51000	ug/kg	
95-48-7	2-Methylphenol	ND	25000	8400	ug/kg	
	3&4-Methylphenol	ND	25000	7400	ug/kg	
88-75-5	2-Nitrophenol	ND	25000	6400	ug/kg	
100-02-7	4-Nitrophenol	ND	99000	61000	ug/kg	
87-86-5	Pentachlorophenol	ND	25000	21000	ug/kg	
108-95-2	Phenol	ND	99000	64000	ug/kg	
95-95-4	2,4,5-Trichlorophenol	ND	25000	5900	ug/kg	
88-06-2	2,4,6-Trichlorophenol	ND	25000	7900	ug/kg	
83-32-9	Acenaphthene	ND	50000	25000	ug/kg	
208-96-8	Acenaphthylene	ND	25000	9900	ug/kg	
62-53-3	Aniline	ND	25000	6900	ug/kg	
120-12-7	Anthracene	ND	25000	5000	ug/kg	
103-33-3	Azobenzene	ND	25000	8400	ug/kg	
92-87-5	Benzidine	ND	120000	36000	ug/kg	
56-55-3	Benzo(a)anthracene	ND	25000	3500	ug/kg	
50-32-8	Benzo(a)pyrene	ND	25000	4500	ug/kg	
205-99-2	Benzo(b)fluoranthene	ND	25000	3000	ug/kg	
191-24-2	Benzo(g,h,i)perylene	ND	25000	7400	ug/kg	
207-08-9	Benzo(k)fluoranthene	ND	25000	5900	ug/kg	
101-55-3	4-Bromophenyl phenyl ether	ND	25000	7400	ug/kg	
85-68-7	Butyl benzyl phthalate	39200	25000	5400	ug/kg	
100-51-6	Benzyl Alcohol	ND	50000	7900	ug/kg	
91-58-7	2-Chloronaphthalene	ND	25000	8900	ug/kg	
106-47-8	4-Chloroaniline	ND	25000	6900	ug/kg	
86-74-8	Carbazole	ND	25000	4000	ug/kg	

ND = Not detected MDL - Method Detection Limit

RL = Reporting Limit

E = Indicates value exceeds calibration range

J = Indicates an estimated value

B = Indicates analyte found in associated method blank

N = Indicates presumptive evidence of a compound

## Report of Analysis

<b>Client Sample ID:</b>	M19-0.5	<b>Date Sampled:</b>	07/20/11
<b>Lab Sample ID:</b>	C17096-6	<b>Date Received:</b>	07/21/11
<b>Matrix:</b>	SO - Soil	<b>Percent Solids:</b>	n/a <sup>a</sup>
<b>Method:</b>	SW846 8270C SW846 3550B		
<b>Project:</b>	Romic Soil Investigation(Romic EPA) - 2081 Bay Road,East Palo Alto,CA		

## ABN Full List

CAS No.	Compound	Result	RL	MDL	Units	Q
218-01-9	Chrysene	ND	25000	5000	ug/kg	
111-91-1	bis(2-Chloroethoxy)methane	ND	25000	8900	ug/kg	
111-44-4	bis(2-Chloroethyl)ether	ND	25000	11000	ug/kg	
108-60-1	bis(2-Chloroisopropyl)ether	ND	25000	13000	ug/kg	
7005-72-3	4-Chlorophenyl phenyl ether	ND	25000	9400	ug/kg	
95-50-1	1,2-Dichlorobenzene	ND	25000	7900	ug/kg	
541-73-1	1,3-Dichlorobenzene	ND	25000	7400	ug/kg	
106-46-7	1,4-Dichlorobenzene	ND	25000	21000	ug/kg	
121-14-2	2,4-Dinitrotoluene	ND	25000	23000	ug/kg	
606-20-2	2,6-Dinitrotoluene	ND	50000	16000	ug/kg	
91-94-1	3,3'-Dichlorobenzidine	ND	120000	6900	ug/kg	
53-70-3	Dibenzo(a,h)anthracene	ND	25000	6400	ug/kg	
132-64-9	Dibenzofuran	ND	25000	7900	ug/kg	
122-39-4	Diphenylamine	ND	25000	5900	ug/kg	
84-74-2	Di-n-butyl phthalate	8830	25000	5000	ug/kg	J
117-84-0	Di-n-octyl phthalate	ND	25000	6400	ug/kg	
84-66-2	Diethyl phthalate	ND	25000	8400	ug/kg	
131-11-3	Dimethyl phthalate	ND	25000	8900	ug/kg	
117-81-7	bis(2-Ethylhexyl)phthalate	51600	25000	11000	ug/kg	
206-44-0	Fluoranthene	ND	25000	5000	ug/kg	
86-73-7	Fluorene	ND	25000	8900	ug/kg	
118-74-1	Hexachlorobenzene	ND	25000	6400	ug/kg	
87-68-3	Hexachlorobutadiene	ND	25000	9400	ug/kg	
77-47-4	Hexachlorocyclopentadiene	ND	25000	6900	ug/kg	
67-72-1	Hexachloroethane	ND	25000	7900	ug/kg	
193-39-5	Indeno(1,2,3-cd)pyrene	ND	25000	6900	ug/kg	
78-59-1	Isophorone	43700	25000	8400	ug/kg	
90-12-0	1-Methylnaphthalene	ND	25000	7900	ug/kg	
91-57-6	2-Methylnaphthalene	ND	25000	7900	ug/kg	
88-74-4	2-Nitroaniline	ND	25000	5900	ug/kg	
99-09-2	3-Nitroaniline	ND	25000	5900	ug/kg	
100-01-6	4-Nitroaniline	ND	25000	15000	ug/kg	
91-20-3	Naphthalene	ND	25000	8400	ug/kg	
98-95-3	Nitrobenzene	ND	25000	7900	ug/kg	
62-75-9	N-Nitrosodimethylamine	ND	250000	110000	ug/kg	
621-64-7	N-Nitroso-di-n-propylamine	ND	50000	27000	ug/kg	
85-01-8	Phenanthrene	ND	25000	5400	ug/kg	
129-00-0	Pyrene	ND	50000	34000	ug/kg	
110-86-1	Pyridine	ND	99000	11000	ug/kg	
120-82-1	1,2,4-Trichlorobenzene	ND	25000	17000	ug/kg	

ND = Not detected MDL - Method Detection Limit

RL = Reporting Limit

E = Indicates value exceeds calibration range

J = Indicates an estimated value

B = Indicates analyte found in associated method blank

N = Indicates presumptive evidence of a compound

## Report of Analysis

<b>Client Sample ID:</b>	M19-0.5	<b>Date Sampled:</b>	07/20/11
<b>Lab Sample ID:</b>	C17096-6	<b>Date Received:</b>	07/21/11
<b>Matrix:</b>	SO - Soil	<b>Percent Solids:</b>	n/a <sup>a</sup>
<b>Method:</b>	SW846 8270C SW846 3550B		
<b>Project:</b>	Romic Soil Investigation(Romic EPA) - 2081 Bay Road, East Palo Alto, CA		

## ABN Full List

CAS No.	Surrogate Recoveries	Run# 1	Run# 2	Limits
367-12-4	2-Fluorophenol	49%		20-100%
4165-62-2	Phenol-d5	56%		20-100%
118-79-6	2,4,6-Tribromophenol	64%		30-100%
4165-60-0	Nitrobenzene-d5	56%		20-100%
321-60-8	2-Fluorobiphenyl	73%		20-106%
1718-51-0	Terphenyl-d14	90%		55-130%

(a) All results reported on wet weight basis.

(b) Dilution required due to matrix interference; extract was viscous and non-target Hydrocarbons.

ND = Not detected MDL - Method Detection Limit

RL = Reporting Limit

E = Indicates value exceeds calibration range

J = Indicates an estimated value

B = Indicates analyte found in associated method blank

N = Indicates presumptive evidence of a compound

## Report of Analysis

<b>Client Sample ID:</b>	M19-0.5	<b>Date Sampled:</b>	07/20/11
<b>Lab Sample ID:</b>	C17096-6	<b>Date Received:</b>	07/21/11
<b>Matrix:</b>	SO - Soil	<b>Percent Solids:</b>	n/a <sup>a</sup>
<b>Method:</b>	SW846 8015B	<b>Project:</b> Romic Soil Investigation(Romic EPA) - 2081 Bay Road, East Palo Alto, CA	

Run #	File ID	DF	Analyzed	By	Prep Date	Prep Batch	Analytical Batch
Run #1	JK21565.D	1	08/03/11	TT	n/a	n/a	GJK889
Run #2							

Run #	Initial Weight	Final Volume	Methanol Aliquot
Run #1	5.19 g	5.0 ml	50.0 ul
Run #2			

### TPH Volatiles

CAS No.	Compound	Result	RL	MDL	Units	Q
	TPH-GRO (C6-C10)	108	9.6	4.8	mg/kg	
CAS No.	Surrogate Recoveries	Run# 1	Run# 2	Limits		
98-08-8	aaa-Trifluorotoluene	91%		60-157%		

(a) All results reported on wet weight basis.

ND = Not detected      MDL - Method Detection Limit  
 RL = Reporting Limit  
 E = Indicates value exceeds calibration range

J = Indicates an estimated value  
 B = Indicates analyte found in associated method blank  
 N = Indicates presumptive evidence of a compound

## Report of Analysis

<b>Client Sample ID:</b>	M19-0.5	<b>Date Sampled:</b>	07/20/11
<b>Lab Sample ID:</b>	C17096-6	<b>Date Received:</b>	07/21/11
<b>Matrix:</b>	SO - Soil	<b>Percent Solids:</b>	n/a <sup>a</sup>
<b>Method:</b>	SW846 8081A SW846 3545A	<b>Project:</b> Romic Soil Investigation(Romic EPA) - 2081 Bay Road, East Palo Alto, CA	

Run #	File ID	DF	Analyzed	By	Prep Date	Prep Batch	Analytical Batch
Run #1 <sup>b</sup>	OO22852.D	1000	07/28/11	RV	07/22/11	OP4280	G00730
Run #2							

Run #	Initial Weight	Final Volume
Run #1	10.3 g	10.0 ml
Run #2		

## Pesticide PPL List

CAS No.	Compound	Result	RL	MDL	Units	Q
309-00-2	Aldrin	ND	24000	9700	ug/kg	
319-84-6	alpha-BHC	ND	24000	11000	ug/kg	
319-85-7	beta-BHC	ND	24000	3400	ug/kg	
319-86-8	delta-BHC	ND	24000	3400	ug/kg	
58-89-9	gamma-BHC (Lindane)	ND	24000	7300	ug/kg	
12789-03-6	Chlordane	ND	97000	97000	ug/kg	
60-57-1	Dieldrin	ND	24000	2900	ug/kg	
72-54-8	4,4' -DDD	ND	24000	3400	ug/kg	
72-55-9	4,4' -DDE	ND	24000	2900	ug/kg	
50-29-3	4,4' -DDT	ND	24000	2900	ug/kg	
72-20-8	Endrin	ND	24000	2900	ug/kg	
7421-93-4	Endrin aldehyde	ND	24000	5800	ug/kg	
959-98-8	Endosulfan-I	ND	24000	3400	ug/kg	
33213-65-9	Endosulfan-II	ND	24000	3400	ug/kg	
1031-07-8	Endosulfan sulfate	ND	24000	7800	ug/kg	
76-44-8	Heptachlor	ND	24000	5800	ug/kg	
1024-57-3	Heptachlor epoxide	ND	24000	3900	ug/kg	
72-43-5	Methoxychlor	ND	24000	3400	ug/kg	
8001-35-2	Toxaphene	ND	97000	97000	ug/kg	

CAS No.	Surrogate Recoveries	Run# 1	Run# 2	Limits
877-09-8	Tetrachloro-m-xylene	74%		35-132%
877-09-8	Tetrachloro-m-xylene	333% <sup>c</sup>		35-132%
2051-24-3	Decachlorobiphenyl	118%		35-132%
2051-24-3	Decachlorobiphenyl	72%		35-132%

(a) All results reported on wet weight basis.

(b) Reporting limits raised due to high concentration of PCB (Aroclor 1260) and non-target Hydrocarbons.

(c) Outside control limits due to dilution.

ND = Not detected MDL - Method Detection Limit

RL = Reporting Limit

E = Indicates value exceeds calibration range

J = Indicates an estimated value

B = Indicates analyte found in associated method blank

N = Indicates presumptive evidence of a compound

## Report of Analysis

<b>Client Sample ID:</b>	M19-0.5	<b>Date Sampled:</b>	07/20/11
<b>Lab Sample ID:</b>	C17096-6	<b>Date Received:</b>	07/21/11
<b>Matrix:</b>	SO - Soil	<b>Percent Solids:</b>	n/a <sup>a</sup>
<b>Method:</b>	SW846 8082 SW846 3545A	<b>Project:</b> Romic Soil Investigation(Romic EPA) - 2081 Bay Road, East Palo Alto, CA	

Run #	File ID	DF	Analyzed	By	Prep Date	Prep Batch	Analytical Batch
Run #1	PP20378.D	100	07/24/11	RV	07/22/11	OP4281	GPP690
Run #2							

Run #	Initial Weight	Final Volume
Run #1	10.3 g	10.0 ml
Run #2		

## PCB List

CAS No.	Compound	Result	RL	MDL	Units	Q
12674-11-2	Aroclor 1016	ND	9700	1700	ug/kg	
11104-28-2	Aroclor 1221	ND	9700	4900	ug/kg	
11141-16-5	Aroclor 1232	ND	9700	4900	ug/kg	
53469-21-9	Aroclor 1242	ND	9700	4900	ug/kg	
12672-29-6	Aroclor 1248	6720	9700	4900	ug/kg	J
11097-69-1	Aroclor 1254	7850	9700	4900	ug/kg	J
11096-82-5	Aroclor 1260	4220	9700	1900	ug/kg	J

CAS No.	Surrogate Recoveries	Run# 1	Run# 2	Limits
877-09-8	Tetrachloro-m-xylene	73%		45-108%
877-09-8	Tetrachloro-m-xylene	76%		45-108%
2051-24-3	Decachlorobiphenyl	101%		54-121%
2051-24-3	Decachlorobiphenyl	70%		54-121%

(a) All results reported on wet weight basis.

ND = Not detected      MDL - Method Detection Limit  
 RL = Reporting Limit  
 E = Indicates value exceeds calibration range

J = Indicates an estimated value  
 B = Indicates analyte found in associated method blank  
 N = Indicates presumptive evidence of a compound



## Report of Analysis

<b>Client Sample ID:</b> M19-0.5	<b>Date Sampled:</b> 07/20/11
<b>Lab Sample ID:</b> C17096-6	<b>Date Received:</b> 07/21/11
<b>Matrix:</b> SO - Soil	<b>Percent Solids:</b> n/a <sup>a</sup>
<b>Method:</b> SW846 8015B M SW846 3545A	
<b>Project:</b> Romc Soil Investigation(Romc EPA) - 2081 Bay Road, East Palo Alto, CA	

Run #	File ID	DF	Analyzed	By	Prep Date	Prep Batch	Analytical Batch
Run #1	HH15558.D	5	07/27/11	JH	07/22/11	OP4277	GHH531
Run #2							

Run #	Initial Weight	Final Volume
Run #1	10.0 g	10.0 ml
Run #2		

### TPH Extractable w/ Silica Gel Cleanup

CAS No.	Compound	Result	RL	MDL	Units	Q
	TPH (C10-C28)	2240	500	250	mg/kg	
	TPH (> C28-C40)	2220	1000	500	mg/kg	

CAS No.	Surrogate Recoveries	Run# 1	Run# 2	Limits
630-01-3	Hexacosane	100%		45-140%

(a) All results reported on wet weight basis.

ND = Not detected      MDL - Method Detection Limit  
 RL = Reporting Limit  
 E = Indicates value exceeds calibration range

J = Indicates an estimated value  
 B = Indicates analyte found in associated method blank  
 N = Indicates presumptive evidence of a compound

## Report of Analysis

<b>Client Sample ID:</b>	M19-0.5	<b>Date Sampled:</b>	07/20/11
<b>Lab Sample ID:</b>	C17096-6	<b>Date Received:</b>	07/21/11
<b>Matrix:</b>	SO - Soil	<b>Percent Solids:</b>	n/a <sup>a</sup>
<b>Project:</b>	Romic Soil Investigation(Romic EPA) - 2081 Bay Road,East Palo Alto,CA		

## Metals Analysis

Analyte	Result	RL	Units	DF	Prep	Analyzed By	Method	Prep Method
Antimony	30.4	1.8	mg/kg	1	07/22/11	07/27/11	DQ SW846 6010B <sup>3</sup>	SW846 3050B <sup>5</sup>
Arsenic	9.3	1.8	mg/kg	1	07/22/11	07/27/11	DQ SW846 6010B <sup>2</sup>	SW846 3050B <sup>5</sup>
Barium <sup>b</sup>	1370	90	mg/kg	5	07/22/11	07/30/11	RS SW846 6010B <sup>4</sup>	SW846 3050B <sup>5</sup>
Beryllium	< 0.90	0.90	mg/kg	1	07/22/11	07/27/11	DQ SW846 6010B <sup>3</sup>	SW846 3050B <sup>5</sup>
Cadmium <sup>b</sup>	12.5	4.5	mg/kg	5	07/22/11	07/30/11	RS SW846 6010B <sup>4</sup>	SW846 3050B <sup>5</sup>
Chromium	2410	0.90	mg/kg	1	07/22/11	07/27/11	DQ SW846 6010B <sup>2</sup>	SW846 3050B <sup>5</sup>
Cobalt	56.0	0.90	mg/kg	1	07/22/11	07/27/11	DQ SW846 6010B <sup>2</sup>	SW846 3050B <sup>5</sup>
Copper <sup>b</sup>	330	11	mg/kg	5	07/22/11	07/30/11	RS SW846 6010B <sup>4</sup>	SW846 3050B <sup>5</sup>
Lead <sup>b</sup>	16600	9.0	mg/kg	5	07/22/11	07/30/11	RS SW846 6010B <sup>4</sup>	SW846 3050B <sup>5</sup>
Mercury	26.7	2.0	mg/kg	50	07/25/11	07/25/11	PH SW846 7471A <sup>1</sup>	SW846 7471A <sup>6</sup>
Molybdenum	118	1.8	mg/kg	1	07/22/11	07/27/11	DQ SW846 6010B <sup>3</sup>	SW846 3050B <sup>5</sup>
Nickel	36.0	0.90	mg/kg	1	07/22/11	07/27/11	DQ SW846 6010B <sup>2</sup>	SW846 3050B <sup>5</sup>
Selenium	4.9	1.8	mg/kg	1	07/22/11	07/27/11	DQ SW846 6010B <sup>2</sup>	SW846 3050B <sup>5</sup>
Silver	1.6	0.90	mg/kg	1	07/22/11	07/27/11	DQ SW846 6010B <sup>2</sup>	SW846 3050B <sup>5</sup>
Thallium <sup>b</sup>	< 9.0	9.0	mg/kg	5	07/22/11	07/30/11	RS SW846 6010B <sup>4</sup>	SW846 3050B <sup>5</sup>
Vanadium	31.1	0.90	mg/kg	1	07/22/11	07/27/11	DQ SW846 6010B <sup>2</sup>	SW846 3050B <sup>5</sup>
Zinc <sup>b</sup>	6090	9.0	mg/kg	5	07/22/11	07/30/11	RS SW846 6010B <sup>4</sup>	SW846 3050B <sup>5</sup>

- (1) Instrument QC Batch: MA2004  
(2) Instrument QC Batch: MA2008  
(3) Instrument QC Batch: MA2011  
(4) Instrument QC Batch: MA2014  
(5) Prep QC Batch: MP3750  
(6) Prep QC Batch: MP3761

- (a) All results reported on wet weight basis.  
(b) Elevated reporting limit(s) due to matrix interference and/or dilution required for high interfering element.

RL = Reporting Limit

## Report of Analysis

<b>Client Sample ID:</b>	M19-3.0	<b>Date Sampled:</b>	07/20/11
<b>Lab Sample ID:</b>	C17096-7	<b>Date Received:</b>	07/21/11
<b>Matrix:</b>	SO - Soil	<b>Percent Solids:</b>	n/a <sup>a</sup>
<b>Method:</b>	SW846 8260B	<b>Project:</b> Romic Soil Investigation(Romic EPA) - 2081 Bay Road, East Palo Alto, CA	

Run #1	File ID	DF	Analyzed	By	Prep Date	Prep Batch	Analytical Batch
Run #1	M26157.D	1	08/03/11	TN	n/a	n/a	VM833
Run #2							

Run #1	Initial Weight	Final Volume	Methanol Aliquot
Run #1	6.22 g	5.0 ml	100 ul
Run #2			

## VOA 8260 List

CAS No.	Compound	Result	RL	MDL	Units	Q
67-64-1	Acetone	ND	4000	800	ug/kg	
71-43-2	Benzene	ND	200	60	ug/kg	
108-86-1	Bromobenzene	ND	200	60	ug/kg	
74-97-5	Bromochloromethane	ND	200	60	ug/kg	
75-27-4	Bromodichloromethane	ND	200	40	ug/kg	
75-25-2	Bromoform <sup>b</sup>	ND	200	40	ug/kg	
104-51-8	n-Butylbenzene	513	200	60	ug/kg	
135-98-8	sec-Butylbenzene	93.4	200	60	ug/kg	J
98-06-6	tert-Butylbenzene	ND	200	60	ug/kg	
108-90-7	Chlorobenzene	ND	200	60	ug/kg	
75-00-3	Chloroethane	ND	200	60	ug/kg	
67-66-3	Chloroform	ND	200	60	ug/kg	
95-49-8	o-Chlorotoluene	ND	200	60	ug/kg	
106-43-4	p-Chlorotoluene	ND	200	60	ug/kg	
56-23-5	Carbon tetrachloride	ND	200	40	ug/kg	
75-34-3	1,1-Dichloroethane	ND	200	40	ug/kg	
75-35-4	1,1-Dichloroethylene	ND	200	60	ug/kg	
563-58-6	1,1-Dichloropropene	ND	200	60	ug/kg	
96-12-8	1,2-Dibromo-3-chloropropane	ND	200	40	ug/kg	
106-93-4	1,2-Dibromoethane	ND	200	40	ug/kg	
107-06-2	1,2-Dichloroethane	ND	200	60	ug/kg	
78-87-5	1,2-Dichloropropane	ND	200	60	ug/kg	
142-28-9	1,3-Dichloropropane	ND	200	60	ug/kg	
108-20-3	Di-Isopropyl ether	ND	200	60	ug/kg	
594-20-7	2,2-Dichloropropane	ND	200	60	ug/kg	
124-48-1	Dibromochloromethane	ND	200	40	ug/kg	
75-71-8	Dichlorodifluoromethane	ND	200	40	ug/kg	
156-59-2	cis-1,2-Dichloroethylene	ND	200	60	ug/kg	
10061-01-5	cis-1,3-Dichloropropene	ND	200	60	ug/kg	
541-73-1	m-Dichlorobenzene	ND	200	60	ug/kg	
95-50-1	o-Dichlorobenzene	ND	200	60	ug/kg	
106-46-7	p-Dichlorobenzene	ND	200	60	ug/kg	

ND = Not detected MDL - Method Detection Limit

RL = Reporting Limit

E = Indicates value exceeds calibration range

J = Indicates an estimated value

B = Indicates analyte found in associated method blank

N = Indicates presumptive evidence of a compound

## Report of Analysis

<b>Client Sample ID:</b>	M19-3.0	<b>Date Sampled:</b>	07/20/11
<b>Lab Sample ID:</b>	C17096-7	<b>Date Received:</b>	07/21/11
<b>Matrix:</b>	SO - Soil	<b>Percent Solids:</b>	n/a <sup>a</sup>
<b>Method:</b>	SW846 8260B		
<b>Project:</b>	Romic Soil Investigation(Romic EPA) - 2081 Bay Road,East Palo Alto,CA		

## VOA 8260 List

CAS No.	Compound	Result	RL	MDL	Units	Q
156-60-5	trans-1,2-Dichloroethylene	ND	200	60	ug/kg	
10061-02-6	trans-1,3-Dichloropropene	ND	200	60	ug/kg	
100-41-4	Ethylbenzene	804	200	60	ug/kg	
637-92-3	Ethyl tert-Butyl Ether	ND	200	60	ug/kg	
591-78-6	2-Hexanone	ND	1600	200	ug/kg	
87-68-3	Hexachlorobutadiene	ND	200	40	ug/kg	
98-82-8	Isopropylbenzene	103	200	60	ug/kg	J
99-87-6	p-Isopropyltoluene	126	200	60	ug/kg	J
108-10-1	4-Methyl-2-pentanone	ND	1600	600	ug/kg	
74-83-9	Methyl bromide <sup>b</sup>	ND	200	100	ug/kg	
74-87-3	Methyl chloride	ND	200	60	ug/kg	
74-95-3	Methylene bromide	ND	200	100	ug/kg	
75-09-2	Methylene chloride	ND	1000	640	ug/kg	
78-93-3	Methyl ethyl ketone	ND	1600	480	ug/kg	
1634-04-4	Methyl Tert Butyl Ether	ND	200	40	ug/kg	
91-20-3	Naphthalene	2450	200	60	ug/kg	
103-65-1	n-Propylbenzene	240	200	60	ug/kg	
100-42-5	Styrene	ND	200	40	ug/kg	
994-05-8	Tert-Amyl Methyl Ether	ND	200	48	ug/kg	
75-65-0	Tert Butyl Alcohol	ND	1600	400	ug/kg	
630-20-6	1,1,1,2-Tetrachloroethane	ND	200	40	ug/kg	
71-55-6	1,1,1-Trichloroethane	ND	200	60	ug/kg	
79-34-5	1,1,2,2-Tetrachloroethane	ND	200	40	ug/kg	
79-00-5	1,1,2-Trichloroethane	ND	200	40	ug/kg	
87-61-6	1,2,3-Trichlorobenzene	ND	200	60	ug/kg	
96-18-4	1,2,3-Trichloropropane	ND	200	60	ug/kg	
120-82-1	1,2,4-Trichlorobenzene	ND	200	60	ug/kg	
95-63-6	1,2,4-Trimethylbenzene	3110	200	60	ug/kg	
108-67-8	1,3,5-Trimethylbenzene	727	200	60	ug/kg	
127-18-4	Tetrachloroethylene	ND	200	140	ug/kg	
108-88-3	Toluene	173	200	60	ug/kg	J
79-01-6	Trichloroethylene	ND	200	40	ug/kg	
75-69-4	Trichlorofluoromethane	ND	200	48	ug/kg	
75-01-4	Vinyl chloride	ND	200	100	ug/kg	
1330-20-7	Xylene (total)	5370	400	160	ug/kg	

CAS No.	Surrogate Recoveries	Run# 1	Run# 2	Limits
1868-53-7	Dibromofluoromethane	84%		60-130%
2037-26-5	Toluene-D8	105%		60-130%

ND = Not detected MDL - Method Detection Limit

RL = Reporting Limit

E = Indicates value exceeds calibration range

J = Indicates an estimated value

B = Indicates analyte found in associated method blank

N = Indicates presumptive evidence of a compound

## Report of Analysis

<b>Client Sample ID:</b> M19-3.0	
<b>Lab Sample ID:</b> C17096-7	<b>Date Sampled:</b> 07/20/11
<b>Matrix:</b> SO - Soil	<b>Date Received:</b> 07/21/11
<b>Method:</b> SW846 8260B	<b>Percent Solids:</b> n/a <sup>a</sup>
<b>Project:</b> Romic Soil Investigation(Romic EPA) - 2081 Bay Road, East Palo Alto, CA	

**VOA 8260 List**

CAS No.	Surrogate Recoveries	Run# 1	Run# 2	Limits
460-00-4	4-Bromofluorobenzene	100%		60-130%

- (a) All results reported on wet weight basis.
- (b) CCV outside of control limits (biased high); not detected in sample.

ND = Not detected      MDL - Method Detection Limit  
 RL = Reporting Limit  
 E = Indicates value exceeds calibration range

J = Indicates an estimated value  
 B = Indicates analyte found in associated method blank  
 N = Indicates presumptive evidence of a compound

## Report of Analysis

<b>Client Sample ID:</b>	M19-6.0	<b>Date Sampled:</b>	07/20/11
<b>Lab Sample ID:</b>	C17096-8	<b>Date Received:</b>	07/21/11
<b>Matrix:</b>	SO - Soil	<b>Percent Solids:</b>	n/a <sup>a</sup>
<b>Method:</b>	SW846 8260B	<b>Project:</b> Romic Soil Investigation(Romic EPA) - 2081 Bay Road, East Palo Alto, CA	

Run #	File ID	DF	Analyzed	By	Prep Date	Prep Batch	Analytical Batch
Run #1	M26109.D	1	08/01/11	TN	n/a	n/a	VM832
Run #2							

Run #	Initial Weight
Run #1	6.64 g
Run #2	

## VOA 8260 List

CAS No.	Compound	Result	RL	MDL	Units	Q
67-64-1	Acetone	22.6	75	15	ug/kg	J
71-43-2	Benzene	6.4	3.8	1.1	ug/kg	
108-86-1	Bromobenzene	ND	3.8	1.1	ug/kg	
74-97-5	Bromochloromethane	ND	3.8	1.1	ug/kg	
75-27-4	Bromodichloromethane	ND	3.8	0.75	ug/kg	
75-25-2	Bromoform	ND	3.8	0.75	ug/kg	
104-51-8	n-Butylbenzene	ND	3.8	1.1	ug/kg	
135-98-8	sec-Butylbenzene	ND	3.8	1.1	ug/kg	
98-06-6	tert-Butylbenzene	ND	3.8	1.1	ug/kg	
108-90-7	Chlorobenzene	13.9	3.8	1.1	ug/kg	
75-00-3	Chloroethane	1.6	3.8	1.1	ug/kg	J
67-66-3	Chloroform	ND	3.8	1.1	ug/kg	
95-49-8	o-Chlorotoluene	ND	3.8	1.1	ug/kg	
106-43-4	p-Chlorotoluene	ND	3.8	1.1	ug/kg	
56-23-5	Carbon tetrachloride	ND	3.8	0.75	ug/kg	
75-34-3	1,1-Dichloroethane	1.5	3.8	0.75	ug/kg	J
75-35-4	1,1-Dichloroethylene	ND	3.8	1.1	ug/kg	
563-58-6	1,1-Dichloropropene	ND	3.8	1.1	ug/kg	
96-12-8	1,2-Dibromo-3-chloropropane	ND	3.8	0.75	ug/kg	
106-93-4	1,2-Dibromoethane	ND	3.8	0.75	ug/kg	
107-06-2	1,2-Dichloroethane	ND	3.8	1.1	ug/kg	
78-87-5	1,2-Dichloropropane	ND	3.8	1.1	ug/kg	
142-28-9	1,3-Dichloropropane	ND	3.8	1.1	ug/kg	
108-20-3	Di-Isopropyl ether	1.7	3.8	1.1	ug/kg	J
594-20-7	2,2-Dichloropropane	ND	3.8	1.1	ug/kg	
124-48-1	Dibromochloromethane	ND	3.8	0.75	ug/kg	
75-71-8	Dichlorodifluoromethane	ND	3.8	0.75	ug/kg	
156-59-2	cis-1,2-Dichloroethylene	ND	3.8	1.1	ug/kg	
10061-01-5	cis-1,3-Dichloropropene	ND	3.8	1.1	ug/kg	
541-73-1	m-Dichlorobenzene	ND	3.8	1.1	ug/kg	
95-50-1	o-Dichlorobenzene	6.4	3.8	1.1	ug/kg	
106-46-7	p-Dichlorobenzene	ND	3.8	1.1	ug/kg	

ND = Not detected MDL - Method Detection Limit

RL = Reporting Limit

E = Indicates value exceeds calibration range

J = Indicates an estimated value

B = Indicates analyte found in associated method blank

N = Indicates presumptive evidence of a compound

## Report of Analysis

<b>Client Sample ID:</b>	M19-6.0	<b>Date Sampled:</b>	07/20/11
<b>Lab Sample ID:</b>	C17096-8	<b>Date Received:</b>	07/21/11
<b>Matrix:</b>	SO - Soil	<b>Percent Solids:</b>	n/a <sup>a</sup>
<b>Method:</b>	SW846 8260B	<b>Project:</b> Romic Soil Investigation(Romic EPA) - 2081 Bay Road,East Palo Alto,CA	

## VOA 8260 List

CAS No.	Compound	Result	RL	MDL	Units	Q
156-60-5	trans-1,2-Dichloroethylene	ND	3.8	1.1	ug/kg	
10061-02-6	trans-1,3-Dichloropropene	ND	3.8	1.1	ug/kg	
100-41-4	Ethylbenzene	2.3	3.8	1.1	ug/kg	J
637-92-3	Ethyl tert-Butyl Ether	ND	3.8	1.1	ug/kg	
591-78-6	2-Hexanone	ND	30	3.8	ug/kg	
87-68-3	Hexachlorobutadiene	ND	3.8	0.75	ug/kg	
98-82-8	Isopropylbenzene	ND	3.8	1.1	ug/kg	
99-87-6	p-Isopropyltoluene	ND	3.8	1.1	ug/kg	
108-10-1	4-Methyl-2-pentanone	ND	30	11	ug/kg	
74-83-9	Methyl bromide <sup>b</sup>	ND	3.8	1.9	ug/kg	
74-87-3	Methyl chloride	ND	3.8	1.1	ug/kg	
74-95-3	Methylene bromide	ND	3.8	1.9	ug/kg	
75-09-2	Methylene chloride	ND	19	12	ug/kg	
78-93-3	Methyl ethyl ketone	ND	30	9.0	ug/kg	
1634-04-4	Methyl Tert Butyl Ether	ND	3.8	0.75	ug/kg	
91-20-3	Naphthalene	1.6	3.8	1.1	ug/kg	J
103-65-1	n-Propylbenzene	ND	3.8	1.1	ug/kg	
100-42-5	Styrene	ND	3.8	0.75	ug/kg	
994-05-8	Tert-Amyl Methyl Ether	ND	3.8	0.90	ug/kg	
75-65-0	Tert Butyl Alcohol	26.0	30	7.5	ug/kg	J
630-20-6	1,1,1,2-Tetrachloroethane	ND	3.8	0.75	ug/kg	
71-55-6	1,1,1-Trichloroethane	ND	3.8	1.1	ug/kg	
79-34-5	1,1,2,2-Tetrachloroethane	ND	3.8	0.75	ug/kg	
79-00-5	1,1,2-Trichloroethane	ND	3.8	0.75	ug/kg	
87-61-6	1,2,3-Trichlorobenzene	ND	3.8	1.1	ug/kg	
96-18-4	1,2,3-Trichloropropane	ND	3.8	1.1	ug/kg	
120-82-1	1,2,4-Trichlorobenzene	ND	3.8	1.1	ug/kg	
95-63-6	1,2,4-Trimethylbenzene	1.6	3.8	1.1	ug/kg	J
108-67-8	1,3,5-Trimethylbenzene	ND	3.8	1.1	ug/kg	
127-18-4	Tetrachloroethylene	ND	3.8	2.6	ug/kg	
108-88-3	Toluene	4.2	3.8	1.1	ug/kg	
79-01-6	Trichloroethylene	ND	3.8	0.75	ug/kg	
75-69-4	Trichlorofluoromethane <sup>b</sup>	ND	3.8	0.90	ug/kg	
75-01-4	Vinyl chloride	ND	3.8	1.9	ug/kg	
1330-20-7	Xylene (total)	8.8	7.5	3.0	ug/kg	

CAS No.	Surrogate Recoveries	Run# 1	Run# 2	Limits
1868-53-7	Dibromofluoromethane	88%		60-130%
2037-26-5	Toluene-D8	89%		60-130%

ND = Not detected MDL - Method Detection Limit

RL = Reporting Limit

E = Indicates value exceeds calibration range

J = Indicates an estimated value

B = Indicates analyte found in associated method blank

N = Indicates presumptive evidence of a compound

**Report of Analysis**

<b>Client Sample ID:</b>	M19-6.0	<b>Date Sampled:</b>	07/20/11
<b>Lab Sample ID:</b>	C17096-8	<b>Date Received:</b>	07/21/11
<b>Matrix:</b>	SO - Soil	<b>Percent Solids:</b>	n/a <sup>a</sup>
<b>Method:</b>	SW846 8260B		
<b>Project:</b>	Romic Soil Investigation(Romic EPA) - 2081 Bay Road, East Palo Alto, CA		

**VOA 8260 List**

CAS No.	Surrogate Recoveries	Run# 1	Run# 2	Limits
460-00-4	4-Bromofluorobenzene	102%		60-130%

(a) All results reported on wet weight basis.

(b) CCV outside of control limits (biased high); not detected in sample.

ND = Not detected      MDL - Method Detection Limit  
 RL = Reporting Limit  
 E = Indicates value exceeds calibration range

J = Indicates an estimated value  
 B = Indicates analyte found in associated method blank  
 N = Indicates presumptive evidence of a compound



## Report of Analysis

<b>Client Sample ID:</b>	N20-0.5	<b>Date Sampled:</b>	07/20/11
<b>Lab Sample ID:</b>	C17096-9	<b>Date Received:</b>	07/21/11
<b>Matrix:</b>	SO - Soil	<b>Percent Solids:</b>	n/a <sup>a</sup>
<b>Method:</b>	SW846 8260B	<b>Project:</b> Romic Soil Investigation(Romic EPA) - 2081 Bay Road, East Palo Alto, CA	

Run #	File ID	DF	Analyzed	By	Prep Date	Prep Batch	Analytical Batch
Run #1	M26158.D	1	08/03/11	TN	n/a	n/a	VM833
Run #2							

Run #	Initial Weight	Final Volume	Methanol Aliquot
Run #1	6.60 g	5.0 ml	1.0 ul
Run #2			

## VOA 8260 List

CAS No.	Compound	Result	RL	MDL	Units	Q
67-64-1	Acetone	ND	380000	76000	ug/kg	
71-43-2	Benzene	ND	19000	5700	ug/kg	
108-86-1	Bromobenzene	ND	19000	5700	ug/kg	
74-97-5	Bromochloromethane	ND	19000	5700	ug/kg	
75-27-4	Bromodichloromethane	ND	19000	3800	ug/kg	
75-25-2	Bromoform <sup>b</sup>	ND	19000	3800	ug/kg	
104-51-8	n-Butylbenzene	ND	19000	5700	ug/kg	
135-98-8	sec-Butylbenzene	ND	19000	5700	ug/kg	
98-06-6	tert-Butylbenzene	ND	19000	5700	ug/kg	
108-90-7	Chlorobenzene	ND	19000	5700	ug/kg	
75-00-3	Chloroethane	ND	19000	5700	ug/kg	
67-66-3	Chloroform	ND	19000	5700	ug/kg	
95-49-8	o-Chlorotoluene	ND	19000	5700	ug/kg	
106-43-4	p-Chlorotoluene	ND	19000	5700	ug/kg	
56-23-5	Carbon tetrachloride	ND	19000	3800	ug/kg	
75-34-3	1,1-Dichloroethane	4570	19000	3800	ug/kg	J
75-35-4	1,1-Dichloroethylene	ND	19000	5700	ug/kg	
563-58-6	1,1-Dichloropropene	ND	19000	5700	ug/kg	
96-12-8	1,2-Dibromo-3-chloropropane	ND	19000	3800	ug/kg	
106-93-4	1,2-Dibromoethane	ND	19000	3800	ug/kg	
107-06-2	1,2-Dichloroethane	ND	19000	5700	ug/kg	
78-87-5	1,2-Dichloropropane	ND	19000	5700	ug/kg	
142-28-9	1,3-Dichloropropane	ND	19000	5700	ug/kg	
108-20-3	Di-Isopropyl ether	ND	19000	5700	ug/kg	
594-20-7	2,2-Dichloropropane	ND	19000	5700	ug/kg	
124-48-1	Dibromochloromethane	ND	19000	3800	ug/kg	
75-71-8	Dichlorodifluoromethane	ND	19000	3800	ug/kg	
156-59-2	cis-1,2-Dichloroethylene	ND	19000	5700	ug/kg	
10061-01-5	cis-1,3-Dichloropropene	ND	19000	5700	ug/kg	
541-73-1	m-Dichlorobenzene	ND	19000	5700	ug/kg	
95-50-1	o-Dichlorobenzene	ND	19000	5700	ug/kg	
106-46-7	p-Dichlorobenzene	ND	19000	5700	ug/kg	

ND = Not detected MDL - Method Detection Limit

J = Indicates an estimated value

RL = Reporting Limit

B = Indicates analyte found in associated method blank

E = Indicates value exceeds calibration range

N = Indicates presumptive evidence of a compound

## Report of Analysis

<b>Client Sample ID:</b>	N20-0.5	<b>Date Sampled:</b>	07/20/11
<b>Lab Sample ID:</b>	C17096-9	<b>Date Received:</b>	07/21/11
<b>Matrix:</b>	SO - Soil	<b>Percent Solids:</b>	n/a <sup>a</sup>
<b>Method:</b>	SW846 8260B	<b>Project:</b> Romic Soil Investigation(Romic EPA) - 2081 Bay Road,East Palo Alto,CA	

## VOA 8260 List

CAS No.	Compound	Result	RL	MDL	Units	Q
156-60-5	trans-1,2-Dichloroethylene	ND	19000	5700	ug/kg	
10061-02-6	trans-1,3-Dichloropropene	ND	19000	5700	ug/kg	
100-41-4	Ethylbenzene	9750	19000	5700	ug/kg	J
637-92-3	Ethyl tert-Butyl Ether	ND	19000	5700	ug/kg	
591-78-6	2-Hexanone	ND	150000	19000	ug/kg	
87-68-3	Hexachlorobutadiene	ND	19000	3800	ug/kg	
98-82-8	Isopropylbenzene	ND	19000	5700	ug/kg	
99-87-6	p-Isopropyltoluene	ND	19000	5700	ug/kg	
108-10-1	4-Methyl-2-pentanone	ND	150000	57000	ug/kg	
74-83-9	Methyl bromide <sup>b</sup>	ND	19000	9500	ug/kg	
74-87-3	Methyl chloride	ND	19000	5700	ug/kg	
74-95-3	Methylene bromide	ND	19000	9500	ug/kg	
75-09-2	Methylene chloride	ND	95000	61000	ug/kg	
78-93-3	Methyl ethyl ketone	ND	150000	45000	ug/kg	
1634-04-4	Methyl Tert Butyl Ether	ND	19000	3800	ug/kg	
91-20-3	Naphthalene	ND	19000	5700	ug/kg	
103-65-1	n-Propylbenzene	ND	19000	5700	ug/kg	
100-42-5	Styrene	ND	19000	3800	ug/kg	
994-05-8	Tert-Amyl Methyl Ether	ND	19000	4500	ug/kg	
75-65-0	Tert Butyl Alcohol	ND	150000	38000	ug/kg	
630-20-6	1,1,1,2-Tetrachloroethane	ND	19000	3800	ug/kg	
71-55-6	1,1,1-Trichloroethane	172000	19000	5700	ug/kg	
79-34-5	1,1,2,2-Tetrachloroethane	ND	19000	3800	ug/kg	
79-00-5	1,1,2-Trichloroethane	ND	19000	3800	ug/kg	
87-61-6	1,2,3-Trichlorobenzene	ND	19000	5700	ug/kg	
96-18-4	1,2,3-Trichloropropane	ND	19000	5700	ug/kg	
120-82-1	1,2,4-Trichlorobenzene	ND	19000	5700	ug/kg	
95-63-6	1,2,4-Trimethylbenzene	ND	19000	5700	ug/kg	
108-67-8	1,3,5-Trimethylbenzene	ND	19000	5700	ug/kg	
127-18-4	Tetrachloroethylene	378000	19000	13000	ug/kg	
108-88-3	Toluene	97500	19000	5700	ug/kg	
79-01-6	Trichloroethylene	207000	19000	3800	ug/kg	
75-69-4	Trichlorofluoromethane	ND	19000	4500	ug/kg	
75-01-4	Vinyl chloride	ND	19000	9500	ug/kg	
1330-20-7	Xylene (total)	43400	38000	15000	ug/kg	

CAS No.	Surrogate Recoveries	Run# 1	Run# 2	Limits
1868-53-7	Dibromofluoromethane	87%		60-130%
2037-26-5	Toluene-D8	104%		60-130%

ND = Not detected MDL - Method Detection Limit

RL = Reporting Limit

E = Indicates value exceeds calibration range

J = Indicates an estimated value

B = Indicates analyte found in associated method blank

N = Indicates presumptive evidence of a compound

**Report of Analysis**

<b>Client Sample ID:</b>	N20-0.5	<b>Date Sampled:</b>	07/20/11
<b>Lab Sample ID:</b>	C17096-9	<b>Date Received:</b>	07/21/11
<b>Matrix:</b>	SO - Soil	<b>Percent Solids:</b>	n/a <sup>a</sup>
<b>Method:</b>	SW846 8260B	<b>Project:</b> Romic Soil Investigation(Romic EPA) - 2081 Bay Road, East Palo Alto, CA	

**VOA 8260 List**

CAS No.	Surrogate Recoveries	Run# 1	Run# 2	Limits
460-00-4	4-Bromofluorobenzene	99%		60-130%

(a) All results reported on wet weight basis.

(b) CCV outside of control limits (biased high); not detected in sample.

ND = Not detected      MDL - Method Detection Limit  
 RL = Reporting Limit  
 E = Indicates value exceeds calibration range

J = Indicates an estimated value  
 B = Indicates analyte found in associated method blank  
 N = Indicates presumptive evidence of a compound

## Report of Analysis

Page 1 of 3

<b>Client Sample ID:</b>	N20-3.0	<b>Date Sampled:</b>	07/20/11
<b>Lab Sample ID:</b>	C17096-10	<b>Date Received:</b>	07/21/11
<b>Matrix:</b>	SO - Soil	<b>Percent Solids:</b>	n/a <sup>a</sup>
<b>Method:</b>	SW846 8260B	<b>Project:</b> Romic Soil Investigation(Romic EPA) - 2081 Bay Road, East Palo Alto, CA	

Run #	File ID	DF	Analyzed	By	Prep Date	Prep Batch	Analytical Batch
Run #1	M26110.D	1	08/01/11	TN	n/a	n/a	VM832
Run #2							

Run #	Initial Weight
Run #1	6.41 g
Run #2	

## VOA 8260 List

CAS No.	Compound	Result	RL	MDL	Units	Q
67-64-1	Acetone	38.1	78	16	ug/kg	J
71-43-2	Benzene	6.8	3.9	1.2	ug/kg	
108-86-1	Bromobenzene	ND	3.9	1.2	ug/kg	
74-97-5	Bromochloromethane	ND	3.9	1.2	ug/kg	
75-27-4	Bromodichloromethane	ND	3.9	0.78	ug/kg	
75-25-2	Bromoform	ND	3.9	0.78	ug/kg	
104-51-8	n-Butylbenzene	ND	3.9	1.2	ug/kg	
135-98-8	sec-Butylbenzene	ND	3.9	1.2	ug/kg	
98-06-6	tert-Butylbenzene	ND	3.9	1.2	ug/kg	
108-90-7	Chlorobenzene	4.0	3.9	1.2	ug/kg	
75-00-3	Chloroethane	3.9	3.9	1.2	ug/kg	
67-66-3	Chloroform	1.6	3.9	1.2	ug/kg	J
95-49-8	o-Chlorotoluene	ND	3.9	1.2	ug/kg	
106-43-4	p-Chlorotoluene	ND	3.9	1.2	ug/kg	
56-23-5	Carbon tetrachloride	ND	3.9	0.78	ug/kg	
75-34-3	1,1-Dichloroethane	11.7	3.9	0.78	ug/kg	
75-35-4	1,1-Dichloroethylene	2.0	3.9	1.2	ug/kg	J
563-58-6	1,1-Dichloropropene	ND	3.9	1.2	ug/kg	
96-12-8	1,2-Dibromo-3-chloropropane	ND	3.9	0.78	ug/kg	
106-93-4	1,2-Dibromoethane	ND	3.9	0.78	ug/kg	
107-06-2	1,2-Dichloroethane	ND	3.9	1.2	ug/kg	
78-87-5	1,2-Dichloropropane	ND	3.9	1.2	ug/kg	
142-28-9	1,3-Dichloropropane	ND	3.9	1.2	ug/kg	
108-20-3	Di-Isopropyl ether	ND	3.9	1.2	ug/kg	
594-20-7	2,2-Dichloropropane	ND	3.9	1.2	ug/kg	
124-48-1	Dibromochloromethane	ND	3.9	0.78	ug/kg	
75-71-8	Dichlorodifluoromethane	ND	3.9	0.78	ug/kg	
156-59-2	cis-1,2-Dichloroethylene	3.5	3.9	1.2	ug/kg	J
10061-01-5	cis-1,3-Dichloropropene	ND	3.9	1.2	ug/kg	
541-73-1	m-Dichlorobenzene	ND	3.9	1.2	ug/kg	
95-50-1	o-Dichlorobenzene	ND	3.9	1.2	ug/kg	
106-46-7	p-Dichlorobenzene	ND	3.9	1.2	ug/kg	

ND = Not detected MDL - Method Detection Limit

RL = Reporting Limit

E = Indicates value exceeds calibration range

J = Indicates an estimated value

B = Indicates analyte found in associated method blank

N = Indicates presumptive evidence of a compound

## Report of Analysis

<b>Client Sample ID:</b>	N20-3.0	<b>Date Sampled:</b>	07/20/11
<b>Lab Sample ID:</b>	C17096-10	<b>Date Received:</b>	07/21/11
<b>Matrix:</b>	SO - Soil	<b>Percent Solids:</b>	n/a <sup>a</sup>
<b>Method:</b>	SW846 8260B	<b>Project:</b> Romic Soil Investigation(Romic EPA) - 2081 Bay Road,East Palo Alto,CA	

## VOA 8260 List

CAS No.	Compound	Result	RL	MDL	Units	Q
156-60-5	trans-1,2-Dichloroethylene	4.5	3.9	1.2	ug/kg	
10061-02-6	trans-1,3-Dichloropropene	ND	3.9	1.2	ug/kg	
100-41-4	Ethylbenzene	28.6	3.9	1.2	ug/kg	
637-92-3	Ethyl tert-Butyl Ether	ND	3.9	1.2	ug/kg	
591-78-6	2-Hexanone	ND	31	3.9	ug/kg	
87-68-3	Hexachlorobutadiene	ND	3.9	0.78	ug/kg	
98-82-8	Isopropylbenzene	ND	3.9	1.2	ug/kg	
99-87-6	p-Isopropyltoluene	ND	3.9	1.2	ug/kg	
108-10-1	4-Methyl-2-pentanone	12.2	31	12	ug/kg	J
74-83-9	Methyl bromide <sup>b</sup>	ND	3.9	2.0	ug/kg	
74-87-3	Methyl chloride	ND	3.9	1.2	ug/kg	
74-95-3	Methylene bromide	ND	3.9	2.0	ug/kg	
75-09-2	Methylene chloride	41.2	20	12	ug/kg	
78-93-3	Methyl ethyl ketone	11.4	31	9.4	ug/kg	J
1634-04-4	Methyl Tert Butyl Ether	1.8	3.9	0.78	ug/kg	J
91-20-3	Naphthalene	ND	3.9	1.2	ug/kg	
103-65-1	n-Propylbenzene	ND	3.9	1.2	ug/kg	
100-42-5	Styrene	ND	3.9	0.78	ug/kg	
994-05-8	Tert-Amyl Methyl Ether	ND	3.9	0.94	ug/kg	
75-65-0	Tert Butyl Alcohol	123	31	7.8	ug/kg	
630-20-6	1,1,1,2-Tetrachloroethane	ND	3.9	0.78	ug/kg	
71-55-6	1,1,1-Trichloroethane	48.2	3.9	1.2	ug/kg	
79-34-5	1,1,2,2-Tetrachloroethane	ND	3.9	0.78	ug/kg	
79-00-5	1,1,2-Trichloroethane	ND	3.9	0.78	ug/kg	
87-61-6	1,2,3-Trichlorobenzene	ND	3.9	1.2	ug/kg	
96-18-4	1,2,3-Trichloropropane	ND	3.9	1.2	ug/kg	
120-82-1	1,2,4-Trichlorobenzene	ND	3.9	1.2	ug/kg	
95-63-6	1,2,4-Trimethylbenzene	3.0	3.9	1.2	ug/kg	J
108-67-8	1,3,5-Trimethylbenzene	ND	3.9	1.2	ug/kg	
127-18-4	Tetrachloroethylene	71.4	3.9	2.7	ug/kg	
108-88-3	Toluene	113	3.9	1.2	ug/kg	
79-01-6	Trichloroethylene	50.9	3.9	0.78	ug/kg	
75-69-4	Trichlorofluoromethane <sup>b</sup>	ND	3.9	0.94	ug/kg	
75-01-4	Vinyl chloride	ND	3.9	2.0	ug/kg	
1330-20-7	Xylene (total)	69.2	7.8	3.1	ug/kg	

CAS No.	Surrogate Recoveries	Run# 1	Run# 2	Limits
1868-53-7	Dibromofluoromethane	81%		60-130%
2037-26-5	Toluene-D8	90%		60-130%

ND = Not detected MDL - Method Detection Limit

RL = Reporting Limit

E = Indicates value exceeds calibration range

J = Indicates an estimated value

B = Indicates analyte found in associated method blank

N = Indicates presumptive evidence of a compound

**Report of Analysis**

<b>Client Sample ID:</b>	N20-3.0	<b>Date Sampled:</b>	07/20/11
<b>Lab Sample ID:</b>	C17096-10	<b>Date Received:</b>	07/21/11
<b>Matrix:</b>	SO - Soil	<b>Percent Solids:</b>	n/a <sup>a</sup>
<b>Method:</b>	SW846 8260B		
<b>Project:</b>	Romic Soil Investigation(Romic EPA) - 2081 Bay Road, East Palo Alto, CA		

**VOA 8260 List**

CAS No.	Surrogate Recoveries	Run# 1	Run# 2	Limits
460-00-4	4-Bromofluorobenzene	96%		60-130%

(a) All results reported on wet weight basis.

(b) CCV outside of control limits (biased high); not detected in sample.

ND = Not detected      MDL - Method Detection Limit  
 RL = Reporting Limit  
 E = Indicates value exceeds calibration range

J = Indicates an estimated value  
 B = Indicates analyte found in associated method blank  
 N = Indicates presumptive evidence of a compound

## Report of Analysis

<b>Client Sample ID:</b>	N20-6.0	<b>Date Sampled:</b>	07/20/11
<b>Lab Sample ID:</b>	C17096-11	<b>Date Received:</b>	07/21/11
<b>Matrix:</b>	SO - Soil	<b>Percent Solids:</b>	n/a <sup>a</sup>
<b>Method:</b>	SW846 8260B	<b>Project:</b> Romic Soil Investigation(Romic EPA) - 2081 Bay Road, East Palo Alto, CA	

Run #	File ID	DF	Analyzed	By	Prep Date	Prep Batch	Analytical Batch
Run #1	M26111.D	1	08/01/11	TN	n/a	n/a	VM832
Run #2							

Run #	Initial Weight
Run #1	6.63 g
Run #2	

## VOA 8260 List

CAS No.	Compound	Result	RL	MDL	Units	Q
67-64-1	Acetone	16.5	75	15	ug/kg	J
71-43-2	Benzene	4.0	3.8	1.1	ug/kg	
108-86-1	Bromobenzene	ND	3.8	1.1	ug/kg	
74-97-5	Bromochloromethane	ND	3.8	1.1	ug/kg	
75-27-4	Bromodichloromethane	ND	3.8	0.75	ug/kg	
75-25-2	Bromoform	ND	3.8	0.75	ug/kg	
104-51-8	n-Butylbenzene	ND	3.8	1.1	ug/kg	
135-98-8	sec-Butylbenzene	ND	3.8	1.1	ug/kg	
98-06-6	tert-Butylbenzene	ND	3.8	1.1	ug/kg	
108-90-7	Chlorobenzene	6.5	3.8	1.1	ug/kg	
75-00-3	Chloroethane	2.8	3.8	1.1	ug/kg	J
67-66-3	Chloroform	ND	3.8	1.1	ug/kg	
95-49-8	o-Chlorotoluene	ND	3.8	1.1	ug/kg	
106-43-4	p-Chlorotoluene	ND	3.8	1.1	ug/kg	
56-23-5	Carbon tetrachloride	ND	3.8	0.75	ug/kg	
75-34-3	1,1-Dichloroethane	1.0	3.8	0.75	ug/kg	J
75-35-4	1,1-Dichloroethylene	ND	3.8	1.1	ug/kg	
563-58-6	1,1-Dichloropropene	ND	3.8	1.1	ug/kg	
96-12-8	1,2-Dibromo-3-chloropropane	ND	3.8	0.75	ug/kg	
106-93-4	1,2-Dibromoethane	ND	3.8	0.75	ug/kg	
107-06-2	1,2-Dichloroethane	ND	3.8	1.1	ug/kg	
78-87-5	1,2-Dichloropropane	ND	3.8	1.1	ug/kg	
142-28-9	1,3-Dichloropropane	ND	3.8	1.1	ug/kg	
108-20-3	Di-Isopropyl ether	ND	3.8	1.1	ug/kg	
594-20-7	2,2-Dichloropropane	ND	3.8	1.1	ug/kg	
124-48-1	Dibromochloromethane	ND	3.8	0.75	ug/kg	
75-71-8	Dichlorodifluoromethane	ND	3.8	0.75	ug/kg	
156-59-2	cis-1,2-Dichloroethylene	ND	3.8	1.1	ug/kg	
10061-01-5	cis-1,3-Dichloropropene	ND	3.8	1.1	ug/kg	
541-73-1	m-Dichlorobenzene	ND	3.8	1.1	ug/kg	
95-50-1	o-Dichlorobenzene	3.2	3.8	1.1	ug/kg	J
106-46-7	p-Dichlorobenzene	ND	3.8	1.1	ug/kg	

ND = Not detected MDL - Method Detection Limit

RL = Reporting Limit

E = Indicates value exceeds calibration range

J = Indicates an estimated value

B = Indicates analyte found in associated method blank

N = Indicates presumptive evidence of a compound

## Report of Analysis

<b>Client Sample ID:</b>	N20-6.0	<b>Date Sampled:</b>	07/20/11
<b>Lab Sample ID:</b>	C17096-11	<b>Date Received:</b>	07/21/11
<b>Matrix:</b>	SO - Soil	<b>Percent Solids:</b>	n/a <sup>a</sup>
<b>Method:</b>	SW846 8260B	<b>Project:</b> Romic Soil Investigation(Romic EPA) - 2081 Bay Road,East Palo Alto,CA	

## VOA 8260 List

CAS No.	Compound	Result	RL	MDL	Units	Q
156-60-5	trans-1,2-Dichloroethylene	2.4	3.8	1.1	ug/kg	J
10061-02-6	trans-1,3-Dichloropropene	ND	3.8	1.1	ug/kg	
100-41-4	Ethylbenzene	46.1	3.8	1.1	ug/kg	
637-92-3	Ethyl tert-Butyl Ether	ND	3.8	1.1	ug/kg	
591-78-6	2-Hexanone	ND	30	3.8	ug/kg	
87-68-3	Hexachlorobutadiene	ND	3.8	0.75	ug/kg	
98-82-8	Isopropylbenzene	1.9	3.8	1.1	ug/kg	J
99-87-6	p-Isopropyltoluene	ND	3.8	1.1	ug/kg	
108-10-1	4-Methyl-2-pentanone	ND	30	11	ug/kg	
74-83-9	Methyl bromide <sup>b</sup>	ND	3.8	1.9	ug/kg	
74-87-3	Methyl chloride	ND	3.8	1.1	ug/kg	
74-95-3	Methylene bromide	ND	3.8	1.9	ug/kg	
75-09-2	Methylene chloride	ND	19	12	ug/kg	
78-93-3	Methyl ethyl ketone	ND	30	9.0	ug/kg	
1634-04-4	Methyl Tert Butyl Ether	0.77	3.8	0.75	ug/kg	J
91-20-3	Naphthalene	2.3	3.8	1.1	ug/kg	J
103-65-1	n-Propylbenzene	2.0	3.8	1.1	ug/kg	J
100-42-5	Styrene	1.8	3.8	0.75	ug/kg	J
994-05-8	Tert-Amyl Methyl Ether	ND	3.8	0.90	ug/kg	
75-65-0	Tert Butyl Alcohol	50.6	30	7.5	ug/kg	
630-20-6	1,1,1,2-Tetrachloroethane	ND	3.8	0.75	ug/kg	
71-55-6	1,1,1-Trichloroethane	2.1	3.8	1.1	ug/kg	J
79-34-5	1,1,2,2-Tetrachloroethane	ND	3.8	0.75	ug/kg	
79-00-5	1,1,2-Trichloroethane	ND	3.8	0.75	ug/kg	
87-61-6	1,2,3-Trichlorobenzene	ND	3.8	1.1	ug/kg	
96-18-4	1,2,3-Trichloropropane	ND	3.8	1.1	ug/kg	
120-82-1	1,2,4-Trichlorobenzene	ND	3.8	1.1	ug/kg	
95-63-6	1,2,4-Trimethylbenzene	24.0	3.8	1.1	ug/kg	
108-67-8	1,3,5-Trimethylbenzene	3.7	3.8	1.1	ug/kg	J
127-18-4	Tetrachloroethylene	4.3	3.8	2.6	ug/kg	
108-88-3	Toluene	35.7	3.8	1.1	ug/kg	
79-01-6	Trichloroethylene	2.5	3.8	0.75	ug/kg	J
75-69-4	Trichlorofluoromethane <sup>b</sup>	ND	3.8	0.90	ug/kg	
75-01-4	Vinyl chloride	2.2	3.8	1.9	ug/kg	J
1330-20-7	Xylene (total)	121	7.5	3.0	ug/kg	

CAS No.	Surrogate Recoveries	Run# 1	Run# 2	Limits
1868-53-7	Dibromofluoromethane	85%		60-130%
2037-26-5	Toluene-D8	88%		60-130%

ND = Not detected MDL - Method Detection Limit

RL = Reporting Limit

E = Indicates value exceeds calibration range

J = Indicates an estimated value

B = Indicates analyte found in associated method blank

N = Indicates presumptive evidence of a compound



**Report of Analysis**

<b>Client Sample ID:</b>	N20-6.0	<b>Date Sampled:</b>	07/20/11
<b>Lab Sample ID:</b>	C17096-11	<b>Date Received:</b>	07/21/11
<b>Matrix:</b>	SO - Soil	<b>Percent Solids:</b>	n/a <sup>a</sup>
<b>Method:</b>	SW846 8260B	<b>Project:</b> Romic Soil Investigation(Romic EPA) - 2081 Bay Road, East Palo Alto, CA	

**VOA 8260 List**

CAS No.	Surrogate Recoveries	Run# 1	Run# 2	Limits
460-00-4	4-Bromofluorobenzene	102%		60-130%

(a) All results reported on wet weight basis.

(b) CCV outside of control limits (biased high); not detected in sample.

ND = Not detected      MDL - Method Detection Limit  
 RL = Reporting Limit  
 E = Indicates value exceeds calibration range

J = Indicates an estimated value  
 B = Indicates analyte found in associated method blank  
 N = Indicates presumptive evidence of a compound

## Report of Analysis

<b>Client Sample ID:</b>	N21-1.0	<b>Date Sampled:</b>	07/20/11
<b>Lab Sample ID:</b>	C17096-12	<b>Date Received:</b>	07/21/11
<b>Matrix:</b>	SO - Soil	<b>Percent Solids:</b>	n/a <sup>a</sup>
<b>Method:</b>	SW846 8260B	<b>Project:</b> Romic Soil Investigation(Romic EPA) - 2081 Bay Road, East Palo Alto, CA	

Run #	File ID	DF	Analyzed	By	Prep Date	Prep Batch	Analytical Batch
Run #1	M26159.D	1	08/03/11	TN	n/a	n/a	VM833
Run #2	M26190.D	1	08/03/11	TN	n/a	n/a	VM834

Run #	Initial Weight	Final Volume	Methanol Aliquot
Run #1	5.43 g	5.0 ml	10.0 ul
Run #2	5.43 g	5.0 ml	1.0 ul

## VOA 8260 List

CAS No.	Compound	Result	RL	MDL	Units	Q
67-64-1	Acetone	ND	46000	9200	ug/kg	
71-43-2	Benzene	ND	2300	690	ug/kg	
108-86-1	Bromobenzene	ND	2300	690	ug/kg	
74-97-5	Bromochloromethane	ND	2300	690	ug/kg	
75-27-4	Bromodichloromethane	ND	2300	460	ug/kg	
75-25-2	Bromoform	ND	2300	460	ug/kg	
104-51-8	n-Butylbenzene	ND	2300	690	ug/kg	
135-98-8	sec-Butylbenzene	ND	2300	690	ug/kg	
98-06-6	tert-Butylbenzene	ND	2300	690	ug/kg	
108-90-7	Chlorobenzene	ND	2300	690	ug/kg	
75-00-3	Chloroethane	ND	2300	690	ug/kg	
67-66-3	Chloroform	3680	2300	690	ug/kg	
95-49-8	o-Chlorotoluene	ND	2300	690	ug/kg	
106-43-4	p-Chlorotoluene	ND	2300	690	ug/kg	
56-23-5	Carbon tetrachloride	ND	2300	460	ug/kg	
75-34-3	1,1-Dichloroethane	11100	2300	460	ug/kg	
75-35-4	1,1-Dichloroethylene	3340	2300	690	ug/kg	
563-58-6	1,1-Dichloropropene	ND	2300	690	ug/kg	
96-12-8	1,2-Dibromo-3-chloropropane	ND	2300	460	ug/kg	
106-93-4	1,2-Dibromoethane	ND	2300	460	ug/kg	
107-06-2	1,2-Dichloroethane	ND	2300	690	ug/kg	
78-87-5	1,2-Dichloropropane	ND	2300	690	ug/kg	
142-28-9	1,3-Dichloropropane	ND	2300	690	ug/kg	
108-20-3	Di-Isopropyl ether	ND	2300	690	ug/kg	
594-20-7	2,2-Dichloropropane	ND	2300	690	ug/kg	
124-48-1	Dibromochloromethane	ND	2300	460	ug/kg	
75-71-8	Dichlorodifluoromethane	ND	2300	460	ug/kg	
156-59-2	cis-1,2-Dichloroethylene	4040	2300	690	ug/kg	
10061-01-5	cis-1,3-Dichloropropene	ND	2300	690	ug/kg	
541-73-1	m-Dichlorobenzene	ND	2300	690	ug/kg	
95-50-1	o-Dichlorobenzene	ND	2300	690	ug/kg	
106-46-7	p-Dichlorobenzene	ND	2300	690	ug/kg	

ND = Not detected MDL - Method Detection Limit

RL = Reporting Limit

E = Indicates value exceeds calibration range

J = Indicates an estimated value

B = Indicates analyte found in associated method blank

N = Indicates presumptive evidence of a compound

## Report of Analysis

<b>Client Sample ID:</b>	N21-1.0	<b>Date Sampled:</b>	07/20/11
<b>Lab Sample ID:</b>	C17096-12	<b>Date Received:</b>	07/21/11
<b>Matrix:</b>	SO - Soil	<b>Percent Solids:</b>	n/a <sup>a</sup>
<b>Method:</b>	SW846 8260B	<b>Project:</b> Romc Soil Investigation(Romc EPA) - 2081 Bay Road,East Palo Alto,CA	

## VOA 8260 List

CAS No.	Compound	Result	RL	MDL	Units	Q
156-60-5	trans-1,2-Dichloroethylene	769	2300	690	ug/kg	J
10061-02-6	trans-1,3-Dichloropropene	ND	2300	690	ug/kg	
100-41-4	Ethylbenzene	44700	2300	690	ug/kg	
637-92-3	Ethyl tert-Butyl Ether	ND	2300	690	ug/kg	
591-78-6	2-Hexanone	ND	18000	2300	ug/kg	
87-68-3	Hexachlorobutadiene	ND	2300	460	ug/kg	
98-82-8	Isopropylbenzene	ND	2300	690	ug/kg	
99-87-6	p-Isopropyltoluene	ND	2300	690	ug/kg	
108-10-1	4-Methyl-2-pentanone	121000	18000	6900	ug/kg	
74-83-9	Methyl bromide	ND	2300	1200	ug/kg	
74-87-3	Methyl chloride	ND	2300	690	ug/kg	
74-95-3	Methylene bromide	ND	2300	1200	ug/kg	
75-09-2	Methylene chloride	422000 <sup>b</sup>	120000	74000	ug/kg	
78-93-3	Methyl ethyl ketone	13500	18000	5500	ug/kg	J
1634-04-4	Methyl Tert Butyl Ether	ND	2300	460	ug/kg	
91-20-3	Naphthalene	947	2300	690	ug/kg	J
103-65-1	n-Propylbenzene	ND	2300	690	ug/kg	
100-42-5	Styrene	ND	2300	460	ug/kg	
994-05-8	Tert-Amyl Methyl Ether	ND	2300	550	ug/kg	
75-65-0	Tert Butyl Alcohol	ND	18000	4600	ug/kg	
630-20-6	1,1,1,2-Tetrachloroethane	ND	2300	460	ug/kg	
71-55-6	1,1,1-Trichloroethane	307000 <sup>b</sup>	23000	6900	ug/kg	
79-34-5	1,1,2,2-Tetrachloroethane	1320	2300	460	ug/kg	J
79-00-5	1,1,2-Trichloroethane	ND	2300	460	ug/kg	
87-61-6	1,2,3-Trichlorobenzene	ND	2300	690	ug/kg	
96-18-4	1,2,3-Trichloropropane	ND	2300	690	ug/kg	
120-82-1	1,2,4-Trichlorobenzene	ND	2300	690	ug/kg	
95-63-6	1,2,4-Trimethylbenzene	2800	2300	690	ug/kg	
108-67-8	1,3,5-Trimethylbenzene	885	2300	690	ug/kg	J
127-18-4	Tetrachloroethylene	257000 <sup>b</sup>	23000	16000	ug/kg	
108-88-3	Toluene	450000 <sup>b</sup>	23000	6900	ug/kg	
79-01-6	Trichloroethylene	12200	2300	460	ug/kg	
75-69-4	Trichlorofluoromethane	ND	2300	550	ug/kg	
75-01-4	Vinyl chloride	ND	2300	1200	ug/kg	
1330-20-7	Xylene (total)	174000 <sup>b</sup>	46000	18000	ug/kg	

CAS No.	Surrogate Recoveries	Run# 1	Run# 2	Limits
1868-53-7	Dibromofluoromethane	87%	88%	60-130%
2037-26-5	Toluene-D8	103%	103%	60-130%

ND = Not detected MDL - Method Detection Limit

RL = Reporting Limit

E = Indicates value exceeds calibration range

J = Indicates an estimated value

B = Indicates analyte found in associated method blank

N = Indicates presumptive evidence of a compound

## Report of Analysis

<b>Client Sample ID:</b> N21-1.0	
<b>Lab Sample ID:</b> C17096-12	<b>Date Sampled:</b> 07/20/11
<b>Matrix:</b> SO - Soil	<b>Date Received:</b> 07/21/11
<b>Method:</b> SW846 8260B	<b>Percent Solids:</b> n/a <sup>a</sup>
<b>Project:</b> Romic Soil Investigation(Romic EPA) - 2081 Bay Road, East Palo Alto, CA	

### VOA 8260 List

CAS No.	Surrogate Recoveries	Run# 1	Run# 2	Limits
460-00-4	4-Bromofluorobenzene	102%	99%	60-130%

(a) All results reported on wet weight basis.

(b) Result is from Run# 2

ND = Not detected      MDL - Method Detection Limit  
 RL = Reporting Limit  
 E = Indicates value exceeds calibration range

J = Indicates an estimated value  
 B = Indicates analyte found in associated method blank  
 N = Indicates presumptive evidence of a compound

## Report of Analysis

Page 1 of 3

<b>Client Sample ID:</b>	N21-1.0	<b>Date Sampled:</b>	07/20/11
<b>Lab Sample ID:</b>	C17096-12	<b>Date Received:</b>	07/21/11
<b>Matrix:</b>	SO - Soil	<b>Percent Solids:</b>	n/a <sup>a</sup>
<b>Method:</b>	SW846 8270C SW846 3550B	<b>Project:</b> Romic Soil Investigation(Romic EPA) - 2081 Bay Road, East Palo Alto, CA	

Run #	File ID	DF	Analyzed	By	Prep Date	Prep Batch	Analytical Batch
Run #1 <sup>b</sup>	Y8990.D	10	07/23/11	MT	07/23/11	OP4289	EY428
Run #2							

Run #	Initial Weight	Final Volume
Run #1	10.2 g	5.0 ml
Run #2		

## ABN Full List

CAS No.	Compound	Result	RL	MDL	Units	Q
65-85-0	Benzoic acid	ND	49000	44000	ug/kg	
95-57-8	2-Chlorophenol	ND	49000	33000	ug/kg	
59-50-7	4-Chloro-3-methyl phenol	ND	25000	21000	ug/kg	
120-83-2	2,4-Dichlorophenol	ND	25000	6900	ug/kg	
105-67-9	2,4-Dimethylphenol	ND	25000	7400	ug/kg	
51-28-5	2,4-Dinitrophenol	ND	120000	42000	ug/kg	
534-52-1	4,6-Dinitro-o-cresol	ND	98000	50000	ug/kg	
95-48-7	2-Methylphenol	ND	25000	8300	ug/kg	
	3&4-Methylphenol	ND	25000	7400	ug/kg	
88-75-5	2-Nitrophenol	ND	25000	6400	ug/kg	
100-02-7	4-Nitrophenol	ND	98000	60000	ug/kg	
87-86-5	Pentachlorophenol	ND	25000	21000	ug/kg	
108-95-2	Phenol	ND	98000	64000	ug/kg	
95-95-4	2,4,5-Trichlorophenol	ND	25000	5900	ug/kg	
88-06-2	2,4,6-Trichlorophenol	ND	25000	7800	ug/kg	
83-32-9	Acenaphthene	ND	49000	25000	ug/kg	
208-96-8	Acenaphthylene	ND	25000	9800	ug/kg	
62-53-3	Aniline	ND	25000	6900	ug/kg	
120-12-7	Anthracene	ND	25000	4900	ug/kg	
103-33-3	Azobenzene	ND	25000	8300	ug/kg	
92-87-5	Benzidine	ND	120000	36000	ug/kg	
56-55-3	Benzo(a)anthracene	ND	25000	3400	ug/kg	
50-32-8	Benzo(a)pyrene	ND	25000	4400	ug/kg	
205-99-2	Benzo(b)fluoranthene	ND	25000	2900	ug/kg	
191-24-2	Benzo(g,h,i)perylene	ND	25000	7400	ug/kg	
207-08-9	Benzo(k)fluoranthene	ND	25000	5900	ug/kg	
101-55-3	4-Bromophenyl phenyl ether	ND	25000	7400	ug/kg	
85-68-7	Butyl benzyl phthalate	ND	25000	5400	ug/kg	
100-51-6	Benzyl Alcohol	ND	49000	7800	ug/kg	
91-58-7	2-Chloronaphthalene	ND	25000	8800	ug/kg	
106-47-8	4-Chloroaniline	ND	25000	6900	ug/kg	
86-74-8	Carbazole	ND	25000	3900	ug/kg	

ND = Not detected MDL - Method Detection Limit

RL = Reporting Limit

E = Indicates value exceeds calibration range

J = Indicates an estimated value

B = Indicates analyte found in associated method blank

N = Indicates presumptive evidence of a compound

## Report of Analysis

<b>Client Sample ID:</b>	N21-1.0	<b>Date Sampled:</b>	07/20/11
<b>Lab Sample ID:</b>	C17096-12	<b>Date Received:</b>	07/21/11
<b>Matrix:</b>	SO - Soil	<b>Percent Solids:</b>	n/a <sup>a</sup>
<b>Method:</b>	SW846 8270C SW846 3550B		
<b>Project:</b>	Romic Soil Investigation(Romic EPA) - 2081 Bay Road,East Palo Alto,CA		

## ABN Full List

CAS No.	Compound	Result	RL	MDL	Units	Q
218-01-9	Chrysene	ND	25000	4900	ug/kg	
111-91-1	bis(2-Chloroethoxy)methane	ND	25000	8800	ug/kg	
111-44-4	bis(2-Chloroethyl)ether	ND	25000	11000	ug/kg	
108-60-1	bis(2-Chloroisopropyl)ether	ND	25000	13000	ug/kg	
7005-72-3	4-Chlorophenyl phenyl ether	ND	25000	9300	ug/kg	
95-50-1	1,2-Dichlorobenzene	ND	25000	7800	ug/kg	
541-73-1	1,3-Dichlorobenzene	ND	25000	7400	ug/kg	
106-46-7	1,4-Dichlorobenzene	ND	25000	21000	ug/kg	
121-14-2	2,4-Dinitrotoluene	ND	25000	23000	ug/kg	
606-20-2	2,6-Dinitrotoluene	ND	49000	16000	ug/kg	
91-94-1	3,3'-Dichlorobenzidine	ND	120000	6900	ug/kg	
53-70-3	Dibenzo(a,h)anthracene	ND	25000	6400	ug/kg	
132-64-9	Dibenzofuran	ND	25000	7800	ug/kg	
122-39-4	Diphenylamine	ND	25000	5900	ug/kg	
84-74-2	Di-n-butyl phthalate	ND	25000	4900	ug/kg	
117-84-0	Di-n-octyl phthalate	ND	25000	6400	ug/kg	
84-66-2	Diethyl phthalate	ND	25000	8300	ug/kg	
131-11-3	Dimethyl phthalate	ND	25000	8800	ug/kg	
117-81-7	bis(2-Ethylhexyl)phthalate	ND	25000	11000	ug/kg	
206-44-0	Fluoranthene	ND	25000	4900	ug/kg	
86-73-7	Fluorene	ND	25000	8800	ug/kg	
118-74-1	Hexachlorobenzene	ND	25000	6400	ug/kg	
87-68-3	Hexachlorobutadiene	ND	25000	9300	ug/kg	
77-47-4	Hexachlorocyclopentadiene	ND	25000	6900	ug/kg	
67-72-1	Hexachloroethane	ND	25000	7800	ug/kg	
193-39-5	Indeno(1,2,3-cd)pyrene	ND	25000	6900	ug/kg	
78-59-1	Isophorone	ND	25000	8300	ug/kg	
90-12-0	1-Methylnaphthalene	ND	25000	7800	ug/kg	
91-57-6	2-Methylnaphthalene	ND	25000	7800	ug/kg	
88-74-4	2-Nitroaniline	ND	25000	5900	ug/kg	
99-09-2	3-Nitroaniline	ND	25000	5900	ug/kg	
100-01-6	4-Nitroaniline	ND	25000	15000	ug/kg	
91-20-3	Naphthalene	ND	25000	8300	ug/kg	
98-95-3	Nitrobenzene	ND	25000	7800	ug/kg	
62-75-9	N-Nitrosodimethylamine	ND	250000	110000	ug/kg	
621-64-7	N-Nitroso-di-n-propylamine	ND	49000	27000	ug/kg	
85-01-8	Phenanthrene	ND	25000	5400	ug/kg	
129-00-0	Pyrene	ND	49000	33000	ug/kg	
110-86-1	Pyridine	ND	98000	11000	ug/kg	
120-82-1	1,2,4-Trichlorobenzene	ND	25000	17000	ug/kg	

ND = Not detected MDL - Method Detection Limit

RL = Reporting Limit

E = Indicates value exceeds calibration range

J = Indicates an estimated value

B = Indicates analyte found in associated method blank

N = Indicates presumptive evidence of a compound

## Report of Analysis

<b>Client Sample ID:</b>	N21-1.0		<b>Date Sampled:</b>	07/20/11
<b>Lab Sample ID:</b>	C17096-12		<b>Date Received:</b>	07/21/11
<b>Matrix:</b>	SO - Soil		<b>Percent Solids:</b>	n/a <sup>a</sup>
<b>Method:</b>	SW846 8270C SW846 3550B			
<b>Project:</b>	Romic Soil Investigation(Romic EPA) - 2081 Bay Road, East Palo Alto, CA			

## ABN Full List

CAS No.	Surrogate Recoveries	Run# 1	Run# 2	Limits
367-12-4	2-Fluorophenol	31%		20-100%
4165-62-2	Phenol-d5	28%		20-100%
118-79-6	2,4,6-Tribromophenol	30%		30-100%
4165-60-0	Nitrobenzene-d5	33%		20-100%
321-60-8	2-Fluorobiphenyl	36%		20-106%
1718-51-0	Terphenyl-d14	44% <sup>c</sup>		55-130%

(a) All results reported on wet weight basis.

(b) Dilution required due to matrix interference; extract was viscous and non-target Hydrocarbons.

(c) Outside control limits due to dilution.

ND = Not detected MDL - Method Detection Limit

RL = Reporting Limit

E = Indicates value exceeds calibration range

J = Indicates an estimated value

B = Indicates analyte found in associated method blank

N = Indicates presumptive evidence of a compound

## Report of Analysis

<b>Client Sample ID:</b> N21-1.0		<b>Date Sampled:</b> 07/20/11
<b>Lab Sample ID:</b> C17096-12		<b>Date Received:</b> 07/21/11
<b>Matrix:</b> SO - Soil		<b>Percent Solids:</b> n/a <sup>a</sup>
<b>Method:</b> SW846 8015B		
<b>Project:</b> Romc Soil Investigation(Romc EPA) - 2081 Bay Road, East Palo Alto, CA		

Run #	File ID	DF	Analyzed	By	Prep Date	Prep Batch	Analytical Batch
Run #1	JK21566.D	1	08/03/11	TT	n/a	n/a	GJK889
Run #2							

Run #	Initial Weight	Final Volume	Methanol Aliquot
Run #1	5.52 g	5.0 ml	2.0 ul
Run #2			

**TPH Volatiles**

CAS No.	Compound	Result	RL	MDL	Units	Q
	TPH-GRO (C6-C10)	471	230	110	mg/kg	
CAS No.	Surrogate Recoveries	Run# 1	Run# 2	Limits		
98-08-8	aaa-Trifluorotoluene	87%		60-157%		

(a) All results reported on wet weight basis.

ND = Not detected      MDL - Method Detection Limit  
 RL = Reporting Limit  
 E = Indicates value exceeds calibration range

J = Indicates an estimated value  
 B = Indicates analyte found in associated method blank  
 N = Indicates presumptive evidence of a compound



## Report of Analysis

<b>Client Sample ID:</b>	N21-1.0	<b>Date Sampled:</b>	07/20/11
<b>Lab Sample ID:</b>	C17096-12	<b>Date Received:</b>	07/21/11
<b>Matrix:</b>	SO - Soil	<b>Percent Solids:</b>	n/a <sup>a</sup>
<b>Method:</b>	SW846 8081A SW846 3545A	<b>Project:</b> Romic Soil Investigation(Romic EPA) - 2081 Bay Road, East Palo Alto, CA	

Run #	File ID	DF	Analyzed	By	Prep Date	Prep Batch	Analytical Batch
Run #1 <sup>b</sup>	OO22854.D	100	07/28/11	RV	07/22/11	OP4280	G00730
Run #2							

Run #	Initial Weight	Final Volume
Run #1	10.3 g	10.0 ml
Run #2		

## Pesticide PPL List

CAS No.	Compound	Result	RL	MDL	Units	Q
309-00-2	Aldrin	ND	2400	970	ug/kg	
319-84-6	alpha-BHC	ND	2400	1100	ug/kg	
319-85-7	beta-BHC	ND	2400	340	ug/kg	
319-86-8	delta-BHC	ND	2400	340	ug/kg	
58-89-9	gamma-BHC (Lindane)	ND	2400	730	ug/kg	
12789-03-6	Chlordane	ND	9700	9700	ug/kg	
60-57-1	Dieldrin	ND	2400	290	ug/kg	
72-54-8	4,4' -DDD	ND	2400	340	ug/kg	
72-55-9	4,4' -DDE	ND	2400	290	ug/kg	
50-29-3	4,4' -DDT	ND	2400	290	ug/kg	
72-20-8	Endrin	ND	2400	290	ug/kg	
7421-93-4	Endrin aldehyde	ND	2400	580	ug/kg	
959-98-8	Endosulfan-I	ND	2400	340	ug/kg	
33213-65-9	Endosulfan-II	ND	2400	340	ug/kg	
1031-07-8	Endosulfan sulfate	ND	2400	780	ug/kg	
76-44-8	Heptachlor	ND	2400	580	ug/kg	
1024-57-3	Heptachlor epoxide	ND	2400	390	ug/kg	
72-43-5	Methoxychlor	ND	2400	340	ug/kg	
8001-35-2	Toxaphene	ND	9700	9700	ug/kg	

CAS No.	Surrogate Recoveries	Run# 1	Run# 2	Limits
877-09-8	Tetrachloro-m-xylene	69%		35-132%
877-09-8	Tetrachloro-m-xylene	88%		35-132%
2051-24-3	Decachlorobiphenyl	83%		35-132%
2051-24-3	Decachlorobiphenyl	81%		35-132%

(a) All results reported on wet weight basis.

(b) Reporting limits raised due to high concentration of non-target compounds (hydrocarbons).

ND = Not detected MDL - Method Detection Limit

RL = Reporting Limit

E = Indicates value exceeds calibration range

J = Indicates an estimated value

B = Indicates analyte found in associated method blank

N = Indicates presumptive evidence of a compound

## Report of Analysis

<b>Client Sample ID:</b>	N21-1.0	
<b>Lab Sample ID:</b>	C17096-12	<b>Date Sampled:</b> 07/20/11
<b>Matrix:</b>	SO - Soil	<b>Date Received:</b> 07/21/11
<b>Method:</b>	SW846 8082 SW846 3545A	<b>Percent Solids:</b> n/a <sup>a</sup>
<b>Project:</b>	Romic Soil Investigation(Romic EPA) - 2081 Bay Road, East Palo Alto, CA	

Run #	File ID	DF	Analyzed	By	Prep Date	Prep Batch	Analytical Batch
Run #1	PP20376.D	1	07/24/11	RV	07/22/11	OP4281	GPP690
Run #2							

Run #	Initial Weight	Final Volume
Run #1	10.3 g	10.0 ml
Run #2		

## PCB List

CAS No.	Compound	Result	RL	MDL	Units	Q
12674-11-2	Aroclor 1016	ND	97	17	ug/kg	
11104-28-2	Aroclor 1221	ND	97	49	ug/kg	
11141-16-5	Aroclor 1232	ND	97	49	ug/kg	
53469-21-9	Aroclor 1242	ND	97	49	ug/kg	
12672-29-6	Aroclor 1248	ND	97	49	ug/kg	
11097-69-1	Aroclor 1254	ND	97	49	ug/kg	
11096-82-5	Aroclor 1260	ND	97	19	ug/kg	

CAS No.	Surrogate Recoveries	Run# 1	Run# 2	Limits
877-09-8	Tetrachloro-m-xylene	59%		45-108%
877-09-8	Tetrachloro-m-xylene	45%		45-108%
2051-24-3	Decachlorobiphenyl	65%		54-121%
2051-24-3	Decachlorobiphenyl	51% <sup>b</sup>		54-121%

(a) All results reported on wet weight basis.

(b) Surrogate outside control limits due to matrix interference.

ND = Not detected      MDL - Method Detection Limit  
 RL = Reporting Limit  
 E = Indicates value exceeds calibration range

J = Indicates an estimated value  
 B = Indicates analyte found in associated method blank  
 N = Indicates presumptive evidence of a compound

## Report of Analysis

<b>Client Sample ID:</b>	N21-1.0	
<b>Lab Sample ID:</b>	C17096-12	<b>Date Sampled:</b> 07/20/11
<b>Matrix:</b>	SO - Soil	<b>Date Received:</b> 07/21/11
<b>Method:</b>	SW846 8015B M SW846 3545A	<b>Percent Solids:</b> n/a <sup>a</sup>
<b>Project:</b>	Romic Soil Investigation(Romic EPA) - 2081 Bay Road, East Palo Alto, CA	

	File ID	DF	Analyzed	By	Prep Date	Prep Batch	Analytical Batch
Run #1	HH15552.D	10	07/27/11	JH	07/22/11	OP4277	GHH531
Run #2							

	Initial Weight	Final Volume
Run #1	10.0 g	10.0 ml
Run #2		

## TPH Extractable w/ Silica Gel Cleanup

CAS No.	Compound	Result	RL	MDL	Units	Q
	TPH (C10-C28)	1450	1000	500	mg/kg	
	TPH (> C28-C40)	8900	2000	1000	mg/kg	

CAS No.	Surrogate Recoveries	Run# 1	Run# 2	Limits
630-01-3	Hexacosane	107%		45-140%

(a) All results reported on wet weight basis.

ND = Not detected      MDL - Method Detection Limit  
 RL = Reporting Limit  
 E = Indicates value exceeds calibration range

J = Indicates an estimated value  
 B = Indicates analyte found in associated method blank  
 N = Indicates presumptive evidence of a compound

## Report of Analysis

<b>Client Sample ID:</b> N21-1.0	<b>Date Sampled:</b> 07/20/11
<b>Lab Sample ID:</b> C17096-12	<b>Date Received:</b> 07/21/11
<b>Matrix:</b> SO - Soil	<b>Percent Solids:</b> n/a <sup>a</sup>
<b>Project:</b> Romic Soil Investigation(Romic EPA) - 2081 Bay Road,East Palo Alto,CA	

## Metals Analysis

Analyte	Result	RL	Units	DF	Prep	Analyzed By	Method	Prep Method	
Antimony	< 1.9	1.9	mg/kg	1	07/22/11	07/27/11	DQ	SW846 6010B <sup>3</sup>	SW846 3050B <sup>4</sup>
Arsenic <sup>b</sup>	< 5.6	5.6	mg/kg	3	07/22/11	07/27/11	DQ	SW846 6010B <sup>3</sup>	SW846 3050B <sup>4</sup>
Barium	514	19	mg/kg	1	07/22/11	07/27/11	DQ	SW846 6010B <sup>2</sup>	SW846 3050B <sup>4</sup>
Beryllium	< 0.93	0.93	mg/kg	1	07/22/11	07/27/11	DQ	SW846 6010B <sup>2</sup>	SW846 3050B <sup>4</sup>
Cadmium	< 0.93	0.93	mg/kg	1	07/22/11	07/27/11	DQ	SW846 6010B <sup>2</sup>	SW846 3050B <sup>4</sup>
Chromium	15.6	0.93	mg/kg	1	07/22/11	07/27/11	DQ	SW846 6010B <sup>2</sup>	SW846 3050B <sup>4</sup>
Cobalt	6.6	0.93	mg/kg	1	07/22/11	07/27/11	DQ	SW846 6010B <sup>2</sup>	SW846 3050B <sup>4</sup>
Copper	16.9	2.3	mg/kg	1	07/22/11	07/27/11	DQ	SW846 6010B <sup>2</sup>	SW846 3050B <sup>4</sup>
Lead	3.9	1.9	mg/kg	1	07/22/11	07/27/11	DQ	SW846 6010B <sup>2</sup>	SW846 3050B <sup>4</sup>
Mercury	0.081	0.038	mg/kg	1	07/25/11	07/25/11	PH	SW846 7471A <sup>1</sup>	SW846 7471A <sup>5</sup>
Molybdenum	< 1.9	1.9	mg/kg	1	07/22/11	07/27/11	DQ	SW846 6010B <sup>3</sup>	SW846 3050B <sup>4</sup>
Nickel	26.9	0.93	mg/kg	1	07/22/11	07/27/11	DQ	SW846 6010B <sup>2</sup>	SW846 3050B <sup>4</sup>
Selenium	< 1.9	1.9	mg/kg	1	07/22/11	07/27/11	DQ	SW846 6010B <sup>2</sup>	SW846 3050B <sup>4</sup>
Silver	< 0.93	0.93	mg/kg	1	07/22/11	07/27/11	DQ	SW846 6010B <sup>2</sup>	SW846 3050B <sup>4</sup>
Thallium <sup>b</sup>	< 5.6	5.6	mg/kg	3	07/22/11	07/27/11	DQ	SW846 6010B <sup>3</sup>	SW846 3050B <sup>4</sup>
Vanadium	27.9	0.93	mg/kg	1	07/22/11	07/27/11	DQ	SW846 6010B <sup>2</sup>	SW846 3050B <sup>4</sup>
Zinc <sup>b</sup>	29.3	5.6	mg/kg	3	07/22/11	07/27/11	DQ	SW846 6010B <sup>3</sup>	SW846 3050B <sup>4</sup>

(1) Instrument QC Batch: MA2004

(2) Instrument QC Batch: MA2008

(3) Instrument QC Batch: MA2011

(4) Prep QC Batch: MP3750

(5) Prep QC Batch: MP3761

(a) All results reported on wet weight basis.

(b) Elevated reporting limit(s) due to matrix interference and/or dilution required for high interfering element.

RL = Reporting Limit

## Report of Analysis

<b>Client Sample ID:</b>	N21-3.5	<b>Date Sampled:</b>	07/20/11
<b>Lab Sample ID:</b>	C17096-13	<b>Date Received:</b>	07/21/11
<b>Matrix:</b>	SO - Soil	<b>Percent Solids:</b>	n/a <sup>a</sup>
<b>Method:</b>	SW846 8260B	<b>Project:</b> Romic Soil Investigation(Romic EPA) - 2081 Bay Road, East Palo Alto, CA	

Run #	File ID	DF	Analyzed	By	Prep Date	Prep Batch	Analytical Batch
Run #1	M26113.D	1	08/01/11	TN	n/a	n/a	VM832
Run #2							

Run #	Initial Weight
Run #1	6.69 g
Run #2	

## VOA 8260 List

CAS No.	Compound	Result	RL	MDL	Units	Q
67-64-1	Acetone	40.7	75	15	ug/kg	J
71-43-2	Benzene	7.4	3.7	1.1	ug/kg	
108-86-1	Bromobenzene	ND	3.7	1.1	ug/kg	
74-97-5	Bromochloromethane	ND	3.7	1.1	ug/kg	
75-27-4	Bromodichloromethane	ND	3.7	0.75	ug/kg	
75-25-2	Bromoform	ND	3.7	0.75	ug/kg	
104-51-8	n-Butylbenzene	ND	3.7	1.1	ug/kg	
135-98-8	sec-Butylbenzene	ND	3.7	1.1	ug/kg	
98-06-6	tert-Butylbenzene	ND	3.7	1.1	ug/kg	
108-90-7	Chlorobenzene	ND	3.7	1.1	ug/kg	
75-00-3	Chloroethane	8.5	3.7	1.1	ug/kg	
67-66-3	Chloroform	1.1	3.7	1.1	ug/kg	J
95-49-8	o-Chlorotoluene	ND	3.7	1.1	ug/kg	
106-43-4	p-Chlorotoluene	ND	3.7	1.1	ug/kg	
56-23-5	Carbon tetrachloride	ND	3.7	0.75	ug/kg	
75-34-3	1,1-Dichloroethane	5.8	3.7	0.75	ug/kg	
75-35-4	1,1-Dichloroethylene	1.5	3.7	1.1	ug/kg	J
563-58-6	1,1-Dichloropropene	ND	3.7	1.1	ug/kg	
96-12-8	1,2-Dibromo-3-chloropropane	ND	3.7	0.75	ug/kg	
106-93-4	1,2-Dibromoethane	ND	3.7	0.75	ug/kg	
107-06-2	1,2-Dichloroethane	ND	3.7	1.1	ug/kg	
78-87-5	1,2-Dichloropropane	ND	3.7	1.1	ug/kg	
142-28-9	1,3-Dichloropropane	ND	3.7	1.1	ug/kg	
108-20-3	Di-Isopropyl ether	ND	3.7	1.1	ug/kg	
594-20-7	2,2-Dichloropropane	ND	3.7	1.1	ug/kg	
124-48-1	Dibromochloromethane	ND	3.7	0.75	ug/kg	
75-71-8	Dichlorodifluoromethane	ND	3.7	0.75	ug/kg	
156-59-2	cis-1,2-Dichloroethylene	2.5	3.7	1.1	ug/kg	J
10061-01-5	cis-1,3-Dichloropropene	ND	3.7	1.1	ug/kg	
541-73-1	m-Dichlorobenzene	ND	3.7	1.1	ug/kg	
95-50-1	o-Dichlorobenzene	ND	3.7	1.1	ug/kg	
106-46-7	p-Dichlorobenzene	ND	3.7	1.1	ug/kg	

ND = Not detected MDL - Method Detection Limit

RL = Reporting Limit

E = Indicates value exceeds calibration range

J = Indicates an estimated value

B = Indicates analyte found in associated method blank

N = Indicates presumptive evidence of a compound

## Report of Analysis

<b>Client Sample ID:</b>	N21-3.5	<b>Date Sampled:</b>	07/20/11
<b>Lab Sample ID:</b>	C17096-13	<b>Date Received:</b>	07/21/11
<b>Matrix:</b>	SO - Soil	<b>Percent Solids:</b>	n/a <sup>a</sup>
<b>Method:</b>	SW846 8260B		
<b>Project:</b>	Romic Soil Investigation(Romic EPA) - 2081 Bay Road,East Palo Alto,CA		

## VOA 8260 List

CAS No.	Compound	Result	RL	MDL	Units	Q
156-60-5	trans-1,2-Dichloroethylene	20.9	3.7	1.1	ug/kg	
10061-02-6	trans-1,3-Dichloropropene	ND	3.7	1.1	ug/kg	
100-41-4	Ethylbenzene	6.9	3.7	1.1	ug/kg	
637-92-3	Ethyl tert-Butyl Ether	ND	3.7	1.1	ug/kg	
591-78-6	2-Hexanone	ND	30	3.7	ug/kg	
87-68-3	Hexachlorobutadiene	ND	3.7	0.75	ug/kg	
98-82-8	Isopropylbenzene	ND	3.7	1.1	ug/kg	
99-87-6	p-Isopropyltoluene	ND	3.7	1.1	ug/kg	
108-10-1	4-Methyl-2-pentanone	133	30	11	ug/kg	
74-83-9	Methyl bromide <sup>b</sup>	ND	3.7	1.9	ug/kg	
74-87-3	Methyl chloride	ND	3.7	1.1	ug/kg	
74-95-3	Methylene bromide	ND	3.7	1.9	ug/kg	
75-09-2	Methylene chloride	ND	19	12	ug/kg	
78-93-3	Methyl ethyl ketone	30.3	30	9.0	ug/kg	
1634-04-4	Methyl Tert Butyl Ether	2.4	3.7	0.75	ug/kg	J
91-20-3	Naphthalene	ND	3.7	1.1	ug/kg	
103-65-1	n-Propylbenzene	ND	3.7	1.1	ug/kg	
100-42-5	Styrene	ND	3.7	0.75	ug/kg	
994-05-8	Tert-Amyl Methyl Ether	ND	3.7	0.90	ug/kg	
75-65-0	Tert Butyl Alcohol	73.9	30	7.5	ug/kg	
630-20-6	1,1,1,2-Tetrachloroethane	ND	3.7	0.75	ug/kg	
71-55-6	1,1,1-Trichloroethane	37.9	3.7	1.1	ug/kg	
79-34-5	1,1,2,2-Tetrachloroethane	ND	3.7	0.75	ug/kg	
79-00-5	1,1,2-Trichloroethane	ND	3.7	0.75	ug/kg	
87-61-6	1,2,3-Trichlorobenzene	ND	3.7	1.1	ug/kg	
96-18-4	1,2,3-Trichloropropane	ND	3.7	1.1	ug/kg	
120-82-1	1,2,4-Trichlorobenzene	ND	3.7	1.1	ug/kg	
95-63-6	1,2,4-Trimethylbenzene	1.2	3.7	1.1	ug/kg	J
108-67-8	1,3,5-Trimethylbenzene	ND	3.7	1.1	ug/kg	
127-18-4	Tetrachloroethylene	19.8	3.7	2.6	ug/kg	
108-88-3	Toluene	96.7	3.7	1.1	ug/kg	
79-01-6	Trichloroethylene	2.6	3.7	0.75	ug/kg	J
75-69-4	Trichlorofluoromethane <sup>b</sup>	ND	3.7	0.90	ug/kg	
75-01-4	Vinyl chloride	2.0	3.7	1.9	ug/kg	J
1330-20-7	Xylene (total)	29.6	7.5	3.0	ug/kg	

CAS No.	Surrogate Recoveries	Run# 1	Run# 2	Limits
1868-53-7	Dibromofluoromethane	69%		60-130%
2037-26-5	Toluene-D8	92%		60-130%

ND = Not detected MDL - Method Detection Limit

RL = Reporting Limit

E = Indicates value exceeds calibration range

J = Indicates an estimated value

B = Indicates analyte found in associated method blank

N = Indicates presumptive evidence of a compound

**Report of Analysis**

<b>Client Sample ID:</b>	N21-3.5	<b>Date Sampled:</b>	07/20/11
<b>Lab Sample ID:</b>	C17096-13	<b>Date Received:</b>	07/21/11
<b>Matrix:</b>	SO - Soil	<b>Percent Solids:</b>	n/a <sup>a</sup>
<b>Method:</b>	SW846 8260B	<b>Project:</b> Romic Soil Investigation(Romic EPA) - 2081 Bay Road, East Palo Alto, CA	

**VOA 8260 List**

CAS No.	Surrogate Recoveries	Run# 1	Run# 2	Limits
460-00-4	4-Bromofluorobenzene	93%		60-130%

(a) All results reported on wet weight basis.

(b) CCV outside of control limits (biased high); not detected in sample.

ND = Not detected      MDL - Method Detection Limit  
 RL = Reporting Limit  
 E = Indicates value exceeds calibration range

J = Indicates an estimated value  
 B = Indicates analyte found in associated method blank  
 N = Indicates presumptive evidence of a compound

## Report of Analysis

Page 1 of 3

<b>Client Sample ID:</b>	N21-6.5	<b>Date Sampled:</b>	07/20/11
<b>Lab Sample ID:</b>	C17096-14	<b>Date Received:</b>	07/21/11
<b>Matrix:</b>	SO - Soil	<b>Percent Solids:</b>	n/a <sup>a</sup>
<b>Method:</b>	SW846 8260B	<b>Project:</b> Romic Soil Investigation(Romic EPA) - 2081 Bay Road, East Palo Alto, CA	

Run #	File ID	DF	Analyzed	By	Prep Date	Prep Batch	Analytical Batch
Run #1	M26114.D	1	08/01/11	TN	n/a	n/a	VM832
Run #2							

Run #	Initial Weight
Run #1	6.77 g
Run #2	

## VOA 8260 List

CAS No.	Compound	Result	RL	MDL	Units	Q
67-64-1	Acetone	16.5	74	15	ug/kg	J
71-43-2	Benzene	3.1	3.7	1.1	ug/kg	J
108-86-1	Bromobenzene	ND	3.7	1.1	ug/kg	
74-97-5	Bromochloromethane	ND	3.7	1.1	ug/kg	
75-27-4	Bromodichloromethane	ND	3.7	0.74	ug/kg	
75-25-2	Bromoform	ND	3.7	0.74	ug/kg	
104-51-8	n-Butylbenzene	ND	3.7	1.1	ug/kg	
135-98-8	sec-Butylbenzene	ND	3.7	1.1	ug/kg	
98-06-6	tert-Butylbenzene	ND	3.7	1.1	ug/kg	
108-90-7	Chlorobenzene	ND	3.7	1.1	ug/kg	
75-00-3	Chloroethane	ND	3.7	1.1	ug/kg	
67-66-3	Chloroform	ND	3.7	1.1	ug/kg	
95-49-8	o-Chlorotoluene	ND	3.7	1.1	ug/kg	
106-43-4	p-Chlorotoluene	ND	3.7	1.1	ug/kg	
56-23-5	Carbon tetrachloride	ND	3.7	0.74	ug/kg	
75-34-3	1,1-Dichloroethane	10.7	3.7	0.74	ug/kg	
75-35-4	1,1-Dichloroethylene	ND	3.7	1.1	ug/kg	
563-58-6	1,1-Dichloropropene	ND	3.7	1.1	ug/kg	
96-12-8	1,2-Dibromo-3-chloropropane	ND	3.7	0.74	ug/kg	
106-93-4	1,2-Dibromoethane	ND	3.7	0.74	ug/kg	
107-06-2	1,2-Dichloroethane	ND	3.7	1.1	ug/kg	
78-87-5	1,2-Dichloropropane	ND	3.7	1.1	ug/kg	
142-28-9	1,3-Dichloropropane	ND	3.7	1.1	ug/kg	
108-20-3	Di-Isopropyl ether	ND	3.7	1.1	ug/kg	
594-20-7	2,2-Dichloropropane	ND	3.7	1.1	ug/kg	
124-48-1	Dibromochloromethane	ND	3.7	0.74	ug/kg	
75-71-8	Dichlorodifluoromethane	ND	3.7	0.74	ug/kg	
156-59-2	cis-1,2-Dichloroethylene	2.5	3.7	1.1	ug/kg	J
10061-01-5	cis-1,3-Dichloropropene	ND	3.7	1.1	ug/kg	
541-73-1	m-Dichlorobenzene	ND	3.7	1.1	ug/kg	
95-50-1	o-Dichlorobenzene	ND	3.7	1.1	ug/kg	
106-46-7	p-Dichlorobenzene	ND	3.7	1.1	ug/kg	

ND = Not detected MDL - Method Detection Limit

RL = Reporting Limit

E = Indicates value exceeds calibration range

J = Indicates an estimated value

B = Indicates analyte found in associated method blank

N = Indicates presumptive evidence of a compound



## Report of Analysis

<b>Client Sample ID:</b>	N21-6.5	<b>Date Sampled:</b>	07/20/11
<b>Lab Sample ID:</b>	C17096-14	<b>Date Received:</b>	07/21/11
<b>Matrix:</b>	SO - Soil	<b>Percent Solids:</b>	n/a <sup>a</sup>
<b>Method:</b>	SW846 8260B	<b>Project:</b> Romic Soil Investigation(Romic EPA) - 2081 Bay Road,East Palo Alto,CA	

## VOA 8260 List

CAS No.	Compound	Result	RL	MDL	Units	Q
156-60-5	trans-1,2-Dichloroethylene	2.9	3.7	1.1	ug/kg	J
10061-02-6	trans-1,3-Dichloropropene	ND	3.7	1.1	ug/kg	
100-41-4	Ethylbenzene	ND	3.7	1.1	ug/kg	
637-92-3	Ethyl tert-Butyl Ether	ND	3.7	1.1	ug/kg	
591-78-6	2-Hexanone	ND	30	3.7	ug/kg	
87-68-3	Hexachlorobutadiene	ND	3.7	0.74	ug/kg	
98-82-8	Isopropylbenzene	ND	3.7	1.1	ug/kg	
99-87-6	p-Isopropyltoluene	ND	3.7	1.1	ug/kg	
108-10-1	4-Methyl-2-pentanone	ND	30	11	ug/kg	
74-83-9	Methyl bromide <sup>b</sup>	ND	3.7	1.8	ug/kg	
74-87-3	Methyl chloride	ND	3.7	1.1	ug/kg	
74-95-3	Methylene bromide	ND	3.7	1.8	ug/kg	
75-09-2	Methylene chloride	23.3	18	12	ug/kg	
78-93-3	Methyl ethyl ketone	ND	30	8.9	ug/kg	
1634-04-4	Methyl Tert Butyl Ether	ND	3.7	0.74	ug/kg	
91-20-3	Naphthalene	ND	3.7	1.1	ug/kg	
103-65-1	n-Propylbenzene	ND	3.7	1.1	ug/kg	
100-42-5	Styrene	ND	3.7	0.74	ug/kg	
994-05-8	Tert-Amyl Methyl Ether	ND	3.7	0.89	ug/kg	
75-65-0	Tert Butyl Alcohol	62.5	30	7.4	ug/kg	
630-20-6	1,1,1,2-Tetrachloroethane	ND	3.7	0.74	ug/kg	
71-55-6	1,1,1-Trichloroethane	3.3	3.7	1.1	ug/kg	J
79-34-5	1,1,2,2-Tetrachloroethane	ND	3.7	0.74	ug/kg	
79-00-5	1,1,2-Trichloroethane	ND	3.7	0.74	ug/kg	
87-61-6	1,2,3-Trichlorobenzene	ND	3.7	1.1	ug/kg	
96-18-4	1,2,3-Trichloropropane	ND	3.7	1.1	ug/kg	
120-82-1	1,2,4-Trichlorobenzene	ND	3.7	1.1	ug/kg	
95-63-6	1,2,4-Trimethylbenzene	ND	3.7	1.1	ug/kg	
108-67-8	1,3,5-Trimethylbenzene	ND	3.7	1.1	ug/kg	
127-18-4	Tetrachloroethylene	3.2	3.7	2.6	ug/kg	J
108-88-3	Toluene	8.8	3.7	1.1	ug/kg	
79-01-6	Trichloroethylene	ND	3.7	0.74	ug/kg	
75-69-4	Trichlorofluoromethane <sup>b</sup>	ND	3.7	0.89	ug/kg	
75-01-4	Vinyl chloride	13.8	3.7	1.8	ug/kg	
1330-20-7	Xylene (total)	4.4	7.4	3.0	ug/kg	J

CAS No.	Surrogate Recoveries	Run# 1	Run# 2	Limits
1868-53-7	Dibromofluoromethane	87%		60-130%
2037-26-5	Toluene-D8	87%		60-130%

ND = Not detected MDL - Method Detection Limit

RL = Reporting Limit

E = Indicates value exceeds calibration range

J = Indicates an estimated value

B = Indicates analyte found in associated method blank

N = Indicates presumptive evidence of a compound

## Report of Analysis

<b>Client Sample ID:</b> N21-6.5	
<b>Lab Sample ID:</b> C17096-14	<b>Date Sampled:</b> 07/20/11
<b>Matrix:</b> SO - Soil	<b>Date Received:</b> 07/21/11
<b>Method:</b> SW846 8260B	<b>Percent Solids:</b> n/a <sup>a</sup>
<b>Project:</b> Romic Soil Investigation(Romic EPA) - 2081 Bay Road, East Palo Alto, CA	

### VOA 8260 List

CAS No.	Surrogate Recoveries	Run# 1	Run# 2	Limits
460-00-4	4-Bromofluorobenzene	101%		60-130%

(a) All results reported on wet weight basis.

(b) CCV outside of control limits (biased high); not detected in sample.

ND = Not detected      MDL - Method Detection Limit  
 RL = Reporting Limit  
 E = Indicates value exceeds calibration range

J = Indicates an estimated value  
 B = Indicates analyte found in associated method blank  
 N = Indicates presumptive evidence of a compound

## Report of Analysis

<b>Client Sample ID:</b>	L20-0.7	<b>Date Sampled:</b>	07/20/11
<b>Lab Sample ID:</b>	C17096-15	<b>Date Received:</b>	07/21/11
<b>Matrix:</b>	SO - Soil	<b>Percent Solids:</b>	n/a <sup>a</sup>
<b>Method:</b>	SW846 8260B	<b>Project:</b> Romic Soil Investigation(Romic EPA) - 2081 Bay Road, East Palo Alto, CA	

Run #	File ID	DF	Analyzed	By	Prep Date	Prep Batch	Analytical Batch
Run #1	M26160.D	1	08/03/11	TN	n/a	n/a	VM833
Run #2							

Run #	Initial Weight	Final Volume	Methanol Aliquot
Run #1	5.07 g	5.0 ml	1.0 ul
Run #2			

## VOA 8260 List

CAS No.	Compound	Result	RL	MDL	Units	Q
67-64-1	Acetone	ND	490000	99000	ug/kg	
71-43-2	Benzene	ND	25000	7400	ug/kg	
108-86-1	Bromobenzene	ND	25000	7400	ug/kg	
74-97-5	Bromochloromethane	ND	25000	7400	ug/kg	
75-27-4	Bromodichloromethane	ND	25000	4900	ug/kg	
75-25-2	Bromoform <sup>b</sup>	ND	25000	4900	ug/kg	
104-51-8	n-Butylbenzene	ND	25000	7400	ug/kg	
135-98-8	sec-Butylbenzene	ND	25000	7400	ug/kg	
98-06-6	tert-Butylbenzene	ND	25000	7400	ug/kg	
108-90-7	Chlorobenzene	ND	25000	7400	ug/kg	
75-00-3	Chloroethane	ND	25000	7400	ug/kg	
67-66-3	Chloroform	ND	25000	7400	ug/kg	
95-49-8	o-Chlorotoluene	ND	25000	7400	ug/kg	
106-43-4	p-Chlorotoluene	ND	25000	7400	ug/kg	
56-23-5	Carbon tetrachloride	ND	25000	4900	ug/kg	
75-34-3	1,1-Dichloroethane	ND	25000	4900	ug/kg	
75-35-4	1,1-Dichloroethylene	ND	25000	7400	ug/kg	
563-58-6	1,1-Dichloropropene	ND	25000	7400	ug/kg	
96-12-8	1,2-Dibromo-3-chloropropane	ND	25000	4900	ug/kg	
106-93-4	1,2-Dibromoethane	ND	25000	4900	ug/kg	
107-06-2	1,2-Dichloroethane	ND	25000	7400	ug/kg	
78-87-5	1,2-Dichloropropane	ND	25000	7400	ug/kg	
142-28-9	1,3-Dichloropropane	ND	25000	7400	ug/kg	
108-20-3	Di-Isopropyl ether	ND	25000	7400	ug/kg	
594-20-7	2,2-Dichloropropane	ND	25000	7400	ug/kg	
124-48-1	Dibromochloromethane	ND	25000	4900	ug/kg	
75-71-8	Dichlorodifluoromethane	ND	25000	4900	ug/kg	
156-59-2	cis-1,2-Dichloroethylene	ND	25000	7400	ug/kg	
10061-01-5	cis-1,3-Dichloropropene	ND	25000	7400	ug/kg	
541-73-1	m-Dichlorobenzene	ND	25000	7400	ug/kg	
95-50-1	o-Dichlorobenzene	ND	25000	7400	ug/kg	
106-46-7	p-Dichlorobenzene	ND	25000	7400	ug/kg	

ND = Not detected MDL - Method Detection Limit

RL = Reporting Limit

E = Indicates value exceeds calibration range

J = Indicates an estimated value

B = Indicates analyte found in associated method blank

N = Indicates presumptive evidence of a compound

## Report of Analysis

<b>Client Sample ID:</b>	L20-0.7	<b>Date Sampled:</b>	07/20/11
<b>Lab Sample ID:</b>	C17096-15	<b>Date Received:</b>	07/21/11
<b>Matrix:</b>	SO - Soil	<b>Percent Solids:</b>	n/a <sup>a</sup>
<b>Method:</b>	SW846 8260B		
<b>Project:</b>	Romic Soil Investigation(Romic EPA) - 2081 Bay Road,East Palo Alto,CA		

## VOA 8260 List

CAS No.	Compound	Result	RL	MDL	Units	Q
156-60-5	trans-1,2-Dichloroethylene	ND	25000	7400	ug/kg	
10061-02-6	trans-1,3-Dichloropropene	ND	25000	7400	ug/kg	
100-41-4	Ethylbenzene	86900	25000	7400	ug/kg	
637-92-3	Ethyl tert-Butyl Ether	ND	25000	7400	ug/kg	
591-78-6	2-Hexanone	ND	200000	25000	ug/kg	
87-68-3	Hexachlorobutadiene	ND	25000	4900	ug/kg	
98-82-8	Isopropylbenzene	ND	25000	7400	ug/kg	
99-87-6	p-Isopropyltoluene	ND	25000	7400	ug/kg	
108-10-1	4-Methyl-2-pentanone	ND	200000	74000	ug/kg	
74-83-9	Methyl bromide <sup>b</sup>	ND	25000	12000	ug/kg	
74-87-3	Methyl chloride	ND	25000	7400	ug/kg	
74-95-3	Methylene bromide	ND	25000	12000	ug/kg	
75-09-2	Methylene chloride	ND	120000	79000	ug/kg	
78-93-3	Methyl ethyl ketone	ND	200000	59000	ug/kg	
1634-04-4	Methyl Tert Butyl Ether	ND	25000	4900	ug/kg	
91-20-3	Naphthalene	ND	25000	7400	ug/kg	
103-65-1	n-Propylbenzene	ND	25000	7400	ug/kg	
100-42-5	Styrene	ND	25000	4900	ug/kg	
994-05-8	Tert-Amyl Methyl Ether	ND	25000	5900	ug/kg	
75-65-0	Tert Butyl Alcohol	ND	200000	49000	ug/kg	
630-20-6	1,1,1,2-Tetrachloroethane	ND	25000	4900	ug/kg	
71-55-6	1,1,1-Trichloroethane	ND	25000	7400	ug/kg	
79-34-5	1,1,2,2-Tetrachloroethane	ND	25000	4900	ug/kg	
79-00-5	1,1,2-Trichloroethane	ND	25000	4900	ug/kg	
87-61-6	1,2,3-Trichlorobenzene	ND	25000	7400	ug/kg	
96-18-4	1,2,3-Trichloropropane	ND	25000	7400	ug/kg	
120-82-1	1,2,4-Trichlorobenzene	ND	25000	7400	ug/kg	
95-63-6	1,2,4-Trimethylbenzene	12900	25000	7400	ug/kg	J
108-67-8	1,3,5-Trimethylbenzene	ND	25000	7400	ug/kg	
127-18-4	Tetrachloroethylene	ND	25000	17000	ug/kg	
108-88-3	Toluene	376000	25000	7400	ug/kg	
79-01-6	Trichloroethylene	ND	25000	4900	ug/kg	
75-69-4	Trichlorofluoromethane	ND	25000	5900	ug/kg	
75-01-4	Vinyl chloride	ND	25000	12000	ug/kg	
1330-20-7	Xylene (total)	462000	49000	20000	ug/kg	

CAS No.	Surrogate Recoveries	Run# 1	Run# 2	Limits
1868-53-7	Dibromofluoromethane	88%		60-130%
2037-26-5	Toluene-D8	104%		60-130%

ND = Not detected MDL - Method Detection Limit

RL = Reporting Limit

E = Indicates value exceeds calibration range

J = Indicates an estimated value

B = Indicates analyte found in associated method blank

N = Indicates presumptive evidence of a compound

## Report of Analysis

<b>Client Sample ID:</b>	L20-0.7		
<b>Lab Sample ID:</b>	C17096-15	<b>Date Sampled:</b>	07/20/11
<b>Matrix:</b>	SO - Soil	<b>Date Received:</b>	07/21/11
<b>Method:</b>	SW846 8260B	<b>Percent Solids:</b>	n/a <sup>a</sup>
<b>Project:</b>	Romic Soil Investigation(Romic EPA) - 2081 Bay Road,East Palo Alto,CA		

### VOA 8260 List

CAS No.	Surrogate Recoveries	Run# 1	Run# 2	Limits
460-00-4	4-Bromofluorobenzene	99%		60-130%

- (a) All results reported on wet weight basis.
- (b) CCV outside of control limits (biased high); not detected in sample.

ND = Not detected      MDL - Method Detection Limit  
 RL = Reporting Limit  
 E = Indicates value exceeds calibration range

J = Indicates an estimated value  
 B = Indicates analyte found in associated method blank  
 N = Indicates presumptive evidence of a compound

## Report of Analysis

<b>Client Sample ID:</b> L20-0.7	
<b>Lab Sample ID:</b> C17096-15	<b>Date Sampled:</b> 07/20/11
<b>Matrix:</b> SO - Soil	<b>Date Received:</b> 07/21/11
<b>Method:</b> SW846 8270C SW846 3550B	<b>Percent Solids:</b> n/a <sup>a</sup>
<b>Project:</b> Romic Soil Investigation(Romic EPA) - 2081 Bay Road, East Palo Alto, CA	

Run #1	File ID	DF	Analyzed	By	Prep Date	Prep Batch	Analytical Batch
Run #1	Y9011.D	10	07/24/11	MT	07/23/11	OP4289	EY429
Run #2							

Run #1	Initial Weight	Final Volume
Run #1	10.0 g	5.0 ml
Run #2		

## ABN Full List

CAS No.	Compound	Result	RL	MDL	Units	Q
65-85-0	Benzoic acid	ND	50000	45000	ug/kg	
95-57-8	2-Chlorophenol	ND	50000	34000	ug/kg	
59-50-7	4-Chloro-3-methyl phenol	ND	25000	21000	ug/kg	
120-83-2	2,4-Dichlorophenol	ND	25000	7000	ug/kg	
105-67-9	2,4-Dimethylphenol	7560	25000	7500	ug/kg	J
51-28-5	2,4-Dinitrophenol	ND	130000	43000	ug/kg	
534-52-1	4,6-Dinitro-o-cresol	ND	100000	52000	ug/kg	
95-48-7	2-Methylphenol	ND	25000	8500	ug/kg	
	3&4-Methylphenol	ND	25000	7500	ug/kg	
88-75-5	2-Nitrophenol	ND	25000	6500	ug/kg	
100-02-7	4-Nitrophenol	ND	100000	62000	ug/kg	
87-86-5	Pentachlorophenol	ND	25000	21000	ug/kg	
108-95-2	Phenol	ND	100000	65000	ug/kg	
95-95-4	2,4,5-Trichlorophenol	ND	25000	6000	ug/kg	
88-06-2	2,4,6-Trichlorophenol	ND	25000	8000	ug/kg	
83-32-9	Acenaphthene	ND	50000	25000	ug/kg	
208-96-8	Acenaphthylene	ND	25000	10000	ug/kg	
62-53-3	Aniline	ND	25000	7000	ug/kg	
120-12-7	Anthracene	ND	25000	5000	ug/kg	
103-33-3	Azobenzene	ND	25000	8500	ug/kg	
92-87-5	Benzidine	ND	130000	37000	ug/kg	
56-55-3	Benzo(a)anthracene	ND	25000	3500	ug/kg	
50-32-8	Benzo(a)pyrene	ND	25000	4500	ug/kg	
205-99-2	Benzo(b)fluoranthene	ND	25000	3000	ug/kg	
191-24-2	Benzo(g,h,i)perylene	ND	25000	7500	ug/kg	
207-08-9	Benzo(k)fluoranthene	ND	25000	6000	ug/kg	
101-55-3	4-Bromophenyl phenyl ether	ND	25000	7500	ug/kg	
85-68-7	Butyl benzyl phthalate	25300	25000	5500	ug/kg	
100-51-6	Benzyl Alcohol	ND	50000	8000	ug/kg	
91-58-7	2-Chloronaphthalene	ND	25000	9000	ug/kg	
106-47-8	4-Chloroaniline	ND	25000	7000	ug/kg	
86-74-8	Carbazole	ND	25000	4000	ug/kg	

ND = Not detected MDL - Method Detection Limit

J = Indicates an estimated value

RL = Reporting Limit

B = Indicates analyte found in associated method blank

E = Indicates value exceeds calibration range

N = Indicates presumptive evidence of a compound

## Report of Analysis

<b>Client Sample ID:</b>	L20-0.7	
<b>Lab Sample ID:</b>	C17096-15	<b>Date Sampled:</b> 07/20/11
<b>Matrix:</b>	SO - Soil	<b>Date Received:</b> 07/21/11
<b>Method:</b>	SW846 8270C SW846 3550B	<b>Percent Solids:</b> n/a <sup>a</sup>
<b>Project:</b>	Romic Soil Investigation(Romic EPA) - 2081 Bay Road, East Palo Alto, CA	

## ABN Full List

CAS No.	Compound	Result	RL	MDL	Units	Q
218-01-9	Chrysene	ND	25000	5000	ug/kg	
111-91-1	bis(2-Chloroethoxy)methane	ND	25000	9000	ug/kg	
111-44-4	bis(2-Chloroethyl)ether	ND	25000	12000	ug/kg	
108-60-1	bis(2-Chloroisopropyl)ether	ND	25000	14000	ug/kg	
7005-72-3	4-Chlorophenyl phenyl ether	ND	25000	9500	ug/kg	
95-50-1	1,2-Dichlorobenzene	ND	25000	8000	ug/kg	
541-73-1	1,3-Dichlorobenzene	ND	25000	7500	ug/kg	
106-46-7	1,4-Dichlorobenzene	ND	25000	21000	ug/kg	
121-14-2	2,4-Dinitrotoluene	ND	25000	23000	ug/kg	
606-20-2	2,6-Dinitrotoluene	ND	50000	16000	ug/kg	
91-94-1	3,3'-Dichlorobenzidine	ND	130000	7000	ug/kg	
53-70-3	Dibenzo(a,h)anthracene	ND	25000	6500	ug/kg	
132-64-9	Dibenzofuran	ND	25000	8000	ug/kg	
122-39-4	Diphenylamine	ND	25000	6000	ug/kg	
84-74-2	Di-n-butyl phthalate	5030	25000	5000	ug/kg	J
117-84-0	Di-n-octyl phthalate	ND	25000	6500	ug/kg	
84-66-2	Diethyl phthalate	ND	25000	8500	ug/kg	
131-11-3	Dimethyl phthalate	ND	25000	9000	ug/kg	
117-81-7	bis(2-Ethylhexyl)phthalate	176000	25000	11000	ug/kg	
206-44-0	Fluoranthene	ND	25000	5000	ug/kg	
86-73-7	Fluorene	ND	25000	9000	ug/kg	
118-74-1	Hexachlorobenzene	ND	25000	6500	ug/kg	
87-68-3	Hexachlorobutadiene	ND	25000	9500	ug/kg	
77-47-4	Hexachlorocyclopentadiene	ND	25000	7000	ug/kg	
67-72-1	Hexachloroethane	ND	25000	8000	ug/kg	
193-39-5	Indeno(1,2,3-cd)pyrene	ND	25000	7000	ug/kg	
78-59-1	Isophorone	10300	25000	8500	ug/kg	J
90-12-0	1-Methylnaphthalene	ND	25000	8000	ug/kg	
91-57-6	2-Methylnaphthalene	ND	25000	8000	ug/kg	
88-74-4	2-Nitroaniline	ND	25000	6000	ug/kg	
99-09-2	3-Nitroaniline	ND	25000	6000	ug/kg	
100-01-6	4-Nitroaniline	ND	25000	15000	ug/kg	
91-20-3	Naphthalene	ND	25000	8500	ug/kg	
98-95-3	Nitrobenzene	ND	25000	8000	ug/kg	
62-75-9	N-Nitrosodimethylamine	ND	250000	110000	ug/kg	
621-64-7	N-Nitroso-di-n-propylamine	ND	50000	28000	ug/kg	
85-01-8	Phenanthrene	ND	25000	5500	ug/kg	
129-00-0	Pyrene	ND	50000	34000	ug/kg	
110-86-1	Pyridine	ND	100000	11000	ug/kg	
120-82-1	1,2,4-Trichlorobenzene	ND	25000	17000	ug/kg	

ND = Not detected MDL - Method Detection Limit

RL = Reporting Limit

E = Indicates value exceeds calibration range

J = Indicates an estimated value

B = Indicates analyte found in associated method blank

N = Indicates presumptive evidence of a compound

## Report of Analysis

<b>Client Sample ID:</b>	L20-0.7	
<b>Lab Sample ID:</b>	C17096-15	<b>Date Sampled:</b> 07/20/11
<b>Matrix:</b>	SO - Soil	<b>Date Received:</b> 07/21/11
<b>Method:</b>	SW846 8270C SW846 3550B	<b>Percent Solids:</b> n/a <sup>a</sup>
<b>Project:</b>	Romic Soil Investigation(Romic EPA) - 2081 Bay Road, East Palo Alto, CA	

## ABN Full List

CAS No.	Surrogate Recoveries	Run# 1	Run# 2	Limits
367-12-4	2-Fluorophenol	47%		20-100%
4165-62-2	Phenol-d5	55%		20-100%
118-79-6	2,4,6-Tribromophenol	62%		30-100%
4165-60-0	Nitrobenzene-d5	60%		20-100%
321-60-8	2-Fluorobiphenyl	64%		20-106%
1718-51-0	Terphenyl-d14	93%		55-130%

(a) All results reported on wet weight basis.

ND = Not detected      MDL - Method Detection Limit  
 RL = Reporting Limit  
 E = Indicates value exceeds calibration range

J = Indicates an estimated value  
 B = Indicates analyte found in associated method blank  
 N = Indicates presumptive evidence of a compound



## Report of Analysis

<b>Client Sample ID:</b>	L20-0.7	<b>Date Sampled:</b>	07/20/11
<b>Lab Sample ID:</b>	C17096-15	<b>Date Received:</b>	07/21/11
<b>Matrix:</b>	SO - Soil	<b>Percent Solids:</b>	n/a <sup>a</sup>
<b>Method:</b>	SW846 8015B	<b>Project:</b> Romc Soil Investigation(Romic EPA) - 2081 Bay Road,East Palo Alto,CA	

Run #	File ID	DF	Analyzed	By	Prep Date	Prep Batch	Analytical Batch
Run #1	JK21567.D	1	08/03/11	TT	n/a	n/a	GJK889
Run #2							

Run #	Initial Weight	Final Volume	Methanol Aliquot
Run #1	5.26 g	5.0 ml	2.0 ul
Run #2			

### TPH Volatiles

CAS No.	Compound	Result	RL	MDL	Units	Q
	TPH-GRO (C6-C10)	1980	240	120	mg/kg	
CAS No.	Surrogate Recoveries	Run# 1	Run# 2	Limits		
98-08-8	aaa-Trifluorotoluene	86%		60-157%		

(a) All results reported on wet weight basis.

ND = Not detected      MDL - Method Detection Limit  
 RL = Reporting Limit  
 E = Indicates value exceeds calibration range

J = Indicates an estimated value  
 B = Indicates analyte found in associated method blank  
 N = Indicates presumptive evidence of a compound

## Report of Analysis

Page 1 of 1

<b>Client Sample ID:</b>	L20-0.7	
<b>Lab Sample ID:</b>	C17096-15	<b>Date Sampled:</b> 07/20/11
<b>Matrix:</b>	SO - Soil	<b>Date Received:</b> 07/21/11
<b>Method:</b>	SW846 8081A SW846 3545A	<b>Percent Solids:</b> n/a <sup>a</sup>
<b>Project:</b>	Romic Soil Investigation(Romic EPA) - 2081 Bay Road, East Palo Alto, CA	

Run #	File ID	DF	Analyzed	By	Prep Date	Prep Batch	Analytical Batch
Run #1 <sup>b</sup>	OO22853.D	2000	07/28/11	RV	07/22/11	OP4280	G00730
Run #2							

Run #	Initial Weight	Final Volume
Run #1	10.1 g	10.0 ml
Run #2		

## Pesticide PPL List

CAS No.	Compound	Result	RL	MDL	Units	Q
309-00-2	Aldrin	ND	50000	20000	ug/kg	
319-84-6	alpha-BHC	ND	50000	22000	ug/kg	
319-85-7	beta-BHC	ND	50000	6900	ug/kg	
319-86-8	delta-BHC	ND	50000	6900	ug/kg	
58-89-9	gamma-BHC (Lindane)	ND	50000	15000	ug/kg	
12789-03-6	Chlordane	ND	200000	200000	ug/kg	
60-57-1	Dieldrin	ND	50000	5900	ug/kg	
72-54-8	4,4' -DDD	ND	50000	6900	ug/kg	
72-55-9	4,4' -DDE	ND	50000	5900	ug/kg	
50-29-3	4,4' -DDT	ND	50000	5900	ug/kg	
72-20-8	Endrin	ND	50000	5900	ug/kg	
7421-93-4	Endrin aldehyde	ND	50000	12000	ug/kg	
959-98-8	Endosulfan-I	ND	50000	6900	ug/kg	
33213-65-9	Endosulfan-II	ND	50000	6900	ug/kg	
1031-07-8	Endosulfan sulfate	ND	50000	16000	ug/kg	
76-44-8	Heptachlor	ND	50000	12000	ug/kg	
1024-57-3	Heptachlor epoxide	ND	50000	7900	ug/kg	
72-43-5	Methoxychlor	ND	50000	6900	ug/kg	
8001-35-2	Toxaphene	ND	200000	200000	ug/kg	

CAS No.	Surrogate Recoveries	Run# 1	Run# 2	Limits
877-09-8	Tetrachloro-m-xylene	98%		35-132%
877-09-8	Tetrachloro-m-xylene	143% <sup>c</sup>		35-132%
2051-24-3	Decachlorobiphenyl	184% <sup>c</sup>		35-132%
2051-24-3	Decachlorobiphenyl	151% <sup>c</sup>		35-132%

(a) All results reported on wet weight basis.

(b) Reporting limits raised due to high concentration of PCB (Aroclor 1260) and non-target Hydrocarbons.

(c) Outside control limits due to dilution.

ND = Not detected MDL - Method Detection Limit

RL = Reporting Limit

E = Indicates value exceeds calibration range

J = Indicates an estimated value

B = Indicates analyte found in associated method blank

N = Indicates presumptive evidence of a compound

## Report of Analysis

<b>Client Sample ID:</b> L20-0.7		<b>Date Sampled:</b> 07/20/11
<b>Lab Sample ID:</b> C17096-15		<b>Date Received:</b> 07/21/11
<b>Matrix:</b> SO - Soil		<b>Percent Solids:</b> n/a <sup>a</sup>
<b>Method:</b> SW846 8082 SW846 3545A		
<b>Project:</b> Romic Soil Investigation(Romic EPA) - 2081 Bay Road, East Palo Alto, CA		

Run #1	File ID	DF	Analyzed	By	Prep Date	Prep Batch	Analytical Batch
Run #1	PP20379.D	500	07/24/11	RV	07/22/11	OP4281	GPP690
Run #2							

Run #1	Initial Weight	Final Volume
Run #1	10.1 g	10.0 ml
Run #2		

**PCB List**

CAS No.	Compound	Result	RL	MDL	Units	Q
12674-11-2	Aroclor 1016	ND	50000	8400	ug/kg	
11104-28-2	Aroclor 1221	ND	50000	25000	ug/kg	
11141-16-5	Aroclor 1232	ND	50000	25000	ug/kg	
53469-21-9	Aroclor 1242	ND	50000	25000	ug/kg	
12672-29-6	Aroclor 1248	100000	50000	25000	ug/kg	
11097-69-1	Aroclor 1254	44100	50000	25000	ug/kg	J
11096-82-5	Aroclor 1260	16600	50000	9900	ug/kg	J

CAS No.	Surrogate Recoveries	Run# 1	Run# 2	Limits
877-09-8	Tetrachloro-m-xylene	97%		45-108%
877-09-8	Tetrachloro-m-xylene	129% <sup>b</sup>		45-108%
2051-24-3	Decachlorobiphenyl	320% <sup>b</sup>		54-121%
2051-24-3	Decachlorobiphenyl	87%		54-121%

- (a) All results reported on wet weight basis.
- (b) Outside control limits due to dilution.

---

ND = Not detected      MDL - Method Detection Limit      J = Indicates an estimated value  
 RL = Reporting Limit      B = Indicates analyte found in associated method blank  
 E = Indicates value exceeds calibration range      N = Indicates presumptive evidence of a compound

## Report of Analysis

<b>Client Sample ID:</b>	L20-0.7	
<b>Lab Sample ID:</b>	C17096-15	<b>Date Sampled:</b> 07/20/11
<b>Matrix:</b>	SO - Soil	<b>Date Received:</b> 07/21/11
<b>Method:</b>	SW846 8015B M SW846 3545A	<b>Percent Solids:</b> n/a <sup>a</sup>
<b>Project:</b>	Romic Soil Investigation(Romic EPA) - 2081 Bay Road, East Palo Alto, CA	

	File ID	DF	Analyzed	By	Prep Date	Prep Batch	Analytical Batch
Run #1	HH15559.D	40	07/27/11	JH	07/22/11	OP4277	GHH531
Run #2							

	Initial Weight	Final Volume
Run #1	10.1 g	10.0 ml
Run #2		

## TPH Extractable w/ Silica Gel Cleanup

CAS No.	Compound	Result	RL	MDL	Units	Q
	TPH (C10-C28)	15800	4000	2000	mg/kg	
	TPH (> C28-C40)	12300	7900	4000	mg/kg	

CAS No.	Surrogate Recoveries	Run# 1	Run# 2	Limits
630-01-3	Hexacosane	237% <sup>b</sup>		45-140%

(a) All results reported on wet weight basis.

(b) Outside control limits due to dilution.

ND = Not detected      MDL - Method Detection Limit

RL = Reporting Limit

E = Indicates value exceeds calibration range

J = Indicates an estimated value

B = Indicates analyte found in associated method blank

N = Indicates presumptive evidence of a compound

## Report of Analysis

<b>Client Sample ID:</b> L20-0.7	<b>Date Sampled:</b> 07/20/11
<b>Lab Sample ID:</b> C17096-15	<b>Date Received:</b> 07/21/11
<b>Matrix:</b> SO - Soil	<b>Percent Solids:</b> n/a <sup>a</sup>
<b>Project:</b> Romic Soil Investigation(Romic EPA) - 2081 Bay Road,East Palo Alto,CA	

## Metals Analysis

Analyte	Result	RL	Units	DF	Prep	Analyzed By	Method	Prep Method
Antimony <sup>b</sup>	13.2	3.8	mg/kg	2	07/22/11	07/27/11	DQ SW846 6010B <sup>3</sup>	SW846 3050B <sup>4</sup>
Arsenic <sup>b</sup>	< 3.8	3.8	mg/kg	2	07/22/11	07/27/11	DQ SW846 6010B <sup>3</sup>	SW846 3050B <sup>4</sup>
Barium <sup>b</sup>	1570	38	mg/kg	2	07/22/11	07/27/11	DQ SW846 6010B <sup>3</sup>	SW846 3050B <sup>4</sup>
Beryllium <sup>b</sup>	< 1.9	1.9	mg/kg	2	07/22/11	07/27/11	DQ SW846 6010B <sup>3</sup>	SW846 3050B <sup>4</sup>
Cadmium	19.5	0.96	mg/kg	1	07/22/11	07/27/11	DQ SW846 6010B <sup>2</sup>	SW846 3050B <sup>4</sup>
Chromium	1280	0.96	mg/kg	1	07/22/11	07/27/11	DQ SW846 6010B <sup>2</sup>	SW846 3050B <sup>4</sup>
Cobalt <sup>b</sup>	98.3	1.9	mg/kg	2	07/22/11	07/27/11	DQ SW846 6010B <sup>3</sup>	SW846 3050B <sup>4</sup>
Copper	532	2.4	mg/kg	1	07/22/11	07/27/11	DQ SW846 6010B <sup>2</sup>	SW846 3050B <sup>4</sup>
Lead	7120	1.9	mg/kg	1	07/22/11	07/27/11	DQ SW846 6010B <sup>2</sup>	SW846 3050B <sup>4</sup>
Mercury	21.5	2.0	mg/kg	50	07/25/11	07/25/11	PH SW846 7471A <sup>1</sup>	SW846 7471A <sup>5</sup>
Molybdenum	99.2	1.9	mg/kg	1	07/22/11	07/27/11	DQ SW846 6010B <sup>3</sup>	SW846 3050B <sup>4</sup>
Nickel	62.2	0.96	mg/kg	1	07/22/11	07/27/11	DQ SW846 6010B <sup>2</sup>	SW846 3050B <sup>4</sup>
Selenium <sup>b</sup>	11.0	3.8	mg/kg	2	07/22/11	07/27/11	DQ SW846 6010B <sup>3</sup>	SW846 3050B <sup>4</sup>
Silver	2.4	0.96	mg/kg	1	07/22/11	07/27/11	DQ SW846 6010B <sup>2</sup>	SW846 3050B <sup>4</sup>
Thallium <sup>b</sup>	< 3.8	3.8	mg/kg	2	07/22/11	07/27/11	DQ SW846 6010B <sup>3</sup>	SW846 3050B <sup>4</sup>
Vanadium <sup>b</sup>	47.3	1.9	mg/kg	2	07/22/11	07/27/11	DQ SW846 6010B <sup>3</sup>	SW846 3050B <sup>4</sup>
Zinc <sup>b</sup>	4630	3.8	mg/kg	2	07/22/11	07/27/11	DQ SW846 6010B <sup>3</sup>	SW846 3050B <sup>4</sup>

(1) Instrument QC Batch: MA2004

(2) Instrument QC Batch: MA2008

(3) Instrument QC Batch: MA2011

(4) Prep QC Batch: MP3750

(5) Prep QC Batch: MP3761

(a) All results reported on wet weight basis.

(b) Elevated reporting limit(s) due to matrix interference and/or dilution required for high interfering element.

RL = Reporting Limit

## Report of Analysis

<b>Client Sample ID:</b>	L20-3.2	<b>Date Sampled:</b>	07/20/11
<b>Lab Sample ID:</b>	C17096-16	<b>Date Received:</b>	07/21/11
<b>Matrix:</b>	SO - Soil	<b>Percent Solids:</b>	n/a <sup>a</sup>
<b>Method:</b>	SW846 8260B	<b>Project:</b> Romic Soil Investigation(Romic EPA) - 2081 Bay Road, East Palo Alto, CA	

Run #	File ID	DF	Analyzed	By	Prep Date	Prep Batch	Analytical Batch
Run #1	M26161.D	1	08/03/11	TN	n/a	n/a	VM833
Run #2	M26191.D	1	08/03/11	TN	n/a	n/a	VM834

Run #	Initial Weight	Final Volume	Methanol Aliquot
Run #1	6.79 g	5.0 ml	50.0 ul
Run #2	6.79 g	5.0 ml	5.0 ul

## VOA 8260 List

CAS No.	Compound	Result	RL	MDL	Units	Q
67-64-1	Acetone	ND	7400	1500	ug/kg	
71-43-2	Benzene	ND	370	110	ug/kg	
108-86-1	Bromobenzene	ND	370	110	ug/kg	
74-97-5	Bromochloromethane	ND	370	110	ug/kg	
75-27-4	Bromodichloromethane	ND	370	74	ug/kg	
75-25-2	Bromoform	ND	370	74	ug/kg	
104-51-8	n-Butylbenzene	ND	370	110	ug/kg	
135-98-8	sec-Butylbenzene	ND	370	110	ug/kg	
98-06-6	tert-Butylbenzene	ND	370	110	ug/kg	
108-90-7	Chlorobenzene	ND	370	110	ug/kg	
75-00-3	Chloroethane	ND	370	110	ug/kg	
67-66-3	Chloroform	ND	370	110	ug/kg	
95-49-8	o-Chlorotoluene	ND	370	110	ug/kg	
106-43-4	p-Chlorotoluene	ND	370	110	ug/kg	
56-23-5	Carbon tetrachloride	ND	370	74	ug/kg	
75-34-3	1,1-Dichloroethane	ND	370	74	ug/kg	
75-35-4	1,1-Dichloroethylene	ND	370	110	ug/kg	
563-58-6	1,1-Dichloropropene	ND	370	110	ug/kg	
96-12-8	1,2-Dibromo-3-chloropropane	ND	370	74	ug/kg	
106-93-4	1,2-Dibromoethane	ND	370	74	ug/kg	
107-06-2	1,2-Dichloroethane	ND	370	110	ug/kg	
78-87-5	1,2-Dichloropropane	ND	370	110	ug/kg	
142-28-9	1,3-Dichloropropane	ND	370	110	ug/kg	
108-20-3	Di-Isopropyl ether	ND	370	110	ug/kg	
594-20-7	2,2-Dichloropropane	ND	370	110	ug/kg	
124-48-1	Dibromochloromethane	ND	370	74	ug/kg	
75-71-8	Dichlorodifluoromethane	ND	370	74	ug/kg	
156-59-2	cis-1,2-Dichloroethylene	5280	370	110	ug/kg	
10061-01-5	cis-1,3-Dichloropropene	ND	370	110	ug/kg	
541-73-1	m-Dichlorobenzene	ND	370	110	ug/kg	
95-50-1	o-Dichlorobenzene	ND	370	110	ug/kg	
106-46-7	p-Dichlorobenzene	ND	370	110	ug/kg	

ND = Not detected MDL - Method Detection Limit

RL = Reporting Limit

E = Indicates value exceeds calibration range

J = Indicates an estimated value

B = Indicates analyte found in associated method blank

N = Indicates presumptive evidence of a compound

## Report of Analysis

<b>Client Sample ID:</b>	L20-3.2	<b>Date Sampled:</b>	07/20/11
<b>Lab Sample ID:</b>	C17096-16	<b>Date Received:</b>	07/21/11
<b>Matrix:</b>	SO - Soil	<b>Percent Solids:</b>	n/a <sup>a</sup>
<b>Method:</b>	SW846 8260B		
<b>Project:</b>	Romic Soil Investigation(Romic EPA) - 2081 Bay Road,East Palo Alto,CA		

## VOA 8260 List

CAS No.	Compound	Result	RL	MDL	Units	Q
156-60-5	trans-1,2-Dichloroethylene	ND	370	110	ug/kg	
10061-02-6	trans-1,3-Dichloropropene	ND	370	110	ug/kg	
100-41-4	Ethylbenzene	1720	370	110	ug/kg	
637-92-3	Ethyl tert-Butyl Ether	ND	370	110	ug/kg	
591-78-6	2-Hexanone	ND	2900	370	ug/kg	
87-68-3	Hexachlorobutadiene	ND	370	74	ug/kg	
98-82-8	Isopropylbenzene	ND	370	110	ug/kg	
99-87-6	p-Isopropyltoluene	ND	370	110	ug/kg	
108-10-1	4-Methyl-2-pentanone	1800	2900	1100	ug/kg	J
74-83-9	Methyl bromide	ND	370	180	ug/kg	
74-87-3	Methyl chloride	ND	370	110	ug/kg	
74-95-3	Methylene bromide	ND	370	180	ug/kg	
75-09-2	Methylene chloride	ND	1800	1200	ug/kg	
78-93-3	Methyl ethyl ketone	ND	2900	880	ug/kg	
1634-04-4	Methyl Tert Butyl Ether	ND	370	74	ug/kg	
91-20-3	Naphthalene	ND	370	110	ug/kg	
103-65-1	n-Propylbenzene	ND	370	110	ug/kg	
100-42-5	Styrene	ND	370	74	ug/kg	
994-05-8	Tert-Amyl Methyl Ether	ND	370	88	ug/kg	
75-65-0	Tert Butyl Alcohol	ND	2900	740	ug/kg	
630-20-6	1,1,1,2-Tetrachloroethane	ND	370	74	ug/kg	
71-55-6	1,1,1-Trichloroethane	ND	370	110	ug/kg	
79-34-5	1,1,2,2-Tetrachloroethane	ND	370	74	ug/kg	
79-00-5	1,1,2-Trichloroethane	ND	370	74	ug/kg	
87-61-6	1,2,3-Trichlorobenzene	ND	370	110	ug/kg	
96-18-4	1,2,3-Trichloropropane	ND	370	110	ug/kg	
120-82-1	1,2,4-Trichlorobenzene	ND	370	110	ug/kg	
95-63-6	1,2,4-Trimethylbenzene	259	370	110	ug/kg	J
108-67-8	1,3,5-Trimethylbenzene	ND	370	110	ug/kg	
127-18-4	Tetrachloroethylene	ND	370	260	ug/kg	
108-88-3	Toluene	17700 <sup>b</sup>	3700	1100	ug/kg	
79-01-6	Trichloroethylene	ND	370	74	ug/kg	
75-69-4	Trichlorofluoromethane	ND	370	88	ug/kg	
75-01-4	Vinyl chloride	472	370	180	ug/kg	
1330-20-7	Xylene (total)	12300	740	290	ug/kg	

CAS No.	Surrogate Recoveries	Run# 1	Run# 2	Limits
1868-53-7	Dibromofluoromethane	86%	88%	60-130%
2037-26-5	Toluene-D8	103%	104%	60-130%

ND = Not detected MDL - Method Detection Limit

RL = Reporting Limit

E = Indicates value exceeds calibration range

J = Indicates an estimated value

B = Indicates analyte found in associated method blank

N = Indicates presumptive evidence of a compound

## Report of Analysis

<b>Client Sample ID:</b> L20-3.2	
<b>Lab Sample ID:</b> C17096-16	<b>Date Sampled:</b> 07/20/11
<b>Matrix:</b> SO - Soil	<b>Date Received:</b> 07/21/11
<b>Method:</b> SW846 8260B	<b>Percent Solids:</b> n/a <sup>a</sup>
<b>Project:</b> Romic Soil Investigation(Romic EPA) - 2081 Bay Road, East Palo Alto, CA	

**VOA 8260 List**

CAS No.	Surrogate Recoveries	Run# 1	Run# 2	Limits
460-00-4	4-Bromofluorobenzene	99%	101%	60-130%

- (a) All results reported on wet weight basis.
- (b) Result is from Run# 2

---

ND = Not detected	MDL - Method Detection Limit	J = Indicates an estimated value
RL = Reporting Limit		B = Indicates analyte found in associated method blank
E = Indicates value exceeds calibration range		N = Indicates presumptive evidence of a compound



## Report of Analysis

<b>Client Sample ID:</b>	L20-6.2	<b>Date Sampled:</b>	07/20/11
<b>Lab Sample ID:</b>	C17096-17	<b>Date Received:</b>	07/21/11
<b>Matrix:</b>	SO - Soil	<b>Percent Solids:</b>	n/a <sup>a</sup>
<b>Method:</b>	SW846 8260B	<b>Project:</b> Romic Soil Investigation(Romic EPA) - 2081 Bay Road,East Palo Alto,CA	

Run #	File ID	DF	Analyzed	By	Prep Date	Prep Batch	Analytical Batch
Run #1	M26117.D	1	08/01/11	TN	n/a	n/a	VM832
Run #2							

Run #	Initial Weight
Run #1	6.23 g
Run #2	

## VOA 8260 List

CAS No.	Compound	Result	RL	MDL	Units	Q
67-64-1	Acetone	20.6	80	16	ug/kg	J
71-43-2	Benzene	10.9	4.0	1.2	ug/kg	
108-86-1	Bromobenzene	ND	4.0	1.2	ug/kg	
74-97-5	Bromochloromethane	ND	4.0	1.2	ug/kg	
75-27-4	Bromodichloromethane	ND	4.0	0.80	ug/kg	
75-25-2	Bromoform	ND	4.0	0.80	ug/kg	
104-51-8	n-Butylbenzene	ND	4.0	1.2	ug/kg	
135-98-8	sec-Butylbenzene	ND	4.0	1.2	ug/kg	
98-06-6	tert-Butylbenzene	ND	4.0	1.2	ug/kg	
108-90-7	Chlorobenzene	ND	4.0	1.2	ug/kg	
75-00-3	Chloroethane	2.9	4.0	1.2	ug/kg	J
67-66-3	Chloroform	ND	4.0	1.2	ug/kg	
95-49-8	o-Chlorotoluene	ND	4.0	1.2	ug/kg	
106-43-4	p-Chlorotoluene	ND	4.0	1.2	ug/kg	
56-23-5	Carbon tetrachloride	ND	4.0	0.80	ug/kg	
75-34-3	1,1-Dichloroethane	12.1	4.0	0.80	ug/kg	
75-35-4	1,1-Dichloroethylene	ND	4.0	1.2	ug/kg	
563-58-6	1,1-Dichloropropene	ND	4.0	1.2	ug/kg	
96-12-8	1,2-Dibromo-3-chloropropane	ND	4.0	0.80	ug/kg	
106-93-4	1,2-Dibromoethane	ND	4.0	0.80	ug/kg	
107-06-2	1,2-Dichloroethane	ND	4.0	1.2	ug/kg	
78-87-5	1,2-Dichloropropane	ND	4.0	1.2	ug/kg	
142-28-9	1,3-Dichloropropane	ND	4.0	1.2	ug/kg	
108-20-3	Di-Isopropyl ether	2.4	4.0	1.2	ug/kg	J
594-20-7	2,2-Dichloropropane	ND	4.0	1.2	ug/kg	
124-48-1	Dibromochloromethane	ND	4.0	0.80	ug/kg	
75-71-8	Dichlorodifluoromethane	ND	4.0	0.80	ug/kg	
156-59-2	cis-1,2-Dichloroethylene	2.3	4.0	1.2	ug/kg	J
10061-01-5	cis-1,3-Dichloropropene	ND	4.0	1.2	ug/kg	
541-73-1	m-Dichlorobenzene	ND	4.0	1.2	ug/kg	
95-50-1	o-Dichlorobenzene	ND	4.0	1.2	ug/kg	
106-46-7	p-Dichlorobenzene	ND	4.0	1.2	ug/kg	

ND = Not detected MDL - Method Detection Limit

RL = Reporting Limit

E = Indicates value exceeds calibration range

J = Indicates an estimated value

B = Indicates analyte found in associated method blank

N = Indicates presumptive evidence of a compound

## Report of Analysis

<b>Client Sample ID:</b>	L20-6.2	<b>Date Sampled:</b>	07/20/11
<b>Lab Sample ID:</b>	C17096-17	<b>Date Received:</b>	07/21/11
<b>Matrix:</b>	SO - Soil	<b>Percent Solids:</b>	n/a <sup>a</sup>
<b>Method:</b>	SW846 8260B	<b>Project:</b> Romic Soil Investigation(Romic EPA) - 2081 Bay Road,East Palo Alto,CA	

## VOA 8260 List

CAS No.	Compound	Result	RL	MDL	Units	Q
156-60-5	trans-1,2-Dichloroethylene	ND	4.0	1.2	ug/kg	
10061-02-6	trans-1,3-Dichloropropene	ND	4.0	1.2	ug/kg	
100-41-4	Ethylbenzene	11.5	4.0	1.2	ug/kg	
637-92-3	Ethyl tert-Butyl Ether	ND	4.0	1.2	ug/kg	
591-78-6	2-Hexanone	ND	32	4.0	ug/kg	
87-68-3	Hexachlorobutadiene	ND	4.0	0.80	ug/kg	
98-82-8	Isopropylbenzene	3.3	4.0	1.2	ug/kg	J
99-87-6	p-Isopropyltoluene	ND	4.0	1.2	ug/kg	
108-10-1	4-Methyl-2-pentanone	ND	32	12	ug/kg	
74-83-9	Methyl bromide <sup>b</sup>	ND	4.0	2.0	ug/kg	
74-87-3	Methyl chloride	ND	4.0	1.2	ug/kg	
74-95-3	Methylene bromide	ND	4.0	2.0	ug/kg	
75-09-2	Methylene chloride	ND	20	13	ug/kg	
78-93-3	Methyl ethyl ketone	ND	32	9.6	ug/kg	
1634-04-4	Methyl Tert Butyl Ether	ND	4.0	0.80	ug/kg	
91-20-3	Naphthalene	ND	4.0	1.2	ug/kg	
103-65-1	n-Propylbenzene	ND	4.0	1.2	ug/kg	
100-42-5	Styrene	ND	4.0	0.80	ug/kg	
994-05-8	Tert-Amyl Methyl Ether	ND	4.0	0.96	ug/kg	
75-65-0	Tert Butyl Alcohol	79.6	32	8.0	ug/kg	
630-20-6	1,1,1,2-Tetrachloroethane	ND	4.0	0.80	ug/kg	
71-55-6	1,1,1-Trichloroethane	ND	4.0	1.2	ug/kg	
79-34-5	1,1,2,2-Tetrachloroethane	ND	4.0	0.80	ug/kg	
79-00-5	1,1,2-Trichloroethane	ND	4.0	0.80	ug/kg	
87-61-6	1,2,3-Trichlorobenzene	ND	4.0	1.2	ug/kg	
96-18-4	1,2,3-Trichloropropane	ND	4.0	1.2	ug/kg	
120-82-1	1,2,4-Trichlorobenzene	ND	4.0	1.2	ug/kg	
95-63-6	1,2,4-Trimethylbenzene	ND	4.0	1.2	ug/kg	
108-67-8	1,3,5-Trimethylbenzene	ND	4.0	1.2	ug/kg	
127-18-4	Tetrachloroethylene	ND	4.0	2.8	ug/kg	
108-88-3	Toluene	20.1	4.0	1.2	ug/kg	
79-01-6	Trichloroethylene	ND	4.0	0.80	ug/kg	
75-69-4	Trichlorofluoromethane <sup>b</sup>	ND	4.0	0.96	ug/kg	
75-01-4	Vinyl chloride	ND	4.0	2.0	ug/kg	
1330-20-7	Xylene (total)	16.4	8.0	3.2	ug/kg	

CAS No.	Surrogate Recoveries	Run# 1	Run# 2	Limits
1868-53-7	Dibromofluoromethane	86%		60-130%
2037-26-5	Toluene-D8	87%		60-130%

ND = Not detected MDL - Method Detection Limit

RL = Reporting Limit

E = Indicates value exceeds calibration range

J = Indicates an estimated value

B = Indicates analyte found in associated method blank

N = Indicates presumptive evidence of a compound

**Report of Analysis**

<b>Client Sample ID:</b>	L20-6.2	<b>Date Sampled:</b>	07/20/11
<b>Lab Sample ID:</b>	C17096-17	<b>Date Received:</b>	07/21/11
<b>Matrix:</b>	SO - Soil	<b>Percent Solids:</b>	n/a <sup>a</sup>
<b>Method:</b>	SW846 8260B	<b>Project:</b> Romic Soil Investigation(Romic EPA) - 2081 Bay Road, East Palo Alto, CA	

**VOA 8260 List**

CAS No.	Surrogate Recoveries	Run# 1	Run# 2	Limits
460-00-4	4-Bromofluorobenzene	100%		60-130%

(a) All results reported on wet weight basis.

(b) CCV outside of control limits (biased high); not detected in sample.

ND = Not detected      MDL - Method Detection Limit  
 RL = Reporting Limit  
 E = Indicates value exceeds calibration range

J = Indicates an estimated value  
 B = Indicates analyte found in associated method blank  
 N = Indicates presumptive evidence of a compound

## Report of Analysis

<b>Client Sample ID:</b>	L23-0.5	<b>Date Sampled:</b>	07/20/11
<b>Lab Sample ID:</b>	C17096-18	<b>Date Received:</b>	07/21/11
<b>Matrix:</b>	SO - Soil	<b>Percent Solids:</b>	n/a <sup>a</sup>
<b>Method:</b>	SW846 8260B	<b>Project:</b> Romic Soil Investigation(Romic EPA) - 2081 Bay Road, East Palo Alto, CA	

Run #1	File ID	DF	Analyzed	By	Prep Date	Prep Batch	Analytical Batch
Run #1	M26118.D	1	08/01/11	TN	n/a	n/a	VM832
Run #2							

Run #1	Initial Weight
Run #1	5.66 g
Run #2	

## VOA 8260 List

CAS No.	Compound	Result	RL	MDL	Units	Q
67-64-1	Acetone	38.7	88	18	ug/kg	J
71-43-2	Benzene	14.4	4.4	1.3	ug/kg	
108-86-1	Bromobenzene	ND	4.4	1.3	ug/kg	
74-97-5	Bromochloromethane	ND	4.4	1.3	ug/kg	
75-27-4	Bromodichloromethane	ND	4.4	0.88	ug/kg	
75-25-2	Bromoform	ND	4.4	0.88	ug/kg	
104-51-8	n-Butylbenzene	ND	4.4	1.3	ug/kg	
135-98-8	sec-Butylbenzene	ND	4.4	1.3	ug/kg	
98-06-6	tert-Butylbenzene	ND	4.4	1.3	ug/kg	
108-90-7	Chlorobenzene	ND	4.4	1.3	ug/kg	
75-00-3	Chloroethane	1.9	4.4	1.3	ug/kg	J
67-66-3	Chloroform	ND	4.4	1.3	ug/kg	
95-49-8	o-Chlorotoluene	ND	4.4	1.3	ug/kg	
106-43-4	p-Chlorotoluene	ND	4.4	1.3	ug/kg	
56-23-5	Carbon tetrachloride	ND	4.4	0.88	ug/kg	
75-34-3	1,1-Dichloroethane	ND	4.4	0.88	ug/kg	
75-35-4	1,1-Dichloroethylene	ND	4.4	1.3	ug/kg	
563-58-6	1,1-Dichloropropene	ND	4.4	1.3	ug/kg	
96-12-8	1,2-Dibromo-3-chloropropane	ND	4.4	0.88	ug/kg	
106-93-4	1,2-Dibromoethane	ND	4.4	0.88	ug/kg	
107-06-2	1,2-Dichloroethane	ND	4.4	1.3	ug/kg	
78-87-5	1,2-Dichloropropane	ND	4.4	1.3	ug/kg	
142-28-9	1,3-Dichloropropane	ND	4.4	1.3	ug/kg	
108-20-3	Di-Isopropyl ether	ND	4.4	1.3	ug/kg	
594-20-7	2,2-Dichloropropane	ND	4.4	1.3	ug/kg	
124-48-1	Dibromochloromethane	ND	4.4	0.88	ug/kg	
75-71-8	Dichlorodifluoromethane	ND	4.4	0.88	ug/kg	
156-59-2	cis-1,2-Dichloroethylene	ND	4.4	1.3	ug/kg	
10061-01-5	cis-1,3-Dichloropropene	ND	4.4	1.3	ug/kg	
541-73-1	m-Dichlorobenzene	ND	4.4	1.3	ug/kg	
95-50-1	o-Dichlorobenzene	ND	4.4	1.3	ug/kg	
106-46-7	p-Dichlorobenzene	ND	4.4	1.3	ug/kg	

ND = Not detected MDL - Method Detection Limit

RL = Reporting Limit

E = Indicates value exceeds calibration range

J = Indicates an estimated value

B = Indicates analyte found in associated method blank

N = Indicates presumptive evidence of a compound

## Report of Analysis

<b>Client Sample ID:</b>	L23-0.5	<b>Date Sampled:</b>	07/20/11
<b>Lab Sample ID:</b>	C17096-18	<b>Date Received:</b>	07/21/11
<b>Matrix:</b>	SO - Soil	<b>Percent Solids:</b>	n/a <sup>a</sup>
<b>Method:</b>	SW846 8260B	<b>Project:</b> Romic Soil Investigation(Romic EPA) - 2081 Bay Road,East Palo Alto,CA	

## VOA 8260 List

CAS No.	Compound	Result	RL	MDL	Units	Q
156-60-5	trans-1,2-Dichloroethylene	ND	4.4	1.3	ug/kg	
10061-02-6	trans-1,3-Dichloropropene	ND	4.4	1.3	ug/kg	
100-41-4	Ethylbenzene	3.5	4.4	1.3	ug/kg	J
637-92-3	Ethyl tert-Butyl Ether	ND	4.4	1.3	ug/kg	
591-78-6	2-Hexanone	ND	35	4.4	ug/kg	
87-68-3	Hexachlorobutadiene	ND	4.4	0.88	ug/kg	
98-82-8	Isopropylbenzene	ND	4.4	1.3	ug/kg	
99-87-6	p-Isopropyltoluene	ND	4.4	1.3	ug/kg	
108-10-1	4-Methyl-2-pentanone	ND	35	13	ug/kg	
74-83-9	Methyl bromide <sup>b</sup>	ND	4.4	2.2	ug/kg	
74-87-3	Methyl chloride	ND	4.4	1.3	ug/kg	
74-95-3	Methylene bromide	ND	4.4	2.2	ug/kg	
75-09-2	Methylene chloride	ND	22	14	ug/kg	
78-93-3	Methyl ethyl ketone	ND	35	11	ug/kg	
1634-04-4	Methyl Tert Butyl Ether	ND	4.4	0.88	ug/kg	
91-20-3	Naphthalene	ND	4.4	1.3	ug/kg	
103-65-1	n-Propylbenzene	ND	4.4	1.3	ug/kg	
100-42-5	Styrene	ND	4.4	0.88	ug/kg	
994-05-8	Tert-Amyl Methyl Ether	ND	4.4	1.1	ug/kg	
75-65-0	Tert Butyl Alcohol	ND	35	8.8	ug/kg	
630-20-6	1,1,1,2-Tetrachloroethane	ND	4.4	0.88	ug/kg	
71-55-6	1,1,1-Trichloroethane	ND	4.4	1.3	ug/kg	
79-34-5	1,1,2,2-Tetrachloroethane	ND	4.4	0.88	ug/kg	
79-00-5	1,1,2-Trichloroethane	ND	4.4	0.88	ug/kg	
87-61-6	1,2,3-Trichlorobenzene	ND	4.4	1.3	ug/kg	
96-18-4	1,2,3-Trichloropropane	ND	4.4	1.3	ug/kg	
120-82-1	1,2,4-Trichlorobenzene	ND	4.4	1.3	ug/kg	
95-63-6	1,2,4-Trimethylbenzene	ND	4.4	1.3	ug/kg	
108-67-8	1,3,5-Trimethylbenzene	ND	4.4	1.3	ug/kg	
127-18-4	Tetrachloroethylene	ND	4.4	3.1	ug/kg	
108-88-3	Toluene	8.3	4.4	1.3	ug/kg	
79-01-6	Trichloroethylene	ND	4.4	0.88	ug/kg	
75-69-4	Trichlorofluoromethane <sup>b</sup>	ND	4.4	1.1	ug/kg	
75-01-4	Vinyl chloride	ND	4.4	2.2	ug/kg	
1330-20-7	Xylene (total)	28.1	8.8	3.5	ug/kg	

CAS No.	Surrogate Recoveries	Run# 1	Run# 2	Limits
1868-53-7	Dibromofluoromethane	86%		60-130%
2037-26-5	Toluene-D8	89%		60-130%

ND = Not detected MDL - Method Detection Limit

RL = Reporting Limit

E = Indicates value exceeds calibration range

J = Indicates an estimated value

B = Indicates analyte found in associated method blank

N = Indicates presumptive evidence of a compound

## Report of Analysis

<b>Client Sample ID:</b>	L23-0.5	
<b>Lab Sample ID:</b>	C17096-18	<b>Date Sampled:</b> 07/20/11
<b>Matrix:</b>	SO - Soil	<b>Date Received:</b> 07/21/11
<b>Method:</b>	SW846 8260B	<b>Percent Solids:</b> n/a <sup>a</sup>
<b>Project:</b>	Romic Soil Investigation(Romic EPA) - 2081 Bay Road, East Palo Alto, CA	

**VOA 8260 List**

CAS No.	Surrogate Recoveries	Run# 1	Run# 2	Limits
460-00-4	4-Bromofluorobenzene	101%		60-130%

- (a) All results reported on wet weight basis.
- (b) CCV outside of control limits (biased high); not detected in sample.

---

ND = Not detected	MDL - Method Detection Limit	J = Indicates an estimated value
RL = Reporting Limit		B = Indicates analyte found in associated method blank
E = Indicates value exceeds calibration range		N = Indicates presumptive evidence of a compound

## Report of Analysis

<b>Client Sample ID:</b>	L23-0.5	<b>Date Sampled:</b>	07/20/11
<b>Lab Sample ID:</b>	C17096-18	<b>Date Received:</b>	07/21/11
<b>Matrix:</b>	SO - Soil	<b>Percent Solids:</b>	n/a <sup>a</sup>
<b>Method:</b>	SW846 8270C SW846 3550B	<b>Project:</b> Romic Soil Investigation(Romic EPA) - 2081 Bay Road, East Palo Alto, CA	

Run #1	File ID	DF	Analyzed	By	Prep Date	Prep Batch	Analytical Batch
Run #1	Y9007.D	1	07/24/11	MT	07/23/11	OP4289	EY429
Run #2							

Run #1	Initial Weight	Final Volume
Run #1	10.2 g	1.0 ml
Run #2		

## ABN Full List

CAS No.	Compound	Result	RL	MDL	Units	Q
65-85-0	Benzoic acid	ND	980	870	ug/kg	
95-57-8	2-Chlorophenol	ND	980	670	ug/kg	
59-50-7	4-Chloro-3-methyl phenol	ND	490	410	ug/kg	
120-83-2	2,4-Dichlorophenol	ND	490	140	ug/kg	
105-67-9	2,4-Dimethylphenol	ND	490	150	ug/kg	
51-28-5	2,4-Dinitrophenol	ND	2500	830	ug/kg	
534-52-1	4,6-Dinitro-o-cresol	ND	2000	1000	ug/kg	
95-48-7	2-Methylphenol	ND	490	170	ug/kg	
	3&4-Methylphenol	ND	490	150	ug/kg	
88-75-5	2-Nitrophenol	ND	490	130	ug/kg	
100-02-7	4-Nitrophenol	ND	2000	1200	ug/kg	
87-86-5	Pentachlorophenol	ND	490	410	ug/kg	
108-95-2	Phenol	ND	2000	1300	ug/kg	
95-95-4	2,4,5-Trichlorophenol	ND	490	120	ug/kg	
88-06-2	2,4,6-Trichlorophenol	ND	490	160	ug/kg	
83-32-9	Acenaphthene	ND	980	490	ug/kg	
208-96-8	Acenaphthylene	ND	490	200	ug/kg	
62-53-3	Aniline	ND	490	140	ug/kg	
120-12-7	Anthracene	ND	490	98	ug/kg	
103-33-3	Azobenzene	ND	490	170	ug/kg	
92-87-5	Benzidine	ND	2500	720	ug/kg	
56-55-3	Benzo(a)anthracene	ND	490	69	ug/kg	
50-32-8	Benzo(a)pyrene	ND	490	88	ug/kg	
205-99-2	Benzo(b)fluoranthene	ND	490	59	ug/kg	
191-24-2	Benzo(g,h,i)perylene	ND	490	150	ug/kg	
207-08-9	Benzo(k)fluoranthene	ND	490	120	ug/kg	
101-55-3	4-Bromophenyl phenyl ether	ND	490	150	ug/kg	
85-68-7	Butyl benzyl phthalate	181	490	110	ug/kg	J
100-51-6	Benzyl Alcohol	ND	980	160	ug/kg	
91-58-7	2-Chloronaphthalene	ND	490	180	ug/kg	
106-47-8	4-Chloroaniline	ND	490	140	ug/kg	
86-74-8	Carbazole	ND	490	78	ug/kg	

ND = Not detected MDL - Method Detection Limit

RL = Reporting Limit

E = Indicates value exceeds calibration range

J = Indicates an estimated value

B = Indicates analyte found in associated method blank

N = Indicates presumptive evidence of a compound

## Report of Analysis

<b>Client Sample ID:</b>	L23-0.5	<b>Date Sampled:</b>	07/20/11
<b>Lab Sample ID:</b>	C17096-18	<b>Date Received:</b>	07/21/11
<b>Matrix:</b>	SO - Soil	<b>Percent Solids:</b>	n/a <sup>a</sup>
<b>Method:</b>	SW846 8270C SW846 3550B		
<b>Project:</b>	Romic Soil Investigation(Romic EPA) - 2081 Bay Road,East Palo Alto,CA		

## ABN Full List

CAS No.	Compound	Result	RL	MDL	Units	Q
218-01-9	Chrysene	ND	490	98	ug/kg	
111-91-1	bis(2-Chloroethoxy)methane	ND	490	180	ug/kg	
111-44-4	bis(2-Chloroethyl)ether	ND	490	230	ug/kg	
108-60-1	bis(2-Chloroisopropyl)ether	ND	490	260	ug/kg	
7005-72-3	4-Chlorophenyl phenyl ether	ND	490	190	ug/kg	
95-50-1	1,2-Dichlorobenzene	ND	490	160	ug/kg	
541-73-1	1,3-Dichlorobenzene	ND	490	150	ug/kg	
106-46-7	1,4-Dichlorobenzene	ND	490	410	ug/kg	
121-14-2	2,4-Dinitrotoluene	ND	490	450	ug/kg	
606-20-2	2,6-Dinitrotoluene	ND	980	310	ug/kg	
91-94-1	3,3' -Dichlorobenzidine	ND	2500	140	ug/kg	
53-70-3	Dibenzo(a,h)anthracene	ND	490	130	ug/kg	
132-64-9	Dibenzofuran	ND	490	160	ug/kg	
122-39-4	Diphenylamine	ND	490	120	ug/kg	
84-74-2	Di-n-butyl phthalate	112	490	98	ug/kg	J
117-84-0	Di-n-octyl phthalate	ND	490	130	ug/kg	
84-66-2	Diethyl phthalate	ND	490	170	ug/kg	
131-11-3	Dimethyl phthalate	ND	490	180	ug/kg	
117-81-7	bis(2-Ethylhexyl)phthalate	1790	490	220	ug/kg	
206-44-0	Fluoranthene	ND	490	98	ug/kg	
86-73-7	Fluorene	ND	490	180	ug/kg	
118-74-1	Hexachlorobenzene	ND	490	130	ug/kg	
87-68-3	Hexachlorobutadiene	ND	490	190	ug/kg	
77-47-4	Hexachlorocyclopentadiene	ND	490	140	ug/kg	
67-72-1	Hexachloroethane	ND	490	160	ug/kg	
193-39-5	Indeno(1,2,3-cd)pyrene	ND	490	140	ug/kg	
78-59-1	Isophorone	ND	490	170	ug/kg	
90-12-0	1-Methylnaphthalene	ND	490	160	ug/kg	
91-57-6	2-Methylnaphthalene	ND	490	160	ug/kg	
88-74-4	2-Nitroaniline	ND	490	120	ug/kg	
99-09-2	3-Nitroaniline	ND	490	120	ug/kg	
100-01-6	4-Nitroaniline	ND	490	290	ug/kg	
91-20-3	Naphthalene	ND	490	170	ug/kg	
98-95-3	Nitrobenzene	ND	490	160	ug/kg	
62-75-9	N-Nitrosodimethylamine	ND	4900	2200	ug/kg	
621-64-7	N-Nitroso-di-n-propylamine	ND	980	540	ug/kg	
85-01-8	Phenanthrene	ND	490	110	ug/kg	
129-00-0	Pyrene	ND	980	670	ug/kg	
110-86-1	Pyridine	ND	2000	220	ug/kg	
120-82-1	1,2,4-Trichlorobenzene	ND	490	330	ug/kg	

ND = Not detected MDL - Method Detection Limit

RL = Reporting Limit

E = Indicates value exceeds calibration range

J = Indicates an estimated value

B = Indicates analyte found in associated method blank

N = Indicates presumptive evidence of a compound



## Report of Analysis

<b>Client Sample ID:</b>	L23-0.5	
<b>Lab Sample ID:</b>	C17096-18	<b>Date Sampled:</b> 07/20/11
<b>Matrix:</b>	SO - Soil	<b>Date Received:</b> 07/21/11
<b>Method:</b>	SW846 8270C SW846 3550B	<b>Percent Solids:</b> n/a <sup>a</sup>
<b>Project:</b>	Romic Soil Investigation(Romic EPA) - 2081 Bay Road, East Palo Alto, CA	

## ABN Full List

CAS No.	Surrogate Recoveries	Run# 1	Run# 2	Limits
367-12-4	2-Fluorophenol	44%		20-100%
4165-62-2	Phenol-d5	47%		20-100%
118-79-6	2,4,6-Tribromophenol	82%		30-100%
4165-60-0	Nitrobenzene-d5	46%		20-100%
321-60-8	2-Fluorobiphenyl	50%		20-106%
1718-51-0	Terphenyl-d14	111%		55-130%

(a) All results reported on wet weight basis.

ND = Not detected      MDL - Method Detection Limit  
 RL = Reporting Limit  
 E = Indicates value exceeds calibration range

J = Indicates an estimated value  
 B = Indicates analyte found in associated method blank  
 N = Indicates presumptive evidence of a compound

### Report of Analysis

<b>Client Sample ID:</b> L23-0.5	
<b>Lab Sample ID:</b> C17096-18	<b>Date Sampled:</b> 07/20/11
<b>Matrix:</b> SO - Soil	<b>Date Received:</b> 07/21/11
<b>Method:</b> SW846 8015B	<b>Percent Solids:</b> n/a <sup>a</sup>
<b>Project:</b> Romc Soil Investigation(Romc EPA) - 2081 Bay Road,East Palo Alto,CA	

Run #	File ID	DF	Analyzed	By	Prep Date	Prep Batch	Analytical Batch
Run #1	JK21562.D	1	08/03/11	TT	n/a	n/a	GJK889
Run #2							

Run #	Initial Weight
Run #1	5.34 g
Run #2	

**TPH Volatiles**

CAS No.	Compound	Result	RL	MDL	Units	Q
	TPH-GRO (C6-C10)	0.125	0.094	0.047	mg/kg	
CAS No.	Surrogate Recoveries	Run# 1	Run# 2	Limits		
98-08-8	aaa-Trifluorotoluene	89%		60-157%		

(a) All results reported on wet weight basis.

ND = Not detected      MDL - Method Detection Limit  
 RL = Reporting Limit  
 E = Indicates value exceeds calibration range

J = Indicates an estimated value  
 B = Indicates analyte found in associated method blank  
 N = Indicates presumptive evidence of a compound

## Report of Analysis

<b>Client Sample ID:</b> L23-0.5	
<b>Lab Sample ID:</b> C17096-18	<b>Date Sampled:</b> 07/20/11
<b>Matrix:</b> SO - Soil	<b>Date Received:</b> 07/21/11
<b>Method:</b> SW846 8081A SW846 3545A	<b>Percent Solids:</b> n/a <sup>a</sup>
<b>Project:</b> Romic Soil Investigation(Romic EPA) - 2081 Bay Road, East Palo Alto, CA	

Run #1	File ID	DF	Analyzed	By	Prep Date	Prep Batch	Analytical Batch
Run #1	OO22855.D	1	07/28/11	RV	07/22/11	OP4280	G00730
Run #2							

Run #1	Initial Weight	Final Volume
Run #1	10.3 g	10.0 ml
Run #2		

## Pesticide PPL List

CAS No.	Compound	Result	RL	MDL	Units	Q
309-00-2	Aldrin	ND	24	9.7	ug/kg	
319-84-6	alpha-BHC	ND	24	11	ug/kg	
319-85-7	beta-BHC	ND	24	3.4	ug/kg	
319-86-8	delta-BHC	ND	24	3.4	ug/kg	
58-89-9	gamma-BHC (Lindane)	ND	24	7.3	ug/kg	
12789-03-6	Chlordane	ND	97	97	ug/kg	
60-57-1	Dieldrin	ND	24	2.9	ug/kg	
72-54-8	4,4' -DDD	ND	24	3.4	ug/kg	
72-55-9	4,4' -DDE	ND	24	2.9	ug/kg	
50-29-3	4,4' -DDT	ND	24	2.9	ug/kg	
72-20-8	Endrin	ND	24	2.9	ug/kg	
7421-93-4	Endrin aldehyde	ND	24	5.8	ug/kg	
959-98-8	Endosulfan-I	ND	24	3.4	ug/kg	
33213-65-9	Endosulfan-II	ND	24	3.4	ug/kg	
1031-07-8	Endosulfan sulfate	ND	24	7.8	ug/kg	
76-44-8	Heptachlor	ND	24	5.8	ug/kg	
1024-57-3	Heptachlor epoxide	ND	24	3.9	ug/kg	
72-43-5	Methoxychlor	ND	24	3.4	ug/kg	
8001-35-2	Toxaphene	ND	97	97	ug/kg	

CAS No.	Surrogate Recoveries	Run# 1	Run# 2	Limits
877-09-8	Tetrachloro-m-xylene	37%		35-132%
877-09-8	Tetrachloro-m-xylene	39%		35-132%
2051-24-3	Decachlorobiphenyl	72%		35-132%
2051-24-3	Decachlorobiphenyl	83%		35-132%

(a) All results reported on wet weight basis.

ND = Not detected MDL - Method Detection Limit

RL = Reporting Limit

E = Indicates value exceeds calibration range

J = Indicates an estimated value

B = Indicates analyte found in associated method blank

N = Indicates presumptive evidence of a compound

## Report of Analysis

<b>Client Sample ID:</b>	L23-0.5	
<b>Lab Sample ID:</b>	C17096-18	<b>Date Sampled:</b> 07/20/11
<b>Matrix:</b>	SO - Soil	<b>Date Received:</b> 07/21/11
<b>Method:</b>	SW846 8082 SW846 3545A	<b>Percent Solids:</b> n/a <sup>a</sup>
<b>Project:</b>	Romic Soil Investigation(Romic EPA) - 2081 Bay Road, East Palo Alto, CA	

Run #	File ID	DF	Analyzed	By	Prep Date	Prep Batch	Analytical Batch
Run #1	PP20377.D	1	07/24/11	RV	07/22/11	OP4281	GPP690
Run #2							

Run #	Initial Weight	Final Volume
Run #1	10.3 g	10.0 ml
Run #2		

## PCB List

CAS No.	Compound	Result	RL	MDL	Units	Q
12674-11-2	Aroclor 1016	ND	97	17	ug/kg	
11104-28-2	Aroclor 1221	ND	97	49	ug/kg	
11141-16-5	Aroclor 1232	ND	97	49	ug/kg	
53469-21-9	Aroclor 1242	ND	97	49	ug/kg	
12672-29-6	Aroclor 1248	ND	97	49	ug/kg	
11097-69-1	Aroclor 1254	ND	97	49	ug/kg	
11096-82-5	Aroclor 1260	ND	97	19	ug/kg	

CAS No.	Surrogate Recoveries	Run# 1	Run# 2	Limits
877-09-8	Tetrachloro-m-xylene	28% <sup>b</sup>		45-108%
877-09-8	Tetrachloro-m-xylene	22% <sup>b</sup>		45-108%
2051-24-3	Decachlorobiphenyl	62%		54-121%
2051-24-3	Decachlorobiphenyl	47% <sup>b</sup>		54-121%

(a) All results reported on wet weight basis.

(b) Surrogate outside control limits due to matrix interference.

ND = Not detected      MDL - Method Detection Limit  
 RL = Reporting Limit  
 E = Indicates value exceeds calibration range

J = Indicates an estimated value  
 B = Indicates analyte found in associated method blank  
 N = Indicates presumptive evidence of a compound

## Report of Analysis

<b>Client Sample ID:</b> L23-0.5		
<b>Lab Sample ID:</b> C17096-18		<b>Date Sampled:</b> 07/20/11
<b>Matrix:</b> SO - Soil		<b>Date Received:</b> 07/21/11
<b>Method:</b> SW846 8015B M SW846 3545A		<b>Percent Solids:</b> n/a <sup>a</sup>
<b>Project:</b> Romic Soil Investigation(Romic EPA) - 2081 Bay Road, East Palo Alto, CA		

	File ID	DF	Analyzed	By	Prep Date	Prep Batch	Analytical Batch
Run #1	GG27033.D	1	07/24/11	JH	07/22/11	OP4277	GGG727
Run #2							

	Initial Weight	Final Volume
Run #1	10.1 g	1.0 ml
Run #2		

### TPH Extractable w/ Silica Gel Cleanup

CAS No.	Compound	Result	RL	MDL	Units	Q
	TPH (C10-C28)	7.79	9.9	5.0	mg/kg	J
	TPH (> C28-C40)	ND	20	9.9	mg/kg	

CAS No.	Surrogate Recoveries	Run# 1	Run# 2	Limits
630-01-3	Hexacosane	64%		45-140%

(a) All results reported on wet weight basis.

ND = Not detected      MDL - Method Detection Limit  
 RL = Reporting Limit  
 E = Indicates value exceeds calibration range

J = Indicates an estimated value  
 B = Indicates analyte found in associated method blank  
 N = Indicates presumptive evidence of a compound

## Report of Analysis

<b>Client Sample ID:</b> L23-0.5	<b>Date Sampled:</b> 07/20/11
<b>Lab Sample ID:</b> C17096-18	<b>Date Received:</b> 07/21/11
<b>Matrix:</b> SO - Soil	<b>Percent Solids:</b> n/a <sup>a</sup>
<b>Project:</b> Romic Soil Investigation(Romic EPA) - 2081 Bay Road,East Palo Alto,CA	

## Metals Analysis

Analyte	Result	RL	Units	DF	Prep	Analyzed By	Method	Prep Method
Antimony <sup>b</sup>	< 5.4	5.4	mg/kg	3	07/22/11	07/27/11	DQ SW846 6010B <sup>3</sup>	SW846 3050B <sup>4</sup>
Arsenic <sup>b</sup>	< 5.4	5.4	mg/kg	3	07/22/11	07/27/11	DQ SW846 6010B <sup>3</sup>	SW846 3050B <sup>4</sup>
Barium	76.1	18	mg/kg	1	07/22/11	07/27/11	DQ SW846 6010B <sup>2</sup>	SW846 3050B <sup>4</sup>
Beryllium <sup>b</sup>	< 2.7	2.7	mg/kg	3	07/22/11	07/27/11	DQ SW846 6010B <sup>3</sup>	SW846 3050B <sup>4</sup>
Cadmium	< 0.90	0.90	mg/kg	1	07/22/11	07/27/11	DQ SW846 6010B <sup>2</sup>	SW846 3050B <sup>4</sup>
Chromium	84.5	0.90	mg/kg	1	07/22/11	07/27/11	DQ SW846 6010B <sup>2</sup>	SW846 3050B <sup>4</sup>
Cobalt <sup>b</sup>	21.8	2.7	mg/kg	3	07/22/11	07/27/11	DQ SW846 6010B <sup>3</sup>	SW846 3050B <sup>4</sup>
Copper	66.2	2.3	mg/kg	1	07/22/11	07/27/11	DQ SW846 6010B <sup>2</sup>	SW846 3050B <sup>4</sup>
Lead	36.8	1.8	mg/kg	1	07/22/11	07/27/11	DQ SW846 6010B <sup>2</sup>	SW846 3050B <sup>4</sup>
Mercury	0.064	0.036	mg/kg	1	07/25/11	07/25/11	PH SW846 7471A <sup>1</sup>	SW846 7471A <sup>5</sup>
Molybdenum	< 1.8	1.8	mg/kg	1	07/22/11	07/27/11	DQ SW846 6010B <sup>2</sup>	SW846 3050B <sup>4</sup>
Nickel	54.4	0.90	mg/kg	1	07/22/11	07/27/11	DQ SW846 6010B <sup>2</sup>	SW846 3050B <sup>4</sup>
Selenium <sup>b</sup>	8.9	5.4	mg/kg	3	07/22/11	07/27/11	DQ SW846 6010B <sup>3</sup>	SW846 3050B <sup>4</sup>
Silver	< 0.90	0.90	mg/kg	1	07/22/11	07/27/11	DQ SW846 6010B <sup>2</sup>	SW846 3050B <sup>4</sup>
Thallium <sup>b</sup>	< 7.2	7.2	mg/kg	3	07/22/11	07/27/11	DQ SW846 6010B <sup>3</sup>	SW846 3050B <sup>4</sup>
Vanadium <sup>b</sup>	132	2.7	mg/kg	3	07/22/11	07/27/11	DQ SW846 6010B <sup>3</sup>	SW846 3050B <sup>4</sup>
Zinc <sup>b</sup>	98.5	5.4	mg/kg	3	07/22/11	07/27/11	DQ SW846 6010B <sup>3</sup>	SW846 3050B <sup>4</sup>

- (1) Instrument QC Batch: MA2004
- (2) Instrument QC Batch: MA2008
- (3) Instrument QC Batch: MA2011
- (4) Prep QC Batch: MP3750
- (5) Prep QC Batch: MP3761

- (a) All results reported on wet weight basis.  
 (b) Elevated reporting limit(s) due to matrix interference and/or dilution required for high interfering element.

---

RL = Reporting Limit

## Report of Analysis

Page 1 of 3

<b>Client Sample ID:</b>	L23-3.0	<b>Date Sampled:</b>	07/20/11
<b>Lab Sample ID:</b>	C17096-19	<b>Date Received:</b>	07/21/11
<b>Matrix:</b>	SO - Soil	<b>Percent Solids:</b>	n/a <sup>a</sup>
<b>Method:</b>	SW846 8260B	<b>Project:</b> Romic Soil Investigation(Romic EPA) - 2081 Bay Road, East Palo Alto, CA	

Run #	File ID	DF	Analyzed	By	Prep Date	Prep Batch	Analytical Batch
Run #1	M26162.D	1	08/03/11	TN	n/a	n/a	VM833
Run #2							

Run #	Initial Weight	Final Volume	Methanol Aliquot
Run #1	6.15 g	5.0 ml	100 ul
Run #2			

## VOA 8260 List

CAS No.	Compound	Result	RL	MDL	Units	Q
67-64-1	Acetone	ND	4100	810	ug/kg	
71-43-2	Benzene	285	200	61	ug/kg	
108-86-1	Bromobenzene	ND	200	61	ug/kg	
74-97-5	Bromochloromethane	ND	200	61	ug/kg	
75-27-4	Bromodichloromethane	ND	200	41	ug/kg	
75-25-2	Bromoform <sup>b</sup>	ND	200	41	ug/kg	
104-51-8	n-Butylbenzene	ND	200	61	ug/kg	
135-98-8	sec-Butylbenzene	ND	200	61	ug/kg	
98-06-6	tert-Butylbenzene	ND	200	61	ug/kg	
108-90-7	Chlorobenzene	ND	200	61	ug/kg	
75-00-3	Chloroethane	ND	200	61	ug/kg	
67-66-3	Chloroform	ND	200	61	ug/kg	
95-49-8	o-Chlorotoluene	ND	200	61	ug/kg	
106-43-4	p-Chlorotoluene	ND	200	61	ug/kg	
56-23-5	Carbon tetrachloride	ND	200	41	ug/kg	
75-34-3	1,1-Dichloroethane	ND	200	41	ug/kg	
75-35-4	1,1-Dichloroethylene	ND	200	61	ug/kg	
563-58-6	1,1-Dichloropropene	ND	200	61	ug/kg	
96-12-8	1,2-Dibromo-3-chloropropane	ND	200	41	ug/kg	
106-93-4	1,2-Dibromoethane	ND	200	41	ug/kg	
107-06-2	1,2-Dichloroethane	ND	200	61	ug/kg	
78-87-5	1,2-Dichloropropane	ND	200	61	ug/kg	
142-28-9	1,3-Dichloropropane	ND	200	61	ug/kg	
108-20-3	Di-Isopropyl ether	ND	200	61	ug/kg	
594-20-7	2,2-Dichloropropane	ND	200	61	ug/kg	
124-48-1	Dibromochloromethane	ND	200	41	ug/kg	
75-71-8	Dichlorodifluoromethane	ND	200	41	ug/kg	
156-59-2	cis-1,2-Dichloroethylene	ND	200	61	ug/kg	
10061-01-5	cis-1,3-Dichloropropene	ND	200	61	ug/kg	
541-73-1	m-Dichlorobenzene	ND	200	61	ug/kg	
95-50-1	o-Dichlorobenzene	ND	200	61	ug/kg	
106-46-7	p-Dichlorobenzene	ND	200	61	ug/kg	

ND = Not detected MDL - Method Detection Limit

RL = Reporting Limit

E = Indicates value exceeds calibration range

J = Indicates an estimated value

B = Indicates analyte found in associated method blank

N = Indicates presumptive evidence of a compound

## Report of Analysis

<b>Client Sample ID:</b>	L23-3.0	<b>Date Sampled:</b>	07/20/11
<b>Lab Sample ID:</b>	C17096-19	<b>Date Received:</b>	07/21/11
<b>Matrix:</b>	SO - Soil	<b>Percent Solids:</b>	n/a <sup>a</sup>
<b>Method:</b>	SW846 8260B	<b>Project:</b> Romc Soil Investigation(Romc EPA) - 2081 Bay Road,East Palo Alto,CA	

## VOA 8260 List

CAS No.	Compound	Result	RL	MDL	Units	Q
156-60-5	trans-1,2-Dichloroethylene	ND	200	61	ug/kg	
10061-02-6	trans-1,3-Dichloropropene	ND	200	61	ug/kg	
100-41-4	Ethylbenzene	180	200	61	ug/kg	J
637-92-3	Ethyl tert-Butyl Ether	ND	200	61	ug/kg	
591-78-6	2-Hexanone	ND	1600	200	ug/kg	
87-68-3	Hexachlorobutadiene	ND	200	41	ug/kg	
98-82-8	Isopropylbenzene	ND	200	61	ug/kg	
99-87-6	p-Isopropyltoluene	ND	200	61	ug/kg	
108-10-1	4-Methyl-2-pentanone	ND	1600	610	ug/kg	
74-83-9	Methyl bromide <sup>b</sup>	ND	200	100	ug/kg	
74-87-3	Methyl chloride	ND	200	61	ug/kg	
74-95-3	Methylene bromide	ND	200	100	ug/kg	
75-09-2	Methylene chloride	ND	1000	650	ug/kg	
78-93-3	Methyl ethyl ketone	ND	1600	490	ug/kg	
1634-04-4	Methyl Tert Butyl Ether	ND	200	41	ug/kg	
91-20-3	Naphthalene	ND	200	61	ug/kg	
103-65-1	n-Propylbenzene	ND	200	61	ug/kg	
100-42-5	Styrene	ND	200	41	ug/kg	
994-05-8	Tert-Amyl Methyl Ether	ND	200	49	ug/kg	
75-65-0	Tert Butyl Alcohol	ND	1600	410	ug/kg	
630-20-6	1,1,1,2-Tetrachloroethane	ND	200	41	ug/kg	
71-55-6	1,1,1-Trichloroethane	ND	200	61	ug/kg	
79-34-5	1,1,2,2-Tetrachloroethane	ND	200	41	ug/kg	
79-00-5	1,1,2-Trichloroethane	ND	200	41	ug/kg	
87-61-6	1,2,3-Trichlorobenzene	ND	200	61	ug/kg	
96-18-4	1,2,3-Trichloropropane	ND	200	61	ug/kg	
120-82-1	1,2,4-Trichlorobenzene	ND	200	61	ug/kg	
95-63-6	1,2,4-Trimethylbenzene	566	200	61	ug/kg	
108-67-8	1,3,5-Trimethylbenzene	ND	200	61	ug/kg	
127-18-4	Tetrachloroethylene	ND	200	140	ug/kg	
108-88-3	Toluene	ND	200	61	ug/kg	
79-01-6	Trichloroethylene	ND	200	41	ug/kg	
75-69-4	Trichlorofluoromethane	ND	200	49	ug/kg	
75-01-4	Vinyl chloride	ND	200	100	ug/kg	
1330-20-7	Xylene (total)	201	410	160	ug/kg	J

CAS No.	Surrogate Recoveries	Run# 1	Run# 2	Limits
1868-53-7	Dibromofluoromethane	87%		60-130%
2037-26-5	Toluene-D8	104%		60-130%

ND = Not detected MDL - Method Detection Limit

RL = Reporting Limit

E = Indicates value exceeds calibration range

J = Indicates an estimated value

B = Indicates analyte found in associated method blank

N = Indicates presumptive evidence of a compound



## Report of Analysis

<b>Client Sample ID:</b>	L23-3.0		
<b>Lab Sample ID:</b>	C17096-19	<b>Date Sampled:</b>	07/20/11
<b>Matrix:</b>	SO - Soil	<b>Date Received:</b>	07/21/11
<b>Method:</b>	SW846 8260B	<b>Percent Solids:</b>	n/a <sup>a</sup>
<b>Project:</b>	Romic Soil Investigation(Romic EPA) - 2081 Bay Road, East Palo Alto, CA		

### VOA 8260 List

CAS No.	Surrogate Recoveries	Run# 1	Run# 2	Limits
460-00-4	4-Bromofluorobenzene	99%		60-130%

- (a) All results reported on wet weight basis.
- (b) CCV outside of control limits (biased high); not detected in sample.

ND = Not detected      MDL - Method Detection Limit  
 RL = Reporting Limit  
 E = Indicates value exceeds calibration range

J = Indicates an estimated value  
 B = Indicates analyte found in associated method blank  
 N = Indicates presumptive evidence of a compound

## Report of Analysis

Page 1 of 3

<b>Client Sample ID:</b>	L23-6.0	<b>Date Sampled:</b>	07/20/11
<b>Lab Sample ID:</b>	C17096-20	<b>Date Received:</b>	07/21/11
<b>Matrix:</b>	SO - Soil	<b>Percent Solids:</b>	n/a <sup>a</sup>
<b>Method:</b>	SW846 8260B	<b>Project:</b> Romic Soil Investigation(Romic EPA) - 2081 Bay Road, East Palo Alto, CA	

Run #	File ID	DF	Analyzed	By	Prep Date	Prep Batch	Analytical Batch
Run #1	M26193.D	1	08/03/11	TN	n/a	n/a	VM834
Run #2							

Run #	Initial Weight
Run #1	7.51 g
Run #2	

## VOA 8260 List

CAS No.	Compound	Result	RL	MDL	Units	Q
67-64-1	Acetone	26.3	67	13	ug/kg	J
71-43-2	Benzene	1.6	3.3	1.0	ug/kg	J
108-86-1	Bromobenzene	ND	3.3	1.0	ug/kg	
74-97-5	Bromochloromethane	ND	3.3	1.0	ug/kg	
75-27-4	Bromodichloromethane	ND	3.3	0.67	ug/kg	
75-25-2	Bromoform	ND	3.3	0.67	ug/kg	
104-51-8	n-Butylbenzene	ND	3.3	1.0	ug/kg	
135-98-8	sec-Butylbenzene	ND	3.3	1.0	ug/kg	
98-06-6	tert-Butylbenzene	ND	3.3	1.0	ug/kg	
108-90-7	Chlorobenzene	ND	3.3	1.0	ug/kg	
75-00-3	Chloroethane	ND	3.3	1.0	ug/kg	
67-66-3	Chloroform	ND	3.3	1.0	ug/kg	
95-49-8	o-Chlorotoluene	ND	3.3	1.0	ug/kg	
106-43-4	p-Chlorotoluene	ND	3.3	1.0	ug/kg	
56-23-5	Carbon tetrachloride	ND	3.3	0.67	ug/kg	
75-34-3	1,1-Dichloroethane	5.3	3.3	0.67	ug/kg	
75-35-4	1,1-Dichloroethylene	ND	3.3	1.0	ug/kg	
563-58-6	1,1-Dichloropropene	ND	3.3	1.0	ug/kg	
96-12-8	1,2-Dibromo-3-chloropropane	ND	3.3	0.67	ug/kg	
106-93-4	1,2-Dibromoethane	ND	3.3	0.67	ug/kg	
107-06-2	1,2-Dichloroethane	ND	3.3	1.0	ug/kg	
78-87-5	1,2-Dichloropropane	ND	3.3	1.0	ug/kg	
142-28-9	1,3-Dichloropropane	ND	3.3	1.0	ug/kg	
108-20-3	Di-Isopropyl ether	ND	3.3	1.0	ug/kg	
594-20-7	2,2-Dichloropropane	ND	3.3	1.0	ug/kg	
124-48-1	Dibromochloromethane	ND	3.3	0.67	ug/kg	
75-71-8	Dichlorodifluoromethane	ND	3.3	0.67	ug/kg	
156-59-2	cis-1,2-Dichloroethylene	ND	3.3	1.0	ug/kg	
10061-01-5	cis-1,3-Dichloropropene	ND	3.3	1.0	ug/kg	
541-73-1	m-Dichlorobenzene	ND	3.3	1.0	ug/kg	
95-50-1	o-Dichlorobenzene	ND	3.3	1.0	ug/kg	
106-46-7	p-Dichlorobenzene	ND	3.3	1.0	ug/kg	

ND = Not detected MDL - Method Detection Limit

RL = Reporting Limit

E = Indicates value exceeds calibration range

J = Indicates an estimated value

B = Indicates analyte found in associated method blank

N = Indicates presumptive evidence of a compound

## Report of Analysis

<b>Client Sample ID:</b>	L23-6.0	<b>Date Sampled:</b>	07/20/11
<b>Lab Sample ID:</b>	C17096-20	<b>Date Received:</b>	07/21/11
<b>Matrix:</b>	SO - Soil	<b>Percent Solids:</b>	n/a <sup>a</sup>
<b>Method:</b>	SW846 8260B	<b>Project:</b> Romic Soil Investigation(Romic EPA) - 2081 Bay Road,East Palo Alto,CA	

## VOA 8260 List

CAS No.	Compound	Result	RL	MDL	Units	Q
156-60-5	trans-1,2-Dichloroethylene	ND	3.3	1.0	ug/kg	
10061-02-6	trans-1,3-Dichloropropene	ND	3.3	1.0	ug/kg	
100-41-4	Ethylbenzene	4.5	3.3	1.0	ug/kg	
637-92-3	Ethyl tert-Butyl Ether	ND	3.3	1.0	ug/kg	
591-78-6	2-Hexanone	ND	27	3.3	ug/kg	
87-68-3	Hexachlorobutadiene	ND	3.3	0.67	ug/kg	
98-82-8	Isopropylbenzene	ND	3.3	1.0	ug/kg	
99-87-6	p-Isopropyltoluene	ND	3.3	1.0	ug/kg	
108-10-1	4-Methyl-2-pentanone	ND	27	10	ug/kg	
74-83-9	Methyl bromide <sup>b</sup>	ND	3.3	1.7	ug/kg	
74-87-3	Methyl chloride	ND	3.3	1.0	ug/kg	
74-95-3	Methylene bromide	ND	3.3	1.7	ug/kg	
75-09-2	Methylene chloride	ND	17	11	ug/kg	
78-93-3	Methyl ethyl ketone	ND	27	8.0	ug/kg	
1634-04-4	Methyl Tert Butyl Ether	ND	3.3	0.67	ug/kg	
91-20-3	Naphthalene	ND	3.3	1.0	ug/kg	
103-65-1	n-Propylbenzene	ND	3.3	1.0	ug/kg	
100-42-5	Styrene	ND	3.3	0.67	ug/kg	
994-05-8	Tert-Amyl Methyl Ether	ND	3.3	0.80	ug/kg	
75-65-0	Tert Butyl Alcohol	123	27	6.7	ug/kg	
630-20-6	1,1,1,2-Tetrachloroethane	ND	3.3	0.67	ug/kg	
71-55-6	1,1,1-Trichloroethane	ND	3.3	1.0	ug/kg	
79-34-5	1,1,2,2-Tetrachloroethane	ND	3.3	0.67	ug/kg	
79-00-5	1,1,2-Trichloroethane	ND	3.3	0.67	ug/kg	
87-61-6	1,2,3-Trichlorobenzene	ND	3.3	1.0	ug/kg	
96-18-4	1,2,3-Trichloropropane	ND	3.3	1.0	ug/kg	
120-82-1	1,2,4-Trichlorobenzene	ND	3.3	1.0	ug/kg	
95-63-6	1,2,4-Trimethylbenzene	ND	3.3	1.0	ug/kg	
108-67-8	1,3,5-Trimethylbenzene	ND	3.3	1.0	ug/kg	
127-18-4	Tetrachloroethylene	ND	3.3	2.3	ug/kg	
108-88-3	Toluene	2.4	3.3	1.0	ug/kg	J
79-01-6	Trichloroethylene	ND	3.3	0.67	ug/kg	
75-69-4	Trichlorofluoromethane	ND	3.3	0.80	ug/kg	
75-01-4	Vinyl chloride	ND	3.3	1.7	ug/kg	
1330-20-7	Xylene (total)	ND	6.7	2.7	ug/kg	

CAS No.	Surrogate Recoveries	Run# 1	Run# 2	Limits
1868-53-7	Dibromofluoromethane	92%		60-130%
2037-26-5	Toluene-D8	102%		60-130%

ND = Not detected MDL - Method Detection Limit

RL = Reporting Limit

E = Indicates value exceeds calibration range

J = Indicates an estimated value

B = Indicates analyte found in associated method blank

N = Indicates presumptive evidence of a compound

## Report of Analysis

<b>Client Sample ID:</b>	L23-6.0		
<b>Lab Sample ID:</b>	C17096-20	<b>Date Sampled:</b>	07/20/11
<b>Matrix:</b>	SO - Soil	<b>Date Received:</b>	07/21/11
<b>Method:</b>	SW846 8260B	<b>Percent Solids:</b>	n/a <sup>a</sup>
<b>Project:</b>	Romic Soil Investigation(Romic EPA) - 2081 Bay Road, East Palo Alto, CA		

### VOA 8260 List

CAS No.	Surrogate Recoveries	Run# 1	Run# 2	Limits
460-00-4	4-Bromofluorobenzene	97%		60-130%

- (a) All results reported on wet weight basis.
- (b) CCV outside of control limits (biased high); not detected in sample.

ND = Not detected      MDL - Method Detection Limit  
 RL = Reporting Limit  
 E = Indicates value exceeds calibration range

J = Indicates an estimated value  
 B = Indicates analyte found in associated method blank  
 N = Indicates presumptive evidence of a compound

## Report of Analysis

Page 1 of 3

<b>Client Sample ID:</b>	M22-0.5	<b>Date Sampled:</b>	07/20/11
<b>Lab Sample ID:</b>	C17096-21	<b>Date Received:</b>	07/21/11
<b>Matrix:</b>	SO - Soil	<b>Percent Solids:</b>	n/a <sup>a</sup>
<b>Method:</b>	SW846 8260B	<b>Project:</b> Romic Soil Investigation(Romic EPA) - 2081 Bay Road, East Palo Alto, CA	

Run #1	File ID	DF	Analyzed	By	Prep Date	Prep Batch	Analytical Batch
Run #1	M26163.D	1	08/03/11	TN	n/a	n/a	VM833
Run #2							

Run #1	Initial Weight	Final Volume	Methanol Aliquot
Run #1	5.12 g	5.0 ml	100 ul
Run #2			

## VOA 8260 List

CAS No.	Compound	Result	RL	MDL	Units	Q
67-64-1	Acetone	ND	4900	980	ug/kg	
71-43-2	Benzene	ND	240	73	ug/kg	
108-86-1	Bromobenzene	ND	240	73	ug/kg	
74-97-5	Bromochloromethane	ND	240	73	ug/kg	
75-27-4	Bromodichloromethane	ND	240	49	ug/kg	
75-25-2	Bromoform <sup>b</sup>	ND	240	49	ug/kg	
104-51-8	n-Butylbenzene	ND	240	73	ug/kg	
135-98-8	sec-Butylbenzene	ND	240	73	ug/kg	
98-06-6	tert-Butylbenzene	ND	240	73	ug/kg	
108-90-7	Chlorobenzene	ND	240	73	ug/kg	
75-00-3	Chloroethane	ND	240	73	ug/kg	
67-66-3	Chloroform	ND	240	73	ug/kg	
95-49-8	o-Chlorotoluene	ND	240	73	ug/kg	
106-43-4	p-Chlorotoluene	ND	240	73	ug/kg	
56-23-5	Carbon tetrachloride	ND	240	49	ug/kg	
75-34-3	1,1-Dichloroethane	ND	240	49	ug/kg	
75-35-4	1,1-Dichloroethylene	ND	240	73	ug/kg	
563-58-6	1,1-Dichloropropene	ND	240	73	ug/kg	
96-12-8	1,2-Dibromo-3-chloropropane	ND	240	49	ug/kg	
106-93-4	1,2-Dibromoethane	ND	240	49	ug/kg	
107-06-2	1,2-Dichloroethane	ND	240	73	ug/kg	
78-87-5	1,2-Dichloropropane	ND	240	73	ug/kg	
142-28-9	1,3-Dichloropropane	ND	240	73	ug/kg	
108-20-3	Di-Isopropyl ether	ND	240	73	ug/kg	
594-20-7	2,2-Dichloropropane	ND	240	73	ug/kg	
124-48-1	Dibromochloromethane	ND	240	49	ug/kg	
75-71-8	Dichlorodifluoromethane	ND	240	49	ug/kg	
156-59-2	cis-1,2-Dichloroethylene	ND	240	73	ug/kg	
10061-01-5	cis-1,3-Dichloropropene	ND	240	73	ug/kg	
541-73-1	m-Dichlorobenzene	ND	240	73	ug/kg	
95-50-1	o-Dichlorobenzene	ND	240	73	ug/kg	
106-46-7	p-Dichlorobenzene	ND	240	73	ug/kg	

ND = Not detected MDL - Method Detection Limit

RL = Reporting Limit

E = Indicates value exceeds calibration range

J = Indicates an estimated value

B = Indicates analyte found in associated method blank

N = Indicates presumptive evidence of a compound

## Report of Analysis

<b>Client Sample ID:</b>	M22-0.5	<b>Date Sampled:</b>	07/20/11
<b>Lab Sample ID:</b>	C17096-21	<b>Date Received:</b>	07/21/11
<b>Matrix:</b>	SO - Soil	<b>Percent Solids:</b>	n/a <sup>a</sup>
<b>Method:</b>	SW846 8260B	<b>Project:</b> Romic Soil Investigation(Romic EPA) - 2081 Bay Road,East Palo Alto,CA	

## VOA 8260 List

CAS No.	Compound	Result	RL	MDL	Units	Q
156-60-5	trans-1,2-Dichloroethylene	ND	240	73	ug/kg	
10061-02-6	trans-1,3-Dichloropropene	ND	240	73	ug/kg	
100-41-4	Ethylbenzene	ND	240	73	ug/kg	
637-92-3	Ethyl tert-Butyl Ether	ND	240	73	ug/kg	
591-78-6	2-Hexanone	ND	2000	240	ug/kg	
87-68-3	Hexachlorobutadiene	ND	240	49	ug/kg	
98-82-8	Isopropylbenzene	ND	240	73	ug/kg	
99-87-6	p-Isopropyltoluene	ND	240	73	ug/kg	
108-10-1	4-Methyl-2-pentanone	ND	2000	730	ug/kg	
74-83-9	Methyl bromide <sup>b</sup>	ND	240	120	ug/kg	
74-87-3	Methyl chloride	ND	240	73	ug/kg	
74-95-3	Methylene bromide	ND	240	120	ug/kg	
75-09-2	Methylene chloride	ND	1200	780	ug/kg	
78-93-3	Methyl ethyl ketone	ND	2000	590	ug/kg	
1634-04-4	Methyl Tert Butyl Ether	ND	240	49	ug/kg	
91-20-3	Naphthalene	ND	240	73	ug/kg	
103-65-1	n-Propylbenzene	ND	240	73	ug/kg	
100-42-5	Styrene	ND	240	49	ug/kg	
994-05-8	Tert-Amyl Methyl Ether	ND	240	59	ug/kg	
75-65-0	Tert Butyl Alcohol	ND	2000	490	ug/kg	
630-20-6	1,1,1,2-Tetrachloroethane	ND	240	49	ug/kg	
71-55-6	1,1,1-Trichloroethane	ND	240	73	ug/kg	
79-34-5	1,1,2,2-Tetrachloroethane	ND	240	49	ug/kg	
79-00-5	1,1,2-Trichloroethane	ND	240	49	ug/kg	
87-61-6	1,2,3-Trichlorobenzene	ND	240	73	ug/kg	
96-18-4	1,2,3-Trichloropropane	ND	240	73	ug/kg	
120-82-1	1,2,4-Trichlorobenzene	ND	240	73	ug/kg	
95-63-6	1,2,4-Trimethylbenzene	ND	240	73	ug/kg	
108-67-8	1,3,5-Trimethylbenzene	ND	240	73	ug/kg	
127-18-4	Tetrachloroethylene	ND	240	170	ug/kg	
108-88-3	Toluene	ND	240	73	ug/kg	
79-01-6	Trichloroethylene	ND	240	49	ug/kg	
75-69-4	Trichlorofluoromethane	ND	240	59	ug/kg	
75-01-4	Vinyl chloride	ND	240	120	ug/kg	
1330-20-7	Xylene (total)	ND	490	200	ug/kg	

CAS No.	Surrogate Recoveries	Run# 1	Run# 2	Limits
1868-53-7	Dibromofluoromethane	87%		60-130%
2037-26-5	Toluene-D8	105%		60-130%

ND = Not detected MDL - Method Detection Limit

RL = Reporting Limit

E = Indicates value exceeds calibration range

J = Indicates an estimated value

B = Indicates analyte found in associated method blank

N = Indicates presumptive evidence of a compound

## Report of Analysis

<b>Client Sample ID:</b>	M22-0.5	<b>Date Sampled:</b>	07/20/11
<b>Lab Sample ID:</b>	C17096-21	<b>Date Received:</b>	07/21/11
<b>Matrix:</b>	SO - Soil	<b>Percent Solids:</b>	n/a <sup>a</sup>
<b>Method:</b>	SW846 8260B	<b>Project:</b> Romic Soil Investigation(Romic EPA) - 2081 Bay Road, East Palo Alto, CA	

### VOA 8260 List

CAS No.	Surrogate Recoveries	Run# 1	Run# 2	Limits
460-00-4	4-Bromofluorobenzene	104%		60-130%

- (a) All results reported on wet weight basis.
- (b) CCV outside of control limits (biased high); not detected in sample.

ND = Not detected      MDL - Method Detection Limit  
 RL = Reporting Limit  
 E = Indicates value exceeds calibration range

J = Indicates an estimated value  
 B = Indicates analyte found in associated method blank  
 N = Indicates presumptive evidence of a compound

## Report of Analysis

<b>Client Sample ID:</b>	M22-0.5	<b>Date Sampled:</b>	07/20/11
<b>Lab Sample ID:</b>	C17096-21	<b>Date Received:</b>	07/21/11
<b>Matrix:</b>	SO - Soil	<b>Percent Solids:</b>	n/a <sup>a</sup>
<b>Method:</b>	SW846 8270C SW846 3550B	<b>Project:</b> Romic Soil Investigation(Romic EPA) - 2081 Bay Road, East Palo Alto, CA	

Run #	File ID	DF	Analyzed	By	Prep Date	Prep Batch	Analytical Batch
Run #1	Y9008.D	1	07/24/11	MT	07/23/11	OP4289	EY429
Run #2							

Run #	Initial Weight	Final Volume
Run #1	10.3 g	1.0 ml
Run #2		

## ABN Full List

CAS No.	Compound	Result	RL	MDL	Units	Q
65-85-0	Benzoic acid	ND	970	860	ug/kg	
95-57-8	2-Chlorophenol	ND	970	660	ug/kg	
59-50-7	4-Chloro-3-methyl phenol	ND	490	410	ug/kg	
120-83-2	2,4-Dichlorophenol	ND	490	140	ug/kg	
105-67-9	2,4-Dimethylphenol	ND	490	150	ug/kg	
51-28-5	2,4-Dinitrophenol	ND	2400	830	ug/kg	
534-52-1	4,6-Dinitro-o-cresol	ND	1900	1000	ug/kg	
95-48-7	2-Methylphenol	ND	490	170	ug/kg	
	3&4-Methylphenol	ND	490	150	ug/kg	
88-75-5	2-Nitrophenol	ND	490	130	ug/kg	
100-02-7	4-Nitrophenol	ND	1900	1200	ug/kg	
87-86-5	Pentachlorophenol	ND	490	410	ug/kg	
108-95-2	Phenol	ND	1900	1300	ug/kg	
95-95-4	2,4,5-Trichlorophenol	ND	490	120	ug/kg	
88-06-2	2,4,6-Trichlorophenol	ND	490	160	ug/kg	
83-32-9	Acenaphthene	ND	970	490	ug/kg	
208-96-8	Acenaphthylene	ND	490	190	ug/kg	
62-53-3	Aniline	ND	490	140	ug/kg	
120-12-7	Anthracene	ND	490	97	ug/kg	
103-33-3	Azobenzene	ND	490	170	ug/kg	
92-87-5	Benzidine	ND	2400	710	ug/kg	
56-55-3	Benzo(a)anthracene	ND	490	68	ug/kg	
50-32-8	Benzo(a)pyrene	ND	490	87	ug/kg	
205-99-2	Benzo(b)fluoranthene	ND	490	58	ug/kg	
191-24-2	Benzo(g,h,i)perylene	ND	490	150	ug/kg	
207-08-9	Benzo(k)fluoranthene	ND	490	120	ug/kg	
101-55-3	4-Bromophenyl phenyl ether	ND	490	150	ug/kg	
85-68-7	Butyl benzyl phthalate	ND	490	110	ug/kg	
100-51-6	Benzyl Alcohol	ND	970	160	ug/kg	
91-58-7	2-Chloronaphthalene	ND	490	170	ug/kg	
106-47-8	4-Chloroaniline	ND	490	140	ug/kg	
86-74-8	Carbazole	ND	490	78	ug/kg	

ND = Not detected MDL - Method Detection Limit

RL = Reporting Limit

E = Indicates value exceeds calibration range

J = Indicates an estimated value

B = Indicates analyte found in associated method blank

N = Indicates presumptive evidence of a compound



## Report of Analysis

<b>Client Sample ID:</b>	M22-0.5	<b>Date Sampled:</b>	07/20/11
<b>Lab Sample ID:</b>	C17096-21	<b>Date Received:</b>	07/21/11
<b>Matrix:</b>	SO - Soil	<b>Percent Solids:</b>	n/a <sup>a</sup>
<b>Method:</b>	SW846 8270C SW846 3550B		
<b>Project:</b>	Romic Soil Investigation(Romic EPA) - 2081 Bay Road,East Palo Alto,CA		

## ABN Full List

CAS No.	Compound	Result	RL	MDL	Units	Q
218-01-9	Chrysene	ND	490	97	ug/kg	
111-91-1	bis(2-Chloroethoxy)methane	ND	490	170	ug/kg	
111-44-4	bis(2-Chloroethyl)ether	ND	490	220	ug/kg	
108-60-1	bis(2-Chloroisopropyl)ether	ND	490	260	ug/kg	
7005-72-3	4-Chlorophenyl phenyl ether	ND	490	180	ug/kg	
95-50-1	1,2-Dichlorobenzene	ND	490	160	ug/kg	
541-73-1	1,3-Dichlorobenzene	ND	490	150	ug/kg	
106-46-7	1,4-Dichlorobenzene	ND	490	410	ug/kg	
121-14-2	2,4-Dinitrotoluene	ND	490	450	ug/kg	
606-20-2	2,6-Dinitrotoluene	ND	970	310	ug/kg	
91-94-1	3,3' -Dichlorobenzidine	ND	2400	140	ug/kg	
53-70-3	Dibenzo(a,h)anthracene	ND	490	130	ug/kg	
132-64-9	Dibenzofuran	ND	490	160	ug/kg	
122-39-4	Diphenylamine	ND	490	120	ug/kg	
84-74-2	Di-n-butyl phthalate	ND	490	97	ug/kg	
117-84-0	Di-n-octyl phthalate	139	490	130	ug/kg	J
84-66-2	Diethyl phthalate	ND	490	170	ug/kg	
131-11-3	Dimethyl phthalate	ND	490	170	ug/kg	
117-81-7	bis(2-Ethylhexyl)phthalate	808	490	210	ug/kg	
206-44-0	Fluoranthene	ND	490	97	ug/kg	
86-73-7	Fluorene	ND	490	170	ug/kg	
118-74-1	Hexachlorobenzene	ND	490	130	ug/kg	
87-68-3	Hexachlorobutadiene	ND	490	180	ug/kg	
77-47-4	Hexachlorocyclopentadiene	ND	490	140	ug/kg	
67-72-1	Hexachloroethane	ND	490	160	ug/kg	
193-39-5	Indeno(1,2,3-cd)pyrene	ND	490	140	ug/kg	
78-59-1	Isophorone	ND	490	170	ug/kg	
90-12-0	1-Methylnaphthalene	ND	490	160	ug/kg	
91-57-6	2-Methylnaphthalene	ND	490	160	ug/kg	
88-74-4	2-Nitroaniline	ND	490	120	ug/kg	
99-09-2	3-Nitroaniline	ND	490	120	ug/kg	
100-01-6	4-Nitroaniline	ND	490	290	ug/kg	
91-20-3	Naphthalene	ND	490	170	ug/kg	
98-95-3	Nitrobenzene	ND	490	160	ug/kg	
62-75-9	N-Nitrosodimethylamine	ND	4900	2100	ug/kg	
621-64-7	N-Nitroso-di-n-propylamine	ND	970	530	ug/kg	
85-01-8	Phenanthrene	ND	490	110	ug/kg	
129-00-0	Pyrene	ND	970	660	ug/kg	
110-86-1	Pyridine	ND	1900	210	ug/kg	
120-82-1	1,2,4-Trichlorobenzene	ND	490	330	ug/kg	

ND = Not detected MDL - Method Detection Limit

RL = Reporting Limit

E = Indicates value exceeds calibration range

J = Indicates an estimated value

B = Indicates analyte found in associated method blank

N = Indicates presumptive evidence of a compound

## Report of Analysis

<b>Client Sample ID:</b>	M22-0.5	<b>Date Sampled:</b>	07/20/11
<b>Lab Sample ID:</b>	C17096-21	<b>Date Received:</b>	07/21/11
<b>Matrix:</b>	SO - Soil	<b>Percent Solids:</b>	n/a <sup>a</sup>
<b>Method:</b>	SW846 8270C SW846 3550B		
<b>Project:</b>	Romic Soil Investigation(Romic EPA) - 2081 Bay Road, East Palo Alto, CA		

## ABN Full List

CAS No.	Surrogate Recoveries	Run# 1	Run# 2	Limits
367-12-4	2-Fluorophenol	52%		20-100%
4165-62-2	Phenol-d5	53%		20-100%
118-79-6	2,4,6-Tribromophenol	83%		30-100%
4165-60-0	Nitrobenzene-d5	54%		20-100%
321-60-8	2-Fluorobiphenyl	55%		20-106%
1718-51-0	Terphenyl-d14	106%		55-130%

(a) All results reported on wet weight basis.

ND = Not detected      MDL - Method Detection Limit  
 RL = Reporting Limit  
 E = Indicates value exceeds calibration range

J = Indicates an estimated value  
 B = Indicates analyte found in associated method blank  
 N = Indicates presumptive evidence of a compound

## Report of Analysis

<b>Client Sample ID:</b>	M22-0.5	<b>Date Sampled:</b>	07/20/11
<b>Lab Sample ID:</b>	C17096-21	<b>Date Received:</b>	07/21/11
<b>Matrix:</b>	SO - Soil	<b>Percent Solids:</b>	n/a <sup>a</sup>
<b>Method:</b>	SW846 8015B	<b>Project:</b> Romic Soil Investigation(Romic EPA) - 2081 Bay Road, East Palo Alto, CA	

	File ID	DF	Analyzed	By	Prep Date	Prep Batch	Analytical Batch
Run #1	JK21568.D	1	08/03/11	TT	n/a	n/a	GJK889
Run #2							

	Initial Weight	Final Volume	Methanol Aliquot
Run #1	5.24 g	5.0 ml	100 ul
Run #2			

## TPH Volatiles

CAS No.	Compound	Result	RL	MDL	Units	Q
	TPH-GRO (C6-C10)	8.30	4.8	2.4	mg/kg	

CAS No.	Surrogate Recoveries	Run# 1	Run# 2	Limits
98-08-8	aaa-Trifluorotoluene	85%		60-157%

(a) All results reported on wet weight basis.

ND = Not detected      MDL - Method Detection Limit  
 RL = Reporting Limit  
 E = Indicates value exceeds calibration range

J = Indicates an estimated value  
 B = Indicates analyte found in associated method blank  
 N = Indicates presumptive evidence of a compound

## Report of Analysis

Page 1 of 1

<b>Client Sample ID:</b>	M22-0.5	<b>Date Sampled:</b>	07/20/11
<b>Lab Sample ID:</b>	C17096-21	<b>Date Received:</b>	07/21/11
<b>Matrix:</b>	SO - Soil	<b>Percent Solids:</b>	n/a <sup>a</sup>
<b>Method:</b>	SW846 8081A SW846 3545A	<b>Project:</b> Romic Soil Investigation(Romic EPA) - 2081 Bay Road, East Palo Alto, CA	

Run #	File ID	DF	Analyzed	By	Prep Date	Prep Batch	Analytical Batch
Run #1 <sup>b</sup>	OO23023.D	5	08/01/11	RV	07/25/11	OP4294	G00733
Run #2							

Run #	Initial Weight	Final Volume
Run #1	10.0 g	10.0 ml
Run #2		

## Pesticide PPL List

CAS No.	Compound	Result	RL	MDL	Units	Q
309-00-2	Aldrin	ND	130	50	ug/kg	
319-84-6	alpha-BHC	ND	130	55	ug/kg	
319-85-7	beta-BHC	ND	130	18	ug/kg	
319-86-8	delta-BHC	ND	130	18	ug/kg	
58-89-9	gamma-BHC (Lindane)	ND	130	38	ug/kg	
12789-03-6	Chlordane	ND	500	500	ug/kg	
60-57-1	Dieldrin	ND	130	15	ug/kg	
72-54-8	4,4' -DDD	ND	130	18	ug/kg	
72-55-9	4,4' -DDE	ND	130	15	ug/kg	
50-29-3	4,4' -DDT	ND	130	15	ug/kg	
72-20-8	Endrin	ND	130	15	ug/kg	
7421-93-4	Endrin aldehyde	ND	130	30	ug/kg	
959-98-8	Endosulfan-I	ND	130	18	ug/kg	
33213-65-9	Endosulfan-II	ND	130	18	ug/kg	
1031-07-8	Endosulfan sulfate	ND	130	40	ug/kg	
76-44-8	Heptachlor	ND	130	30	ug/kg	
1024-57-3	Heptachlor epoxide	ND	130	20	ug/kg	
72-43-5	Methoxychlor	ND	130	18	ug/kg	
8001-35-2	Toxaphene	ND	500	500	ug/kg	

CAS No.	Surrogate Recoveries	Run# 1	Run# 2	Limits
877-09-8	Tetrachloro-m-xylene	36%		35-132%
877-09-8	Tetrachloro-m-xylene	43%		35-132%
2051-24-3	Decachlorobiphenyl	71%		35-132%
2051-24-3	Decachlorobiphenyl	80%		35-132%

(a) All results reported on wet weight basis.

(b) Reporting limits raised due to high concentration of PCB (Aroclor 1260) and non-target Hydrocarbons.

ND = Not detected MDL - Method Detection Limit

RL = Reporting Limit

E = Indicates value exceeds calibration range

J = Indicates an estimated value

B = Indicates analyte found in associated method blank

N = Indicates presumptive evidence of a compound

## Report of Analysis

Page 1 of 1

<b>Client Sample ID:</b>	M22-0.5	<b>Date Sampled:</b>	07/20/11
<b>Lab Sample ID:</b>	C17096-21	<b>Date Received:</b>	07/21/11
<b>Matrix:</b>	SO - Soil	<b>Percent Solids:</b>	n/a <sup>a</sup>
<b>Method:</b>	SW846 8082 SW846 3545A	<b>Project:</b> Romc Soil Investigation(Romc EPA) - 2081 Bay Road,East Palo Alto,CA	

Run #	File ID	DF	Analyzed	By	Prep Date	Prep Batch	Analytical Batch
Run #1	PP20479.D	1	07/27/11	RV	07/27/11	OP4303	GPP692
Run #2							

Run #	Initial Weight	Final Volume
Run #1	10.1 g	10.0 ml
Run #2		

## PCB List

CAS No.	Compound	Result	RL	MDL	Units	Q
12674-11-2	Aroclor 1016	ND	99	17	ug/kg	
11104-28-2	Aroclor 1221	ND	99	50	ug/kg	
11141-16-5	Aroclor 1232	ND	99	50	ug/kg	
53469-21-9	Aroclor 1242	ND	99	50	ug/kg	
12672-29-6	Aroclor 1248 <sup>b</sup>	89.6	99	50	ug/kg	J
11097-69-1	Aroclor 1254 <sup>b</sup>	300	99	50	ug/kg	
11096-82-5	Aroclor 1260 <sup>b</sup>	145	99	20	ug/kg	

CAS No.	Surrogate Recoveries	Run# 1	Run# 2	Limits
877-09-8	Tetrachloro-m-xylene	54%		45-108%
877-09-8	Tetrachloro-m-xylene	52%		45-108%
2051-24-3	Decachlorobiphenyl	94%		54-121%
2051-24-3	Decachlorobiphenyl	78%		54-121%

(a) All results reported on wet weight basis.

(b) Estimated value due to the presence of multiple overlapping Aroclor patterns.

ND = Not detected      MDL - Method Detection Limit  
 RL = Reporting Limit  
 E = Indicates value exceeds calibration range

J = Indicates an estimated value  
 B = Indicates analyte found in associated method blank  
 N = Indicates presumptive evidence of a compound

## Report of Analysis

<b>Client Sample ID:</b> M22-0.5		<b>Date Sampled:</b> 07/20/11
<b>Lab Sample ID:</b> C17096-21		<b>Date Received:</b> 07/21/11
<b>Matrix:</b> SO - Soil		<b>Percent Solids:</b> n/a <sup>a</sup>
<b>Method:</b> SW846 8015B M SW846 3545A		
<b>Project:</b> Romic Soil Investigation(Romic EPA) - 2081 Bay Road, East Palo Alto, CA		

Run #	File ID	DF	Analyzed	By	Prep Date	Prep Batch	Analytical Batch
Run #1	HH15557.D	3	07/27/11	JH	07/22/11	OP4277	GHH531
Run #2							

Run #	Initial Weight	Final Volume
Run #1	10.1 g	1.0 ml
Run #2		

**TPH Extractable w/ Silica Gel Cleanup**

CAS No.	Compound	Result	RL	MDL	Units	Q
	TPH (C10-C28)	119	30	15	mg/kg	
	TPH (> C28-C40)	164	59	30	mg/kg	

CAS No.	Surrogate Recoveries	Run# 1	Run# 2	Limits
630-01-3	Hexacosane	57%		45-140%

(a) All results reported on wet weight basis.

ND = Not detected      MDL - Method Detection Limit  
 RL = Reporting Limit  
 E = Indicates value exceeds calibration range

J = Indicates an estimated value  
 B = Indicates analyte found in associated method blank  
 N = Indicates presumptive evidence of a compound

## Report of Analysis

<b>Client Sample ID:</b> M22-0.5	<b>Date Sampled:</b> 07/20/11
<b>Lab Sample ID:</b> C17096-21	<b>Date Received:</b> 07/21/11
<b>Matrix:</b> SO - Soil	<b>Percent Solids:</b> n/a <sup>a</sup>
<b>Project:</b> Romic Soil Investigation(Romic EPA) - 2081 Bay Road,East Palo Alto, CA	

## Metals Analysis

Analyte	Result	RL	Units	DF	Prep	Analyzed By	Method	Prep Method
Antimony <sup>b</sup>	< 3.7	3.7	mg/kg	2	07/22/11	07/27/11	DQ SW846 6010B <sup>3</sup>	SW846 3050B <sup>4</sup>
Arsenic <sup>b</sup>	< 3.7	3.7	mg/kg	2	07/22/11	07/27/11	DQ SW846 6010B <sup>3</sup>	SW846 3050B <sup>4</sup>
Barium	41.5	18	mg/kg	1	07/22/11	07/27/11	DQ SW846 6010B <sup>2</sup>	SW846 3050B <sup>4</sup>
Beryllium <sup>b</sup>	< 1.8	1.8	mg/kg	2	07/22/11	07/27/11	DQ SW846 6010B <sup>3</sup>	SW846 3050B <sup>4</sup>
Cadmium	< 0.92	0.92	mg/kg	1	07/22/11	07/27/11	DQ SW846 6010B <sup>2</sup>	SW846 3050B <sup>4</sup>
Chromium	64.4	0.92	mg/kg	1	07/22/11	07/27/11	DQ SW846 6010B <sup>2</sup>	SW846 3050B <sup>4</sup>
Cobalt <sup>b</sup>	17.4	1.8	mg/kg	2	07/22/11	07/27/11	DQ SW846 6010B <sup>3</sup>	SW846 3050B <sup>4</sup>
Copper	56.1	2.3	mg/kg	1	07/22/11	07/27/11	DQ SW846 6010B <sup>2</sup>	SW846 3050B <sup>4</sup>
Lead	9.8	1.8	mg/kg	1	07/22/11	07/27/11	DQ SW846 6010B <sup>2</sup>	SW846 3050B <sup>4</sup>
Mercury	0.098	0.040	mg/kg	1	07/25/11	07/25/11	PH SW846 7471A <sup>1</sup>	SW846 7471A <sup>5</sup>
Molybdenum	< 1.8	1.8	mg/kg	1	07/22/11	07/27/11	DQ SW846 6010B <sup>3</sup>	SW846 3050B <sup>4</sup>
Nickel	35.8	0.92	mg/kg	1	07/22/11	07/27/11	DQ SW846 6010B <sup>2</sup>	SW846 3050B <sup>4</sup>
Selenium <sup>b</sup>	6.2	3.7	mg/kg	2	07/22/11	07/27/11	DQ SW846 6010B <sup>3</sup>	SW846 3050B <sup>4</sup>
Silver	< 0.92	0.92	mg/kg	1	07/22/11	07/27/11	DQ SW846 6010B <sup>2</sup>	SW846 3050B <sup>4</sup>
Thallium <sup>b</sup>	< 3.7	3.7	mg/kg	2	07/22/11	07/27/11	DQ SW846 6010B <sup>3</sup>	SW846 3050B <sup>4</sup>
Vanadium <sup>b</sup>	87.0	1.8	mg/kg	2	07/22/11	07/27/11	DQ SW846 6010B <sup>3</sup>	SW846 3050B <sup>4</sup>
Zinc <sup>b</sup>	54.3	3.7	mg/kg	2	07/22/11	07/27/11	DQ SW846 6010B <sup>3</sup>	SW846 3050B <sup>4</sup>

- (1) Instrument QC Batch: MA2004  
(2) Instrument QC Batch: MA2008  
(3) Instrument QC Batch: MA2011  
(4) Prep QC Batch: MP3750  
(5) Prep QC Batch: MP3761

- (a) All results reported on wet weight basis.  
(b) Elevated reporting limit(s) due to matrix interference and/or dilution required for high interfering element.

RL = Reporting Limit

## Report of Analysis

<b>Client Sample ID:</b>	M22-3.0	<b>Date Sampled:</b>	07/20/11
<b>Lab Sample ID:</b>	C17096-22	<b>Date Received:</b>	07/21/11
<b>Matrix:</b>	SO - Soil	<b>Percent Solids:</b>	n/a <sup>a</sup>
<b>Method:</b>	SW846 8260B	<b>Project:</b> Romic Soil Investigation(Romic EPA) - 2081 Bay Road, East Palo Alto, CA	

Run #	File ID	DF	Analyzed	By	Prep Date	Prep Batch	Analytical Batch
Run #1	M26164.D	1	08/03/11	TN	n/a	n/a	VM833
Run #2							

Run #	Initial Weight	Final Volume	Methanol Aliquot
Run #1	5.97 g	5.0 ml	100 ul
Run #2			

## VOA 8260 List

CAS No.	Compound	Result	RL	MDL	Units	Q
67-64-1	Acetone	ND	4200	840	ug/kg	
71-43-2	Benzene	ND	210	63	ug/kg	
108-86-1	Bromobenzene	ND	210	63	ug/kg	
74-97-5	Bromochloromethane	ND	210	63	ug/kg	
75-27-4	Bromodichloromethane	ND	210	42	ug/kg	
75-25-2	Bromoform <sup>b</sup>	ND	210	42	ug/kg	
104-51-8	n-Butylbenzene	ND	210	63	ug/kg	
135-98-8	sec-Butylbenzene	ND	210	63	ug/kg	
98-06-6	tert-Butylbenzene	ND	210	63	ug/kg	
108-90-7	Chlorobenzene	ND	210	63	ug/kg	
75-00-3	Chloroethane	ND	210	63	ug/kg	
67-66-3	Chloroform	ND	210	63	ug/kg	
95-49-8	o-Chlorotoluene	ND	210	63	ug/kg	
106-43-4	p-Chlorotoluene	ND	210	63	ug/kg	
56-23-5	Carbon tetrachloride	ND	210	42	ug/kg	
75-34-3	1,1-Dichloroethane	ND	210	42	ug/kg	
75-35-4	1,1-Dichloroethylene	ND	210	63	ug/kg	
563-58-6	1,1-Dichloropropene	ND	210	63	ug/kg	
96-12-8	1,2-Dibromo-3-chloropropane	ND	210	42	ug/kg	
106-93-4	1,2-Dibromoethane	ND	210	42	ug/kg	
107-06-2	1,2-Dichloroethane	ND	210	63	ug/kg	
78-87-5	1,2-Dichloropropane	ND	210	63	ug/kg	
142-28-9	1,3-Dichloropropane	ND	210	63	ug/kg	
108-20-3	Di-Isopropyl ether	ND	210	63	ug/kg	
594-20-7	2,2-Dichloropropane	ND	210	63	ug/kg	
124-48-1	Dibromochloromethane	ND	210	42	ug/kg	
75-71-8	Dichlorodifluoromethane	ND	210	42	ug/kg	
156-59-2	cis-1,2-Dichloroethylene	ND	210	63	ug/kg	
10061-01-5	cis-1,3-Dichloropropene	ND	210	63	ug/kg	
541-73-1	m-Dichlorobenzene	ND	210	63	ug/kg	
95-50-1	o-Dichlorobenzene	ND	210	63	ug/kg	
106-46-7	p-Dichlorobenzene	ND	210	63	ug/kg	

ND = Not detected MDL - Method Detection Limit

RL = Reporting Limit

E = Indicates value exceeds calibration range

J = Indicates an estimated value

B = Indicates analyte found in associated method blank

N = Indicates presumptive evidence of a compound



## Report of Analysis

<b>Client Sample ID:</b>	M22-3.0	<b>Date Sampled:</b>	07/20/11
<b>Lab Sample ID:</b>	C17096-22	<b>Date Received:</b>	07/21/11
<b>Matrix:</b>	SO - Soil	<b>Percent Solids:</b>	n/a <sup>a</sup>
<b>Method:</b>	SW846 8260B	<b>Project:</b> Romic Soil Investigation(Romic EPA) - 2081 Bay Road,East Palo Alto,CA	

## VOA 8260 List

CAS No.	Compound	Result	RL	MDL	Units	Q
156-60-5	trans-1,2-Dichloroethylene	ND	210	63	ug/kg	
10061-02-6	trans-1,3-Dichloropropene	ND	210	63	ug/kg	
100-41-4	Ethylbenzene	335	210	63	ug/kg	
637-92-3	Ethyl tert-Butyl Ether	ND	210	63	ug/kg	
591-78-6	2-Hexanone	ND	1700	210	ug/kg	
87-68-3	Hexachlorobutadiene	ND	210	42	ug/kg	
98-82-8	Isopropylbenzene	ND	210	63	ug/kg	
99-87-6	p-Isopropyltoluene	ND	210	63	ug/kg	
108-10-1	4-Methyl-2-pentanone	ND	1700	630	ug/kg	
74-83-9	Methyl bromide <sup>b</sup>	ND	210	100	ug/kg	
74-87-3	Methyl chloride	ND	210	63	ug/kg	
74-95-3	Methylene bromide	ND	210	100	ug/kg	
75-09-2	Methylene chloride	ND	1000	670	ug/kg	
78-93-3	Methyl ethyl ketone	ND	1700	500	ug/kg	
1634-04-4	Methyl Tert Butyl Ether	ND	210	42	ug/kg	
91-20-3	Naphthalene	ND	210	63	ug/kg	
103-65-1	n-Propylbenzene	ND	210	63	ug/kg	
100-42-5	Styrene	ND	210	42	ug/kg	
994-05-8	Tert-Amyl Methyl Ether	ND	210	50	ug/kg	
75-65-0	Tert Butyl Alcohol	ND	1700	420	ug/kg	
630-20-6	1,1,1,2-Tetrachloroethane	ND	210	42	ug/kg	
71-55-6	1,1,1-Trichloroethane	ND	210	63	ug/kg	
79-34-5	1,1,2,2-Tetrachloroethane	ND	210	42	ug/kg	
79-00-5	1,1,2-Trichloroethane	ND	210	42	ug/kg	
87-61-6	1,2,3-Trichlorobenzene	ND	210	63	ug/kg	
96-18-4	1,2,3-Trichloropropane	ND	210	63	ug/kg	
120-82-1	1,2,4-Trichlorobenzene	ND	210	63	ug/kg	
95-63-6	1,2,4-Trimethylbenzene	ND	210	63	ug/kg	
108-67-8	1,3,5-Trimethylbenzene	ND	210	63	ug/kg	
127-18-4	Tetrachloroethylene	ND	210	150	ug/kg	
108-88-3	Toluene	196	210	63	ug/kg	J
79-01-6	Trichloroethylene	ND	210	42	ug/kg	
75-69-4	Trichlorofluoromethane	ND	210	50	ug/kg	
75-01-4	Vinyl chloride	ND	210	100	ug/kg	
1330-20-7	Xylene (total)	1070	420	170	ug/kg	

CAS No.	Surrogate Recoveries	Run# 1	Run# 2	Limits
1868-53-7	Dibromofluoromethane	86%		60-130%
2037-26-5	Toluene-D8	103%		60-130%

ND = Not detected MDL - Method Detection Limit

RL = Reporting Limit

E = Indicates value exceeds calibration range

J = Indicates an estimated value

B = Indicates analyte found in associated method blank

N = Indicates presumptive evidence of a compound

**Report of Analysis**

<b>Client Sample ID:</b>	M22-3.0	<b>Date Sampled:</b>	07/20/11
<b>Lab Sample ID:</b>	C17096-22	<b>Date Received:</b>	07/21/11
<b>Matrix:</b>	SO - Soil	<b>Percent Solids:</b>	n/a <sup>a</sup>
<b>Method:</b>	SW846 8260B		
<b>Project:</b>	Romic Soil Investigation(Romic EPA) - 2081 Bay Road, East Palo Alto, CA		

**VOA 8260 List**

CAS No.	Surrogate Recoveries	Run# 1	Run# 2	Limits
460-00-4	4-Bromofluorobenzene	99%		60-130%

(a) All results reported on wet weight basis.

(b) CCV outside of control limits (biased high); not detected in sample.

ND = Not detected      MDL - Method Detection Limit  
 RL = Reporting Limit  
 E = Indicates value exceeds calibration range

J = Indicates an estimated value  
 B = Indicates analyte found in associated method blank  
 N = Indicates presumptive evidence of a compound

## Report of Analysis

<b>Client Sample ID:</b>	M22-6.0	<b>Date Sampled:</b>	07/20/11
<b>Lab Sample ID:</b>	C17096-23	<b>Date Received:</b>	07/21/11
<b>Matrix:</b>	SO - Soil	<b>Percent Solids:</b>	n/a <sup>a</sup>
<b>Method:</b>	SW846 8260B	<b>Project:</b> Romic Soil Investigation(Romic EPA) - 2081 Bay Road, East Palo Alto, CA	

Run #	File ID	DF	Analyzed	By	Prep Date	Prep Batch	Analytical Batch
Run #1	M26149.D	1	08/02/11	TN	n/a	n/a	VM833
Run #2							

Run #	Initial Weight
Run #1	6.54 g
Run #2	

## VOA 8260 List

CAS No.	Compound	Result	RL	MDL	Units	Q
67-64-1	Acetone	22.3	76	15	ug/kg	J
71-43-2	Benzene	17.3	3.8	1.1	ug/kg	
108-86-1	Bromobenzene	ND	3.8	1.1	ug/kg	
74-97-5	Bromochloromethane	ND	3.8	1.1	ug/kg	
75-27-4	Bromodichloromethane	ND	3.8	0.76	ug/kg	
75-25-2	Bromoform <sup>b</sup>	ND	3.8	0.76	ug/kg	
104-51-8	n-Butylbenzene	ND	3.8	1.1	ug/kg	
135-98-8	sec-Butylbenzene	ND	3.8	1.1	ug/kg	
98-06-6	tert-Butylbenzene	ND	3.8	1.1	ug/kg	
108-90-7	Chlorobenzene	2.1	3.8	1.1	ug/kg	J
75-00-3	Chloroethane	1.3	3.8	1.1	ug/kg	J
67-66-3	Chloroform	ND	3.8	1.1	ug/kg	
95-49-8	o-Chlorotoluene	ND	3.8	1.1	ug/kg	
106-43-4	p-Chlorotoluene	ND	3.8	1.1	ug/kg	
56-23-5	Carbon tetrachloride	ND	3.8	0.76	ug/kg	
75-34-3	1,1-Dichloroethane	66.9	3.8	0.76	ug/kg	
75-35-4	1,1-Dichloroethylene	7.7	3.8	1.1	ug/kg	
563-58-6	1,1-Dichloropropene	ND	3.8	1.1	ug/kg	
96-12-8	1,2-Dibromo-3-chloropropane	ND	3.8	0.76	ug/kg	
106-93-4	1,2-Dibromoethane	ND	3.8	0.76	ug/kg	
107-06-2	1,2-Dichloroethane	ND	3.8	1.1	ug/kg	
78-87-5	1,2-Dichloropropane	ND	3.8	1.1	ug/kg	
142-28-9	1,3-Dichloropropane	ND	3.8	1.1	ug/kg	
108-20-3	Di-Isopropyl ether	ND	3.8	1.1	ug/kg	
594-20-7	2,2-Dichloropropane	ND	3.8	1.1	ug/kg	
124-48-1	Dibromochloromethane	ND	3.8	0.76	ug/kg	
75-71-8	Dichlorodifluoromethane	ND	3.8	0.76	ug/kg	
156-59-2	cis-1,2-Dichloroethylene	24.3	3.8	1.1	ug/kg	
10061-01-5	cis-1,3-Dichloropropene	ND	3.8	1.1	ug/kg	
541-73-1	m-Dichlorobenzene	ND	3.8	1.1	ug/kg	
95-50-1	o-Dichlorobenzene	ND	3.8	1.1	ug/kg	
106-46-7	p-Dichlorobenzene	ND	3.8	1.1	ug/kg	

ND = Not detected MDL - Method Detection Limit

RL = Reporting Limit

E = Indicates value exceeds calibration range

J = Indicates an estimated value

B = Indicates analyte found in associated method blank

N = Indicates presumptive evidence of a compound

## Report of Analysis

<b>Client Sample ID:</b>	M22-6.0	<b>Date Sampled:</b>	07/20/11
<b>Lab Sample ID:</b>	C17096-23	<b>Date Received:</b>	07/21/11
<b>Matrix:</b>	SO - Soil	<b>Percent Solids:</b>	n/a <sup>a</sup>
<b>Method:</b>	SW846 8260B	<b>Project:</b> Romc Soil Investigation(Romc EPA) - 2081 Bay Road,East Palo Alto,CA	

## VOA 8260 List

CAS No.	Compound	Result	RL	MDL	Units	Q
156-60-5	trans-1,2-Dichloroethylene	2.2	3.8	1.1	ug/kg	J
10061-02-6	trans-1,3-Dichloropropene	ND	3.8	1.1	ug/kg	
100-41-4	Ethylbenzene	ND	3.8	1.1	ug/kg	
637-92-3	Ethyl tert-Butyl Ether	ND	3.8	1.1	ug/kg	
591-78-6	2-Hexanone	ND	31	3.8	ug/kg	
87-68-3	Hexachlorobutadiene	ND	3.8	0.76	ug/kg	
98-82-8	Isopropylbenzene	ND	3.8	1.1	ug/kg	
99-87-6	p-Isopropyltoluene	ND	3.8	1.1	ug/kg	
108-10-1	4-Methyl-2-pentanone	ND	31	11	ug/kg	
74-83-9	Methyl bromide <sup>b</sup>	ND	3.8	1.9	ug/kg	
74-87-3	Methyl chloride	ND	3.8	1.1	ug/kg	
74-95-3	Methylene bromide	ND	3.8	1.9	ug/kg	
75-09-2	Methylene chloride	ND	19	12	ug/kg	
78-93-3	Methyl ethyl ketone	ND	31	9.2	ug/kg	
1634-04-4	Methyl Tert Butyl Ether	ND	3.8	0.76	ug/kg	
91-20-3	Naphthalene	ND	3.8	1.1	ug/kg	
103-65-1	n-Propylbenzene	ND	3.8	1.1	ug/kg	
100-42-5	Styrene	ND	3.8	0.76	ug/kg	
994-05-8	Tert-Amyl Methyl Ether	ND	3.8	0.92	ug/kg	
75-65-0	Tert Butyl Alcohol	25.2	31	7.6	ug/kg	J
630-20-6	1,1,1,2-Tetrachloroethane	ND	3.8	0.76	ug/kg	
71-55-6	1,1,1-Trichloroethane	ND	3.8	1.1	ug/kg	
79-34-5	1,1,2,2-Tetrachloroethane	ND	3.8	0.76	ug/kg	
79-00-5	1,1,2-Trichloroethane	ND	3.8	0.76	ug/kg	
87-61-6	1,2,3-Trichlorobenzene	ND	3.8	1.1	ug/kg	
96-18-4	1,2,3-Trichloropropane	ND	3.8	1.1	ug/kg	
120-82-1	1,2,4-Trichlorobenzene	ND	3.8	1.1	ug/kg	
95-63-6	1,2,4-Trimethylbenzene	ND	3.8	1.1	ug/kg	
108-67-8	1,3,5-Trimethylbenzene	ND	3.8	1.1	ug/kg	
127-18-4	Tetrachloroethylene	ND	3.8	2.7	ug/kg	
108-88-3	Toluene	12.5	3.8	1.1	ug/kg	
79-01-6	Trichloroethylene	0.99	3.8	0.76	ug/kg	J
75-69-4	Trichlorofluoromethane	ND	3.8	0.92	ug/kg	
75-01-4	Vinyl chloride	89.6	3.8	1.9	ug/kg	
1330-20-7	Xylene (total)	8.0	7.6	3.1	ug/kg	

CAS No.	Surrogate Recoveries	Run# 1	Run# 2	Limits
1868-53-7	Dibromofluoromethane	93%		60-130%
2037-26-5	Toluene-D8	102%		60-130%

ND = Not detected MDL - Method Detection Limit

RL = Reporting Limit

E = Indicates value exceeds calibration range

J = Indicates an estimated value

B = Indicates analyte found in associated method blank

N = Indicates presumptive evidence of a compound

**Report of Analysis**

<b>Client Sample ID:</b>	M22-6.0	<b>Date Sampled:</b>	07/20/11
<b>Lab Sample ID:</b>	C17096-23	<b>Date Received:</b>	07/21/11
<b>Matrix:</b>	SO - Soil	<b>Percent Solids:</b>	n/a <sup>a</sup>
<b>Method:</b>	SW846 8260B	<b>Project:</b> Romic Soil Investigation(Romic EPA) - 2081 Bay Road,East Palo Alto,CA	

**VOA 8260 List**

CAS No.	Surrogate Recoveries	Run# 1	Run# 2	Limits
460-00-4	4-Bromofluorobenzene	101%		60-130%

(a) All results reported on wet weight basis.

(b) CCV outside of control limits (biased high); not detected in sample.

ND = Not detected      MDL - Method Detection Limit  
 RL = Reporting Limit  
 E = Indicates value exceeds calibration range

J = Indicates an estimated value  
 B = Indicates analyte found in associated method blank  
 N = Indicates presumptive evidence of a compound

## Report of Analysis

Page 1 of 3

<b>Client Sample ID:</b>	M24-3.0	<b>Date Sampled:</b>	07/20/11
<b>Lab Sample ID:</b>	C17096-24	<b>Date Received:</b>	07/21/11
<b>Matrix:</b>	SO - Soil	<b>Percent Solids:</b>	n/a <sup>a</sup>
<b>Method:</b>	SW846 8260B	<b>Project:</b> Romic Soil Investigation(Romic EPA) - 2081 Bay Road, East Palo Alto, CA	

Run #1	File ID	DF	Analyzed	By	Prep Date	Prep Batch	Analytical Batch
Run #2	M26165.D	1	08/03/11	TN	n/a	n/a	VM833

Run #1	Initial Weight	Final Volume	Methanol Aliquot
Run #2	6.09 g	5.0 ml	100 ul

## VOA 8260 List

CAS No.	Compound	Result	RL	MDL	Units	Q
67-64-1	Acetone	ND	4100	820	ug/kg	
71-43-2	Benzene	ND	210	62	ug/kg	
108-86-1	Bromobenzene	ND	210	62	ug/kg	
74-97-5	Bromochloromethane	ND	210	62	ug/kg	
75-27-4	Bromodichloromethane	ND	210	41	ug/kg	
75-25-2	Bromoform <sup>b</sup>	ND	210	41	ug/kg	
104-51-8	n-Butylbenzene	532	210	62	ug/kg	
135-98-8	sec-Butylbenzene	160	210	62	ug/kg	J
98-06-6	tert-Butylbenzene	ND	210	62	ug/kg	
108-90-7	Chlorobenzene	ND	210	62	ug/kg	
75-00-3	Chloroethane	ND	210	62	ug/kg	
67-66-3	Chloroform	ND	210	62	ug/kg	
95-49-8	o-Chlorotoluene	ND	210	62	ug/kg	
106-43-4	p-Chlorotoluene	ND	210	62	ug/kg	
56-23-5	Carbon tetrachloride	ND	210	41	ug/kg	
75-34-3	1,1-Dichloroethane	ND	210	41	ug/kg	
75-35-4	1,1-Dichloroethylene	ND	210	62	ug/kg	
563-58-6	1,1-Dichloropropene	ND	210	62	ug/kg	
96-12-8	1,2-Dibromo-3-chloropropane	ND	210	41	ug/kg	
106-93-4	1,2-Dibromoethane	ND	210	41	ug/kg	
107-06-2	1,2-Dichloroethane	ND	210	62	ug/kg	
78-87-5	1,2-Dichloropropane	ND	210	62	ug/kg	
142-28-9	1,3-Dichloropropane	ND	210	62	ug/kg	
108-20-3	Di-Isopropyl ether	ND	210	62	ug/kg	
594-20-7	2,2-Dichloropropane	ND	210	62	ug/kg	
124-48-1	Dibromochloromethane	ND	210	41	ug/kg	
75-71-8	Dichlorodifluoromethane	ND	210	41	ug/kg	
156-59-2	cis-1,2-Dichloroethylene	ND	210	62	ug/kg	
10061-01-5	cis-1,3-Dichloropropene	ND	210	62	ug/kg	
541-73-1	m-Dichlorobenzene	ND	210	62	ug/kg	
95-50-1	o-Dichlorobenzene	ND	210	62	ug/kg	
106-46-7	p-Dichlorobenzene	ND	210	62	ug/kg	

ND = Not detected MDL - Method Detection Limit

RL = Reporting Limit

E = Indicates value exceeds calibration range

J = Indicates an estimated value

B = Indicates analyte found in associated method blank

N = Indicates presumptive evidence of a compound

## Report of Analysis

<b>Client Sample ID:</b>	M24-3.0	<b>Date Sampled:</b>	07/20/11
<b>Lab Sample ID:</b>	C17096-24	<b>Date Received:</b>	07/21/11
<b>Matrix:</b>	SO - Soil	<b>Percent Solids:</b>	n/a <sup>a</sup>
<b>Method:</b>	SW846 8260B		
<b>Project:</b>	Romic Soil Investigation(Romic EPA) - 2081 Bay Road,East Palo Alto,CA		

## VOA 8260 List

CAS No.	Compound	Result	RL	MDL	Units	Q
156-60-5	trans-1,2-Dichloroethylene	ND	210	62	ug/kg	
10061-02-6	trans-1,3-Dichloropropene	ND	210	62	ug/kg	
100-41-4	Ethylbenzene	1020	210	62	ug/kg	
637-92-3	Ethyl tert-Butyl Ether	ND	210	62	ug/kg	
591-78-6	2-Hexanone	ND	1600	210	ug/kg	
87-68-3	Hexachlorobutadiene	ND	210	41	ug/kg	
98-82-8	Isopropylbenzene	68.9	210	62	ug/kg	J
99-87-6	p-Isopropyltoluene	272	210	62	ug/kg	
108-10-1	4-Methyl-2-pentanone	ND	1600	620	ug/kg	
74-83-9	Methyl bromide <sup>b</sup>	ND	210	100	ug/kg	
74-87-3	Methyl chloride	ND	210	62	ug/kg	
74-95-3	Methylene bromide	ND	210	100	ug/kg	
75-09-2	Methylene chloride	ND	1000	660	ug/kg	
78-93-3	Methyl ethyl ketone	ND	1600	490	ug/kg	
1634-04-4	Methyl Tert Butyl Ether	ND	210	41	ug/kg	
91-20-3	Naphthalene	724	210	62	ug/kg	
103-65-1	n-Propylbenzene	164	210	62	ug/kg	J
100-42-5	Styrene	ND	210	41	ug/kg	
994-05-8	Tert-Amyl Methyl Ether	ND	210	49	ug/kg	
75-65-0	Tert Butyl Alcohol	ND	1600	410	ug/kg	
630-20-6	1,1,1,2-Tetrachloroethane	ND	210	41	ug/kg	
71-55-6	1,1,1-Trichloroethane	ND	210	62	ug/kg	
79-34-5	1,1,2,2-Tetrachloroethane	ND	210	41	ug/kg	
79-00-5	1,1,2-Trichloroethane	ND	210	41	ug/kg	
87-61-6	1,2,3-Trichlorobenzene	ND	210	62	ug/kg	
96-18-4	1,2,3-Trichloropropane	ND	210	62	ug/kg	
120-82-1	1,2,4-Trichlorobenzene	ND	210	62	ug/kg	
95-63-6	1,2,4-Trimethylbenzene	2480	210	62	ug/kg	
108-67-8	1,3,5-Trimethylbenzene	633	210	62	ug/kg	
127-18-4	Tetrachloroethylene	ND	210	140	ug/kg	
108-88-3	Toluene	ND	210	62	ug/kg	
79-01-6	Trichloroethylene	ND	210	41	ug/kg	
75-69-4	Trichlorofluoromethane	ND	210	49	ug/kg	
75-01-4	Vinyl chloride	ND	210	100	ug/kg	
1330-20-7	Xylene (total)	1840	410	160	ug/kg	

CAS No.	Surrogate Recoveries	Run# 1	Run# 2	Limits
1868-53-7	Dibromofluoromethane	86%		60-130%
2037-26-5	Toluene-D8	105%		60-130%

ND = Not detected MDL - Method Detection Limit

RL = Reporting Limit

E = Indicates value exceeds calibration range

J = Indicates an estimated value

B = Indicates analyte found in associated method blank

N = Indicates presumptive evidence of a compound

## Report of Analysis

<b>Client Sample ID:</b>	M24-3.0	<b>Date Sampled:</b>	07/20/11
<b>Lab Sample ID:</b>	C17096-24	<b>Date Received:</b>	07/21/11
<b>Matrix:</b>	SO - Soil	<b>Percent Solids:</b>	n/a <sup>a</sup>
<b>Method:</b>	SW846 8260B	<b>Project:</b> Romic Soil Investigation(Romic EPA) - 2081 Bay Road, East Palo Alto, CA	

### VOA 8260 List

CAS No.	Surrogate Recoveries	Run# 1	Run# 2	Limits
460-00-4	4-Bromofluorobenzene	110%		60-130%

- (a) All results reported on wet weight basis.
- (b) CCV outside of control limits (biased high); not detected in sample.

ND = Not detected      MDL - Method Detection Limit  
 RL = Reporting Limit  
 E = Indicates value exceeds calibration range

J = Indicates an estimated value  
 B = Indicates analyte found in associated method blank  
 N = Indicates presumptive evidence of a compound



## Report of Analysis

<b>Client Sample ID:</b>	M24-6.0	<b>Date Sampled:</b>	07/20/11
<b>Lab Sample ID:</b>	C17096-25	<b>Date Received:</b>	07/21/11
<b>Matrix:</b>	SO - Soil	<b>Percent Solids:</b>	n/a <sup>a</sup>
<b>Method:</b>	SW846 8260B	<b>Project:</b> Romic Soil Investigation(Romic EPA) - 2081 Bay Road, East Palo Alto, CA	

Run #	File ID	DF	Analyzed	By	Prep Date	Prep Batch	Analytical Batch
Run #1	M26150.D	1	08/02/11	TN	n/a	n/a	VM833
Run #2							

Run #	Initial Weight
Run #1	6.20 g
Run #2	

## VOA 8260 List

CAS No.	Compound	Result	RL	MDL	Units	Q
67-64-1	Acetone	ND	81	16	ug/kg	
71-43-2	Benzene	1.4	4.0	1.2	ug/kg	J
108-86-1	Bromobenzene	ND	4.0	1.2	ug/kg	
74-97-5	Bromochloromethane	ND	4.0	1.2	ug/kg	
75-27-4	Bromodichloromethane	ND	4.0	0.81	ug/kg	
75-25-2	Bromoform <sup>b</sup>	ND	4.0	0.81	ug/kg	
104-51-8	n-Butylbenzene	ND	4.0	1.2	ug/kg	
135-98-8	sec-Butylbenzene	ND	4.0	1.2	ug/kg	
98-06-6	tert-Butylbenzene	ND	4.0	1.2	ug/kg	
108-90-7	Chlorobenzene	ND	4.0	1.2	ug/kg	
75-00-3	Chloroethane	ND	4.0	1.2	ug/kg	
67-66-3	Chloroform	ND	4.0	1.2	ug/kg	
95-49-8	o-Chlorotoluene	ND	4.0	1.2	ug/kg	
106-43-4	p-Chlorotoluene	ND	4.0	1.2	ug/kg	
56-23-5	Carbon tetrachloride	ND	4.0	0.81	ug/kg	
75-34-3	1,1-Dichloroethane	2.9	4.0	0.81	ug/kg	J
75-35-4	1,1-Dichloroethylene	ND	4.0	1.2	ug/kg	
563-58-6	1,1-Dichloropropene	ND	4.0	1.2	ug/kg	
96-12-8	1,2-Dibromo-3-chloropropane	ND	4.0	0.81	ug/kg	
106-93-4	1,2-Dibromoethane	ND	4.0	0.81	ug/kg	
107-06-2	1,2-Dichloroethane	ND	4.0	1.2	ug/kg	
78-87-5	1,2-Dichloropropane	ND	4.0	1.2	ug/kg	
142-28-9	1,3-Dichloropropane	ND	4.0	1.2	ug/kg	
108-20-3	Di-Isopropyl ether	ND	4.0	1.2	ug/kg	
594-20-7	2,2-Dichloropropane	ND	4.0	1.2	ug/kg	
124-48-1	Dibromochloromethane	ND	4.0	0.81	ug/kg	
75-71-8	Dichlorodifluoromethane	ND	4.0	0.81	ug/kg	
156-59-2	cis-1,2-Dichloroethylene	ND	4.0	1.2	ug/kg	
10061-01-5	cis-1,3-Dichloropropene	ND	4.0	1.2	ug/kg	
541-73-1	m-Dichlorobenzene	ND	4.0	1.2	ug/kg	
95-50-1	o-Dichlorobenzene	ND	4.0	1.2	ug/kg	
106-46-7	p-Dichlorobenzene	ND	4.0	1.2	ug/kg	

ND = Not detected MDL - Method Detection Limit

RL = Reporting Limit

E = Indicates value exceeds calibration range

J = Indicates an estimated value

B = Indicates analyte found in associated method blank

N = Indicates presumptive evidence of a compound

## Report of Analysis

<b>Client Sample ID:</b>	M24-6.0	<b>Date Sampled:</b>	07/20/11
<b>Lab Sample ID:</b>	C17096-25	<b>Date Received:</b>	07/21/11
<b>Matrix:</b>	SO - Soil	<b>Percent Solids:</b>	n/a <sup>a</sup>
<b>Method:</b>	SW846 8260B		
<b>Project:</b>	Romic Soil Investigation(Romic EPA) - 2081 Bay Road,East Palo Alto,CA		

## VOA 8260 List

CAS No.	Compound	Result	RL	MDL	Units	Q
156-60-5	trans-1,2-Dichloroethylene	ND	4.0	1.2	ug/kg	
10061-02-6	trans-1,3-Dichloropropene	ND	4.0	1.2	ug/kg	
100-41-4	Ethylbenzene	ND	4.0	1.2	ug/kg	
637-92-3	Ethyl tert-Butyl Ether	ND	4.0	1.2	ug/kg	
591-78-6	2-Hexanone	ND	32	4.0	ug/kg	
87-68-3	Hexachlorobutadiene	ND	4.0	0.81	ug/kg	
98-82-8	Isopropylbenzene	ND	4.0	1.2	ug/kg	
99-87-6	p-Isopropyltoluene	ND	4.0	1.2	ug/kg	
108-10-1	4-Methyl-2-pentanone	ND	32	12	ug/kg	
74-83-9	Methyl bromide <sup>b</sup>	ND	4.0	2.0	ug/kg	
74-87-3	Methyl chloride	ND	4.0	1.2	ug/kg	
74-95-3	Methylene bromide	ND	4.0	2.0	ug/kg	
75-09-2	Methylene chloride	ND	20	13	ug/kg	
78-93-3	Methyl ethyl ketone	ND	32	9.7	ug/kg	
1634-04-4	Methyl Tert Butyl Ether	ND	4.0	0.81	ug/kg	
91-20-3	Naphthalene	ND	4.0	1.2	ug/kg	
103-65-1	n-Propylbenzene	ND	4.0	1.2	ug/kg	
100-42-5	Styrene	ND	4.0	0.81	ug/kg	
994-05-8	Tert-Amyl Methyl Ether	ND	4.0	0.97	ug/kg	
75-65-0	Tert Butyl Alcohol	52.4	32	8.1	ug/kg	
630-20-6	1,1,1,2-Tetrachloroethane	ND	4.0	0.81	ug/kg	
71-55-6	1,1,1-Trichloroethane	ND	4.0	1.2	ug/kg	
79-34-5	1,1,2,2-Tetrachloroethane	ND	4.0	0.81	ug/kg	
79-00-5	1,1,2-Trichloroethane	ND	4.0	0.81	ug/kg	
87-61-6	1,2,3-Trichlorobenzene	ND	4.0	1.2	ug/kg	
96-18-4	1,2,3-Trichloropropane	ND	4.0	1.2	ug/kg	
120-82-1	1,2,4-Trichlorobenzene	ND	4.0	1.2	ug/kg	
95-63-6	1,2,4-Trimethylbenzene	ND	4.0	1.2	ug/kg	
108-67-8	1,3,5-Trimethylbenzene	ND	4.0	1.2	ug/kg	
127-18-4	Tetrachloroethylene	ND	4.0	2.8	ug/kg	
108-88-3	Toluene	ND	4.0	1.2	ug/kg	
79-01-6	Trichloroethylene	ND	4.0	0.81	ug/kg	
75-69-4	Trichlorofluoromethane	ND	4.0	0.97	ug/kg	
75-01-4	Vinyl chloride	ND	4.0	2.0	ug/kg	
1330-20-7	Xylene (total)	ND	8.1	3.2	ug/kg	

CAS No.	Surrogate Recoveries	Run# 1	Run# 2	Limits
1868-53-7	Dibromofluoromethane	92%		60-130%
2037-26-5	Toluene-D8	103%		60-130%

ND = Not detected MDL - Method Detection Limit

RL = Reporting Limit

E = Indicates value exceeds calibration range

J = Indicates an estimated value

B = Indicates analyte found in associated method blank

N = Indicates presumptive evidence of a compound

**Report of Analysis**

<b>Client Sample ID:</b>	M24-6.0	<b>Date Sampled:</b>	07/20/11
<b>Lab Sample ID:</b>	C17096-25	<b>Date Received:</b>	07/21/11
<b>Matrix:</b>	SO - Soil	<b>Percent Solids:</b>	n/a <sup>a</sup>
<b>Method:</b>	SW846 8260B	<b>Project:</b> Romic Soil Investigation(Romic EPA) - 2081 Bay Road, East Palo Alto, CA	

**VOA 8260 List**

CAS No.	Surrogate Recoveries	Run# 1	Run# 2	Limits
460-00-4	4-Bromofluorobenzene	102%		60-130%

(a) All results reported on wet weight basis.

(b) CCV outside of control limits (biased high); not detected in sample.

ND = Not detected      MDL - Method Detection Limit  
 RL = Reporting Limit  
 E = Indicates value exceeds calibration range

J = Indicates an estimated value  
 B = Indicates analyte found in associated method blank  
 N = Indicates presumptive evidence of a compound

## Report of Analysis

<b>Client Sample ID:</b>	K23-1.4	<b>Date Sampled:</b>	07/20/11
<b>Lab Sample ID:</b>	C17096-26	<b>Date Received:</b>	07/21/11
<b>Matrix:</b>	SO - Soil	<b>Percent Solids:</b>	n/a <sup>a</sup>
<b>Method:</b>	SW846 8260B	<b>Project:</b> Romic Soil Investigation(Romic EPA) - 2081 Bay Road, East Palo Alto, CA	

Run #1	File ID	DF	Analyzed	By	Prep Date	Prep Batch	Analytical Batch
Run #1	M26166.D	1	08/03/11	TN	n/a	n/a	VM833
Run #2							

Run #1	Initial Weight	Final Volume	Methanol Aliquot
Run #1	5.15 g	5.0 ml	100 ul
Run #2			

## VOA 8260 List

CAS No.	Compound	Result	RL	MDL	Units	Q
67-64-1	Acetone	ND	4900	970	ug/kg	
71-43-2	Benzene	ND	240	73	ug/kg	
108-86-1	Bromobenzene	ND	240	73	ug/kg	
74-97-5	Bromochloromethane	ND	240	73	ug/kg	
75-27-4	Bromodichloromethane	ND	240	49	ug/kg	
75-25-2	Bromoform <sup>b</sup>	ND	240	49	ug/kg	
104-51-8	n-Butylbenzene	ND	240	73	ug/kg	
135-98-8	sec-Butylbenzene	ND	240	73	ug/kg	
98-06-6	tert-Butylbenzene	ND	240	73	ug/kg	
108-90-7	Chlorobenzene	ND	240	73	ug/kg	
75-00-3	Chloroethane	ND	240	73	ug/kg	
67-66-3	Chloroform	ND	240	73	ug/kg	
95-49-8	o-Chlorotoluene	ND	240	73	ug/kg	
106-43-4	p-Chlorotoluene	ND	240	73	ug/kg	
56-23-5	Carbon tetrachloride	ND	240	49	ug/kg	
75-34-3	1,1-Dichloroethane	ND	240	49	ug/kg	
75-35-4	1,1-Dichloroethylene	ND	240	73	ug/kg	
563-58-6	1,1-Dichloropropene	ND	240	73	ug/kg	
96-12-8	1,2-Dibromo-3-chloropropane	ND	240	49	ug/kg	
106-93-4	1,2-Dibromoethane	ND	240	49	ug/kg	
107-06-2	1,2-Dichloroethane	ND	240	73	ug/kg	
78-87-5	1,2-Dichloropropane	ND	240	73	ug/kg	
142-28-9	1,3-Dichloropropane	ND	240	73	ug/kg	
108-20-3	Di-Isopropyl ether	ND	240	73	ug/kg	
594-20-7	2,2-Dichloropropane	ND	240	73	ug/kg	
124-48-1	Dibromochloromethane	ND	240	49	ug/kg	
75-71-8	Dichlorodifluoromethane	ND	240	49	ug/kg	
156-59-2	cis-1,2-Dichloroethylene	ND	240	73	ug/kg	
10061-01-5	cis-1,3-Dichloropropene	ND	240	73	ug/kg	
541-73-1	m-Dichlorobenzene	ND	240	73	ug/kg	
95-50-1	o-Dichlorobenzene	ND	240	73	ug/kg	
106-46-7	p-Dichlorobenzene	ND	240	73	ug/kg	

ND = Not detected MDL - Method Detection Limit

RL = Reporting Limit

E = Indicates value exceeds calibration range

J = Indicates an estimated value

B = Indicates analyte found in associated method blank

N = Indicates presumptive evidence of a compound

## Report of Analysis

<b>Client Sample ID:</b>	K23-1.4	<b>Date Sampled:</b>	07/20/11
<b>Lab Sample ID:</b>	C17096-26	<b>Date Received:</b>	07/21/11
<b>Matrix:</b>	SO - Soil	<b>Percent Solids:</b>	n/a <sup>a</sup>
<b>Method:</b>	SW846 8260B	<b>Project:</b> Romic Soil Investigation(Romic EPA) - 2081 Bay Road,East Palo Alto,CA	

## VOA 8260 List

CAS No.	Compound	Result	RL	MDL	Units	Q
156-60-5	trans-1,2-Dichloroethylene	ND	240	73	ug/kg	
10061-02-6	trans-1,3-Dichloropropene	ND	240	73	ug/kg	
100-41-4	Ethylbenzene	ND	240	73	ug/kg	
637-92-3	Ethyl tert-Butyl Ether	ND	240	73	ug/kg	
591-78-6	2-Hexanone	ND	1900	240	ug/kg	
87-68-3	Hexachlorobutadiene	ND	240	49	ug/kg	
98-82-8	Isopropylbenzene	ND	240	73	ug/kg	
99-87-6	p-Isopropyltoluene	ND	240	73	ug/kg	
108-10-1	4-Methyl-2-pentanone	ND	1900	730	ug/kg	
74-83-9	Methyl bromide <sup>b</sup>	ND	240	120	ug/kg	
74-87-3	Methyl chloride	ND	240	73	ug/kg	
74-95-3	Methylene bromide	ND	240	120	ug/kg	
75-09-2	Methylene chloride	ND	1200	780	ug/kg	
78-93-3	Methyl ethyl ketone	ND	1900	580	ug/kg	
1634-04-4	Methyl Tert Butyl Ether	ND	240	49	ug/kg	
91-20-3	Naphthalene	ND	240	73	ug/kg	
103-65-1	n-Propylbenzene	ND	240	73	ug/kg	
100-42-5	Styrene	ND	240	49	ug/kg	
994-05-8	Tert-Amyl Methyl Ether	ND	240	58	ug/kg	
75-65-0	Tert Butyl Alcohol	ND	1900	490	ug/kg	
630-20-6	1,1,1,2-Tetrachloroethane	ND	240	49	ug/kg	
71-55-6	1,1,1-Trichloroethane	ND	240	73	ug/kg	
79-34-5	1,1,2,2-Tetrachloroethane	ND	240	49	ug/kg	
79-00-5	1,1,2-Trichloroethane	ND	240	49	ug/kg	
87-61-6	1,2,3-Trichlorobenzene	ND	240	73	ug/kg	
96-18-4	1,2,3-Trichloropropane	ND	240	73	ug/kg	
120-82-1	1,2,4-Trichlorobenzene	ND	240	73	ug/kg	
95-63-6	1,2,4-Trimethylbenzene	ND	240	73	ug/kg	
108-67-8	1,3,5-Trimethylbenzene	ND	240	73	ug/kg	
127-18-4	Tetrachloroethylene	ND	240	170	ug/kg	
108-88-3	Toluene	132	240	73	ug/kg	J
79-01-6	Trichloroethylene	ND	240	49	ug/kg	
75-69-4	Trichlorofluoromethane	ND	240	58	ug/kg	
75-01-4	Vinyl chloride	ND	240	120	ug/kg	
1330-20-7	Xylene (total)	267	490	190	ug/kg	J

CAS No.	Surrogate Recoveries	Run# 1	Run# 2	Limits
1868-53-7	Dibromofluoromethane	87%		60-130%
2037-26-5	Toluene-D8	104%		60-130%

ND = Not detected MDL - Method Detection Limit

RL = Reporting Limit

E = Indicates value exceeds calibration range

J = Indicates an estimated value

B = Indicates analyte found in associated method blank

N = Indicates presumptive evidence of a compound

## Report of Analysis

<b>Client Sample ID:</b>	K23-1.4	
<b>Lab Sample ID:</b>	C17096-26	<b>Date Sampled:</b> 07/20/11
<b>Matrix:</b>	SO - Soil	<b>Date Received:</b> 07/21/11
<b>Method:</b>	SW846 8260B	<b>Percent Solids:</b> n/a <sup>a</sup>
<b>Project:</b>	Romic Soil Investigation(Romic EPA) - 2081 Bay Road, East Palo Alto, CA	

### VOA 8260 List

CAS No.	Surrogate Recoveries	Run# 1	Run# 2	Limits
460-00-4	4-Bromofluorobenzene	102%		60-130%

- (a) All results reported on wet weight basis.
- (b) CCV outside of control limits (biased high); not detected in sample.

ND = Not detected      MDL - Method Detection Limit  
 RL = Reporting Limit  
 E = Indicates value exceeds calibration range

J = Indicates an estimated value  
 B = Indicates analyte found in associated method blank  
 N = Indicates presumptive evidence of a compound

## Report of Analysis

Page 1 of 3

<b>Client Sample ID:</b>	K23-1.4	
<b>Lab Sample ID:</b>	C17096-26	<b>Date Sampled:</b> 07/20/11
<b>Matrix:</b>	SO - Soil	<b>Date Received:</b> 07/21/11
<b>Method:</b>	SW846 8270C SW846 3550B	<b>Percent Solids:</b> n/a <sup>a</sup>
<b>Project:</b>	Romic Soil Investigation(Romic EPA) - 2081 Bay Road, East Palo Alto, CA	

Run #	File ID	DF	Analyzed	By	Prep Date	Prep Batch	Analytical Batch
Run #1	Y8994.D	1	07/24/11	MT	07/23/11	OP4289	EY429
Run #2							

Run #	Initial Weight	Final Volume
Run #1	10.3 g	1.0 ml
Run #2		

## ABN Full List

CAS No.	Compound	Result	RL	MDL	Units	Q
65-85-0	Benzoic acid	ND	970	860	ug/kg	
95-57-8	2-Chlorophenol	ND	970	660	ug/kg	
59-50-7	4-Chloro-3-methyl phenol	ND	490	410	ug/kg	
120-83-2	2,4-Dichlorophenol	ND	490	140	ug/kg	
105-67-9	2,4-Dimethylphenol	ND	490	150	ug/kg	
51-28-5	2,4-Dinitrophenol	ND	2400	830	ug/kg	
534-52-1	4,6-Dinitro-o-cresol	ND	1900	1000	ug/kg	
95-48-7	2-Methylphenol	ND	490	170	ug/kg	
	3&4-Methylphenol	ND	490	150	ug/kg	
88-75-5	2-Nitrophenol	ND	490	130	ug/kg	
100-02-7	4-Nitrophenol	ND	1900	1200	ug/kg	
87-86-5	Pentachlorophenol	ND	490	410	ug/kg	
108-95-2	Phenol	ND	1900	1300	ug/kg	
95-95-4	2,4,5-Trichlorophenol	ND	490	120	ug/kg	
88-06-2	2,4,6-Trichlorophenol	ND	490	160	ug/kg	
83-32-9	Acenaphthene	ND	970	490	ug/kg	
208-96-8	Acenaphthylene	ND	490	190	ug/kg	
62-53-3	Aniline	ND	490	140	ug/kg	
120-12-7	Anthracene	ND	490	97	ug/kg	
103-33-3	Azobenzene	ND	490	170	ug/kg	
92-87-5	Benzidine	ND	2400	710	ug/kg	
56-55-3	Benzo(a)anthracene	ND	490	68	ug/kg	
50-32-8	Benzo(a)pyrene	ND	490	87	ug/kg	
205-99-2	Benzo(b)fluoranthene	ND	490	58	ug/kg	
191-24-2	Benzo(g,h,i)perylene	ND	490	150	ug/kg	
207-08-9	Benzo(k)fluoranthene	ND	490	120	ug/kg	
101-55-3	4-Bromophenyl phenyl ether	ND	490	150	ug/kg	
85-68-7	Butyl benzyl phthalate	ND	490	110	ug/kg	
100-51-6	Benzyl Alcohol	ND	970	160	ug/kg	
91-58-7	2-Chloronaphthalene	ND	490	170	ug/kg	
106-47-8	4-Chloroaniline	ND	490	140	ug/kg	
86-74-8	Carbazole	ND	490	78	ug/kg	

ND = Not detected MDL - Method Detection Limit

RL = Reporting Limit

E = Indicates value exceeds calibration range

J = Indicates an estimated value

B = Indicates analyte found in associated method blank

N = Indicates presumptive evidence of a compound

## Report of Analysis

<b>Client Sample ID:</b>	K23-1.4		
<b>Lab Sample ID:</b>	C17096-26	<b>Date Sampled:</b>	07/20/11
<b>Matrix:</b>	SO - Soil	<b>Date Received:</b>	07/21/11
<b>Method:</b>	SW846 8270C SW846 3550B	<b>Percent Solids:</b>	n/a <sup>a</sup>
<b>Project:</b>	Romic Soil Investigation(Romic EPA) - 2081 Bay Road,East Palo Alto,CA		

## ABN Full List

CAS No.	Compound	Result	RL	MDL	Units	Q
218-01-9	Chrysene	ND	490	97	ug/kg	
111-91-1	bis(2-Chloroethoxy)methane	ND	490	170	ug/kg	
111-44-4	bis(2-Chloroethyl)ether	ND	490	220	ug/kg	
108-60-1	bis(2-Chloroisopropyl)ether	ND	490	260	ug/kg	
7005-72-3	4-Chlorophenyl phenyl ether	ND	490	180	ug/kg	
95-50-1	1,2-Dichlorobenzene	ND	490	160	ug/kg	
541-73-1	1,3-Dichlorobenzene	ND	490	150	ug/kg	
106-46-7	1,4-Dichlorobenzene	ND	490	410	ug/kg	
121-14-2	2,4-Dinitrotoluene	ND	490	450	ug/kg	
606-20-2	2,6-Dinitrotoluene	ND	970	310	ug/kg	
91-94-1	3,3'-Dichlorobenzidine	ND	2400	140	ug/kg	
53-70-3	Dibenzo(a,h)anthracene	ND	490	130	ug/kg	
132-64-9	Dibenzofuran	ND	490	160	ug/kg	
122-39-4	Diphenylamine	ND	490	120	ug/kg	
84-74-2	Di-n-butyl phthalate	ND	490	97	ug/kg	
117-84-0	Di-n-octyl phthalate	ND	490	130	ug/kg	
84-66-2	Diethyl phthalate	ND	490	170	ug/kg	
131-11-3	Dimethyl phthalate	ND	490	170	ug/kg	
117-81-7	bis(2-Ethylhexyl)phthalate	ND	490	210	ug/kg	
206-44-0	Fluoranthene	ND	490	97	ug/kg	
86-73-7	Fluorene	ND	490	170	ug/kg	
118-74-1	Hexachlorobenzene	ND	490	130	ug/kg	
87-68-3	Hexachlorobutadiene	ND	490	180	ug/kg	
77-47-4	Hexachlorocyclopentadiene	ND	490	140	ug/kg	
67-72-1	Hexachloroethane	ND	490	160	ug/kg	
193-39-5	Indeno(1,2,3-cd)pyrene	ND	490	140	ug/kg	
78-59-1	Isophorone	ND	490	170	ug/kg	
90-12-0	1-Methylnaphthalene	ND	490	160	ug/kg	
91-57-6	2-Methylnaphthalene	ND	490	160	ug/kg	
88-74-4	2-Nitroaniline	ND	490	120	ug/kg	
99-09-2	3-Nitroaniline	ND	490	120	ug/kg	
100-01-6	4-Nitroaniline	ND	490	290	ug/kg	
91-20-3	Naphthalene	ND	490	170	ug/kg	
98-95-3	Nitrobenzene	ND	490	160	ug/kg	
62-75-9	N-Nitrosodimethylamine	ND	4900	2100	ug/kg	
621-64-7	N-Nitroso-di-n-propylamine	ND	970	530	ug/kg	
85-01-8	Phenanthrene	ND	490	110	ug/kg	
129-00-0	Pyrene	ND	970	660	ug/kg	
110-86-1	Pyridine	ND	1900	210	ug/kg	
120-82-1	1,2,4-Trichlorobenzene	ND	490	330	ug/kg	

ND = Not detected MDL - Method Detection Limit

RL = Reporting Limit

E = Indicates value exceeds calibration range

J = Indicates an estimated value

B = Indicates analyte found in associated method blank

N = Indicates presumptive evidence of a compound



## Report of Analysis

<b>Client Sample ID:</b>	K23-1.4	
<b>Lab Sample ID:</b>	C17096-26	<b>Date Sampled:</b> 07/20/11
<b>Matrix:</b>	SO - Soil	<b>Date Received:</b> 07/21/11
<b>Method:</b>	SW846 8270C SW846 3550B	<b>Percent Solids:</b> n/a <sup>a</sup>
<b>Project:</b>	Romic Soil Investigation(Romic EPA) - 2081 Bay Road, East Palo Alto, CA	

## ABN Full List

CAS No.	Surrogate Recoveries	Run# 1	Run# 2	Limits
367-12-4	2-Fluorophenol	67%		20-100%
4165-62-2	Phenol-d5	68%		20-100%
118-79-6	2,4,6-Tribromophenol	78%		30-100%
4165-60-0	Nitrobenzene-d5	67%		20-100%
321-60-8	2-Fluorobiphenyl	67%		20-106%
1718-51-0	Terphenyl-d14	91%		55-130%

(a) All results reported on wet weight basis.

ND = Not detected      MDL - Method Detection Limit  
 RL = Reporting Limit  
 E = Indicates value exceeds calibration range

J = Indicates an estimated value  
 B = Indicates analyte found in associated method blank  
 N = Indicates presumptive evidence of a compound

## Report of Analysis

Page 1 of 1

<b>Client Sample ID:</b>	K23-1.4	
<b>Lab Sample ID:</b>	C17096-26	<b>Date Sampled:</b> 07/20/11
<b>Matrix:</b>	SO - Soil	<b>Date Received:</b> 07/21/11
<b>Method:</b>	SW846 8015B	<b>Percent Solids:</b> n/a <sup>a</sup>
<b>Project:</b>	Romic Soil Investigation(Romic EPA) - 2081 Bay Road, East Palo Alto, CA	

	File ID	DF	Analyzed	By	Prep Date	Prep Batch	Analytical Batch
Run #1	JK21573.D	1	08/03/11	TT	n/a	n/a	GJK889
Run #2							

	Initial Weight
Run #1	5.24 g
Run #2	

## TPH Volatiles

CAS No.	Compound	Result	RL	MDL	Units	Q
	TPH-GRO (C6-C10)	0.407	0.095	0.048	mg/kg	

CAS No.	Surrogate Recoveries	Run# 1	Run# 2	Limits
98-08-8	aaa-Trifluorotoluene	97%		60-157%

(a) All results reported on wet weight basis.

ND = Not detected      MDL - Method Detection Limit  
 RL = Reporting Limit  
 E = Indicates value exceeds calibration range

J = Indicates an estimated value  
 B = Indicates analyte found in associated method blank  
 N = Indicates presumptive evidence of a compound

## Report of Analysis

Page 1 of 1

<b>Client Sample ID:</b>	K23-1.4	
<b>Lab Sample ID:</b>	C17096-26	<b>Date Sampled:</b> 07/20/11
<b>Matrix:</b>	SO - Soil	<b>Date Received:</b> 07/21/11
<b>Method:</b>	SW846 8081A SW846 3545A	<b>Percent Solids:</b> n/a <sup>a</sup>
<b>Project:</b>	Romic Soil Investigation(Romic EPA) - 2081 Bay Road, East Palo Alto, CA	

Run #	File ID	DF	Analyzed	By	Prep Date	Prep Batch	Analytical Batch
Run #1 <sup>b</sup>	OO23024.D	5	08/01/11	RV	07/25/11	OP4294	G00733
Run #2							

Run #	Initial Weight	Final Volume
Run #1	10.2 g	10.0 ml
Run #2		

## Pesticide PPL List

CAS No.	Compound	Result	RL	MDL	Units	Q
309-00-2	Aldrin	ND	120	49	ug/kg	
319-84-6	alpha-BHC	ND	120	54	ug/kg	
319-85-7	beta-BHC	ND	120	17	ug/kg	
319-86-8	delta-BHC	ND	120	17	ug/kg	
58-89-9	gamma-BHC (Lindane)	ND	120	37	ug/kg	
12789-03-6	Chlordane	ND	490	490	ug/kg	
60-57-1	Dieldrin	ND	120	15	ug/kg	
72-54-8	4,4' -DDD	ND	120	17	ug/kg	
72-55-9	4,4' -DDE	ND	120	15	ug/kg	
50-29-3	4,4' -DDT	ND	120	15	ug/kg	
72-20-8	Endrin	ND	120	15	ug/kg	
7421-93-4	Endrin aldehyde	ND	120	29	ug/kg	
959-98-8	Endosulfan-I	ND	120	17	ug/kg	
33213-65-9	Endosulfan-II	ND	120	17	ug/kg	
1031-07-8	Endosulfan sulfate	ND	120	39	ug/kg	
76-44-8	Heptachlor	ND	120	29	ug/kg	
1024-57-3	Heptachlor epoxide	ND	120	20	ug/kg	
72-43-5	Methoxychlor	ND	120	17	ug/kg	
8001-35-2	Toxaphene	ND	490	490	ug/kg	

CAS No.	Surrogate Recoveries	Run# 1	Run# 2	Limits
877-09-8	Tetrachloro-m-xylene	44%		35-132%
877-09-8	Tetrachloro-m-xylene	49%		35-132%
2051-24-3	Decachlorobiphenyl	82%		35-132%
2051-24-3	Decachlorobiphenyl	88%		35-132%

(a) All results reported on wet weight basis.

(b) Reporting limits raised due to high concentration of PCB (Aroclor 1260) and non-target Hydrocarbons.

ND = Not detected MDL - Method Detection Limit

RL = Reporting Limit

E = Indicates value exceeds calibration range

J = Indicates an estimated value

B = Indicates analyte found in associated method blank

N = Indicates presumptive evidence of a compound

### Report of Analysis

<b>Client Sample ID:</b> K23-1.4		
<b>Lab Sample ID:</b> C17096-26		<b>Date Sampled:</b> 07/20/11
<b>Matrix:</b> SO - Soil		<b>Date Received:</b> 07/21/11
<b>Method:</b> SW846 8082 SW846 3545A		<b>Percent Solids:</b> n/a <sup>a</sup>
<b>Project:</b> Romic Soil Investigation(Romic EPA) - 2081 Bay Road, East Palo Alto, CA		

Run #	File ID	DF	Analyzed	By	Prep Date	Prep Batch	Analytical Batch
Run #1	PP20460.D	1	07/26/11	RV	07/25/11	OP4295	GPP692
Run #2							

Run #	Initial Weight	Final Volume
Run #1	10.2 g	10.0 ml
Run #2		

**PCB List**

CAS No.	Compound	Result	RL	MDL	Units	Q
12674-11-2	Aroclor 1016	ND	98	17	ug/kg	
11104-28-2	Aroclor 1221	ND	98	49	ug/kg	
11141-16-5	Aroclor 1232	ND	98	49	ug/kg	
53469-21-9	Aroclor 1242	ND	98	49	ug/kg	
12672-29-6	Aroclor 1248	ND	98	49	ug/kg	
11097-69-1	Aroclor 1254 <sup>b</sup>	178	98	49	ug/kg	
11096-82-5	Aroclor 1260 <sup>b</sup>	73.2	98	20	ug/kg	J

CAS No.	Surrogate Recoveries	Run# 1	Run# 2	Limits
877-09-8	Tetrachloro-m-xylene	52%		45-108%
877-09-8	Tetrachloro-m-xylene	49%		45-108%
2051-24-3	Decachlorobiphenyl	89%		54-121%
2051-24-3	Decachlorobiphenyl	84%		54-121%

(a) All results reported on wet weight basis.

(b) Estimated value due to the presence of multiple overlapping Aroclor patterns.

ND = Not detected      MDL - Method Detection Limit  
 RL = Reporting Limit  
 E = Indicates value exceeds calibration range

J = Indicates an estimated value  
 B = Indicates analyte found in associated method blank  
 N = Indicates presumptive evidence of a compound

## Report of Analysis

<b>Client Sample ID:</b> K23-1.4		<b>Date Sampled:</b> 07/20/11
<b>Lab Sample ID:</b> C17096-26		<b>Date Received:</b> 07/21/11
<b>Matrix:</b> SO - Soil		<b>Percent Solids:</b> n/a <sup>a</sup>
<b>Method:</b> SW846 8015B M SW846 3545A		
<b>Project:</b> Romic Soil Investigation(Romic EPA) - 2081 Bay Road, East Palo Alto, CA		

Run #	File ID	DF	Analyzed	By	Prep Date	Prep Batch	Analytical Batch
Run #1	HH15586.D	1	07/28/11	JH	07/26/11	OP4309	GHH531
Run #2							

Run #	Initial Weight	Final Volume
Run #1	10.1 g	1.0 ml
Run #2		

### TPH Extractable w/ Silica Gel Cleanup

CAS No.	Compound	Result	RL	MDL	Units	Q
	TPH (C10-C28)	53.1	9.9	5.0	mg/kg	
	TPH (> C28-C40)	152	20	9.9	mg/kg	

CAS No.	Surrogate Recoveries	Run# 1	Run# 2	Limits
630-01-3	Hexacosane	76%		45-140%

(a) All results reported on wet weight basis.

ND = Not detected      MDL - Method Detection Limit  
 RL = Reporting Limit  
 E = Indicates value exceeds calibration range

J = Indicates an estimated value  
 B = Indicates analyte found in associated method blank  
 N = Indicates presumptive evidence of a compound

## Report of Analysis

<b>Client Sample ID:</b> K23-1.4	<b>Date Sampled:</b> 07/20/11
<b>Lab Sample ID:</b> C17096-26	<b>Date Received:</b> 07/21/11
<b>Matrix:</b> SO - Soil	<b>Percent Solids:</b> n/a <sup>a</sup>
<b>Project:</b> Romic Soil Investigation(Romic EPA) - 2081 Bay Road,East Palo Alto,CA	

**Metals Analysis**

Analyte	Result	RL	Units	DF	Prep	Analyzed By	Method	Prep Method
Antimony	< 1.9	1.9	mg/kg	1	07/22/11	07/27/11	DQ SW846 6010B <sup>3</sup>	SW846 3050B <sup>4</sup>
Arsenic	2.6	1.9	mg/kg	1	07/22/11	07/27/11	DQ SW846 6010B <sup>2</sup>	SW846 3050B <sup>4</sup>
Barium	185	19	mg/kg	1	07/22/11	07/27/11	DQ SW846 6010B <sup>2</sup>	SW846 3050B <sup>4</sup>
Beryllium	< 0.94	0.94	mg/kg	1	07/22/11	07/27/11	DQ SW846 6010B <sup>2</sup>	SW846 3050B <sup>4</sup>
Cadmium	2.1	0.94	mg/kg	1	07/22/11	07/27/11	DQ SW846 6010B <sup>2</sup>	SW846 3050B <sup>4</sup>
Chromium	35.3	0.94	mg/kg	1	07/22/11	07/27/11	DQ SW846 6010B <sup>2</sup>	SW846 3050B <sup>4</sup>
Cobalt	7.2	0.94	mg/kg	1	07/22/11	07/27/11	DQ SW846 6010B <sup>2</sup>	SW846 3050B <sup>4</sup>
Copper	23.1	2.4	mg/kg	1	07/22/11	07/27/11	DQ SW846 6010B <sup>2</sup>	SW846 3050B <sup>4</sup>
Lead	6.5	1.9	mg/kg	1	07/22/11	07/27/11	DQ SW846 6010B <sup>2</sup>	SW846 3050B <sup>4</sup>
Mercury	0.042	0.040	mg/kg	1	07/25/11	07/25/11	PH SW846 7471A <sup>1</sup>	SW846 7471A <sup>5</sup>
Molybdenum	< 1.9	1.9	mg/kg	1	07/22/11	07/27/11	DQ SW846 6010B <sup>3</sup>	SW846 3050B <sup>4</sup>
Nickel	33.2	0.94	mg/kg	1	07/22/11	07/27/11	DQ SW846 6010B <sup>2</sup>	SW846 3050B <sup>4</sup>
Selenium	< 1.9	1.9	mg/kg	1	07/22/11	07/27/11	DQ SW846 6010B <sup>2</sup>	SW846 3050B <sup>4</sup>
Silver	< 0.94	0.94	mg/kg	1	07/22/11	07/27/11	DQ SW846 6010B <sup>2</sup>	SW846 3050B <sup>4</sup>
Thallium	< 1.9	1.9	mg/kg	1	07/22/11	07/27/11	DQ SW846 6010B <sup>3</sup>	SW846 3050B <sup>4</sup>
Vanadium	34.0	0.94	mg/kg	1	07/22/11	07/27/11	DQ SW846 6010B <sup>2</sup>	SW846 3050B <sup>4</sup>
Zinc	50.9	1.9	mg/kg	1	07/22/11	07/27/11	DQ SW846 6010B <sup>2</sup>	SW846 3050B <sup>4</sup>

- (1) Instrument QC Batch: MA2004
- (2) Instrument QC Batch: MA2008
- (3) Instrument QC Batch: MA2011
- (4) Prep QC Batch: MP3750
- (5) Prep QC Batch: MP3761

(a) All results reported on wet weight basis.

RL = Reporting Limit

## Report of Analysis

<b>Client Sample ID:</b>	K23-3.9	
<b>Lab Sample ID:</b>	C17096-27	<b>Date Sampled:</b> 07/20/11
<b>Matrix:</b>	SO - Soil	<b>Date Received:</b> 07/21/11
<b>Method:</b>	SW846 8260B	<b>Percent Solids:</b> n/a <sup>a</sup>
<b>Project:</b>	Romic Soil Investigation(Romic EPA) - 2081 Bay Road, East Palo Alto, CA	

Run #1	File ID	DF	Analyzed	By	Prep Date	Prep Batch	Analytical Batch
Run #1	M26167.D	1	08/03/11	TN	n/a	n/a	VM833
Run #2							

Run #1	Initial Weight	Final Volume	Methanol Aliquot
Run #1	6.12 g	5.0 ml	100 ul
Run #2			

## VOA 8260 List

CAS No.	Compound	Result	RL	MDL	Units	Q
67-64-1	Acetone	ND	4100	820	ug/kg	
71-43-2	Benzene	ND	200	61	ug/kg	
108-86-1	Bromobenzene	ND	200	61	ug/kg	
74-97-5	Bromochloromethane	ND	200	61	ug/kg	
75-27-4	Bromodichloromethane	ND	200	41	ug/kg	
75-25-2	Bromoform <sup>b</sup>	ND	200	41	ug/kg	
104-51-8	n-Butylbenzene	ND	200	61	ug/kg	
135-98-8	sec-Butylbenzene	ND	200	61	ug/kg	
98-06-6	tert-Butylbenzene	ND	200	61	ug/kg	
108-90-7	Chlorobenzene	ND	200	61	ug/kg	
75-00-3	Chloroethane	ND	200	61	ug/kg	
67-66-3	Chloroform	ND	200	61	ug/kg	
95-49-8	o-Chlorotoluene	ND	200	61	ug/kg	
106-43-4	p-Chlorotoluene	ND	200	61	ug/kg	
56-23-5	Carbon tetrachloride	ND	200	41	ug/kg	
75-34-3	1,1-Dichloroethane	ND	200	41	ug/kg	
75-35-4	1,1-Dichloroethylene	ND	200	61	ug/kg	
563-58-6	1,1-Dichloropropene	ND	200	61	ug/kg	
96-12-8	1,2-Dibromo-3-chloropropane	ND	200	41	ug/kg	
106-93-4	1,2-Dibromoethane	ND	200	41	ug/kg	
107-06-2	1,2-Dichloroethane	ND	200	61	ug/kg	
78-87-5	1,2-Dichloropropane	ND	200	61	ug/kg	
142-28-9	1,3-Dichloropropane	ND	200	61	ug/kg	
108-20-3	Di-Isopropyl ether	ND	200	61	ug/kg	
594-20-7	2,2-Dichloropropane	ND	200	61	ug/kg	
124-48-1	Dibromochloromethane	ND	200	41	ug/kg	
75-71-8	Dichlorodifluoromethane	ND	200	41	ug/kg	
156-59-2	cis-1,2-Dichloroethylene	ND	200	61	ug/kg	
10061-01-5	cis-1,3-Dichloropropene	ND	200	61	ug/kg	
541-73-1	m-Dichlorobenzene	ND	200	61	ug/kg	
95-50-1	o-Dichlorobenzene	ND	200	61	ug/kg	
106-46-7	p-Dichlorobenzene	ND	200	61	ug/kg	

ND = Not detected MDL - Method Detection Limit

RL = Reporting Limit

E = Indicates value exceeds calibration range

J = Indicates an estimated value

B = Indicates analyte found in associated method blank

N = Indicates presumptive evidence of a compound

## Report of Analysis

<b>Client Sample ID:</b>	K23-3.9	<b>Date Sampled:</b>	07/20/11
<b>Lab Sample ID:</b>	C17096-27	<b>Date Received:</b>	07/21/11
<b>Matrix:</b>	SO - Soil	<b>Percent Solids:</b>	n/a <sup>a</sup>
<b>Method:</b>	SW846 8260B		
<b>Project:</b>	Romic Soil Investigation(Romic EPA) - 2081 Bay Road,East Palo Alto,CA		

## VOA 8260 List

CAS No.	Compound	Result	RL	MDL	Units	Q
156-60-5	trans-1,2-Dichloroethylene	ND	200	61	ug/kg	
10061-02-6	trans-1,3-Dichloropropene	ND	200	61	ug/kg	
100-41-4	Ethylbenzene	ND	200	61	ug/kg	
637-92-3	Ethyl tert-Butyl Ether	ND	200	61	ug/kg	
591-78-6	2-Hexanone	ND	1600	200	ug/kg	
87-68-3	Hexachlorobutadiene	ND	200	41	ug/kg	
98-82-8	Isopropylbenzene	ND	200	61	ug/kg	
99-87-6	p-Isopropyltoluene	ND	200	61	ug/kg	
108-10-1	4-Methyl-2-pentanone	ND	1600	610	ug/kg	
74-83-9	Methyl bromide <sup>b</sup>	ND	200	100	ug/kg	
74-87-3	Methyl chloride	ND	200	61	ug/kg	
74-95-3	Methylene bromide	ND	200	100	ug/kg	
75-09-2	Methylene chloride	ND	1000	650	ug/kg	
78-93-3	Methyl ethyl ketone	ND	1600	490	ug/kg	
1634-04-4	Methyl Tert Butyl Ether	ND	200	41	ug/kg	
91-20-3	Naphthalene	ND	200	61	ug/kg	
103-65-1	n-Propylbenzene	ND	200	61	ug/kg	
100-42-5	Styrene	ND	200	41	ug/kg	
994-05-8	Tert-Amyl Methyl Ether	ND	200	49	ug/kg	
75-65-0	Tert Butyl Alcohol	ND	1600	410	ug/kg	
630-20-6	1,1,1,2-Tetrachloroethane	ND	200	41	ug/kg	
71-55-6	1,1,1-Trichloroethane	ND	200	61	ug/kg	
79-34-5	1,1,2,2-Tetrachloroethane	ND	200	41	ug/kg	
79-00-5	1,1,2-Trichloroethane	ND	200	41	ug/kg	
87-61-6	1,2,3-Trichlorobenzene	ND	200	61	ug/kg	
96-18-4	1,2,3-Trichloropropane	ND	200	61	ug/kg	
120-82-1	1,2,4-Trichlorobenzene	ND	200	61	ug/kg	
95-63-6	1,2,4-Trimethylbenzene	ND	200	61	ug/kg	
108-67-8	1,3,5-Trimethylbenzene	ND	200	61	ug/kg	
127-18-4	Tetrachloroethylene	ND	200	140	ug/kg	
108-88-3	Toluene	ND	200	61	ug/kg	
79-01-6	Trichloroethylene	ND	200	41	ug/kg	
75-69-4	Trichlorofluoromethane	ND	200	49	ug/kg	
75-01-4	Vinyl chloride	ND	200	100	ug/kg	
1330-20-7	Xylene (total)	ND	410	160	ug/kg	

CAS No.	Surrogate Recoveries	Run# 1	Run# 2	Limits
1868-53-7	Dibromofluoromethane	83%		60-130%
2037-26-5	Toluene-D8	105%		60-130%

ND = Not detected MDL - Method Detection Limit

RL = Reporting Limit

E = Indicates value exceeds calibration range

J = Indicates an estimated value

B = Indicates analyte found in associated method blank

N = Indicates presumptive evidence of a compound



## Report of Analysis

<b>Client Sample ID:</b>	K23-3.9	<b>Date Sampled:</b>	07/20/11
<b>Lab Sample ID:</b>	C17096-27	<b>Date Received:</b>	07/21/11
<b>Matrix:</b>	SO - Soil	<b>Percent Solids:</b>	n/a <sup>a</sup>
<b>Method:</b>	SW846 8260B	<b>Project:</b> Romic Soil Investigation(Romic EPA) - 2081 Bay Road, East Palo Alto, CA	

**VOA 8260 List**

CAS No.	Surrogate Recoveries	Run# 1	Run# 2	Limits
460-00-4	4-Bromofluorobenzene	100%		60-130%

- (a) All results reported on wet weight basis.
- (b) CCV outside of control limits (biased high); not detected in sample.

---

ND = Not detected	MDL - Method Detection Limit	J = Indicates an estimated value
RL = Reporting Limit		B = Indicates analyte found in associated method blank
E = Indicates value exceeds calibration range		N = Indicates presumptive evidence of a compound

## Report of Analysis

Page 1 of 3

<b>Client Sample ID:</b>	K23-6.9	<b>Date Sampled:</b>	07/20/11
<b>Lab Sample ID:</b>	C17096-28	<b>Date Received:</b>	07/21/11
<b>Matrix:</b>	SO - Soil	<b>Percent Solids:</b>	n/a <sup>a</sup>
<b>Method:</b>	SW846 8260B	<b>Project:</b> Romic Soil Investigation(Romic EPA) - 2081 Bay Road, East Palo Alto, CA	

Run #1	File ID	DF	Analyzed	By	Prep Date	Prep Batch	Analytical Batch
Run #1	M26192.D	1	08/03/11	TN	n/a	n/a	VM834
Run #2							

Run #1	Initial Weight	Final Volume	Methanol Aliquot
Run #1	6.69 g	5.0 ml	100 ul
Run #2			

## VOA 8260 List

CAS No.	Compound	Result	RL	MDL	Units	Q
67-64-1	Acetone	ND	3700	750	ug/kg	
71-43-2	Benzene	ND	190	56	ug/kg	
108-86-1	Bromobenzene	ND	190	56	ug/kg	
74-97-5	Bromochloromethane	ND	190	56	ug/kg	
75-27-4	Bromodichloromethane	ND	190	37	ug/kg	
75-25-2	Bromoform	ND	190	37	ug/kg	
104-51-8	n-Butylbenzene	73.9	190	56	ug/kg	J
135-98-8	sec-Butylbenzene	ND	190	56	ug/kg	
98-06-6	tert-Butylbenzene	ND	190	56	ug/kg	
108-90-7	Chlorobenzene	ND	190	56	ug/kg	
75-00-3	Chloroethane	ND	190	56	ug/kg	
67-66-3	Chloroform	ND	190	56	ug/kg	
95-49-8	o-Chlorotoluene	ND	190	56	ug/kg	
106-43-4	p-Chlorotoluene	ND	190	56	ug/kg	
56-23-5	Carbon tetrachloride	ND	190	37	ug/kg	
75-34-3	1,1-Dichloroethane	ND	190	37	ug/kg	
75-35-4	1,1-Dichloroethylene	ND	190	56	ug/kg	
563-58-6	1,1-Dichloropropene	ND	190	56	ug/kg	
96-12-8	1,2-Dibromo-3-chloropropane	ND	190	37	ug/kg	
106-93-4	1,2-Dibromoethane	ND	190	37	ug/kg	
107-06-2	1,2-Dichloroethane	ND	190	56	ug/kg	
78-87-5	1,2-Dichloropropane	ND	190	56	ug/kg	
142-28-9	1,3-Dichloropropane	ND	190	56	ug/kg	
108-20-3	Di-Isopropyl ether	ND	190	56	ug/kg	
594-20-7	2,2-Dichloropropane	ND	190	56	ug/kg	
124-48-1	Dibromochloromethane	ND	190	37	ug/kg	
75-71-8	Dichlorodifluoromethane	ND	190	37	ug/kg	
156-59-2	cis-1,2-Dichloroethylene	ND	190	56	ug/kg	
10061-01-5	cis-1,3-Dichloropropene	ND	190	56	ug/kg	
541-73-1	m-Dichlorobenzene	ND	190	56	ug/kg	
95-50-1	o-Dichlorobenzene	ND	190	56	ug/kg	
106-46-7	p-Dichlorobenzene	ND	190	56	ug/kg	

ND = Not detected MDL - Method Detection Limit

RL = Reporting Limit

E = Indicates value exceeds calibration range

J = Indicates an estimated value

B = Indicates analyte found in associated method blank

N = Indicates presumptive evidence of a compound

## Report of Analysis

<b>Client Sample ID:</b>	K23-6.9		
<b>Lab Sample ID:</b>	C17096-28	<b>Date Sampled:</b>	07/20/11
<b>Matrix:</b>	SO - Soil	<b>Date Received:</b>	07/21/11
<b>Method:</b>	SW846 8260B	<b>Percent Solids:</b>	n/a <sup>a</sup>
<b>Project:</b>	Romic Soil Investigation(Romic EPA) - 2081 Bay Road,East Palo Alto,CA		

## VOA 8260 List

CAS No.	Compound	Result	RL	MDL	Units	Q
156-60-5	trans-1,2-Dichloroethylene	ND	190	56	ug/kg	
10061-02-6	trans-1,3-Dichloropropene	ND	190	56	ug/kg	
100-41-4	Ethylbenzene	247	190	56	ug/kg	
637-92-3	Ethyl tert-Butyl Ether	ND	190	56	ug/kg	
591-78-6	2-Hexanone	ND	1500	190	ug/kg	
87-68-3	Hexachlorobutadiene	ND	190	37	ug/kg	
98-82-8	Isopropylbenzene	ND	190	56	ug/kg	
99-87-6	p-Isopropyltoluene	65.0	190	56	ug/kg	J
108-10-1	4-Methyl-2-pentanone	ND	1500	560	ug/kg	
74-83-9	Methyl bromide <sup>b</sup>	ND	190	93	ug/kg	
74-87-3	Methyl chloride	ND	190	56	ug/kg	
74-95-3	Methylene bromide	ND	190	93	ug/kg	
75-09-2	Methylene chloride	ND	930	600	ug/kg	
78-93-3	Methyl ethyl ketone	ND	1500	450	ug/kg	
1634-04-4	Methyl Tert Butyl Ether	ND	190	37	ug/kg	
91-20-3	Naphthalene	205	190	56	ug/kg	
103-65-1	n-Propylbenzene	ND	190	56	ug/kg	
100-42-5	Styrene	ND	190	37	ug/kg	
994-05-8	Tert-Amyl Methyl Ether	ND	190	45	ug/kg	
75-65-0	Tert Butyl Alcohol	ND	1500	370	ug/kg	
630-20-6	1,1,1,2-Tetrachloroethane	ND	190	37	ug/kg	
71-55-6	1,1,1-Trichloroethane	ND	190	56	ug/kg	
79-34-5	1,1,2,2-Tetrachloroethane	ND	190	37	ug/kg	
79-00-5	1,1,2-Trichloroethane	ND	190	37	ug/kg	
87-61-6	1,2,3-Trichlorobenzene	ND	190	56	ug/kg	
96-18-4	1,2,3-Trichloropropane	ND	190	56	ug/kg	
120-82-1	1,2,4-Trichlorobenzene	ND	190	56	ug/kg	
95-63-6	1,2,4-Trimethylbenzene	785	190	56	ug/kg	
108-67-8	1,3,5-Trimethylbenzene	302	190	56	ug/kg	
127-18-4	Tetrachloroethylene	ND	190	130	ug/kg	
108-88-3	Toluene	210	190	56	ug/kg	
79-01-6	Trichloroethylene	ND	190	37	ug/kg	
75-69-4	Trichlorofluoromethane	ND	190	45	ug/kg	
75-01-4	Vinyl chloride	ND	190	93	ug/kg	
1330-20-7	Xylene (total)	1930	370	150	ug/kg	

CAS No.	Surrogate Recoveries	Run# 1	Run# 2	Limits
1868-53-7	Dibromofluoromethane	87%		60-130%
2037-26-5	Toluene-D8	104%		60-130%

ND = Not detected MDL - Method Detection Limit

RL = Reporting Limit

E = Indicates value exceeds calibration range

J = Indicates an estimated value

B = Indicates analyte found in associated method blank

N = Indicates presumptive evidence of a compound

## Report of Analysis

<b>Client Sample ID:</b>	K23-6.9		
<b>Lab Sample ID:</b>	C17096-28	<b>Date Sampled:</b>	07/20/11
<b>Matrix:</b>	SO - Soil	<b>Date Received:</b>	07/21/11
<b>Method:</b>	SW846 8260B	<b>Percent Solids:</b>	n/a <sup>a</sup>
<b>Project:</b>	Romic Soil Investigation(Romic EPA) - 2081 Bay Road,East Palo Alto,CA		

### VOA 8260 List

CAS No.	Surrogate Recoveries	Run# 1	Run# 2	Limits
460-00-4	4-Bromofluorobenzene	102%		60-130%

- (a) All results reported on wet weight basis.
- (b) CCV outside of control limits (biased high); not detected in sample.

ND = Not detected      MDL - Method Detection Limit  
 RL = Reporting Limit  
 E = Indicates value exceeds calibration range

J = Indicates an estimated value  
 B = Indicates analyte found in associated method blank  
 N = Indicates presumptive evidence of a compound

## Misc. Forms

---

### Custody Documents and Other Forms

---

Includes the following where applicable:

- Chain of Custody

TRISECAD3779

FED-EX Tracking #	Bottle Order Control #
Accutest Quote #	Accutest NC Job #: C <b>C17096</b>

Client / Reporting Information	Project Information	Requested Analysis	Matrix Codes
Company Name: <b>IPS</b>	Project Name: <b>ROMIC EPA</b>		WW- Wastewater GW- Ground Water SW- Surface Water SD- Soil OI- Oil WP- Wipe LIQ- Non-aqueous Liquid AIR DW- Drinking Water (Perchlorate Only)
Address: <b>1438 Webster St</b>	Street: <b>2081 Bay Rd</b>		
City: <b>Oakland CA</b>	City: <b>East Palo Alto CA</b>		
Project Contact: <b>Chris Alger</b>	Project #: <b>07-555C</b>		
Phone #: <b>510-834-4747 x 21</b>	EMAIL: <b>c.alger@trisenv.com</b>		
Sampler's Name: <b>SM</b>	Client Purchase Order #		

Accutest Sample ID	Sample ID / Field Point / Point of Collection	Date	Time	Sampled by	Matrix	# of bottles	Number of preserved Bottles															
							✓	✓	✓	✓	✓	✓	✓	✓	✓	✓	✓	✓	✓	✓	✓	✓
-1	N18-3.3	08/21/11	0815	SM	SU	3																
-2	N18-6.3	08/20				3																
-3	N19-0.5		0845			3																
-4	N19-3.0		0855			3																
-5	N19-6.0		0900			3																
-6	M19-0.5		0915			4																
-7	M19-3.0		0920			3																
-8	M19-6.0		0925			3																
-9	N20-0.5		0945			3																
-10	N20-3.0		0950			3																

Turnaround Time (Business days)	Approved By/ Date:	Data Deliverable Information	Comments / Remarks
<input type="checkbox"/> Standard TAT 15 Business Days <input type="checkbox"/> 10 Day (Workload dependent) <input checked="" type="checkbox"/> 5 Day (Workload dependent) <input type="checkbox"/> 3 Day (125% markup) <input type="checkbox"/> 2 Day (150% markup) <input type="checkbox"/> 1 Day (200% markup) <input type="checkbox"/> Same Day (300% markup)		<input type="checkbox"/> Commercial "A" - Results only <input checked="" type="checkbox"/> Commercial "B" - Results with OC summaries <input type="checkbox"/> Commercial "B+" - Results, OC, and chromatograms <input type="checkbox"/> FULT1 - Level 4 data package <input type="checkbox"/> EDF for Geotracker <input checked="" type="checkbox"/> EDD Format Provide EDF Global ID Provide EDF Logcode:	<b>Silica gel cleanup</b> <b>⊗ Run sample for dup analyses</b> <b>as N19-3.0-D (VOCs)</b> <b>5035 HTS (1-medH/2-BIHD) * (AB)</b> <b>Acetate liners (36)</b>

Emergency T/A data available VIA Lablink

Sample Custody must be documented below each time samples change possession, including courier delivery.

Relinquished By: <i>[Signature]</i>	Date Time: <i>07/21/11 0816</i>	Received By: <i>[Signature]</i>	Date Time: <i>09:58</i>	Received By: <i>[Signature]</i>
Relinquished By:	Date Time:	Received By:	Date Time:	Received By:
Relinquished By:	Date Time:	Received By:	Date Time:	Received By:
Relinquished By:	Date Time:	Received By:	Date Time:	Received By:
Relinquished By:	Date Time:	Received By:	Date Time:	Received By:

Appropriate Bottle / Pres. <input checked="" type="checkbox"/> N	Headspace Y/N <i>NTA</i>	On Ice <input checked="" type="checkbox"/> N	Cooler Temp. <i>5.8°C</i>
Labels match Coc? <input checked="" type="checkbox"/> N	Separate Receiving Check List used <input checked="" type="checkbox"/> N		

C17096: Chain of Custody  
Page 1 of 4

FED-EX Tracking #		Bottle Order Control #	
Accutest Quote #		Accutest NC Job #: C17096	
Client / Reporting Information		Project Information	
Company Name: Iris		Project Name: Romiz	
Address		Street	
City State Zip		City State	
Project Contact: See pg 1		Project #	
Phone #		EMAIL:	
Sampler's Name		Client Purchase Order #	
Accutest Sample ID		Collection	
Sample ID / Field Point / Point of Collection		Date Time Sampled by Matrix # of bottles	
L11 N20-6.0		7/20 1000 Sm S 3	
-12 N21-1.0 (MS/MSD)		1030 1 1 4	
-13 N21-3.5		1035 1 1 3	
-14 N21-6.5		1045 1 1 3	
-15 L20-0.7		1055 1 1 4	
-16 L20-3.2		1100 1 1 3	
-17 L20-6.2		1105 1 1 3	
-18 L23-0.5		1125 1 1 4	
-19 L23-3.0		1130 1 1 3	
-20 L23-6.0		1135 1 1 3	
Turnaround Time ( Business days)		Data Deliverable Information	
<input type="checkbox"/> Standard TAT 15 Business Days <input type="checkbox"/> 10 Day (Workload dependent) <input checked="" type="checkbox"/> 5 Day (Workload dependent) <input type="checkbox"/> 3 Day (125% markup) <input type="checkbox"/> 2 Day (150% markup) <input type="checkbox"/> 1 Day (200% markup) <input type="checkbox"/> Same Day (300% markup)		<input type="checkbox"/> Commercial "A" - Results only <input checked="" type="checkbox"/> Commercial "B" - Results with QC summaries <input type="checkbox"/> Commercial "B+" - Results, QC, and chromatograms <input type="checkbox"/> FULL1 - Level 4 data package <input type="checkbox"/> EDF for Geotracker <input checked="" type="checkbox"/> EDD Format Provide EDF Global ID: _____ Provide EDF Logcode: _____	
Emergency T/A data available VIA Lablink		Comments / Remarks	
Sample Custody must be documented below each time samples change possession, including courier delivery.		Silica gel cleanup	
Relinquished by Sampler:	Date Time:	Received By:	Date Time:
1 [Signature]	07/21/11 0911	1 [Signature]	09:58 07-21-11
Relinquished by:	Date Time:	Received By:	Date Time:
3		4	
Relinquished by:	Date Time:	Received By:	Date Time:
5		5	

Requested Analysis	Matrix Codes
VOCs 8260	WW- Wastewater
Can 17 Metals (411/1700)	GW- Ground Water
Pb, Cd, Cr 6020	SW- Surface Water
TPT- g/d, m 8015	SO- Soil
S/VOCs 8270	OI-OI
Pesticides 8061A	WP-Wipe
PCBs 8082	LIO - Non-aqueous Liquid
	AIR
	DW- Drinking Water (Perchlorate Only)
	LAB USE ONLY

31  
3

306 3

FED-EX Tracking #		Bottle Order Control #	
Accutest Quote #		Accutest NC Job #: C <b>C17096</b>	
Client / Reporting Information		Project Information	
Company Name: <b>Tris</b>		Project Name: <b>Romic</b>	
Address		Street	
City State Zip		City State	
Project Contact: <b>See page 1</b>		Project #	
Phone #		EMAIL:	
Samplers Name		Client Purchase Order #	
Requested Analysis		Matrix Codes	
<b>VOCs 8260</b> <b>Com 17 Metals (6017100)</b> <b>Pb, Cd, Cr (6010)</b> <b>TPH - 2, 4, 6, 15</b> <b>SVOCs (8270)</b> <b>Pesticides 8081A</b> <b>PCBs 8082</b>		WW- Wastewater GW- Ground Water SW- Surface Water SO- Soil OI- Oil WP- Wipe LIQ - Non-aqueous Liquid AIR DW- Drinking Water (Perchlorate Only)	
Accutest Sample ID		LAB USE ONLY	
Sample ID / Field Point / Point of Collection		Date	
Time		Sampled by	
Matrix		# of bottles	
		<input type="checkbox"/> HCl <input type="checkbox"/> NaOH <input type="checkbox"/> HNO3 <input type="checkbox"/> H2SO4 <input type="checkbox"/> H3PO4 <input type="checkbox"/> HClO4 <input type="checkbox"/> HF <input type="checkbox"/> H2O2 <input type="checkbox"/> H2S <input type="checkbox"/> H2SO5 <input type="checkbox"/> H2O <input type="checkbox"/> H2O2 <input type="checkbox"/> H2O	
-21 M22-0.5		7/29/11 1215 SM 80 4	
-22 M22-3.0		1220 3	
-23 M22-6.0		1225 3	
-24 M24-3.0		1400 3	
-25 M24-6.0		1405 3	
-26 K23-1.4 (MS/MSD)		1435 4	
-27 K23-3.9		1440 3	
-28 K23-6.9		1445 3	
Turnaround Time ( Business days)		Data Deliverable Information	
<input type="checkbox"/> Standard TAT 15 Business Days <input type="checkbox"/> 10 Day (Workload dependent) <input checked="" type="checkbox"/> 5 Day (Workload dependent) <input type="checkbox"/> 3 Day (125% markup) <input type="checkbox"/> 2 Day (150% markup) <input type="checkbox"/> 1 Day (200% markup) <input type="checkbox"/> Same Day (300% markup)		<input type="checkbox"/> Commercial "A" - Results only <input checked="" type="checkbox"/> Commercial "B" - Results with QC summaries <input type="checkbox"/> Commercial "B+" - Results, QC, and chromatograms <input type="checkbox"/> FULLT - Level 4 data package <input type="checkbox"/> EDF for Geotracker <input checked="" type="checkbox"/> EDF Format Provide EDF Global ID _____ Provide EDF Logcode: _____	
Emergency T/A data available VIA Lablink		Comments / Remarks	
		Silica gel clean up	
Sample Custody must be documented below each time samples change possession, including courier delivery.			
Relinquished By Sampler:	Date Time:	Received By:	Date Time:
1 <b>Amsho</b>	07/21/11 0916	1 <b>[Signature]</b>	09:58
Relinquished by:	Date Time:	Received By:	Date Time:
2 <b>[Signature]</b>		2 <b>[Signature]</b>	07-21-11
3		3	
Relinquished by:	Date Time:	Received By:	Date Time:
4		4	
5		5	
Custody Seal #		Appropriate Bottle / Pres. Y / N	
		Headspace Y / N	
		On Ice Y / N	
		Cooler Temp. _____ °C	
Labels match Coc? Y / N		Separate Receiving Check List used: Y / N	

 31  
3

**C17096: Chain of Custody**

Page 3 of 4



Review Chain of Custody

Chain of Custody is to be complete and legible.

- Are these regulatory (NPDES) samples? GWA- Yes/No
Is pH requested? Yes/No
Was Client informed that hold time is 15 min? Yes/No
Was ortho-Phosphate filtered with in 15 min? Yes/No
Are sample within hold time? Yes/No
Are sample in danger of exceeding hold-time? Yes/No
Existing Client? Yes/No
Special requirements? Yes/No
Sample IDs / date & time of collection provided? Yes/No
Is Matrix listed and correct? Yes/No
Analyses listed, we do, or client has authorized a subcontractor? Yes/No
Chain is signed and dated by both client and sample custodian? Yes/No
IAT requested available? Yes/No

Review Coolers:

- Were all Coolers temperatures measured at <=6°C? Yes/No
If cooler is outside the <=6°C; note down the affected bottles in that cooler on the left
Are samples on Ice? Yes/No
Note that ANC does NOT accept evidentiary samples. (We do not lock refrigerators)

Shipment Received Method AC

- Custody Seals: Present: Yes/No
If Yes; Unbroken: Yes/No

Review of Sample Bottles: If you answer no, explain to the side

- Chain matches bottle labels? Yes/No
Sample bottle intact? Yes/No
Is there enough sample volume in proper bottle for requested analyses? Yes/No
Proper Preservatives? Yes/No
Check pH on preserved samples except 1664, 625, 8270 and VOAs; make notes on left.
Headspace-VOAs? Greater than 6mm in diameter List sample ID and affected container Yes/No

Table with 3 columns: Client Sample ID, pH Check, Other Comments/Issues. Row 1: -4, no sample for DUP. Row 2: -12, no volume for MS/MSD for VOAs. Row 3: -26, with arrows pointing to MS/MSD and VOAs.

Non-Compliance issues and discrepancies on the COC are forwarded to Project Management

\\Accunca.accutest.com\depts\qa\sops\sop\_completelist\_2010\current\_active\_sop\_oct\_2010\sc001f1\_0\_form1\_samplecontrol\_samplerereceivingchecklist\_2009-01-01.doc



## GC/MS Volatiles

---

### QC Data Summaries

---

Includes the following where applicable:

- Method Blank Summaries
- Blank Spike Summaries
- Matrix Spike and Duplicate Summaries

## Method Blank Summary

**Job Number:** C17096  
**Account:** IRISECAO Iris Environmental  
**Project:** Romic Soil Investigation(Romic EPA) - 2081 Bay Road,East Palo Alto,CA

Sample	File ID	DF	Analyzed	By	Prep Date	Prep Batch	Analytical Batch
VM832-MB	M26098.D	1	08/01/11	TN	n/a	n/a	VM832

The QC reported here applies to the following samples:

Method: SW846 8260B

C17096-2, C17096-8, C17096-10, C17096-11, C17096-13, C17096-14, C17096-17, C17096-18

CAS No.	Compound	Result	RL	MDL	Units	Q
67-64-1	Acetone	ND	100	20	ug/kg	
71-43-2	Benzene	ND	5.0	1.5	ug/kg	
108-86-1	Bromobenzene	ND	5.0	1.5	ug/kg	
74-97-5	Bromochloromethane	ND	5.0	1.5	ug/kg	
75-27-4	Bromodichloromethane	ND	5.0	1.0	ug/kg	
75-25-2	Bromoform	ND	5.0	1.0	ug/kg	
104-51-8	n-Butylbenzene	ND	5.0	1.5	ug/kg	
135-98-8	sec-Butylbenzene	ND	5.0	1.5	ug/kg	
98-06-6	tert-Butylbenzene	ND	5.0	1.5	ug/kg	
108-90-7	Chlorobenzene	ND	5.0	1.5	ug/kg	
75-00-3	Chloroethane	ND	5.0	1.5	ug/kg	
67-66-3	Chloroform	ND	5.0	1.5	ug/kg	
95-49-8	o-Chlorotoluene	ND	5.0	1.5	ug/kg	
106-43-4	p-Chlorotoluene	ND	5.0	1.5	ug/kg	
56-23-5	Carbon tetrachloride	ND	5.0	1.0	ug/kg	
75-34-3	1,1-Dichloroethane	ND	5.0	1.0	ug/kg	
75-35-4	1,1-Dichloroethylene	ND	5.0	1.5	ug/kg	
563-58-6	1,1-Dichloropropene	ND	5.0	1.5	ug/kg	
96-12-8	1,2-Dibromo-3-chloropropane	ND	5.0	1.0	ug/kg	
106-93-4	1,2-Dibromoethane	ND	5.0	1.0	ug/kg	
107-06-2	1,2-Dichloroethane	ND	5.0	1.5	ug/kg	
78-87-5	1,2-Dichloropropane	ND	5.0	1.5	ug/kg	
142-28-9	1,3-Dichloropropane	ND	5.0	1.5	ug/kg	
108-20-3	Di-Isopropyl ether	ND	5.0	1.5	ug/kg	
594-20-7	2,2-Dichloropropane	ND	5.0	1.5	ug/kg	
124-48-1	Dibromochloromethane	ND	5.0	1.0	ug/kg	
75-71-8	Dichlorodifluoromethane	ND	5.0	1.0	ug/kg	
156-59-2	cis-1,2-Dichloroethylene	ND	5.0	1.5	ug/kg	
10061-01-5	cis-1,3-Dichloropropene	ND	5.0	1.5	ug/kg	
541-73-1	m-Dichlorobenzene	ND	5.0	1.5	ug/kg	
95-50-1	o-Dichlorobenzene	ND	5.0	1.5	ug/kg	
106-46-7	p-Dichlorobenzene	ND	5.0	1.5	ug/kg	
156-60-5	trans-1,2-Dichloroethylene	ND	5.0	1.5	ug/kg	
10061-02-6	trans-1,3-Dichloropropene	ND	5.0	1.5	ug/kg	
100-41-4	Ethylbenzene	ND	5.0	1.5	ug/kg	
637-92-3	Ethyl tert-Butyl Ether	ND	5.0	1.5	ug/kg	

## Method Blank Summary

**Job Number:** C17096  
**Account:** IRISECAO Iris Environmental  
**Project:** Romic Soil Investigation(Romic EPA) - 2081 Bay Road,East Palo Alto,CA

Sample	File ID	DF	Analyzed	By	Prep Date	Prep Batch	Analytical Batch
VM832-MB	M26098.D	1	08/01/11	TN	n/a	n/a	VM832

**The QC reported here applies to the following samples:** **Method:** SW846 8260B

C17096-2, C17096-8, C17096-10, C17096-11, C17096-13, C17096-14, C17096-17, C17096-18

CAS No.	Compound	Result	RL	MDL	Units	Q
591-78-6	2-Hexanone	ND	40	5.0	ug/kg	
87-68-3	Hexachlorobutadiene	ND	5.0	1.0	ug/kg	
98-82-8	Isopropylbenzene	ND	5.0	1.5	ug/kg	
99-87-6	p-Isopropyltoluene	ND	5.0	1.5	ug/kg	
108-10-1	4-Methyl-2-pentanone	ND	40	15	ug/kg	
74-83-9	Methyl bromide <sup>a</sup>	ND	5.0	2.5	ug/kg	
74-87-3	Methyl chloride	ND	5.0	1.5	ug/kg	
74-95-3	Methylene bromide	ND	5.0	2.5	ug/kg	
75-09-2	Methylene chloride	ND	25	16	ug/kg	
78-93-3	Methyl ethyl ketone	ND	40	12	ug/kg	
1634-04-4	Methyl Tert Butyl Ether	ND	5.0	1.0	ug/kg	
91-20-3	Naphthalene	ND	5.0	1.5	ug/kg	
103-65-1	n-Propylbenzene	ND	5.0	1.5	ug/kg	
100-42-5	Styrene	ND	5.0	1.0	ug/kg	
994-05-8	Tert-Amyl Methyl Ether	ND	5.0	1.2	ug/kg	
75-65-0	Tert Butyl Alcohol	ND	40	10	ug/kg	
630-20-6	1,1,1,2-Tetrachloroethane	ND	5.0	1.0	ug/kg	
71-55-6	1,1,1-Trichloroethane	ND	5.0	1.5	ug/kg	
79-34-5	1,1,2,2-Tetrachloroethane	ND	5.0	1.0	ug/kg	
79-00-5	1,1,2-Trichloroethane	ND	5.0	1.0	ug/kg	
87-61-6	1,2,3-Trichlorobenzene	ND	5.0	1.5	ug/kg	
96-18-4	1,2,3-Trichloropropane	ND	5.0	1.5	ug/kg	
120-82-1	1,2,4-Trichlorobenzene	ND	5.0	1.5	ug/kg	
95-63-6	1,2,4-Trimethylbenzene	ND	5.0	1.5	ug/kg	
108-67-8	1,3,5-Trimethylbenzene	ND	5.0	1.5	ug/kg	
127-18-4	Tetrachloroethylene	ND	5.0	3.5	ug/kg	
108-88-3	Toluene	ND	5.0	1.5	ug/kg	
79-01-6	Trichloroethylene	ND	5.0	1.0	ug/kg	
75-69-4	Trichlorofluoromethane <sup>a</sup>	ND	5.0	1.2	ug/kg	
75-01-4	Vinyl chloride	ND	5.0	2.5	ug/kg	
1330-20-7	Xylene (total)	ND	10	4.0	ug/kg	

CAS No.	Surrogate Recoveries	Limits
1868-53-7	Dibromofluoromethane	87% 60-130%

## Method Blank Summary

**Job Number:** C17096  
**Account:** IRISECAO Iris Environmental  
**Project:** Romic Soil Investigation(Romic EPA) - 2081 Bay Road,East Palo Alto,CA

Sample	File ID	DF	Analyzed	By	Prep Date	Prep Batch	Analytical Batch
VM832-MB	M26098.D	1	08/01/11	TN	n/a	n/a	VM832

The QC reported here applies to the following samples:

Method: SW846 8260B

C17096-2, C17096-8, C17096-10, C17096-11, C17096-13, C17096-14, C17096-17, C17096-18

CAS No.	Surrogate Recoveries	Limits
2037-26-5	Toluene-D8	89% 60-130%
460-00-4	4-Bromofluorobenzene	102% 60-130%

(a) CCV outside of control limits (biased high); not detected in sample.

## Method Blank Summary

**Job Number:** C17096  
**Account:** IRISECAO Iris Environmental  
**Project:** Romic Soil Investigation(Romic EPA) - 2081 Bay Road,East Palo Alto,CA

Sample	File ID	DF	Analyzed	By	Prep Date	Prep Batch	Analytical Batch
VM833-MB	M26148.D	1	08/02/11	TN	n/a	n/a	VM833

The QC reported here applies to the following samples:

Method: SW846 8260B

C17096-1, C17096-2, C17096-3, C17096-4, C17096-5, C17096-6, C17096-7, C17096-9, C17096-12, C17096-15, C17096-16, C17096-19, C17096-21, C17096-22, C17096-23, C17096-24, C17096-25, C17096-26, C17096-27

CAS No.	Compound	Result	RL	MDL	Units	Q
67-64-1	Acetone	ND	100	20	ug/kg	
71-43-2	Benzene	ND	5.0	1.5	ug/kg	
108-86-1	Bromobenzene	ND	5.0	1.5	ug/kg	
74-97-5	Bromochloromethane	ND	5.0	1.5	ug/kg	
75-27-4	Bromodichloromethane	ND	5.0	1.0	ug/kg	
75-25-2	Bromoform	ND	5.0	1.0	ug/kg	
104-51-8	n-Butylbenzene	ND	5.0	1.5	ug/kg	
135-98-8	sec-Butylbenzene	ND	5.0	1.5	ug/kg	
98-06-6	tert-Butylbenzene	ND	5.0	1.5	ug/kg	
108-90-7	Chlorobenzene	ND	5.0	1.5	ug/kg	
75-00-3	Chloroethane	ND	5.0	1.5	ug/kg	
67-66-3	Chloroform	ND	5.0	1.5	ug/kg	
95-49-8	o-Chlorotoluene	ND	5.0	1.5	ug/kg	
106-43-4	p-Chlorotoluene	ND	5.0	1.5	ug/kg	
56-23-5	Carbon tetrachloride	ND	5.0	1.0	ug/kg	
75-34-3	1,1-Dichloroethane	ND	5.0	1.0	ug/kg	
75-35-4	1,1-Dichloroethylene	ND	5.0	1.5	ug/kg	
563-58-6	1,1-Dichloropropene	ND	5.0	1.5	ug/kg	
96-12-8	1,2-Dibromo-3-chloropropane	ND	5.0	1.0	ug/kg	
106-93-4	1,2-Dibromoethane	ND	5.0	1.0	ug/kg	
107-06-2	1,2-Dichloroethane	ND	5.0	1.5	ug/kg	
78-87-5	1,2-Dichloropropane	ND	5.0	1.5	ug/kg	
142-28-9	1,3-Dichloropropane	ND	5.0	1.5	ug/kg	
108-20-3	Di-Isopropyl ether	ND	5.0	1.5	ug/kg	
594-20-7	2,2-Dichloropropane	ND	5.0	1.5	ug/kg	
124-48-1	Dibromochloromethane	ND	5.0	1.0	ug/kg	
75-71-8	Dichlorodifluoromethane	ND	5.0	1.0	ug/kg	
156-59-2	cis-1,2-Dichloroethylene	ND	5.0	1.5	ug/kg	
10061-01-5	cis-1,3-Dichloropropene	ND	5.0	1.5	ug/kg	
541-73-1	m-Dichlorobenzene	ND	5.0	1.5	ug/kg	
95-50-1	o-Dichlorobenzene	ND	5.0	1.5	ug/kg	
106-46-7	p-Dichlorobenzene	ND	5.0	1.5	ug/kg	
156-60-5	trans-1,2-Dichloroethylene	ND	5.0	1.5	ug/kg	
10061-02-6	trans-1,3-Dichloropropene	ND	5.0	1.5	ug/kg	
100-41-4	Ethylbenzene	ND	5.0	1.5	ug/kg	
637-92-3	Ethyl tert-Butyl Ether	ND	5.0	1.5	ug/kg	

## Method Blank Summary

**Job Number:** C17096  
**Account:** IRISECAO Iris Environmental  
**Project:** Romic Soil Investigation(Romic EPA) - 2081 Bay Road,East Palo Alto,CA

Sample	File ID	DF	Analyzed	By	Prep Date	Prep Batch	Analytical Batch
VM833-MB	M26148.D	1	08/02/11	TN	n/a	n/a	VM833

**The QC reported here applies to the following samples:** **Method:** SW846 8260B

C17096-1, C17096-2, C17096-3, C17096-4, C17096-5, C17096-6, C17096-7, C17096-9, C17096-12, C17096-15, C17096-16, C17096-19, C17096-21, C17096-22, C17096-23, C17096-24, C17096-25, C17096-26, C17096-27

CAS No.	Compound	Result	RL	MDL	Units	Q
591-78-6	2-Hexanone	ND	40	5.0	ug/kg	
87-68-3	Hexachlorobutadiene	ND	5.0	1.0	ug/kg	
98-82-8	Isopropylbenzene	ND	5.0	1.5	ug/kg	
99-87-6	p-Isopropyltoluene	ND	5.0	1.5	ug/kg	
108-10-1	4-Methyl-2-pentanone	ND	40	15	ug/kg	
74-83-9	Methyl bromide	ND	5.0	2.5	ug/kg	
74-87-3	Methyl chloride	ND	5.0	1.5	ug/kg	
74-95-3	Methylene bromide	ND	5.0	2.5	ug/kg	
75-09-2	Methylene chloride	ND	25	16	ug/kg	
78-93-3	Methyl ethyl ketone	ND	40	12	ug/kg	
1634-04-4	Methyl Tert Butyl Ether	ND	5.0	1.0	ug/kg	
91-20-3	Naphthalene	ND	5.0	1.5	ug/kg	
103-65-1	n-Propylbenzene	ND	5.0	1.5	ug/kg	
100-42-5	Styrene	ND	5.0	1.0	ug/kg	
994-05-8	Tert-Amyl Methyl Ether	ND	5.0	1.2	ug/kg	
75-65-0	Tert Butyl Alcohol	ND	40	10	ug/kg	
630-20-6	1,1,1,2-Tetrachloroethane	ND	5.0	1.0	ug/kg	
71-55-6	1,1,1-Trichloroethane	ND	5.0	1.5	ug/kg	
79-34-5	1,1,2,2-Tetrachloroethane	ND	5.0	1.0	ug/kg	
79-00-5	1,1,2-Trichloroethane	ND	5.0	1.0	ug/kg	
87-61-6	1,2,3-Trichlorobenzene	ND	5.0	1.5	ug/kg	
96-18-4	1,2,3-Trichloropropane	ND	5.0	1.5	ug/kg	
120-82-1	1,2,4-Trichlorobenzene	ND	5.0	1.5	ug/kg	
95-63-6	1,2,4-Trimethylbenzene	ND	5.0	1.5	ug/kg	
108-67-8	1,3,5-Trimethylbenzene	ND	5.0	1.5	ug/kg	
127-18-4	Tetrachloroethylene	ND	5.0	3.5	ug/kg	
108-88-3	Toluene	ND	5.0	1.5	ug/kg	
79-01-6	Trichloroethylene	ND	5.0	1.0	ug/kg	
75-69-4	Trichlorofluoromethane	ND	5.0	1.2	ug/kg	
75-01-4	Vinyl chloride	ND	5.0	2.5	ug/kg	
1330-20-7	Xylene (total)	ND	10	4.0	ug/kg	

CAS No.	Surrogate Recoveries	Limits
1868-53-7	Dibromofluoromethane	86% 60-130%

4.1.2  
4

## Method Blank Summary

**Job Number:** C17096  
**Account:** IRISECAO Iris Environmental  
**Project:** Romic Soil Investigation(Romic EPA) - 2081 Bay Road,East Palo Alto,CA

Sample	File ID	DF	Analyzed	By	Prep Date	Prep Batch	Analytical Batch
VM833-MB	M26148.D	1	08/02/11	TN	n/a	n/a	VM833

The QC reported here applies to the following samples:

Method: SW846 8260B

C17096-1, C17096-2, C17096-3, C17096-4, C17096-5, C17096-6, C17096-7, C17096-9, C17096-12, C17096-15, C17096-16, C17096-19, C17096-21, C17096-22, C17096-23, C17096-24, C17096-25, C17096-26, C17096-27

CAS No.	Surrogate Recoveries	Limits
2037-26-5	Toluene-D8	103% 60-130%
460-00-4	4-Bromofluorobenzene	100% 60-130%



## Method Blank Summary

**Job Number:** C17096  
**Account:** IRISECAO Iris Environmental  
**Project:** Romic Soil Investigation(Romic EPA) - 2081 Bay Road,East Palo Alto,CA

Sample	File ID	DF	Analyzed	By	Prep Date	Prep Batch	Analytical Batch
VM834-MB	M26185.D	1	08/03/11	TN	n/a	n/a	VM834

The QC reported here applies to the following samples:

Method: SW846 8260B

C17096-12, C17096-16, C17096-20, C17096-28

CAS No.	Compound	Result	RL	MDL	Units	Q
67-64-1	Acetone	ND	100	20	ug/kg	
71-43-2	Benzene	ND	5.0	1.5	ug/kg	
108-86-1	Bromobenzene	ND	5.0	1.5	ug/kg	
74-97-5	Bromochloromethane	ND	5.0	1.5	ug/kg	
75-27-4	Bromodichloromethane	ND	5.0	1.0	ug/kg	
75-25-2	Bromoform	ND	5.0	1.0	ug/kg	
104-51-8	n-Butylbenzene	ND	5.0	1.5	ug/kg	
135-98-8	sec-Butylbenzene	ND	5.0	1.5	ug/kg	
98-06-6	tert-Butylbenzene	ND	5.0	1.5	ug/kg	
108-90-7	Chlorobenzene	ND	5.0	1.5	ug/kg	
75-00-3	Chloroethane	ND	5.0	1.5	ug/kg	
67-66-3	Chloroform	ND	5.0	1.5	ug/kg	
95-49-8	o-Chlorotoluene	ND	5.0	1.5	ug/kg	
106-43-4	p-Chlorotoluene	ND	5.0	1.5	ug/kg	
56-23-5	Carbon tetrachloride	ND	5.0	1.0	ug/kg	
75-34-3	1,1-Dichloroethane	ND	5.0	1.0	ug/kg	
75-35-4	1,1-Dichloroethylene	ND	5.0	1.5	ug/kg	
563-58-6	1,1-Dichloropropene	ND	5.0	1.5	ug/kg	
96-12-8	1,2-Dibromo-3-chloropropane	ND	5.0	1.0	ug/kg	
106-93-4	1,2-Dibromoethane	ND	5.0	1.0	ug/kg	
107-06-2	1,2-Dichloroethane	ND	5.0	1.5	ug/kg	
78-87-5	1,2-Dichloropropane	ND	5.0	1.5	ug/kg	
142-28-9	1,3-Dichloropropane	ND	5.0	1.5	ug/kg	
108-20-3	Di-Isopropyl ether	ND	5.0	1.5	ug/kg	
594-20-7	2,2-Dichloropropane	ND	5.0	1.5	ug/kg	
124-48-1	Dibromochloromethane	ND	5.0	1.0	ug/kg	
75-71-8	Dichlorodifluoromethane	ND	5.0	1.0	ug/kg	
156-59-2	cis-1,2-Dichloroethylene	ND	5.0	1.5	ug/kg	
10061-01-5	cis-1,3-Dichloropropene	ND	5.0	1.5	ug/kg	
541-73-1	m-Dichlorobenzene	ND	5.0	1.5	ug/kg	
95-50-1	o-Dichlorobenzene	ND	5.0	1.5	ug/kg	
106-46-7	p-Dichlorobenzene	ND	5.0	1.5	ug/kg	
156-60-5	trans-1,2-Dichloroethylene	ND	5.0	1.5	ug/kg	
10061-02-6	trans-1,3-Dichloropropene	ND	5.0	1.5	ug/kg	
100-41-4	Ethylbenzene	ND	5.0	1.5	ug/kg	
637-92-3	Ethyl tert-Butyl Ether	ND	5.0	1.5	ug/kg	

## Method Blank Summary

**Job Number:** C17096  
**Account:** IRISECAO Iris Environmental  
**Project:** Romic Soil Investigation(Romic EPA) - 2081 Bay Road,East Palo Alto,CA

Sample	File ID	DF	Analyzed	By	Prep Date	Prep Batch	Analytical Batch
VM834-MB	M26185.D	1	08/03/11	TN	n/a	n/a	VM834

**The QC reported here applies to the following samples:** **Method:** SW846 8260B

C17096-12, C17096-16, C17096-20, C17096-28

CAS No.	Compound	Result	RL	MDL	Units	Q
591-78-6	2-Hexanone	ND	40	5.0	ug/kg	
87-68-3	Hexachlorobutadiene	ND	5.0	1.0	ug/kg	
98-82-8	Isopropylbenzene	ND	5.0	1.5	ug/kg	
99-87-6	p-Isopropyltoluene	ND	5.0	1.5	ug/kg	
108-10-1	4-Methyl-2-pentanone	ND	40	15	ug/kg	
74-83-9	Methyl bromide	ND	5.0	2.5	ug/kg	
74-87-3	Methyl chloride	ND	5.0	1.5	ug/kg	
74-95-3	Methylene bromide	ND	5.0	2.5	ug/kg	
75-09-2	Methylene chloride	ND	25	16	ug/kg	
78-93-3	Methyl ethyl ketone	ND	40	12	ug/kg	
1634-04-4	Methyl Tert Butyl Ether	ND	5.0	1.0	ug/kg	
91-20-3	Naphthalene	ND	5.0	1.5	ug/kg	
103-65-1	n-Propylbenzene	ND	5.0	1.5	ug/kg	
100-42-5	Styrene	ND	5.0	1.0	ug/kg	
994-05-8	Tert-Amyl Methyl Ether	ND	5.0	1.2	ug/kg	
75-65-0	Tert Butyl Alcohol	ND	40	10	ug/kg	
630-20-6	1,1,1,2-Tetrachloroethane	ND	5.0	1.0	ug/kg	
71-55-6	1,1,1-Trichloroethane	ND	5.0	1.5	ug/kg	
79-34-5	1,1,2,2-Tetrachloroethane	ND	5.0	1.0	ug/kg	
79-00-5	1,1,2-Trichloroethane	ND	5.0	1.0	ug/kg	
87-61-6	1,2,3-Trichlorobenzene	ND	5.0	1.5	ug/kg	
96-18-4	1,2,3-Trichloropropane	ND	5.0	1.5	ug/kg	
120-82-1	1,2,4-Trichlorobenzene	ND	5.0	1.5	ug/kg	
95-63-6	1,2,4-Trimethylbenzene	ND	5.0	1.5	ug/kg	
108-67-8	1,3,5-Trimethylbenzene	ND	5.0	1.5	ug/kg	
127-18-4	Tetrachloroethylene	ND	5.0	3.5	ug/kg	
108-88-3	Toluene	ND	5.0	1.5	ug/kg	
79-01-6	Trichloroethylene	ND	5.0	1.0	ug/kg	
75-69-4	Trichlorofluoromethane	ND	5.0	1.2	ug/kg	
75-01-4	Vinyl chloride	ND	5.0	2.5	ug/kg	
1330-20-7	Xylene (total)	ND	10	4.0	ug/kg	

CAS No.	Surrogate Recoveries	Limits
1868-53-7	Dibromofluoromethane	84% 60-130%

## Method Blank Summary

**Job Number:** C17096  
**Account:** IRISECAO Iris Environmental  
**Project:** Romic Soil Investigation(Romic EPA) - 2081 Bay Road,East Palo Alto,CA

Sample	File ID	DF	Analyzed	By	Prep Date	Prep Batch	Analytical Batch
VM834-MB	M26185.D	1	08/03/11	TN	n/a	n/a	VM834

The QC reported here applies to the following samples:

Method: SW846 8260B

C17096-12, C17096-16, C17096-20, C17096-28

CAS No.	Surrogate Recoveries	Limits
2037-26-5	Toluene-D8	104% 60-130%
460-00-4	4-Bromofluorobenzene	102% 60-130%

# Blank Spike/Blank Spike Duplicate Summary

**Job Number:** C17096  
**Account:** IRISECAO Iris Environmental  
**Project:** Romic Soil Investigation(Romic EPA) - 2081 Bay Road,East Palo Alto,CA

Sample	File ID	DF	Analyzed	By	Prep Date	Prep Batch	Analytical Batch
VM832-BS	M26096.D	1	08/01/11	TN	n/a	n/a	VM832
VM832-BSD	M26097.D	1	08/01/11	TN	n/a	n/a	VM832

**The QC reported here applies to the following samples:** **Method:** SW846 8260B

C17096-2, C17096-8, C17096-10, C17096-11, C17096-13, C17096-14, C17096-17, C17096-18

CAS No.	Compound	Spike ug/kg	BSP ug/kg	BSP %	BSD ug/kg	BSD %	RPD	Limits Rec/RPD
67-64-1	Acetone	160	183	114	183	114	0	60-130/30
71-43-2	Benzene	40	42.8	107	42.6	107	0	60-130/30
108-86-1	Bromobenzene	40	38.3	96	38.5	96	1	60-130/30
74-97-5	Bromochloromethane	40	44.6	112	45.8	115	3	60-130/30
75-27-4	Bromodichloromethane	40	46.2	116	46.0	115	0	60-130/30
75-25-2	Bromoform	40	43.9	110	41.7	104	5	60-130/30
104-51-8	n-Butylbenzene	40	34.9	87	34.0	85	3	60-130/30
135-98-8	sec-Butylbenzene	40	36.3	91	35.5	89	2	60-130/30
98-06-6	tert-Butylbenzene	40	37.2	93	36.8	92	1	60-130/30
108-90-7	Chlorobenzene	40	40.3	101	38.5	96	5	60-130/30
75-00-3	Chloroethane	40	45.6	114	44.8	112	2	60-130/30
67-66-3	Chloroform	40	42.2	106	42.9	107	2	60-130/30
95-49-8	o-Chlorotoluene	40	34.0	85	34.2	86	1	60-130/30
106-43-4	p-Chlorotoluene	40	36.4	91	36.2	91	1	60-130/30
56-23-5	Carbon tetrachloride	40	46.4	116	45.4	114	2	60-130/30
75-34-3	1,1-Dichloroethane	40	39.7	99	40.2	101	1	60-130/30
75-35-4	1,1-Dichloroethylene	40	40.5	101	40.4	101	0	60-130/30
563-58-6	1,1-Dichloropropene	40	42.4	106	41.6	104	2	60-130/30
96-12-8	1,2-Dibromo-3-chloropropane	40	35.9	90	34.3	86	5	60-130/30
106-93-4	1,2-Dibromoethane	40	39.9	100	38.1	95	5	60-130/30
107-06-2	1,2-Dichloroethane	40	43.9	110	43.6	109	1	60-130/30
78-87-5	1,2-Dichloropropane	40	42.3	106	41.5	104	2	60-130/30
142-28-9	1,3-Dichloropropane	40	38.0	95	36.2	91	5	60-130/30
108-20-3	Di-Isopropyl ether	40	43.1	108	44.8	112	4	60-130/30
594-20-7	2,2-Dichloropropane	40	41.4	104	41.3	103	0	60-130/30
124-48-1	Dibromochloromethane	40	42.1	105	40.5	101	4	60-130/30
75-71-8	Dichlorodifluoromethane	40	32.2	81	31.3	78	3	60-130/30
156-59-2	cis-1,2-Dichloroethylene	40	41.6	104	42.5	106	2	60-130/30
10061-01-5	cis-1,3-Dichloropropene	40	45.4	114	45.1	113	1	60-130/30
541-73-1	m-Dichlorobenzene	40	37.9	95	37.4	94	1	60-130/30
95-50-1	o-Dichlorobenzene	40	37.7	94	37.9	95	1	60-130/30
106-46-7	p-Dichlorobenzene	40	37.8	95	37.7	94	0	60-130/30
156-60-5	trans-1,2-Dichloroethylene	40	40.1	100	40.1	100	0	60-130/30
10061-02-6	trans-1,3-Dichloropropene	40	38.5	96	37.0	93	4	60-130/30
100-41-4	Ethylbenzene	40	39.0	98	37.3	93	4	60-130/30
637-92-3	Ethyl tert-Butyl Ether	40	41.3	103	42.1	105	2	60-130/30

4.2.1  
4

# Blank Spike/Blank Spike Duplicate Summary

**Job Number:** C17096  
**Account:** IRISECAO Iris Environmental  
**Project:** Romic Soil Investigation(Romic EPA) - 2081 Bay Road,East Palo Alto,CA

Sample	File ID	DF	Analyzed	By	Prep Date	Prep Batch	Analytical Batch
VM832-BS	M26096.D	1	08/01/11	TN	n/a	n/a	VM832
VM832-BSD	M26097.D	1	08/01/11	TN	n/a	n/a	VM832

**The QC reported here applies to the following samples:** **Method:** SW846 8260B

C17096-2, C17096-8, C17096-10, C17096-11, C17096-13, C17096-14, C17096-17, C17096-18

CAS No.	Compound	Spike ug/kg	BSP ug/kg	BSP %	BSD ug/kg	BSD %	RPD	Limits Rec/RPD
591-78-6	2-Hexanone	160	156	98	146	91	7	60-130/30
87-68-3	Hexachlorobutadiene	40	43.4	109	42.3	106	3	60-130/30
98-82-8	Isopropylbenzene	40	39.8	100	37.5	94	6	60-130/30
99-87-6	p-Isopropyltoluene	40	37.2	93	36.6	92	2	60-130/30
108-10-1	4-Methyl-2-pentanone	160	185	116	178	111	4	60-130/30
74-83-9	Methyl bromide	40	48.2	121 <sup>a</sup>	48.2	121 <sup>a</sup>	0 <sup>a</sup>	60-130/30
74-87-3	Methyl chloride	40	40.9	102	38.6	97	6	60-130/30
74-95-3	Methylene bromide	40	45.2	113	44.1	110	2	60-130/30
75-09-2	Methylene chloride	40	39.4	99	40.3	101	2	60-130/30
78-93-3	Methyl ethyl ketone	160	190	119	184	115	3	60-130/30
1634-04-4	Methyl Tert Butyl Ether	40	42.7	107	43.1	108	1	60-130/30
91-20-3	Naphthalene	40	37.9	95	37.3	93	2	60-130/30
103-65-1	n-Propylbenzene	40	35.3	88	34.6	87	2	60-130/30
100-42-5	Styrene	40	39.2	98	37.4	94	5	60-130/30
994-05-8	Tert-Amyl Methyl Ether	40	42.3	106	42.8	107	1	60-130/30
75-65-0	Tert Butyl Alcohol	200	209	105	203	102	3	60-130/30
630-20-6	1,1,1,2-Tetrachloroethane	40	41.1	103	39.4	99	4	60-130/30
71-55-6	1,1,1-Trichloroethane	40	43.7	109	43.3	108	1	60-130/30
79-34-5	1,1,2,2-Tetrachloroethane	40	34.2	86	33.7	84	1	60-130/30
79-00-5	1,1,2-Trichloroethane	40	37.2	93	35.4	89	5	60-130/30
87-61-6	1,2,3-Trichlorobenzene	40	39.3	98	38.7	97	2	60-130/30
96-18-4	1,2,3-Trichloropropane	40	37.9	95	35.6	89	6	60-130/30
120-82-1	1,2,4-Trichlorobenzene	40	39.7	99	38.9	97	2	60-130/30
95-63-6	1,2,4-Trimethylbenzene	40	35.6	89	35.5	89	0	60-130/30
108-67-8	1,3,5-Trimethylbenzene	40	36.2	91	35.4	89	2	60-130/30
127-18-4	Tetrachloroethylene	40	42.9	107	37.9	95	12	60-130/30
108-88-3	Toluene	40	37.8	95	36.2	91	4	60-130/30
79-01-6	Trichloroethylene	40	47.5	119	47.0	118	1	60-130/30
75-69-4	Trichlorofluoromethane	40	47.7	119 <sup>a</sup>	46.4	116 <sup>a</sup>	3 <sup>a</sup>	60-130/30
75-01-4	Vinyl chloride	40	40.4	101	39.6	99	2	60-130/30
1330-20-7	Xylene (total)	120	115	96	110	92	4	60-130/30

CAS No.	Surrogate Recoveries	BSP	BSD	Limits
1868-53-7	Dibromofluoromethane	90%	93%	60-130%

4.2.1  
4

# Blank Spike/Blank Spike Duplicate Summary

**Job Number:** C17096  
**Account:** IRISECAO Iris Environmental  
**Project:** Romic Soil Investigation(Romic EPA) - 2081 Bay Road,East Palo Alto,CA

Sample	File ID	DF	Analyzed	By	Prep Date	Prep Batch	Analytical Batch
VM832-BS	M26096.D	1	08/01/11	TN	n/a	n/a	VM832
VM832-BSD	M26097.D	1	08/01/11	TN	n/a	n/a	VM832

**The QC reported here applies to the following samples:** **Method:** SW846 8260B

C17096-2, C17096-8, C17096-10, C17096-11, C17096-13, C17096-14, C17096-17, C17096-18

CAS No.	Surrogate Recoveries	BSP	BSD	Limits
2037-26-5	Toluene-D8	86%	83%	60-130%
460-00-4	4-Bromofluorobenzene	103%	100%	60-130%

(a) CCV outside of control limits (biased high); not detected in sample.

4.2.1  
4

# Blank Spike/Blank Spike Duplicate Summary

**Job Number:** C17096  
**Account:** IRISECAO Iris Environmental  
**Project:** Romic Soil Investigation(Romic EPA) - 2081 Bay Road,East Palo Alto,CA

Sample	File ID	DF	Analyzed	By	Prep Date	Prep Batch	Analytical Batch
VM833-BS	M26145.D	1	08/02/11	TN	n/a	n/a	VM833
VM833-BSD	M26147.D	1	08/02/11	TN	n/a	n/a	VM833

**The QC reported here applies to the following samples:** **Method:** SW846 8260B

C17096-1, C17096-2, C17096-3, C17096-4, C17096-5, C17096-6, C17096-7, C17096-9, C17096-12, C17096-15, C17096-16, C17096-19, C17096-21, C17096-22, C17096-23, C17096-24, C17096-25, C17096-26, C17096-27

CAS No.	Compound	Spike ug/kg	BSP ug/kg	BSP %	BSD ug/kg	BSD %	RPD	Limits Rec/RPD
67-64-1	Acetone	160	156	98	137	86	13	60-130/30
71-43-2	Benzene	40	40.5	101	40.1	100	1	60-130/30
108-86-1	Bromobenzene	40	46.3	116	45.7	114	1	60-130/30
74-97-5	Bromochloromethane	40	41.2	103	41.3	103	0	60-130/30
75-27-4	Bromodichloromethane	40	41.2	103	41.0	103	0	60-130/30
75-25-2	Bromoform	40	49.6	124	47.1	118	5	60-130/30
104-51-8	n-Butylbenzene	40	40.3	101	38.6	97	4	60-130/30
135-98-8	sec-Butylbenzene	40	42.7	107	41.0	103	4	60-130/30
98-06-6	tert-Butylbenzene	40	44.4	111	43.1	108	3	60-130/30
108-90-7	Chlorobenzene	40	43.9	110	43.2	108	2	60-130/30
75-00-3	Chloroethane	40	43.8	110	42.9	107	2	60-130/30
67-66-3	Chloroform	40	36.1	90	35.4	89	2	60-130/30
95-49-8	o-Chlorotoluene	40	38.7	97	37.6	94	3	60-130/30
106-43-4	p-Chlorotoluene	40	44.7	112	42.9	107	4	60-130/30
56-23-5	Carbon tetrachloride	40	40.5	101	39.7	99	2	60-130/30
75-34-3	1,1-Dichloroethane	40	34.9	87	34.1	85	2	60-130/30
75-35-4	1,1-Dichloroethylene	40	37.2	93	36.7	92	1	60-130/30
563-58-6	1,1-Dichloropropene	40	39.3	98	38.1	95	3	60-130/30
96-12-8	1,2-Dibromo-3-chloropropane	40	44.8	112	38.6	97	15	60-130/30
106-93-4	1,2-Dibromoethane	40	45.0	113	42.9	107	5	60-130/30
107-06-2	1,2-Dichloroethane	40	38.8	97	37.8	95	3	60-130/30
78-87-5	1,2-Dichloropropane	40	39.6	99	39.4	99	1	60-130/30
142-28-9	1,3-Dichloropropane	40	41.9	105	41.0	103	2	60-130/30
108-20-3	Di-Isopropyl ether	40	40.2	101	39.4	99	2	60-130/30
594-20-7	2,2-Dichloropropane	40	35.0	88	33.6	84	4	60-130/30
124-48-1	Dibromochloromethane	40	45.7	114	44.9	112	2	60-130/30
75-71-8	Dichlorodifluoromethane	40	33.4	84	33.4	84	0	60-130/30
156-59-2	cis-1,2-Dichloroethylene	40	38.2	96	37.9	95	1	60-130/30
10061-01-5	cis-1,3-Dichloropropene	40	41.7	104	41.2	103	1	60-130/30
541-73-1	m-Dichlorobenzene	40	45.7	114	44.2	111	3	60-130/30
95-50-1	o-Dichlorobenzene	40	46.5	116	44.7	112	4	60-130/30
106-46-7	p-Dichlorobenzene	40	45.7	114	44.2	111	3	60-130/30
156-60-5	trans-1,2-Dichloroethylene	40	38.0	95	37.6	94	1	60-130/30
10061-02-6	trans-1,3-Dichloropropene	40	42.2	106	40.5	101	4	60-130/30
100-41-4	Ethylbenzene	40	41.0	103	40.3	101	2	60-130/30
637-92-3	Ethyl tert-Butyl Ether	40	36.8	92	35.7	89	3	60-130/30

4.2.2  
4

# Blank Spike/Blank Spike Duplicate Summary

**Job Number:** C17096  
**Account:** IRISECAO Iris Environmental  
**Project:** Romic Soil Investigation(Romic EPA) - 2081 Bay Road,East Palo Alto,CA

Sample	File ID	DF	Analyzed	By	Prep Date	Prep Batch	Analytical Batch
VM833-BS	M26145.D	1	08/02/11	TN	n/a	n/a	VM833
VM833-BSD	M26147.D	1	08/02/11	TN	n/a	n/a	VM833

**The QC reported here applies to the following samples:** **Method:** SW846 8260B

C17096-1, C17096-2, C17096-3, C17096-4, C17096-5, C17096-6, C17096-7, C17096-9, C17096-12, C17096-15, C17096-16, C17096-19, C17096-21, C17096-22, C17096-23, C17096-24, C17096-25, C17096-26, C17096-27

CAS No.	Compound	Spike ug/kg	BSP ug/kg	BSP %	BSD ug/kg	BSD %	RPD	Limits Rec/RPD
591-78-6	2-Hexanone	160	161	101	139	87	15	60-130/30
87-68-3	Hexachlorobutadiene	40	46.0	115	44.5	111	3	60-130/30
98-82-8	Isopropylbenzene	40	42.2	106	41.4	104	2	60-130/30
99-87-6	p-Isopropyltoluene	40	43.4	109	42.2	106	3	60-130/30
108-10-1	4-Methyl-2-pentanone	160	161	101	140	88	14	60-130/30
74-83-9	Methyl bromide	40	47.7	119	47.0	118	1	60-130/30
74-87-3	Methyl chloride	40	31.6	79	37.2	93	16	60-130/30
74-95-3	Methylene bromide	40	42.8	107	41.2	103	4	60-130/30
75-09-2	Methylene chloride	40	35.9	90	35.9	90	0	60-130/30
78-93-3	Methyl ethyl ketone	160	165	103	142	89	15	60-130/30
1634-04-4	Methyl Tert Butyl Ether	40	38.5	96	36.9	92	4	60-130/30
91-20-3	Naphthalene	40	46.0	115	42.5	106	8	60-130/30
103-65-1	n-Propylbenzene	40	41.5	104	39.7	99	4	60-130/30
100-42-5	Styrene	40	43.7	109	43.2	108	1	60-130/30
994-05-8	Tert-Amyl Methyl Ether	40	38.5	96	37.4	94	3	60-130/30
75-65-0	Tert Butyl Alcohol	200	220	110	177	89	22	60-130/30
630-20-6	1,1,1,2-Tetrachloroethane	40	43.9	110	43.4	109	1	60-130/30
71-55-6	1,1,1-Trichloroethane	40	36.5	91	35.6	89	2	60-130/30
79-34-5	1,1,2,2-Tetrachloroethane	40	43.9	110	39.8	100	10	60-130/30
79-00-5	1,1,2-Trichloroethane	40	42.7	107	41.0	103	4	60-130/30
87-61-6	1,2,3-Trichlorobenzene	40	46.3	116	44.3	111	4	60-130/30
96-18-4	1,2,3-Trichloropropane	40	43.0	108	39.5	99	8	60-130/30
120-82-1	1,2,4-Trichlorobenzene	40	46.3	116	44.1	110	5	60-130/30
95-63-6	1,2,4-Trimethylbenzene	40	42.3	106	40.9	102	3	60-130/30
108-67-8	1,3,5-Trimethylbenzene	40	42.4	106	41.3	103	3	60-130/30
127-18-4	Tetrachloroethylene	40	44.1	110	49.1	123	11	60-130/30
108-88-3	Toluene	40	42.4	106	41.2	103	3	60-130/30
79-01-6	Trichloroethylene	40	45.4	114	44.2	111	3	60-130/30
75-69-4	Trichlorofluoromethane	40	41.6	104	40.8	102	2	60-130/30
75-01-4	Vinyl chloride	40	45.2	113	43.7	109	3	60-130/30
1330-20-7	Xylene (total)	120	127	106	125	104	2	60-130/30

CAS No.	Surrogate Recoveries	BSP	BSD	Limits
1868-53-7	Dibromofluoromethane	91%	91%	60-130%

4.2.2  
4



# Blank Spike/Blank Spike Duplicate Summary

**Job Number:** C17096  
**Account:** IRISECAO Iris Environmental  
**Project:** Romic Soil Investigation(Romic EPA) - 2081 Bay Road,East Palo Alto,CA

Sample	File ID	DF	Analyzed	By	Prep Date	Prep Batch	Analytical Batch
VM833-BS	M26145.D	1	08/02/11	TN	n/a	n/a	VM833
VM833-BSD	M26147.D	1	08/02/11	TN	n/a	n/a	VM833

**The QC reported here applies to the following samples:** **Method:** SW846 8260B

C17096-1, C17096-2, C17096-3, C17096-4, C17096-5, C17096-6, C17096-7, C17096-9, C17096-12, C17096-15, C17096-16, C17096-19, C17096-21, C17096-22, C17096-23, C17096-24, C17096-25, C17096-26, C17096-27

CAS No.	Surrogate Recoveries	BSP	BSD	Limits
2037-26-5	Toluene-D8	101%	99%	60-130%
460-00-4	4-Bromofluorobenzene	99%	100%	60-130%

4.2.2  
4

# Blank Spike/Blank Spike Duplicate Summary

**Job Number:** C17096  
**Account:** IRISECAO Iris Environmental  
**Project:** Romic Soil Investigation(Romic EPA) - 2081 Bay Road,East Palo Alto,CA

Sample	File ID	DF	Analyzed	By	Prep Date	Prep Batch	Analytical Batch
VM834-BS	M26183.D	1	08/03/11	TN	n/a	n/a	VM834
VM834-BSD	M26184.D	1	08/03/11	TN	n/a	n/a	VM834

The QC reported here applies to the following samples:

Method: SW846 8260B

C17096-12, C17096-16, C17096-20, C17096-28

CAS No.	Compound	Spike ug/kg	BSP ug/kg	BSP %	BSD ug/kg	BSD %	RPD	Limits Rec/RPD
67-64-1	Acetone	160	147	92	144	90	2	60-130/30
71-43-2	Benzene	40	40.7	102	40.0	100	2	60-130/30
108-86-1	Bromobenzene	40	44.7	112	46.2	116	3	60-130/30
74-97-5	Bromochloromethane	40	41.8	105	41.3	103	1	60-130/30
75-27-4	Bromodichloromethane	40	41.7	104	41.2	103	1	60-130/30
75-25-2	Bromoform	40	48.6	122	48.7	122	0	60-130/30
104-51-8	n-Butylbenzene	40	38.2	96	38.1	95	0	60-130/30
135-98-8	sec-Butylbenzene	40	40.2	101	41.1	103	2	60-130/30
98-06-6	tert-Butylbenzene	40	42.0	105	42.9	107	2	60-130/30
108-90-7	Chlorobenzene	40	44.1	110	43.8	110	1	60-130/30
75-00-3	Chloroethane	40	48.8	122	47.1	118	4	60-130/30
67-66-3	Chloroform	40	35.7	89	35.4	89	1	60-130/30
95-49-8	o-Chlorotoluene	40	39.2	98	40.0	100	2	60-130/30
106-43-4	p-Chlorotoluene	40	39.0	98	40.4	101	4	60-130/30
56-23-5	Carbon tetrachloride	40	40.3	101	39.5	99	2	60-130/30
75-34-3	1,1-Dichloroethane	40	34.2	86	33.9	85	1	60-130/30
75-35-4	1,1-Dichloroethylene	40	37.3	93	36.1	90	3	60-130/30
563-58-6	1,1-Dichloropropene	40	39.2	98	38.2	96	3	60-130/30
96-12-8	1,2-Dibromo-3-chloropropane	40	38.0	95	40.6	102	7	60-130/30
106-93-4	1,2-Dibromoethane	40	44.2	111	45.0	113	2	60-130/30
107-06-2	1,2-Dichloroethane	40	38.8	97	38.3	96	1	60-130/30
78-87-5	1,2-Dichloropropane	40	39.9	100	39.0	98	2	60-130/30
142-28-9	1,3-Dichloropropane	40	41.5	104	42.2	106	2	60-130/30
108-20-3	Di-Isopropyl ether	40	39.8	100	39.3	98	1	60-130/30
594-20-7	2,2-Dichloropropane	40	34.7	87	33.6	84	3	60-130/30
124-48-1	Dibromochloromethane	40	46.0	115	46.3	116	1	60-130/30
75-71-8	Dichlorodifluoromethane	40	35.2	88	30.7	77	14	60-130/30
156-59-2	cis-1,2-Dichloroethylene	40	38.3	96	37.4	94	2	60-130/30
10061-01-5	cis-1,3-Dichloropropene	40	42.1	105	41.7	104	1	60-130/30
541-73-1	m-Dichlorobenzene	40	43.7	109	45.0	113	3	60-130/30
95-50-1	o-Dichlorobenzene	40	44.6	112	45.2	113	1	60-130/30
106-46-7	p-Dichlorobenzene	40	43.7	109	44.4	111	2	60-130/30
156-60-5	trans-1,2-Dichloroethylene	40	37.7	94	36.5	91	3	60-130/30
10061-02-6	trans-1,3-Dichloropropene	40	41.6	104	41.8	105	0	60-130/30
100-41-4	Ethylbenzene	40	41.0	103	41.0	103	0	60-130/30
637-92-3	Ethyl tert-Butyl Ether	40	36.9	92	36.2	91	2	60-130/30

4.2.3  
4

# Blank Spike/Blank Spike Duplicate Summary

**Job Number:** C17096  
**Account:** IRISECAO Iris Environmental  
**Project:** Romic Soil Investigation(Romic EPA) - 2081 Bay Road,East Palo Alto,CA

Sample	File ID	DF	Analyzed	By	Prep Date	Prep Batch	Analytical Batch
VM834-BS	M26183.D	1	08/03/11	TN	n/a	n/a	VM834
VM834-BSD	M26184.D	1	08/03/11	TN	n/a	n/a	VM834

**The QC reported here applies to the following samples:** **Method:** SW846 8260B

C17096-12, C17096-16, C17096-20, C17096-28

CAS No.	Compound	Spike ug/kg	BSP ug/kg	BSP %	BSD ug/kg	BSD %	RPD	Limits Rec/RPD
591-78-6	2-Hexanone	160	145	91	149	93	3	60-130/30
87-68-3	Hexachlorobutadiene	40	44.3	111	43.5	109	2	60-130/30
98-82-8	Isopropylbenzene	40	42.3	106	41.6	104	2	60-130/30
99-87-6	p-Isopropyltoluene	40	41.1	103	41.9	105	2	60-130/30
108-10-1	4-Methyl-2-pentanone	160	147	92	150	94	2	60-130/30
74-83-9	Methyl bromide	40	53.0	133* a	51.0	128	4	60-130/30
74-87-3	Methyl chloride	40	40.3	101	31.4	79	25	60-130/30
74-95-3	Methylene bromide	40	42.3	106	41.9	105	1	60-130/30
75-09-2	Methylene chloride	40	35.8	90	35.6	89	1	60-130/30
78-93-3	Methyl ethyl ketone	160	147	92	150	94	2	60-130/30
1634-04-4	Methyl Tert Butyl Ether	40	38.3	96	37.7	94	2	60-130/30
91-20-3	Naphthalene	40	42.9	107	42.2	106	2	60-130/30
103-65-1	n-Propylbenzene	40	39.2	98	40.2	101	3	60-130/30
100-42-5	Styrene	40	43.9	110	43.6	109	1	60-130/30
994-05-8	Tert-Amyl Methyl Ether	40	38.2	96	37.7	94	1	60-130/30
75-65-0	Tert Butyl Alcohol	200	181	91	192	96	6	60-130/30
630-20-6	1,1,1,2-Tetrachloroethane	40	44.5	111	43.9	110	1	60-130/30
71-55-6	1,1,1-Trichloroethane	40	36.1	90	35.0	88	3	60-130/30
79-34-5	1,1,2,2-Tetrachloroethane	40	40.4	101	42.4	106	5	60-130/30
79-00-5	1,1,2-Trichloroethane	40	41.7	104	42.4	106	2	60-130/30
87-61-6	1,2,3-Trichlorobenzene	40	45.0	113	43.2	108	4	60-130/30
96-18-4	1,2,3-Trichloropropane	40	40.8	102	41.1	103	1	60-130/30
120-82-1	1,2,4-Trichlorobenzene	40	44.7	112	43.4	109	3	60-130/30
95-63-6	1,2,4-Trimethylbenzene	40	40.6	102	41.2	103	1	60-130/30
108-67-8	1,3,5-Trimethylbenzene	40	40.6	102	41.9	105	3	60-130/30
127-18-4	Tetrachloroethylene	40	41.2	103	41.4	104	0	60-130/30
108-88-3	Toluene	40	42.4	106	42.2	106	0	60-130/30
79-01-6	Trichloroethylene	40	44.8	112	44.5	111	1	60-130/30
75-69-4	Trichlorofluoromethane	40	46.7	117	44.3	111	5	60-130/30
75-01-4	Vinyl chloride	40	49.0	123	46.4	116	5	60-130/30
1330-20-7	Xylene (total)	120	129	108	127	106	2	60-130/30

CAS No.	Surrogate Recoveries	BSP	BSD	Limits
1868-53-7	Dibromofluoromethane	92%	90%	60-130%

4.2.3  
4

# Blank Spike/Blank Spike Duplicate Summary

**Job Number:** C17096  
**Account:** IRISECAO Iris Environmental  
**Project:** Romic Soil Investigation(Romic EPA) - 2081 Bay Road,East Palo Alto,CA

Sample	File ID	DF	Analyzed	By	Prep Date	Prep Batch	Analytical Batch
VM834-BS	M26183.D	1	08/03/11	TN	n/a	n/a	VM834
VM834-BSD	M26184.D	1	08/03/11	TN	n/a	n/a	VM834

The QC reported here applies to the following samples:

Method: SW846 8260B

C17096-12, C17096-16, C17096-20, C17096-28

CAS No.	Surrogate Recoveries	BSP	BSD	Limits
2037-26-5	Toluene-D8	102%	100%	60-130%
460-00-4	4-Bromofluorobenzene	102%	101%	60-130%

(a) Outside laboratory control limits.

4.2.3  
4

# Matrix Spike/Matrix Spike Duplicate Summary

**Job Number:** C17096  
**Account:** IRISECAO Iris Environmental  
**Project:** Romic Soil Investigation(Romic EPA) - 2081 Bay Road,East Palo Alto,CA

Sample	File ID	DF	Analyzed	By	Prep Date	Prep Batch	Analytical Batch
C17105-2MS	M26103.D	1	08/01/11	TN	n/a	n/a	VM832
C17105-2MSD	M26104.D	1	08/01/11	TN	n/a	n/a	VM832
C17105-2	M26101.D	1	08/01/11	TN	n/a	n/a	VM832

**The QC reported here applies to the following samples:** **Method:** SW846 8260B

C17096-2, C17096-8, C17096-10, C17096-11, C17096-13, C17096-14, C17096-17, C17096-18

CAS No.	Compound	C17105-2 ug/kg	Spike Q ug/kg	MS ug/kg	MS %	MSD ug/kg	MSD %	RPD	Limits Rec/RPD
67-64-1	Acetone	ND	155	220	142*	225	143*	2	60-130/30
71-43-2	Benzene	ND	38.7	35.1	91	33.4	85	5	60-130/30
108-86-1	Bromobenzene	ND	38.7	29.8	77	25.2	64	17	60-130/30
74-97-5	Bromochloromethane	ND	38.7	44.2	114	43.9	111	1	60-130/30
75-27-4	Bromodichloromethane	ND	38.7	38.2	99	37.5	95	2	60-130/30
75-25-2	Bromoform	ND	38.7	35.7	92	35.0	89	2	60-130/30
104-51-8	n-Butylbenzene	ND	38.7	15.3	40*	13.4	34*	13	60-130/30
135-98-8	sec-Butylbenzene	ND	38.7	18.6	48*	16.0	41*	15	60-130/30
98-06-6	tert-Butylbenzene	ND	38.7	21.1	55*	17.8	45*	17	60-130/30
108-90-7	Chlorobenzene	ND	38.7	28.2	73	25.4	64	10	60-130/30
75-00-3	Chloroethane	ND	38.7	43.2	112	43.1	109	0	60-130/30
67-66-3	Chloroform	ND	38.7	38.2	99	36.7	93	4	60-130/30
95-49-8	o-Chlorotoluene	ND	38.7	22.9	59*	18.7	47*	20	60-130/30
106-43-4	p-Chlorotoluene	ND	38.7	24.4	63	20.8	53*	16	60-130/30
56-23-5	Carbon tetrachloride	ND	38.7	30.4	79	27.8	70	9	60-130/30
75-34-3	1,1-Dichloroethane	ND	38.7	36.6	95	35.8	91	2	60-130/30
75-35-4	1,1-Dichloroethylene	ND	38.7	34.7	90	32.5	82	7	60-130/30
563-58-6	1,1-Dichloropropene	ND	38.7	29.7	77	27.0	68	10	60-130/30
96-12-8	1,2-Dibromo-3-chloropropane	ND	38.7	31.4	81	29.8	76	5	60-130/30
106-93-4	1,2-Dibromoethane	ND	38.7	35.9	93	35.1	89	2	60-130/30
107-06-2	1,2-Dichloroethane	ND	38.7	38.9	101	39.6	100	2	60-130/30
78-87-5	1,2-Dichloropropane	ND	38.7	35.5	92	34.3	87	3	60-130/30
142-28-9	1,3-Dichloropropane	ND	38.7	35.0	90	34.3	87	2	60-130/30
108-20-3	Di-Isopropyl ether	ND	38.7	41.4	107	41.0	104	1	60-130/30
594-20-7	2,2-Dichloropropane	ND	38.7	33.5	87	30.9	78	8	60-130/30
124-48-1	Dibromochloromethane	ND	38.7	35.9	93	35.0	89	3	60-130/30
75-71-8	Dichlorodifluoromethane	ND	38.7	23.3	60	25.3	64	8	60-130/30
156-59-2	cis-1,2-Dichloroethylene	ND	38.7	38.8	100	38.0	96	2	60-130/30
10061-01-5	cis-1,3-Dichloropropene	ND	38.7	37.8	98	36.7	93	3	60-130/30
541-73-1	m-Dichlorobenzene	ND	38.7	22.7	59*	19.8	50*	14	60-130/30
95-50-1	o-Dichlorobenzene	ND	38.7	22.9	59*	20.0	51*	14	60-130/30
106-46-7	p-Dichlorobenzene	ND	38.7	23.1	60	20.0	51*	14	60-130/30
156-60-5	trans-1,2-Dichloroethylene	ND	38.7	35.8	93	34.3	87	4	60-130/30
10061-02-6	trans-1,3-Dichloropropene	ND	38.7	35.2	91	33.9	86	4	60-130/30
100-41-4	Ethylbenzene	ND	38.7	24.0	62	21.3	54*	12	60-130/30
637-92-3	Ethyl tert-Butyl Ether	ND	38.7	39.0	101	39.2	99	1	60-130/30

4.3.1  
4

# Matrix Spike/Matrix Spike Duplicate Summary

**Job Number:** C17096  
**Account:** IRISECAO Iris Environmental  
**Project:** Romic Soil Investigation(Romic EPA) - 2081 Bay Road,East Palo Alto,CA

Sample	File ID	DF	Analyzed	By	Prep Date	Prep Batch	Analytical Batch
C17105-2MS	M26103.D	1	08/01/11	TN	n/a	n/a	VM832
C17105-2MSD	M26104.D	1	08/01/11	TN	n/a	n/a	VM832
C17105-2	M26101.D	1	08/01/11	TN	n/a	n/a	VM832

**The QC reported here applies to the following samples:** **Method:** SW846 8260B

C17096-2, C17096-8, C17096-10, C17096-11, C17096-13, C17096-14, C17096-17, C17096-18

CAS No.	Compound	C17105-2 ug/kg	Spike Q ug/kg	MS ug/kg	MS %	MSD ug/kg	MSD %	RPD	Limits Rec/RPD
591-78-6	2-Hexanone	ND	155	172	111	180	114	5	60-130/30
87-68-3	Hexachlorobutadiene	ND	38.7	9.5	25*	8.8	22*	8	60-130/30
98-82-8	Isopropylbenzene	ND	38.7	21.4	55*	19.0	48*	12	60-130/30
99-87-6	p-Isopropyltoluene	ND	38.7	18.3	47*	15.7	40*	15	60-130/30
108-10-1	4-Methyl-2-pentanone	ND	155	194	125	202	128	4	60-130/30
74-83-9	Methyl bromide	ND	38.7	47.5	123 <sup>a</sup>	46.7	118 <sup>a</sup>	2 <sup>a</sup>	60-130/30
74-87-3	Methyl chloride	ND	38.7	35.6	92	38.6	98	8	60-130/30
74-95-3	Methylene bromide	ND	38.7	40.8	105	41.2	104	1	60-130/30
75-09-2	Methylene chloride	ND	38.7	41.3	107	40.5	103	2	60-130/30
78-93-3	Methyl ethyl ketone	ND	155	224	145*	232	147*	4	60-130/30
1634-04-4	Methyl Tert Butyl Ether	ND	38.7	42.8	111	43.5	110	2	60-130/30
91-20-3	Naphthalene	ND	38.7	14.1	36*	14.0	35*	1	60-130/30
103-65-1	n-Propylbenzene	ND	38.7	21.5	56*	18.0	46*	18	60-130/30
100-42-5	Styrene	ND	38.7	25.3	65	22.8	58*	10	60-130/30
994-05-8	Tert-Amyl Methyl Ether	ND	38.7	40.0	103	40.0	101	0	60-130/30
75-65-0	Tert Butyl Alcohol	ND	193	245	127	262	133*	7	60-130/30
630-20-6	1,1,1,2-Tetrachloroethane	ND	38.7	30.8	80	27.3	69	12	60-130/30
71-55-6	1,1,1-Trichloroethane	ND	38.7	33.4	86	30.4	77	9	60-130/30
79-34-5	1,1,2,2-Tetrachloroethane	ND	38.7	37.2	96	33.8	86	10	60-130/30
79-00-5	1,1,2-Trichloroethane	ND	38.7	35.7	92	34.6	88	3	60-130/30
87-61-6	1,2,3-Trichlorobenzene	ND	38.7	10.1	26*	10.1	26*	0	60-130/30
96-18-4	1,2,3-Trichloropropane	ND	38.7	34.5	89	33.5	85	3	60-130/30
120-82-1	1,2,4-Trichlorobenzene	ND	38.7	10.9	28*	10.2	26*	7	60-130/30
95-63-6	1,2,4-Trimethylbenzene	ND	38.7	20.3	52*	17.4	44*	15	60-130/30
108-67-8	1,3,5-Trimethylbenzene	ND	38.7	20.8	54*	17.7	45*	16	60-130/30
127-18-4	Tetrachloroethylene	ND	38.7	23.2	60	21.2	54*	9	60-130/30
108-88-3	Toluene	ND	38.7	28.1	73	25.4	64	10	60-130/30
79-01-6	Trichloroethylene	ND	38.7	35.0	90	31.7	80	10	60-130/30
75-69-4	Trichlorofluoromethane	ND	38.7	30.2	78 <sup>a</sup>	35.6	90 <sup>a</sup>	16 <sup>a</sup>	60-130/30
75-01-4	Vinyl chloride	ND	38.7	37.2	96	36.7	93	1	60-130/30
1330-20-7	Xylene (total)	ND	116	70.6	61	62.6	53*	12	60-130/30

CAS No.	Surrogate Recoveries	MS	MSD	C17105-2	Limits
1868-53-7	Dibromofluoromethane	97%	96%	91%	60-130%

# Matrix Spike/Matrix Spike Duplicate Summary

**Job Number:** C17096  
**Account:** IRISECAO Iris Environmental  
**Project:** Romic Soil Investigation(Romic EPA) - 2081 Bay Road,East Palo Alto,CA

Sample	File ID	DF	Analyzed	By	Prep Date	Prep Batch	Analytical Batch
C17105-2MS	M26103.D	1	08/01/11	TN	n/a	n/a	VM832
C17105-2MSD	M26104.D	1	08/01/11	TN	n/a	n/a	VM832
C17105-2	M26101.D	1	08/01/11	TN	n/a	n/a	VM832

**The QC reported here applies to the following samples:** **Method:** SW846 8260B

C17096-2, C17096-8, C17096-10, C17096-11, C17096-13, C17096-14, C17096-17, C17096-18

CAS No.	Surrogate Recoveries	MS	MSD	C17105-2	Limits
2037-26-5	Toluene-D8	87%	88%	88%	60-130%
460-00-4	4-Bromofluorobenzene	98%	98%	98%	60-130%

(a) CCV outside of control limits (biased high); not detected in sample.

4.3.1  
4

# Matrix Spike/Matrix Spike Duplicate Summary

**Job Number:** C17096  
**Account:** IRISECAO Iris Environmental  
**Project:** Romic Soil Investigation(Romic EPA) - 2081 Bay Road,East Palo Alto,CA

Sample	File ID	DF	Analyzed	By	Prep Date	Prep Batch	Analytical Batch
C17104-1MS	M26195.D	1	08/03/11	TN	n/a	n/a	VM834
C17104-1MSD	M26196.D	1	08/03/11	TN	n/a	n/a	VM834
C17104-1	M26186.D	1	08/03/11	TN	n/a	n/a	VM834

The QC reported here applies to the following samples:

Method: SW846 8260B

C17096-12, C17096-16, C17096-20, C17096-28

CAS No.	Compound	C17104-1 ug/kg	Spike Q	ug/kg	MS ug/kg	MS %	MSD ug/kg	MSD %	RPD	Limits Rec/RPD
67-64-1	Acetone	ND	156	168	108	142	91	17	60-130/30	
71-43-2	Benzene	ND	39	39.9	102	34.0	87	16	60-130/30	
108-86-1	Bromobenzene	ND	39	42.6	109	37.1	95	14	60-130/30	
74-97-5	Bromochloromethane	ND	39	41.4	106	36.3	93	13	60-130/30	
75-27-4	Bromodichloromethane	ND	39	39.2	101	33.3	85	16	60-130/30	
75-25-2	Bromoform	ND	39	47.8	123	41.6	106	14	60-130/30	
104-51-8	n-Butylbenzene	ND	39	29.7	76	26.9	69	10	60-130/30	
135-98-8	sec-Butylbenzene	ND	39	32.4	83	29.8	76	8	60-130/30	
98-06-6	tert-Butylbenzene	ND	39	35.5	91	32.1	82	10	60-130/30	
108-90-7	Chlorobenzene	ND	39	41.3	106	36.1	92	13	60-130/30	
75-00-3	Chloroethane	ND	39	46.8	120	39.0	99	18	60-130/30	
67-66-3	Chloroform	ND	39	36.4	93	30.6	78	17	60-130/30	
95-49-8	o-Chlorotoluene	ND	39	34.6	89	29.9	76	15	60-130/30	
106-43-4	p-Chlorotoluene	ND	39	37.6	96	32.8	84	14	60-130/30	
56-23-5	Carbon tetrachloride	ND	39	39.4	101	33.5	85	16	60-130/30	
75-34-3	1,1-Dichloroethane	ND	39	34.8	89	29.3	75	17	60-130/30	
75-35-4	1,1-Dichloroethylene	ND	39	40.6	104	34.2	87	17	60-130/30	
563-58-6	1,1-Dichloropropene	ND	39	37.9	97	32.1	82	17	60-130/30	
96-12-8	1,2-Dibromo-3-chloropropane	ND	39	35.5	91	29.1	74	20	60-130/30	
106-93-4	1,2-Dibromoethane	ND	39	44.1	113	38.2	97	14	60-130/30	
107-06-2	1,2-Dichloroethane	ND	39	39.1	100	32.6	83	18	60-130/30	
78-87-5	1,2-Dichloropropane	ND	39	38.4	98	33.2	85	15	60-130/30	
142-28-9	1,3-Dichloropropane	ND	39	41.7	107	35.7	91	16	60-130/30	
108-20-3	Di-Isopropyl ether	ND	39	39.2	101	33.0	84	17	60-130/30	
594-20-7	2,2-Dichloropropane	ND	39	32.9	84	27.4	70	18	60-130/30	
124-48-1	Dibromochloromethane	ND	39	44.8	115	38.8	99	14	60-130/30	
75-71-8	Dichlorodifluoromethane	ND	39	37.1	95	29.3	75	23	60-130/30	
156-59-2	cis-1,2-Dichloroethylene	ND	39	38.0	97	32.1	82	17	60-130/30	
10061-01-5	cis-1,3-Dichloropropene	ND	39	40.2	103	34.3	87	16	60-130/30	
541-73-1	m-Dichlorobenzene	ND	39	39.0	100	33.9	86	14	60-130/30	
95-50-1	o-Dichlorobenzene	ND	39	40.3	103	35.2	90	14	60-130/30	
106-46-7	p-Dichlorobenzene	ND	39	38.8	100	33.9	86	13	60-130/30	
156-60-5	trans-1,2-Dichloroethylene	ND	39	37.3	96	31.5	80	17	60-130/30	
10061-02-6	trans-1,3-Dichloropropene	ND	39	39.8	102	34.5	88	14	60-130/30	
100-41-4	Ethylbenzene	ND	39	38.5	99	33.4	85	14	60-130/30	
637-92-3	Ethyl tert-Butyl Ether	ND	39	37.2	95	31.1	79	18	60-130/30	

4.3.2  
4



# Matrix Spike/Matrix Spike Duplicate Summary

**Job Number:** C17096  
**Account:** IRISECAO Iris Environmental  
**Project:** Romic Soil Investigation(Romic EPA) - 2081 Bay Road,East Palo Alto,CA

Sample	File ID	DF	Analyzed	By	Prep Date	Prep Batch	Analytical Batch
C17104-1MS	M26195.D	1	08/03/11	TN	n/a	n/a	VM834
C17104-1MSD	M26196.D	1	08/03/11	TN	n/a	n/a	VM834
C17104-1	M26186.D	1	08/03/11	TN	n/a	n/a	VM834

The QC reported here applies to the following samples:

Method: SW846 8260B

C17096-12, C17096-16, C17096-20, C17096-28

CAS No.	Compound	C17104-1 ug/kg	Spike Q	ug/kg	MS ug/kg	MS %	MSD ug/kg	MSD %	RPD	Limits Rec/RPD
591-78-6	2-Hexanone	ND		156	153	98	129	82	17	60-130/30
87-68-3	Hexachlorobutadiene	ND		39	28.3	73	27.5	70	3	60-130/30
98-82-8	Isopropylbenzene	ND		39	37.5	96	33.4	85	12	60-130/30
99-87-6	p-Isopropyltoluene	1.7	J	39	34.8	85	31.5	76	10	60-130/30
108-10-1	4-Methyl-2-pentanone	ND		156	155	99	130	83	18	60-130/30
74-83-9	Methyl bromide	ND		39	50.6	130	41.9	107	19	60-130/30
74-87-3	Methyl chloride	ND		39	35.3	91	31.0	79	13	60-130/30
74-95-3	Methylene bromide	ND		39	42.2	108	36.3	93	15	60-130/30
75-09-2	Methylene chloride	ND		39	35.7	92	30.5	78	16	60-130/30
78-93-3	Methyl ethyl ketone	ND		156	162	104	134	85	19	60-130/30
1634-04-4	Methyl Tert Butyl Ether	ND		39	39.1	100	32.9	84	17	60-130/30
91-20-3	Naphthalene	ND		39	41.4	106	36.2	92	13	60-130/30
103-65-1	n-Propylbenzene	ND		39	34.5	88	30.3	77	13	60-130/30
100-42-5	Styrene	ND		39	41.6	107	36.0	92	14	60-130/30
994-05-8	Tert-Amyl Methyl Ether	ND		39	39.6	102	33.1	84	18	60-130/30
75-65-0	Tert Butyl Alcohol	ND		195	196	101	159	81	21	60-130/30
630-20-6	1,1,1,2-Tetrachloroethane	ND		39	42.0	108	36.4	93	14	60-130/30
71-55-6	1,1,1-Trichloroethane	ND		39	36.2	93	30.0	77	19	60-130/30
79-00-5	1,1,2-Trichloroethane	ND		39	38.5	99	32.3	82	18	60-130/30
87-61-6	1,2,3-Trichlorobenzene	ND		39	36.2	93	33.3	85	8	60-130/30
96-18-4	1,2,3-Trichloropropane	ND		39	40.8	105	35.0	89	15	60-130/30
120-82-1	1,2,4-Trichlorobenzene	ND		39	35.1	90	31.7	81	10	60-130/30
95-63-6	1,2,4-Trimethylbenzene	ND		39	36.0	92	31.8	81	12	60-130/30
108-67-8	1,3,5-Trimethylbenzene	ND		39	35.7	92	31.7	81	12	60-130/30
127-18-4	Tetrachloroethylene	ND		39	68.8	176* a	60.4	154* a	13	60-130/30
108-88-3	Toluene	ND		39	40.8	105	35.2	90	15	60-130/30
79-01-6	Trichloroethylene	ND		39	76.8	197* a	66.5	170* a	14	60-130/30
75-69-4	Trichlorofluoromethane	ND		39	46.3	119	38.2	97	19	60-130/30
75-01-4	Vinyl chloride	ND		39	48.8	125	39.7	101	21	60-130/30
1330-20-7	Xylene (total)	ND		117	120	103	104	88	14	60-130/30

CAS No.	Surrogate Recoveries	MS	MSD	C17104-1	Limits
1868-53-7	Dibromofluoromethane	76%	76%	77%	60-130%
2037-26-5	Toluene-D8	100%	100%	104%	60-130%

# Matrix Spike/Matrix Spike Duplicate Summary

**Job Number:** C17096  
**Account:** IRISECAO Iris Environmental  
**Project:** Romic Soil Investigation(Romic EPA) - 2081 Bay Road,East Palo Alto,CA

Sample	File ID	DF	Analyzed	By	Prep Date	Prep Batch	Analytical Batch
C17104-1MS	M26195.D	1	08/03/11	TN	n/a	n/a	VM834
C17104-1MSD	M26196.D	1	08/03/11	TN	n/a	n/a	VM834
C17104-1	M26186.D	1	08/03/11	TN	n/a	n/a	VM834

The QC reported here applies to the following samples:

Method: SW846 8260B

C17096-12, C17096-16, C17096-20, C17096-28

CAS No.	Surrogate Recoveries	MS	MSD	C17104-1	Limits
460-00-4	4-Bromofluorobenzene	101%	100%	101%	60-130%

(a) Outside laboratory control limits.

4.3.2  
4

## GC/MS Semi-volatiles

5

### QC Data Summaries

---

Includes the following where applicable:

- Method Blank Summaries
- Blank Spike Summaries
- Matrix Spike and Duplicate Summaries

## Method Blank Summary

**Job Number:** C17096  
**Account:** IRISECAO Iris Environmental  
**Project:** Romic Soil Investigation(Romic EPA) - 2081 Bay Road,East Palo Alto,CA

Sample	File ID	DF	Analyzed	By	Prep Date	Prep Batch	Analytical Batch
OP4289-MB	Y8987.D	1	07/23/11	MT	07/23/11	OP4289	EY428

The QC reported here applies to the following samples:

Method: SW846 8270C

C17096-6, C17096-12, C17096-15, C17096-18, C17096-21, C17096-26

CAS No.	Compound	Result	RL	MDL	Units	Q
65-85-0	Benzoic acid	ND	1000	890	ug/kg	
95-57-8	2-Chlorophenol	ND	1000	680	ug/kg	
59-50-7	4-Chloro-3-methyl phenol	ND	500	420	ug/kg	
120-83-2	2,4-Dichlorophenol	ND	500	140	ug/kg	
105-67-9	2,4-Dimethylphenol	ND	500	150	ug/kg	
51-28-5	2,4-Dinitrophenol	ND	2500	850	ug/kg	
534-52-1	4,6-Dinitro-o-cresol	ND	2000	1000	ug/kg	
95-48-7	2-Methylphenol	ND	500	170	ug/kg	
	3&4-Methylphenol	ND	500	150	ug/kg	
88-75-5	2-Nitrophenol	ND	500	130	ug/kg	
100-02-7	4-Nitrophenol	ND	2000	1200	ug/kg	
87-86-5	Pentachlorophenol	ND	500	420	ug/kg	
108-95-2	Phenol	ND	2000	1300	ug/kg	
95-95-4	2,4,5-Trichlorophenol	ND	500	120	ug/kg	
88-06-2	2,4,6-Trichlorophenol	ND	500	160	ug/kg	
83-32-9	Acenaphthene	ND	1000	500	ug/kg	
208-96-8	Acenaphthylene	ND	500	200	ug/kg	
62-53-3	Aniline	ND	500	140	ug/kg	
120-12-7	Anthracene	ND	500	100	ug/kg	
103-33-3	Azobenzene	ND	500	170	ug/kg	
92-87-5	Benzidine	ND	2500	730	ug/kg	
56-55-3	Benzo(a)anthracene	ND	500	70	ug/kg	
50-32-8	Benzo(a)pyrene	ND	500	90	ug/kg	
205-99-2	Benzo(b)fluoranthene	ND	500	60	ug/kg	
191-24-2	Benzo(g,h,i)perylene	ND	500	150	ug/kg	
207-08-9	Benzo(k)fluoranthene	ND	500	120	ug/kg	
101-55-3	4-Bromophenyl phenyl ether	ND	500	150	ug/kg	
85-68-7	Butyl benzyl phthalate	ND	500	110	ug/kg	
100-51-6	Benzyl Alcohol	ND	1000	160	ug/kg	
91-58-7	2-Chloronaphthalene	ND	500	180	ug/kg	
106-47-8	4-Chloroaniline	ND	500	140	ug/kg	
86-74-8	Carbazole	ND	500	80	ug/kg	
218-01-9	Chrysene	ND	500	100	ug/kg	
111-91-1	bis(2-Chloroethoxy)methane	ND	500	180	ug/kg	
111-44-4	bis(2-Chloroethyl)ether	ND	500	230	ug/kg	
108-60-1	bis(2-Chloroisopropyl)ether	ND	500	270	ug/kg	

## Method Blank Summary

**Job Number:** C17096  
**Account:** IRISECAO Iris Environmental  
**Project:** Romic Soil Investigation(Romic EPA) - 2081 Bay Road,East Palo Alto,CA

Sample	File ID	DF	Analyzed	By	Prep Date	Prep Batch	Analytical Batch
OP4289-MB	Y8987.D	1	07/23/11	MT	07/23/11	OP4289	EY428

The QC reported here applies to the following samples:

Method: SW846 8270C

C17096-6, C17096-12, C17096-15, C17096-18, C17096-21, C17096-26

CAS No.	Compound	Result	RL	MDL	Units	Q
7005-72-3	4-Chlorophenyl phenyl ether	ND	500	190	ug/kg	
95-50-1	1,2-Dichlorobenzene	ND	500	160	ug/kg	
541-73-1	1,3-Dichlorobenzene	ND	500	150	ug/kg	
106-46-7	1,4-Dichlorobenzene	ND	500	420	ug/kg	
121-14-2	2,4-Dinitrotoluene	ND	500	460	ug/kg	
606-20-2	2,6-Dinitrotoluene	ND	1000	320	ug/kg	
91-94-1	3,3'-Dichlorobenzidine	ND	2500	140	ug/kg	
53-70-3	Dibenzo(a,h)anthracene	ND	500	130	ug/kg	
132-64-9	Dibenzofuran	ND	500	160	ug/kg	
122-39-4	Diphenylamine	ND	500	120	ug/kg	
84-74-2	Di-n-butyl phthalate	ND	500	100	ug/kg	
117-84-0	Di-n-octyl phthalate	ND	500	130	ug/kg	
84-66-2	Diethyl phthalate	ND	500	170	ug/kg	
131-11-3	Dimethyl phthalate	ND	500	180	ug/kg	
117-81-7	bis(2-Ethylhexyl)phthalate	ND	500	220	ug/kg	
206-44-0	Fluoranthene	ND	500	100	ug/kg	
86-73-7	Fluorene	ND	500	180	ug/kg	
118-74-1	Hexachlorobenzene	ND	500	130	ug/kg	
87-68-3	Hexachlorobutadiene	ND	500	190	ug/kg	
77-47-4	Hexachlorocyclopentadiene	ND	500	140	ug/kg	
67-72-1	Hexachloroethane	ND	500	160	ug/kg	
193-39-5	Indeno(1,2,3-cd)pyrene	ND	500	140	ug/kg	
78-59-1	Isophorone	ND	500	170	ug/kg	
90-12-0	1-Methylnaphthalene	ND	500	160	ug/kg	
91-57-6	2-Methylnaphthalene	ND	500	160	ug/kg	
88-74-4	2-Nitroaniline	ND	500	120	ug/kg	
99-09-2	3-Nitroaniline	ND	500	120	ug/kg	
100-01-6	4-Nitroaniline	ND	500	300	ug/kg	
91-20-3	Naphthalene	ND	500	170	ug/kg	
98-95-3	Nitrobenzene	ND	500	160	ug/kg	
62-75-9	N-Nitrosodimethylamine	ND	5000	2200	ug/kg	
621-64-7	N-Nitroso-di-n-propylamine	ND	1000	550	ug/kg	
85-01-8	Phenanthrene	ND	500	110	ug/kg	
129-00-0	Pyrene	ND	1000	680	ug/kg	
110-86-1	Pyridine	ND	2000	220	ug/kg	
120-82-1	1,2,4-Trichlorobenzene	ND	500	340	ug/kg	

## Method Blank Summary

**Job Number:** C17096  
**Account:** IRISECAO Iris Environmental  
**Project:** Romic Soil Investigation(Romic EPA) - 2081 Bay Road,East Palo Alto,CA

Sample	File ID	DF	Analyzed	By	Prep Date	Prep Batch	Analytical Batch
OP4289-MB	Y8987.D	1	07/23/11	MT	07/23/11	OP4289	EY428

The QC reported here applies to the following samples:

Method: SW846 8270C

C17096-6, C17096-12, C17096-15, C17096-18, C17096-21, C17096-26

CAS No.	Surrogate Recoveries		Limits
367-12-4	2-Fluorophenol	72%	20-100%
4165-62-2	Phenol-d5	73%	20-100%
118-79-6	2,4,6-Tribromophenol	73%	30-100%
4165-60-0	Nitrobenzene-d5	70%	20-100%
321-60-8	2-Fluorobiphenyl	71%	20-106%
1718-51-0	Terphenyl-d14	96%	55-130%

# Blank Spike/Blank Spike Duplicate Summary

**Job Number:** C17096  
**Account:** IRISECAO Iris Environmental  
**Project:** Romic Soil Investigation(Romic EPA) - 2081 Bay Road,East Palo Alto,CA

Sample	File ID	DF	Analyzed	By	Prep Date	Prep Batch	Analytical Batch
OP4289-BS	Y8977.D	1	07/23/11	MT	07/23/11	OP4289	EY428
OP4289-BSD	Y8978.D	1	07/23/11	MT	07/23/11	OP4289	EY428

**The QC reported here applies to the following samples:** **Method:** SW846 8270C

C17096-6, C17096-12, C17096-15, C17096-18, C17096-21, C17096-26

CAS No.	Compound	Spike ug/kg	BSP ug/kg	BSP %	BSD ug/kg	BSD %	RPD	Limits Rec/RPD
65-85-0	Benzoic acid	5000	4410	88	4490	90	2	24-116/30
95-57-8	2-Chlorophenol	2500	1810	72	1870	75	3	31-130/30
59-50-7	4-Chloro-3-methyl phenol	2500	1950	78	2070	83	6	35-117/30
120-83-2	2,4-Dichlorophenol	2500	1890	76	1930	77	2	40-111/30
105-67-9	2,4-Dimethylphenol	2500	1890	76	1840	74	3	29-109/30
51-28-5	2,4-Dinitrophenol	2500	2660	106	2530	101	5	19-117/30
534-52-1	4,6-Dinitro-o-cresol	2500	2290	92	2300	92	0	28-119/30
95-48-7	2-Methylphenol	2500	1800	72	1860	74	3	33-114/30
	3&4-Methylphenol	2500	1790	72	1860	74	4	34-115/30
88-75-5	2-Nitrophenol	2500	1750	70	1840	74	5	20-116/30
100-02-7	4-Nitrophenol	2500	2480	99	2520	101	2	6-114/30
87-86-5	Pentachlorophenol	2500	2810	112	2810	112	0	10-115/30
108-95-2	Phenol	2500	1870	75	1880	75	1	28-122/30
95-95-4	2,4,5-Trichlorophenol	2500	2040	82	2120	85	4	30-111/30
88-06-2	2,4,6-Trichlorophenol	2500	2030	81	2070	83	2	30-110/30
83-32-9	Acenaphthene	2500	1910	76	1920	77	1	34-129/30
208-96-8	Acenaphthylene	2500	1990	80	2030	81	2	38-118/30
62-53-3	Aniline	2500	1590	64	1590	64	0	28-112/30
120-12-7	Anthracene	2500	2280	91	2260	90	1	41-114/30
103-33-3	Azobenzene	2500	2100	84	2150	86	2	28-114/30
92-87-5	Benzidine	5000	2740	55	2380	48	14	10-156/30
56-55-3	Benzo(a)anthracene	2500	2430	97	2480	99	2	40-116/30
50-32-8	Benzo(a)pyrene	2500	2470	99	2500	100	1	39-112/30
205-99-2	Benzo(b)fluoranthene	2500	2390	96	2440	98	2	40-117/30
191-24-2	Benzo(g,h,i)perylene	2500	2380	95	2450	98	3	36-113/30
207-08-9	Benzo(k)fluoranthene	2500	2470	99	2550	102	3	41-117/30
101-55-3	4-Bromophenyl phenyl ether	2500	2080	83	2130	85	2	30-114/30
85-68-7	Butyl benzyl phthalate	2500	2620	105	2680	107	2	27-110/30
100-51-6	Benzyl Alcohol	2500	2260	90	2360	94	4	31-112/30
91-58-7	2-Chloronaphthalene	2500	1890	76	1950	78	3	37-115/30
106-47-8	4-Chloroaniline	2500	1650	66	1720	69	4	29-95/30
86-74-8	Carbazole	2500	2370	95	2360	94	0	40-116/30
218-01-9	Chrysene	2500	2400	96	2490	100	4	40-117/30
111-91-1	bis(2-Chloroethoxy)methane	2500	1890	76	1960	78	4	31-99/30
111-44-4	bis(2-Chloroethyl)ether	2500	1710	68	1720	69	1	30-106/30
108-60-1	bis(2-Chloroisopropyl)ether	2500	1790	72	1860	74	4	24-104/30

5.2.1  
5

# Blank Spike/Blank Spike Duplicate Summary

**Job Number:** C17096  
**Account:** IRISECAO Iris Environmental  
**Project:** Romic Soil Investigation(Romic EPA) - 2081 Bay Road,East Palo Alto,CA

Sample	File ID	DF	Analyzed	By	Prep Date	Prep Batch	Analytical Batch
OP4289-BS	Y8977.D	1	07/23/11	MT	07/23/11	OP4289	EY428
OP4289-BSD	Y8978.D	1	07/23/11	MT	07/23/11	OP4289	EY428

**The QC reported here applies to the following samples:** **Method:** SW846 8270C

C17096-6, C17096-12, C17096-15, C17096-18, C17096-21, C17096-26

CAS No.	Compound	Spike ug/kg	BSP ug/kg	BSP %	BSD ug/kg	BSD %	RPD	Limits Rec/RPD
7005-72-3	4-Chlorophenyl phenyl ether	2500	1980	79	1990	80	1	30-111/30
95-50-1	1,2-Dichlorobenzene	2500	1670	67	1740	70	4	27-111/30
541-73-1	1,3-Dichlorobenzene	2500	1610	64	1660	66	3	25-116/30
106-46-7	1,4-Dichlorobenzene	2500	1670	67	1700	68	2	27-120/30
121-14-2	2,4-Dinitrotoluene	2500	2210	88	2230	89	1	27-114/30
606-20-2	2,6-Dinitrotoluene	2500	2140	86	2110	84	1	27-114/30
91-94-1	3,3'-Dichlorobenzidine	5000	4690	94	4910	98	5	24-118/30
53-70-3	Dibenzo(a,h)anthracene	2500	2330	93	2390	96	3	37-115/30
132-64-9	Dibenzofuran	2500	2010	80	2070	83	3	28-113/30
122-39-4	Diphenylamine	2500	2160	86	2160	86	0	23-117/30
84-74-2	Di-n-butyl phthalate	2500	2460	98	2520	101	2	29-115/30
117-84-0	Di-n-octyl phthalate	2500	2550	102	2620	105	3	29-127/30
84-66-2	Diethyl phthalate	2500	2500	100	2440	98	2	29-116/30
131-11-3	Dimethyl phthalate	2500	2110	84	2140	86	1	30-110/30
117-81-7	bis(2-Ethylhexyl)phthalate	2500	2550	102	2650	106	4	27-121/30
206-44-0	Fluoranthene	2500	2380	95	2400	96	1	40-120/30
86-73-7	Fluorene	2500	1980	79	2050	82	3	40-119/30
118-74-1	Hexachlorobenzene	2500	2090	84	2080	83	0	28-113/30
87-68-3	Hexachlorobutadiene	2500	1960	78	1990	80	2	29-115/30
77-47-4	Hexachlorocyclopentadiene	2500	1470	59	1500	60	2	26-114/30
67-72-1	Hexachloroethane	2500	1630	65	1720	69	5	24-109/30
193-39-5	Indeno(1,2,3-cd)pyrene	2500	2390	96	2320	93	3	37-114/30
78-59-1	Isophorone	2500	1760	70	1830	73	4	28-117/30
90-12-0	1-Methylnaphthalene	2500	1770	71	1830	73	3	25-113/30
91-57-6	2-Methylnaphthalene	2500	1820	73	1880	75	3	27-113/30
88-74-4	2-Nitroaniline	2500	2090	84	2140	86	2	23-116/30
99-09-2	3-Nitroaniline	2500	2030	81	2050	82	1	29-115/30
100-01-6	4-Nitroaniline	2500	2220	89	2250	90	1	29-114/30
91-20-3	Naphthalene	2500	1820	73	1870	75	3	24-113/30
98-95-3	Nitrobenzene	2500	1810	72	1860	74	3	23-112/30
62-75-9	N-Nitrosodimethylamine	2500	1700	66	1700	68	3	20-108/30
621-64-7	N-Nitroso-di-n-propylamine	2500	1800	72	1870	75	4	26-127/30
85-01-8	Phenanthrene	2500	2250	90	2240	90	0	41-113/30
129-00-0	Pyrene	2500	2390	96	2430	97	2	45-134/30
110-86-1	Pyridine	2500	1260	50	1260	50	0	20-78/30
120-82-1	1,2,4-Trichlorobenzene	2500	1690	68	1730	69	2	31-122/30

5.2.1  
5



# Blank Spike/Blank Spike Duplicate Summary

**Job Number:** C17096  
**Account:** IRISECAO Iris Environmental  
**Project:** Romic Soil Investigation(Romic EPA) - 2081 Bay Road,East Palo Alto,CA

Sample	File ID	DF	Analyzed	By	Prep Date	Prep Batch	Analytical Batch
OP4289-BS	Y8977.D	1	07/23/11	MT	07/23/11	OP4289	EY428
OP4289-BSD	Y8978.D	1	07/23/11	MT	07/23/11	OP4289	EY428

The QC reported here applies to the following samples:

Method: SW846 8270C

C17096-6, C17096-12, C17096-15, C17096-18, C17096-21, C17096-26

CAS No.	Surrogate Recoveries	BSP	BSD	Limits
367-12-4	2-Fluorophenol	72%	74%	20-100%
4165-62-2	Phenol-d5	73%	76%	20-100%
118-79-6	2,4,6-Tribromophenol	87%	87%	30-100%
4165-60-0	Nitrobenzene-d5	71%	74%	20-100%
321-60-8	2-Fluorobiphenyl	74%	77%	20-106%
1718-51-0	Terphenyl-d14	97%	99%	55-130%

5.2.1  
5

# Matrix Spike/Matrix Spike Duplicate Summary

**Job Number:** C17096  
**Account:** IRISECAO Iris Environmental  
**Project:** Romic Soil Investigation(Romic EPA) - 2081 Bay Road,East Palo Alto,CA

Sample	File ID	DF	Analyzed	By	Prep Date	Prep Batch	Analytical Batch
OP4289-MS	Y8995.D	1	07/24/11	MT	07/23/11	OP4289	EY429
OP4289-MSD	Y8996.D	1	07/24/11	MT	07/23/11	OP4289	EY429
C17096-26	Y8994.D	1	07/24/11	MT	07/23/11	OP4289	EY429

The QC reported here applies to the following samples:

Method: SW846 8270C

C17096-6, C17096-12, C17096-15, C17096-18, C17096-21, C17096-26

CAS No.	Compound	C17096-26 ug/kg	Spike Q ug/kg	MS ug/kg	MS %	MSD ug/kg	MSD %	RPD	Limits Rec/RPD
65-85-0	Benzoic acid	ND	4850	3050	63	3590	74	16	24-116/36
95-57-8	2-Chlorophenol	ND	2430	1930	80	1870	77	3	31-130/31
59-50-7	4-Chloro-3-methyl phenol	ND	2430	2030	84	2030	84	0	35-117/38
120-83-2	2,4-Dichlorophenol	ND	2430	1940	80	1900	78	2	40-111/30
105-67-9	2,4-Dimethylphenol	ND	2430	1850	76	1870	77	1	29-109/31
51-28-5	2,4-Dinitrophenol	ND	2430	370	15* a	520	21	34	19-117/40
534-52-1	4,6-Dinitro-o-cresol	ND	2430	410	17* a	540	22* a	28	28-119/37
95-48-7	2-Methylphenol	ND	2430	1930	80	1860	77	4	33-114/29
	3&4-Methylphenol	ND	2430	1930	80	1900	78	2	34-115/31
88-75-5	2-Nitrophenol	ND	2430	1660	68	1700	70	2	20-116/30
100-02-7	4-Nitrophenol	ND	2430	2270	94	2360	97	4	6-114/56
87-86-5	Pentachlorophenol	ND	2430	2520	104	2560	105	2	10-115/39
108-95-2	Phenol	ND	2430	1970	81	1950	80	1	28-122/38
95-95-4	2,4,5-Trichlorophenol	ND	2430	2010	83	2050	84	2	30-111/28
88-06-2	2,4,6-Trichlorophenol	ND	2430	2030	84	2030	84	0	30-110/27
83-32-9	Acenaphthene	ND	2430	1840	76	1840	76	0	34-129/31
208-96-8	Acenaphthylene	ND	2430	1990	82	1970	81	1	38-118/30
62-53-3	Aniline	ND	2430	1610	66	1550	64	4	28-112/38
120-12-7	Anthracene	ND	2430	2190	90	2160	89	1	41-114/29
103-33-3	Azobenzene	ND	2430	2080	86	2110	87	1	28-114/27
92-87-5	Benzidine	ND	4850	1860	38	2180	45	16	10-156/50
56-55-3	Benzo(a)anthracene	ND	2430	2340	96	2270	94	3	40-116/31
50-32-8	Benzo(a)pyrene	ND	2430	2320	96	2290	94	1	39-112/32
205-99-2	Benzo(b)fluoranthene	ND	2430	2320	96	2280	94	2	40-117/31
191-24-2	Benzo(g,h,i)perylene	ND	2430	2050	84	2070	85	1	36-113/32
207-08-9	Benzo(k)fluoranthene	ND	2430	2500	103	2520	104	1	41-117/30
101-55-3	4-Bromophenyl phenyl ether	ND	2430	2060	85	2050	84	0	30-114/26
85-68-7	Butyl benzyl phthalate	ND	2430	2720	112* b	2650	109	3	27-110/28
100-51-6	Benzyl Alcohol	ND	2430	2380	98	2330	96	2	31-112/34
91-58-7	2-Chloronaphthalene	ND	2430	1900	78	1910	79	1	37-115/28
106-47-8	4-Chloroaniline	ND	2430	1630	67	1610	66	1	29-95/34
86-74-8	Carbazole	ND	2430	2270	94	2200	91	3	40-116/30
218-01-9	Chrysene	ND	2430	2320	96	2260	93	3	40-117/31
111-91-1	bis(2-Chloroethoxy)methane	ND	2430	1940	80	1940	80	0	31-99/30
111-44-4	bis(2-Chloroethyl)ether	ND	2430	1830	75	1800	74	2	30-106/33
108-60-1	bis(2-Chloroisopropyl)ether	ND	2430	1910	79	1830	75	4	24-104/32

5.3.1  
5

# Matrix Spike/Matrix Spike Duplicate Summary

**Job Number:** C17096  
**Account:** IRISECAO Iris Environmental  
**Project:** Romc Soil Investigation(Romc EPA) - 2081 Bay Road,East Palo Alto,CA

Sample	File ID	DF	Analyzed	By	Prep Date	Prep Batch	Analytical Batch
OP4289-MS	Y8995.D	1	07/24/11	MT	07/23/11	OP4289	EY429
OP4289-MSD	Y8996.D	1	07/24/11	MT	07/23/11	OP4289	EY429
C17096-26	Y8994.D	1	07/24/11	MT	07/23/11	OP4289	EY429

The QC reported here applies to the following samples:

Method: SW846 8270C

C17096-6, C17096-12, C17096-15, C17096-18, C17096-21, C17096-26

CAS No.	Compound	C17096-26 ug/kg	Spike Q	ug/kg	MS ug/kg	MS %	MSD ug/kg	MSD %	RPD	Limits Rec/RPD
7005-72-3	4-Chlorophenyl phenyl ether	ND		2430	1990	82	1980	82	1	30-111/26
95-50-1	1,2-Dichlorobenzene	ND		2430	1800	74	1730	71	4	27-111/35
541-73-1	1,3-Dichlorobenzene	ND		2430	1720	71	1620	67	6	25-116/36
106-46-7	1,4-Dichlorobenzene	ND		2430	1770	73	1690	70	5	27-120/30
121-14-2	2,4-Dinitrotoluene	ND		2430	2070	85	2040	84	1	27-114/38
606-20-2	2,6-Dinitrotoluene	ND		2430	2010	83	2030	84	1	27-114/30
91-94-1	3,3'-Dichlorobenzidine	ND		4850	4570	94	4490	92	2	24-118/31
53-70-3	Dibenzo(a,h)anthracene	ND		2430	2030	84	2010	83	1	37-115/29
132-64-9	Dibenzofuran	ND		2430	1980	82	2010	83	2	28-113/27
122-39-4	Diphenylamine	ND		2430	2080	86	2100	87	1	23-117/28
84-74-2	Di-n-butyl phthalate	ND		2430	2370	98	2340	96	1	29-115/27
117-84-0	Di-n-octyl phthalate	ND		2430	2690	111	2640	109	2	29-127/28
84-66-2	Diethyl phthalate	ND		2430	2170	89	2180	90	0	29-116/27
131-11-3	Dimethyl phthalate	ND		2430	2030	84	2050	84	1	30-110/26
117-81-7	bis(2-Ethylhexyl)phthalate	ND		2430	2520	104	2410	99	4	27-121/29
206-44-0	Fluoranthene	ND		2430	2250	93	2210	91	2	40-120/32
86-73-7	Fluorene	ND		2430	2020	83	2010	83	0	40-119/30
118-74-1	Hexachlorobenzene	ND		2430	2000	82	1980	82	1	28-113/27
87-68-3	Hexachlorobutadiene	ND		2430	2060	85	2040	84	1	29-115/33
77-47-4	Hexachlorocyclopentadiene	ND		2430	684	28	492	20* a	33	26-114/41
67-72-1	Hexachloroethane	ND		2430	1740	72	1630	67	7	24-109/38
193-39-5	Indeno(1,2,3-cd)pyrene	ND		2430	1960	81	1980	82	1	37-114/33
78-59-1	Isophorone	ND		2430	1830	75	1840	76	1	28-117/30
90-12-0	1-Methylnaphthalene	ND		2430	1810	75	1830	75	1	25-113/33
91-57-6	2-Methylnaphthalene	ND		2430	1930	80	1890	78	2	27-113/32
88-74-4	2-Nitroaniline	ND		2430	2080	86	2090	86	0	23-116/29
99-09-2	3-Nitroaniline	ND		2430	1790	74	1760	73	2	29-115/31
100-01-6	4-Nitroaniline	ND		2430	2020	83	2070	85	2	29-114/31
91-20-3	Naphthalene	ND		2430	1900	78	1890	78	1	24-113/32
98-95-3	Nitrobenzene	ND		2430	1930	80	1840	76	5	23-112/32
62-75-9	N-Nitrosodimethylamine	ND		2430	1600	67	1600	65	3	20-108/34
621-64-7	N-Nitroso-di-n-propylamine	ND		2430	1890	78	1860	77	2	26-127/43
85-01-8	Phenanthrene	ND		2430	2160	89	2110	87	2	41-113/32
129-00-0	Pyrene	ND		2430	2640	109	2510	103	5	45-134/33
110-86-1	Pyridine	ND		2430	1180	49	1140	47	3	20-78/38
120-82-1	1,2,4-Trichlorobenzene	ND		2430	1790	74	1740	72	3	31-122/44

5.3.1  
 5

# Matrix Spike/Matrix Spike Duplicate Summary

**Job Number:** C17096  
**Account:** IRISECAO Iris Environmental  
**Project:** Romic Soil Investigation(Romic EPA) - 2081 Bay Road,East Palo Alto,CA

Sample	File ID	DF	Analyzed	By	Prep Date	Prep Batch	Analytical Batch
OP4289-MS	Y8995.D	1	07/24/11	MT	07/23/11	OP4289	EY429
OP4289-MSD	Y8996.D	1	07/24/11	MT	07/23/11	OP4289	EY429
C17096-26	Y8994.D	1	07/24/11	MT	07/23/11	OP4289	EY429

The QC reported here applies to the following samples:

Method: SW846 8270C

C17096-6, C17096-12, C17096-15, C17096-18, C17096-21, C17096-26

CAS No.	Surrogate Recoveries	MS	MSD	C17096-26	Limits
367-12-4	2-Fluorophenol	78%	75%	67%	20-100%
4165-62-2	Phenol-d5	79%	77%	68%	20-100%
118-79-6	2,4,6-Tribromophenol	87%	86%	78%	30-100%
4165-60-0	Nitrobenzene-d5	78%	76%	67%	20-100%
321-60-8	2-Fluorobiphenyl	77%	76%	67%	20-106%
1718-51-0	Terphenyl-d14	104%	100%	91%	55-130%

(a) Outside control limits due to matrix interference.

(b) Outside laboratory control limits (high bias).

5.3.1  
5

## GC Volatiles

---

## QC Data Summaries

---

Includes the following where applicable:

- Method Blank Summaries
- Blank Spike Summaries
- Matrix Spike and Duplicate Summaries

## Method Blank Summary

**Job Number:** C17096  
**Account:** IRISECAO Iris Environmental  
**Project:** Romic Soil Investigation(Romic EPA) - 2081 Bay Road,East Palo Alto,CA

Sample	File ID	DF	Analyzed	By	Prep Date	Prep Batch	Analytical Batch
GJK889-MB	JK21560.D	1	08/03/11	TT	n/a	n/a	GJK889

The QC reported here applies to the following samples:

Method: SW846 8015B

C17096-6, C17096-12, C17096-15, C17096-18, C17096-21, C17096-26

CAS No.	Compound	Result	RL	MDL	Units	Q
	TPH-GRO (C6-C10)	ND	0.10	0.050	mg/kg	

CAS No.	Surrogate Recoveries	Limits
98-08-8	aaa-Trifluorotoluene	86% 60-157%

# Blank Spike/Blank Spike Duplicate Summary

**Job Number:** C17096  
**Account:** IRISECAO Iris Environmental  
**Project:** Romic Soil Investigation(Romic EPA) - 2081 Bay Road,East Palo Alto,CA

Sample	File ID	DF	Analyzed	By	Prep Date	Prep Batch	Analytical Batch
GJK889-BS	JK21558.D	1	08/03/11	TT	n/a	n/a	GJK889
GJK889-BSD	JK21559.D	1	08/03/11	TT	n/a	n/a	GJK889

The QC reported here applies to the following samples: Method: SW846 8015B

C17096-6, C17096-12, C17096-15, C17096-18, C17096-21, C17096-26

CAS No.	Compound	Spike mg/kg	BSP mg/kg	BSP %	BSD mg/kg	BSD %	RPD	Limits Rec/RPD
	TPH-GRO (C6-C10)	0.5	0.526	105	0.509	102	3	65-135/30

CAS No.	Surrogate Recoveries	BSP	BSD	Limits
98-08-8	aaa-Trifluorotoluene	116%	116%	60-157%

6.2.1  
6

# Matrix Spike/Matrix Spike Duplicate Summary

**Job Number:** C17096  
**Account:** IRISECAO Iris Environmental  
**Project:** Romic Soil Investigation(Romic EPA) - 2081 Bay Road,East Palo Alto,CA

Sample	File ID	DF	Analyzed	By	Prep Date	Prep Batch	Analytical Batch
C17096-18MS	JK21574.D	1	08/03/11	TT	n/a	n/a	GJK889
C17096-18MSD	JK21575.D	1	08/03/11	TT	n/a	n/a	GJK889
C17096-18	JK21562.D	1	08/03/11	TT	n/a	n/a	GJK889

The QC reported here applies to the following samples: Method: SW846 8015B

C17096-6, C17096-12, C17096-15, C17096-18, C17096-21, C17096-26

CAS No.	Compound	C17096-18 mg/kg	Spike Q mg/kg	MS mg/kg	MS %	MSD mg/kg	MSD %	RPD	Limits Rec/RPD
	TPH-GRO (C6-C10)	0.125	0.471	0.536	87	0.876	163*	48*	65-135/25

CAS No.	Surrogate Recoveries	MS	MSD	C17096-18	Limits
98-08-8	aaa-Trifluorotoluene	88%	87%	89%	60-157%

6.3.1  
6



## GC Semi-volatiles

---

### QC Data Summaries

---

Includes the following where applicable:

- Method Blank Summaries
- Blank Spike Summaries
- Matrix Spike and Duplicate Summaries

# Method Blank Summary

**Job Number:** C17096  
**Account:** IRISECAO Iris Environmental  
**Project:** Romic Soil Investigation(Romic EPA) - 2081 Bay Road,East Palo Alto,CA

Sample	File ID	DF	Analyzed	By	Prep Date	Prep Batch	Analytical Batch
OP4280-MB	OO22810.D	1	07/27/11	RV	07/22/11	OP4280	G00729

**The QC reported here applies to the following samples:** **Method:** SW846 8081A

C17096-6, C17096-12, C17096-15, C17096-18

CAS No.	Compound	Result	RL	MDL	Units	Q
309-00-2	Aldrin	ND	25	10	ug/kg	
319-84-6	alpha-BHC	ND	25	11	ug/kg	
319-85-7	beta-BHC	ND	25	3.5	ug/kg	
319-86-8	delta-BHC	ND	25	3.5	ug/kg	
58-89-9	gamma-BHC (Lindane)	ND	25	7.5	ug/kg	
12789-03-6	Chlordane	ND	100	100	ug/kg	
60-57-1	Dieldrin	ND	25	3.0	ug/kg	
72-54-8	4,4' -DDD	ND	25	3.5	ug/kg	
72-55-9	4,4' -DDE	ND	25	3.0	ug/kg	
50-29-3	4,4' -DDT	ND	25	3.0	ug/kg	
72-20-8	Endrin	ND	25	3.0	ug/kg	
7421-93-4	Endrin aldehyde	ND	25	6.0	ug/kg	
959-98-8	Endosulfan-I	ND	25	3.5	ug/kg	
33213-65-9	Endosulfan-II	ND	25	3.5	ug/kg	
1031-07-8	Endosulfan sulfate	ND	25	8.0	ug/kg	
76-44-8	Heptachlor	ND	25	6.0	ug/kg	
1024-57-3	Heptachlor epoxide	ND	25	4.0	ug/kg	
72-43-5	Methoxychlor	ND	25	3.5	ug/kg	
8001-35-2	Toxaphene	ND	100	100	ug/kg	

CAS No.	Surrogate Recoveries	Limits	
877-09-8	Tetrachloro-m-xylene	66%	35-132%
877-09-8	Tetrachloro-m-xylene	71%	35-132%
2051-24-3	Decachlorobiphenyl	83%	35-132%
2051-24-3	Decachlorobiphenyl	103%	35-132%

7.1.1  
7

# Method Blank Summary

**Job Number:** C17096  
**Account:** IRISECAO Iris Environmental  
**Project:** Romic Soil Investigation(Romic EPA) - 2081 Bay Road,East Palo Alto,CA

Sample	File ID	DF	Analyzed	By	Prep Date	Prep Batch	Analytical Batch
OP4294-MB	OO23019.D	1	07/31/11	RV	07/25/11	OP4294	G00733

The QC reported here applies to the following samples: Method: SW846 8081A

C17096-21, C17096-26

CAS No.	Compound	Result	RL	MDL	Units	Q
309-00-2	Aldrin	ND	25	10	ug/kg	
319-84-6	alpha-BHC	ND	25	11	ug/kg	
319-85-7	beta-BHC	ND	25	3.5	ug/kg	
319-86-8	delta-BHC	ND	25	3.5	ug/kg	
58-89-9	gamma-BHC (Lindane)	ND	25	7.5	ug/kg	
12789-03-6	Chlordane	ND	100	100	ug/kg	
60-57-1	Dieldrin	ND	25	3.0	ug/kg	
72-54-8	4,4' -DDD	ND	25	3.5	ug/kg	
72-55-9	4,4' -DDE	ND	25	3.0	ug/kg	
50-29-3	4,4' -DDT	ND	25	3.0	ug/kg	
72-20-8	Endrin	ND	25	3.0	ug/kg	
7421-93-4	Endrin aldehyde	ND	25	6.0	ug/kg	
959-98-8	Endosulfan-I	ND	25	3.5	ug/kg	
33213-65-9	Endosulfan-II	ND	25	3.5	ug/kg	
1031-07-8	Endosulfan sulfate	ND	25	8.0	ug/kg	
76-44-8	Heptachlor	ND	25	6.0	ug/kg	
1024-57-3	Heptachlor epoxide	ND	25	4.0	ug/kg	
72-43-5	Methoxychlor	ND	25	3.5	ug/kg	
8001-35-2	Toxaphene	ND	100	100	ug/kg	

CAS No.	Surrogate Recoveries	Limits	
877-09-8	Tetrachloro-m-xylene	60%	35-132%
877-09-8	Tetrachloro-m-xylene	71%	35-132%
2051-24-3	Decachlorobiphenyl	92%	35-132%
2051-24-3	Decachlorobiphenyl	107%	35-132%

7.1.2  
7

# Method Blank Summary

**Job Number:** C17096  
**Account:** IRISECAO Iris Environmental  
**Project:** Romic Soil Investigation(Romic EPA) - 2081 Bay Road,East Palo Alto,CA

Sample	File ID	DF	Analyzed	By	Prep Date	Prep Batch	Analytical Batch
OP4281-MB	PP20324.D	1	07/22/11	RV	07/22/11	OP4281	GPP689

**The QC reported here applies to the following samples:** **Method:** SW846 8082

C17096-6, C17096-12, C17096-15, C17096-18

CAS No.	Compound	Result	RL	MDL	Units	Q
12674-11-2	Aroclor 1016	ND	100	17	ug/kg	
11104-28-2	Aroclor 1221	ND	100	50	ug/kg	
11141-16-5	Aroclor 1232	ND	100	50	ug/kg	
53469-21-9	Aroclor 1242	ND	100	50	ug/kg	
12672-29-6	Aroclor 1248	ND	100	50	ug/kg	
11097-69-1	Aroclor 1254	ND	100	50	ug/kg	
11096-82-5	Aroclor 1260	ND	100	20	ug/kg	

CAS No.	Surrogate Recoveries	Limits	
877-09-8	Tetrachloro-m-xylene	70%	45-108%
877-09-8	Tetrachloro-m-xylene	73%	45-108%
2051-24-3	Decachlorobiphenyl	91%	54-121%
2051-24-3	Decachlorobiphenyl	81%	54-121%

7.1.3  
7

## Method Blank Summary

**Job Number:** C17096  
**Account:** IRISECAO Iris Environmental  
**Project:** Romic Soil Investigation(Romic EPA) - 2081 Bay Road,East Palo Alto,CA

Sample	File ID	DF	Analyzed	By	Prep Date	Prep Batch	Analytical Batch
OP4295-MB	PP20406.D	1	07/25/11	RV	07/25/11	OP4295	GPP691

The QC reported here applies to the following samples: Method: SW846 8082

C17096-26

CAS No.	Compound	Result	RL	MDL	Units	Q
12674-11-2	Aroclor 1016	ND	100	17	ug/kg	
11104-28-2	Aroclor 1221	ND	100	50	ug/kg	
11141-16-5	Aroclor 1232	ND	100	50	ug/kg	
53469-21-9	Aroclor 1242	ND	100	50	ug/kg	
12672-29-6	Aroclor 1248	ND	100	50	ug/kg	
11097-69-1	Aroclor 1254	ND	100	50	ug/kg	
11096-82-5	Aroclor 1260	ND	100	20	ug/kg	

CAS No.	Surrogate Recoveries	Limits	
877-09-8	Tetrachloro-m-xylene	73%	45-108%
877-09-8	Tetrachloro-m-xylene	70%	45-108%
2051-24-3	Decachlorobiphenyl	96%	54-121%
2051-24-3	Decachlorobiphenyl	99%	54-121%

7.1.4  
7

# Method Blank Summary

**Job Number:** C17096  
**Account:** IRISECAO Iris Environmental  
**Project:** Romic Soil Investigation(Romic EPA) - 2081 Bay Road,East Palo Alto,CA

Sample	File ID	DF	Analyzed	By	Prep Date	Prep Batch	Analytical Batch
OP4303-MB	PP20450.D	1	07/26/11	RV	07/25/11	OP4303	GPP691

The QC reported here applies to the following samples: Method: SW846 8082

C17096-21

CAS No.	Compound	Result	RL	MDL	Units	Q
12674-11-2	Aroclor 1016	ND	100	17	ug/kg	
11104-28-2	Aroclor 1221	ND	100	50	ug/kg	
11141-16-5	Aroclor 1232	ND	100	50	ug/kg	
53469-21-9	Aroclor 1242	ND	100	50	ug/kg	
12672-29-6	Aroclor 1248	ND	100	50	ug/kg	
11097-69-1	Aroclor 1254	ND	100	50	ug/kg	
11096-82-5	Aroclor 1260	ND	100	20	ug/kg	

CAS No.	Surrogate Recoveries	Limits	
877-09-8	Tetrachloro-m-xylene	62%	45-108%
877-09-8	Tetrachloro-m-xylene	58%	45-108%
2051-24-3	Decachlorobiphenyl	87%	54-121%
2051-24-3	Decachlorobiphenyl	82%	54-121%

7.1.5  
7

## Method Blank Summary

**Job Number:** C17096  
**Account:** IRISECAO Iris Environmental  
**Project:** Romic Soil Investigation(Romic EPA) - 2081 Bay Road,East Palo Alto,CA

Sample	File ID	DF	Analyzed	By	Prep Date	Prep Batch	Analytical Batch
OP4277-MB	HH15382.D	1	07/23/11	JH	07/21/11	OP4277	GHH527

The QC reported here applies to the following samples:

Method: SW846 8015B M

C17096-6, C17096-12, C17096-15, C17096-18, C17096-21

CAS No.	Compound	Result	RL	MDL	Units	Q
	TPH (C10-C28)	ND	10	5.0	mg/kg	
	TPH (> C28-C40)	ND	20	10	mg/kg	

CAS No.	Surrogate Recoveries	Limits
630-01-3	Hexacosane	69% 45-140%

# Method Blank Summary

**Job Number:** C17096  
**Account:** IRISECAO Iris Environmental  
**Project:** Romic Soil Investigation(Romic EPA) - 2081 Bay Road,East Palo Alto,CA

Sample	File ID	DF	Analyzed	By	Prep Date	Prep Batch	Analytical Batch
OP4309-MB	GG27185.D	1	07/27/11	JH	07/26/11	OP4309	GGG730

The QC reported here applies to the following samples:

Method: SW846 8015B M

C17096-26

CAS No.	Compound	Result	RL	MDL	Units	Q
	TPH (C10-C28)	ND	10	5.0	mg/kg	
	TPH (> C28-C40)	ND	20	10	mg/kg	

CAS No.	Surrogate Recoveries	Limits
630-01-3	Hexacosane	77% 45-140%



# Blank Spike/Blank Spike Duplicate Summary

**Job Number:** C17096  
**Account:** IRISECAO Iris Environmental  
**Project:** Romic Soil Investigation(Romic EPA) - 2081 Bay Road,East Palo Alto,CA

Sample	File ID	DF	Analyzed	By	Prep Date	Prep Batch	Analytical Batch
OP4280-BS	OO22808.D	1	07/27/11	RV	07/22/11	OP4280	G00729
OP4280-BSD	OO22809.D	1	07/27/11	RV	07/22/11	OP4280	G00729

**The QC reported here applies to the following samples:** **Method:** SW846 8081A

C17096-6, C17096-12, C17096-15, C17096-18

CAS No.	Compound	Spike ug/kg	BSP ug/kg	BSP %	BSD ug/kg	BSD %	RPD	Limits Rec/RPD
309-00-2	Aldrin	100	71.2	71	70.2	70	1	40-140/30
319-84-6	alpha-BHC	100	74.8	75	73.4	73	2	40-140/30
319-85-7	beta-BHC	100	77.9	78	76.8	77	1	40-140/30
319-86-8	delta-BHC	100	87.6	88	87.1	87	1	40-140/30
58-89-9	gamma-BHC (Lindane)	100	76.1	76	75.0	75	1	40-140/30
60-57-1	Dieldrin	100	81.0	81	79.0	79	3	40-145/30
72-54-8	4,4'-DDD	100	93.6	94	91.6	92	2	40-140/30
72-55-9	4,4'-DDE	100	80.4	80	79.1	79	2	40-140/30
50-29-3	4,4'-DDT	100	86.9	87	85.8	86	1	40-140/30
72-20-8	Endrin	100	84.5	85	82.0	82	3	40-140/30
7421-93-4	Endrin aldehyde	100	96.2	96	94.5	95	2	40-140/30
959-98-8	Endosulfan-I	100	84.3	84	83.2	83	1	40-140/30
33213-65-9	Endosulfan-II	100	101	101	94.6	95	7	40-140/30
1031-07-8	Endosulfan sulfate	100	104	104	104	104	0	40-140/30
76-44-8	Heptachlor	100	79.3	79	78.2	78	1	40-140/30
1024-57-3	Heptachlor epoxide	100	80.3	80	79.5	80	1	40-140/30
72-43-5	Methoxychlor	100	102	102	94.1	94	8	40-140/30

CAS No.	Surrogate Recoveries	BSP	BSD	Limits
877-09-8	Tetrachloro-m-xylene	66%	64%	35-132%
877-09-8	Tetrachloro-m-xylene	68%	69%	35-132%
2051-24-3	Decachlorobiphenyl	83%	83%	35-132%
2051-24-3	Decachlorobiphenyl	102%	102%	35-132%

7.2.1  
7

# Blank Spike/Blank Spike Duplicate Summary

**Job Number:** C17096  
**Account:** IRISECAO Iris Environmental  
**Project:** Romic Soil Investigation(Romic EPA) - 2081 Bay Road,East Palo Alto,CA

Sample	File ID	DF	Analyzed	By	Prep Date	Prep Batch	Analytical Batch
OP4294-BS	OO23017.D	1	07/31/11	RV	07/25/11	OP4294	G00733
OP4294-BSD	OO23018.D	1	07/31/11	RV	07/25/11	OP4294	G00733

The QC reported here applies to the following samples: Method: SW846 8081A

C17096-21, C17096-26

CAS No.	Compound	Spike ug/kg	BSP ug/kg	BSP %	BSD ug/kg	BSD %	RPD	Limits Rec/RPD
309-00-2	Aldrin	100	63.1	63	64.6	65	2	40-140/30
319-84-6	alpha-BHC	100	67.7	68	64.2	64	5	40-140/30
319-85-7	beta-BHC	100	69.9	70	66.6	67	5	40-140/30
319-86-8	delta-BHC	100	77.7	78	74.7	75	4	40-140/30
58-89-9	gamma-BHC (Lindane)	100	73.0	73	69.3	69	5	40-140/30
60-57-1	Dieldrin	100	80.5	81	76.9	77	5	40-145/30
72-54-8	4,4'-DDD	100	102	102	95.5	96	7	40-140/30
72-55-9	4,4'-DDE	100	79.8	80	80.2	80	1	40-140/30
50-29-3	4,4'-DDT	100	89.0	89	81.0	81	9	40-140/30
72-20-8	Endrin	100	95.6	96	89.3	89	7	40-140/30
7421-93-4	Endrin aldehyde	100	87.1	87	81.7	82	6	40-140/30
959-98-8	Endosulfan-I	100	73.6	74	72.5	73	2	40-140/30
33213-65-9	Endosulfan-II	100	96.3	96	89.5	90	7	40-140/30
1031-07-8	Endosulfan sulfate	100	102	102	97.9	98	4	40-140/30
76-44-8	Heptachlor	100	65.2	65	66.0	66	1	40-140/30
1024-57-3	Heptachlor epoxide	100	69.4	69	69.7	70	0	40-140/30
72-43-5	Methoxychlor	100	98.8	99	95.9	96	3	40-140/30

CAS No.	Surrogate Recoveries	BSP	BSD	Limits
877-09-8	Tetrachloro-m-xylene	58%	56%	35-132%
877-09-8	Tetrachloro-m-xylene	65%	63%	35-132%
2051-24-3	Decachlorobiphenyl	83%	80%	35-132%
2051-24-3	Decachlorobiphenyl	95%	93%	35-132%

7.2.2  
7

# Blank Spike/Blank Spike Duplicate Summary

**Job Number:** C17096  
**Account:** IRISECAO Iris Environmental  
**Project:** Romic Soil Investigation(Romic EPA) - 2081 Bay Road, East Palo Alto, CA

Sample	File ID	DF	Analyzed	By	Prep Date	Prep Batch	Analytical Batch
OP4281-BS	PP20315.D	1	07/22/11	RV	07/22/11	OP4281	GPP689
OP4281-BSD	PP20316.D	1	07/22/11	RV	07/22/11	OP4281	GPP689

The QC reported here applies to the following samples: Method: SW846 8082

C17096-6, C17096-12, C17096-15, C17096-18

CAS No.	Compound	Spike ug/kg	BSP ug/kg	BSP %	BSD ug/kg	BSD %	RPD	Limits Rec/RPD
12674-11-2	Aroclor 1016	400	294	74	297	74	1	40-145/30
11096-82-5	Aroclor 1260	400	344	86	352	88	2	40-145/30

CAS No.	Surrogate Recoveries	BSP	BSD	Limits
877-09-8	Tetrachloro-m-xylene	73%	75%	45-108%
877-09-8	Tetrachloro-m-xylene	78%	79%	45-108%
2051-24-3	Decachlorobiphenyl	92%	95%	54-121%
2051-24-3	Decachlorobiphenyl	87%	89%	54-121%

7.2.3  
7

# Blank Spike/Blank Spike Duplicate Summary

**Job Number:** C17096  
**Account:** IRISECAO Iris Environmental  
**Project:** Romic Soil Investigation(Romic EPA) - 2081 Bay Road,East Palo Alto,CA

Sample	File ID	DF	Analyzed	By	Prep Date	Prep Batch	Analytical Batch
OP4295-BS	PP20407.D	1	07/25/11	RV	07/25/11	OP4295	GPP691
OP4295-BSD	PP20408.D	1	07/25/11	RV	07/25/11	OP4295	GPP691

The QC reported here applies to the following samples: Method: SW846 8082

C17096-26

CAS No.	Compound	Spike ug/kg	BSP ug/kg	BSP %	BSD ug/kg	BSD %	RPD	Limits Rec/RPD
12674-11-2	Aroclor 1016	400	262	66	263	66	0	40-145/30
11096-82-5	Aroclor 1260	400	343	86	346	87	1	40-145/30

CAS No.	Surrogate Recoveries	BSP	BSD	Limits
877-09-8	Tetrachloro-m-xylene	65%	65%	45-108%
877-09-8	Tetrachloro-m-xylene	64%	64%	45-108%
2051-24-3	Decachlorobiphenyl	86%	86%	54-121%
2051-24-3	Decachlorobiphenyl	87%	87%	54-121%

7.2.4  
7

# Blank Spike/Blank Spike Duplicate Summary

**Job Number:** C17096  
**Account:** IRISECAO Iris Environmental  
**Project:** Romic Soil Investigation(Romic EPA) - 2081 Bay Road, East Palo Alto, CA

Sample	File ID	DF	Analyzed	By	Prep Date	Prep Batch	Analytical Batch
OP4303-BS	PP20451.D	1	07/26/11	RV	07/25/11	OP4303	GPP691
OP4303-BSD	PP20452.D	1	07/26/11	RV	07/25/11	OP4303	GPP691

The QC reported here applies to the following samples: Method: SW846 8082

C17096-21

CAS No.	Compound	Spike ug/kg	BSP ug/kg	BSP %	BSD ug/kg	BSD %	RPD	Limits Rec/RPD
12674-11-2	Aroclor 1016	400	253	63	283	71	11	40-145/30
11096-82-5	Aroclor 1260	400	324	81	365	91	12	40-145/30

CAS No.	Surrogate Recoveries	BSP	BSD	Limits
877-09-8	Tetrachloro-m-xylene	62%	67%	45-108%
877-09-8	Tetrachloro-m-xylene	59%	65%	45-108%
2051-24-3	Decachlorobiphenyl	88%	96%	54-121%
2051-24-3	Decachlorobiphenyl	83%	92%	54-121%

7.2.5

7

# Blank Spike/Blank Spike Duplicate Summary

**Job Number:** C17096  
**Account:** IRISECAO Iris Environmental  
**Project:** Romic Soil Investigation(Romic EPA) - 2081 Bay Road,East Palo Alto,CA

Sample	File ID	DF	Analyzed	By	Prep Date	Prep Batch	Analytical Batch
OP4277-BS	HH15383.D	1	07/23/11	JH	07/21/11	OP4277	GHH527
OP4277-BSD	HH15384.D	1	07/23/11	JH	07/21/11	OP4277	GHH527

The QC reported here applies to the following samples: Method: SW846 8015B M

C17096-6, C17096-12, C17096-15, C17096-18, C17096-21

CAS No.	Compound	Spike mg/kg	BSP mg/kg	BSP %	BSD mg/kg	BSD %	RPD	Limits Rec/RPD
	TPH (C10-C28)	100	71.9	72	71.1	71	1	45-140/30
	TPH (> C28-C40)	100	67.4	67	64.2	64	5	45-140/30

CAS No.	Surrogate Recoveries	BSP	BSD	Limits
630-01-3	Hexacosane	74%	68%	45-140%

7.2.6  
7

# Blank Spike/Blank Spike Duplicate Summary

**Job Number:** C17096  
**Account:** IRISECAO Iris Environmental  
**Project:** Romic Soil Investigation(Romic EPA) - 2081 Bay Road,East Palo Alto,CA

Sample	File ID	DF	Analyzed	By	Prep Date	Prep Batch	Analytical Batch
OP4309-BS	GG27186.D	1	07/27/11	JH	07/26/11	OP4309	GGG730
OP4309-BSD	GG27187.D	1	07/27/11	JH	07/26/11	OP4309	GGG730

The QC reported here applies to the following samples:

Method: SW846 8015B M

C17096-26

CAS No.	Compound	Spike mg/kg	BSP mg/kg	BSP %	BSD mg/kg	BSD %	RPD	Limits Rec/RPD
	TPH (C10-C28)	100	65.1	65	65.3	65	0	45-140/30
	TPH (> C28-C40)	100	63.8	64	63.6	64	0	45-140/30

CAS No.	Surrogate Recoveries	BSP	BSD	Limits
630-01-3	Hexacosane	76%	74%	45-140%

7.2.7

7

# Blank Spike/Blank Spike Duplicate Summary

**Job Number:** C17096  
**Account:** IRISECAO Iris Environmental  
**Project:** Romic Soil Investigation(Romic EPA) - 2081 Bay Road,East Palo Alto,CA

Sample	File ID	DF	Analyzed	By	Prep Date	Prep Batch	Analytical Batch
OP4309-BS	GG27186.D	1	07/27/11	JH	07/26/11	OP4309	GGG730
OP4309-BSD	HH15676.D	1	07/29/11	JH	07/26/11	OP4309	GHH532

The QC reported here applies to the following samples:

Method: SW846 8015B M

C17096-26

CAS No.	Compound	Spike mg/kg	BSP mg/kg	BSP %	BSD mg/kg	BSD %	RPD	Limits Rec/RPD
	TPH (C10-C28)	100	65.1	65	67.6	68	2	45-140/30
	TPH (> C28-C40)	100	63.8	64	69.1	69	3	45-140/30

CAS No.	Surrogate Recoveries	BSP	BSD	Limits
630-01-3	Hexacosane	76%	71%	45-140%

7.2.8  
7



# Matrix Spike/Matrix Spike Duplicate Summary

**Job Number:** C17096  
**Account:** IRISECAO Iris Environmental  
**Project:** Romic Soil Investigation(Romic EPA) - 2081 Bay Road,East Palo Alto,CA

Sample	File ID	DF	Analyzed	By	Prep Date	Prep Batch	Analytical Batch
OP4280-MS <sup>a</sup>	OO22818.D	20	07/28/11	RV	07/22/11	OP4280	G00729
OP4280-MSD <sup>a</sup>	OO22819.D	20	07/28/11	RV	07/22/11	OP4280	G00729
C17064-24 <sup>a</sup>	OO22817.D	20	07/28/11	RV	07/22/11	OP4280	G00729

The QC reported here applies to the following samples: Method: SW846 8081A

C17096-6, C17096-12, C17096-15, C17096-18

CAS No.	Compound	C17064-24 ug/kg	Spike Q ug/kg	MS ug/kg	MS %	MSD ug/kg	MSD %	RPD	Limits Rec/RPD
309-00-2	Aldrin	ND	100	120	124	120	118	5	40-140/40
319-84-6	alpha-BHC	ND	100	40	40	35	35* <sup>b</sup>	15	40-140/40
319-85-7	beta-BHC	ND	100	166	166* <sup>b</sup>	157	157* <sup>b</sup>	6	40-140/40
319-86-8	delta-BHC	ND	100	109	109	108	108	1	40-140/40
58-89-9	gamma-BHC (Lindane)	ND	100	59	59	60	60	2	40-140/40
60-57-1	Dieldrin	ND	100	81.4	81	86.7	87	6	40-145/40
72-54-8	4,4'-DDD	ND	100	80.1	80	77.5	78	3	40-140/40
72-55-9	4,4'-DDE	ND	100	89.3	89	85.7	86	4	40-140/40
50-29-3	4,4'-DDT	ND	100	121	121	115	115	5	40-140/40
72-20-8	Endrin	ND	100	109	109	108	108	1	40-145/40
7421-93-4	Endrin aldehyde	ND	100	403	403* <sup>b</sup>	383	383* <sup>b</sup>	5	40-140/40
959-98-8	Endosulfan-I	ND	100	205	205* <sup>b</sup>	200	200* <sup>b</sup>	2	40-140/40
33213-65-9	Endosulfan-II	ND	100	176	176* <sup>b</sup>	173	173* <sup>b</sup>	2	40-140/40
1031-07-8	Endosulfan sulfate	ND	100	84	84	86	86	2	40-140/40
76-44-8	Heptachlor	ND	100	301	301* <sup>b</sup>	282	282* <sup>b</sup>	7	40-140/40
1024-57-3	Heptachlor epoxide	ND	100	174	174* <sup>b</sup>	178	178* <sup>b</sup>	2	40-140/40
72-43-5	Methoxychlor	ND	100	145	145* <sup>b</sup>	153	153* <sup>b</sup>	5	40-140/40

CAS No.	Surrogate Recoveries	MS	MSD	C17064-24	Limits
877-09-8	Tetrachloro-m-xylene	53%	48%	53%	35-132%
877-09-8	Tetrachloro-m-xylene	81%	69%	76%	35-132%
2051-24-3	Decachlorobiphenyl	102%	91%	93%	35-132%
2051-24-3	Decachlorobiphenyl	108%	101%	114%	35-132%

(a) Reporting limits raised due to high concentration of PCB (Aroclor 1260) and non-target Hydrocarbons.  
 (b) Outside control limits due to the presence of other Aroclors.

7.3.1  
7

# Matrix Spike/Matrix Spike Duplicate Summary

**Job Number:** C17096  
**Account:** IRISECAO Iris Environmental  
**Project:** Romic Soil Investigation(Romic EPA) - 2081 Bay Road,East Palo Alto,CA

Sample	File ID	DF	Analyzed	By	Prep Date	Prep Batch	Analytical Batch
OP4294-MS	OO23031.D	1	08/01/11	RV	07/25/11	OP4294	G00733
OP4294-MSD	OO23032.D	1	08/01/11	RV	07/25/11	OP4294	G00733
C17096-26 <sup>a</sup>	OO23024.D	5	08/01/11	RV	07/25/11	OP4294	G00733

The QC reported here applies to the following samples: Method: SW846 8081A

C17096-21, C17096-26

CAS No.	Compound	C17096-26 ug/kg	Spike Q	ug/kg	MS ug/kg	MS %	MSD ug/kg	MSD %	RPD	Limits Rec/RPD
309-00-2	Aldrin	ND	100	68.0	68	67.3	68	1	40-140/40	
319-84-6	alpha-BHC	ND	100	66.7	67	69.0	70	3	40-140/40	
319-85-7	beta-BHC	ND	100	81.5	82	74.3	75	9	40-140/40	
319-86-8	delta-BHC	ND	100	85.0	85	87.6	88	3	40-140/40	
58-89-9	gamma-BHC (Lindane)	ND	100	75.6	76	77.4	78	2	40-140/40	
60-57-1	Dieldrin	ND	100	82.0	82	85.9	87	5	40-145/40	
72-54-8	4,4'-DDD	ND	100	109	109	92.8	94	16	40-140/40	
72-55-9	4,4'-DDE	ND	100	90.5	91	90.6	92	0	40-140/40	
50-29-3	4,4'-DDT	ND	100	134	134	123	124	9	40-140/40	
72-20-8	Endrin	ND	100	116	116	107	108	8	40-145/40	
7421-93-4	Endrin aldehyde	ND	100	79.0	79	76.5	77	3	40-140/40	
959-98-8	Endosulfan-I	ND	100	80.1	80	79.9	81	0	40-140/40	
33213-65-9	Endosulfan-II	ND	100	96.8	97	84.5	85	14	40-140/40	
1031-07-8	Endosulfan sulfate	ND	100	94.6	95	95.2	96	1	40-140/40	
76-44-8	Heptachlor	ND	100	71.2	71	70.2	71	1	40-140/40	
1024-57-3	Heptachlor epoxide	ND	100	76.6	77	78.4	79	2	40-140/40	
72-43-5	Methoxychlor	ND	100	98.4	98	98.7	100	0	40-140/40	

CAS No.	Surrogate Recoveries	MS	MSD	C17096-26	Limits
877-09-8	Tetrachloro-m-xylene	51%	53%	44%	35-132%
877-09-8	Tetrachloro-m-xylene	49%	54%	49%	35-132%
2051-24-3	Decachlorobiphenyl	77%	78%	82%	35-132%
2051-24-3	Decachlorobiphenyl	83%	73%	88%	35-132%

(a) Reporting limits raised due to high concentration of PCB (Aroclor 1260) and non-target Hydrocarbons.

7.3.2  
7

# Matrix Spike/Matrix Spike Duplicate Summary

**Job Number:** C17096  
**Account:** IRISECAO Iris Environmental  
**Project:** Romic Soil Investigation(Romic EPA) - 2081 Bay Road,East Palo Alto,CA

Sample	File ID	DF	Analyzed	By	Prep Date	Prep Batch	Analytical Batch
OP4281-MS	PP20381.D	10	07/24/11	RV	07/22/11	OP4281	GPP690
OP4281-MSD	PP20382.D	10	07/24/11	RV	07/22/11	OP4281	GPP690
C17064-24	PP20319.D	1	07/22/11	RV	07/22/11	OP4281	GPP689
C17064-24	PP20380.D	10	07/24/11	RV	07/22/11	OP4281	GPP690

The QC reported here applies to the following samples: Method: SW846 8082

C17096-6, C17096-12, C17096-15, C17096-18

CAS No.	Compound	C17064-24 ug/kg	Spike Q ug/kg	MS ug/kg	MS %	MSD ug/kg	MSD %	RPD	Limits Rec/RPD
12674-11-2	Aroclor 1016	ND	400	2620	655* a	2100	525* a	22	40-145/40
11096-82-5	Aroclor 1260	ND	400	565	141	558	140	1	40-145/40

CAS No.	Surrogate Recoveries	MS	MSD	C17064-24	C17064-24	Limits
877-09-8	Tetrachloro-m-xylene	68%	66%	81%	80%	45-108%
877-09-8	Tetrachloro-m-xylene	52%	62%	49%	65%	45-108%
2051-24-3	Decachlorobiphenyl	75%	91%	89%	72%	54-121%
2051-24-3	Decachlorobiphenyl	65%	74%	73%	63%	54-121%

(a) Outside control limits due to the presence of other Aroclors.

7.3.3  
7

# Matrix Spike/Matrix Spike Duplicate Summary

**Job Number:** C17096  
**Account:** IRISECAO Iris Environmental  
**Project:** Romic Soil Investigation(Romic EPA) - 2081 Bay Road,East Palo Alto,CA

Sample	File ID	DF	Analyzed	By	Prep Date	Prep Batch	Analytical Batch
OP4303-MS	PP20448.D	1	07/26/11	RV	07/25/11	OP4303	GPP691
OP4303-MSD	PP20449.D	1	07/26/11	RV	07/25/11	OP4303	GPP691
C17148-25	PP20447.D	1	07/26/11	RV	07/25/11	OP4303	GPP691

The QC reported here applies to the following samples: Method: SW846 8082

C17096-21

CAS No.	Compound	C17148-25 ug/kg	Spike Q	ug/kg	MS ug/kg	MS %	MSD ug/kg	MSD %	RPD	Limits Rec/RPD
12674-11-2	Aroclor 1016	ND	396	284	72	283	71	0	40-145/40	
11096-82-5	Aroclor 1260	ND	396	349	88	379	95	8	40-145/40	

CAS No.	Surrogate Recoveries	MS	MSD	C17148-25	Limits
877-09-8	Tetrachloro-m-xylene	70%	68%	45%	45-108%
877-09-8	Tetrachloro-m-xylene	67%	65%	45%	45-108%
2051-24-3	Decachlorobiphenyl	91%	95%	96%	54-121%
2051-24-3	Decachlorobiphenyl	85%	90%	91%	54-121%

7.3.4

7

# Matrix Spike/Matrix Spike Duplicate Summary

**Job Number:** C17096  
**Account:** IRISECAO Iris Environmental  
**Project:** Romic Soil Investigation(Romic EPA) - 2081 Bay Road,East Palo Alto,CA

Sample	File ID	DF	Analyzed	By	Prep Date	Prep Batch	Analytical Batch
OP4295-MS	PP20475.D	1	07/27/11	RV	07/25/11	OP4295	GPP692
OP4295-MSD	PP20476.D	1	07/27/11	RV	07/25/11	OP4295	GPP692
C17126-5	PP20462.D	1	07/26/11	RV	07/25/11	OP4295	GPP692

The QC reported here applies to the following samples: Method: SW846 8082

C17096-26

CAS No.	Compound	C17126-5 ug/kg	Spike Q ug/kg	MS ug/kg	MS %	MSD ug/kg	MSD %	RPD	Limits Rec/RPD
12674-11-2	Aroclor 1016	ND	400	333	83	324	82	3	40-145/40
11096-82-5	Aroclor 1260	147	400	556	102	541	99	3	40-145/40

CAS No.	Surrogate Recoveries	MS	MSD	C17126-5	Limits
877-09-8	Tetrachloro-m-xylene	63%	61%	64%	45-108%
877-09-8	Tetrachloro-m-xylene	50%	49%	51%	45-108%
2051-24-3	Decachlorobiphenyl	76%	71%	72%	54-121%
2051-24-3	Decachlorobiphenyl	60%	58%	60%	54-121%

7.3.5

7

# Matrix Spike/Matrix Spike Duplicate Summary

**Job Number:** C17096  
**Account:** IRISECAO Iris Environmental  
**Project:** Romic Soil Investigation(Romic EPA) - 2081 Bay Road,East Palo Alto,CA

Sample	File ID	DF	Analyzed	By	Prep Date	Prep Batch	Analytical Batch
OP4309-MS	GG27213.D	1	07/27/11	JH	07/26/11	OP4309	GGG730
OP4309-MSD	GG27214.D	1	07/28/11	JH	07/26/11	OP4309	GGG730
C17127-35	GG27210.D	1	07/27/11	JH	07/26/11	OP4309	GGG730

The QC reported here applies to the following samples:

Method: SW846 8015B M

C17096-26

CAS No.	Compound	C17127-35 mg/kg	Spike mg/kg	MS mg/kg	MS %	MSD mg/kg	MSD %	RPD	Limits Rec/RPD
	TPH (C10-C28)	ND	99	48.1	49	49.6	50	3	45-140/30
	TPH (> C28-C40)	ND	99	46.4	47	46.5	47	0	45-140/30

CAS No.	Surrogate Recoveries	MS	MSD	C17127-35	Limits
630-01-3	Hexacosane	49%	49%	55%	45-140%

## Metals Analysis

---

### QC Data Summaries

---

Includes the following where applicable:

- Method Blank Summaries
- Matrix Spike and Duplicate Summaries
- Blank Spike and Lab Control Sample Summaries
- Serial Dilution Summaries

BLANK RESULTS SUMMARY  
Part 2 - Method Blanks

Login Number: C17096  
Account: IRISECAO - Iris Environmental  
Project: Romic Soil Investigation(Romic EPA) - 2081 Bay Road,East Palo Alto,CA

QC Batch ID: MP3750  
Matrix Type: SOLID

Methods: SW846 6010B  
Units: mg/kg

Prep Date: 07/22/11

Metal	RL	IDL	MDL	MB raw	final
Aluminum	20	2	.54		
Antimony	2.0	.98	.23	0.020	<2.0
Arsenic	2.0	.78	.8	-0.080	<2.0
Barium	20	.03	.076	0.37	<20
Beryllium	1.0	.01	.015	0.010	<1.0
Boron	10	.73	.55		
Cadmium	1.0	.06	.04	0.0	<1.0
Calcium	500	1.5	1.3		
Chromium	1.0	.07	.024	0.040	<1.0
Cobalt	1.0	.07	.031	0.030	<1.0
Copper	2.5	.06	.18	0.79	<2.5
Iron	20	.25	1.4		
Lead	2.0	.4	.28	0.010	<2.0
Lithium		.12			
Magnesium	500	1.1	1.1		
Manganese	1.5	.01	.21		
Molybdenum	2.0	.12	.054	0.090	<2.0
Nickel	1.0	.1	.15	0.050	<1.0
Potassium	1000	3			
Selenium	2.0	1.2	.74	0.12	<2.0
Silicon		.76			
Silver	1.0	.05	.24	0.0	<1.0
Sodium	1000	.79	1.2		
Strontium	1.0	.02	.038		
Thallium	2.0	.85	.36	0.050	<2.0
Tin	50	.27	.16		
Titanium	1.0	.02	.071		
Vanadium	1.0	.05	.018	0.010	<1.0
Zinc	2.0	.04	.21	1.9	<2.0

Associated samples MP3750: C17096-6, C17096-12, C17096-15, C17096-18, C17096-21, C17096-26

Results < IDL are shown as zero for calculation purposes  
(\* ) Outside of QC limits  
(anr) Analyte not requested



MATRIX SPIKE AND DUPLICATE RESULTS SUMMARY

Login Number: C17096  
 Account: IRISECAO - Iris Environmental  
 Project: Romic Soil Investigation(Romic EPA) - 2081 Bay Road,East Palo Alto,CA

QC Batch ID: MP3750  
 Matrix Type: SOLID

Methods: SW846 6010B  
 Units: mg/kg

Prep Date: 07/22/11

Metal	C17096-18 Original MS		Spike/lot MPIR4A	% Rec	QC Limits
Aluminum					
Antimony	0.0	11.8	50	23.6N(a)	75-125
Arsenic	0.0	54.0	50	108.0	75-125
Barium	76.1	167	50	181.8N(a)	75-125
Beryllium	0.0	59.8	50	119.6	75-125
Boron					
Cadmium	0.0	63.7	50	127.4N(a)	75-125
Calcium					
Chromium	84.5	197	50	225.0N(a)	75-125
Cobalt	21.8	93.2	50	142.8N(a)	75-125
Copper	66.2	170	50	207.6N(a)	75-125
Iron					
Lead	36.8	89.2	50	104.8	75-125
Lithium					
Magnesium					
Manganese					
Molybdenum	0.91	54.9	50	108.0	75-125
Nickel	54.4	144	50	179.2N(a)	75-125
Potassium					
Selenium	8.9	66.3	50	114.8	75-125
Silicon					
Silver	0.0	62.9	50	125.8N(a)	75-125
Sodium					
Strontium					
Thallium	0.0	40.7	50	81.4	75-125
Tin					
Titanium					
Vanadium	132	278	50	292.0N(a)	75-125
Zinc	98.5	188	50	179.0N(a)	75-125

Associated samples MP3750: C17096-6, C17096-12, C17096-15, C17096-18, C17096-21, C17096-26

Results < IDL are shown as zero for calculation purposes

(\*) Outside of QC limits

(N) Matrix Spike Rec. outside of QC limits

(anr) Analyte not requested

(a) Spike recovery indicates possible matrix interference and/or sample nonhomogeneity.

MATRIX SPIKE AND DUPLICATE RESULTS SUMMARY

Login Number: C17096  
 Account: IRISECAO - Iris Environmental  
 Project: Romic Soil Investigation(Romic EPA) - 2081 Bay Road,East Palo Alto,CA

QC Batch ID: MP3750  
 Matrix Type: SOLID

Methods: SW846 6010B  
 Units: mg/kg

Prep Date: 07/22/11

Metal	C17096-18 Original MSD		SpikeLot MPIR4A	% Rec	MSD RPD	QC Limit
Aluminum						
Antimony	0.0	9.3	50	18.6N(a)	23.7 (b)	20
Arsenic	0.0	43.1	50	86.2	22.5 (b)	20
Barium	76.1	129	50	105.8	25.7 (b)	20
Beryllium	0.0	47.3	50	94.6	23.3 (b)	20
Boron						
Cadmium	0.0	49.6	50	99.2	24.9 (b)	20
Calcium						
Chromium	84.5	154	50	139.0N(a)	24.5 (b)	20
Cobalt	21.8	72.2	50	100.8	25.4 (b)	20
Copper	66.2	123	50	113.6	32.1 (b)	20
Iron						
Lead	36.8	71.3	50	69.0N(a)	22.3 (b)	20
Lithium						
Magnesium						
Manganese						
Molybdenum	0.91	43.5	50	85.2	23.2 (b)	20
Nickel	54.4	113	50	117.2	24.1 (b)	20
Potassium						
Selenium	8.9	52.4	50	87.0	23.4 (b)	20
Silicon						
Silver	0.0	49.1	50	98.2	24.6 (b)	20
Sodium						
Strontium						
Thallium	0.0	34.1	50	68.2N(a)	17.6	20
Tin						
Titanium						
Vanadium	132	211	50	158.0N(a)	27.4 (b)	20
Zinc	98.5	149	50	101.0	23.1 (b)	20

Associated samples MP3750: C17096-6, C17096-12, C17096-15, C17096-18, C17096-21, C17096-26

Results < IDL are shown as zero for calculation purposes

(\*) Outside of QC limits

(N) Matrix Spike Rec. outside of QC limits

(anr) Analyte not requested

(a) Spike recovery indicates possible matrix interference and/or sample nonhomogeneity.

(b) RPD outside control limits due to matrix interference and/or sample nonhomogeneity.

SPIKE BLANK AND LAB CONTROL SAMPLE SUMMARY

Login Number: C17096  
 Account: IRISECAO - Iris Environmental  
 Project: Romic Soil Investigation(Romic EPA) - 2081 Bay Road,East Palo Alto,CA

QC Batch ID: MP3750  
 Matrix Type: SOLID

Methods: SW846 6010B  
 Units: mg/kg

Prep Date: 07/22/11

Metal	BSP Result	Spikelot MPIR4A	% Rec	QC Limits
Aluminum				
Antimony	46.2	50	92.4	80-120
Arsenic	45.6	50	91.2	80-120
Barium	48.6	50	97.2	80-120
Beryllium	47.9	50	95.8	80-120
Boron				
Cadmium	47.5	50	95.0	80-120
Calcium				
Chromium	48.5	50	97.0	80-120
Cobalt	48.0	50	96.0	80-120
Copper	50.1	50	100.2	80-120
Iron				
Lead	46.8	50	93.6	80-120
Lithium				
Magnesium				
Manganese				
Molybdenum	45.6	50	91.2	80-120
Nickel	47.7	50	95.4	80-120
Potassium				
Selenium	44.4	50	88.8	80-120
Silicon				
Silver	47.7	50	95.4	80-120
Sodium				
Strontium				
Thallium	42.8	50	85.6	80-120
Tin				
Titanium				
Vanadium	47.9	50	95.8	80-120
Zinc	46.2	50	92.4	80-120

Associated samples MP3750: C17096-6, C17096-12, C17096-15, C17096-18, C17096-21, C17096-26

Results < IDL are shown as zero for calculation purposes  
 (\*) Outside of QC limits  
 (anr) Analyte not requested

8.1.3  
8

SERIAL DILUTION RESULTS SUMMARY

Login Number: C17096  
 Account: IRISECAO - Iris Environmental  
 Project: Romic Soil Investigation(Romic EPA) - 2081 Bay Road,East Palo Alto,CA

QC Batch ID: MP3750  
 Matrix Type: SOLID

Methods: SW846 6010B  
 Units: ug/l

Prep Date: 07/22/11

Metal	C17096-18 Original SDL 1:15 %DIF		QC Limits
Aluminum			
Antimony	0.00	0.00	NC 0-10
Arsenic	0.00	0.00	NC 0-10
Barium	844	1380	64.0*(a) 0-10
Beryllium	0.00	3.00	0-10
Boron			
Cadmium	0.00	0.00	NC 0-10
Calcium			
Chromium	938	1370	46.5*(a) 0-10
Cobalt	242	324	34.2*(a) 0-10
Copper	735	891	21.2*(a) 0-10
Iron			
Lead	408	1130	175.5*(a) 0-10
Lithium			
Magnesium			
Manganese			
Molybdenum	10.1	0.00	100.0(b) 0-10
Nickel	604	948	57.1*(a) 0-10
Potassium			
Selenium	98.7	254	156.8(b) 0-10
Silicon			
Silver	0.00	0.00	NC 0-10
Sodium			
Strontium			
Thallium	0.00	0.00	NC 0-10
Tin			
Titanium			
Vanadium	1470	1910	30.0*(a) 0-10
Zinc	1090	1430	30.4*(a) 0-10

Associated samples MP3750: C17096-6, C17096-12, C17096-15, C17096-18, C17096-21, C17096-26

Results < IDL are shown as zero for calculation purposes

(\*) Outside of QC limits

(anr) Analyte not requested

(a) Serial dilution indicates possible matrix interference.

(b) Percent difference acceptable due to low initial sample concentration (< 50 times IDL).

BLANK RESULTS SUMMARY  
Part 2 - Method Blanks

Login Number: C17096  
Account: IRISECAO - Iris Environmental  
Project: Romic Soil Investigation(Romic EPA) - 2081 Bay Road,East Palo Alto,CA

QC Batch ID: MP3761  
Matrix Type: SOLID

Methods: SW846 7471A  
Units: mg/kg

Prep Date: 07/25/11

Metal	RL	IDL	MDL	MB raw	final
Mercury	0.042	.0017	.0043	0.0035	<0.042

Associated samples MP3761: C17096-6, C17096-12, C17096-15, C17096-18, C17096-21, C17096-26

Results < IDL are shown as zero for calculation purposes  
(\* ) Outside of QC limits  
(anr) Analyte not requested

MATRIX SPIKE AND DUPLICATE RESULTS SUMMARY

Login Number: C17096  
Account: IRISECAO - Iris Environmental  
Project: Romic Soil Investigation(Romic EPA) - 2081 Bay Road,East Palo Alto,CA

QC Batch ID: MP3761  
Matrix Type: SOLID

Methods: SW846 7471A  
Units: mg/kg

Prep Date: 07/25/11

Metal	C17096-18 Original MS	SpikeLot HGPWS1	QC % Rec	QC Limits
Mercury	0.064	0.40	0.294 114.2	75-125

Associated samples MP3761: C17096-6, C17096-12, C17096-15, C17096-18, C17096-21, C17096-26

Results < IDL are shown as zero for calculation purposes

(\*) Outside of QC limits

(N) Matrix Spike Rec. outside of QC limits

(anr) Analyte not requested

8.2.2  
8

MATRIX SPIKE AND DUPLICATE RESULTS SUMMARY

Login Number: C17096  
 Account: IRISECAO - Iris Environmental  
 Project: Romic Soil Investigation(Romic EPA) - 2081 Bay Road,East Palo Alto,CA

QC Batch ID: MP3761 Methods: SW846 7471A  
 Matrix Type: SOLID Units: mg/kg

Prep Date: 07/25/11

Metal	C17096-18 Original MSD	SpikeLot HGPWS1	% Rec	MSD RPD	QC Limit
Mercury	0.064	0.42	0.308	115.7	4.9 20

Associated samples MP3761: C17096-6, C17096-12, C17096-15, C17096-18, C17096-21, C17096-26

Results < IDL are shown as zero for calculation purposes

(\*) Outside of QC limits

(N) Matrix Spike Rec. outside of QC limits

(anr) Analyte not requested

8.2.2  
8

SPIKE BLANK AND LAB CONTROL SAMPLE SUMMARY

Login Number: C17096  
Account: IRISECAO - Iris Environmental  
Project: Romic Soil Investigation(Romic EPA) - 2081 Bay Road,East Palo Alto,CA

QC Batch ID: MP3761  
Matrix Type: SOLID

Methods: SW846 7471A  
Units: mg/kg

Prep Date: 07/25/11

Metal	BSP Result	Spikelot HGPWS1	% Rec	QC Limits
Mercury	0.13	0.167	80.0	80-120

Associated samples MP3761: C17096-6, C17096-12, C17096-15, C17096-18, C17096-21, C17096-26

Results < IDL are shown as zero for calculation purposes  
(\* ) Outside of QC limits  
(anr) Analyte not requested

8.2.3  
8



Technical Report for

Iris Environmental

Romic Soil Investigation(Romic EPA) - 2081 Bay Road, East Palo Alto, CA  
07-555C

Accutest Job Number: C17126

Sampling Date: 07/22/11

Report to:

Iris Environmental

anna@irisenv.com

ATTN: Anna Behrens

Total number of pages in report: **120**



Test results contained within this data package meet the requirements of the National Environmental Laboratory Accreditation Conference and/or state specific certification programs as applicable.

Kesavalu M. Bagawandoss,  
Ph.D., J.D., Lab Director

Client Service contact: Laurie Glantz-Murphy 408-588-0200

Certifications: CA (08258CA) AZ (AZ0762) DoD/ISO/IEC 17025:2005 (L2242)

This report shall not be reproduced, except in its entirety, without the written approval of Accutest Laboratories.  
Test results relate only to samples analyzed.

# Table of Contents

-1-

<b>Section 1: Sample Summary .....</b>	<b>3</b>
<b>Section 2: Sample Results .....</b>	<b>5</b>
<b>2.1:</b> C17126-1: P23-3.7 .....	6
<b>2.2:</b> C17126-2: P23-6.7 .....	17
<b>2.3:</b> C17126-3: O23-4.0 .....	20
<b>2.4:</b> C17126-4: N23-3.9 .....	23
<b>2.5:</b> C17126-5: N25-0.9 .....	26
<b>2.6:</b> C17126-6: N25-3.9 .....	37
<b>2.7:</b> C17126-7: D23-2.7 .....	40
<b>2.8:</b> C17126-8: D23-6.0 .....	43
<b>2.9:</b> C17126-9: D23-9.0 .....	46
<b>2.10:</b> C17126-10: A21-2.0 .....	49
<b>2.11:</b> C17126-11: A21-3.2 .....	52
<b>2.12:</b> C17126-12: A21-6.5 .....	55
<b>2.13:</b> C17126-13: C21-1.5 .....	58
<b>2.14:</b> C17126-14: C21-3.0 .....	61
<b>2.15:</b> C17126-15: C21-7.0 .....	64
<b>2.16:</b> C17126-16: C24-1.2 .....	67
<b>2.17:</b> C17126-17: C24-2.8 .....	70
<b>Section 3: Misc. Forms .....</b>	<b>73</b>
<b>3.1:</b> Chain of Custody .....	74
<b>Section 4: GC/MS Volatiles - QC Data Summaries .....</b>	<b>77</b>
<b>4.1:</b> Method Blank Summary .....	78
<b>4.2:</b> Blank Spike Summary .....	81
<b>Section 5: GC/MS Semi-volatiles - QC Data Summaries .....</b>	<b>84</b>
<b>5.1:</b> Method Blank Summary .....	85
<b>5.2:</b> Blank Spike/Blank Spike Duplicate Summary .....	88
<b>5.3:</b> Matrix Spike/Matrix Spike Duplicate Summary .....	91
<b>Section 6: GC Volatiles - QC Data Summaries .....</b>	<b>94</b>
<b>6.1:</b> Method Blank Summary .....	95
<b>6.2:</b> Blank Spike/Blank Spike Duplicate Summary .....	96
<b>6.3:</b> Matrix Spike/Matrix Spike Duplicate Summary .....	97
<b>Section 7: GC Semi-volatiles - QC Data Summaries .....</b>	<b>98</b>
<b>7.1:</b> Method Blank Summary .....	99
<b>7.2:</b> Blank Spike/Blank Spike Duplicate Summary .....	102
<b>7.3:</b> Matrix Spike/Matrix Spike Duplicate Summary .....	106
<b>Section 8: Metals Analysis - QC Data Summaries .....</b>	<b>109</b>
<b>8.1:</b> Prep QC MP3760: Hg .....	110
<b>8.2:</b> Prep QC MP3766: Sb,As,Ba,Be,Cd,Cr,Co,Cu,Pb,Mo,Ni,Se,Ag,Tl,V,Zn .....	114



## Sample Summary

Iris Environmental

Job No: C17126

Romic Soil Investigation(Romic EPA) - 2081 Bay Road, East Palo Alto, CA  
Project No: 07-555C

Sample Number	Collected		Received	Matrix		Client Sample ID
	Date	Time By		Code	Type	
C17126-1	07/22/11	07:55 CJM	07/22/11	SO	Soil	P23-3.7
C17126-2	07/22/11	08:00 CJM	07/22/11	SO	Soil	P23-6.7
C17126-3	07/22/11	08:30 CJM	07/22/11	SO	Soil	O23-4.0
C17126-4	07/22/11	09:00 CJM	07/22/11	SO	Soil	N23-3.9
C17126-5	07/22/11	09:45 CJM	07/22/11	SO	Soil	N25-0.9
C17126-6	07/22/11	09:40 CJM	07/22/11	SO	Soil	N25-3.9
C17126-7	07/22/11	11:00 CJM	07/22/11	SO	Soil	D23-2.7
C17126-8	07/22/11	11:05 CJM	07/22/11	SO	Soil	D23-6.0
C17126-9	07/22/11	11:10 CJM	07/22/11	SO	Soil	D23-9.0
C17126-10	07/22/11	12:05 CJM	07/22/11	SO	Soil	A21-2.0
C17126-11	07/22/11	12:10 CJM	07/22/11	SO	Soil	A21-3.2
C17126-12	07/22/11	12:15 CJM	07/22/11	SO	Soil	A21-6.5
C17126-13	07/22/11	14:00 CJM	07/22/11	SO	Soil	C21-1.5

---

Soil samples reported on a dry weight basis unless otherwise indicated on result page.



## Sample Summary

(continued)

Iris Environmental

**Job No:** C17126

Romic Soil Investigation(Romic EPA) - 2081 Bay Road, East Palo Alto, CA

Project No: 07-555C

Sample Number	Collected		Received	Matrix		Client Sample ID
	Date	Time By		Code	Type	
C17126-14	07/22/11	14:05 CJM	07/22/11	SO	Soil	C21-3.0
C17126-15	07/22/11	14:10 CJM	07/22/11	SO	Soil	C21-7.0
C17126-16	07/22/11	14:35 CJM	07/22/11	SO	Soil	C24-1.2
C17126-17	07/22/11	14:40 CJM	07/22/11	SO	Soil	C24-2.8

---

Soil samples reported on a dry weight basis unless otherwise indicated on result page.

Sample Results

---

Report of Analysis

---

## Report of Analysis

<b>Client Sample ID:</b>	P23-3.7	<b>Date Sampled:</b>	07/22/11
<b>Lab Sample ID:</b>	C17126-1	<b>Date Received:</b>	07/22/11
<b>Matrix:</b>	SO - Soil	<b>Percent Solids:</b>	n/a <sup>a</sup>
<b>Method:</b>	SW846 8260B	<b>Project:</b> Romic Soil Investigation(Romic EPA) - 2081 Bay Road, East Palo Alto, CA	

Run #	File ID	DF	Analyzed	By	Prep Date	Prep Batch	Analytical Batch
Run #1	L9549.D	1	08/05/11	TF	n/a	n/a	VL299
Run #2							

Run #	Initial Weight
Run #1	6.93 g
Run #2	

## VOA 8260 List

CAS No.	Compound	Result	RL	MDL	Units	Q
67-64-1	Acetone	ND	72	14	ug/kg	
71-43-2	Benzene	2.9	3.6	1.1	ug/kg	J
108-86-1	Bromobenzene	ND	3.6	1.1	ug/kg	
74-97-5	Bromochloromethane	ND	3.6	1.1	ug/kg	
75-27-4	Bromodichloromethane	ND	3.6	0.72	ug/kg	
75-25-2	Bromoform	ND	3.6	0.72	ug/kg	
104-51-8	n-Butylbenzene	ND	3.6	1.1	ug/kg	
135-98-8	sec-Butylbenzene	ND	3.6	1.1	ug/kg	
98-06-6	tert-Butylbenzene	ND	3.6	1.1	ug/kg	
108-90-7	Chlorobenzene	ND	3.6	1.1	ug/kg	
75-00-3	Chloroethane	ND	3.6	1.1	ug/kg	
67-66-3	Chloroform	ND	3.6	1.1	ug/kg	
95-49-8	o-Chlorotoluene	ND	3.6	1.1	ug/kg	
106-43-4	p-Chlorotoluene	ND	3.6	1.1	ug/kg	
56-23-5	Carbon tetrachloride	ND	3.6	0.72	ug/kg	
75-34-3	1,1-Dichloroethane	ND	3.6	0.72	ug/kg	
75-35-4	1,1-Dichloroethylene	ND	3.6	1.1	ug/kg	
563-58-6	1,1-Dichloropropene	ND	3.6	1.1	ug/kg	
96-12-8	1,2-Dibromo-3-chloropropane	ND	3.6	0.72	ug/kg	
106-93-4	1,2-Dibromoethane	ND	3.6	0.72	ug/kg	
107-06-2	1,2-Dichloroethane	ND	3.6	1.1	ug/kg	
78-87-5	1,2-Dichloropropane	ND	3.6	1.1	ug/kg	
142-28-9	1,3-Dichloropropane	ND	3.6	1.1	ug/kg	
108-20-3	Di-Isopropyl ether	ND	3.6	1.1	ug/kg	
594-20-7	2,2-Dichloropropane	ND	3.6	1.1	ug/kg	
124-48-1	Dibromochloromethane	ND	3.6	0.72	ug/kg	
75-71-8	Dichlorodifluoromethane <sup>b</sup>	ND	3.6	0.72	ug/kg	
156-59-2	cis-1,2-Dichloroethylene	ND	3.6	1.1	ug/kg	
10061-01-5	cis-1,3-Dichloropropene	ND	3.6	1.1	ug/kg	
541-73-1	m-Dichlorobenzene	ND	3.6	1.1	ug/kg	
95-50-1	o-Dichlorobenzene	ND	3.6	1.1	ug/kg	
106-46-7	p-Dichlorobenzene	ND	3.6	1.1	ug/kg	

ND = Not detected MDL - Method Detection Limit

RL = Reporting Limit

E = Indicates value exceeds calibration range

J = Indicates an estimated value

B = Indicates analyte found in associated method blank

N = Indicates presumptive evidence of a compound

## Report of Analysis

<b>Client Sample ID:</b>	P23-3.7	<b>Date Sampled:</b>	07/22/11
<b>Lab Sample ID:</b>	C17126-1	<b>Date Received:</b>	07/22/11
<b>Matrix:</b>	SO - Soil	<b>Percent Solids:</b>	n/a <sup>a</sup>
<b>Method:</b>	SW846 8260B	<b>Project:</b> Romic Soil Investigation(Romic EPA) - 2081 Bay Road,East Palo Alto,CA	

## VOA 8260 List

CAS No.	Compound	Result	RL	MDL	Units	Q
156-60-5	trans-1,2-Dichloroethylene	1.8	3.6	1.1	ug/kg	J
10061-02-6	trans-1,3-Dichloropropene	ND	3.6	1.1	ug/kg	
100-41-4	Ethylbenzene	ND	3.6	1.1	ug/kg	
637-92-3	Ethyl tert-Butyl Ether	ND	3.6	1.1	ug/kg	
591-78-6	2-Hexanone	ND	29	3.6	ug/kg	
87-68-3	Hexachlorobutadiene	ND	3.6	0.72	ug/kg	
98-82-8	Isopropylbenzene	ND	3.6	1.1	ug/kg	
99-87-6	p-Isopropyltoluene	ND	3.6	1.1	ug/kg	
108-10-1	4-Methyl-2-pentanone	ND	29	11	ug/kg	
74-83-9	Methyl bromide	ND	3.6	1.8	ug/kg	
74-87-3	Methyl chloride	ND	3.6	1.1	ug/kg	
74-95-3	Methylene bromide	ND	3.6	1.8	ug/kg	
75-09-2	Methylene chloride	ND	18	12	ug/kg	
78-93-3	Methyl ethyl ketone	ND	29	8.7	ug/kg	
1634-04-4	Methyl Tert Butyl Ether	ND	3.6	0.72	ug/kg	
91-20-3	Naphthalene	ND	3.6	1.1	ug/kg	
103-65-1	n-Propylbenzene	ND	3.6	1.1	ug/kg	
100-42-5	Styrene	ND	3.6	0.72	ug/kg	
994-05-8	Tert-Amyl Methyl Ether	ND	3.6	0.87	ug/kg	
75-65-0	Tert Butyl Alcohol	ND	29	7.2	ug/kg	
630-20-6	1,1,1,2-Tetrachloroethane	ND	3.6	0.72	ug/kg	
71-55-6	1,1,1-Trichloroethane	ND	3.6	1.1	ug/kg	
79-34-5	1,1,2,2-Tetrachloroethane	ND	3.6	0.72	ug/kg	
79-00-5	1,1,2-Trichloroethane	ND	3.6	0.72	ug/kg	
87-61-6	1,2,3-Trichlorobenzene	ND	3.6	1.1	ug/kg	
96-18-4	1,2,3-Trichloropropane	ND	3.6	1.1	ug/kg	
120-82-1	1,2,4-Trichlorobenzene	ND	3.6	1.1	ug/kg	
95-63-6	1,2,4-Trimethylbenzene	ND	3.6	1.1	ug/kg	
108-67-8	1,3,5-Trimethylbenzene	ND	3.6	1.1	ug/kg	
127-18-4	Tetrachloroethylene	ND	3.6	2.5	ug/kg	
108-88-3	Toluene	1.2	3.6	1.1	ug/kg	J
79-01-6	Trichloroethylene	ND	3.6	0.72	ug/kg	
75-69-4	Trichlorofluoromethane	ND	3.6	0.87	ug/kg	
75-01-4	Vinyl chloride	ND	3.6	1.8	ug/kg	
1330-20-7	Xylene (total)	ND	7.2	2.9	ug/kg	

CAS No.	Surrogate Recoveries	Run# 1	Run# 2	Limits
1868-53-7	Dibromofluoromethane	101%		60-130%
2037-26-5	Toluene-D8	111%		60-130%

ND = Not detected MDL - Method Detection Limit

RL = Reporting Limit

E = Indicates value exceeds calibration range

J = Indicates an estimated value

B = Indicates analyte found in associated method blank

N = Indicates presumptive evidence of a compound

## Report of Analysis

<b>Client Sample ID:</b>	P23-3.7		
<b>Lab Sample ID:</b>	C17126-1	<b>Date Sampled:</b>	07/22/11
<b>Matrix:</b>	SO - Soil	<b>Date Received:</b>	07/22/11
<b>Method:</b>	SW846 8260B	<b>Percent Solids:</b>	n/a <sup>a</sup>
<b>Project:</b>	Romic Soil Investigation(Romic EPA) - 2081 Bay Road, East Palo Alto, CA		

### VOA 8260 List

CAS No.	Surrogate Recoveries	Run# 1	Run# 2	Limits
460-00-4	4-Bromofluorobenzene	108%		60-130%

- (a) All results reported on wet weight basis.
- (b) CCV outside of control limits (biased high); not detected in sample.

ND = Not detected      MDL - Method Detection Limit  
 RL = Reporting Limit  
 E = Indicates value exceeds calibration range

J = Indicates an estimated value  
 B = Indicates analyte found in associated method blank  
 N = Indicates presumptive evidence of a compound



## Report of Analysis

<b>Client Sample ID:</b>	P23-3.7	<b>Date Sampled:</b>	07/22/11
<b>Lab Sample ID:</b>	C17126-1	<b>Date Received:</b>	07/22/11
<b>Matrix:</b>	SO - Soil	<b>Percent Solids:</b>	n/a <sup>a</sup>
<b>Method:</b>	SW846 8270C SW846 3550B	<b>Project:</b> Romic Soil Investigation(Romic EPA) - 2081 Bay Road, East Palo Alto, CA	

Run #1	File ID	DF	Analyzed	By	Prep Date	Prep Batch	Analytical Batch
Run #1	Y9041.D	1	07/27/11	MT	07/26/11	OP4307	EY431
Run #2							

Run #1	Initial Weight	Final Volume
Run #1	10.0 g	1.0 ml
Run #2		

## ABN Full List

CAS No.	Compound	Result	RL	MDL	Units	Q
65-85-0	Benzoic acid	ND	1000	890	ug/kg	
95-57-8	2-Chlorophenol	ND	1000	680	ug/kg	
59-50-7	4-Chloro-3-methyl phenol	ND	500	420	ug/kg	
120-83-2	2,4-Dichlorophenol	ND	500	140	ug/kg	
105-67-9	2,4-Dimethylphenol	ND	500	150	ug/kg	
51-28-5	2,4-Dinitrophenol	ND	2500	850	ug/kg	
534-52-1	4,6-Dinitro-o-cresol	ND	2000	1000	ug/kg	
95-48-7	2-Methylphenol	ND	500	170	ug/kg	
	3&4-Methylphenol	ND	500	150	ug/kg	
88-75-5	2-Nitrophenol	ND	500	130	ug/kg	
100-02-7	4-Nitrophenol	ND	2000	1200	ug/kg	
87-86-5	Pentachlorophenol	ND	500	420	ug/kg	
108-95-2	Phenol	ND	2000	1300	ug/kg	
95-95-4	2,4,5-Trichlorophenol	ND	500	120	ug/kg	
88-06-2	2,4,6-Trichlorophenol	ND	500	160	ug/kg	
83-32-9	Acenaphthene	ND	1000	500	ug/kg	
208-96-8	Acenaphthylene	ND	500	200	ug/kg	
62-53-3	Aniline	ND	500	140	ug/kg	
120-12-7	Anthracene	ND	500	100	ug/kg	
103-33-3	Azobenzene	ND	500	170	ug/kg	
92-87-5	Benzidine	ND	2500	730	ug/kg	
56-55-3	Benzo(a)anthracene	ND	500	70	ug/kg	
50-32-8	Benzo(a)pyrene	ND	500	90	ug/kg	
205-99-2	Benzo(b)fluoranthene	ND	500	60	ug/kg	
191-24-2	Benzo(g,h,i)perylene	ND	500	150	ug/kg	
207-08-9	Benzo(k)fluoranthene	ND	500	120	ug/kg	
101-55-3	4-Bromophenyl phenyl ether	ND	500	150	ug/kg	
85-68-7	Butyl benzyl phthalate	ND	500	110	ug/kg	
100-51-6	Benzyl Alcohol	ND	1000	160	ug/kg	
91-58-7	2-Chloronaphthalene	ND	500	180	ug/kg	
106-47-8	4-Chloroaniline	ND	500	140	ug/kg	
86-74-8	Carbazole	ND	500	80	ug/kg	

ND = Not detected MDL - Method Detection Limit

RL = Reporting Limit

E = Indicates value exceeds calibration range

J = Indicates an estimated value

B = Indicates analyte found in associated method blank

N = Indicates presumptive evidence of a compound

## Report of Analysis

<b>Client Sample ID:</b>	P23-3.7	<b>Date Sampled:</b>	07/22/11
<b>Lab Sample ID:</b>	C17126-1	<b>Date Received:</b>	07/22/11
<b>Matrix:</b>	SO - Soil	<b>Percent Solids:</b>	n/a <sup>a</sup>
<b>Method:</b>	SW846 8270C SW846 3550B		
<b>Project:</b>	Romic Soil Investigation(Romic EPA) - 2081 Bay Road,East Palo Alto,CA		

## ABN Full List

CAS No.	Compound	Result	RL	MDL	Units	Q
218-01-9	Chrysene	ND	500	100	ug/kg	
111-91-1	bis(2-Chloroethoxy)methane	ND	500	180	ug/kg	
111-44-4	bis(2-Chloroethyl)ether	ND	500	230	ug/kg	
108-60-1	bis(2-Chloroisopropyl)ether	ND	500	270	ug/kg	
7005-72-3	4-Chlorophenyl phenyl ether	ND	500	190	ug/kg	
95-50-1	1,2-Dichlorobenzene	ND	500	160	ug/kg	
541-73-1	1,3-Dichlorobenzene	ND	500	150	ug/kg	
106-46-7	1,4-Dichlorobenzene	ND	500	420	ug/kg	
121-14-2	2,4-Dinitrotoluene	ND	500	460	ug/kg	
606-20-2	2,6-Dinitrotoluene	ND	1000	320	ug/kg	
91-94-1	3,3' -Dichlorobenzidine	ND	2500	140	ug/kg	
53-70-3	Dibenzo(a,h)anthracene	ND	500	130	ug/kg	
132-64-9	Dibenzofuran	ND	500	160	ug/kg	
122-39-4	Diphenylamine	ND	500	120	ug/kg	
84-74-2	Di-n-butyl phthalate	ND	500	100	ug/kg	
117-84-0	Di-n-octyl phthalate	ND	500	130	ug/kg	
84-66-2	Diethyl phthalate	ND	500	170	ug/kg	
131-11-3	Dimethyl phthalate	ND	500	180	ug/kg	
117-81-7	bis(2-Ethylhexyl)phthalate	ND	500	220	ug/kg	
206-44-0	Fluoranthene	ND	500	100	ug/kg	
86-73-7	Fluorene	ND	500	180	ug/kg	
118-74-1	Hexachlorobenzene	ND	500	130	ug/kg	
87-68-3	Hexachlorobutadiene	ND	500	190	ug/kg	
77-47-4	Hexachlorocyclopentadiene	ND	500	140	ug/kg	
67-72-1	Hexachloroethane	ND	500	160	ug/kg	
193-39-5	Indeno(1,2,3-cd)pyrene	ND	500	140	ug/kg	
78-59-1	Isophorone	ND	500	170	ug/kg	
90-12-0	1-Methylnaphthalene	ND	500	160	ug/kg	
91-57-6	2-Methylnaphthalene	ND	500	160	ug/kg	
88-74-4	2-Nitroaniline	ND	500	120	ug/kg	
99-09-2	3-Nitroaniline	ND	500	120	ug/kg	
100-01-6	4-Nitroaniline	ND	500	300	ug/kg	
91-20-3	Naphthalene	ND	500	170	ug/kg	
98-95-3	Nitrobenzene	ND	500	160	ug/kg	
62-75-9	N-Nitrosodimethylamine	ND	5000	2200	ug/kg	
621-64-7	N-Nitroso-di-n-propylamine	ND	1000	550	ug/kg	
85-01-8	Phenanthrene	ND	500	110	ug/kg	
129-00-0	Pyrene	ND	1000	680	ug/kg	
110-86-1	Pyridine	ND	2000	220	ug/kg	
120-82-1	1,2,4-Trichlorobenzene	ND	500	340	ug/kg	

ND = Not detected MDL - Method Detection Limit

RL = Reporting Limit

E = Indicates value exceeds calibration range

J = Indicates an estimated value

B = Indicates analyte found in associated method blank

N = Indicates presumptive evidence of a compound

## Report of Analysis

<b>Client Sample ID:</b>	P23-3.7		<b>Date Sampled:</b>	07/22/11
<b>Lab Sample ID:</b>	C17126-1		<b>Date Received:</b>	07/22/11
<b>Matrix:</b>	SO - Soil		<b>Percent Solids:</b>	n/a <sup>a</sup>
<b>Method:</b>	SW846 8270C SW846 3550B			
<b>Project:</b>	Romic Soil Investigation(Romic EPA) - 2081 Bay Road, East Palo Alto, CA			

## ABN Full List

CAS No.	Surrogate Recoveries	Run# 1	Run# 2	Limits
367-12-4	2-Fluorophenol	44%		20-100%
4165-62-2	Phenol-d5	47%		20-100%
118-79-6	2,4,6-Tribromophenol	62%		30-100%
4165-60-0	Nitrobenzene-d5	44%		20-100%
321-60-8	2-Fluorobiphenyl	45%		20-106%
1718-51-0	Terphenyl-d14	93%		55-130%

(a) All results reported on wet weight basis.

ND = Not detected      MDL - Method Detection Limit  
 RL = Reporting Limit  
 E = Indicates value exceeds calibration range

J = Indicates an estimated value  
 B = Indicates analyte found in associated method blank  
 N = Indicates presumptive evidence of a compound

## Report of Analysis

<b>Client Sample ID:</b>	P23-3.7	<b>Date Sampled:</b>	07/22/11
<b>Lab Sample ID:</b>	C17126-1	<b>Date Received:</b>	07/22/11
<b>Matrix:</b>	SO - Soil	<b>Percent Solids:</b>	n/a <sup>a</sup>
<b>Method:</b>	SW846 8015B	<b>Project:</b> Romic Soil Investigation(Romic EPA) - 2081 Bay Road, East Palo Alto, CA	

Run #	File ID	DF	Analyzed	By	Prep Date	Prep Batch	Analytical Batch
Run #1	JK21589.D	1	08/03/11	TT	n/a	n/a	GJK889
Run #2							

Run #	Initial Weight
Run #1	5.01 g
Run #2	

### TPH Volatiles

CAS No.	Compound	Result	RL	MDL	Units	Q
	TPH-GRO (C6-C10)	ND	0.10	0.050	mg/kg	

CAS No.	Surrogate Recoveries	Run# 1	Run# 2	Limits
98-08-8	aaa-Trifluorotoluene	61%		60-157%

(a) All results reported on wet weight basis.

ND = Not detected      MDL - Method Detection Limit  
 RL = Reporting Limit  
 E = Indicates value exceeds calibration range

J = Indicates an estimated value  
 B = Indicates analyte found in associated method blank  
 N = Indicates presumptive evidence of a compound

## Report of Analysis

<b>Client Sample ID:</b>	P23-3.7	
<b>Lab Sample ID:</b>	C17126-1	<b>Date Sampled:</b> 07/22/11
<b>Matrix:</b>	SO - Soil	<b>Date Received:</b> 07/22/11
<b>Method:</b>	SW846 8081A SW846 3545A	<b>Percent Solids:</b> n/a <sup>a</sup>
<b>Project:</b>	Romic Soil Investigation(Romic EPA) - 2081 Bay Road, East Palo Alto, CA	

Run #	File ID	DF	Analyzed	By	Prep Date	Prep Batch	Analytical Batch
Run #1 <sup>b</sup>	OO23025.D	5	08/01/11	RV	07/25/11	OP4294	G00733
Run #2							

Run #	Initial Weight	Final Volume
Run #1	10.0 g	10.0 ml
Run #2		

## Pesticide PPL List

CAS No.	Compound	Result	RL	MDL	Units	Q
309-00-2	Aldrin	ND	130	50	ug/kg	
319-84-6	alpha-BHC	ND	130	55	ug/kg	
319-85-7	beta-BHC	ND	130	18	ug/kg	
319-86-8	delta-BHC	ND	130	18	ug/kg	
58-89-9	gamma-BHC (Lindane)	ND	130	38	ug/kg	
12789-03-6	Chlordane	ND	500	500	ug/kg	
60-57-1	Dieldrin	ND	130	15	ug/kg	
72-54-8	4,4' -DDD	ND	130	18	ug/kg	
72-55-9	4,4' -DDE	ND	130	15	ug/kg	
50-29-3	4,4' -DDT	ND	130	15	ug/kg	
72-20-8	Endrin	ND	130	15	ug/kg	
7421-93-4	Endrin aldehyde	ND	130	30	ug/kg	
959-98-8	Endosulfan-I	ND	130	18	ug/kg	
33213-65-9	Endosulfan-II	ND	130	18	ug/kg	
1031-07-8	Endosulfan sulfate	ND	130	40	ug/kg	
76-44-8	Heptachlor	ND	130	30	ug/kg	
1024-57-3	Heptachlor epoxide	ND	130	20	ug/kg	
72-43-5	Methoxychlor	ND	130	18	ug/kg	
8001-35-2	Toxaphene	ND	500	500	ug/kg	

CAS No.	Surrogate Recoveries	Run# 1	Run# 2	Limits
877-09-8	Tetrachloro-m-xylene	39%		35-132%
877-09-8	Tetrachloro-m-xylene	44%		35-132%
2051-24-3	Decachlorobiphenyl	74%		35-132%
2051-24-3	Decachlorobiphenyl	79%		35-132%

(a) All results reported on wet weight basis.

(b) Reporting limits raised due to high concentration of non-target compounds (hydrocarbons).

ND = Not detected MDL - Method Detection Limit

RL = Reporting Limit

E = Indicates value exceeds calibration range

J = Indicates an estimated value

B = Indicates analyte found in associated method blank

N = Indicates presumptive evidence of a compound

## Report of Analysis

<b>Client Sample ID:</b>	P23-3.7	
<b>Lab Sample ID:</b>	C17126-1	<b>Date Sampled:</b> 07/22/11
<b>Matrix:</b>	SO - Soil	<b>Date Received:</b> 07/22/11
<b>Method:</b>	SW846 8082 SW846 3545A	<b>Percent Solids:</b> n/a <sup>a</sup>
<b>Project:</b>	Romic Soil Investigation(Romic EPA) - 2081 Bay Road, East Palo Alto, CA	

Run #1	File ID	DF	Analyzed	By	Prep Date	Prep Batch	Analytical Batch
Run #1	PP20461.D	1	07/26/11	RV	07/25/11	OP4295	GPP692
Run #2							

Run #1	Initial Weight	Final Volume
Run #1	10.0 g	10.0 ml
Run #2		

## PCB List

CAS No.	Compound	Result	RL	MDL	Units	Q
12674-11-2	Aroclor 1016	ND	100	17	ug/kg	
11104-28-2	Aroclor 1221	ND	100	50	ug/kg	
11141-16-5	Aroclor 1232	ND	100	50	ug/kg	
53469-21-9	Aroclor 1242	ND	100	50	ug/kg	
12672-29-6	Aroclor 1248	ND	100	50	ug/kg	
11097-69-1	Aroclor 1254	ND	100	50	ug/kg	
11096-82-5	Aroclor 1260	ND	100	20	ug/kg	

CAS No.	Surrogate Recoveries	Run# 1	Run# 2	Limits
877-09-8	Tetrachloro-m-xylene	45%		45-108%
877-09-8	Tetrachloro-m-xylene	45%		45-108%
2051-24-3	Decachlorobiphenyl	79%		54-121%
2051-24-3	Decachlorobiphenyl	77%		54-121%

(a) All results reported on wet weight basis.

ND = Not detected      MDL - Method Detection Limit  
 RL = Reporting Limit  
 E = Indicates value exceeds calibration range

J = Indicates an estimated value  
 B = Indicates analyte found in associated method blank  
 N = Indicates presumptive evidence of a compound

## Report of Analysis

<b>Client Sample ID:</b>	P23-3.7	
<b>Lab Sample ID:</b>	C17126-1	<b>Date Sampled:</b> 07/22/11
<b>Matrix:</b>	SO - Soil	<b>Date Received:</b> 07/22/11
<b>Method:</b>	SW846 8015B M SW846 3545A	<b>Percent Solids:</b> n/a <sup>a</sup>
<b>Project:</b>	Romic Soil Investigation(Romic EPA) - 2081 Bay Road, East Palo Alto, CA	

	File ID	DF	Analyzed	By	Prep Date	Prep Batch	Analytical Batch
Run #1	GG27200.D	1	07/27/11	JH	07/26/11	OP4309	GGG730
Run #2							

	Initial Weight	Final Volume
Run #1	10.0 g	1.0 ml
Run #2		

### TPH Extractable w/ Silica Gel Cleanup

CAS No.	Compound	Result	RL	MDL	Units	Q
	TPH (C10-C28)	ND	10	5.0	mg/kg	
	TPH (> C28-C40)	ND	20	10	mg/kg	

CAS No.	Surrogate Recoveries	Run# 1	Run# 2	Limits
630-01-3	Hexacosane	73%		45-140%

(a) All results reported on wet weight basis.

ND = Not detected      MDL - Method Detection Limit  
 RL = Reporting Limit

J = Indicates an estimated value  
 B = Indicates analyte found in associated method blank  
 N = Indicates presumptive evidence of a compound

## Report of Analysis

<b>Client Sample ID:</b>	P23-3.7	<b>Date Sampled:</b>	07/22/11
<b>Lab Sample ID:</b>	C17126-1	<b>Date Received:</b>	07/22/11
<b>Matrix:</b>	SO - Soil	<b>Percent Solids:</b>	n/a <sup>a</sup>
<b>Project:</b>	Romic Soil Investigation(Romic EPA) - 2081 Bay Road, East Palo Alto, CA		

### Metals Analysis

Analyte	Result	RL	Units	DF	Prep	Analyzed By	Method	Prep Method
Antimony	< 1.8	1.8	mg/kg	1	07/25/11	07/26/11	DQ SW846 6010B <sup>2</sup>	SW846 3050B <sup>4</sup>
Arsenic	3.7	1.8	mg/kg	1	07/25/11	07/26/11	DQ SW846 6010B <sup>2</sup>	SW846 3050B <sup>4</sup>
Barium	131	18	mg/kg	1	07/25/11	07/26/11	DQ SW846 6010B <sup>2</sup>	SW846 3050B <sup>4</sup>
Beryllium	< 0.88	0.88	mg/kg	1	07/25/11	07/26/11	DQ SW846 6010B <sup>2</sup>	SW846 3050B <sup>4</sup>
Cadmium	< 0.88	0.88	mg/kg	1	07/25/11	07/26/11	DQ SW846 6010B <sup>2</sup>	SW846 3050B <sup>4</sup>
Chromium	33.6	0.88	mg/kg	1	07/25/11	07/26/11	DQ SW846 6010B <sup>2</sup>	SW846 3050B <sup>4</sup>
Cobalt	6.7	0.88	mg/kg	1	07/25/11	07/26/11	DQ SW846 6010B <sup>2</sup>	SW846 3050B <sup>4</sup>
Copper	18.8	2.2	mg/kg	1	07/25/11	07/26/11	DQ SW846 6010B <sup>2</sup>	SW846 3050B <sup>4</sup>
Lead	5.1	1.8	mg/kg	1	07/25/11	07/26/11	DQ SW846 6010B <sup>2</sup>	SW846 3050B <sup>4</sup>
Mercury	< 0.038	0.038	mg/kg	1	07/25/11	07/25/11	PH SW846 7471A <sup>1</sup>	SW846 7471A <sup>3</sup>
Molybdenum	< 1.8	1.8	mg/kg	1	07/25/11	07/26/11	DQ SW846 6010B <sup>2</sup>	SW846 3050B <sup>4</sup>
Nickel	33.2	0.88	mg/kg	1	07/25/11	07/26/11	DQ SW846 6010B <sup>2</sup>	SW846 3050B <sup>4</sup>
Selenium	< 1.8	1.8	mg/kg	1	07/25/11	07/26/11	DQ SW846 6010B <sup>2</sup>	SW846 3050B <sup>4</sup>
Silver	< 0.88	0.88	mg/kg	1	07/25/11	07/26/11	DQ SW846 6010B <sup>2</sup>	SW846 3050B <sup>4</sup>
Thallium	< 1.8	1.8	mg/kg	1	07/25/11	07/26/11	DQ SW846 6010B <sup>2</sup>	SW846 3050B <sup>4</sup>
Vanadium	35.4	0.88	mg/kg	1	07/25/11	07/26/11	DQ SW846 6010B <sup>2</sup>	SW846 3050B <sup>4</sup>
Zinc	43.3	1.8	mg/kg	1	07/25/11	07/26/11	DQ SW846 6010B <sup>2</sup>	SW846 3050B <sup>4</sup>

- (1) Instrument QC Batch: MA2004
- (2) Instrument QC Batch: MA2005
- (3) Prep QC Batch: MP3760
- (4) Prep QC Batch: MP3766

(a) All results reported on wet weight basis.

RL = Reporting Limit



## Report of Analysis

<b>Client Sample ID:</b>	P23-6.7	<b>Date Sampled:</b>	07/22/11
<b>Lab Sample ID:</b>	C17126-2	<b>Date Received:</b>	07/22/11
<b>Matrix:</b>	SO - Soil	<b>Percent Solids:</b>	n/a <sup>a</sup>
<b>Method:</b>	SW846 8260B	<b>Project:</b> Romic Soil Investigation(Romic EPA) - 2081 Bay Road, East Palo Alto, CA	

Run #	File ID	DF	Analyzed	By	Prep Date	Prep Batch	Analytical Batch
Run #1	L9550.D	1	08/05/11	TF	n/a	n/a	VL299
Run #2							

Run #	Initial Weight
Run #1	6.78 g
Run #2	

## VOA 8260 List

CAS No.	Compound	Result	RL	MDL	Units	Q
67-64-1	Acetone	ND	74	15	ug/kg	
71-43-2	Benzene	8.8	3.7	1.1	ug/kg	
108-86-1	Bromobenzene	ND	3.7	1.1	ug/kg	
74-97-5	Bromochloromethane	ND	3.7	1.1	ug/kg	
75-27-4	Bromodichloromethane	ND	3.7	0.74	ug/kg	
75-25-2	Bromoform	ND	3.7	0.74	ug/kg	
104-51-8	n-Butylbenzene	ND	3.7	1.1	ug/kg	
135-98-8	sec-Butylbenzene	ND	3.7	1.1	ug/kg	
98-06-6	tert-Butylbenzene	ND	3.7	1.1	ug/kg	
108-90-7	Chlorobenzene	ND	3.7	1.1	ug/kg	
75-00-3	Chloroethane	ND	3.7	1.1	ug/kg	
67-66-3	Chloroform	ND	3.7	1.1	ug/kg	
95-49-8	o-Chlorotoluene	ND	3.7	1.1	ug/kg	
106-43-4	p-Chlorotoluene	ND	3.7	1.1	ug/kg	
56-23-5	Carbon tetrachloride	ND	3.7	0.74	ug/kg	
75-34-3	1,1-Dichloroethane	ND	3.7	0.74	ug/kg	
75-35-4	1,1-Dichloroethylene	ND	3.7	1.1	ug/kg	
563-58-6	1,1-Dichloropropene	ND	3.7	1.1	ug/kg	
96-12-8	1,2-Dibromo-3-chloropropane	ND	3.7	0.74	ug/kg	
106-93-4	1,2-Dibromoethane	ND	3.7	0.74	ug/kg	
107-06-2	1,2-Dichloroethane	ND	3.7	1.1	ug/kg	
78-87-5	1,2-Dichloropropane	ND	3.7	1.1	ug/kg	
142-28-9	1,3-Dichloropropane	ND	3.7	1.1	ug/kg	
108-20-3	Di-Isopropyl ether	ND	3.7	1.1	ug/kg	
594-20-7	2,2-Dichloropropane	ND	3.7	1.1	ug/kg	
124-48-1	Dibromochloromethane	ND	3.7	0.74	ug/kg	
75-71-8	Dichlorodifluoromethane <sup>b</sup>	ND	3.7	0.74	ug/kg	
156-59-2	cis-1,2-Dichloroethylene	ND	3.7	1.1	ug/kg	
10061-01-5	cis-1,3-Dichloropropene	ND	3.7	1.1	ug/kg	
541-73-1	m-Dichlorobenzene	ND	3.7	1.1	ug/kg	
95-50-1	o-Dichlorobenzene	ND	3.7	1.1	ug/kg	
106-46-7	p-Dichlorobenzene	ND	3.7	1.1	ug/kg	

ND = Not detected MDL - Method Detection Limit

RL = Reporting Limit

E = Indicates value exceeds calibration range

J = Indicates an estimated value

B = Indicates analyte found in associated method blank

N = Indicates presumptive evidence of a compound

## Report of Analysis

<b>Client Sample ID:</b>	P23-6.7	<b>Date Sampled:</b>	07/22/11
<b>Lab Sample ID:</b>	C17126-2	<b>Date Received:</b>	07/22/11
<b>Matrix:</b>	SO - Soil	<b>Percent Solids:</b>	n/a <sup>a</sup>
<b>Method:</b>	SW846 8260B	<b>Project:</b> Romic Soil Investigation(Romic EPA) - 2081 Bay Road,East Palo Alto,CA	

## VOA 8260 List

CAS No.	Compound	Result	RL	MDL	Units	Q
156-60-5	trans-1,2-Dichloroethylene	2.5	3.7	1.1	ug/kg	J
10061-02-6	trans-1,3-Dichloropropene	ND	3.7	1.1	ug/kg	
100-41-4	Ethylbenzene	ND	3.7	1.1	ug/kg	
637-92-3	Ethyl tert-Butyl Ether	ND	3.7	1.1	ug/kg	
591-78-6	2-Hexanone	ND	29	3.7	ug/kg	
87-68-3	Hexachlorobutadiene	ND	3.7	0.74	ug/kg	
98-82-8	Isopropylbenzene	ND	3.7	1.1	ug/kg	
99-87-6	p-Isopropyltoluene	ND	3.7	1.1	ug/kg	
108-10-1	4-Methyl-2-pentanone	ND	29	11	ug/kg	
74-83-9	Methyl bromide	ND	3.7	1.8	ug/kg	
74-87-3	Methyl chloride	ND	3.7	1.1	ug/kg	
74-95-3	Methylene bromide	ND	3.7	1.8	ug/kg	
75-09-2	Methylene chloride	ND	18	12	ug/kg	
78-93-3	Methyl ethyl ketone	ND	29	8.8	ug/kg	
1634-04-4	Methyl Tert Butyl Ether	ND	3.7	0.74	ug/kg	
91-20-3	Naphthalene	ND	3.7	1.1	ug/kg	
103-65-1	n-Propylbenzene	ND	3.7	1.1	ug/kg	
100-42-5	Styrene	ND	3.7	0.74	ug/kg	
994-05-8	Tert-Amyl Methyl Ether	ND	3.7	0.88	ug/kg	
75-65-0	Tert Butyl Alcohol	ND	29	7.4	ug/kg	
630-20-6	1,1,1,2-Tetrachloroethane	ND	3.7	0.74	ug/kg	
71-55-6	1,1,1-Trichloroethane	ND	3.7	1.1	ug/kg	
79-34-5	1,1,2,2-Tetrachloroethane	ND	3.7	0.74	ug/kg	
79-00-5	1,1,2-Trichloroethane	ND	3.7	0.74	ug/kg	
87-61-6	1,2,3-Trichlorobenzene	ND	3.7	1.1	ug/kg	
96-18-4	1,2,3-Trichloropropane	ND	3.7	1.1	ug/kg	
120-82-1	1,2,4-Trichlorobenzene	ND	3.7	1.1	ug/kg	
95-63-6	1,2,4-Trimethylbenzene	ND	3.7	1.1	ug/kg	
108-67-8	1,3,5-Trimethylbenzene	ND	3.7	1.1	ug/kg	
127-18-4	Tetrachloroethylene	ND	3.7	2.6	ug/kg	
108-88-3	Toluene	5.4	3.7	1.1	ug/kg	
79-01-6	Trichloroethylene	ND	3.7	0.74	ug/kg	
75-69-4	Trichlorofluoromethane	ND	3.7	0.88	ug/kg	
75-01-4	Vinyl chloride	ND	3.7	1.8	ug/kg	
1330-20-7	Xylene (total)	ND	7.4	2.9	ug/kg	

CAS No.	Surrogate Recoveries	Run# 1	Run# 2	Limits
1868-53-7	Dibromofluoromethane	101%		60-130%
2037-26-5	Toluene-D8	112%		60-130%

ND = Not detected MDL - Method Detection Limit

RL = Reporting Limit

E = Indicates value exceeds calibration range

J = Indicates an estimated value

B = Indicates analyte found in associated method blank

N = Indicates presumptive evidence of a compound

## Report of Analysis

<b>Client Sample ID:</b>	P23-6.7	
<b>Lab Sample ID:</b>	C17126-2	<b>Date Sampled:</b> 07/22/11
<b>Matrix:</b>	SO - Soil	<b>Date Received:</b> 07/22/11
<b>Method:</b>	SW846 8260B	<b>Percent Solids:</b> n/a <sup>a</sup>
<b>Project:</b>	Romic Soil Investigation(Romic EPA) - 2081 Bay Road, East Palo Alto, CA	

### VOA 8260 List

CAS No.	Surrogate Recoveries	Run# 1	Run# 2	Limits
460-00-4	4-Bromofluorobenzene	107%		60-130%

- (a) All results reported on wet weight basis.
- (b) CCV outside of control limits (biased high); not detected in sample.

ND = Not detected      MDL - Method Detection Limit  
 RL = Reporting Limit  
 E = Indicates value exceeds calibration range

J = Indicates an estimated value  
 B = Indicates analyte found in associated method blank  
 N = Indicates presumptive evidence of a compound

## Report of Analysis

<b>Client Sample ID:</b>	O23-4.0	<b>Date Sampled:</b>	07/22/11
<b>Lab Sample ID:</b>	C17126-3	<b>Date Received:</b>	07/22/11
<b>Matrix:</b>	SO - Soil	<b>Percent Solids:</b>	n/a <sup>a</sup>
<b>Method:</b>	SW846 8260B	<b>Project:</b> Romic Soil Investigation(Romic EPA) - 2081 Bay Road, East Palo Alto, CA	

Run #	File ID	DF	Analyzed	By	Prep Date	Prep Batch	Analytical Batch
Run #1	L9551.D	1	08/05/11	TF	n/a	n/a	VL299
Run #2							

Run #	Initial Weight
Run #1	7.50 g
Run #2	

## VOA 8260 List

CAS No.	Compound	Result	RL	MDL	Units	Q
67-64-1	Acetone	ND	67	13	ug/kg	
71-43-2	Benzene	1.5	3.3	1.0	ug/kg	J
108-86-1	Bromobenzene	ND	3.3	1.0	ug/kg	
74-97-5	Bromochloromethane	ND	3.3	1.0	ug/kg	
75-27-4	Bromodichloromethane	ND	3.3	0.67	ug/kg	
75-25-2	Bromoform	ND	3.3	0.67	ug/kg	
104-51-8	n-Butylbenzene	ND	3.3	1.0	ug/kg	
135-98-8	sec-Butylbenzene	ND	3.3	1.0	ug/kg	
98-06-6	tert-Butylbenzene	ND	3.3	1.0	ug/kg	
108-90-7	Chlorobenzene	1.3	3.3	1.0	ug/kg	J
75-00-3	Chloroethane	ND	3.3	1.0	ug/kg	
67-66-3	Chloroform	ND	3.3	1.0	ug/kg	
95-49-8	o-Chlorotoluene	ND	3.3	1.0	ug/kg	
106-43-4	p-Chlorotoluene	ND	3.3	1.0	ug/kg	
56-23-5	Carbon tetrachloride	ND	3.3	0.67	ug/kg	
75-34-3	1,1-Dichloroethane	2.7	3.3	0.67	ug/kg	J
75-35-4	1,1-Dichloroethylene	ND	3.3	1.0	ug/kg	
563-58-6	1,1-Dichloropropene	ND	3.3	1.0	ug/kg	
96-12-8	1,2-Dibromo-3-chloropropane	ND	3.3	0.67	ug/kg	
106-93-4	1,2-Dibromoethane	ND	3.3	0.67	ug/kg	
107-06-2	1,2-Dichloroethane	ND	3.3	1.0	ug/kg	
78-87-5	1,2-Dichloropropane	ND	3.3	1.0	ug/kg	
142-28-9	1,3-Dichloropropane	ND	3.3	1.0	ug/kg	
108-20-3	Di-Isopropyl ether	1.6	3.3	1.0	ug/kg	J
594-20-7	2,2-Dichloropropane	ND	3.3	1.0	ug/kg	
124-48-1	Dibromochloromethane	ND	3.3	0.67	ug/kg	
75-71-8	Dichlorodifluoromethane <sup>b</sup>	ND	3.3	0.67	ug/kg	
156-59-2	cis-1,2-Dichloroethylene	1.5	3.3	1.0	ug/kg	J
10061-01-5	cis-1,3-Dichloropropene	ND	3.3	1.0	ug/kg	
541-73-1	m-Dichlorobenzene	ND	3.3	1.0	ug/kg	
95-50-1	o-Dichlorobenzene	ND	3.3	1.0	ug/kg	
106-46-7	p-Dichlorobenzene	ND	3.3	1.0	ug/kg	

ND = Not detected MDL - Method Detection Limit

RL = Reporting Limit

E = Indicates value exceeds calibration range

J = Indicates an estimated value

B = Indicates analyte found in associated method blank

N = Indicates presumptive evidence of a compound

## Report of Analysis

<b>Client Sample ID:</b>	O23-4.0	<b>Date Sampled:</b>	07/22/11
<b>Lab Sample ID:</b>	C17126-3	<b>Date Received:</b>	07/22/11
<b>Matrix:</b>	SO - Soil	<b>Percent Solids:</b>	n/a <sup>a</sup>
<b>Method:</b>	SW846 8260B	<b>Project:</b> Romic Soil Investigation(Romic EPA) - 2081 Bay Road,East Palo Alto,CA	

## VOA 8260 List

CAS No.	Compound	Result	RL	MDL	Units	Q
156-60-5	trans-1,2-Dichloroethylene	1.7	3.3	1.0	ug/kg	J
10061-02-6	trans-1,3-Dichloropropene	ND	3.3	1.0	ug/kg	
100-41-4	Ethylbenzene	ND	3.3	1.0	ug/kg	
637-92-3	Ethyl tert-Butyl Ether	ND	3.3	1.0	ug/kg	
591-78-6	2-Hexanone	ND	27	3.3	ug/kg	
87-68-3	Hexachlorobutadiene	ND	3.3	0.67	ug/kg	
98-82-8	Isopropylbenzene	ND	3.3	1.0	ug/kg	
99-87-6	p-Isopropyltoluene	ND	3.3	1.0	ug/kg	
108-10-1	4-Methyl-2-pentanone	ND	27	10	ug/kg	
74-83-9	Methyl bromide	ND	3.3	1.7	ug/kg	
74-87-3	Methyl chloride	ND	3.3	1.0	ug/kg	
74-95-3	Methylene bromide	ND	3.3	1.7	ug/kg	
75-09-2	Methylene chloride	ND	17	11	ug/kg	
78-93-3	Methyl ethyl ketone	ND	27	8.0	ug/kg	
1634-04-4	Methyl Tert Butyl Ether	ND	3.3	0.67	ug/kg	
91-20-3	Naphthalene	ND	3.3	1.0	ug/kg	
103-65-1	n-Propylbenzene	ND	3.3	1.0	ug/kg	
100-42-5	Styrene	ND	3.3	0.67	ug/kg	
994-05-8	Tert-Amyl Methyl Ether	ND	3.3	0.80	ug/kg	
75-65-0	Tert Butyl Alcohol	32.0	27	6.7	ug/kg	
630-20-6	1,1,1,2-Tetrachloroethane	ND	3.3	0.67	ug/kg	
71-55-6	1,1,1-Trichloroethane	ND	3.3	1.0	ug/kg	
79-34-5	1,1,2,2-Tetrachloroethane	ND	3.3	0.67	ug/kg	
79-00-5	1,1,2-Trichloroethane	ND	3.3	0.67	ug/kg	
87-61-6	1,2,3-Trichlorobenzene	ND	3.3	1.0	ug/kg	
96-18-4	1,2,3-Trichloropropane	ND	3.3	1.0	ug/kg	
120-82-1	1,2,4-Trichlorobenzene	ND	3.3	1.0	ug/kg	
95-63-6	1,2,4-Trimethylbenzene	ND	3.3	1.0	ug/kg	
108-67-8	1,3,5-Trimethylbenzene	ND	3.3	1.0	ug/kg	
127-18-4	Tetrachloroethylene	ND	3.3	2.3	ug/kg	
108-88-3	Toluene	2.0	3.3	1.0	ug/kg	J
79-01-6	Trichloroethylene	ND	3.3	0.67	ug/kg	
75-69-4	Trichlorofluoromethane	ND	3.3	0.80	ug/kg	
75-01-4	Vinyl chloride	4.5	3.3	1.7	ug/kg	
1330-20-7	Xylene (total)	ND	6.7	2.7	ug/kg	

CAS No.	Surrogate Recoveries	Run# 1	Run# 2	Limits
1868-53-7	Dibromofluoromethane	104%		60-130%
2037-26-5	Toluene-D8	113%		60-130%

ND = Not detected MDL - Method Detection Limit

RL = Reporting Limit

E = Indicates value exceeds calibration range

J = Indicates an estimated value

B = Indicates analyte found in associated method blank

N = Indicates presumptive evidence of a compound

## Report of Analysis

<b>Client Sample ID:</b>	O23-4.0		
<b>Lab Sample ID:</b>	C17126-3	<b>Date Sampled:</b>	07/22/11
<b>Matrix:</b>	SO - Soil	<b>Date Received:</b>	07/22/11
<b>Method:</b>	SW846 8260B	<b>Percent Solids:</b>	n/a <sup>a</sup>
<b>Project:</b>	Romic Soil Investigation(Romic EPA) - 2081 Bay Road,East Palo Alto,CA		

### VOA 8260 List

CAS No.	Surrogate Recoveries	Run# 1	Run# 2	Limits
460-00-4	4-Bromofluorobenzene	105%		60-130%

- (a) All results reported on wet weight basis.
- (b) CCV outside of control limits (biased high); not detected in sample.

ND = Not detected      MDL - Method Detection Limit  
 RL = Reporting Limit  
 E = Indicates value exceeds calibration range

J = Indicates an estimated value  
 B = Indicates analyte found in associated method blank  
 N = Indicates presumptive evidence of a compound

## Report of Analysis

<b>Client Sample ID:</b>	N23-3.9	<b>Date Sampled:</b>	07/22/11
<b>Lab Sample ID:</b>	C17126-4	<b>Date Received:</b>	07/22/11
<b>Matrix:</b>	SO - Soil	<b>Percent Solids:</b>	n/a <sup>a</sup>
<b>Method:</b>	SW846 8260B	<b>Project:</b> Romic Soil Investigation(Romic EPA) - 2081 Bay Road, East Palo Alto, CA	

Run #	File ID	DF	Analyzed	By	Prep Date	Prep Batch	Analytical Batch
Run #1	L9557.D	1	08/05/11	TF	n/a	n/a	VL299
Run #2							

Run #	Initial Weight	Final Volume	Methanol Aliquot
Run #1	6.94 g	5.0 ml	100 ul
Run #2			

## VOA 8260 List

CAS No.	Compound	Result	RL	MDL	Units	Q
67-64-1	Acetone	ND	3600	720	ug/kg	
71-43-2	Benzene	ND	180	54	ug/kg	
108-86-1	Bromobenzene	ND	180	54	ug/kg	
74-97-5	Bromochloromethane	ND	180	54	ug/kg	
75-27-4	Bromodichloromethane	ND	180	36	ug/kg	
75-25-2	Bromoform	ND	180	36	ug/kg	
104-51-8	n-Butylbenzene	ND	180	54	ug/kg	
135-98-8	sec-Butylbenzene	ND	180	54	ug/kg	
98-06-6	tert-Butylbenzene	ND	180	54	ug/kg	
108-90-7	Chlorobenzene	ND	180	54	ug/kg	
75-00-3	Chloroethane	ND	180	54	ug/kg	
67-66-3	Chloroform	ND	180	54	ug/kg	
95-49-8	o-Chlorotoluene	ND	180	54	ug/kg	
106-43-4	p-Chlorotoluene	ND	180	54	ug/kg	
56-23-5	Carbon tetrachloride	ND	180	36	ug/kg	
75-34-3	1,1-Dichloroethane	ND	180	36	ug/kg	
75-35-4	1,1-Dichloroethylene	ND	180	54	ug/kg	
563-58-6	1,1-Dichloropropene	ND	180	54	ug/kg	
96-12-8	1,2-Dibromo-3-chloropropane	ND	180	36	ug/kg	
106-93-4	1,2-Dibromoethane	ND	180	36	ug/kg	
107-06-2	1,2-Dichloroethane	ND	180	54	ug/kg	
78-87-5	1,2-Dichloropropane	ND	180	54	ug/kg	
142-28-9	1,3-Dichloropropane	ND	180	54	ug/kg	
108-20-3	Di-Isopropyl ether	ND	180	54	ug/kg	
594-20-7	2,2-Dichloropropane	ND	180	54	ug/kg	
124-48-1	Dibromochloromethane	ND	180	36	ug/kg	
75-71-8	Dichlorodifluoromethane <sup>b</sup>	ND	180	36	ug/kg	
156-59-2	cis-1,2-Dichloroethylene	ND	180	54	ug/kg	
10061-01-5	cis-1,3-Dichloropropene	ND	180	54	ug/kg	
541-73-1	m-Dichlorobenzene	ND	180	54	ug/kg	
95-50-1	o-Dichlorobenzene	ND	180	54	ug/kg	
106-46-7	p-Dichlorobenzene	ND	180	54	ug/kg	

ND = Not detected MDL - Method Detection Limit

RL = Reporting Limit

E = Indicates value exceeds calibration range

J = Indicates an estimated value

B = Indicates analyte found in associated method blank

N = Indicates presumptive evidence of a compound

## Report of Analysis

<b>Client Sample ID:</b>	N23-3.9	<b>Date Sampled:</b>	07/22/11
<b>Lab Sample ID:</b>	C17126-4	<b>Date Received:</b>	07/22/11
<b>Matrix:</b>	SO - Soil	<b>Percent Solids:</b>	n/a <sup>a</sup>
<b>Method:</b>	SW846 8260B	<b>Project:</b> Romic Soil Investigation(Romic EPA) - 2081 Bay Road,East Palo Alto,CA	

## VOA 8260 List

CAS No.	Compound	Result	RL	MDL	Units	Q
156-60-5	trans-1,2-Dichloroethylene	ND	180	54	ug/kg	
10061-02-6	trans-1,3-Dichloropropene	ND	180	54	ug/kg	
100-41-4	Ethylbenzene	265	180	54	ug/kg	
637-92-3	Ethyl tert-Butyl Ether	ND	180	54	ug/kg	
591-78-6	2-Hexanone	ND	1400	180	ug/kg	
87-68-3	Hexachlorobutadiene	ND	180	36	ug/kg	
98-82-8	Isopropylbenzene	ND	180	54	ug/kg	
99-87-6	p-Isopropyltoluene	ND	180	54	ug/kg	
108-10-1	4-Methyl-2-pentanone	ND	1400	540	ug/kg	
74-83-9	Methyl bromide	ND	180	90	ug/kg	
74-87-3	Methyl chloride	ND	180	54	ug/kg	
74-95-3	Methylene bromide	ND	180	90	ug/kg	
75-09-2	Methylene chloride	ND	900	580	ug/kg	
78-93-3	Methyl ethyl ketone	636	1400	430	ug/kg	J
1634-04-4	Methyl Tert Butyl Ether	ND	180	36	ug/kg	
91-20-3	Naphthalene	162	180	54	ug/kg	J
103-65-1	n-Propylbenzene	ND	180	54	ug/kg	
100-42-5	Styrene	ND	180	36	ug/kg	
994-05-8	Tert-Amyl Methyl Ether	ND	180	43	ug/kg	
75-65-0	Tert Butyl Alcohol	ND	1400	360	ug/kg	
630-20-6	1,1,1,2-Tetrachloroethane	ND	180	36	ug/kg	
71-55-6	1,1,1-Trichloroethane	57.9	180	54	ug/kg	J
79-34-5	1,1,2,2-Tetrachloroethane	ND	180	36	ug/kg	
79-00-5	1,1,2-Trichloroethane	ND	180	36	ug/kg	
87-61-6	1,2,3-Trichlorobenzene	ND	180	54	ug/kg	
96-18-4	1,2,3-Trichloropropane	ND	180	54	ug/kg	
120-82-1	1,2,4-Trichlorobenzene	ND	180	54	ug/kg	
95-63-6	1,2,4-Trimethylbenzene	186	180	54	ug/kg	
108-67-8	1,3,5-Trimethylbenzene	ND	180	54	ug/kg	
127-18-4	Tetrachloroethylene	136	180	130	ug/kg	J
108-88-3	Toluene	923	180	54	ug/kg	
79-01-6	Trichloroethylene	624	180	36	ug/kg	
75-69-4	Trichlorofluoromethane	ND	180	43	ug/kg	
75-01-4	Vinyl chloride	ND	180	90	ug/kg	
1330-20-7	Xylene (total)	1020	360	140	ug/kg	

CAS No.	Surrogate Recoveries	Run# 1	Run# 2	Limits
1868-53-7	Dibromofluoromethane	106%		60-130%
2037-26-5	Toluene-D8	111%		60-130%

ND = Not detected MDL - Method Detection Limit

RL = Reporting Limit

E = Indicates value exceeds calibration range

J = Indicates an estimated value

B = Indicates analyte found in associated method blank

N = Indicates presumptive evidence of a compound



## Report of Analysis

<b>Client Sample ID:</b>	N23-3.9		
<b>Lab Sample ID:</b>	C17126-4	<b>Date Sampled:</b>	07/22/11
<b>Matrix:</b>	SO - Soil	<b>Date Received:</b>	07/22/11
<b>Method:</b>	SW846 8260B	<b>Percent Solids:</b>	n/a <sup>a</sup>
<b>Project:</b>	Romic Soil Investigation(Romic EPA) - 2081 Bay Road, East Palo Alto, CA		

### VOA 8260 List

CAS No.	Surrogate Recoveries	Run# 1	Run# 2	Limits
460-00-4	4-Bromofluorobenzene	103%		60-130%

(a) All results reported on wet weight basis.

(b) CCV outside of control limits (biased high); not detected in sample.

ND = Not detected      MDL - Method Detection Limit  
 RL = Reporting Limit  
 E = Indicates value exceeds calibration range

J = Indicates an estimated value  
 B = Indicates analyte found in associated method blank  
 N = Indicates presumptive evidence of a compound

## Report of Analysis

<b>Client Sample ID:</b>	N25-0.9	<b>Date Sampled:</b>	07/22/11
<b>Lab Sample ID:</b>	C17126-5	<b>Date Received:</b>	07/22/11
<b>Matrix:</b>	SO - Soil	<b>Percent Solids:</b>	n/a <sup>a</sup>
<b>Method:</b>	SW846 8260B	<b>Project:</b> Romc Soil Investigation(Romc EPA) - 2081 Bay Road, East Palo Alto, CA	

Run #1	File ID	DF	Analyzed	By	Prep Date	Prep Batch	Analytical Batch
Run #1	L9558.D	1	08/05/11	TF	n/a	n/a	VL299
Run #2							

Run #1	Initial Weight	Final Volume	Methanol Aliquot
Run #1	5.68 g	5.0 ml	10.0 ul
Run #2			

## VOA 8260 List

CAS No.	Compound	Result	RL	MDL	Units	Q
67-64-1	Acetone	ND	44000	8800	ug/kg	
71-43-2	Benzene	ND	2200	660	ug/kg	
108-86-1	Bromobenzene	ND	2200	660	ug/kg	
74-97-5	Bromochloromethane	ND	2200	660	ug/kg	
75-27-4	Bromodichloromethane	ND	2200	440	ug/kg	
75-25-2	Bromoform	ND	2200	440	ug/kg	
104-51-8	n-Butylbenzene	2690	2200	660	ug/kg	
135-98-8	sec-Butylbenzene	2310	2200	660	ug/kg	
98-06-6	tert-Butylbenzene	ND	2200	660	ug/kg	
108-90-7	Chlorobenzene	883	2200	660	ug/kg	J
75-00-3	Chloroethane	ND	2200	660	ug/kg	
67-66-3	Chloroform	ND	2200	660	ug/kg	
95-49-8	o-Chlorotoluene	ND	2200	660	ug/kg	
106-43-4	p-Chlorotoluene	ND	2200	660	ug/kg	
56-23-5	Carbon tetrachloride	ND	2200	440	ug/kg	
75-34-3	1,1-Dichloroethane	ND	2200	440	ug/kg	
75-35-4	1,1-Dichloroethylene	ND	2200	660	ug/kg	
563-58-6	1,1-Dichloropropene	ND	2200	660	ug/kg	
96-12-8	1,2-Dibromo-3-chloropropane	ND	2200	440	ug/kg	
106-93-4	1,2-Dibromoethane	ND	2200	440	ug/kg	
107-06-2	1,2-Dichloroethane	ND	2200	660	ug/kg	
78-87-5	1,2-Dichloropropane	ND	2200	660	ug/kg	
142-28-9	1,3-Dichloropropane	ND	2200	660	ug/kg	
108-20-3	Di-Isopropyl ether	ND	2200	660	ug/kg	
594-20-7	2,2-Dichloropropane	ND	2200	660	ug/kg	
124-48-1	Dibromochloromethane	ND	2200	440	ug/kg	
75-71-8	Dichlorodifluoromethane <sup>b</sup>	ND	2200	440	ug/kg	
156-59-2	cis-1,2-Dichloroethylene	ND	2200	660	ug/kg	
10061-01-5	cis-1,3-Dichloropropene	ND	2200	660	ug/kg	
541-73-1	m-Dichlorobenzene	ND	2200	660	ug/kg	
95-50-1	o-Dichlorobenzene	ND	2200	660	ug/kg	
106-46-7	p-Dichlorobenzene	ND	2200	660	ug/kg	

ND = Not detected MDL - Method Detection Limit

RL = Reporting Limit

E = Indicates value exceeds calibration range

J = Indicates an estimated value

B = Indicates analyte found in associated method blank

N = Indicates presumptive evidence of a compound

## Report of Analysis

<b>Client Sample ID:</b>	N25-0.9	<b>Date Sampled:</b>	07/22/11
<b>Lab Sample ID:</b>	C17126-5	<b>Date Received:</b>	07/22/11
<b>Matrix:</b>	SO - Soil	<b>Percent Solids:</b>	n/a <sup>a</sup>
<b>Method:</b>	SW846 8260B	<b>Project:</b> Romic Soil Investigation(Romic EPA) - 2081 Bay Road,East Palo Alto,CA	

## VOA 8260 List

CAS No.	Compound	Result	RL	MDL	Units	Q
156-60-5	trans-1,2-Dichloroethylene	ND	2200	660	ug/kg	
10061-02-6	trans-1,3-Dichloropropene	ND	2200	660	ug/kg	
100-41-4	Ethylbenzene	1550	2200	660	ug/kg	J
637-92-3	Ethyl tert-Butyl Ether	ND	2200	660	ug/kg	
591-78-6	2-Hexanone	ND	18000	2200	ug/kg	
87-68-3	Hexachlorobutadiene	ND	2200	440	ug/kg	
98-82-8	Isopropylbenzene	1100	2200	660	ug/kg	J
99-87-6	p-Isopropyltoluene	2180	2200	660	ug/kg	J
108-10-1	4-Methyl-2-pentanone	ND	18000	6600	ug/kg	
74-83-9	Methyl bromide	ND	2200	1100	ug/kg	
74-87-3	Methyl chloride	ND	2200	660	ug/kg	
74-95-3	Methylene bromide	ND	2200	1100	ug/kg	
75-09-2	Methylene chloride	ND	11000	7000	ug/kg	
78-93-3	Methyl ethyl ketone	ND	18000	5300	ug/kg	
1634-04-4	Methyl Tert Butyl Ether	ND	2200	440	ug/kg	
91-20-3	Naphthalene	ND	2200	660	ug/kg	
103-65-1	n-Propylbenzene	4670	2200	660	ug/kg	
100-42-5	Styrene	ND	2200	440	ug/kg	
994-05-8	Tert-Amyl Methyl Ether	ND	2200	530	ug/kg	
75-65-0	Tert Butyl Alcohol	ND	18000	4400	ug/kg	
630-20-6	1,1,1,2-Tetrachloroethane	ND	2200	440	ug/kg	
71-55-6	1,1,1-Trichloroethane	ND	2200	660	ug/kg	
79-34-5	1,1,2,2-Tetrachloroethane	ND	2200	440	ug/kg	
79-00-5	1,1,2-Trichloroethane	ND	2200	440	ug/kg	
87-61-6	1,2,3-Trichlorobenzene	ND	2200	660	ug/kg	
96-18-4	1,2,3-Trichloropropane	ND	2200	660	ug/kg	
120-82-1	1,2,4-Trichlorobenzene	ND	2200	660	ug/kg	
95-63-6	1,2,4-Trimethylbenzene	27000	2200	660	ug/kg	
108-67-8	1,3,5-Trimethylbenzene	993	2200	660	ug/kg	J
127-18-4	Tetrachloroethylene	ND	2200	1500	ug/kg	
108-88-3	Toluene	ND	2200	660	ug/kg	
79-01-6	Trichloroethylene	ND	2200	440	ug/kg	
75-69-4	Trichlorofluoromethane	ND	2200	530	ug/kg	
75-01-4	Vinyl chloride	ND	2200	1100	ug/kg	
1330-20-7	Xylene (total)	ND	4400	1800	ug/kg	

CAS No.	Surrogate Recoveries	Run# 1	Run# 2	Limits
1868-53-7	Dibromofluoromethane	100%		60-130%
2037-26-5	Toluene-D8	109%		60-130%

ND = Not detected MDL - Method Detection Limit

RL = Reporting Limit

E = Indicates value exceeds calibration range

J = Indicates an estimated value

B = Indicates analyte found in associated method blank

N = Indicates presumptive evidence of a compound

## Report of Analysis

<b>Client Sample ID:</b>	N25-0.9		
<b>Lab Sample ID:</b>	C17126-5	<b>Date Sampled:</b>	07/22/11
<b>Matrix:</b>	SO - Soil	<b>Date Received:</b>	07/22/11
<b>Method:</b>	SW846 8260B	<b>Percent Solids:</b>	n/a <sup>a</sup>
<b>Project:</b>	Romic Soil Investigation(Romic EPA) - 2081 Bay Road,East Palo Alto,CA		

### VOA 8260 List

CAS No.	Surrogate Recoveries	Run# 1	Run# 2	Limits
460-00-4	4-Bromofluorobenzene	126%		60-130%

- (a) All results reported on wet weight basis.
- (b) CCV outside of control limits (biased high); not detected in sample.

ND = Not detected      MDL - Method Detection Limit  
 RL = Reporting Limit  
 E = Indicates value exceeds calibration range

J = Indicates an estimated value  
 B = Indicates analyte found in associated method blank  
 N = Indicates presumptive evidence of a compound

## Report of Analysis

<b>Client Sample ID:</b>	N25-0.9	<b>Date Sampled:</b>	07/22/11
<b>Lab Sample ID:</b>	C17126-5	<b>Date Received:</b>	07/22/11
<b>Matrix:</b>	SO - Soil	<b>Percent Solids:</b>	n/a <sup>a</sup>
<b>Method:</b>	SW846 8270C SW846 3550B	<b>Project:</b> Romic Soil Investigation(Romic EPA) - 2081 Bay Road, East Palo Alto, CA	

Run #1	File ID	DF	Analyzed	By	Prep Date	Prep Batch	Analytical Batch
Run #1	Y9042.D	1	07/27/11	MT	07/26/11	OP4307	EY431
Run #2							

Run #1	Initial Weight	Final Volume
Run #1	10.0 g	1.0 ml
Run #2		

## ABN Full List

CAS No.	Compound	Result	RL	MDL	Units	Q
65-85-0	Benzoic acid	ND	1000	890	ug/kg	
95-57-8	2-Chlorophenol	ND	1000	680	ug/kg	
59-50-7	4-Chloro-3-methyl phenol	ND	500	420	ug/kg	
120-83-2	2,4-Dichlorophenol	ND	500	140	ug/kg	
105-67-9	2,4-Dimethylphenol	ND	500	150	ug/kg	
51-28-5	2,4-Dinitrophenol	ND	2500	850	ug/kg	
534-52-1	4,6-Dinitro-o-cresol	ND	2000	1000	ug/kg	
95-48-7	2-Methylphenol	ND	500	170	ug/kg	
	3&4-Methylphenol	ND	500	150	ug/kg	
88-75-5	2-Nitrophenol	ND	500	130	ug/kg	
100-02-7	4-Nitrophenol	ND	2000	1200	ug/kg	
87-86-5	Pentachlorophenol	ND	500	420	ug/kg	
108-95-2	Phenol	ND	2000	1300	ug/kg	
95-95-4	2,4,5-Trichlorophenol	ND	500	120	ug/kg	
88-06-2	2,4,6-Trichlorophenol	ND	500	160	ug/kg	
83-32-9	Acenaphthene	ND	1000	500	ug/kg	
208-96-8	Acenaphthylene	ND	500	200	ug/kg	
62-53-3	Aniline	ND	500	140	ug/kg	
120-12-7	Anthracene	ND	500	100	ug/kg	
103-33-3	Azobenzene	ND	500	170	ug/kg	
92-87-5	Benzidine	ND	2500	730	ug/kg	
56-55-3	Benzo(a)anthracene	ND	500	70	ug/kg	
50-32-8	Benzo(a)pyrene	ND	500	90	ug/kg	
205-99-2	Benzo(b)fluoranthene	ND	500	60	ug/kg	
191-24-2	Benzo(g,h,i)perylene	ND	500	150	ug/kg	
207-08-9	Benzo(k)fluoranthene	ND	500	120	ug/kg	
101-55-3	4-Bromophenyl phenyl ether	ND	500	150	ug/kg	
85-68-7	Butyl benzyl phthalate	ND	500	110	ug/kg	
100-51-6	Benzyl Alcohol	ND	1000	160	ug/kg	
91-58-7	2-Chloronaphthalene	ND	500	180	ug/kg	
106-47-8	4-Chloroaniline	ND	500	140	ug/kg	
86-74-8	Carbazole	ND	500	80	ug/kg	

ND = Not detected MDL - Method Detection Limit

RL = Reporting Limit

E = Indicates value exceeds calibration range

J = Indicates an estimated value

B = Indicates analyte found in associated method blank

N = Indicates presumptive evidence of a compound

## Report of Analysis

<b>Client Sample ID:</b>	N25-0.9	<b>Date Sampled:</b>	07/22/11
<b>Lab Sample ID:</b>	C17126-5	<b>Date Received:</b>	07/22/11
<b>Matrix:</b>	SO - Soil	<b>Percent Solids:</b>	n/a <sup>a</sup>
<b>Method:</b>	SW846 8270C SW846 3550B	<b>Project:</b> Romic Soil Investigation(Romic EPA) - 2081 Bay Road,East Palo Alto,CA	

## ABN Full List

CAS No.	Compound	Result	RL	MDL	Units	Q
218-01-9	Chrysene	ND	500	100	ug/kg	
111-91-1	bis(2-Chloroethoxy)methane	ND	500	180	ug/kg	
111-44-4	bis(2-Chloroethyl)ether	ND	500	230	ug/kg	
108-60-1	bis(2-Chloroisopropyl)ether	ND	500	270	ug/kg	
7005-72-3	4-Chlorophenyl phenyl ether	ND	500	190	ug/kg	
95-50-1	1,2-Dichlorobenzene	ND	500	160	ug/kg	
541-73-1	1,3-Dichlorobenzene	ND	500	150	ug/kg	
106-46-7	1,4-Dichlorobenzene	ND	500	420	ug/kg	
121-14-2	2,4-Dinitrotoluene	ND	500	460	ug/kg	
606-20-2	2,6-Dinitrotoluene	ND	1000	320	ug/kg	
91-94-1	3,3'-Dichlorobenzidine	ND	2500	140	ug/kg	
53-70-3	Dibenzo(a,h)anthracene	ND	500	130	ug/kg	
132-64-9	Dibenzofuran	ND	500	160	ug/kg	
122-39-4	Diphenylamine	ND	500	120	ug/kg	
84-74-2	Di-n-butyl phthalate	ND	500	100	ug/kg	
117-84-0	Di-n-octyl phthalate	608	500	130	ug/kg	
84-66-2	Diethyl phthalate	ND	500	170	ug/kg	
131-11-3	Dimethyl phthalate	ND	500	180	ug/kg	
117-81-7	bis(2-Ethylhexyl)phthalate	3270	500	220	ug/kg	
206-44-0	Fluoranthene	ND	500	100	ug/kg	
86-73-7	Fluorene	ND	500	180	ug/kg	
118-74-1	Hexachlorobenzene	ND	500	130	ug/kg	
87-68-3	Hexachlorobutadiene	ND	500	190	ug/kg	
77-47-4	Hexachlorocyclopentadiene	ND	500	140	ug/kg	
67-72-1	Hexachloroethane	ND	500	160	ug/kg	
193-39-5	Indeno(1,2,3-cd)pyrene	ND	500	140	ug/kg	
78-59-1	Isophorone	ND	500	170	ug/kg	
90-12-0	1-Methylnaphthalene	ND	500	160	ug/kg	
91-57-6	2-Methylnaphthalene	ND	500	160	ug/kg	
88-74-4	2-Nitroaniline	ND	500	120	ug/kg	
99-09-2	3-Nitroaniline	ND	500	120	ug/kg	
100-01-6	4-Nitroaniline	ND	500	300	ug/kg	
91-20-3	Naphthalene	ND	500	170	ug/kg	
98-95-3	Nitrobenzene	ND	500	160	ug/kg	
62-75-9	N-Nitrosodimethylamine	ND	5000	2200	ug/kg	
621-64-7	N-Nitroso-di-n-propylamine	ND	1000	550	ug/kg	
85-01-8	Phenanthrene	194	500	110	ug/kg	J
129-00-0	Pyrene	ND	1000	680	ug/kg	
110-86-1	Pyridine	ND	2000	220	ug/kg	
120-82-1	1,2,4-Trichlorobenzene	ND	500	340	ug/kg	

ND = Not detected MDL - Method Detection Limit

RL = Reporting Limit

E = Indicates value exceeds calibration range

J = Indicates an estimated value

B = Indicates analyte found in associated method blank

N = Indicates presumptive evidence of a compound

## Report of Analysis

<b>Client Sample ID:</b>	N25-0.9		<b>Date Sampled:</b>	07/22/11
<b>Lab Sample ID:</b>	C17126-5		<b>Date Received:</b>	07/22/11
<b>Matrix:</b>	SO - Soil		<b>Percent Solids:</b>	n/a <sup>a</sup>
<b>Method:</b>	SW846 8270C SW846 3550B			
<b>Project:</b>	Romic Soil Investigation(Romic EPA) - 2081 Bay Road, East Palo Alto, CA			

## ABN Full List

CAS No.	Surrogate Recoveries	Run# 1	Run# 2	Limits
367-12-4	2-Fluorophenol	62%		20-100%
4165-62-2	Phenol-d5	70%		20-100%
118-79-6	2,4,6-Tribromophenol	87%		30-100%
4165-60-0	Nitrobenzene-d5	68%		20-100%
321-60-8	2-Fluorobiphenyl	67%		20-106%
1718-51-0	Terphenyl-d14	105%		55-130%

(a) All results reported on wet weight basis.

ND = Not detected      MDL - Method Detection Limit  
 RL = Reporting Limit  
 E = Indicates value exceeds calibration range

J = Indicates an estimated value  
 B = Indicates analyte found in associated method blank  
 N = Indicates presumptive evidence of a compound

## Report of Analysis

<b>Client Sample ID:</b>	N25-0.9	
<b>Lab Sample ID:</b>	C17126-5	<b>Date Sampled:</b> 07/22/11
<b>Matrix:</b>	SO - Soil	<b>Date Received:</b> 07/22/11
<b>Method:</b>	SW846 8015B	<b>Percent Solids:</b> n/a <sup>a</sup>
<b>Project:</b>	Romic Soil Investigation(Romic EPA) - 2081 Bay Road, East Palo Alto, CA	

	File ID	DF	Analyzed	By	Prep Date	Prep Batch	Analytical Batch
Run #1	JK21586.D	1	08/03/11	TT	n/a	n/a	GJK889
Run #2							

	Initial Weight	Final Volume	Methanol Aliquot
Run #1	5.10 g	5.0 ml	5.0 ul
Run #2			

## TPH Volatiles

CAS No.	Compound	Result	RL	MDL	Units	Q
	TPH-GRO (C6-C10) <sup>b</sup>	1130	98	49	mg/kg	

CAS No.	Surrogate Recoveries	Run# 1	Run# 2	Limits
98-08-8	aaa-Trifluorotoluene	85%		60-157%

(a) All results reported on wet weight basis.

(b) Atypical gasoline pattern.

ND = Not detected      MDL - Method Detection Limit

RL = Reporting Limit

E = Indicates value exceeds calibration range

J = Indicates an estimated value

B = Indicates analyte found in associated method blank

N = Indicates presumptive evidence of a compound



## Report of Analysis

<b>Client Sample ID:</b>	N25-0.9	<b>Date Sampled:</b>	07/22/11
<b>Lab Sample ID:</b>	C17126-5	<b>Date Received:</b>	07/22/11
<b>Matrix:</b>	SO - Soil	<b>Percent Solids:</b>	n/a <sup>a</sup>
<b>Method:</b>	SW846 8081A SW846 3545A	<b>Project:</b> Romic Soil Investigation(Romic EPA) - 2081 Bay Road, East Palo Alto, CA	

Run #	File ID	DF	Analyzed	By	Prep Date	Prep Batch	Analytical Batch
Run #1 <sup>b</sup>	OO23026.D	5	08/01/11	RV	07/25/11	OP4294	G00733
Run #2							

Run #	Initial Weight	Final Volume
Run #1	10.0 g	10.0 ml
Run #2		

## Pesticide PPL List

CAS No.	Compound	Result	RL	MDL	Units	Q
309-00-2	Aldrin	ND	130	50	ug/kg	
319-84-6	alpha-BHC	ND	130	55	ug/kg	
319-85-7	beta-BHC	ND	130	18	ug/kg	
319-86-8	delta-BHC	ND	130	18	ug/kg	
58-89-9	gamma-BHC (Lindane)	ND	130	38	ug/kg	
12789-03-6	Chlordane	ND	500	500	ug/kg	
60-57-1	Dieldrin	ND	130	15	ug/kg	
72-54-8	4,4' -DDD	ND	130	18	ug/kg	
72-55-9	4,4' -DDE	ND	130	15	ug/kg	
50-29-3	4,4' -DDT	ND	130	15	ug/kg	
72-20-8	Endrin	ND	130	15	ug/kg	
7421-93-4	Endrin aldehyde	ND	130	30	ug/kg	
959-98-8	Endosulfan-I	ND	130	18	ug/kg	
33213-65-9	Endosulfan-II	ND	130	18	ug/kg	
1031-07-8	Endosulfan sulfate	ND	130	40	ug/kg	
76-44-8	Heptachlor	ND	130	30	ug/kg	
1024-57-3	Heptachlor epoxide	ND	130	20	ug/kg	
72-43-5	Methoxychlor	ND	130	18	ug/kg	
8001-35-2	Toxaphene	ND	500	500	ug/kg	

CAS No.	Surrogate Recoveries	Run# 1	Run# 2	Limits
877-09-8	Tetrachloro-m-xylene	56%		35-132%
877-09-8	Tetrachloro-m-xylene	67%		35-132%
2051-24-3	Decachlorobiphenyl	78%		35-132%
2051-24-3	Decachlorobiphenyl	75%		35-132%

(a) All results reported on wet weight basis.

(b) Reporting limits raised due to high concentration of PCB (Aroclor 1260) and non-target Hydrocarbons.

ND = Not detected MDL - Method Detection Limit

RL = Reporting Limit

E = Indicates value exceeds calibration range

J = Indicates an estimated value

B = Indicates analyte found in associated method blank

N = Indicates presumptive evidence of a compound

## Report of Analysis

<b>Client Sample ID:</b> N25-0.9	
<b>Lab Sample ID:</b> C17126-5	<b>Date Sampled:</b> 07/22/11
<b>Matrix:</b> SO - Soil	<b>Date Received:</b> 07/22/11
<b>Method:</b> SW846 8082 SW846 3545A	<b>Percent Solids:</b> n/a <sup>a</sup>
<b>Project:</b> Romc Soil Investigation(Romc EPA) - 2081 Bay Road,East Palo Alto,CA	

Run #1	File ID	DF	Analyzed	By	Prep Date	Prep Batch	Analytical Batch
Run #1	PP20462.D	1	07/26/11	RV	07/25/11	OP4295	GPP692
Run #2							

Run #1	Initial Weight	Final Volume
Run #1	10.0 g	10.0 ml
Run #2		

## PCB List

CAS No.	Compound	Result	RL	MDL	Units	Q
12674-11-2	Aroclor 1016	ND	100	17	ug/kg	
11104-28-2	Aroclor 1221	ND	100	50	ug/kg	
11141-16-5	Aroclor 1232	ND	100	50	ug/kg	
53469-21-9	Aroclor 1242	ND	100	50	ug/kg	
12672-29-6	Aroclor 1248 <sup>b</sup>	106	100	50	ug/kg	
11097-69-1	Aroclor 1254 <sup>b</sup>	248	100	50	ug/kg	
11096-82-5	Aroclor 1260 <sup>b</sup>	147	100	20	ug/kg	

CAS No.	Surrogate Recoveries	Run# 1	Run# 2	Limits
877-09-8	Tetrachloro-m-xylene	64%		45-108%
877-09-8	Tetrachloro-m-xylene	51%		45-108%
2051-24-3	Decachlorobiphenyl	72%		54-121%
2051-24-3	Decachlorobiphenyl	60%		54-121%

(a) All results reported on wet weight basis.

(b) Estimated value due to the presence of multiple overlapping Aroclor patterns.

ND = Not detected MDL - Method Detection Limit

RL = Reporting Limit

E = Indicates value exceeds calibration range

J = Indicates an estimated value

B = Indicates analyte found in associated method blank

N = Indicates presumptive evidence of a compound

## Report of Analysis

<b>Client Sample ID:</b> N25-0.9	
<b>Lab Sample ID:</b> C17126-5	<b>Date Sampled:</b> 07/22/11
<b>Matrix:</b> SO - Soil	<b>Date Received:</b> 07/22/11
<b>Method:</b> SW846 8015B M SW846 3545A	<b>Percent Solids:</b> n/a <sup>a</sup>
<b>Project:</b> Romic Soil Investigation(Romic EPA) - 2081 Bay Road, East Palo Alto, CA	

	File ID	DF	Analyzed	By	Prep Date	Prep Batch	Analytical Batch
Run #1	GG27238.D	40	07/28/11	JH	07/26/11	OP4309	GGG731
Run #2							

	Initial Weight	Final Volume
Run #1	10.0 g	1.0 ml
Run #2		

### TPH Extractable w/ Silica Gel Cleanup

CAS No.	Compound	Result	RL	MDL	Units	Q
	TPH (C10-C28)	1880	400	200	mg/kg	
	TPH (> C28-C40)	2220	800	400	mg/kg	

CAS No.	Surrogate Recoveries	Run# 1	Run# 2	Limits
630-01-3	Hexacosane	86%		45-140%

(a) All results reported on wet weight basis.

ND = Not detected      MDL - Method Detection Limit  
 RL = Reporting Limit  
 E = Indicates value exceeds calibration range

J = Indicates an estimated value  
 B = Indicates analyte found in associated method blank  
 N = Indicates presumptive evidence of a compound

## Report of Analysis

<b>Client Sample ID:</b> N25-0.9	<b>Date Sampled:</b> 07/22/11
<b>Lab Sample ID:</b> C17126-5	<b>Date Received:</b> 07/22/11
<b>Matrix:</b> SO - Soil	<b>Percent Solids:</b> n/a <sup>a</sup>
<b>Project:</b> Romic Soil Investigation(Romic EPA) - 2081 Bay Road,East Palo Alto,CA	

## Metals Analysis

Analyte	Result	RL	Units	DF	Prep	Analyzed By	Method	Prep Method
Antimony	< 1.8	1.8	mg/kg	1	07/25/11	07/29/11 RS	SW846 6010B <sup>2</sup>	SW846 3050B <sup>4</sup>
Arsenic	< 1.8	1.8	mg/kg	1	07/25/11	07/29/11 RS	SW846 6010B <sup>2</sup>	SW846 3050B <sup>4</sup>
Barium	47.3	18	mg/kg	1	07/25/11	07/29/11 RS	SW846 6010B <sup>2</sup>	SW846 3050B <sup>4</sup>
Beryllium	< 0.92	0.92	mg/kg	1	07/25/11	07/29/11 RS	SW846 6010B <sup>2</sup>	SW846 3050B <sup>4</sup>
Cadmium	< 0.92	0.92	mg/kg	1	07/25/11	07/29/11 RS	SW846 6010B <sup>2</sup>	SW846 3050B <sup>4</sup>
Chromium <sup>b</sup>	94.4	1.8	mg/kg	2	07/25/11	07/29/11 RS	SW846 6010B <sup>2</sup>	SW846 3050B <sup>4</sup>
Cobalt	24.8	0.92	mg/kg	1	07/25/11	07/29/11 RS	SW846 6010B <sup>2</sup>	SW846 3050B <sup>4</sup>
Copper	49.6	2.3	mg/kg	1	07/25/11	07/29/11 RS	SW846 6010B <sup>2</sup>	SW846 3050B <sup>4</sup>
Lead	3.0	1.8	mg/kg	1	07/25/11	07/29/11 RS	SW846 6010B <sup>2</sup>	SW846 3050B <sup>4</sup>
Mercury	< 0.041	0.041	mg/kg	1	07/25/11	07/25/11 PH	SW846 7471A <sup>1</sup>	SW846 7471A <sup>3</sup>
Molybdenum	< 1.8	1.8	mg/kg	1	07/25/11	07/29/11 RS	SW846 6010B <sup>2</sup>	SW846 3050B <sup>4</sup>
Nickel	50.8	0.92	mg/kg	1	07/25/11	07/29/11 RS	SW846 6010B <sup>2</sup>	SW846 3050B <sup>4</sup>
Selenium <sup>b</sup>	< 3.7	3.7	mg/kg	2	07/25/11	07/29/11 RS	SW846 6010B <sup>2</sup>	SW846 3050B <sup>4</sup>
Silver <sup>b</sup>	< 1.8	1.8	mg/kg	2	07/25/11	07/29/11 RS	SW846 6010B <sup>2</sup>	SW846 3050B <sup>4</sup>
Thallium <sup>b</sup>	< 9.0	9.0	mg/kg	2	07/25/11	07/29/11 RS	SW846 6010B <sup>2</sup>	SW846 3050B <sup>4</sup>
Vanadium <sup>b</sup>	128	1.8	mg/kg	2	07/25/11	07/29/11 RS	SW846 6010B <sup>2</sup>	SW846 3050B <sup>4</sup>
Zinc	55.3	1.8	mg/kg	1	07/25/11	07/29/11 RS	SW846 6010B <sup>2</sup>	SW846 3050B <sup>4</sup>

(1) Instrument QC Batch: MA2004

(2) Instrument QC Batch: MA2013

(3) Prep QC Batch: MP3760

(4) Prep QC Batch: MP3766

(a) All results reported on wet weight basis.

(b) Elevated reporting limit(s) due to matrix interference and/or dilution required for high interfering element.

RL = Reporting Limit

## Report of Analysis

<b>Client Sample ID:</b>	N25-3.9	<b>Date Sampled:</b>	07/22/11
<b>Lab Sample ID:</b>	C17126-6	<b>Date Received:</b>	07/22/11
<b>Matrix:</b>	SO - Soil	<b>Percent Solids:</b>	n/a <sup>a</sup>
<b>Method:</b>	SW846 8260B	<b>Project:</b> Romic Soil Investigation(Romic EPA) - 2081 Bay Road, East Palo Alto, CA	

Run #	File ID	DF	Analyzed	By	Prep Date	Prep Batch	Analytical Batch
Run #1	L9552.D	1	08/05/11	TF	n/a	n/a	VL299
Run #2							

Run #	Initial Weight
Run #1	7.40 g
Run #2	

## VOA 8260 List

CAS No.	Compound	Result	RL	MDL	Units	Q
67-64-1	Acetone	ND	68	14	ug/kg	
71-43-2	Benzene	4.3	3.4	1.0	ug/kg	
108-86-1	Bromobenzene	ND	3.4	1.0	ug/kg	
74-97-5	Bromochloromethane	ND	3.4	1.0	ug/kg	
75-27-4	Bromodichloromethane	ND	3.4	0.68	ug/kg	
75-25-2	Bromoform	ND	3.4	0.68	ug/kg	
104-51-8	n-Butylbenzene	ND	3.4	1.0	ug/kg	
135-98-8	sec-Butylbenzene	ND	3.4	1.0	ug/kg	
98-06-6	tert-Butylbenzene	ND	3.4	1.0	ug/kg	
108-90-7	Chlorobenzene	5.1	3.4	1.0	ug/kg	
75-00-3	Chloroethane	ND	3.4	1.0	ug/kg	
67-66-3	Chloroform	ND	3.4	1.0	ug/kg	
95-49-8	o-Chlorotoluene	ND	3.4	1.0	ug/kg	
106-43-4	p-Chlorotoluene	ND	3.4	1.0	ug/kg	
56-23-5	Carbon tetrachloride	ND	3.4	0.68	ug/kg	
75-34-3	1,1-Dichloroethane	4.1	3.4	0.68	ug/kg	
75-35-4	1,1-Dichloroethylene	ND	3.4	1.0	ug/kg	
563-58-6	1,1-Dichloropropene	ND	3.4	1.0	ug/kg	
96-12-8	1,2-Dibromo-3-chloropropane	ND	3.4	0.68	ug/kg	
106-93-4	1,2-Dibromoethane	ND	3.4	0.68	ug/kg	
107-06-2	1,2-Dichloroethane	ND	3.4	1.0	ug/kg	
78-87-5	1,2-Dichloropropane	ND	3.4	1.0	ug/kg	
142-28-9	1,3-Dichloropropane	ND	3.4	1.0	ug/kg	
108-20-3	Di-Isopropyl ether	ND	3.4	1.0	ug/kg	
594-20-7	2,2-Dichloropropane	ND	3.4	1.0	ug/kg	
124-48-1	Dibromochloromethane	ND	3.4	0.68	ug/kg	
75-71-8	Dichlorodifluoromethane <sup>b</sup>	ND	3.4	0.68	ug/kg	
156-59-2	cis-1,2-Dichloroethylene	ND	3.4	1.0	ug/kg	
10061-01-5	cis-1,3-Dichloropropene	ND	3.4	1.0	ug/kg	
541-73-1	m-Dichlorobenzene	ND	3.4	1.0	ug/kg	
95-50-1	o-Dichlorobenzene	ND	3.4	1.0	ug/kg	
106-46-7	p-Dichlorobenzene	ND	3.4	1.0	ug/kg	

ND = Not detected MDL - Method Detection Limit

RL = Reporting Limit

E = Indicates value exceeds calibration range

J = Indicates an estimated value

B = Indicates analyte found in associated method blank

N = Indicates presumptive evidence of a compound

## Report of Analysis

<b>Client Sample ID:</b>	N25-3.9	<b>Date Sampled:</b>	07/22/11
<b>Lab Sample ID:</b>	C17126-6	<b>Date Received:</b>	07/22/11
<b>Matrix:</b>	SO - Soil	<b>Percent Solids:</b>	n/a <sup>a</sup>
<b>Method:</b>	SW846 8260B	<b>Project:</b> Romic Soil Investigation(Romic EPA) - 2081 Bay Road,East Palo Alto,CA	

## VOA 8260 List

CAS No.	Compound	Result	RL	MDL	Units	Q
156-60-5	trans-1,2-Dichloroethylene	ND	3.4	1.0	ug/kg	
10061-02-6	trans-1,3-Dichloropropene	ND	3.4	1.0	ug/kg	
100-41-4	Ethylbenzene	7.7	3.4	1.0	ug/kg	
637-92-3	Ethyl tert-Butyl Ether	ND	3.4	1.0	ug/kg	
591-78-6	2-Hexanone	ND	27	3.4	ug/kg	
87-68-3	Hexachlorobutadiene	ND	3.4	0.68	ug/kg	
98-82-8	Isopropylbenzene	3.4	3.4	1.0	ug/kg	
99-87-6	p-Isopropyltoluene	ND	3.4	1.0	ug/kg	
108-10-1	4-Methyl-2-pentanone	ND	27	10	ug/kg	
74-83-9	Methyl bromide	ND	3.4	1.7	ug/kg	
74-87-3	Methyl chloride	ND	3.4	1.0	ug/kg	
74-95-3	Methylene bromide	ND	3.4	1.7	ug/kg	
75-09-2	Methylene chloride	ND	17	11	ug/kg	
78-93-3	Methyl ethyl ketone	ND	27	8.1	ug/kg	
1634-04-4	Methyl Tert Butyl Ether	ND	3.4	0.68	ug/kg	
91-20-3	Naphthalene	ND	3.4	1.0	ug/kg	
103-65-1	n-Propylbenzene	2.1	3.4	1.0	ug/kg	J
100-42-5	Styrene	ND	3.4	0.68	ug/kg	
994-05-8	Tert-Amyl Methyl Ether	ND	3.4	0.81	ug/kg	
75-65-0	Tert Butyl Alcohol	ND	27	6.8	ug/kg	
630-20-6	1,1,1,2-Tetrachloroethane	ND	3.4	0.68	ug/kg	
71-55-6	1,1,1-Trichloroethane	ND	3.4	1.0	ug/kg	
79-34-5	1,1,2,2-Tetrachloroethane	ND	3.4	0.68	ug/kg	
79-00-5	1,1,2-Trichloroethane	ND	3.4	0.68	ug/kg	
87-61-6	1,2,3-Trichlorobenzene	ND	3.4	1.0	ug/kg	
96-18-4	1,2,3-Trichloropropane	ND	3.4	1.0	ug/kg	
120-82-1	1,2,4-Trichlorobenzene	ND	3.4	1.0	ug/kg	
95-63-6	1,2,4-Trimethylbenzene	ND	3.4	1.0	ug/kg	
108-67-8	1,3,5-Trimethylbenzene	ND	3.4	1.0	ug/kg	
127-18-4	Tetrachloroethylene	ND	3.4	2.4	ug/kg	
108-88-3	Toluene	3.5	3.4	1.0	ug/kg	
79-01-6	Trichloroethylene	ND	3.4	0.68	ug/kg	
75-69-4	Trichlorofluoromethane	ND	3.4	0.81	ug/kg	
75-01-4	Vinyl chloride	ND	3.4	1.7	ug/kg	
1330-20-7	Xylene (total)	2.8	6.8	2.7	ug/kg	J

CAS No.	Surrogate Recoveries	Run# 1	Run# 2	Limits
1868-53-7	Dibromofluoromethane	105%		60-130%
2037-26-5	Toluene-D8	112%		60-130%

ND = Not detected MDL - Method Detection Limit

RL = Reporting Limit

E = Indicates value exceeds calibration range

J = Indicates an estimated value

B = Indicates analyte found in associated method blank

N = Indicates presumptive evidence of a compound

## Report of Analysis

<b>Client Sample ID:</b>	N25-3.9		
<b>Lab Sample ID:</b>	C17126-6	<b>Date Sampled:</b>	07/22/11
<b>Matrix:</b>	SO - Soil	<b>Date Received:</b>	07/22/11
<b>Method:</b>	SW846 8260B	<b>Percent Solids:</b>	n/a <sup>a</sup>
<b>Project:</b>	Romic Soil Investigation(Romic EPA) - 2081 Bay Road, East Palo Alto, CA		

### VOA 8260 List

CAS No.	Surrogate Recoveries	Run# 1	Run# 2	Limits
460-00-4	4-Bromofluorobenzene	105%		60-130%

- (a) All results reported on wet weight basis.
- (b) CCV outside of control limits (biased high); not detected in sample.

ND = Not detected      MDL - Method Detection Limit  
 RL = Reporting Limit  
 E = Indicates value exceeds calibration range

J = Indicates an estimated value  
 B = Indicates analyte found in associated method blank  
 N = Indicates presumptive evidence of a compound

## Report of Analysis

<b>Client Sample ID:</b>	D23-2.7	<b>Date Sampled:</b>	07/22/11
<b>Lab Sample ID:</b>	C17126-7	<b>Date Received:</b>	07/22/11
<b>Matrix:</b>	SO - Soil	<b>Percent Solids:</b>	n/a <sup>a</sup>
<b>Method:</b>	SW846 8260B	<b>Project:</b> Romc Soil Investigation(Romc EPA) - 2081 Bay Road, East Palo Alto, CA	

Run #1	File ID	DF	Analyzed	By	Prep Date	Prep Batch	Analytical Batch
Run #1	L9559.D	100	08/05/11	TF	n/a	n/a	VL299
Run #2							

Run #1	Initial Weight	Final Volume	Methanol Aliquot
Run #1	5.20 g	5.0 ml	20.0 ul
Run #2			

## VOA 8260 List

CAS No.	Compound	Result	RL	MDL	Units	Q
67-64-1	Acetone	ND	240000	480000	ug/kg	
71-43-2	Benzene	ND	120000	36000	ug/kg	
108-86-1	Bromobenzene	ND	120000	36000	ug/kg	
74-97-5	Bromochloromethane	ND	120000	36000	ug/kg	
75-27-4	Bromodichloromethane	ND	120000	24000	ug/kg	
75-25-2	Bromoform	ND	120000	24000	ug/kg	
104-51-8	n-Butylbenzene	72800	120000	36000	ug/kg	J
135-98-8	sec-Butylbenzene	ND	120000	36000	ug/kg	
98-06-6	tert-Butylbenzene	ND	120000	36000	ug/kg	
108-90-7	Chlorobenzene	ND	120000	36000	ug/kg	
75-00-3	Chloroethane	ND	120000	36000	ug/kg	
67-66-3	Chloroform	ND	120000	36000	ug/kg	
95-49-8	o-Chlorotoluene	ND	120000	36000	ug/kg	
106-43-4	p-Chlorotoluene	ND	120000	36000	ug/kg	
56-23-5	Carbon tetrachloride	ND	120000	24000	ug/kg	
75-34-3	1,1-Dichloroethane	47000	120000	24000	ug/kg	J
75-35-4	1,1-Dichloroethylene	ND	120000	36000	ug/kg	
563-58-6	1,1-Dichloropropene	ND	120000	36000	ug/kg	
96-12-8	1,2-Dibromo-3-chloropropane	ND	120000	24000	ug/kg	
106-93-4	1,2-Dibromoethane	ND	120000	24000	ug/kg	
107-06-2	1,2-Dichloroethane	ND	120000	36000	ug/kg	
78-87-5	1,2-Dichloropropane	ND	120000	36000	ug/kg	
142-28-9	1,3-Dichloropropane	ND	120000	36000	ug/kg	
108-20-3	Di-Isopropyl ether	ND	120000	36000	ug/kg	
594-20-7	2,2-Dichloropropane	ND	120000	36000	ug/kg	
124-48-1	Dibromochloromethane	ND	120000	24000	ug/kg	
75-71-8	Dichlorodifluoromethane <sup>b</sup>	ND	120000	24000	ug/kg	
156-59-2	cis-1,2-Dichloroethylene	ND	120000	36000	ug/kg	
10061-01-5	cis-1,3-Dichloropropene	ND	120000	36000	ug/kg	
541-73-1	m-Dichlorobenzene	ND	120000	36000	ug/kg	
95-50-1	o-Dichlorobenzene	ND	120000	36000	ug/kg	
106-46-7	p-Dichlorobenzene	ND	120000	36000	ug/kg	

ND = Not detected MDL - Method Detection Limit

RL = Reporting Limit

E = Indicates value exceeds calibration range

J = Indicates an estimated value

B = Indicates analyte found in associated method blank

N = Indicates presumptive evidence of a compound



## Report of Analysis

<b>Client Sample ID:</b>	D23-2.7	<b>Date Sampled:</b>	07/22/11
<b>Lab Sample ID:</b>	C17126-7	<b>Date Received:</b>	07/22/11
<b>Matrix:</b>	SO - Soil	<b>Percent Solids:</b>	n/a <sup>a</sup>
<b>Method:</b>	SW846 8260B	<b>Project:</b> Romc Soil Investigation(Romc EPA) - 2081 Bay Road,East Palo Alto,CA	

## VOA 8260 List

CAS No.	Compound	Result	RL	MDL	Units	Q
156-60-5	trans-1,2-Dichloroethylene	ND	120000	36000	ug/kg	
10061-02-6	trans-1,3-Dichloropropene	ND	120000	36000	ug/kg	
100-41-4	Ethylbenzene	534000	120000	36000	ug/kg	
637-92-3	Ethyl tert-Butyl Ether	ND	120000	36000	ug/kg	
591-78-6	2-Hexanone	ND	960000	120000	ug/kg	
87-68-3	Hexachlorobutadiene	ND	120000	24000	ug/kg	
98-82-8	Isopropylbenzene	ND	120000	36000	ug/kg	
99-87-6	p-Isopropyltoluene	ND	120000	36000	ug/kg	
108-10-1	4-Methyl-2-pentanone	ND	960000	360000	ug/kg	
74-83-9	Methyl bromide	ND	120000	60000	ug/kg	
74-87-3	Methyl chloride	ND	120000	36000	ug/kg	
74-95-3	Methylene bromide	ND	120000	60000	ug/kg	
75-09-2	Methylene chloride	ND	600000	380000	ug/kg	
78-93-3	Methyl ethyl ketone	1440000	960000	290000	ug/kg	
1634-04-4	Methyl Tert Butyl Ether	ND	120000	24000	ug/kg	
91-20-3	Naphthalene	421000	120000	36000	ug/kg	
103-65-1	n-Propylbenzene	41700	120000	36000	ug/kg	J
100-42-5	Styrene	ND	120000	24000	ug/kg	
994-05-8	Tert-Amyl Methyl Ether	ND	120000	29000	ug/kg	
75-65-0	Tert Butyl Alcohol	ND	960000	240000	ug/kg	
630-20-6	1,1,1,2-Tetrachloroethane	ND	120000	24000	ug/kg	
71-55-6	1,1,1-Trichloroethane	164000	120000	36000	ug/kg	
79-34-5	1,1,2,2-Tetrachloroethane	ND	120000	24000	ug/kg	
79-00-5	1,1,2-Trichloroethane	52800	120000	24000	ug/kg	J
87-61-6	1,2,3-Trichlorobenzene	38100	120000	36000	ug/kg	J
96-18-4	1,2,3-Trichloropropane	ND	120000	36000	ug/kg	
120-82-1	1,2,4-Trichlorobenzene	118000	120000	36000	ug/kg	J
95-63-6	1,2,4-Trimethylbenzene	513000	120000	36000	ug/kg	
108-67-8	1,3,5-Trimethylbenzene	107000	120000	36000	ug/kg	J
127-18-4	Tetrachloroethylene	350000	120000	84000	ug/kg	
108-88-3	Toluene	2050000	120000	36000	ug/kg	
79-01-6	Trichloroethylene	1640000	120000	24000	ug/kg	
75-69-4	Trichlorofluoromethane	ND	120000	29000	ug/kg	
75-01-4	Vinyl chloride	ND	120000	60000	ug/kg	
1330-20-7	Xylene (total)	2600000	240000	96000	ug/kg	

CAS No.	Surrogate Recoveries	Run# 1	Run# 2	Limits
1868-53-7	Dibromofluoromethane	98%		60-130%
2037-26-5	Toluene-D8	113%		60-130%

ND = Not detected MDL - Method Detection Limit

RL = Reporting Limit

E = Indicates value exceeds calibration range

J = Indicates an estimated value

B = Indicates analyte found in associated method blank

N = Indicates presumptive evidence of a compound

**Report of Analysis**

<b>Client Sample ID:</b>	D23-2.7	<b>Date Sampled:</b>	07/22/11
<b>Lab Sample ID:</b>	C17126-7	<b>Date Received:</b>	07/22/11
<b>Matrix:</b>	SO - Soil	<b>Percent Solids:</b>	n/a <sup>a</sup>
<b>Method:</b>	SW846 8260B	<b>Project:</b> Romic Soil Investigation(Romic EPA) - 2081 Bay Road, East Palo Alto, CA	

**VOA 8260 List**

CAS No.	Surrogate Recoveries	Run# 1	Run# 2	Limits
460-00-4	4-Bromofluorobenzene	107%		60-130%

(a) All results reported on wet weight basis.

(b) CCV outside of control limits (biased high); not detected in sample.

ND = Not detected      MDL - Method Detection Limit  
 RL = Reporting Limit  
 E = Indicates value exceeds calibration range

J = Indicates an estimated value  
 B = Indicates analyte found in associated method blank  
 N = Indicates presumptive evidence of a compound

## Report of Analysis

<b>Client Sample ID:</b>	D23-6.0	<b>Date Sampled:</b>	07/22/11
<b>Lab Sample ID:</b>	C17126-8	<b>Date Received:</b>	07/22/11
<b>Matrix:</b>	SO - Soil	<b>Percent Solids:</b>	n/a <sup>a</sup>
<b>Method:</b>	SW846 8260B	<b>Project:</b> Romic Soil Investigation(Romic EPA) - 2081 Bay Road, East Palo Alto, CA	

Run #	File ID	DF	Analyzed	By	Prep Date	Prep Batch	Analytical Batch
Run #1	L9560.D	1	08/05/11	TF	n/a	n/a	VL299
Run #2							

Run #	Initial Weight	Final Volume	Methanol Aliquot
Run #1	6.07 g	5.0 ml	10.0 ul
Run #2			

## VOA 8260 List

CAS No.	Compound	Result	RL	MDL	Units	Q
67-64-1	Acetone	15100	41000	8200	ug/kg	J
71-43-2	Benzene	ND	2100	620	ug/kg	
108-86-1	Bromobenzene	ND	2100	620	ug/kg	
74-97-5	Bromochloromethane	ND	2100	620	ug/kg	
75-27-4	Bromodichloromethane	ND	2100	410	ug/kg	
75-25-2	Bromoform	ND	2100	410	ug/kg	
104-51-8	n-Butylbenzene	ND	2100	620	ug/kg	
135-98-8	sec-Butylbenzene	ND	2100	620	ug/kg	
98-06-6	tert-Butylbenzene	ND	2100	620	ug/kg	
108-90-7	Chlorobenzene	ND	2100	620	ug/kg	
75-00-3	Chloroethane	ND	2100	620	ug/kg	
67-66-3	Chloroform	ND	2100	620	ug/kg	
95-49-8	o-Chlorotoluene	ND	2100	620	ug/kg	
106-43-4	p-Chlorotoluene	ND	2100	620	ug/kg	
56-23-5	Carbon tetrachloride	ND	2100	410	ug/kg	
75-34-3	1,1-Dichloroethane	ND	2100	410	ug/kg	
75-35-4	1,1-Dichloroethylene	ND	2100	620	ug/kg	
563-58-6	1,1-Dichloropropene	ND	2100	620	ug/kg	
96-12-8	1,2-Dibromo-3-chloropropane	ND	2100	410	ug/kg	
106-93-4	1,2-Dibromoethane	ND	2100	410	ug/kg	
107-06-2	1,2-Dichloroethane	ND	2100	620	ug/kg	
78-87-5	1,2-Dichloropropane	ND	2100	620	ug/kg	
142-28-9	1,3-Dichloropropane	ND	2100	620	ug/kg	
108-20-3	Di-Isopropyl ether	ND	2100	620	ug/kg	
594-20-7	2,2-Dichloropropane	ND	2100	620	ug/kg	
124-48-1	Dibromochloromethane	ND	2100	410	ug/kg	
75-71-8	Dichlorodifluoromethane <sup>b</sup>	ND	2100	410	ug/kg	
156-59-2	cis-1,2-Dichloroethylene	ND	2100	620	ug/kg	
10061-01-5	cis-1,3-Dichloropropene	ND	2100	620	ug/kg	
541-73-1	m-Dichlorobenzene	ND	2100	620	ug/kg	
95-50-1	o-Dichlorobenzene	ND	2100	620	ug/kg	
106-46-7	p-Dichlorobenzene	ND	2100	620	ug/kg	

ND = Not detected MDL - Method Detection Limit

RL = Reporting Limit

E = Indicates value exceeds calibration range

J = Indicates an estimated value

B = Indicates analyte found in associated method blank

N = Indicates presumptive evidence of a compound

## Report of Analysis

<b>Client Sample ID:</b>	D23-6.0	<b>Date Sampled:</b>	07/22/11
<b>Lab Sample ID:</b>	C17126-8	<b>Date Received:</b>	07/22/11
<b>Matrix:</b>	SO - Soil	<b>Percent Solids:</b>	n/a <sup>a</sup>
<b>Method:</b>	SW846 8260B		
<b>Project:</b>	Romic Soil Investigation(Romic EPA) - 2081 Bay Road,East Palo Alto,CA		

## VOA 8260 List

CAS No.	Compound	Result	RL	MDL	Units	Q
156-60-5	trans-1,2-Dichloroethylene	ND	2100	620	ug/kg	
10061-02-6	trans-1,3-Dichloropropene	ND	2100	620	ug/kg	
100-41-4	Ethylbenzene	1260	2100	620	ug/kg	J
637-92-3	Ethyl tert-Butyl Ether	ND	2100	620	ug/kg	
591-78-6	2-Hexanone	ND	16000	2100	ug/kg	
87-68-3	Hexachlorobutadiene	ND	2100	410	ug/kg	
98-82-8	Isopropylbenzene	ND	2100	620	ug/kg	
99-87-6	p-Isopropyltoluene	ND	2100	620	ug/kg	
108-10-1	4-Methyl-2-pentanone	16000	16000	6200	ug/kg	
74-83-9	Methyl bromide	ND	2100	1000	ug/kg	
74-87-3	Methyl chloride	ND	2100	620	ug/kg	
74-95-3	Methylene bromide	ND	2100	1000	ug/kg	
75-09-2	Methylene chloride	ND	10000	6600	ug/kg	
78-93-3	Methyl ethyl ketone	130000	16000	4900	ug/kg	
1634-04-4	Methyl Tert Butyl Ether	ND	2100	410	ug/kg	
91-20-3	Naphthalene	2550	2100	620	ug/kg	
103-65-1	n-Propylbenzene	ND	2100	620	ug/kg	
100-42-5	Styrene	ND	2100	410	ug/kg	
994-05-8	Tert-Amyl Methyl Ether	ND	2100	490	ug/kg	
75-65-0	Tert Butyl Alcohol	ND	16000	4100	ug/kg	
630-20-6	1,1,1,2-Tetrachloroethane	ND	2100	410	ug/kg	
71-55-6	1,1,1-Trichloroethane	ND	2100	620	ug/kg	
79-34-5	1,1,2,2-Tetrachloroethane	ND	2100	410	ug/kg	
79-00-5	1,1,2-Trichloroethane	ND	2100	410	ug/kg	
87-61-6	1,2,3-Trichlorobenzene	ND	2100	620	ug/kg	
96-18-4	1,2,3-Trichloropropane	ND	2100	620	ug/kg	
120-82-1	1,2,4-Trichlorobenzene	ND	2100	620	ug/kg	
95-63-6	1,2,4-Trimethylbenzene	5470	2100	620	ug/kg	
108-67-8	1,3,5-Trimethylbenzene	1390	2100	620	ug/kg	J
127-18-4	Tetrachloroethylene	ND	2100	1400	ug/kg	
108-88-3	Toluene	ND	2100	620	ug/kg	
79-01-6	Trichloroethylene	ND	2100	410	ug/kg	
75-69-4	Trichlorofluoromethane	ND	2100	490	ug/kg	
75-01-4	Vinyl chloride	ND	2100	1000	ug/kg	
1330-20-7	Xylene (total)	5470	4100	1600	ug/kg	

CAS No.	Surrogate Recoveries	Run# 1	Run# 2	Limits
1868-53-7	Dibromofluoromethane	100%		60-130%
2037-26-5	Toluene-D8	113%		60-130%

ND = Not detected MDL - Method Detection Limit

RL = Reporting Limit

E = Indicates value exceeds calibration range

J = Indicates an estimated value

B = Indicates analyte found in associated method blank

N = Indicates presumptive evidence of a compound

**Report of Analysis**

<b>Client Sample ID:</b>	D23-6.0		
<b>Lab Sample ID:</b>	C17126-8	<b>Date Sampled:</b>	07/22/11
<b>Matrix:</b>	SO - Soil	<b>Date Received:</b>	07/22/11
<b>Method:</b>	SW846 8260B	<b>Percent Solids:</b>	n/a <sup>a</sup>
<b>Project:</b>	Romic Soil Investigation(Romic EPA) - 2081 Bay Road, East Palo Alto, CA		

**VOA 8260 List**

CAS No.	Surrogate Recoveries	Run# 1	Run# 2	Limits
460-00-4	4-Bromofluorobenzene	106%		60-130%

(a) All results reported on wet weight basis.

(b) CCV outside of control limits (biased high); not detected in sample.

ND = Not detected      MDL - Method Detection Limit  
 RL = Reporting Limit  
 E = Indicates value exceeds calibration range

J = Indicates an estimated value  
 B = Indicates analyte found in associated method blank  
 N = Indicates presumptive evidence of a compound

## Report of Analysis

<b>Client Sample ID:</b>	D23-9.0	<b>Date Sampled:</b>	07/22/11
<b>Lab Sample ID:</b>	C17126-9	<b>Date Received:</b>	07/22/11
<b>Matrix:</b>	SO - Soil	<b>Percent Solids:</b>	n/a <sup>a</sup>
<b>Method:</b>	SW846 8260B	<b>Project:</b> Romic Soil Investigation(Romic EPA) - 2081 Bay Road, East Palo Alto, CA	

Run #	File ID	DF	Analyzed	By	Prep Date	Prep Batch	Analytical Batch
Run #1	L9561.D	1	08/05/11	TF	n/a	n/a	VL299
Run #2							

Run #	Initial Weight	Final Volume	Methanol Aliquot
Run #1	5.55 g	5.0 ml	100 ul
Run #2			

## VOA 8260 List

CAS No.	Compound	Result	RL	MDL	Units	Q
67-64-1	Acetone	2280	4500	900	ug/kg	J
71-43-2	Benzene	1270	230	68	ug/kg	
108-86-1	Bromobenzene	ND	230	68	ug/kg	
74-97-5	Bromochloromethane	ND	230	68	ug/kg	
75-27-4	Bromodichloromethane	ND	230	45	ug/kg	
75-25-2	Bromoform	ND	230	45	ug/kg	
104-51-8	n-Butylbenzene	87.3	230	68	ug/kg	J
135-98-8	sec-Butylbenzene	ND	230	68	ug/kg	
98-06-6	tert-Butylbenzene	ND	230	68	ug/kg	
108-90-7	Chlorobenzene	ND	230	68	ug/kg	
75-00-3	Chloroethane	ND	230	68	ug/kg	
67-66-3	Chloroform	ND	230	68	ug/kg	
95-49-8	o-Chlorotoluene	ND	230	68	ug/kg	
106-43-4	p-Chlorotoluene	ND	230	68	ug/kg	
56-23-5	Carbon tetrachloride	ND	230	45	ug/kg	
75-34-3	1,1-Dichloroethane	66.2	230	45	ug/kg	J
75-35-4	1,1-Dichloroethylene	ND	230	68	ug/kg	
563-58-6	1,1-Dichloropropene	ND	230	68	ug/kg	
96-12-8	1,2-Dibromo-3-chloropropane	ND	230	45	ug/kg	
106-93-4	1,2-Dibromoethane	ND	230	45	ug/kg	
107-06-2	1,2-Dichloroethane	ND	230	68	ug/kg	
78-87-5	1,2-Dichloropropane	ND	230	68	ug/kg	
142-28-9	1,3-Dichloropropane	ND	230	68	ug/kg	
108-20-3	Di-Isopropyl ether	ND	230	68	ug/kg	
594-20-7	2,2-Dichloropropane	ND	230	68	ug/kg	
124-48-1	Dibromochloromethane	ND	230	45	ug/kg	
75-71-8	Dichlorodifluoromethane <sup>b</sup>	ND	230	45	ug/kg	
156-59-2	cis-1,2-Dichloroethylene	ND	230	68	ug/kg	
10061-01-5	cis-1,3-Dichloropropene	ND	230	68	ug/kg	
541-73-1	m-Dichlorobenzene	ND	230	68	ug/kg	
95-50-1	o-Dichlorobenzene	ND	230	68	ug/kg	
106-46-7	p-Dichlorobenzene	ND	230	68	ug/kg	

ND = Not detected MDL - Method Detection Limit

RL = Reporting Limit

E = Indicates value exceeds calibration range

J = Indicates an estimated value

B = Indicates analyte found in associated method blank

N = Indicates presumptive evidence of a compound

## Report of Analysis

<b>Client Sample ID:</b>	D23-9.0	<b>Date Sampled:</b>	07/22/11
<b>Lab Sample ID:</b>	C17126-9	<b>Date Received:</b>	07/22/11
<b>Matrix:</b>	SO - Soil	<b>Percent Solids:</b>	n/a <sup>a</sup>
<b>Method:</b>	SW846 8260B	<b>Project:</b> Romic Soil Investigation(Romic EPA) - 2081 Bay Road,East Palo Alto,CA	

## VOA 8260 List

CAS No.	Compound	Result	RL	MDL	Units	Q
156-60-5	trans-1,2-Dichloroethylene	ND	230	68	ug/kg	
10061-02-6	trans-1,3-Dichloropropene	ND	230	68	ug/kg	
100-41-4	Ethylbenzene	1530	230	68	ug/kg	
637-92-3	Ethyl tert-Butyl Ether	ND	230	68	ug/kg	
591-78-6	2-Hexanone	ND	1800	230	ug/kg	
87-68-3	Hexachlorobutadiene	ND	230	45	ug/kg	
98-82-8	Isopropylbenzene	74.8	230	68	ug/kg	J
99-87-6	p-Isopropyltoluene	ND	230	68	ug/kg	
108-10-1	4-Methyl-2-pentanone	1700	1800	680	ug/kg	J
74-83-9	Methyl bromide	ND	230	110	ug/kg	
74-87-3	Methyl chloride	ND	230	68	ug/kg	
74-95-3	Methylene bromide	ND	230	110	ug/kg	
75-09-2	Methylene chloride	ND	1100	720	ug/kg	
78-93-3	Methyl ethyl ketone	9460	1800	540	ug/kg	
1634-04-4	Methyl Tert Butyl Ether	ND	230	45	ug/kg	
91-20-3	Naphthalene	302	230	68	ug/kg	
103-65-1	n-Propylbenzene	114	230	68	ug/kg	J
100-42-5	Styrene	ND	230	45	ug/kg	
994-05-8	Tert-Amyl Methyl Ether	ND	230	54	ug/kg	
75-65-0	Tert Butyl Alcohol	ND	1800	450	ug/kg	
630-20-6	1,1,1,2-Tetrachloroethane	ND	230	45	ug/kg	
71-55-6	1,1,1-Trichloroethane	ND	230	68	ug/kg	
79-34-5	1,1,2,2-Tetrachloroethane	ND	230	45	ug/kg	
79-00-5	1,1,2-Trichloroethane	ND	230	45	ug/kg	
87-61-6	1,2,3-Trichlorobenzene	ND	230	68	ug/kg	
96-18-4	1,2,3-Trichloropropane	ND	230	68	ug/kg	
120-82-1	1,2,4-Trichlorobenzene	76.7	230	68	ug/kg	J
95-63-6	1,2,4-Trimethylbenzene	459	230	68	ug/kg	
108-67-8	1,3,5-Trimethylbenzene	106	230	68	ug/kg	J
127-18-4	Tetrachloroethylene	172	230	160	ug/kg	J
108-88-3	Toluene	1010	230	68	ug/kg	
79-01-6	Trichloroethylene	582	230	45	ug/kg	
75-69-4	Trichlorofluoromethane	ND	230	54	ug/kg	
75-01-4	Vinyl chloride	ND	230	110	ug/kg	
1330-20-7	Xylene (total)	5170	450	180	ug/kg	

CAS No.	Surrogate Recoveries	Run# 1	Run# 2	Limits
1868-53-7	Dibromofluoromethane	98%		60-130%
2037-26-5	Toluene-D8	113%		60-130%

ND = Not detected MDL - Method Detection Limit

RL = Reporting Limit

E = Indicates value exceeds calibration range

J = Indicates an estimated value

B = Indicates analyte found in associated method blank

N = Indicates presumptive evidence of a compound

**Report of Analysis**

<b>Client Sample ID:</b>	D23-9.0	<b>Date Sampled:</b>	07/22/11
<b>Lab Sample ID:</b>	C17126-9	<b>Date Received:</b>	07/22/11
<b>Matrix:</b>	SO - Soil	<b>Percent Solids:</b>	n/a <sup>a</sup>
<b>Method:</b>	SW846 8260B	<b>Project:</b> Romic Soil Investigation(Romic EPA) - 2081 Bay Road, East Palo Alto, CA	

**VOA 8260 List**

CAS No.	Surrogate Recoveries	Run# 1	Run# 2	Limits
460-00-4	4-Bromofluorobenzene	106%		60-130%

(a) All results reported on wet weight basis.

(b) CCV outside of control limits (biased high); not detected in sample.

ND = Not detected      MDL - Method Detection Limit  
 RL = Reporting Limit  
 E = Indicates value exceeds calibration range

J = Indicates an estimated value  
 B = Indicates analyte found in associated method blank  
 N = Indicates presumptive evidence of a compound



## Report of Analysis

<b>Client Sample ID:</b>	A21-2.0	<b>Date Sampled:</b>	07/22/11
<b>Lab Sample ID:</b>	C17126-10	<b>Date Received:</b>	07/22/11
<b>Matrix:</b>	SO - Soil	<b>Percent Solids:</b>	n/a <sup>a</sup>
<b>Method:</b>	SW846 8260B	<b>Project:</b> Romic Soil Investigation(Romic EPA) - 2081 Bay Road, East Palo Alto, CA	

Run #	File ID	DF	Analyzed	By	Prep Date	Prep Batch	Analytical Batch
Run #1	L9553.D	1	08/05/11	TF	n/a	n/a	VL299
Run #2							

Run #	Initial Weight
Run #1	7.38 g
Run #2	

## VOA 8260 List

CAS No.	Compound	Result	RL	MDL	Units	Q
67-64-1	Acetone	42.0	68	14	ug/kg	J
71-43-2	Benzene	ND	3.4	1.0	ug/kg	
108-86-1	Bromobenzene	ND	3.4	1.0	ug/kg	
74-97-5	Bromochloromethane	ND	3.4	1.0	ug/kg	
75-27-4	Bromodichloromethane	ND	3.4	0.68	ug/kg	
75-25-2	Bromoform	ND	3.4	0.68	ug/kg	
104-51-8	n-Butylbenzene	ND	3.4	1.0	ug/kg	
135-98-8	sec-Butylbenzene	ND	3.4	1.0	ug/kg	
98-06-6	tert-Butylbenzene	ND	3.4	1.0	ug/kg	
108-90-7	Chlorobenzene	ND	3.4	1.0	ug/kg	
75-00-3	Chloroethane	ND	3.4	1.0	ug/kg	
67-66-3	Chloroform	ND	3.4	1.0	ug/kg	
95-49-8	o-Chlorotoluene	ND	3.4	1.0	ug/kg	
106-43-4	p-Chlorotoluene	ND	3.4	1.0	ug/kg	
56-23-5	Carbon tetrachloride	ND	3.4	0.68	ug/kg	
75-34-3	1,1-Dichloroethane	ND	3.4	0.68	ug/kg	
75-35-4	1,1-Dichloroethylene	ND	3.4	1.0	ug/kg	
563-58-6	1,1-Dichloropropene	ND	3.4	1.0	ug/kg	
96-12-8	1,2-Dibromo-3-chloropropane	ND	3.4	0.68	ug/kg	
106-93-4	1,2-Dibromoethane	ND	3.4	0.68	ug/kg	
107-06-2	1,2-Dichloroethane	ND	3.4	1.0	ug/kg	
78-87-5	1,2-Dichloropropane	ND	3.4	1.0	ug/kg	
142-28-9	1,3-Dichloropropane	ND	3.4	1.0	ug/kg	
108-20-3	Di-Isopropyl ether	ND	3.4	1.0	ug/kg	
594-20-7	2,2-Dichloropropane	ND	3.4	1.0	ug/kg	
124-48-1	Dibromochloromethane	ND	3.4	0.68	ug/kg	
75-71-8	Dichlorodifluoromethane <sup>b</sup>	ND	3.4	0.68	ug/kg	
156-59-2	cis-1,2-Dichloroethylene	ND	3.4	1.0	ug/kg	
10061-01-5	cis-1,3-Dichloropropene	ND	3.4	1.0	ug/kg	
541-73-1	m-Dichlorobenzene	ND	3.4	1.0	ug/kg	
95-50-1	o-Dichlorobenzene	ND	3.4	1.0	ug/kg	
106-46-7	p-Dichlorobenzene	ND	3.4	1.0	ug/kg	

ND = Not detected MDL - Method Detection Limit

RL = Reporting Limit

E = Indicates value exceeds calibration range

J = Indicates an estimated value

B = Indicates analyte found in associated method blank

N = Indicates presumptive evidence of a compound

## Report of Analysis

<b>Client Sample ID:</b>	A21-2.0	<b>Date Sampled:</b>	07/22/11
<b>Lab Sample ID:</b>	C17126-10	<b>Date Received:</b>	07/22/11
<b>Matrix:</b>	SO - Soil	<b>Percent Solids:</b>	n/a <sup>a</sup>
<b>Method:</b>	SW846 8260B	<b>Project:</b> Romic Soil Investigation(Romic EPA) - 2081 Bay Road,East Palo Alto,CA	

## VOA 8260 List

CAS No.	Compound	Result	RL	MDL	Units	Q
156-60-5	trans-1,2-Dichloroethylene	ND	3.4	1.0	ug/kg	
10061-02-6	trans-1,3-Dichloropropene	ND	3.4	1.0	ug/kg	
100-41-4	Ethylbenzene	ND	3.4	1.0	ug/kg	
637-92-3	Ethyl tert-Butyl Ether	ND	3.4	1.0	ug/kg	
591-78-6	2-Hexanone	ND	27	3.4	ug/kg	
87-68-3	Hexachlorobutadiene	ND	3.4	0.68	ug/kg	
98-82-8	Isopropylbenzene	ND	3.4	1.0	ug/kg	
99-87-6	p-Isopropyltoluene	ND	3.4	1.0	ug/kg	
108-10-1	4-Methyl-2-pentanone	ND	27	10	ug/kg	
74-83-9	Methyl bromide	ND	3.4	1.7	ug/kg	
74-87-3	Methyl chloride	ND	3.4	1.0	ug/kg	
74-95-3	Methylene bromide	ND	3.4	1.7	ug/kg	
75-09-2	Methylene chloride	ND	17	11	ug/kg	
78-93-3	Methyl ethyl ketone	ND	27	8.1	ug/kg	
1634-04-4	Methyl Tert Butyl Ether	ND	3.4	0.68	ug/kg	
91-20-3	Naphthalene	ND	3.4	1.0	ug/kg	
103-65-1	n-Propylbenzene	ND	3.4	1.0	ug/kg	
100-42-5	Styrene	ND	3.4	0.68	ug/kg	
994-05-8	Tert-Amyl Methyl Ether	ND	3.4	0.81	ug/kg	
75-65-0	Tert Butyl Alcohol	ND	27	6.8	ug/kg	
630-20-6	1,1,1,2-Tetrachloroethane	ND	3.4	0.68	ug/kg	
71-55-6	1,1,1-Trichloroethane	ND	3.4	1.0	ug/kg	
79-34-5	1,1,2,2-Tetrachloroethane	ND	3.4	0.68	ug/kg	
79-00-5	1,1,2-Trichloroethane	ND	3.4	0.68	ug/kg	
87-61-6	1,2,3-Trichlorobenzene	ND	3.4	1.0	ug/kg	
96-18-4	1,2,3-Trichloropropane	ND	3.4	1.0	ug/kg	
120-82-1	1,2,4-Trichlorobenzene	ND	3.4	1.0	ug/kg	
95-63-6	1,2,4-Trimethylbenzene	ND	3.4	1.0	ug/kg	
108-67-8	1,3,5-Trimethylbenzene	ND	3.4	1.0	ug/kg	
127-18-4	Tetrachloroethylene	ND	3.4	2.4	ug/kg	
108-88-3	Toluene	ND	3.4	1.0	ug/kg	
79-01-6	Trichloroethylene	ND	3.4	0.68	ug/kg	
75-69-4	Trichlorofluoromethane	ND	3.4	0.81	ug/kg	
75-01-4	Vinyl chloride	ND	3.4	1.7	ug/kg	
1330-20-7	Xylene (total)	ND	6.8	2.7	ug/kg	

CAS No.	Surrogate Recoveries	Run# 1	Run# 2	Limits
1868-53-7	Dibromofluoromethane	103%		60-130%
2037-26-5	Toluene-D8	113%		60-130%

ND = Not detected MDL - Method Detection Limit

RL = Reporting Limit

E = Indicates value exceeds calibration range

J = Indicates an estimated value

B = Indicates analyte found in associated method blank

N = Indicates presumptive evidence of a compound

**Report of Analysis**

<b>Client Sample ID:</b>	A21-2.0		
<b>Lab Sample ID:</b>	C17126-10	<b>Date Sampled:</b>	07/22/11
<b>Matrix:</b>	SO - Soil	<b>Date Received:</b>	07/22/11
<b>Method:</b>	SW846 8260B	<b>Percent Solids:</b>	n/a <sup>a</sup>
<b>Project:</b>	Romic Soil Investigation(Romic EPA) - 2081 Bay Road, East Palo Alto, CA		

**VOA 8260 List**

CAS No.	Surrogate Recoveries	Run# 1	Run# 2	Limits
460-00-4	4-Bromofluorobenzene	105%		60-130%

(a) All results reported on wet weight basis.

(b) CCV outside of control limits (biased high); not detected in sample.

ND = Not detected      MDL - Method Detection Limit  
 RL = Reporting Limit  
 E = Indicates value exceeds calibration range

J = Indicates an estimated value  
 B = Indicates analyte found in associated method blank  
 N = Indicates presumptive evidence of a compound

## Report of Analysis

<b>Client Sample ID:</b>	A21-3.2	<b>Date Sampled:</b>	07/22/11
<b>Lab Sample ID:</b>	C17126-11	<b>Date Received:</b>	07/22/11
<b>Matrix:</b>	SO - Soil	<b>Percent Solids:</b>	n/a <sup>a</sup>
<b>Method:</b>	SW846 8260B	<b>Project:</b> Romic Soil Investigation(Romic EPA) - 2081 Bay Road, East Palo Alto, CA	

Run #	File ID	DF	Analyzed	By	Prep Date	Prep Batch	Analytical Batch
Run #1	L9554.D	1	08/05/11	TF	n/a	n/a	VL299
Run #2							

Run #	Initial Weight
Run #1	6.45 g
Run #2	

## VOA 8260 List

CAS No.	Compound	Result	RL	MDL	Units	Q
67-64-1	Acetone	59.6	78	16	ug/kg	J
71-43-2	Benzene	ND	3.9	1.2	ug/kg	
108-86-1	Bromobenzene	ND	3.9	1.2	ug/kg	
74-97-5	Bromochloromethane	ND	3.9	1.2	ug/kg	
75-27-4	Bromodichloromethane	ND	3.9	0.78	ug/kg	
75-25-2	Bromoform	ND	3.9	0.78	ug/kg	
104-51-8	n-Butylbenzene	ND	3.9	1.2	ug/kg	
135-98-8	sec-Butylbenzene	ND	3.9	1.2	ug/kg	
98-06-6	tert-Butylbenzene	ND	3.9	1.2	ug/kg	
108-90-7	Chlorobenzene	ND	3.9	1.2	ug/kg	
75-00-3	Chloroethane	ND	3.9	1.2	ug/kg	
67-66-3	Chloroform	ND	3.9	1.2	ug/kg	
95-49-8	o-Chlorotoluene	ND	3.9	1.2	ug/kg	
106-43-4	p-Chlorotoluene	ND	3.9	1.2	ug/kg	
56-23-5	Carbon tetrachloride	ND	3.9	0.78	ug/kg	
75-34-3	1,1-Dichloroethane	ND	3.9	0.78	ug/kg	
75-35-4	1,1-Dichloroethylene	ND	3.9	1.2	ug/kg	
563-58-6	1,1-Dichloropropene	ND	3.9	1.2	ug/kg	
96-12-8	1,2-Dibromo-3-chloropropane	ND	3.9	0.78	ug/kg	
106-93-4	1,2-Dibromoethane	ND	3.9	0.78	ug/kg	
107-06-2	1,2-Dichloroethane	ND	3.9	1.2	ug/kg	
78-87-5	1,2-Dichloropropane	ND	3.9	1.2	ug/kg	
142-28-9	1,3-Dichloropropane	ND	3.9	1.2	ug/kg	
108-20-3	Di-Isopropyl ether	ND	3.9	1.2	ug/kg	
594-20-7	2,2-Dichloropropane	ND	3.9	1.2	ug/kg	
124-48-1	Dibromochloromethane	ND	3.9	0.78	ug/kg	
75-71-8	Dichlorodifluoromethane <sup>b</sup>	ND	3.9	0.78	ug/kg	
156-59-2	cis-1,2-Dichloroethylene	ND	3.9	1.2	ug/kg	
10061-01-5	cis-1,3-Dichloropropene	ND	3.9	1.2	ug/kg	
541-73-1	m-Dichlorobenzene	ND	3.9	1.2	ug/kg	
95-50-1	o-Dichlorobenzene	ND	3.9	1.2	ug/kg	
106-46-7	p-Dichlorobenzene	ND	3.9	1.2	ug/kg	

ND = Not detected MDL - Method Detection Limit

RL = Reporting Limit

E = Indicates value exceeds calibration range

J = Indicates an estimated value

B = Indicates analyte found in associated method blank

N = Indicates presumptive evidence of a compound

## Report of Analysis

<b>Client Sample ID:</b>	A21-3.2	<b>Date Sampled:</b>	07/22/11
<b>Lab Sample ID:</b>	C17126-11	<b>Date Received:</b>	07/22/11
<b>Matrix:</b>	SO - Soil	<b>Percent Solids:</b>	n/a <sup>a</sup>
<b>Method:</b>	SW846 8260B	<b>Project:</b> Romic Soil Investigation(Romic EPA) - 2081 Bay Road,East Palo Alto,CA	

## VOA 8260 List

CAS No.	Compound	Result	RL	MDL	Units	Q
156-60-5	trans-1,2-Dichloroethylene	ND	3.9	1.2	ug/kg	
10061-02-6	trans-1,3-Dichloropropene	ND	3.9	1.2	ug/kg	
100-41-4	Ethylbenzene	ND	3.9	1.2	ug/kg	
637-92-3	Ethyl tert-Butyl Ether	ND	3.9	1.2	ug/kg	
591-78-6	2-Hexanone	ND	31	3.9	ug/kg	
87-68-3	Hexachlorobutadiene	ND	3.9	0.78	ug/kg	
98-82-8	Isopropylbenzene	ND	3.9	1.2	ug/kg	
99-87-6	p-Isopropyltoluene	ND	3.9	1.2	ug/kg	
108-10-1	4-Methyl-2-pentanone	ND	31	12	ug/kg	
74-83-9	Methyl bromide	ND	3.9	1.9	ug/kg	
74-87-3	Methyl chloride	ND	3.9	1.2	ug/kg	
74-95-3	Methylene bromide	ND	3.9	1.9	ug/kg	
75-09-2	Methylene chloride	ND	19	12	ug/kg	
78-93-3	Methyl ethyl ketone	15.1	31	9.3	ug/kg	J
1634-04-4	Methyl Tert Butyl Ether	ND	3.9	0.78	ug/kg	
91-20-3	Naphthalene	ND	3.9	1.2	ug/kg	
103-65-1	n-Propylbenzene	ND	3.9	1.2	ug/kg	
100-42-5	Styrene	ND	3.9	0.78	ug/kg	
994-05-8	Tert-Amyl Methyl Ether	ND	3.9	0.93	ug/kg	
75-65-0	Tert Butyl Alcohol	ND	31	7.8	ug/kg	
630-20-6	1,1,1,2-Tetrachloroethane	ND	3.9	0.78	ug/kg	
71-55-6	1,1,1-Trichloroethane	ND	3.9	1.2	ug/kg	
79-34-5	1,1,2,2-Tetrachloroethane	ND	3.9	0.78	ug/kg	
79-00-5	1,1,2-Trichloroethane	ND	3.9	0.78	ug/kg	
87-61-6	1,2,3-Trichlorobenzene	ND	3.9	1.2	ug/kg	
96-18-4	1,2,3-Trichloropropane	ND	3.9	1.2	ug/kg	
120-82-1	1,2,4-Trichlorobenzene	ND	3.9	1.2	ug/kg	
95-63-6	1,2,4-Trimethylbenzene	ND	3.9	1.2	ug/kg	
108-67-8	1,3,5-Trimethylbenzene	ND	3.9	1.2	ug/kg	
127-18-4	Tetrachloroethylene	ND	3.9	2.7	ug/kg	
108-88-3	Toluene	ND	3.9	1.2	ug/kg	
79-01-6	Trichloroethylene	ND	3.9	0.78	ug/kg	
75-69-4	Trichlorofluoromethane	ND	3.9	0.93	ug/kg	
75-01-4	Vinyl chloride	ND	3.9	1.9	ug/kg	
1330-20-7	Xylene (total)	ND	7.8	3.1	ug/kg	

CAS No.	Surrogate Recoveries	Run# 1	Run# 2	Limits
1868-53-7	Dibromofluoromethane	105%		60-130%
2037-26-5	Toluene-D8	113%		60-130%

ND = Not detected MDL - Method Detection Limit

RL = Reporting Limit

E = Indicates value exceeds calibration range

J = Indicates an estimated value

B = Indicates analyte found in associated method blank

N = Indicates presumptive evidence of a compound

## Report of Analysis

<b>Client Sample ID:</b> A21-3.2	
<b>Lab Sample ID:</b> C17126-11	<b>Date Sampled:</b> 07/22/11
<b>Matrix:</b> SO - Soil	<b>Date Received:</b> 07/22/11
<b>Method:</b> SW846 8260B	<b>Percent Solids:</b> n/a <sup>a</sup>
<b>Project:</b> Romic Soil Investigation(Romic EPA) - 2081 Bay Road, East Palo Alto, CA	

**VOA 8260 List**

CAS No.	Surrogate Recoveries	Run# 1	Run# 2	Limits
460-00-4	4-Bromofluorobenzene	104%		60-130%

- (a) All results reported on wet weight basis.
- (b) CCV outside of control limits (biased high); not detected in sample.

---

ND = Not detected	MDL - Method Detection Limit	J = Indicates an estimated value
RL = Reporting Limit		B = Indicates analyte found in associated method blank
E = Indicates value exceeds calibration range		N = Indicates presumptive evidence of a compound

## Report of Analysis

<b>Client Sample ID:</b>	A21-6.5	<b>Date Sampled:</b>	07/22/11
<b>Lab Sample ID:</b>	C17126-12	<b>Date Received:</b>	07/22/11
<b>Matrix:</b>	SO - Soil	<b>Percent Solids:</b>	n/a <sup>a</sup>
<b>Method:</b>	SW846 8260B	<b>Project:</b> Romic Soil Investigation(Romic EPA) - 2081 Bay Road, East Palo Alto, CA	

Run #	File ID	DF	Analyzed	By	Prep Date	Prep Batch	Analytical Batch
Run #1	L9555.D	1	08/05/11	TF	n/a	n/a	VL299
Run #2							

Run #	Initial Weight
Run #1	5.34 g
Run #2	

## VOA 8260 List

CAS No.	Compound	Result	RL	MDL	Units	Q
67-64-1	Acetone	33.6	94	19	ug/kg	J
71-43-2	Benzene	ND	4.7	1.4	ug/kg	
108-86-1	Bromobenzene	ND	4.7	1.4	ug/kg	
74-97-5	Bromochloromethane	ND	4.7	1.4	ug/kg	
75-27-4	Bromodichloromethane	ND	4.7	0.94	ug/kg	
75-25-2	Bromoform	ND	4.7	0.94	ug/kg	
104-51-8	n-Butylbenzene	ND	4.7	1.4	ug/kg	
135-98-8	sec-Butylbenzene	ND	4.7	1.4	ug/kg	
98-06-6	tert-Butylbenzene	ND	4.7	1.4	ug/kg	
108-90-7	Chlorobenzene	ND	4.7	1.4	ug/kg	
75-00-3	Chloroethane	ND	4.7	1.4	ug/kg	
67-66-3	Chloroform	ND	4.7	1.4	ug/kg	
95-49-8	o-Chlorotoluene	ND	4.7	1.4	ug/kg	
106-43-4	p-Chlorotoluene	ND	4.7	1.4	ug/kg	
56-23-5	Carbon tetrachloride	ND	4.7	0.94	ug/kg	
75-34-3	1,1-Dichloroethane	ND	4.7	0.94	ug/kg	
75-35-4	1,1-Dichloroethylene	ND	4.7	1.4	ug/kg	
563-58-6	1,1-Dichloropropene	ND	4.7	1.4	ug/kg	
96-12-8	1,2-Dibromo-3-chloropropane	ND	4.7	0.94	ug/kg	
106-93-4	1,2-Dibromoethane	ND	4.7	0.94	ug/kg	
107-06-2	1,2-Dichloroethane	ND	4.7	1.4	ug/kg	
78-87-5	1,2-Dichloropropane	ND	4.7	1.4	ug/kg	
142-28-9	1,3-Dichloropropane	ND	4.7	1.4	ug/kg	
108-20-3	Di-Isopropyl ether	ND	4.7	1.4	ug/kg	
594-20-7	2,2-Dichloropropane	ND	4.7	1.4	ug/kg	
124-48-1	Dibromochloromethane	ND	4.7	0.94	ug/kg	
75-71-8	Dichlorodifluoromethane <sup>b</sup>	ND	4.7	0.94	ug/kg	
156-59-2	cis-1,2-Dichloroethylene	ND	4.7	1.4	ug/kg	
10061-01-5	cis-1,3-Dichloropropene	ND	4.7	1.4	ug/kg	
541-73-1	m-Dichlorobenzene	ND	4.7	1.4	ug/kg	
95-50-1	o-Dichlorobenzene	ND	4.7	1.4	ug/kg	
106-46-7	p-Dichlorobenzene	ND	4.7	1.4	ug/kg	

ND = Not detected MDL - Method Detection Limit

RL = Reporting Limit

E = Indicates value exceeds calibration range

J = Indicates an estimated value

B = Indicates analyte found in associated method blank

N = Indicates presumptive evidence of a compound

## Report of Analysis

<b>Client Sample ID:</b>	A21-6.5	<b>Date Sampled:</b>	07/22/11
<b>Lab Sample ID:</b>	C17126-12	<b>Date Received:</b>	07/22/11
<b>Matrix:</b>	SO - Soil	<b>Percent Solids:</b>	n/a <sup>a</sup>
<b>Method:</b>	SW846 8260B	<b>Project:</b> Romic Soil Investigation(Romic EPA) - 2081 Bay Road,East Palo Alto,CA	

## VOA 8260 List

CAS No.	Compound	Result	RL	MDL	Units	Q
156-60-5	trans-1,2-Dichloroethylene	ND	4.7	1.4	ug/kg	
10061-02-6	trans-1,3-Dichloropropene	ND	4.7	1.4	ug/kg	
100-41-4	Ethylbenzene	ND	4.7	1.4	ug/kg	
637-92-3	Ethyl tert-Butyl Ether	ND	4.7	1.4	ug/kg	
591-78-6	2-Hexanone	ND	37	4.7	ug/kg	
87-68-3	Hexachlorobutadiene	ND	4.7	0.94	ug/kg	
98-82-8	Isopropylbenzene	ND	4.7	1.4	ug/kg	
99-87-6	p-Isopropyltoluene	ND	4.7	1.4	ug/kg	
108-10-1	4-Methyl-2-pentanone	ND	37	14	ug/kg	
74-83-9	Methyl bromide	ND	4.7	2.3	ug/kg	
74-87-3	Methyl chloride	ND	4.7	1.4	ug/kg	
74-95-3	Methylene bromide	ND	4.7	2.3	ug/kg	
75-09-2	Methylene chloride	ND	23	15	ug/kg	
78-93-3	Methyl ethyl ketone	ND	37	11	ug/kg	
1634-04-4	Methyl Tert Butyl Ether	2.9	4.7	0.94	ug/kg	J
91-20-3	Naphthalene	ND	4.7	1.4	ug/kg	
103-65-1	n-Propylbenzene	ND	4.7	1.4	ug/kg	
100-42-5	Styrene	ND	4.7	0.94	ug/kg	
994-05-8	Tert-Amyl Methyl Ether	ND	4.7	1.1	ug/kg	
75-65-0	Tert Butyl Alcohol	ND	37	9.4	ug/kg	
630-20-6	1,1,1,2-Tetrachloroethane	ND	4.7	0.94	ug/kg	
71-55-6	1,1,1-Trichloroethane	ND	4.7	1.4	ug/kg	
79-34-5	1,1,2,2-Tetrachloroethane	ND	4.7	0.94	ug/kg	
79-00-5	1,1,2-Trichloroethane	ND	4.7	0.94	ug/kg	
87-61-6	1,2,3-Trichlorobenzene	ND	4.7	1.4	ug/kg	
96-18-4	1,2,3-Trichloropropane	ND	4.7	1.4	ug/kg	
120-82-1	1,2,4-Trichlorobenzene	ND	4.7	1.4	ug/kg	
95-63-6	1,2,4-Trimethylbenzene	ND	4.7	1.4	ug/kg	
108-67-8	1,3,5-Trimethylbenzene	ND	4.7	1.4	ug/kg	
127-18-4	Tetrachloroethylene	ND	4.7	3.3	ug/kg	
108-88-3	Toluene	ND	4.7	1.4	ug/kg	
79-01-6	Trichloroethylene	ND	4.7	0.94	ug/kg	
75-69-4	Trichlorofluoromethane	ND	4.7	1.1	ug/kg	
75-01-4	Vinyl chloride	ND	4.7	2.3	ug/kg	
1330-20-7	Xylene (total)	ND	9.4	3.7	ug/kg	

CAS No.	Surrogate Recoveries	Run# 1	Run# 2	Limits
1868-53-7	Dibromofluoromethane	105%		60-130%
2037-26-5	Toluene-D8	112%		60-130%

ND = Not detected MDL - Method Detection Limit

RL = Reporting Limit

E = Indicates value exceeds calibration range

J = Indicates an estimated value

B = Indicates analyte found in associated method blank

N = Indicates presumptive evidence of a compound



## Report of Analysis

<b>Client Sample ID:</b>	A21-6.5	
<b>Lab Sample ID:</b>	C17126-12	<b>Date Sampled:</b> 07/22/11
<b>Matrix:</b>	SO - Soil	<b>Date Received:</b> 07/22/11
<b>Method:</b>	SW846 8260B	<b>Percent Solids:</b> n/a <sup>a</sup>
<b>Project:</b>	Romic Soil Investigation(Romic EPA) - 2081 Bay Road, East Palo Alto, CA	

### VOA 8260 List

CAS No.	Surrogate Recoveries	Run# 1	Run# 2	Limits
460-00-4	4-Bromofluorobenzene	105%		60-130%

(a) All results reported on wet weight basis.

(b) CCV outside of control limits (biased high); not detected in sample.

ND = Not detected      MDL - Method Detection Limit  
 RL = Reporting Limit  
 E = Indicates value exceeds calibration range

J = Indicates an estimated value  
 B = Indicates analyte found in associated method blank  
 N = Indicates presumptive evidence of a compound

## Report of Analysis

<b>Client Sample ID:</b>	C21-1.5	<b>Date Sampled:</b>	07/22/11
<b>Lab Sample ID:</b>	C17126-13	<b>Date Received:</b>	07/22/11
<b>Matrix:</b>	SO - Soil	<b>Percent Solids:</b>	n/a <sup>a</sup>
<b>Method:</b>	SW846 8260B	<b>Project:</b> Romic Soil Investigation(Romic EPA) - 2081 Bay Road, East Palo Alto, CA	

Run #	File ID	DF	Analyzed	By	Prep Date	Prep Batch	Analytical Batch
Run #1	L9562.D	1	08/05/11	TF	n/a	n/a	VL299
Run #2							

Run #	Initial Weight	Final Volume	Methanol Aliquot
Run #1	6.62 g	5.0 ml	100 ul
Run #2			

## VOA 8260 List

CAS No.	Compound	Result	RL	MDL	Units	Q
67-64-1	Acetone	ND	3800	760	ug/kg	
71-43-2	Benzene	325	190	57	ug/kg	
108-86-1	Bromobenzene	ND	190	57	ug/kg	
74-97-5	Bromochloromethane	ND	190	57	ug/kg	
75-27-4	Bromodichloromethane	ND	190	38	ug/kg	
75-25-2	Bromoform	ND	190	38	ug/kg	
104-51-8	n-Butylbenzene	ND	190	57	ug/kg	
135-98-8	sec-Butylbenzene	ND	190	57	ug/kg	
98-06-6	tert-Butylbenzene	ND	190	57	ug/kg	
108-90-7	Chlorobenzene	ND	190	57	ug/kg	
75-00-3	Chloroethane	ND	190	57	ug/kg	
67-66-3	Chloroform	ND	190	57	ug/kg	
95-49-8	o-Chlorotoluene	ND	190	57	ug/kg	
106-43-4	p-Chlorotoluene	ND	190	57	ug/kg	
56-23-5	Carbon tetrachloride	ND	190	38	ug/kg	
75-34-3	1,1-Dichloroethane	ND	190	38	ug/kg	
75-35-4	1,1-Dichloroethylene	ND	190	57	ug/kg	
563-58-6	1,1-Dichloropropene	ND	190	57	ug/kg	
96-12-8	1,2-Dibromo-3-chloropropane	ND	190	38	ug/kg	
106-93-4	1,2-Dibromoethane	ND	190	38	ug/kg	
107-06-2	1,2-Dichloroethane	ND	190	57	ug/kg	
78-87-5	1,2-Dichloropropane	ND	190	57	ug/kg	
142-28-9	1,3-Dichloropropane	ND	190	57	ug/kg	
108-20-3	Di-Isopropyl ether	ND	190	57	ug/kg	
594-20-7	2,2-Dichloropropane	ND	190	57	ug/kg	
124-48-1	Dibromochloromethane	ND	190	38	ug/kg	
75-71-8	Dichlorodifluoromethane <sup>b</sup>	ND	190	38	ug/kg	
156-59-2	cis-1,2-Dichloroethylene	ND	190	57	ug/kg	
10061-01-5	cis-1,3-Dichloropropene	ND	190	57	ug/kg	
541-73-1	m-Dichlorobenzene	ND	190	57	ug/kg	
95-50-1	o-Dichlorobenzene	92.2	190	57	ug/kg	J
106-46-7	p-Dichlorobenzene	ND	190	57	ug/kg	

ND = Not detected MDL - Method Detection Limit

RL = Reporting Limit

E = Indicates value exceeds calibration range

J = Indicates an estimated value

B = Indicates analyte found in associated method blank

N = Indicates presumptive evidence of a compound

## Report of Analysis

<b>Client Sample ID:</b>	C21-1.5	<b>Date Sampled:</b>	07/22/11
<b>Lab Sample ID:</b>	C17126-13	<b>Date Received:</b>	07/22/11
<b>Matrix:</b>	SO - Soil	<b>Percent Solids:</b>	n/a <sup>a</sup>
<b>Method:</b>	SW846 8260B	<b>Project:</b> Romic Soil Investigation(Romic EPA) - 2081 Bay Road,East Palo Alto,CA	

## VOA 8260 List

CAS No.	Compound	Result	RL	MDL	Units	Q
156-60-5	trans-1,2-Dichloroethylene	ND	190	57	ug/kg	
10061-02-6	trans-1,3-Dichloropropene	ND	190	57	ug/kg	
100-41-4	Ethylbenzene	1130	190	57	ug/kg	
637-92-3	Ethyl tert-Butyl Ether	ND	190	57	ug/kg	
591-78-6	2-Hexanone	ND	1500	190	ug/kg	
87-68-3	Hexachlorobutadiene	ND	190	38	ug/kg	
98-82-8	Isopropylbenzene	61.8	190	57	ug/kg	J
99-87-6	p-Isopropyltoluene	ND	190	57	ug/kg	
108-10-1	4-Methyl-2-pentanone	ND	1500	570	ug/kg	
74-83-9	Methyl bromide	ND	190	94	ug/kg	
74-87-3	Methyl chloride	ND	190	57	ug/kg	
74-95-3	Methylene bromide	ND	190	94	ug/kg	
75-09-2	Methylene chloride	ND	940	600	ug/kg	
78-93-3	Methyl ethyl ketone	ND	1500	450	ug/kg	
1634-04-4	Methyl Tert Butyl Ether	ND	190	38	ug/kg	
91-20-3	Naphthalene	855	190	57	ug/kg	
103-65-1	n-Propylbenzene	103	190	57	ug/kg	J
100-42-5	Styrene	ND	190	38	ug/kg	
994-05-8	Tert-Amyl Methyl Ether	ND	190	45	ug/kg	
75-65-0	Tert Butyl Alcohol	ND	1500	380	ug/kg	
630-20-6	1,1,1,2-Tetrachloroethane	ND	190	38	ug/kg	
71-55-6	1,1,1-Trichloroethane	ND	190	57	ug/kg	
79-34-5	1,1,2,2-Tetrachloroethane	ND	190	38	ug/kg	
79-00-5	1,1,2-Trichloroethane	ND	190	38	ug/kg	
87-61-6	1,2,3-Trichlorobenzene	ND	190	57	ug/kg	
96-18-4	1,2,3-Trichloropropane	ND	190	57	ug/kg	
120-82-1	1,2,4-Trichlorobenzene	ND	190	57	ug/kg	
95-63-6	1,2,4-Trimethylbenzene	544	190	57	ug/kg	
108-67-8	1,3,5-Trimethylbenzene	163	190	57	ug/kg	J
127-18-4	Tetrachloroethylene	ND	190	130	ug/kg	
108-88-3	Toluene	601	190	57	ug/kg	
79-01-6	Trichloroethylene	46.8	190	38	ug/kg	J
75-69-4	Trichlorofluoromethane	ND	190	45	ug/kg	
75-01-4	Vinyl chloride	ND	190	94	ug/kg	
1330-20-7	Xylene (total)	3410	380	150	ug/kg	

CAS No.	Surrogate Recoveries	Run# 1	Run# 2	Limits
1868-53-7	Dibromofluoromethane	97%		60-130%
2037-26-5	Toluene-D8	113%		60-130%

ND = Not detected MDL - Method Detection Limit

RL = Reporting Limit

E = Indicates value exceeds calibration range

J = Indicates an estimated value

B = Indicates analyte found in associated method blank

N = Indicates presumptive evidence of a compound

## Report of Analysis

<b>Client Sample ID:</b> C21-1.5	
<b>Lab Sample ID:</b> C17126-13	<b>Date Sampled:</b> 07/22/11
<b>Matrix:</b> SO - Soil	<b>Date Received:</b> 07/22/11
<b>Method:</b> SW846 8260B	<b>Percent Solids:</b> n/a <sup>a</sup>
<b>Project:</b> Romic Soil Investigation(Romic EPA) - 2081 Bay Road, East Palo Alto, CA	

**VOA 8260 List**

CAS No.	Surrogate Recoveries	Run# 1	Run# 2	Limits
460-00-4	4-Bromofluorobenzene	106%		60-130%

- (a) All results reported on wet weight basis.
- (b) CCV outside of control limits (biased high); not detected in sample.

ND = Not detected      MDL - Method Detection Limit  
 RL = Reporting Limit  
 E = Indicates value exceeds calibration range

J = Indicates an estimated value  
 B = Indicates analyte found in associated method blank  
 N = Indicates presumptive evidence of a compound

## Report of Analysis

Page 1 of 3

<b>Client Sample ID:</b>	C21-3.0	<b>Date Sampled:</b>	07/22/11
<b>Lab Sample ID:</b>	C17126-14	<b>Date Received:</b>	07/22/11
<b>Matrix:</b>	SO - Soil	<b>Percent Solids:</b>	n/a <sup>a</sup>
<b>Method:</b>	SW846 8260B	<b>Project:</b> Romic Soil Investigation(Romic EPA) - 2081 Bay Road, East Palo Alto, CA	

Run #	File ID	DF	Analyzed	By	Prep Date	Prep Batch	Analytical Batch
Run #1	L9563.D	1	08/05/11	TF	n/a	n/a	VL299
Run #2							

Run #	Initial Weight	Final Volume	Methanol Aliquot
Run #1	6.12 g	5.0 ml	50.0 ul
Run #2			

## VOA 8260 List

CAS No.	Compound	Result	RL	MDL	Units	Q
67-64-1	Acetone	ND	8200	1600	ug/kg	
71-43-2	Benzene	985	410	120	ug/kg	
108-86-1	Bromobenzene	ND	410	120	ug/kg	
74-97-5	Bromochloromethane	ND	410	120	ug/kg	
75-27-4	Bromodichloromethane	ND	410	82	ug/kg	
75-25-2	Bromoform	ND	410	82	ug/kg	
104-51-8	n-Butylbenzene	654	410	120	ug/kg	
135-98-8	sec-Butylbenzene	ND	410	120	ug/kg	
98-06-6	tert-Butylbenzene	ND	410	120	ug/kg	
108-90-7	Chlorobenzene	ND	410	120	ug/kg	
75-00-3	Chloroethane	ND	410	120	ug/kg	
67-66-3	Chloroform	ND	410	120	ug/kg	
95-49-8	o-Chlorotoluene	ND	410	120	ug/kg	
106-43-4	p-Chlorotoluene	ND	410	120	ug/kg	
56-23-5	Carbon tetrachloride	ND	410	82	ug/kg	
75-34-3	1,1-Dichloroethane	ND	410	82	ug/kg	
75-35-4	1,1-Dichloroethylene	ND	410	120	ug/kg	
563-58-6	1,1-Dichloropropene	ND	410	120	ug/kg	
96-12-8	1,2-Dibromo-3-chloropropane	ND	410	82	ug/kg	
106-93-4	1,2-Dibromoethane	ND	410	82	ug/kg	
107-06-2	1,2-Dichloroethane	ND	410	120	ug/kg	
78-87-5	1,2-Dichloropropane	ND	410	120	ug/kg	
142-28-9	1,3-Dichloropropane	ND	410	120	ug/kg	
108-20-3	Di-Isopropyl ether	ND	410	120	ug/kg	
594-20-7	2,2-Dichloropropane	ND	410	120	ug/kg	
124-48-1	Dibromochloromethane	ND	410	82	ug/kg	
75-71-8	Dichlorodifluoromethane <sup>b</sup>	ND	410	82	ug/kg	
156-59-2	cis-1,2-Dichloroethylene	ND	410	120	ug/kg	
10061-01-5	cis-1,3-Dichloropropene	ND	410	120	ug/kg	
541-73-1	m-Dichlorobenzene	ND	410	120	ug/kg	
95-50-1	o-Dichlorobenzene	ND	410	120	ug/kg	
106-46-7	p-Dichlorobenzene	ND	410	120	ug/kg	

ND = Not detected MDL - Method Detection Limit

RL = Reporting Limit

E = Indicates value exceeds calibration range

J = Indicates an estimated value

B = Indicates analyte found in associated method blank

N = Indicates presumptive evidence of a compound

## Report of Analysis

<b>Client Sample ID:</b>	C21-3.0	<b>Date Sampled:</b>	07/22/11
<b>Lab Sample ID:</b>	C17126-14	<b>Date Received:</b>	07/22/11
<b>Matrix:</b>	SO - Soil	<b>Percent Solids:</b>	n/a <sup>a</sup>
<b>Method:</b>	SW846 8260B	<b>Project:</b> Romic Soil Investigation(Romic EPA) - 2081 Bay Road,East Palo Alto,CA	

## VOA 8260 List

CAS No.	Compound	Result	RL	MDL	Units	Q
156-60-5	trans-1,2-Dichloroethylene	ND	410	120	ug/kg	
10061-02-6	trans-1,3-Dichloropropene	ND	410	120	ug/kg	
100-41-4	Ethylbenzene	3710	410	120	ug/kg	
637-92-3	Ethyl tert-Butyl Ether	ND	410	120	ug/kg	
591-78-6	2-Hexanone	ND	3300	410	ug/kg	
87-68-3	Hexachlorobutadiene	ND	410	82	ug/kg	
98-82-8	Isopropylbenzene	261	410	120	ug/kg	J
99-87-6	p-Isopropyltoluene	ND	410	120	ug/kg	
108-10-1	4-Methyl-2-pentanone	ND	3300	1200	ug/kg	
74-83-9	Methyl bromide	ND	410	200	ug/kg	
74-87-3	Methyl chloride	ND	410	120	ug/kg	
74-95-3	Methylene bromide	ND	410	200	ug/kg	
75-09-2	Methylene chloride	ND	2000	1300	ug/kg	
78-93-3	Methyl ethyl ketone	ND	3300	980	ug/kg	
1634-04-4	Methyl Tert Butyl Ether	ND	410	82	ug/kg	
91-20-3	Naphthalene	3160	410	120	ug/kg	
103-65-1	n-Propylbenzene	480	410	120	ug/kg	
100-42-5	Styrene	ND	410	82	ug/kg	
994-05-8	Tert-Amyl Methyl Ether	ND	410	98	ug/kg	
75-65-0	Tert Butyl Alcohol	ND	3300	820	ug/kg	
630-20-6	1,1,1,2-Tetrachloroethane	ND	410	82	ug/kg	
71-55-6	1,1,1-Trichloroethane	ND	410	120	ug/kg	
79-34-5	1,1,2,2-Tetrachloroethane	ND	410	82	ug/kg	
79-00-5	1,1,2-Trichloroethane	ND	410	82	ug/kg	
87-61-6	1,2,3-Trichlorobenzene	ND	410	120	ug/kg	
96-18-4	1,2,3-Trichloropropane	ND	410	120	ug/kg	
120-82-1	1,2,4-Trichlorobenzene	ND	410	120	ug/kg	
95-63-6	1,2,4-Trimethylbenzene	2480	410	120	ug/kg	
108-67-8	1,3,5-Trimethylbenzene	539	410	120	ug/kg	
127-18-4	Tetrachloroethylene	ND	410	290	ug/kg	
108-88-3	Toluene	ND	410	120	ug/kg	
79-01-6	Trichloroethylene	ND	410	82	ug/kg	
75-69-4	Trichlorofluoromethane	ND	410	98	ug/kg	
75-01-4	Vinyl chloride	ND	410	200	ug/kg	
1330-20-7	Xylene (total)	5200	820	330	ug/kg	

CAS No.	Surrogate Recoveries	Run# 1	Run# 2	Limits
1868-53-7	Dibromofluoromethane	98%		60-130%
2037-26-5	Toluene-D8	114%		60-130%

ND = Not detected MDL - Method Detection Limit

RL = Reporting Limit

E = Indicates value exceeds calibration range

J = Indicates an estimated value

B = Indicates analyte found in associated method blank

N = Indicates presumptive evidence of a compound

## Report of Analysis

<b>Client Sample ID:</b> C21-3.0	
<b>Lab Sample ID:</b> C17126-14	<b>Date Sampled:</b> 07/22/11
<b>Matrix:</b> SO - Soil	<b>Date Received:</b> 07/22/11
<b>Method:</b> SW846 8260B	<b>Percent Solids:</b> n/a <sup>a</sup>
<b>Project:</b> Romic Soil Investigation(Romic EPA) - 2081 Bay Road, East Palo Alto, CA	

**VOA 8260 List**

CAS No.	Surrogate Recoveries	Run# 1	Run# 2	Limits
460-00-4	4-Bromofluorobenzene	108%		60-130%

- (a) All results reported on wet weight basis.
- (b) CCV outside of control limits (biased high); not detected in sample.

---

ND = Not detected	MDL - Method Detection Limit	J = Indicates an estimated value
RL = Reporting Limit		B = Indicates analyte found in associated method blank
E = Indicates value exceeds calibration range		N = Indicates presumptive evidence of a compound

## Report of Analysis

Page 1 of 3

<b>Client Sample ID:</b>	C21-7.0	<b>Date Sampled:</b>	07/22/11
<b>Lab Sample ID:</b>	C17126-15	<b>Date Received:</b>	07/22/11
<b>Matrix:</b>	SO - Soil	<b>Percent Solids:</b>	n/a <sup>a</sup>
<b>Method:</b>	SW846 8260B	<b>Project:</b> Romic Soil Investigation(Romic EPA) - 2081 Bay Road, East Palo Alto, CA	

Run #	File ID	DF	Analyzed	By	Prep Date	Prep Batch	Analytical Batch
Run #1	L9566.D	1	08/05/11	TF	n/a	n/a	VL299
Run #2							

Run #	Initial Weight
Run #1	6.51 g
Run #2	

## VOA 8260 List

CAS No.	Compound	Result	RL	MDL	Units	Q
67-64-1	Acetone	65.3	77	15	ug/kg	J
71-43-2	Benzene	15.6	3.8	1.2	ug/kg	
108-86-1	Bromobenzene	ND	3.8	1.2	ug/kg	
74-97-5	Bromochloromethane	ND	3.8	1.2	ug/kg	
75-27-4	Bromodichloromethane	ND	3.8	0.77	ug/kg	
75-25-2	Bromoform	ND	3.8	0.77	ug/kg	
104-51-8	n-Butylbenzene	ND	3.8	1.2	ug/kg	
135-98-8	sec-Butylbenzene	ND	3.8	1.2	ug/kg	
98-06-6	tert-Butylbenzene	ND	3.8	1.2	ug/kg	
108-90-7	Chlorobenzene	ND	3.8	1.2	ug/kg	
75-00-3	Chloroethane	ND	3.8	1.2	ug/kg	
67-66-3	Chloroform	ND	3.8	1.2	ug/kg	
95-49-8	o-Chlorotoluene	ND	3.8	1.2	ug/kg	
106-43-4	p-Chlorotoluene	ND	3.8	1.2	ug/kg	
56-23-5	Carbon tetrachloride	ND	3.8	0.77	ug/kg	
75-34-3	1,1-Dichloroethane	ND	3.8	0.77	ug/kg	
75-35-4	1,1-Dichloroethylene	ND	3.8	1.2	ug/kg	
563-58-6	1,1-Dichloropropene	ND	3.8	1.2	ug/kg	
96-12-8	1,2-Dibromo-3-chloropropane	ND	3.8	0.77	ug/kg	
106-93-4	1,2-Dibromoethane	ND	3.8	0.77	ug/kg	
107-06-2	1,2-Dichloroethane	ND	3.8	1.2	ug/kg	
78-87-5	1,2-Dichloropropane	ND	3.8	1.2	ug/kg	
142-28-9	1,3-Dichloropropane	ND	3.8	1.2	ug/kg	
108-20-3	Di-Isopropyl ether	ND	3.8	1.2	ug/kg	
594-20-7	2,2-Dichloropropane	ND	3.8	1.2	ug/kg	
124-48-1	Dibromochloromethane	ND	3.8	0.77	ug/kg	
75-71-8	Dichlorodifluoromethane <sup>b</sup>	ND	3.8	0.77	ug/kg	
156-59-2	cis-1,2-Dichloroethylene	ND	3.8	1.2	ug/kg	
10061-01-5	cis-1,3-Dichloropropene	ND	3.8	1.2	ug/kg	
541-73-1	m-Dichlorobenzene	ND	3.8	1.2	ug/kg	
95-50-1	o-Dichlorobenzene	ND	3.8	1.2	ug/kg	
106-46-7	p-Dichlorobenzene	ND	3.8	1.2	ug/kg	

ND = Not detected MDL - Method Detection Limit

RL = Reporting Limit

E = Indicates value exceeds calibration range

J = Indicates an estimated value

B = Indicates analyte found in associated method blank

N = Indicates presumptive evidence of a compound



## Report of Analysis

<b>Client Sample ID:</b>	C21-7.0	<b>Date Sampled:</b>	07/22/11
<b>Lab Sample ID:</b>	C17126-15	<b>Date Received:</b>	07/22/11
<b>Matrix:</b>	SO - Soil	<b>Percent Solids:</b>	n/a <sup>a</sup>
<b>Method:</b>	SW846 8260B	<b>Project:</b> Romc Soil Investigation(Romc EPA) - 2081 Bay Road,East Palo Alto,CA	

## VOA 8260 List

CAS No.	Compound	Result	RL	MDL	Units	Q
156-60-5	trans-1,2-Dichloroethylene	ND	3.8	1.2	ug/kg	
10061-02-6	trans-1,3-Dichloropropene	ND	3.8	1.2	ug/kg	
100-41-4	Ethylbenzene	ND	3.8	1.2	ug/kg	
637-92-3	Ethyl tert-Butyl Ether	ND	3.8	1.2	ug/kg	
591-78-6	2-Hexanone	ND	31	3.8	ug/kg	
87-68-3	Hexachlorobutadiene	ND	3.8	0.77	ug/kg	
98-82-8	Isopropylbenzene	ND	3.8	1.2	ug/kg	
99-87-6	p-Isopropyltoluene	2.4	3.8	1.2	ug/kg	J
108-10-1	4-Methyl-2-pentanone	ND	31	12	ug/kg	
74-83-9	Methyl bromide	ND	3.8	1.9	ug/kg	
74-87-3	Methyl chloride	ND	3.8	1.2	ug/kg	
74-95-3	Methylene bromide	ND	3.8	1.9	ug/kg	
75-09-2	Methylene chloride	ND	19	12	ug/kg	
78-93-3	Methyl ethyl ketone	14.3	31	9.2	ug/kg	J
1634-04-4	Methyl Tert Butyl Ether	ND	3.8	0.77	ug/kg	
91-20-3	Naphthalene	1.4	3.8	1.2	ug/kg	J
103-65-1	n-Propylbenzene	ND	3.8	1.2	ug/kg	
100-42-5	Styrene	ND	3.8	0.77	ug/kg	
994-05-8	Tert-Amyl Methyl Ether	ND	3.8	0.92	ug/kg	
75-65-0	Tert Butyl Alcohol	26.7	31	7.7	ug/kg	J
630-20-6	1,1,1,2-Tetrachloroethane	ND	3.8	0.77	ug/kg	
71-55-6	1,1,1-Trichloroethane	ND	3.8	1.2	ug/kg	
79-34-5	1,1,2,2-Tetrachloroethane	ND	3.8	0.77	ug/kg	
79-00-5	1,1,2-Trichloroethane	ND	3.8	0.77	ug/kg	
87-61-6	1,2,3-Trichlorobenzene	ND	3.8	1.2	ug/kg	
96-18-4	1,2,3-Trichloropropane	ND	3.8	1.2	ug/kg	
120-82-1	1,2,4-Trichlorobenzene	ND	3.8	1.2	ug/kg	
95-63-6	1,2,4-Trimethylbenzene	ND	3.8	1.2	ug/kg	
108-67-8	1,3,5-Trimethylbenzene	ND	3.8	1.2	ug/kg	
127-18-4	Tetrachloroethylene	ND	3.8	2.7	ug/kg	
108-88-3	Toluene	ND	3.8	1.2	ug/kg	
79-01-6	Trichloroethylene	ND	3.8	0.77	ug/kg	
75-69-4	Trichlorofluoromethane	ND	3.8	0.92	ug/kg	
75-01-4	Vinyl chloride	ND	3.8	1.9	ug/kg	
1330-20-7	Xylene (total)	ND	7.7	3.1	ug/kg	

CAS No.	Surrogate Recoveries	Run# 1	Run# 2	Limits
1868-53-7	Dibromofluoromethane	106%		60-130%
2037-26-5	Toluene-D8	113%		60-130%

ND = Not detected MDL - Method Detection Limit

RL = Reporting Limit

E = Indicates value exceeds calibration range

J = Indicates an estimated value

B = Indicates analyte found in associated method blank

N = Indicates presumptive evidence of a compound

## Report of Analysis

<b>Client Sample ID:</b> C21-7.0	
<b>Lab Sample ID:</b> C17126-15	<b>Date Sampled:</b> 07/22/11
<b>Matrix:</b> SO - Soil	<b>Date Received:</b> 07/22/11
<b>Method:</b> SW846 8260B	<b>Percent Solids:</b> n/a <sup>a</sup>
<b>Project:</b> Romic Soil Investigation(Romic EPA) - 2081 Bay Road, East Palo Alto, CA	

**VOA 8260 List**

CAS No.	Surrogate Recoveries	Run# 1	Run# 2	Limits
460-00-4	4-Bromofluorobenzene	104%		60-130%

- (a) All results reported on wet weight basis.
- (b) CCV outside of control limits (biased high); not detected in sample.

---

ND = Not detected	MDL - Method Detection Limit	J = Indicates an estimated value
RL = Reporting Limit		B = Indicates analyte found in associated method blank
E = Indicates value exceeds calibration range		N = Indicates presumptive evidence of a compound

## Report of Analysis

<b>Client Sample ID:</b>	C24-1.2	<b>Date Sampled:</b>	07/22/11
<b>Lab Sample ID:</b>	C17126-16	<b>Date Received:</b>	07/22/11
<b>Matrix:</b>	SO - Soil	<b>Percent Solids:</b>	n/a <sup>a</sup>
<b>Method:</b>	SW846 8260B	<b>Project:</b> Romic Soil Investigation(Romic EPA) - 2081 Bay Road, East Palo Alto, CA	

Run #	File ID	DF	Analyzed	By	Prep Date	Prep Batch	Analytical Batch
Run #1	L9556.D	1	08/05/11	TF	n/a	n/a	VL299
Run #2							

Run #	Initial Weight
Run #1	6.77 g
Run #2	

## VOA 8260 List

CAS No.	Compound	Result	RL	MDL	Units	Q
67-64-1	Acetone	30.2	74	15	ug/kg	J
71-43-2	Benzene	ND	3.7	1.1	ug/kg	
108-86-1	Bromobenzene	ND	3.7	1.1	ug/kg	
74-97-5	Bromochloromethane	ND	3.7	1.1	ug/kg	
75-27-4	Bromodichloromethane	ND	3.7	0.74	ug/kg	
75-25-2	Bromoform	ND	3.7	0.74	ug/kg	
104-51-8	n-Butylbenzene	ND	3.7	1.1	ug/kg	
135-98-8	sec-Butylbenzene	ND	3.7	1.1	ug/kg	
98-06-6	tert-Butylbenzene	ND	3.7	1.1	ug/kg	
108-90-7	Chlorobenzene	ND	3.7	1.1	ug/kg	
75-00-3	Chloroethane	ND	3.7	1.1	ug/kg	
67-66-3	Chloroform	ND	3.7	1.1	ug/kg	
95-49-8	o-Chlorotoluene	ND	3.7	1.1	ug/kg	
106-43-4	p-Chlorotoluene	ND	3.7	1.1	ug/kg	
56-23-5	Carbon tetrachloride	ND	3.7	0.74	ug/kg	
75-34-3	1,1-Dichloroethane	ND	3.7	0.74	ug/kg	
75-35-4	1,1-Dichloroethylene	ND	3.7	1.1	ug/kg	
563-58-6	1,1-Dichloropropene	ND	3.7	1.1	ug/kg	
96-12-8	1,2-Dibromo-3-chloropropane	ND	3.7	0.74	ug/kg	
106-93-4	1,2-Dibromoethane	ND	3.7	0.74	ug/kg	
107-06-2	1,2-Dichloroethane	ND	3.7	1.1	ug/kg	
78-87-5	1,2-Dichloropropane	ND	3.7	1.1	ug/kg	
142-28-9	1,3-Dichloropropane	ND	3.7	1.1	ug/kg	
108-20-3	Di-Isopropyl ether	ND	3.7	1.1	ug/kg	
594-20-7	2,2-Dichloropropane	ND	3.7	1.1	ug/kg	
124-48-1	Dibromochloromethane	ND	3.7	0.74	ug/kg	
75-71-8	Dichlorodifluoromethane <sup>b</sup>	ND	3.7	0.74	ug/kg	
156-59-2	cis-1,2-Dichloroethylene	ND	3.7	1.1	ug/kg	
10061-01-5	cis-1,3-Dichloropropene	ND	3.7	1.1	ug/kg	
541-73-1	m-Dichlorobenzene	ND	3.7	1.1	ug/kg	
95-50-1	o-Dichlorobenzene	ND	3.7	1.1	ug/kg	
106-46-7	p-Dichlorobenzene	ND	3.7	1.1	ug/kg	

ND = Not detected MDL - Method Detection Limit

RL = Reporting Limit

E = Indicates value exceeds calibration range

J = Indicates an estimated value

B = Indicates analyte found in associated method blank

N = Indicates presumptive evidence of a compound

## Report of Analysis

<b>Client Sample ID:</b>	C24-1.2	<b>Date Sampled:</b>	07/22/11
<b>Lab Sample ID:</b>	C17126-16	<b>Date Received:</b>	07/22/11
<b>Matrix:</b>	SO - Soil	<b>Percent Solids:</b>	n/a <sup>a</sup>
<b>Method:</b>	SW846 8260B		
<b>Project:</b>	Romic Soil Investigation(Romic EPA) - 2081 Bay Road,East Palo Alto,CA		

## VOA 8260 List

CAS No.	Compound	Result	RL	MDL	Units	Q
156-60-5	trans-1,2-Dichloroethylene	ND	3.7	1.1	ug/kg	
10061-02-6	trans-1,3-Dichloropropene	ND	3.7	1.1	ug/kg	
100-41-4	Ethylbenzene	ND	3.7	1.1	ug/kg	
637-92-3	Ethyl tert-Butyl Ether	ND	3.7	1.1	ug/kg	
591-78-6	2-Hexanone	ND	30	3.7	ug/kg	
87-68-3	Hexachlorobutadiene	ND	3.7	0.74	ug/kg	
98-82-8	Isopropylbenzene	ND	3.7	1.1	ug/kg	
99-87-6	p-Isopropyltoluene	ND	3.7	1.1	ug/kg	
108-10-1	4-Methyl-2-pentanone	ND	30	11	ug/kg	
74-83-9	Methyl bromide	ND	3.7	1.8	ug/kg	
74-87-3	Methyl chloride	ND	3.7	1.1	ug/kg	
74-95-3	Methylene bromide	ND	3.7	1.8	ug/kg	
75-09-2	Methylene chloride	ND	18	12	ug/kg	
78-93-3	Methyl ethyl ketone	ND	30	8.9	ug/kg	
1634-04-4	Methyl Tert Butyl Ether	ND	3.7	0.74	ug/kg	
91-20-3	Naphthalene	ND	3.7	1.1	ug/kg	
103-65-1	n-Propylbenzene	ND	3.7	1.1	ug/kg	
100-42-5	Styrene	ND	3.7	0.74	ug/kg	
994-05-8	Tert-Amyl Methyl Ether	ND	3.7	0.89	ug/kg	
75-65-0	Tert Butyl Alcohol	ND	30	7.4	ug/kg	
630-20-6	1,1,1,2-Tetrachloroethane	ND	3.7	0.74	ug/kg	
71-55-6	1,1,1-Trichloroethane	ND	3.7	1.1	ug/kg	
79-34-5	1,1,2,2-Tetrachloroethane	ND	3.7	0.74	ug/kg	
79-00-5	1,1,2-Trichloroethane	ND	3.7	0.74	ug/kg	
87-61-6	1,2,3-Trichlorobenzene	ND	3.7	1.1	ug/kg	
96-18-4	1,2,3-Trichloropropane	ND	3.7	1.1	ug/kg	
120-82-1	1,2,4-Trichlorobenzene	ND	3.7	1.1	ug/kg	
95-63-6	1,2,4-Trimethylbenzene	ND	3.7	1.1	ug/kg	
108-67-8	1,3,5-Trimethylbenzene	ND	3.7	1.1	ug/kg	
127-18-4	Tetrachloroethylene	ND	3.7	2.6	ug/kg	
108-88-3	Toluene	1.8	3.7	1.1	ug/kg	J
79-01-6	Trichloroethylene	ND	3.7	0.74	ug/kg	
75-69-4	Trichlorofluoromethane	ND	3.7	0.89	ug/kg	
75-01-4	Vinyl chloride	ND	3.7	1.8	ug/kg	
1330-20-7	Xylene (total)	ND	7.4	3.0	ug/kg	

CAS No.	Surrogate Recoveries	Run# 1	Run# 2	Limits
1868-53-7	Dibromofluoromethane	104%		60-130%
2037-26-5	Toluene-D8	113%		60-130%

ND = Not detected MDL - Method Detection Limit

RL = Reporting Limit

E = Indicates value exceeds calibration range

J = Indicates an estimated value

B = Indicates analyte found in associated method blank

N = Indicates presumptive evidence of a compound

**Report of Analysis**

<b>Client Sample ID:</b>	C24-1.2	<b>Date Sampled:</b>	07/22/11
<b>Lab Sample ID:</b>	C17126-16	<b>Date Received:</b>	07/22/11
<b>Matrix:</b>	SO - Soil	<b>Percent Solids:</b>	n/a <sup>a</sup>
<b>Method:</b>	SW846 8260B	<b>Project:</b> Romic Soil Investigation(Romic EPA) - 2081 Bay Road, East Palo Alto, CA	

**VOA 8260 List**

CAS No.	Surrogate Recoveries	Run# 1	Run# 2	Limits
460-00-4	4-Bromofluorobenzene	103%		60-130%

(a) All results reported on wet weight basis.

(b) CCV outside of control limits (biased high); not detected in sample.

ND = Not detected      MDL - Method Detection Limit  
 RL = Reporting Limit  
 E = Indicates value exceeds calibration range

J = Indicates an estimated value  
 B = Indicates analyte found in associated method blank  
 N = Indicates presumptive evidence of a compound

## Report of Analysis

<b>Client Sample ID:</b>	C24-2.8	<b>Date Sampled:</b>	07/22/11
<b>Lab Sample ID:</b>	C17126-17	<b>Date Received:</b>	07/22/11
<b>Matrix:</b>	SO - Soil	<b>Percent Solids:</b>	n/a <sup>a</sup>
<b>Method:</b>	SW846 8260B	<b>Project:</b> Romic Soil Investigation(Romic EPA) - 2081 Bay Road, East Palo Alto, CA	

Run #	File ID	DF	Analyzed	By	Prep Date	Prep Batch	Analytical Batch
Run #1	L9564.D	1	08/05/11	TF	n/a	n/a	VL299
Run #2							

Run #	Initial Weight	Final Volume	Methanol Aliquot
Run #1	5.73 g	5.0 ml	100 ul
Run #2			

## VOA 8260 List

CAS No.	Compound	Result	RL	MDL	Units	Q
67-64-1	Acetone	ND	4400	870	ug/kg	
71-43-2	Benzene	ND	220	65	ug/kg	
108-86-1	Bromobenzene	ND	220	65	ug/kg	
74-97-5	Bromochloromethane	ND	220	65	ug/kg	
75-27-4	Bromodichloromethane	ND	220	44	ug/kg	
75-25-2	Bromoform	ND	220	44	ug/kg	
104-51-8	n-Butylbenzene	ND	220	65	ug/kg	
135-98-8	sec-Butylbenzene	ND	220	65	ug/kg	
98-06-6	tert-Butylbenzene	ND	220	65	ug/kg	
108-90-7	Chlorobenzene	ND	220	65	ug/kg	
75-00-3	Chloroethane	ND	220	65	ug/kg	
67-66-3	Chloroform	ND	220	65	ug/kg	
95-49-8	o-Chlorotoluene	ND	220	65	ug/kg	
106-43-4	p-Chlorotoluene	ND	220	65	ug/kg	
56-23-5	Carbon tetrachloride	ND	220	44	ug/kg	
75-34-3	1,1-Dichloroethane	ND	220	44	ug/kg	
75-35-4	1,1-Dichloroethylene	ND	220	65	ug/kg	
563-58-6	1,1-Dichloropropene	ND	220	65	ug/kg	
96-12-8	1,2-Dibromo-3-chloropropane	ND	220	44	ug/kg	
106-93-4	1,2-Dibromoethane	ND	220	44	ug/kg	
107-06-2	1,2-Dichloroethane	ND	220	65	ug/kg	
78-87-5	1,2-Dichloropropane	ND	220	65	ug/kg	
142-28-9	1,3-Dichloropropane	ND	220	65	ug/kg	
108-20-3	Di-Isopropyl ether	ND	220	65	ug/kg	
594-20-7	2,2-Dichloropropane	ND	220	65	ug/kg	
124-48-1	Dibromochloromethane	ND	220	44	ug/kg	
75-71-8	Dichlorodifluoromethane <sup>b</sup>	ND	220	44	ug/kg	
156-59-2	cis-1,2-Dichloroethylene	ND	220	65	ug/kg	
10061-01-5	cis-1,3-Dichloropropene	ND	220	65	ug/kg	
541-73-1	m-Dichlorobenzene	ND	220	65	ug/kg	
95-50-1	o-Dichlorobenzene	ND	220	65	ug/kg	
106-46-7	p-Dichlorobenzene	ND	220	65	ug/kg	

ND = Not detected MDL - Method Detection Limit

RL = Reporting Limit

E = Indicates value exceeds calibration range

J = Indicates an estimated value

B = Indicates analyte found in associated method blank

N = Indicates presumptive evidence of a compound

## Report of Analysis

<b>Client Sample ID:</b>	C24-2.8	<b>Date Sampled:</b>	07/22/11
<b>Lab Sample ID:</b>	C17126-17	<b>Date Received:</b>	07/22/11
<b>Matrix:</b>	SO - Soil	<b>Percent Solids:</b>	n/a <sup>a</sup>
<b>Method:</b>	SW846 8260B	<b>Project:</b> Romic Soil Investigation(Romic EPA) - 2081 Bay Road,East Palo Alto,CA	

## VOA 8260 List

CAS No.	Compound	Result	RL	MDL	Units	Q
156-60-5	trans-1,2-Dichloroethylene	ND	220	65	ug/kg	
10061-02-6	trans-1,3-Dichloropropene	ND	220	65	ug/kg	
100-41-4	Ethylbenzene	94.2	220	65	ug/kg	J
637-92-3	Ethyl tert-Butyl Ether	ND	220	65	ug/kg	
591-78-6	2-Hexanone	ND	1700	220	ug/kg	
87-68-3	Hexachlorobutadiene	ND	220	44	ug/kg	
98-82-8	Isopropylbenzene	134	220	65	ug/kg	J
99-87-6	p-Isopropyltoluene	ND	220	65	ug/kg	
108-10-1	4-Methyl-2-pentanone	ND	1700	650	ug/kg	
74-83-9	Methyl bromide	ND	220	110	ug/kg	
74-87-3	Methyl chloride	ND	220	65	ug/kg	
74-95-3	Methylene bromide	ND	220	110	ug/kg	
75-09-2	Methylene chloride	ND	1100	700	ug/kg	
78-93-3	Methyl ethyl ketone	ND	1700	520	ug/kg	
1634-04-4	Methyl Tert Butyl Ether	ND	220	44	ug/kg	
91-20-3	Naphthalene	1520	220	65	ug/kg	
103-65-1	n-Propylbenzene	77.9	220	65	ug/kg	J
100-42-5	Styrene	ND	220	44	ug/kg	
994-05-8	Tert-Amyl Methyl Ether	ND	220	52	ug/kg	
75-65-0	Tert Butyl Alcohol	ND	1700	440	ug/kg	
630-20-6	1,1,1,2-Tetrachloroethane	ND	220	44	ug/kg	
71-55-6	1,1,1-Trichloroethane	ND	220	65	ug/kg	
79-34-5	1,1,2,2-Tetrachloroethane	ND	220	44	ug/kg	
79-00-5	1,1,2-Trichloroethane	ND	220	44	ug/kg	
87-61-6	1,2,3-Trichlorobenzene	ND	220	65	ug/kg	
96-18-4	1,2,3-Trichloropropane	ND	220	65	ug/kg	
120-82-1	1,2,4-Trichlorobenzene	ND	220	65	ug/kg	
95-63-6	1,2,4-Trimethylbenzene	233	220	65	ug/kg	
108-67-8	1,3,5-Trimethylbenzene	ND	220	65	ug/kg	
127-18-4	Tetrachloroethylene	ND	220	150	ug/kg	
108-88-3	Toluene	109	220	65	ug/kg	J
79-01-6	Trichloroethylene	ND	220	44	ug/kg	
75-69-4	Trichlorofluoromethane	ND	220	52	ug/kg	
75-01-4	Vinyl chloride	ND	220	110	ug/kg	
1330-20-7	Xylene (total)	810	440	170	ug/kg	

CAS No.	Surrogate Recoveries	Run# 1	Run# 2	Limits
1868-53-7	Dibromofluoromethane	94%		60-130%
2037-26-5	Toluene-D8	113%		60-130%

ND = Not detected MDL - Method Detection Limit

RL = Reporting Limit

E = Indicates value exceeds calibration range

J = Indicates an estimated value

B = Indicates analyte found in associated method blank

N = Indicates presumptive evidence of a compound

## Report of Analysis

<b>Client Sample ID:</b>	C24-2.8		
<b>Lab Sample ID:</b>	C17126-17	<b>Date Sampled:</b>	07/22/11
<b>Matrix:</b>	SO - Soil	<b>Date Received:</b>	07/22/11
<b>Method:</b>	SW846 8260B	<b>Percent Solids:</b>	n/a <sup>a</sup>
<b>Project:</b>	Romic Soil Investigation(Romic EPA) - 2081 Bay Road, East Palo Alto, CA		

### VOA 8260 List

CAS No.	Surrogate Recoveries	Run# 1	Run# 2	Limits
460-00-4	4-Bromofluorobenzene	105%		60-130%

- (a) All results reported on wet weight basis.
- (b) CCV outside of control limits (biased high); not detected in sample.

ND = Not detected      MDL - Method Detection Limit  
 RL = Reporting Limit  
 E = Indicates value exceeds calibration range

J = Indicates an estimated value  
 B = Indicates analyte found in associated method blank  
 N = Indicates presumptive evidence of a compound



## Misc. Forms

---

## Custody Documents and Other Forms

---

Includes the following where applicable:

- Chain of Custody



FED-EX Tracking #		Bottle Order Control #																			
Accutest Quote #		Accutest NC Job #: C C17126																			
Client / Reporting Information		Project Information																			
Company Name IRIS		Project Name: ROMC EPA																			
Address		Street																			
City	State	City	State																		
Project Contact:		Project #																			
Phone #		EMAIL:																			
Sampler's Name CJM		Client Purchase Order #																			
Accutest Sample ID	Sample ID / Field Point / Point of Collection	Collection				Number of preserved Bottles												Requested Analysis	Matrix Codes		
		Date	Time	Sampled by	Matrix	# of bottles	PHI	NuOH	PHOS	PHSCA	PHSCA	PHSCA	PHSCA	PHSCA	PHSCA	PHSCA	PHSCA			PHSCA	PHSCA
9	B23 - 9.0	09/22	11:10	CJM	SO	3															WW- Wastewater GW- Ground Water SW- Surface Water SO- Sol OI- Oil WP- Wipe LIQ - Non-aqueous Liquid AIR DW- Drinking Water (Perchlorate Only)
-10	A21 - 2.0		12:05			3															
-11	A21 - 3.2		12:10			3															
-12	A21 - 6.5		12:15			3															
-13	C21 - 1.5		14:00			3															
-14	C21 - 3.0		14:05			3															
-15	C21 - 7.0		14:10			3															
-16	C24 - 1.2		14:35			3															
-17	C24 - 2.8		14:40			3															
Turnaround Time ( Business days)		Data Deliverable Information		Comments / Remarks																	
<input type="checkbox"/> Standard TAT 15 Business Days	Approved By/ Date:	<input type="checkbox"/> Commercial "A" - Results only		<i>colica gel clausp</i>																	
<input type="checkbox"/> 10 Day (Workload dependent)		<input checked="" type="checkbox"/> Commercial "B" - Results with QC summaries																			
<input checked="" type="checkbox"/> 5 Day (Workload dependent)		<input type="checkbox"/> Commercial "B+" - Results, QC, and chromatograms																			
<input type="checkbox"/> 3 Day (125% markup)		<input type="checkbox"/> FULT1 - Level 4 data package																			
<input type="checkbox"/> 2 Day (150% markup)		<input type="checkbox"/> EDF for Geotracker <input checked="" type="checkbox"/> EDD Format																			
<input type="checkbox"/> 1 Day (200% markup)		Provide EDF Global ID																			
<input type="checkbox"/> Same Day (300% markup)		Provide EDF Logcode:																			
Emergency T/A data available VIA Lablink																					
Sample Custody must be documented below each time samples change possession, including courier delivery.																					
Relinquished by: Sampler:	Date Time:	Received By:	Relinquished By:	Date Time:	Received By:																
<i>[Signature]</i>	09/22/11	<i>[Signature]</i>	<i>[Signature]</i>	16:40	<i>[Signature]</i>																
Relinquished by:	Date Time:	Received By:	Relinquished By:	Date Time:	Received By:																
				07-22-11	<i>[Signature]</i>																
Relinquished by:	Date Time:	Received By:	Relinquished By:	Date Time:	Received By:																
Relinquished by:	Date Time:	Received By:	Custody Seal #	Appropriate Bottle / Pres. Y / N	Headspace Y / N	On Ice Y / N	Cooler Temp.														

31  
3

**C17126: Chain of Custody**  
**Page 2 of 3**

**Review Chain of Custody**

Chain of Custody is to be complete and legible.

- ✓ Are these regulatory (NPDES) samples? ~~AWA~~  Yes /  No
- ✓ Is pH requested?  Yes /  No
  - Was Client informed that hold time is 15 min? Yes / **No** Continue  Yes /  No
  - Was ortho-Phosphate filtered within 15 min? Yes / **No** Continue  Yes /  No
- ✓ Are sample within hold time?  Yes /  No
  - Are sample in danger of exceeding hold-time  Yes /  No
- ✓ Existing Client?  Yes /  No Existing Project?  Yes /  No
  - If No: Is Report to Info complete and legible, including;
    - deliverable □ Name □ Address □ phone □ e-mail
  - Is Bill to Info complete and legible, including;
    - PO# □ Credit card □ Contact address □ phone □ e-mail
  - Is Contact and/or Project Manager Identified, including;
    - phone □ e-mail
    - Project name / number
- ✓ Special requirements?  Yes /  No
- ✓ Sample IDs / date & time of collection provided?  Yes /  No
- ✓ Is Matrix listed and correct?  Yes /  No
- ✓ Analyses listed, we do, or client has authorized a subcontract?  Yes /  No
- ✓ Chain is signed and dated by both client and sample custodian?  Yes /  No
- ✓ IAT requested available?  Yes /  No Approved by Pm

Client Sample ID	pH Check	Other Comments/Issues

**Review Coolers:**

- ✓ Were all Coolers temperatures measured at ≤6°C?  Yes /  No
- If cooler is outside the ≤6°C; note down the affected bottles in that cooler on the left
- ✓ Are samples on Ice?  Yes /  No
- Note that ANC does NOT accept evidentiary samples. (We do not lock refrigerators)
- ✓ Shipment Received Method AC
- ✓ Custody Seals: Present: Yes /  No If Yes; Unbroken: Yes /  No

**Review of Sample Bottles: If you answer no, explain to the side**

- Chain matches bottle labels?  Yes /  No  Sample bottle intact?  Yes /  No
- Is there enough sample volume in proper bottle for requested analyses?  Yes /  No
- Proper Preservatives?  Yes /  No SOBS (meat/DIRID) kits
- Check pH on preserved samples except 1664, 625, 8270 and VOAs; make notes on left.
- Headspace-VOAs? Greater than 6mm in diameter List sample ID and affected container Yes /  No

**Non-Compliance issues and discrepancies on the COC are forwarded to Project Management**

\\accunca.accutest.com\depts\qa\sops\sop\_completelist\_2010\current\_active\_sop\_oct\_2010\sc001f1\_0\_form1\_samplecontrol\_samplerereceivingchecklist\_2009-01-01.doc

31  
3

## GC/MS Volatiles

---

### QC Data Summaries

---

Includes the following where applicable:

- Method Blank Summaries
- Blank Spike Summaries
- Matrix Spike and Duplicate Summaries

## Method Blank Summary

**Job Number:** C17126  
**Account:** IRISECAO Iris Environmental  
**Project:** Romic Soil Investigation(Romic EPA) - 2081 Bay Road,East Palo Alto,CA

Sample	File ID	DF	Analyzed	By	Prep Date	Prep Batch	Analytical Batch
VL299-MB	L9546.D	1	08/05/11	TF	n/a	n/a	VL299

The QC reported here applies to the following samples:

Method: SW846 8260B

C17126-1, C17126-2, C17126-3, C17126-4, C17126-5, C17126-6, C17126-7, C17126-8, C17126-9, C17126-10, C17126-11, C17126-12, C17126-13, C17126-14, C17126-15, C17126-16, C17126-17

CAS No.	Compound	Result	RL	MDL	Units	Q
67-64-1	Acetone	ND	100	20	ug/kg	
71-43-2	Benzene	ND	5.0	1.5	ug/kg	
108-86-1	Bromobenzene	ND	5.0	1.5	ug/kg	
74-97-5	Bromochloromethane	ND	5.0	1.5	ug/kg	
75-27-4	Bromodichloromethane	ND	5.0	1.0	ug/kg	
75-25-2	Bromoform	ND	5.0	1.0	ug/kg	
104-51-8	n-Butylbenzene	ND	5.0	1.5	ug/kg	
135-98-8	sec-Butylbenzene	ND	5.0	1.5	ug/kg	
98-06-6	tert-Butylbenzene	ND	5.0	1.5	ug/kg	
108-90-7	Chlorobenzene	ND	5.0	1.5	ug/kg	
75-00-3	Chloroethane	ND	5.0	1.5	ug/kg	
67-66-3	Chloroform	ND	5.0	1.5	ug/kg	
95-49-8	o-Chlorotoluene	ND	5.0	1.5	ug/kg	
106-43-4	p-Chlorotoluene	ND	5.0	1.5	ug/kg	
56-23-5	Carbon tetrachloride	ND	5.0	1.0	ug/kg	
75-34-3	1,1-Dichloroethane	ND	5.0	1.0	ug/kg	
75-35-4	1,1-Dichloroethylene	ND	5.0	1.5	ug/kg	
563-58-6	1,1-Dichloropropene	ND	5.0	1.5	ug/kg	
96-12-8	1,2-Dibromo-3-chloropropane	ND	5.0	1.0	ug/kg	
106-93-4	1,2-Dibromoethane	ND	5.0	1.0	ug/kg	
107-06-2	1,2-Dichloroethane	ND	5.0	1.5	ug/kg	
78-87-5	1,2-Dichloropropane	ND	5.0	1.5	ug/kg	
142-28-9	1,3-Dichloropropane	ND	5.0	1.5	ug/kg	
108-20-3	Di-Isopropyl ether	ND	5.0	1.5	ug/kg	
594-20-7	2,2-Dichloropropane	ND	5.0	1.5	ug/kg	
124-48-1	Dibromochloromethane	ND	5.0	1.0	ug/kg	
75-71-8	Dichlorodifluoromethane	ND	5.0	1.0	ug/kg	
156-59-2	cis-1,2-Dichloroethylene	ND	5.0	1.5	ug/kg	
10061-01-5	cis-1,3-Dichloropropene	ND	5.0	1.5	ug/kg	
541-73-1	m-Dichlorobenzene	ND	5.0	1.5	ug/kg	
95-50-1	o-Dichlorobenzene	ND	5.0	1.5	ug/kg	
106-46-7	p-Dichlorobenzene	ND	5.0	1.5	ug/kg	
156-60-5	trans-1,2-Dichloroethylene	ND	5.0	1.5	ug/kg	
10061-02-6	trans-1,3-Dichloropropene	ND	5.0	1.5	ug/kg	
100-41-4	Ethylbenzene	ND	5.0	1.5	ug/kg	
637-92-3	Ethyl tert-Butyl Ether	ND	5.0	1.5	ug/kg	

## Method Blank Summary

**Job Number:** C17126  
**Account:** IRISECAO Iris Environmental  
**Project:** Romic Soil Investigation(Romic EPA) - 2081 Bay Road,East Palo Alto,CA

Sample	File ID	DF	Analyzed	By	Prep Date	Prep Batch	Analytical Batch
VL299-MB	L9546.D	1	08/05/11	TF	n/a	n/a	VL299

**The QC reported here applies to the following samples:** **Method:** SW846 8260B

C17126-1, C17126-2, C17126-3, C17126-4, C17126-5, C17126-6, C17126-7, C17126-8, C17126-9, C17126-10, C17126-11, C17126-12, C17126-13, C17126-14, C17126-15, C17126-16, C17126-17

CAS No.	Compound	Result	RL	MDL	Units	Q
591-78-6	2-Hexanone	ND	40	5.0	ug/kg	
87-68-3	Hexachlorobutadiene	ND	5.0	1.0	ug/kg	
98-82-8	Isopropylbenzene	ND	5.0	1.5	ug/kg	
99-87-6	p-Isopropyltoluene	ND	5.0	1.5	ug/kg	
108-10-1	4-Methyl-2-pentanone	ND	40	15	ug/kg	
74-83-9	Methyl bromide	ND	5.0	2.5	ug/kg	
74-87-3	Methyl chloride	ND	5.0	1.5	ug/kg	
74-95-3	Methylene bromide	ND	5.0	2.5	ug/kg	
75-09-2	Methylene chloride	ND	25	16	ug/kg	
78-93-3	Methyl ethyl ketone	ND	40	12	ug/kg	
1634-04-4	Methyl Tert Butyl Ether	ND	5.0	1.0	ug/kg	
91-20-3	Naphthalene	ND	5.0	1.5	ug/kg	
103-65-1	n-Propylbenzene	ND	5.0	1.5	ug/kg	
100-42-5	Styrene	ND	5.0	1.0	ug/kg	
994-05-8	Tert-Amyl Methyl Ether	ND	5.0	1.2	ug/kg	
75-65-0	Tert Butyl Alcohol	ND	40	10	ug/kg	
630-20-6	1,1,1,2-Tetrachloroethane	ND	5.0	1.0	ug/kg	
71-55-6	1,1,1-Trichloroethane	ND	5.0	1.5	ug/kg	
79-34-5	1,1,2,2-Tetrachloroethane	ND	5.0	1.0	ug/kg	
79-00-5	1,1,2-Trichloroethane	ND	5.0	1.0	ug/kg	
87-61-6	1,2,3-Trichlorobenzene	ND	5.0	1.5	ug/kg	
96-18-4	1,2,3-Trichloropropane	ND	5.0	1.5	ug/kg	
120-82-1	1,2,4-Trichlorobenzene	ND	5.0	1.5	ug/kg	
95-63-6	1,2,4-Trimethylbenzene	ND	5.0	1.5	ug/kg	
108-67-8	1,3,5-Trimethylbenzene	ND	5.0	1.5	ug/kg	
127-18-4	Tetrachloroethylene	ND	5.0	3.5	ug/kg	
108-88-3	Toluene	ND	5.0	1.5	ug/kg	
79-01-6	Trichloroethylene	ND	5.0	1.0	ug/kg	
75-69-4	Trichlorofluoromethane	ND	5.0	1.2	ug/kg	
75-01-4	Vinyl chloride	ND	5.0	2.5	ug/kg	
1330-20-7	Xylene (total)	ND	10	4.0	ug/kg	

CAS No.	Surrogate Recoveries	Limits
1868-53-7	Dibromofluoromethane	101% 60-130%

## Method Blank Summary

**Job Number:** C17126  
**Account:** IRISECAO Iris Environmental  
**Project:** Romic Soil Investigation(Romic EPA) - 2081 Bay Road,East Palo Alto,CA

Sample	File ID	DF	Analyzed	By	Prep Date	Prep Batch	Analytical Batch
VL299-MB	L9546.D	1	08/05/11	TF	n/a	n/a	VL299

The QC reported here applies to the following samples:

Method: SW846 8260B

C17126-1, C17126-2, C17126-3, C17126-4, C17126-5, C17126-6, C17126-7, C17126-8, C17126-9, C17126-10, C17126-11, C17126-12, C17126-13, C17126-14, C17126-15, C17126-16, C17126-17

CAS No.	Surrogate Recoveries	Limits
2037-26-5	Toluene-D8	112% 60-130%
460-00-4	4-Bromofluorobenzene	105% 60-130%



# Blank Spike Summary

**Job Number:** C17126  
**Account:** IRISECAO Iris Environmental  
**Project:** Romic Soil Investigation(Romic EPA) - 2081 Bay Road,East Palo Alto,CA

Sample	File ID	DF	Analyzed	By	Prep Date	Prep Batch	Analytical Batch
VL299-BS	L9544.D	1	08/05/11	TF	n/a	n/a	VL299

**The QC reported here applies to the following samples:** **Method:** SW846 8260B

C17126-1, C17126-2, C17126-3, C17126-4, C17126-5, C17126-6, C17126-7, C17126-8, C17126-9, C17126-10, C17126-11, C17126-12, C17126-13, C17126-14, C17126-15, C17126-16, C17126-17

CAS No.	Compound	Spike ug/kg	BSP ug/kg	BSP %	Limits
67-64-1	Acetone	160	165	103	60-130
71-43-2	Benzene	40	38.2	96	60-130
108-86-1	Bromobenzene	40	43.5	109	60-130
74-97-5	Bromochloromethane	40	37.8	95	60-130
75-27-4	Bromodichloromethane	40	41.3	103	60-130
75-25-2	Bromoform	40	44.8	112	60-130
104-51-8	n-Butylbenzene	40	43.9	110	60-130
135-98-8	sec-Butylbenzene	40	45.3	113	60-130
98-06-6	tert-Butylbenzene	40	44.4	111	60-130
108-90-7	Chlorobenzene	40	42.8	107	60-130
75-00-3	Chloroethane	40	40.5	101	60-130
67-66-3	Chloroform	40	39.3	98	60-130
95-49-8	o-Chlorotoluene	40	45.4	114	60-130
106-43-4	p-Chlorotoluene	40	43.3	108	60-130
56-23-5	Carbon tetrachloride	40	37.5	94	60-130
75-34-3	1,1-Dichloroethane	40	37.9	95	60-130
75-35-4	1,1-Dichloroethylene	40	31.5	79	60-130
563-58-6	1,1-Dichloropropene	40	36.8	92	60-130
96-12-8	1,2-Dibromo-3-chloropropane	40	44.3	111	60-130
106-93-4	1,2-Dibromoethane	40	42.6	107	60-130
107-06-2	1,2-Dichloroethane	40	39.2	98	60-130
78-87-5	1,2-Dichloropropane	40	39.0	98	60-130
142-28-9	1,3-Dichloropropane	40	44.3	111	60-130
108-20-3	Di-Isopropyl ether	40	39.9	100	60-130
594-20-7	2,2-Dichloropropane	40	38.3	96	60-130
124-48-1	Dibromochloromethane	40	44.8	112	60-130
75-71-8	Dichlorodifluoromethane	40	36.1	90	60-130
156-59-2	cis-1,2-Dichloroethylene	40	37.8	95	60-130
10061-01-5	cis-1,3-Dichloropropene	40	42.8	107	60-130
541-73-1	m-Dichlorobenzene	40	44.4	111	60-130
95-50-1	o-Dichlorobenzene	40	44.7	112	60-130
106-46-7	p-Dichlorobenzene	40	44.8	112	60-130
156-60-5	trans-1,2-Dichloroethylene	40	35.1	88	60-130
10061-02-6	trans-1,3-Dichloropropene	40	42.7	107	60-130
100-41-4	Ethylbenzene	40	42.0	105	60-130
637-92-3	Ethyl tert-Butyl Ether	40	39.4	99	60-130

4.2.1  
4

# Blank Spike Summary

**Job Number:** C17126  
**Account:** IRISECAO Iris Environmental  
**Project:** Romic Soil Investigation(Romic EPA) - 2081 Bay Road,East Palo Alto,CA

Sample	File ID	DF	Analyzed	By	Prep Date	Prep Batch	Analytical Batch
VL299-BS	L9544.D	1	08/05/11	TF	n/a	n/a	VL299

**The QC reported here applies to the following samples:** **Method:** SW846 8260B

C17126-1, C17126-2, C17126-3, C17126-4, C17126-5, C17126-6, C17126-7, C17126-8, C17126-9, C17126-10, C17126-11, C17126-12, C17126-13, C17126-14, C17126-15, C17126-16, C17126-17

CAS No.	Compound	Spike ug/kg	BSP ug/kg	BSP %	Limits
591-78-6	2-Hexanone	160	176	110	60-130
87-68-3	Hexachlorobutadiene	40	46.7	117	60-130
98-82-8	Isopropylbenzene	40	43.1	108	60-130
99-87-6	p-Isopropyltoluene	40	44.1	110	60-130
108-10-1	4-Methyl-2-pentanone	160	163	102	60-130
74-83-9	Methyl bromide	40	41.6	104	60-130
74-87-3	Methyl chloride	40	34.6	87	60-130
74-95-3	Methylene bromide	40	39.7	99	60-130
75-09-2	Methylene chloride	40	33.7	84	60-130
78-93-3	Methyl ethyl ketone	160	161	101	60-130
1634-04-4	Methyl Tert Butyl Ether	40	39.9	100	60-130
91-20-3	Naphthalene	40	45.4	114	60-130
103-65-1	n-Propylbenzene	40	44.0	110	60-130
100-42-5	Styrene	40	43.9	110	60-130
994-05-8	Tert-Amyl Methyl Ether	40	41.0	103	60-130
75-65-0	Tert Butyl Alcohol	200	205	103	60-130
630-20-6	1,1,1,2-Tetrachloroethane	40	42.9	107	60-130
71-55-6	1,1,1-Trichloroethane	40	36.8	92	60-130
79-34-5	1,1,2,2-Tetrachloroethane	40	45.4	114	60-130
79-00-5	1,1,2-Trichloroethane	40	44.3	111	60-130
87-61-6	1,2,3-Trichlorobenzene	40	45.3	113	60-130
96-18-4	1,2,3-Trichloropropane	40	43.0	108	60-130
120-82-1	1,2,4-Trichlorobenzene	40	44.5	111	60-130
95-63-6	1,2,4-Trimethylbenzene	40	43.6	109	60-130
108-67-8	1,3,5-Trimethylbenzene	40	44.1	110	60-130
127-18-4	Tetrachloroethylene	40	41.1	103	60-130
108-88-3	Toluene	40	41.4	104	60-130
79-01-6	Trichloroethylene	40	38.9	97	60-130
75-69-4	Trichlorofluoromethane	40	39.8	100	60-130
75-01-4	Vinyl chloride	40	43.6	109	60-130
1330-20-7	Xylene (total)	120	129	108	60-130

CAS No.	Surrogate Recoveries	BSP	Limits
1868-53-7	Dibromofluoromethane	103%	60-130%

4.2.1  
4

## Blank Spike Summary

**Job Number:** C17126  
**Account:** IRISECAO Iris Environmental  
**Project:** Romic Soil Investigation(Romic EPA) - 2081 Bay Road,East Palo Alto,CA

Sample	File ID	DF	Analyzed	By	Prep Date	Prep Batch	Analytical Batch
VL299-BS	L9544.D	1	08/05/11	TF	n/a	n/a	VL299

The QC reported here applies to the following samples:

Method: SW846 8260B

C17126-1, C17126-2, C17126-3, C17126-4, C17126-5, C17126-6, C17126-7, C17126-8, C17126-9, C17126-10, C17126-11, C17126-12, C17126-13, C17126-14, C17126-15, C17126-16, C17126-17

CAS No.	Surrogate Recoveries	BSP	Limits
2037-26-5	Toluene-D8	110%	60-130%
460-00-4	4-Bromofluorobenzene	105%	60-130%

## GC/MS Semi-volatiles

5

### QC Data Summaries

---

Includes the following where applicable:

- Method Blank Summaries
- Blank Spike Summaries
- Matrix Spike and Duplicate Summaries

## Method Blank Summary

**Job Number:** C17126  
**Account:** IRISECAO Iris Environmental  
**Project:** Romic Soil Investigation(Romic EPA) - 2081 Bay Road,East Palo Alto,CA

Sample	File ID	DF	Analyzed	By	Prep Date	Prep Batch	Analytical Batch
OP4307-MB	Y9027.D	1	07/27/11	MT	07/26/11	OP4307	EY431

The QC reported here applies to the following samples:

Method: SW846 8270C

C17126-1, C17126-5

CAS No.	Compound	Result	RL	MDL	Units	Q
65-85-0	Benzoic acid	ND	1000	890	ug/kg	
95-57-8	2-Chlorophenol	ND	1000	680	ug/kg	
59-50-7	4-Chloro-3-methyl phenol	ND	500	420	ug/kg	
120-83-2	2,4-Dichlorophenol	ND	500	140	ug/kg	
105-67-9	2,4-Dimethylphenol	ND	500	150	ug/kg	
51-28-5	2,4-Dinitrophenol	ND	2500	850	ug/kg	
534-52-1	4,6-Dinitro-o-cresol	ND	2000	1000	ug/kg	
95-48-7	2-Methylphenol	ND	500	170	ug/kg	
	3&4-Methylphenol	ND	500	150	ug/kg	
88-75-5	2-Nitrophenol	ND	500	130	ug/kg	
100-02-7	4-Nitrophenol	ND	2000	1200	ug/kg	
87-86-5	Pentachlorophenol	ND	500	420	ug/kg	
108-95-2	Phenol	ND	2000	1300	ug/kg	
95-95-4	2,4,5-Trichlorophenol	ND	500	120	ug/kg	
88-06-2	2,4,6-Trichlorophenol	ND	500	160	ug/kg	
83-32-9	Acenaphthene	ND	1000	500	ug/kg	
208-96-8	Acenaphthylene	ND	500	200	ug/kg	
62-53-3	Aniline	ND	500	140	ug/kg	
120-12-7	Anthracene	ND	500	100	ug/kg	
103-33-3	Azobenzene	ND	500	170	ug/kg	
92-87-5	Benzidine	ND	2500	730	ug/kg	
56-55-3	Benzo(a)anthracene	ND	500	70	ug/kg	
50-32-8	Benzo(a)pyrene	ND	500	90	ug/kg	
205-99-2	Benzo(b)fluoranthene	ND	500	60	ug/kg	
191-24-2	Benzo(g,h,i)perylene	ND	500	150	ug/kg	
207-08-9	Benzo(k)fluoranthene	ND	500	120	ug/kg	
101-55-3	4-Bromophenyl phenyl ether	ND	500	150	ug/kg	
85-68-7	Butyl benzyl phthalate	ND	500	110	ug/kg	
100-51-6	Benzyl Alcohol	ND	1000	160	ug/kg	
91-58-7	2-Chloronaphthalene	ND	500	180	ug/kg	
106-47-8	4-Chloroaniline	ND	500	140	ug/kg	
86-74-8	Carbazole	ND	500	80	ug/kg	
218-01-9	Chrysene	ND	500	100	ug/kg	
111-91-1	bis(2-Chloroethoxy)methane	ND	500	180	ug/kg	
111-44-4	bis(2-Chloroethyl)ether	ND	500	230	ug/kg	
108-60-1	bis(2-Chloroisopropyl)ether	ND	500	270	ug/kg	

## Method Blank Summary

**Job Number:** C17126  
**Account:** IRISECAO Iris Environmental  
**Project:** Romic Soil Investigation(Romic EPA) - 2081 Bay Road,East Palo Alto,CA

Sample	File ID	DF	Analyzed	By	Prep Date	Prep Batch	Analytical Batch
OP4307-MB	Y9027.D	1	07/27/11	MT	07/26/11	OP4307	EY431

The QC reported here applies to the following samples:

Method: SW846 8270C

C17126-1, C17126-5

CAS No.	Compound	Result	RL	MDL	Units	Q
7005-72-3	4-Chlorophenyl phenyl ether	ND	500	190	ug/kg	
95-50-1	1,2-Dichlorobenzene	ND	500	160	ug/kg	
541-73-1	1,3-Dichlorobenzene	ND	500	150	ug/kg	
106-46-7	1,4-Dichlorobenzene	ND	500	420	ug/kg	
121-14-2	2,4-Dinitrotoluene	ND	500	460	ug/kg	
606-20-2	2,6-Dinitrotoluene	ND	1000	320	ug/kg	
91-94-1	3,3'-Dichlorobenzidine	ND	2500	140	ug/kg	
53-70-3	Dibenzo(a,h)anthracene	ND	500	130	ug/kg	
132-64-9	Dibenzofuran	ND	500	160	ug/kg	
122-39-4	Diphenylamine	ND	500	120	ug/kg	
84-74-2	Di-n-butyl phthalate	ND	500	100	ug/kg	
117-84-0	Di-n-octyl phthalate	ND	500	130	ug/kg	
84-66-2	Diethyl phthalate	ND	500	170	ug/kg	
131-11-3	Dimethyl phthalate	ND	500	180	ug/kg	
117-81-7	bis(2-Ethylhexyl)phthalate	ND	500	220	ug/kg	
206-44-0	Fluoranthene	ND	500	100	ug/kg	
86-73-7	Fluorene	ND	500	180	ug/kg	
118-74-1	Hexachlorobenzene	ND	500	130	ug/kg	
87-68-3	Hexachlorobutadiene	ND	500	190	ug/kg	
77-47-4	Hexachlorocyclopentadiene	ND	500	140	ug/kg	
67-72-1	Hexachloroethane	ND	500	160	ug/kg	
193-39-5	Indeno(1,2,3-cd)pyrene	ND	500	140	ug/kg	
78-59-1	Isophorone	ND	500	170	ug/kg	
90-12-0	1-Methylnaphthalene	ND	500	160	ug/kg	
91-57-6	2-Methylnaphthalene	ND	500	160	ug/kg	
88-74-4	2-Nitroaniline	ND	500	120	ug/kg	
99-09-2	3-Nitroaniline	ND	500	120	ug/kg	
100-01-6	4-Nitroaniline	ND	500	300	ug/kg	
91-20-3	Naphthalene	ND	500	170	ug/kg	
98-95-3	Nitrobenzene	ND	500	160	ug/kg	
62-75-9	N-Nitrosodimethylamine	ND	5000	2200	ug/kg	
621-64-7	N-Nitroso-di-n-propylamine	ND	1000	550	ug/kg	
85-01-8	Phenanthrene	ND	500	110	ug/kg	
129-00-0	Pyrene	ND	1000	680	ug/kg	
110-86-1	Pyridine	ND	2000	220	ug/kg	
120-82-1	1,2,4-Trichlorobenzene	ND	500	340	ug/kg	

## Method Blank Summary

**Job Number:** C17126  
**Account:** IRISECAO Iris Environmental  
**Project:** Romic Soil Investigation(Romic EPA) - 2081 Bay Road,East Palo Alto,CA

Sample	File ID	DF	Analyzed	By	Prep Date	Prep Batch	Analytical Batch
OP4307-MB	Y9027.D	1	07/27/11	MT	07/26/11	OP4307	EY431

The QC reported here applies to the following samples:

Method: SW846 8270C

C17126-1, C17126-5

CAS No.	Surrogate Recoveries		Limits
367-12-4	2-Fluorophenol	53%	20-100%
4165-62-2	Phenol-d5	55%	20-100%
118-79-6	2,4,6-Tribromophenol	53%	30-100%
4165-60-0	Nitrobenzene-d5	53%	20-100%
321-60-8	2-Fluorobiphenyl	52%	20-106%
1718-51-0	Terphenyl-d14	76%	55-130%

# Blank Spike/Blank Spike Duplicate Summary

**Job Number:** C17126  
**Account:** IRISECAO Iris Environmental  
**Project:** Romic Soil Investigation(Romic EPA) - 2081 Bay Road,East Palo Alto,CA

Sample	File ID	DF	Analyzed	By	Prep Date	Prep Batch	Analytical Batch
OP4307-BS	Y9032.D	1	07/27/11	MT	07/26/11	OP4307	EY431
OP4307-BSD	Y9029.D	1	07/27/11	MT	07/26/11	OP4307	EY431

The QC reported here applies to the following samples:

Method: SW846 8270C

C17126-1, C17126-5

CAS No.	Compound	Spike ug/kg	BSP ug/kg	BSP %	BSD ug/kg	BSD %	RPD	Limits Rec/RPD
65-85-0	Benzoic acid	5000	4160	83	3860	77	7	24-116/30
95-57-8	2-Chlorophenol	2500	1640	66	1580	63	4	31-130/30
59-50-7	4-Chloro-3-methyl phenol	2500	1930	77	1780	71	8	35-117/30
120-83-2	2,4-Dichlorophenol	2500	1710	68	1670	67	2	40-111/30
105-67-9	2,4-Dimethylphenol	2500	1730	69	1670	67	4	29-109/30
51-28-5	2,4-Dinitrophenol	2500	2670	107	2330	93	14	19-117/30
534-52-1	4,6-Dinitro-o-cresol	2500	2240	90	2000	80	11	28-119/30
95-48-7	2-Methylphenol	2500	1690	68	1630	65	4	33-114/30
	3&4-Methylphenol	2500	1680	67	1610	64	4	34-115/30
88-75-5	2-Nitrophenol	2500	1590	64	1550	62	3	20-116/30
100-02-7	4-Nitrophenol	2500	2560	102	2260	90	12	6-114/30
87-86-5	Pentachlorophenol	2500	2620	105	2440	98	7	10-115/30
108-95-2	Phenol	2500	1730	69	1780	71	3	28-122/30
95-95-4	2,4,5-Trichlorophenol	2500	1980	79	1800	72	10	30-111/30
88-06-2	2,4,6-Trichlorophenol	2500	1960	78	1850	74	6	30-110/30
83-32-9	Acenaphthene	2500	1770	71	1660	66	6	34-129/30
208-96-8	Acenaphthylene	2500	1840	74	1740	70	6	38-118/30
62-53-3	Aniline	2500	1400	56	1360	54	3	28-112/30
120-12-7	Anthracene	2500	2160	86	1950	78	10	41-114/30
103-33-3	Azobenzene	2500	2020	81	1780	71	13	28-114/30
92-87-5	Benidine	5000	2280	46	2200	44	4	10-156/30
56-55-3	Benzo(a)anthracene	2500	2340	94	2140	86	9	40-116/30
50-32-8	Benzo(a)pyrene	2500	2370	95	2170	87	9	39-112/30
205-99-2	Benzo(b)fluoranthene	2500	2430	97	2270	91	7	40-117/30
191-24-2	Benzo(g,h,i)perylene	2500	2170	87	1990	80	9	36-113/30
207-08-9	Benzo(k)fluoranthene	2500	2420	97	2190	88	10	41-117/30
101-55-3	4-Bromophenyl phenyl ether	2500	2000	80	1830	73	9	30-114/30
85-68-7	Butyl benzyl phthalate	2500	2540	102	2350	94	8	27-110/30
100-51-6	Benzyl Alcohol	2500	2030	81	1920	77	6	31-112/30
91-58-7	2-Chloronaphthalene	2500	1720	69	1660	66	4	37-115/30
106-47-8	4-Chloroaniline	2500	1590	64	1530	61	4	29-95/30
86-74-8	Carbazole	2500	2260	90	2080	83	8	40-116/30
218-01-9	Chrysene	2500	2310	92	2060	82	11	40-117/30
111-91-1	bis(2-Chloroethoxy)methane	2500	1710	68	1610	64	6	31-99/30
111-44-4	bis(2-Chloroethyl)ether	2500	1510	60	1440	58	5	30-106/30
108-60-1	bis(2-Chloroisopropyl)ether	2500	1560	62	1450	58	7	24-104/30

5.2.1  
5



# Blank Spike/Blank Spike Duplicate Summary

**Job Number:** C17126  
**Account:** IRISECAO Iris Environmental  
**Project:** Romic Soil Investigation(Romic EPA) - 2081 Bay Road,East Palo Alto,CA

Sample	File ID	DF	Analyzed	By	Prep Date	Prep Batch	Analytical Batch
OP4307-BS	Y9032.D	1	07/27/11	MT	07/26/11	OP4307	EY431
OP4307-BSD	Y9029.D	1	07/27/11	MT	07/26/11	OP4307	EY431

The QC reported here applies to the following samples:

Method: SW846 8270C

C17126-1, C17126-5

CAS No.	Compound	Spike ug/kg	BSP ug/kg	BSP %	BSD ug/kg	BSD %	RPD	Limits Rec/RPD
7005-72-3	4-Chlorophenyl phenyl ether	2500	1920	77	1720	69	11	30-111/30
95-50-1	1,2-Dichlorobenzene	2500	1470	59	1400	56	5	27-111/30
541-73-1	1,3-Dichlorobenzene	2500	1390	56	1310	52	6	25-116/30
106-46-7	1,4-Dichlorobenzene	2500	1420	57	1370	55	4	27-120/30
121-14-2	2,4-Dinitrotoluene	2500	2210	88	1990	80	10	27-114/30
606-20-2	2,6-Dinitrotoluene	2500	2050	82	1880	75	9	27-114/30
91-94-1	3,3'-Dichlorobenzidine	5000	4760	95	4220	84	12	24-118/30
53-70-3	Dibenzo(a,h)anthracene	2500	2150	86	1960	78	9	37-115/30
132-64-9	Dibenzofuran	2500	1930	77	1790	72	8	28-113/30
122-39-4	Diphenylamine	2500	2140	86	1900	76	12	23-117/30
84-74-2	Di-n-butyl phthalate	2500	2300	92	2100	84	9	29-115/30
117-84-0	Di-n-octyl phthalate	2500	2420	97	2250	90	7	29-127/30
84-66-2	Diethyl phthalate	2500	2170	87	1970	79	10	29-116/30
131-11-3	Dimethyl phthalate	2500	2080	83	1840	74	12	30-110/30
117-81-7	bis(2-Ethylhexyl)phthalate	2500	2190	88	2080	83	5	27-121/30
206-44-0	Fluoranthene	2500	2220	89	2030	81	9	40-120/30
86-73-7	Fluorene	2500	1950	78	1780	71	9	40-119/30
118-74-1	Hexachlorobenzene	2500	1940	78	1780	71	9	28-113/30
87-68-3	Hexachlorobutadiene	2500	1670	67	1600	64	4	29-115/30
77-47-4	Hexachlorocyclopentadiene	2500	1460	58	1440	58	1	26-114/30
67-72-1	Hexachloroethane	2500	1440	58	1350	54	6	24-109/30
193-39-5	Indeno(1,2,3-cd)pyrene	2500	2140	86	1920	77	11	37-114/30
78-59-1	Isophorone	2500	1610	64	1530	61	5	28-117/30
90-12-0	1-Methylnaphthalene	2500	1620	65	1540	62	5	25-113/30
91-57-6	2-Methylnaphthalene	2500	1680	67	1580	63	6	27-113/30
88-74-4	2-Nitroaniline	2500	2080	83	1860	74	11	23-116/30
99-09-2	3-Nitroaniline	2500	2050	82	1760	70	15	29-115/30
100-01-6	4-Nitroaniline	2500	2420	97	2120	85	13	29-114/30
91-20-3	Naphthalene	2500	1610	64	1520	61	6	24-113/30
98-95-3	Nitrobenzene	2500	1610	64	1560	62	3	23-112/30
62-75-9	N-Nitrosodimethylamine	2500	1400	57	1400	55	4	20-108/30
621-64-7	N-Nitroso-di-n-propylamine	2500	1700	68	1630	65	4	26-127/30
85-01-8	Phenanthrene	2500	2180	87	1980	79	10	41-113/30
129-00-0	Pyrene	2500	2530	101	2360	94	7	45-134/30
110-86-1	Pyridine	2500	1040	42	966	39	7	20-78/30
120-82-1	1,2,4-Trichlorobenzene	2500	1500	60	1410	56	6	31-122/30

5.2.1  
5

# Blank Spike/Blank Spike Duplicate Summary

**Job Number:** C17126  
**Account:** IRISECAO Iris Environmental  
**Project:** Romic Soil Investigation(Romic EPA) - 2081 Bay Road,East Palo Alto,CA

Sample	File ID	DF	Analyzed	By	Prep Date	Prep Batch	Analytical Batch
OP4307-BS	Y9032.D	1	07/27/11	MT	07/26/11	OP4307	EY431
OP4307-BSD	Y9029.D	1	07/27/11	MT	07/26/11	OP4307	EY431

The QC reported here applies to the following samples:

Method: SW846 8270C

C17126-1, C17126-5

CAS No.	Surrogate Recoveries	BSP	BSD	Limits
367-12-4	2-Fluorophenol	66%	61%	20-100%
4165-62-2	Phenol-d5	69%	67%	20-100%
118-79-6	2,4,6-Tribromophenol	87%	78%	30-100%
4165-60-0	Nitrobenzene-d5	66%	63%	20-100%
321-60-8	2-Fluorobiphenyl	69%	66%	20-106%
1718-51-0	Terphenyl-d14	103%	97%	55-130%

# Matrix Spike/Matrix Spike Duplicate Summary

**Job Number:** C17126  
**Account:** IRISECAO Iris Environmental  
**Project:** Romic Soil Investigation(Romic EPA) - 2081 Bay Road,East Palo Alto,CA

Sample	File ID	DF	Analyzed	By	Prep Date	Prep Batch	Analytical Batch
OP4307-MS	Y9030.D	1	07/27/11	MT	07/26/11	OP4307	EY431
OP4307-MSD	Y9031.D	1	07/27/11	MT	07/26/11	OP4307	EY431
C17127-35	Y9033.D	1	07/27/11	MT	07/26/11	OP4307	EY431

The QC reported here applies to the following samples:

Method: SW846 8270C

C17126-1, C17126-5

CAS No.	Compound	C17127-35 ug/kg	Spike Q ug/kg	MS ug/kg	MS %	MSD ug/kg	MSD %	RPD	Limits Rec/RPD
65-85-0	Benzoic acid	ND	4950	1700	34	1530	31	11	24-116/36
95-57-8	2-Chlorophenol	ND	2480	839	34	729	29* a	14	31-130/31
59-50-7	4-Chloro-3-methyl phenol	ND	2480	1010	41	913	37	10	35-117/38
120-83-2	2,4-Dichlorophenol	ND	2480	848	34* a	747	30* a	13	40-111/30
105-67-9	2,4-Dimethylphenol	ND	2480	814	33	739	30	10	29-109/31
51-28-5	2,4-Dinitrophenol	ND	2480	1700	69	1700	68	0	19-117/40
534-52-1	4,6-Dinitro-o-cresol	ND	2480	1810	73	1790	72	1	28-119/37
95-48-7	2-Methylphenol	ND	2480	831	34	784	31* a	6	33-114/29
	3&4-Methylphenol	ND	2480	842	34	772	31* a	9	34-115/31
88-75-5	2-Nitrophenol	ND	2480	790	32	697	28	13	20-116/30
100-02-7	4-Nitrophenol	ND	2480	2220	90	2280	91	3	6-114/56
87-86-5	Pentachlorophenol	ND	2480	2210	89	2300	92	4	10-115/39
108-95-2	Phenol	ND	2480	880	36	790	32	11	28-122/38
95-95-4	2,4,5-Trichlorophenol	ND	2480	1070	43	993	40	7	30-111/28
88-06-2	2,4,6-Trichlorophenol	ND	2480	952	38	874	35	9	30-110/27
83-32-9	Acenaphthene	ND	2480	885	36	786	31* a	12	34-129/31
208-96-8	Acenaphthylene	ND	2480	940	38	843	34* a	11	38-118/30
62-53-3	Aniline	ND	2480	794	32	698	28	13	28-112/38
120-12-7	Anthracene	ND	2480	1740	70	1700	68	2	41-114/29
103-33-3	Azobenzene	ND	2480	1290	52	1190	48	8	28-114/27
92-87-5	Benzidine	ND	4950	1550	31	1650	33	6	10-156/50
56-55-3	Benzo(a)anthracene	ND	2480	2200	89	2250	90	2	40-116/31
50-32-8	Benzo(a)pyrene	ND	2480	2230	90	2310	92	4	39-112/32
205-99-2	Benzo(b)fluoranthene	ND	2480	2280	92	2370	95	4	40-117/31
191-24-2	Benzo(g,h,i)perylene	ND	2480	2050	83	2040	82	0	36-113/32
207-08-9	Benzo(k)fluoranthene	ND	2480	2290	93	2330	93	2	41-117/30
101-55-3	4-Bromophenyl phenyl ether	ND	2480	1380	56	1290	52	7	30-114/26
85-68-7	Butyl benzyl phthalate	ND	2480	2430	98	2530	101	4	27-110/28
100-51-6	Benzyl Alcohol	ND	2480	1080	44	949	38	13	31-112/34
91-58-7	2-Chloronaphthalene	ND	2480	874	35* a	757	30* a	14	37-115/28
106-47-8	4-Chloroaniline	ND	2480	857	35	768	31	11	29-95/34
86-74-8	Carbazole	ND	2480	2090	84	2140	86	2	40-116/30
218-01-9	Chrysene	ND	2480	2170	88	2250	90	4	40-117/31
111-91-1	bis(2-Chloroethoxy)methane	ND	2480	846	34	747	30* a	12	31-99/30
111-44-4	bis(2-Chloroethyl)ether	ND	2480	779	31	673	27* a	15	30-106/33
108-60-1	bis(2-Chloroisopropyl)ether	ND	2480	802	32	703	28	13	24-104/32

5.3.1  
5

# Matrix Spike/Matrix Spike Duplicate Summary

**Job Number:** C17126  
**Account:** IRISECAO Iris Environmental  
**Project:** Romic Soil Investigation(Romic EPA) - 2081 Bay Road,East Palo Alto,CA

Sample	File ID	DF	Analyzed	By	Prep Date	Prep Batch	Analytical Batch
OP4307-MS	Y9030.D	1	07/27/11	MT	07/26/11	OP4307	EY431
OP4307-MSD	Y9031.D	1	07/27/11	MT	07/26/11	OP4307	EY431
C17127-35	Y9033.D	1	07/27/11	MT	07/26/11	OP4307	EY431

The QC reported here applies to the following samples:

Method: SW846 8270C

C17126-1, C17126-5

CAS No.	Compound	C17127-35 ug/kg	Spike Q	ug/kg	MS ug/kg	MS %	MSD ug/kg	MSD %	RPD	Limits Rec/RPD
7005-72-3	4-Chlorophenyl phenyl ether	ND		2480	1110	45	987	39	12	30-111/26
95-50-1	1,2-Dichlorobenzene	ND		2480	767	31	651	26* a	16	27-111/35
541-73-1	1,3-Dichlorobenzene	ND		2480	721	29	606	24* a	17	25-116/36
106-46-7	1,4-Dichlorobenzene	ND		2480	733	30	632	25* a	15	27-120/30
121-14-2	2,4-Dinitrotoluene	ND		2480	1680	68	1640	66	2	27-114/38
606-20-2	2,6-Dinitrotoluene	ND		2480	1270	51	1160	46	9	27-114/30
91-94-1	3,3'-Dichlorobenzidine	ND		4950	4550	92	4790	96	5	24-118/31
53-70-3	Dibenzo(a,h)anthracene	ND		2480	2020	82	2030	81	0	37-115/29
132-64-9	Dibenzofuran	ND		2480	1040	42	934	37	11	28-113/27
122-39-4	Diphenylamine	ND		2480	1500	61	1450	58	3	23-117/28
84-74-2	Di-n-butyl phthalate	ND		2480	2140	86	2220	89	4	29-115/27
117-84-0	Di-n-octyl phthalate	ND		2480	2280	92	2360	94	3	29-127/28
84-66-2	Diethyl phthalate	ND		2480	1640	66	1590	64	3	29-116/27
131-11-3	Dimethyl phthalate	ND		2480	1280	52	1160	46	10	30-110/26
117-81-7	bis(2-Ethylhexyl)phthalate	ND		2480	2130	86	2200	88	3	27-121/29
206-44-0	Fluoranthene	ND		2480	2000	81	2060	82	3	40-120/32
86-73-7	Fluorene	ND		2480	1150	46	1040	42	10	40-119/30
118-74-1	Hexachlorobenzene	ND		2480	1460	59	1380	55	6	28-113/27
87-68-3	Hexachlorobutadiene	ND		2480	872	35	748	30	15	29-115/33
77-47-4	Hexachlorocyclopentadiene	ND		2480	712	29	590	24* a	19	26-114/41
67-72-1	Hexachloroethane	ND		2480	735	30	603	24	20	24-109/38
193-39-5	Indeno(1,2,3-cd)pyrene	ND		2480	1960	79	2070	83	5	37-114/33
78-59-1	Isophorone	ND		2480	806	33	719	29	11	28-117/30
90-12-0	1-Methylnaphthalene	ND		2480	809	33	716	29	12	25-113/33
91-57-6	2-Methylnaphthalene	ND		2480	856	35	743	30	14	27-113/32
88-74-4	2-Nitroaniline	ND		2480	1210	49	1110	44	9	23-116/29
99-09-2	3-Nitroaniline	ND		2480	1530	62	1480	59	3	29-115/31
100-01-6	4-Nitroaniline	ND		2480	2080	84	2110	84	1	29-114/31
91-20-3	Naphthalene	ND		2480	843	34	737	29	13	24-113/32
98-95-3	Nitrobenzene	ND		2480	845	34	753	30	12	23-112/32
62-75-9	N-Nitrosodimethylamine	ND		2480	770	31	660	26	15	20-108/34
621-64-7	N-Nitroso-di-n-propylamine	ND		2480	871	35	764	31	13	26-127/43
85-01-8	Phenanthrene	ND		2480	1700	69	1690	68	1	41-113/32
129-00-0	Pyrene	ND		2480	2390	97	2450	98	2	45-134/33
110-86-1	Pyridine	ND		2480	477	19* a	435	17* a	9	20-78/38
120-82-1	1,2,4-Trichlorobenzene	ND		2480	768	31	649	26* a	17	31-122/44

5.3.1  
5

# Matrix Spike/Matrix Spike Duplicate Summary

**Job Number:** C17126  
**Account:** IRISECAO Iris Environmental  
**Project:** Romic Soil Investigation(Romic EPA) - 2081 Bay Road,East Palo Alto,CA

Sample	File ID	DF	Analyzed	By	Prep Date	Prep Batch	Analytical Batch
OP4307-MS	Y9030.D	1	07/27/11	MT	07/26/11	OP4307	EY431
OP4307-MSD	Y9031.D	1	07/27/11	MT	07/26/11	OP4307	EY431
C17127-35	Y9033.D	1	07/27/11	MT	07/26/11	OP4307	EY431

The QC reported here applies to the following samples:

Method: SW846 8270C

C17126-1, C17126-5

CAS No.	Surrogate Recoveries	MS	MSD	C17127-35	Limits
367-12-4	2-Fluorophenol	32%	28%	49%	20-100%
4165-62-2	Phenol-d5	34%	31%	50%	20-100%
118-79-6	2,4,6-Tribromophenol	63%	62%	63%	30-100%
4165-60-0	Nitrobenzene-d5	33%	29%	51%	20-100%
321-60-8	2-Fluorobiphenyl	33%	29%	52%	20-106%
1718-51-0	Terphenyl-d14	93%	97%	91%	55-130%

(a) Outside control limits due to matrix interference.

5.3.1  
5

## GC Volatiles

---

## QC Data Summaries

---

Includes the following where applicable:

- Method Blank Summaries
- Blank Spike Summaries
- Matrix Spike and Duplicate Summaries

# Method Blank Summary

**Job Number:** C17126  
**Account:** IRISECAO Iris Environmental  
**Project:** Romic Soil Investigation(Romic EPA) - 2081 Bay Road,East Palo Alto,CA

Sample	File ID	DF	Analyzed	By	Prep Date	Prep Batch	Analytical Batch
GJK889-MB	JK21560.D	1	08/03/11	TT	n/a	n/a	GJK889

The QC reported here applies to the following samples:

Method: SW846 8015B

C17126-1, C17126-5

CAS No.	Compound	Result	RL	MDL	Units	Q
	TPH-GRO (C6-C10)	ND	0.10	0.050	mg/kg	

CAS No.	Surrogate Recoveries	Limits
98-08-8	aaa-Trifluorotoluene	86% 60-157%

# Blank Spike/Blank Spike Duplicate Summary

**Job Number:** C17126  
**Account:** IRISECAO Iris Environmental  
**Project:** Romic Soil Investigation(Romic EPA) - 2081 Bay Road,East Palo Alto,CA

Sample	File ID	DF	Analyzed	By	Prep Date	Prep Batch	Analytical Batch
GJK889-BS	JK21558.D	1	08/03/11	TT	n/a	n/a	GJK889
GJK889-BSD	JK21559.D	1	08/03/11	TT	n/a	n/a	GJK889

The QC reported here applies to the following samples: Method: SW846 8015B

C17126-1, C17126-5

CAS No.	Compound	Spike mg/kg	BSP mg/kg	BSP %	BSD mg/kg	BSD %	RPD	Limits Rec/RPD
	TPH-GRO (C6-C10)	0.5	0.526	105	0.509	102	3	65-135/30

CAS No.	Surrogate Recoveries	BSP	BSD	Limits
98-08-8	aaa-Trifluorotoluene	116%	116%	60-157%

6.2.1  
6



# Matrix Spike/Matrix Spike Duplicate Summary

**Job Number:** C17126  
**Account:** IRISECAO Iris Environmental  
**Project:** Romic Soil Investigation(Romic EPA) - 2081 Bay Road,East Palo Alto,CA

Sample	File ID	DF	Analyzed	By	Prep Date	Prep Batch	Analytical Batch
C17096-18MS	JK21574.D	1	08/03/11	TT	n/a	n/a	GJK889
C17096-18MSD	JK21575.D	1	08/03/11	TT	n/a	n/a	GJK889
C17096-18	JK21562.D	1	08/03/11	TT	n/a	n/a	GJK889

The QC reported here applies to the following samples:

Method: SW846 8015B

C17126-1, C17126-5

CAS No.	Compound	C17096-18 mg/kg	Spike Q mg/kg	MS mg/kg	MS %	MSD mg/kg	MSD %	RPD	Limits Rec/RPD
	TPH-GRO (C6-C10)	0.125	0.471	0.536	87	0.876	163*	48*	65-135/25

CAS No.	Surrogate Recoveries	MS	MSD	C17096-18	Limits
98-08-8	aaa-Trifluorotoluene	88%	87%	89%	60-157%

## GC Semi-volatiles

---

## QC Data Summaries

---

Includes the following where applicable:

- Method Blank Summaries
- Blank Spike Summaries
- Matrix Spike and Duplicate Summaries

# Method Blank Summary

**Job Number:** C17126  
**Account:** IRISECAO Iris Environmental  
**Project:** Romic Soil Investigation(Romic EPA) - 2081 Bay Road,East Palo Alto,CA

Sample	File ID	DF	Analyzed	By	Prep Date	Prep Batch	Analytical Batch
OP4294-MB	OO23019.D	1	07/31/11	RV	07/25/11	OP4294	G00733

The QC reported here applies to the following samples: Method: SW846 8081A

C17126-1, C17126-5

CAS No.	Compound	Result	RL	MDL	Units	Q
309-00-2	Aldrin	ND	25	10	ug/kg	
319-84-6	alpha-BHC	ND	25	11	ug/kg	
319-85-7	beta-BHC	ND	25	3.5	ug/kg	
319-86-8	delta-BHC	ND	25	3.5	ug/kg	
58-89-9	gamma-BHC (Lindane)	ND	25	7.5	ug/kg	
12789-03-6	Chlordane	ND	100	100	ug/kg	
60-57-1	Dieldrin	ND	25	3.0	ug/kg	
72-54-8	4,4' -DDD	ND	25	3.5	ug/kg	
72-55-9	4,4' -DDE	ND	25	3.0	ug/kg	
50-29-3	4,4' -DDT	ND	25	3.0	ug/kg	
72-20-8	Endrin	ND	25	3.0	ug/kg	
7421-93-4	Endrin aldehyde	ND	25	6.0	ug/kg	
959-98-8	Endosulfan-I	ND	25	3.5	ug/kg	
33213-65-9	Endosulfan-II	ND	25	3.5	ug/kg	
1031-07-8	Endosulfan sulfate	ND	25	8.0	ug/kg	
76-44-8	Heptachlor	ND	25	6.0	ug/kg	
1024-57-3	Heptachlor epoxide	ND	25	4.0	ug/kg	
72-43-5	Methoxychlor	ND	25	3.5	ug/kg	
8001-35-2	Toxaphene	ND	100	100	ug/kg	

CAS No.	Surrogate Recoveries	Limits	
877-09-8	Tetrachloro-m-xylene	60%	35-132%
877-09-8	Tetrachloro-m-xylene	71%	35-132%
2051-24-3	Decachlorobiphenyl	92%	35-132%
2051-24-3	Decachlorobiphenyl	107%	35-132%

7.1.1  
7

# Method Blank Summary

**Job Number:** C17126  
**Account:** IRISECAO Iris Environmental  
**Project:** Romic Soil Investigation(Romic EPA) - 2081 Bay Road,East Palo Alto,CA

Sample	File ID	DF	Analyzed	By	Prep Date	Prep Batch	Analytical Batch
OP4295-MB	PP20406.D	1	07/25/11	RV	07/25/11	OP4295	GPP691

The QC reported here applies to the following samples: Method: SW846 8082

C17126-1, C17126-5

CAS No.	Compound	Result	RL	MDL	Units	Q
12674-11-2	Aroclor 1016	ND	100	17	ug/kg	
11104-28-2	Aroclor 1221	ND	100	50	ug/kg	
11141-16-5	Aroclor 1232	ND	100	50	ug/kg	
53469-21-9	Aroclor 1242	ND	100	50	ug/kg	
12672-29-6	Aroclor 1248	ND	100	50	ug/kg	
11097-69-1	Aroclor 1254	ND	100	50	ug/kg	
11096-82-5	Aroclor 1260	ND	100	20	ug/kg	

CAS No.	Surrogate Recoveries	Limits	
877-09-8	Tetrachloro-m-xylene	73%	45-108%
877-09-8	Tetrachloro-m-xylene	70%	45-108%
2051-24-3	Decachlorobiphenyl	96%	54-121%
2051-24-3	Decachlorobiphenyl	99%	54-121%

7.1.2  
7

## Method Blank Summary

**Job Number:** C17126  
**Account:** IRISECAO Iris Environmental  
**Project:** Romic Soil Investigation(Romic EPA) - 2081 Bay Road,East Palo Alto,CA

Sample	File ID	DF	Analyzed	By	Prep Date	Prep Batch	Analytical Batch
OP4309-MB	GG27185.D	1	07/27/11	JH	07/26/11	OP4309	GGG730

The QC reported here applies to the following samples:

Method: SW846 8015B M

C17126-1, C17126-5

CAS No.	Compound	Result	RL	MDL	Units	Q
	TPH (C10-C28)	ND	10	5.0	mg/kg	
	TPH (> C28-C40)	ND	20	10	mg/kg	

CAS No.	Surrogate Recoveries	Limits
630-01-3	Hexacosane	77% 45-140%

# Blank Spike/Blank Spike Duplicate Summary

**Job Number:** C17126  
**Account:** IRISECAO Iris Environmental  
**Project:** Romic Soil Investigation(Romic EPA) - 2081 Bay Road,East Palo Alto,CA

Sample	File ID	DF	Analyzed	By	Prep Date	Prep Batch	Analytical Batch
OP4294-BS	OO23017.D	1	07/31/11	RV	07/25/11	OP4294	G00733
OP4294-BSD	OO23018.D	1	07/31/11	RV	07/25/11	OP4294	G00733

The QC reported here applies to the following samples: Method: SW846 8081A

C17126-1, C17126-5

CAS No.	Compound	Spike ug/kg	BSP ug/kg	BSP %	BSD ug/kg	BSD %	RPD	Limits Rec/RPD
309-00-2	Aldrin	100	63.1	63	64.6	65	2	40-140/30
319-84-6	alpha-BHC	100	67.7	68	64.2	64	5	40-140/30
319-85-7	beta-BHC	100	69.9	70	66.6	67	5	40-140/30
319-86-8	delta-BHC	100	77.7	78	74.7	75	4	40-140/30
58-89-9	gamma-BHC (Lindane)	100	73.0	73	69.3	69	5	40-140/30
60-57-1	Dieldrin	100	80.5	81	76.9	77	5	40-145/30
72-54-8	4,4'-DDD	100	102	102	95.5	96	7	40-140/30
72-55-9	4,4'-DDE	100	79.8	80	80.2	80	1	40-140/30
50-29-3	4,4'-DDT	100	89.0	89	81.0	81	9	40-140/30
72-20-8	Endrin	100	95.6	96	89.3	89	7	40-140/30
7421-93-4	Endrin aldehyde	100	87.1	87	81.7	82	6	40-140/30
959-98-8	Endosulfan-I	100	73.6	74	72.5	73	2	40-140/30
33213-65-9	Endosulfan-II	100	96.3	96	89.5	90	7	40-140/30
1031-07-8	Endosulfan sulfate	100	102	102	97.9	98	4	40-140/30
76-44-8	Heptachlor	100	65.2	65	66.0	66	1	40-140/30
1024-57-3	Heptachlor epoxide	100	69.4	69	69.7	70	0	40-140/30
72-43-5	Methoxychlor	100	98.8	99	95.9	96	3	40-140/30

CAS No.	Surrogate Recoveries	BSP	BSD	Limits
877-09-8	Tetrachloro-m-xylene	58%	56%	35-132%
877-09-8	Tetrachloro-m-xylene	65%	63%	35-132%
2051-24-3	Decachlorobiphenyl	83%	80%	35-132%
2051-24-3	Decachlorobiphenyl	95%	93%	35-132%

7.2.1  
7

# Blank Spike/Blank Spike Duplicate Summary

**Job Number:** C17126  
**Account:** IRISECAO Iris Environmental  
**Project:** Romic Soil Investigation(Romic EPA) - 2081 Bay Road,East Palo Alto,CA

Sample	File ID	DF	Analyzed	By	Prep Date	Prep Batch	Analytical Batch
OP4295-BS	PP20407.D	1	07/25/11	RV	07/25/11	OP4295	GPP691
OP4295-BSD	PP20408.D	1	07/25/11	RV	07/25/11	OP4295	GPP691

The QC reported here applies to the following samples: Method: SW846 8082

C17126-1, C17126-5

CAS No.	Compound	Spike ug/kg	BSP ug/kg	BSP %	BSD ug/kg	BSD %	RPD	Limits Rec/RPD
12674-11-2	Aroclor 1016	400	262	66	263	66	0	40-145/30
11096-82-5	Aroclor 1260	400	343	86	346	87	1	40-145/30

CAS No.	Surrogate Recoveries	BSP	BSD	Limits
877-09-8	Tetrachloro-m-xylene	65%	65%	45-108%
877-09-8	Tetrachloro-m-xylene	64%	64%	45-108%
2051-24-3	Decachlorobiphenyl	86%	86%	54-121%
2051-24-3	Decachlorobiphenyl	87%	87%	54-121%

7.2.2  
7

# Blank Spike/Blank Spike Duplicate Summary

**Job Number:** C17126  
**Account:** IRISECAO Iris Environmental  
**Project:** Romic Soil Investigation(Romic EPA) - 2081 Bay Road,East Palo Alto,CA

Sample	File ID	DF	Analyzed	By	Prep Date	Prep Batch	Analytical Batch
OP4309-BS	GG27186.D	1	07/27/11	JH	07/26/11	OP4309	GGG730
OP4309-BSD	GG27187.D	1	07/27/11	JH	07/26/11	OP4309	GGG730

The QC reported here applies to the following samples:

Method: SW846 8015B M

C17126-1, C17126-5

CAS No.	Compound	Spike mg/kg	BSP mg/kg	BSP %	BSD mg/kg	BSD %	RPD	Limits Rec/RPD
	TPH (C10-C28)	100	65.1	65	65.3	65	0	45-140/30
	TPH (> C28-C40)	100	63.8	64	63.6	64	0	45-140/30

CAS No.	Surrogate Recoveries	BSP	BSD	Limits
630-01-3	Hexacosane	76%	74%	45-140%

7.2.3  
7



# Blank Spike/Blank Spike Duplicate Summary

**Job Number:** C17126  
**Account:** IRISECAO Iris Environmental  
**Project:** Romic Soil Investigation(Romic EPA) - 2081 Bay Road, East Palo Alto, CA

Sample	File ID	DF	Analyzed	By	Prep Date	Prep Batch	Analytical Batch
OP4309-BS	GG27186.D	1	07/27/11	JH	07/26/11	OP4309	GGG730
OP4309-BSD	HH15676.D	1	07/29/11	JH	07/26/11	OP4309	GHH532

The QC reported here applies to the following samples: Method: SW846 8015B M

C17126-1, C17126-5

CAS No.	Compound	Spike mg/kg	BSP mg/kg	BSP %	BSD mg/kg	BSD %	RPD	Limits Rec/RPD
	TPH (C10-C28)	100	65.1	65	67.6	68	2	45-140/30
	TPH (> C28-C40)	100	63.8	64	69.1	69	3	45-140/30

CAS No.	Surrogate Recoveries	BSP	BSD	Limits
630-01-3	Hexacosane	76%	71%	45-140%

7.2.4  
7

# Matrix Spike/Matrix Spike Duplicate Summary

**Job Number:** C17126  
**Account:** IRISECAO Iris Environmental  
**Project:** Romic Soil Investigation(Romic EPA) - 2081 Bay Road,East Palo Alto,CA

Sample	File ID	DF	Analyzed	By	Prep Date	Prep Batch	Analytical Batch
OP4294-MS	OO23031.D	1	08/01/11	RV	07/25/11	OP4294	G00733
OP4294-MSD	OO23032.D	1	08/01/11	RV	07/25/11	OP4294	G00733
C17096-26 <sup>a</sup>	OO23024.D	5	08/01/11	RV	07/25/11	OP4294	G00733

The QC reported here applies to the following samples: Method: SW846 8081A

C17126-1, C17126-5

CAS No.	Compound	C17096-26 ug/kg	Spike Q	ug/kg	MS ug/kg	MS %	MSD ug/kg	MSD %	RPD	Limits Rec/RPD
309-00-2	Aldrin	ND	100	68.0	68	67.3	68	1	40-140/40	
319-84-6	alpha-BHC	ND	100	66.7	67	69.0	70	3	40-140/40	
319-85-7	beta-BHC	ND	100	81.5	82	74.3	75	9	40-140/40	
319-86-8	delta-BHC	ND	100	85.0	85	87.6	88	3	40-140/40	
58-89-9	gamma-BHC (Lindane)	ND	100	75.6	76	77.4	78	2	40-140/40	
60-57-1	Dieldrin	ND	100	82.0	82	85.9	87	5	40-145/40	
72-54-8	4,4'-DDD	ND	100	109	109	92.8	94	16	40-140/40	
72-55-9	4,4'-DDE	ND	100	90.5	91	90.6	92	0	40-140/40	
50-29-3	4,4'-DDT	ND	100	134	134	123	124	9	40-140/40	
72-20-8	Endrin	ND	100	116	116	107	108	8	40-145/40	
7421-93-4	Endrin aldehyde	ND	100	79.0	79	76.5	77	3	40-140/40	
959-98-8	Endosulfan-I	ND	100	80.1	80	79.9	81	0	40-140/40	
33213-65-9	Endosulfan-II	ND	100	96.8	97	84.5	85	14	40-140/40	
1031-07-8	Endosulfan sulfate	ND	100	94.6	95	95.2	96	1	40-140/40	
76-44-8	Heptachlor	ND	100	71.2	71	70.2	71	1	40-140/40	
1024-57-3	Heptachlor epoxide	ND	100	76.6	77	78.4	79	2	40-140/40	
72-43-5	Methoxychlor	ND	100	98.4	98	98.7	100	0	40-140/40	

CAS No.	Surrogate Recoveries	MS	MSD	C17096-26	Limits
877-09-8	Tetrachloro-m-xylene	51%	53%	44%	35-132%
877-09-8	Tetrachloro-m-xylene	49%	54%	49%	35-132%
2051-24-3	Decachlorobiphenyl	77%	78%	82%	35-132%
2051-24-3	Decachlorobiphenyl	83%	73%	88%	35-132%

(a) Reporting limits raised due to high concentration of PCB (Aroclor 1260) and non-target Hydrocarbons.

7.3.1  
7

# Matrix Spike/Matrix Spike Duplicate Summary

**Job Number:** C17126  
**Account:** IRISECAO Iris Environmental  
**Project:** Romic Soil Investigation(Romic EPA) - 2081 Bay Road,East Palo Alto,CA

Sample	File ID	DF	Analyzed	By	Prep Date	Prep Batch	Analytical Batch
OP4295-MS	PP20475.D	1	07/27/11	RV	07/25/11	OP4295	GPP692
OP4295-MSD	PP20476.D	1	07/27/11	RV	07/25/11	OP4295	GPP692
C17126-5	PP20462.D	1	07/26/11	RV	07/25/11	OP4295	GPP692

The QC reported here applies to the following samples:

Method: SW846 8082

C17126-1, C17126-5

CAS No.	Compound	C17126-5 ug/kg	Spike Q ug/kg	MS ug/kg	MS %	MSD ug/kg	MSD %	RPD	Limits Rec/RPD
12674-11-2	Aroclor 1016	ND	400	333	83	324	82	3	40-145/40
11096-82-5	Aroclor 1260	147	400	556	102	541	99	3	40-145/40

CAS No.	Surrogate Recoveries	MS	MSD	C17126-5	Limits
877-09-8	Tetrachloro-m-xylene	63%	61%	64%	45-108%
877-09-8	Tetrachloro-m-xylene	50%	49%	51%	45-108%
2051-24-3	Decachlorobiphenyl	76%	71%	72%	54-121%
2051-24-3	Decachlorobiphenyl	60%	58%	60%	54-121%

7.3.2

7

# Matrix Spike/Matrix Spike Duplicate Summary

**Job Number:** C17126  
**Account:** IRISECAO Iris Environmental  
**Project:** Romic Soil Investigation(Romic EPA) - 2081 Bay Road,East Palo Alto,CA

Sample	File ID	DF	Analyzed	By	Prep Date	Prep Batch	Analytical Batch
OP4309-MS	GG27213.D	1	07/27/11	JH	07/26/11	OP4309	GGG730
OP4309-MSD	GG27214.D	1	07/28/11	JH	07/26/11	OP4309	GGG730
C17127-35	GG27210.D	1	07/27/11	JH	07/26/11	OP4309	GGG730

The QC reported here applies to the following samples:

Method: SW846 8015B M

C17126-1, C17126-5

CAS No.	Compound	C17127-35 mg/kg	Spike mg/kg	MS mg/kg	MS %	MSD mg/kg	MSD %	RPD	Limits Rec/RPD
	TPH (C10-C28)	ND	99	48.1	49	49.6	50	3	45-140/30
	TPH (> C28-C40)	ND	99	46.4	47	46.5	47	0	45-140/30

CAS No.	Surrogate Recoveries	MS	MSD	C17127-35	Limits
630-01-3	Hexacosane	49%	49%	55%	45-140%

## Metals Analysis

---

### QC Data Summaries

---

Includes the following where applicable:

- Method Blank Summaries
- Matrix Spike and Duplicate Summaries
- Blank Spike and Lab Control Sample Summaries
- Serial Dilution Summaries

BLANK RESULTS SUMMARY  
Part 2 - Method Blanks

Login Number: C17126  
Account: IRISECAO - Iris Environmental  
Project: Romic Soil Investigation(Romic EPA) - 2081 Bay Road,East Palo Alto,CA

QC Batch ID: MP3760  
Matrix Type: SOLID

Methods: SW846 7471A  
Units: mg/kg

Prep Date: 07/25/11

Metal	RL	IDL	MDL	MB	
				raw	final
Mercury	0.042	.0017	.0043	0.0012	<0.042

Associated samples MP3760: C17126-1, C17126-5

Results < IDL are shown as zero for calculation purposes  
(\* ) Outside of QC limits  
(anr) Analyte not requested

MATRIX SPIKE AND DUPLICATE RESULTS SUMMARY

Login Number: C17126  
 Account: IRISECAO - Iris Environmental  
 Project: Romic Soil Investigation(Romic EPA) - 2081 Bay Road,East Palo Alto,CA

QC Batch ID: MP3760  
 Matrix Type: SOLID

Methods: SW846 7471A  
 Units: mg/kg

Prep Date: 07/25/11

Metal	C17086-1 Original MS	Spike HGPWS1	lot % Rec	QC Limits
-------	-------------------------	-----------------	--------------	--------------

Mercury 0.014 0.32 0.313 97.9 75-125

Associated samples MP3760: C17126-1, C17126-5

Results < IDL are shown as zero for calculation purposes  
 (\*) Outside of QC limits  
 (N) Matrix Spike Rec. outside of QC limits  
 (anr) Analyte not requested

8.1.2  
8

MATRIX SPIKE AND DUPLICATE RESULTS SUMMARY

Login Number: C17126  
 Account: IRISECAO - Iris Environmental  
 Project: Romic Soil Investigation(Romic EPA) - 2081 Bay Road,East Palo Alto,CA

QC Batch ID: MP3760 Methods: SW846 7471A  
 Matrix Type: SOLID Units: mg/kg

Prep Date: 07/25/11

Metal	C17086-1 Original MSD	SpikeLot HGPWS1	% Rec	MSD RPD	QC Limit
Mercury	0.014	0.26	0.286	86.1	20.7 (a) 20

Associated samples MP3760: C17126-1, C17126-5

Results < IDL are shown as zero for calculation purposes

(\* ) Outside of QC limits

(N) Matrix Spike Rec. outside of QC limits

(anr) Analyte not requested

(a) High RPD indicates possible matrix interference and/or sample nonhomogeneity.

8.1.2  
8



SPIKE BLANK AND LAB CONTROL SAMPLE SUMMARY

Login Number: C17126

Account: IRISECAO - Iris Environmental

Project: Romic Soil Investigation(Romic EPA) - 2081 Bay Road,East Palo Alto,CA

QC Batch ID: MP3760

Methods: SW846 7471A

Matrix Type: SOLID

Units: mg/kg

Prep Date: 07/25/11

Metal	BSP Result	Spikelot HGPWS1	% Rec	QC Limits
-------	---------------	--------------------	-------	--------------

Mercury	0.16	0.167	96.0	80-120
---------	------	-------	------	--------

Associated samples MP3760: C17126-1, C17126-5

Results < IDL are shown as zero for calculation purposes

(\*) Outside of QC limits

(anr) Analyte not requested

BLANK RESULTS SUMMARY  
Part 2 - Method Blanks

Login Number: C17126  
Account: IRISECAO - Iris Environmental  
Project: Romic Soil Investigation(Romic EPA) - 2081 Bay Road,East Palo Alto,CA

QC Batch ID: MP3766  
Matrix Type: SOLID

Methods: SW846 6010B  
Units: mg/kg

Prep Date: 07/25/11

Metal	RL	IDL	MDL	MB raw	final
Aluminum	20	2	.54		
Antimony	2.0	.98	.23	0.24	<2.0
Arsenic	2.0	.78	.8	0.25	<2.0
Barium	20	.03	.076	0.32	<20
Beryllium	1.0	.01	.015	0.0	<1.0
Boron	10	.73	.55		
Cadmium	1.0	.06	.04	0.030	<1.0
Calcium	500	1.5	1.3		
Chromium	1.0	.07	.024	0.080	<1.0
Cobalt	1.0	.07	.031	0.030	<1.0
Copper	2.5	.06	.18	0.68	<2.5
Iron	20	.25	1.4		
Lead	2.0	.4	.28	0.010	<2.0
Lithium		.12			
Magnesium	500	1.1	1.1		
Manganese	1.5	.01	.21		
Molybdenum	2.0	.12	.054	-0.12	<2.0
Nickel	1.0	.1	.15	0.080	<1.0
Potassium	1000	3			
Selenium	2.0	1.2	.74	-0.21	<2.0
Silicon		.76			
Silver	1.0	.05	.24	0.010	<1.0
Sodium	1000	.79	1.2		
Strontium	1.0	.02	.038		
Thallium	2.0	.85	.36	-0.17	<2.0
Tin	50	.27	.16		
Titanium	1.0	.02	.071		
Vanadium	1.0	.05	.018	0.0	<1.0
Zinc	2.0	.04	.21	0.59	<2.0

Associated samples MP3766: C17126-1, C17126-5

Results < IDL are shown as zero for calculation purposes  
(\* ) Outside of QC limits  
(anr) Analyte not requested

MATRIX SPIKE AND DUPLICATE RESULTS SUMMARY

Login Number: C17126  
 Account: IRISECAO - Iris Environmental  
 Project: Romic Soil Investigation(Romic EPA) - 2081 Bay Road,East Palo Alto,CA

QC Batch ID: MP3766  
 Matrix Type: SOLID

Methods: SW846 6010B  
 Units: mg/kg

Prep Date: 07/25/11

Metal	C17148-22 Original MS		Spike lot MPIR4A	% Rec	QC Limits
Aluminum					
Antimony	0.0	12.1	47.6	25.4N(a)	75-125
Arsenic	5.5	47.2	47.6	87.6	75-125
Barium	247	319	47.6	151.2(b)	75-125
Beryllium	0.55	42.4	47.6	87.9	75-125
Boron					
Cadmium	0.14	42.3	47.6	88.5	75-125
Calcium					
Chromium	29.4	68.9	47.6	83.0	75-125
Cobalt	6.8	46.3	47.6	83.0	75-125
Copper	31.7	76.7	47.6	94.5	75-125
Iron					
Lead	9.1	46.7	47.6	79.0	75-125
Lithium					
Magnesium					
Manganese					
Molybdenum	0.55	37.0	47.6	76.5	75-125
Nickel	25.9	63.3	47.6	78.5	75-125
Potassium					
Selenium	0.0	40.9	47.6	85.9	75-125
Silicon					
Silver	0.0	43.4	47.6	91.1	75-125
Sodium					
Strontium					
Thallium	1.6	37.4	47.6	75.2	75-125
Tin					
Titanium					
Vanadium	43.4	84.8	47.6	86.9	75-125
Zinc	65.9	107	47.6	86.3	75-125

Associated samples MP3766: C17126-1, C17126-5

Results < IDL are shown as zero for calculation purposes

(\*) Outside of QC limits

(N) Matrix Spike Rec. outside of QC limits

(anr) Analyte not requested

(a) Spike recovery indicates possible matrix interference.

(b) Spike amount low relative to the sample amount. Refer to lab control or spike blank for recovery

MATRIX SPIKE AND DUPLICATE RESULTS SUMMARY

Login Number: C17126

Account: IRISECAO - Iris Environmental

Project: Romic Soil Investigation(Romic EPA) - 2081 Bay Road,East Palo Alto,CA

QC Batch ID: MP3766

Methods: SW846 6010B

Matrix Type: SOLID

Units: mg/kg

Prep Date:

Metal

information.

8.2.2

8

MATRIX SPIKE AND DUPLICATE RESULTS SUMMARY

Login Number: C17126  
 Account: IRISECAO - Iris Environmental  
 Project: Romco Soil Investigation(Romco EPA) - 2081 Bay Road,East Palo Alto,CA

QC Batch ID: MP3766  
 Matrix Type: SOLID

Methods: SW846 6010B  
 Units: mg/kg

Prep Date: 07/25/11

Metal	C17148-22 Original MSD		SpikeLot MPIR4A	% Rec	MSD RPD	QC Limit
Aluminum						
Antimony	0.0	11.7	49	23.9N(a)	3.4	20
Arsenic	5.5	46.8	49	84.3	0.9	20
Barium	247	258	49	22.4 (b)	21.1 (c)	20
Beryllium	0.55	43.7	49	88.0	3.0	20
Boron						
Cadmium	0.14	44.0	49	89.5	3.9	20
Calcium						
Chromium	29.4	69.3	49	81.4	0.6	20
Cobalt	6.8	47.7	49	83.4	3.0	20
Copper	31.7	77.1	49	92.6	0.5	20
Iron						
Lead	9.1	48.1	49	79.6	3.0	20
Lithium						
Magnesium						
Manganese						
Molybdenum	0.55	37.9	49	76.2	2.4	20
Nickel	25.9	63.4	49	76.5	0.2	20
Potassium						
Selenium	0.0	41.7	49	85.1	1.9	20
Silicon						
Silver	0.0	44.7	49	91.2	3.0	20
Sodium						
Strontium						
Thallium	1.6	38.8	49	75.9	3.7	20
Tin						
Titanium						
Vanadium	43.4	85.1	49	85.1	0.4	20
Zinc	65.9	101	49	71.6N(a)	5.8	20

Associated samples MP3766: C17126-1, C17126-5

Results < IDL are shown as zero for calculation purposes

(\*) Outside of QC limits

(N) Matrix Spike Rec. outside of QC limits

(anr) Analyte not requested

(a) Spike recovery indicates possible matrix interference.

(b) Spike amount low relative to the sample amount. Refer to lab control or spike blank for recovery

MATRIX SPIKE AND DUPLICATE RESULTS SUMMARY

Login Number: C17126

Account: IRISECAO - Iris Environmental

Project: Romic Soil Investigation(Romic EPA) - 2081 Bay Road,East Palo Alto,CA

QC Batch ID: MP3766

Methods: SW846 6010B

Matrix Type: SOLID

Units: mg/kg

Prep Date:

Metal

information.

(c) High RPD indicates possible matrix interference and/or sample nonhomogeneity.

SPIKE BLANK AND LAB CONTROL SAMPLE SUMMARY

Login Number: C17126  
 Account: IRISECAO - Iris Environmental  
 Project: Romic Soil Investigation(Romic EPA) - 2081 Bay Road,East Palo Alto,CA

QC Batch ID: MP3766  
 Matrix Type: SOLID

Methods: SW846 6010B  
 Units: mg/kg

Prep Date: 07/25/11 07/25/11

Metal	BSP Result	Spikelot MPIR4A	% Rec	QC Limits	BSD Result	Spikelot MPIR4A	% Rec	BSD RPD	QC Limit
Aluminum									
Antimony	45.5	50	91.0	80-120	45.8	50	91.6	0.7	
Arsenic	44.6	50	89.2	80-120	45.0	50	90.0	0.9	
Barium	47.4	50	94.8	80-120	48.8	50	97.6	2.9	
Beryllium	46.1	50	92.2	80-120	46.5	50	93.0	0.9	
Boron									
Cadmium	46.8	50	93.6	80-120	47.0	50	94.0	0.4	
Calcium									
Chromium	46.9	50	93.8	80-120	47.2	50	94.4	0.6	
Cobalt	47.3	50	94.6	80-120	47.6	50	95.2	0.6	
Copper	49.2	50	98.4	80-120	49.4	50	98.8	0.4	
Iron									
Lead	46.0	50	92.0	80-120	46.2	50	92.4	0.4	
Lithium									
Magnesium									
Manganese									
Molybdenum	45.8	50	91.6	80-120	46.0	50	92.0	0.4	
Nickel	46.7	50	93.4	80-120	47.0	50	94.0	0.6	
Potassium									
Selenium	43.9	50	87.8	80-120	43.7	50	87.4	0.5	
Silicon									
Silver	48.2	50	96.4	80-120	48.1	50	96.2	0.2	
Sodium									
Strontium									
Thallium	43.5	50	87.0	80-120	43.8	50	87.6	0.7	
Tin									
Titanium									
Vanadium	46.3	50	92.6	80-120	46.5	50	93.0	0.4	
Zinc	45.6	50	91.2	80-120	45.8	50	91.6	0.4	

Associated samples MP3766: C17126-1, C17126-5

Results < IDL are shown as zero for calculation purposes  
 (\*) Outside of QC limits  
 (anr) Analyte not requested

8.2.3  
8

SERIAL DILUTION RESULTS SUMMARY

Login Number: C17126  
 Account: IRISECAO - Iris Environmental  
 Project: Romic Soil Investigation(Romic EPA) - 2081 Bay Road,East Palo Alto,CA

QC Batch ID: MP3766  
 Matrix Type: SOLID

Methods: SW846 6010B  
 Units: ug/l

Prep Date: 07/25/11

Metal	C17148-22 Original SDL 1:5		%DIF	QC Limits
Aluminum				
Antimony	0.00	0.00	NC	0-10
Arsenic	56.3	0.00	100.0 (a)	0-10
Barium	2520	3520	39.8* (b)	0-10
Beryllium	5.60	6.00	7.1	0-10
Boron				
Cadmium	1.40	4.00	185.7 (a)	0-10
Calcium				
Chromium	300	345	15.0* (b)	0-10
Cobalt	69.3	80.5	16.2*	0-10
Copper	324	348	7.5	0-10
Iron				
Lead	92.4	125	34.7 (a)	0-10
Lithium				
Magnesium				
Manganese				
Molybdenum	5.60	6.50	16.1 (a)	0-10
Nickel	264	318	20.3* (b)	0-10
Potassium				
Selenium	0.00	0.00	NC	0-10
Silicon				
Silver	0.00	0.00	NC	0-10
Sodium				
Strontium				
Thallium	16.6	0.00	100.0 (a)	0-10
Tin				
Titanium				
Vanadium	443	500	12.8* (b)	0-10
Zinc	672	778	15.7* (b)	0-10

Associated samples MP3766: C17126-1, C17126-5

Results < IDL are shown as zero for calculation purposes

(\*) Outside of QC limits

(anr) Analyte not requested

(a) Percent difference acceptable due to low initial sample concentration (< 50 times IDL).

(b) Serial dilution indicates possible matrix interference.



Technical Report for

Iris Environmental

Romic Soil Investigation(Romic EPA) - 2081 Bay Road,East Palo Alto,CA  
07-555C

Accutest Job Number: C17127

Sampling Date: 07/21/11


Report to:

Iris Environmental  
1438 Webster Street Suite 302  
Oakland, CA 94612  
anna@irisenv.com; calger@irisenv.com  
  
ATTN: Chris Alger

Total number of pages in report: **344**



Test results contained within this data package meet the requirements of the National Environmental Laboratory Accreditation Conference and/or state specific certification programs as applicable.



Kesavalu M. Bagawandoss,  
Ph.D., J.D., Lab Director

Client Service contact: Simon Hague 408-588-0200

Certifications: CA (08258CA) AZ (AZ0762) DoD/ISO/IEC 17025:2005 (L2242)

This report shall not be reproduced, except in its entirety, without the written approval of Accutest Laboratories.  
Test results relate only to samples analyzed.

# Table of Contents

-1-

<b>Section 1: Sample Summary</b> .....	<b>4</b>
<b>Section 2: Sample Results</b> .....	<b>8</b>
<b>2.1:</b> C17127-1: R20-1.7 .....	9
<b>2.2:</b> C17127-2: R20-4.2 .....	12
<b>2.3:</b> C17127-2A: R20-4.2 .....	15
<b>2.4:</b> C17127-3: R19-1.5 .....	18
<b>2.5:</b> C17127-4: R19-4.0 .....	29
<b>2.6:</b> C17127-5: R19-7.0 .....	32
<b>2.7:</b> C17127-6: S17-1.0 .....	35
<b>2.8:</b> C17127-7: S17-3.5 .....	46
<b>2.9:</b> C17127-8: R17-0.8 .....	49
<b>2.10:</b> C17127-8A: R17-0.8 .....	52
<b>2.11:</b> C17127-9: R17-3.3 .....	55
<b>2.12:</b> C17127-10: R17-6.3 .....	58
<b>2.13:</b> C17127-11: Q17-1.9 .....	61
<b>2.14:</b> C17127-12: Q17-4.4 .....	72
<b>2.15:</b> C17127-13: Q17-7.4 .....	75
<b>2.16:</b> C17127-14: Q19-1.5 .....	78
<b>2.17:</b> C17127-15: Q19-4.0 .....	81
<b>2.18:</b> C17127-16: Q19-7.0 .....	84
<b>2.19:</b> C17127-17: Q20-1.1 .....	87
<b>2.20:</b> C17127-18: Q20-3.6 .....	98
<b>2.21:</b> C17127-19: Q20-6.6 .....	101
<b>2.22:</b> C17127-20: R24-6.0 .....	104
<b>2.23:</b> C17127-21: OP21-0.7 .....	107
<b>2.24:</b> C17127-21A: OP21-0.7 .....	110
<b>2.25:</b> C17127-22: OP21-3.2 .....	113
<b>2.26:</b> C17127-23: OP19-1.3 .....	116
<b>2.27:</b> C17127-24: OP19-3.8 .....	127
<b>2.28:</b> C17127-25: OP19-6.8 .....	130
<b>2.29:</b> C17127-26: P27-0.9 .....	133
<b>2.30:</b> C17127-26A: P27-0.9 .....	144
<b>2.31:</b> C17127-27: P27-5.0 .....	155
<b>2.32:</b> C17127-28: P27-6.4 .....	166
<b>2.33:</b> C17127-29: S26-0.8 .....	177
<b>2.34:</b> C17127-30: S26-3.3 .....	188
<b>2.35:</b> C17127-31: S26-6.3 .....	191
<b>2.36:</b> C17127-32: V26-0.9 .....	194
<b>2.37:</b> C17127-33: V26-3.4 .....	205
<b>2.38:</b> C17127-34: V26-6.4 .....	208
<b>2.39:</b> C17127-35: S22-0.8 .....	211
<b>2.40:</b> C17127-36: S22-3.3 .....	222

# Table of Contents

-2-

<b>2.41:</b> C17127-36A: S22-3.3 .....	225
<b>2.42:</b> C17127-37: T24-3.8 .....	228
<b>2.43:</b> C17127-38: T24-6.8 .....	231
<b>2.44:</b> C17127-39: R24-3.0 .....	234
<b>Section 3: Misc. Forms .....</b>	<b>237</b>
<b>3.1:</b> Chain of Custody .....	238
<b>Section 4: GC/MS Volatiles - QC Data Summaries .....</b>	<b>243</b>
<b>4.1:</b> Method Blank Summary .....	244
<b>4.2:</b> Blank Spike Summary .....	260
<b>4.3:</b> Blank Spike/Blank Spike Duplicate Summary .....	262
<b>4.4:</b> Matrix Spike/Matrix Spike Duplicate Summary .....	277
<b>Section 5: GC/MS Semi-volatiles - QC Data Summaries .....</b>	<b>280</b>
<b>5.1:</b> Method Blank Summary .....	281
<b>5.2:</b> Blank Spike/Blank Spike Duplicate Summary .....	287
<b>5.3:</b> Matrix Spike/Matrix Spike Duplicate Summary .....	293
<b>Section 6: GC Volatiles - QC Data Summaries .....</b>	<b>299</b>
<b>6.1:</b> Method Blank Summary .....	300
<b>6.2:</b> Blank Spike/Blank Spike Duplicate Summary .....	301
<b>6.3:</b> Matrix Spike/Matrix Spike Duplicate Summary .....	302
<b>Section 7: GC Semi-volatiles - QC Data Summaries .....</b>	<b>303</b>
<b>7.1:</b> Method Blank Summary .....	304
<b>7.2:</b> Blank Spike/Blank Spike Duplicate Summary .....	310
<b>7.3:</b> Matrix Spike/Matrix Spike Duplicate Summary .....	317
<b>Section 8: Metals Analysis - QC Data Summaries .....</b>	<b>321</b>
<b>8.1:</b> Prep QC MP3760: Hg .....	322
<b>8.2:</b> Prep QC MP3763: Sb,As,Ba,Be,Cd,Cr,Co,Cu,Pb,Mo,Ni,Se,Ag,Tl,V,Zn .....	326
<b>8.3:</b> Prep QC MP3771: Hg .....	332
<b>8.4:</b> Prep QC MP3776: Sb,As,Ba,Be,Cd,Cr,Co,Cu,Pb,Mo,Ni,Se,Ag,Tl,V,Zn .....	336
<b>8.5:</b> Prep QC MP3784: Hg .....	341



## Sample Summary

Iris Environmental

Job No: C17127

Romic Soil Investigation(Romic EPA) - 2081 Bay Road, East Palo Alto, CA  
Project No: 07-555C

Sample Number	Collected		Received	Matrix		Client Sample ID
	Date	Time By		Code	Type	
C17127-1	07/21/11	08:45 SM	07/22/11	SO	Soil	R20-1.7
C17127-2	07/21/11	08:50 SM	07/22/11	SO	Soil	R20-4.2
C17127-2A	07/21/11	08:50 SM	07/22/11	SO	Soil	R20-4.2
C17127-3	07/21/11	09:15 SM	07/22/11	SO	Soil	R19-1.5
C17127-4	07/21/11	09:20 SM	07/22/11	SO	Soil	R19-4.0
C17127-5	07/21/11	09:25 SM	07/22/11	SO	Soil	R19-7.0
C17127-6	07/21/11	09:55 SM	07/22/11	SO	Soil	S17-1.0
C17127-7	07/21/11	10:00 SM	07/22/11	SO	Soil	S17-3.5
C17127-8	07/21/11	10:25 SM	07/22/11	SO	Soil	R17-0.8
C17127-8A	07/21/11	10:25 SM	07/22/11	SO	Soil	R17-0.8
C17127-9	07/21/11	10:30 SM	07/22/11	SO	Soil	R17-3.3
C17127-10	07/21/11	10:35 SM	07/22/11	SO	Soil	R17-6.3
C17127-11	07/21/11	10:55 SM	07/22/11	SO	Soil	Q17-1.9

---

Soil samples reported on a dry weight basis unless otherwise indicated on result page.



## Sample Summary

(continued)

Iris Environmental

**Job No:** C17127

Romic Soil Investigation(Romic EPA) - 2081 Bay Road, East Palo Alto, CA  
 Project No: 07-555C

Sample Number	Collected		Received	Matrix		Client Sample ID
	Date	Time By		Code	Type	
C17127-12	07/21/11	11:00 SM	07/22/11	SO	Soil	Q17-4.4
C17127-13	07/21/11	11:05 SM	07/22/11	SO	Soil	Q17-7.4
C17127-14	07/21/11	11:25 SM	07/22/11	SO	Soil	Q19-1.5
C17127-15	07/21/11	11:30 SM	07/22/11	SO	Soil	Q19-4.0
C17127-16	07/21/11	11:35 SM	07/22/11	SO	Soil	Q19-7.0
C17127-17	07/21/11	11:50 SM	07/22/11	SO	Soil	Q20-1.1
C17127-18	07/21/11	11:55 SM	07/22/11	SO	Soil	Q20-3.6
C17127-19	07/21/11	12:00 SM	07/22/11	SO	Soil	Q20-6.6
C17127-20	07/21/11	17:05 SM	07/22/11	SO	Soil	R24-6.0
C17127-21	07/21/11	13:05 SM	07/22/11	SO	Soil	OP21-0.7
C17127-21A	07/21/11	13:05 SM	07/22/11	SO	Soil	OP21-0.7
C17127-22	07/21/11	13:10 SM	07/22/11	SO	Soil	OP21-3.2
C17127-23	07/21/11	13:30 SM	07/22/11	SO	Soil	OP19-1.3

---

Soil samples reported on a dry weight basis unless otherwise indicated on result page.



## Sample Summary

(continued)

Iris Environmental

**Job No:** C17127

Romic Soil Investigation(Romic EPA) - 2081 Bay Road, East Palo Alto, CA  
 Project No: 07-555C

Sample Number	Collected		Received	Matrix		Client Sample ID
	Date	Time By		Code	Type	
C17127-24	07/21/11	13:35 SM	07/22/11	SO	Soil	OP19-3.8
C17127-25	07/21/11	13:40 SM	07/22/11	SO	Soil	OP19-6.8
C17127-26	07/21/11	14:30 SM	07/22/11	SO	Soil	P27-0.9
C17127-26A	07/21/11	14:30 SM	07/22/11	SO	Soil	P27-0.9
C17127-27	07/21/11	14:35 SM	07/22/11	SO	Soil	P27-5.0
C17127-28	07/21/11	14:40 SM	07/22/11	SO	Soil	P27-6.4
C17127-29	07/21/11	15:10 SM	07/22/11	SO	Soil	S26-0.8
C17127-30	07/21/11	15:15 SM	07/22/11	SO	Soil	S26-3.3
C17127-31	07/21/11	15:20 SM	07/22/11	SO	Soil	S26-6.3
C17127-32	07/21/11	15:45 SM	07/22/11	SO	Soil	V26-0.9
C17127-33	07/21/11	15:50 SM	07/22/11	SO	Soil	V26-3.4
C17127-34	07/21/11	15:55 SM	07/22/11	SO	Soil	V26-6.4
C17127-35	07/21/11	16:15 SM	07/22/11	SO	Soil	S22-0.8

---

Soil samples reported on a dry weight basis unless otherwise indicated on result page.



## Sample Summary

(continued)

Iris Environmental

**Job No:** C17127

Romic Soil Investigation(Romic EPA) - 2081 Bay Road, East Palo Alto, CA

Project No: 07-555C

Sample Number	Collected		Received	Matrix		Client Sample ID
	Date	Time By		Code	Type	
C17127-36	07/21/11	16:20 SM	07/22/11	SO	Soil	S22-3.3
C17127-36A	07/21/11	16:20 SM	07/22/11	SO	Soil	S22-3.3
C17127-37	07/21/11	16:40 SM	07/22/11	SO	Soil	T24-3.8
C17127-38	07/21/11	16:45 SM	07/22/11	SO	Soil	T24-6.8
C17127-39	07/21/11	17:00 SM	07/22/11	SO	Soil	R24-3.0

---

Soil samples reported on a dry weight basis unless otherwise indicated on result page.

Sample Results

---

Report of Analysis

---



## Report of Analysis

<b>Client Sample ID:</b>	R20-1.7	<b>Date Sampled:</b>	07/21/11
<b>Lab Sample ID:</b>	C17127-1	<b>Date Received:</b>	07/22/11
<b>Matrix:</b>	SO - Soil	<b>Percent Solids:</b>	n/a <sup>a</sup>
<b>Method:</b>	SW846 8260B	<b>Project:</b> Romic Soil Investigation(Romic EPA) - 2081 Bay Road, East Palo Alto, CA	

Run #1	File ID	DF	Analyzed	By	Prep Date	Prep Batch	Analytical Batch
Run #1	M26197.D	1	08/03/11	TN	n/a	n/a	VM834
Run #2							

Run #1	Initial Weight	Final Volume	Methanol Aliquot
Run #1	6.77 g	5.0 ml	0.50 ul
Run #2			

## VOA 8260 List

CAS No.	Compound	Result	RL	MDL	Units	Q
67-64-1	Acetone	ND	740000	150000	ug/kg	
71-43-2	Benzene	ND	37000	11000	ug/kg	
108-86-1	Bromobenzene	ND	37000	11000	ug/kg	
74-97-5	Bromochloromethane	ND	37000	11000	ug/kg	
75-27-4	Bromodichloromethane	ND	37000	7400	ug/kg	
75-25-2	Bromoform	ND	37000	7400	ug/kg	
104-51-8	n-Butylbenzene	ND	37000	11000	ug/kg	
135-98-8	sec-Butylbenzene	ND	37000	11000	ug/kg	
98-06-6	tert-Butylbenzene	ND	37000	11000	ug/kg	
108-90-7	Chlorobenzene	ND	37000	11000	ug/kg	
75-00-3	Chloroethane	ND	37000	11000	ug/kg	
67-66-3	Chloroform	ND	37000	11000	ug/kg	
95-49-8	o-Chlorotoluene	ND	37000	11000	ug/kg	
106-43-4	p-Chlorotoluene	ND	37000	11000	ug/kg	
56-23-5	Carbon tetrachloride	ND	37000	7400	ug/kg	
75-34-3	1,1-Dichloroethane	ND	37000	7400	ug/kg	
75-35-4	1,1-Dichloroethylene	ND	37000	11000	ug/kg	
563-58-6	1,1-Dichloropropene	ND	37000	11000	ug/kg	
96-12-8	1,2-Dibromo-3-chloropropane	ND	37000	7400	ug/kg	
106-93-4	1,2-Dibromoethane	ND	37000	7400	ug/kg	
107-06-2	1,2-Dichloroethane	ND	37000	11000	ug/kg	
78-87-5	1,2-Dichloropropane	ND	37000	11000	ug/kg	
142-28-9	1,3-Dichloropropane	ND	37000	11000	ug/kg	
108-20-3	Di-Isopropyl ether	ND	37000	11000	ug/kg	
594-20-7	2,2-Dichloropropane	ND	37000	11000	ug/kg	
124-48-1	Dibromochloromethane	ND	37000	7400	ug/kg	
75-71-8	Dichlorodifluoromethane	ND	37000	7400	ug/kg	
156-59-2	cis-1,2-Dichloroethylene	37900	37000	11000	ug/kg	
10061-01-5	cis-1,3-Dichloropropene	ND	37000	11000	ug/kg	
541-73-1	m-Dichlorobenzene	ND	37000	11000	ug/kg	
95-50-1	o-Dichlorobenzene	ND	37000	11000	ug/kg	
106-46-7	p-Dichlorobenzene	ND	37000	11000	ug/kg	

ND = Not detected MDL - Method Detection Limit

RL = Reporting Limit

E = Indicates value exceeds calibration range

J = Indicates an estimated value

B = Indicates analyte found in associated method blank

N = Indicates presumptive evidence of a compound

## Report of Analysis

<b>Client Sample ID:</b>	R20-1.7	<b>Date Sampled:</b>	07/21/11
<b>Lab Sample ID:</b>	C17127-1	<b>Date Received:</b>	07/22/11
<b>Matrix:</b>	SO - Soil	<b>Percent Solids:</b>	n/a <sup>a</sup>
<b>Method:</b>	SW846 8260B	<b>Project:</b> Romic Soil Investigation(Romic EPA) - 2081 Bay Road,East Palo Alto,CA	

## VOA 8260 List

CAS No.	Compound	Result	RL	MDL	Units	Q
156-60-5	trans-1,2-Dichloroethylene	ND	37000	11000	ug/kg	
10061-02-6	trans-1,3-Dichloropropene	ND	37000	11000	ug/kg	
100-41-4	Ethylbenzene	88200	37000	11000	ug/kg	
637-92-3	Ethyl tert-Butyl Ether	ND	37000	11000	ug/kg	
591-78-6	2-Hexanone	ND	300000	37000	ug/kg	
87-68-3	Hexachlorobutadiene	ND	37000	7400	ug/kg	
98-82-8	Isopropylbenzene	ND	37000	11000	ug/kg	
99-87-6	p-Isopropyltoluene	ND	37000	11000	ug/kg	
108-10-1	4-Methyl-2-pentanone	ND	300000	110000	ug/kg	
74-83-9	Methyl bromide <sup>b</sup>	ND	37000	18000	ug/kg	
74-87-3	Methyl chloride	ND	37000	11000	ug/kg	
74-95-3	Methylene bromide	ND	37000	18000	ug/kg	
75-09-2	Methylene chloride	ND	180000	120000	ug/kg	
78-93-3	Methyl ethyl ketone	ND	300000	89000	ug/kg	
1634-04-4	Methyl Tert Butyl Ether	ND	37000	7400	ug/kg	
91-20-3	Naphthalene	ND	37000	11000	ug/kg	
103-65-1	n-Propylbenzene	ND	37000	11000	ug/kg	
100-42-5	Styrene	ND	37000	7400	ug/kg	
994-05-8	Tert-Amyl Methyl Ether	ND	37000	8900	ug/kg	
75-65-0	Tert Butyl Alcohol	ND	300000	74000	ug/kg	
630-20-6	1,1,1,2-Tetrachloroethane	ND	37000	7400	ug/kg	
71-55-6	1,1,1-Trichloroethane	19800	37000	11000	ug/kg	J
79-34-5	1,1,2,2-Tetrachloroethane	ND	37000	7400	ug/kg	
79-00-5	1,1,2-Trichloroethane	ND	37000	7400	ug/kg	
87-61-6	1,2,3-Trichlorobenzene	ND	37000	11000	ug/kg	
96-18-4	1,2,3-Trichloropropane	ND	37000	11000	ug/kg	
120-82-1	1,2,4-Trichlorobenzene	ND	37000	11000	ug/kg	
95-63-6	1,2,4-Trimethylbenzene	39900	37000	11000	ug/kg	
108-67-8	1,3,5-Trimethylbenzene	12600	37000	11000	ug/kg	J
127-18-4	Tetrachloroethylene	132000	37000	26000	ug/kg	
108-88-3	Toluene	185000	37000	11000	ug/kg	
79-01-6	Trichloroethylene	468000	37000	7400	ug/kg	
75-69-4	Trichlorofluoromethane	ND	37000	8900	ug/kg	
75-01-4	Vinyl chloride	ND	37000	18000	ug/kg	
1330-20-7	Xylene (total)	373000	74000	30000	ug/kg	

CAS No.	Surrogate Recoveries	Run# 1	Run# 2	Limits
1868-53-7	Dibromofluoromethane	87%		60-130%
2037-26-5	Toluene-D8	104%		60-130%

ND = Not detected MDL - Method Detection Limit

RL = Reporting Limit

E = Indicates value exceeds calibration range

J = Indicates an estimated value

B = Indicates analyte found in associated method blank

N = Indicates presumptive evidence of a compound

## Report of Analysis

<b>Client Sample ID:</b> R20-1.7		<b>Date Sampled:</b> 07/21/11
<b>Lab Sample ID:</b> C17127-1		<b>Date Received:</b> 07/22/11
<b>Matrix:</b> SO - Soil		<b>Percent Solids:</b> n/a <sup>a</sup>
<b>Method:</b> SW846 8260B		
<b>Project:</b> Romic Soil Investigation(Romic EPA) - 2081 Bay Road, East Palo Alto, CA		

### VOA 8260 List

CAS No.	Surrogate Recoveries	Run# 1	Run# 2	Limits
460-00-4	4-Bromofluorobenzene	104%		60-130%

(a) All results reported on wet weight basis.

(b) CCV outside of control limits (biased high); not detected in sample.

ND = Not detected      MDL - Method Detection Limit  
 RL = Reporting Limit  
 E = Indicates value exceeds calibration range

J = Indicates an estimated value  
 B = Indicates analyte found in associated method blank  
 N = Indicates presumptive evidence of a compound

## Report of Analysis

<b>Client Sample ID:</b>	R20-4.2	<b>Date Sampled:</b>	07/21/11
<b>Lab Sample ID:</b>	C17127-2	<b>Date Received:</b>	07/22/11
<b>Matrix:</b>	SO - Soil	<b>Percent Solids:</b>	n/a <sup>a</sup>
<b>Method:</b>	SW846 8260B	<b>Project:</b> Romic Soil Investigation(Romic EPA) - 2081 Bay Road, East Palo Alto, CA	

Run #	File ID	DF	Analyzed	By	Prep Date	Prep Batch	Analytical Batch
Run #1	M26198.D	1	08/03/11	TN	n/a	n/a	VM834
Run #2							

Run #	Initial Weight	Final Volume	Methanol Aliquot
Run #1	6.65 g	5.0 ml	0.50 ul
Run #2			

## VOA 8260 List

CAS No.	Compound	Result	RL	MDL	Units	Q
67-64-1	Acetone	ND	750000	150000	ug/kg	
71-43-2	Benzene	ND	38000	11000	ug/kg	
108-86-1	Bromobenzene	ND	38000	11000	ug/kg	
74-97-5	Bromochloromethane	ND	38000	11000	ug/kg	
75-27-4	Bromodichloromethane	ND	38000	7500	ug/kg	
75-25-2	Bromoform	ND	38000	7500	ug/kg	
104-51-8	n-Butylbenzene	ND	38000	11000	ug/kg	
135-98-8	sec-Butylbenzene	ND	38000	11000	ug/kg	
98-06-6	tert-Butylbenzene	ND	38000	11000	ug/kg	
108-90-7	Chlorobenzene	ND	38000	11000	ug/kg	
75-00-3	Chloroethane	ND	38000	11000	ug/kg	
67-66-3	Chloroform	ND	38000	11000	ug/kg	
95-49-8	o-Chlorotoluene	ND	38000	11000	ug/kg	
106-43-4	p-Chlorotoluene	ND	38000	11000	ug/kg	
56-23-5	Carbon tetrachloride	ND	38000	7500	ug/kg	
75-34-3	1,1-Dichloroethane	ND	38000	7500	ug/kg	
75-35-4	1,1-Dichloroethylene	ND	38000	11000	ug/kg	
563-58-6	1,1-Dichloropropene	ND	38000	11000	ug/kg	
96-12-8	1,2-Dibromo-3-chloropropane	ND	38000	7500	ug/kg	
106-93-4	1,2-Dibromoethane	ND	38000	7500	ug/kg	
107-06-2	1,2-Dichloroethane	ND	38000	11000	ug/kg	
78-87-5	1,2-Dichloropropane	ND	38000	11000	ug/kg	
142-28-9	1,3-Dichloropropane	ND	38000	11000	ug/kg	
108-20-3	Di-Isopropyl ether	ND	38000	11000	ug/kg	
594-20-7	2,2-Dichloropropane	ND	38000	11000	ug/kg	
124-48-1	Dibromochloromethane	ND	38000	7500	ug/kg	
75-71-8	Dichlorodifluoromethane	ND	38000	7500	ug/kg	
156-59-2	cis-1,2-Dichloroethylene	38800	38000	11000	ug/kg	
10061-01-5	cis-1,3-Dichloropropene	ND	38000	11000	ug/kg	
541-73-1	m-Dichlorobenzene	ND	38000	11000	ug/kg	
95-50-1	o-Dichlorobenzene	ND	38000	11000	ug/kg	
106-46-7	p-Dichlorobenzene	ND	38000	11000	ug/kg	

ND = Not detected MDL - Method Detection Limit

RL = Reporting Limit

E = Indicates value exceeds calibration range

J = Indicates an estimated value

B = Indicates analyte found in associated method blank

N = Indicates presumptive evidence of a compound

## Report of Analysis

<b>Client Sample ID:</b>	R20-4.2	<b>Date Sampled:</b>	07/21/11
<b>Lab Sample ID:</b>	C17127-2	<b>Date Received:</b>	07/22/11
<b>Matrix:</b>	SO - Soil	<b>Percent Solids:</b>	n/a <sup>a</sup>
<b>Method:</b>	SW846 8260B	<b>Project:</b> Romic Soil Investigation(Romic EPA) - 2081 Bay Road,East Palo Alto,CA	

## VOA 8260 List

CAS No.	Compound	Result	RL	MDL	Units	Q
156-60-5	trans-1,2-Dichloroethylene	ND	38000	11000	ug/kg	
10061-02-6	trans-1,3-Dichloropropene	ND	38000	11000	ug/kg	
100-41-4	Ethylbenzene	109000	38000	11000	ug/kg	
637-92-3	Ethyl tert-Butyl Ether	ND	38000	11000	ug/kg	
591-78-6	2-Hexanone	ND	300000	38000	ug/kg	
87-68-3	Hexachlorobutadiene	ND	38000	7500	ug/kg	
98-82-8	Isopropylbenzene	ND	38000	11000	ug/kg	
99-87-6	p-Isopropyltoluene	ND	38000	11000	ug/kg	
108-10-1	4-Methyl-2-pentanone	ND	300000	110000	ug/kg	
74-83-9	Methyl bromide <sup>b</sup>	ND	38000	19000	ug/kg	
74-87-3	Methyl chloride	ND	38000	11000	ug/kg	
74-95-3	Methylene bromide	ND	38000	19000	ug/kg	
75-09-2	Methylene chloride	ND	190000	120000	ug/kg	
78-93-3	Methyl ethyl ketone	ND	300000	90000	ug/kg	
1634-04-4	Methyl Tert Butyl Ether	ND	38000	7500	ug/kg	
91-20-3	Naphthalene	ND	38000	11000	ug/kg	
103-65-1	n-Propylbenzene	15700	38000	11000	ug/kg	J
100-42-5	Styrene	ND	38000	7500	ug/kg	
994-05-8	Tert-Amyl Methyl Ether	ND	38000	9000	ug/kg	
75-65-0	Tert Butyl Alcohol	ND	300000	75000	ug/kg	
630-20-6	1,1,1,2-Tetrachloroethane	ND	38000	7500	ug/kg	
71-55-6	1,1,1-Trichloroethane	ND	38000	11000	ug/kg	
79-34-5	1,1,2,2-Tetrachloroethane	ND	38000	7500	ug/kg	
79-00-5	1,1,2-Trichloroethane	ND	38000	7500	ug/kg	
87-61-6	1,2,3-Trichlorobenzene	ND	38000	11000	ug/kg	
96-18-4	1,2,3-Trichloropropane	ND	38000	11000	ug/kg	
120-82-1	1,2,4-Trichlorobenzene	ND	38000	11000	ug/kg	
95-63-6	1,2,4-Trimethylbenzene	105000	38000	11000	ug/kg	
108-67-8	1,3,5-Trimethylbenzene	31200	38000	11000	ug/kg	J
127-18-4	Tetrachloroethylene	ND	38000	26000	ug/kg	
108-88-3	Toluene	178000	38000	11000	ug/kg	
79-01-6	Trichloroethylene	ND	38000	7500	ug/kg	
75-69-4	Trichlorofluoromethane	ND	38000	9000	ug/kg	
75-01-4	Vinyl chloride	ND	38000	19000	ug/kg	
1330-20-7	Xylene (total)	589000	75000	30000	ug/kg	

CAS No.	Surrogate Recoveries	Run# 1	Run# 2	Limits
1868-53-7	Dibromofluoromethane	88%		60-130%
2037-26-5	Toluene-D8	104%		60-130%

ND = Not detected MDL - Method Detection Limit

RL = Reporting Limit

E = Indicates value exceeds calibration range

J = Indicates an estimated value

B = Indicates analyte found in associated method blank

N = Indicates presumptive evidence of a compound

## Report of Analysis

<b>Client Sample ID:</b>	R20-4.2	<b>Date Sampled:</b>	07/21/11
<b>Lab Sample ID:</b>	C17127-2	<b>Date Received:</b>	07/22/11
<b>Matrix:</b>	SO - Soil	<b>Percent Solids:</b>	n/a <sup>a</sup>
<b>Method:</b>	SW846 8260B	<b>Project:</b> Romic Soil Investigation(Romic EPA) - 2081 Bay Road, East Palo Alto, CA	

### VOA 8260 List

CAS No.	Surrogate Recoveries	Run# 1	Run# 2	Limits
460-00-4	4-Bromofluorobenzene	103%		60-130%

- (a) All results reported on wet weight basis.
- (b) CCV outside of control limits (biased high); not detected in sample.

---

ND = Not detected      MDL - Method Detection Limit      J = Indicates an estimated value  
 RL = Reporting Limit      B = Indicates analyte found in associated method blank  
 E = Indicates value exceeds calibration range      N = Indicates presumptive evidence of a compound

## Report of Analysis

<b>Client Sample ID:</b>	R20-4.2	<b>Date Sampled:</b>	07/21/11
<b>Lab Sample ID:</b>	C17127-2A	<b>Date Received:</b>	07/22/11
<b>Matrix:</b>	SO - Soil	<b>Percent Solids:</b>	n/a <sup>a</sup>
<b>Method:</b>	SW846 8260B	<b>Project:</b> Romic Soil Investigation(Romic EPA) - 2081 Bay Road, East Palo Alto, CA	

Run #1	File ID	DF	Analyzed	By	Prep Date	Prep Batch	Analytical Batch
Run #1	M26235.D	1	08/04/11	TN	n/a	n/a	VM835
Run #2							

Run #1	Initial Weight	Final Volume	Methanol Aliquot
Run #1	6.65 g	5.0 ml	0.50 ul
Run #2			

## VOA 8260 List

CAS No.	Compound	Result	RL	MDL	Units	Q
67-64-1	Acetone	ND	750000	150000	ug/kg	
71-43-2	Benzene	ND	38000	11000	ug/kg	
108-86-1	Bromobenzene	ND	38000	11000	ug/kg	
74-97-5	Bromochloromethane	ND	38000	11000	ug/kg	
75-27-4	Bromodichloromethane	ND	38000	7500	ug/kg	
75-25-2	Bromoform	ND	38000	7500	ug/kg	
104-51-8	n-Butylbenzene	ND	38000	11000	ug/kg	
135-98-8	sec-Butylbenzene	ND	38000	11000	ug/kg	
98-06-6	tert-Butylbenzene	ND	38000	11000	ug/kg	
108-90-7	Chlorobenzene	ND	38000	11000	ug/kg	
75-00-3	Chloroethane	ND	38000	11000	ug/kg	
67-66-3	Chloroform	ND	38000	11000	ug/kg	
95-49-8	o-Chlorotoluene	ND	38000	11000	ug/kg	
106-43-4	p-Chlorotoluene	ND	38000	11000	ug/kg	
56-23-5	Carbon tetrachloride	ND	38000	7500	ug/kg	
75-34-3	1,1-Dichloroethane	ND	38000	7500	ug/kg	
75-35-4	1,1-Dichloroethylene	ND	38000	11000	ug/kg	
563-58-6	1,1-Dichloropropene	ND	38000	11000	ug/kg	
96-12-8	1,2-Dibromo-3-chloropropane	ND	38000	7500	ug/kg	
106-93-4	1,2-Dibromoethane	ND	38000	7500	ug/kg	
107-06-2	1,2-Dichloroethane	ND	38000	11000	ug/kg	
78-87-5	1,2-Dichloropropane	ND	38000	11000	ug/kg	
142-28-9	1,3-Dichloropropane	ND	38000	11000	ug/kg	
108-20-3	Di-Isopropyl ether	ND	38000	11000	ug/kg	
594-20-7	2,2-Dichloropropane	ND	38000	11000	ug/kg	
124-48-1	Dibromochloromethane	ND	38000	7500	ug/kg	
75-71-8	Dichlorodifluoromethane	ND	38000	7500	ug/kg	
156-59-2	cis-1,2-Dichloroethylene	54400	38000	11000	ug/kg	
10061-01-5	cis-1,3-Dichloropropene	ND	38000	11000	ug/kg	
541-73-1	m-Dichlorobenzene	ND	38000	11000	ug/kg	
95-50-1	o-Dichlorobenzene	ND	38000	11000	ug/kg	
106-46-7	p-Dichlorobenzene	ND	38000	11000	ug/kg	

ND = Not detected MDL - Method Detection Limit

RL = Reporting Limit

E = Indicates value exceeds calibration range

J = Indicates an estimated value

B = Indicates analyte found in associated method blank

N = Indicates presumptive evidence of a compound

## Report of Analysis

<b>Client Sample ID:</b>	R20-4.2	<b>Date Sampled:</b>	07/21/11
<b>Lab Sample ID:</b>	C17127-2A	<b>Date Received:</b>	07/22/11
<b>Matrix:</b>	SO - Soil	<b>Percent Solids:</b>	n/a <sup>a</sup>
<b>Method:</b>	SW846 8260B		
<b>Project:</b>	Romic Soil Investigation(Romic EPA) - 2081 Bay Road, East Palo Alto, CA		

## VOA 8260 List

CAS No.	Compound	Result	RL	MDL	Units	Q
156-60-5	trans-1,2-Dichloroethylene	ND	38000	11000	ug/kg	
10061-02-6	trans-1,3-Dichloropropene	ND	38000	11000	ug/kg	
100-41-4	Ethylbenzene	152000	38000	11000	ug/kg	
637-92-3	Ethyl tert-Butyl Ether	ND	38000	11000	ug/kg	
591-78-6	2-Hexanone	ND	300000	38000	ug/kg	
87-68-3	Hexachlorobutadiene	ND	38000	7500	ug/kg	
98-82-8	Isopropylbenzene	ND	38000	11000	ug/kg	
99-87-6	p-Isopropyltoluene	ND	38000	11000	ug/kg	
108-10-1	4-Methyl-2-pentanone	ND	300000	110000	ug/kg	
74-83-9	Methyl bromide	ND	38000	19000	ug/kg	
74-87-3	Methyl chloride	ND	38000	11000	ug/kg	
74-95-3	Methylene bromide	ND	38000	19000	ug/kg	
75-09-2	Methylene chloride	ND	190000	120000	ug/kg	
78-93-3	Methyl ethyl ketone	ND	300000	90000	ug/kg	
1634-04-4	Methyl Tert Butyl Ether	ND	38000	7500	ug/kg	
91-20-3	Naphthalene	ND	38000	11000	ug/kg	
103-65-1	n-Propylbenzene	21600	38000	11000	ug/kg	J
100-42-5	Styrene	ND	38000	7500	ug/kg	
994-05-8	Tert-Amyl Methyl Ether	ND	38000	9000	ug/kg	
75-65-0	Tert Butyl Alcohol	ND	300000	75000	ug/kg	
630-20-6	1,1,1,2-Tetrachloroethane	ND	38000	7500	ug/kg	
71-55-6	1,1,1-Trichloroethane	ND	38000	11000	ug/kg	
79-34-5	1,1,2,2-Tetrachloroethane	ND	38000	7500	ug/kg	
79-00-5	1,1,2-Trichloroethane	ND	38000	7500	ug/kg	
87-61-6	1,2,3-Trichlorobenzene	ND	38000	11000	ug/kg	
96-18-4	1,2,3-Trichloropropane	ND	38000	11000	ug/kg	
120-82-1	1,2,4-Trichlorobenzene	ND	38000	11000	ug/kg	
95-63-6	1,2,4-Trimethylbenzene	145000	38000	11000	ug/kg	
108-67-8	1,3,5-Trimethylbenzene	43700	38000	11000	ug/kg	
127-18-4	Tetrachloroethylene	ND	38000	26000	ug/kg	
108-88-3	Toluene	245000	38000	11000	ug/kg	
79-01-6	Trichloroethylene	ND	38000	7500	ug/kg	
75-69-4	Trichlorofluoromethane	ND	38000	9000	ug/kg	
75-01-4	Vinyl chloride	ND	38000	19000	ug/kg	
1330-20-7	Xylene (total)	818000	75000	30000	ug/kg	

CAS No.	Surrogate Recoveries	Run# 1	Run# 2	Limits
1868-53-7	Dibromofluoromethane	92%		60-130%
2037-26-5	Toluene-D8	103%		60-130%

ND = Not detected MDL - Method Detection Limit

RL = Reporting Limit

E = Indicates value exceeds calibration range

J = Indicates an estimated value

B = Indicates analyte found in associated method blank

N = Indicates presumptive evidence of a compound



## Report of Analysis

<b>Client Sample ID:</b>	R20-4.2	<b>Date Sampled:</b>	07/21/11
<b>Lab Sample ID:</b>	C17127-2A	<b>Date Received:</b>	07/22/11
<b>Matrix:</b>	SO - Soil	<b>Percent Solids:</b>	n/a <sup>a</sup>
<b>Method:</b>	SW846 8260B		
<b>Project:</b>	Romic Soil Investigation(Romic EPA) - 2081 Bay Road, East Palo Alto, CA		

### VOA 8260 List

CAS No.	Surrogate Recoveries	Run# 1	Run# 2	Limits
460-00-4	4-Bromofluorobenzene	104%		60-130%

(a) All results reported on wet weight basis.

ND = Not detected      MDL - Method Detection Limit  
 RL = Reporting Limit  
 E = Indicates value exceeds calibration range

J = Indicates an estimated value  
 B = Indicates analyte found in associated method blank  
 N = Indicates presumptive evidence of a compound

## Report of Analysis

<b>Client Sample ID:</b>	R19-1.5	<b>Date Sampled:</b>	07/21/11
<b>Lab Sample ID:</b>	C17127-3	<b>Date Received:</b>	07/22/11
<b>Matrix:</b>	SO - Soil	<b>Percent Solids:</b>	n/a <sup>a</sup>
<b>Method:</b>	SW846 8260B	<b>Project:</b> Romic Soil Investigation(Romic EPA) - 2081 Bay Road, East Palo Alto, CA	

Run #1	File ID	DF	Analyzed	By	Prep Date	Prep Batch	Analytical Batch
Run #2	M26199.D	1	08/03/11	TN	n/a	n/a	VM834

Run #1	Initial Weight	Final Volume	Methanol Aliquot
Run #2	6.48 g	5.0 ml	0.50 ul

## VOA 8260 List

CAS No.	Compound	Result	RL	MDL	Units	Q
67-64-1	Acetone	ND	770000	150000	ug/kg	
71-43-2	Benzene	ND	39000	12000	ug/kg	
108-86-1	Bromobenzene	ND	39000	12000	ug/kg	
74-97-5	Bromochloromethane	ND	39000	12000	ug/kg	
75-27-4	Bromodichloromethane	ND	39000	7700	ug/kg	
75-25-2	Bromoform	ND	39000	7700	ug/kg	
104-51-8	n-Butylbenzene	ND	39000	12000	ug/kg	
135-98-8	sec-Butylbenzene	ND	39000	12000	ug/kg	
98-06-6	tert-Butylbenzene	ND	39000	12000	ug/kg	
108-90-7	Chlorobenzene	ND	39000	12000	ug/kg	
75-00-3	Chloroethane	ND	39000	12000	ug/kg	
67-66-3	Chloroform	ND	39000	12000	ug/kg	
95-49-8	o-Chlorotoluene	ND	39000	12000	ug/kg	
106-43-4	p-Chlorotoluene	ND	39000	12000	ug/kg	
56-23-5	Carbon tetrachloride	ND	39000	7700	ug/kg	
75-34-3	1,1-Dichloroethane	ND	39000	7700	ug/kg	
75-35-4	1,1-Dichloroethylene	ND	39000	12000	ug/kg	
563-58-6	1,1-Dichloropropene	ND	39000	12000	ug/kg	
96-12-8	1,2-Dibromo-3-chloropropane	ND	39000	7700	ug/kg	
106-93-4	1,2-Dibromoethane	ND	39000	7700	ug/kg	
107-06-2	1,2-Dichloroethane	ND	39000	12000	ug/kg	
78-87-5	1,2-Dichloropropane	ND	39000	12000	ug/kg	
142-28-9	1,3-Dichloropropane	ND	39000	12000	ug/kg	
108-20-3	Di-Isopropyl ether	ND	39000	12000	ug/kg	
594-20-7	2,2-Dichloropropane	ND	39000	12000	ug/kg	
124-48-1	Dibromochloromethane	ND	39000	7700	ug/kg	
75-71-8	Dichlorodifluoromethane	ND	39000	7700	ug/kg	
156-59-2	cis-1,2-Dichloroethylene	65500	39000	12000	ug/kg	
10061-01-5	cis-1,3-Dichloropropene	ND	39000	12000	ug/kg	
541-73-1	m-Dichlorobenzene	ND	39000	12000	ug/kg	
95-50-1	o-Dichlorobenzene	ND	39000	12000	ug/kg	
106-46-7	p-Dichlorobenzene	ND	39000	12000	ug/kg	

ND = Not detected MDL - Method Detection Limit

RL = Reporting Limit

E = Indicates value exceeds calibration range

J = Indicates an estimated value

B = Indicates analyte found in associated method blank

N = Indicates presumptive evidence of a compound

## Report of Analysis

<b>Client Sample ID:</b>	R19-1.5	<b>Date Sampled:</b>	07/21/11
<b>Lab Sample ID:</b>	C17127-3	<b>Date Received:</b>	07/22/11
<b>Matrix:</b>	SO - Soil	<b>Percent Solids:</b>	n/a <sup>a</sup>
<b>Method:</b>	SW846 8260B	<b>Project:</b> Romic Soil Investigation(Romic EPA) - 2081 Bay Road,East Palo Alto,CA	

## VOA 8260 List

CAS No.	Compound	Result	RL	MDL	Units	Q
156-60-5	trans-1,2-Dichloroethylene	ND	39000	12000	ug/kg	
10061-02-6	trans-1,3-Dichloropropene	ND	39000	12000	ug/kg	
100-41-4	Ethylbenzene	72700	39000	12000	ug/kg	
637-92-3	Ethyl tert-Butyl Ether	ND	39000	12000	ug/kg	
591-78-6	2-Hexanone	ND	310000	39000	ug/kg	
87-68-3	Hexachlorobutadiene	ND	39000	7700	ug/kg	
98-82-8	Isopropylbenzene	ND	39000	12000	ug/kg	
99-87-6	p-Isopropyltoluene	ND	39000	12000	ug/kg	
108-10-1	4-Methyl-2-pentanone	ND	310000	120000	ug/kg	
74-83-9	Methyl bromide <sup>b</sup>	ND	39000	19000	ug/kg	
74-87-3	Methyl chloride	ND	39000	12000	ug/kg	
74-95-3	Methylene bromide	ND	39000	19000	ug/kg	
75-09-2	Methylene chloride	ND	190000	120000	ug/kg	
78-93-3	Methyl ethyl ketone	ND	310000	93000	ug/kg	
1634-04-4	Methyl Tert Butyl Ether	ND	39000	7700	ug/kg	
91-20-3	Naphthalene	ND	39000	12000	ug/kg	
103-65-1	n-Propylbenzene	ND	39000	12000	ug/kg	
100-42-5	Styrene	ND	39000	7700	ug/kg	
994-05-8	Tert-Amyl Methyl Ether	ND	39000	9300	ug/kg	
75-65-0	Tert Butyl Alcohol	ND	310000	77000	ug/kg	
630-20-6	1,1,1,2-Tetrachloroethane	ND	39000	7700	ug/kg	
71-55-6	1,1,1-Trichloroethane	ND	39000	12000	ug/kg	
79-34-5	1,1,2,2-Tetrachloroethane	ND	39000	7700	ug/kg	
79-00-5	1,1,2-Trichloroethane	ND	39000	7700	ug/kg	
87-61-6	1,2,3-Trichlorobenzene	ND	39000	12000	ug/kg	
96-18-4	1,2,3-Trichloropropane	ND	39000	12000	ug/kg	
120-82-1	1,2,4-Trichlorobenzene	ND	39000	12000	ug/kg	
95-63-6	1,2,4-Trimethylbenzene	50700	39000	12000	ug/kg	
108-67-8	1,3,5-Trimethylbenzene	15600	39000	12000	ug/kg	J
127-18-4	Tetrachloroethylene	95900	39000	27000	ug/kg	
108-88-3	Toluene	270000	39000	12000	ug/kg	
79-01-6	Trichloroethylene	98400	39000	7700	ug/kg	
75-69-4	Trichlorofluoromethane	ND	39000	9300	ug/kg	
75-01-4	Vinyl chloride	ND	39000	19000	ug/kg	
1330-20-7	Xylene (total)	369000	77000	31000	ug/kg	

CAS No.	Surrogate Recoveries	Run# 1	Run# 2	Limits
1868-53-7	Dibromofluoromethane	89%		60-130%
2037-26-5	Toluene-D8	103%		60-130%

ND = Not detected MDL - Method Detection Limit

RL = Reporting Limit

E = Indicates value exceeds calibration range

J = Indicates an estimated value

B = Indicates analyte found in associated method blank

N = Indicates presumptive evidence of a compound

## Report of Analysis

<b>Client Sample ID:</b>	R19-1.5	<b>Date Sampled:</b>	07/21/11
<b>Lab Sample ID:</b>	C17127-3	<b>Date Received:</b>	07/22/11
<b>Matrix:</b>	SO - Soil	<b>Percent Solids:</b>	n/a <sup>a</sup>
<b>Method:</b>	SW846 8260B	<b>Project:</b> Romic Soil Investigation(Romic EPA) - 2081 Bay Road, East Palo Alto, CA	

### VOA 8260 List

CAS No.	Surrogate Recoveries	Run# 1	Run# 2	Limits
460-00-4	4-Bromofluorobenzene	100%		60-130%

- (a) All results reported on wet weight basis.
- (b) CCV outside of control limits (biased high); not detected in sample.

---

ND = Not detected      MDL - Method Detection Limit      J = Indicates an estimated value  
 RL = Reporting Limit      B = Indicates analyte found in associated method blank  
 E = Indicates value exceeds calibration range      N = Indicates presumptive evidence of a compound

## Report of Analysis

<b>Client Sample ID:</b>	R19-1.5	<b>Date Sampled:</b>	07/21/11
<b>Lab Sample ID:</b>	C17127-3	<b>Date Received:</b>	07/22/11
<b>Matrix:</b>	SO - Soil	<b>Percent Solids:</b>	n/a <sup>a</sup>
<b>Method:</b>	SW846 8270C SW846 3550B	<b>Project:</b> Romic Soil Investigation(Romic EPA) - 2081 Bay Road, East Palo Alto, CA	

Run #	File ID	DF	Analyzed	By	Prep Date	Prep Batch	Analytical Batch
Run #1	Y9034.D	1	07/27/11	MT	07/26/11	OP4307	EY431
Run #2							

Run #	Initial Weight	Final Volume
Run #1	10.0 g	1.0 ml
Run #2		

## ABN Full List

CAS No.	Compound	Result	RL	MDL	Units	Q
65-85-0	Benzoic acid	ND	1000	890	ug/kg	
95-57-8	2-Chlorophenol	ND	1000	680	ug/kg	
59-50-7	4-Chloro-3-methyl phenol	ND	500	420	ug/kg	
120-83-2	2,4-Dichlorophenol	536	500	140	ug/kg	
105-67-9	2,4-Dimethylphenol	ND	500	150	ug/kg	
51-28-5	2,4-Dinitrophenol	ND	2500	850	ug/kg	
534-52-1	4,6-Dinitro-o-cresol	ND	2000	1000	ug/kg	
95-48-7	2-Methylphenol	ND	500	170	ug/kg	
	3&4-Methylphenol	ND	500	150	ug/kg	
88-75-5	2-Nitrophenol	ND	500	130	ug/kg	
100-02-7	4-Nitrophenol	ND	2000	1200	ug/kg	
87-86-5	Pentachlorophenol	ND	500	420	ug/kg	
108-95-2	Phenol	ND	2000	1300	ug/kg	
95-95-4	2,4,5-Trichlorophenol	ND	500	120	ug/kg	
88-06-2	2,4,6-Trichlorophenol	189	500	160	ug/kg	J
83-32-9	Acenaphthene	ND	1000	500	ug/kg	
208-96-8	Acenaphthylene	ND	500	200	ug/kg	
62-53-3	Aniline	ND	500	140	ug/kg	
120-12-7	Anthracene	ND	500	100	ug/kg	
103-33-3	Azobenzene	175	500	170	ug/kg	J
92-87-5	Benzidine	ND	2500	730	ug/kg	
56-55-3	Benzo(a)anthracene	ND	500	70	ug/kg	
50-32-8	Benzo(a)pyrene	ND	500	90	ug/kg	
205-99-2	Benzo(b)fluoranthene	ND	500	60	ug/kg	
191-24-2	Benzo(g,h,i)perylene	ND	500	150	ug/kg	
207-08-9	Benzo(k)fluoranthene	ND	500	120	ug/kg	
101-55-3	4-Bromophenyl phenyl ether	ND	500	150	ug/kg	
85-68-7	Butyl benzyl phthalate	219	500	110	ug/kg	J
100-51-6	Benzyl Alcohol	ND	1000	160	ug/kg	
91-58-7	2-Chloronaphthalene	ND	500	180	ug/kg	
106-47-8	4-Chloroaniline	ND	500	140	ug/kg	
86-74-8	Carbazole	528	500	80	ug/kg	

ND = Not detected MDL - Method Detection Limit

RL = Reporting Limit

E = Indicates value exceeds calibration range

J = Indicates an estimated value

B = Indicates analyte found in associated method blank

N = Indicates presumptive evidence of a compound

## Report of Analysis

<b>Client Sample ID:</b>	R19-1.5	<b>Date Sampled:</b>	07/21/11
<b>Lab Sample ID:</b>	C17127-3	<b>Date Received:</b>	07/22/11
<b>Matrix:</b>	SO - Soil	<b>Percent Solids:</b>	n/a <sup>a</sup>
<b>Method:</b>	SW846 8270C SW846 3550B		
<b>Project:</b>	Romic Soil Investigation(Romic EPA) - 2081 Bay Road,East Palo Alto,CA		

## ABN Full List

CAS No.	Compound	Result	RL	MDL	Units	Q
218-01-9	Chrysene	ND	500	100	ug/kg	
111-91-1	bis(2-Chloroethoxy)methane	ND	500	180	ug/kg	
111-44-4	bis(2-Chloroethyl)ether	ND	500	230	ug/kg	
108-60-1	bis(2-Chloroisopropyl)ether	ND	500	270	ug/kg	
7005-72-3	4-Chlorophenyl phenyl ether	ND	500	190	ug/kg	
95-50-1	1,2-Dichlorobenzene	989	500	160	ug/kg	
541-73-1	1,3-Dichlorobenzene	ND	500	150	ug/kg	
106-46-7	1,4-Dichlorobenzene	ND	500	420	ug/kg	
121-14-2	2,4-Dinitrotoluene	ND	500	460	ug/kg	
606-20-2	2,6-Dinitrotoluene	ND	1000	320	ug/kg	
91-94-1	3,3'-Dichlorobenzidine	ND	2500	140	ug/kg	
53-70-3	Dibenzo(a,h)anthracene	ND	500	130	ug/kg	
132-64-9	Dibenzofuran	ND	500	160	ug/kg	
122-39-4	Diphenylamine	ND	500	120	ug/kg	
84-74-2	Di-n-butyl phthalate	114	500	100	ug/kg	J
117-84-0	Di-n-octyl phthalate	157	500	130	ug/kg	J
84-66-2	Diethyl phthalate	ND	500	170	ug/kg	
131-11-3	Dimethyl phthalate	ND	500	180	ug/kg	
117-81-7	bis(2-Ethylhexyl)phthalate	792	500	220	ug/kg	
206-44-0	Fluoranthene	ND	500	100	ug/kg	
86-73-7	Fluorene	ND	500	180	ug/kg	
118-74-1	Hexachlorobenzene	ND	500	130	ug/kg	
87-68-3	Hexachlorobutadiene	ND	500	190	ug/kg	
77-47-4	Hexachlorocyclopentadiene	ND	500	140	ug/kg	
67-72-1	Hexachloroethane	ND	500	160	ug/kg	
193-39-5	Indeno(1,2,3-cd)pyrene	ND	500	140	ug/kg	
78-59-1	Isophorone	ND	500	170	ug/kg	
90-12-0	1-Methylnaphthalene	522	500	160	ug/kg	
91-57-6	2-Methylnaphthalene	983	500	160	ug/kg	
88-74-4	2-Nitroaniline	ND	500	120	ug/kg	
99-09-2	3-Nitroaniline	ND	500	120	ug/kg	
100-01-6	4-Nitroaniline	ND	500	300	ug/kg	
91-20-3	Naphthalene	3790	500	170	ug/kg	
98-95-3	Nitrobenzene	ND	500	160	ug/kg	
62-75-9	N-Nitrosodimethylamine	ND	5000	2200	ug/kg	
621-64-7	N-Nitroso-di-n-propylamine	ND	1000	550	ug/kg	
85-01-8	Phenanthrene	ND	500	110	ug/kg	
129-00-0	Pyrene	ND	1000	680	ug/kg	
110-86-1	Pyridine	ND	2000	220	ug/kg	
120-82-1	1,2,4-Trichlorobenzene	ND	500	340	ug/kg	

ND = Not detected MDL - Method Detection Limit

RL = Reporting Limit

E = Indicates value exceeds calibration range

J = Indicates an estimated value

B = Indicates analyte found in associated method blank

N = Indicates presumptive evidence of a compound

## Report of Analysis

<b>Client Sample ID:</b>	R19-1.5	<b>Date Sampled:</b>	07/21/11
<b>Lab Sample ID:</b>	C17127-3	<b>Date Received:</b>	07/22/11
<b>Matrix:</b>	SO - Soil	<b>Percent Solids:</b>	n/a <sup>a</sup>
<b>Method:</b>	SW846 8270C SW846 3550B	<b>Project:</b> Romic Soil Investigation(Romic EPA) - 2081 Bay Road, East Palo Alto, CA	

### ABN Full List

CAS No.	Surrogate Recoveries	Run# 1	Run# 2	Limits
367-12-4	2-Fluorophenol	24%		20-100%
4165-62-2	Phenol-d5	3% <sup>b</sup>		20-100%
118-79-6	2,4,6-Tribromophenol	80%		30-100%
4165-60-0	Nitrobenzene-d5	48%		20-100%
321-60-8	2-Fluorobiphenyl	43%		20-106%
1718-51-0	Terphenyl-d14	97%		55-130%

- (a) All results reported on wet weight basis.
- (b) Outside control limits due to matrix interference.

ND = Not detected      MDL - Method Detection Limit  
 RL = Reporting Limit  
 E = Indicates value exceeds calibration range

J = Indicates an estimated value  
 B = Indicates analyte found in associated method blank  
 N = Indicates presumptive evidence of a compound

## Report of Analysis

<b>Client Sample ID:</b> R19-1.5		<b>Date Sampled:</b> 07/21/11
<b>Lab Sample ID:</b> C17127-3		<b>Date Received:</b> 07/22/11
<b>Matrix:</b> SO - Soil		<b>Percent Solids:</b> n/a <sup>a</sup>
<b>Method:</b> SW846 8015B		
<b>Project:</b> Romic Soil Investigation(Romic EPA) - 2081 Bay Road, East Palo Alto, CA		

Run #	File ID	DF	Analyzed	By	Prep Date	Prep Batch	Analytical Batch
Run #1	JK21582.D	1	08/03/11	TT	n/a	n/a	GJK889
Run #2							

Run #	Initial Weight	Final Volume	Methanol Aliquot
Run #1	5.34 g	5.0 ml	1.0 ul
Run #2			

**TPH Volatiles**

CAS No.	Compound	Result	RL	MDL	Units	Q
	TPH-GRO (C6-C10)	7670	470	230	mg/kg	
CAS No.	Surrogate Recoveries	Run# 1	Run# 2	Limits		
98-08-8	aaa-Trifluorotoluene	80%		60-157%		

(a) All results reported on wet weight basis.

ND = Not detected      MDL - Method Detection Limit  
 RL = Reporting Limit  
 E = Indicates value exceeds calibration range

J = Indicates an estimated value  
 B = Indicates analyte found in associated method blank  
 N = Indicates presumptive evidence of a compound



## Report of Analysis

<b>Client Sample ID:</b>	R19-1.5	<b>Date Sampled:</b>	07/21/11
<b>Lab Sample ID:</b>	C17127-3	<b>Date Received:</b>	07/22/11
<b>Matrix:</b>	SO - Soil	<b>Percent Solids:</b>	n/a <sup>a</sup>
<b>Method:</b>	SW846 8081A SW846 3545A	<b>Project:</b> Romic Soil Investigation(Romic EPA) - 2081 Bay Road, East Palo Alto, CA	

	File ID	DF	Analyzed	By	Prep Date	Prep Batch	Analytical Batch
Run #1 <sup>b</sup>	OO23027.D	5	08/01/11	RV	07/25/11	OP4294	G00733
Run #2							

	Initial Weight	Final Volume
Run #1	10.4 g	10.0 ml
Run #2		

## Pesticide PPL List

CAS No.	Compound	Result	RL	MDL	Units	Q
309-00-2	Aldrin	ND	120	48	ug/kg	
319-84-6	alpha-BHC	ND	120	53	ug/kg	
319-85-7	beta-BHC	ND	120	17	ug/kg	
319-86-8	delta-BHC	ND	120	17	ug/kg	
58-89-9	gamma-BHC (Lindane)	ND	120	36	ug/kg	
12789-03-6	Chlordane	ND	480	480	ug/kg	
60-57-1	Dieldrin	ND	120	14	ug/kg	
72-54-8	4,4' -DDD	ND	120	17	ug/kg	
72-55-9	4,4' -DDE	ND	120	14	ug/kg	
50-29-3	4,4' -DDT	ND	120	14	ug/kg	
72-20-8	Endrin	ND	120	14	ug/kg	
7421-93-4	Endrin aldehyde	ND	120	29	ug/kg	
959-98-8	Endosulfan-I	ND	120	17	ug/kg	
33213-65-9	Endosulfan-II	ND	120	17	ug/kg	
1031-07-8	Endosulfan sulfate	ND	120	38	ug/kg	
76-44-8	Heptachlor	ND	120	29	ug/kg	
1024-57-3	Heptachlor epoxide	ND	120	19	ug/kg	
72-43-5	Methoxychlor	ND	120	17	ug/kg	
8001-35-2	Toxaphene	ND	480	480	ug/kg	

CAS No.	Surrogate Recoveries	Run# 1	Run# 2	Limits
877-09-8	Tetrachloro-m-xylene	41%		35-132%
877-09-8	Tetrachloro-m-xylene	65%		35-132%
2051-24-3	Decachlorobiphenyl	73%		35-132%
2051-24-3	Decachlorobiphenyl	73%		35-132%

(a) All results reported on wet weight basis.

(b) Reporting limits raised due to high concentration of non-target compounds (hydrocarbons).

ND = Not detected      MDL - Method Detection Limit

RL = Reporting Limit

E = Indicates value exceeds calibration range

J = Indicates an estimated value

B = Indicates analyte found in associated method blank

N = Indicates presumptive evidence of a compound

## Report of Analysis

<b>Client Sample ID:</b> R19-1.5		<b>Date Sampled:</b> 07/21/11
<b>Lab Sample ID:</b> C17127-3		<b>Date Received:</b> 07/22/11
<b>Matrix:</b> SO - Soil		<b>Percent Solids:</b> n/a <sup>a</sup>
<b>Method:</b> SW846 8082 SW846 3545A		
<b>Project:</b> Romic Soil Investigation(Romic EPA) - 2081 Bay Road, East Palo Alto, CA		

Run #1	File ID	DF	Analyzed	By	Prep Date	Prep Batch	Analytical Batch
Run #1	PP20463.D	1	07/26/11	RV	07/25/11	OP4295	GPP692
Run #2							

Run #1	Initial Weight	Final Volume
Run #1	10.4 g	10.0 ml
Run #2		

**PCB List**

CAS No.	Compound	Result	RL	MDL	Units	Q
12674-11-2	Aroclor 1016	ND	96	16	ug/kg	
11104-28-2	Aroclor 1221	ND	96	48	ug/kg	
11141-16-5	Aroclor 1232	ND	96	48	ug/kg	
53469-21-9	Aroclor 1242	ND	96	48	ug/kg	
12672-29-6	Aroclor 1248	ND	96	48	ug/kg	
11097-69-1	Aroclor 1254	166	96	48	ug/kg	
11096-82-5	Aroclor 1260	ND	96	19	ug/kg	

CAS No.	Surrogate Recoveries	Run# 1	Run# 2	Limits
877-09-8	Tetrachloro-m-xylene	71%		45-108%
877-09-8	Tetrachloro-m-xylene	53%		45-108%
2051-24-3	Decachlorobiphenyl	68%		54-121%
2051-24-3	Decachlorobiphenyl	58%		54-121%

(a) All results reported on wet weight basis.

ND = Not detected      MDL - Method Detection Limit  
 RL = Reporting Limit  
 E = Indicates value exceeds calibration range

J = Indicates an estimated value  
 B = Indicates analyte found in associated method blank  
 N = Indicates presumptive evidence of a compound

## Report of Analysis

<b>Client Sample ID:</b> R19-1.5		<b>Date Sampled:</b> 07/21/11
<b>Lab Sample ID:</b> C17127-3		<b>Date Received:</b> 07/22/11
<b>Matrix:</b> SO - Soil		<b>Percent Solids:</b> n/a <sup>a</sup>
<b>Method:</b> SW846 8015B M SW846 3545A		
<b>Project:</b> Romc Soil Investigation(Romc EPA) - 2081 Bay Road, East Palo Alto, CA		

	File ID	DF	Analyzed	By	Prep Date	Prep Batch	Analytical Batch
Run #1	GG27239.D	5	07/28/11	JH	07/26/11	OP4309	GGG731
Run #2							

	Initial Weight	Final Volume
Run #1	10.1 g	1.0 ml
Run #2		

### TPH Extractable w/ Silica Gel Cleanup

CAS No.	Compound	Result	RL	MDL	Units	Q
	TPH (C10-C28)	451	50	25	mg/kg	
	TPH (> C28-C40)	ND	99	50	mg/kg	

CAS No.	Surrogate Recoveries	Run# 1	Run# 2	Limits
630-01-3	Hexacosane	50%		45-140%

(a) All results reported on wet weight basis.

ND = Not detected      MDL - Method Detection Limit  
 RL = Reporting Limit

J = Indicates an estimated value  
 B = Indicates analyte found in associated method blank  
 N = Indicates presumptive evidence of a compound

## Report of Analysis

<b>Client Sample ID:</b> R19-1.5	<b>Date Sampled:</b> 07/21/11
<b>Lab Sample ID:</b> C17127-3	<b>Date Received:</b> 07/22/11
<b>Matrix:</b> SO - Soil	<b>Percent Solids:</b> n/a <sup>a</sup>
<b>Project:</b> Romic Soil Investigation(Romic EPA) - 2081 Bay Road,East Palo Alto, CA	

## Metals Analysis

Analyte	Result	RL	Units	DF	Prep	Analyzed By	Method	Prep Method
Antimony	< 1.8	1.8	mg/kg	1	07/25/11	07/27/11	DQ SW846 6010B <sup>3</sup>	SW846 3050B <sup>5</sup>
Arsenic	3.1	1.8	mg/kg	1	07/25/11	07/27/11	DQ SW846 6010B <sup>3</sup>	SW846 3050B <sup>5</sup>
Barium	102	18	mg/kg	1	07/25/11	07/27/11	DQ SW846 6010B <sup>2</sup>	SW846 3050B <sup>5</sup>
Beryllium	< 0.89	0.89	mg/kg	1	07/25/11	07/27/11	DQ SW846 6010B <sup>2</sup>	SW846 3050B <sup>5</sup>
Cadmium	< 0.89	0.89	mg/kg	1	07/25/11	07/27/11	DQ SW846 6010B <sup>2</sup>	SW846 3050B <sup>5</sup>
Chromium	33.0	0.89	mg/kg	1	07/25/11	07/27/11	DQ SW846 6010B <sup>2</sup>	SW846 3050B <sup>5</sup>
Cobalt	7.5	0.89	mg/kg	1	07/25/11	07/27/11	DQ SW846 6010B <sup>2</sup>	SW846 3050B <sup>5</sup>
Copper	22.2	2.2	mg/kg	1	07/25/11	07/27/11	DQ SW846 6010B <sup>2</sup>	SW846 3050B <sup>5</sup>
Lead	8.2	1.8	mg/kg	1	07/25/11	07/27/11	DQ SW846 6010B <sup>2</sup>	SW846 3050B <sup>5</sup>
Mercury	0.36	0.040	mg/kg	1	07/25/11	07/25/11	PH SW846 7471A <sup>1</sup>	SW846 7471A <sup>4</sup>
Molybdenum	4.9	1.8	mg/kg	1	07/25/11	07/27/11	DQ SW846 6010B <sup>3</sup>	SW846 3050B <sup>5</sup>
Nickel	31.4	0.89	mg/kg	1	07/25/11	07/27/11	DQ SW846 6010B <sup>2</sup>	SW846 3050B <sup>5</sup>
Selenium	2.9	1.8	mg/kg	1	07/25/11	07/27/11	DQ SW846 6010B <sup>3</sup>	SW846 3050B <sup>5</sup>
Silver	< 0.89	0.89	mg/kg	1	07/25/11	07/27/11	DQ SW846 6010B <sup>2</sup>	SW846 3050B <sup>5</sup>
Thallium	< 1.8	1.8	mg/kg	1	07/25/11	07/27/11	DQ SW846 6010B <sup>3</sup>	SW846 3050B <sup>5</sup>
Vanadium	32.1	0.89	mg/kg	1	07/25/11	07/27/11	DQ SW846 6010B <sup>2</sup>	SW846 3050B <sup>5</sup>
Zinc	45.7	3.6	mg/kg	1	07/25/11	07/27/11	DQ SW846 6010B <sup>2</sup>	SW846 3050B <sup>5</sup>

(1) Instrument QC Batch: MA2004

(2) Instrument QC Batch: MA2008

(3) Instrument QC Batch: MA2011

(4) Prep QC Batch: MP3760

(5) Prep QC Batch: MP3763

(a) All results reported on wet weight basis.

RL = Reporting Limit

## Report of Analysis

<b>Client Sample ID:</b>	R19-4.0	<b>Date Sampled:</b>	07/21/11
<b>Lab Sample ID:</b>	C17127-4	<b>Date Received:</b>	07/22/11
<b>Matrix:</b>	SO - Soil	<b>Percent Solids:</b>	n/a <sup>a</sup>
<b>Method:</b>	SW846 8260B	<b>Project:</b> Romic Soil Investigation(Romic EPA) - 2081 Bay Road, East Palo Alto, CA	

Run #	File ID	DF	Analyzed	By	Prep Date	Prep Batch	Analytical Batch
Run #1	M26200.D	1	08/03/11	TN	n/a	n/a	VM834
Run #2							

Run #	Initial Weight	Final Volume	Methanol Aliquot
Run #1	5.45 g	5.0 ml	0.50 ul
Run #2			

## VOA 8260 List

CAS No.	Compound	Result	RL	MDL	Units	Q
67-64-1	Acetone	ND	920000	180000	ug/kg	
71-43-2	Benzene	ND	46000	14000	ug/kg	
108-86-1	Bromobenzene	ND	46000	14000	ug/kg	
74-97-5	Bromochloromethane	ND	46000	14000	ug/kg	
75-27-4	Bromodichloromethane	ND	46000	9200	ug/kg	
75-25-2	Bromoform	ND	46000	9200	ug/kg	
104-51-8	n-Butylbenzene	ND	46000	14000	ug/kg	
135-98-8	sec-Butylbenzene	ND	46000	14000	ug/kg	
98-06-6	tert-Butylbenzene	ND	46000	14000	ug/kg	
108-90-7	Chlorobenzene	ND	46000	14000	ug/kg	
75-00-3	Chloroethane	ND	46000	14000	ug/kg	
67-66-3	Chloroform	ND	46000	14000	ug/kg	
95-49-8	o-Chlorotoluene	ND	46000	14000	ug/kg	
106-43-4	p-Chlorotoluene	ND	46000	14000	ug/kg	
56-23-5	Carbon tetrachloride	ND	46000	9200	ug/kg	
75-34-3	1,1-Dichloroethane	ND	46000	9200	ug/kg	
75-35-4	1,1-Dichloroethylene	ND	46000	14000	ug/kg	
563-58-6	1,1-Dichloropropene	ND	46000	14000	ug/kg	
96-12-8	1,2-Dibromo-3-chloropropane	ND	46000	9200	ug/kg	
106-93-4	1,2-Dibromoethane	ND	46000	9200	ug/kg	
107-06-2	1,2-Dichloroethane	ND	46000	14000	ug/kg	
78-87-5	1,2-Dichloropropane	ND	46000	14000	ug/kg	
142-28-9	1,3-Dichloropropane	ND	46000	14000	ug/kg	
108-20-3	Di-Isopropyl ether	ND	46000	14000	ug/kg	
594-20-7	2,2-Dichloropropane	ND	46000	14000	ug/kg	
124-48-1	Dibromochloromethane	ND	46000	9200	ug/kg	
75-71-8	Dichlorodifluoromethane	ND	46000	9200	ug/kg	
156-59-2	cis-1,2-Dichloroethylene	152000	46000	14000	ug/kg	
10061-01-5	cis-1,3-Dichloropropene	ND	46000	14000	ug/kg	
541-73-1	m-Dichlorobenzene	ND	46000	14000	ug/kg	
95-50-1	o-Dichlorobenzene	ND	46000	14000	ug/kg	
106-46-7	p-Dichlorobenzene	ND	46000	14000	ug/kg	

ND = Not detected MDL - Method Detection Limit

RL = Reporting Limit

E = Indicates value exceeds calibration range

J = Indicates an estimated value

B = Indicates analyte found in associated method blank

N = Indicates presumptive evidence of a compound

## Report of Analysis

<b>Client Sample ID:</b>	R19-4.0	<b>Date Sampled:</b>	07/21/11
<b>Lab Sample ID:</b>	C17127-4	<b>Date Received:</b>	07/22/11
<b>Matrix:</b>	SO - Soil	<b>Percent Solids:</b>	n/a <sup>a</sup>
<b>Method:</b>	SW846 8260B	<b>Project:</b> Romic Soil Investigation(Romic EPA) - 2081 Bay Road,East Palo Alto,CA	

## VOA 8260 List

CAS No.	Compound	Result	RL	MDL	Units	Q
156-60-5	trans-1,2-Dichloroethylene	ND	46000	14000	ug/kg	
10061-02-6	trans-1,3-Dichloropropene	ND	46000	14000	ug/kg	
100-41-4	Ethylbenzene	110000	46000	14000	ug/kg	
637-92-3	Ethyl tert-Butyl Ether	ND	46000	14000	ug/kg	
591-78-6	2-Hexanone	ND	370000	46000	ug/kg	
87-68-3	Hexachlorobutadiene	ND	46000	9200	ug/kg	
98-82-8	Isopropylbenzene	ND	46000	14000	ug/kg	
99-87-6	p-Isopropyltoluene	ND	46000	14000	ug/kg	
108-10-1	4-Methyl-2-pentanone	ND	370000	140000	ug/kg	
74-83-9	Methyl bromide <sup>b</sup>	ND	46000	23000	ug/kg	
74-87-3	Methyl chloride	ND	46000	14000	ug/kg	
74-95-3	Methylene bromide	ND	46000	23000	ug/kg	
75-09-2	Methylene chloride	ND	230000	150000	ug/kg	
78-93-3	Methyl ethyl ketone	ND	370000	110000	ug/kg	
1634-04-4	Methyl Tert Butyl Ether	ND	46000	9200	ug/kg	
91-20-3	Naphthalene	ND	46000	14000	ug/kg	
103-65-1	n-Propylbenzene	14500	46000	14000	ug/kg	J
100-42-5	Styrene	ND	46000	9200	ug/kg	
994-05-8	Tert-Amyl Methyl Ether	ND	46000	11000	ug/kg	
75-65-0	Tert Butyl Alcohol	ND	370000	92000	ug/kg	
630-20-6	1,1,1,2-Tetrachloroethane	ND	46000	9200	ug/kg	
71-55-6	1,1,1-Trichloroethane	ND	46000	14000	ug/kg	
79-34-5	1,1,2,2-Tetrachloroethane	ND	46000	9200	ug/kg	
79-00-5	1,1,2-Trichloroethane	ND	46000	9200	ug/kg	
87-61-6	1,2,3-Trichlorobenzene	ND	46000	14000	ug/kg	
96-18-4	1,2,3-Trichloropropane	ND	46000	14000	ug/kg	
120-82-1	1,2,4-Trichlorobenzene	ND	46000	14000	ug/kg	
95-63-6	1,2,4-Trimethylbenzene	81700	46000	14000	ug/kg	
108-67-8	1,3,5-Trimethylbenzene	24600	46000	14000	ug/kg	J
127-18-4	Tetrachloroethylene	153000	46000	32000	ug/kg	
108-88-3	Toluene	368000	46000	14000	ug/kg	
79-01-6	Trichloroethylene	243000	46000	9200	ug/kg	
75-69-4	Trichlorofluoromethane	ND	46000	11000	ug/kg	
75-01-4	Vinyl chloride	ND	46000	23000	ug/kg	
1330-20-7	Xylene (total)	559000	92000	37000	ug/kg	

CAS No.	Surrogate Recoveries	Run# 1	Run# 2	Limits
1868-53-7	Dibromofluoromethane	87%		60-130%
2037-26-5	Toluene-D8	104%		60-130%

ND = Not detected MDL - Method Detection Limit

RL = Reporting Limit

E = Indicates value exceeds calibration range

J = Indicates an estimated value

B = Indicates analyte found in associated method blank

N = Indicates presumptive evidence of a compound

## Report of Analysis

<b>Client Sample ID:</b>	R19-4.0	<b>Date Sampled:</b>	07/21/11
<b>Lab Sample ID:</b>	C17127-4	<b>Date Received:</b>	07/22/11
<b>Matrix:</b>	SO - Soil	<b>Percent Solids:</b>	n/a <sup>a</sup>
<b>Method:</b>	SW846 8260B	<b>Project:</b> Romic Soil Investigation(Romic EPA) - 2081 Bay Road, East Palo Alto, CA	

### VOA 8260 List

CAS No.	Surrogate Recoveries	Run# 1	Run# 2	Limits
460-00-4	4-Bromofluorobenzene	104%		60-130%

- (a) All results reported on wet weight basis.
- (b) CCV outside of control limits (biased high); not detected in sample.

---

ND = Not detected      MDL - Method Detection Limit      J = Indicates an estimated value  
 RL = Reporting Limit      B = Indicates analyte found in associated method blank  
 E = Indicates value exceeds calibration range      N = Indicates presumptive evidence of a compound

## Report of Analysis

<b>Client Sample ID:</b>	R19-7.0	<b>Date Sampled:</b>	07/21/11
<b>Lab Sample ID:</b>	C17127-5	<b>Date Received:</b>	07/22/11
<b>Matrix:</b>	SO - Soil	<b>Percent Solids:</b>	n/a <sup>a</sup>
<b>Method:</b>	SW846 8260B	<b>Project:</b> Romic Soil Investigation(Romic EPA) - 2081 Bay Road, East Palo Alto, CA	

Run #	File ID	DF	Analyzed	By	Prep Date	Prep Batch	Analytical Batch
Run #1	L9507.D	1	08/04/11	TF	n/a	n/a	VL298
Run #2							

Run #	Initial Weight	Final Volume	Methanol Aliquot
Run #1	5.76 g	5.0 ml	10.0 ul
Run #2			

## VOA 8260 List

CAS No.	Compound	Result	RL	MDL	Units	Q
67-64-1	Acetone	24000	43000	8700	ug/kg	J
71-43-2	Benzene	ND	2200	650	ug/kg	
108-86-1	Bromobenzene	ND	2200	650	ug/kg	
74-97-5	Bromochloromethane	ND	2200	650	ug/kg	
75-27-4	Bromodichloromethane	ND	2200	430	ug/kg	
75-25-2	Bromoform	ND	2200	430	ug/kg	
104-51-8	n-Butylbenzene	ND	2200	650	ug/kg	
135-98-8	sec-Butylbenzene	ND	2200	650	ug/kg	
98-06-6	tert-Butylbenzene	ND	2200	650	ug/kg	
108-90-7	Chlorobenzene	ND	2200	650	ug/kg	
75-00-3	Chloroethane	ND	2200	650	ug/kg	
67-66-3	Chloroform	ND	2200	650	ug/kg	
95-49-8	o-Chlorotoluene	ND	2200	650	ug/kg	
106-43-4	p-Chlorotoluene	ND	2200	650	ug/kg	
56-23-5	Carbon tetrachloride	ND	2200	430	ug/kg	
75-34-3	1,1-Dichloroethane	709	2200	430	ug/kg	J
75-35-4	1,1-Dichloroethylene	ND	2200	650	ug/kg	
563-58-6	1,1-Dichloropropene	ND	2200	650	ug/kg	
96-12-8	1,2-Dibromo-3-chloropropane	ND	2200	430	ug/kg	
106-93-4	1,2-Dibromoethane	ND	2200	430	ug/kg	
107-06-2	1,2-Dichloroethane	ND	2200	650	ug/kg	
78-87-5	1,2-Dichloropropane	ND	2200	650	ug/kg	
142-28-9	1,3-Dichloropropane	ND	2200	650	ug/kg	
108-20-3	Di-Isopropyl ether	ND	2200	650	ug/kg	
594-20-7	2,2-Dichloropropane	ND	2200	650	ug/kg	
124-48-1	Dibromochloromethane	ND	2200	430	ug/kg	
75-71-8	Dichlorodifluoromethane	ND	2200	430	ug/kg	
156-59-2	cis-1,2-Dichloroethylene	4840	2200	650	ug/kg	
10061-01-5	cis-1,3-Dichloropropene	ND	2200	650	ug/kg	
541-73-1	m-Dichlorobenzene	ND	2200	650	ug/kg	
95-50-1	o-Dichlorobenzene	ND	2200	650	ug/kg	
106-46-7	p-Dichlorobenzene	ND	2200	650	ug/kg	

ND = Not detected MDL - Method Detection Limit

RL = Reporting Limit

E = Indicates value exceeds calibration range

J = Indicates an estimated value

B = Indicates analyte found in associated method blank

N = Indicates presumptive evidence of a compound



## Report of Analysis

<b>Client Sample ID:</b>	R19-7.0	<b>Date Sampled:</b>	07/21/11
<b>Lab Sample ID:</b>	C17127-5	<b>Date Received:</b>	07/22/11
<b>Matrix:</b>	SO - Soil	<b>Percent Solids:</b>	n/a <sup>a</sup>
<b>Method:</b>	SW846 8260B		
<b>Project:</b>	Romic Soil Investigation(Romic EPA) - 2081 Bay Road, East Palo Alto, CA		

## VOA 8260 List

CAS No.	Compound	Result	RL	MDL	Units	Q
156-60-5	trans-1,2-Dichloroethylene	ND	2200	650	ug/kg	
10061-02-6	trans-1,3-Dichloropropene	ND	2200	650	ug/kg	
100-41-4	Ethylbenzene	3320	2200	650	ug/kg	
637-92-3	Ethyl tert-Butyl Ether	ND	2200	650	ug/kg	
591-78-6	2-Hexanone	ND	17000	2200	ug/kg	
87-68-3	Hexachlorobutadiene	ND	2200	430	ug/kg	
98-82-8	Isopropylbenzene	ND	2200	650	ug/kg	
99-87-6	p-Isopropyltoluene	ND	2200	650	ug/kg	
108-10-1	4-Methyl-2-pentanone	ND	17000	6500	ug/kg	
74-83-9	Methyl bromide	ND	2200	1100	ug/kg	
74-87-3	Methyl chloride	ND	2200	650	ug/kg	
74-95-3	Methylene bromide	ND	2200	1100	ug/kg	
75-09-2	Methylene chloride	ND	11000	6900	ug/kg	
78-93-3	Methyl ethyl ketone	15400	17000	5200	ug/kg	J
1634-04-4	Methyl Tert Butyl Ether	ND	2200	430	ug/kg	
91-20-3	Naphthalene	ND	2200	650	ug/kg	
103-65-1	n-Propylbenzene	ND	2200	650	ug/kg	
100-42-5	Styrene	ND	2200	430	ug/kg	
994-05-8	Tert-Amyl Methyl Ether	ND	2200	520	ug/kg	
75-65-0	Tert Butyl Alcohol	ND	17000	4300	ug/kg	
630-20-6	1,1,1,2-Tetrachloroethane	ND	2200	430	ug/kg	
71-55-6	1,1,1-Trichloroethane	ND	2200	650	ug/kg	
79-34-5	1,1,2,2-Tetrachloroethane	ND	2200	430	ug/kg	
79-00-5	1,1,2-Trichloroethane	ND	2200	430	ug/kg	
87-61-6	1,2,3-Trichlorobenzene	ND	2200	650	ug/kg	
96-18-4	1,2,3-Trichloropropane	ND	2200	650	ug/kg	
120-82-1	1,2,4-Trichlorobenzene	ND	2200	650	ug/kg	
95-63-6	1,2,4-Trimethylbenzene	2520	2200	650	ug/kg	
108-67-8	1,3,5-Trimethylbenzene	729	2200	650	ug/kg	J
127-18-4	Tetrachloroethylene	ND	2200	1500	ug/kg	
108-88-3	Toluene	12700	2200	650	ug/kg	
79-01-6	Trichloroethylene	ND	2200	430	ug/kg	
75-69-4	Trichlorofluoromethane	ND	2200	520	ug/kg	
75-01-4	Vinyl chloride	1370	2200	1100	ug/kg	J
1330-20-7	Xylene (total)	16700	4300	1700	ug/kg	

CAS No.	Surrogate Recoveries	Run# 1	Run# 2	Limits
1868-53-7	Dibromofluoromethane	99%		60-130%
2037-26-5	Toluene-D8	101%		60-130%

ND = Not detected MDL - Method Detection Limit

RL = Reporting Limit

E = Indicates value exceeds calibration range

J = Indicates an estimated value

B = Indicates analyte found in associated method blank

N = Indicates presumptive evidence of a compound

## Report of Analysis

<b>Client Sample ID:</b>	R19-7.0	<b>Date Sampled:</b>	07/21/11
<b>Lab Sample ID:</b>	C17127-5	<b>Date Received:</b>	07/22/11
<b>Matrix:</b>	SO - Soil	<b>Percent Solids:</b>	n/a <sup>a</sup>
<b>Method:</b>	SW846 8260B	<b>Project:</b> Romic Soil Investigation(Romic EPA) - 2081 Bay Road, East Palo Alto, CA	

### VOA 8260 List

CAS No.	Surrogate Recoveries	Run# 1	Run# 2	Limits
460-00-4	4-Bromofluorobenzene	103%		60-130%

(a) All results reported on wet weight basis.

ND = Not detected      MDL - Method Detection Limit  
 RL = Reporting Limit  
 E = Indicates value exceeds calibration range

J = Indicates an estimated value  
 B = Indicates analyte found in associated method blank  
 N = Indicates presumptive evidence of a compound

## Report of Analysis

<b>Client Sample ID:</b>	S17-1.0	<b>Date Sampled:</b>	07/21/11
<b>Lab Sample ID:</b>	C17127-6	<b>Date Received:</b>	07/22/11
<b>Matrix:</b>	SO - Soil	<b>Percent Solids:</b>	n/a <sup>a</sup>
<b>Method:</b>	SW846 8260B	<b>Project:</b> Romic Soil Investigation(Romic EPA) - 2081 Bay Road, East Palo Alto, CA	

Run #	File ID	DF	Analyzed	By	Prep Date	Prep Batch	Analytical Batch
Run #1	M26201.D	1	08/03/11	TN	n/a	n/a	VM834
Run #2							

Run #	Initial Weight	Final Volume	Methanol Aliquot
Run #1	5.54 g	5.0 ml	0.50 ul
Run #2			

## VOA 8260 List

CAS No.	Compound	Result	RL	MDL	Units	Q
67-64-1	Acetone	ND	900000	180000	ug/kg	
71-43-2	Benzene	ND	45000	14000	ug/kg	
108-86-1	Bromobenzene	ND	45000	14000	ug/kg	
74-97-5	Bromochloromethane	ND	45000	14000	ug/kg	
75-27-4	Bromodichloromethane	ND	45000	9000	ug/kg	
75-25-2	Bromoform	ND	45000	9000	ug/kg	
104-51-8	n-Butylbenzene	ND	45000	14000	ug/kg	
135-98-8	sec-Butylbenzene	ND	45000	14000	ug/kg	
98-06-6	tert-Butylbenzene	ND	45000	14000	ug/kg	
108-90-7	Chlorobenzene	ND	45000	14000	ug/kg	
75-00-3	Chloroethane	ND	45000	14000	ug/kg	
67-66-3	Chloroform	ND	45000	14000	ug/kg	
95-49-8	o-Chlorotoluene	ND	45000	14000	ug/kg	
106-43-4	p-Chlorotoluene	ND	45000	14000	ug/kg	
56-23-5	Carbon tetrachloride	ND	45000	9000	ug/kg	
75-34-3	1,1-Dichloroethane	ND	45000	9000	ug/kg	
75-35-4	1,1-Dichloroethylene	ND	45000	14000	ug/kg	
563-58-6	1,1-Dichloropropene	ND	45000	14000	ug/kg	
96-12-8	1,2-Dibromo-3-chloropropane	ND	45000	9000	ug/kg	
106-93-4	1,2-Dibromoethane	ND	45000	9000	ug/kg	
107-06-2	1,2-Dichloroethane	ND	45000	14000	ug/kg	
78-87-5	1,2-Dichloropropane	ND	45000	14000	ug/kg	
142-28-9	1,3-Dichloropropane	ND	45000	14000	ug/kg	
108-20-3	Di-Isopropyl ether	ND	45000	14000	ug/kg	
594-20-7	2,2-Dichloropropane	ND	45000	14000	ug/kg	
124-48-1	Dibromochloromethane	ND	45000	9000	ug/kg	
75-71-8	Dichlorodifluoromethane	ND	45000	9000	ug/kg	
156-59-2	cis-1,2-Dichloroethylene	26100	45000	14000	ug/kg	J
10061-01-5	cis-1,3-Dichloropropene	ND	45000	14000	ug/kg	
541-73-1	m-Dichlorobenzene	ND	45000	14000	ug/kg	
95-50-1	o-Dichlorobenzene	ND	45000	14000	ug/kg	
106-46-7	p-Dichlorobenzene	ND	45000	14000	ug/kg	

ND = Not detected MDL - Method Detection Limit

J = Indicates an estimated value

RL = Reporting Limit

B = Indicates analyte found in associated method blank

E = Indicates value exceeds calibration range

N = Indicates presumptive evidence of a compound

## Report of Analysis

<b>Client Sample ID:</b>	S17-1.0	<b>Date Sampled:</b>	07/21/11
<b>Lab Sample ID:</b>	C17127-6	<b>Date Received:</b>	07/22/11
<b>Matrix:</b>	SO - Soil	<b>Percent Solids:</b>	n/a <sup>a</sup>
<b>Method:</b>	SW846 8260B	<b>Project:</b> Romc Soil Investigation(Romc EPA) - 2081 Bay Road,East Palo Alto,CA	

## VOA 8260 List

CAS No.	Compound	Result	RL	MDL	Units	Q
156-60-5	trans-1,2-Dichloroethylene	ND	45000	14000	ug/kg	
10061-02-6	trans-1,3-Dichloropropene	ND	45000	14000	ug/kg	
100-41-4	Ethylbenzene	ND	45000	14000	ug/kg	
637-92-3	Ethyl tert-Butyl Ether	ND	45000	14000	ug/kg	
591-78-6	2-Hexanone	ND	360000	45000	ug/kg	
87-68-3	Hexachlorobutadiene	ND	45000	9000	ug/kg	
98-82-8	Isopropylbenzene	ND	45000	14000	ug/kg	
99-87-6	p-Isopropyltoluene	ND	45000	14000	ug/kg	
108-10-1	4-Methyl-2-pentanone	ND	360000	140000	ug/kg	
74-83-9	Methyl bromide <sup>b</sup>	ND	45000	23000	ug/kg	
74-87-3	Methyl chloride	ND	45000	14000	ug/kg	
74-95-3	Methylene bromide	ND	45000	23000	ug/kg	
75-09-2	Methylene chloride	ND	230000	140000	ug/kg	
78-93-3	Methyl ethyl ketone	ND	360000	110000	ug/kg	
1634-04-4	Methyl Tert Butyl Ether	ND	45000	9000	ug/kg	
91-20-3	Naphthalene	ND	45000	14000	ug/kg	
103-65-1	n-Propylbenzene	ND	45000	14000	ug/kg	
100-42-5	Styrene	ND	45000	9000	ug/kg	
994-05-8	Tert-Amyl Methyl Ether	ND	45000	11000	ug/kg	
75-65-0	Tert Butyl Alcohol	ND	360000	90000	ug/kg	
630-20-6	1,1,1,2-Tetrachloroethane	ND	45000	9000	ug/kg	
71-55-6	1,1,1-Trichloroethane	ND	45000	14000	ug/kg	
79-34-5	1,1,2,2-Tetrachloroethane	ND	45000	9000	ug/kg	
79-00-5	1,1,2-Trichloroethane	ND	45000	9000	ug/kg	
87-61-6	1,2,3-Trichlorobenzene	ND	45000	14000	ug/kg	
96-18-4	1,2,3-Trichloropropane	ND	45000	14000	ug/kg	
120-82-1	1,2,4-Trichlorobenzene	ND	45000	14000	ug/kg	
95-63-6	1,2,4-Trimethylbenzene	ND	45000	14000	ug/kg	
108-67-8	1,3,5-Trimethylbenzene	ND	45000	14000	ug/kg	
127-18-4	Tetrachloroethylene	77700	45000	32000	ug/kg	
108-88-3	Toluene	18500	45000	14000	ug/kg	J
79-01-6	Trichloroethylene	31000	45000	9000	ug/kg	J
75-69-4	Trichlorofluoromethane	ND	45000	11000	ug/kg	
75-01-4	Vinyl chloride	ND	45000	23000	ug/kg	
1330-20-7	Xylene (total)	ND	90000	36000	ug/kg	

CAS No.	Surrogate Recoveries	Run# 1	Run# 2	Limits
1868-53-7	Dibromofluoromethane	89%		60-130%
2037-26-5	Toluene-D8	103%		60-130%

ND = Not detected MDL - Method Detection Limit

RL = Reporting Limit

E = Indicates value exceeds calibration range

J = Indicates an estimated value

B = Indicates analyte found in associated method blank

N = Indicates presumptive evidence of a compound

## Report of Analysis

<b>Client Sample ID:</b>	S17-1.0	<b>Date Sampled:</b>	07/21/11
<b>Lab Sample ID:</b>	C17127-6	<b>Date Received:</b>	07/22/11
<b>Matrix:</b>	SO - Soil	<b>Percent Solids:</b>	n/a <sup>a</sup>
<b>Method:</b>	SW846 8260B		
<b>Project:</b>	Romic Soil Investigation(Romic EPA) - 2081 Bay Road, East Palo Alto, CA		

### VOA 8260 List

CAS No.	Surrogate Recoveries	Run# 1	Run# 2	Limits
460-00-4	4-Bromofluorobenzene	97%		60-130%

- (a) All results reported on wet weight basis.
- (b) CCV outside of control limits (biased high); not detected in sample.

ND = Not detected      MDL - Method Detection Limit  
 RL = Reporting Limit  
 E = Indicates value exceeds calibration range

J = Indicates an estimated value  
 B = Indicates analyte found in associated method blank  
 N = Indicates presumptive evidence of a compound

## Report of Analysis

<b>Client Sample ID:</b> S17-1.0	
<b>Lab Sample ID:</b> C17127-6	<b>Date Sampled:</b> 07/21/11
<b>Matrix:</b> SO - Soil	<b>Date Received:</b> 07/22/11
<b>Method:</b> SW846 8270C SW846 3550B	<b>Percent Solids:</b> n/a <sup>a</sup>
<b>Project:</b> Romic Soil Investigation(Romic EPA) - 2081 Bay Road, East Palo Alto, CA	

Run #	File ID	DF	Analyzed	By	Prep Date	Prep Batch	Analytical Batch
Run #1 <sup>b</sup>	Y9064.D	10	07/28/11	MT	07/26/11	OP4307	EY432
Run #2							

Run #	Initial Weight	Final Volume
Run #1	10.2 g	1.5 ml
Run #2		

### ABN Full List

CAS No.	Compound	Result	RL	MDL	Units	Q
65-85-0	Benzoic acid	ND	15000	13000	ug/kg	
95-57-8	2-Chlorophenol	ND	15000	10000	ug/kg	
59-50-7	4-Chloro-3-methyl phenol	ND	7400	6200	ug/kg	
120-83-2	2,4-Dichlorophenol	ND	7400	2100	ug/kg	
105-67-9	2,4-Dimethylphenol	ND	7400	2200	ug/kg	
51-28-5	2,4-Dinitrophenol	ND	37000	13000	ug/kg	
534-52-1	4,6-Dinitro-o-cresol	ND	29000	15000	ug/kg	
95-48-7	2-Methylphenol	ND	7400	2500	ug/kg	
	3&4-Methylphenol	ND	7400	2200	ug/kg	
88-75-5	2-Nitrophenol	ND	7400	1900	ug/kg	
100-02-7	4-Nitrophenol	ND	29000	18000	ug/kg	
87-86-5	Pentachlorophenol	ND	7400	6200	ug/kg	
108-95-2	Phenol	ND	29000	19000	ug/kg	
95-95-4	2,4,5-Trichlorophenol	ND	7400	1800	ug/kg	
88-06-2	2,4,6-Trichlorophenol	ND	7400	2400	ug/kg	
83-32-9	Acenaphthene	ND	15000	7400	ug/kg	
208-96-8	Acenaphthylene	ND	7400	2900	ug/kg	
62-53-3	Aniline	ND	7400	2100	ug/kg	
120-12-7	Anthracene	ND	7400	1500	ug/kg	
103-33-3	Azobenzene	ND	7400	2500	ug/kg	
92-87-5	Benzidine	ND	37000	11000	ug/kg	
56-55-3	Benzo(a)anthracene	ND	7400	1000	ug/kg	
50-32-8	Benzo(a)pyrene	ND	7400	1300	ug/kg	
205-99-2	Benzo(b)fluoranthene	ND	7400	880	ug/kg	
191-24-2	Benzo(g,h,i)perylene	ND	7400	2200	ug/kg	
207-08-9	Benzo(k)fluoranthene	ND	7400	1800	ug/kg	
101-55-3	4-Bromophenyl phenyl ether	ND	7400	2200	ug/kg	
85-68-7	Butyl benzyl phthalate	3430	7400	1600	ug/kg	J
100-51-6	Benzyl Alcohol	ND	15000	2400	ug/kg	
91-58-7	2-Chloronaphthalene	ND	7400	2600	ug/kg	
106-47-8	4-Chloroaniline	ND	7400	2100	ug/kg	
86-74-8	Carbazole	ND	7400	1200	ug/kg	

ND = Not detected      MDL - Method Detection Limit

RL = Reporting Limit

E = Indicates value exceeds calibration range

J = Indicates an estimated value

B = Indicates analyte found in associated method blank

N = Indicates presumptive evidence of a compound

## Report of Analysis

<b>Client Sample ID:</b>	S17-1.0	<b>Date Sampled:</b>	07/21/11
<b>Lab Sample ID:</b>	C17127-6	<b>Date Received:</b>	07/22/11
<b>Matrix:</b>	SO - Soil	<b>Percent Solids:</b>	n/a <sup>a</sup>
<b>Method:</b>	SW846 8270C SW846 3550B		
<b>Project:</b>	Romic Soil Investigation(Romic EPA) - 2081 Bay Road,East Palo Alto,CA		

## ABN Full List

CAS No.	Compound	Result	RL	MDL	Units	Q
218-01-9	Chrysene	ND	7400	1500	ug/kg	
111-91-1	bis(2-Chloroethoxy)methane	ND	7400	2600	ug/kg	
111-44-4	bis(2-Chloroethyl)ether	ND	7400	3400	ug/kg	
108-60-1	bis(2-Chloroisopropyl)ether	ND	7400	4000	ug/kg	
7005-72-3	4-Chlorophenyl phenyl ether	ND	7400	2800	ug/kg	
95-50-1	1,2-Dichlorobenzene	ND	7400	2400	ug/kg	
541-73-1	1,3-Dichlorobenzene	ND	7400	2200	ug/kg	
106-46-7	1,4-Dichlorobenzene	ND	7400	6200	ug/kg	
121-14-2	2,4-Dinitrotoluene	ND	7400	6800	ug/kg	
606-20-2	2,6-Dinitrotoluene	ND	15000	4700	ug/kg	
91-94-1	3,3'-Dichlorobenzidine	ND	37000	2100	ug/kg	
53-70-3	Dibenzo(a,h)anthracene	ND	7400	1900	ug/kg	
132-64-9	Dibenzofuran	ND	7400	2400	ug/kg	
122-39-4	Diphenylamine	ND	7400	1800	ug/kg	
84-74-2	Di-n-butyl phthalate	ND	7400	1500	ug/kg	
117-84-0	Di-n-octyl phthalate	3220	7400	1900	ug/kg	J
84-66-2	Diethyl phthalate	ND	7400	2500	ug/kg	
131-11-3	Dimethyl phthalate	ND	7400	2600	ug/kg	
117-81-7	bis(2-Ethylhexyl)phthalate	45000	7400	3200	ug/kg	
206-44-0	Fluoranthene	ND	7400	1500	ug/kg	
86-73-7	Fluorene	ND	7400	2600	ug/kg	
118-74-1	Hexachlorobenzene	ND	7400	1900	ug/kg	
87-68-3	Hexachlorobutadiene	ND	7400	2800	ug/kg	
77-47-4	Hexachlorocyclopentadiene	ND	7400	2100	ug/kg	
67-72-1	Hexachloroethane	ND	7400	2400	ug/kg	
193-39-5	Indeno(1,2,3-cd)pyrene	ND	7400	2100	ug/kg	
78-59-1	Isophorone	ND	7400	2500	ug/kg	
90-12-0	1-Methylnaphthalene	ND	7400	2400	ug/kg	
91-57-6	2-Methylnaphthalene	ND	7400	2400	ug/kg	
88-74-4	2-Nitroaniline	ND	7400	1800	ug/kg	
99-09-2	3-Nitroaniline	ND	7400	1800	ug/kg	
100-01-6	4-Nitroaniline	ND	7400	4400	ug/kg	
91-20-3	Naphthalene	ND	7400	2500	ug/kg	
98-95-3	Nitrobenzene	ND	7400	2400	ug/kg	
62-75-9	N-Nitrosodimethylamine	ND	74000	32000	ug/kg	
621-64-7	N-Nitroso-di-n-propylamine	ND	15000	8100	ug/kg	
85-01-8	Phenanthrene	ND	7400	1600	ug/kg	
129-00-0	Pyrene	ND	15000	10000	ug/kg	
110-86-1	Pyridine	ND	29000	3200	ug/kg	
120-82-1	1,2,4-Trichlorobenzene	ND	7400	5000	ug/kg	

ND = Not detected MDL - Method Detection Limit

RL = Reporting Limit

E = Indicates value exceeds calibration range

J = Indicates an estimated value

B = Indicates analyte found in associated method blank

N = Indicates presumptive evidence of a compound

## Report of Analysis

<b>Client Sample ID:</b> S17-1.0		<b>Date Sampled:</b> 07/21/11
<b>Lab Sample ID:</b> C17127-6		<b>Date Received:</b> 07/22/11
<b>Matrix:</b> SO - Soil		<b>Percent Solids:</b> n/a <sup>a</sup>
<b>Method:</b> SW846 8270C SW846 3550B		
<b>Project:</b> Romc Soil Investigation(Romc EPA) - 2081 Bay Road, East Palo Alto, CA		

**ABN Full List**

CAS No.	Surrogate Recoveries	Run# 1	Run# 2	Limits
367-12-4	2-Fluorophenol	53%		20-100%
4165-62-2	Phenol-d5	60%		20-100%
118-79-6	2,4,6-Tribromophenol	72%		30-100%
4165-60-0	Nitrobenzene-d5	56%		20-100%
321-60-8	2-Fluorobiphenyl	66%		20-106%
1718-51-0	Terphenyl-d14	113%		55-130%

- (a) All results reported on wet weight basis.
- (b) Dilution required due to matrix interference; non-target hydrocarbons.

---

ND = Not detected	MDL - Method Detection Limit	J = Indicates an estimated value
RL = Reporting Limit		B = Indicates analyte found in associated method blank
E = Indicates value exceeds calibration range		N = Indicates presumptive evidence of a compound



## Report of Analysis

<b>Client Sample ID:</b> S17-1.0		<b>Date Sampled:</b> 07/21/11
<b>Lab Sample ID:</b> C17127-6		<b>Date Received:</b> 07/22/11
<b>Matrix:</b> SO - Soil		<b>Percent Solids:</b> n/a <sup>a</sup>
<b>Method:</b> SW846 8015B		
<b>Project:</b> Romic Soil Investigation(Romic EPA) - 2081 Bay Road, East Palo Alto, CA		

Run #	File ID	DF	Analyzed	By	Prep Date	Prep Batch	Analytical Batch
Run #1	JK21583.D	1	08/03/11	TT	n/a	n/a	GJK889
Run #2							

Run #	Initial Weight	Final Volume	Methanol Aliquot
Run #1	5.32 g	5.0 ml	1.0 ul
Run #2			

**TPH Volatiles**

CAS No.	Compound	Result	RL	MDL	Units	Q
	TPH-GRO (C6-C10)	2390	470	230	mg/kg	
CAS No.	Surrogate Recoveries	Run# 1	Run# 2	Limits		
98-08-8	aaa-Trifluorotoluene	80%		60-157%		

(a) All results reported on wet weight basis.

ND = Not detected      MDL - Method Detection Limit  
 RL = Reporting Limit  
 E = Indicates value exceeds calibration range

J = Indicates an estimated value  
 B = Indicates analyte found in associated method blank  
 N = Indicates presumptive evidence of a compound

## Report of Analysis

<b>Client Sample ID:</b>	S17-1.0	<b>Date Sampled:</b>	07/21/11
<b>Lab Sample ID:</b>	C17127-6	<b>Date Received:</b>	07/22/11
<b>Matrix:</b>	SO - Soil	<b>Percent Solids:</b>	n/a <sup>a</sup>
<b>Method:</b>	SW846 8081A SW846 3545A	<b>Project:</b> Romic Soil Investigation(Romic EPA) - 2081 Bay Road, East Palo Alto, CA	

Run #	File ID	DF	Analyzed	By	Prep Date	Prep Batch	Analytical Batch
Run #1 <sup>b</sup>	OO23028.D	20	08/01/11	RV	07/25/11	OP4294	G00733
Run #2							

Run #	Initial Weight	Final Volume
Run #1	10.0 g	10.0 ml
Run #2		

## Pesticide PPL List

CAS No.	Compound	Result	RL	MDL	Units	Q
309-00-2	Aldrin	ND	500	200	ug/kg	
319-84-6	alpha-BHC	ND	500	220	ug/kg	
319-85-7	beta-BHC	ND	500	70	ug/kg	
319-86-8	delta-BHC	ND	500	70	ug/kg	
58-89-9	gamma-BHC (Lindane)	ND	500	150	ug/kg	
12789-03-6	Chlordane	ND	2000	2000	ug/kg	
60-57-1	Dieldrin	ND	500	60	ug/kg	
72-54-8	4,4' -DDD	ND	500	70	ug/kg	
72-55-9	4,4' -DDE	ND	500	60	ug/kg	
50-29-3	4,4' -DDT	ND	500	60	ug/kg	
72-20-8	Endrin	ND	500	60	ug/kg	
7421-93-4	Endrin aldehyde	ND	500	120	ug/kg	
959-98-8	Endosulfan-I	ND	500	70	ug/kg	
33213-65-9	Endosulfan-II	ND	500	70	ug/kg	
1031-07-8	Endosulfan sulfate	ND	500	160	ug/kg	
76-44-8	Heptachlor	ND	500	120	ug/kg	
1024-57-3	Heptachlor epoxide	ND	500	80	ug/kg	
72-43-5	Methoxychlor	ND	500	70	ug/kg	
8001-35-2	Toxaphene	ND	2000	2000	ug/kg	

CAS No.	Surrogate Recoveries	Run# 1	Run# 2	Limits
877-09-8	Tetrachloro-m-xylene	56%		35-132%
877-09-8	Tetrachloro-m-xylene	76%		35-132%
2051-24-3	Decachlorobiphenyl	91%		35-132%
2051-24-3	Decachlorobiphenyl	96%		35-132%

(a) All results reported on wet weight basis.

(b) Reporting limits raised due to high concentration of non-target compounds (hydrocarbons).

ND = Not detected MDL - Method Detection Limit

RL = Reporting Limit

E = Indicates value exceeds calibration range

J = Indicates an estimated value

B = Indicates analyte found in associated method blank

N = Indicates presumptive evidence of a compound

## Report of Analysis

<b>Client Sample ID:</b> S17-1.0		<b>Date Sampled:</b> 07/21/11
<b>Lab Sample ID:</b> C17127-6		<b>Date Received:</b> 07/22/11
<b>Matrix:</b> SO - Soil		<b>Percent Solids:</b> n/a <sup>a</sup>
<b>Method:</b> SW846 8082 SW846 3545A		
<b>Project:</b> Romic Soil Investigation(Romic EPA) - 2081 Bay Road, East Palo Alto, CA		

Run #1	File ID	DF	Analyzed	By	Prep Date	Prep Batch	Analytical Batch
Run #1	PP20464.D	5	07/26/11	RV	07/25/11	OP4295	GPP692
Run #2							

Run #1	Initial Weight	Final Volume
Run #1	10.0 g	10.0 ml
Run #2		

**PCB List**

CAS No.	Compound	Result	RL	MDL	Units	Q
12674-11-2	Aroclor 1016	ND	500	85	ug/kg	
11104-28-2	Aroclor 1221	ND	500	250	ug/kg	
11141-16-5	Aroclor 1232	ND	500	250	ug/kg	
53469-21-9	Aroclor 1242	ND	500	250	ug/kg	
12672-29-6	Aroclor 1248 <sup>b</sup>	874	500	250	ug/kg	
11097-69-1	Aroclor 1254 <sup>b</sup>	1770	500	250	ug/kg	
11096-82-5	Aroclor 1260 <sup>b</sup>	1120	500	100	ug/kg	

CAS No.	Surrogate Recoveries	Run# 1	Run# 2	Limits
877-09-8	Tetrachloro-m-xylene	85%		45-108%
877-09-8	Tetrachloro-m-xylene	94%		45-108%
2051-24-3	Decachlorobiphenyl	79%		54-121%
2051-24-3	Decachlorobiphenyl	74%		54-121%

(a) All results reported on wet weight basis.

(b) Estimated value due to the presence of multiple overlapping Aroclor patterns.

ND = Not detected      MDL - Method Detection Limit  
 RL = Reporting Limit  
 E = Indicates value exceeds calibration range

J = Indicates an estimated value  
 B = Indicates analyte found in associated method blank  
 N = Indicates presumptive evidence of a compound

## Report of Analysis

<b>Client Sample ID:</b> S17-1.0		<b>Date Sampled:</b> 07/21/11
<b>Lab Sample ID:</b> C17127-6		<b>Date Received:</b> 07/22/11
<b>Matrix:</b> SO - Soil		<b>Percent Solids:</b> n/a <sup>a</sup>
<b>Method:</b> SW846 8015B M SW846 3545A		
<b>Project:</b> Romic Soil Investigation(Romic EPA) - 2081 Bay Road, East Palo Alto, CA		

Run #	File ID	DF	Analyzed	By	Prep Date	Prep Batch	Analytical Batch
Run #1	HH15674.D	10	07/29/11	JH	07/26/11	OP4309	GHH532
Run #2							

Run #	Initial Weight	Final Volume
Run #1	10.1 g	1.0 ml
Run #2		

### TPH Extractable w/ Silica Gel Cleanup

CAS No.	Compound	Result	RL	MDL	Units	Q
	TPH (C10-C28)	811	99	50	mg/kg	
	TPH (> C28-C40)	556	200	99	mg/kg	

CAS No.	Surrogate Recoveries	Run# 1	Run# 2	Limits
630-01-3	Hexacosane	104%		45-140%

(a) All results reported on wet weight basis.

ND = Not detected      MDL - Method Detection Limit  
 RL = Reporting Limit  
 E = Indicates value exceeds calibration range

J = Indicates an estimated value  
 B = Indicates analyte found in associated method blank  
 N = Indicates presumptive evidence of a compound

## Report of Analysis

<b>Client Sample ID:</b>	S17-1.0	<b>Date Sampled:</b>	07/21/11
<b>Lab Sample ID:</b>	C17127-6	<b>Date Received:</b>	07/22/11
<b>Matrix:</b>	SO - Soil	<b>Percent Solids:</b>	n/a <sup>a</sup>
<b>Project:</b>	Romic Soil Investigation(Romic EPA) - 2081 Bay Road,East Palo Alto, CA		

## Metals Analysis

Analyte	Result	RL	Units	DF	Prep	Analyzed By	Method	Prep Method
Antimony <sup>b</sup>	< 3.6	3.6	mg/kg	2	07/25/11	07/27/11	DQ SW846 6010B <sup>3</sup>	SW846 3050B <sup>5</sup>
Arsenic <sup>b</sup>	< 3.6	3.6	mg/kg	2	07/25/11	07/27/11	DQ SW846 6010B <sup>3</sup>	SW846 3050B <sup>5</sup>
Barium	20.2	18	mg/kg	1	07/25/11	07/27/11	DQ SW846 6010B <sup>2</sup>	SW846 3050B <sup>5</sup>
Beryllium <sup>b</sup>	< 1.8	1.8	mg/kg	2	07/25/11	07/27/11	DQ SW846 6010B <sup>3</sup>	SW846 3050B <sup>5</sup>
Cadmium	< 0.91	0.91	mg/kg	1	07/25/11	07/27/11	DQ SW846 6010B <sup>2</sup>	SW846 3050B <sup>5</sup>
Chromium	165	0.91	mg/kg	1	07/25/11	07/27/11	DQ SW846 6010B <sup>2</sup>	SW846 3050B <sup>5</sup>
Cobalt <sup>b</sup>	22.3	1.8	mg/kg	2	07/25/11	07/27/11	DQ SW846 6010B <sup>3</sup>	SW846 3050B <sup>5</sup>
Copper	74.9	2.3	mg/kg	1	07/25/11	07/27/11	DQ SW846 6010B <sup>2</sup>	SW846 3050B <sup>5</sup>
Lead	3.4	1.8	mg/kg	1	07/25/11	07/27/11	DQ SW846 6010B <sup>2</sup>	SW846 3050B <sup>5</sup>
Mercury	< 0.040	0.040	mg/kg	1	07/25/11	07/25/11	PH SW846 7471A <sup>1</sup>	SW846 7471A <sup>4</sup>
Molybdenum	< 1.8	1.8	mg/kg	1	07/25/11	07/27/11	DQ SW846 6010B <sup>3</sup>	SW846 3050B <sup>5</sup>
Nickel	117	0.91	mg/kg	1	07/25/11	07/27/11	DQ SW846 6010B <sup>2</sup>	SW846 3050B <sup>5</sup>
Selenium <sup>b</sup>	7.1	3.6	mg/kg	2	07/25/11	07/27/11	DQ SW846 6010B <sup>3</sup>	SW846 3050B <sup>5</sup>
Silver	< 0.91	0.91	mg/kg	1	07/25/11	07/27/11	DQ SW846 6010B <sup>2</sup>	SW846 3050B <sup>5</sup>
Thallium <sup>b</sup>	< 3.6	3.6	mg/kg	2	07/25/11	07/27/11	DQ SW846 6010B <sup>3</sup>	SW846 3050B <sup>5</sup>
Vanadium <sup>b</sup>	93.7	1.8	mg/kg	2	07/25/11	07/27/11	DQ SW846 6010B <sup>3</sup>	SW846 3050B <sup>5</sup>
Zinc <sup>b</sup>	47.5	3.6	mg/kg	2	07/25/11	07/27/11	DQ SW846 6010B <sup>3</sup>	SW846 3050B <sup>5</sup>

- (1) Instrument QC Batch: MA2004  
(2) Instrument QC Batch: MA2008  
(3) Instrument QC Batch: MA2011  
(4) Prep QC Batch: MP3760  
(5) Prep QC Batch: MP3763

- (a) All results reported on wet weight basis.  
(b) Elevated reporting limit(s) due to matrix interference and/or dilution required for high interfering element.

RL = Reporting Limit

## Report of Analysis

<b>Client Sample ID:</b>	S17-3.5	<b>Date Sampled:</b>	07/21/11
<b>Lab Sample ID:</b>	C17127-7	<b>Date Received:</b>	07/22/11
<b>Matrix:</b>	SO - Soil	<b>Percent Solids:</b>	n/a <sup>a</sup>
<b>Method:</b>	SW846 8260B	<b>Project:</b> Romic Soil Investigation(Romic EPA) - 2081 Bay Road, East Palo Alto, CA	

Run #1	File ID	DF	Analyzed	By	Prep Date	Prep Batch	Analytical Batch
Run #2	M26202.D	1	08/03/11	TN	n/a	n/a	VM834

Run #1	Initial Weight	Final Volume	Methanol Aliquot
Run #2	6.49 g	5.0 ml	1.0 ul

## VOA 8260 List

CAS No.	Compound	Result	RL	MDL	Units	Q
67-64-1	Acetone	ND	390000	77000	ug/kg	
71-43-2	Benzene	ND	19000	5800	ug/kg	
108-86-1	Bromobenzene	ND	19000	5800	ug/kg	
74-97-5	Bromochloromethane	ND	19000	5800	ug/kg	
75-27-4	Bromodichloromethane	ND	19000	3900	ug/kg	
75-25-2	Bromoform	ND	19000	3900	ug/kg	
104-51-8	n-Butylbenzene	ND	19000	5800	ug/kg	
135-98-8	sec-Butylbenzene	ND	19000	5800	ug/kg	
98-06-6	tert-Butylbenzene	ND	19000	5800	ug/kg	
108-90-7	Chlorobenzene	ND	19000	5800	ug/kg	
75-00-3	Chloroethane	ND	19000	5800	ug/kg	
67-66-3	Chloroform	ND	19000	5800	ug/kg	
95-49-8	o-Chlorotoluene	ND	19000	5800	ug/kg	
106-43-4	p-Chlorotoluene	ND	19000	5800	ug/kg	
56-23-5	Carbon tetrachloride	ND	19000	3900	ug/kg	
75-34-3	1,1-Dichloroethane	ND	19000	3900	ug/kg	
75-35-4	1,1-Dichloroethylene	ND	19000	5800	ug/kg	
563-58-6	1,1-Dichloropropene	ND	19000	5800	ug/kg	
96-12-8	1,2-Dibromo-3-chloropropane	ND	19000	3900	ug/kg	
106-93-4	1,2-Dibromoethane	ND	19000	3900	ug/kg	
107-06-2	1,2-Dichloroethane	ND	19000	5800	ug/kg	
78-87-5	1,2-Dichloropropane	ND	19000	5800	ug/kg	
142-28-9	1,3-Dichloropropane	ND	19000	5800	ug/kg	
108-20-3	Di-Isopropyl ether	ND	19000	5800	ug/kg	
594-20-7	2,2-Dichloropropane	ND	19000	5800	ug/kg	
124-48-1	Dibromochloromethane	ND	19000	3900	ug/kg	
75-71-8	Dichlorodifluoromethane	ND	19000	3900	ug/kg	
156-59-2	cis-1,2-Dichloroethylene	86100	19000	5800	ug/kg	
10061-01-5	cis-1,3-Dichloropropene	ND	19000	5800	ug/kg	
541-73-1	m-Dichlorobenzene	ND	19000	5800	ug/kg	
95-50-1	o-Dichlorobenzene	ND	19000	5800	ug/kg	
106-46-7	p-Dichlorobenzene	ND	19000	5800	ug/kg	

ND = Not detected MDL - Method Detection Limit

RL = Reporting Limit

E = Indicates value exceeds calibration range

J = Indicates an estimated value

B = Indicates analyte found in associated method blank

N = Indicates presumptive evidence of a compound

## Report of Analysis

<b>Client Sample ID:</b>	S17-3.5	<b>Date Sampled:</b>	07/21/11
<b>Lab Sample ID:</b>	C17127-7	<b>Date Received:</b>	07/22/11
<b>Matrix:</b>	SO - Soil	<b>Percent Solids:</b>	n/a <sup>a</sup>
<b>Method:</b>	SW846 8260B		
<b>Project:</b>	Romic Soil Investigation(Romic EPA) - 2081 Bay Road, East Palo Alto, CA		

## VOA 8260 List

CAS No.	Compound	Result	RL	MDL	Units	Q
156-60-5	trans-1,2-Dichloroethylene	ND	19000	5800	ug/kg	
10061-02-6	trans-1,3-Dichloropropene	ND	19000	5800	ug/kg	
100-41-4	Ethylbenzene	68600	19000	5800	ug/kg	
637-92-3	Ethyl tert-Butyl Ether	ND	19000	5800	ug/kg	
591-78-6	2-Hexanone	ND	150000	19000	ug/kg	
87-68-3	Hexachlorobutadiene	ND	19000	3900	ug/kg	
98-82-8	Isopropylbenzene	ND	19000	5800	ug/kg	
99-87-6	p-Isopropyltoluene	ND	19000	5800	ug/kg	
108-10-1	4-Methyl-2-pentanone	ND	150000	58000	ug/kg	
74-83-9	Methyl bromide <sup>b</sup>	ND	19000	9600	ug/kg	
74-87-3	Methyl chloride	ND	19000	5800	ug/kg	
74-95-3	Methylene bromide	ND	19000	9600	ug/kg	
75-09-2	Methylene chloride	ND	96000	62000	ug/kg	
78-93-3	Methyl ethyl ketone	ND	150000	46000	ug/kg	
1634-04-4	Methyl Tert Butyl Ether	ND	19000	3900	ug/kg	
91-20-3	Naphthalene	ND	19000	5800	ug/kg	
103-65-1	n-Propylbenzene	10000	19000	5800	ug/kg	J
100-42-5	Styrene	ND	19000	3900	ug/kg	
994-05-8	Tert-Amyl Methyl Ether	ND	19000	4600	ug/kg	
75-65-0	Tert Butyl Alcohol	ND	150000	39000	ug/kg	
630-20-6	1,1,1,2-Tetrachloroethane	ND	19000	3900	ug/kg	
71-55-6	1,1,1-Trichloroethane	7930	19000	5800	ug/kg	J
79-34-5	1,1,2,2-Tetrachloroethane	ND	19000	3900	ug/kg	
79-00-5	1,1,2-Trichloroethane	ND	19000	3900	ug/kg	
87-61-6	1,2,3-Trichlorobenzene	ND	19000	5800	ug/kg	
96-18-4	1,2,3-Trichloropropane	ND	19000	5800	ug/kg	
120-82-1	1,2,4-Trichlorobenzene	ND	19000	5800	ug/kg	
95-63-6	1,2,4-Trimethylbenzene	72200	19000	5800	ug/kg	
108-67-8	1,3,5-Trimethylbenzene	21200	19000	5800	ug/kg	
127-18-4	Tetrachloroethylene	29400	19000	13000	ug/kg	
108-88-3	Toluene	177000	19000	5800	ug/kg	
79-01-6	Trichloroethylene	ND	19000	3900	ug/kg	
75-69-4	Trichlorofluoromethane	ND	19000	4600	ug/kg	
75-01-4	Vinyl chloride	ND	19000	9600	ug/kg	
1330-20-7	Xylene (total)	376000	39000	15000	ug/kg	

CAS No.	Surrogate Recoveries	Run# 1	Run# 2	Limits
1868-53-7	Dibromofluoromethane	91%		60-130%
2037-26-5	Toluene-D8	103%		60-130%

ND = Not detected MDL - Method Detection Limit

RL = Reporting Limit

E = Indicates value exceeds calibration range

J = Indicates an estimated value

B = Indicates analyte found in associated method blank

N = Indicates presumptive evidence of a compound

## Report of Analysis

<b>Client Sample ID:</b>	S17-3.5	<b>Date Sampled:</b>	07/21/11
<b>Lab Sample ID:</b>	C17127-7	<b>Date Received:</b>	07/22/11
<b>Matrix:</b>	SO - Soil	<b>Percent Solids:</b>	n/a <sup>a</sup>
<b>Method:</b>	SW846 8260B	<b>Project:</b> Romic Soil Investigation(Romic EPA) - 2081 Bay Road, East Palo Alto, CA	

### VOA 8260 List

CAS No.	Surrogate Recoveries	Run# 1	Run# 2	Limits
460-00-4	4-Bromofluorobenzene	104%		60-130%

- (a) All results reported on wet weight basis.
- (b) CCV outside of control limits (biased high); not detected in sample.

ND = Not detected      MDL - Method Detection Limit  
 RL = Reporting Limit  
 E = Indicates value exceeds calibration range

J = Indicates an estimated value  
 B = Indicates analyte found in associated method blank  
 N = Indicates presumptive evidence of a compound



## Report of Analysis

<b>Client Sample ID:</b>	R17-0.8	<b>Date Sampled:</b>	07/21/11
<b>Lab Sample ID:</b>	C17127-8	<b>Date Received:</b>	07/22/11
<b>Matrix:</b>	SO - Soil	<b>Percent Solids:</b>	n/a <sup>a</sup>
<b>Method:</b>	SW846 8260B	<b>Project:</b> Romic Soil Investigation(Romic EPA) - 2081 Bay Road, East Palo Alto, CA	

Run #1	File ID	DF	Analyzed	By	Prep Date	Prep Batch	Analytical Batch
Run #2	M26203.D	1	08/04/11	TN	n/a	n/a	VM834

Run #1	Initial Weight	Final Volume	Methanol Aliquot
Run #2	5.03 g	5.0 ml	1.0 ul

## VOA 8260 List

CAS No.	Compound	Result	RL	MDL	Units	Q
67-64-1	Acetone	ND	500000	99000	ug/kg	
71-43-2	Benzene	ND	25000	7500	ug/kg	
108-86-1	Bromobenzene	ND	25000	7500	ug/kg	
74-97-5	Bromochloromethane	ND	25000	7500	ug/kg	
75-27-4	Bromodichloromethane	ND	25000	5000	ug/kg	
75-25-2	Bromoform	ND	25000	5000	ug/kg	
104-51-8	n-Butylbenzene	39900	25000	7500	ug/kg	
135-98-8	sec-Butylbenzene	14300	25000	7500	ug/kg	J
98-06-6	tert-Butylbenzene	ND	25000	7500	ug/kg	
108-90-7	Chlorobenzene	ND	25000	7500	ug/kg	
75-00-3	Chloroethane	ND	25000	7500	ug/kg	
67-66-3	Chloroform	ND	25000	7500	ug/kg	
95-49-8	o-Chlorotoluene	ND	25000	7500	ug/kg	
106-43-4	p-Chlorotoluene	ND	25000	7500	ug/kg	
56-23-5	Carbon tetrachloride	ND	25000	5000	ug/kg	
75-34-3	1,1-Dichloroethane	20800	25000	5000	ug/kg	J
75-35-4	1,1-Dichloroethylene	ND	25000	7500	ug/kg	
563-58-6	1,1-Dichloropropene	ND	25000	7500	ug/kg	
96-12-8	1,2-Dibromo-3-chloropropane	ND	25000	5000	ug/kg	
106-93-4	1,2-Dibromoethane	ND	25000	5000	ug/kg	
107-06-2	1,2-Dichloroethane	ND	25000	7500	ug/kg	
78-87-5	1,2-Dichloropropane	ND	25000	7500	ug/kg	
142-28-9	1,3-Dichloropropane	ND	25000	7500	ug/kg	
108-20-3	Di-Isopropyl ether	ND	25000	7500	ug/kg	
594-20-7	2,2-Dichloropropane	ND	25000	7500	ug/kg	
124-48-1	Dibromochloromethane	ND	25000	5000	ug/kg	
75-71-8	Dichlorodifluoromethane	ND	25000	5000	ug/kg	
156-59-2	cis-1,2-Dichloroethylene	74700	25000	7500	ug/kg	
10061-01-5	cis-1,3-Dichloropropene	ND	25000	7500	ug/kg	
541-73-1	m-Dichlorobenzene	ND	25000	7500	ug/kg	
95-50-1	o-Dichlorobenzene	14200	25000	7500	ug/kg	J
106-46-7	p-Dichlorobenzene	ND	25000	7500	ug/kg	

ND = Not detected MDL - Method Detection Limit

RL = Reporting Limit

E = Indicates value exceeds calibration range

J = Indicates an estimated value

B = Indicates analyte found in associated method blank

N = Indicates presumptive evidence of a compound

## Report of Analysis

<b>Client Sample ID:</b>	R17-0.8	<b>Date Sampled:</b>	07/21/11
<b>Lab Sample ID:</b>	C17127-8	<b>Date Received:</b>	07/22/11
<b>Matrix:</b>	SO - Soil	<b>Percent Solids:</b>	n/a <sup>a</sup>
<b>Method:</b>	SW846 8260B		
<b>Project:</b>	Romic Soil Investigation(Romic EPA) - 2081 Bay Road,East Palo Alto,CA		

## VOA 8260 List

CAS No.	Compound	Result	RL	MDL	Units	Q
156-60-5	trans-1,2-Dichloroethylene	ND	25000	7500	ug/kg	
10061-02-6	trans-1,3-Dichloropropene	ND	25000	7500	ug/kg	
100-41-4	Ethylbenzene	99300	25000	7500	ug/kg	
637-92-3	Ethyl tert-Butyl Ether	ND	25000	7500	ug/kg	
591-78-6	2-Hexanone	ND	200000	25000	ug/kg	
87-68-3	Hexachlorobutadiene	ND	25000	5000	ug/kg	
98-82-8	Isopropylbenzene	8510	25000	7500	ug/kg	J
99-87-6	p-Isopropyltoluene	13900	25000	7500	ug/kg	J
108-10-1	4-Methyl-2-pentanone	ND	200000	75000	ug/kg	
74-83-9	Methyl bromide <sup>b</sup>	ND	25000	12000	ug/kg	
74-87-3	Methyl chloride	ND	25000	7500	ug/kg	
74-95-3	Methylene bromide	ND	25000	12000	ug/kg	
75-09-2	Methylene chloride	ND	120000	80000	ug/kg	
78-93-3	Methyl ethyl ketone	60800	200000	60000	ug/kg	J
1634-04-4	Methyl Tert Butyl Ether	ND	25000	5000	ug/kg	
91-20-3	Naphthalene	43400	25000	7500	ug/kg	
103-65-1	n-Propylbenzene	22300	25000	7500	ug/kg	J
100-42-5	Styrene	ND	25000	5000	ug/kg	
994-05-8	Tert-Amyl Methyl Ether	ND	25000	6000	ug/kg	
75-65-0	Tert Butyl Alcohol	ND	200000	50000	ug/kg	
630-20-6	1,1,1,2-Tetrachloroethane	ND	25000	5000	ug/kg	
71-55-6	1,1,1-Trichloroethane	ND	25000	7500	ug/kg	
79-34-5	1,1,2,2-Tetrachloroethane	ND	25000	5000	ug/kg	
79-00-5	1,1,2-Trichloroethane	ND	25000	5000	ug/kg	
87-61-6	1,2,3-Trichlorobenzene	ND	25000	7500	ug/kg	
96-18-4	1,2,3-Trichloropropane	ND	25000	7500	ug/kg	
120-82-1	1,2,4-Trichlorobenzene	ND	25000	7500	ug/kg	
95-63-6	1,2,4-Trimethylbenzene	164000	25000	7500	ug/kg	
108-67-8	1,3,5-Trimethylbenzene	52300	25000	7500	ug/kg	
127-18-4	Tetrachloroethylene	68800	25000	17000	ug/kg	
108-88-3	Toluene	205000	25000	7500	ug/kg	
79-01-6	Trichloroethylene	229000	25000	5000	ug/kg	
75-69-4	Trichlorofluoromethane	ND	25000	6000	ug/kg	
75-01-4	Vinyl chloride	ND	25000	12000	ug/kg	
1330-20-7	Xylene (total)	387000	50000	20000	ug/kg	

CAS No.	Surrogate Recoveries	Run# 1	Run# 2	Limits
1868-53-7	Dibromofluoromethane	90%		60-130%
2037-26-5	Toluene-D8	103%		60-130%

ND = Not detected MDL - Method Detection Limit

RL = Reporting Limit

E = Indicates value exceeds calibration range

J = Indicates an estimated value

B = Indicates analyte found in associated method blank

N = Indicates presumptive evidence of a compound

## Report of Analysis

<b>Client Sample ID:</b>	R17-0.8	<b>Date Sampled:</b>	07/21/11
<b>Lab Sample ID:</b>	C17127-8	<b>Date Received:</b>	07/22/11
<b>Matrix:</b>	SO - Soil	<b>Percent Solids:</b>	n/a <sup>a</sup>
<b>Method:</b>	SW846 8260B	<b>Project:</b> Romic Soil Investigation(Romic EPA) - 2081 Bay Road, East Palo Alto, CA	

### VOA 8260 List

CAS No.	Surrogate Recoveries	Run# 1	Run# 2	Limits
460-00-4	4-Bromofluorobenzene	105%		60-130%

- (a) All results reported on wet weight basis.
- (b) CCV outside of control limits (biased high); not detected in sample.

ND = Not detected      MDL - Method Detection Limit  
 RL = Reporting Limit  
 E = Indicates value exceeds calibration range

J = Indicates an estimated value  
 B = Indicates analyte found in associated method blank  
 N = Indicates presumptive evidence of a compound

## Report of Analysis

<b>Client Sample ID:</b>	R17-0.8	<b>Date Sampled:</b>	07/21/11
<b>Lab Sample ID:</b>	C17127-8A	<b>Date Received:</b>	07/22/11
<b>Matrix:</b>	SO - Soil	<b>Percent Solids:</b>	n/a <sup>a</sup>
<b>Method:</b>	SW846 8260B	<b>Project:</b> Romic Soil Investigation(Romic EPA) - 2081 Bay Road, East Palo Alto, CA	

Run #1	File ID	DF	Analyzed	By	Prep Date	Prep Batch	Analytical Batch
Run #1	M26236.D	1	08/04/11	TN	n/a	n/a	VM835
Run #2							

Run #1	Initial Weight	Final Volume	Methanol Aliquot
Run #1	5.03 g	5.0 ml	1.0 ul
Run #2			

## VOA 8260 List

CAS No.	Compound	Result	RL	MDL	Units	Q
67-64-1	Acetone	ND	500000	99000	ug/kg	
71-43-2	Benzene	ND	25000	7500	ug/kg	
108-86-1	Bromobenzene	ND	25000	7500	ug/kg	
74-97-5	Bromochloromethane	ND	25000	7500	ug/kg	
75-27-4	Bromodichloromethane	ND	25000	5000	ug/kg	
75-25-2	Bromoform	ND	25000	5000	ug/kg	
104-51-8	n-Butylbenzene	39800	25000	7500	ug/kg	
135-98-8	sec-Butylbenzene	13500	25000	7500	ug/kg	J
98-06-6	tert-Butylbenzene	ND	25000	7500	ug/kg	
108-90-7	Chlorobenzene	ND	25000	7500	ug/kg	
75-00-3	Chloroethane	ND	25000	7500	ug/kg	
67-66-3	Chloroform	ND	25000	7500	ug/kg	
95-49-8	o-Chlorotoluene	ND	25000	7500	ug/kg	
106-43-4	p-Chlorotoluene	ND	25000	7500	ug/kg	
56-23-5	Carbon tetrachloride	ND	25000	5000	ug/kg	
75-34-3	1,1-Dichloroethane	19800	25000	5000	ug/kg	J
75-35-4	1,1-Dichloroethylene	ND	25000	7500	ug/kg	
563-58-6	1,1-Dichloropropene	ND	25000	7500	ug/kg	
96-12-8	1,2-Dibromo-3-chloropropane	ND	25000	5000	ug/kg	
106-93-4	1,2-Dibromoethane	ND	25000	5000	ug/kg	
107-06-2	1,2-Dichloroethane	ND	25000	7500	ug/kg	
78-87-5	1,2-Dichloropropane	ND	25000	7500	ug/kg	
142-28-9	1,3-Dichloropropane	ND	25000	7500	ug/kg	
108-20-3	Di-Isopropyl ether	ND	25000	7500	ug/kg	
594-20-7	2,2-Dichloropropane	ND	25000	7500	ug/kg	
124-48-1	Dibromochloromethane	ND	25000	5000	ug/kg	
75-71-8	Dichlorodifluoromethane	ND	25000	5000	ug/kg	
156-59-2	cis-1,2-Dichloroethylene	71400	25000	7500	ug/kg	
10061-01-5	cis-1,3-Dichloropropene	ND	25000	7500	ug/kg	
541-73-1	m-Dichlorobenzene	ND	25000	7500	ug/kg	
95-50-1	o-Dichlorobenzene	13600	25000	7500	ug/kg	J
106-46-7	p-Dichlorobenzene	ND	25000	7500	ug/kg	

ND = Not detected MDL - Method Detection Limit

J = Indicates an estimated value

RL = Reporting Limit

B = Indicates analyte found in associated method blank

E = Indicates value exceeds calibration range

N = Indicates presumptive evidence of a compound

## Report of Analysis

<b>Client Sample ID:</b>	R17-0.8	<b>Date Sampled:</b>	07/21/11
<b>Lab Sample ID:</b>	C17127-8A	<b>Date Received:</b>	07/22/11
<b>Matrix:</b>	SO - Soil	<b>Percent Solids:</b>	n/a <sup>a</sup>
<b>Method:</b>	SW846 8260B		
<b>Project:</b>	Romic Soil Investigation(Romic EPA) - 2081 Bay Road,East Palo Alto,CA		

## VOA 8260 List

CAS No.	Compound	Result	RL	MDL	Units	Q
156-60-5	trans-1,2-Dichloroethylene	ND	25000	7500	ug/kg	
10061-02-6	trans-1,3-Dichloropropene	ND	25000	7500	ug/kg	
100-41-4	Ethylbenzene	94400	25000	7500	ug/kg	
637-92-3	Ethyl tert-Butyl Ether	ND	25000	7500	ug/kg	
591-78-6	2-Hexanone	ND	200000	25000	ug/kg	
87-68-3	Hexachlorobutadiene	ND	25000	5000	ug/kg	
98-82-8	Isopropylbenzene	8230	25000	7500	ug/kg	J
99-87-6	p-Isopropyltoluene	13600	25000	7500	ug/kg	J
108-10-1	4-Methyl-2-pentanone	ND	200000	75000	ug/kg	
74-83-9	Methyl bromide	ND	25000	12000	ug/kg	
74-87-3	Methyl chloride	ND	25000	7500	ug/kg	
74-95-3	Methylene bromide	ND	25000	12000	ug/kg	
75-09-2	Methylene chloride	ND	120000	80000	ug/kg	
78-93-3	Methyl ethyl ketone	ND	200000	60000	ug/kg	
1634-04-4	Methyl Tert Butyl Ether	ND	25000	5000	ug/kg	
91-20-3	Naphthalene	42100	25000	7500	ug/kg	
103-65-1	n-Propylbenzene	21600	25000	7500	ug/kg	J
100-42-5	Styrene	ND	25000	5000	ug/kg	
994-05-8	Tert-Amyl Methyl Ether	ND	25000	6000	ug/kg	
75-65-0	Tert Butyl Alcohol	ND	200000	50000	ug/kg	
630-20-6	1,1,1,2-Tetrachloroethane	ND	25000	5000	ug/kg	
71-55-6	1,1,1-Trichloroethane	ND	25000	7500	ug/kg	
79-34-5	1,1,2,2-Tetrachloroethane	ND	25000	5000	ug/kg	
79-00-5	1,1,2-Trichloroethane	ND	25000	5000	ug/kg	
87-61-6	1,2,3-Trichlorobenzene	ND	25000	7500	ug/kg	
96-18-4	1,2,3-Trichloropropane	ND	25000	7500	ug/kg	
120-82-1	1,2,4-Trichlorobenzene	ND	25000	7500	ug/kg	
95-63-6	1,2,4-Trimethylbenzene	158000	25000	7500	ug/kg	
108-67-8	1,3,5-Trimethylbenzene	51000	25000	7500	ug/kg	
127-18-4	Tetrachloroethylene	67900	25000	17000	ug/kg	
108-88-3	Toluene	197000	25000	7500	ug/kg	
79-01-6	Trichloroethylene	223000	25000	5000	ug/kg	
75-69-4	Trichlorofluoromethane	ND	25000	6000	ug/kg	
75-01-4	Vinyl chloride	ND	25000	12000	ug/kg	
1330-20-7	Xylene (total)	374000	50000	20000	ug/kg	

CAS No.	Surrogate Recoveries	Run# 1	Run# 2	Limits
1868-53-7	Dibromofluoromethane	90%		60-130%
2037-26-5	Toluene-D8	103%		60-130%

ND = Not detected MDL - Method Detection Limit

RL = Reporting Limit

E = Indicates value exceeds calibration range

J = Indicates an estimated value

B = Indicates analyte found in associated method blank

N = Indicates presumptive evidence of a compound

## Report of Analysis

<b>Client Sample ID:</b>	R17-0.8	<b>Date Sampled:</b>	07/21/11
<b>Lab Sample ID:</b>	C17127-8A	<b>Date Received:</b>	07/22/11
<b>Matrix:</b>	SO - Soil	<b>Percent Solids:</b>	n/a <sup>a</sup>
<b>Method:</b>	SW846 8260B	<b>Project:</b> Romic Soil Investigation(Romic EPA) - 2081 Bay Road, East Palo Alto, CA	

### VOA 8260 List

CAS No.	Surrogate Recoveries	Run# 1	Run# 2	Limits
460-00-4	4-Bromofluorobenzene	109%		60-130%

(a) All results reported on wet weight basis.

ND = Not detected      MDL - Method Detection Limit  
 RL = Reporting Limit  
 E = Indicates value exceeds calibration range

J = Indicates an estimated value  
 B = Indicates analyte found in associated method blank  
 N = Indicates presumptive evidence of a compound

## Report of Analysis

<b>Client Sample ID:</b>	R17-3.3	<b>Date Sampled:</b>	07/21/11
<b>Lab Sample ID:</b>	C17127-9	<b>Date Received:</b>	07/22/11
<b>Matrix:</b>	SO - Soil	<b>Percent Solids:</b>	n/a <sup>a</sup>
<b>Method:</b>	SW846 8260B	<b>Project:</b> Romic Soil Investigation(Romic EPA) - 2081 Bay Road, East Palo Alto, CA	

Run #	File ID	DF	Analyzed	By	Prep Date	Prep Batch	Analytical Batch
Run #1	M26204.D	1	08/04/11	TN	n/a	n/a	VM834
Run #2							

Run #	Initial Weight	Final Volume	Methanol Aliquot
Run #1	6.25 g	5.0 ml	0.50 ul
Run #2			

## VOA 8260 List

CAS No.	Compound	Result	RL	MDL	Units	Q
67-64-1	Acetone	ND	80000	16000	ug/kg	
71-43-2	Benzene	ND	40000	12000	ug/kg	
108-86-1	Bromobenzene	ND	40000	12000	ug/kg	
74-97-5	Bromochloromethane	ND	40000	12000	ug/kg	
75-27-4	Bromodichloromethane	ND	40000	8000	ug/kg	
75-25-2	Bromoform	ND	40000	8000	ug/kg	
104-51-8	n-Butylbenzene	ND	40000	12000	ug/kg	
135-98-8	sec-Butylbenzene	ND	40000	12000	ug/kg	
98-06-6	tert-Butylbenzene	ND	40000	12000	ug/kg	
108-90-7	Chlorobenzene	ND	40000	12000	ug/kg	
75-00-3	Chloroethane	ND	40000	12000	ug/kg	
67-66-3	Chloroform	ND	40000	12000	ug/kg	
95-49-8	o-Chlorotoluene	ND	40000	12000	ug/kg	
106-43-4	p-Chlorotoluene	ND	40000	12000	ug/kg	
56-23-5	Carbon tetrachloride	ND	40000	8000	ug/kg	
75-34-3	1,1-Dichloroethane	ND	40000	8000	ug/kg	
75-35-4	1,1-Dichloroethylene	ND	40000	12000	ug/kg	
563-58-6	1,1-Dichloropropene	ND	40000	12000	ug/kg	
96-12-8	1,2-Dibromo-3-chloropropane	ND	40000	8000	ug/kg	
106-93-4	1,2-Dibromoethane	ND	40000	8000	ug/kg	
107-06-2	1,2-Dichloroethane	ND	40000	12000	ug/kg	
78-87-5	1,2-Dichloropropane	ND	40000	12000	ug/kg	
142-28-9	1,3-Dichloropropane	ND	40000	12000	ug/kg	
108-20-3	Di-Isopropyl ether	ND	40000	12000	ug/kg	
594-20-7	2,2-Dichloropropane	ND	40000	12000	ug/kg	
124-48-1	Dibromochloromethane	ND	40000	8000	ug/kg	
75-71-8	Dichlorodifluoromethane	ND	40000	8000	ug/kg	
156-59-2	cis-1,2-Dichloroethylene	40300	40000	12000	ug/kg	
10061-01-5	cis-1,3-Dichloropropene	ND	40000	12000	ug/kg	
541-73-1	m-Dichlorobenzene	ND	40000	12000	ug/kg	
95-50-1	o-Dichlorobenzene	ND	40000	12000	ug/kg	
106-46-7	p-Dichlorobenzene	ND	40000	12000	ug/kg	

ND = Not detected MDL - Method Detection Limit

RL = Reporting Limit

E = Indicates value exceeds calibration range

J = Indicates an estimated value

B = Indicates analyte found in associated method blank

N = Indicates presumptive evidence of a compound

## Report of Analysis

<b>Client Sample ID:</b>	R17-3.3	<b>Date Sampled:</b>	07/21/11
<b>Lab Sample ID:</b>	C17127-9	<b>Date Received:</b>	07/22/11
<b>Matrix:</b>	SO - Soil	<b>Percent Solids:</b>	n/a <sup>a</sup>
<b>Method:</b>	SW846 8260B		
<b>Project:</b>	Romic Soil Investigation(Romic EPA) - 2081 Bay Road,East Palo Alto,CA		

## VOA 8260 List

CAS No.	Compound	Result	RL	MDL	Units	Q
156-60-5	trans-1,2-Dichloroethylene	ND	40000	12000	ug/kg	
10061-02-6	trans-1,3-Dichloropropene	ND	40000	12000	ug/kg	
100-41-4	Ethylbenzene	96600	40000	12000	ug/kg	
637-92-3	Ethyl tert-Butyl Ether	ND	40000	12000	ug/kg	
591-78-6	2-Hexanone	ND	320000	40000	ug/kg	
87-68-3	Hexachlorobutadiene	ND	40000	8000	ug/kg	
98-82-8	Isopropylbenzene	ND	40000	12000	ug/kg	
99-87-6	p-Isopropyltoluene	ND	40000	12000	ug/kg	
108-10-1	4-Methyl-2-pentanone	ND	320000	120000	ug/kg	
74-83-9	Methyl bromide <sup>b</sup>	ND	40000	20000	ug/kg	
74-87-3	Methyl chloride	ND	40000	12000	ug/kg	
74-95-3	Methylene bromide	ND	40000	20000	ug/kg	
75-09-2	Methylene chloride	ND	200000	130000	ug/kg	
78-93-3	Methyl ethyl ketone	ND	320000	96000	ug/kg	
1634-04-4	Methyl Tert Butyl Ether	ND	40000	8000	ug/kg	
91-20-3	Naphthalene	14500	40000	12000	ug/kg	J
103-65-1	n-Propylbenzene	ND	40000	12000	ug/kg	
100-42-5	Styrene	ND	40000	8000	ug/kg	
994-05-8	Tert-Amyl Methyl Ether	ND	40000	9600	ug/kg	
75-65-0	Tert Butyl Alcohol	ND	320000	80000	ug/kg	
630-20-6	1,1,1,2-Tetrachloroethane	ND	40000	8000	ug/kg	
71-55-6	1,1,1-Trichloroethane	12600	40000	12000	ug/kg	J
79-34-5	1,1,2,2-Tetrachloroethane	ND	40000	8000	ug/kg	
79-00-5	1,1,2-Trichloroethane	ND	40000	8000	ug/kg	
87-61-6	1,2,3-Trichlorobenzene	ND	40000	12000	ug/kg	
96-18-4	1,2,3-Trichloropropane	ND	40000	12000	ug/kg	
120-82-1	1,2,4-Trichlorobenzene	ND	40000	12000	ug/kg	
95-63-6	1,2,4-Trimethylbenzene	91300	40000	12000	ug/kg	
108-67-8	1,3,5-Trimethylbenzene	25000	40000	12000	ug/kg	J
127-18-4	Tetrachloroethylene	ND	40000	28000	ug/kg	
108-88-3	Toluene	937000	40000	12000	ug/kg	
79-01-6	Trichloroethylene	ND	40000	8000	ug/kg	
75-69-4	Trichlorofluoromethane	ND	40000	9600	ug/kg	
75-01-4	Vinyl chloride	ND	40000	20000	ug/kg	
1330-20-7	Xylene (total)	497000	80000	32000	ug/kg	

CAS No.	Surrogate Recoveries	Run# 1	Run# 2	Limits
1868-53-7	Dibromofluoromethane	88%		60-130%
2037-26-5	Toluene-D8	103%		60-130%

ND = Not detected MDL - Method Detection Limit

RL = Reporting Limit

E = Indicates value exceeds calibration range

J = Indicates an estimated value

B = Indicates analyte found in associated method blank

N = Indicates presumptive evidence of a compound



## Report of Analysis

<b>Client Sample ID:</b>	R17-3.3	<b>Date Sampled:</b>	07/21/11
<b>Lab Sample ID:</b>	C17127-9	<b>Date Received:</b>	07/22/11
<b>Matrix:</b>	SO - Soil	<b>Percent Solids:</b>	n/a <sup>a</sup>
<b>Method:</b>	SW846 8260B	<b>Project:</b> Romic Soil Investigation(Romic EPA) - 2081 Bay Road, East Palo Alto, CA	

### VOA 8260 List

CAS No.	Surrogate Recoveries	Run# 1	Run# 2	Limits
460-00-4	4-Bromofluorobenzene	100%		60-130%

- (a) All results reported on wet weight basis.
- (b) CCV outside of control limits (biased high); not detected in sample.

ND = Not detected      MDL - Method Detection Limit  
 RL = Reporting Limit  
 E = Indicates value exceeds calibration range

J = Indicates an estimated value  
 B = Indicates analyte found in associated method blank  
 N = Indicates presumptive evidence of a compound

## Report of Analysis

<b>Client Sample ID:</b>	R17-6.3	<b>Date Sampled:</b>	07/21/11
<b>Lab Sample ID:</b>	C17127-10	<b>Date Received:</b>	07/22/11
<b>Matrix:</b>	SO - Soil	<b>Percent Solids:</b>	n/a <sup>a</sup>
<b>Method:</b>	SW846 8260B	<b>Project:</b> Romic Soil Investigation(Romic EPA) - 2081 Bay Road, East Palo Alto, CA	

Run #1	File ID	DF	Analyzed	By	Prep Date	Prep Batch	Analytical Batch
Run #1	M26205.D	1	08/04/11	TN	n/a	n/a	VM834
Run #2							

Run #1	Initial Weight	Final Volume	Methanol Aliquot
Run #1	6.77 g	5.0 ml	100 ul
Run #2			

## VOA 8260 List

CAS No.	Compound	Result	RL	MDL	Units	Q
67-64-1	Acetone	ND	3700	740	ug/kg	
71-43-2	Benzene	ND	180	55	ug/kg	
108-86-1	Bromobenzene	ND	180	55	ug/kg	
74-97-5	Bromochloromethane	ND	180	55	ug/kg	
75-27-4	Bromodichloromethane	ND	180	37	ug/kg	
75-25-2	Bromoform	ND	180	37	ug/kg	
104-51-8	n-Butylbenzene	ND	180	55	ug/kg	
135-98-8	sec-Butylbenzene	ND	180	55	ug/kg	
98-06-6	tert-Butylbenzene	ND	180	55	ug/kg	
108-90-7	Chlorobenzene	ND	180	55	ug/kg	
75-00-3	Chloroethane	ND	180	55	ug/kg	
67-66-3	Chloroform	ND	180	55	ug/kg	
95-49-8	o-Chlorotoluene	ND	180	55	ug/kg	
106-43-4	p-Chlorotoluene	ND	180	55	ug/kg	
56-23-5	Carbon tetrachloride	ND	180	37	ug/kg	
75-34-3	1,1-Dichloroethane	ND	180	37	ug/kg	
75-35-4	1,1-Dichloroethylene	ND	180	55	ug/kg	
563-58-6	1,1-Dichloropropene	ND	180	55	ug/kg	
96-12-8	1,2-Dibromo-3-chloropropane	ND	180	37	ug/kg	
106-93-4	1,2-Dibromoethane	ND	180	37	ug/kg	
107-06-2	1,2-Dichloroethane	ND	180	55	ug/kg	
78-87-5	1,2-Dichloropropane	ND	180	55	ug/kg	
142-28-9	1,3-Dichloropropane	ND	180	55	ug/kg	
108-20-3	Di-Isopropyl ether	ND	180	55	ug/kg	
594-20-7	2,2-Dichloropropane	ND	180	55	ug/kg	
124-48-1	Dibromochloromethane	ND	180	37	ug/kg	
75-71-8	Dichlorodifluoromethane	ND	180	37	ug/kg	
156-59-2	cis-1,2-Dichloroethylene	ND	180	55	ug/kg	
10061-01-5	cis-1,3-Dichloropropene	ND	180	55	ug/kg	
541-73-1	m-Dichlorobenzene	ND	180	55	ug/kg	
95-50-1	o-Dichlorobenzene	ND	180	55	ug/kg	
106-46-7	p-Dichlorobenzene	ND	180	55	ug/kg	

ND = Not detected MDL - Method Detection Limit

RL = Reporting Limit

E = Indicates value exceeds calibration range

J = Indicates an estimated value

B = Indicates analyte found in associated method blank

N = Indicates presumptive evidence of a compound

## Report of Analysis

<b>Client Sample ID:</b>	R17-6.3	<b>Date Sampled:</b>	07/21/11
<b>Lab Sample ID:</b>	C17127-10	<b>Date Received:</b>	07/22/11
<b>Matrix:</b>	SO - Soil	<b>Percent Solids:</b>	n/a <sup>a</sup>
<b>Method:</b>	SW846 8260B	<b>Project:</b> Romic Soil Investigation(Romic EPA) - 2081 Bay Road,East Palo Alto,CA	

## VOA 8260 List

CAS No.	Compound	Result	RL	MDL	Units	Q
156-60-5	trans-1,2-Dichloroethylene	ND	180	55	ug/kg	
10061-02-6	trans-1,3-Dichloropropene	ND	180	55	ug/kg	
100-41-4	Ethylbenzene	157	180	55	ug/kg	J
637-92-3	Ethyl tert-Butyl Ether	ND	180	55	ug/kg	
591-78-6	2-Hexanone	ND	1500	180	ug/kg	
87-68-3	Hexachlorobutadiene	ND	180	37	ug/kg	
98-82-8	Isopropylbenzene	ND	180	55	ug/kg	
99-87-6	p-Isopropyltoluene	ND	180	55	ug/kg	
108-10-1	4-Methyl-2-pentanone	ND	1500	550	ug/kg	
74-83-9	Methyl bromide <sup>b</sup>	ND	180	92	ug/kg	
74-87-3	Methyl chloride	ND	180	55	ug/kg	
74-95-3	Methylene bromide	ND	180	92	ug/kg	
75-09-2	Methylene chloride	ND	920	590	ug/kg	
78-93-3	Methyl ethyl ketone	ND	1500	440	ug/kg	
1634-04-4	Methyl Tert Butyl Ether	ND	180	37	ug/kg	
91-20-3	Naphthalene	57.3	180	55	ug/kg	J
103-65-1	n-Propylbenzene	ND	180	55	ug/kg	
100-42-5	Styrene	ND	180	37	ug/kg	
994-05-8	Tert-Amyl Methyl Ether	ND	180	44	ug/kg	
75-65-0	Tert Butyl Alcohol	ND	1500	370	ug/kg	
630-20-6	1,1,1,2-Tetrachloroethane	ND	180	37	ug/kg	
71-55-6	1,1,1-Trichloroethane	ND	180	55	ug/kg	
79-34-5	1,1,2,2-Tetrachloroethane	ND	180	37	ug/kg	
79-00-5	1,1,2-Trichloroethane	ND	180	37	ug/kg	
87-61-6	1,2,3-Trichlorobenzene	ND	180	55	ug/kg	
96-18-4	1,2,3-Trichloropropane	ND	180	55	ug/kg	
120-82-1	1,2,4-Trichlorobenzene	ND	180	55	ug/kg	
95-63-6	1,2,4-Trimethylbenzene	62.0	180	55	ug/kg	J
108-67-8	1,3,5-Trimethylbenzene	ND	180	55	ug/kg	
127-18-4	Tetrachloroethylene	ND	180	130	ug/kg	
108-88-3	Toluene	68.4	180	55	ug/kg	J
79-01-6	Trichloroethylene	ND	180	37	ug/kg	
75-69-4	Trichlorofluoromethane	ND	180	44	ug/kg	
75-01-4	Vinyl chloride	ND	180	92	ug/kg	
1330-20-7	Xylene (total)	208	370	150	ug/kg	J

CAS No.	Surrogate Recoveries	Run# 1	Run# 2	Limits
1868-53-7	Dibromofluoromethane	89%		60-130%
2037-26-5	Toluene-D8	102%		60-130%

ND = Not detected MDL - Method Detection Limit

RL = Reporting Limit

E = Indicates value exceeds calibration range

J = Indicates an estimated value

B = Indicates analyte found in associated method blank

N = Indicates presumptive evidence of a compound

## Report of Analysis

<b>Client Sample ID:</b>	R17-6.3	<b>Date Sampled:</b>	07/21/11
<b>Lab Sample ID:</b>	C17127-10	<b>Date Received:</b>	07/22/11
<b>Matrix:</b>	SO - Soil	<b>Percent Solids:</b>	n/a <sup>a</sup>
<b>Method:</b>	SW846 8260B	<b>Project:</b> Romic Soil Investigation(Romic EPA) - 2081 Bay Road, East Palo Alto, CA	

### VOA 8260 List

CAS No.	Surrogate Recoveries	Run# 1	Run# 2	Limits
460-00-4	4-Bromofluorobenzene	100%		60-130%

- (a) All results reported on wet weight basis.
- (b) CCV outside of control limits (biased high); not detected in sample.

ND = Not detected      MDL - Method Detection Limit  
 RL = Reporting Limit  
 E = Indicates value exceeds calibration range

J = Indicates an estimated value  
 B = Indicates analyte found in associated method blank  
 N = Indicates presumptive evidence of a compound

## Report of Analysis

<b>Client Sample ID:</b>	Q17-1.9	<b>Date Sampled:</b>	07/21/11
<b>Lab Sample ID:</b>	C17127-11	<b>Date Received:</b>	07/22/11
<b>Matrix:</b>	SO - Soil	<b>Percent Solids:</b>	n/a <sup>a</sup>
<b>Method:</b>	SW846 8260B	<b>Project:</b> Romic Soil Investigation(Romic EPA) - 2081 Bay Road, East Palo Alto, CA	

Run #	File ID	DF	Analyzed	By	Prep Date	Prep Batch	Analytical Batch
Run #1	L9508.D	1	08/04/11	TF	n/a	n/a	VL298
Run #2							

Run #	Initial Weight	Final Volume	Methanol Aliquot
Run #1	5.57 g	5.0 ml	1.0 ul
Run #2			

## VOA 8260 List

CAS No.	Compound	Result	RL	MDL	Units	Q
67-64-1	Acetone	ND	450000	90000	ug/kg	
71-43-2	Benzene	ND	22000	6700	ug/kg	
108-86-1	Bromobenzene	ND	22000	6700	ug/kg	
74-97-5	Bromochloromethane	ND	22000	6700	ug/kg	
75-27-4	Bromodichloromethane	ND	22000	4500	ug/kg	
75-25-2	Bromoform	ND	22000	4500	ug/kg	
104-51-8	n-Butylbenzene	8980	22000	6700	ug/kg	J
135-98-8	sec-Butylbenzene	ND	22000	6700	ug/kg	
98-06-6	tert-Butylbenzene	ND	22000	6700	ug/kg	
108-90-7	Chlorobenzene	ND	22000	6700	ug/kg	
75-00-3	Chloroethane	ND	22000	6700	ug/kg	
67-66-3	Chloroform	ND	22000	6700	ug/kg	
95-49-8	o-Chlorotoluene	ND	22000	6700	ug/kg	
106-43-4	p-Chlorotoluene	ND	22000	6700	ug/kg	
56-23-5	Carbon tetrachloride	ND	22000	4500	ug/kg	
75-34-3	1,1-Dichloroethane	5090	22000	4500	ug/kg	J
75-35-4	1,1-Dichloroethylene	ND	22000	6700	ug/kg	
563-58-6	1,1-Dichloropropene	ND	22000	6700	ug/kg	
96-12-8	1,2-Dibromo-3-chloropropane	ND	22000	4500	ug/kg	
106-93-4	1,2-Dibromoethane	ND	22000	4500	ug/kg	
107-06-2	1,2-Dichloroethane	ND	22000	6700	ug/kg	
78-87-5	1,2-Dichloropropane	ND	22000	6700	ug/kg	
142-28-9	1,3-Dichloropropane	ND	22000	6700	ug/kg	
108-20-3	Di-Isopropyl ether	ND	22000	6700	ug/kg	
594-20-7	2,2-Dichloropropane	ND	22000	6700	ug/kg	
124-48-1	Dibromochloromethane	ND	22000	4500	ug/kg	
75-71-8	Dichlorodifluoromethane	ND	22000	4500	ug/kg	
156-59-2	cis-1,2-Dichloroethylene	163000	22000	6700	ug/kg	
10061-01-5	cis-1,3-Dichloropropene	ND	22000	6700	ug/kg	
541-73-1	m-Dichlorobenzene	ND	22000	6700	ug/kg	
95-50-1	o-Dichlorobenzene	ND	22000	6700	ug/kg	
106-46-7	p-Dichlorobenzene	ND	22000	6700	ug/kg	

ND = Not detected MDL - Method Detection Limit

RL = Reporting Limit

E = Indicates value exceeds calibration range

J = Indicates an estimated value

B = Indicates analyte found in associated method blank

N = Indicates presumptive evidence of a compound

## Report of Analysis

<b>Client Sample ID:</b>	Q17-1.9	<b>Date Sampled:</b>	07/21/11
<b>Lab Sample ID:</b>	C17127-11	<b>Date Received:</b>	07/22/11
<b>Matrix:</b>	SO - Soil	<b>Percent Solids:</b>	n/a <sup>a</sup>
<b>Method:</b>	SW846 8260B		
<b>Project:</b>	Romic Soil Investigation(Romic EPA) - 2081 Bay Road,East Palo Alto,CA		

## VOA 8260 List

CAS No.	Compound	Result	RL	MDL	Units	Q
156-60-5	trans-1,2-Dichloroethylene	ND	22000	6700	ug/kg	
10061-02-6	trans-1,3-Dichloropropene	ND	22000	6700	ug/kg	
100-41-4	Ethylbenzene	63500	22000	6700	ug/kg	
637-92-3	Ethyl tert-Butyl Ether	ND	22000	6700	ug/kg	
591-78-6	2-Hexanone	ND	180000	22000	ug/kg	
87-68-3	Hexachlorobutadiene	ND	22000	4500	ug/kg	
98-82-8	Isopropylbenzene	ND	22000	6700	ug/kg	
99-87-6	p-Isopropyltoluene	ND	22000	6700	ug/kg	
108-10-1	4-Methyl-2-pentanone	ND	180000	67000	ug/kg	
74-83-9	Methyl bromide	ND	22000	11000	ug/kg	
74-87-3	Methyl chloride	ND	22000	6700	ug/kg	
74-95-3	Methylene bromide	ND	22000	11000	ug/kg	
75-09-2	Methylene chloride	ND	110000	72000	ug/kg	
78-93-3	Methyl ethyl ketone	57200	180000	54000	ug/kg	J
1634-04-4	Methyl Tert Butyl Ether	ND	22000	4500	ug/kg	
91-20-3	Naphthalene	15900	22000	6700	ug/kg	J
103-65-1	n-Propylbenzene	7350	22000	6700	ug/kg	J
100-42-5	Styrene	ND	22000	4500	ug/kg	
994-05-8	Tert-Amyl Methyl Ether	ND	22000	5400	ug/kg	
75-65-0	Tert Butyl Alcohol	ND	180000	45000	ug/kg	
630-20-6	1,1,1,2-Tetrachloroethane	ND	22000	4500	ug/kg	
71-55-6	1,1,1-Trichloroethane	9310	22000	6700	ug/kg	J
79-34-5	1,1,2,2-Tetrachloroethane	4930	22000	4500	ug/kg	J
79-00-5	1,1,2-Trichloroethane	6890	22000	4500	ug/kg	J
87-61-6	1,2,3-Trichlorobenzene	ND	22000	6700	ug/kg	
96-18-4	1,2,3-Trichloropropane	ND	22000	6700	ug/kg	
120-82-1	1,2,4-Trichlorobenzene	ND	22000	6700	ug/kg	
95-63-6	1,2,4-Trimethylbenzene	68600	22000	6700	ug/kg	
108-67-8	1,3,5-Trimethylbenzene	18400	22000	6700	ug/kg	J
127-18-4	Tetrachloroethylene	28100	22000	16000	ug/kg	
108-88-3	Toluene	198000	22000	6700	ug/kg	
79-01-6	Trichloroethylene	65600	22000	4500	ug/kg	
75-69-4	Trichlorofluoromethane	ND	22000	5400	ug/kg	
75-01-4	Vinyl chloride	ND	22000	11000	ug/kg	
1330-20-7	Xylene (total)	366000	45000	18000	ug/kg	

CAS No.	Surrogate Recoveries	Run# 1	Run# 2	Limits
1868-53-7	Dibromofluoromethane	97%		60-130%
2037-26-5	Toluene-D8	102%		60-130%

ND = Not detected MDL - Method Detection Limit

RL = Reporting Limit

E = Indicates value exceeds calibration range

J = Indicates an estimated value

B = Indicates analyte found in associated method blank

N = Indicates presumptive evidence of a compound

## Report of Analysis

<b>Client Sample ID:</b> Q17-1.9		
<b>Lab Sample ID:</b> C17127-11		<b>Date Sampled:</b> 07/21/11
<b>Matrix:</b> SO - Soil		<b>Date Received:</b> 07/22/11
<b>Method:</b> SW846 8260B		<b>Percent Solids:</b> n/a <sup>a</sup>
<b>Project:</b> Romic Soil Investigation(Romic EPA) - 2081 Bay Road, East Palo Alto, CA		

### VOA 8260 List

CAS No.	Surrogate Recoveries	Run# 1	Run# 2	Limits
460-00-4	4-Bromofluorobenzene	102%		60-130%

(a) All results reported on wet weight basis.

ND = Not detected      MDL - Method Detection Limit  
 RL = Reporting Limit  
 E = Indicates value exceeds calibration range

J = Indicates an estimated value  
 B = Indicates analyte found in associated method blank  
 N = Indicates presumptive evidence of a compound

## Report of Analysis

<b>Client Sample ID:</b>	Q17-1.9	<b>Date Sampled:</b>	07/21/11
<b>Lab Sample ID:</b>	C17127-11	<b>Date Received:</b>	07/22/11
<b>Matrix:</b>	SO - Soil	<b>Percent Solids:</b>	n/a <sup>a</sup>
<b>Method:</b>	SW846 8270C SW846 3550B	<b>Project:</b> Romic Soil Investigation(Romic EPA) - 2081 Bay Road, East Palo Alto, CA	

Run #1	File ID	DF	Analyzed	By	Prep Date	Prep Batch	Analytical Batch
Run #1	Y9035.D	1	07/27/11	MT	07/26/11	OP4307	EY431
Run #2							

Run #1	Initial Weight	Final Volume
Run #1	10.1 g	1.0 ml
Run #2		

## ABN Full List

CAS No.	Compound	Result	RL	MDL	Units	Q
65-85-0	Benzoic acid	ND	990	880	ug/kg	
95-57-8	2-Chlorophenol	ND	990	670	ug/kg	
59-50-7	4-Chloro-3-methyl phenol	ND	500	420	ug/kg	
120-83-2	2,4-Dichlorophenol	ND	500	140	ug/kg	
105-67-9	2,4-Dimethylphenol	ND	500	150	ug/kg	
51-28-5	2,4-Dinitrophenol	ND	2500	840	ug/kg	
534-52-1	4,6-Dinitro-o-cresol	ND	2000	1000	ug/kg	
95-48-7	2-Methylphenol	211	500	170	ug/kg	J
	3&4-Methylphenol	385	500	150	ug/kg	J
88-75-5	2-Nitrophenol	ND	500	130	ug/kg	
100-02-7	4-Nitrophenol	ND	2000	1200	ug/kg	
87-86-5	Pentachlorophenol	ND	500	420	ug/kg	
108-95-2	Phenol	ND	2000	1300	ug/kg	
95-95-4	2,4,5-Trichlorophenol	ND	500	120	ug/kg	
88-06-2	2,4,6-Trichlorophenol	ND	500	160	ug/kg	
83-32-9	Acenaphthene	ND	990	500	ug/kg	
208-96-8	Acenaphthylene	ND	500	200	ug/kg	
62-53-3	Aniline	ND	500	140	ug/kg	
120-12-7	Anthracene	ND	500	99	ug/kg	
103-33-3	Azobenzene	ND	500	170	ug/kg	
92-87-5	Benzidine	ND	2500	720	ug/kg	
56-55-3	Benzo(a)anthracene	ND	500	69	ug/kg	
50-32-8	Benzo(a)pyrene	ND	500	89	ug/kg	
205-99-2	Benzo(b)fluoranthene	ND	500	59	ug/kg	
191-24-2	Benzo(g,h,i)perylene	ND	500	150	ug/kg	
207-08-9	Benzo(k)fluoranthene	ND	500	120	ug/kg	
101-55-3	4-Bromophenyl phenyl ether	ND	500	150	ug/kg	
85-68-7	Butyl benzyl phthalate	ND	500	110	ug/kg	
100-51-6	Benzyl Alcohol	ND	990	160	ug/kg	
91-58-7	2-Chloronaphthalene	ND	500	180	ug/kg	
106-47-8	4-Chloroaniline	ND	500	140	ug/kg	
86-74-8	Carbazole	ND	500	79	ug/kg	

ND = Not detected MDL - Method Detection Limit

RL = Reporting Limit

E = Indicates value exceeds calibration range

J = Indicates an estimated value

B = Indicates analyte found in associated method blank

N = Indicates presumptive evidence of a compound



## Report of Analysis

<b>Client Sample ID:</b>	Q17-1.9	<b>Date Sampled:</b>	07/21/11
<b>Lab Sample ID:</b>	C17127-11	<b>Date Received:</b>	07/22/11
<b>Matrix:</b>	SO - Soil	<b>Percent Solids:</b>	n/a <sup>a</sup>
<b>Method:</b>	SW846 8270C SW846 3550B		
<b>Project:</b>	Romic Soil Investigation(Romic EPA) - 2081 Bay Road, East Palo Alto, CA		

## ABN Full List

CAS No.	Compound	Result	RL	MDL	Units	Q
218-01-9	Chrysene	ND	500	99	ug/kg	
111-91-1	bis(2-Chloroethoxy)methane	ND	500	180	ug/kg	
111-44-4	bis(2-Chloroethyl)ether	ND	500	230	ug/kg	
108-60-1	bis(2-Chloroisopropyl)ether	ND	500	270	ug/kg	
7005-72-3	4-Chlorophenyl phenyl ether	ND	500	190	ug/kg	
95-50-1	1,2-Dichlorobenzene	ND	500	160	ug/kg	
541-73-1	1,3-Dichlorobenzene	ND	500	150	ug/kg	
106-46-7	1,4-Dichlorobenzene	ND	500	420	ug/kg	
121-14-2	2,4-Dinitrotoluene	ND	500	460	ug/kg	
606-20-2	2,6-Dinitrotoluene	ND	990	320	ug/kg	
91-94-1	3,3'-Dichlorobenzidine	ND	2500	140	ug/kg	
53-70-3	Dibenzo(a,h)anthracene	ND	500	130	ug/kg	
132-64-9	Dibenzofuran	ND	500	160	ug/kg	
122-39-4	Diphenylamine	ND	500	120	ug/kg	
84-74-2	Di-n-butyl phthalate	ND	500	99	ug/kg	
117-84-0	Di-n-octyl phthalate	ND	500	130	ug/kg	
84-66-2	Diethyl phthalate	ND	500	170	ug/kg	
131-11-3	Dimethyl phthalate	ND	500	180	ug/kg	
117-81-7	bis(2-Ethylhexyl)phthalate	ND	500	220	ug/kg	
206-44-0	Fluoranthene	ND	500	99	ug/kg	
86-73-7	Fluorene	ND	500	180	ug/kg	
118-74-1	Hexachlorobenzene	ND	500	130	ug/kg	
87-68-3	Hexachlorobutadiene	ND	500	190	ug/kg	
77-47-4	Hexachlorocyclopentadiene	ND	500	140	ug/kg	
67-72-1	Hexachloroethane	ND	500	160	ug/kg	
193-39-5	Indeno(1,2,3-cd)pyrene	ND	500	140	ug/kg	
78-59-1	Isophorone	ND	500	170	ug/kg	
90-12-0	1-Methylnaphthalene	ND	500	160	ug/kg	
91-57-6	2-Methylnaphthalene	184	500	160	ug/kg	J
88-74-4	2-Nitroaniline	ND	500	120	ug/kg	
99-09-2	3-Nitroaniline	ND	500	120	ug/kg	
100-01-6	4-Nitroaniline	ND	500	300	ug/kg	
91-20-3	Naphthalene	2220	500	170	ug/kg	
98-95-3	Nitrobenzene	ND	500	160	ug/kg	
62-75-9	N-Nitrosodimethylamine	ND	5000	2200	ug/kg	
621-64-7	N-Nitroso-di-n-propylamine	ND	990	540	ug/kg	
85-01-8	Phenanthrene	ND	500	110	ug/kg	
129-00-0	Pyrene	ND	990	670	ug/kg	
110-86-1	Pyridine	ND	2000	220	ug/kg	
120-82-1	1,2,4-Trichlorobenzene	ND	500	340	ug/kg	

ND = Not detected MDL - Method Detection Limit

RL = Reporting Limit

E = Indicates value exceeds calibration range

J = Indicates an estimated value

B = Indicates analyte found in associated method blank

N = Indicates presumptive evidence of a compound

## Report of Analysis

<b>Client Sample ID:</b> Q17-1.9		
<b>Lab Sample ID:</b> C17127-11		<b>Date Sampled:</b> 07/21/11
<b>Matrix:</b> SO - Soil		<b>Date Received:</b> 07/22/11
<b>Method:</b> SW846 8270C SW846 3550B		<b>Percent Solids:</b> n/a <sup>a</sup>
<b>Project:</b> Romic Soil Investigation(Romic EPA) - 2081 Bay Road, East Palo Alto, CA		

### ABN Full List

CAS No.	Surrogate Recoveries	Run# 1	Run# 2	Limits
367-12-4	2-Fluorophenol	19% <sup>b</sup>		20-100%
4165-62-2	Phenol-d5	0% <sup>b</sup>		20-100%
118-79-6	2,4,6-Tribromophenol	76%		30-100%
4165-60-0	Nitrobenzene-d5	42%		20-100%
321-60-8	2-Fluorobiphenyl	45%		20-106%
1718-51-0	Terphenyl-d14	89%		55-130%

- (a) All results reported on wet weight basis.
- (b) Outside control limits due to matrix interference.

---

ND = Not detected      MDL - Method Detection Limit      J = Indicates an estimated value  
 RL = Reporting Limit      B = Indicates analyte found in associated method blank  
 E = Indicates value exceeds calibration range      N = Indicates presumptive evidence of a compound

## Report of Analysis

<b>Client Sample ID:</b> Q17-1.9		<b>Date Sampled:</b> 07/21/11
<b>Lab Sample ID:</b> C17127-11		<b>Date Received:</b> 07/22/11
<b>Matrix:</b> SO - Soil		<b>Percent Solids:</b> n/a <sup>a</sup>
<b>Method:</b> SW846 8015B		
<b>Project:</b> Romic Soil Investigation(Romic EPA) - 2081 Bay Road, East Palo Alto, CA		

Run #	File ID	DF	Analyzed	By	Prep Date	Prep Batch	Analytical Batch
Run #1	JK21585.D	1	08/03/11	TT	n/a	n/a	GJK889
Run #2							

Run #	Initial Weight	Final Volume	Methanol Aliquot
Run #1	5.50 g	5.0 ml	2.0 ul
Run #2			

**TPH Volatiles**

CAS No.	Compound	Result	RL	MDL	Units	Q
	TPH-GRO (C6-C10)	931	230	110	mg/kg	
CAS No.	Surrogate Recoveries	Run# 1	Run# 2	Limits		
98-08-8	aaa-Trifluorotoluene	85%		60-157%		

(a) All results reported on wet weight basis.

ND = Not detected      MDL - Method Detection Limit  
 RL = Reporting Limit  
 E = Indicates value exceeds calibration range

J = Indicates an estimated value  
 B = Indicates analyte found in associated method blank  
 N = Indicates presumptive evidence of a compound

## Report of Analysis

<b>Client Sample ID:</b> Q17-1.9	
<b>Lab Sample ID:</b> C17127-11	<b>Date Sampled:</b> 07/21/11
<b>Matrix:</b> SO - Soil	<b>Date Received:</b> 07/22/11
<b>Method:</b> SW846 8081A SW846 3545A	<b>Percent Solids:</b> n/a <sup>a</sup>
<b>Project:</b> Romic Soil Investigation(Romic EPA) - 2081 Bay Road, East Palo Alto, CA	

Run #1	File ID	DF	Analyzed	By	Prep Date	Prep Batch	Analytical Batch
Run #1	OO23014.D	1	07/31/11	RV	07/25/11	OP4294	G00733
Run #2							

Run #1	Initial Weight	Final Volume
Run #1	10.1 g	10.0 ml
Run #2		

## Pesticide PPL List

CAS No.	Compound	Result	RL	MDL	Units	Q
309-00-2	Aldrin	ND	25	9.9	ug/kg	
319-84-6	alpha-BHC	ND	25	11	ug/kg	
319-85-7	beta-BHC	ND	25	3.5	ug/kg	
319-86-8	delta-BHC	ND	25	3.5	ug/kg	
58-89-9	gamma-BHC (Lindane)	ND	25	7.4	ug/kg	
12789-03-6	Chlordane	ND	99	99	ug/kg	
60-57-1	Dieldrin	ND	25	3.0	ug/kg	
72-54-8	4,4' -DDD	ND	25	3.5	ug/kg	
72-55-9	4,4' -DDE	ND	25	3.0	ug/kg	
50-29-3	4,4' -DDT	ND	25	3.0	ug/kg	
72-20-8	Endrin	ND	25	3.0	ug/kg	
7421-93-4	Endrin aldehyde	ND	25	5.9	ug/kg	
959-98-8	Endosulfan-I	ND	25	3.5	ug/kg	
33213-65-9	Endosulfan-II	ND	25	3.5	ug/kg	
1031-07-8	Endosulfan sulfate	ND	25	7.9	ug/kg	
76-44-8	Heptachlor	ND	25	5.9	ug/kg	
1024-57-3	Heptachlor epoxide	ND	25	4.0	ug/kg	
72-43-5	Methoxychlor	ND	25	3.5	ug/kg	
8001-35-2	Toxaphene	ND	99	99	ug/kg	

CAS No.	Surrogate Recoveries	Run# 1	Run# 2	Limits
877-09-8	Tetrachloro-m-xylene	48%		35-132%
877-09-8	Tetrachloro-m-xylene	43%		35-132%
2051-24-3	Decachlorobiphenyl	74%		35-132%
2051-24-3	Decachlorobiphenyl	81%		35-132%

(a) All results reported on wet weight basis.

ND = Not detected      MDL - Method Detection Limit  
 RL = Reporting Limit  
 E = Indicates value exceeds calibration range

J = Indicates an estimated value  
 B = Indicates analyte found in associated method blank  
 N = Indicates presumptive evidence of a compound

## Report of Analysis

<b>Client Sample ID:</b> Q17-1.9	<b>Date Sampled:</b> 07/21/11
<b>Lab Sample ID:</b> C17127-11	<b>Date Received:</b> 07/22/11
<b>Matrix:</b> SO - Soil	<b>Percent Solids:</b> n/a <sup>a</sup>
<b>Method:</b> SW846 8082 SW846 3545A	
<b>Project:</b> Romic Soil Investigation(Romic EPA) - 2081 Bay Road, East Palo Alto, CA	

Run #1	File ID	DF	Analyzed	By	Prep Date	Prep Batch	Analytical Batch
Run #1	PP20465.D	1	07/26/11	RV	07/25/11	OP4295	GPP692
Run #2							

Run #1	Initial Weight	Final Volume
Run #1	10.1 g	10.0 ml
Run #2		

**PCB List**

CAS No.	Compound	Result	RL	MDL	Units	Q
12674-11-2	Aroclor 1016	ND	99	17	ug/kg	
11104-28-2	Aroclor 1221	ND	99	50	ug/kg	
11141-16-5	Aroclor 1232	ND	99	50	ug/kg	
53469-21-9	Aroclor 1242	ND	99	50	ug/kg	
12672-29-6	Aroclor 1248	ND	99	50	ug/kg	
11097-69-1	Aroclor 1254	62.2	99	50	ug/kg	J
11096-82-5	Aroclor 1260	ND	99	20	ug/kg	

CAS No.	Surrogate Recoveries	Run# 1	Run# 2	Limits
877-09-8	Tetrachloro-m-xylene	55%		45-108%
877-09-8	Tetrachloro-m-xylene	51%		45-108%
2051-24-3	Decachlorobiphenyl	83%		54-121%
2051-24-3	Decachlorobiphenyl	73%		54-121%

(a) All results reported on wet weight basis.

ND = Not detected      MDL - Method Detection Limit  
 RL = Reporting Limit  
 E = Indicates value exceeds calibration range

J = Indicates an estimated value  
 B = Indicates analyte found in associated method blank  
 N = Indicates presumptive evidence of a compound

## Report of Analysis

<b>Client Sample ID:</b> Q17-1.9		<b>Date Sampled:</b> 07/21/11
<b>Lab Sample ID:</b> C17127-11		<b>Date Received:</b> 07/22/11
<b>Matrix:</b> SO - Soil		<b>Percent Solids:</b> n/a <sup>a</sup>
<b>Method:</b> SW846 8015B M SW846 3545A		
<b>Project:</b> Romic Soil Investigation(Romic EPA) - 2081 Bay Road, East Palo Alto, CA		

	File ID	DF	Analyzed	By	Prep Date	Prep Batch	Analytical Batch
Run #1	GG27240.D	3	07/28/11	JH	07/26/11	OP4309	GGG731
Run #2							

	Initial Weight	Final Volume
Run #1	10.1 g	1.0 ml
Run #2		

### TPH Extractable w/ Silica Gel Cleanup

CAS No.	Compound	Result	RL	MDL	Units	Q
	TPH (C10-C28)	312	30	15	mg/kg	
	TPH (> C28-C40)	65.0	59	30	mg/kg	

CAS No.	Surrogate Recoveries	Run# 1	Run# 2	Limits
630-01-3	Hexacosane	73%		45-140%

(a) All results reported on wet weight basis.

ND = Not detected      MDL - Method Detection Limit  
 RL = Reporting Limit  
 E = Indicates value exceeds calibration range

J = Indicates an estimated value  
 B = Indicates analyte found in associated method blank  
 N = Indicates presumptive evidence of a compound

## Report of Analysis

<b>Client Sample ID:</b> Q17-1.9	<b>Date Sampled:</b> 07/21/11
<b>Lab Sample ID:</b> C17127-11	<b>Date Received:</b> 07/22/11
<b>Matrix:</b> SO - Soil	<b>Percent Solids:</b> n/a <sup>a</sup>
<b>Project:</b> Romic Soil Investigation(Romic EPA) - 2081 Bay Road,East Palo Alto,CA	

## Metals Analysis

Analyte	Result	RL	Units	DF	Prep	Analyzed By	Method	Prep Method
Antimony	< 1.8	1.8	mg/kg	1	07/25/11	07/27/11	DQ SW846 6010B <sup>2</sup>	SW846 3050B <sup>5</sup>
Arsenic	3.4	1.8	mg/kg	1	07/25/11	07/27/11	DQ SW846 6010B <sup>2</sup>	SW846 3050B <sup>5</sup>
Barium	152	18	mg/kg	1	07/25/11	07/27/11	DQ SW846 6010B <sup>1</sup>	SW846 3050B <sup>5</sup>
Beryllium	< 0.91	0.91	mg/kg	1	07/25/11	07/27/11	DQ SW846 6010B <sup>1</sup>	SW846 3050B <sup>5</sup>
Cadmium	< 0.91	0.91	mg/kg	1	07/25/11	07/27/11	DQ SW846 6010B <sup>1</sup>	SW846 3050B <sup>5</sup>
Chromium	32.8	0.91	mg/kg	1	07/25/11	07/27/11	DQ SW846 6010B <sup>1</sup>	SW846 3050B <sup>5</sup>
Cobalt	8.5	0.91	mg/kg	1	07/25/11	07/27/11	DQ SW846 6010B <sup>1</sup>	SW846 3050B <sup>5</sup>
Copper	20.5	2.3	mg/kg	1	07/25/11	07/27/11	DQ SW846 6010B <sup>1</sup>	SW846 3050B <sup>5</sup>
Lead	6.6	1.8	mg/kg	1	07/25/11	07/27/11	DQ SW846 6010B <sup>1</sup>	SW846 3050B <sup>5</sup>
Mercury	0.045	0.036	mg/kg	1	07/27/11	07/30/11	PH SW846 7471A <sup>4</sup>	SW846 7471A <sup>6</sup>
Molybdenum	< 1.8	1.8	mg/kg	1	07/25/11	07/27/11	DQ SW846 6010B <sup>2</sup>	SW846 3050B <sup>5</sup>
Nickel	30.7	0.91	mg/kg	1	07/25/11	07/27/11	DQ SW846 6010B <sup>1</sup>	SW846 3050B <sup>5</sup>
Selenium	2.7	1.8	mg/kg	1	07/25/11	07/27/11	DQ SW846 6010B <sup>2</sup>	SW846 3050B <sup>5</sup>
Silver	< 0.91	0.91	mg/kg	1	07/25/11	07/27/11	DQ SW846 6010B <sup>1</sup>	SW846 3050B <sup>5</sup>
Thallium	< 3.6	3.6	mg/kg	2	07/25/11	07/29/11	RS SW846 6010B <sup>3</sup>	SW846 3050B <sup>5</sup>
Vanadium	32.1	0.91	mg/kg	1	07/25/11	07/27/11	DQ SW846 6010B <sup>1</sup>	SW846 3050B <sup>5</sup>
Zinc	49.5	3.6	mg/kg	1	07/25/11	07/27/11	DQ SW846 6010B <sup>2</sup>	SW846 3050B <sup>5</sup>

- (1) Instrument QC Batch: MA2008  
(2) Instrument QC Batch: MA2011  
(3) Instrument QC Batch: MA2013  
(4) Instrument QC Batch: MA2017  
(5) Prep QC Batch: MP3763  
(6) Prep QC Batch: MP3771

(a) All results reported on wet weight basis.

RL = Reporting Limit

## Report of Analysis

<b>Client Sample ID:</b> Q17-4.4	
<b>Lab Sample ID:</b> C17127-12	<b>Date Sampled:</b> 07/21/11
<b>Matrix:</b> SO - Soil	<b>Date Received:</b> 07/22/11
<b>Method:</b> SW846 8260B	<b>Percent Solids:</b> n/a <sup>a</sup>
<b>Project:</b> Romic Soil Investigation(Romic EPA) - 2081 Bay Road, East Palo Alto, CA	

Run #1	File ID	DF	Analyzed	By	Prep Date	Prep Batch	Analytical Batch
Run #1	L9509.D	1	08/04/11	TF	n/a	n/a	VL298
Run #2							

Run #1	Initial Weight	Final Volume	Methanol Aliquot
Run #1	6.03 g	5.0 ml	1.0 ul
Run #2			

## VOA 8260 List

CAS No.	Compound	Result	RL	MDL	Units	Q
67-64-1	Acetone	ND	410000	83000	ug/kg	
71-43-2	Benzene	ND	21000	6200	ug/kg	
108-86-1	Bromobenzene	ND	21000	6200	ug/kg	
74-97-5	Bromochloromethane	ND	21000	6200	ug/kg	
75-27-4	Bromodichloromethane	13200	21000	4100	ug/kg	J
75-25-2	Bromoform	ND	21000	4100	ug/kg	
104-51-8	n-Butylbenzene	9130	21000	6200	ug/kg	J
135-98-8	sec-Butylbenzene	ND	21000	6200	ug/kg	
98-06-6	tert-Butylbenzene	ND	21000	6200	ug/kg	
108-90-7	Chlorobenzene	ND	21000	6200	ug/kg	
75-00-3	Chloroethane	ND	21000	6200	ug/kg	
67-66-3	Chloroform	ND	21000	6200	ug/kg	
95-49-8	o-Chlorotoluene	ND	21000	6200	ug/kg	
106-43-4	p-Chlorotoluene	ND	21000	6200	ug/kg	
56-23-5	Carbon tetrachloride	ND	21000	4100	ug/kg	
75-34-3	1,1-Dichloroethane	ND	21000	4100	ug/kg	
75-35-4	1,1-Dichloroethylene	ND	21000	6200	ug/kg	
563-58-6	1,1-Dichloropropene	ND	21000	6200	ug/kg	
96-12-8	1,2-Dibromo-3-chloropropane	ND	21000	4100	ug/kg	
106-93-4	1,2-Dibromoethane	ND	21000	4100	ug/kg	
107-06-2	1,2-Dichloroethane	ND	21000	6200	ug/kg	
78-87-5	1,2-Dichloropropane	ND	21000	6200	ug/kg	
142-28-9	1,3-Dichloropropane	ND	21000	6200	ug/kg	
108-20-3	Di-Isopropyl ether	ND	21000	6200	ug/kg	
594-20-7	2,2-Dichloropropane	ND	21000	6200	ug/kg	
124-48-1	Dibromochloromethane	ND	21000	4100	ug/kg	
75-71-8	Dichlorodifluoromethane	ND	21000	4100	ug/kg	
156-59-2	cis-1,2-Dichloroethylene	84500	21000	6200	ug/kg	
10061-01-5	cis-1,3-Dichloropropene	ND	21000	6200	ug/kg	
541-73-1	m-Dichlorobenzene	ND	21000	6200	ug/kg	
95-50-1	o-Dichlorobenzene	ND	21000	6200	ug/kg	
106-46-7	p-Dichlorobenzene	ND	21000	6200	ug/kg	

ND = Not detected MDL - Method Detection Limit

RL = Reporting Limit

E = Indicates value exceeds calibration range

J = Indicates an estimated value

B = Indicates analyte found in associated method blank

N = Indicates presumptive evidence of a compound



## Report of Analysis

<b>Client Sample ID:</b>	Q17-4.4	<b>Date Sampled:</b>	07/21/11
<b>Lab Sample ID:</b>	C17127-12	<b>Date Received:</b>	07/22/11
<b>Matrix:</b>	SO - Soil	<b>Percent Solids:</b>	n/a <sup>a</sup>
<b>Method:</b>	SW846 8260B		
<b>Project:</b>	Romic Soil Investigation(Romic EPA) - 2081 Bay Road,East Palo Alto,CA		

## VOA 8260 List

CAS No.	Compound	Result	RL	MDL	Units	Q
156-60-5	trans-1,2-Dichloroethylene	ND	21000	6200	ug/kg	
10061-02-6	trans-1,3-Dichloropropene	ND	21000	6200	ug/kg	
100-41-4	Ethylbenzene	64800	21000	6200	ug/kg	
637-92-3	Ethyl tert-Butyl Ether	ND	21000	6200	ug/kg	
591-78-6	2-Hexanone	ND	170000	21000	ug/kg	
87-68-3	Hexachlorobutadiene	ND	21000	4100	ug/kg	
98-82-8	Isopropylbenzene	ND	21000	6200	ug/kg	
99-87-6	p-Isopropyltoluene	ND	21000	6200	ug/kg	
108-10-1	4-Methyl-2-pentanone	ND	170000	62000	ug/kg	
74-83-9	Methyl bromide	ND	21000	10000	ug/kg	
74-87-3	Methyl chloride	ND	21000	6200	ug/kg	
74-95-3	Methylene bromide	ND	21000	10000	ug/kg	
75-09-2	Methylene chloride	ND	100000	66000	ug/kg	
78-93-3	Methyl ethyl ketone	ND	170000	50000	ug/kg	
1634-04-4	Methyl Tert Butyl Ether	ND	21000	4100	ug/kg	
91-20-3	Naphthalene	13300	21000	6200	ug/kg	J
103-65-1	n-Propylbenzene	8210	21000	6200	ug/kg	J
100-42-5	Styrene	ND	21000	4100	ug/kg	
994-05-8	Tert-Amyl Methyl Ether	ND	21000	5000	ug/kg	
75-65-0	Tert Butyl Alcohol	ND	170000	41000	ug/kg	
630-20-6	1,1,1,2-Tetrachloroethane	ND	21000	4100	ug/kg	
71-55-6	1,1,1-Trichloroethane	10600	21000	6200	ug/kg	J
79-34-5	1,1,2,2-Tetrachloroethane	ND	21000	4100	ug/kg	
79-00-5	1,1,2-Trichloroethane	ND	21000	4100	ug/kg	
87-61-6	1,2,3-Trichlorobenzene	ND	21000	6200	ug/kg	
96-18-4	1,2,3-Trichloropropane	ND	21000	6200	ug/kg	
120-82-1	1,2,4-Trichlorobenzene	ND	21000	6200	ug/kg	
95-63-6	1,2,4-Trimethylbenzene	80100	21000	6200	ug/kg	
108-67-8	1,3,5-Trimethylbenzene	21900	21000	6200	ug/kg	
127-18-4	Tetrachloroethylene	21100	21000	15000	ug/kg	
108-88-3	Toluene	174000	21000	6200	ug/kg	
79-01-6	Trichloroethylene	ND	21000	4100	ug/kg	
75-69-4	Trichlorofluoromethane	ND	21000	5000	ug/kg	
75-01-4	Vinyl chloride	ND	21000	10000	ug/kg	
1330-20-7	Xylene (total)	388000	41000	17000	ug/kg	

CAS No.	Surrogate Recoveries	Run# 1	Run# 2	Limits
1868-53-7	Dibromofluoromethane	97%		60-130%
2037-26-5	Toluene-D8	101%		60-130%

ND = Not detected MDL - Method Detection Limit

RL = Reporting Limit

E = Indicates value exceeds calibration range

J = Indicates an estimated value

B = Indicates analyte found in associated method blank

N = Indicates presumptive evidence of a compound

## Report of Analysis

<b>Client Sample ID:</b> Q17-4.4		
<b>Lab Sample ID:</b> C17127-12		<b>Date Sampled:</b> 07/21/11
<b>Matrix:</b> SO - Soil		<b>Date Received:</b> 07/22/11
<b>Method:</b> SW846 8260B		<b>Percent Solids:</b> n/a <sup>a</sup>
<b>Project:</b> Romic Soil Investigation(Romic EPA) - 2081 Bay Road, East Palo Alto, CA		

### VOA 8260 List

CAS No.	Surrogate Recoveries	Run# 1	Run# 2	Limits
460-00-4	4-Bromofluorobenzene	101%		60-130%

(a) All results reported on wet weight basis.

ND = Not detected      MDL - Method Detection Limit  
 RL = Reporting Limit  
 E = Indicates value exceeds calibration range

J = Indicates an estimated value  
 B = Indicates analyte found in associated method blank  
 N = Indicates presumptive evidence of a compound

## Report of Analysis

<b>Client Sample ID:</b>	Q17-7.4	<b>Date Sampled:</b>	07/21/11
<b>Lab Sample ID:</b>	C17127-13	<b>Date Received:</b>	07/22/11
<b>Matrix:</b>	SO - Soil	<b>Percent Solids:</b>	n/a <sup>a</sup>
<b>Method:</b>	SW846 8260B	<b>Project:</b> Romic Soil Investigation(Romic EPA) - 2081 Bay Road, East Palo Alto, CA	

Run #1	File ID	DF	Analyzed	By	Prep Date	Prep Batch	Analytical Batch
Run #1	L9510.D	1	08/04/11	TF	n/a	n/a	VL298
Run #2							

Run #1	Initial Weight	Final Volume	Methanol Aliquot
Run #1	6.84 g	5.0 ml	50.0 ul
Run #2			

## VOA 8260 List

CAS No.	Compound	Result	RL	MDL	Units	Q
67-64-1	Acetone	ND	7300	1500	ug/kg	
71-43-2	Benzene	ND	370	110	ug/kg	
108-86-1	Bromobenzene	ND	370	110	ug/kg	
74-97-5	Bromochloromethane	ND	370	110	ug/kg	
75-27-4	Bromodichloromethane	ND	370	73	ug/kg	
75-25-2	Bromoform	ND	370	73	ug/kg	
104-51-8	n-Butylbenzene	ND	370	110	ug/kg	
135-98-8	sec-Butylbenzene	ND	370	110	ug/kg	
98-06-6	tert-Butylbenzene	ND	370	110	ug/kg	
108-90-7	Chlorobenzene	ND	370	110	ug/kg	
75-00-3	Chloroethane	ND	370	110	ug/kg	
67-66-3	Chloroform	ND	370	110	ug/kg	
95-49-8	o-Chlorotoluene	ND	370	110	ug/kg	
106-43-4	p-Chlorotoluene	ND	370	110	ug/kg	
56-23-5	Carbon tetrachloride	ND	370	73	ug/kg	
75-34-3	1,1-Dichloroethane	ND	370	73	ug/kg	
75-35-4	1,1-Dichloroethylene	ND	370	110	ug/kg	
563-58-6	1,1-Dichloropropene	ND	370	110	ug/kg	
96-12-8	1,2-Dibromo-3-chloropropane	ND	370	73	ug/kg	
106-93-4	1,2-Dibromoethane	ND	370	73	ug/kg	
107-06-2	1,2-Dichloroethane	ND	370	110	ug/kg	
78-87-5	1,2-Dichloropropane	ND	370	110	ug/kg	
142-28-9	1,3-Dichloropropane	ND	370	110	ug/kg	
108-20-3	Di-Isopropyl ether	ND	370	110	ug/kg	
594-20-7	2,2-Dichloropropane	ND	370	110	ug/kg	
124-48-1	Dibromochloromethane	ND	370	73	ug/kg	
75-71-8	Dichlorodifluoromethane	ND	370	73	ug/kg	
156-59-2	cis-1,2-Dichloroethylene	156	370	110	ug/kg	J
10061-01-5	cis-1,3-Dichloropropene	ND	370	110	ug/kg	
541-73-1	m-Dichlorobenzene	ND	370	110	ug/kg	
95-50-1	o-Dichlorobenzene	ND	370	110	ug/kg	
106-46-7	p-Dichlorobenzene	ND	370	110	ug/kg	

ND = Not detected MDL - Method Detection Limit

RL = Reporting Limit

E = Indicates value exceeds calibration range

J = Indicates an estimated value

B = Indicates analyte found in associated method blank

N = Indicates presumptive evidence of a compound

## Report of Analysis

<b>Client Sample ID:</b>	Q17-7.4	<b>Date Sampled:</b>	07/21/11
<b>Lab Sample ID:</b>	C17127-13	<b>Date Received:</b>	07/22/11
<b>Matrix:</b>	SO - Soil	<b>Percent Solids:</b>	n/a <sup>a</sup>
<b>Method:</b>	SW846 8260B	<b>Project:</b> Romic Soil Investigation(Romic EPA) - 2081 Bay Road,East Palo Alto,CA	

## VOA 8260 List

CAS No.	Compound	Result	RL	MDL	Units	Q
156-60-5	trans-1,2-Dichloroethylene	ND	370	110	ug/kg	
10061-02-6	trans-1,3-Dichloropropene	ND	370	110	ug/kg	
100-41-4	Ethylbenzene	829	370	110	ug/kg	
637-92-3	Ethyl tert-Butyl Ether	ND	370	110	ug/kg	
591-78-6	2-Hexanone	ND	2900	370	ug/kg	
87-68-3	Hexachlorobutadiene	ND	370	73	ug/kg	
98-82-8	Isopropylbenzene	ND	370	110	ug/kg	
99-87-6	p-Isopropyltoluene	ND	370	110	ug/kg	
108-10-1	4-Methyl-2-pentanone	ND	2900	1100	ug/kg	
74-83-9	Methyl bromide	ND	370	180	ug/kg	
74-87-3	Methyl chloride	ND	370	110	ug/kg	
74-95-3	Methylene bromide	ND	370	180	ug/kg	
75-09-2	Methylene chloride	ND	1800	1200	ug/kg	
78-93-3	Methyl ethyl ketone	ND	2900	880	ug/kg	
1634-04-4	Methyl Tert Butyl Ether	ND	370	73	ug/kg	
91-20-3	Naphthalene	481	370	110	ug/kg	
103-65-1	n-Propylbenzene	ND	370	110	ug/kg	
100-42-5	Styrene	ND	370	73	ug/kg	
994-05-8	Tert-Amyl Methyl Ether	ND	370	88	ug/kg	
75-65-0	Tert Butyl Alcohol	ND	2900	730	ug/kg	
630-20-6	1,1,1,2-Tetrachloroethane	ND	370	73	ug/kg	
71-55-6	1,1,1-Trichloroethane	ND	370	110	ug/kg	
79-34-5	1,1,2,2-Tetrachloroethane	ND	370	73	ug/kg	
79-00-5	1,1,2-Trichloroethane	ND	370	73	ug/kg	
87-61-6	1,2,3-Trichlorobenzene	ND	370	110	ug/kg	
96-18-4	1,2,3-Trichloropropane	ND	370	110	ug/kg	
120-82-1	1,2,4-Trichlorobenzene	ND	370	110	ug/kg	
95-63-6	1,2,4-Trimethylbenzene	1050	370	110	ug/kg	
108-67-8	1,3,5-Trimethylbenzene	207	370	110	ug/kg	J
127-18-4	Tetrachloroethylene	ND	370	260	ug/kg	
108-88-3	Toluene	838	370	110	ug/kg	
79-01-6	Trichloroethylene	ND	370	73	ug/kg	
75-69-4	Trichlorofluoromethane	ND	370	88	ug/kg	
75-01-4	Vinyl chloride	ND	370	180	ug/kg	
1330-20-7	Xylene (total)	4630	730	290	ug/kg	

CAS No.	Surrogate Recoveries	Run# 1	Run# 2	Limits
1868-53-7	Dibromofluoromethane	104%		60-130%
2037-26-5	Toluene-D8	101%		60-130%

ND = Not detected MDL - Method Detection Limit

RL = Reporting Limit

E = Indicates value exceeds calibration range

J = Indicates an estimated value

B = Indicates analyte found in associated method blank

N = Indicates presumptive evidence of a compound

## Report of Analysis

<b>Client Sample ID:</b> Q17-7.4		
<b>Lab Sample ID:</b> C17127-13		<b>Date Sampled:</b> 07/21/11
<b>Matrix:</b> SO - Soil		<b>Date Received:</b> 07/22/11
<b>Method:</b> SW846 8260B		<b>Percent Solids:</b> n/a <sup>a</sup>
<b>Project:</b> Romic Soil Investigation(Romic EPA) - 2081 Bay Road, East Palo Alto, CA		

### VOA 8260 List

CAS No.	Surrogate Recoveries	Run# 1	Run# 2	Limits
460-00-4	4-Bromofluorobenzene	99%		60-130%

(a) All results reported on wet weight basis.

ND = Not detected      MDL - Method Detection Limit  
 RL = Reporting Limit  
 E = Indicates value exceeds calibration range

J = Indicates an estimated value  
 B = Indicates analyte found in associated method blank  
 N = Indicates presumptive evidence of a compound

## Report of Analysis

<b>Client Sample ID:</b>	Q19-1.5	<b>Date Sampled:</b>	07/21/11
<b>Lab Sample ID:</b>	C17127-14	<b>Date Received:</b>	07/22/11
<b>Matrix:</b>	SO - Soil	<b>Percent Solids:</b>	n/a <sup>a</sup>
<b>Method:</b>	SW846 8260B	<b>Project:</b> Romic Soil Investigation(Romic EPA) - 2081 Bay Road, East Palo Alto, CA	

Run #	File ID	DF	Analyzed	By	Prep Date	Prep Batch	Analytical Batch
Run #1	L9511.D	1	08/04/11	TF	n/a	n/a	VL298
Run #2							

Run #	Initial Weight	Final Volume	Methanol Aliquot
Run #1	6.69 g	5.0 ml	1.0 ul
Run #2			

## VOA 8260 List

CAS No.	Compound	Result	RL	MDL	Units	Q
67-64-1	Acetone	ND	370000	75000	ug/kg	
71-43-2	Benzene	ND	19000	5600	ug/kg	
108-86-1	Bromobenzene	ND	19000	5600	ug/kg	
74-97-5	Bromochloromethane	ND	19000	5600	ug/kg	
75-27-4	Bromodichloromethane	ND	19000	3700	ug/kg	
75-25-2	Bromoform	ND	19000	3700	ug/kg	
104-51-8	n-Butylbenzene	ND	19000	5600	ug/kg	
135-98-8	sec-Butylbenzene	ND	19000	5600	ug/kg	
98-06-6	tert-Butylbenzene	ND	19000	5600	ug/kg	
108-90-7	Chlorobenzene	ND	19000	5600	ug/kg	
75-00-3	Chloroethane	ND	19000	5600	ug/kg	
67-66-3	Chloroform	ND	19000	5600	ug/kg	
95-49-8	o-Chlorotoluene	ND	19000	5600	ug/kg	
106-43-4	p-Chlorotoluene	ND	19000	5600	ug/kg	
56-23-5	Carbon tetrachloride	ND	19000	3700	ug/kg	
75-34-3	1,1-Dichloroethane	ND	19000	3700	ug/kg	
75-35-4	1,1-Dichloroethylene	ND	19000	5600	ug/kg	
563-58-6	1,1-Dichloropropene	ND	19000	5600	ug/kg	
96-12-8	1,2-Dibromo-3-chloropropane	ND	19000	3700	ug/kg	
106-93-4	1,2-Dibromoethane	ND	19000	3700	ug/kg	
107-06-2	1,2-Dichloroethane	ND	19000	5600	ug/kg	
78-87-5	1,2-Dichloropropane	ND	19000	5600	ug/kg	
142-28-9	1,3-Dichloropropane	ND	19000	5600	ug/kg	
108-20-3	Di-Isopropyl ether	ND	19000	5600	ug/kg	
594-20-7	2,2-Dichloropropane	ND	19000	5600	ug/kg	
124-48-1	Dibromochloromethane	ND	19000	3700	ug/kg	
75-71-8	Dichlorodifluoromethane	ND	19000	3700	ug/kg	
156-59-2	cis-1,2-Dichloroethylene	ND	19000	5600	ug/kg	
10061-01-5	cis-1,3-Dichloropropene	ND	19000	5600	ug/kg	
541-73-1	m-Dichlorobenzene	ND	19000	5600	ug/kg	
95-50-1	o-Dichlorobenzene	ND	19000	5600	ug/kg	
106-46-7	p-Dichlorobenzene	ND	19000	5600	ug/kg	

ND = Not detected MDL - Method Detection Limit

RL = Reporting Limit

E = Indicates value exceeds calibration range

J = Indicates an estimated value

B = Indicates analyte found in associated method blank

N = Indicates presumptive evidence of a compound

## Report of Analysis

<b>Client Sample ID:</b>	Q19-1.5	<b>Date Sampled:</b>	07/21/11
<b>Lab Sample ID:</b>	C17127-14	<b>Date Received:</b>	07/22/11
<b>Matrix:</b>	SO - Soil	<b>Percent Solids:</b>	n/a <sup>a</sup>
<b>Method:</b>	SW846 8260B		
<b>Project:</b>	Romic Soil Investigation(Romic EPA) - 2081 Bay Road, East Palo Alto, CA		

## VOA 8260 List

CAS No.	Compound	Result	RL	MDL	Units	Q
156-60-5	trans-1,2-Dichloroethylene	ND	19000	5600	ug/kg	
10061-02-6	trans-1,3-Dichloropropene	ND	19000	5600	ug/kg	
100-41-4	Ethylbenzene	19600	19000	5600	ug/kg	
637-92-3	Ethyl tert-Butyl Ether	ND	19000	5600	ug/kg	
591-78-6	2-Hexanone	ND	150000	19000	ug/kg	
87-68-3	Hexachlorobutadiene	ND	19000	3700	ug/kg	
98-82-8	Isopropylbenzene	ND	19000	5600	ug/kg	
99-87-6	p-Isopropyltoluene	ND	19000	5600	ug/kg	
108-10-1	4-Methyl-2-pentanone	ND	150000	56000	ug/kg	
74-83-9	Methyl bromide	ND	19000	9300	ug/kg	
74-87-3	Methyl chloride	ND	19000	5600	ug/kg	
74-95-3	Methylene bromide	ND	19000	9300	ug/kg	
75-09-2	Methylene chloride	ND	93000	60000	ug/kg	
78-93-3	Methyl ethyl ketone	ND	150000	45000	ug/kg	
1634-04-4	Methyl Tert Butyl Ether	ND	19000	3700	ug/kg	
91-20-3	Naphthalene	ND	19000	5600	ug/kg	
103-65-1	n-Propylbenzene	ND	19000	5600	ug/kg	
100-42-5	Styrene	ND	19000	3700	ug/kg	
994-05-8	Tert-Amyl Methyl Ether	ND	19000	4500	ug/kg	
75-65-0	Tert Butyl Alcohol	ND	150000	37000	ug/kg	
630-20-6	1,1,1,2-Tetrachloroethane	ND	19000	3700	ug/kg	
71-55-6	1,1,1-Trichloroethane	75000	19000	5600	ug/kg	
79-34-5	1,1,2,2-Tetrachloroethane	ND	19000	3700	ug/kg	
79-00-5	1,1,2-Trichloroethane	ND	19000	3700	ug/kg	
87-61-6	1,2,3-Trichlorobenzene	ND	19000	5600	ug/kg	
96-18-4	1,2,3-Trichloropropane	ND	19000	5600	ug/kg	
120-82-1	1,2,4-Trichlorobenzene	ND	19000	5600	ug/kg	
95-63-6	1,2,4-Trimethylbenzene	14500	19000	5600	ug/kg	J
108-67-8	1,3,5-Trimethylbenzene	ND	19000	5600	ug/kg	
127-18-4	Tetrachloroethylene	270000	19000	13000	ug/kg	
108-88-3	Toluene	61900	19000	5600	ug/kg	
79-01-6	Trichloroethylene	411000	19000	3700	ug/kg	
75-69-4	Trichlorofluoromethane	ND	19000	4500	ug/kg	
75-01-4	Vinyl chloride	ND	19000	9300	ug/kg	
1330-20-7	Xylene (total)	85600	37000	15000	ug/kg	

CAS No.	Surrogate Recoveries	Run# 1	Run# 2	Limits
1868-53-7	Dibromofluoromethane	96%		60-130%
2037-26-5	Toluene-D8	102%		60-130%

ND = Not detected MDL - Method Detection Limit

RL = Reporting Limit

E = Indicates value exceeds calibration range

J = Indicates an estimated value

B = Indicates analyte found in associated method blank

N = Indicates presumptive evidence of a compound

## Report of Analysis

<b>Client Sample ID:</b> Q19-1.5		<b>Date Sampled:</b> 07/21/11
<b>Lab Sample ID:</b> C17127-14		<b>Date Received:</b> 07/22/11
<b>Matrix:</b> SO - Soil		<b>Percent Solids:</b> n/a <sup>a</sup>
<b>Method:</b> SW846 8260B		
<b>Project:</b> Romic Soil Investigation(Romic EPA) - 2081 Bay Road, East Palo Alto, CA		

### VOA 8260 List

CAS No.	Surrogate Recoveries	Run# 1	Run# 2	Limits
460-00-4	4-Bromofluorobenzene	99%		60-130%

(a) All results reported on wet weight basis.

ND = Not detected      MDL - Method Detection Limit  
 RL = Reporting Limit  
 E = Indicates value exceeds calibration range

J = Indicates an estimated value  
 B = Indicates analyte found in associated method blank  
 N = Indicates presumptive evidence of a compound



## Report of Analysis

<b>Client Sample ID:</b>	Q19-4.0	<b>Date Sampled:</b>	07/21/11
<b>Lab Sample ID:</b>	C17127-15	<b>Date Received:</b>	07/22/11
<b>Matrix:</b>	SO - Soil	<b>Percent Solids:</b>	n/a <sup>a</sup>
<b>Method:</b>	SW846 8260B	<b>Project:</b> Romic Soil Investigation(Romic EPA) - 2081 Bay Road, East Palo Alto, CA	

Run #1	File ID	DF	Analyzed	By	Prep Date	Prep Batch	Analytical Batch
Run #1	L9512.D	1	08/04/11	TF	n/a	n/a	VL298
Run #2							

Run #1	Initial Weight	Final Volume	Methanol Aliquot
Run #1	6.25 g	0.50 ml	1.0 ul
Run #2			

## VOA 8260 List

CAS No.	Compound	Result	RL	MDL	Units	Q
67-64-1	Acetone	ND	40000	8000	ug/kg	
71-43-2	Benzene	ND	2000	600	ug/kg	
108-86-1	Bromobenzene	ND	2000	600	ug/kg	
74-97-5	Bromochloromethane	ND	2000	600	ug/kg	
75-27-4	Bromodichloromethane	1020	2000	400	ug/kg	J
75-25-2	Bromoform	ND	2000	400	ug/kg	
104-51-8	n-Butylbenzene	760	2000	600	ug/kg	J
135-98-8	sec-Butylbenzene	ND	2000	600	ug/kg	
98-06-6	tert-Butylbenzene	ND	2000	600	ug/kg	
108-90-7	Chlorobenzene	ND	2000	600	ug/kg	
75-00-3	Chloroethane	ND	2000	600	ug/kg	
67-66-3	Chloroform	ND	2000	600	ug/kg	
95-49-8	o-Chlorotoluene	ND	2000	600	ug/kg	
106-43-4	p-Chlorotoluene	ND	2000	600	ug/kg	
56-23-5	Carbon tetrachloride	ND	2000	400	ug/kg	
75-34-3	1,1-Dichloroethane	ND	2000	400	ug/kg	
75-35-4	1,1-Dichloroethylene	ND	2000	600	ug/kg	
563-58-6	1,1-Dichloropropene	ND	2000	600	ug/kg	
96-12-8	1,2-Dibromo-3-chloropropane	ND	2000	400	ug/kg	
106-93-4	1,2-Dibromoethane	ND	2000	400	ug/kg	
107-06-2	1,2-Dichloroethane	ND	2000	600	ug/kg	
78-87-5	1,2-Dichloropropane	ND	2000	600	ug/kg	
142-28-9	1,3-Dichloropropane	ND	2000	600	ug/kg	
108-20-3	Di-Isopropyl ether	ND	2000	600	ug/kg	
594-20-7	2,2-Dichloropropane	ND	2000	600	ug/kg	
124-48-1	Dibromochloromethane	ND	2000	400	ug/kg	
75-71-8	Dichlorodifluoromethane	ND	2000	400	ug/kg	
156-59-2	cis-1,2-Dichloroethylene	1300	2000	600	ug/kg	J
10061-01-5	cis-1,3-Dichloropropene	ND	2000	600	ug/kg	
541-73-1	m-Dichlorobenzene	ND	2000	600	ug/kg	
95-50-1	o-Dichlorobenzene	ND	2000	600	ug/kg	
106-46-7	p-Dichlorobenzene	ND	2000	600	ug/kg	

ND = Not detected MDL - Method Detection Limit

RL = Reporting Limit

E = Indicates value exceeds calibration range

J = Indicates an estimated value

B = Indicates analyte found in associated method blank

N = Indicates presumptive evidence of a compound

## Report of Analysis

<b>Client Sample ID:</b>	Q19-4.0	<b>Date Sampled:</b>	07/21/11
<b>Lab Sample ID:</b>	C17127-15	<b>Date Received:</b>	07/22/11
<b>Matrix:</b>	SO - Soil	<b>Percent Solids:</b>	n/a <sup>a</sup>
<b>Method:</b>	SW846 8260B		
<b>Project:</b>	Romic Soil Investigation(Romic EPA) - 2081 Bay Road,East Palo Alto,CA		

## VOA 8260 List

CAS No.	Compound	Result	RL	MDL	Units	Q
156-60-5	trans-1,2-Dichloroethylene	ND	2000	600	ug/kg	
10061-02-6	trans-1,3-Dichloropropene	ND	2000	600	ug/kg	
100-41-4	Ethylbenzene	10300	2000	600	ug/kg	
637-92-3	Ethyl tert-Butyl Ether	ND	2000	600	ug/kg	
591-78-6	2-Hexanone	ND	16000	2000	ug/kg	
87-68-3	Hexachlorobutadiene	ND	2000	400	ug/kg	
98-82-8	Isopropylbenzene	ND	2000	600	ug/kg	
99-87-6	p-Isopropyltoluene	ND	2000	600	ug/kg	
108-10-1	4-Methyl-2-pentanone	ND	16000	6000	ug/kg	
74-83-9	Methyl bromide	ND	2000	1000	ug/kg	
74-87-3	Methyl chloride	ND	2000	600	ug/kg	
74-95-3	Methylene bromide	ND	2000	1000	ug/kg	
75-09-2	Methylene chloride	ND	10000	6400	ug/kg	
78-93-3	Methyl ethyl ketone	ND	16000	4800	ug/kg	
1634-04-4	Methyl Tert Butyl Ether	ND	2000	400	ug/kg	
91-20-3	Naphthalene	712	2000	600	ug/kg	J
103-65-1	n-Propylbenzene	1150	2000	600	ug/kg	J
100-42-5	Styrene	ND	2000	400	ug/kg	
994-05-8	Tert-Amyl Methyl Ether	ND	2000	480	ug/kg	
75-65-0	Tert Butyl Alcohol	ND	16000	4000	ug/kg	
630-20-6	1,1,1,2-Tetrachloroethane	ND	2000	400	ug/kg	
71-55-6	1,1,1-Trichloroethane	ND	2000	600	ug/kg	
79-34-5	1,1,2,2-Tetrachloroethane	ND	2000	400	ug/kg	
79-00-5	1,1,2-Trichloroethane	ND	2000	400	ug/kg	
87-61-6	1,2,3-Trichlorobenzene	ND	2000	600	ug/kg	
96-18-4	1,2,3-Trichloropropane	ND	2000	600	ug/kg	
120-82-1	1,2,4-Trichlorobenzene	ND	2000	600	ug/kg	
95-63-6	1,2,4-Trimethylbenzene	9230	2000	600	ug/kg	
108-67-8	1,3,5-Trimethylbenzene	2780	2000	600	ug/kg	
127-18-4	Tetrachloroethylene	ND	2000	1400	ug/kg	
108-88-3	Toluene	26100	2000	600	ug/kg	
79-01-6	Trichloroethylene	ND	2000	400	ug/kg	
75-69-4	Trichlorofluoromethane	ND	2000	480	ug/kg	
75-01-4	Vinyl chloride	ND	2000	1000	ug/kg	
1330-20-7	Xylene (total)	51100	4000	1600	ug/kg	

CAS No.	Surrogate Recoveries	Run# 1	Run# 2	Limits
1868-53-7	Dibromofluoromethane	98%		60-130%
2037-26-5	Toluene-D8	101%		60-130%

ND = Not detected MDL - Method Detection Limit

RL = Reporting Limit

E = Indicates value exceeds calibration range

J = Indicates an estimated value

B = Indicates analyte found in associated method blank

N = Indicates presumptive evidence of a compound

## Report of Analysis

<b>Client Sample ID:</b> Q19-4.0		
<b>Lab Sample ID:</b> C17127-15		<b>Date Sampled:</b> 07/21/11
<b>Matrix:</b> SO - Soil		<b>Date Received:</b> 07/22/11
<b>Method:</b> SW846 8260B		<b>Percent Solids:</b> n/a <sup>a</sup>
<b>Project:</b> Romic Soil Investigation(Romic EPA) - 2081 Bay Road, East Palo Alto, CA		

### VOA 8260 List

CAS No.	Surrogate Recoveries	Run# 1	Run# 2	Limits
460-00-4	4-Bromofluorobenzene	105%		60-130%

(a) All results reported on wet weight basis.

ND = Not detected      MDL - Method Detection Limit  
 RL = Reporting Limit  
 E = Indicates value exceeds calibration range

J = Indicates an estimated value  
 B = Indicates analyte found in associated method blank  
 N = Indicates presumptive evidence of a compound

## Report of Analysis

<b>Client Sample ID:</b>	Q19-7.0	<b>Date Sampled:</b>	07/21/11
<b>Lab Sample ID:</b>	C17127-16	<b>Date Received:</b>	07/22/11
<b>Matrix:</b>	SO - Soil	<b>Percent Solids:</b>	n/a <sup>a</sup>
<b>Method:</b>	SW846 8260B	<b>Project:</b> Romic Soil Investigation(Romic EPA) - 2081 Bay Road, East Palo Alto, CA	

Run #	File ID	DF	Analyzed	By	Prep Date	Prep Batch	Analytical Batch
Run #1	L9520.D	1	08/04/11	TF	n/a	n/a	VL298
Run #2 <sup>b</sup>	L9547.D	1	08/05/11	TF	n/a	n/a	VL299

Run #	Initial Weight	Final Volume	Methanol Aliquot
Run #1	7.14 g		
Run #2	5.93 g	5.0 ml	100 ul

## VOA 8260 List

CAS No.	Compound	Result	RL	MDL	Units	Q
67-64-1	Acetone	32.2	70	14	ug/kg	J
71-43-2	Benzene	22.2	3.5	1.1	ug/kg	
108-86-1	Bromobenzene	ND	3.5	1.1	ug/kg	
74-97-5	Bromochloromethane	ND	3.5	1.1	ug/kg	
75-27-4	Bromodichloromethane	ND	3.5	0.70	ug/kg	
75-25-2	Bromoform	ND	3.5	0.70	ug/kg	
104-51-8	n-Butylbenzene	2.6	3.5	1.1	ug/kg	J
135-98-8	sec-Butylbenzene	ND	3.5	1.1	ug/kg	
98-06-6	tert-Butylbenzene	ND	3.5	1.1	ug/kg	
108-90-7	Chlorobenzene	10.9	3.5	1.1	ug/kg	
75-00-3	Chloroethane	2.0	3.5	1.1	ug/kg	J
67-66-3	Chloroform	ND	3.5	1.1	ug/kg	
95-49-8	o-Chlorotoluene	ND	3.5	1.1	ug/kg	
106-43-4	p-Chlorotoluene	ND	3.5	1.1	ug/kg	
56-23-5	Carbon tetrachloride	ND	3.5	0.70	ug/kg	
75-34-3	1,1-Dichloroethane	ND	3.5	0.70	ug/kg	
75-35-4	1,1-Dichloroethylene	ND	3.5	1.1	ug/kg	
563-58-6	1,1-Dichloropropene	ND	3.5	1.1	ug/kg	
96-12-8	1,2-Dibromo-3-chloropropane	ND	3.5	0.70	ug/kg	
106-93-4	1,2-Dibromoethane	ND	3.5	0.70	ug/kg	
107-06-2	1,2-Dichloroethane	ND	3.5	1.1	ug/kg	
78-87-5	1,2-Dichloropropane	ND	3.5	1.1	ug/kg	
142-28-9	1,3-Dichloropropane	ND	3.5	1.1	ug/kg	
108-20-3	Di-Isopropyl ether	2.2	3.5	1.1	ug/kg	J
594-20-7	2,2-Dichloropropane	ND	3.5	1.1	ug/kg	
124-48-1	Dibromochloromethane	ND	3.5	0.70	ug/kg	
75-71-8	Dichlorodifluoromethane	ND	3.5	0.70	ug/kg	
156-59-2	cis-1,2-Dichloroethylene	1.9	3.5	1.1	ug/kg	J
10061-01-5	cis-1,3-Dichloropropene	ND	3.5	1.1	ug/kg	
541-73-1	m-Dichlorobenzene	ND	3.5	1.1	ug/kg	
95-50-1	o-Dichlorobenzene	1.2	3.5	1.1	ug/kg	J
106-46-7	p-Dichlorobenzene	ND	3.5	1.1	ug/kg	

ND = Not detected MDL - Method Detection Limit

RL = Reporting Limit

E = Indicates value exceeds calibration range

J = Indicates an estimated value

B = Indicates analyte found in associated method blank

N = Indicates presumptive evidence of a compound

## Report of Analysis

<b>Client Sample ID:</b>	Q19-7.0	<b>Date Sampled:</b>	07/21/11
<b>Lab Sample ID:</b>	C17127-16	<b>Date Received:</b>	07/22/11
<b>Matrix:</b>	SO - Soil	<b>Percent Solids:</b>	n/a <sup>a</sup>
<b>Method:</b>	SW846 8260B		
<b>Project:</b>	Romic Soil Investigation(Romic EPA) - 2081 Bay Road,East Palo Alto,CA		

## VOA 8260 List

CAS No.	Compound	Result	RL	MDL	Units	Q
156-60-5	trans-1,2-Dichloroethylene	ND	3.5	1.1	ug/kg	
10061-02-6	trans-1,3-Dichloropropene	ND	3.5	1.1	ug/kg	
100-41-4	Ethylbenzene	532 <sup>c</sup>	210	63	ug/kg	
637-92-3	Ethyl tert-Butyl Ether	ND	3.5	1.1	ug/kg	
591-78-6	2-Hexanone	ND	28	3.5	ug/kg	
87-68-3	Hexachlorobutadiene	ND	3.5	0.70	ug/kg	
98-82-8	Isopropylbenzene	4.9	3.5	1.1	ug/kg	
99-87-6	p-Isopropyltoluene	2.7	3.5	1.1	ug/kg	J
108-10-1	4-Methyl-2-pentanone	ND	28	11	ug/kg	
74-83-9	Methyl bromide	ND	3.5	1.8	ug/kg	
74-87-3	Methyl chloride	ND	3.5	1.1	ug/kg	
74-95-3	Methylene bromide	ND	3.5	1.8	ug/kg	
75-09-2	Methylene chloride	ND	18	11	ug/kg	
78-93-3	Methyl ethyl ketone	ND	28	8.4	ug/kg	
1634-04-4	Methyl Tert Butyl Ether	1.9	3.5	0.70	ug/kg	J
91-20-3	Naphthalene	30.9	3.5	1.1	ug/kg	
103-65-1	n-Propylbenzene	8.5	3.5	1.1	ug/kg	
100-42-5	Styrene	ND	3.5	0.70	ug/kg	
994-05-8	Tert-Amyl Methyl Ether	ND	3.5	0.84	ug/kg	
75-65-0	Tert Butyl Alcohol	338	28	7.0	ug/kg	
630-20-6	1,1,1,2-Tetrachloroethane	ND	3.5	0.70	ug/kg	
71-55-6	1,1,1-Trichloroethane	2.8	3.5	1.1	ug/kg	J
79-34-5	1,1,2,2-Tetrachloroethane	ND	3.5	0.70	ug/kg	
79-00-5	1,1,2-Trichloroethane	ND	3.5	0.70	ug/kg	
87-61-6	1,2,3-Trichlorobenzene	ND	3.5	1.1	ug/kg	
96-18-4	1,2,3-Trichloropropane	1.4	3.5	1.1	ug/kg	J
120-82-1	1,2,4-Trichlorobenzene	ND	3.5	1.1	ug/kg	
95-63-6	1,2,4-Trimethylbenzene	563 <sup>c</sup>	210	63	ug/kg	
108-67-8	1,3,5-Trimethylbenzene	39.8	3.5	1.1	ug/kg	
127-18-4	Tetrachloroethylene	5.9	3.5	2.5	ug/kg	
108-88-3	Toluene	32.7	3.5	1.1	ug/kg	
79-01-6	Trichloroethylene	15.2	3.5	0.70	ug/kg	
75-69-4	Trichlorofluoromethane	ND	3.5	0.84	ug/kg	
75-01-4	Vinyl chloride	ND	3.5	1.8	ug/kg	
1330-20-7	Xylene (total)	2750 <sup>c</sup>	420	170	ug/kg	

CAS No.	Surrogate Recoveries	Run# 1	Run# 2	Limits
1868-53-7	Dibromofluoromethane	110%	101%	60-130%
2037-26-5	Toluene-D8	111%	112%	60-130%

ND = Not detected MDL - Method Detection Limit

RL = Reporting Limit

E = Indicates value exceeds calibration range

J = Indicates an estimated value

B = Indicates analyte found in associated method blank

N = Indicates presumptive evidence of a compound

## Report of Analysis

<b>Client Sample ID:</b> Q19-7.0	
<b>Lab Sample ID:</b> C17127-16	<b>Date Sampled:</b> 07/21/11
<b>Matrix:</b> SO - Soil	<b>Date Received:</b> 07/22/11
<b>Method:</b> SW846 8260B	<b>Percent Solids:</b> n/a <sup>a</sup>
<b>Project:</b> Romic Soil Investigation(Romic EPA) - 2081 Bay Road, East Palo Alto, CA	

### VOA 8260 List

CAS No.	Surrogate Recoveries	Run# 1	Run# 2	Limits
460-00-4	4-Bromofluorobenzene	104%	105%	60-130%

- (a) All results reported on wet weight basis.
- (b) Sample analyzed past hold time due to need for reanalysis; originally analyzed within hold time.
- (c) Result is from Run# 2

ND = Not detected      MDL - Method Detection Limit  
 RL = Reporting Limit  
 E = Indicates value exceeds calibration range

J = Indicates an estimated value  
 B = Indicates analyte found in associated method blank  
 N = Indicates presumptive evidence of a compound

## Report of Analysis

<b>Client Sample ID:</b> Q20-1.1		<b>Date Sampled:</b> 07/21/11
<b>Lab Sample ID:</b> C17127-17		<b>Date Received:</b> 07/22/11
<b>Matrix:</b> SO - Soil		<b>Percent Solids:</b> n/a <sup>a</sup>
<b>Method:</b> SW846 8260B		
<b>Project:</b> Romic Soil Investigation(Romic EPA) - 2081 Bay Road, East Palo Alto, CA		

Run #1	File ID	DF	Analyzed	By	Prep Date	Prep Batch	Analytical Batch
Run #1	L9513.D	1	08/04/11	TF	n/a	n/a	VL298
Run #2							

Run #1	Initial Weight	Final Volume	Methanol Aliquot
Run #1	6.53 g	20.0 ml	1.0 ul
Run #2			

**VOA 8260 List**

CAS No.	Compound	Result	RL	MDL	Units	Q
67-64-1	Acetone	4710000	1500000	310000	ug/kg	
71-43-2	Benzene	ND	77000	23000	ug/kg	
108-86-1	Bromobenzene	ND	77000	23000	ug/kg	
74-97-5	Bromochloromethane	ND	77000	23000	ug/kg	
75-27-4	Bromodichloromethane	ND	77000	15000	ug/kg	
75-25-2	Bromoform	ND	77000	15000	ug/kg	
104-51-8	n-Butylbenzene	39500	77000	23000	ug/kg	J
135-98-8	sec-Butylbenzene	ND	77000	23000	ug/kg	
98-06-6	tert-Butylbenzene	ND	77000	23000	ug/kg	
108-90-7	Chlorobenzene	ND	77000	23000	ug/kg	
75-00-3	Chloroethane	ND	77000	23000	ug/kg	
67-66-3	Chloroform	ND	77000	23000	ug/kg	
95-49-8	o-Chlorotoluene	ND	77000	23000	ug/kg	
106-43-4	p-Chlorotoluene	ND	77000	23000	ug/kg	
56-23-5	Carbon tetrachloride	ND	77000	15000	ug/kg	
75-34-3	1,1-Dichloroethane	17100	77000	15000	ug/kg	J
75-35-4	1,1-Dichloroethylene	ND	77000	23000	ug/kg	
563-58-6	1,1-Dichloropropene	ND	77000	23000	ug/kg	
96-12-8	1,2-Dibromo-3-chloropropane	ND	77000	15000	ug/kg	
106-93-4	1,2-Dibromoethane	ND	77000	15000	ug/kg	
107-06-2	1,2-Dichloroethane	86100	77000	23000	ug/kg	
78-87-5	1,2-Dichloropropane	ND	77000	23000	ug/kg	
142-28-9	1,3-Dichloropropane	ND	77000	23000	ug/kg	
108-20-3	Di-Isopropyl ether	ND	77000	23000	ug/kg	
594-20-7	2,2-Dichloropropane	ND	77000	23000	ug/kg	
124-48-1	Dibromochloromethane	ND	77000	15000	ug/kg	
75-71-8	Dichlorodifluoromethane	ND	77000	15000	ug/kg	
156-59-2	cis-1,2-Dichloroethylene	170000	77000	23000	ug/kg	
10061-01-5	cis-1,3-Dichloropropene	ND	77000	23000	ug/kg	
541-73-1	m-Dichlorobenzene	ND	77000	23000	ug/kg	
95-50-1	o-Dichlorobenzene	ND	77000	23000	ug/kg	
106-46-7	p-Dichlorobenzene	ND	77000	23000	ug/kg	

ND = Not detected      MDL - Method Detection Limit  
 RL = Reporting Limit  
 E = Indicates value exceeds calibration range

J = Indicates an estimated value  
 B = Indicates analyte found in associated method blank  
 N = Indicates presumptive evidence of a compound

## Report of Analysis

<b>Client Sample ID:</b>	Q20-1.1	<b>Date Sampled:</b>	07/21/11
<b>Lab Sample ID:</b>	C17127-17	<b>Date Received:</b>	07/22/11
<b>Matrix:</b>	SO - Soil	<b>Percent Solids:</b>	n/a <sup>a</sup>
<b>Method:</b>	SW846 8260B		
<b>Project:</b>	Romic Soil Investigation(Romic EPA) - 2081 Bay Road,East Palo Alto,CA		

## VOA 8260 List

CAS No.	Compound	Result	RL	MDL	Units	Q
156-60-5	trans-1,2-Dichloroethylene	ND	77000	23000	ug/kg	
10061-02-6	trans-1,3-Dichloropropene	ND	77000	23000	ug/kg	
100-41-4	Ethylbenzene	279000	77000	23000	ug/kg	
637-92-3	Ethyl tert-Butyl Ether	ND	77000	23000	ug/kg	
591-78-6	2-Hexanone	ND	610000	77000	ug/kg	
87-68-3	Hexachlorobutadiene	ND	77000	15000	ug/kg	
98-82-8	Isopropylbenzene	ND	77000	23000	ug/kg	
99-87-6	p-Isopropyltoluene	27200	77000	23000	ug/kg	J
108-10-1	4-Methyl-2-pentanone	1060000	610000	230000	ug/kg	
74-83-9	Methyl bromide	ND	77000	38000	ug/kg	
74-87-3	Methyl chloride	ND	77000	23000	ug/kg	
74-95-3	Methylene bromide	ND	77000	38000	ug/kg	
75-09-2	Methylene chloride	ND	380000	250000	ug/kg	
78-93-3	Methyl ethyl ketone	3440000	610000	180000	ug/kg	
1634-04-4	Methyl Tert Butyl Ether	ND	77000	15000	ug/kg	
91-20-3	Naphthalene	50800	77000	23000	ug/kg	J
103-65-1	n-Propylbenzene	34900	77000	23000	ug/kg	J
100-42-5	Styrene	ND	77000	15000	ug/kg	
994-05-8	Tert-Amyl Methyl Ether	ND	77000	18000	ug/kg	
75-65-0	Tert Butyl Alcohol	ND	610000	150000	ug/kg	
630-20-6	1,1,1,2-Tetrachloroethane	ND	77000	15000	ug/kg	
71-55-6	1,1,1-Trichloroethane	45300	77000	23000	ug/kg	J
79-34-5	1,1,2,2-Tetrachloroethane	ND	77000	15000	ug/kg	
79-00-5	1,1,2-Trichloroethane	ND	77000	15000	ug/kg	
87-61-6	1,2,3-Trichlorobenzene	ND	77000	23000	ug/kg	
96-18-4	1,2,3-Trichloropropane	ND	77000	23000	ug/kg	
120-82-1	1,2,4-Trichlorobenzene	ND	77000	23000	ug/kg	
95-63-6	1,2,4-Trimethylbenzene	438000	77000	23000	ug/kg	
108-67-8	1,3,5-Trimethylbenzene	140000	77000	23000	ug/kg	
127-18-4	Tetrachloroethylene	277000	77000	54000	ug/kg	
108-88-3	Toluene	1120000	77000	23000	ug/kg	
79-01-6	Trichloroethylene	332000	77000	15000	ug/kg	
75-69-4	Trichlorofluoromethane	ND	77000	18000	ug/kg	
75-01-4	Vinyl chloride	ND	77000	38000	ug/kg	
1330-20-7	Xylene (total)	1580000	150000	61000	ug/kg	

CAS No.	Surrogate Recoveries	Run# 1	Run# 2	Limits
1868-53-7	Dibromofluoromethane	99%		60-130%
2037-26-5	Toluene-D8	101%		60-130%

ND = Not detected MDL - Method Detection Limit

RL = Reporting Limit

E = Indicates value exceeds calibration range

J = Indicates an estimated value

B = Indicates analyte found in associated method blank

N = Indicates presumptive evidence of a compound



## Report of Analysis

<b>Client Sample ID:</b> Q20-1.1		<b>Date Sampled:</b> 07/21/11
<b>Lab Sample ID:</b> C17127-17		<b>Date Received:</b> 07/22/11
<b>Matrix:</b> SO - Soil		<b>Percent Solids:</b> n/a <sup>a</sup>
<b>Method:</b> SW846 8260B		
<b>Project:</b> Romic Soil Investigation(Romic EPA) - 2081 Bay Road, East Palo Alto, CA		

### VOA 8260 List

CAS No.	Surrogate Recoveries	Run# 1	Run# 2	Limits
460-00-4	4-Bromofluorobenzene	108%		60-130%

(a) All results reported on wet weight basis.

ND = Not detected      MDL - Method Detection Limit  
 RL = Reporting Limit  
 E = Indicates value exceeds calibration range

J = Indicates an estimated value  
 B = Indicates analyte found in associated method blank  
 N = Indicates presumptive evidence of a compound

## Report of Analysis

<b>Client Sample ID:</b>	Q20-1.1	<b>Date Sampled:</b>	07/21/11
<b>Lab Sample ID:</b>	C17127-17	<b>Date Received:</b>	07/22/11
<b>Matrix:</b>	SO - Soil	<b>Percent Solids:</b>	n/a <sup>a</sup>
<b>Method:</b>	SW846 8270C SW846 3550B	<b>Project:</b> Romic Soil Investigation(Romic EPA) - 2081 Bay Road, East Palo Alto, CA	

Run #1	File ID	DF	Analyzed	By	Prep Date	Prep Batch	Analytical Batch
Run #1	Y9036.D	1	07/27/11	MT	07/26/11	OP4307	EY431
Run #2							

Run #1	Initial Weight	Final Volume
Run #1	10.1 g	1.0 ml
Run #2		

## ABN Full List

CAS No.	Compound	Result	RL	MDL	Units	Q
65-85-0	Benzoic acid	ND	990	880	ug/kg	
95-57-8	2-Chlorophenol	ND	990	670	ug/kg	
59-50-7	4-Chloro-3-methyl phenol	ND	500	420	ug/kg	
120-83-2	2,4-Dichlorophenol	ND	500	140	ug/kg	
105-67-9	2,4-Dimethylphenol	ND	500	150	ug/kg	
51-28-5	2,4-Dinitrophenol	ND	2500	840	ug/kg	
534-52-1	4,6-Dinitro-o-cresol	ND	2000	1000	ug/kg	
95-48-7	2-Methylphenol	ND	500	170	ug/kg	
	3&4-Methylphenol	ND	500	150	ug/kg	
88-75-5	2-Nitrophenol	ND	500	130	ug/kg	
100-02-7	4-Nitrophenol	ND	2000	1200	ug/kg	
87-86-5	Pentachlorophenol	ND	500	420	ug/kg	
108-95-2	Phenol	ND	2000	1300	ug/kg	
95-95-4	2,4,5-Trichlorophenol	ND	500	120	ug/kg	
88-06-2	2,4,6-Trichlorophenol	ND	500	160	ug/kg	
83-32-9	Acenaphthene	ND	990	500	ug/kg	
208-96-8	Acenaphthylene	ND	500	200	ug/kg	
62-53-3	Aniline	ND	500	140	ug/kg	
120-12-7	Anthracene	ND	500	99	ug/kg	
103-33-3	Azobenzene	ND	500	170	ug/kg	
92-87-5	Benzidine	ND	2500	720	ug/kg	
56-55-3	Benzo(a)anthracene	ND	500	69	ug/kg	
50-32-8	Benzo(a)pyrene	ND	500	89	ug/kg	
205-99-2	Benzo(b)fluoranthene	ND	500	59	ug/kg	
191-24-2	Benzo(g,h,i)perylene	ND	500	150	ug/kg	
207-08-9	Benzo(k)fluoranthene	ND	500	120	ug/kg	
101-55-3	4-Bromophenyl phenyl ether	ND	500	150	ug/kg	
85-68-7	Butyl benzyl phthalate	ND	500	110	ug/kg	
100-51-6	Benzyl Alcohol	ND	990	160	ug/kg	
91-58-7	2-Chloronaphthalene	ND	500	180	ug/kg	
106-47-8	4-Chloroaniline	ND	500	140	ug/kg	
86-74-8	Carbazole	ND	500	79	ug/kg	

ND = Not detected MDL - Method Detection Limit

RL = Reporting Limit

E = Indicates value exceeds calibration range

J = Indicates an estimated value

B = Indicates analyte found in associated method blank

N = Indicates presumptive evidence of a compound

## Report of Analysis

<b>Client Sample ID:</b>	Q20-1.1		<b>Date Sampled:</b>	07/21/11
<b>Lab Sample ID:</b>	C17127-17		<b>Date Received:</b>	07/22/11
<b>Matrix:</b>	SO - Soil		<b>Percent Solids:</b>	n/a <sup>a</sup>
<b>Method:</b>	SW846 8270C SW846 3550B			
<b>Project:</b>	Romic Soil Investigation(Romic EPA) - 2081 Bay Road,East Palo Alto,CA			

## ABN Full List

CAS No.	Compound	Result	RL	MDL	Units	Q
218-01-9	Chrysene	ND	500	99	ug/kg	
111-91-1	bis(2-Chloroethoxy)methane	ND	500	180	ug/kg	
111-44-4	bis(2-Chloroethyl)ether	ND	500	230	ug/kg	
108-60-1	bis(2-Chloroisopropyl)ether	ND	500	270	ug/kg	
7005-72-3	4-Chlorophenyl phenyl ether	ND	500	190	ug/kg	
95-50-1	1,2-Dichlorobenzene	ND	500	160	ug/kg	
541-73-1	1,3-Dichlorobenzene	ND	500	150	ug/kg	
106-46-7	1,4-Dichlorobenzene	ND	500	420	ug/kg	
121-14-2	2,4-Dinitrotoluene	ND	500	460	ug/kg	
606-20-2	2,6-Dinitrotoluene	ND	990	320	ug/kg	
91-94-1	3,3'-Dichlorobenzidine	ND	2500	140	ug/kg	
53-70-3	Dibenzo(a,h)anthracene	ND	500	130	ug/kg	
132-64-9	Dibenzofuran	ND	500	160	ug/kg	
122-39-4	Diphenylamine	ND	500	120	ug/kg	
84-74-2	Di-n-butyl phthalate	129	500	99	ug/kg	J
117-84-0	Di-n-octyl phthalate	ND	500	130	ug/kg	
84-66-2	Diethyl phthalate	ND	500	170	ug/kg	
131-11-3	Dimethyl phthalate	ND	500	180	ug/kg	
117-81-7	bis(2-Ethylhexyl)phthalate	311	500	220	ug/kg	J
206-44-0	Fluoranthene	ND	500	99	ug/kg	
86-73-7	Fluorene	ND	500	180	ug/kg	
118-74-1	Hexachlorobenzene	ND	500	130	ug/kg	
87-68-3	Hexachlorobutadiene	ND	500	190	ug/kg	
77-47-4	Hexachlorocyclopentadiene	ND	500	140	ug/kg	
67-72-1	Hexachloroethane	ND	500	160	ug/kg	
193-39-5	Indeno(1,2,3-cd)pyrene	ND	500	140	ug/kg	
78-59-1	Isophorone	319	500	170	ug/kg	J
90-12-0	1-Methylnaphthalene	ND	500	160	ug/kg	
91-57-6	2-Methylnaphthalene	ND	500	160	ug/kg	
88-74-4	2-Nitroaniline	ND	500	120	ug/kg	
99-09-2	3-Nitroaniline	ND	500	120	ug/kg	
100-01-6	4-Nitroaniline	ND	500	300	ug/kg	
91-20-3	Naphthalene	ND	500	170	ug/kg	
98-95-3	Nitrobenzene	ND	500	160	ug/kg	
62-75-9	N-Nitrosodimethylamine	ND	5000	2200	ug/kg	
621-64-7	N-Nitroso-di-n-propylamine	ND	990	540	ug/kg	
85-01-8	Phenanthrene	ND	500	110	ug/kg	
129-00-0	Pyrene	ND	990	670	ug/kg	
110-86-1	Pyridine	ND	2000	220	ug/kg	
120-82-1	1,2,4-Trichlorobenzene	ND	500	340	ug/kg	

ND = Not detected MDL - Method Detection Limit

RL = Reporting Limit

E = Indicates value exceeds calibration range

J = Indicates an estimated value

B = Indicates analyte found in associated method blank

N = Indicates presumptive evidence of a compound

## Report of Analysis

<b>Client Sample ID:</b>	Q20-1.1	<b>Date Sampled:</b>	07/21/11
<b>Lab Sample ID:</b>	C17127-17	<b>Date Received:</b>	07/22/11
<b>Matrix:</b>	SO - Soil	<b>Percent Solids:</b>	n/a <sup>a</sup>
<b>Method:</b>	SW846 8270C SW846 3550B	<b>Project:</b> Romic Soil Investigation(Romic EPA) - 2081 Bay Road, East Palo Alto, CA	

### ABN Full List

CAS No.	Surrogate Recoveries	Run# 1	Run# 2	Limits
367-12-4	2-Fluorophenol	72%		20-100%
4165-62-2	Phenol-d5	76%		20-100%
118-79-6	2,4,6-Tribromophenol	81%		30-100%
4165-60-0	Nitrobenzene-d5	76%		20-100%
321-60-8	2-Fluorobiphenyl	74%		20-106%
1718-51-0	Terphenyl-d14	102%		55-130%

(a) All results reported on wet weight basis.

ND = Not detected      MDL - Method Detection Limit  
 RL = Reporting Limit  
 E = Indicates value exceeds calibration range

J = Indicates an estimated value  
 B = Indicates analyte found in associated method blank  
 N = Indicates presumptive evidence of a compound

## Report of Analysis

<b>Client Sample ID:</b> Q20-1.1		<b>Date Sampled:</b> 07/21/11
<b>Lab Sample ID:</b> C17127-17		<b>Date Received:</b> 07/22/11
<b>Matrix:</b> SO - Soil		<b>Percent Solids:</b> n/a <sup>a</sup>
<b>Method:</b> SW846 8015B		
<b>Project:</b> Romic Soil Investigation(Romic EPA) - 2081 Bay Road, East Palo Alto, CA		

Run #	File ID	DF	Analyzed	By	Prep Date	Prep Batch	Analytical Batch
Run #1	JK21579.D	1	08/03/11	TT	n/a	n/a	GJK889
Run #2							

Run #	Initial Weight	Final Volume	Methanol Aliquot
Run #1	5.28 g	5.0 ml	10.0 ul
Run #2			

**TPH Volatiles**

CAS No.	Compound	Result	RL	MDL	Units	Q
	TPH-GRO (C6-C10)	550	47	24	mg/kg	
CAS No.	Surrogate Recoveries	Run# 1	Run# 2	Limits		
98-08-8	aaa-Trifluorotoluene	82%		60-157%		

(a) All results reported on wet weight basis.

ND = Not detected      MDL - Method Detection Limit  
 RL = Reporting Limit  
 E = Indicates value exceeds calibration range

J = Indicates an estimated value  
 B = Indicates analyte found in associated method blank  
 N = Indicates presumptive evidence of a compound

## Report of Analysis

<b>Client Sample ID:</b> Q20-1.1	
<b>Lab Sample ID:</b> C17127-17	<b>Date Sampled:</b> 07/21/11
<b>Matrix:</b> SO - Soil	<b>Date Received:</b> 07/22/11
<b>Method:</b> SW846 8081A SW846 3545A	<b>Percent Solids:</b> n/a <sup>a</sup>
<b>Project:</b> Romic Soil Investigation(Romic EPA) - 2081 Bay Road, East Palo Alto, CA	

Run #	File ID	DF	Analyzed	By	Prep Date	Prep Batch	Analytical Batch
Run #1	OO23044.D	1	08/01/11	RV	07/25/11	OP4294	G00734
Run #2							

Run #	Initial Weight	Final Volume
Run #1	10.0 g	10.0 ml
Run #2		

## Pesticide PPL List

CAS No.	Compound	Result	RL	MDL	Units	Q
309-00-2	Aldrin	ND	25	10	ug/kg	
319-84-6	alpha-BHC	ND	25	11	ug/kg	
319-85-7	beta-BHC	ND	25	3.5	ug/kg	
319-86-8	delta-BHC	ND	25	3.5	ug/kg	
58-89-9	gamma-BHC (Lindane)	ND	25	7.5	ug/kg	
12789-03-6	Chlordane	ND	100	100	ug/kg	
60-57-1	Dieldrin	ND	25	3.0	ug/kg	
72-54-8	4,4' -DDD	ND	25	3.5	ug/kg	
72-55-9	4,4' -DDE	ND	25	3.0	ug/kg	
50-29-3	4,4' -DDT <sup>b</sup>	ND	25	3.0	ug/kg	
72-20-8	Endrin	ND	25	3.0	ug/kg	
7421-93-4	Endrin aldehyde	ND	25	6.0	ug/kg	
959-98-8	Endosulfan-I	ND	25	3.5	ug/kg	
33213-65-9	Endosulfan-II	ND	25	3.5	ug/kg	
1031-07-8	Endosulfan sulfate	ND	25	8.0	ug/kg	
76-44-8	Heptachlor	ND	25	6.0	ug/kg	
1024-57-3	Heptachlor epoxide	ND	25	4.0	ug/kg	
72-43-5	Methoxychlor	ND	25	3.5	ug/kg	
8001-35-2	Toxaphene	ND	100	100	ug/kg	

CAS No.	Surrogate Recoveries	Run# 1	Run# 2	Limits
877-09-8	Tetrachloro-m-xylene	53%		35-132%
877-09-8	Tetrachloro-m-xylene	56%		35-132%
2051-24-3	Decachlorobiphenyl	86%		35-132%
2051-24-3	Decachlorobiphenyl	96%		35-132%

(a) All results reported on wet weight basis.

(b) Result from signal#2.

ND = Not detected MDL - Method Detection Limit

RL = Reporting Limit

E = Indicates value exceeds calibration range

J = Indicates an estimated value

B = Indicates analyte found in associated method blank

N = Indicates presumptive evidence of a compound

## Report of Analysis

<b>Client Sample ID:</b>	Q20-1.1	<b>Date Sampled:</b>	07/21/11
<b>Lab Sample ID:</b>	C17127-17	<b>Date Received:</b>	07/22/11
<b>Matrix:</b>	SO - Soil	<b>Percent Solids:</b>	n/a <sup>a</sup>
<b>Method:</b>	SW846 8082 SW846 3545A	<b>Project:</b> Romc Soil Investigation(Romc EPA) - 2081 Bay Road, East Palo Alto, CA	

Run #1	File ID	DF	Analyzed	By	Prep Date	Prep Batch	Analytical Batch
Run #1	PP20466.D	1	07/27/11	RV	07/25/11	OP4295	GPP692
Run #2							

Run #1	Initial Weight	Final Volume
Run #1	10.0 g	10.0 ml
Run #2		

**PCB List**

CAS No.	Compound	Result	RL	MDL	Units	Q
12674-11-2	Aroclor 1016	ND	100	17	ug/kg	
11104-28-2	Aroclor 1221	ND	100	50	ug/kg	
11141-16-5	Aroclor 1232	ND	100	50	ug/kg	
53469-21-9	Aroclor 1242	ND	100	50	ug/kg	
12672-29-6	Aroclor 1248	ND	100	50	ug/kg	
11097-69-1	Aroclor 1254 <sup>b</sup>	85.6	100	50	ug/kg	J
11096-82-5	Aroclor 1260 <sup>b</sup>	36.5	100	20	ug/kg	J

CAS No.	Surrogate Recoveries	Run# 1	Run# 2	Limits
877-09-8	Tetrachloro-m-xylene	60%		45-108%
877-09-8	Tetrachloro-m-xylene	55%		45-108%
2051-24-3	Decachlorobiphenyl	91%		54-121%
2051-24-3	Decachlorobiphenyl	82%		54-121%

(a) All results reported on wet weight basis.

(b) Estimated value due to the presence of multiple overlapping Aroclor patterns.

ND = Not detected      MDL - Method Detection Limit  
 RL = Reporting Limit  
 E = Indicates value exceeds calibration range

J = Indicates an estimated value  
 B = Indicates analyte found in associated method blank  
 N = Indicates presumptive evidence of a compound

## Report of Analysis

<b>Client Sample ID:</b> Q20-1.1		<b>Date Sampled:</b> 07/21/11
<b>Lab Sample ID:</b> C17127-17		<b>Date Received:</b> 07/22/11
<b>Matrix:</b> SO - Soil		<b>Percent Solids:</b> n/a <sup>a</sup>
<b>Method:</b> SW846 8015B M SW846 3545A		
<b>Project:</b> Romic Soil Investigation(Romic EPA) - 2081 Bay Road, East Palo Alto, CA		

Run #	File ID	DF	Analyzed	By	Prep Date	Prep Batch	Analytical Batch
Run #1	GG27242.D	10	07/28/11	JH	07/26/11	OP4309	GGG731
Run #2							

Run #	Initial Weight	Final Volume
Run #1	10.0 g	1.0 ml
Run #2		

### TPH Extractable w/ Silica Gel Cleanup

CAS No.	Compound	Result	RL	MDL	Units	Q
	TPH (C10-C28)	670	100	50	mg/kg	
	TPH (> C28-C40)	ND	200	100	mg/kg	

CAS No.	Surrogate Recoveries	Run# 1	Run# 2	Limits
630-01-3	Hexacosane	85%		45-140%

(a) All results reported on wet weight basis.

ND = Not detected      MDL - Method Detection Limit  
 RL = Reporting Limit

J = Indicates an estimated value  
 B = Indicates analyte found in associated method blank  
 N = Indicates presumptive evidence of a compound



## Report of Analysis

<b>Client Sample ID:</b> Q20-1.1	<b>Date Sampled:</b> 07/21/11
<b>Lab Sample ID:</b> C17127-17	<b>Date Received:</b> 07/22/11
<b>Matrix:</b> SO - Soil	<b>Percent Solids:</b> n/a <sup>a</sup>
<b>Project:</b> Romic Soil Investigation(Romic EPA) - 2081 Bay Road, East Palo Alto, CA	

## Metals Analysis

Analyte	Result	RL	Units	DF	Prep	Analyzed By	Method	Prep Method
Antimony <sup>b</sup>	< 3.6	3.6	mg/kg	2	07/25/11	07/29/11 RS	SW846 6010B <sup>3</sup>	SW846 3050B <sup>5</sup>
Arsenic <sup>b</sup>	< 3.6	3.6	mg/kg	2	07/25/11	07/29/11 RS	SW846 6010B <sup>3</sup>	SW846 3050B <sup>5</sup>
Barium	20.2	18	mg/kg	1	07/25/11	07/27/11 DQ	SW846 6010B <sup>1</sup>	SW846 3050B <sup>5</sup>
Beryllium <sup>b</sup>	< 1.8	1.8	mg/kg	2	07/25/11	07/29/11 RS	SW846 6010B <sup>3</sup>	SW846 3050B <sup>5</sup>
Cadmium	< 0.91	0.91	mg/kg	1	07/25/11	07/27/11 DQ	SW846 6010B <sup>1</sup>	SW846 3050B <sup>5</sup>
Chromium	62.7	0.91	mg/kg	1	07/25/11	07/27/11 DQ	SW846 6010B <sup>1</sup>	SW846 3050B <sup>5</sup>
Cobalt <sup>b</sup>	45.4	1.8	mg/kg	2	07/25/11	07/29/11 RS	SW846 6010B <sup>3</sup>	SW846 3050B <sup>5</sup>
Copper	89.1	2.3	mg/kg	1	07/25/11	07/27/11 DQ	SW846 6010B <sup>1</sup>	SW846 3050B <sup>5</sup>
Lead	3.8	1.8	mg/kg	1	07/25/11	07/27/11 DQ	SW846 6010B <sup>1</sup>	SW846 3050B <sup>5</sup>
Mercury	0.055	0.040	mg/kg	1	07/27/11	07/30/11 PH	SW846 7471A <sup>4</sup>	SW846 7471A <sup>6</sup>
Molybdenum	< 1.8	1.8	mg/kg	1	07/25/11	07/27/11 DQ	SW846 6010B <sup>2</sup>	SW846 3050B <sup>5</sup>
Nickel	51.3	0.91	mg/kg	1	07/25/11	07/27/11 DQ	SW846 6010B <sup>1</sup>	SW846 3050B <sup>5</sup>
Selenium <sup>b</sup>	< 3.6	3.6	mg/kg	2	07/25/11	07/29/11 RS	SW846 6010B <sup>3</sup>	SW846 3050B <sup>5</sup>
Silver	< 0.91	0.91	mg/kg	1	07/25/11	07/27/11 DQ	SW846 6010B <sup>1</sup>	SW846 3050B <sup>5</sup>
Thallium <sup>b</sup>	< 18	18	mg/kg	10	07/25/11	07/29/11 RS	SW846 6010B <sup>3</sup>	SW846 3050B <sup>5</sup>
Vanadium <sup>b</sup>	125	1.8	mg/kg	2	07/25/11	07/29/11 RS	SW846 6010B <sup>3</sup>	SW846 3050B <sup>5</sup>
Zinc <sup>b</sup>	66.9	3.6	mg/kg	2	07/25/11	07/29/11 RS	SW846 6010B <sup>3</sup>	SW846 3050B <sup>5</sup>

- (1) Instrument QC Batch: MA2008  
(2) Instrument QC Batch: MA2011  
(3) Instrument QC Batch: MA2013  
(4) Instrument QC Batch: MA2017  
(5) Prep QC Batch: MP3763  
(6) Prep QC Batch: MP3771

- (a) All results reported on wet weight basis.  
(b) Elevated reporting limit(s) due to matrix interference and/or dilution required for high interfering element.

RL = Reporting Limit

## Report of Analysis

<b>Client Sample ID:</b>	Q20-3.6	<b>Date Sampled:</b>	07/21/11
<b>Lab Sample ID:</b>	C17127-18	<b>Date Received:</b>	07/22/11
<b>Matrix:</b>	SO - Soil	<b>Percent Solids:</b>	n/a <sup>a</sup>
<b>Method:</b>	SW846 8260B	<b>Project:</b> Romic Soil Investigation(Romic EPA) - 2081 Bay Road, East Palo Alto, CA	

Run #1	File ID	DF	Analyzed	By	Prep Date	Prep Batch	Analytical Batch
Run #1	L9514.D	1	08/04/11	TF	n/a	n/a	VL298
Run #2							

Run #1	Initial Weight	Final Volume	Methanol Aliquot
Run #1	6.55 g	5.0 ml	0.50 ul
Run #2			

## VOA 8260 List

CAS No.	Compound	Result	RL	MDL	Units	Q
67-64-1	Acetone	ND	760000	150000	ug/kg	
71-43-2	Benzene	ND	38000	11000	ug/kg	
108-86-1	Bromobenzene	ND	38000	11000	ug/kg	
74-97-5	Bromochloromethane	ND	38000	11000	ug/kg	
75-27-4	Bromodichloromethane	ND	38000	7600	ug/kg	
75-25-2	Bromoform	ND	38000	7600	ug/kg	
104-51-8	n-Butylbenzene	14700	38000	11000	ug/kg	J
135-98-8	sec-Butylbenzene	ND	38000	11000	ug/kg	
98-06-6	tert-Butylbenzene	ND	38000	11000	ug/kg	
108-90-7	Chlorobenzene	ND	38000	11000	ug/kg	
75-00-3	Chloroethane	ND	38000	11000	ug/kg	
67-66-3	Chloroform	ND	38000	11000	ug/kg	
95-49-8	o-Chlorotoluene	ND	38000	11000	ug/kg	
106-43-4	p-Chlorotoluene	ND	38000	11000	ug/kg	
56-23-5	Carbon tetrachloride	ND	38000	7600	ug/kg	
75-34-3	1,1-Dichloroethane	ND	38000	7600	ug/kg	
75-35-4	1,1-Dichloroethylene	ND	38000	11000	ug/kg	
563-58-6	1,1-Dichloropropene	ND	38000	11000	ug/kg	
96-12-8	1,2-Dibromo-3-chloropropane	ND	38000	7600	ug/kg	
106-93-4	1,2-Dibromoethane	ND	38000	7600	ug/kg	
107-06-2	1,2-Dichloroethane	ND	38000	11000	ug/kg	
78-87-5	1,2-Dichloropropane	ND	38000	11000	ug/kg	
142-28-9	1,3-Dichloropropane	ND	38000	11000	ug/kg	
108-20-3	Di-Isopropyl ether	ND	38000	11000	ug/kg	
594-20-7	2,2-Dichloropropane	ND	38000	11000	ug/kg	
124-48-1	Dibromochloromethane	ND	38000	7600	ug/kg	
75-71-8	Dichlorodifluoromethane	ND	38000	7600	ug/kg	
156-59-2	cis-1,2-Dichloroethylene	ND	38000	11000	ug/kg	
10061-01-5	cis-1,3-Dichloropropene	ND	38000	11000	ug/kg	
541-73-1	m-Dichlorobenzene	ND	38000	11000	ug/kg	
95-50-1	o-Dichlorobenzene	ND	38000	11000	ug/kg	
106-46-7	p-Dichlorobenzene	ND	38000	11000	ug/kg	

ND = Not detected MDL - Method Detection Limit

RL = Reporting Limit

E = Indicates value exceeds calibration range

J = Indicates an estimated value

B = Indicates analyte found in associated method blank

N = Indicates presumptive evidence of a compound

## Report of Analysis

<b>Client Sample ID:</b> Q20-3.6		<b>Date Sampled:</b> 07/21/11
<b>Lab Sample ID:</b> C17127-18		<b>Date Received:</b> 07/22/11
<b>Matrix:</b> SO - Soil		<b>Percent Solids:</b> n/a <sup>a</sup>
<b>Method:</b> SW846 8260B		
<b>Project:</b> Romc Soil Investigation(Romc EPA) - 2081 Bay Road,East Palo Alto,CA		

**VOA 8260 List**

CAS No.	Compound	Result	RL	MDL	Units	Q
156-60-5	trans-1,2-Dichloroethylene	ND	38000	11000	ug/kg	
10061-02-6	trans-1,3-Dichloropropene	ND	38000	11000	ug/kg	
100-41-4	Ethylbenzene	180000	38000	11000	ug/kg	
637-92-3	Ethyl tert-Butyl Ether	ND	38000	11000	ug/kg	
591-78-6	2-Hexanone	ND	310000	38000	ug/kg	
87-68-3	Hexachlorobutadiene	ND	38000	7600	ug/kg	
98-82-8	Isopropylbenzene	ND	38000	11000	ug/kg	
99-87-6	p-Isopropyltoluene	ND	38000	11000	ug/kg	
108-10-1	4-Methyl-2-pentanone	ND	310000	110000	ug/kg	
74-83-9	Methyl bromide	ND	38000	19000	ug/kg	
74-87-3	Methyl chloride	ND	38000	11000	ug/kg	
74-95-3	Methylene bromide	ND	38000	19000	ug/kg	
75-09-2	Methylene chloride	ND	190000	120000	ug/kg	
78-93-3	Methyl ethyl ketone	ND	310000	92000	ug/kg	
1634-04-4	Methyl Tert Butyl Ether	ND	38000	7600	ug/kg	
91-20-3	Naphthalene	15000	38000	11000	ug/kg	J
103-65-1	n-Propylbenzene	26800	38000	11000	ug/kg	J
100-42-5	Styrene	ND	38000	7600	ug/kg	
994-05-8	Tert-Amyl Methyl Ether	ND	38000	9200	ug/kg	
75-65-0	Tert Butyl Alcohol	ND	310000	76000	ug/kg	
630-20-6	1,1,1,2-Tetrachloroethane	ND	38000	7600	ug/kg	
71-55-6	1,1,1-Trichloroethane	ND	38000	11000	ug/kg	
79-34-5	1,1,2,2-Tetrachloroethane	ND	38000	7600	ug/kg	
79-00-5	1,1,2-Trichloroethane	ND	38000	7600	ug/kg	
87-61-6	1,2,3-Trichlorobenzene	ND	38000	11000	ug/kg	
96-18-4	1,2,3-Trichloropropane	ND	38000	11000	ug/kg	
120-82-1	1,2,4-Trichlorobenzene	ND	38000	11000	ug/kg	
95-63-6	1,2,4-Trimethylbenzene	207000	38000	11000	ug/kg	
108-67-8	1,3,5-Trimethylbenzene	63600	38000	11000	ug/kg	
127-18-4	Tetrachloroethylene	ND	38000	27000	ug/kg	
108-88-3	Toluene	257000	38000	11000	ug/kg	
79-01-6	Trichloroethylene	ND	38000	7600	ug/kg	
75-69-4	Trichlorofluoromethane	ND	38000	9200	ug/kg	
75-01-4	Vinyl chloride	ND	38000	19000	ug/kg	
1330-20-7	Xylene (total)	1030000	76000	31000	ug/kg	

CAS No.	Surrogate Recoveries	Run# 1	Run# 2	Limits
1868-53-7	Dibromofluoromethane	99%		60-130%
2037-26-5	Toluene-D8	101%		60-130%

ND = Not detected      MDL - Method Detection Limit  
 RL = Reporting Limit  
 E = Indicates value exceeds calibration range

J = Indicates an estimated value  
 B = Indicates analyte found in associated method blank  
 N = Indicates presumptive evidence of a compound

## Report of Analysis

<b>Client Sample ID:</b> Q20-3.6		
<b>Lab Sample ID:</b> C17127-18		<b>Date Sampled:</b> 07/21/11
<b>Matrix:</b> SO - Soil		<b>Date Received:</b> 07/22/11
<b>Method:</b> SW846 8260B		<b>Percent Solids:</b> n/a <sup>a</sup>
<b>Project:</b> Romic Soil Investigation(Romic EPA) - 2081 Bay Road, East Palo Alto, CA		

### VOA 8260 List

CAS No.	Surrogate Recoveries	Run# 1	Run# 2	Limits
460-00-4	4-Bromofluorobenzene	105%		60-130%

(a) All results reported on wet weight basis.

ND = Not detected      MDL - Method Detection Limit  
 RL = Reporting Limit  
 E = Indicates value exceeds calibration range

J = Indicates an estimated value  
 B = Indicates analyte found in associated method blank  
 N = Indicates presumptive evidence of a compound

## Report of Analysis

<b>Client Sample ID:</b>	Q20-6.6	<b>Date Sampled:</b>	07/21/11
<b>Lab Sample ID:</b>	C17127-19	<b>Date Received:</b>	07/22/11
<b>Matrix:</b>	SO - Soil	<b>Percent Solids:</b>	n/a <sup>a</sup>
<b>Method:</b>	SW846 8260B	<b>Project:</b> Romic Soil Investigation(Romic EPA) - 2081 Bay Road, East Palo Alto, CA	

Run #	File ID	DF	Analyzed	By	Prep Date	Prep Batch	Analytical Batch
Run #1	L9521.D	1	08/04/11	TF	n/a	n/a	VL298
Run #2 <sup>b</sup>	L9548.D	1	08/05/11	TF	n/a	n/a	VL299

Run #	Initial Weight	Final Volume	Methanol Aliquot
Run #1	6.74 g		
Run #2	5.75 g	5.0 ml	100 ul

## VOA 8260 List

CAS No.	Compound	Result	RL	MDL	Units	Q
67-64-1	Acetone	25.6	74	15	ug/kg	J
71-43-2	Benzene	17.7	3.7	1.1	ug/kg	
108-86-1	Bromobenzene	ND	3.7	1.1	ug/kg	
74-97-5	Bromochloromethane	ND	3.7	1.1	ug/kg	
75-27-4	Bromodichloromethane	ND	3.7	0.74	ug/kg	
75-25-2	Bromoform	ND	3.7	0.74	ug/kg	
104-51-8	n-Butylbenzene	3.7	3.7	1.1	ug/kg	
135-98-8	sec-Butylbenzene	2.0	3.7	1.1	ug/kg	J
98-06-6	tert-Butylbenzene	ND	3.7	1.1	ug/kg	
108-90-7	Chlorobenzene	5.0	3.7	1.1	ug/kg	
75-00-3	Chloroethane	ND	3.7	1.1	ug/kg	
67-66-3	Chloroform	ND	3.7	1.1	ug/kg	
95-49-8	o-Chlorotoluene	ND	3.7	1.1	ug/kg	
106-43-4	p-Chlorotoluene	ND	3.7	1.1	ug/kg	
56-23-5	Carbon tetrachloride	ND	3.7	0.74	ug/kg	
75-34-3	1,1-Dichloroethane	ND	3.7	0.74	ug/kg	
75-35-4	1,1-Dichloroethylene	ND	3.7	1.1	ug/kg	
563-58-6	1,1-Dichloropropene	ND	3.7	1.1	ug/kg	
96-12-8	1,2-Dibromo-3-chloropropane	ND	3.7	0.74	ug/kg	
106-93-4	1,2-Dibromoethane	ND	3.7	0.74	ug/kg	
107-06-2	1,2-Dichloroethane	ND	3.7	1.1	ug/kg	
78-87-5	1,2-Dichloropropane	ND	3.7	1.1	ug/kg	
142-28-9	1,3-Dichloropropane	ND	3.7	1.1	ug/kg	
108-20-3	Di-Isopropyl ether	4.3	3.7	1.1	ug/kg	
594-20-7	2,2-Dichloropropane	ND	3.7	1.1	ug/kg	
124-48-1	Dibromochloromethane	ND	3.7	0.74	ug/kg	
75-71-8	Dichlorodifluoromethane	ND	3.7	0.74	ug/kg	
156-59-2	cis-1,2-Dichloroethylene	ND	3.7	1.1	ug/kg	
10061-01-5	cis-1,3-Dichloropropene	ND	3.7	1.1	ug/kg	
541-73-1	m-Dichlorobenzene	ND	3.7	1.1	ug/kg	
95-50-1	o-Dichlorobenzene	ND	3.7	1.1	ug/kg	
106-46-7	p-Dichlorobenzene	ND	3.7	1.1	ug/kg	

ND = Not detected MDL - Method Detection Limit

RL = Reporting Limit

E = Indicates value exceeds calibration range

J = Indicates an estimated value

B = Indicates analyte found in associated method blank

N = Indicates presumptive evidence of a compound

## Report of Analysis

<b>Client Sample ID:</b>	Q20-6.6	<b>Date Sampled:</b>	07/21/11
<b>Lab Sample ID:</b>	C17127-19	<b>Date Received:</b>	07/22/11
<b>Matrix:</b>	SO - Soil	<b>Percent Solids:</b>	n/a <sup>a</sup>
<b>Method:</b>	SW846 8260B		
<b>Project:</b>	Romic Soil Investigation(Romic EPA) - 2081 Bay Road,East Palo Alto,CA		

## VOA 8260 List

CAS No.	Compound	Result	RL	MDL	Units	Q
156-60-5	trans-1,2-Dichloroethylene	ND	3.7	1.1	ug/kg	
10061-02-6	trans-1,3-Dichloropropene	ND	3.7	1.1	ug/kg	
100-41-4	Ethylbenzene	719 <sup>c</sup>	220	65	ug/kg	
637-92-3	Ethyl tert-Butyl Ether	ND	3.7	1.1	ug/kg	
591-78-6	2-Hexanone	ND	30	3.7	ug/kg	
87-68-3	Hexachlorobutadiene	ND	3.7	0.74	ug/kg	
98-82-8	Isopropylbenzene	7.1	3.7	1.1	ug/kg	
99-87-6	p-Isopropyltoluene	3.4	3.7	1.1	ug/kg	J
108-10-1	4-Methyl-2-pentanone	ND	30	11	ug/kg	
74-83-9	Methyl bromide	ND	3.7	1.9	ug/kg	
74-87-3	Methyl chloride	ND	3.7	1.1	ug/kg	
74-95-3	Methylene bromide	ND	3.7	1.9	ug/kg	
75-09-2	Methylene chloride	ND	19	12	ug/kg	
78-93-3	Methyl ethyl ketone	ND	30	8.9	ug/kg	
1634-04-4	Methyl Tert Butyl Ether	2.9	3.7	0.74	ug/kg	J
91-20-3	Naphthalene	36.4	3.7	1.1	ug/kg	
103-65-1	n-Propylbenzene	13.2	3.7	1.1	ug/kg	
100-42-5	Styrene	ND	3.7	0.74	ug/kg	
994-05-8	Tert-Amyl Methyl Ether	ND	3.7	0.89	ug/kg	
75-65-0	Tert Butyl Alcohol	257	30	7.4	ug/kg	
630-20-6	1,1,1,2-Tetrachloroethane	ND	3.7	0.74	ug/kg	
71-55-6	1,1,1-Trichloroethane	ND	3.7	1.1	ug/kg	
79-34-5	1,1,2,2-Tetrachloroethane	ND	3.7	0.74	ug/kg	
79-00-5	1,1,2-Trichloroethane	ND	3.7	0.74	ug/kg	
87-61-6	1,2,3-Trichlorobenzene	ND	3.7	1.1	ug/kg	
96-18-4	1,2,3-Trichloropropane	ND	3.7	1.1	ug/kg	
120-82-1	1,2,4-Trichlorobenzene	ND	3.7	1.1	ug/kg	
95-63-6	1,2,4-Trimethylbenzene	703 <sup>c</sup>	220	65	ug/kg	
108-67-8	1,3,5-Trimethylbenzene	31.7	3.7	1.1	ug/kg	
127-18-4	Tetrachloroethylene	ND	3.7	2.6	ug/kg	
108-88-3	Toluene	20.6	3.7	1.1	ug/kg	
79-01-6	Trichloroethylene	ND	3.7	0.74	ug/kg	
75-69-4	Trichlorofluoromethane	ND	3.7	0.89	ug/kg	
75-01-4	Vinyl chloride	ND	3.7	1.9	ug/kg	
1330-20-7	Xylene (total)	1170 <sup>c</sup>	430	170	ug/kg	

CAS No.	Surrogate Recoveries	Run# 1	Run# 2	Limits
1868-53-7	Dibromofluoromethane	107%	101%	60-130%
2037-26-5	Toluene-D8	112%	114%	60-130%

ND = Not detected MDL - Method Detection Limit

RL = Reporting Limit

E = Indicates value exceeds calibration range

J = Indicates an estimated value

B = Indicates analyte found in associated method blank

N = Indicates presumptive evidence of a compound

## Report of Analysis

<b>Client Sample ID:</b> Q20-6.6		
<b>Lab Sample ID:</b> C17127-19		<b>Date Sampled:</b> 07/21/11
<b>Matrix:</b> SO - Soil		<b>Date Received:</b> 07/22/11
<b>Method:</b> SW846 8260B		<b>Percent Solids:</b> n/a <sup>a</sup>
<b>Project:</b> Romic Soil Investigation(Romic EPA) - 2081 Bay Road, East Palo Alto, CA		

### VOA 8260 List

CAS No.	Surrogate Recoveries	Run# 1	Run# 2	Limits
460-00-4	4-Bromofluorobenzene	106%	104%	60-130%

- (a) All results reported on wet weight basis.
- (b) Sample analyzed past hold time due to need for reanalysis; originally analyzed within hold time.
- (c) Result is from Run# 2

ND = Not detected      MDL - Method Detection Limit  
 RL = Reporting Limit  
 E = Indicates value exceeds calibration range

J = Indicates an estimated value  
 B = Indicates analyte found in associated method blank  
 N = Indicates presumptive evidence of a compound

## Report of Analysis

<b>Client Sample ID:</b>	R24-6.0	<b>Date Sampled:</b>	07/21/11
<b>Lab Sample ID:</b>	C17127-20	<b>Date Received:</b>	07/22/11
<b>Matrix:</b>	SO - Soil	<b>Percent Solids:</b>	n/a <sup>a</sup>
<b>Method:</b>	SW846 8260B	<b>Project:</b> Romic Soil Investigation(Romic EPA) - 2081 Bay Road, East Palo Alto, CA	

Run #	File ID	DF	Analyzed	By	Prep Date	Prep Batch	Analytical Batch
Run #1	L9505.D	1	08/04/11	TF	n/a	n/a	VL298
Run #2							

Run #	Initial Weight
Run #1	6.62 g
Run #2	

## VOA 8260 List

CAS No.	Compound	Result	RL	MDL	Units	Q
67-64-1	Acetone	ND	76	15	ug/kg	
71-43-2	Benzene	ND	3.8	1.1	ug/kg	
108-86-1	Bromobenzene	ND	3.8	1.1	ug/kg	
74-97-5	Bromochloromethane	ND	3.8	1.1	ug/kg	
75-27-4	Bromodichloromethane	ND	3.8	0.76	ug/kg	
75-25-2	Bromoform	ND	3.8	0.76	ug/kg	
104-51-8	n-Butylbenzene	ND	3.8	1.1	ug/kg	
135-98-8	sec-Butylbenzene	ND	3.8	1.1	ug/kg	
98-06-6	tert-Butylbenzene	ND	3.8	1.1	ug/kg	
108-90-7	Chlorobenzene	ND	3.8	1.1	ug/kg	
75-00-3	Chloroethane	ND	3.8	1.1	ug/kg	
67-66-3	Chloroform	ND	3.8	1.1	ug/kg	
95-49-8	o-Chlorotoluene	ND	3.8	1.1	ug/kg	
106-43-4	p-Chlorotoluene	ND	3.8	1.1	ug/kg	
56-23-5	Carbon tetrachloride	ND	3.8	0.76	ug/kg	
75-34-3	1,1-Dichloroethane	ND	3.8	0.76	ug/kg	
75-35-4	1,1-Dichloroethylene	ND	3.8	1.1	ug/kg	
563-58-6	1,1-Dichloropropene	ND	3.8	1.1	ug/kg	
96-12-8	1,2-Dibromo-3-chloropropane	ND	3.8	0.76	ug/kg	
106-93-4	1,2-Dibromoethane	ND	3.8	0.76	ug/kg	
107-06-2	1,2-Dichloroethane	ND	3.8	1.1	ug/kg	
78-87-5	1,2-Dichloropropane	ND	3.8	1.1	ug/kg	
142-28-9	1,3-Dichloropropane	ND	3.8	1.1	ug/kg	
108-20-3	Di-Isopropyl ether	ND	3.8	1.1	ug/kg	
594-20-7	2,2-Dichloropropane	ND	3.8	1.1	ug/kg	
124-48-1	Dibromochloromethane	ND	3.8	0.76	ug/kg	
75-71-8	Dichlorodifluoromethane	ND	3.8	0.76	ug/kg	
156-59-2	cis-1,2-Dichloroethylene	1.4	3.8	1.1	ug/kg	J
10061-01-5	cis-1,3-Dichloropropene	ND	3.8	1.1	ug/kg	
541-73-1	m-Dichlorobenzene	ND	3.8	1.1	ug/kg	
95-50-1	o-Dichlorobenzene	ND	3.8	1.1	ug/kg	
106-46-7	p-Dichlorobenzene	ND	3.8	1.1	ug/kg	

ND = Not detected MDL - Method Detection Limit

RL = Reporting Limit

E = Indicates value exceeds calibration range

J = Indicates an estimated value

B = Indicates analyte found in associated method blank

N = Indicates presumptive evidence of a compound



## Report of Analysis

<b>Client Sample ID:</b>	R24-6.0	<b>Date Sampled:</b>	07/21/11
<b>Lab Sample ID:</b>	C17127-20	<b>Date Received:</b>	07/22/11
<b>Matrix:</b>	SO - Soil	<b>Percent Solids:</b>	n/a <sup>a</sup>
<b>Method:</b>	SW846 8260B		
<b>Project:</b>	Romic Soil Investigation(Romic EPA) - 2081 Bay Road,East Palo Alto,CA		

## VOA 8260 List

CAS No.	Compound	Result	RL	MDL	Units	Q
156-60-5	trans-1,2-Dichloroethylene	ND	3.8	1.1	ug/kg	
10061-02-6	trans-1,3-Dichloropropene	ND	3.8	1.1	ug/kg	
100-41-4	Ethylbenzene	ND	3.8	1.1	ug/kg	
637-92-3	Ethyl tert-Butyl Ether	ND	3.8	1.1	ug/kg	
591-78-6	2-Hexanone	ND	30	3.8	ug/kg	
87-68-3	Hexachlorobutadiene	ND	3.8	0.76	ug/kg	
98-82-8	Isopropylbenzene	ND	3.8	1.1	ug/kg	
99-87-6	p-Isopropyltoluene	ND	3.8	1.1	ug/kg	
108-10-1	4-Methyl-2-pentanone	ND	30	11	ug/kg	
74-83-9	Methyl bromide	ND	3.8	1.9	ug/kg	
74-87-3	Methyl chloride	ND	3.8	1.1	ug/kg	
74-95-3	Methylene bromide	ND	3.8	1.9	ug/kg	
75-09-2	Methylene chloride	ND	19	12	ug/kg	
78-93-3	Methyl ethyl ketone	ND	30	9.1	ug/kg	
1634-04-4	Methyl Tert Butyl Ether	ND	3.8	0.76	ug/kg	
91-20-3	Naphthalene	ND	3.8	1.1	ug/kg	
103-65-1	n-Propylbenzene	ND	3.8	1.1	ug/kg	
100-42-5	Styrene	ND	3.8	0.76	ug/kg	
994-05-8	Tert-Amyl Methyl Ether	ND	3.8	0.91	ug/kg	
75-65-0	Tert Butyl Alcohol	ND	30	7.6	ug/kg	
630-20-6	1,1,1,2-Tetrachloroethane	ND	3.8	0.76	ug/kg	
71-55-6	1,1,1-Trichloroethane	ND	3.8	1.1	ug/kg	
79-34-5	1,1,2,2-Tetrachloroethane	ND	3.8	0.76	ug/kg	
79-00-5	1,1,2-Trichloroethane	ND	3.8	0.76	ug/kg	
87-61-6	1,2,3-Trichlorobenzene	ND	3.8	1.1	ug/kg	
96-18-4	1,2,3-Trichloropropane	ND	3.8	1.1	ug/kg	
120-82-1	1,2,4-Trichlorobenzene	ND	3.8	1.1	ug/kg	
95-63-6	1,2,4-Trimethylbenzene	ND	3.8	1.1	ug/kg	
108-67-8	1,3,5-Trimethylbenzene	ND	3.8	1.1	ug/kg	
127-18-4	Tetrachloroethylene	ND	3.8	2.6	ug/kg	
108-88-3	Toluene	ND	3.8	1.1	ug/kg	
79-01-6	Trichloroethylene	ND	3.8	0.76	ug/kg	
75-69-4	Trichlorofluoromethane	ND	3.8	0.91	ug/kg	
75-01-4	Vinyl chloride	ND	3.8	1.9	ug/kg	
1330-20-7	Xylene (total)	ND	7.6	3.0	ug/kg	

CAS No.	Surrogate Recoveries	Run# 1	Run# 2	Limits
1868-53-7	Dibromofluoromethane	96%		60-130%
2037-26-5	Toluene-D8	103%		60-130%

ND = Not detected MDL - Method Detection Limit

RL = Reporting Limit

E = Indicates value exceeds calibration range

J = Indicates an estimated value

B = Indicates analyte found in associated method blank

N = Indicates presumptive evidence of a compound

## Report of Analysis

<b>Client Sample ID:</b>	R24-6.0	<b>Date Sampled:</b>	07/21/11
<b>Lab Sample ID:</b>	C17127-20	<b>Date Received:</b>	07/22/11
<b>Matrix:</b>	SO - Soil	<b>Percent Solids:</b>	n/a <sup>a</sup>
<b>Method:</b>	SW846 8260B	<b>Project:</b> Romic Soil Investigation(Romic EPA) - 2081 Bay Road, East Palo Alto, CA	

### VOA 8260 List

CAS No.	Surrogate Recoveries	Run# 1	Run# 2	Limits
460-00-4	4-Bromofluorobenzene	99%		60-130%

(a) All results reported on wet weight basis.

ND = Not detected      MDL - Method Detection Limit  
 RL = Reporting Limit  
 E = Indicates value exceeds calibration range

J = Indicates an estimated value  
 B = Indicates analyte found in associated method blank  
 N = Indicates presumptive evidence of a compound

## Report of Analysis

<b>Client Sample ID:</b>	OP21-0.7	<b>Date Sampled:</b>	07/21/11
<b>Lab Sample ID:</b>	C17127-21	<b>Date Received:</b>	07/22/11
<b>Matrix:</b>	SO - Soil	<b>Percent Solids:</b>	n/a <sup>a</sup>
<b>Method:</b>	SW846 8260B	<b>Project:</b> Romic Soil Investigation(Romic EPA) - 2081 Bay Road, East Palo Alto, CA	

Run #	File ID	DF	Analyzed	By	Prep Date	Prep Batch	Analytical Batch
Run #1	M26237.D	1	08/04/11	TN	n/a	n/a	VM835
Run #2							

Run #	Initial Weight	Final Volume	Methanol Aliquot
Run #1	6.26 g	5.0 ml	0.50 ul
Run #2			

## VOA 8260 List

CAS No.	Compound	Result	RL	MDL	Units	Q
67-64-1	Acetone	ND	80000	16000	ug/kg	
71-43-2	Benzene	ND	40000	12000	ug/kg	
108-86-1	Bromobenzene	ND	40000	12000	ug/kg	
74-97-5	Bromochloromethane	ND	40000	12000	ug/kg	
75-27-4	Bromodichloromethane	ND	40000	8000	ug/kg	
75-25-2	Bromoform	ND	40000	8000	ug/kg	
104-51-8	n-Butylbenzene	ND	40000	12000	ug/kg	
135-98-8	sec-Butylbenzene	ND	40000	12000	ug/kg	
98-06-6	tert-Butylbenzene	ND	40000	12000	ug/kg	
108-90-7	Chlorobenzene	ND	40000	12000	ug/kg	
75-00-3	Chloroethane	ND	40000	12000	ug/kg	
67-66-3	Chloroform	ND	40000	12000	ug/kg	
95-49-8	o-Chlorotoluene	ND	40000	12000	ug/kg	
106-43-4	p-Chlorotoluene	ND	40000	12000	ug/kg	
56-23-5	Carbon tetrachloride	ND	40000	8000	ug/kg	
75-34-3	1,1-Dichloroethane	ND	40000	8000	ug/kg	
75-35-4	1,1-Dichloroethylene	ND	40000	12000	ug/kg	
563-58-6	1,1-Dichloropropene	ND	40000	12000	ug/kg	
96-12-8	1,2-Dibromo-3-chloropropane	ND	40000	8000	ug/kg	
106-93-4	1,2-Dibromoethane	ND	40000	8000	ug/kg	
107-06-2	1,2-Dichloroethane	ND	40000	12000	ug/kg	
78-87-5	1,2-Dichloropropane	ND	40000	12000	ug/kg	
142-28-9	1,3-Dichloropropane	ND	40000	12000	ug/kg	
108-20-3	Di-Isopropyl ether	ND	40000	12000	ug/kg	
594-20-7	2,2-Dichloropropane	ND	40000	12000	ug/kg	
124-48-1	Dibromochloromethane	ND	40000	8000	ug/kg	
75-71-8	Dichlorodifluoromethane	ND	40000	8000	ug/kg	
156-59-2	cis-1,2-Dichloroethylene	ND	40000	12000	ug/kg	
10061-01-5	cis-1,3-Dichloropropene	ND	40000	12000	ug/kg	
541-73-1	m-Dichlorobenzene	ND	40000	12000	ug/kg	
95-50-1	o-Dichlorobenzene	ND	40000	12000	ug/kg	
106-46-7	p-Dichlorobenzene	ND	40000	12000	ug/kg	

ND = Not detected MDL - Method Detection Limit

RL = Reporting Limit

E = Indicates value exceeds calibration range

J = Indicates an estimated value

B = Indicates analyte found in associated method blank

N = Indicates presumptive evidence of a compound

## Report of Analysis

<b>Client Sample ID:</b>	OP21-0.7	<b>Date Sampled:</b>	07/21/11
<b>Lab Sample ID:</b>	C17127-21	<b>Date Received:</b>	07/22/11
<b>Matrix:</b>	SO - Soil	<b>Percent Solids:</b>	n/a <sup>a</sup>
<b>Method:</b>	SW846 8260B		
<b>Project:</b>	Romic Soil Investigation(Romic EPA) - 2081 Bay Road,East Palo Alto,CA		

## VOA 8260 List

CAS No.	Compound	Result	RL	MDL	Units	Q
156-60-5	trans-1,2-Dichloroethylene	ND	40000	12000	ug/kg	
10061-02-6	trans-1,3-Dichloropropene	ND	40000	12000	ug/kg	
100-41-4	Ethylbenzene	82600	40000	12000	ug/kg	
637-92-3	Ethyl tert-Butyl Ether	ND	40000	12000	ug/kg	
591-78-6	2-Hexanone	ND	320000	40000	ug/kg	
87-68-3	Hexachlorobutadiene	ND	40000	8000	ug/kg	
98-82-8	Isopropylbenzene	ND	40000	12000	ug/kg	
99-87-6	p-Isopropyltoluene	ND	40000	12000	ug/kg	
108-10-1	4-Methyl-2-pentanone	ND	320000	120000	ug/kg	
74-83-9	Methyl bromide	ND	40000	20000	ug/kg	
74-87-3	Methyl chloride	ND	40000	12000	ug/kg	
74-95-3	Methylene bromide	ND	40000	20000	ug/kg	
75-09-2	Methylene chloride	ND	200000	130000	ug/kg	
78-93-3	Methyl ethyl ketone	ND	320000	96000	ug/kg	
1634-04-4	Methyl Tert Butyl Ether	ND	40000	8000	ug/kg	
91-20-3	Naphthalene	ND	40000	12000	ug/kg	
103-65-1	n-Propylbenzene	ND	40000	12000	ug/kg	
100-42-5	Styrene	ND	40000	8000	ug/kg	
994-05-8	Tert-Amyl Methyl Ether	ND	40000	9600	ug/kg	
75-65-0	Tert Butyl Alcohol	ND	320000	80000	ug/kg	
630-20-6	1,1,1,2-Tetrachloroethane	ND	40000	8000	ug/kg	
71-55-6	1,1,1-Trichloroethane	ND	40000	12000	ug/kg	
79-34-5	1,1,2,2-Tetrachloroethane	ND	40000	8000	ug/kg	
79-00-5	1,1,2-Trichloroethane	ND	40000	8000	ug/kg	
87-61-6	1,2,3-Trichlorobenzene	ND	40000	12000	ug/kg	
96-18-4	1,2,3-Trichloropropane	ND	40000	12000	ug/kg	
120-82-1	1,2,4-Trichlorobenzene	ND	40000	12000	ug/kg	
95-63-6	1,2,4-Trimethylbenzene	33600	40000	12000	ug/kg	J
108-67-8	1,3,5-Trimethylbenzene	ND	40000	12000	ug/kg	
127-18-4	Tetrachloroethylene	ND	40000	28000	ug/kg	
108-88-3	Toluene	100000	40000	12000	ug/kg	
79-01-6	Trichloroethylene	ND	40000	8000	ug/kg	
75-69-4	Trichlorofluoromethane	ND	40000	9600	ug/kg	
75-01-4	Vinyl chloride	ND	40000	20000	ug/kg	
1330-20-7	Xylene (total)	386000	80000	32000	ug/kg	

CAS No.	Surrogate Recoveries	Run# 1	Run# 2	Limits
1868-53-7	Dibromofluoromethane	90%		60-130%
2037-26-5	Toluene-D8	103%		60-130%

ND = Not detected MDL - Method Detection Limit

RL = Reporting Limit

E = Indicates value exceeds calibration range

J = Indicates an estimated value

B = Indicates analyte found in associated method blank

N = Indicates presumptive evidence of a compound

## Report of Analysis

<b>Client Sample ID:</b> OP21-0.7		<b>Date Sampled:</b> 07/21/11
<b>Lab Sample ID:</b> C17127-21		<b>Date Received:</b> 07/22/11
<b>Matrix:</b> SO - Soil		<b>Percent Solids:</b> n/a <sup>a</sup>
<b>Method:</b> SW846 8260B		
<b>Project:</b> Romic Soil Investigation(Romic EPA) - 2081 Bay Road, East Palo Alto, CA		

**VOA 8260 List**

CAS No.	Surrogate Recoveries	Run# 1	Run# 2	Limits
460-00-4	4-Bromofluorobenzene	98%		60-130%

(a) All results reported on wet weight basis.

ND = Not detected      MDL - Method Detection Limit  
 RL = Reporting Limit  
 E = Indicates value exceeds calibration range

J = Indicates an estimated value  
 B = Indicates analyte found in associated method blank  
 N = Indicates presumptive evidence of a compound

## Report of Analysis

<b>Client Sample ID:</b>	OP21-0.7	<b>Date Sampled:</b>	07/21/11
<b>Lab Sample ID:</b>	C17127-21A	<b>Date Received:</b>	07/22/11
<b>Matrix:</b>	SO - Soil	<b>Percent Solids:</b>	n/a <sup>a</sup>
<b>Method:</b>	SW846 8260B	<b>Project:</b> Romc Soil Investigation(Romc EPA) - 2081 Bay Road, East Palo Alto, CA	

Run #	File ID	DF	Analyzed	By	Prep Date	Prep Batch	Analytical Batch
Run #1 <sup>b</sup>	M26508.D	1	08/11/11	XB	n/a	n/a	VM842
Run #2							

Run #	Initial Weight	Final Volume	Methanol Aliquot
Run #1	6.26 g	5.0 ml	1.0 ul
Run #2			

## VOA 8260 List

CAS No.	Compound	Result	RL	MDL	Units	Q
67-64-1	Acetone	ND	400000	80000	ug/kg	
71-43-2	Benzene	ND	20000	6000	ug/kg	
108-86-1	Bromobenzene	ND	20000	6000	ug/kg	
74-97-5	Bromochloromethane	ND	20000	6000	ug/kg	
75-27-4	Bromodichloromethane	ND	20000	4000	ug/kg	
75-25-2	Bromoform	ND	20000	4000	ug/kg	
104-51-8	n-Butylbenzene	7200	20000	6000	ug/kg	J
135-98-8	sec-Butylbenzene	ND	20000	6000	ug/kg	
98-06-6	tert-Butylbenzene	ND	20000	6000	ug/kg	
108-90-7	Chlorobenzene	ND	20000	6000	ug/kg	
75-00-3	Chloroethane	ND	20000	6000	ug/kg	
67-66-3	Chloroform	ND	20000	6000	ug/kg	
95-49-8	o-Chlorotoluene	ND	20000	6000	ug/kg	
106-43-4	p-Chlorotoluene	ND	20000	6000	ug/kg	
56-23-5	Carbon tetrachloride	ND	20000	4000	ug/kg	
75-34-3	1,1-Dichloroethane	ND	20000	4000	ug/kg	
75-35-4	1,1-Dichloroethylene	ND	20000	6000	ug/kg	
563-58-6	1,1-Dichloropropene	ND	20000	6000	ug/kg	
96-12-8	1,2-Dibromo-3-chloropropane	ND	20000	4000	ug/kg	
106-93-4	1,2-Dibromoethane	ND	20000	4000	ug/kg	
107-06-2	1,2-Dichloroethane	ND	20000	6000	ug/kg	
78-87-5	1,2-Dichloropropane	ND	20000	6000	ug/kg	
142-28-9	1,3-Dichloropropane	ND	20000	6000	ug/kg	
108-20-3	Di-Isopropyl ether	ND	20000	6000	ug/kg	
594-20-7	2,2-Dichloropropane	ND	20000	6000	ug/kg	
124-48-1	Dibromochloromethane	ND	20000	4000	ug/kg	
75-71-8	Dichlorodifluoromethane	ND	20000	4000	ug/kg	
156-59-2	cis-1,2-Dichloroethylene	ND	20000	6000	ug/kg	
10061-01-5	cis-1,3-Dichloropropene	ND	20000	6000	ug/kg	
541-73-1	m-Dichlorobenzene	ND	20000	6000	ug/kg	
95-50-1	o-Dichlorobenzene	ND	20000	6000	ug/kg	
106-46-7	p-Dichlorobenzene	ND	20000	6000	ug/kg	

ND = Not detected MDL - Method Detection Limit

RL = Reporting Limit

E = Indicates value exceeds calibration range

J = Indicates an estimated value

B = Indicates analyte found in associated method blank

N = Indicates presumptive evidence of a compound

## Report of Analysis

<b>Client Sample ID:</b>	OP21-0.7	<b>Date Sampled:</b>	07/21/11
<b>Lab Sample ID:</b>	C17127-21A	<b>Date Received:</b>	07/22/11
<b>Matrix:</b>	SO - Soil	<b>Percent Solids:</b>	n/a <sup>a</sup>
<b>Method:</b>	SW846 8260B		
<b>Project:</b>	Romic Soil Investigation(Romic EPA) - 2081 Bay Road,East Palo Alto,CA		

## VOA 8260 List

CAS No.	Compound	Result	RL	MDL	Units	Q
156-60-5	trans-1,2-Dichloroethylene	ND	20000	6000	ug/kg	
10061-02-6	trans-1,3-Dichloropropene	ND	20000	6000	ug/kg	
100-41-4	Ethylbenzene	178000	20000	6000	ug/kg	
637-92-3	Ethyl tert-Butyl Ether	ND	20000	6000	ug/kg	
591-78-6	2-Hexanone	ND	160000	20000	ug/kg	
87-68-3	Hexachlorobutadiene	ND	20000	4000	ug/kg	
98-82-8	Isopropylbenzene	8480	20000	6000	ug/kg	J
99-87-6	p-Isopropyltoluene	ND	20000	6000	ug/kg	
108-10-1	4-Methyl-2-pentanone	ND	160000	60000	ug/kg	
74-83-9	Methyl bromide	ND	20000	10000	ug/kg	
74-87-3	Methyl chloride	ND	20000	6000	ug/kg	
74-95-3	Methylene bromide	ND	20000	10000	ug/kg	
75-09-2	Methylene chloride	ND	100000	64000	ug/kg	
78-93-3	Methyl ethyl ketone	ND	160000	48000	ug/kg	
1634-04-4	Methyl Tert Butyl Ether	ND	20000	4000	ug/kg	
91-20-3	Naphthalene	ND	20000	6000	ug/kg	
103-65-1	n-Propylbenzene	12800	20000	6000	ug/kg	J
100-42-5	Styrene	ND	20000	4000	ug/kg	
994-05-8	Tert-Amyl Methyl Ether	ND	20000	4800	ug/kg	
75-65-0	Tert Butyl Alcohol	ND	160000	40000	ug/kg	
630-20-6	1,1,1,2-Tetrachloroethane	ND	20000	4000	ug/kg	
71-55-6	1,1,1-Trichloroethane	11500	20000	6000	ug/kg	J
79-34-5	1,1,2,2-Tetrachloroethane	ND	20000	4000	ug/kg	
79-00-5	1,1,2-Trichloroethane	ND	20000	4000	ug/kg	
87-61-6	1,2,3-Trichlorobenzene	ND	20000	6000	ug/kg	
96-18-4	1,2,3-Trichloropropane	ND	20000	6000	ug/kg	
120-82-1	1,2,4-Trichlorobenzene	ND	20000	6000	ug/kg	
95-63-6	1,2,4-Trimethylbenzene	72700	20000	6000	ug/kg	
108-67-8	1,3,5-Trimethylbenzene	23400	20000	6000	ug/kg	
127-18-4	Tetrachloroethylene	40500	20000	14000	ug/kg	
108-88-3	Toluene	213000	20000	6000	ug/kg	
79-01-6	Trichloroethylene	ND	20000	4000	ug/kg	
75-69-4	Trichlorofluoromethane	ND	20000	4800	ug/kg	
75-01-4	Vinyl chloride	ND	20000	10000	ug/kg	
1330-20-7	Xylene (total)	816000	40000	16000	ug/kg	

CAS No.	Surrogate Recoveries	Run# 1	Run# 2	Limits
1868-53-7	Dibromofluoromethane	106%		60-130%
2037-26-5	Toluene-D8	103%		60-130%

ND = Not detected MDL - Method Detection Limit

RL = Reporting Limit

E = Indicates value exceeds calibration range

J = Indicates an estimated value

B = Indicates analyte found in associated method blank

N = Indicates presumptive evidence of a compound

## Report of Analysis

<b>Client Sample ID:</b>	OP21-0.7		
<b>Lab Sample ID:</b>	C17127-21A	<b>Date Sampled:</b>	07/21/11
<b>Matrix:</b>	SO - Soil	<b>Date Received:</b>	07/22/11
<b>Method:</b>	SW846 8260B	<b>Percent Solids:</b>	n/a <sup>a</sup>
<b>Project:</b>	Romic Soil Investigation(Romic EPA) - 2081 Bay Road, East Palo Alto, CA		

### VOA 8260 List

CAS No.	Surrogate Recoveries	Run# 1	Run# 2	Limits
460-00-4	4-Bromofluorobenzene	108%		60-130%

- (a) All results reported on wet weight basis.
- (b) Additional vortexing performed for this analysis. Sample analyzed beyond hold time; reported results are considered minimum values.

---

ND = Not detected      MDL - Method Detection Limit      J = Indicates an estimated value  
 RL = Reporting Limit      B = Indicates analyte found in associated method blank  
 E = Indicates value exceeds calibration range      N = Indicates presumptive evidence of a compound



## Report of Analysis

<b>Client Sample ID:</b>	OP21-3.2	<b>Date Sampled:</b>	07/21/11
<b>Lab Sample ID:</b>	C17127-22	<b>Date Received:</b>	07/22/11
<b>Matrix:</b>	SO - Soil	<b>Percent Solids:</b>	n/a <sup>a</sup>
<b>Method:</b>	SW846 8260B	<b>Project:</b> Romic Soil Investigation(Romic EPA) - 2081 Bay Road, East Palo Alto, CA	

Run #1	File ID	DF	Analyzed	By	Prep Date	Prep Batch	Analytical Batch
Run #1	L9515.D	1	08/04/11	TF	n/a	n/a	VL298
Run #2							

Run #1	Initial Weight	Final Volume	Methanol Aliquot
Run #1	6.44 g	5.0 ml	0.50 ul
Run #2			

## VOA 8260 List

CAS No.	Compound	Result	RL	MDL	Units	Q
67-64-1	Acetone	ND	780000	160000	ug/kg	
71-43-2	Benzene	ND	39000	12000	ug/kg	
108-86-1	Bromobenzene	ND	39000	12000	ug/kg	
74-97-5	Bromochloromethane	ND	39000	12000	ug/kg	
75-27-4	Bromodichloromethane	ND	39000	7800	ug/kg	
75-25-2	Bromoform	ND	39000	7800	ug/kg	
104-51-8	n-Butylbenzene	17600	39000	12000	ug/kg	J
135-98-8	sec-Butylbenzene	ND	39000	12000	ug/kg	
98-06-6	tert-Butylbenzene	ND	39000	12000	ug/kg	
108-90-7	Chlorobenzene	ND	39000	12000	ug/kg	
75-00-3	Chloroethane	ND	39000	12000	ug/kg	
67-66-3	Chloroform	ND	39000	12000	ug/kg	
95-49-8	o-Chlorotoluene	ND	39000	12000	ug/kg	
106-43-4	p-Chlorotoluene	ND	39000	12000	ug/kg	
56-23-5	Carbon tetrachloride	ND	39000	7800	ug/kg	
75-34-3	1,1-Dichloroethane	ND	39000	7800	ug/kg	
75-35-4	1,1-Dichloroethylene	ND	39000	12000	ug/kg	
563-58-6	1,1-Dichloropropene	ND	39000	12000	ug/kg	
96-12-8	1,2-Dibromo-3-chloropropane	ND	39000	7800	ug/kg	
106-93-4	1,2-Dibromoethane	ND	39000	7800	ug/kg	
107-06-2	1,2-Dichloroethane	ND	39000	12000	ug/kg	
78-87-5	1,2-Dichloropropane	ND	39000	12000	ug/kg	
142-28-9	1,3-Dichloropropane	ND	39000	12000	ug/kg	
108-20-3	Di-Isopropyl ether	ND	39000	12000	ug/kg	
594-20-7	2,2-Dichloropropane	ND	39000	12000	ug/kg	
124-48-1	Dibromochloromethane	ND	39000	7800	ug/kg	
75-71-8	Dichlorodifluoromethane	ND	39000	7800	ug/kg	
156-59-2	cis-1,2-Dichloroethylene	ND	39000	12000	ug/kg	
10061-01-5	cis-1,3-Dichloropropene	ND	39000	12000	ug/kg	
541-73-1	m-Dichlorobenzene	ND	39000	12000	ug/kg	
95-50-1	o-Dichlorobenzene	ND	39000	12000	ug/kg	
106-46-7	p-Dichlorobenzene	ND	39000	12000	ug/kg	

ND = Not detected MDL - Method Detection Limit

RL = Reporting Limit

E = Indicates value exceeds calibration range

J = Indicates an estimated value

B = Indicates analyte found in associated method blank

N = Indicates presumptive evidence of a compound

## Report of Analysis

<b>Client Sample ID:</b>	OP21-3.2	<b>Date Sampled:</b>	07/21/11
<b>Lab Sample ID:</b>	C17127-22	<b>Date Received:</b>	07/22/11
<b>Matrix:</b>	SO - Soil	<b>Percent Solids:</b>	n/a <sup>a</sup>
<b>Method:</b>	SW846 8260B	<b>Project:</b> Romc Soil Investigation(Romc EPA) - 2081 Bay Road,East Palo Alto,CA	

## VOA 8260 List

CAS No.	Compound	Result	RL	MDL	Units	Q
156-60-5	trans-1,2-Dichloroethylene	ND	39000	12000	ug/kg	
10061-02-6	trans-1,3-Dichloropropene	ND	39000	12000	ug/kg	
100-41-4	Ethylbenzene	152000	39000	12000	ug/kg	
637-92-3	Ethyl tert-Butyl Ether	ND	39000	12000	ug/kg	
591-78-6	2-Hexanone	ND	310000	39000	ug/kg	
87-68-3	Hexachlorobutadiene	ND	39000	7800	ug/kg	
98-82-8	Isopropylbenzene	ND	39000	12000	ug/kg	
99-87-6	p-Isopropyltoluene	ND	39000	12000	ug/kg	
108-10-1	4-Methyl-2-pentanone	ND	310000	120000	ug/kg	
74-83-9	Methyl bromide	ND	39000	19000	ug/kg	
74-87-3	Methyl chloride	ND	39000	12000	ug/kg	
74-95-3	Methylene bromide	ND	39000	19000	ug/kg	
75-09-2	Methylene chloride	ND	190000	120000	ug/kg	
78-93-3	Methyl ethyl ketone	ND	310000	93000	ug/kg	
1634-04-4	Methyl Tert Butyl Ether	ND	39000	7800	ug/kg	
91-20-3	Naphthalene	19800	39000	12000	ug/kg	J
103-65-1	n-Propylbenzene	18300	39000	12000	ug/kg	J
100-42-5	Styrene	ND	39000	7800	ug/kg	
994-05-8	Tert-Amyl Methyl Ether	ND	39000	9300	ug/kg	
75-65-0	Tert Butyl Alcohol	ND	310000	78000	ug/kg	
630-20-6	1,1,1,2-Tetrachloroethane	ND	39000	7800	ug/kg	
71-55-6	1,1,1-Trichloroethane	ND	39000	12000	ug/kg	
79-34-5	1,1,2,2-Tetrachloroethane	ND	39000	7800	ug/kg	
79-00-5	1,1,2-Trichloroethane	ND	39000	7800	ug/kg	
87-61-6	1,2,3-Trichlorobenzene	ND	39000	12000	ug/kg	
96-18-4	1,2,3-Trichloropropane	ND	39000	12000	ug/kg	
120-82-1	1,2,4-Trichlorobenzene	ND	39000	12000	ug/kg	
95-63-6	1,2,4-Trimethylbenzene	317000	39000	12000	ug/kg	
108-67-8	1,3,5-Trimethylbenzene	81100	39000	12000	ug/kg	
127-18-4	Tetrachloroethylene	ND	39000	27000	ug/kg	
108-88-3	Toluene	227000	39000	12000	ug/kg	
79-01-6	Trichloroethylene	ND	39000	7800	ug/kg	
75-69-4	Trichlorofluoromethane	ND	39000	9300	ug/kg	
75-01-4	Vinyl chloride	ND	39000	19000	ug/kg	
1330-20-7	Xylene (total)	1050000	78000	31000	ug/kg	

CAS No.	Surrogate Recoveries	Run# 1	Run# 2	Limits
1868-53-7	Dibromofluoromethane	101%		60-130%
2037-26-5	Toluene-D8	111%		60-130%

ND = Not detected MDL - Method Detection Limit

RL = Reporting Limit

E = Indicates value exceeds calibration range

J = Indicates an estimated value

B = Indicates analyte found in associated method blank

N = Indicates presumptive evidence of a compound

## Report of Analysis

<b>Client Sample ID:</b>	OP21-3.2	<b>Date Sampled:</b>	07/21/11
<b>Lab Sample ID:</b>	C17127-22	<b>Date Received:</b>	07/22/11
<b>Matrix:</b>	SO - Soil	<b>Percent Solids:</b>	n/a <sup>a</sup>
<b>Method:</b>	SW846 8260B	<b>Project:</b> Romic Soil Investigation(Romic EPA) - 2081 Bay Road, East Palo Alto, CA	

### VOA 8260 List

CAS No.	Surrogate Recoveries	Run# 1	Run# 2	Limits
460-00-4	4-Bromofluorobenzene	111%		60-130%

(a) All results reported on wet weight basis.

ND = Not detected      MDL - Method Detection Limit  
 RL = Reporting Limit  
 E = Indicates value exceeds calibration range

J = Indicates an estimated value  
 B = Indicates analyte found in associated method blank  
 N = Indicates presumptive evidence of a compound

## Report of Analysis

<b>Client Sample ID:</b>	OP19-1.3	<b>Date Sampled:</b>	07/21/11
<b>Lab Sample ID:</b>	C17127-23	<b>Date Received:</b>	07/22/11
<b>Matrix:</b>	SO - Soil	<b>Percent Solids:</b>	n/a <sup>a</sup>
<b>Method:</b>	SW846 8260B	<b>Project:</b> Romic Soil Investigation(Romic EPA) - 2081 Bay Road, East Palo Alto, CA	

Run #1	File ID	DF	Analyzed	By	Prep Date	Prep Batch	Analytical Batch
Run #1	L9516.D	1	08/04/11	TF	n/a	n/a	VL298
Run #2							

Run #1	Initial Weight	Final Volume	Methanol Aliquot
Run #1	6.49 g	5.0 ml	5.0 ul
Run #2			

## VOA 8260 List

CAS No.	Compound	Result	RL	MDL	Units	Q
67-64-1	Acetone	27700	77000	15000	ug/kg	J
71-43-2	Benzene	ND	3900	1200	ug/kg	
108-86-1	Bromobenzene	ND	3900	1200	ug/kg	
74-97-5	Bromochloromethane	ND	3900	1200	ug/kg	
75-27-4	Bromodichloromethane	ND	3900	770	ug/kg	
75-25-2	Bromoform	ND	3900	770	ug/kg	
104-51-8	n-Butylbenzene	ND	3900	1200	ug/kg	
135-98-8	sec-Butylbenzene	ND	3900	1200	ug/kg	
98-06-6	tert-Butylbenzene	ND	3900	1200	ug/kg	
108-90-7	Chlorobenzene	ND	3900	1200	ug/kg	
75-00-3	Chloroethane	ND	3900	1200	ug/kg	
67-66-3	Chloroform	ND	3900	1200	ug/kg	
95-49-8	o-Chlorotoluene	ND	3900	1200	ug/kg	
106-43-4	p-Chlorotoluene	ND	3900	1200	ug/kg	
56-23-5	Carbon tetrachloride	ND	3900	770	ug/kg	
75-34-3	1,1-Dichloroethane	ND	3900	770	ug/kg	
75-35-4	1,1-Dichloroethylene	ND	3900	1200	ug/kg	
563-58-6	1,1-Dichloropropene	ND	3900	1200	ug/kg	
96-12-8	1,2-Dibromo-3-chloropropane	ND	3900	770	ug/kg	
106-93-4	1,2-Dibromoethane	ND	3900	770	ug/kg	
107-06-2	1,2-Dichloroethane	ND	3900	1200	ug/kg	
78-87-5	1,2-Dichloropropane	ND	3900	1200	ug/kg	
142-28-9	1,3-Dichloropropane	ND	3900	1200	ug/kg	
108-20-3	Di-Isopropyl ether	ND	3900	1200	ug/kg	
594-20-7	2,2-Dichloropropane	ND	3900	1200	ug/kg	
124-48-1	Dibromochloromethane	ND	3900	770	ug/kg	
75-71-8	Dichlorodifluoromethane	ND	3900	770	ug/kg	
156-59-2	cis-1,2-Dichloroethylene	1670	3900	1200	ug/kg	J
10061-01-5	cis-1,3-Dichloropropene	ND	3900	1200	ug/kg	
541-73-1	m-Dichlorobenzene	ND	3900	1200	ug/kg	
95-50-1	o-Dichlorobenzene	ND	3900	1200	ug/kg	
106-46-7	p-Dichlorobenzene	ND	3900	1200	ug/kg	

ND = Not detected MDL - Method Detection Limit

RL = Reporting Limit

E = Indicates value exceeds calibration range

J = Indicates an estimated value

B = Indicates analyte found in associated method blank

N = Indicates presumptive evidence of a compound

## Report of Analysis

<b>Client Sample ID:</b>	OP19-1.3	<b>Date Sampled:</b>	07/21/11
<b>Lab Sample ID:</b>	C17127-23	<b>Date Received:</b>	07/22/11
<b>Matrix:</b>	SO - Soil	<b>Percent Solids:</b>	n/a <sup>a</sup>
<b>Method:</b>	SW846 8260B		
<b>Project:</b>	Romic Soil Investigation(Romic EPA) - 2081 Bay Road,East Palo Alto,CA		

## VOA 8260 List

CAS No.	Compound	Result	RL	MDL	Units	Q
156-60-5	trans-1,2-Dichloroethylene	ND	3900	1200	ug/kg	
10061-02-6	trans-1,3-Dichloropropene	ND	3900	1200	ug/kg	
100-41-4	Ethylbenzene	6010	3900	1200	ug/kg	
637-92-3	Ethyl tert-Butyl Ether	ND	3900	1200	ug/kg	
591-78-6	2-Hexanone	ND	31000	3900	ug/kg	
87-68-3	Hexachlorobutadiene	ND	3900	770	ug/kg	
98-82-8	Isopropylbenzene	ND	3900	1200	ug/kg	
99-87-6	p-Isopropyltoluene	ND	3900	1200	ug/kg	
108-10-1	4-Methyl-2-pentanone	ND	31000	12000	ug/kg	
74-83-9	Methyl bromide	ND	3900	1900	ug/kg	
74-87-3	Methyl chloride	ND	3900	1200	ug/kg	
74-95-3	Methylene bromide	ND	3900	1900	ug/kg	
75-09-2	Methylene chloride	ND	19000	12000	ug/kg	
78-93-3	Methyl ethyl ketone	58900	31000	9200	ug/kg	
1634-04-4	Methyl Tert Butyl Ether	ND	3900	770	ug/kg	
91-20-3	Naphthalene	1280	3900	1200	ug/kg	J
103-65-1	n-Propylbenzene	ND	3900	1200	ug/kg	
100-42-5	Styrene	ND	3900	770	ug/kg	
994-05-8	Tert-Amyl Methyl Ether	ND	3900	920	ug/kg	
75-65-0	Tert Butyl Alcohol	ND	31000	7700	ug/kg	
630-20-6	1,1,1,2-Tetrachloroethane	ND	3900	770	ug/kg	
71-55-6	1,1,1-Trichloroethane	ND	3900	1200	ug/kg	
79-34-5	1,1,2,2-Tetrachloroethane	ND	3900	770	ug/kg	
79-00-5	1,1,2-Trichloroethane	794	3900	770	ug/kg	J
87-61-6	1,2,3-Trichlorobenzene	ND	3900	1200	ug/kg	
96-18-4	1,2,3-Trichloropropane	ND	3900	1200	ug/kg	
120-82-1	1,2,4-Trichlorobenzene	ND	3900	1200	ug/kg	
95-63-6	1,2,4-Trimethylbenzene	6730	3900	1200	ug/kg	
108-67-8	1,3,5-Trimethylbenzene	1490	3900	1200	ug/kg	J
127-18-4	Tetrachloroethylene	3660	3900	2700	ug/kg	J
108-88-3	Toluene	23300	3900	1200	ug/kg	
79-01-6	Trichloroethylene	5520	3900	770	ug/kg	
75-69-4	Trichlorofluoromethane	ND	3900	920	ug/kg	
75-01-4	Vinyl chloride	ND	3900	1900	ug/kg	
1330-20-7	Xylene (total)	36900	7700	3100	ug/kg	

CAS No.	Surrogate Recoveries	Run# 1	Run# 2	Limits
1868-53-7	Dibromofluoromethane	100%		60-130%
2037-26-5	Toluene-D8	112%		60-130%

ND = Not detected MDL - Method Detection Limit

RL = Reporting Limit

E = Indicates value exceeds calibration range

J = Indicates an estimated value

B = Indicates analyte found in associated method blank

N = Indicates presumptive evidence of a compound

## Report of Analysis

<b>Client Sample ID:</b>	OP19-1.3	<b>Date Sampled:</b>	07/21/11
<b>Lab Sample ID:</b>	C17127-23	<b>Date Received:</b>	07/22/11
<b>Matrix:</b>	SO - Soil	<b>Percent Solids:</b>	n/a <sup>a</sup>
<b>Method:</b>	SW846 8260B		
<b>Project:</b>	Romic Soil Investigation(Romic EPA) - 2081 Bay Road, East Palo Alto, CA		

### VOA 8260 List

CAS No.	Surrogate Recoveries	Run# 1	Run# 2	Limits
460-00-4	4-Bromofluorobenzene	105%		60-130%

(a) All results reported on wet weight basis.

ND = Not detected      MDL - Method Detection Limit  
 RL = Reporting Limit  
 E = Indicates value exceeds calibration range

J = Indicates an estimated value  
 B = Indicates analyte found in associated method blank  
 N = Indicates presumptive evidence of a compound

## Report of Analysis

<b>Client Sample ID:</b>	OP19-1.3	<b>Date Sampled:</b>	07/21/11
<b>Lab Sample ID:</b>	C17127-23	<b>Date Received:</b>	07/22/11
<b>Matrix:</b>	SO - Soil	<b>Percent Solids:</b>	n/a <sup>a</sup>
<b>Method:</b>	SW846 8270C SW846 3550B	<b>Project:</b> Romic Soil Investigation(Romic EPA) - 2081 Bay Road, East Palo Alto, CA	

Run #	File ID	DF	Analyzed	By	Prep Date	Prep Batch	Analytical Batch
Run #1	Y9037.D	1	07/27/11	MT	07/26/11	OP4307	EY431
Run #2							

Run #	Initial Weight	Final Volume
Run #1	10.1 g	1.0 ml
Run #2		

## ABN Full List

CAS No.	Compound	Result	RL	MDL	Units	Q
65-85-0	Benzoic acid	ND	990	880	ug/kg	
95-57-8	2-Chlorophenol	ND	990	670	ug/kg	
59-50-7	4-Chloro-3-methyl phenol	ND	500	420	ug/kg	
120-83-2	2,4-Dichlorophenol	ND	500	140	ug/kg	
105-67-9	2,4-Dimethylphenol	ND	500	150	ug/kg	
51-28-5	2,4-Dinitrophenol	ND	2500	840	ug/kg	
534-52-1	4,6-Dinitro-o-cresol	ND	2000	1000	ug/kg	
95-48-7	2-Methylphenol	ND	500	170	ug/kg	
	3&4-Methylphenol	ND	500	150	ug/kg	
88-75-5	2-Nitrophenol	ND	500	130	ug/kg	
100-02-7	4-Nitrophenol	ND	2000	1200	ug/kg	
87-86-5	Pentachlorophenol	ND	500	420	ug/kg	
108-95-2	Phenol	ND	2000	1300	ug/kg	
95-95-4	2,4,5-Trichlorophenol	ND	500	120	ug/kg	
88-06-2	2,4,6-Trichlorophenol	ND	500	160	ug/kg	
83-32-9	Acenaphthene	ND	990	500	ug/kg	
208-96-8	Acenaphthylene	ND	500	200	ug/kg	
62-53-3	Aniline	ND	500	140	ug/kg	
120-12-7	Anthracene	ND	500	99	ug/kg	
103-33-3	Azobenzene	ND	500	170	ug/kg	
92-87-5	Benzidine	ND	2500	720	ug/kg	
56-55-3	Benzo(a)anthracene	ND	500	69	ug/kg	
50-32-8	Benzo(a)pyrene	ND	500	89	ug/kg	
205-99-2	Benzo(b)fluoranthene	ND	500	59	ug/kg	
191-24-2	Benzo(g,h,i)perylene	ND	500	150	ug/kg	
207-08-9	Benzo(k)fluoranthene	ND	500	120	ug/kg	
101-55-3	4-Bromophenyl phenyl ether	ND	500	150	ug/kg	
85-68-7	Butyl benzyl phthalate	207	500	110	ug/kg	J
100-51-6	Benzyl Alcohol	ND	990	160	ug/kg	
91-58-7	2-Chloronaphthalene	ND	500	180	ug/kg	
106-47-8	4-Chloroaniline	ND	500	140	ug/kg	
86-74-8	Carbazole	ND	500	79	ug/kg	

ND = Not detected MDL - Method Detection Limit

RL = Reporting Limit

E = Indicates value exceeds calibration range

J = Indicates an estimated value

B = Indicates analyte found in associated method blank

N = Indicates presumptive evidence of a compound

## Report of Analysis

<b>Client Sample ID:</b>	OP19-1.3	<b>Date Sampled:</b>	07/21/11
<b>Lab Sample ID:</b>	C17127-23	<b>Date Received:</b>	07/22/11
<b>Matrix:</b>	SO - Soil	<b>Percent Solids:</b>	n/a <sup>a</sup>
<b>Method:</b>	SW846 8270C SW846 3550B		
<b>Project:</b>	Romic Soil Investigation(Romic EPA) - 2081 Bay Road,East Palo Alto,CA		

## ABN Full List

CAS No.	Compound	Result	RL	MDL	Units	Q
218-01-9	Chrysene	ND	500	99	ug/kg	
111-91-1	bis(2-Chloroethoxy)methane	ND	500	180	ug/kg	
111-44-4	bis(2-Chloroethyl)ether	ND	500	230	ug/kg	
108-60-1	bis(2-Chloroisopropyl)ether	ND	500	270	ug/kg	
7005-72-3	4-Chlorophenyl phenyl ether	ND	500	190	ug/kg	
95-50-1	1,2-Dichlorobenzene	ND	500	160	ug/kg	
541-73-1	1,3-Dichlorobenzene	ND	500	150	ug/kg	
106-46-7	1,4-Dichlorobenzene	ND	500	420	ug/kg	
121-14-2	2,4-Dinitrotoluene	ND	500	460	ug/kg	
606-20-2	2,6-Dinitrotoluene	ND	990	320	ug/kg	
91-94-1	3,3'-Dichlorobenzidine	ND	2500	140	ug/kg	
53-70-3	Dibenzo(a,h)anthracene	ND	500	130	ug/kg	
132-64-9	Dibenzofuran	ND	500	160	ug/kg	
122-39-4	Diphenylamine	ND	500	120	ug/kg	
84-74-2	Di-n-butyl phthalate	222	500	99	ug/kg	J
117-84-0	Di-n-octyl phthalate	2060	500	130	ug/kg	
84-66-2	Diethyl phthalate	ND	500	170	ug/kg	
131-11-3	Dimethyl phthalate	ND	500	180	ug/kg	
117-81-7	bis(2-Ethylhexyl)phthalate	1470	500	220	ug/kg	
206-44-0	Fluoranthene	ND	500	99	ug/kg	
86-73-7	Fluorene	ND	500	180	ug/kg	
118-74-1	Hexachlorobenzene	ND	500	130	ug/kg	
87-68-3	Hexachlorobutadiene	ND	500	190	ug/kg	
77-47-4	Hexachlorocyclopentadiene	ND	500	140	ug/kg	
67-72-1	Hexachloroethane	ND	500	160	ug/kg	
193-39-5	Indeno(1,2,3-cd)pyrene	ND	500	140	ug/kg	
78-59-1	Isophorone	ND	500	170	ug/kg	
90-12-0	1-Methylnaphthalene	ND	500	160	ug/kg	
91-57-6	2-Methylnaphthalene	ND	500	160	ug/kg	
88-74-4	2-Nitroaniline	ND	500	120	ug/kg	
99-09-2	3-Nitroaniline	ND	500	120	ug/kg	
100-01-6	4-Nitroaniline	ND	500	300	ug/kg	
91-20-3	Naphthalene	216	500	170	ug/kg	J
98-95-3	Nitrobenzene	ND	500	160	ug/kg	
62-75-9	N-Nitrosodimethylamine	ND	5000	2200	ug/kg	
621-64-7	N-Nitroso-di-n-propylamine	ND	990	540	ug/kg	
85-01-8	Phenanthrene	ND	500	110	ug/kg	
129-00-0	Pyrene	ND	990	670	ug/kg	
110-86-1	Pyridine	ND	2000	220	ug/kg	
120-82-1	1,2,4-Trichlorobenzene	ND	500	340	ug/kg	

ND = Not detected MDL - Method Detection Limit

RL = Reporting Limit

E = Indicates value exceeds calibration range

J = Indicates an estimated value

B = Indicates analyte found in associated method blank

N = Indicates presumptive evidence of a compound



## Report of Analysis

<b>Client Sample ID:</b>	OP19-1.3	<b>Date Sampled:</b>	07/21/11
<b>Lab Sample ID:</b>	C17127-23	<b>Date Received:</b>	07/22/11
<b>Matrix:</b>	SO - Soil	<b>Percent Solids:</b>	n/a <sup>a</sup>
<b>Method:</b>	SW846 8270C SW846 3550B		
<b>Project:</b>	Romic Soil Investigation(Romic EPA) - 2081 Bay Road, East Palo Alto, CA		

## ABN Full List

CAS No.	Surrogate Recoveries	Run# 1	Run# 2	Limits
367-12-4	2-Fluorophenol	25%		20-100%
4165-62-2	Phenol-d5	43%		20-100%
118-79-6	2,4,6-Tribromophenol	82%		30-100%
4165-60-0	Nitrobenzene-d5	46%		20-100%
321-60-8	2-Fluorobiphenyl	43%		20-106%
1718-51-0	Terphenyl-d14	100%		55-130%

(a) All results reported on wet weight basis.

ND = Not detected      MDL - Method Detection Limit  
 RL = Reporting Limit  
 E = Indicates value exceeds calibration range

J = Indicates an estimated value  
 B = Indicates analyte found in associated method blank  
 N = Indicates presumptive evidence of a compound

## Report of Analysis

<b>Client Sample ID:</b> OP19-1.3		<b>Date Sampled:</b> 07/21/11
<b>Lab Sample ID:</b> C17127-23		<b>Date Received:</b> 07/22/11
<b>Matrix:</b> SO - Soil		<b>Percent Solids:</b> n/a <sup>a</sup>
<b>Method:</b> SW846 8015B		
<b>Project:</b> Romic Soil Investigation(Romic EPA) - 2081 Bay Road, East Palo Alto, CA		

Run #	File ID	DF	Analyzed	By	Prep Date	Prep Batch	Analytical Batch
Run #1	JK21580.D	1	08/03/11	TT	n/a	n/a	GJK889
Run #2							

Run #	Initial Weight	Final Volume	Methanol Aliquot
Run #1	5.45 g	5.0 ml	2.0 ul
Run #2			

**TPH Volatiles**

CAS No.	Compound	Result	RL	MDL	Units	Q
	TPH-GRO (C6-C10)	1910	230	110	mg/kg	
CAS No.	Surrogate Recoveries	Run# 1	Run# 2	Limits		
98-08-8	aaa-Trifluorotoluene	86%		60-157%		

(a) All results reported on wet weight basis.

ND = Not detected      MDL - Method Detection Limit  
 RL = Reporting Limit  
 E = Indicates value exceeds calibration range

J = Indicates an estimated value  
 B = Indicates analyte found in associated method blank  
 N = Indicates presumptive evidence of a compound

## Report of Analysis

<b>Client Sample ID:</b>	OP19-1.3	<b>Date Sampled:</b>	07/21/11
<b>Lab Sample ID:</b>	C17127-23	<b>Date Received:</b>	07/22/11
<b>Matrix:</b>	SO - Soil	<b>Percent Solids:</b>	n/a <sup>a</sup>
<b>Method:</b>	SW846 8081A SW846 3545A	<b>Project:</b> Romic Soil Investigation(Romic EPA) - 2081 Bay Road, East Palo Alto, CA	

Run #	File ID	DF	Analyzed	By	Prep Date	Prep Batch	Analytical Batch
Run #1 <sup>b</sup>	OO23029.D	10	08/01/11	RV	07/25/11	OP4294	G00733
Run #2							

Run #	Initial Weight	Final Volume
Run #1	10.2 g	10.0 ml
Run #2		

## Pesticide PPL List

CAS No.	Compound	Result	RL	MDL	Units	Q
309-00-2	Aldrin	ND	250	98	ug/kg	
319-84-6	alpha-BHC	ND	250	110	ug/kg	
319-85-7	beta-BHC	ND	250	34	ug/kg	
319-86-8	delta-BHC	ND	250	34	ug/kg	
58-89-9	gamma-BHC (Lindane)	ND	250	74	ug/kg	
12789-03-6	Chlordane	ND	980	980	ug/kg	
60-57-1	Dieldrin	ND	250	29	ug/kg	
72-54-8	4,4' -DDD	ND	250	34	ug/kg	
72-55-9	4,4' -DDE	ND	250	29	ug/kg	
50-29-3	4,4' -DDT	ND	250	29	ug/kg	
72-20-8	Endrin	ND	250	29	ug/kg	
7421-93-4	Endrin aldehyde	ND	250	59	ug/kg	
959-98-8	Endosulfan-I	ND	250	34	ug/kg	
33213-65-9	Endosulfan-II	ND	250	34	ug/kg	
1031-07-8	Endosulfan sulfate	ND	250	78	ug/kg	
76-44-8	Heptachlor	ND	250	59	ug/kg	
1024-57-3	Heptachlor epoxide	ND	250	39	ug/kg	
72-43-5	Methoxychlor	ND	250	34	ug/kg	
8001-35-2	Toxaphene	ND	980	980	ug/kg	

CAS No.	Surrogate Recoveries	Run# 1	Run# 2	Limits
877-09-8	Tetrachloro-m-xylene	45%		35-132%
877-09-8	Tetrachloro-m-xylene	61%		35-132%
2051-24-3	Decachlorobiphenyl	81%		35-132%
2051-24-3	Decachlorobiphenyl	86%		35-132%

(a) All results reported on wet weight basis.

(b) Reporting limits raised due to high concentration of PCB (Aroclor 1260) and non-target Hydrocarbons.

ND = Not detected MDL - Method Detection Limit

RL = Reporting Limit

E = Indicates value exceeds calibration range

J = Indicates an estimated value

B = Indicates analyte found in associated method blank

N = Indicates presumptive evidence of a compound

## Report of Analysis

<b>Client Sample ID:</b>	OP19-1.3	<b>Date Sampled:</b>	07/21/11
<b>Lab Sample ID:</b>	C17127-23	<b>Date Received:</b>	07/22/11
<b>Matrix:</b>	SO - Soil	<b>Percent Solids:</b>	n/a <sup>a</sup>
<b>Method:</b>	SW846 8082 SW846 3545A	<b>Project:</b> Romc Soil Investigation(Romc EPA) - 2081 Bay Road,East Palo Alto,CA	

Run #1	File ID	DF	Analyzed	By	Prep Date	Prep Batch	Analytical Batch
Run #1	PP20467.D	1	07/27/11	RV	07/25/11	OP4295	GPP692
Run #2							

Run #1	Initial Weight	Final Volume
Run #1	10.2 g	10.0 ml
Run #2		

## PCB List

CAS No.	Compound	Result	RL	MDL	Units	Q
12674-11-2	Aroclor 1016	ND	98	17	ug/kg	
11104-28-2	Aroclor 1221	ND	98	49	ug/kg	
11141-16-5	Aroclor 1232	ND	98	49	ug/kg	
53469-21-9	Aroclor 1242	ND	98	49	ug/kg	
12672-29-6	Aroclor 1248 <sup>b</sup>	271	98	49	ug/kg	
11097-69-1	Aroclor 1254 <sup>b</sup>	716	98	49	ug/kg	
11096-82-5	Aroclor 1260 <sup>b</sup>	284	98	20	ug/kg	

CAS No.	Surrogate Recoveries	Run# 1	Run# 2	Limits
877-09-8	Tetrachloro-m-xylene	49%		45-108%
877-09-8	Tetrachloro-m-xylene	45%		45-108%
2051-24-3	Decachlorobiphenyl	82%		54-121%
2051-24-3	Decachlorobiphenyl	74%		54-121%

(a) All results reported on wet weight basis.

(b) Estimated value due to the presence of multiple overlapping Aroclor patterns.

ND = Not detected      MDL - Method Detection Limit  
 RL = Reporting Limit  
 E = Indicates value exceeds calibration range

J = Indicates an estimated value  
 B = Indicates analyte found in associated method blank  
 N = Indicates presumptive evidence of a compound

## Report of Analysis

<b>Client Sample ID:</b> OP19-1.3		<b>Date Sampled:</b> 07/21/11
<b>Lab Sample ID:</b> C17127-23		<b>Date Received:</b> 07/22/11
<b>Matrix:</b> SO - Soil		<b>Percent Solids:</b> n/a <sup>a</sup>
<b>Method:</b> SW846 8015B M SW846 3545A		
<b>Project:</b> Romc Soil Investigation(Romc EPA) - 2081 Bay Road, East Palo Alto, CA		

Run #	File ID	DF	Analyzed	By	Prep Date	Prep Batch	Analytical Batch
Run #1	HH15709.D	5	07/30/11	JH	07/26/11	OP4309	GHH532
Run #2							

Run #	Initial Weight	Final Volume
Run #1	10.2 g	1.0 ml
Run #2		

**TPH Extractable w/ Silica Gel Cleanup**

CAS No.	Compound	Result	RL	MDL	Units	Q
	TPH (C10-C28)	489	49	25	mg/kg	
	TPH (> C28-C40)	ND	98	49	mg/kg	

CAS No.	Surrogate Recoveries	Run# 1	Run# 2	Limits
630-01-3	Hexacosane	63%		45-140%

(a) All results reported on wet weight basis.

ND = Not detected      MDL - Method Detection Limit  
 RL = Reporting Limit

J = Indicates an estimated value  
 B = Indicates analyte found in associated method blank  
 N = Indicates presumptive evidence of a compound

## Report of Analysis

<b>Client Sample ID:</b>	OP19-1.3	<b>Date Sampled:</b>	07/21/11
<b>Lab Sample ID:</b>	C17127-23	<b>Date Received:</b>	07/22/11
<b>Matrix:</b>	SO - Soil	<b>Percent Solids:</b>	n/a <sup>a</sup>
<b>Project:</b>	Romic Soil Investigation(Romic EPA) - 2081 Bay Road,East Palo Alto,CA		

## Metals Analysis

Analyte	Result	RL	Units	DF	Prep	Analyzed By	Method	Prep Method
Antimony <sup>b</sup>	< 3.6	3.6	mg/kg	2	07/25/11	07/29/11 RS	SW846 6010B <sup>2</sup>	SW846 3050B <sup>4</sup>
Arsenic <sup>b</sup>	< 3.6	3.6	mg/kg	2	07/25/11	07/29/11 RS	SW846 6010B <sup>2</sup>	SW846 3050B <sup>4</sup>
Barium	45.4	18	mg/kg	1	07/25/11	07/27/11 DQ	SW846 6010B <sup>1</sup>	SW846 3050B <sup>4</sup>
Beryllium <sup>b</sup>	< 1.8	1.8	mg/kg	2	07/25/11	07/29/11 RS	SW846 6010B <sup>2</sup>	SW846 3050B <sup>4</sup>
Cadmium	7.2	0.89	mg/kg	1	07/25/11	07/27/11 DQ	SW846 6010B <sup>1</sup>	SW846 3050B <sup>4</sup>
Chromium <sup>b</sup>	401	1.8	mg/kg	2	07/25/11	07/29/11 RS	SW846 6010B <sup>2</sup>	SW846 3050B <sup>4</sup>
Cobalt <sup>b</sup>	36.2	1.8	mg/kg	2	07/25/11	07/29/11 RS	SW846 6010B <sup>2</sup>	SW846 3050B <sup>4</sup>
Copper <sup>b</sup>	91.1	4.5	mg/kg	2	07/25/11	07/29/11 RS	SW846 6010B <sup>2</sup>	SW846 3050B <sup>4</sup>
Lead <sup>b</sup>	217	3.6	mg/kg	2	07/25/11	07/29/11 RS	SW846 6010B <sup>2</sup>	SW846 3050B <sup>4</sup>
Mercury	0.23	0.036	mg/kg	1	07/27/11	07/30/11 PH	SW846 7471A <sup>3</sup>	SW846 7471A <sup>5</sup>
Molybdenum <sup>b</sup>	8.5	3.6	mg/kg	2	07/25/11	07/29/11 RS	SW846 6010B <sup>2</sup>	SW846 3050B <sup>4</sup>
Nickel <sup>b</sup>	240	1.8	mg/kg	2	07/25/11	07/29/11 RS	SW846 6010B <sup>2</sup>	SW846 3050B <sup>4</sup>
Selenium <sup>b</sup>	< 3.6	3.6	mg/kg	2	07/25/11	07/29/11 RS	SW846 6010B <sup>2</sup>	SW846 3050B <sup>4</sup>
Silver <sup>b</sup>	< 1.8	1.8	mg/kg	2	07/25/11	07/29/11 RS	SW846 6010B <sup>2</sup>	SW846 3050B <sup>4</sup>
Thallium <sup>b</sup>	< 18	18	mg/kg	10	07/25/11	07/29/11 RS	SW846 6010B <sup>2</sup>	SW846 3050B <sup>4</sup>
Vanadium <sup>b</sup>	145	1.8	mg/kg	2	07/25/11	07/29/11 RS	SW846 6010B <sup>2</sup>	SW846 3050B <sup>4</sup>
Zinc <sup>b</sup>	87.8	3.6	mg/kg	2	07/25/11	07/29/11 RS	SW846 6010B <sup>2</sup>	SW846 3050B <sup>4</sup>

- (1) Instrument QC Batch: MA2008  
(2) Instrument QC Batch: MA2013  
(3) Instrument QC Batch: MA2017  
(4) Prep QC Batch: MP3763  
(5) Prep QC Batch: MP3771

- (a) All results reported on wet weight basis.  
(b) Elevated reporting limit(s) due to matrix interference and/or dilution required for high interfering element.

RL = Reporting Limit

## Report of Analysis

<b>Client Sample ID:</b>	OP19-3.8	<b>Date Sampled:</b>	07/21/11
<b>Lab Sample ID:</b>	C17127-24	<b>Date Received:</b>	07/22/11
<b>Matrix:</b>	SO - Soil	<b>Percent Solids:</b>	n/a <sup>a</sup>
<b>Method:</b>	SW846 8260B	<b>Project:</b> Romic Soil Investigation(Romic EPA) - 2081 Bay Road, East Palo Alto, CA	

Run #1	File ID	DF	Analyzed	By	Prep Date	Prep Batch	Analytical Batch
Run #1	L9517.D	1	08/04/11	TF	n/a	n/a	VL298
Run #2							

Run #1	Initial Weight	Final Volume	Methanol Aliquot
Run #1	5.95 g	5.0 ml	0.50 ul
Run #2			

## VOA 8260 List

CAS No.	Compound	Result	RL	MDL	Units	Q
67-64-1	Acetone	ND	840000	170000	ug/kg	
71-43-2	Benzene	ND	42000	13000	ug/kg	
108-86-1	Bromobenzene	ND	42000	13000	ug/kg	
74-97-5	Bromochloromethane	ND	42000	13000	ug/kg	
75-27-4	Bromodichloromethane	ND	42000	8400	ug/kg	
75-25-2	Bromoform	ND	42000	8400	ug/kg	
104-51-8	n-Butylbenzene	ND	42000	13000	ug/kg	
135-98-8	sec-Butylbenzene	ND	42000	13000	ug/kg	
98-06-6	tert-Butylbenzene	ND	42000	13000	ug/kg	
108-90-7	Chlorobenzene	ND	42000	13000	ug/kg	
75-00-3	Chloroethane	ND	42000	13000	ug/kg	
67-66-3	Chloroform	ND	42000	13000	ug/kg	
95-49-8	o-Chlorotoluene	ND	42000	13000	ug/kg	
106-43-4	p-Chlorotoluene	ND	42000	13000	ug/kg	
56-23-5	Carbon tetrachloride	ND	42000	8400	ug/kg	
75-34-3	1,1-Dichloroethane	ND	42000	8400	ug/kg	
75-35-4	1,1-Dichloroethylene	ND	42000	13000	ug/kg	
563-58-6	1,1-Dichloropropene	ND	42000	13000	ug/kg	
96-12-8	1,2-Dibromo-3-chloropropane	ND	42000	8400	ug/kg	
106-93-4	1,2-Dibromoethane	ND	42000	8400	ug/kg	
107-06-2	1,2-Dichloroethane	ND	42000	13000	ug/kg	
78-87-5	1,2-Dichloropropane	ND	42000	13000	ug/kg	
142-28-9	1,3-Dichloropropane	ND	42000	13000	ug/kg	
108-20-3	Di-Isopropyl ether	ND	42000	13000	ug/kg	
594-20-7	2,2-Dichloropropane	ND	42000	13000	ug/kg	
124-48-1	Dibromochloromethane	ND	42000	8400	ug/kg	
75-71-8	Dichlorodifluoromethane	ND	42000	8400	ug/kg	
156-59-2	cis-1,2-Dichloroethylene	ND	42000	13000	ug/kg	
10061-01-5	cis-1,3-Dichloropropene	ND	42000	13000	ug/kg	
541-73-1	m-Dichlorobenzene	ND	42000	13000	ug/kg	
95-50-1	o-Dichlorobenzene	ND	42000	13000	ug/kg	
106-46-7	p-Dichlorobenzene	ND	42000	13000	ug/kg	

ND = Not detected MDL - Method Detection Limit

RL = Reporting Limit

E = Indicates value exceeds calibration range

J = Indicates an estimated value

B = Indicates analyte found in associated method blank

N = Indicates presumptive evidence of a compound

## Report of Analysis

<b>Client Sample ID:</b>	OP19-3.8	<b>Date Sampled:</b>	07/21/11
<b>Lab Sample ID:</b>	C17127-24	<b>Date Received:</b>	07/22/11
<b>Matrix:</b>	SO - Soil	<b>Percent Solids:</b>	n/a <sup>a</sup>
<b>Method:</b>	SW846 8260B	<b>Project:</b> Romic Soil Investigation(Romic EPA) - 2081 Bay Road,East Palo Alto,CA	

### VOA 8260 List

CAS No.	Compound	Result	RL	MDL	Units	Q
156-60-5	trans-1,2-Dichloroethylene	ND	42000	13000	ug/kg	
10061-02-6	trans-1,3-Dichloropropene	ND	42000	13000	ug/kg	
100-41-4	Ethylbenzene	109000	42000	13000	ug/kg	
637-92-3	Ethyl tert-Butyl Ether	ND	42000	13000	ug/kg	
591-78-6	2-Hexanone	ND	340000	42000	ug/kg	
87-68-3	Hexachlorobutadiene	ND	42000	8400	ug/kg	
98-82-8	Isopropylbenzene	ND	42000	13000	ug/kg	
99-87-6	p-Isopropyltoluene	ND	42000	13000	ug/kg	
108-10-1	4-Methyl-2-pentanone	ND	340000	130000	ug/kg	
74-83-9	Methyl bromide	ND	42000	21000	ug/kg	
74-87-3	Methyl chloride	ND	42000	13000	ug/kg	
74-95-3	Methylene bromide	ND	42000	21000	ug/kg	
75-09-2	Methylene chloride	ND	210000	130000	ug/kg	
78-93-3	Methyl ethyl ketone	ND	340000	100000	ug/kg	
1634-04-4	Methyl Tert Butyl Ether	ND	42000	8400	ug/kg	
91-20-3	Naphthalene	ND	42000	13000	ug/kg	
103-65-1	n-Propylbenzene	ND	42000	13000	ug/kg	
100-42-5	Styrene	ND	42000	8400	ug/kg	
994-05-8	Tert-Amyl Methyl Ether	ND	42000	10000	ug/kg	
75-65-0	Tert Butyl Alcohol	ND	340000	84000	ug/kg	
630-20-6	1,1,1,2-Tetrachloroethane	ND	42000	8400	ug/kg	
71-55-6	1,1,1-Trichloroethane	ND	42000	13000	ug/kg	
79-34-5	1,1,2,2-Tetrachloroethane	ND	42000	8400	ug/kg	
79-00-5	1,1,2-Trichloroethane	ND	42000	8400	ug/kg	
87-61-6	1,2,3-Trichlorobenzene	ND	42000	13000	ug/kg	
96-18-4	1,2,3-Trichloropropane	ND	42000	13000	ug/kg	
120-82-1	1,2,4-Trichlorobenzene	ND	42000	13000	ug/kg	
95-63-6	1,2,4-Trimethylbenzene	130000	42000	13000	ug/kg	
108-67-8	1,3,5-Trimethylbenzene	37000	42000	13000	ug/kg	J
127-18-4	Tetrachloroethylene	ND	42000	29000	ug/kg	
108-88-3	Toluene	179000	42000	13000	ug/kg	
79-01-6	Trichloroethylene	ND	42000	8400	ug/kg	
75-69-4	Trichlorofluoromethane	ND	42000	10000	ug/kg	
75-01-4	Vinyl chloride	ND	42000	21000	ug/kg	
1330-20-7	Xylene (total)	565000	84000	34000	ug/kg	

CAS No.	Surrogate Recoveries	Run# 1	Run# 2	Limits
1868-53-7	Dibromofluoromethane	102%		60-130%
2037-26-5	Toluene-D8	112%		60-130%

ND = Not detected      MDL - Method Detection Limit  
 RL = Reporting Limit  
 E = Indicates value exceeds calibration range

J = Indicates an estimated value  
 B = Indicates analyte found in associated method blank  
 N = Indicates presumptive evidence of a compound



## Report of Analysis

<b>Client Sample ID:</b>	OP19-3.8	<b>Date Sampled:</b>	07/21/11
<b>Lab Sample ID:</b>	C17127-24	<b>Date Received:</b>	07/22/11
<b>Matrix:</b>	SO - Soil	<b>Percent Solids:</b>	n/a <sup>a</sup>
<b>Method:</b>	SW846 8260B	<b>Project:</b> Romic Soil Investigation(Romic EPA) - 2081 Bay Road, East Palo Alto, CA	

### VOA 8260 List

CAS No.	Surrogate Recoveries	Run# 1	Run# 2	Limits
460-00-4	4-Bromofluorobenzene	109%		60-130%

(a) All results reported on wet weight basis.

ND = Not detected      MDL - Method Detection Limit  
 RL = Reporting Limit  
 E = Indicates value exceeds calibration range

J = Indicates an estimated value  
 B = Indicates analyte found in associated method blank  
 N = Indicates presumptive evidence of a compound

## Report of Analysis

<b>Client Sample ID:</b>	OP19-6.8	<b>Date Sampled:</b>	07/21/11
<b>Lab Sample ID:</b>	C17127-25	<b>Date Received:</b>	07/22/11
<b>Matrix:</b>	SO - Soil	<b>Percent Solids:</b>	n/a <sup>a</sup>
<b>Method:</b>	SW846 8260B	<b>Project:</b> Romic Soil Investigation(Romic EPA) - 2081 Bay Road, East Palo Alto, CA	

Run #	File ID	DF	Analyzed	By	Prep Date	Prep Batch	Analytical Batch
Run #1	L9518.D	1	08/04/11	TF	n/a	n/a	VL298
Run #2							

Run #	Initial Weight	Final Volume	Methanol Aliquot
Run #1	7.29 g	5.0 ml	100 ul
Run #2			

## VOA 8260 List

CAS No.	Compound	Result	RL	MDL	Units	Q
67-64-1	Acetone	ND	3400	690	ug/kg	
71-43-2	Benzene	ND	170	51	ug/kg	
108-86-1	Bromobenzene	ND	170	51	ug/kg	
74-97-5	Bromochloromethane	ND	170	51	ug/kg	
75-27-4	Bromodichloromethane	ND	170	34	ug/kg	
75-25-2	Bromoform	ND	170	34	ug/kg	
104-51-8	n-Butylbenzene	ND	170	51	ug/kg	
135-98-8	sec-Butylbenzene	ND	170	51	ug/kg	
98-06-6	tert-Butylbenzene	ND	170	51	ug/kg	
108-90-7	Chlorobenzene	ND	170	51	ug/kg	
75-00-3	Chloroethane	ND	170	51	ug/kg	
67-66-3	Chloroform	ND	170	51	ug/kg	
95-49-8	o-Chlorotoluene	ND	170	51	ug/kg	
106-43-4	p-Chlorotoluene	ND	170	51	ug/kg	
56-23-5	Carbon tetrachloride	ND	170	34	ug/kg	
75-34-3	1,1-Dichloroethane	ND	170	34	ug/kg	
75-35-4	1,1-Dichloroethylene	ND	170	51	ug/kg	
563-58-6	1,1-Dichloropropene	ND	170	51	ug/kg	
96-12-8	1,2-Dibromo-3-chloropropane	ND	170	34	ug/kg	
106-93-4	1,2-Dibromoethane	ND	170	34	ug/kg	
107-06-2	1,2-Dichloroethane	ND	170	51	ug/kg	
78-87-5	1,2-Dichloropropane	ND	170	51	ug/kg	
142-28-9	1,3-Dichloropropane	ND	170	51	ug/kg	
108-20-3	Di-Isopropyl ether	ND	170	51	ug/kg	
594-20-7	2,2-Dichloropropane	ND	170	51	ug/kg	
124-48-1	Dibromochloromethane	ND	170	34	ug/kg	
75-71-8	Dichlorodifluoromethane	ND	170	34	ug/kg	
156-59-2	cis-1,2-Dichloroethylene	ND	170	51	ug/kg	
10061-01-5	cis-1,3-Dichloropropene	ND	170	51	ug/kg	
541-73-1	m-Dichlorobenzene	ND	170	51	ug/kg	
95-50-1	o-Dichlorobenzene	ND	170	51	ug/kg	
106-46-7	p-Dichlorobenzene	ND	170	51	ug/kg	

ND = Not detected MDL - Method Detection Limit

RL = Reporting Limit

E = Indicates value exceeds calibration range

J = Indicates an estimated value

B = Indicates analyte found in associated method blank

N = Indicates presumptive evidence of a compound

## Report of Analysis

<b>Client Sample ID:</b>	OP19-6.8	<b>Date Sampled:</b>	07/21/11
<b>Lab Sample ID:</b>	C17127-25	<b>Date Received:</b>	07/22/11
<b>Matrix:</b>	SO - Soil	<b>Percent Solids:</b>	n/a <sup>a</sup>
<b>Method:</b>	SW846 8260B	<b>Project:</b> Romic Soil Investigation(Romic EPA) - 2081 Bay Road, East Palo Alto, CA	

**VOA 8260 List**

CAS No.	Compound	Result	RL	MDL	Units	Q
156-60-5	trans-1,2-Dichloroethylene	ND	170	51	ug/kg	
10061-02-6	trans-1,3-Dichloropropene	ND	170	51	ug/kg	
100-41-4	Ethylbenzene	1000	170	51	ug/kg	
637-92-3	Ethyl tert-Butyl Ether	ND	170	51	ug/kg	
591-78-6	2-Hexanone	ND	1400	170	ug/kg	
87-68-3	Hexachlorobutadiene	ND	170	34	ug/kg	
98-82-8	Isopropylbenzene	ND	170	51	ug/kg	
99-87-6	p-Isopropyltoluene	ND	170	51	ug/kg	
108-10-1	4-Methyl-2-pentanone	ND	1400	510	ug/kg	
74-83-9	Methyl bromide	ND	170	86	ug/kg	
74-87-3	Methyl chloride	ND	170	51	ug/kg	
74-95-3	Methylene bromide	ND	170	86	ug/kg	
75-09-2	Methylene chloride	ND	860	550	ug/kg	
78-93-3	Methyl ethyl ketone	ND	1400	410	ug/kg	
1634-04-4	Methyl Tert Butyl Ether	ND	170	34	ug/kg	
91-20-3	Naphthalene	156	170	51	ug/kg	J
103-65-1	n-Propylbenzene	ND	170	51	ug/kg	
100-42-5	Styrene	ND	170	34	ug/kg	
994-05-8	Tert-Amyl Methyl Ether	ND	170	41	ug/kg	
75-65-0	Tert Butyl Alcohol	417	1400	340	ug/kg	J
630-20-6	1,1,1,2-Tetrachloroethane	ND	170	34	ug/kg	
71-55-6	1,1,1-Trichloroethane	ND	170	51	ug/kg	
79-34-5	1,1,2,2-Tetrachloroethane	ND	170	34	ug/kg	
79-00-5	1,1,2-Trichloroethane	ND	170	34	ug/kg	
87-61-6	1,2,3-Trichlorobenzene	ND	170	51	ug/kg	
96-18-4	1,2,3-Trichloropropane	ND	170	51	ug/kg	
120-82-1	1,2,4-Trichlorobenzene	ND	170	51	ug/kg	
95-63-6	1,2,4-Trimethylbenzene	490	170	51	ug/kg	
108-67-8	1,3,5-Trimethylbenzene	69.8	170	51	ug/kg	J
127-18-4	Tetrachloroethylene	ND	170	120	ug/kg	
108-88-3	Toluene	56.9	170	51	ug/kg	J
79-01-6	Trichloroethylene	ND	170	34	ug/kg	
75-69-4	Trichlorofluoromethane	ND	170	41	ug/kg	
75-01-4	Vinyl chloride	ND	170	86	ug/kg	
1330-20-7	Xylene (total)	798	340	140	ug/kg	

CAS No.	Surrogate Recoveries	Run# 1	Run# 2	Limits
1868-53-7	Dibromofluoromethane	106%		60-130%
2037-26-5	Toluene-D8	112%		60-130%

ND = Not detected      MDL - Method Detection Limit  
 RL = Reporting Limit  
 E = Indicates value exceeds calibration range

J = Indicates an estimated value  
 B = Indicates analyte found in associated method blank  
 N = Indicates presumptive evidence of a compound

## Report of Analysis

<b>Client Sample ID:</b>	OP19-6.8	<b>Date Sampled:</b>	07/21/11
<b>Lab Sample ID:</b>	C17127-25	<b>Date Received:</b>	07/22/11
<b>Matrix:</b>	SO - Soil	<b>Percent Solids:</b>	n/a <sup>a</sup>
<b>Method:</b>	SW846 8260B	<b>Project:</b> Romic Soil Investigation(Romic EPA) - 2081 Bay Road, East Palo Alto, CA	

### VOA 8260 List

CAS No.	Surrogate Recoveries	Run# 1	Run# 2	Limits
460-00-4	4-Bromofluorobenzene	104%		60-130%

(a) All results reported on wet weight basis.

ND = Not detected      MDL - Method Detection Limit  
 RL = Reporting Limit  
 E = Indicates value exceeds calibration range

J = Indicates an estimated value  
 B = Indicates analyte found in associated method blank  
 N = Indicates presumptive evidence of a compound

## Report of Analysis

<b>Client Sample ID:</b>	P27-0.9	<b>Date Sampled:</b>	07/21/11
<b>Lab Sample ID:</b>	C17127-26	<b>Date Received:</b>	07/22/11
<b>Matrix:</b>	SO - Soil	<b>Percent Solids:</b>	n/a <sup>a</sup>
<b>Method:</b>	SW846 8260B	<b>Project:</b> Romic Soil Investigation(Romic EPA) - 2081 Bay Road, East Palo Alto, CA	

Run #	File ID	DF	Analyzed	By	Prep Date	Prep Batch	Analytical Batch
Run #1	L9506.D	1	08/04/11	TF	n/a	n/a	VL298
Run #2							

Run #	Initial Weight
Run #1	6.56 g
Run #2	

## VOA 8260 List

CAS No.	Compound	Result	RL	MDL	Units	Q
67-64-1	Acetone	19.9	76	15	ug/kg	J
71-43-2	Benzene	ND	3.8	1.1	ug/kg	
108-86-1	Bromobenzene	ND	3.8	1.1	ug/kg	
74-97-5	Bromochloromethane	ND	3.8	1.1	ug/kg	
75-27-4	Bromodichloromethane	ND	3.8	0.76	ug/kg	
75-25-2	Bromoform	ND	3.8	0.76	ug/kg	
104-51-8	n-Butylbenzene	ND	3.8	1.1	ug/kg	
135-98-8	sec-Butylbenzene	ND	3.8	1.1	ug/kg	
98-06-6	tert-Butylbenzene	ND	3.8	1.1	ug/kg	
108-90-7	Chlorobenzene	ND	3.8	1.1	ug/kg	
75-00-3	Chloroethane	ND	3.8	1.1	ug/kg	
67-66-3	Chloroform	ND	3.8	1.1	ug/kg	
95-49-8	o-Chlorotoluene	ND	3.8	1.1	ug/kg	
106-43-4	p-Chlorotoluene	ND	3.8	1.1	ug/kg	
56-23-5	Carbon tetrachloride	ND	3.8	0.76	ug/kg	
75-34-3	1,1-Dichloroethane	1.4	3.8	0.76	ug/kg	J
75-35-4	1,1-Dichloroethylene	ND	3.8	1.1	ug/kg	
563-58-6	1,1-Dichloropropene	ND	3.8	1.1	ug/kg	
96-12-8	1,2-Dibromo-3-chloropropane	ND	3.8	0.76	ug/kg	
106-93-4	1,2-Dibromoethane	ND	3.8	0.76	ug/kg	
107-06-2	1,2-Dichloroethane	ND	3.8	1.1	ug/kg	
78-87-5	1,2-Dichloropropane	ND	3.8	1.1	ug/kg	
142-28-9	1,3-Dichloropropane	ND	3.8	1.1	ug/kg	
108-20-3	Di-Isopropyl ether	ND	3.8	1.1	ug/kg	
594-20-7	2,2-Dichloropropane	ND	3.8	1.1	ug/kg	
124-48-1	Dibromochloromethane	ND	3.8	0.76	ug/kg	
75-71-8	Dichlorodifluoromethane	ND	3.8	0.76	ug/kg	
156-59-2	cis-1,2-Dichloroethylene	ND	3.8	1.1	ug/kg	
10061-01-5	cis-1,3-Dichloropropene	ND	3.8	1.1	ug/kg	
541-73-1	m-Dichlorobenzene	ND	3.8	1.1	ug/kg	
95-50-1	o-Dichlorobenzene	ND	3.8	1.1	ug/kg	
106-46-7	p-Dichlorobenzene	ND	3.8	1.1	ug/kg	

ND = Not detected MDL - Method Detection Limit

RL = Reporting Limit

E = Indicates value exceeds calibration range

J = Indicates an estimated value

B = Indicates analyte found in associated method blank

N = Indicates presumptive evidence of a compound

## Report of Analysis

<b>Client Sample ID:</b>	P27-0.9	<b>Date Sampled:</b>	07/21/11
<b>Lab Sample ID:</b>	C17127-26	<b>Date Received:</b>	07/22/11
<b>Matrix:</b>	SO - Soil	<b>Percent Solids:</b>	n/a <sup>a</sup>
<b>Method:</b>	SW846 8260B		
<b>Project:</b>	Romic Soil Investigation(Romic EPA) - 2081 Bay Road,East Palo Alto,CA		

## VOA 8260 List

CAS No.	Compound	Result	RL	MDL	Units	Q
156-60-5	trans-1,2-Dichloroethylene	ND	3.8	1.1	ug/kg	
10061-02-6	trans-1,3-Dichloropropene	ND	3.8	1.1	ug/kg	
100-41-4	Ethylbenzene	1.7	3.8	1.1	ug/kg	J
637-92-3	Ethyl tert-Butyl Ether	ND	3.8	1.1	ug/kg	
591-78-6	2-Hexanone	ND	30	3.8	ug/kg	
87-68-3	Hexachlorobutadiene	ND	3.8	0.76	ug/kg	
98-82-8	Isopropylbenzene	ND	3.8	1.1	ug/kg	
99-87-6	p-Isopropyltoluene	ND	3.8	1.1	ug/kg	
108-10-1	4-Methyl-2-pentanone	ND	30	11	ug/kg	
74-83-9	Methyl bromide	ND	3.8	1.9	ug/kg	
74-87-3	Methyl chloride	ND	3.8	1.1	ug/kg	
74-95-3	Methylene bromide	ND	3.8	1.9	ug/kg	
75-09-2	Methylene chloride	ND	19	12	ug/kg	
78-93-3	Methyl ethyl ketone	ND	30	9.1	ug/kg	
1634-04-4	Methyl Tert Butyl Ether	ND	3.8	0.76	ug/kg	
91-20-3	Naphthalene	1.4	3.8	1.1	ug/kg	J
103-65-1	n-Propylbenzene	ND	3.8	1.1	ug/kg	
100-42-5	Styrene	ND	3.8	0.76	ug/kg	
994-05-8	Tert-Amyl Methyl Ether	ND	3.8	0.91	ug/kg	
75-65-0	Tert Butyl Alcohol	ND	30	7.6	ug/kg	
630-20-6	1,1,1,2-Tetrachloroethane	ND	3.8	0.76	ug/kg	
71-55-6	1,1,1-Trichloroethane	ND	3.8	1.1	ug/kg	
79-34-5	1,1,2,2-Tetrachloroethane	ND	3.8	0.76	ug/kg	
79-00-5	1,1,2-Trichloroethane	ND	3.8	0.76	ug/kg	
87-61-6	1,2,3-Trichlorobenzene	ND	3.8	1.1	ug/kg	
96-18-4	1,2,3-Trichloropropane	ND	3.8	1.1	ug/kg	
120-82-1	1,2,4-Trichlorobenzene	ND	3.8	1.1	ug/kg	
95-63-6	1,2,4-Trimethylbenzene	2.6	3.8	1.1	ug/kg	J
108-67-8	1,3,5-Trimethylbenzene	1.4	3.8	1.1	ug/kg	J
127-18-4	Tetrachloroethylene	ND	3.8	2.7	ug/kg	
108-88-3	Toluene	5.6	3.8	1.1	ug/kg	
79-01-6	Trichloroethylene	3.2	3.8	0.76	ug/kg	J
75-69-4	Trichlorofluoromethane	ND	3.8	0.91	ug/kg	
75-01-4	Vinyl chloride	ND	3.8	1.9	ug/kg	
1330-20-7	Xylene (total)	10.0	7.6	3.0	ug/kg	

CAS No.	Surrogate Recoveries	Run# 1	Run# 2	Limits
1868-53-7	Dibromofluoromethane	96%		60-130%
2037-26-5	Toluene-D8	101%		60-130%

ND = Not detected MDL - Method Detection Limit

RL = Reporting Limit

E = Indicates value exceeds calibration range

J = Indicates an estimated value

B = Indicates analyte found in associated method blank

N = Indicates presumptive evidence of a compound

## Report of Analysis

<b>Client Sample ID:</b>	P27-0.9	<b>Date Sampled:</b>	07/21/11
<b>Lab Sample ID:</b>	C17127-26	<b>Date Received:</b>	07/22/11
<b>Matrix:</b>	SO - Soil	<b>Percent Solids:</b>	n/a <sup>a</sup>
<b>Method:</b>	SW846 8260B	<b>Project:</b> Romic Soil Investigation(Romic EPA) - 2081 Bay Road, East Palo Alto, CA	

### VOA 8260 List

CAS No.	Surrogate Recoveries	Run# 1	Run# 2	Limits
460-00-4	4-Bromofluorobenzene	100%		60-130%

(a) All results reported on wet weight basis.

ND = Not detected      MDL - Method Detection Limit  
 RL = Reporting Limit

J = Indicates an estimated value  
 B = Indicates analyte found in associated method blank  
 N = Indicates presumptive evidence of a compound

## Report of Analysis

<b>Client Sample ID:</b> P27-0.9	
<b>Lab Sample ID:</b> C17127-26	<b>Date Sampled:</b> 07/21/11
<b>Matrix:</b> SO - Soil	<b>Date Received:</b> 07/22/11
<b>Method:</b> SW846 8270C SW846 3550B	<b>Percent Solids:</b> n/a <sup>a</sup>
<b>Project:</b> Romc Soil Investigation(Romc EPA) - 2081 Bay Road, East Palo Alto, CA	

Run #	File ID	DF	Analyzed	By	Prep Date	Prep Batch	Analytical Batch
Run #1 <sup>b</sup>	Y9059.D	2	07/28/11	MT	07/26/11	OP4307	EY432
Run #2							

Run #	Initial Weight	Final Volume
Run #1	10.2 g	1.0 ml
Run #2		

## ABN Full List

CAS No.	Compound	Result	RL	MDL	Units	Q
65-85-0	Benzoic acid	ND	2000	1700	ug/kg	
95-57-8	2-Chlorophenol	ND	2000	1300	ug/kg	
59-50-7	4-Chloro-3-methyl phenol	ND	980	820	ug/kg	
120-83-2	2,4-Dichlorophenol	ND	980	270	ug/kg	
105-67-9	2,4-Dimethylphenol	ND	980	290	ug/kg	
51-28-5	2,4-Dinitrophenol	ND	4900	1700	ug/kg	
534-52-1	4,6-Dinitro-o-cresol	ND	3900	2000	ug/kg	
95-48-7	2-Methylphenol	ND	980	330	ug/kg	
	3&4-Methylphenol	ND	980	290	ug/kg	
88-75-5	2-Nitrophenol	ND	980	250	ug/kg	
100-02-7	4-Nitrophenol	ND	3900	2400	ug/kg	
87-86-5	Pentachlorophenol	ND	980	820	ug/kg	
108-95-2	Phenol	ND	3900	2500	ug/kg	
95-95-4	2,4,5-Trichlorophenol	ND	980	240	ug/kg	
88-06-2	2,4,6-Trichlorophenol	ND	980	310	ug/kg	
83-32-9	Acenaphthene	ND	2000	980	ug/kg	
208-96-8	Acenaphthylene	ND	980	390	ug/kg	
62-53-3	Aniline	ND	980	270	ug/kg	
120-12-7	Anthracene	ND	980	200	ug/kg	
103-33-3	Azobenzene	ND	980	330	ug/kg	
92-87-5	Benzidine	ND	4900	1400	ug/kg	
56-55-3	Benzo(a)anthracene	ND	980	140	ug/kg	
50-32-8	Benzo(a)pyrene	ND	980	180	ug/kg	
205-99-2	Benzo(b)fluoranthene	ND	980	120	ug/kg	
191-24-2	Benzo(g,h,i)perylene	ND	980	290	ug/kg	
207-08-9	Benzo(k)fluoranthene	ND	980	240	ug/kg	
101-55-3	4-Bromophenyl phenyl ether	ND	980	290	ug/kg	
85-68-7	Butyl benzyl phthalate	ND	980	220	ug/kg	
100-51-6	Benzyl Alcohol	ND	2000	310	ug/kg	
91-58-7	2-Chloronaphthalene	ND	980	350	ug/kg	
106-47-8	4-Chloroaniline	ND	980	270	ug/kg	
86-74-8	Carbazole	ND	980	160	ug/kg	

ND = Not detected MDL - Method Detection Limit

RL = Reporting Limit

E = Indicates value exceeds calibration range

J = Indicates an estimated value

B = Indicates analyte found in associated method blank

N = Indicates presumptive evidence of a compound



## Report of Analysis

<b>Client Sample ID:</b>	P27-0.9	<b>Date Sampled:</b>	07/21/11
<b>Lab Sample ID:</b>	C17127-26	<b>Date Received:</b>	07/22/11
<b>Matrix:</b>	SO - Soil	<b>Percent Solids:</b>	n/a <sup>a</sup>
<b>Method:</b>	SW846 8270C SW846 3550B		
<b>Project:</b>	Romic Soil Investigation(Romic EPA) - 2081 Bay Road,East Palo Alto,CA		

## ABN Full List

CAS No.	Compound	Result	RL	MDL	Units	Q
218-01-9	Chrysene	ND	980	200	ug/kg	
111-91-1	bis(2-Chloroethoxy)methane	ND	980	350	ug/kg	
111-44-4	bis(2-Chloroethyl)ether	ND	980	450	ug/kg	
108-60-1	bis(2-Chloroisopropyl)ether	ND	980	530	ug/kg	
7005-72-3	4-Chlorophenyl phenyl ether	ND	980	370	ug/kg	
95-50-1	1,2-Dichlorobenzene	ND	980	310	ug/kg	
541-73-1	1,3-Dichlorobenzene	ND	980	290	ug/kg	
106-46-7	1,4-Dichlorobenzene	ND	980	820	ug/kg	
121-14-2	2,4-Dinitrotoluene	ND	980	900	ug/kg	
606-20-2	2,6-Dinitrotoluene	ND	2000	630	ug/kg	
91-94-1	3,3' -Dichlorobenzidine	ND	4900	270	ug/kg	
53-70-3	Dibenzo(a,h)anthracene	ND	980	250	ug/kg	
132-64-9	Dibenzofuran	ND	980	310	ug/kg	
122-39-4	Diphenylamine	ND	980	240	ug/kg	
84-74-2	Di-n-butyl phthalate	ND	980	200	ug/kg	
117-84-0	Di-n-octyl phthalate	ND	980	250	ug/kg	
84-66-2	Diethyl phthalate	ND	980	330	ug/kg	
131-11-3	Dimethyl phthalate	ND	980	350	ug/kg	
117-81-7	bis(2-Ethylhexyl)phthalate	ND	980	430	ug/kg	
206-44-0	Fluoranthene	ND	980	200	ug/kg	
86-73-7	Fluorene	ND	980	350	ug/kg	
118-74-1	Hexachlorobenzene	ND	980	250	ug/kg	
87-68-3	Hexachlorobutadiene	ND	980	370	ug/kg	
77-47-4	Hexachlorocyclopentadiene	ND	980	270	ug/kg	
67-72-1	Hexachloroethane	ND	980	310	ug/kg	
193-39-5	Indeno(1,2,3-cd)pyrene	ND	980	270	ug/kg	
78-59-1	Isophorone	ND	980	330	ug/kg	
90-12-0	1-Methylnaphthalene	ND	980	310	ug/kg	
91-57-6	2-Methylnaphthalene	ND	980	310	ug/kg	
88-74-4	2-Nitroaniline	ND	980	240	ug/kg	
99-09-2	3-Nitroaniline	ND	980	240	ug/kg	
100-01-6	4-Nitroaniline	ND	980	590	ug/kg	
91-20-3	Naphthalene	ND	980	330	ug/kg	
98-95-3	Nitrobenzene	ND	980	310	ug/kg	
62-75-9	N-Nitrosodimethylamine	ND	9800	4300	ug/kg	
621-64-7	N-Nitroso-di-n-propylamine	ND	2000	1100	ug/kg	
85-01-8	Phenanthrene	ND	980	220	ug/kg	
129-00-0	Pyrene	ND	2000	1300	ug/kg	
110-86-1	Pyridine	ND	3900	430	ug/kg	
120-82-1	1,2,4-Trichlorobenzene	ND	980	670	ug/kg	

ND = Not detected MDL - Method Detection Limit

RL = Reporting Limit

E = Indicates value exceeds calibration range

J = Indicates an estimated value

B = Indicates analyte found in associated method blank

N = Indicates presumptive evidence of a compound

## Report of Analysis

<b>Client Sample ID:</b> P27-0.9		<b>Date Sampled:</b> 07/21/11
<b>Lab Sample ID:</b> C17127-26		<b>Date Received:</b> 07/22/11
<b>Matrix:</b> SO - Soil		<b>Percent Solids:</b> n/a <sup>a</sup>
<b>Method:</b> SW846 8270C SW846 3550B		
<b>Project:</b> Romc Soil Investigation(Romc EPA) - 2081 Bay Road, East Palo Alto, CA		

**ABN Full List**

CAS No.	Surrogate Recoveries	Run# 1	Run# 2	Limits
367-12-4	2-Fluorophenol	67%		20-100%
4165-62-2	Phenol-d5	70%		20-100%
118-79-6	2,4,6-Tribromophenol	86%		30-100%
4165-60-0	Nitrobenzene-d5	68%		20-100%
321-60-8	2-Fluorobiphenyl	74%		20-106%
1718-51-0	Terphenyl-d14	106%		55-130%

- (a) All results reported on wet weight basis.
- (b) Dilution required due to matrix interference; non-target hydrocarbons.

---

ND = Not detected	MDL - Method Detection Limit	J = Indicates an estimated value
RL = Reporting Limit		B = Indicates analyte found in associated method blank
E = Indicates value exceeds calibration range		N = Indicates presumptive evidence of a compound

## Report of Analysis

<b>Client Sample ID:</b> P27-0.9		
<b>Lab Sample ID:</b> C17127-26		<b>Date Sampled:</b> 07/21/11
<b>Matrix:</b> SO - Soil		<b>Date Received:</b> 07/22/11
<b>Method:</b> SW846 8015B		<b>Percent Solids:</b> n/a <sup>a</sup>
<b>Project:</b> Romic Soil Investigation(Romic EPA) - 2081 Bay Road, East Palo Alto, CA		

	File ID	DF	Analyzed	By	Prep Date	Prep Batch	Analytical Batch
Run #1	JK21587.D	1	08/03/11	TT	n/a	n/a	GJK889
Run #2							

	Initial Weight	Final Volume	Methanol Aliquot
Run #1	7.06 g	5.0 ml	100 ul
Run #2			

### TPH Volatiles

CAS No.	Compound	Result	RL	MDL	Units	Q
	TPH-GRO (C6-C10)	ND	3.5	1.8	mg/kg	
CAS No.	Surrogate Recoveries	Run# 1	Run# 2	Limits		
98-08-8	aaa-Trifluorotoluene	86%		60-157%		

(a) All results reported on wet weight basis.

ND = Not detected      MDL - Method Detection Limit  
 RL = Reporting Limit

J = Indicates an estimated value  
 B = Indicates analyte found in associated method blank  
 N = Indicates presumptive evidence of a compound

## Report of Analysis

<b>Client Sample ID:</b>	P27-0.9	
<b>Lab Sample ID:</b>	C17127-26	<b>Date Sampled:</b> 07/21/11
<b>Matrix:</b>	SO - Soil	<b>Date Received:</b> 07/22/11
<b>Method:</b>	SW846 8081A SW846 3545A	<b>Percent Solids:</b> n/a <sup>a</sup>
<b>Project:</b>	Romic Soil Investigation(Romic EPA) - 2081 Bay Road, East Palo Alto, CA	

Run #1	File ID	DF	Analyzed	By	Prep Date	Prep Batch	Analytical Batch
Run #1	OO23030.D	1	08/01/11	RV	07/25/11	OP4294	G00733
Run #2							

Run #1	Initial Weight	Final Volume
Run #1	10.0 g	10.0 ml
Run #2		

## Pesticide PPL List

CAS No.	Compound	Result	RL	MDL	Units	Q
309-00-2	Aldrin	ND	25	10	ug/kg	
319-84-6	alpha-BHC	ND	25	11	ug/kg	
319-85-7	beta-BHC	ND	25	3.5	ug/kg	
319-86-8	delta-BHC	ND	25	3.5	ug/kg	
58-89-9	gamma-BHC (Lindane)	ND	25	7.5	ug/kg	
12789-03-6	Chlordane	ND	100	100	ug/kg	
60-57-1	Dieldrin	ND	25	3.0	ug/kg	
72-54-8	4,4' -DDD	ND	25	3.5	ug/kg	
72-55-9	4,4' -DDE	ND	25	3.0	ug/kg	
50-29-3	4,4' -DDT	ND	25	3.0	ug/kg	
72-20-8	Endrin	ND	25	3.0	ug/kg	
7421-93-4	Endrin aldehyde	ND	25	6.0	ug/kg	
959-98-8	Endosulfan-I	ND	25	3.5	ug/kg	
33213-65-9	Endosulfan-II	ND	25	3.5	ug/kg	
1031-07-8	Endosulfan sulfate	ND	25	8.0	ug/kg	
76-44-8	Heptachlor	ND	25	6.0	ug/kg	
1024-57-3	Heptachlor epoxide	ND	25	4.0	ug/kg	
72-43-5	Methoxychlor	ND	25	3.5	ug/kg	
8001-35-2	Toxaphene	ND	100	100	ug/kg	

CAS No.	Surrogate Recoveries	Run# 1	Run# 2	Limits
877-09-8	Tetrachloro-m-xylene	57%		35-132%
877-09-8	Tetrachloro-m-xylene	62%		35-132%
2051-24-3	Decachlorobiphenyl	76%		35-132%
2051-24-3	Decachlorobiphenyl	83%		35-132%

(a) All results reported on wet weight basis.

ND = Not detected MDL - Method Detection Limit

RL = Reporting Limit

E = Indicates value exceeds calibration range

J = Indicates an estimated value

B = Indicates analyte found in associated method blank

N = Indicates presumptive evidence of a compound

## Report of Analysis

<b>Client Sample ID:</b> P27-0.9	
<b>Lab Sample ID:</b> C17127-26	<b>Date Sampled:</b> 07/21/11
<b>Matrix:</b> SO - Soil	<b>Date Received:</b> 07/22/11
<b>Method:</b> SW846 8082 SW846 3545A	<b>Percent Solids:</b> n/a <sup>a</sup>
<b>Project:</b> Romc Soil Investigation(Romc EPA) - 2081 Bay Road,East Palo Alto,CA	

Run #1	File ID	DF	Analyzed	By	Prep Date	Prep Batch	Analytical Batch
Run #1	PP20468.D	1	07/27/11	RV	07/25/11	OP4295	GPP692
Run #2							

Run #1	Initial Weight	Final Volume
Run #1	10.0 g	10.0 ml
Run #2		

### PCB List

CAS No.	Compound	Result	RL	MDL	Units	Q
12674-11-2	Aroclor 1016	ND	100	17	ug/kg	
11104-28-2	Aroclor 1221	ND	100	50	ug/kg	
11141-16-5	Aroclor 1232	ND	100	50	ug/kg	
53469-21-9	Aroclor 1242	ND	100	50	ug/kg	
12672-29-6	Aroclor 1248	ND	100	50	ug/kg	
11097-69-1	Aroclor 1254	ND	100	50	ug/kg	
11096-82-5	Aroclor 1260	ND	100	20	ug/kg	

CAS No.	Surrogate Recoveries	Run# 1	Run# 2	Limits
877-09-8	Tetrachloro-m-xylene	62%		45-108%
877-09-8	Tetrachloro-m-xylene	55%		45-108%
2051-24-3	Decachlorobiphenyl	80%		54-121%
2051-24-3	Decachlorobiphenyl	68%		54-121%

(a) All results reported on wet weight basis.

ND = Not detected      MDL - Method Detection Limit  
 RL = Reporting Limit  
 E = Indicates value exceeds calibration range

J = Indicates an estimated value  
 B = Indicates analyte found in associated method blank  
 N = Indicates presumptive evidence of a compound

## Report of Analysis

<b>Client Sample ID:</b> P27-0.9		<b>Date Sampled:</b> 07/21/11
<b>Lab Sample ID:</b> C17127-26		<b>Date Received:</b> 07/22/11
<b>Matrix:</b> SO - Soil		<b>Percent Solids:</b> n/a <sup>a</sup>
<b>Method:</b> SW846 8015B M SW846 3545A		
<b>Project:</b> Romic Soil Investigation(Romic EPA) - 2081 Bay Road, East Palo Alto, CA		

Run #	File ID	DF	Analyzed	By	Prep Date	Prep Batch	Analytical Batch
Run #1	HH15585.D	1	07/28/11	JH	07/26/11	OP4309	GHH531
Run #2							

Run #	Initial Weight	Final Volume
Run #1	6.00 g	1.0 ml
Run #2		

**TPH Extractable w/ Silica Gel Cleanup**

CAS No.	Compound	Result	RL	MDL	Units	Q
	TPH (C10-C28)	117	17	8.3	mg/kg	
	TPH (> C28-C40)	232	33	17	mg/kg	

CAS No.	Surrogate Recoveries	Run# 1	Run# 2	Limits
630-01-3	Hexacosane	74%		45-140%

(a) All results reported on wet weight basis.

ND = Not detected      MDL - Method Detection Limit  
 RL = Reporting Limit  
 E = Indicates value exceeds calibration range

J = Indicates an estimated value  
 B = Indicates analyte found in associated method blank  
 N = Indicates presumptive evidence of a compound

## Report of Analysis

<b>Client Sample ID:</b> P27-0.9	<b>Date Sampled:</b> 07/21/11
<b>Lab Sample ID:</b> C17127-26	<b>Date Received:</b> 07/22/11
<b>Matrix:</b> SO - Soil	<b>Percent Solids:</b> n/a <sup>a</sup>
<b>Project:</b> Romic Soil Investigation(Romic EPA) - 2081 Bay Road,East Palo Alto, CA	

## Metals Analysis

Analyte	Result	RL	Units	DF	Prep	Analyzed By	Method	Prep Method
Antimony <sup>b</sup>	< 3.6	3.6	mg/kg	2	07/25/11	07/29/11 RS	SW846 6010B <sup>2</sup>	SW846 3050B <sup>4</sup>
Arsenic <sup>b</sup>	< 3.6	3.6	mg/kg	2	07/25/11	07/29/11 RS	SW846 6010B <sup>2</sup>	SW846 3050B <sup>4</sup>
Barium	50.0	18	mg/kg	1	07/25/11	07/27/11 DQ	SW846 6010B <sup>1</sup>	SW846 3050B <sup>4</sup>
Beryllium <sup>b</sup>	< 1.8	1.8	mg/kg	2	07/25/11	07/29/11 RS	SW846 6010B <sup>2</sup>	SW846 3050B <sup>4</sup>
Cadmium	< 0.89	0.89	mg/kg	1	07/25/11	07/27/11 DQ	SW846 6010B <sup>1</sup>	SW846 3050B <sup>4</sup>
Chromium <sup>b</sup>	37.7	1.8	mg/kg	2	07/25/11	07/29/11 RS	SW846 6010B <sup>2</sup>	SW846 3050B <sup>4</sup>
Cobalt <sup>b</sup>	21.0	1.8	mg/kg	2	07/25/11	07/29/11 RS	SW846 6010B <sup>2</sup>	SW846 3050B <sup>4</sup>
Copper <sup>b</sup>	55.0	4.5	mg/kg	2	07/25/11	07/29/11 RS	SW846 6010B <sup>2</sup>	SW846 3050B <sup>4</sup>
Lead <sup>b</sup>	5.8	3.6	mg/kg	2	07/25/11	07/29/11 RS	SW846 6010B <sup>2</sup>	SW846 3050B <sup>4</sup>
Mercury	0.040	0.040	mg/kg	1	07/27/11	07/30/11 PH	SW846 7471A <sup>3</sup>	SW846 7471A <sup>5</sup>
Molybdenum <sup>b</sup>	< 3.6	3.6	mg/kg	2	07/25/11	07/29/11 RS	SW846 6010B <sup>2</sup>	SW846 3050B <sup>4</sup>
Nickel <sup>b</sup>	32.8	1.8	mg/kg	2	07/25/11	07/29/11 RS	SW846 6010B <sup>2</sup>	SW846 3050B <sup>4</sup>
Selenium <sup>b</sup>	< 3.6	3.6	mg/kg	2	07/25/11	07/29/11 RS	SW846 6010B <sup>2</sup>	SW846 3050B <sup>4</sup>
Silver <sup>b</sup>	< 1.8	1.8	mg/kg	2	07/25/11	07/29/11 RS	SW846 6010B <sup>2</sup>	SW846 3050B <sup>4</sup>
Thallium <sup>b</sup>	< 18	18	mg/kg	10	07/25/11	07/29/11 RS	SW846 6010B <sup>2</sup>	SW846 3050B <sup>4</sup>
Vanadium <sup>b</sup>	144	1.8	mg/kg	2	07/25/11	07/29/11 RS	SW846 6010B <sup>2</sup>	SW846 3050B <sup>4</sup>
Zinc <sup>b</sup>	74.1	3.6	mg/kg	2	07/25/11	07/29/11 RS	SW846 6010B <sup>2</sup>	SW846 3050B <sup>4</sup>

- (1) Instrument QC Batch: MA2008
- (2) Instrument QC Batch: MA2013
- (3) Instrument QC Batch: MA2017
- (4) Prep QC Batch: MP3763
- (5) Prep QC Batch: MP3771

(a) All results reported on wet weight basis.

(b) Elevated reporting limit(s) due to matrix interference and/or dilution required for high interfering element.

RL = Reporting Limit

## Report of Analysis

<b>Client Sample ID:</b>	P27-0.9	<b>Date Sampled:</b>	07/21/11
<b>Lab Sample ID:</b>	C17127-26A	<b>Date Received:</b>	07/22/11
<b>Matrix:</b>	SO - Soil	<b>Percent Solids:</b>	n/a <sup>a</sup>
<b>Method:</b>	SW846 8260B	<b>Project:</b> Romic Soil Investigation(Romic EPA) - 2081 Bay Road, East Palo Alto, CA	

Run #	File ID	DF	Analyzed	By	Prep Date	Prep Batch	Analytical Batch
Run #1	L9519.D	1	08/04/11	TF	n/a	n/a	VL298
Run #2							

Run #	Initial Weight
Run #1	7.02 g
Run #2	

## VOA 8260 List

CAS No.	Compound	Result	RL	MDL	Units	Q
67-64-1	Acetone	19.4	71	14	ug/kg	J
71-43-2	Benzene	ND	3.6	1.1	ug/kg	
108-86-1	Bromobenzene	ND	3.6	1.1	ug/kg	
74-97-5	Bromochloromethane	ND	3.6	1.1	ug/kg	
75-27-4	Bromodichloromethane	ND	3.6	0.71	ug/kg	
75-25-2	Bromoform	ND	3.6	0.71	ug/kg	
104-51-8	n-Butylbenzene	ND	3.6	1.1	ug/kg	
135-98-8	sec-Butylbenzene	ND	3.6	1.1	ug/kg	
98-06-6	tert-Butylbenzene	ND	3.6	1.1	ug/kg	
108-90-7	Chlorobenzene	ND	3.6	1.1	ug/kg	
75-00-3	Chloroethane	ND	3.6	1.1	ug/kg	
67-66-3	Chloroform	ND	3.6	1.1	ug/kg	
95-49-8	o-Chlorotoluene	ND	3.6	1.1	ug/kg	
106-43-4	p-Chlorotoluene	ND	3.6	1.1	ug/kg	
56-23-5	Carbon tetrachloride	ND	3.6	0.71	ug/kg	
75-34-3	1,1-Dichloroethane	1.7	3.6	0.71	ug/kg	J
75-35-4	1,1-Dichloroethylene	ND	3.6	1.1	ug/kg	
563-58-6	1,1-Dichloropropene	ND	3.6	1.1	ug/kg	
96-12-8	1,2-Dibromo-3-chloropropane	ND	3.6	0.71	ug/kg	
106-93-4	1,2-Dibromoethane	ND	3.6	0.71	ug/kg	
107-06-2	1,2-Dichloroethane	ND	3.6	1.1	ug/kg	
78-87-5	1,2-Dichloropropane	ND	3.6	1.1	ug/kg	
142-28-9	1,3-Dichloropropane	ND	3.6	1.1	ug/kg	
108-20-3	Di-Isopropyl ether	ND	3.6	1.1	ug/kg	
594-20-7	2,2-Dichloropropane	ND	3.6	1.1	ug/kg	
124-48-1	Dibromochloromethane	ND	3.6	0.71	ug/kg	
75-71-8	Dichlorodifluoromethane	ND	3.6	0.71	ug/kg	
156-59-2	cis-1,2-Dichloroethylene	ND	3.6	1.1	ug/kg	
10061-01-5	cis-1,3-Dichloropropene	ND	3.6	1.1	ug/kg	
541-73-1	m-Dichlorobenzene	ND	3.6	1.1	ug/kg	
95-50-1	o-Dichlorobenzene	ND	3.6	1.1	ug/kg	
106-46-7	p-Dichlorobenzene	ND	3.6	1.1	ug/kg	

ND = Not detected MDL - Method Detection Limit

RL = Reporting Limit

E = Indicates value exceeds calibration range

J = Indicates an estimated value

B = Indicates analyte found in associated method blank

N = Indicates presumptive evidence of a compound



## Report of Analysis

<b>Client Sample ID:</b>	P27-0.9	<b>Date Sampled:</b>	07/21/11
<b>Lab Sample ID:</b>	C17127-26A	<b>Date Received:</b>	07/22/11
<b>Matrix:</b>	SO - Soil	<b>Percent Solids:</b>	n/a <sup>a</sup>
<b>Method:</b>	SW846 8260B		
<b>Project:</b>	Romic Soil Investigation(Romic EPA) - 2081 Bay Road,East Palo Alto,CA		

## VOA 8260 List

CAS No.	Compound	Result	RL	MDL	Units	Q
156-60-5	trans-1,2-Dichloroethylene	ND	3.6	1.1	ug/kg	
10061-02-6	trans-1,3-Dichloropropene	ND	3.6	1.1	ug/kg	
100-41-4	Ethylbenzene	2.0	3.6	1.1	ug/kg	J
637-92-3	Ethyl tert-Butyl Ether	ND	3.6	1.1	ug/kg	
591-78-6	2-Hexanone	ND	28	3.6	ug/kg	
87-68-3	Hexachlorobutadiene	ND	3.6	0.71	ug/kg	
98-82-8	Isopropylbenzene	ND	3.6	1.1	ug/kg	
99-87-6	p-Isopropyltoluene	ND	3.6	1.1	ug/kg	
108-10-1	4-Methyl-2-pentanone	ND	28	11	ug/kg	
74-83-9	Methyl bromide	ND	3.6	1.8	ug/kg	
74-87-3	Methyl chloride	ND	3.6	1.1	ug/kg	
74-95-3	Methylene bromide	ND	3.6	1.8	ug/kg	
75-09-2	Methylene chloride	ND	18	11	ug/kg	
78-93-3	Methyl ethyl ketone	ND	28	8.5	ug/kg	
1634-04-4	Methyl Tert Butyl Ether	ND	3.6	0.71	ug/kg	
91-20-3	Naphthalene	1.2	3.6	1.1	ug/kg	J
103-65-1	n-Propylbenzene	ND	3.6	1.1	ug/kg	
100-42-5	Styrene	ND	3.6	0.71	ug/kg	
994-05-8	Tert-Amyl Methyl Ether	ND	3.6	0.85	ug/kg	
75-65-0	Tert Butyl Alcohol	ND	28	7.1	ug/kg	
630-20-6	1,1,1,2-Tetrachloroethane	ND	3.6	0.71	ug/kg	
71-55-6	1,1,1-Trichloroethane	ND	3.6	1.1	ug/kg	
79-34-5	1,1,2,2-Tetrachloroethane	ND	3.6	0.71	ug/kg	
79-00-5	1,1,2-Trichloroethane	ND	3.6	0.71	ug/kg	
87-61-6	1,2,3-Trichlorobenzene	ND	3.6	1.1	ug/kg	
96-18-4	1,2,3-Trichloropropane	ND	3.6	1.1	ug/kg	
120-82-1	1,2,4-Trichlorobenzene	ND	3.6	1.1	ug/kg	
95-63-6	1,2,4-Trimethylbenzene	2.3	3.6	1.1	ug/kg	J
108-67-8	1,3,5-Trimethylbenzene	ND	3.6	1.1	ug/kg	
127-18-4	Tetrachloroethylene	ND	3.6	2.5	ug/kg	
108-88-3	Toluene	7.2	3.6	1.1	ug/kg	
79-01-6	Trichloroethylene	4.2	3.6	0.71	ug/kg	
75-69-4	Trichlorofluoromethane	ND	3.6	0.85	ug/kg	
75-01-4	Vinyl chloride	ND	3.6	1.8	ug/kg	
1330-20-7	Xylene (total)	11.5	7.1	2.8	ug/kg	

CAS No.	Surrogate Recoveries	Run# 1	Run# 2	Limits
1868-53-7	Dibromofluoromethane	98%		60-130%
2037-26-5	Toluene-D8	111%		60-130%

ND = Not detected MDL - Method Detection Limit

RL = Reporting Limit

E = Indicates value exceeds calibration range

J = Indicates an estimated value

B = Indicates analyte found in associated method blank

N = Indicates presumptive evidence of a compound

## Report of Analysis

<b>Client Sample ID:</b>	P27-0.9	
<b>Lab Sample ID:</b>	C17127-26A	<b>Date Sampled:</b> 07/21/11
<b>Matrix:</b>	SO - Soil	<b>Date Received:</b> 07/22/11
<b>Method:</b>	SW846 8260B	<b>Percent Solids:</b> n/a <sup>a</sup>
<b>Project:</b>	Romic Soil Investigation(Romic EPA) - 2081 Bay Road, East Palo Alto, CA	

### VOA 8260 List

CAS No.	Surrogate Recoveries	Run# 1	Run# 2	Limits
460-00-4	4-Bromofluorobenzene	104%		60-130%

(a) All results reported on wet weight basis.

ND = Not detected      MDL - Method Detection Limit  
 RL = Reporting Limit

J = Indicates an estimated value  
 B = Indicates analyte found in associated method blank  
 N = Indicates presumptive evidence of a compound

## Report of Analysis

<b>Client Sample ID:</b>	P27-0.9	<b>Date Sampled:</b>	07/21/11
<b>Lab Sample ID:</b>	C17127-26A	<b>Date Received:</b>	07/22/11
<b>Matrix:</b>	SO - Soil	<b>Percent Solids:</b>	n/a <sup>a</sup>
<b>Method:</b>	SW846 8270C SW846 3550B	<b>Project:</b> Romic Soil Investigation(Romic EPA) - 2081 Bay Road, East Palo Alto, CA	

Run #	File ID	DF	Analyzed	By	Prep Date	Prep Batch	Analytical Batch
Run #1 <sup>b</sup>	Y9109.D	10	07/30/11	MT	07/29/11	OP4332	EY434
Run #2							

Run #	Initial Weight	Final Volume
Run #1	10.2 g	1.5 ml
Run #2		

## ABN Full List

CAS No.	Compound	Result	RL	MDL	Units	Q
65-85-0	Benzoic acid	ND	15000	13000	ug/kg	
95-57-8	2-Chlorophenol	ND	15000	10000	ug/kg	
59-50-7	4-Chloro-3-methyl phenol	ND	7400	6200	ug/kg	
120-83-2	2,4-Dichlorophenol	ND	7400	2100	ug/kg	
105-67-9	2,4-Dimethylphenol	ND	7400	2200	ug/kg	
51-28-5	2,4-Dinitrophenol	ND	37000	13000	ug/kg	
534-52-1	4,6-Dinitro-o-cresol	ND	29000	15000	ug/kg	
95-48-7	2-Methylphenol	ND	7400	2500	ug/kg	
	3&4-Methylphenol	ND	7400	2200	ug/kg	
88-75-5	2-Nitrophenol	ND	7400	1900	ug/kg	
100-02-7	4-Nitrophenol	ND	29000	18000	ug/kg	
87-86-5	Pentachlorophenol	ND	7400	6200	ug/kg	
108-95-2	Phenol	ND	29000	19000	ug/kg	
95-95-4	2,4,5-Trichlorophenol	ND	7400	1800	ug/kg	
88-06-2	2,4,6-Trichlorophenol	ND	7400	2400	ug/kg	
83-32-9	Acenaphthene	ND	15000	7400	ug/kg	
208-96-8	Acenaphthylene	ND	7400	2900	ug/kg	
62-53-3	Aniline	ND	7400	2100	ug/kg	
120-12-7	Anthracene	ND	7400	1500	ug/kg	
103-33-3	Azobenzene	ND	7400	2500	ug/kg	
92-87-5	Benzidine	ND	37000	11000	ug/kg	
56-55-3	Benzo(a)anthracene	ND	7400	1000	ug/kg	
50-32-8	Benzo(a)pyrene	ND	7400	1300	ug/kg	
205-99-2	Benzo(b)fluoranthene	ND	7400	880	ug/kg	
191-24-2	Benzo(g,h,i)perylene	ND	7400	2200	ug/kg	
207-08-9	Benzo(k)fluoranthene	ND	7400	1800	ug/kg	
101-55-3	4-Bromophenyl phenyl ether	ND	7400	2200	ug/kg	
85-68-7	Butyl benzyl phthalate	ND	7400	1600	ug/kg	
100-51-6	Benzyl Alcohol	ND	15000	2400	ug/kg	
91-58-7	2-Chloronaphthalene	ND	7400	2600	ug/kg	
106-47-8	4-Chloroaniline	ND	7400	2100	ug/kg	
86-74-8	Carbazole	ND	7400	1200	ug/kg	

ND = Not detected MDL - Method Detection Limit

RL = Reporting Limit

E = Indicates value exceeds calibration range

J = Indicates an estimated value

B = Indicates analyte found in associated method blank

N = Indicates presumptive evidence of a compound

## Report of Analysis

<b>Client Sample ID:</b>	P27-0.9	<b>Date Sampled:</b>	07/21/11
<b>Lab Sample ID:</b>	C17127-26A	<b>Date Received:</b>	07/22/11
<b>Matrix:</b>	SO - Soil	<b>Percent Solids:</b>	n/a <sup>a</sup>
<b>Method:</b>	SW846 8270C SW846 3550B		
<b>Project:</b>	Romic Soil Investigation(Romic EPA) - 2081 Bay Road, East Palo Alto, CA		

## ABN Full List

CAS No.	Compound	Result	RL	MDL	Units	Q
218-01-9	Chrysene	ND	7400	1500	ug/kg	
111-91-1	bis(2-Chloroethoxy)methane	ND	7400	2600	ug/kg	
111-44-4	bis(2-Chloroethyl)ether	ND	7400	3400	ug/kg	
108-60-1	bis(2-Chloroisopropyl)ether	ND	7400	4000	ug/kg	
7005-72-3	4-Chlorophenyl phenyl ether	ND	7400	2800	ug/kg	
95-50-1	1,2-Dichlorobenzene	ND	7400	2400	ug/kg	
541-73-1	1,3-Dichlorobenzene	ND	7400	2200	ug/kg	
106-46-7	1,4-Dichlorobenzene	ND	7400	6200	ug/kg	
121-14-2	2,4-Dinitrotoluene	ND	7400	6800	ug/kg	
606-20-2	2,6-Dinitrotoluene	ND	15000	4700	ug/kg	
91-94-1	3,3'-Dichlorobenzidine	ND	37000	2100	ug/kg	
53-70-3	Dibenzo(a,h)anthracene	ND	7400	1900	ug/kg	
132-64-9	Dibenzofuran	ND	7400	2400	ug/kg	
122-39-4	Diphenylamine	ND	7400	1800	ug/kg	
84-74-2	Di-n-butyl phthalate	ND	7400	1500	ug/kg	
117-84-0	Di-n-octyl phthalate	ND	7400	1900	ug/kg	
84-66-2	Diethyl phthalate	ND	7400	2500	ug/kg	
131-11-3	Dimethyl phthalate	ND	7400	2600	ug/kg	
117-81-7	bis(2-Ethylhexyl)phthalate	ND	7400	3200	ug/kg	
206-44-0	Fluoranthene	ND	7400	1500	ug/kg	
86-73-7	Fluorene	ND	7400	2600	ug/kg	
118-74-1	Hexachlorobenzene	ND	7400	1900	ug/kg	
87-68-3	Hexachlorobutadiene	ND	7400	2800	ug/kg	
77-47-4	Hexachlorocyclopentadiene	ND	7400	2100	ug/kg	
67-72-1	Hexachloroethane	ND	7400	2400	ug/kg	
193-39-5	Indeno(1,2,3-cd)pyrene	ND	7400	2100	ug/kg	
78-59-1	Isophorone	ND	7400	2500	ug/kg	
90-12-0	1-Methylnaphthalene	ND	7400	2400	ug/kg	
91-57-6	2-Methylnaphthalene	ND	7400	2400	ug/kg	
88-74-4	2-Nitroaniline	ND	7400	1800	ug/kg	
99-09-2	3-Nitroaniline	ND	7400	1800	ug/kg	
100-01-6	4-Nitroaniline	ND	7400	4400	ug/kg	
91-20-3	Naphthalene	ND	7400	2500	ug/kg	
98-95-3	Nitrobenzene	ND	7400	2400	ug/kg	
62-75-9	N-Nitrosodimethylamine	ND	74000	32000	ug/kg	
621-64-7	N-Nitroso-di-n-propylamine	ND	15000	8100	ug/kg	
85-01-8	Phenanthrene	ND	7400	1600	ug/kg	
129-00-0	Pyrene	ND	15000	10000	ug/kg	
110-86-1	Pyridine	ND	29000	3200	ug/kg	
120-82-1	1,2,4-Trichlorobenzene	ND	7400	5000	ug/kg	

ND = Not detected MDL - Method Detection Limit

RL = Reporting Limit

E = Indicates value exceeds calibration range

J = Indicates an estimated value

B = Indicates analyte found in associated method blank

N = Indicates presumptive evidence of a compound

## Report of Analysis

<b>Client Sample ID:</b>	P27-0.9		<b>Date Sampled:</b>	07/21/11
<b>Lab Sample ID:</b>	C17127-26A		<b>Date Received:</b>	07/22/11
<b>Matrix:</b>	SO - Soil		<b>Percent Solids:</b>	n/a <sup>a</sup>
<b>Method:</b>	SW846 8270C SW846 3550B			
<b>Project:</b>	Romic Soil Investigation(Romic EPA) - 2081 Bay Road, East Palo Alto, CA			

## ABN Full List

CAS No.	Surrogate Recoveries	Run# 1	Run# 2	Limits
367-12-4	2-Fluorophenol	56%		20-100%
4165-62-2	Phenol-d5	66%		20-100%
118-79-6	2,4,6-Tribromophenol	74%		30-100%
4165-60-0	Nitrobenzene-d5	53%		20-100%
321-60-8	2-Fluorobiphenyl	67%		20-106%
1718-51-0	Terphenyl-d14	94%		55-130%

(a) All results reported on wet weight basis.

(b) Dilution required due to matrix interference; non-target hydrocarbons.

ND = Not detected MDL - Method Detection Limit

RL = Reporting Limit

E = Indicates value exceeds calibration range

J = Indicates an estimated value

B = Indicates analyte found in associated method blank

N = Indicates presumptive evidence of a compound

## Report of Analysis

<b>Client Sample ID:</b> P27-0.9	
<b>Lab Sample ID:</b> C17127-26A	<b>Date Sampled:</b> 07/21/11
<b>Matrix:</b> SO - Soil	<b>Date Received:</b> 07/22/11
<b>Method:</b> SW846 8015B	<b>Percent Solids:</b> n/a <sup>a</sup>
<b>Project:</b> Romic Soil Investigation(Romic EPA) - 2081 Bay Road, East Palo Alto, CA	

	File ID	DF	Analyzed	By	Prep Date	Prep Batch	Analytical Batch
Run #1	JK21588.D	1	08/03/11	TT	n/a	n/a	GJK889
Run #2							

	Initial Weight	Final Volume	Methanol Aliquot
Run #1	7.06 g	5.0 ml	100 ul
Run #2			

### TPH Volatiles

CAS No.	Compound	Result	RL	MDL	Units	Q
	TPH-GRO (C6-C10)	ND	3.5	1.8	mg/kg	
CAS No.	Surrogate Recoveries	Run# 1	Run# 2	Limits		
98-08-8	aaa-Trifluorotoluene	84%		60-157%		

(a) All results reported on wet weight basis.

ND = Not detected      MDL - Method Detection Limit  
 RL = Reporting Limit  
 E = Indicates value exceeds calibration range

J = Indicates an estimated value  
 B = Indicates analyte found in associated method blank  
 N = Indicates presumptive evidence of a compound

## Report of Analysis

<b>Client Sample ID:</b>	P27-0.9	
<b>Lab Sample ID:</b>	C17127-26A	<b>Date Sampled:</b> 07/21/11
<b>Matrix:</b>	SO - Soil	<b>Date Received:</b> 07/22/11
<b>Method:</b>	SW846 8081A SW846 3545A	<b>Percent Solids:</b> n/a <sup>a</sup>
<b>Project:</b>	Romic Soil Investigation(Romic EPA) - 2081 Bay Road, East Palo Alto, CA	

Run #	File ID	DF	Analyzed	By	Prep Date	Prep Batch	Analytical Batch
Run #1 <sup>b</sup>	OO23120.D	40	08/03/11	RV	07/29/11	OP4329	G00736
Run #2							

Run #	Initial Weight	Final Volume
Run #1	10.0 g	10.0 ml
Run #2		

## Pesticide PPL List

CAS No.	Compound	Result	RL	MDL	Units	Q
309-00-2	Aldrin	ND	1000	400	ug/kg	
319-84-6	alpha-BHC	ND	1000	440	ug/kg	
319-85-7	beta-BHC	ND	1000	140	ug/kg	
319-86-8	delta-BHC	ND	1000	140	ug/kg	
58-89-9	gamma-BHC (Lindane)	ND	1000	300	ug/kg	
12789-03-6	Chlordane	ND	4000	4000	ug/kg	
60-57-1	Dieldrin	ND	1000	120	ug/kg	
72-54-8	4,4' -DDD	ND	1000	140	ug/kg	
72-55-9	4,4' -DDE	ND	1000	120	ug/kg	
50-29-3	4,4' -DDT	ND	1000	120	ug/kg	
72-20-8	Endrin	ND	1000	120	ug/kg	
7421-93-4	Endrin aldehyde	ND	1000	240	ug/kg	
959-98-8	Endosulfan-I	250	1000	140	ug/kg	J
33213-65-9	Endosulfan-II	ND	1000	140	ug/kg	
1031-07-8	Endosulfan sulfate	ND	1000	320	ug/kg	
76-44-8	Heptachlor	ND	1000	240	ug/kg	
1024-57-3	Heptachlor epoxide	ND	1000	160	ug/kg	
72-43-5	Methoxychlor	ND	1000	140	ug/kg	
8001-35-2	Toxaphene	ND	4000	4000	ug/kg	

CAS No.	Surrogate Recoveries	Run# 1	Run# 2	Limits
877-09-8	Tetrachloro-m-xylene	81%		35-132%
877-09-8	Tetrachloro-m-xylene	111%		35-132%
2051-24-3	Decachlorobiphenyl	107%		35-132%
2051-24-3	Decachlorobiphenyl	103%		35-132%

(a) All results reported on wet weight basis.

(b) Reporting limits raised due to high concentration of non-target compounds (hydrocarbons).

ND = Not detected      MDL - Method Detection Limit

RL = Reporting Limit

E = Indicates value exceeds calibration range

J = Indicates an estimated value

B = Indicates analyte found in associated method blank

N = Indicates presumptive evidence of a compound

## Report of Analysis

<b>Client Sample ID:</b> P27-0.9		<b>Date Sampled:</b> 07/21/11
<b>Lab Sample ID:</b> C17127-26A		<b>Date Received:</b> 07/22/11
<b>Matrix:</b> SO - Soil		<b>Percent Solids:</b> n/a <sup>a</sup>
<b>Method:</b> SW846 8082 SW846 3545A		
<b>Project:</b> Romc Soil Investigation(Romc EPA) - 2081 Bay Road, East Palo Alto, CA		

Run #	File ID	DF	Analyzed	By	Prep Date	Prep Batch	Analytical Batch
Run #1 <sup>b</sup>	PP20746.D	3	08/03/11	RV	08/02/11	OP4343	GPP700
Run #2							

Run #	Initial Weight	Final Volume
Run #1	10.2 g	10.0 ml
Run #2		

**PCB List**

CAS No.	Compound	Result	RL	MDL	Units	Q
12674-11-2	Aroclor 1016	ND	290	50	ug/kg	
11104-28-2	Aroclor 1221	ND	290	150	ug/kg	
11141-16-5	Aroclor 1232	ND	290	150	ug/kg	
53469-21-9	Aroclor 1242	ND	290	150	ug/kg	
12672-29-6	Aroclor 1248	ND	290	150	ug/kg	
11097-69-1	Aroclor 1254	ND	290	150	ug/kg	
11096-82-5	Aroclor 1260	ND	290	59	ug/kg	

CAS No.	Surrogate Recoveries	Run# 1	Run# 2	Limits
877-09-8	Tetrachloro-m-xylene	67%		45-108%
877-09-8	Tetrachloro-m-xylene	61%		45-108%
2051-24-3	Decachlorobiphenyl	64%		54-121%
2051-24-3	Decachlorobiphenyl	65%		54-121%

(a) All results reported on wet weight basis.

(b) Reporting limits raised due to high concentration of non-target compounds (hydrocarbons).

ND = Not detected      MDL - Method Detection Limit  
 RL = Reporting Limit  
 E = Indicates value exceeds calibration range

J = Indicates an estimated value  
 B = Indicates analyte found in associated method blank  
 N = Indicates presumptive evidence of a compound



## Report of Analysis

<b>Client Sample ID:</b> P27-0.9		<b>Date Sampled:</b> 07/21/11
<b>Lab Sample ID:</b> C17127-26A		<b>Date Received:</b> 07/22/11
<b>Matrix:</b> SO - Soil		<b>Percent Solids:</b> n/a <sup>a</sup>
<b>Method:</b> SW846 8015B M SW846 3545A		
<b>Project:</b> Romic Soil Investigation(Romic EPA) - 2081 Bay Road, East Palo Alto, CA		

	File ID	DF	Analyzed	By	Prep Date	Prep Batch	Analytical Batch
Run #1	HH15808.D	10	08/01/11	JH	07/29/11	OP4331	GHH534
Run #2							

	Initial Weight	Final Volume
Run #1	10.0 g	1.0 ml
Run #2		

### TPH Extractable w/ Silica Gel Cleanup

CAS No.	Compound	Result	RL	MDL	Units	Q
	TPH (C10-C28)	211	100	50	mg/kg	
	TPH (> C28-C40)	669	200	100	mg/kg	

CAS No.	Surrogate Recoveries	Run# 1	Run# 2	Limits
630-01-3	Hexacosane	98%		45-140%

(a) All results reported on wet weight basis.

ND = Not detected      MDL - Method Detection Limit  
 RL = Reporting Limit  
 E = Indicates value exceeds calibration range

J = Indicates an estimated value  
 B = Indicates analyte found in associated method blank  
 N = Indicates presumptive evidence of a compound

## Report of Analysis

<b>Client Sample ID:</b> P27-0.9	<b>Date Sampled:</b> 07/21/11
<b>Lab Sample ID:</b> C17127-26A	<b>Date Received:</b> 07/22/11
<b>Matrix:</b> SO - Soil	<b>Percent Solids:</b> n/a <sup>a</sup>
<b>Project:</b> Romic Soil Investigation(Romic EPA) - 2081 Bay Road, East Palo Alto, CA	

## Metals Analysis

Analyte	Result	RL	Units	DF	Prep	Analyzed By	Method	Prep Method
Antimony <sup>b</sup>	< 9.8	9.8	mg/kg	5	07/29/11	07/31/11 RS	SW846 6010B <sup>1</sup>	SW846 3050B <sup>4</sup>
Arsenic <sup>b</sup>	< 9.8	9.8	mg/kg	5	07/29/11	07/31/11 RS	SW846 6010B <sup>1</sup>	SW846 3050B <sup>4</sup>
Barium	59.9	20	mg/kg	1	07/29/11	07/31/11 RS	SW846 6010B <sup>1</sup>	SW846 3050B <sup>4</sup>
Beryllium	< 0.98	0.98	mg/kg	1	07/29/11	08/02/11 RS	SW846 6010B <sup>3</sup>	SW846 3050B <sup>4</sup>
Cadmium	< 0.98	0.98	mg/kg	1	07/29/11	07/31/11 RS	SW846 6010B <sup>1</sup>	SW846 3050B <sup>4</sup>
Chromium	29.2	0.98	mg/kg	1	07/29/11	07/31/11 RS	SW846 6010B <sup>1</sup>	SW846 3050B <sup>4</sup>
Cobalt <sup>b</sup>	21.7	4.9	mg/kg	5	07/29/11	07/31/11 RS	SW846 6010B <sup>1</sup>	SW846 3050B <sup>4</sup>
Copper	38.9	2.5	mg/kg	1	07/29/11	07/31/11 RS	SW846 6010B <sup>1</sup>	SW846 3050B <sup>4</sup>
Lead	6.3	2.0	mg/kg	1	07/29/11	07/31/11 RS	SW846 6010B <sup>1</sup>	SW846 3050B <sup>4</sup>
Mercury	< 0.040	0.040	mg/kg	1	07/29/11	07/30/11 PH	SW846 7471A <sup>2</sup>	SW846 7471A <sup>5</sup>
Molybdenum	< 2.0	2.0	mg/kg	1	07/29/11	07/31/11 RS	SW846 6010B <sup>1</sup>	SW846 3050B <sup>4</sup>
Nickel	32.4	0.98	mg/kg	1	07/29/11	07/31/11 RS	SW846 6010B <sup>1</sup>	SW846 3050B <sup>4</sup>
Selenium <sup>b</sup>	< 9.8	9.8	mg/kg	5	07/29/11	07/31/11 RS	SW846 6010B <sup>1</sup>	SW846 3050B <sup>4</sup>
Silver <sup>b</sup>	< 9.8	9.8	mg/kg	5	07/29/11	07/31/11 RS	SW846 6010B <sup>1</sup>	SW846 3050B <sup>4</sup>
Thallium <sup>b</sup>	< 22	22	mg/kg	5	07/29/11	07/31/11 RS	SW846 6010B <sup>1</sup>	SW846 3050B <sup>4</sup>
Vanadium <sup>b</sup>	129	4.9	mg/kg	5	07/29/11	07/31/11 RS	SW846 6010B <sup>1</sup>	SW846 3050B <sup>4</sup>
Zinc <sup>b</sup>	71.0	9.8	mg/kg	5	07/29/11	07/31/11 RS	SW846 6010B <sup>1</sup>	SW846 3050B <sup>4</sup>

(1) Instrument QC Batch: MA2014

(2) Instrument QC Batch: MA2017

(3) Instrument QC Batch: MA2018

(4) Prep QC Batch: MP3776

(5) Prep QC Batch: MP3784

(a) All results reported on wet weight basis.

(b) Elevated reporting limit(s) due to matrix interference and/or dilution required for high interfering element.

RL = Reporting Limit

# Report of Analysis

<b>Client Sample ID:</b> P27-5.0	
<b>Lab Sample ID:</b> C17127-27	<b>Date Sampled:</b> 07/21/11
<b>Matrix:</b> SO - Soil	<b>Date Received:</b> 07/22/11
<b>Method:</b> SW846 8260B	<b>Percent Solids:</b> n/a <sup>a</sup>
<b>Project:</b> Romic Soil Investigation(Romic EPA) - 2081 Bay Road, East Palo Alto, CA	

Run #	File ID	DF	Analyzed	By	Prep Date	Prep Batch	Analytical Batch
Run #1	M26238.D	1	08/04/11	TN	n/a	n/a	VM835
Run #2							

Run #	Initial Weight
Run #1	6.95 g
Run #2	

**VOA 8260 List**

CAS No.	Compound	Result	RL	MDL	Units	Q
67-64-1	Acetone	ND	72	14	ug/kg	
71-43-2	Benzene	ND	3.6	1.1	ug/kg	
108-86-1	Bromobenzene	ND	3.6	1.1	ug/kg	
74-97-5	Bromochloromethane	ND	3.6	1.1	ug/kg	
75-27-4	Bromodichloromethane	ND	3.6	0.72	ug/kg	
75-25-2	Bromoform	ND	3.6	0.72	ug/kg	
104-51-8	n-Butylbenzene	ND	3.6	1.1	ug/kg	
135-98-8	sec-Butylbenzene	ND	3.6	1.1	ug/kg	
98-06-6	tert-Butylbenzene	ND	3.6	1.1	ug/kg	
108-90-7	Chlorobenzene	ND	3.6	1.1	ug/kg	
75-00-3	Chloroethane	ND	3.6	1.1	ug/kg	
67-66-3	Chloroform	ND	3.6	1.1	ug/kg	
95-49-8	o-Chlorotoluene	ND	3.6	1.1	ug/kg	
106-43-4	p-Chlorotoluene	ND	3.6	1.1	ug/kg	
56-23-5	Carbon tetrachloride	ND	3.6	0.72	ug/kg	
75-34-3	1,1-Dichloroethane	1.3	3.6	0.72	ug/kg	J
75-35-4	1,1-Dichloroethylene	ND	3.6	1.1	ug/kg	
563-58-6	1,1-Dichloropropene	ND	3.6	1.1	ug/kg	
96-12-8	1,2-Dibromo-3-chloropropane	ND	3.6	0.72	ug/kg	
106-93-4	1,2-Dibromoethane	ND	3.6	0.72	ug/kg	
107-06-2	1,2-Dichloroethane	ND	3.6	1.1	ug/kg	
78-87-5	1,2-Dichloropropane	ND	3.6	1.1	ug/kg	
142-28-9	1,3-Dichloropropane	ND	3.6	1.1	ug/kg	
108-20-3	Di-Isopropyl ether	ND	3.6	1.1	ug/kg	
594-20-7	2,2-Dichloropropane	ND	3.6	1.1	ug/kg	
124-48-1	Dibromochloromethane	ND	3.6	0.72	ug/kg	
75-71-8	Dichlorodifluoromethane	ND	3.6	0.72	ug/kg	
156-59-2	cis-1,2-Dichloroethylene	ND	3.6	1.1	ug/kg	
10061-01-5	cis-1,3-Dichloropropene	ND	3.6	1.1	ug/kg	
541-73-1	m-Dichlorobenzene	ND	3.6	1.1	ug/kg	
95-50-1	o-Dichlorobenzene	ND	3.6	1.1	ug/kg	
106-46-7	p-Dichlorobenzene	ND	3.6	1.1	ug/kg	

ND = Not detected      MDL - Method Detection Limit      J = Indicates an estimated value  
 RL = Reporting Limit      B = Indicates analyte found in associated method blank  
 E = Indicates value exceeds calibration range      N = Indicates presumptive evidence of a compound

## Report of Analysis

<b>Client Sample ID:</b>	P27-5.0	<b>Date Sampled:</b>	07/21/11
<b>Lab Sample ID:</b>	C17127-27	<b>Date Received:</b>	07/22/11
<b>Matrix:</b>	SO - Soil	<b>Percent Solids:</b>	n/a <sup>a</sup>
<b>Method:</b>	SW846 8260B	<b>Project:</b> Romic Soil Investigation(Romic EPA) - 2081 Bay Road,East Palo Alto,CA	

## VOA 8260 List

CAS No.	Compound	Result	RL	MDL	Units	Q
156-60-5	trans-1,2-Dichloroethylene	1.5	3.6	1.1	ug/kg	J
10061-02-6	trans-1,3-Dichloropropene	ND	3.6	1.1	ug/kg	
100-41-4	Ethylbenzene	ND	3.6	1.1	ug/kg	
637-92-3	Ethyl tert-Butyl Ether	ND	3.6	1.1	ug/kg	
591-78-6	2-Hexanone	ND	29	3.6	ug/kg	
87-68-3	Hexachlorobutadiene	ND	3.6	0.72	ug/kg	
98-82-8	Isopropylbenzene	ND	3.6	1.1	ug/kg	
99-87-6	p-Isopropyltoluene	ND	3.6	1.1	ug/kg	
108-10-1	4-Methyl-2-pentanone	ND	29	11	ug/kg	
74-83-9	Methyl bromide	ND	3.6	1.8	ug/kg	
74-87-3	Methyl chloride	ND	3.6	1.1	ug/kg	
74-95-3	Methylene bromide	ND	3.6	1.8	ug/kg	
75-09-2	Methylene chloride	ND	18	12	ug/kg	
78-93-3	Methyl ethyl ketone	ND	29	8.6	ug/kg	
1634-04-4	Methyl Tert Butyl Ether	ND	3.6	0.72	ug/kg	
91-20-3	Naphthalene	ND	3.6	1.1	ug/kg	
103-65-1	n-Propylbenzene	ND	3.6	1.1	ug/kg	
100-42-5	Styrene	ND	3.6	0.72	ug/kg	
994-05-8	Tert-Amyl Methyl Ether	ND	3.6	0.86	ug/kg	
75-65-0	Tert Butyl Alcohol	ND	29	7.2	ug/kg	
630-20-6	1,1,1,2-Tetrachloroethane	ND	3.6	0.72	ug/kg	
71-55-6	1,1,1-Trichloroethane	ND	3.6	1.1	ug/kg	
79-34-5	1,1,2,2-Tetrachloroethane	ND	3.6	0.72	ug/kg	
79-00-5	1,1,2-Trichloroethane	ND	3.6	0.72	ug/kg	
87-61-6	1,2,3-Trichlorobenzene	ND	3.6	1.1	ug/kg	
96-18-4	1,2,3-Trichloropropane	ND	3.6	1.1	ug/kg	
120-82-1	1,2,4-Trichlorobenzene	ND	3.6	1.1	ug/kg	
95-63-6	1,2,4-Trimethylbenzene	1.1	3.6	1.1	ug/kg	J
108-67-8	1,3,5-Trimethylbenzene	ND	3.6	1.1	ug/kg	
127-18-4	Tetrachloroethylene	ND	3.6	2.5	ug/kg	
108-88-3	Toluene	1.6	3.6	1.1	ug/kg	J
79-01-6	Trichloroethylene	0.92	3.6	0.72	ug/kg	J
75-69-4	Trichlorofluoromethane	ND	3.6	0.86	ug/kg	
75-01-4	Vinyl chloride	ND	3.6	1.8	ug/kg	
1330-20-7	Xylene (total)	3.6	7.2	2.9	ug/kg	J

CAS No.	Surrogate Recoveries	Run# 1	Run# 2	Limits
1868-53-7	Dibromofluoromethane	90%		60-130%
2037-26-5	Toluene-D8	103%		60-130%

ND = Not detected MDL - Method Detection Limit

RL = Reporting Limit

E = Indicates value exceeds calibration range

J = Indicates an estimated value

B = Indicates analyte found in associated method blank

N = Indicates presumptive evidence of a compound

## Report of Analysis

<b>Client Sample ID:</b> P27-5.0	
<b>Lab Sample ID:</b> C17127-27	<b>Date Sampled:</b> 07/21/11
<b>Matrix:</b> SO - Soil	<b>Date Received:</b> 07/22/11
<b>Method:</b> SW846 8260B	<b>Percent Solids:</b> n/a <sup>a</sup>
<b>Project:</b> Romic Soil Investigation(Romic EPA) - 2081 Bay Road, East Palo Alto, CA	

### VOA 8260 List

CAS No.	Surrogate Recoveries	Run# 1	Run# 2	Limits
460-00-4	4-Bromofluorobenzene	101%		60-130%

(a) All results reported on wet weight basis.

ND = Not detected      MDL - Method Detection Limit  
 RL = Reporting Limit

J = Indicates an estimated value  
 B = Indicates analyte found in associated method blank  
 N = Indicates presumptive evidence of a compound

## Report of Analysis

<b>Client Sample ID:</b>	P27-5.0	<b>Date Sampled:</b>	07/21/11
<b>Lab Sample ID:</b>	C17127-27	<b>Date Received:</b>	07/22/11
<b>Matrix:</b>	SO - Soil	<b>Percent Solids:</b>	n/a <sup>a</sup>
<b>Method:</b>	SW846 8270C SW846 3550B	<b>Project:</b> Romic Soil Investigation(Romic EPA) - 2081 Bay Road, East Palo Alto, CA	

Run #	File ID	DF	Analyzed	By	Prep Date	Prep Batch	Analytical Batch
Run #1	Y9058.D	1	07/28/11	MT	07/26/11	OP4307	EY432
Run #2							

Run #	Initial Weight	Final Volume
Run #1	10.0 g	1.0 ml
Run #2		

## ABN Full List

CAS No.	Compound	Result	RL	MDL	Units	Q
65-85-0	Benzoic acid	ND	1000	890	ug/kg	
95-57-8	2-Chlorophenol	ND	1000	680	ug/kg	
59-50-7	4-Chloro-3-methyl phenol	ND	500	420	ug/kg	
120-83-2	2,4-Dichlorophenol	ND	500	140	ug/kg	
105-67-9	2,4-Dimethylphenol	ND	500	150	ug/kg	
51-28-5	2,4-Dinitrophenol	ND	2500	850	ug/kg	
534-52-1	4,6-Dinitro-o-cresol	ND	2000	1000	ug/kg	
95-48-7	2-Methylphenol	ND	500	170	ug/kg	
	3&4-Methylphenol	ND	500	150	ug/kg	
88-75-5	2-Nitrophenol	ND	500	130	ug/kg	
100-02-7	4-Nitrophenol	ND	2000	1200	ug/kg	
87-86-5	Pentachlorophenol	ND	500	420	ug/kg	
108-95-2	Phenol	ND	2000	1300	ug/kg	
95-95-4	2,4,5-Trichlorophenol	ND	500	120	ug/kg	
88-06-2	2,4,6-Trichlorophenol	ND	500	160	ug/kg	
83-32-9	Acenaphthene	ND	1000	500	ug/kg	
208-96-8	Acenaphthylene	ND	500	200	ug/kg	
62-53-3	Aniline	ND	500	140	ug/kg	
120-12-7	Anthracene	ND	500	100	ug/kg	
103-33-3	Azobenzene	ND	500	170	ug/kg	
92-87-5	Benzidine	ND	2500	730	ug/kg	
56-55-3	Benzo(a)anthracene	ND	500	70	ug/kg	
50-32-8	Benzo(a)pyrene	ND	500	90	ug/kg	
205-99-2	Benzo(b)fluoranthene	ND	500	60	ug/kg	
191-24-2	Benzo(g,h,i)perylene	ND	500	150	ug/kg	
207-08-9	Benzo(k)fluoranthene	ND	500	120	ug/kg	
101-55-3	4-Bromophenyl phenyl ether	ND	500	150	ug/kg	
85-68-7	Butyl benzyl phthalate	ND	500	110	ug/kg	
100-51-6	Benzyl Alcohol	ND	1000	160	ug/kg	
91-58-7	2-Chloronaphthalene	ND	500	180	ug/kg	
106-47-8	4-Chloroaniline	ND	500	140	ug/kg	
86-74-8	Carbazole	ND	500	80	ug/kg	

ND = Not detected MDL - Method Detection Limit

RL = Reporting Limit

E = Indicates value exceeds calibration range

J = Indicates an estimated value

B = Indicates analyte found in associated method blank

N = Indicates presumptive evidence of a compound

## Report of Analysis

<b>Client Sample ID:</b>	P27-5.0	<b>Date Sampled:</b>	07/21/11
<b>Lab Sample ID:</b>	C17127-27	<b>Date Received:</b>	07/22/11
<b>Matrix:</b>	SO - Soil	<b>Percent Solids:</b>	n/a <sup>a</sup>
<b>Method:</b>	SW846 8270C SW846 3550B		
<b>Project:</b>	Romic Soil Investigation(Romic EPA) - 2081 Bay Road,East Palo Alto,CA		

## ABN Full List

CAS No.	Compound	Result	RL	MDL	Units	Q
218-01-9	Chrysene	ND	500	100	ug/kg	
111-91-1	bis(2-Chloroethoxy)methane	ND	500	180	ug/kg	
111-44-4	bis(2-Chloroethyl)ether	ND	500	230	ug/kg	
108-60-1	bis(2-Chloroisopropyl)ether	ND	500	270	ug/kg	
7005-72-3	4-Chlorophenyl phenyl ether	ND	500	190	ug/kg	
95-50-1	1,2-Dichlorobenzene	ND	500	160	ug/kg	
541-73-1	1,3-Dichlorobenzene	ND	500	150	ug/kg	
106-46-7	1,4-Dichlorobenzene	ND	500	420	ug/kg	
121-14-2	2,4-Dinitrotoluene	ND	500	460	ug/kg	
606-20-2	2,6-Dinitrotoluene	ND	1000	320	ug/kg	
91-94-1	3,3'-Dichlorobenzidine	ND	2500	140	ug/kg	
53-70-3	Dibenzo(a,h)anthracene	ND	500	130	ug/kg	
132-64-9	Dibenzofuran	ND	500	160	ug/kg	
122-39-4	Diphenylamine	ND	500	120	ug/kg	
84-74-2	Di-n-butyl phthalate	ND	500	100	ug/kg	
117-84-0	Di-n-octyl phthalate	ND	500	130	ug/kg	
84-66-2	Diethyl phthalate	ND	500	170	ug/kg	
131-11-3	Dimethyl phthalate	ND	500	180	ug/kg	
117-81-7	bis(2-Ethylhexyl)phthalate	ND	500	220	ug/kg	
206-44-0	Fluoranthene	ND	500	100	ug/kg	
86-73-7	Fluorene	ND	500	180	ug/kg	
118-74-1	Hexachlorobenzene	ND	500	130	ug/kg	
87-68-3	Hexachlorobutadiene	ND	500	190	ug/kg	
77-47-4	Hexachlorocyclopentadiene	ND	500	140	ug/kg	
67-72-1	Hexachloroethane	ND	500	160	ug/kg	
193-39-5	Indeno(1,2,3-cd)pyrene	ND	500	140	ug/kg	
78-59-1	Isophorone	ND	500	170	ug/kg	
90-12-0	1-Methylnaphthalene	ND	500	160	ug/kg	
91-57-6	2-Methylnaphthalene	ND	500	160	ug/kg	
88-74-4	2-Nitroaniline	ND	500	120	ug/kg	
99-09-2	3-Nitroaniline	ND	500	120	ug/kg	
100-01-6	4-Nitroaniline	ND	500	300	ug/kg	
91-20-3	Naphthalene	ND	500	170	ug/kg	
98-95-3	Nitrobenzene	ND	500	160	ug/kg	
62-75-9	N-Nitrosodimethylamine	ND	5000	2200	ug/kg	
621-64-7	N-Nitroso-di-n-propylamine	ND	1000	550	ug/kg	
85-01-8	Phenanthrene	ND	500	110	ug/kg	
129-00-0	Pyrene	ND	1000	680	ug/kg	
110-86-1	Pyridine	ND	2000	220	ug/kg	
120-82-1	1,2,4-Trichlorobenzene	ND	500	340	ug/kg	

ND = Not detected MDL - Method Detection Limit

RL = Reporting Limit

E = Indicates value exceeds calibration range

J = Indicates an estimated value

B = Indicates analyte found in associated method blank

N = Indicates presumptive evidence of a compound

## Report of Analysis

<b>Client Sample ID:</b>	P27-5.0	<b>Date Sampled:</b>	07/21/11
<b>Lab Sample ID:</b>	C17127-27	<b>Date Received:</b>	07/22/11
<b>Matrix:</b>	SO - Soil	<b>Percent Solids:</b>	n/a <sup>a</sup>
<b>Method:</b>	SW846 8270C SW846 3550B		
<b>Project:</b>	Romic Soil Investigation(Romic EPA) - 2081 Bay Road, East Palo Alto, CA		

**ABN Full List**

CAS No.	Surrogate Recoveries	Run# 1	Run# 2	Limits
367-12-4	2-Fluorophenol	76%		20-100%
4165-62-2	Phenol-d5	80%		20-100%
118-79-6	2,4,6-Tribromophenol	93%		30-100%
4165-60-0	Nitrobenzene-d5	79%		20-100%
321-60-8	2-Fluorobiphenyl	78%		20-106%
1718-51-0	Terphenyl-d14	113%		55-130%

(a) All results reported on wet weight basis.

ND = Not detected      MDL - Method Detection Limit  
 RL = Reporting Limit  
 E = Indicates value exceeds calibration range

J = Indicates an estimated value  
 B = Indicates analyte found in associated method blank  
 N = Indicates presumptive evidence of a compound



## Report of Analysis

<b>Client Sample ID:</b> P27-5.0		<b>Date Sampled:</b> 07/21/11
<b>Lab Sample ID:</b> C17127-27		<b>Date Received:</b> 07/22/11
<b>Matrix:</b> SO - Soil		<b>Percent Solids:</b> n/a <sup>a</sup>
<b>Method:</b> SW846 8015B		
<b>Project:</b> Romic Soil Investigation(Romic EPA) - 2081 Bay Road, East Palo Alto, CA		

Run #	File ID	DF	Analyzed	By	Prep Date	Prep Batch	Analytical Batch
Run #1	JK21590.D	1	08/03/11	TT	n/a	n/a	GJK889
Run #2							

Run #	Initial Weight
Run #1	5.10 g
Run #2	

**TPH Volatiles**

CAS No.	Compound	Result	RL	MDL	Units	Q
	TPH-GRO (C6-C10)	ND	0.098	0.049	mg/kg	
CAS No.	Surrogate Recoveries	Run# 1	Run# 2	Limits		
98-08-8	aaa-Trifluorotoluene	87%		60-157%		

(a) All results reported on wet weight basis.

ND = Not detected      MDL - Method Detection Limit  
 RL = Reporting Limit

J = Indicates an estimated value  
 B = Indicates analyte found in associated method blank  
 N = Indicates presumptive evidence of a compound

## Report of Analysis

<b>Client Sample ID:</b> P27-5.0	
<b>Lab Sample ID:</b> C17127-27	<b>Date Sampled:</b> 07/21/11
<b>Matrix:</b> SO - Soil	<b>Date Received:</b> 07/22/11
<b>Method:</b> SW846 8081A SW846 3545A	<b>Percent Solids:</b> n/a <sup>a</sup>
<b>Project:</b> Romic Soil Investigation(Romic EPA) - 2081 Bay Road, East Palo Alto, CA	

Run #1	File ID	DF	Analyzed	By	Prep Date	Prep Batch	Analytical Batch
Run #1	OO23033.D	1	08/01/11	RV	07/25/11	OP4294	G00733
Run #2							

Run #1	Initial Weight	Final Volume
Run #1	10.2 g	10.0 ml
Run #2		

## Pesticide PPL List

CAS No.	Compound	Result	RL	MDL	Units	Q
309-00-2	Aldrin	ND	25	9.8	ug/kg	
319-84-6	alpha-BHC	ND	25	11	ug/kg	
319-85-7	beta-BHC	ND	25	3.4	ug/kg	
319-86-8	delta-BHC	ND	25	3.4	ug/kg	
58-89-9	gamma-BHC (Lindane)	ND	25	7.4	ug/kg	
12789-03-6	Chlordane	ND	98	98	ug/kg	
60-57-1	Dieldrin	ND	25	2.9	ug/kg	
72-54-8	4,4' -DDD	ND	25	3.4	ug/kg	
72-55-9	4,4' -DDE	ND	25	2.9	ug/kg	
50-29-3	4,4' -DDT	ND	25	2.9	ug/kg	
72-20-8	Endrin	ND	25	2.9	ug/kg	
7421-93-4	Endrin aldehyde	ND	25	5.9	ug/kg	
959-98-8	Endosulfan-I	ND	25	3.4	ug/kg	
33213-65-9	Endosulfan-II	ND	25	3.4	ug/kg	
1031-07-8	Endosulfan sulfate	ND	25	7.8	ug/kg	
76-44-8	Heptachlor	ND	25	5.9	ug/kg	
1024-57-3	Heptachlor epoxide	ND	25	3.9	ug/kg	
72-43-5	Methoxychlor	ND	25	3.4	ug/kg	
8001-35-2	Toxaphene	ND	98	98	ug/kg	

CAS No.	Surrogate Recoveries	Run# 1	Run# 2	Limits
877-09-8	Tetrachloro-m-xylene	59%		35-132%
877-09-8	Tetrachloro-m-xylene	62%		35-132%
2051-24-3	Decachlorobiphenyl	64%		35-132%
2051-24-3	Decachlorobiphenyl	62%		35-132%

(a) All results reported on wet weight basis.

ND = Not detected      MDL - Method Detection Limit  
 RL = Reporting Limit  
 E = Indicates value exceeds calibration range

J = Indicates an estimated value  
 B = Indicates analyte found in associated method blank  
 N = Indicates presumptive evidence of a compound

## Report of Analysis

<b>Client Sample ID:</b> P27-5.0		<b>Date Sampled:</b> 07/21/11
<b>Lab Sample ID:</b> C17127-27		<b>Date Received:</b> 07/22/11
<b>Matrix:</b> SO - Soil		<b>Percent Solids:</b> n/a <sup>a</sup>
<b>Method:</b> SW846 8082 SW846 3545A		
<b>Project:</b> Romic Soil Investigation(Romic EPA) - 2081 Bay Road, East Palo Alto, CA		

Run #1	File ID	DF	Analyzed	By	Prep Date	Prep Batch	Analytical Batch
Run #1	PP20469.D	1	07/27/11	RV	07/25/11	OP4295	GPP692
Run #2							

Run #1	Initial Weight	Final Volume
Run #1	10.2 g	10.0 ml
Run #2		

**PCB List**

CAS No.	Compound	Result	RL	MDL	Units	Q
12674-11-2	Aroclor 1016	ND	98	17	ug/kg	
11104-28-2	Aroclor 1221	ND	98	49	ug/kg	
11141-16-5	Aroclor 1232	ND	98	49	ug/kg	
53469-21-9	Aroclor 1242	ND	98	49	ug/kg	
12672-29-6	Aroclor 1248	ND	98	49	ug/kg	
11097-69-1	Aroclor 1254	ND	98	49	ug/kg	
11096-82-5	Aroclor 1260	ND	98	20	ug/kg	

CAS No.	Surrogate Recoveries	Run# 1	Run# 2	Limits
877-09-8	Tetrachloro-m-xylene	65%		45-108%
877-09-8	Tetrachloro-m-xylene	63%		45-108%
2051-24-3	Decachlorobiphenyl	79%		54-121%
2051-24-3	Decachlorobiphenyl	67%		54-121%

(a) All results reported on wet weight basis.

ND = Not detected      MDL - Method Detection Limit  
 RL = Reporting Limit  
 E = Indicates value exceeds calibration range

J = Indicates an estimated value  
 B = Indicates analyte found in associated method blank  
 N = Indicates presumptive evidence of a compound

## Report of Analysis

<b>Client Sample ID:</b> P27-5.0		<b>Date Sampled:</b> 07/21/11
<b>Lab Sample ID:</b> C17127-27		<b>Date Received:</b> 07/22/11
<b>Matrix:</b> SO - Soil		<b>Percent Solids:</b> n/a <sup>a</sup>
<b>Method:</b> SW846 8015B M SW846 3545A		
<b>Project:</b> Romc Soil Investigation(Romc EPA) - 2081 Bay Road, East Palo Alto, CA		

Run #	File ID	DF	Analyzed	By	Prep Date	Prep Batch	Analytical Batch
Run #1	HH15587.D	1	07/28/11	JH	07/26/11	OP4309	GHH531
Run #2							

Run #	Initial Weight	Final Volume
Run #1	10.1 g	1.0 ml
Run #2		

**TPH Extractable w/ Silica Gel Cleanup**

CAS No.	Compound	Result	RL	MDL	Units	Q
	TPH (C10-C28)	6.01	9.9	5.0	mg/kg	J
	TPH (> C28-C40)	29.0	20	9.9	mg/kg	

CAS No.	Surrogate Recoveries	Run# 1	Run# 2	Limits
630-01-3	Hexacosane	61%		45-140%

(a) All results reported on wet weight basis.

ND = Not detected      MDL - Method Detection Limit  
 RL = Reporting Limit  
 E = Indicates value exceeds calibration range

J = Indicates an estimated value  
 B = Indicates analyte found in associated method blank  
 N = Indicates presumptive evidence of a compound

## Report of Analysis

<b>Client Sample ID:</b> P27-5.0	<b>Date Sampled:</b> 07/21/11
<b>Lab Sample ID:</b> C17127-27	<b>Date Received:</b> 07/22/11
<b>Matrix:</b> SO - Soil	<b>Percent Solids:</b> n/a <sup>a</sup>
<b>Project:</b> Romic Soil Investigation(Romic EPA) - 2081 Bay Road,East Palo Alto,CA	

## Metals Analysis

Analyte	Result	RL	Units	DF	Prep	Analyzed By	Method	Prep Method
Antimony	< 1.8	1.8	mg/kg	1	07/25/11	07/28/11	DQ SW846 6010B <sup>2</sup>	SW846 3050B <sup>5</sup>
Arsenic	2.3	1.8	mg/kg	1	07/25/11	07/28/11	DQ SW846 6010B <sup>2</sup>	SW846 3050B <sup>5</sup>
Barium	105	18	mg/kg	1	07/25/11	07/27/11	DQ SW846 6010B <sup>1</sup>	SW846 3050B <sup>5</sup>
Beryllium	< 0.88	0.88	mg/kg	1	07/25/11	07/27/11	DQ SW846 6010B <sup>1</sup>	SW846 3050B <sup>5</sup>
Cadmium	< 0.88	0.88	mg/kg	1	07/25/11	07/27/11	DQ SW846 6010B <sup>1</sup>	SW846 3050B <sup>5</sup>
Chromium	30.1	0.88	mg/kg	1	07/25/11	07/27/11	DQ SW846 6010B <sup>1</sup>	SW846 3050B <sup>5</sup>
Cobalt	6.1	0.88	mg/kg	1	07/25/11	07/27/11	DQ SW846 6010B <sup>1</sup>	SW846 3050B <sup>5</sup>
Copper	16.7	2.2	mg/kg	1	07/25/11	07/27/11	DQ SW846 6010B <sup>1</sup>	SW846 3050B <sup>5</sup>
Lead	5.1	1.8	mg/kg	1	07/25/11	07/27/11	DQ SW846 6010B <sup>1</sup>	SW846 3050B <sup>5</sup>
Mercury	0.046	0.040	mg/kg	1	07/27/11	07/30/11	PH SW846 7471A <sup>4</sup>	SW846 7471A <sup>6</sup>
Molybdenum	1.9	1.8	mg/kg	1	07/25/11	07/28/11	DQ SW846 6010B <sup>2</sup>	SW846 3050B <sup>5</sup>
Nickel	29.7	0.88	mg/kg	1	07/25/11	07/27/11	DQ SW846 6010B <sup>1</sup>	SW846 3050B <sup>5</sup>
Selenium	2.6	1.8	mg/kg	1	07/25/11	07/28/11	DQ SW846 6010B <sup>2</sup>	SW846 3050B <sup>5</sup>
Silver	< 0.88	0.88	mg/kg	1	07/25/11	07/27/11	DQ SW846 6010B <sup>1</sup>	SW846 3050B <sup>5</sup>
Thallium	< 3.5	3.5	mg/kg	2	07/25/11	07/29/11	RS SW846 6010B <sup>3</sup>	SW846 3050B <sup>5</sup>
Vanadium	32.3	0.88	mg/kg	1	07/25/11	07/27/11	DQ SW846 6010B <sup>1</sup>	SW846 3050B <sup>5</sup>
Zinc	38.6	3.6	mg/kg	1	07/25/11	07/28/11	DQ SW846 6010B <sup>2</sup>	SW846 3050B <sup>5</sup>

- (1) Instrument QC Batch: MA2008  
(2) Instrument QC Batch: MA2011  
(3) Instrument QC Batch: MA2013  
(4) Instrument QC Batch: MA2017  
(5) Prep QC Batch: MP3763  
(6) Prep QC Batch: MP3771

(a) All results reported on wet weight basis.

RL = Reporting Limit

## Report of Analysis

<b>Client Sample ID:</b>	P27-6.4	<b>Date Sampled:</b>	07/21/11
<b>Lab Sample ID:</b>	C17127-28	<b>Date Received:</b>	07/22/11
<b>Matrix:</b>	SO - Soil	<b>Percent Solids:</b>	n/a <sup>a</sup>
<b>Method:</b>	SW846 8260B	<b>Project:</b> Romic Soil Investigation(Romic EPA) - 2081 Bay Road, East Palo Alto, CA	

Run #	File ID	DF	Analyzed	By	Prep Date	Prep Batch	Analytical Batch
Run #1	M26239.D	1	08/04/11	TN	n/a	n/a	VM835
Run #2							

Run #	Initial Weight
Run #1	6.93 g
Run #2	

## VOA 8260 List

CAS No.	Compound	Result	RL	MDL	Units	Q
67-64-1	Acetone	ND	72	14	ug/kg	
71-43-2	Benzene	ND	3.6	1.1	ug/kg	
108-86-1	Bromobenzene	ND	3.6	1.1	ug/kg	
74-97-5	Bromochloromethane	ND	3.6	1.1	ug/kg	
75-27-4	Bromodichloromethane	ND	3.6	0.72	ug/kg	
75-25-2	Bromoform	ND	3.6	0.72	ug/kg	
104-51-8	n-Butylbenzene	ND	3.6	1.1	ug/kg	
135-98-8	sec-Butylbenzene	ND	3.6	1.1	ug/kg	
98-06-6	tert-Butylbenzene	ND	3.6	1.1	ug/kg	
108-90-7	Chlorobenzene	ND	3.6	1.1	ug/kg	
75-00-3	Chloroethane	ND	3.6	1.1	ug/kg	
67-66-3	Chloroform	ND	3.6	1.1	ug/kg	
95-49-8	o-Chlorotoluene	ND	3.6	1.1	ug/kg	
106-43-4	p-Chlorotoluene	ND	3.6	1.1	ug/kg	
56-23-5	Carbon tetrachloride	ND	3.6	0.72	ug/kg	
75-34-3	1,1-Dichloroethane	3.2	3.6	0.72	ug/kg	J
75-35-4	1,1-Dichloroethylene	ND	3.6	1.1	ug/kg	
563-58-6	1,1-Dichloropropene	ND	3.6	1.1	ug/kg	
96-12-8	1,2-Dibromo-3-chloropropane	ND	3.6	0.72	ug/kg	
106-93-4	1,2-Dibromoethane	ND	3.6	0.72	ug/kg	
107-06-2	1,2-Dichloroethane	ND	3.6	1.1	ug/kg	
78-87-5	1,2-Dichloropropane	ND	3.6	1.1	ug/kg	
142-28-9	1,3-Dichloropropane	ND	3.6	1.1	ug/kg	
108-20-3	Di-Isopropyl ether	ND	3.6	1.1	ug/kg	
594-20-7	2,2-Dichloropropane	ND	3.6	1.1	ug/kg	
124-48-1	Dibromochloromethane	ND	3.6	0.72	ug/kg	
75-71-8	Dichlorodifluoromethane	ND	3.6	0.72	ug/kg	
156-59-2	cis-1,2-Dichloroethylene	ND	3.6	1.1	ug/kg	
10061-01-5	cis-1,3-Dichloropropene	ND	3.6	1.1	ug/kg	
541-73-1	m-Dichlorobenzene	ND	3.6	1.1	ug/kg	
95-50-1	o-Dichlorobenzene	ND	3.6	1.1	ug/kg	
106-46-7	p-Dichlorobenzene	ND	3.6	1.1	ug/kg	

ND = Not detected MDL - Method Detection Limit

RL = Reporting Limit

E = Indicates value exceeds calibration range

J = Indicates an estimated value

B = Indicates analyte found in associated method blank

N = Indicates presumptive evidence of a compound

## Report of Analysis

<b>Client Sample ID:</b>	P27-6.4	<b>Date Sampled:</b>	07/21/11
<b>Lab Sample ID:</b>	C17127-28	<b>Date Received:</b>	07/22/11
<b>Matrix:</b>	SO - Soil	<b>Percent Solids:</b>	n/a <sup>a</sup>
<b>Method:</b>	SW846 8260B	<b>Project:</b> Romic Soil Investigation(Romic EPA) - 2081 Bay Road,East Palo Alto,CA	

## VOA 8260 List

CAS No.	Compound	Result	RL	MDL	Units	Q
156-60-5	trans-1,2-Dichloroethylene	4.7	3.6	1.1	ug/kg	
10061-02-6	trans-1,3-Dichloropropene	ND	3.6	1.1	ug/kg	
100-41-4	Ethylbenzene	ND	3.6	1.1	ug/kg	
637-92-3	Ethyl tert-Butyl Ether	ND	3.6	1.1	ug/kg	
591-78-6	2-Hexanone	ND	29	3.6	ug/kg	
87-68-3	Hexachlorobutadiene	ND	3.6	0.72	ug/kg	
98-82-8	Isopropylbenzene	ND	3.6	1.1	ug/kg	
99-87-6	p-Isopropyltoluene	ND	3.6	1.1	ug/kg	
108-10-1	4-Methyl-2-pentanone	ND	29	11	ug/kg	
74-83-9	Methyl bromide	ND	3.6	1.8	ug/kg	
74-87-3	Methyl chloride	ND	3.6	1.1	ug/kg	
74-95-3	Methylene bromide	ND	3.6	1.8	ug/kg	
75-09-2	Methylene chloride	ND	18	12	ug/kg	
78-93-3	Methyl ethyl ketone	ND	29	8.7	ug/kg	
1634-04-4	Methyl Tert Butyl Ether	ND	3.6	0.72	ug/kg	
91-20-3	Naphthalene	ND	3.6	1.1	ug/kg	
103-65-1	n-Propylbenzene	ND	3.6	1.1	ug/kg	
100-42-5	Styrene	ND	3.6	0.72	ug/kg	
994-05-8	Tert-Amyl Methyl Ether	ND	3.6	0.87	ug/kg	
75-65-0	Tert Butyl Alcohol	ND	29	7.2	ug/kg	
630-20-6	1,1,1,2-Tetrachloroethane	ND	3.6	0.72	ug/kg	
71-55-6	1,1,1-Trichloroethane	ND	3.6	1.1	ug/kg	
79-34-5	1,1,2,2-Tetrachloroethane	ND	3.6	0.72	ug/kg	
79-00-5	1,1,2-Trichloroethane	ND	3.6	0.72	ug/kg	
87-61-6	1,2,3-Trichlorobenzene	ND	3.6	1.1	ug/kg	
96-18-4	1,2,3-Trichloropropane	ND	3.6	1.1	ug/kg	
120-82-1	1,2,4-Trichlorobenzene	ND	3.6	1.1	ug/kg	
95-63-6	1,2,4-Trimethylbenzene	ND	3.6	1.1	ug/kg	
108-67-8	1,3,5-Trimethylbenzene	ND	3.6	1.1	ug/kg	
127-18-4	Tetrachloroethylene	ND	3.6	2.5	ug/kg	
108-88-3	Toluene	ND	3.6	1.1	ug/kg	
79-01-6	Trichloroethylene	0.82	3.6	0.72	ug/kg	J
75-69-4	Trichlorofluoromethane	ND	3.6	0.87	ug/kg	
75-01-4	Vinyl chloride	ND	3.6	1.8	ug/kg	
1330-20-7	Xylene (total)	ND	7.2	2.9	ug/kg	

CAS No.	Surrogate Recoveries	Run# 1	Run# 2	Limits
1868-53-7	Dibromofluoromethane	94%		60-130%
2037-26-5	Toluene-D8	104%		60-130%

ND = Not detected MDL - Method Detection Limit

RL = Reporting Limit

E = Indicates value exceeds calibration range

J = Indicates an estimated value

B = Indicates analyte found in associated method blank

N = Indicates presumptive evidence of a compound

## Report of Analysis

<b>Client Sample ID:</b> P27-6.4		
<b>Lab Sample ID:</b> C17127-28		<b>Date Sampled:</b> 07/21/11
<b>Matrix:</b> SO - Soil		<b>Date Received:</b> 07/22/11
<b>Method:</b> SW846 8260B		<b>Percent Solids:</b> n/a <sup>a</sup>
<b>Project:</b> Romic Soil Investigation(Romic EPA) - 2081 Bay Road, East Palo Alto, CA		

### VOA 8260 List

CAS No.	Surrogate Recoveries	Run# 1	Run# 2	Limits
460-00-4	4-Bromofluorobenzene	98%		60-130%

(a) All results reported on wet weight basis.

ND = Not detected      MDL - Method Detection Limit  
 RL = Reporting Limit  
 E = Indicates value exceeds calibration range

J = Indicates an estimated value  
 B = Indicates analyte found in associated method blank  
 N = Indicates presumptive evidence of a compound



## Report of Analysis

<b>Client Sample ID:</b> P27-6.4	
<b>Lab Sample ID:</b> C17127-28	<b>Date Sampled:</b> 07/21/11
<b>Matrix:</b> SO - Soil	<b>Date Received:</b> 07/22/11
<b>Method:</b> SW846 8270C SW846 3550B	<b>Percent Solids:</b> n/a <sup>a</sup>
<b>Project:</b> Romic Soil Investigation(Romic EPA) - 2081 Bay Road, East Palo Alto, CA	

Run #	File ID	DF	Analyzed	By	Prep Date	Prep Batch	Analytical Batch
Run #1	Y9038.D	1	07/27/11	MT	07/26/11	OP4307	EY431
Run #2							

Run #	Initial Weight	Final Volume
Run #1	10.1 g	1.0 ml
Run #2		

## ABN Full List

CAS No.	Compound	Result	RL	MDL	Units	Q
65-85-0	Benzoic acid	ND	990	880	ug/kg	
95-57-8	2-Chlorophenol	ND	990	670	ug/kg	
59-50-7	4-Chloro-3-methyl phenol	ND	500	420	ug/kg	
120-83-2	2,4-Dichlorophenol	ND	500	140	ug/kg	
105-67-9	2,4-Dimethylphenol	ND	500	150	ug/kg	
51-28-5	2,4-Dinitrophenol	ND	2500	840	ug/kg	
534-52-1	4,6-Dinitro-o-cresol	ND	2000	1000	ug/kg	
95-48-7	2-Methylphenol	ND	500	170	ug/kg	
	3&4-Methylphenol	ND	500	150	ug/kg	
88-75-5	2-Nitrophenol	ND	500	130	ug/kg	
100-02-7	4-Nitrophenol	ND	2000	1200	ug/kg	
87-86-5	Pentachlorophenol	ND	500	420	ug/kg	
108-95-2	Phenol	ND	2000	1300	ug/kg	
95-95-4	2,4,5-Trichlorophenol	ND	500	120	ug/kg	
88-06-2	2,4,6-Trichlorophenol	ND	500	160	ug/kg	
83-32-9	Acenaphthene	ND	990	500	ug/kg	
208-96-8	Acenaphthylene	ND	500	200	ug/kg	
62-53-3	Aniline	ND	500	140	ug/kg	
120-12-7	Anthracene	ND	500	99	ug/kg	
103-33-3	Azobenzene	ND	500	170	ug/kg	
92-87-5	Benzidine	ND	2500	720	ug/kg	
56-55-3	Benzo(a)anthracene	ND	500	69	ug/kg	
50-32-8	Benzo(a)pyrene	ND	500	89	ug/kg	
205-99-2	Benzo(b)fluoranthene	ND	500	59	ug/kg	
191-24-2	Benzo(g,h,i)perylene	ND	500	150	ug/kg	
207-08-9	Benzo(k)fluoranthene	ND	500	120	ug/kg	
101-55-3	4-Bromophenyl phenyl ether	ND	500	150	ug/kg	
85-68-7	Butyl benzyl phthalate	ND	500	110	ug/kg	
100-51-6	Benzyl Alcohol	ND	990	160	ug/kg	
91-58-7	2-Chloronaphthalene	ND	500	180	ug/kg	
106-47-8	4-Chloroaniline	ND	500	140	ug/kg	
86-74-8	Carbazole	ND	500	79	ug/kg	

ND = Not detected MDL - Method Detection Limit

RL = Reporting Limit

E = Indicates value exceeds calibration range

J = Indicates an estimated value

B = Indicates analyte found in associated method blank

N = Indicates presumptive evidence of a compound

## Report of Analysis

<b>Client Sample ID:</b>	P27-6.4	<b>Date Sampled:</b>	07/21/11
<b>Lab Sample ID:</b>	C17127-28	<b>Date Received:</b>	07/22/11
<b>Matrix:</b>	SO - Soil	<b>Percent Solids:</b>	n/a <sup>a</sup>
<b>Method:</b>	SW846 8270C SW846 3550B		
<b>Project:</b>	Romic Soil Investigation(Romic EPA) - 2081 Bay Road,East Palo Alto,CA		

## ABN Full List

CAS No.	Compound	Result	RL	MDL	Units	Q
218-01-9	Chrysene	ND	500	99	ug/kg	
111-91-1	bis(2-Chloroethoxy)methane	ND	500	180	ug/kg	
111-44-4	bis(2-Chloroethyl)ether	ND	500	230	ug/kg	
108-60-1	bis(2-Chloroisopropyl)ether	ND	500	270	ug/kg	
7005-72-3	4-Chlorophenyl phenyl ether	ND	500	190	ug/kg	
95-50-1	1,2-Dichlorobenzene	ND	500	160	ug/kg	
541-73-1	1,3-Dichlorobenzene	ND	500	150	ug/kg	
106-46-7	1,4-Dichlorobenzene	ND	500	420	ug/kg	
121-14-2	2,4-Dinitrotoluene	ND	500	460	ug/kg	
606-20-2	2,6-Dinitrotoluene	ND	990	320	ug/kg	
91-94-1	3,3'-Dichlorobenzidine	ND	2500	140	ug/kg	
53-70-3	Dibenzo(a,h)anthracene	ND	500	130	ug/kg	
132-64-9	Dibenzofuran	ND	500	160	ug/kg	
122-39-4	Diphenylamine	ND	500	120	ug/kg	
84-74-2	Di-n-butyl phthalate	ND	500	99	ug/kg	
117-84-0	Di-n-octyl phthalate	ND	500	130	ug/kg	
84-66-2	Diethyl phthalate	ND	500	170	ug/kg	
131-11-3	Dimethyl phthalate	ND	500	180	ug/kg	
117-81-7	bis(2-Ethylhexyl)phthalate	ND	500	220	ug/kg	
206-44-0	Fluoranthene	ND	500	99	ug/kg	
86-73-7	Fluorene	ND	500	180	ug/kg	
118-74-1	Hexachlorobenzene	ND	500	130	ug/kg	
87-68-3	Hexachlorobutadiene	ND	500	190	ug/kg	
77-47-4	Hexachlorocyclopentadiene	ND	500	140	ug/kg	
67-72-1	Hexachloroethane	ND	500	160	ug/kg	
193-39-5	Indeno(1,2,3-cd)pyrene	ND	500	140	ug/kg	
78-59-1	Isophorone	ND	500	170	ug/kg	
90-12-0	1-Methylnaphthalene	ND	500	160	ug/kg	
91-57-6	2-Methylnaphthalene	ND	500	160	ug/kg	
88-74-4	2-Nitroaniline	ND	500	120	ug/kg	
99-09-2	3-Nitroaniline	ND	500	120	ug/kg	
100-01-6	4-Nitroaniline	ND	500	300	ug/kg	
91-20-3	Naphthalene	ND	500	170	ug/kg	
98-95-3	Nitrobenzene	ND	500	160	ug/kg	
62-75-9	N-Nitrosodimethylamine	ND	5000	2200	ug/kg	
621-64-7	N-Nitroso-di-n-propylamine	ND	990	540	ug/kg	
85-01-8	Phenanthrene	ND	500	110	ug/kg	
129-00-0	Pyrene	ND	990	670	ug/kg	
110-86-1	Pyridine	ND	2000	220	ug/kg	
120-82-1	1,2,4-Trichlorobenzene	ND	500	340	ug/kg	

ND = Not detected MDL - Method Detection Limit

RL = Reporting Limit

E = Indicates value exceeds calibration range

J = Indicates an estimated value

B = Indicates analyte found in associated method blank

N = Indicates presumptive evidence of a compound

## Report of Analysis

<b>Client Sample ID:</b> P27-6.4		
<b>Lab Sample ID:</b> C17127-28		<b>Date Sampled:</b> 07/21/11
<b>Matrix:</b> SO - Soil		<b>Date Received:</b> 07/22/11
<b>Method:</b> SW846 8270C SW846 3550B		<b>Percent Solids:</b> n/a <sup>a</sup>
<b>Project:</b> Romic Soil Investigation(Romic EPA) - 2081 Bay Road, East Palo Alto, CA		

### ABN Full List

CAS No.	Surrogate Recoveries	Run# 1	Run# 2	Limits
367-12-4	2-Fluorophenol	58%		20-100%
4165-62-2	Phenol-d5	62%		20-100%
118-79-6	2,4,6-Tribromophenol	77%		30-100%
4165-60-0	Nitrobenzene-d5	60%		20-100%
321-60-8	2-Fluorobiphenyl	63%		20-106%
1718-51-0	Terphenyl-d14	104%		55-130%

(a) All results reported on wet weight basis.

ND = Not detected      MDL - Method Detection Limit  
 RL = Reporting Limit  
 E = Indicates value exceeds calibration range

J = Indicates an estimated value  
 B = Indicates analyte found in associated method blank  
 N = Indicates presumptive evidence of a compound

## Report of Analysis

<b>Client Sample ID:</b> P27-6.4		
<b>Lab Sample ID:</b> C17127-28		<b>Date Sampled:</b> 07/21/11
<b>Matrix:</b> SO - Soil		<b>Date Received:</b> 07/22/11
<b>Method:</b> SW846 8015B		<b>Percent Solids:</b> n/a <sup>a</sup>
<b>Project:</b> Romic Soil Investigation(Romic EPA) - 2081 Bay Road, East Palo Alto, CA		

Run #	File ID	DF	Analyzed	By	Prep Date	Prep Batch	Analytical Batch
Run #1	JK21591.D	1	08/03/11	TT	n/a	n/a	GJK889
Run #2							

Run #	Initial Weight
Run #1	5.41 g
Run #2	

### TPH Volatiles

CAS No.	Compound	Result	RL	MDL	Units	Q
	TPH-GRO (C6-C10)	ND	0.092	0.046	mg/kg	
CAS No.	Surrogate Recoveries	Run# 1	Run# 2	Limits		
98-08-8	aaa-Trifluorotoluene	89%		60-157%		

(a) All results reported on wet weight basis.

ND = Not detected      MDL - Method Detection Limit  
 RL = Reporting Limit  
 E = Indicates value exceeds calibration range

J = Indicates an estimated value  
 B = Indicates analyte found in associated method blank  
 N = Indicates presumptive evidence of a compound

## Report of Analysis

<b>Client Sample ID:</b> P27-6.4	
<b>Lab Sample ID:</b> C17127-28	<b>Date Sampled:</b> 07/21/11
<b>Matrix:</b> SO - Soil	<b>Date Received:</b> 07/22/11
<b>Method:</b> SW846 8081A SW846 3545A	<b>Percent Solids:</b> n/a <sup>a</sup>
<b>Project:</b> Romic Soil Investigation(Romic EPA) - 2081 Bay Road, East Palo Alto, CA	

Run #	File ID	DF	Analyzed	By	Prep Date	Prep Batch	Analytical Batch
Run #1	OO22994.D	1	07/31/11	RV	07/25/11	OP4294	G00733
Run #2							

Run #	Initial Weight	Final Volume
Run #1	10.3 g	10.0 ml
Run #2		

## Pesticide PPL List

CAS No.	Compound	Result	RL	MDL	Units	Q
309-00-2	Aldrin	ND	24	9.7	ug/kg	
319-84-6	alpha-BHC	ND	24	11	ug/kg	
319-85-7	beta-BHC	ND	24	3.4	ug/kg	
319-86-8	delta-BHC	ND	24	3.4	ug/kg	
58-89-9	gamma-BHC (Lindane)	ND	24	7.3	ug/kg	
12789-03-6	Chlordane	ND	97	97	ug/kg	
60-57-1	Dieldrin	ND	24	2.9	ug/kg	
72-54-8	4,4' -DDD	ND	24	3.4	ug/kg	
72-55-9	4,4' -DDE	ND	24	2.9	ug/kg	
50-29-3	4,4' -DDT	ND	24	2.9	ug/kg	
72-20-8	Endrin	ND	24	2.9	ug/kg	
7421-93-4	Endrin aldehyde	ND	24	5.8	ug/kg	
959-98-8	Endosulfan-I	ND	24	3.4	ug/kg	
33213-65-9	Endosulfan-II	ND	24	3.4	ug/kg	
1031-07-8	Endosulfan sulfate	ND	24	7.8	ug/kg	
76-44-8	Heptachlor	ND	24	5.8	ug/kg	
1024-57-3	Heptachlor epoxide	ND	24	3.9	ug/kg	
72-43-5	Methoxychlor	ND	24	3.4	ug/kg	
8001-35-2	Toxaphene	ND	97	97	ug/kg	

CAS No.	Surrogate Recoveries	Run# 1	Run# 2	Limits
877-09-8	Tetrachloro-m-xylene	49%		35-132%
877-09-8	Tetrachloro-m-xylene	58%		35-132%
2051-24-3	Decachlorobiphenyl	62%		35-132%
2051-24-3	Decachlorobiphenyl	71%		35-132%

(a) All results reported on wet weight basis.

ND = Not detected      MDL - Method Detection Limit  
 RL = Reporting Limit  
 E = Indicates value exceeds calibration range

J = Indicates an estimated value  
 B = Indicates analyte found in associated method blank  
 N = Indicates presumptive evidence of a compound

## Report of Analysis

<b>Client Sample ID:</b> P27-6.4		<b>Date Sampled:</b> 07/21/11
<b>Lab Sample ID:</b> C17127-28		<b>Date Received:</b> 07/22/11
<b>Matrix:</b> SO - Soil		<b>Percent Solids:</b> n/a <sup>a</sup>
<b>Method:</b> SW846 8082 SW846 3545A		
<b>Project:</b> Romic Soil Investigation(Romic EPA) - 2081 Bay Road, East Palo Alto, CA		

Run #1	File ID	DF	Analyzed	By	Prep Date	Prep Batch	Analytical Batch
Run #1	PP20471.D	1	07/27/11	RV	07/25/11	OP4295	GPP692
Run #2							

Run #1	Initial Weight	Final Volume
Run #1	10.3 g	10.0 ml
Run #2		

**PCB List**

CAS No.	Compound	Result	RL	MDL	Units	Q
12674-11-2	Aroclor 1016	ND	97	17	ug/kg	
11104-28-2	Aroclor 1221	ND	97	49	ug/kg	
11141-16-5	Aroclor 1232	ND	97	49	ug/kg	
53469-21-9	Aroclor 1242	ND	97	49	ug/kg	
12672-29-6	Aroclor 1248	ND	97	49	ug/kg	
11097-69-1	Aroclor 1254	ND	97	49	ug/kg	
11096-82-5	Aroclor 1260	ND	97	19	ug/kg	

CAS No.	Surrogate Recoveries	Run# 1	Run# 2	Limits
877-09-8	Tetrachloro-m-xylene	62%		45-108%
877-09-8	Tetrachloro-m-xylene	63%		45-108%
2051-24-3	Decachlorobiphenyl	82%		54-121%
2051-24-3	Decachlorobiphenyl	72%		54-121%

(a) All results reported on wet weight basis.

ND = Not detected      MDL - Method Detection Limit  
 RL = Reporting Limit  
 E = Indicates value exceeds calibration range

J = Indicates an estimated value  
 B = Indicates analyte found in associated method blank  
 N = Indicates presumptive evidence of a compound

## Report of Analysis

<b>Client Sample ID:</b> P27-6.4		<b>Date Sampled:</b> 07/21/11
<b>Lab Sample ID:</b> C17127-28		<b>Date Received:</b> 07/22/11
<b>Matrix:</b> SO - Soil		<b>Percent Solids:</b> n/a <sup>a</sup>
<b>Method:</b> SW846 8015B M SW846 3545A		
<b>Project:</b> Romc Soil Investigation(Romc EPA) - 2081 Bay Road, East Palo Alto, CA		

Run #	File ID	DF	Analyzed	By	Prep Date	Prep Batch	Analytical Batch
Run #1	GG27207.D	1	07/27/11	JH	07/26/11	OP4309	GGG730
Run #2							

Run #	Initial Weight	Final Volume
Run #1	10.0 g	1.0 ml
Run #2		

### TPH Extractable w/ Silica Gel Cleanup

CAS No.	Compound	Result	RL	MDL	Units	Q
	TPH (C10-C28)	ND	10	5.0	mg/kg	
	TPH (> C28-C40)	ND	20	10	mg/kg	

CAS No.	Surrogate Recoveries	Run# 1	Run# 2	Limits
630-01-3	Hexacosane	59%		45-140%

(a) All results reported on wet weight basis.

ND = Not detected      MDL - Method Detection Limit  
 RL = Reporting Limit

J = Indicates an estimated value  
 B = Indicates analyte found in associated method blank  
 N = Indicates presumptive evidence of a compound

## Report of Analysis

<b>Client Sample ID:</b> P27-6.4	<b>Date Sampled:</b> 07/21/11
<b>Lab Sample ID:</b> C17127-28	<b>Date Received:</b> 07/22/11
<b>Matrix:</b> SO - Soil	<b>Percent Solids:</b> n/a <sup>a</sup>
<b>Project:</b> Romic Soil Investigation(Romic EPA) - 2081 Bay Road,East Palo Alto,CA	

## Metals Analysis

Analyte	Result	RL	Units	DF	Prep	Analyzed By	Method	Prep Method
Antimony	< 1.8	1.8	mg/kg	1	07/25/11	07/28/11	DQ SW846 6010B <sup>2</sup>	SW846 3050B <sup>5</sup>
Arsenic	< 1.8	1.8	mg/kg	1	07/25/11	07/28/11	DQ SW846 6010B <sup>2</sup>	SW846 3050B <sup>5</sup>
Barium	99.4	18	mg/kg	1	07/25/11	07/27/11	DQ SW846 6010B <sup>1</sup>	SW846 3050B <sup>5</sup>
Beryllium	< 0.88	0.88	mg/kg	1	07/25/11	07/27/11	DQ SW846 6010B <sup>1</sup>	SW846 3050B <sup>5</sup>
Cadmium	< 0.88	0.88	mg/kg	1	07/25/11	07/27/11	DQ SW846 6010B <sup>1</sup>	SW846 3050B <sup>5</sup>
Chromium	28.1	0.88	mg/kg	1	07/25/11	07/27/11	DQ SW846 6010B <sup>1</sup>	SW846 3050B <sup>5</sup>
Cobalt	6.0	0.88	mg/kg	1	07/25/11	07/27/11	DQ SW846 6010B <sup>1</sup>	SW846 3050B <sup>5</sup>
Copper	19.1	2.2	mg/kg	1	07/25/11	07/27/11	DQ SW846 6010B <sup>1</sup>	SW846 3050B <sup>5</sup>
Lead	4.6	1.8	mg/kg	1	07/25/11	07/27/11	DQ SW846 6010B <sup>1</sup>	SW846 3050B <sup>5</sup>
Mercury	0.045	0.036	mg/kg	1	07/27/11	07/30/11	PH SW846 7471A <sup>4</sup>	SW846 7471A <sup>6</sup>
Molybdenum	< 1.8	1.8	mg/kg	1	07/25/11	07/28/11	DQ SW846 6010B <sup>2</sup>	SW846 3050B <sup>5</sup>
Nickel	27.2	0.88	mg/kg	1	07/25/11	07/27/11	DQ SW846 6010B <sup>1</sup>	SW846 3050B <sup>5</sup>
Selenium	1.8	1.8	mg/kg	1	07/25/11	07/28/11	DQ SW846 6010B <sup>2</sup>	SW846 3050B <sup>5</sup>
Silver	< 0.88	0.88	mg/kg	1	07/25/11	07/27/11	DQ SW846 6010B <sup>1</sup>	SW846 3050B <sup>5</sup>
Thallium	< 3.5	3.5	mg/kg	2	07/25/11	07/29/11	RS SW846 6010B <sup>3</sup>	SW846 3050B <sup>5</sup>
Vanadium	28.8	0.88	mg/kg	1	07/25/11	07/27/11	DQ SW846 6010B <sup>1</sup>	SW846 3050B <sup>5</sup>
Zinc	39.2	3.6	mg/kg	1	07/25/11	07/28/11	DQ SW846 6010B <sup>2</sup>	SW846 3050B <sup>5</sup>

- (1) Instrument QC Batch: MA2008  
(2) Instrument QC Batch: MA2011  
(3) Instrument QC Batch: MA2013  
(4) Instrument QC Batch: MA2017  
(5) Prep QC Batch: MP3763  
(6) Prep QC Batch: MP3771

(a) All results reported on wet weight basis.

RL = Reporting Limit



## Report of Analysis

<b>Client Sample ID:</b>	S26-0.8	<b>Date Sampled:</b>	07/21/11
<b>Lab Sample ID:</b>	C17127-29	<b>Date Received:</b>	07/22/11
<b>Matrix:</b>	SO - Soil	<b>Percent Solids:</b>	n/a <sup>a</sup>
<b>Method:</b>	SW846 8260B	<b>Project:</b> Romic Soil Investigation(Romic EPA) - 2081 Bay Road, East Palo Alto, CA	

Run #	File ID	DF	Analyzed	By	Prep Date	Prep Batch	Analytical Batch
Run #1	M26240.D	1	08/04/11	TN	n/a	n/a	VM835
Run #2							

Run #	Initial Weight
Run #1	6.61 g
Run #2	

## VOA 8260 List

CAS No.	Compound	Result	RL	MDL	Units	Q
67-64-1	Acetone	35.3	76	15	ug/kg	J
71-43-2	Benzene	ND	3.8	1.1	ug/kg	
108-86-1	Bromobenzene	ND	3.8	1.1	ug/kg	
74-97-5	Bromochloromethane	ND	3.8	1.1	ug/kg	
75-27-4	Bromodichloromethane	ND	3.8	0.76	ug/kg	
75-25-2	Bromoform	ND	3.8	0.76	ug/kg	
104-51-8	n-Butylbenzene	ND	3.8	1.1	ug/kg	
135-98-8	sec-Butylbenzene	ND	3.8	1.1	ug/kg	
98-06-6	tert-Butylbenzene	ND	3.8	1.1	ug/kg	
108-90-7	Chlorobenzene	ND	3.8	1.1	ug/kg	
75-00-3	Chloroethane	ND	3.8	1.1	ug/kg	
67-66-3	Chloroform	ND	3.8	1.1	ug/kg	
95-49-8	o-Chlorotoluene	ND	3.8	1.1	ug/kg	
106-43-4	p-Chlorotoluene	ND	3.8	1.1	ug/kg	
56-23-5	Carbon tetrachloride	ND	3.8	0.76	ug/kg	
75-34-3	1,1-Dichloroethane	0.76	3.8	0.76	ug/kg	J
75-35-4	1,1-Dichloroethylene	ND	3.8	1.1	ug/kg	
563-58-6	1,1-Dichloropropene	ND	3.8	1.1	ug/kg	
96-12-8	1,2-Dibromo-3-chloropropane	ND	3.8	0.76	ug/kg	
106-93-4	1,2-Dibromoethane	ND	3.8	0.76	ug/kg	
107-06-2	1,2-Dichloroethane	ND	3.8	1.1	ug/kg	
78-87-5	1,2-Dichloropropane	ND	3.8	1.1	ug/kg	
142-28-9	1,3-Dichloropropane	ND	3.8	1.1	ug/kg	
108-20-3	Di-Isopropyl ether	ND	3.8	1.1	ug/kg	
594-20-7	2,2-Dichloropropane	ND	3.8	1.1	ug/kg	
124-48-1	Dibromochloromethane	ND	3.8	0.76	ug/kg	
75-71-8	Dichlorodifluoromethane	ND	3.8	0.76	ug/kg	
156-59-2	cis-1,2-Dichloroethylene	3.2	3.8	1.1	ug/kg	J
10061-01-5	cis-1,3-Dichloropropene	ND	3.8	1.1	ug/kg	
541-73-1	m-Dichlorobenzene	ND	3.8	1.1	ug/kg	
95-50-1	o-Dichlorobenzene	ND	3.8	1.1	ug/kg	
106-46-7	p-Dichlorobenzene	ND	3.8	1.1	ug/kg	

ND = Not detected MDL - Method Detection Limit

RL = Reporting Limit

E = Indicates value exceeds calibration range

J = Indicates an estimated value

B = Indicates analyte found in associated method blank

N = Indicates presumptive evidence of a compound

## Report of Analysis

<b>Client Sample ID:</b>	S26-0.8	<b>Date Sampled:</b>	07/21/11
<b>Lab Sample ID:</b>	C17127-29	<b>Date Received:</b>	07/22/11
<b>Matrix:</b>	SO - Soil	<b>Percent Solids:</b>	n/a <sup>a</sup>
<b>Method:</b>	SW846 8260B	<b>Project:</b> Romic Soil Investigation(Romic EPA) - 2081 Bay Road,East Palo Alto,CA	

## VOA 8260 List

CAS No.	Compound	Result	RL	MDL	Units	Q
156-60-5	trans-1,2-Dichloroethylene	ND	3.8	1.1	ug/kg	
10061-02-6	trans-1,3-Dichloropropene	ND	3.8	1.1	ug/kg	
100-41-4	Ethylbenzene	ND	3.8	1.1	ug/kg	
637-92-3	Ethyl tert-Butyl Ether	ND	3.8	1.1	ug/kg	
591-78-6	2-Hexanone	ND	30	3.8	ug/kg	
87-68-3	Hexachlorobutadiene	ND	3.8	0.76	ug/kg	
98-82-8	Isopropylbenzene	ND	3.8	1.1	ug/kg	
99-87-6	p-Isopropyltoluene	ND	3.8	1.1	ug/kg	
108-10-1	4-Methyl-2-pentanone	ND	30	11	ug/kg	
74-83-9	Methyl bromide	ND	3.8	1.9	ug/kg	
74-87-3	Methyl chloride	ND	3.8	1.1	ug/kg	
74-95-3	Methylene bromide	ND	3.8	1.9	ug/kg	
75-09-2	Methylene chloride	ND	19	12	ug/kg	
78-93-3	Methyl ethyl ketone	ND	30	9.1	ug/kg	
1634-04-4	Methyl Tert Butyl Ether	ND	3.8	0.76	ug/kg	
91-20-3	Naphthalene	ND	3.8	1.1	ug/kg	
103-65-1	n-Propylbenzene	ND	3.8	1.1	ug/kg	
100-42-5	Styrene	ND	3.8	0.76	ug/kg	
994-05-8	Tert-Amyl Methyl Ether	ND	3.8	0.91	ug/kg	
75-65-0	Tert Butyl Alcohol	ND	30	7.6	ug/kg	
630-20-6	1,1,1,2-Tetrachloroethane	ND	3.8	0.76	ug/kg	
71-55-6	1,1,1-Trichloroethane	ND	3.8	1.1	ug/kg	
79-34-5	1,1,2,2-Tetrachloroethane	ND	3.8	0.76	ug/kg	
79-00-5	1,1,2-Trichloroethane	ND	3.8	0.76	ug/kg	
87-61-6	1,2,3-Trichlorobenzene	ND	3.8	1.1	ug/kg	
96-18-4	1,2,3-Trichloropropane	ND	3.8	1.1	ug/kg	
120-82-1	1,2,4-Trichlorobenzene	ND	3.8	1.1	ug/kg	
95-63-6	1,2,4-Trimethylbenzene	ND	3.8	1.1	ug/kg	
108-67-8	1,3,5-Trimethylbenzene	ND	3.8	1.1	ug/kg	
127-18-4	Tetrachloroethylene	ND	3.8	2.6	ug/kg	
108-88-3	Toluene	ND	3.8	1.1	ug/kg	
79-01-6	Trichloroethylene	ND	3.8	0.76	ug/kg	
75-69-4	Trichlorofluoromethane	ND	3.8	0.91	ug/kg	
75-01-4	Vinyl chloride	ND	3.8	1.9	ug/kg	
1330-20-7	Xylene (total)	ND	7.6	3.0	ug/kg	

CAS No.	Surrogate Recoveries	Run# 1	Run# 2	Limits
1868-53-7	Dibromofluoromethane	94%		60-130%
2037-26-5	Toluene-D8	104%		60-130%

ND = Not detected MDL - Method Detection Limit

RL = Reporting Limit

E = Indicates value exceeds calibration range

J = Indicates an estimated value

B = Indicates analyte found in associated method blank

N = Indicates presumptive evidence of a compound

## Report of Analysis

<b>Client Sample ID:</b>	S26-0.8	<b>Date Sampled:</b>	07/21/11
<b>Lab Sample ID:</b>	C17127-29	<b>Date Received:</b>	07/22/11
<b>Matrix:</b>	SO - Soil	<b>Percent Solids:</b>	n/a <sup>a</sup>
<b>Method:</b>	SW846 8260B		
<b>Project:</b>	Romic Soil Investigation(Romic EPA) - 2081 Bay Road, East Palo Alto, CA		

### VOA 8260 List

CAS No.	Surrogate Recoveries	Run# 1	Run# 2	Limits
460-00-4	4-Bromofluorobenzene	95%		60-130%

(a) All results reported on wet weight basis.

ND = Not detected      MDL - Method Detection Limit  
 RL = Reporting Limit  
 E = Indicates value exceeds calibration range

J = Indicates an estimated value  
 B = Indicates analyte found in associated method blank  
 N = Indicates presumptive evidence of a compound

## Report of Analysis

<b>Client Sample ID:</b>	S26-0.8	<b>Date Sampled:</b>	07/21/11
<b>Lab Sample ID:</b>	C17127-29	<b>Date Received:</b>	07/22/11
<b>Matrix:</b>	SO - Soil	<b>Percent Solids:</b>	n/a <sup>a</sup>
<b>Method:</b>	SW846 8270C SW846 3550B	<b>Project:</b> Romic Soil Investigation(Romic EPA) - 2081 Bay Road, East Palo Alto, CA	

Run #	File ID	DF	Analyzed	By	Prep Date	Prep Batch	Analytical Batch
Run #1	Y9039.D	1	07/27/11	MT	07/26/11	OP4307	EY431
Run #2							

Run #	Initial Weight	Final Volume
Run #1	10.2 g	1.0 ml
Run #2		

### ABN Full List

CAS No.	Compound	Result	RL	MDL	Units	Q
65-85-0	Benzoic acid	ND	980	870	ug/kg	
95-57-8	2-Chlorophenol	ND	980	670	ug/kg	
59-50-7	4-Chloro-3-methyl phenol	ND	490	410	ug/kg	
120-83-2	2,4-Dichlorophenol	ND	490	140	ug/kg	
105-67-9	2,4-Dimethylphenol	ND	490	150	ug/kg	
51-28-5	2,4-Dinitrophenol	ND	2500	830	ug/kg	
534-52-1	4,6-Dinitro-o-cresol	ND	2000	1000	ug/kg	
95-48-7	2-Methylphenol	ND	490	170	ug/kg	
	3&4-Methylphenol	ND	490	150	ug/kg	
88-75-5	2-Nitrophenol	ND	490	130	ug/kg	
100-02-7	4-Nitrophenol	ND	2000	1200	ug/kg	
87-86-5	Pentachlorophenol	ND	490	410	ug/kg	
108-95-2	Phenol	ND	2000	1300	ug/kg	
95-95-4	2,4,5-Trichlorophenol	ND	490	120	ug/kg	
88-06-2	2,4,6-Trichlorophenol	ND	490	160	ug/kg	
83-32-9	Acenaphthene	ND	980	490	ug/kg	
208-96-8	Acenaphthylene	ND	490	200	ug/kg	
62-53-3	Aniline	ND	490	140	ug/kg	
120-12-7	Anthracene	ND	490	98	ug/kg	
103-33-3	Azobenzene	ND	490	170	ug/kg	
92-87-5	Benzidine	ND	2500	720	ug/kg	
56-55-3	Benzo(a)anthracene	ND	490	69	ug/kg	
50-32-8	Benzo(a)pyrene	ND	490	88	ug/kg	
205-99-2	Benzo(b)fluoranthene	ND	490	59	ug/kg	
191-24-2	Benzo(g,h,i)perylene	ND	490	150	ug/kg	
207-08-9	Benzo(k)fluoranthene	ND	490	120	ug/kg	
101-55-3	4-Bromophenyl phenyl ether	ND	490	150	ug/kg	
85-68-7	Butyl benzyl phthalate	ND	490	110	ug/kg	
100-51-6	Benzyl Alcohol	ND	980	160	ug/kg	
91-58-7	2-Chloronaphthalene	ND	490	180	ug/kg	
106-47-8	4-Chloroaniline	ND	490	140	ug/kg	
86-74-8	Carbazole	ND	490	78	ug/kg	

ND = Not detected MDL - Method Detection Limit

RL = Reporting Limit

E = Indicates value exceeds calibration range

J = Indicates an estimated value

B = Indicates analyte found in associated method blank

N = Indicates presumptive evidence of a compound

## Report of Analysis

<b>Client Sample ID:</b>	S26-0.8	<b>Date Sampled:</b>	07/21/11
<b>Lab Sample ID:</b>	C17127-29	<b>Date Received:</b>	07/22/11
<b>Matrix:</b>	SO - Soil	<b>Percent Solids:</b>	n/a <sup>a</sup>
<b>Method:</b>	SW846 8270C SW846 3550B		
<b>Project:</b>	Romic Soil Investigation(Romic EPA) - 2081 Bay Road,East Palo Alto,CA		

## ABN Full List

CAS No.	Compound	Result	RL	MDL	Units	Q
218-01-9	Chrysene	ND	490	98	ug/kg	
111-91-1	bis(2-Chloroethoxy)methane	ND	490	180	ug/kg	
111-44-4	bis(2-Chloroethyl)ether	ND	490	230	ug/kg	
108-60-1	bis(2-Chloroisopropyl)ether	ND	490	260	ug/kg	
7005-72-3	4-Chlorophenyl phenyl ether	ND	490	190	ug/kg	
95-50-1	1,2-Dichlorobenzene	ND	490	160	ug/kg	
541-73-1	1,3-Dichlorobenzene	ND	490	150	ug/kg	
106-46-7	1,4-Dichlorobenzene	ND	490	410	ug/kg	
121-14-2	2,4-Dinitrotoluene	ND	490	450	ug/kg	
606-20-2	2,6-Dinitrotoluene	ND	980	310	ug/kg	
91-94-1	3,3'-Dichlorobenzidine	ND	2500	140	ug/kg	
53-70-3	Dibenzo(a,h)anthracene	ND	490	130	ug/kg	
132-64-9	Dibenzofuran	ND	490	160	ug/kg	
122-39-4	Diphenylamine	ND	490	120	ug/kg	
84-74-2	Di-n-butyl phthalate	ND	490	98	ug/kg	
117-84-0	Di-n-octyl phthalate	ND	490	130	ug/kg	
84-66-2	Diethyl phthalate	ND	490	170	ug/kg	
131-11-3	Dimethyl phthalate	ND	490	180	ug/kg	
117-81-7	bis(2-Ethylhexyl)phthalate	ND	490	220	ug/kg	
206-44-0	Fluoranthene	ND	490	98	ug/kg	
86-73-7	Fluorene	ND	490	180	ug/kg	
118-74-1	Hexachlorobenzene	ND	490	130	ug/kg	
87-68-3	Hexachlorobutadiene	ND	490	190	ug/kg	
77-47-4	Hexachlorocyclopentadiene	ND	490	140	ug/kg	
67-72-1	Hexachloroethane	ND	490	160	ug/kg	
193-39-5	Indeno(1,2,3-cd)pyrene	ND	490	140	ug/kg	
78-59-1	Isophorone	ND	490	170	ug/kg	
90-12-0	1-Methylnaphthalene	ND	490	160	ug/kg	
91-57-6	2-Methylnaphthalene	ND	490	160	ug/kg	
88-74-4	2-Nitroaniline	ND	490	120	ug/kg	
99-09-2	3-Nitroaniline	ND	490	120	ug/kg	
100-01-6	4-Nitroaniline	ND	490	290	ug/kg	
91-20-3	Naphthalene	ND	490	170	ug/kg	
98-95-3	Nitrobenzene	ND	490	160	ug/kg	
62-75-9	N-Nitrosodimethylamine	ND	4900	2200	ug/kg	
621-64-7	N-Nitroso-di-n-propylamine	ND	980	540	ug/kg	
85-01-8	Phenanthrene	ND	490	110	ug/kg	
129-00-0	Pyrene	ND	980	670	ug/kg	
110-86-1	Pyridine	ND	2000	220	ug/kg	
120-82-1	1,2,4-Trichlorobenzene	ND	490	330	ug/kg	

ND = Not detected MDL - Method Detection Limit

RL = Reporting Limit

E = Indicates value exceeds calibration range

J = Indicates an estimated value

B = Indicates analyte found in associated method blank

N = Indicates presumptive evidence of a compound

## Report of Analysis

<b>Client Sample ID:</b>	S26-0.8	<b>Date Sampled:</b>	07/21/11
<b>Lab Sample ID:</b>	C17127-29	<b>Date Received:</b>	07/22/11
<b>Matrix:</b>	SO - Soil	<b>Percent Solids:</b>	n/a <sup>a</sup>
<b>Method:</b>	SW846 8270C SW846 3550B		
<b>Project:</b>	Romic Soil Investigation(Romic EPA) - 2081 Bay Road, East Palo Alto, CA		

**ABN Full List**

CAS No.	Surrogate Recoveries	Run# 1	Run# 2	Limits
367-12-4	2-Fluorophenol	73%		20-100%
4165-62-2	Phenol-d5	76%		20-100%
118-79-6	2,4,6-Tribromophenol	79%		30-100%
4165-60-0	Nitrobenzene-d5	75%		20-100%
321-60-8	2-Fluorobiphenyl	73%		20-106%
1718-51-0	Terphenyl-d14	105%		55-130%

(a) All results reported on wet weight basis.

ND = Not detected      MDL - Method Detection Limit  
 RL = Reporting Limit  
 E = Indicates value exceeds calibration range

J = Indicates an estimated value  
 B = Indicates analyte found in associated method blank  
 N = Indicates presumptive evidence of a compound

## Report of Analysis

<b>Client Sample ID:</b>	S26-0.8	<b>Date Sampled:</b>	07/21/11
<b>Lab Sample ID:</b>	C17127-29	<b>Date Received:</b>	07/22/11
<b>Matrix:</b>	SO - Soil	<b>Percent Solids:</b>	n/a <sup>a</sup>
<b>Method:</b>	SW846 8015B	<b>Project:</b> Romc Soil Investigation(Romc EPA) - 2081 Bay Road,East Palo Alto,CA	

Run #	File ID	DF	Analyzed	By	Prep Date	Prep Batch	Analytical Batch
Run #1	JK21592.D	1	08/03/11	TT	n/a	n/a	GJK889
Run #2							

Run #	Initial Weight
Run #1	5.02 g
Run #2	

### TPH Volatiles

CAS No.	Compound	Result	RL	MDL	Units	Q
	TPH-GRO (C6-C10)	ND	0.10	0.050	mg/kg	
CAS No.	Surrogate Recoveries	Run# 1	Run# 2	Limits		
98-08-8	aaa-Trifluorotoluene	89%		60-157%		

(a) All results reported on wet weight basis.

ND = Not detected      MDL - Method Detection Limit  
 RL = Reporting Limit  
 E = Indicates value exceeds calibration range

J = Indicates an estimated value  
 B = Indicates analyte found in associated method blank  
 N = Indicates presumptive evidence of a compound

## Report of Analysis

<b>Client Sample ID:</b>	S26-0.8	<b>Date Sampled:</b>	07/21/11
<b>Lab Sample ID:</b>	C17127-29	<b>Date Received:</b>	07/22/11
<b>Matrix:</b>	SO - Soil	<b>Percent Solids:</b>	n/a <sup>a</sup>
<b>Method:</b>	SW846 8081A SW846 3545A	<b>Project:</b> Romic Soil Investigation(Romic EPA) - 2081 Bay Road, East Palo Alto, CA	

Run #	File ID	DF	Analyzed	By	Prep Date	Prep Batch	Analytical Batch
Run #1	OO22995.D	1	07/31/11	RV	07/25/11	OP4294	G00733
Run #2							

Run #	Initial Weight	Final Volume
Run #1	10.1 g	10.0 ml
Run #2		

## Pesticide PPL List

CAS No.	Compound	Result	RL	MDL	Units	Q
309-00-2	Aldrin	ND	25	9.9	ug/kg	
319-84-6	alpha-BHC	ND	25	11	ug/kg	
319-85-7	beta-BHC	ND	25	3.5	ug/kg	
319-86-8	delta-BHC	ND	25	3.5	ug/kg	
58-89-9	gamma-BHC (Lindane)	ND	25	7.4	ug/kg	
12789-03-6	Chlordane	ND	99	99	ug/kg	
60-57-1	Dieldrin	ND	25	3.0	ug/kg	
72-54-8	4,4' -DDD	ND	25	3.5	ug/kg	
72-55-9	4,4' -DDE	ND	25	3.0	ug/kg	
50-29-3	4,4' -DDT	ND	25	3.0	ug/kg	
72-20-8	Endrin	ND	25	3.0	ug/kg	
7421-93-4	Endrin aldehyde	ND	25	5.9	ug/kg	
959-98-8	Endosulfan-I	ND	25	3.5	ug/kg	
33213-65-9	Endosulfan-II	ND	25	3.5	ug/kg	
1031-07-8	Endosulfan sulfate	ND	25	7.9	ug/kg	
76-44-8	Heptachlor	ND	25	5.9	ug/kg	
1024-57-3	Heptachlor epoxide	ND	25	4.0	ug/kg	
72-43-5	Methoxychlor	ND	25	3.5	ug/kg	
8001-35-2	Toxaphene	ND	99	99	ug/kg	

CAS No.	Surrogate Recoveries	Run# 1	Run# 2	Limits
877-09-8	Tetrachloro-m-xylene	55%		35-132%
877-09-8	Tetrachloro-m-xylene	65%		35-132%
2051-24-3	Decachlorobiphenyl	68%		35-132%
2051-24-3	Decachlorobiphenyl	80%		35-132%

(a) All results reported on wet weight basis.

ND = Not detected      MDL - Method Detection Limit  
 RL = Reporting Limit  
 E = Indicates value exceeds calibration range

J = Indicates an estimated value  
 B = Indicates analyte found in associated method blank  
 N = Indicates presumptive evidence of a compound



## Report of Analysis

<b>Client Sample ID:</b>	S26-0.8	<b>Date Sampled:</b>	07/21/11
<b>Lab Sample ID:</b>	C17127-29	<b>Date Received:</b>	07/22/11
<b>Matrix:</b>	SO - Soil	<b>Percent Solids:</b>	n/a <sup>a</sup>
<b>Method:</b>	SW846 8082 SW846 3545A	<b>Project:</b> Romic Soil Investigation(Romic EPA) - 2081 Bay Road, East Palo Alto, CA	

Run #	File ID	DF	Analyzed	By	Prep Date	Prep Batch	Analytical Batch
Run #1	PP20472.D	1	07/27/11	RV	07/25/11	OP4295	GPP692
Run #2							

Run #	Initial Weight	Final Volume
Run #1	10.1 g	10.0 ml
Run #2		

## PCB List

CAS No.	Compound	Result	RL	MDL	Units	Q
12674-11-2	Aroclor 1016	ND	99	17	ug/kg	
11104-28-2	Aroclor 1221	ND	99	50	ug/kg	
11141-16-5	Aroclor 1232	ND	99	50	ug/kg	
53469-21-9	Aroclor 1242	ND	99	50	ug/kg	
12672-29-6	Aroclor 1248	ND	99	50	ug/kg	
11097-69-1	Aroclor 1254	ND	99	50	ug/kg	
11096-82-5	Aroclor 1260	ND	99	20	ug/kg	

CAS No.	Surrogate Recoveries	Run# 1	Run# 2	Limits
877-09-8	Tetrachloro-m-xylene	67%		45-108%
877-09-8	Tetrachloro-m-xylene	68%		45-108%
2051-24-3	Decachlorobiphenyl	87%		54-121%
2051-24-3	Decachlorobiphenyl	80%		54-121%

(a) All results reported on wet weight basis.

ND = Not detected      MDL - Method Detection Limit  
 RL = Reporting Limit  
 E = Indicates value exceeds calibration range

J = Indicates an estimated value  
 B = Indicates analyte found in associated method blank  
 N = Indicates presumptive evidence of a compound

## Report of Analysis

<b>Client Sample ID:</b> S26-0.8		<b>Date Sampled:</b> 07/21/11
<b>Lab Sample ID:</b> C17127-29		<b>Date Received:</b> 07/22/11
<b>Matrix:</b> SO - Soil		<b>Percent Solids:</b> n/a <sup>a</sup>
<b>Method:</b> SW846 8015B M SW846 3545A		
<b>Project:</b> Romic Soil Investigation(Romic EPA) - 2081 Bay Road, East Palo Alto, CA		

	File ID	DF	Analyzed	By	Prep Date	Prep Batch	Analytical Batch
Run #1	GG27208.D	1	07/27/11	JH	07/26/11	OP4309	GGG730
Run #2							

	Initial Weight	Final Volume
Run #1	10.2 g	1.0 ml
Run #2		

### TPH Extractable w/ Silica Gel Cleanup

CAS No.	Compound	Result	RL	MDL	Units	Q
	TPH (C10-C28)	ND	9.8	4.9	mg/kg	
	TPH (> C28-C40)	ND	20	9.8	mg/kg	

CAS No.	Surrogate Recoveries	Run# 1	Run# 2	Limits
630-01-3	Hexacosane	59%		45-140%

(a) All results reported on wet weight basis.

ND = Not detected      MDL - Method Detection Limit  
 RL = Reporting Limit

J = Indicates an estimated value  
 B = Indicates analyte found in associated method blank  
 N = Indicates presumptive evidence of a compound

## Report of Analysis

<b>Client Sample ID:</b> S26-0.8	<b>Date Sampled:</b> 07/21/11
<b>Lab Sample ID:</b> C17127-29	<b>Date Received:</b> 07/22/11
<b>Matrix:</b> SO - Soil	<b>Percent Solids:</b> n/a <sup>a</sup>
<b>Project:</b> Romic Soil Investigation(Romic EPA) - 2081 Bay Road, East Palo Alto, CA	

### Metals Analysis

Analyte	Result	RL	Units	DF	Prep	Analyzed By	Method	Prep Method
Antimony <sup>b</sup>	< 3.6	3.6	mg/kg	2	07/25/11	07/29/11 RS	SW846 6010B <sup>2</sup>	SW846 3050B <sup>4</sup>
Arsenic <sup>b</sup>	< 3.6	3.6	mg/kg	2	07/25/11	07/29/11 RS	SW846 6010B <sup>2</sup>	SW846 3050B <sup>4</sup>
Barium	20.9	18	mg/kg	1	07/25/11	07/27/11 DQ	SW846 6010B <sup>1</sup>	SW846 3050B <sup>4</sup>
Beryllium <sup>b</sup>	< 1.8	1.8	mg/kg	2	07/25/11	07/29/11 RS	SW846 6010B <sup>2</sup>	SW846 3050B <sup>4</sup>
Cadmium	< 0.91	0.91	mg/kg	1	07/25/11	07/27/11 DQ	SW846 6010B <sup>1</sup>	SW846 3050B <sup>4</sup>
Chromium <sup>b</sup>	27.0	1.8	mg/kg	2	07/25/11	07/29/11 RS	SW846 6010B <sup>2</sup>	SW846 3050B <sup>4</sup>
Cobalt <sup>b</sup>	21.6	1.8	mg/kg	2	07/25/11	07/29/11 RS	SW846 6010B <sup>2</sup>	SW846 3050B <sup>4</sup>
Copper <sup>b</sup>	61.3	4.5	mg/kg	2	07/25/11	07/29/11 RS	SW846 6010B <sup>2</sup>	SW846 3050B <sup>4</sup>
Lead <sup>b</sup>	< 3.6	3.6	mg/kg	2	07/25/11	07/29/11 RS	SW846 6010B <sup>2</sup>	SW846 3050B <sup>4</sup>
Mercury	0.044	0.037	mg/kg	1	07/27/11	07/30/11 PH	SW846 7471A <sup>3</sup>	SW846 7471A <sup>5</sup>
Molybdenum <sup>b</sup>	< 3.6	3.6	mg/kg	2	07/25/11	07/29/11 RS	SW846 6010B <sup>2</sup>	SW846 3050B <sup>4</sup>
Nickel <sup>b</sup>	28.9	1.8	mg/kg	2	07/25/11	07/29/11 RS	SW846 6010B <sup>2</sup>	SW846 3050B <sup>4</sup>
Selenium <sup>b</sup>	< 3.6	3.6	mg/kg	2	07/25/11	07/29/11 RS	SW846 6010B <sup>2</sup>	SW846 3050B <sup>4</sup>
Silver <sup>b</sup>	< 1.8	1.8	mg/kg	2	07/25/11	07/29/11 RS	SW846 6010B <sup>2</sup>	SW846 3050B <sup>4</sup>
Thallium <sup>b</sup>	< 18	18	mg/kg	10	07/25/11	07/29/11 RS	SW846 6010B <sup>2</sup>	SW846 3050B <sup>4</sup>
Vanadium <sup>b</sup>	138	1.8	mg/kg	2	07/25/11	07/29/11 RS	SW846 6010B <sup>2</sup>	SW846 3050B <sup>4</sup>
Zinc <sup>b</sup>	70.0	3.6	mg/kg	2	07/25/11	07/29/11 RS	SW846 6010B <sup>2</sup>	SW846 3050B <sup>4</sup>

- (1) Instrument QC Batch: MA2008
- (2) Instrument QC Batch: MA2013
- (3) Instrument QC Batch: MA2017
- (4) Prep QC Batch: MP3763
- (5) Prep QC Batch: MP3771

- (a) All results reported on wet weight basis.
- (b) Elevated reporting limit(s) due to matrix interference and/or dilution required for high interfering element.

RL = Reporting Limit

## Report of Analysis

<b>Client Sample ID:</b>	S26-3.3	<b>Date Sampled:</b>	07/21/11
<b>Lab Sample ID:</b>	C17127-30	<b>Date Received:</b>	07/22/11
<b>Matrix:</b>	SO - Soil	<b>Percent Solids:</b>	n/a <sup>a</sup>
<b>Method:</b>	SW846 8260B	<b>Project:</b> Romic Soil Investigation(Romic EPA) - 2081 Bay Road, East Palo Alto, CA	

Run #1	File ID	DF	Analyzed	By	Prep Date	Prep Batch	Analytical Batch
Run #1	M26241.D	1	08/04/11	TN	n/a	n/a	VM835
Run #2							

Run #1	Initial Weight
Run #1	7.33 g
Run #2	

## VOA 8260 List

CAS No.	Compound	Result	RL	MDL	Units	Q
67-64-1	Acetone	ND	68	14	ug/kg	
71-43-2	Benzene	ND	3.4	1.0	ug/kg	
108-86-1	Bromobenzene	ND	3.4	1.0	ug/kg	
74-97-5	Bromochloromethane	ND	3.4	1.0	ug/kg	
75-27-4	Bromodichloromethane	ND	3.4	0.68	ug/kg	
75-25-2	Bromoform	ND	3.4	0.68	ug/kg	
104-51-8	n-Butylbenzene	ND	3.4	1.0	ug/kg	
135-98-8	sec-Butylbenzene	ND	3.4	1.0	ug/kg	
98-06-6	tert-Butylbenzene	ND	3.4	1.0	ug/kg	
108-90-7	Chlorobenzene	ND	3.4	1.0	ug/kg	
75-00-3	Chloroethane	ND	3.4	1.0	ug/kg	
67-66-3	Chloroform	ND	3.4	1.0	ug/kg	
95-49-8	o-Chlorotoluene	ND	3.4	1.0	ug/kg	
106-43-4	p-Chlorotoluene	ND	3.4	1.0	ug/kg	
56-23-5	Carbon tetrachloride	ND	3.4	0.68	ug/kg	
75-34-3	1,1-Dichloroethane	ND	3.4	0.68	ug/kg	
75-35-4	1,1-Dichloroethylene	ND	3.4	1.0	ug/kg	
563-58-6	1,1-Dichloropropene	ND	3.4	1.0	ug/kg	
96-12-8	1,2-Dibromo-3-chloropropane	ND	3.4	0.68	ug/kg	
106-93-4	1,2-Dibromoethane	ND	3.4	0.68	ug/kg	
107-06-2	1,2-Dichloroethane	ND	3.4	1.0	ug/kg	
78-87-5	1,2-Dichloropropane	ND	3.4	1.0	ug/kg	
142-28-9	1,3-Dichloropropane	ND	3.4	1.0	ug/kg	
108-20-3	Di-Isopropyl ether	ND	3.4	1.0	ug/kg	
594-20-7	2,2-Dichloropropane	ND	3.4	1.0	ug/kg	
124-48-1	Dibromochloromethane	ND	3.4	0.68	ug/kg	
75-71-8	Dichlorodifluoromethane	ND	3.4	0.68	ug/kg	
156-59-2	cis-1,2-Dichloroethylene	ND	3.4	1.0	ug/kg	
10061-01-5	cis-1,3-Dichloropropene	ND	3.4	1.0	ug/kg	
541-73-1	m-Dichlorobenzene	ND	3.4	1.0	ug/kg	
95-50-1	o-Dichlorobenzene	ND	3.4	1.0	ug/kg	
106-46-7	p-Dichlorobenzene	ND	3.4	1.0	ug/kg	

ND = Not detected MDL - Method Detection Limit

RL = Reporting Limit

E = Indicates value exceeds calibration range

J = Indicates an estimated value

B = Indicates analyte found in associated method blank

N = Indicates presumptive evidence of a compound

## Report of Analysis

<b>Client Sample ID:</b>	S26-3.3	<b>Date Sampled:</b>	07/21/11
<b>Lab Sample ID:</b>	C17127-30	<b>Date Received:</b>	07/22/11
<b>Matrix:</b>	SO - Soil	<b>Percent Solids:</b>	n/a <sup>a</sup>
<b>Method:</b>	SW846 8260B		
<b>Project:</b>	Romic Soil Investigation(Romic EPA) - 2081 Bay Road, East Palo Alto, CA		

## VOA 8260 List

CAS No.	Compound	Result	RL	MDL	Units	Q
156-60-5	trans-1,2-Dichloroethylene	ND	3.4	1.0	ug/kg	
10061-02-6	trans-1,3-Dichloropropene	ND	3.4	1.0	ug/kg	
100-41-4	Ethylbenzene	ND	3.4	1.0	ug/kg	
637-92-3	Ethyl tert-Butyl Ether	ND	3.4	1.0	ug/kg	
591-78-6	2-Hexanone	ND	27	3.4	ug/kg	
87-68-3	Hexachlorobutadiene	ND	3.4	0.68	ug/kg	
98-82-8	Isopropylbenzene	ND	3.4	1.0	ug/kg	
99-87-6	p-Isopropyltoluene	ND	3.4	1.0	ug/kg	
108-10-1	4-Methyl-2-pentanone	ND	27	10	ug/kg	
74-83-9	Methyl bromide	ND	3.4	1.7	ug/kg	
74-87-3	Methyl chloride	ND	3.4	1.0	ug/kg	
74-95-3	Methylene bromide	ND	3.4	1.7	ug/kg	
75-09-2	Methylene chloride	ND	17	11	ug/kg	
78-93-3	Methyl ethyl ketone	ND	27	8.2	ug/kg	
1634-04-4	Methyl Tert Butyl Ether	ND	3.4	0.68	ug/kg	
91-20-3	Naphthalene	ND	3.4	1.0	ug/kg	
103-65-1	n-Propylbenzene	ND	3.4	1.0	ug/kg	
100-42-5	Styrene	ND	3.4	0.68	ug/kg	
994-05-8	Tert-Amyl Methyl Ether	ND	3.4	0.82	ug/kg	
75-65-0	Tert Butyl Alcohol	ND	27	6.8	ug/kg	
630-20-6	1,1,1,2-Tetrachloroethane	ND	3.4	0.68	ug/kg	
71-55-6	1,1,1-Trichloroethane	ND	3.4	1.0	ug/kg	
79-34-5	1,1,2,2-Tetrachloroethane	ND	3.4	0.68	ug/kg	
79-00-5	1,1,2-Trichloroethane	ND	3.4	0.68	ug/kg	
87-61-6	1,2,3-Trichlorobenzene	ND	3.4	1.0	ug/kg	
96-18-4	1,2,3-Trichloropropane	ND	3.4	1.0	ug/kg	
120-82-1	1,2,4-Trichlorobenzene	ND	3.4	1.0	ug/kg	
95-63-6	1,2,4-Trimethylbenzene	ND	3.4	1.0	ug/kg	
108-67-8	1,3,5-Trimethylbenzene	ND	3.4	1.0	ug/kg	
127-18-4	Tetrachloroethylene	ND	3.4	2.4	ug/kg	
108-88-3	Toluene	ND	3.4	1.0	ug/kg	
79-01-6	Trichloroethylene	ND	3.4	0.68	ug/kg	
75-69-4	Trichlorofluoromethane	ND	3.4	0.82	ug/kg	
75-01-4	Vinyl chloride	ND	3.4	1.7	ug/kg	
1330-20-7	Xylene (total)	ND	6.8	2.7	ug/kg	

CAS No.	Surrogate Recoveries	Run# 1	Run# 2	Limits
1868-53-7	Dibromofluoromethane	93%		60-130%
2037-26-5	Toluene-D8	103%		60-130%

ND = Not detected MDL - Method Detection Limit

RL = Reporting Limit

E = Indicates value exceeds calibration range

J = Indicates an estimated value

B = Indicates analyte found in associated method blank

N = Indicates presumptive evidence of a compound

## Report of Analysis

<b>Client Sample ID:</b>	S26-3.3	<b>Date Sampled:</b>	07/21/11
<b>Lab Sample ID:</b>	C17127-30	<b>Date Received:</b>	07/22/11
<b>Matrix:</b>	SO - Soil	<b>Percent Solids:</b>	n/a <sup>a</sup>
<b>Method:</b>	SW846 8260B	<b>Project:</b> Romic Soil Investigation(Romic EPA) - 2081 Bay Road, East Palo Alto, CA	

### VOA 8260 List

CAS No.	Surrogate Recoveries	Run# 1	Run# 2	Limits
460-00-4	4-Bromofluorobenzene	97%		60-130%

(a) All results reported on wet weight basis.

ND = Not detected      MDL - Method Detection Limit  
 RL = Reporting Limit  
 E = Indicates value exceeds calibration range

J = Indicates an estimated value  
 B = Indicates analyte found in associated method blank  
 N = Indicates presumptive evidence of a compound

## Report of Analysis

<b>Client Sample ID:</b>	S26-6.3	<b>Date Sampled:</b>	07/21/11
<b>Lab Sample ID:</b>	C17127-31	<b>Date Received:</b>	07/22/11
<b>Matrix:</b>	SO - Soil	<b>Percent Solids:</b>	n/a <sup>a</sup>
<b>Method:</b>	SW846 8260B	<b>Project:</b> Romic Soil Investigation(Romic EPA) - 2081 Bay Road, East Palo Alto, CA	

Run #	File ID	DF	Analyzed	By	Prep Date	Prep Batch	Analytical Batch
Run #1	M26242.D	1	08/04/11	TN	n/a	n/a	VM835
Run #2							

Run #	Initial Weight
Run #1	7.01 g
Run #2	

## VOA 8260 List

CAS No.	Compound	Result	RL	MDL	Units	Q
67-64-1	Acetone	ND	71	14	ug/kg	
71-43-2	Benzene	ND	3.6	1.1	ug/kg	
108-86-1	Bromobenzene	ND	3.6	1.1	ug/kg	
74-97-5	Bromochloromethane	ND	3.6	1.1	ug/kg	
75-27-4	Bromodichloromethane	ND	3.6	0.71	ug/kg	
75-25-2	Bromoform	ND	3.6	0.71	ug/kg	
104-51-8	n-Butylbenzene	ND	3.6	1.1	ug/kg	
135-98-8	sec-Butylbenzene	ND	3.6	1.1	ug/kg	
98-06-6	tert-Butylbenzene	ND	3.6	1.1	ug/kg	
108-90-7	Chlorobenzene	ND	3.6	1.1	ug/kg	
75-00-3	Chloroethane	ND	3.6	1.1	ug/kg	
67-66-3	Chloroform	ND	3.6	1.1	ug/kg	
95-49-8	o-Chlorotoluene	ND	3.6	1.1	ug/kg	
106-43-4	p-Chlorotoluene	ND	3.6	1.1	ug/kg	
56-23-5	Carbon tetrachloride	ND	3.6	0.71	ug/kg	
75-34-3	1,1-Dichloroethane	ND	3.6	0.71	ug/kg	
75-35-4	1,1-Dichloroethylene	ND	3.6	1.1	ug/kg	
563-58-6	1,1-Dichloropropene	ND	3.6	1.1	ug/kg	
96-12-8	1,2-Dibromo-3-chloropropane	ND	3.6	0.71	ug/kg	
106-93-4	1,2-Dibromoethane	ND	3.6	0.71	ug/kg	
107-06-2	1,2-Dichloroethane	ND	3.6	1.1	ug/kg	
78-87-5	1,2-Dichloropropane	ND	3.6	1.1	ug/kg	
142-28-9	1,3-Dichloropropane	ND	3.6	1.1	ug/kg	
108-20-3	Di-Isopropyl ether	ND	3.6	1.1	ug/kg	
594-20-7	2,2-Dichloropropane	ND	3.6	1.1	ug/kg	
124-48-1	Dibromochloromethane	ND	3.6	0.71	ug/kg	
75-71-8	Dichlorodifluoromethane	ND	3.6	0.71	ug/kg	
156-59-2	cis-1,2-Dichloroethylene	9.2	3.6	1.1	ug/kg	
10061-01-5	cis-1,3-Dichloropropene	ND	3.6	1.1	ug/kg	
541-73-1	m-Dichlorobenzene	ND	3.6	1.1	ug/kg	
95-50-1	o-Dichlorobenzene	ND	3.6	1.1	ug/kg	
106-46-7	p-Dichlorobenzene	ND	3.6	1.1	ug/kg	

ND = Not detected MDL - Method Detection Limit

RL = Reporting Limit

E = Indicates value exceeds calibration range

J = Indicates an estimated value

B = Indicates analyte found in associated method blank

N = Indicates presumptive evidence of a compound

## Report of Analysis

<b>Client Sample ID:</b>	S26-6.3	<b>Date Sampled:</b>	07/21/11
<b>Lab Sample ID:</b>	C17127-31	<b>Date Received:</b>	07/22/11
<b>Matrix:</b>	SO - Soil	<b>Percent Solids:</b>	n/a <sup>a</sup>
<b>Method:</b>	SW846 8260B		
<b>Project:</b>	Romic Soil Investigation(Romic EPA) - 2081 Bay Road,East Palo Alto,CA		

## VOA 8260 List

CAS No.	Compound	Result	RL	MDL	Units	Q
156-60-5	trans-1,2-Dichloroethylene	4.6	3.6	1.1	ug/kg	
10061-02-6	trans-1,3-Dichloropropene	ND	3.6	1.1	ug/kg	
100-41-4	Ethylbenzene	ND	3.6	1.1	ug/kg	
637-92-3	Ethyl tert-Butyl Ether	ND	3.6	1.1	ug/kg	
591-78-6	2-Hexanone	ND	29	3.6	ug/kg	
87-68-3	Hexachlorobutadiene	ND	3.6	0.71	ug/kg	
98-82-8	Isopropylbenzene	ND	3.6	1.1	ug/kg	
99-87-6	p-Isopropyltoluene	ND	3.6	1.1	ug/kg	
108-10-1	4-Methyl-2-pentanone	ND	29	11	ug/kg	
74-83-9	Methyl bromide	ND	3.6	1.8	ug/kg	
74-87-3	Methyl chloride	ND	3.6	1.1	ug/kg	
74-95-3	Methylene bromide	ND	3.6	1.8	ug/kg	
75-09-2	Methylene chloride	ND	18	11	ug/kg	
78-93-3	Methyl ethyl ketone	ND	29	8.6	ug/kg	
1634-04-4	Methyl Tert Butyl Ether	ND	3.6	0.71	ug/kg	
91-20-3	Naphthalene	ND	3.6	1.1	ug/kg	
103-65-1	n-Propylbenzene	ND	3.6	1.1	ug/kg	
100-42-5	Styrene	ND	3.6	0.71	ug/kg	
994-05-8	Tert-Amyl Methyl Ether	ND	3.6	0.86	ug/kg	
75-65-0	Tert Butyl Alcohol	ND	29	7.1	ug/kg	
630-20-6	1,1,1,2-Tetrachloroethane	ND	3.6	0.71	ug/kg	
71-55-6	1,1,1-Trichloroethane	ND	3.6	1.1	ug/kg	
79-34-5	1,1,2,2-Tetrachloroethane	ND	3.6	0.71	ug/kg	
79-00-5	1,1,2-Trichloroethane	ND	3.6	0.71	ug/kg	
87-61-6	1,2,3-Trichlorobenzene	ND	3.6	1.1	ug/kg	
96-18-4	1,2,3-Trichloropropane	ND	3.6	1.1	ug/kg	
120-82-1	1,2,4-Trichlorobenzene	ND	3.6	1.1	ug/kg	
95-63-6	1,2,4-Trimethylbenzene	ND	3.6	1.1	ug/kg	
108-67-8	1,3,5-Trimethylbenzene	ND	3.6	1.1	ug/kg	
127-18-4	Tetrachloroethylene	ND	3.6	2.5	ug/kg	
108-88-3	Toluene	ND	3.6	1.1	ug/kg	
79-01-6	Trichloroethylene	4.2	3.6	0.71	ug/kg	
75-69-4	Trichlorofluoromethane	ND	3.6	0.86	ug/kg	
75-01-4	Vinyl chloride	ND	3.6	1.8	ug/kg	
1330-20-7	Xylene (total)	ND	7.1	2.9	ug/kg	

CAS No.	Surrogate Recoveries	Run# 1	Run# 2	Limits
1868-53-7	Dibromofluoromethane	94%		60-130%
2037-26-5	Toluene-D8	103%		60-130%

ND = Not detected MDL - Method Detection Limit

RL = Reporting Limit

E = Indicates value exceeds calibration range

J = Indicates an estimated value

B = Indicates analyte found in associated method blank

N = Indicates presumptive evidence of a compound



## Report of Analysis

<b>Client Sample ID:</b> S26-6.3	
<b>Lab Sample ID:</b> C17127-31	<b>Date Sampled:</b> 07/21/11
<b>Matrix:</b> SO - Soil	<b>Date Received:</b> 07/22/11
<b>Method:</b> SW846 8260B	<b>Percent Solids:</b> n/a <sup>a</sup>
<b>Project:</b> Romic Soil Investigation(Romic EPA) - 2081 Bay Road, East Palo Alto, CA	

### VOA 8260 List

CAS No.	Surrogate Recoveries	Run# 1	Run# 2	Limits
460-00-4	4-Bromofluorobenzene	96%		60-130%

(a) All results reported on wet weight basis.

ND = Not detected      MDL - Method Detection Limit  
 RL = Reporting Limit  
 E = Indicates value exceeds calibration range

J = Indicates an estimated value  
 B = Indicates analyte found in associated method blank  
 N = Indicates presumptive evidence of a compound

## Report of Analysis

<b>Client Sample ID:</b>	V26-0.9	<b>Date Sampled:</b>	07/21/11
<b>Lab Sample ID:</b>	C17127-32	<b>Date Received:</b>	07/22/11
<b>Matrix:</b>	SO - Soil	<b>Percent Solids:</b>	n/a <sup>a</sup>
<b>Method:</b>	SW846 8260B	<b>Project:</b> Romic Soil Investigation(Romic EPA) - 2081 Bay Road, East Palo Alto, CA	

Run #	File ID	DF	Analyzed	By	Prep Date	Prep Batch	Analytical Batch
Run #1	M26243.D	1	08/04/11	TN	n/a	n/a	VM835
Run #2							

Run #	Initial Weight
Run #1	6.61 g
Run #2	

## VOA 8260 List

CAS No.	Compound	Result	RL	MDL	Units	Q
67-64-1	Acetone	20.5	76	15	ug/kg	J
71-43-2	Benzene	ND	3.8	1.1	ug/kg	
108-86-1	Bromobenzene	ND	3.8	1.1	ug/kg	
74-97-5	Bromochloromethane	ND	3.8	1.1	ug/kg	
75-27-4	Bromodichloromethane	ND	3.8	0.76	ug/kg	
75-25-2	Bromoform	ND	3.8	0.76	ug/kg	
104-51-8	n-Butylbenzene	ND	3.8	1.1	ug/kg	
135-98-8	sec-Butylbenzene	ND	3.8	1.1	ug/kg	
98-06-6	tert-Butylbenzene	ND	3.8	1.1	ug/kg	
108-90-7	Chlorobenzene	ND	3.8	1.1	ug/kg	
75-00-3	Chloroethane	ND	3.8	1.1	ug/kg	
67-66-3	Chloroform	ND	3.8	1.1	ug/kg	
95-49-8	o-Chlorotoluene	ND	3.8	1.1	ug/kg	
106-43-4	p-Chlorotoluene	ND	3.8	1.1	ug/kg	
56-23-5	Carbon tetrachloride	ND	3.8	0.76	ug/kg	
75-34-3	1,1-Dichloroethane	ND	3.8	0.76	ug/kg	
75-35-4	1,1-Dichloroethylene	ND	3.8	1.1	ug/kg	
563-58-6	1,1-Dichloropropene	ND	3.8	1.1	ug/kg	
96-12-8	1,2-Dibromo-3-chloropropane	ND	3.8	0.76	ug/kg	
106-93-4	1,2-Dibromoethane	ND	3.8	0.76	ug/kg	
107-06-2	1,2-Dichloroethane	ND	3.8	1.1	ug/kg	
78-87-5	1,2-Dichloropropane	ND	3.8	1.1	ug/kg	
142-28-9	1,3-Dichloropropane	ND	3.8	1.1	ug/kg	
108-20-3	Di-Isopropyl ether	ND	3.8	1.1	ug/kg	
594-20-7	2,2-Dichloropropane	ND	3.8	1.1	ug/kg	
124-48-1	Dibromochloromethane	ND	3.8	0.76	ug/kg	
75-71-8	Dichlorodifluoromethane	ND	3.8	0.76	ug/kg	
156-59-2	cis-1,2-Dichloroethylene	1.8	3.8	1.1	ug/kg	J
10061-01-5	cis-1,3-Dichloropropene	ND	3.8	1.1	ug/kg	
541-73-1	m-Dichlorobenzene	ND	3.8	1.1	ug/kg	
95-50-1	o-Dichlorobenzene	ND	3.8	1.1	ug/kg	
106-46-7	p-Dichlorobenzene	ND	3.8	1.1	ug/kg	

ND = Not detected MDL - Method Detection Limit

RL = Reporting Limit

E = Indicates value exceeds calibration range

J = Indicates an estimated value

B = Indicates analyte found in associated method blank

N = Indicates presumptive evidence of a compound

## Report of Analysis

<b>Client Sample ID:</b>	V26-0.9	<b>Date Sampled:</b>	07/21/11
<b>Lab Sample ID:</b>	C17127-32	<b>Date Received:</b>	07/22/11
<b>Matrix:</b>	SO - Soil	<b>Percent Solids:</b>	n/a <sup>a</sup>
<b>Method:</b>	SW846 8260B	<b>Project:</b> Romic Soil Investigation(Romic EPA) - 2081 Bay Road,East Palo Alto,CA	

## VOA 8260 List

CAS No.	Compound	Result	RL	MDL	Units	Q
156-60-5	trans-1,2-Dichloroethylene	ND	3.8	1.1	ug/kg	
10061-02-6	trans-1,3-Dichloropropene	ND	3.8	1.1	ug/kg	
100-41-4	Ethylbenzene	ND	3.8	1.1	ug/kg	
637-92-3	Ethyl tert-Butyl Ether	ND	3.8	1.1	ug/kg	
591-78-6	2-Hexanone	ND	30	3.8	ug/kg	
87-68-3	Hexachlorobutadiene	ND	3.8	0.76	ug/kg	
98-82-8	Isopropylbenzene	ND	3.8	1.1	ug/kg	
99-87-6	p-Isopropyltoluene	ND	3.8	1.1	ug/kg	
108-10-1	4-Methyl-2-pentanone	ND	30	11	ug/kg	
74-83-9	Methyl bromide	ND	3.8	1.9	ug/kg	
74-87-3	Methyl chloride	ND	3.8	1.1	ug/kg	
74-95-3	Methylene bromide	ND	3.8	1.9	ug/kg	
75-09-2	Methylene chloride	ND	19	12	ug/kg	
78-93-3	Methyl ethyl ketone	ND	30	9.1	ug/kg	
1634-04-4	Methyl Tert Butyl Ether	ND	3.8	0.76	ug/kg	
91-20-3	Naphthalene	ND	3.8	1.1	ug/kg	
103-65-1	n-Propylbenzene	ND	3.8	1.1	ug/kg	
100-42-5	Styrene	ND	3.8	0.76	ug/kg	
994-05-8	Tert-Amyl Methyl Ether	ND	3.8	0.91	ug/kg	
75-65-0	Tert Butyl Alcohol	ND	30	7.6	ug/kg	
630-20-6	1,1,1,2-Tetrachloroethane	ND	3.8	0.76	ug/kg	
71-55-6	1,1,1-Trichloroethane	ND	3.8	1.1	ug/kg	
79-34-5	1,1,2,2-Tetrachloroethane	ND	3.8	0.76	ug/kg	
79-00-5	1,1,2-Trichloroethane	ND	3.8	0.76	ug/kg	
87-61-6	1,2,3-Trichlorobenzene	ND	3.8	1.1	ug/kg	
96-18-4	1,2,3-Trichloropropane	ND	3.8	1.1	ug/kg	
120-82-1	1,2,4-Trichlorobenzene	ND	3.8	1.1	ug/kg	
95-63-6	1,2,4-Trimethylbenzene	ND	3.8	1.1	ug/kg	
108-67-8	1,3,5-Trimethylbenzene	ND	3.8	1.1	ug/kg	
127-18-4	Tetrachloroethylene	ND	3.8	2.6	ug/kg	
108-88-3	Toluene	ND	3.8	1.1	ug/kg	
79-01-6	Trichloroethylene	ND	3.8	0.76	ug/kg	
75-69-4	Trichlorofluoromethane	ND	3.8	0.91	ug/kg	
75-01-4	Vinyl chloride	ND	3.8	1.9	ug/kg	
1330-20-7	Xylene (total)	ND	7.6	3.0	ug/kg	

CAS No.	Surrogate Recoveries	Run# 1	Run# 2	Limits
1868-53-7	Dibromofluoromethane	93%		60-130%
2037-26-5	Toluene-D8	103%		60-130%

ND = Not detected MDL - Method Detection Limit

RL = Reporting Limit

E = Indicates value exceeds calibration range

J = Indicates an estimated value

B = Indicates analyte found in associated method blank

N = Indicates presumptive evidence of a compound

## Report of Analysis

<b>Client Sample ID:</b>	V26-0.9	<b>Date Sampled:</b>	07/21/11
<b>Lab Sample ID:</b>	C17127-32	<b>Date Received:</b>	07/22/11
<b>Matrix:</b>	SO - Soil	<b>Percent Solids:</b>	n/a <sup>a</sup>
<b>Method:</b>	SW846 8260B	<b>Project:</b> Romic Soil Investigation(Romic EPA) - 2081 Bay Road, East Palo Alto, CA	

### VOA 8260 List

CAS No.	Surrogate Recoveries	Run# 1	Run# 2	Limits
460-00-4	4-Bromofluorobenzene	97%		60-130%

(a) All results reported on wet weight basis.

ND = Not detected      MDL - Method Detection Limit  
 RL = Reporting Limit  
 E = Indicates value exceeds calibration range

J = Indicates an estimated value  
 B = Indicates analyte found in associated method blank  
 N = Indicates presumptive evidence of a compound

## Report of Analysis

<b>Client Sample ID:</b>	V26-0.9	<b>Date Sampled:</b>	07/21/11
<b>Lab Sample ID:</b>	C17127-32	<b>Date Received:</b>	07/22/11
<b>Matrix:</b>	SO - Soil	<b>Percent Solids:</b>	n/a <sup>a</sup>
<b>Method:</b>	SW846 8270C SW846 3550B	<b>Project:</b> Romic Soil Investigation(Romic EPA) - 2081 Bay Road, East Palo Alto, CA	

Run #1	File ID	DF	Analyzed	By	Prep Date	Prep Batch	Analytical Batch
Run #1	Y9040.D	1	07/27/11	MT	07/26/11	OP4307	EY431
Run #2							

Run #1	Initial Weight	Final Volume
Run #1	10.1 g	1.0 ml
Run #2		

## ABN Full List

CAS No.	Compound	Result	RL	MDL	Units	Q
65-85-0	Benzoic acid	ND	990	880	ug/kg	
95-57-8	2-Chlorophenol	ND	990	670	ug/kg	
59-50-7	4-Chloro-3-methyl phenol	ND	500	420	ug/kg	
120-83-2	2,4-Dichlorophenol	ND	500	140	ug/kg	
105-67-9	2,4-Dimethylphenol	ND	500	150	ug/kg	
51-28-5	2,4-Dinitrophenol	ND	2500	840	ug/kg	
534-52-1	4,6-Dinitro-o-cresol	ND	2000	1000	ug/kg	
95-48-7	2-Methylphenol	ND	500	170	ug/kg	
	3&4-Methylphenol	ND	500	150	ug/kg	
88-75-5	2-Nitrophenol	ND	500	130	ug/kg	
100-02-7	4-Nitrophenol	ND	2000	1200	ug/kg	
87-86-5	Pentachlorophenol	ND	500	420	ug/kg	
108-95-2	Phenol	ND	2000	1300	ug/kg	
95-95-4	2,4,5-Trichlorophenol	ND	500	120	ug/kg	
88-06-2	2,4,6-Trichlorophenol	ND	500	160	ug/kg	
83-32-9	Acenaphthene	ND	990	500	ug/kg	
208-96-8	Acenaphthylene	ND	500	200	ug/kg	
62-53-3	Aniline	ND	500	140	ug/kg	
120-12-7	Anthracene	ND	500	99	ug/kg	
103-33-3	Azobenzene	ND	500	170	ug/kg	
92-87-5	Benzidine	ND	2500	720	ug/kg	
56-55-3	Benzo(a)anthracene	ND	500	69	ug/kg	
50-32-8	Benzo(a)pyrene	ND	500	89	ug/kg	
205-99-2	Benzo(b)fluoranthene	ND	500	59	ug/kg	
191-24-2	Benzo(g,h,i)perylene	ND	500	150	ug/kg	
207-08-9	Benzo(k)fluoranthene	ND	500	120	ug/kg	
101-55-3	4-Bromophenyl phenyl ether	ND	500	150	ug/kg	
85-68-7	Butyl benzyl phthalate	ND	500	110	ug/kg	
100-51-6	Benzyl Alcohol	ND	990	160	ug/kg	
91-58-7	2-Chloronaphthalene	ND	500	180	ug/kg	
106-47-8	4-Chloroaniline	ND	500	140	ug/kg	
86-74-8	Carbazole	ND	500	79	ug/kg	

ND = Not detected MDL - Method Detection Limit

RL = Reporting Limit

E = Indicates value exceeds calibration range

J = Indicates an estimated value

B = Indicates analyte found in associated method blank

N = Indicates presumptive evidence of a compound

## Report of Analysis

<b>Client Sample ID:</b>	V26-0.9	<b>Date Sampled:</b>	07/21/11
<b>Lab Sample ID:</b>	C17127-32	<b>Date Received:</b>	07/22/11
<b>Matrix:</b>	SO - Soil	<b>Percent Solids:</b>	n/a <sup>a</sup>
<b>Method:</b>	SW846 8270C SW846 3550B		
<b>Project:</b>	Romic Soil Investigation(Romic EPA) - 2081 Bay Road, East Palo Alto, CA		

## ABN Full List

CAS No.	Compound	Result	RL	MDL	Units	Q
218-01-9	Chrysene	ND	500	99	ug/kg	
111-91-1	bis(2-Chloroethoxy)methane	ND	500	180	ug/kg	
111-44-4	bis(2-Chloroethyl)ether	ND	500	230	ug/kg	
108-60-1	bis(2-Chloroisopropyl)ether	ND	500	270	ug/kg	
7005-72-3	4-Chlorophenyl phenyl ether	ND	500	190	ug/kg	
95-50-1	1,2-Dichlorobenzene	ND	500	160	ug/kg	
541-73-1	1,3-Dichlorobenzene	ND	500	150	ug/kg	
106-46-7	1,4-Dichlorobenzene	ND	500	420	ug/kg	
121-14-2	2,4-Dinitrotoluene	ND	500	460	ug/kg	
606-20-2	2,6-Dinitrotoluene	ND	990	320	ug/kg	
91-94-1	3,3'-Dichlorobenzidine	ND	2500	140	ug/kg	
53-70-3	Dibenzo(a,h)anthracene	ND	500	130	ug/kg	
132-64-9	Dibenzofuran	ND	500	160	ug/kg	
122-39-4	Diphenylamine	ND	500	120	ug/kg	
84-74-2	Di-n-butyl phthalate	ND	500	99	ug/kg	
117-84-0	Di-n-octyl phthalate	ND	500	130	ug/kg	
84-66-2	Diethyl phthalate	ND	500	170	ug/kg	
131-11-3	Dimethyl phthalate	ND	500	180	ug/kg	
117-81-7	bis(2-Ethylhexyl)phthalate	ND	500	220	ug/kg	
206-44-0	Fluoranthene	ND	500	99	ug/kg	
86-73-7	Fluorene	ND	500	180	ug/kg	
118-74-1	Hexachlorobenzene	ND	500	130	ug/kg	
87-68-3	Hexachlorobutadiene	ND	500	190	ug/kg	
77-47-4	Hexachlorocyclopentadiene	ND	500	140	ug/kg	
67-72-1	Hexachloroethane	ND	500	160	ug/kg	
193-39-5	Indeno(1,2,3-cd)pyrene	ND	500	140	ug/kg	
78-59-1	Isophorone	ND	500	170	ug/kg	
90-12-0	1-Methylnaphthalene	ND	500	160	ug/kg	
91-57-6	2-Methylnaphthalene	ND	500	160	ug/kg	
88-74-4	2-Nitroaniline	ND	500	120	ug/kg	
99-09-2	3-Nitroaniline	ND	500	120	ug/kg	
100-01-6	4-Nitroaniline	ND	500	300	ug/kg	
91-20-3	Naphthalene	ND	500	170	ug/kg	
98-95-3	Nitrobenzene	ND	500	160	ug/kg	
62-75-9	N-Nitrosodimethylamine	ND	5000	2200	ug/kg	
621-64-7	N-Nitroso-di-n-propylamine	ND	990	540	ug/kg	
85-01-8	Phenanthrene	ND	500	110	ug/kg	
129-00-0	Pyrene	ND	990	670	ug/kg	
110-86-1	Pyridine	ND	2000	220	ug/kg	
120-82-1	1,2,4-Trichlorobenzene	ND	500	340	ug/kg	

ND = Not detected MDL - Method Detection Limit

RL = Reporting Limit

E = Indicates value exceeds calibration range

J = Indicates an estimated value

B = Indicates analyte found in associated method blank

N = Indicates presumptive evidence of a compound

## Report of Analysis

<b>Client Sample ID:</b>	V26-0.9	<b>Date Sampled:</b>	07/21/11
<b>Lab Sample ID:</b>	C17127-32	<b>Date Received:</b>	07/22/11
<b>Matrix:</b>	SO - Soil	<b>Percent Solids:</b>	n/a <sup>a</sup>
<b>Method:</b>	SW846 8270C SW846 3550B		
<b>Project:</b>	Romic Soil Investigation(Romic EPA) - 2081 Bay Road, East Palo Alto, CA		

## ABN Full List

CAS No.	Surrogate Recoveries	Run# 1	Run# 2	Limits
367-12-4	2-Fluorophenol	62%		20-100%
4165-62-2	Phenol-d5	66%		20-100%
118-79-6	2,4,6-Tribromophenol	81%		30-100%
4165-60-0	Nitrobenzene-d5	62%		20-100%
321-60-8	2-Fluorobiphenyl	64%		20-106%
1718-51-0	Terphenyl-d14	104%		55-130%

(a) All results reported on wet weight basis.

ND = Not detected      MDL - Method Detection Limit  
 RL = Reporting Limit  
 E = Indicates value exceeds calibration range

J = Indicates an estimated value  
 B = Indicates analyte found in associated method blank  
 N = Indicates presumptive evidence of a compound

## Report of Analysis

<b>Client Sample ID:</b> V26-0.9		<b>Date Sampled:</b> 07/21/11
<b>Lab Sample ID:</b> C17127-32		<b>Date Received:</b> 07/22/11
<b>Matrix:</b> SO - Soil		<b>Percent Solids:</b> n/a <sup>a</sup>
<b>Method:</b> SW846 8015B		
<b>Project:</b> Romic Soil Investigation(Romic EPA) - 2081 Bay Road, East Palo Alto, CA		

Run #	File ID	DF	Analyzed	By	Prep Date	Prep Batch	Analytical Batch
Run #1	JK21593.D	1	08/03/11	TT	n/a	n/a	GJK889
Run #2							

Run #	Initial Weight
Run #1	5.16 g
Run #2	

**TPH Volatiles**

CAS No.	Compound	Result	RL	MDL	Units	Q
	TPH-GRO (C6-C10)	ND	0.097	0.048	mg/kg	
CAS No.	Surrogate Recoveries	Run# 1	Run# 2	Limits		
98-08-8	aaa-Trifluorotoluene	82%		60-157%		

(a) All results reported on wet weight basis.

ND = Not detected      MDL - Method Detection Limit  
 RL = Reporting Limit  
 E = Indicates value exceeds calibration range

J = Indicates an estimated value  
 B = Indicates analyte found in associated method blank  
 N = Indicates presumptive evidence of a compound



## Report of Analysis

<b>Client Sample ID:</b>	V26-0.9	<b>Date Sampled:</b>	07/21/11
<b>Lab Sample ID:</b>	C17127-32	<b>Date Received:</b>	07/22/11
<b>Matrix:</b>	SO - Soil	<b>Percent Solids:</b>	n/a <sup>a</sup>
<b>Method:</b>	SW846 8081A SW846 3545A	<b>Project:</b> Romic Soil Investigation(Romic EPA) - 2081 Bay Road, East Palo Alto, CA	

Run #1	File ID	DF	Analyzed	By	Prep Date	Prep Batch	Analytical Batch
Run #1	OO22996.D	1	07/31/11	RV	07/25/11	OP4294	G00733
Run #2							

Run #1	Initial Weight	Final Volume
Run #1	10.0 g	10.0 ml
Run #2		

## Pesticide PPL List

CAS No.	Compound	Result	RL	MDL	Units	Q
309-00-2	Aldrin	ND	25	10	ug/kg	
319-84-6	alpha-BHC	ND	25	11	ug/kg	
319-85-7	beta-BHC	ND	25	3.5	ug/kg	
319-86-8	delta-BHC	ND	25	3.5	ug/kg	
58-89-9	gamma-BHC (Lindane)	ND	25	7.5	ug/kg	
12789-03-6	Chlordane	ND	100	100	ug/kg	
60-57-1	Dieldrin	ND	25	3.0	ug/kg	
72-54-8	4,4' -DDD	ND	25	3.5	ug/kg	
72-55-9	4,4' -DDE	ND	25	3.0	ug/kg	
50-29-3	4,4' -DDT	ND	25	3.0	ug/kg	
72-20-8	Endrin	ND	25	3.0	ug/kg	
7421-93-4	Endrin aldehyde	ND	25	6.0	ug/kg	
959-98-8	Endosulfan-I	ND	25	3.5	ug/kg	
33213-65-9	Endosulfan-II	ND	25	3.5	ug/kg	
1031-07-8	Endosulfan sulfate	ND	25	8.0	ug/kg	
76-44-8	Heptachlor	ND	25	6.0	ug/kg	
1024-57-3	Heptachlor epoxide	ND	25	4.0	ug/kg	
72-43-5	Methoxychlor	ND	25	3.5	ug/kg	
8001-35-2	Toxaphene	ND	100	100	ug/kg	

CAS No.	Surrogate Recoveries	Run# 1	Run# 2	Limits
877-09-8	Tetrachloro-m-xylene	50%		35-132%
877-09-8	Tetrachloro-m-xylene	58%		35-132%
2051-24-3	Decachlorobiphenyl	65%		35-132%
2051-24-3	Decachlorobiphenyl	72%		35-132%

(a) All results reported on wet weight basis.

ND = Not detected      MDL - Method Detection Limit  
 RL = Reporting Limit  
 E = Indicates value exceeds calibration range

J = Indicates an estimated value  
 B = Indicates analyte found in associated method blank  
 N = Indicates presumptive evidence of a compound

## Report of Analysis

<b>Client Sample ID:</b> V26-0.9		<b>Date Sampled:</b> 07/21/11
<b>Lab Sample ID:</b> C17127-32		<b>Date Received:</b> 07/22/11
<b>Matrix:</b> SO - Soil		<b>Percent Solids:</b> n/a <sup>a</sup>
<b>Method:</b> SW846 8082 SW846 3545A		
<b>Project:</b> Romic Soil Investigation(Romic EPA) - 2081 Bay Road, East Palo Alto, CA		

Run #	File ID	DF	Analyzed	By	Prep Date	Prep Batch	Analytical Batch
Run #1	PP20473.D	1	07/27/11	RV	07/25/11	OP4295	GPP692
Run #2							

Run #	Initial Weight	Final Volume
Run #1	10.0 g	10.0 ml
Run #2		

**PCB List**

CAS No.	Compound	Result	RL	MDL	Units	Q
12674-11-2	Aroclor 1016	ND	100	17	ug/kg	
11104-28-2	Aroclor 1221	ND	100	50	ug/kg	
11141-16-5	Aroclor 1232	ND	100	50	ug/kg	
53469-21-9	Aroclor 1242	ND	100	50	ug/kg	
12672-29-6	Aroclor 1248	ND	100	50	ug/kg	
11097-69-1	Aroclor 1254	ND	100	50	ug/kg	
11096-82-5	Aroclor 1260	ND	100	20	ug/kg	

CAS No.	Surrogate Recoveries	Run# 1	Run# 2	Limits
877-09-8	Tetrachloro-m-xylene	60%		45-108%
877-09-8	Tetrachloro-m-xylene	62%		45-108%
2051-24-3	Decachlorobiphenyl	83%		54-121%
2051-24-3	Decachlorobiphenyl	75%		54-121%

(a) All results reported on wet weight basis.

ND = Not detected      MDL - Method Detection Limit  
 RL = Reporting Limit  
 E = Indicates value exceeds calibration range

J = Indicates an estimated value  
 B = Indicates analyte found in associated method blank  
 N = Indicates presumptive evidence of a compound

## Report of Analysis

<b>Client Sample ID:</b> V26-0.9	
<b>Lab Sample ID:</b> C17127-32	<b>Date Sampled:</b> 07/21/11
<b>Matrix:</b> SO - Soil	<b>Date Received:</b> 07/22/11
<b>Method:</b> SW846 8015B M SW846 3545A	<b>Percent Solids:</b> n/a <sup>a</sup>
<b>Project:</b> Romic Soil Investigation(Romic EPA) - 2081 Bay Road, East Palo Alto, CA	

	File ID	DF	Analyzed	By	Prep Date	Prep Batch	Analytical Batch
Run #1	GG27209.D	1	07/27/11	JH	07/26/11	OP4309	GGG730
Run #2							

	Initial Weight	Final Volume
Run #1	10.0 g	1.0 ml
Run #2		

### TPH Extractable w/ Silica Gel Cleanup

CAS No.	Compound	Result	RL	MDL	Units	Q
	TPH (C10-C28)	7.33	10	5.0	mg/kg	J
	TPH (> C28-C40)	19.8	20	10	mg/kg	J

CAS No.	Surrogate Recoveries	Run# 1	Run# 2	Limits
630-01-3	Hexacosane	72%		45-140%

(a) All results reported on wet weight basis.

ND = Not detected      MDL - Method Detection Limit  
 RL = Reporting Limit  
 E = Indicates value exceeds calibration range

J = Indicates an estimated value  
 B = Indicates analyte found in associated method blank  
 N = Indicates presumptive evidence of a compound

## Report of Analysis

<b>Client Sample ID:</b>	V26-0.9	<b>Date Sampled:</b>	07/21/11
<b>Lab Sample ID:</b>	C17127-32	<b>Date Received:</b>	07/22/11
<b>Matrix:</b>	SO - Soil	<b>Percent Solids:</b>	n/a <sup>a</sup>
<b>Project:</b>	Romic Soil Investigation(Romic EPA) - 2081 Bay Road, East Palo Alto, CA		

## Metals Analysis

Analyte	Result	RL	Units	DF	Prep	Analyzed By	Method	Prep Method
Antimony <sup>b</sup>	< 18	18	mg/kg	10	07/25/11	07/29/11 RS	SW846 6010B <sup>2</sup>	SW846 3050B <sup>4</sup>
Arsenic <sup>b</sup>	< 18	18	mg/kg	10	07/25/11	07/29/11 RS	SW846 6010B <sup>2</sup>	SW846 3050B <sup>4</sup>
Barium	36.7	18	mg/kg	1	07/25/11	07/27/11 DQ	SW846 6010B <sup>1</sup>	SW846 3050B <sup>4</sup>
Beryllium <sup>b</sup>	< 8.8	8.8	mg/kg	10	07/25/11	07/29/11 RS	SW846 6010B <sup>2</sup>	SW846 3050B <sup>4</sup>
Cadmium	< 0.88	0.88	mg/kg	1	07/25/11	07/27/11 DQ	SW846 6010B <sup>1</sup>	SW846 3050B <sup>4</sup>
Chromium <sup>b</sup>	42.9	1.8	mg/kg	2	07/25/11	07/29/11 RS	SW846 6010B <sup>2</sup>	SW846 3050B <sup>4</sup>
Cobalt <sup>b</sup>	31.0	8.8	mg/kg	10	07/25/11	07/29/11 RS	SW846 6010B <sup>2</sup>	SW846 3050B <sup>4</sup>
Copper <sup>b</sup>	65.0	4.4	mg/kg	2	07/25/11	07/29/11 RS	SW846 6010B <sup>2</sup>	SW846 3050B <sup>4</sup>
Lead <sup>b</sup>	< 3.5	3.5	mg/kg	2	07/25/11	07/29/11 RS	SW846 6010B <sup>2</sup>	SW846 3050B <sup>4</sup>
Mercury	0.045	0.037	mg/kg	1	07/27/11	07/30/11 PH	SW846 7471A <sup>3</sup>	SW846 7471A <sup>5</sup>
Molybdenum <sup>b</sup>	< 3.5	3.5	mg/kg	2	07/25/11	07/29/11 RS	SW846 6010B <sup>2</sup>	SW846 3050B <sup>4</sup>
Nickel <sup>b</sup>	43.2	1.8	mg/kg	2	07/25/11	07/29/11 RS	SW846 6010B <sup>2</sup>	SW846 3050B <sup>4</sup>
Selenium <sup>b</sup>	< 18	18	mg/kg	10	07/25/11	07/29/11 RS	SW846 6010B <sup>2</sup>	SW846 3050B <sup>4</sup>
Silver <sup>b</sup>	< 3.6	3.6	mg/kg	2	07/25/11	07/29/11 RS	SW846 6010B <sup>2</sup>	SW846 3050B <sup>4</sup>
Thallium <sup>b</sup>	< 22	22	mg/kg	10	07/25/11	07/29/11 RS	SW846 6010B <sup>2</sup>	SW846 3050B <sup>4</sup>
Vanadium <sup>b</sup>	192	8.8	mg/kg	10	07/25/11	07/29/11 RS	SW846 6010B <sup>2</sup>	SW846 3050B <sup>4</sup>
Zinc <sup>b</sup>	90.9	18	mg/kg	10	07/25/11	07/29/11 RS	SW846 6010B <sup>2</sup>	SW846 3050B <sup>4</sup>

- (1) Instrument QC Batch: MA2008  
(2) Instrument QC Batch: MA2013  
(3) Instrument QC Batch: MA2017  
(4) Prep QC Batch: MP3763  
(5) Prep QC Batch: MP3771

- (a) All results reported on wet weight basis.  
(b) Elevated reporting limit(s) due to matrix interference and/or dilution required for high interfering element.

RL = Reporting Limit

## Report of Analysis

<b>Client Sample ID:</b>	V26-3.4	<b>Date Sampled:</b>	07/21/11
<b>Lab Sample ID:</b>	C17127-33	<b>Date Received:</b>	07/22/11
<b>Matrix:</b>	SO - Soil	<b>Percent Solids:</b>	n/a <sup>a</sup>
<b>Method:</b>	SW846 8260B	<b>Project:</b> Romic Soil Investigation(Romic EPA) - 2081 Bay Road, East Palo Alto, CA	

Run #	File ID	DF	Analyzed	By	Prep Date	Prep Batch	Analytical Batch
Run #1	M26244.D	1	08/04/11	TN	n/a	n/a	VM835
Run #2							

Run #	Initial Weight
Run #1	6.46 g
Run #2	

## VOA 8260 List

CAS No.	Compound	Result	RL	MDL	Units	Q
67-64-1	Acetone	ND	77	15	ug/kg	
71-43-2	Benzene	ND	3.9	1.2	ug/kg	
108-86-1	Bromobenzene	ND	3.9	1.2	ug/kg	
74-97-5	Bromochloromethane	ND	3.9	1.2	ug/kg	
75-27-4	Bromodichloromethane	ND	3.9	0.77	ug/kg	
75-25-2	Bromoform	ND	3.9	0.77	ug/kg	
104-51-8	n-Butylbenzene	ND	3.9	1.2	ug/kg	
135-98-8	sec-Butylbenzene	ND	3.9	1.2	ug/kg	
98-06-6	tert-Butylbenzene	ND	3.9	1.2	ug/kg	
108-90-7	Chlorobenzene	ND	3.9	1.2	ug/kg	
75-00-3	Chloroethane	ND	3.9	1.2	ug/kg	
67-66-3	Chloroform	ND	3.9	1.2	ug/kg	
95-49-8	o-Chlorotoluene	ND	3.9	1.2	ug/kg	
106-43-4	p-Chlorotoluene	ND	3.9	1.2	ug/kg	
56-23-5	Carbon tetrachloride	ND	3.9	0.77	ug/kg	
75-34-3	1,1-Dichloroethane	ND	3.9	0.77	ug/kg	
75-35-4	1,1-Dichloroethylene	ND	3.9	1.2	ug/kg	
563-58-6	1,1-Dichloropropene	ND	3.9	1.2	ug/kg	
96-12-8	1,2-Dibromo-3-chloropropane	ND	3.9	0.77	ug/kg	
106-93-4	1,2-Dibromoethane	ND	3.9	0.77	ug/kg	
107-06-2	1,2-Dichloroethane	ND	3.9	1.2	ug/kg	
78-87-5	1,2-Dichloropropane	ND	3.9	1.2	ug/kg	
142-28-9	1,3-Dichloropropane	ND	3.9	1.2	ug/kg	
108-20-3	Di-Isopropyl ether	ND	3.9	1.2	ug/kg	
594-20-7	2,2-Dichloropropane	ND	3.9	1.2	ug/kg	
124-48-1	Dibromochloromethane	ND	3.9	0.77	ug/kg	
75-71-8	Dichlorodifluoromethane	ND	3.9	0.77	ug/kg	
156-59-2	cis-1,2-Dichloroethylene	3.4	3.9	1.2	ug/kg	J
10061-01-5	cis-1,3-Dichloropropene	ND	3.9	1.2	ug/kg	
541-73-1	m-Dichlorobenzene	ND	3.9	1.2	ug/kg	
95-50-1	o-Dichlorobenzene	ND	3.9	1.2	ug/kg	
106-46-7	p-Dichlorobenzene	ND	3.9	1.2	ug/kg	

ND = Not detected MDL - Method Detection Limit

RL = Reporting Limit

E = Indicates value exceeds calibration range

J = Indicates an estimated value

B = Indicates analyte found in associated method blank

N = Indicates presumptive evidence of a compound

## Report of Analysis

<b>Client Sample ID:</b>	V26-3.4	<b>Date Sampled:</b>	07/21/11
<b>Lab Sample ID:</b>	C17127-33	<b>Date Received:</b>	07/22/11
<b>Matrix:</b>	SO - Soil	<b>Percent Solids:</b>	n/a <sup>a</sup>
<b>Method:</b>	SW846 8260B	<b>Project:</b> Romic Soil Investigation(Romic EPA) - 2081 Bay Road,East Palo Alto,CA	

## VOA 8260 List

CAS No.	Compound	Result	RL	MDL	Units	Q
156-60-5	trans-1,2-Dichloroethylene	6.3	3.9	1.2	ug/kg	
10061-02-6	trans-1,3-Dichloropropene	ND	3.9	1.2	ug/kg	
100-41-4	Ethylbenzene	ND	3.9	1.2	ug/kg	
637-92-3	Ethyl tert-Butyl Ether	ND	3.9	1.2	ug/kg	
591-78-6	2-Hexanone	ND	31	3.9	ug/kg	
87-68-3	Hexachlorobutadiene	ND	3.9	0.77	ug/kg	
98-82-8	Isopropylbenzene	ND	3.9	1.2	ug/kg	
99-87-6	p-Isopropyltoluene	ND	3.9	1.2	ug/kg	
108-10-1	4-Methyl-2-pentanone	ND	31	12	ug/kg	
74-83-9	Methyl bromide	ND	3.9	1.9	ug/kg	
74-87-3	Methyl chloride	ND	3.9	1.2	ug/kg	
74-95-3	Methylene bromide	ND	3.9	1.9	ug/kg	
75-09-2	Methylene chloride	ND	19	12	ug/kg	
78-93-3	Methyl ethyl ketone	ND	31	9.3	ug/kg	
1634-04-4	Methyl Tert Butyl Ether	ND	3.9	0.77	ug/kg	
91-20-3	Naphthalene	ND	3.9	1.2	ug/kg	
103-65-1	n-Propylbenzene	ND	3.9	1.2	ug/kg	
100-42-5	Styrene	ND	3.9	0.77	ug/kg	
994-05-8	Tert-Amyl Methyl Ether	ND	3.9	0.93	ug/kg	
75-65-0	Tert Butyl Alcohol	ND	31	7.7	ug/kg	
630-20-6	1,1,1,2-Tetrachloroethane	ND	3.9	0.77	ug/kg	
71-55-6	1,1,1-Trichloroethane	ND	3.9	1.2	ug/kg	
79-34-5	1,1,2,2-Tetrachloroethane	ND	3.9	0.77	ug/kg	
79-00-5	1,1,2-Trichloroethane	ND	3.9	0.77	ug/kg	
87-61-6	1,2,3-Trichlorobenzene	ND	3.9	1.2	ug/kg	
96-18-4	1,2,3-Trichloropropane	ND	3.9	1.2	ug/kg	
120-82-1	1,2,4-Trichlorobenzene	ND	3.9	1.2	ug/kg	
95-63-6	1,2,4-Trimethylbenzene	ND	3.9	1.2	ug/kg	
108-67-8	1,3,5-Trimethylbenzene	ND	3.9	1.2	ug/kg	
127-18-4	Tetrachloroethylene	ND	3.9	2.7	ug/kg	
108-88-3	Toluene	ND	3.9	1.2	ug/kg	
79-01-6	Trichloroethylene	ND	3.9	0.77	ug/kg	
75-69-4	Trichlorofluoromethane	ND	3.9	0.93	ug/kg	
75-01-4	Vinyl chloride	4.7	3.9	1.9	ug/kg	
1330-20-7	Xylene (total)	ND	7.7	3.1	ug/kg	

CAS No.	Surrogate Recoveries	Run# 1	Run# 2	Limits
1868-53-7	Dibromofluoromethane	97%		60-130%
2037-26-5	Toluene-D8	102%		60-130%

ND = Not detected MDL - Method Detection Limit

RL = Reporting Limit

E = Indicates value exceeds calibration range

J = Indicates an estimated value

B = Indicates analyte found in associated method blank

N = Indicates presumptive evidence of a compound

## Report of Analysis

<b>Client Sample ID:</b> V26-3.4		<b>Date Sampled:</b> 07/21/11
<b>Lab Sample ID:</b> C17127-33		<b>Date Received:</b> 07/22/11
<b>Matrix:</b> SO - Soil		<b>Percent Solids:</b> n/a <sup>a</sup>
<b>Method:</b> SW846 8260B		
<b>Project:</b> Romic Soil Investigation(Romic EPA) - 2081 Bay Road, East Palo Alto, CA		

**VOA 8260 List**

CAS No.	Surrogate Recoveries	Run# 1	Run# 2	Limits
460-00-4	4-Bromofluorobenzene	96%		60-130%

(a) All results reported on wet weight basis.

ND = Not detected      MDL - Method Detection Limit  
 RL = Reporting Limit  
 E = Indicates value exceeds calibration range

J = Indicates an estimated value  
 B = Indicates analyte found in associated method blank  
 N = Indicates presumptive evidence of a compound

## Report of Analysis

<b>Client Sample ID:</b>	V26-6.4	<b>Date Sampled:</b>	07/21/11
<b>Lab Sample ID:</b>	C17127-34	<b>Date Received:</b>	07/22/11
<b>Matrix:</b>	SO - Soil	<b>Percent Solids:</b>	n/a <sup>a</sup>
<b>Method:</b>	SW846 8260B	<b>Project:</b> Romic Soil Investigation(Romic EPA) - 2081 Bay Road, East Palo Alto, CA	

Run #	File ID	DF	Analyzed	By	Prep Date	Prep Batch	Analytical Batch
Run #1	M26245.D	1	08/04/11	TN	n/a	n/a	VM835
Run #2							

Run #	Initial Weight
Run #1	7.22 g
Run #2	

## VOA 8260 List

CAS No.	Compound	Result	RL	MDL	Units	Q
67-64-1	Acetone	ND	69	14	ug/kg	
71-43-2	Benzene	ND	3.5	1.0	ug/kg	
108-86-1	Bromobenzene	ND	3.5	1.0	ug/kg	
74-97-5	Bromochloromethane	ND	3.5	1.0	ug/kg	
75-27-4	Bromodichloromethane	ND	3.5	0.69	ug/kg	
75-25-2	Bromoform	ND	3.5	0.69	ug/kg	
104-51-8	n-Butylbenzene	ND	3.5	1.0	ug/kg	
135-98-8	sec-Butylbenzene	ND	3.5	1.0	ug/kg	
98-06-6	tert-Butylbenzene	ND	3.5	1.0	ug/kg	
108-90-7	Chlorobenzene	ND	3.5	1.0	ug/kg	
75-00-3	Chloroethane	ND	3.5	1.0	ug/kg	
67-66-3	Chloroform	ND	3.5	1.0	ug/kg	
95-49-8	o-Chlorotoluene	ND	3.5	1.0	ug/kg	
106-43-4	p-Chlorotoluene	ND	3.5	1.0	ug/kg	
56-23-5	Carbon tetrachloride	ND	3.5	0.69	ug/kg	
75-34-3	1,1-Dichloroethane	ND	3.5	0.69	ug/kg	
75-35-4	1,1-Dichloroethylene	ND	3.5	1.0	ug/kg	
563-58-6	1,1-Dichloropropene	ND	3.5	1.0	ug/kg	
96-12-8	1,2-Dibromo-3-chloropropane	ND	3.5	0.69	ug/kg	
106-93-4	1,2-Dibromoethane	ND	3.5	0.69	ug/kg	
107-06-2	1,2-Dichloroethane	ND	3.5	1.0	ug/kg	
78-87-5	1,2-Dichloropropane	ND	3.5	1.0	ug/kg	
142-28-9	1,3-Dichloropropane	ND	3.5	1.0	ug/kg	
108-20-3	Di-Isopropyl ether	ND	3.5	1.0	ug/kg	
594-20-7	2,2-Dichloropropane	ND	3.5	1.0	ug/kg	
124-48-1	Dibromochloromethane	ND	3.5	0.69	ug/kg	
75-71-8	Dichlorodifluoromethane	ND	3.5	0.69	ug/kg	
156-59-2	cis-1,2-Dichloroethylene	10	3.5	1.0	ug/kg	
10061-01-5	cis-1,3-Dichloropropene	ND	3.5	1.0	ug/kg	
541-73-1	m-Dichlorobenzene	ND	3.5	1.0	ug/kg	
95-50-1	o-Dichlorobenzene	ND	3.5	1.0	ug/kg	
106-46-7	p-Dichlorobenzene	ND	3.5	1.0	ug/kg	

ND = Not detected MDL - Method Detection Limit

RL = Reporting Limit

E = Indicates value exceeds calibration range

J = Indicates an estimated value

B = Indicates analyte found in associated method blank

N = Indicates presumptive evidence of a compound



## Report of Analysis

<b>Client Sample ID:</b>	V26-6.4	<b>Date Sampled:</b>	07/21/11
<b>Lab Sample ID:</b>	C17127-34	<b>Date Received:</b>	07/22/11
<b>Matrix:</b>	SO - Soil	<b>Percent Solids:</b>	n/a <sup>a</sup>
<b>Method:</b>	SW846 8260B		
<b>Project:</b>	Romic Soil Investigation(Romic EPA) - 2081 Bay Road,East Palo Alto,CA		

## VOA 8260 List

CAS No.	Compound	Result	RL	MDL	Units	Q
156-60-5	trans-1,2-Dichloroethylene	39.0	3.5	1.0	ug/kg	
10061-02-6	trans-1,3-Dichloropropene	ND	3.5	1.0	ug/kg	
100-41-4	Ethylbenzene	ND	3.5	1.0	ug/kg	
637-92-3	Ethyl tert-Butyl Ether	ND	3.5	1.0	ug/kg	
591-78-6	2-Hexanone	ND	28	3.5	ug/kg	
87-68-3	Hexachlorobutadiene	ND	3.5	0.69	ug/kg	
98-82-8	Isopropylbenzene	ND	3.5	1.0	ug/kg	
99-87-6	p-Isopropyltoluene	ND	3.5	1.0	ug/kg	
108-10-1	4-Methyl-2-pentanone	ND	28	10	ug/kg	
74-83-9	Methyl bromide	ND	3.5	1.7	ug/kg	
74-87-3	Methyl chloride	ND	3.5	1.0	ug/kg	
74-95-3	Methylene bromide	ND	3.5	1.7	ug/kg	
75-09-2	Methylene chloride	ND	17	11	ug/kg	
78-93-3	Methyl ethyl ketone	ND	28	8.3	ug/kg	
1634-04-4	Methyl Tert Butyl Ether	ND	3.5	0.69	ug/kg	
91-20-3	Naphthalene	ND	3.5	1.0	ug/kg	
103-65-1	n-Propylbenzene	ND	3.5	1.0	ug/kg	
100-42-5	Styrene	ND	3.5	0.69	ug/kg	
994-05-8	Tert-Amyl Methyl Ether	ND	3.5	0.83	ug/kg	
75-65-0	Tert Butyl Alcohol	ND	28	6.9	ug/kg	
630-20-6	1,1,1,2-Tetrachloroethane	ND	3.5	0.69	ug/kg	
71-55-6	1,1,1-Trichloroethane	ND	3.5	1.0	ug/kg	
79-34-5	1,1,2,2-Tetrachloroethane	ND	3.5	0.69	ug/kg	
79-00-5	1,1,2-Trichloroethane	ND	3.5	0.69	ug/kg	
87-61-6	1,2,3-Trichlorobenzene	ND	3.5	1.0	ug/kg	
96-18-4	1,2,3-Trichloropropane	ND	3.5	1.0	ug/kg	
120-82-1	1,2,4-Trichlorobenzene	ND	3.5	1.0	ug/kg	
95-63-6	1,2,4-Trimethylbenzene	ND	3.5	1.0	ug/kg	
108-67-8	1,3,5-Trimethylbenzene	ND	3.5	1.0	ug/kg	
127-18-4	Tetrachloroethylene	ND	3.5	2.4	ug/kg	
108-88-3	Toluene	ND	3.5	1.0	ug/kg	
79-01-6	Trichloroethylene	ND	3.5	0.69	ug/kg	
75-69-4	Trichlorofluoromethane	ND	3.5	0.83	ug/kg	
75-01-4	Vinyl chloride	2.7	3.5	1.7	ug/kg	J
1330-20-7	Xylene (total)	ND	6.9	2.8	ug/kg	

CAS No.	Surrogate Recoveries	Run# 1	Run# 2	Limits
1868-53-7	Dibromofluoromethane	100%		60-130%
2037-26-5	Toluene-D8	102%		60-130%

ND = Not detected MDL - Method Detection Limit

RL = Reporting Limit

E = Indicates value exceeds calibration range

J = Indicates an estimated value

B = Indicates analyte found in associated method blank

N = Indicates presumptive evidence of a compound

## Report of Analysis

<b>Client Sample ID:</b> V26-6.4	
<b>Lab Sample ID:</b> C17127-34	<b>Date Sampled:</b> 07/21/11
<b>Matrix:</b> SO - Soil	<b>Date Received:</b> 07/22/11
<b>Method:</b> SW846 8260B	<b>Percent Solids:</b> n/a <sup>a</sup>
<b>Project:</b> Romic Soil Investigation(Romic EPA) - 2081 Bay Road, East Palo Alto, CA	

### VOA 8260 List

CAS No.	Surrogate Recoveries	Run# 1	Run# 2	Limits
460-00-4	4-Bromofluorobenzene	96%		60-130%

(a) All results reported on wet weight basis.

ND = Not detected      MDL - Method Detection Limit  
 RL = Reporting Limit  
 E = Indicates value exceeds calibration range

J = Indicates an estimated value  
 B = Indicates analyte found in associated method blank  
 N = Indicates presumptive evidence of a compound

## Report of Analysis

<b>Client Sample ID:</b>	S22-0.8	<b>Date Sampled:</b>	07/21/11
<b>Lab Sample ID:</b>	C17127-35	<b>Date Received:</b>	07/22/11
<b>Matrix:</b>	SO - Soil	<b>Percent Solids:</b>	n/a <sup>a</sup>
<b>Method:</b>	SW846 8260B	<b>Project:</b> Romic Soil Investigation(Romic EPA) - 2081 Bay Road, East Palo Alto, CA	

Run #1	File ID	DF	Analyzed	By	Prep Date	Prep Batch	Analytical Batch
Run #1	M26246.D	1	08/04/11	TN	n/a	n/a	VM835
Run #2							

Run #1	Initial Weight
Run #1	7.17 g
Run #2	

## VOA 8260 List

CAS No.	Compound	Result	RL	MDL	Units	Q
67-64-1	Acetone	ND	70	14	ug/kg	
71-43-2	Benzene	ND	3.5	1.0	ug/kg	
108-86-1	Bromobenzene	ND	3.5	1.0	ug/kg	
74-97-5	Bromochloromethane	ND	3.5	1.0	ug/kg	
75-27-4	Bromodichloromethane	ND	3.5	0.70	ug/kg	
75-25-2	Bromoform	ND	3.5	0.70	ug/kg	
104-51-8	n-Butylbenzene	ND	3.5	1.0	ug/kg	
135-98-8	sec-Butylbenzene	ND	3.5	1.0	ug/kg	
98-06-6	tert-Butylbenzene	ND	3.5	1.0	ug/kg	
108-90-7	Chlorobenzene	ND	3.5	1.0	ug/kg	
75-00-3	Chloroethane	ND	3.5	1.0	ug/kg	
67-66-3	Chloroform	ND	3.5	1.0	ug/kg	
95-49-8	o-Chlorotoluene	ND	3.5	1.0	ug/kg	
106-43-4	p-Chlorotoluene	ND	3.5	1.0	ug/kg	
56-23-5	Carbon tetrachloride	ND	3.5	0.70	ug/kg	
75-34-3	1,1-Dichloroethane	ND	3.5	0.70	ug/kg	
75-35-4	1,1-Dichloroethylene	ND	3.5	1.0	ug/kg	
563-58-6	1,1-Dichloropropene	ND	3.5	1.0	ug/kg	
96-12-8	1,2-Dibromo-3-chloropropane	ND	3.5	0.70	ug/kg	
106-93-4	1,2-Dibromoethane	ND	3.5	0.70	ug/kg	
107-06-2	1,2-Dichloroethane	ND	3.5	1.0	ug/kg	
78-87-5	1,2-Dichloropropane	ND	3.5	1.0	ug/kg	
142-28-9	1,3-Dichloropropane	ND	3.5	1.0	ug/kg	
108-20-3	Di-Isopropyl ether	ND	3.5	1.0	ug/kg	
594-20-7	2,2-Dichloropropane	ND	3.5	1.0	ug/kg	
124-48-1	Dibromochloromethane	ND	3.5	0.70	ug/kg	
75-71-8	Dichlorodifluoromethane	ND	3.5	0.70	ug/kg	
156-59-2	cis-1,2-Dichloroethylene	ND	3.5	1.0	ug/kg	
10061-01-5	cis-1,3-Dichloropropene	ND	3.5	1.0	ug/kg	
541-73-1	m-Dichlorobenzene	ND	3.5	1.0	ug/kg	
95-50-1	o-Dichlorobenzene	ND	3.5	1.0	ug/kg	
106-46-7	p-Dichlorobenzene	ND	3.5	1.0	ug/kg	

ND = Not detected MDL - Method Detection Limit

RL = Reporting Limit

E = Indicates value exceeds calibration range

J = Indicates an estimated value

B = Indicates analyte found in associated method blank

N = Indicates presumptive evidence of a compound

## Report of Analysis

<b>Client Sample ID:</b>	S22-0.8	<b>Date Sampled:</b>	07/21/11
<b>Lab Sample ID:</b>	C17127-35	<b>Date Received:</b>	07/22/11
<b>Matrix:</b>	SO - Soil	<b>Percent Solids:</b>	n/a <sup>a</sup>
<b>Method:</b>	SW846 8260B	<b>Project:</b> Romic Soil Investigation(Romic EPA) - 2081 Bay Road,East Palo Alto,CA	

## VOA 8260 List

CAS No.	Compound	Result	RL	MDL	Units	Q
156-60-5	trans-1,2-Dichloroethylene	ND	3.5	1.0	ug/kg	
10061-02-6	trans-1,3-Dichloropropene	ND	3.5	1.0	ug/kg	
100-41-4	Ethylbenzene	ND	3.5	1.0	ug/kg	
637-92-3	Ethyl tert-Butyl Ether	ND	3.5	1.0	ug/kg	
591-78-6	2-Hexanone	ND	28	3.5	ug/kg	
87-68-3	Hexachlorobutadiene	ND	3.5	0.70	ug/kg	
98-82-8	Isopropylbenzene	ND	3.5	1.0	ug/kg	
99-87-6	p-Isopropyltoluene	ND	3.5	1.0	ug/kg	
108-10-1	4-Methyl-2-pentanone	ND	28	10	ug/kg	
74-83-9	Methyl bromide	ND	3.5	1.7	ug/kg	
74-87-3	Methyl chloride	ND	3.5	1.0	ug/kg	
74-95-3	Methylene bromide	ND	3.5	1.7	ug/kg	
75-09-2	Methylene chloride	ND	17	11	ug/kg	
78-93-3	Methyl ethyl ketone	ND	28	8.4	ug/kg	
1634-04-4	Methyl Tert Butyl Ether	ND	3.5	0.70	ug/kg	
91-20-3	Naphthalene	ND	3.5	1.0	ug/kg	
103-65-1	n-Propylbenzene	ND	3.5	1.0	ug/kg	
100-42-5	Styrene	ND	3.5	0.70	ug/kg	
994-05-8	Tert-Amyl Methyl Ether	ND	3.5	0.84	ug/kg	
75-65-0	Tert Butyl Alcohol	ND	28	7.0	ug/kg	
630-20-6	1,1,1,2-Tetrachloroethane	ND	3.5	0.70	ug/kg	
71-55-6	1,1,1-Trichloroethane	ND	3.5	1.0	ug/kg	
79-34-5	1,1,2,2-Tetrachloroethane	ND	3.5	0.70	ug/kg	
79-00-5	1,1,2-Trichloroethane	ND	3.5	0.70	ug/kg	
87-61-6	1,2,3-Trichlorobenzene	ND	3.5	1.0	ug/kg	
96-18-4	1,2,3-Trichloropropane	ND	3.5	1.0	ug/kg	
120-82-1	1,2,4-Trichlorobenzene	ND	3.5	1.0	ug/kg	
95-63-6	1,2,4-Trimethylbenzene	ND	3.5	1.0	ug/kg	
108-67-8	1,3,5-Trimethylbenzene	ND	3.5	1.0	ug/kg	
127-18-4	Tetrachloroethylene	ND	3.5	2.4	ug/kg	
108-88-3	Toluene	ND	3.5	1.0	ug/kg	
79-01-6	Trichloroethylene	ND	3.5	0.70	ug/kg	
75-69-4	Trichlorofluoromethane	ND	3.5	0.84	ug/kg	
75-01-4	Vinyl chloride	ND	3.5	1.7	ug/kg	
1330-20-7	Xylene (total)	ND	7.0	2.8	ug/kg	

CAS No.	Surrogate Recoveries	Run# 1	Run# 2	Limits
1868-53-7	Dibromofluoromethane	95%		60-130%
2037-26-5	Toluene-D8	104%		60-130%

ND = Not detected MDL - Method Detection Limit

RL = Reporting Limit

E = Indicates value exceeds calibration range

J = Indicates an estimated value

B = Indicates analyte found in associated method blank

N = Indicates presumptive evidence of a compound

## Report of Analysis

<b>Client Sample ID:</b> S22-0.8	
<b>Lab Sample ID:</b> C17127-35	<b>Date Sampled:</b> 07/21/11
<b>Matrix:</b> SO - Soil	<b>Date Received:</b> 07/22/11
<b>Method:</b> SW846 8260B	<b>Percent Solids:</b> n/a <sup>a</sup>
<b>Project:</b> Romic Soil Investigation(Romic EPA) - 2081 Bay Road, East Palo Alto, CA	

### VOA 8260 List

CAS No.	Surrogate Recoveries	Run# 1	Run# 2	Limits
460-00-4	4-Bromofluorobenzene	99%		60-130%

(a) All results reported on wet weight basis.

ND = Not detected      MDL - Method Detection Limit  
 RL = Reporting Limit

J = Indicates an estimated value  
 B = Indicates analyte found in associated method blank  
 N = Indicates presumptive evidence of a compound

## Report of Analysis

<b>Client Sample ID:</b>	S22-0.8	<b>Date Sampled:</b>	07/21/11
<b>Lab Sample ID:</b>	C17127-35	<b>Date Received:</b>	07/22/11
<b>Matrix:</b>	SO - Soil	<b>Percent Solids:</b>	n/a <sup>a</sup>
<b>Method:</b>	SW846 8270C SW846 3550B	<b>Project:</b> Romic Soil Investigation(Romic EPA) - 2081 Bay Road, East Palo Alto, CA	

Run #	File ID	DF	Analyzed	By	Prep Date	Prep Batch	Analytical Batch
Run #1	Y9033.D	1	07/27/11	MT	07/26/11	OP4307	EY431
Run #2							

Run #	Initial Weight	Final Volume
Run #1	10.2 g	1.0 ml
Run #2		

## ABN Full List

CAS No.	Compound	Result	RL	MDL	Units	Q
65-85-0	Benzoic acid	ND	980	870	ug/kg	
95-57-8	2-Chlorophenol	ND	980	670	ug/kg	
59-50-7	4-Chloro-3-methyl phenol	ND	490	410	ug/kg	
120-83-2	2,4-Dichlorophenol	ND	490	140	ug/kg	
105-67-9	2,4-Dimethylphenol	ND	490	150	ug/kg	
51-28-5	2,4-Dinitrophenol	ND	2500	830	ug/kg	
534-52-1	4,6-Dinitro-o-cresol	ND	2000	1000	ug/kg	
95-48-7	2-Methylphenol	ND	490	170	ug/kg	
	3&4-Methylphenol	ND	490	150	ug/kg	
88-75-5	2-Nitrophenol	ND	490	130	ug/kg	
100-02-7	4-Nitrophenol	ND	2000	1200	ug/kg	
87-86-5	Pentachlorophenol	ND	490	410	ug/kg	
108-95-2	Phenol	ND	2000	1300	ug/kg	
95-95-4	2,4,5-Trichlorophenol	ND	490	120	ug/kg	
88-06-2	2,4,6-Trichlorophenol	ND	490	160	ug/kg	
83-32-9	Acenaphthene	ND	980	490	ug/kg	
208-96-8	Acenaphthylene	ND	490	200	ug/kg	
62-53-3	Aniline	ND	490	140	ug/kg	
120-12-7	Anthracene	ND	490	98	ug/kg	
103-33-3	Azobenzene	ND	490	170	ug/kg	
92-87-5	Benzidine	ND	2500	720	ug/kg	
56-55-3	Benzo(a)anthracene	ND	490	69	ug/kg	
50-32-8	Benzo(a)pyrene	ND	490	88	ug/kg	
205-99-2	Benzo(b)fluoranthene	ND	490	59	ug/kg	
191-24-2	Benzo(g,h,i)perylene	ND	490	150	ug/kg	
207-08-9	Benzo(k)fluoranthene	ND	490	120	ug/kg	
101-55-3	4-Bromophenyl phenyl ether	ND	490	150	ug/kg	
85-68-7	Butyl benzyl phthalate	ND	490	110	ug/kg	
100-51-6	Benzyl Alcohol	ND	980	160	ug/kg	
91-58-7	2-Chloronaphthalene	ND	490	180	ug/kg	
106-47-8	4-Chloroaniline	ND	490	140	ug/kg	
86-74-8	Carbazole	ND	490	78	ug/kg	

ND = Not detected MDL - Method Detection Limit

RL = Reporting Limit

E = Indicates value exceeds calibration range

J = Indicates an estimated value

B = Indicates analyte found in associated method blank

N = Indicates presumptive evidence of a compound

## Report of Analysis

<b>Client Sample ID:</b>	S22-0.8	<b>Date Sampled:</b>	07/21/11
<b>Lab Sample ID:</b>	C17127-35	<b>Date Received:</b>	07/22/11
<b>Matrix:</b>	SO - Soil	<b>Percent Solids:</b>	n/a <sup>a</sup>
<b>Method:</b>	SW846 8270C SW846 3550B		
<b>Project:</b>	Romic Soil Investigation(Romic EPA) - 2081 Bay Road,East Palo Alto,CA		

## ABN Full List

CAS No.	Compound	Result	RL	MDL	Units	Q
218-01-9	Chrysene	ND	490	98	ug/kg	
111-91-1	bis(2-Chloroethoxy)methane	ND	490	180	ug/kg	
111-44-4	bis(2-Chloroethyl)ether	ND	490	230	ug/kg	
108-60-1	bis(2-Chloroisopropyl)ether	ND	490	260	ug/kg	
7005-72-3	4-Chlorophenyl phenyl ether	ND	490	190	ug/kg	
95-50-1	1,2-Dichlorobenzene	ND	490	160	ug/kg	
541-73-1	1,3-Dichlorobenzene	ND	490	150	ug/kg	
106-46-7	1,4-Dichlorobenzene	ND	490	410	ug/kg	
121-14-2	2,4-Dinitrotoluene	ND	490	450	ug/kg	
606-20-2	2,6-Dinitrotoluene	ND	980	310	ug/kg	
91-94-1	3,3'-Dichlorobenzidine	ND	2500	140	ug/kg	
53-70-3	Dibenzo(a,h)anthracene	ND	490	130	ug/kg	
132-64-9	Dibenzofuran	ND	490	160	ug/kg	
122-39-4	Diphenylamine	ND	490	120	ug/kg	
84-74-2	Di-n-butyl phthalate	ND	490	98	ug/kg	
117-84-0	Di-n-octyl phthalate	ND	490	130	ug/kg	
84-66-2	Diethyl phthalate	ND	490	170	ug/kg	
131-11-3	Dimethyl phthalate	ND	490	180	ug/kg	
117-81-7	bis(2-Ethylhexyl)phthalate	ND	490	220	ug/kg	
206-44-0	Fluoranthene	ND	490	98	ug/kg	
86-73-7	Fluorene	ND	490	180	ug/kg	
118-74-1	Hexachlorobenzene	ND	490	130	ug/kg	
87-68-3	Hexachlorobutadiene	ND	490	190	ug/kg	
77-47-4	Hexachlorocyclopentadiene	ND	490	140	ug/kg	
67-72-1	Hexachloroethane	ND	490	160	ug/kg	
193-39-5	Indeno(1,2,3-cd)pyrene	ND	490	140	ug/kg	
78-59-1	Isophorone	ND	490	170	ug/kg	
90-12-0	1-Methylnaphthalene	ND	490	160	ug/kg	
91-57-6	2-Methylnaphthalene	ND	490	160	ug/kg	
88-74-4	2-Nitroaniline	ND	490	120	ug/kg	
99-09-2	3-Nitroaniline	ND	490	120	ug/kg	
100-01-6	4-Nitroaniline	ND	490	290	ug/kg	
91-20-3	Naphthalene	ND	490	170	ug/kg	
98-95-3	Nitrobenzene	ND	490	160	ug/kg	
62-75-9	N-Nitrosodimethylamine	ND	4900	2200	ug/kg	
621-64-7	N-Nitroso-di-n-propylamine	ND	980	540	ug/kg	
85-01-8	Phenanthrene	ND	490	110	ug/kg	
129-00-0	Pyrene	ND	980	670	ug/kg	
110-86-1	Pyridine	ND	2000	220	ug/kg	
120-82-1	1,2,4-Trichlorobenzene	ND	490	330	ug/kg	

ND = Not detected MDL - Method Detection Limit

RL = Reporting Limit

E = Indicates value exceeds calibration range

J = Indicates an estimated value

B = Indicates analyte found in associated method blank

N = Indicates presumptive evidence of a compound

## Report of Analysis

<b>Client Sample ID:</b>	S22-0.8	<b>Date Sampled:</b>	07/21/11
<b>Lab Sample ID:</b>	C17127-35	<b>Date Received:</b>	07/22/11
<b>Matrix:</b>	SO - Soil	<b>Percent Solids:</b>	n/a <sup>a</sup>
<b>Method:</b>	SW846 8270C SW846 3550B	<b>Project:</b> Romic Soil Investigation(Romic EPA) - 2081 Bay Road, East Palo Alto, CA	

## ABN Full List

CAS No.	Surrogate Recoveries	Run# 1	Run# 2	Limits
367-12-4	2-Fluorophenol	49%		20-100%
4165-62-2	Phenol-d5	50%		20-100%
118-79-6	2,4,6-Tribromophenol	63%		30-100%
4165-60-0	Nitrobenzene-d5	51%		20-100%
321-60-8	2-Fluorobiphenyl	52%		20-106%
1718-51-0	Terphenyl-d14	91%		55-130%

(a) All results reported on wet weight basis.

ND = Not detected      MDL - Method Detection Limit  
 RL = Reporting Limit  
 E = Indicates value exceeds calibration range

J = Indicates an estimated value  
 B = Indicates analyte found in associated method blank  
 N = Indicates presumptive evidence of a compound



## Report of Analysis

<b>Client Sample ID:</b> S22-0.8		<b>Date Sampled:</b> 07/21/11
<b>Lab Sample ID:</b> C17127-35		<b>Date Received:</b> 07/22/11
<b>Matrix:</b> SO - Soil		<b>Percent Solids:</b> n/a <sup>a</sup>
<b>Method:</b> SW846 8015B		
<b>Project:</b> Romc Soil Investigation(Romc EPA) - 2081 Bay Road, East Palo Alto, CA		

Run #	File ID	DF	Analyzed	By	Prep Date	Prep Batch	Analytical Batch
Run #1	JK21594.D	1	08/03/11	TT	n/a	n/a	GJK889
Run #2							

Run #	Initial Weight
Run #1	5.12 g
Run #2	

**TPH Volatiles**

CAS No.	Compound	Result	RL	MDL	Units	Q
	TPH-GRO (C6-C10)	0.241	0.098	0.049	mg/kg	
CAS No.	Surrogate Recoveries	Run# 1	Run# 2	Limits		
98-08-8	aaa-Trifluorotoluene	86%		60-157%		

(a) All results reported on wet weight basis.

ND = Not detected      MDL - Method Detection Limit  
 RL = Reporting Limit  
 E = Indicates value exceeds calibration range

J = Indicates an estimated value  
 B = Indicates analyte found in associated method blank  
 N = Indicates presumptive evidence of a compound

## Report of Analysis

<b>Client Sample ID:</b> S22-0.8		<b>Date Sampled:</b> 07/21/11
<b>Lab Sample ID:</b> C17127-35		<b>Date Received:</b> 07/22/11
<b>Matrix:</b> SO - Soil		<b>Percent Solids:</b> n/a <sup>a</sup>
<b>Method:</b> SW846 8081A SW846 3545A		
<b>Project:</b> Romic Soil Investigation(Romic EPA) - 2081 Bay Road, East Palo Alto, CA		

Run #1	File ID	DF	Analyzed	By	Prep Date	Prep Batch	Analytical Batch
Run #1	OO22997.D	1	07/31/11	RV	07/25/11	OP4294	G00733
Run #2							

Run #1	Initial Weight	Final Volume
Run #1	10.1 g	10.0 ml
Run #2		

**Pesticide PPL List**

CAS No.	Compound	Result	RL	MDL	Units	Q
309-00-2	Aldrin	ND	25	9.9	ug/kg	
319-84-6	alpha-BHC	ND	25	11	ug/kg	
319-85-7	beta-BHC	ND	25	3.5	ug/kg	
319-86-8	delta-BHC	ND	25	3.5	ug/kg	
58-89-9	gamma-BHC (Lindane)	ND	25	7.4	ug/kg	
12789-03-6	Chlordane	ND	99	99	ug/kg	
60-57-1	Dieldrin	ND	25	3.0	ug/kg	
72-54-8	4,4' -DDD	ND	25	3.5	ug/kg	
72-55-9	4,4' -DDE	ND	25	3.0	ug/kg	
50-29-3	4,4' -DDT	ND	25	3.0	ug/kg	
72-20-8	Endrin	ND	25	3.0	ug/kg	
7421-93-4	Endrin aldehyde	ND	25	5.9	ug/kg	
959-98-8	Endosulfan-I	ND	25	3.5	ug/kg	
33213-65-9	Endosulfan-II	ND	25	3.5	ug/kg	
1031-07-8	Endosulfan sulfate	ND	25	7.9	ug/kg	
76-44-8	Heptachlor	ND	25	5.9	ug/kg	
1024-57-3	Heptachlor epoxide	ND	25	4.0	ug/kg	
72-43-5	Methoxychlor	ND	25	3.5	ug/kg	
8001-35-2	Toxaphene	ND	99	99	ug/kg	

CAS No.	Surrogate Recoveries	Run# 1	Run# 2	Limits
877-09-8	Tetrachloro-m-xylene	57%		35-132%
877-09-8	Tetrachloro-m-xylene	66%		35-132%
2051-24-3	Decachlorobiphenyl	73%		35-132%
2051-24-3	Decachlorobiphenyl	81%		35-132%

(a) All results reported on wet weight basis.

ND = Not detected      MDL - Method Detection Limit  
 RL = Reporting Limit  
 E = Indicates value exceeds calibration range

J = Indicates an estimated value  
 B = Indicates analyte found in associated method blank  
 N = Indicates presumptive evidence of a compound

## Report of Analysis

<b>Client Sample ID:</b>	S22-0.8	
<b>Lab Sample ID:</b>	C17127-35	<b>Date Sampled:</b> 07/21/11
<b>Matrix:</b>	SO - Soil	<b>Date Received:</b> 07/22/11
<b>Method:</b>	SW846 8082 SW846 3545A	<b>Percent Solids:</b> n/a <sup>a</sup>
<b>Project:</b>	Romic Soil Investigation(Romic EPA) - 2081 Bay Road, East Palo Alto, CA	

Run #1	File ID	DF	Analyzed	By	Prep Date	Prep Batch	Analytical Batch
Run #1	PP20474.D	1	07/27/11	RV	07/25/11	OP4295	GPP692
Run #2							

Run #1	Initial Weight	Final Volume
Run #1	10.1 g	10.0 ml
Run #2		

## PCB List

CAS No.	Compound	Result	RL	MDL	Units	Q
12674-11-2	Aroclor 1016	ND	99	17	ug/kg	
11104-28-2	Aroclor 1221	ND	99	50	ug/kg	
11141-16-5	Aroclor 1232	ND	99	50	ug/kg	
53469-21-9	Aroclor 1242	ND	99	50	ug/kg	
12672-29-6	Aroclor 1248	ND	99	50	ug/kg	
11097-69-1	Aroclor 1254	ND	99	50	ug/kg	
11096-82-5	Aroclor 1260	ND	99	20	ug/kg	

CAS No.	Surrogate Recoveries	Run# 1	Run# 2	Limits
877-09-8	Tetrachloro-m-xylene	70%		45-108%
877-09-8	Tetrachloro-m-xylene	70%		45-108%
2051-24-3	Decachlorobiphenyl	94%		54-121%
2051-24-3	Decachlorobiphenyl	86%		54-121%

(a) All results reported on wet weight basis.

ND = Not detected      MDL - Method Detection Limit  
 RL = Reporting Limit  
 E = Indicates value exceeds calibration range

J = Indicates an estimated value  
 B = Indicates analyte found in associated method blank  
 N = Indicates presumptive evidence of a compound

## Report of Analysis

<b>Client Sample ID:</b> S22-0.8		<b>Date Sampled:</b> 07/21/11
<b>Lab Sample ID:</b> C17127-35		<b>Date Received:</b> 07/22/11
<b>Matrix:</b> SO - Soil		<b>Percent Solids:</b> n/a <sup>a</sup>
<b>Method:</b> SW846 8015B M SW846 3545A		
<b>Project:</b> Romic Soil Investigation(Romic EPA) - 2081 Bay Road, East Palo Alto, CA		

Run #	File ID	DF	Analyzed	By	Prep Date	Prep Batch	Analytical Batch
Run #1	GG27210.D	1	07/27/11	JH	07/26/11	OP4309	GGG730
Run #2							

Run #	Initial Weight	Final Volume
Run #1	10.0 g	1.0 ml
Run #2		

**TPH Extractable w/ Silica Gel Cleanup**

CAS No.	Compound	Result	RL	MDL	Units	Q
	TPH (C10-C28)	ND	10	5.0	mg/kg	
	TPH (> C28-C40)	ND	20	10	mg/kg	

CAS No.	Surrogate Recoveries	Run# 1	Run# 2	Limits
630-01-3	Hexacosane	55%		45-140%

(a) All results reported on wet weight basis.

ND = Not detected      MDL - Method Detection Limit  
 RL = Reporting Limit

J = Indicates an estimated value  
 B = Indicates analyte found in associated method blank  
 N = Indicates presumptive evidence of a compound

## Report of Analysis

<b>Client Sample ID:</b> S22-0.8	<b>Date Sampled:</b> 07/21/11
<b>Lab Sample ID:</b> C17127-35	<b>Date Received:</b> 07/22/11
<b>Matrix:</b> SO - Soil	<b>Percent Solids:</b> n/a <sup>a</sup>
<b>Project:</b> Romic Soil Investigation(Romic EPA) - 2081 Bay Road, East Palo Alto, CA	

## Metals Analysis

Analyte	Result	RL	Units	DF	Prep	Analyzed By	Method	Prep Method
Antimony <sup>b</sup>	< 3.6	3.6	mg/kg	2	07/25/11	07/29/11 RS	SW846 6010B <sup>2</sup>	SW846 3050B <sup>4</sup>
Arsenic <sup>b</sup>	< 3.6	3.6	mg/kg	2	07/25/11	07/29/11 RS	SW846 6010B <sup>2</sup>	SW846 3050B <sup>4</sup>
Barium	32.3	18	mg/kg	1	07/25/11	07/27/11 DQ	SW846 6010B <sup>1</sup>	SW846 3050B <sup>4</sup>
Beryllium <sup>b</sup>	< 1.8	1.8	mg/kg	2	07/25/11	07/29/11 RS	SW846 6010B <sup>2</sup>	SW846 3050B <sup>4</sup>
Cadmium	< 0.91	0.91	mg/kg	1	07/25/11	07/27/11 DQ	SW846 6010B <sup>1</sup>	SW846 3050B <sup>4</sup>
Chromium <sup>b</sup>	42.9	1.8	mg/kg	2	07/25/11	07/29/11 RS	SW846 6010B <sup>2</sup>	SW846 3050B <sup>4</sup>
Cobalt <sup>b</sup>	26.4	1.8	mg/kg	2	07/25/11	07/29/11 RS	SW846 6010B <sup>2</sup>	SW846 3050B <sup>4</sup>
Copper <sup>b</sup>	64.7	4.5	mg/kg	2	07/25/11	07/29/11 RS	SW846 6010B <sup>2</sup>	SW846 3050B <sup>4</sup>
Lead <sup>b</sup>	6.4	3.6	mg/kg	2	07/25/11	07/29/11 RS	SW846 6010B <sup>2</sup>	SW846 3050B <sup>4</sup>
Mercury	0.11	0.036	mg/kg	1	07/27/11	07/30/11 PH	SW846 7471A <sup>3</sup>	SW846 7471A <sup>5</sup>
Molybdenum <sup>b</sup>	< 3.6	3.6	mg/kg	2	07/25/11	07/29/11 RS	SW846 6010B <sup>2</sup>	SW846 3050B <sup>4</sup>
Nickel <sup>b</sup>	35.7	1.8	mg/kg	2	07/25/11	07/29/11 RS	SW846 6010B <sup>2</sup>	SW846 3050B <sup>4</sup>
Selenium <sup>b</sup>	< 3.6	3.6	mg/kg	2	07/25/11	07/29/11 RS	SW846 6010B <sup>2</sup>	SW846 3050B <sup>4</sup>
Silver <sup>b</sup>	< 1.8	1.8	mg/kg	2	07/25/11	07/29/11 RS	SW846 6010B <sup>2</sup>	SW846 3050B <sup>4</sup>
Thallium <sup>b</sup>	< 18	18	mg/kg	10	07/25/11	07/29/11 RS	SW846 6010B <sup>2</sup>	SW846 3050B <sup>4</sup>
Vanadium <sup>b</sup>	159	1.8	mg/kg	2	07/25/11	07/29/11 RS	SW846 6010B <sup>2</sup>	SW846 3050B <sup>4</sup>
Zinc <sup>b</sup>	93.8	3.6	mg/kg	2	07/25/11	07/29/11 RS	SW846 6010B <sup>2</sup>	SW846 3050B <sup>4</sup>

- (1) Instrument QC Batch: MA2008  
(2) Instrument QC Batch: MA2013  
(3) Instrument QC Batch: MA2017  
(4) Prep QC Batch: MP3763  
(5) Prep QC Batch: MP3771

- (a) All results reported on wet weight basis.  
(b) Elevated reporting limit(s) due to matrix interference and/or dilution required for high interfering element.

RL = Reporting Limit

## Report of Analysis

<b>Client Sample ID:</b>	S22-3.3	<b>Date Sampled:</b>	07/21/11
<b>Lab Sample ID:</b>	C17127-36	<b>Date Received:</b>	07/22/11
<b>Matrix:</b>	SO - Soil	<b>Percent Solids:</b>	n/a <sup>a</sup>
<b>Method:</b>	SW846 8260B	<b>Project:</b> Romic Soil Investigation(Romic EPA) - 2081 Bay Road, East Palo Alto, CA	

Run #	File ID	DF	Analyzed	By	Prep Date	Prep Batch	Analytical Batch
Run #1 <sup>b</sup>	M26278.D	1	08/05/11	TN	n/a	n/a	VM836
Run #2							

Run #	Initial Weight	Final Volume	Methanol Aliquot
Run #1	6.54 g	5.0 ml	10.0 ul
Run #2			

## VOA 8260 List

CAS No.	Compound	Result	RL	MDL	Units	Q
67-64-1	Acetone	ND	38000	7600	ug/kg	
71-43-2	Benzene	ND	1900	570	ug/kg	
108-86-1	Bromobenzene	ND	1900	570	ug/kg	
74-97-5	Bromochloromethane	ND	1900	570	ug/kg	
75-27-4	Bromodichloromethane	ND	1900	380	ug/kg	
75-25-2	Bromoform <sup>c</sup>	ND	1900	380	ug/kg	
104-51-8	n-Butylbenzene	3560	1900	570	ug/kg	
135-98-8	sec-Butylbenzene	1050	1900	570	ug/kg	J
98-06-6	tert-Butylbenzene	ND	1900	570	ug/kg	
108-90-7	Chlorobenzene	ND	1900	570	ug/kg	
75-00-3	Chloroethane	ND	1900	570	ug/kg	
67-66-3	Chloroform	ND	1900	570	ug/kg	
95-49-8	o-Chlorotoluene	ND	1900	570	ug/kg	
106-43-4	p-Chlorotoluene	ND	1900	570	ug/kg	
56-23-5	Carbon tetrachloride	ND	1900	380	ug/kg	
75-34-3	1,1-Dichloroethane	ND	1900	380	ug/kg	
75-35-4	1,1-Dichloroethylene	ND	1900	570	ug/kg	
563-58-6	1,1-Dichloropropene	ND	1900	570	ug/kg	
96-12-8	1,2-Dibromo-3-chloropropane	ND	1900	380	ug/kg	
106-93-4	1,2-Dibromoethane	ND	1900	380	ug/kg	
107-06-2	1,2-Dichloroethane	ND	1900	570	ug/kg	
78-87-5	1,2-Dichloropropane	ND	1900	570	ug/kg	
142-28-9	1,3-Dichloropropane	ND	1900	570	ug/kg	
108-20-3	Di-Isopropyl ether	ND	1900	570	ug/kg	
594-20-7	2,2-Dichloropropane	ND	1900	570	ug/kg	
124-48-1	Dibromochloromethane	ND	1900	380	ug/kg	
75-71-8	Dichlorodifluoromethane	ND	1900	380	ug/kg	
156-59-2	cis-1,2-Dichloroethylene	ND	1900	570	ug/kg	
10061-01-5	cis-1,3-Dichloropropene	ND	1900	570	ug/kg	
541-73-1	m-Dichlorobenzene	ND	1900	570	ug/kg	
95-50-1	o-Dichlorobenzene	ND	1900	570	ug/kg	
106-46-7	p-Dichlorobenzene	ND	1900	570	ug/kg	

ND = Not detected MDL - Method Detection Limit

RL = Reporting Limit

E = Indicates value exceeds calibration range

J = Indicates an estimated value

B = Indicates analyte found in associated method blank

N = Indicates presumptive evidence of a compound

## Report of Analysis

<b>Client Sample ID:</b>	S22-3.3	<b>Date Sampled:</b>	07/21/11
<b>Lab Sample ID:</b>	C17127-36	<b>Date Received:</b>	07/22/11
<b>Matrix:</b>	SO - Soil	<b>Percent Solids:</b>	n/a <sup>a</sup>
<b>Method:</b>	SW846 8260B		
<b>Project:</b>	Romic Soil Investigation(Romic EPA) - 2081 Bay Road,East Palo Alto,CA		

## VOA 8260 List

CAS No.	Compound	Result	RL	MDL	Units	Q
156-60-5	trans-1,2-Dichloroethylene	ND	1900	570	ug/kg	
10061-02-6	trans-1,3-Dichloropropene	ND	1900	570	ug/kg	
100-41-4	Ethylbenzene	4200	1900	570	ug/kg	
637-92-3	Ethyl tert-Butyl Ether	ND	1900	570	ug/kg	
591-78-6	2-Hexanone	ND	15000	1900	ug/kg	
87-68-3	Hexachlorobutadiene	ND	1900	380	ug/kg	
98-82-8	Isopropylbenzene	1260	1900	570	ug/kg	J
99-87-6	p-Isopropyltoluene	1380	1900	570	ug/kg	J
108-10-1	4-Methyl-2-pentanone	ND	15000	5700	ug/kg	
74-83-9	Methyl bromide	ND	1900	960	ug/kg	
74-87-3	Methyl chloride	ND	1900	570	ug/kg	
74-95-3	Methylene bromide	ND	1900	960	ug/kg	
75-09-2	Methylene chloride	ND	9600	6100	ug/kg	
78-93-3	Methyl ethyl ketone	ND	15000	4600	ug/kg	
1634-04-4	Methyl Tert Butyl Ether	ND	1900	380	ug/kg	
91-20-3	Naphthalene	1310	1900	570	ug/kg	J
103-65-1	n-Propylbenzene	3300	1900	570	ug/kg	
100-42-5	Styrene	ND	1900	380	ug/kg	
994-05-8	Tert-Amyl Methyl Ether	ND	1900	460	ug/kg	
75-65-0	Tert Butyl Alcohol	ND	15000	3800	ug/kg	
630-20-6	1,1,1,2-Tetrachloroethane	ND	1900	380	ug/kg	
71-55-6	1,1,1-Trichloroethane	ND	1900	570	ug/kg	
79-34-5	1,1,2,2-Tetrachloroethane	ND	1900	380	ug/kg	
79-00-5	1,1,2-Trichloroethane	ND	1900	380	ug/kg	
87-61-6	1,2,3-Trichlorobenzene	ND	1900	570	ug/kg	
96-18-4	1,2,3-Trichloropropane	ND	1900	570	ug/kg	
120-82-1	1,2,4-Trichlorobenzene	ND	1900	570	ug/kg	
95-63-6	1,2,4-Trimethylbenzene	34600	1900	570	ug/kg	
108-67-8	1,3,5-Trimethylbenzene	7790	1900	570	ug/kg	
127-18-4	Tetrachloroethylene	ND	1900	1300	ug/kg	
108-88-3	Toluene	ND	1900	570	ug/kg	
79-01-6	Trichloroethylene	ND	1900	380	ug/kg	
75-69-4	Trichlorofluoromethane	ND	1900	460	ug/kg	
75-01-4	Vinyl chloride	ND	1900	960	ug/kg	
1330-20-7	Xylene (total)	ND	3800	1500	ug/kg	

CAS No.	Surrogate Recoveries	Run# 1	Run# 2	Limits
1868-53-7	Dibromofluoromethane	86%		60-130%
2037-26-5	Toluene-D8	102%		60-130%

ND = Not detected MDL - Method Detection Limit

RL = Reporting Limit

E = Indicates value exceeds calibration range

J = Indicates an estimated value

B = Indicates analyte found in associated method blank

N = Indicates presumptive evidence of a compound

## Report of Analysis

<b>Client Sample ID:</b>	S22-3.3	<b>Date Sampled:</b>	07/21/11
<b>Lab Sample ID:</b>	C17127-36	<b>Date Received:</b>	07/22/11
<b>Matrix:</b>	SO - Soil	<b>Percent Solids:</b>	n/a <sup>a</sup>
<b>Method:</b>	SW846 8260B	<b>Project:</b> Romic Soil Investigation(Romic EPA) - 2081 Bay Road, East Palo Alto, CA	

### VOA 8260 List

CAS No.	Surrogate Recoveries	Run# 1	Run# 2	Limits
460-00-4	4-Bromofluorobenzene	103%		60-130%

- (a) All results reported on wet weight basis.
- (b) Sample analyzed past hold time due to need for reanalysis; originally analyzed within hold time.
- (c) CCV outside of control limits (biased high); not detected in sample.

ND = Not detected      MDL - Method Detection Limit  
 RL = Reporting Limit  
 E = Indicates value exceeds calibration range

J = Indicates an estimated value  
 B = Indicates analyte found in associated method blank  
 N = Indicates presumptive evidence of a compound



## Report of Analysis

<b>Client Sample ID:</b>	S22-3.3	<b>Date Sampled:</b>	07/21/11
<b>Lab Sample ID:</b>	C17127-36A	<b>Date Received:</b>	07/22/11
<b>Matrix:</b>	SO - Soil	<b>Percent Solids:</b>	n/a <sup>a</sup>
<b>Method:</b>	SW846 8260B	<b>Project:</b> Romic Soil Investigation(Romic EPA) - 2081 Bay Road, East Palo Alto, CA	

Run #	File ID	DF	Analyzed	By	Prep Date	Prep Batch	Analytical Batch
Run #1 <sup>b</sup>	M26279.D	1	08/05/11	TN	n/a	n/a	VM836
Run #2							

Run #	Initial Weight	Final Volume	Methanol Aliquot
Run #1	6.54 g	5.0 ml	10.0 ul
Run #2			

## VOA 8260 List

CAS No.	Compound	Result	RL	MDL	Units	Q
67-64-1	Acetone	ND	38000	7600	ug/kg	
71-43-2	Benzene	ND	1900	570	ug/kg	
108-86-1	Bromobenzene	ND	1900	570	ug/kg	
74-97-5	Bromochloromethane	ND	1900	570	ug/kg	
75-27-4	Bromodichloromethane	ND	1900	380	ug/kg	
75-25-2	Bromoform <sup>c</sup>	ND	1900	380	ug/kg	
104-51-8	n-Butylbenzene	3290	1900	570	ug/kg	
135-98-8	sec-Butylbenzene	1000	1900	570	ug/kg	J
98-06-6	tert-Butylbenzene	ND	1900	570	ug/kg	
108-90-7	Chlorobenzene	ND	1900	570	ug/kg	
75-00-3	Chloroethane	ND	1900	570	ug/kg	
67-66-3	Chloroform	ND	1900	570	ug/kg	
95-49-8	o-Chlorotoluene	ND	1900	570	ug/kg	
106-43-4	p-Chlorotoluene	ND	1900	570	ug/kg	
56-23-5	Carbon tetrachloride	ND	1900	380	ug/kg	
75-34-3	1,1-Dichloroethane	ND	1900	380	ug/kg	
75-35-4	1,1-Dichloroethylene	ND	1900	570	ug/kg	
563-58-6	1,1-Dichloropropene	ND	1900	570	ug/kg	
96-12-8	1,2-Dibromo-3-chloropropane	ND	1900	380	ug/kg	
106-93-4	1,2-Dibromoethane	ND	1900	380	ug/kg	
107-06-2	1,2-Dichloroethane	ND	1900	570	ug/kg	
78-87-5	1,2-Dichloropropane	ND	1900	570	ug/kg	
142-28-9	1,3-Dichloropropane	ND	1900	570	ug/kg	
108-20-3	Di-Isopropyl ether	ND	1900	570	ug/kg	
594-20-7	2,2-Dichloropropane	ND	1900	570	ug/kg	
124-48-1	Dibromochloromethane	ND	1900	380	ug/kg	
75-71-8	Dichlorodifluoromethane	ND	1900	380	ug/kg	
156-59-2	cis-1,2-Dichloroethylene	ND	1900	570	ug/kg	
10061-01-5	cis-1,3-Dichloropropene	ND	1900	570	ug/kg	
541-73-1	m-Dichlorobenzene	ND	1900	570	ug/kg	
95-50-1	o-Dichlorobenzene	ND	1900	570	ug/kg	
106-46-7	p-Dichlorobenzene	ND	1900	570	ug/kg	

ND = Not detected MDL - Method Detection Limit

RL = Reporting Limit

E = Indicates value exceeds calibration range

J = Indicates an estimated value

B = Indicates analyte found in associated method blank

N = Indicates presumptive evidence of a compound

## Report of Analysis

<b>Client Sample ID:</b>	S22-3.3	<b>Date Sampled:</b>	07/21/11
<b>Lab Sample ID:</b>	C17127-36A	<b>Date Received:</b>	07/22/11
<b>Matrix:</b>	SO - Soil	<b>Percent Solids:</b>	n/a <sup>a</sup>
<b>Method:</b>	SW846 8260B		
<b>Project:</b>	Romic Soil Investigation(Romic EPA) - 2081 Bay Road,East Palo Alto,CA		

## VOA 8260 List

CAS No.	Compound	Result	RL	MDL	Units	Q
156-60-5	trans-1,2-Dichloroethylene	ND	1900	570	ug/kg	
10061-02-6	trans-1,3-Dichloropropene	ND	1900	570	ug/kg	
100-41-4	Ethylbenzene	3920	1900	570	ug/kg	
637-92-3	Ethyl tert-Butyl Ether	ND	1900	570	ug/kg	
591-78-6	2-Hexanone	ND	15000	1900	ug/kg	
87-68-3	Hexachlorobutadiene	ND	1900	380	ug/kg	
98-82-8	Isopropylbenzene	1140	1900	570	ug/kg	J
99-87-6	p-Isopropyltoluene	1300	1900	570	ug/kg	J
108-10-1	4-Methyl-2-pentanone	ND	15000	5700	ug/kg	
74-83-9	Methyl bromide	ND	1900	960	ug/kg	
74-87-3	Methyl chloride	ND	1900	570	ug/kg	
74-95-3	Methylene bromide	ND	1900	960	ug/kg	
75-09-2	Methylene chloride	ND	9600	6100	ug/kg	
78-93-3	Methyl ethyl ketone	ND	15000	4600	ug/kg	
1634-04-4	Methyl Tert Butyl Ether	ND	1900	380	ug/kg	
91-20-3	Naphthalene	1110	1900	570	ug/kg	J
103-65-1	n-Propylbenzene	3010	1900	570	ug/kg	
100-42-5	Styrene	ND	1900	380	ug/kg	
994-05-8	Tert-Amyl Methyl Ether	ND	1900	460	ug/kg	
75-65-0	Tert Butyl Alcohol	ND	15000	3800	ug/kg	
630-20-6	1,1,1,2-Tetrachloroethane	ND	1900	380	ug/kg	
71-55-6	1,1,1-Trichloroethane	ND	1900	570	ug/kg	
79-34-5	1,1,2,2-Tetrachloroethane	ND	1900	380	ug/kg	
79-00-5	1,1,2-Trichloroethane	ND	1900	380	ug/kg	
87-61-6	1,2,3-Trichlorobenzene	ND	1900	570	ug/kg	
96-18-4	1,2,3-Trichloropropane	ND	1900	570	ug/kg	
120-82-1	1,2,4-Trichlorobenzene	ND	1900	570	ug/kg	
95-63-6	1,2,4-Trimethylbenzene	31900	1900	570	ug/kg	
108-67-8	1,3,5-Trimethylbenzene	7080	1900	570	ug/kg	
127-18-4	Tetrachloroethylene	ND	1900	1300	ug/kg	
108-88-3	Toluene	ND	1900	570	ug/kg	
79-01-6	Trichloroethylene	ND	1900	380	ug/kg	
75-69-4	Trichlorofluoromethane	ND	1900	460	ug/kg	
75-01-4	Vinyl chloride	ND	1900	960	ug/kg	
1330-20-7	Xylene (total)	ND	3800	1500	ug/kg	

CAS No.	Surrogate Recoveries	Run# 1	Run# 2	Limits
1868-53-7	Dibromofluoromethane	86%		60-130%
2037-26-5	Toluene-D8	103%		60-130%

ND = Not detected MDL - Method Detection Limit

RL = Reporting Limit

E = Indicates value exceeds calibration range

J = Indicates an estimated value

B = Indicates analyte found in associated method blank

N = Indicates presumptive evidence of a compound

## Report of Analysis

<b>Client Sample ID:</b>	S22-3.3	<b>Date Sampled:</b>	07/21/11
<b>Lab Sample ID:</b>	C17127-36A	<b>Date Received:</b>	07/22/11
<b>Matrix:</b>	SO - Soil	<b>Percent Solids:</b>	n/a <sup>a</sup>
<b>Method:</b>	SW846 8260B	<b>Project:</b> Romic Soil Investigation(Romic EPA) - 2081 Bay Road, East Palo Alto, CA	

### VOA 8260 List

CAS No.	Surrogate Recoveries	Run# 1	Run# 2	Limits
460-00-4	4-Bromofluorobenzene	103%		60-130%

- (a) All results reported on wet weight basis.
- (b) Sample analyzed past hold time due to need for reanalysis; originally analyzed within hold time.
- (c) CCV outside of control limits (biased high); not detected in sample.

ND = Not detected      MDL - Method Detection Limit  
 RL = Reporting Limit  
 E = Indicates value exceeds calibration range

J = Indicates an estimated value  
 B = Indicates analyte found in associated method blank  
 N = Indicates presumptive evidence of a compound

## Report of Analysis

<b>Client Sample ID:</b>	T24-3.8	<b>Date Sampled:</b>	07/21/11
<b>Lab Sample ID:</b>	C17127-37	<b>Date Received:</b>	07/22/11
<b>Matrix:</b>	SO - Soil	<b>Percent Solids:</b>	n/a <sup>a</sup>
<b>Method:</b>	SW846 8260B	<b>Project:</b> Romic Soil Investigation(Romic EPA) - 2081 Bay Road, East Palo Alto, CA	

Run #	File ID	DF	Analyzed	By	Prep Date	Prep Batch	Analytical Batch
Run #1	M26247.D	1	08/04/11	TN	n/a	n/a	VM835
Run #2							

Run #	Initial Weight
Run #1	6.56 g
Run #2	

## VOA 8260 List

CAS No.	Compound	Result	RL	MDL	Units	Q
67-64-1	Acetone	20.7	76	15	ug/kg	J
71-43-2	Benzene	ND	3.8	1.1	ug/kg	
108-86-1	Bromobenzene	ND	3.8	1.1	ug/kg	
74-97-5	Bromochloromethane	ND	3.8	1.1	ug/kg	
75-27-4	Bromodichloromethane	ND	3.8	0.76	ug/kg	
75-25-2	Bromoform	ND	3.8	0.76	ug/kg	
104-51-8	n-Butylbenzene	ND	3.8	1.1	ug/kg	
135-98-8	sec-Butylbenzene	ND	3.8	1.1	ug/kg	
98-06-6	tert-Butylbenzene	ND	3.8	1.1	ug/kg	
108-90-7	Chlorobenzene	ND	3.8	1.1	ug/kg	
75-00-3	Chloroethane	ND	3.8	1.1	ug/kg	
67-66-3	Chloroform	ND	3.8	1.1	ug/kg	
95-49-8	o-Chlorotoluene	ND	3.8	1.1	ug/kg	
106-43-4	p-Chlorotoluene	ND	3.8	1.1	ug/kg	
56-23-5	Carbon tetrachloride	ND	3.8	0.76	ug/kg	
75-34-3	1,1-Dichloroethane	0.78	3.8	0.76	ug/kg	J
75-35-4	1,1-Dichloroethylene	ND	3.8	1.1	ug/kg	
563-58-6	1,1-Dichloropropene	ND	3.8	1.1	ug/kg	
96-12-8	1,2-Dibromo-3-chloropropane	ND	3.8	0.76	ug/kg	
106-93-4	1,2-Dibromoethane	ND	3.8	0.76	ug/kg	
107-06-2	1,2-Dichloroethane	ND	3.8	1.1	ug/kg	
78-87-5	1,2-Dichloropropane	ND	3.8	1.1	ug/kg	
142-28-9	1,3-Dichloropropane	ND	3.8	1.1	ug/kg	
108-20-3	Di-Isopropyl ether	ND	3.8	1.1	ug/kg	
594-20-7	2,2-Dichloropropane	ND	3.8	1.1	ug/kg	
124-48-1	Dibromochloromethane	ND	3.8	0.76	ug/kg	
75-71-8	Dichlorodifluoromethane	ND	3.8	0.76	ug/kg	
156-59-2	cis-1,2-Dichloroethylene	2.1	3.8	1.1	ug/kg	J
10061-01-5	cis-1,3-Dichloropropene	ND	3.8	1.1	ug/kg	
541-73-1	m-Dichlorobenzene	ND	3.8	1.1	ug/kg	
95-50-1	o-Dichlorobenzene	ND	3.8	1.1	ug/kg	
106-46-7	p-Dichlorobenzene	ND	3.8	1.1	ug/kg	

ND = Not detected MDL - Method Detection Limit

RL = Reporting Limit

E = Indicates value exceeds calibration range

J = Indicates an estimated value

B = Indicates analyte found in associated method blank

N = Indicates presumptive evidence of a compound

## Report of Analysis

<b>Client Sample ID:</b>	T24-3.8	<b>Date Sampled:</b>	07/21/11
<b>Lab Sample ID:</b>	C17127-37	<b>Date Received:</b>	07/22/11
<b>Matrix:</b>	SO - Soil	<b>Percent Solids:</b>	n/a <sup>a</sup>
<b>Method:</b>	SW846 8260B	<b>Project:</b> Romic Soil Investigation(Romic EPA) - 2081 Bay Road,East Palo Alto,CA	

## VOA 8260 List

CAS No.	Compound	Result	RL	MDL	Units	Q
156-60-5	trans-1,2-Dichloroethylene	1.4	3.8	1.1	ug/kg	J
10061-02-6	trans-1,3-Dichloropropene	ND	3.8	1.1	ug/kg	
100-41-4	Ethylbenzene	ND	3.8	1.1	ug/kg	
637-92-3	Ethyl tert-Butyl Ether	ND	3.8	1.1	ug/kg	
591-78-6	2-Hexanone	ND	30	3.8	ug/kg	
87-68-3	Hexachlorobutadiene	ND	3.8	0.76	ug/kg	
98-82-8	Isopropylbenzene	ND	3.8	1.1	ug/kg	
99-87-6	p-Isopropyltoluene	ND	3.8	1.1	ug/kg	
108-10-1	4-Methyl-2-pentanone	ND	30	11	ug/kg	
74-83-9	Methyl bromide	ND	3.8	1.9	ug/kg	
74-87-3	Methyl chloride	ND	3.8	1.1	ug/kg	
74-95-3	Methylene bromide	ND	3.8	1.9	ug/kg	
75-09-2	Methylene chloride	ND	19	12	ug/kg	
78-93-3	Methyl ethyl ketone	ND	30	9.1	ug/kg	
1634-04-4	Methyl Tert Butyl Ether	ND	3.8	0.76	ug/kg	
91-20-3	Naphthalene	ND	3.8	1.1	ug/kg	
103-65-1	n-Propylbenzene	ND	3.8	1.1	ug/kg	
100-42-5	Styrene	ND	3.8	0.76	ug/kg	
994-05-8	Tert-Amyl Methyl Ether	ND	3.8	0.91	ug/kg	
75-65-0	Tert Butyl Alcohol	ND	30	7.6	ug/kg	
630-20-6	1,1,1,2-Tetrachloroethane	ND	3.8	0.76	ug/kg	
71-55-6	1,1,1-Trichloroethane	ND	3.8	1.1	ug/kg	
79-34-5	1,1,2,2-Tetrachloroethane	ND	3.8	0.76	ug/kg	
79-00-5	1,1,2-Trichloroethane	ND	3.8	0.76	ug/kg	
87-61-6	1,2,3-Trichlorobenzene	ND	3.8	1.1	ug/kg	
96-18-4	1,2,3-Trichloropropane	ND	3.8	1.1	ug/kg	
120-82-1	1,2,4-Trichlorobenzene	ND	3.8	1.1	ug/kg	
95-63-6	1,2,4-Trimethylbenzene	ND	3.8	1.1	ug/kg	
108-67-8	1,3,5-Trimethylbenzene	ND	3.8	1.1	ug/kg	
127-18-4	Tetrachloroethylene	ND	3.8	2.7	ug/kg	
108-88-3	Toluene	ND	3.8	1.1	ug/kg	
79-01-6	Trichloroethylene	ND	3.8	0.76	ug/kg	
75-69-4	Trichlorofluoromethane	ND	3.8	0.91	ug/kg	
75-01-4	Vinyl chloride	ND	3.8	1.9	ug/kg	
1330-20-7	Xylene (total)	ND	7.6	3.0	ug/kg	

CAS No.	Surrogate Recoveries	Run# 1	Run# 2	Limits
1868-53-7	Dibromofluoromethane	97%		60-130%
2037-26-5	Toluene-D8	103%		60-130%

ND = Not detected MDL - Method Detection Limit

RL = Reporting Limit

E = Indicates value exceeds calibration range

J = Indicates an estimated value

B = Indicates analyte found in associated method blank

N = Indicates presumptive evidence of a compound

## Report of Analysis

<b>Client Sample ID:</b>	T24-3.8	<b>Date Sampled:</b>	07/21/11
<b>Lab Sample ID:</b>	C17127-37	<b>Date Received:</b>	07/22/11
<b>Matrix:</b>	SO - Soil	<b>Percent Solids:</b>	n/a <sup>a</sup>
<b>Method:</b>	SW846 8260B		
<b>Project:</b>	Romic Soil Investigation(Romic EPA) - 2081 Bay Road, East Palo Alto, CA		

### VOA 8260 List

CAS No.	Surrogate Recoveries	Run# 1	Run# 2	Limits
460-00-4	4-Bromofluorobenzene	96%		60-130%

(a) All results reported on wet weight basis.

ND = Not detected      MDL - Method Detection Limit  
 RL = Reporting Limit  
 E = Indicates value exceeds calibration range

J = Indicates an estimated value  
 B = Indicates analyte found in associated method blank  
 N = Indicates presumptive evidence of a compound

## Report of Analysis

<b>Client Sample ID:</b>	T24-6.8	<b>Date Sampled:</b>	07/21/11
<b>Lab Sample ID:</b>	C17127-38	<b>Date Received:</b>	07/22/11
<b>Matrix:</b>	SO - Soil	<b>Percent Solids:</b>	n/a <sup>a</sup>
<b>Method:</b>	SW846 8260B	<b>Project:</b> Romic Soil Investigation(Romic EPA) - 2081 Bay Road, East Palo Alto, CA	

Run #	File ID	DF	Analyzed	By	Prep Date	Prep Batch	Analytical Batch
Run #1	M26248.D	1	08/04/11	TN	n/a	n/a	VM835
Run #2							

Run #	Initial Weight
Run #1	6.77 g
Run #2	

## VOA 8260 List

CAS No.	Compound	Result	RL	MDL	Units	Q
67-64-1	Acetone	ND	74	15	ug/kg	
71-43-2	Benzene	ND	3.7	1.1	ug/kg	
108-86-1	Bromobenzene	ND	3.7	1.1	ug/kg	
74-97-5	Bromochloromethane	ND	3.7	1.1	ug/kg	
75-27-4	Bromodichloromethane	ND	3.7	0.74	ug/kg	
75-25-2	Bromoform	ND	3.7	0.74	ug/kg	
104-51-8	n-Butylbenzene	ND	3.7	1.1	ug/kg	
135-98-8	sec-Butylbenzene	ND	3.7	1.1	ug/kg	
98-06-6	tert-Butylbenzene	ND	3.7	1.1	ug/kg	
108-90-7	Chlorobenzene	ND	3.7	1.1	ug/kg	
75-00-3	Chloroethane	ND	3.7	1.1	ug/kg	
67-66-3	Chloroform	ND	3.7	1.1	ug/kg	
95-49-8	o-Chlorotoluene	ND	3.7	1.1	ug/kg	
106-43-4	p-Chlorotoluene	ND	3.7	1.1	ug/kg	
56-23-5	Carbon tetrachloride	ND	3.7	0.74	ug/kg	
75-34-3	1,1-Dichloroethane	1.3	3.7	0.74	ug/kg	J
75-35-4	1,1-Dichloroethylene	ND	3.7	1.1	ug/kg	
563-58-6	1,1-Dichloropropene	ND	3.7	1.1	ug/kg	
96-12-8	1,2-Dibromo-3-chloropropane	ND	3.7	0.74	ug/kg	
106-93-4	1,2-Dibromoethane	ND	3.7	0.74	ug/kg	
107-06-2	1,2-Dichloroethane	ND	3.7	1.1	ug/kg	
78-87-5	1,2-Dichloropropane	ND	3.7	1.1	ug/kg	
142-28-9	1,3-Dichloropropane	ND	3.7	1.1	ug/kg	
108-20-3	Di-Isopropyl ether	ND	3.7	1.1	ug/kg	
594-20-7	2,2-Dichloropropane	ND	3.7	1.1	ug/kg	
124-48-1	Dibromochloromethane	ND	3.7	0.74	ug/kg	
75-71-8	Dichlorodifluoromethane	ND	3.7	0.74	ug/kg	
156-59-2	cis-1,2-Dichloroethylene	5.4	3.7	1.1	ug/kg	
10061-01-5	cis-1,3-Dichloropropene	ND	3.7	1.1	ug/kg	
541-73-1	m-Dichlorobenzene	ND	3.7	1.1	ug/kg	
95-50-1	o-Dichlorobenzene	ND	3.7	1.1	ug/kg	
106-46-7	p-Dichlorobenzene	ND	3.7	1.1	ug/kg	

ND = Not detected MDL - Method Detection Limit

RL = Reporting Limit

E = Indicates value exceeds calibration range

J = Indicates an estimated value

B = Indicates analyte found in associated method blank

N = Indicates presumptive evidence of a compound

## Report of Analysis

<b>Client Sample ID:</b>	T24-6.8	<b>Date Sampled:</b>	07/21/11
<b>Lab Sample ID:</b>	C17127-38	<b>Date Received:</b>	07/22/11
<b>Matrix:</b>	SO - Soil	<b>Percent Solids:</b>	n/a <sup>a</sup>
<b>Method:</b>	SW846 8260B	<b>Project:</b> Romic Soil Investigation(Romic EPA) - 2081 Bay Road,East Palo Alto,CA	

## VOA 8260 List

CAS No.	Compound	Result	RL	MDL	Units	Q
156-60-5	trans-1,2-Dichloroethylene	2.0	3.7	1.1	ug/kg	J
10061-02-6	trans-1,3-Dichloropropene	ND	3.7	1.1	ug/kg	
100-41-4	Ethylbenzene	ND	3.7	1.1	ug/kg	
637-92-3	Ethyl tert-Butyl Ether	ND	3.7	1.1	ug/kg	
591-78-6	2-Hexanone	ND	30	3.7	ug/kg	
87-68-3	Hexachlorobutadiene	ND	3.7	0.74	ug/kg	
98-82-8	Isopropylbenzene	ND	3.7	1.1	ug/kg	
99-87-6	p-Isopropyltoluene	ND	3.7	1.1	ug/kg	
108-10-1	4-Methyl-2-pentanone	ND	30	11	ug/kg	
74-83-9	Methyl bromide	ND	3.7	1.8	ug/kg	
74-87-3	Methyl chloride	ND	3.7	1.1	ug/kg	
74-95-3	Methylene bromide	ND	3.7	1.8	ug/kg	
75-09-2	Methylene chloride	ND	18	12	ug/kg	
78-93-3	Methyl ethyl ketone	ND	30	8.9	ug/kg	
1634-04-4	Methyl Tert Butyl Ether	ND	3.7	0.74	ug/kg	
91-20-3	Naphthalene	ND	3.7	1.1	ug/kg	
103-65-1	n-Propylbenzene	ND	3.7	1.1	ug/kg	
100-42-5	Styrene	ND	3.7	0.74	ug/kg	
994-05-8	Tert-Amyl Methyl Ether	ND	3.7	0.89	ug/kg	
75-65-0	Tert Butyl Alcohol	ND	30	7.4	ug/kg	
630-20-6	1,1,1,2-Tetrachloroethane	ND	3.7	0.74	ug/kg	
71-55-6	1,1,1-Trichloroethane	ND	3.7	1.1	ug/kg	
79-34-5	1,1,2,2-Tetrachloroethane	ND	3.7	0.74	ug/kg	
79-00-5	1,1,2-Trichloroethane	ND	3.7	0.74	ug/kg	
87-61-6	1,2,3-Trichlorobenzene	ND	3.7	1.1	ug/kg	
96-18-4	1,2,3-Trichloropropane	ND	3.7	1.1	ug/kg	
120-82-1	1,2,4-Trichlorobenzene	ND	3.7	1.1	ug/kg	
95-63-6	1,2,4-Trimethylbenzene	ND	3.7	1.1	ug/kg	
108-67-8	1,3,5-Trimethylbenzene	ND	3.7	1.1	ug/kg	
127-18-4	Tetrachloroethylene	ND	3.7	2.6	ug/kg	
108-88-3	Toluene	ND	3.7	1.1	ug/kg	
79-01-6	Trichloroethylene	1.4	3.7	0.74	ug/kg	J
75-69-4	Trichlorofluoromethane	ND	3.7	0.89	ug/kg	
75-01-4	Vinyl chloride	2.0	3.7	1.8	ug/kg	J
1330-20-7	Xylene (total)	ND	7.4	3.0	ug/kg	

CAS No.	Surrogate Recoveries	Run# 1	Run# 2	Limits
1868-53-7	Dibromofluoromethane	96%		60-130%
2037-26-5	Toluene-D8	103%		60-130%

ND = Not detected MDL - Method Detection Limit

RL = Reporting Limit

E = Indicates value exceeds calibration range

J = Indicates an estimated value

B = Indicates analyte found in associated method blank

N = Indicates presumptive evidence of a compound



## Report of Analysis

<b>Client Sample ID:</b>	T24-6.8	<b>Date Sampled:</b>	07/21/11
<b>Lab Sample ID:</b>	C17127-38	<b>Date Received:</b>	07/22/11
<b>Matrix:</b>	SO - Soil	<b>Percent Solids:</b>	n/a <sup>a</sup>
<b>Method:</b>	SW846 8260B	<b>Project:</b> Romic Soil Investigation(Romic EPA) - 2081 Bay Road, East Palo Alto, CA	

**VOA 8260 List**

CAS No.	Surrogate Recoveries	Run# 1	Run# 2	Limits
460-00-4	4-Bromofluorobenzene	98%		60-130%

(a) All results reported on wet weight basis.

ND = Not detected      MDL - Method Detection Limit  
 RL = Reporting Limit  
 E = Indicates value exceeds calibration range

J = Indicates an estimated value  
 B = Indicates analyte found in associated method blank  
 N = Indicates presumptive evidence of a compound

## Report of Analysis

<b>Client Sample ID:</b>	R24-3.0	<b>Date Sampled:</b>	07/21/11
<b>Lab Sample ID:</b>	C17127-39	<b>Date Received:</b>	07/22/11
<b>Matrix:</b>	SO - Soil	<b>Percent Solids:</b>	n/a <sup>a</sup>
<b>Method:</b>	SW846 8260B	<b>Project:</b> Romic Soil Investigation(Romic EPA) - 2081 Bay Road, East Palo Alto, CA	

Run #	File ID	DF	Analyzed	By	Prep Date	Prep Batch	Analytical Batch
Run #1	M26249.D	1	08/04/11	TN	n/a	n/a	VM835
Run #2							

Run #	Initial Weight
Run #1	6.71 g
Run #2	

## VOA 8260 List

CAS No.	Compound	Result	RL	MDL	Units	Q
67-64-1	Acetone	29.4	75	15	ug/kg	J
71-43-2	Benzene	23.5	3.7	1.1	ug/kg	
108-86-1	Bromobenzene	ND	3.7	1.1	ug/kg	
74-97-5	Bromochloromethane	ND	3.7	1.1	ug/kg	
75-27-4	Bromodichloromethane	ND	3.7	0.75	ug/kg	
75-25-2	Bromoform	ND	3.7	0.75	ug/kg	
104-51-8	n-Butylbenzene	ND	3.7	1.1	ug/kg	
135-98-8	sec-Butylbenzene	ND	3.7	1.1	ug/kg	
98-06-6	tert-Butylbenzene	ND	3.7	1.1	ug/kg	
108-90-7	Chlorobenzene	1.3	3.7	1.1	ug/kg	J
75-00-3	Chloroethane	ND	3.7	1.1	ug/kg	
67-66-3	Chloroform	ND	3.7	1.1	ug/kg	
95-49-8	o-Chlorotoluene	ND	3.7	1.1	ug/kg	
106-43-4	p-Chlorotoluene	ND	3.7	1.1	ug/kg	
56-23-5	Carbon tetrachloride	ND	3.7	0.75	ug/kg	
75-34-3	1,1-Dichloroethane	ND	3.7	0.75	ug/kg	
75-35-4	1,1-Dichloroethylene	ND	3.7	1.1	ug/kg	
563-58-6	1,1-Dichloropropene	ND	3.7	1.1	ug/kg	
96-12-8	1,2-Dibromo-3-chloropropane	ND	3.7	0.75	ug/kg	
106-93-4	1,2-Dibromoethane	ND	3.7	0.75	ug/kg	
107-06-2	1,2-Dichloroethane	ND	3.7	1.1	ug/kg	
78-87-5	1,2-Dichloropropane	ND	3.7	1.1	ug/kg	
142-28-9	1,3-Dichloropropane	ND	3.7	1.1	ug/kg	
108-20-3	Di-Isopropyl ether	ND	3.7	1.1	ug/kg	
594-20-7	2,2-Dichloropropane	ND	3.7	1.1	ug/kg	
124-48-1	Dibromochloromethane	ND	3.7	0.75	ug/kg	
75-71-8	Dichlorodifluoromethane	ND	3.7	0.75	ug/kg	
156-59-2	cis-1,2-Dichloroethylene	6.3	3.7	1.1	ug/kg	
10061-01-5	cis-1,3-Dichloropropene	ND	3.7	1.1	ug/kg	
541-73-1	m-Dichlorobenzene	ND	3.7	1.1	ug/kg	
95-50-1	o-Dichlorobenzene	ND	3.7	1.1	ug/kg	
106-46-7	p-Dichlorobenzene	ND	3.7	1.1	ug/kg	

ND = Not detected MDL - Method Detection Limit

RL = Reporting Limit

E = Indicates value exceeds calibration range

J = Indicates an estimated value

B = Indicates analyte found in associated method blank

N = Indicates presumptive evidence of a compound

## Report of Analysis

<b>Client Sample ID:</b>	R24-3.0	<b>Date Sampled:</b>	07/21/11
<b>Lab Sample ID:</b>	C17127-39	<b>Date Received:</b>	07/22/11
<b>Matrix:</b>	SO - Soil	<b>Percent Solids:</b>	n/a <sup>a</sup>
<b>Method:</b>	SW846 8260B		
<b>Project:</b>	Romic Soil Investigation(Romic EPA) - 2081 Bay Road,East Palo Alto,CA		

## VOA 8260 List

CAS No.	Compound	Result	RL	MDL	Units	Q
156-60-5	trans-1,2-Dichloroethylene	ND	3.7	1.1	ug/kg	
10061-02-6	trans-1,3-Dichloropropene	ND	3.7	1.1	ug/kg	
100-41-4	Ethylbenzene	ND	3.7	1.1	ug/kg	
637-92-3	Ethyl tert-Butyl Ether	ND	3.7	1.1	ug/kg	
591-78-6	2-Hexanone	ND	30	3.7	ug/kg	
87-68-3	Hexachlorobutadiene	ND	3.7	0.75	ug/kg	
98-82-8	Isopropylbenzene	ND	3.7	1.1	ug/kg	
99-87-6	p-Isopropyltoluene	ND	3.7	1.1	ug/kg	
108-10-1	4-Methyl-2-pentanone	ND	30	11	ug/kg	
74-83-9	Methyl bromide	ND	3.7	1.9	ug/kg	
74-87-3	Methyl chloride	ND	3.7	1.1	ug/kg	
74-95-3	Methylene bromide	ND	3.7	1.9	ug/kg	
75-09-2	Methylene chloride	ND	19	12	ug/kg	
78-93-3	Methyl ethyl ketone	ND	30	8.9	ug/kg	
1634-04-4	Methyl Tert Butyl Ether	ND	3.7	0.75	ug/kg	
91-20-3	Naphthalene	ND	3.7	1.1	ug/kg	
103-65-1	n-Propylbenzene	ND	3.7	1.1	ug/kg	
100-42-5	Styrene	ND	3.7	0.75	ug/kg	
994-05-8	Tert-Amyl Methyl Ether	ND	3.7	0.89	ug/kg	
75-65-0	Tert Butyl Alcohol	ND	30	7.5	ug/kg	
630-20-6	1,1,1,2-Tetrachloroethane	ND	3.7	0.75	ug/kg	
71-55-6	1,1,1-Trichloroethane	ND	3.7	1.1	ug/kg	
79-34-5	1,1,2,2-Tetrachloroethane	ND	3.7	0.75	ug/kg	
79-00-5	1,1,2-Trichloroethane	ND	3.7	0.75	ug/kg	
87-61-6	1,2,3-Trichlorobenzene	ND	3.7	1.1	ug/kg	
96-18-4	1,2,3-Trichloropropane	ND	3.7	1.1	ug/kg	
120-82-1	1,2,4-Trichlorobenzene	ND	3.7	1.1	ug/kg	
95-63-6	1,2,4-Trimethylbenzene	ND	3.7	1.1	ug/kg	
108-67-8	1,3,5-Trimethylbenzene	ND	3.7	1.1	ug/kg	
127-18-4	Tetrachloroethylene	ND	3.7	2.6	ug/kg	
108-88-3	Toluene	ND	3.7	1.1	ug/kg	
79-01-6	Trichloroethylene	0.76	3.7	0.75	ug/kg	J
75-69-4	Trichlorofluoromethane	ND	3.7	0.89	ug/kg	
75-01-4	Vinyl chloride	ND	3.7	1.9	ug/kg	
1330-20-7	Xylene (total)	ND	7.5	3.0	ug/kg	

CAS No.	Surrogate Recoveries	Run# 1	Run# 2	Limits
1868-53-7	Dibromofluoromethane	99%		60-130%
2037-26-5	Toluene-D8	103%		60-130%

ND = Not detected MDL - Method Detection Limit

RL = Reporting Limit

E = Indicates value exceeds calibration range

J = Indicates an estimated value

B = Indicates analyte found in associated method blank

N = Indicates presumptive evidence of a compound

## Report of Analysis

<b>Client Sample ID:</b>	R24-3.0	<b>Date Sampled:</b>	07/21/11
<b>Lab Sample ID:</b>	C17127-39	<b>Date Received:</b>	07/22/11
<b>Matrix:</b>	SO - Soil	<b>Percent Solids:</b>	n/a <sup>a</sup>
<b>Method:</b>	SW846 8260B	<b>Project:</b> Romic Soil Investigation(Romic EPA) - 2081 Bay Road, East Palo Alto, CA	

### VOA 8260 List

CAS No.	Surrogate Recoveries	Run# 1	Run# 2	Limits
460-00-4	4-Bromofluorobenzene	102%		60-130%

(a) All results reported on wet weight basis.

ND = Not detected      MDL - Method Detection Limit  
 RL = Reporting Limit  
 E = Indicates value exceeds calibration range

J = Indicates an estimated value  
 B = Indicates analyte found in associated method blank  
 N = Indicates presumptive evidence of a compound

## Misc. Forms

---

### Custody Documents and Other Forms

---

Includes the following where applicable:

- Chain of Custody



**ACCUTEST**  
LABORATORIES

**CHAIN OF CUSTODY**

2105 Lundy Ave, San Jose, CA 95131  
(408) 588-0200 FAX: (408) 588-0201

IRISECAD2779

1 of 4

Client / Reporting Information				Project Information				Requested Analysis										Matrix Codes													
Company Name Iris Environmental		Project Name Romio EPA		Street 2081 Bay Rd		City East Palo Alto CA		State		Zip		City		State		Zip		Matrix Codes													
Project Contact Chris Aher		Project # 07-555C		Phone # 510 934 4747 x21		EMAIL calger@irisenv.com		Client Purchase Order #		VOCs 8260		Can 17 Metals (All in 7000)		Pb, Cd, Cr (Lead)		TPH & g, ms 8015		SVOCs 8270		Pesticides 807A		PCBs 806a									
Sampler's Name SM		Collection		Date		Time		Sampled by		Matrix		# of bottles		D		NH <sub>3</sub>		HNO <sub>3</sub>		H <sub>2</sub> O <sub>2</sub>		NONE		MUSOC		MICH		MNOHIE		Matrix Codes	
Accutest Sample ID		Sample ID / Field Point / Point of Collection		Date		Time		Sampled by		Matrix		# of bottles		D		NH <sub>3</sub>		HNO <sub>3</sub>		H <sub>2</sub> O <sub>2</sub>		NONE		MUSOC		MICH		MNOHIE		Matrix Codes	
-1	R20-1.7	7/21	0645	SM	SD	3																								WW- Wastewater GW- Ground Water SW- Surface Water SO- Soil OI-Oil WP-Wipe LIQ- Non-aqueous Liquid AIR DW- Drinking Water (Perchlorate Only)	
-2	R20-4.2		0850			3																									
-3	R19-1.5		0915			4									X	X	X	X	X												
-4	R19-4.0		0920			3									X	X	X	X	X												
-5	R19-7.0		0925			3									X	X	X	X	X												
-6	S17-1.0		0955			4									X	X	X	X	X												
-7	S17-3.5		1000			3									X	X	X	X	X												
-8	R17-0.8		1025			3									X	X	X	X	X												
-9	R17-3.3		1030			3									X	X	X	X	X												
-10	R17-6.3		1035			3									X	X	X	X	X												
Turnaround Time (Business days)				Data Deliverable Information				Comments / Remarks																							
<input type="checkbox"/> Standard TAT 15 Business Days <input type="checkbox"/> 10 Day (Workload dependent) <input checked="" type="checkbox"/> 5 Day (Workload dependent) <input type="checkbox"/> 3 Day (125% markup) <input type="checkbox"/> 2 Day (150% markup) <input type="checkbox"/> 1 Day (200% markup) <input type="checkbox"/> Same Day (300% markup)				Approved By / Date: _____ <input type="checkbox"/> Commercial "A" - Results only <input checked="" type="checkbox"/> Commercial "B" - Results with QC summaries <input type="checkbox"/> Commercial "B+" - Results, QC, and chromatograms <input type="checkbox"/> FULLT1 - Level 4 data package <input type="checkbox"/> EDF for Geotracker <input checked="" type="checkbox"/> EDD Format Provide EDF Global ID: _____ Provide EDF Logcode: _____				Silica gel clean up Run duplicate - same analyses as primary sample Cooler #1 -> 5.0°C #2 -> 5.6°C																							
Emergency T/A data available VIA Lablink																															
Sample Custody must be documented below each time samples change possession, including courier delivery.																															
1	Relinquished by: [Signature]	Date Time: 7/22/2011 1555	Received By: [Signature]	Date Time: 16:40	Relinquished By: [Signature]	Date Time: 7-22-11	Received By: [Signature]																								
3	Relinquished by:	Date Time:	Received By:	Date Time:	Relinquished By:	Date Time:	Received By:																								
5	Relinquished by:	Date Time:	Received By:	Date Time:	Custody Seal #	Appropriate Bottle / Pres (Y/N)	Labels match Coc (Y/N)	Headspace Y/N	N/A	On Ice (Y/N)	Cooler Temp. 2 coolers °C																				

31  
3

FED-EX Tracking #	Bottle Order Control #
Accutest Quote #	Accutest NC Job #: C17127
Requested Analysis	
Matrix Codes	
WW- Wastewater GW- Ground Water SW- Surface Water SO- Soil OI- Oil WP- Wipe LIQ- Non-aqueous Liquid AIR DW- Drinking Water (Perchlorate Only)	
LAB USE ONLY	

Client / Reporting Information		Project Information													
Company Name: Iris		Project Name: Romie EPA													
Address:		Street:													
City:	State:	City:	State:												
Project Contact: See P1		Project #:													
Phone #:		EMAIL:													
Samplers Name: Sm		Client Purchase Order #:													
Accutest Sample ID	Sample ID / Field Point / Point of Collection	Collection		Number of preserved Bottles											
		Date	Time	Sampled by	Matrix	# of bottles	PCB	MUCH	MUCB	PCBCA	NOPE	NUMSOA	MUCOA	ENCODE	
-11	Q17-1.9	7/21	1155	Sm	SO	4									
-12	Q17-4.4		1100			3									
-13	Q17-7.4		1105			3									
-14	Q19-1.5		1135			3									
-15	Q19-4.0 [MS/MSD]		1130			3									
-16	Q19-7.0		1135			3									
-17	Q20-1.1		1150			4									
-18	Q20-3.6		1155			3									
-19	Q20-6.6		1200			3									
-20	R24-6.0		1705			3									

VOCs 8260  
 Com 17 Metals (6111700)  
 Pb, Cd, Cr (6010)  
 TPH-dig (8015)  
 SiOCs 8270  
 Pesticides 8081A  
 PCBs 8062

Turnaround Time ( Business days)	Data Deliverable Information	Comments / Remarks
<input type="checkbox"/> Standard TAT 15 Business Days <input type="checkbox"/> 10 Day (Workload dependent) <input checked="" type="checkbox"/> 5 Day (Workload dependent) <input type="checkbox"/> 3 Day (125% markup) <input type="checkbox"/> 2 Day (150% markup) <input type="checkbox"/> 1 Day (200% markup) <input type="checkbox"/> Same Day (300% markup)	<input type="checkbox"/> Commercial "A" - Results only <input checked="" type="checkbox"/> Commercial "B" - Results with QC summaries <input type="checkbox"/> Commercial "B+" - Results, QC, and chromatograms <input type="checkbox"/> FULLT1 - Level 4 data package <input type="checkbox"/> EDF for Geotracker <input checked="" type="checkbox"/> EDD Format Provide EDF Global ID: _____ Provide EDF Logcode: _____	Silica gel clean up 5035 KITS (1-meoh (2-DSH20) X34) Accutest liners (X11)

Emergency T/A data available VIA Lablink

Sample Custody must be documented below each time samples change possession, including courier delivery.

Relinquished by: [Signature]	Date Time: 07/22/2011	Received By: [Signature]	Date Time: 16:40	Relinquished By:	Received By: [Signature]
Relinquished by:	Date Time:	Received By:	Date Time:	Relinquished By:	Received By:
Relinquished by:	Date Time:	Received By:	Date Time:	Relinquished By:	Received By:
Relinquished by:	Date Time:	Received By:	Date Time:	Relinquished By:	Received By:
Relinquished by:	Date Time:	Received By:	Date Time:	Relinquished By:	Received By:

31  
3

FED-EX Tracking #	Bottle Order Control #
Accutest Quote #	Accutest NC Job #: C <b>C17127</b>
Requested Analysis	
<i>VOCS 8260</i> <i>Chlor 17 metals (6/11/7/02)</i> <i>PL-Cd-Cr 6012</i> <i>TPH-dig 8015</i> <i>SVOCs 8270</i> <i>Pesticides 8081A</i> <i>PCBs 8082</i>	
Matrix Codes	
WW- Wastewater GW- Ground Water SW- Surface Water SO- Soil CI-Oil WP-Wipe LIQ - Non-aqueous Liquid AIR DW- Drinking Water (Perchlorate Only)	
LAB USE ONLY	

Client / Reporting Information		Project Information																									
Company Name <b>Tris</b>		Project Name: <b>Romic EPA</b>																									
Address		Street																									
City State Zip		City State																									
Project Contact: <i>see p1</i>		Project #																									
Phone #		EMAIL:																									
Sampler's Name <b>SM</b>		Client Purchase Order #																									
Accutest Sample ID	Sample ID / Field Point / Point of Collection	Collection				Number of preserved Bottles																					
		Date	Time	Sampled by	Matrix	# of bottles	LI	NI	NI-CH	NI-CD	NI-CR	NI-CU	NI-PB	NI-MN	NI-NI	NI-NP	NI-SI	NI-ZN	NI-AS	NI-BA	NI-CO	NI-MO	NI-SB	NI-SE	NI-TE	NI-VI	
-21	OP21-0.7	7/21	1305	SM	SO	3																					
-22	OP21-3.2		1310			3																					
	<del>OP21-6.2</del>		<del>1315</del>			<del>3</del>																					
-23	OP19-1.3		1330			4																					
-24	OP19-3.8		1335			3																					
-25	OP19-6.8		1340			3																					
-26	P27-0.9		1430			4																					
-27	P27-5.0		1435			4																					
-28	P27-6.4		1440			4																					
-29	SA6-0.8		1510			4																					

Turnaround Time ( Business days)	Approved By/ Date:	Data Deliverable Information	Comments / Remarks
<input type="checkbox"/> Standard TAT 15 Business Days <input type="checkbox"/> 10 Day (Workload dependent) <input checked="" type="checkbox"/> 5 Day (Workload dependent) <input type="checkbox"/> 3 Day (125% markup) <input type="checkbox"/> 2 Day (150% markup) <input type="checkbox"/> 1 Day (200% markup) <input type="checkbox"/> Same Day (300% markup)		<input type="checkbox"/> Commercial "A" - Results only <input checked="" type="checkbox"/> Commercial "B" - Results with QC summaries <input type="checkbox"/> Commercial "B+" - Results, QC, and chromatograms <input type="checkbox"/> FULT1 - Level 4 data package <input type="checkbox"/> EDF for Geotracker <input checked="" type="checkbox"/> EDD Format Provide EDF Global ID Provide EDF Logcode:	<i>Silica gel clean up</i> <i>Run duplicate: same analyses as primary sample</i>

Emergency T/A data available VIA Lablink

Sample Custody must be documented below each time samples change possession, including courier delivery.

Relinquished by Sampler: <b>Paulo</b>	Date Time: <b>07/22/2011</b>	Received By: <b>6</b>	Date Time: <b>1:55</b>	Relinquished By: <b>6</b>	Date Time: <b>16:40</b>	Received By: <b>2</b>	Date Time: <b>7-22-11</b>
Relinquished by:	Date Time:	Received By:	Date Time:	Relinquished By:	Date Time:	Received By:	Date Time:
3		3		4		4	
Relinquished by:	Date Time:	Received By:	Date Time:	Custody Seal #	Appropriate Bottle / Pres. Y / N	Headspace Y / N	On Ice Y / N
5		5			Labels match Coc? Y / N	Separate Receiving Check List used: Y / N	Cooler Temp. _____ °C

31  
3



FED-EX Tracking #	Bottle Order Control #
Accutest Quote #	Accutest NC Job #: C <b>C17127</b>
Client / Reporting Information	
Company Name: <b>Tris</b>	
Project Name: <b>ROMIE EPA</b>	
Address	
City State Zip City State	
Project Contact: <b>see p1</b>	
Project #	
Phone #	
EMAIL:	
Samplers Name: <b>Steve Mack</b>	
Client Purchase Order #	
Collection	
Date: <b>07/21</b> Time: <b>1515</b> Matrix: <b>SM</b> # of bottles: <b>30</b>	
Number of preserved Bottles	
PEI <input type="checkbox"/> NaOH <input type="checkbox"/> HNO3 <input type="checkbox"/> H2SO4 <input type="checkbox"/> NONE <input type="checkbox"/> NaOH <input type="checkbox"/> HNO3 <input type="checkbox"/> H2SO4 <input type="checkbox"/> NONE	
<b>VOCs</b> <b>Can 17 metals (4010/700)</b> <b>Pb, Cd, Cr (6010)</b> <b>TPH-d (4010)</b> <b>SIVCS (8270)</b> <b>Pesticides (80814)</b> <b>PCBs (6082)</b>	
Requested Analysis	
Matrix Codes	
WW- Wastewater GW- Ground Water SW- Surface Water SO- Soil OI-OI WP-Wipe LIQ- Non-aqueous Liquid AIR DW- Drinking Water (Perchlorate Only)	
LAB USE ONLY	

Accutest Sample ID	Sample ID / Field Point / Point of Collection	Date	Time	Sampled by	Matrix	# of bottles	PEI	NaOH	HNO3	H2SO4	NONE	NaOH	HNO3	H2SO4	NONE
-30	S26-3.3	07/21	1515	SM	SM	3									
-31	S26-6.3		1520			3									
-32	V26-0.9		1545			4									
-33	V26-3.4		1550			3									
-34	V26-6.4		1555			3									
-35	S22-0.8		1615			4									
-36	S22-3.3		1620			3									
-37	T24-3.8		1640			3									
-38	T24-6.8		1645			3									
-39	R24-3.0		1700			3									

Turnaround Time (Business days)

Standard TAT 15 Business Days

10 Day (Workload dependent)

5 Day (Workload dependent)

3 Day (125% markup)

2 Day (150% markup)

1 Day (200% markup)

Same Day (300% markup)

Approved By/ Date: \_\_\_\_\_

Data Deliverable Information

Commercial "A" - Results only

Commercial "B" - Results with QC summaries

Commercial "B\*" - Results, QC, and chromatograms

FULL1 - Level 4 data package

EDF for Geotracker  EDD Format

Provide EDF Global ID: \_\_\_\_\_

Provide EDF Logcode: \_\_\_\_\_

silica gel cleanup

Run duplicate - same analyses as 'primary' sample

Emergency T/A data available VIA Lablink

Sample Custody must be documented below each time samples change possession, including courier delivery.

Relinquished by: <b>Huber</b> Date Time: <b>07/22/2011 1555</b>	Received By: <b>[Signature]</b> Date Time: <b>16:40</b>	Relinquished By: <b>[Signature]</b> Date Time: <b>7:22-11</b>	Received By: <b>[Signature]</b>
Relinquished by:	Received By:	Relinquished By:	Received By:
Relinquished by:	Received By:	Relinquished By:	Received By:
Relinquished by:	Received By:	Custody Seal #	Appropriate Bottle / Pres. Y / N
Relinquished by:	Received By:	Custody Seal #	Headspace Y / N
Relinquished by:	Received By:	Custody Seal #	On Ice Y / N
Relinquished by:	Received By:	Custody Seal #	Cooler Temp. _____ °C
Relinquished by:	Received By:	Custody Seal #	Labels match Coc? Y / N
Relinquished by:	Received By:	Custody Seal #	Separate Receiving Check List used: Y / N

 31  
 3

**Review Chain of Custody**

Chain of Custody is to be complete and legible.

- Are these regulatory (NPDES) samples?  WWA-  Yes /  No
- Is pH requested?  Yes /  No
  - Was Client informed that hold time is 15 min? Yes / No Continue  Yes /  No
  - Was ortho-Phosphate filtered with in 15 min? Yes / No Continue  Yes /  No
- Are sample within hold time?  Yes /  No
- Are sample in danger of exceeding hold-time?  Yes /  No
- Existing Client?  Yes /  No Existing Project?  Yes /  No
  - If No: Is Report to Info complete and legible, including;
    - deliverable  Name  Address  phone  e-mail
    - Is Bill to info complete and legible, including;
      - PO#  Credit card  Contact address  phone  e-mail
    - Is Contact and/or Project Manager identified, including;
      - phone  e-mail
      - Project name / number
  - Special requirements?  Yes /  No
  - Sample IDs / date & time of collection provided?  Yes /  No
  - Is Matrix listed and correct?  Yes /  No
  - Analyses listed, we do, or client has authorized a subcontract?  Yes /  No
  - Chain is signed and dated by both client and sample custodian?  Yes /  No
  - IAT requested available?  Yes /  No Approved by PM

**Review Coolers:**

- Were all Coolers temperatures measured at  $\leq 6^{\circ}\text{C}$ ?  Yes /  No
  - If cooler is outside the  $\leq 6^{\circ}\text{C}$ ; note down the affected bottles in that cooler on the left
  - Are samples on Ice?  Yes /  No
- Note that ANC does NOT accept evidentiary samples. (We do not lock refrigerators)

- Shipment Received Method AC
- Custody Seals: Present:  Yes /  No If Yes; Unbroken:  Yes /  No

**Review of Sample Bottles: If you answer no, explain to the side**

- Chain matches bottle labels?  Yes /  No  Sample bottle intact?  Yes /  No
- Is there enough sample volume in proper bottle for requested analyses?  Yes /  No
- Proper Preservatives?  Yes /  No 5035 KITS (MEOH/DIH2O) via 1/5.
- Headspace-VOAs? Greater than 6mm in diameter  Yes /  No  
List sample ID and affected container

Client Sample ID	pH Check	Other Comments/Issues

**Non-Compliance issues and discrepancies on the COC are forwarded to Project Management**

\\accunca.accutest.com\dept\stqa\sops\sop\_completelist\_2010\current\_active\_sop\_oct\_2010\sc001f1\_0\_form1\_samplecontrol\_samplerereceivingchecklist\_2009-01-01.doc

## GC/MS Volatiles

---

### QC Data Summaries

---

Includes the following where applicable:

- Method Blank Summaries
- Blank Spike Summaries
- Matrix Spike and Duplicate Summaries

## Method Blank Summary

**Job Number:** C17127**Account:** IRISECAO Iris Environmental**Project:** Romic Soil Investigation(Romic EPA) - 2081 Bay Road,East Palo Alto,CA

Sample	File ID	DF	Analyzed	By	Prep Date	Prep Batch	Analytical Batch
VM834-MB	M26185.D	1	08/03/11	TN	n/a	n/a	VM834

**The QC reported here applies to the following samples:****Method:** SW846 8260B

C17127-1, C17127-2, C17127-3, C17127-4, C17127-6, C17127-7, C17127-8, C17127-9, C17127-10

CAS No.	Compound	Result	RL	MDL	Units	Q
67-64-1	Acetone	ND	100	20	ug/kg	
71-43-2	Benzene	ND	5.0	1.5	ug/kg	
108-86-1	Bromobenzene	ND	5.0	1.5	ug/kg	
74-97-5	Bromochloromethane	ND	5.0	1.5	ug/kg	
75-27-4	Bromodichloromethane	ND	5.0	1.0	ug/kg	
75-25-2	Bromoform	ND	5.0	1.0	ug/kg	
104-51-8	n-Butylbenzene	ND	5.0	1.5	ug/kg	
135-98-8	sec-Butylbenzene	ND	5.0	1.5	ug/kg	
98-06-6	tert-Butylbenzene	ND	5.0	1.5	ug/kg	
108-90-7	Chlorobenzene	ND	5.0	1.5	ug/kg	
75-00-3	Chloroethane	ND	5.0	1.5	ug/kg	
67-66-3	Chloroform	ND	5.0	1.5	ug/kg	
95-49-8	o-Chlorotoluene	ND	5.0	1.5	ug/kg	
106-43-4	p-Chlorotoluene	ND	5.0	1.5	ug/kg	
56-23-5	Carbon tetrachloride	ND	5.0	1.0	ug/kg	
75-34-3	1,1-Dichloroethane	ND	5.0	1.0	ug/kg	
75-35-4	1,1-Dichloroethylene	ND	5.0	1.5	ug/kg	
563-58-6	1,1-Dichloropropene	ND	5.0	1.5	ug/kg	
96-12-8	1,2-Dibromo-3-chloropropane	ND	5.0	1.0	ug/kg	
106-93-4	1,2-Dibromoethane	ND	5.0	1.0	ug/kg	
107-06-2	1,2-Dichloroethane	ND	5.0	1.5	ug/kg	
78-87-5	1,2-Dichloropropane	ND	5.0	1.5	ug/kg	
142-28-9	1,3-Dichloropropane	ND	5.0	1.5	ug/kg	
108-20-3	Di-Isopropyl ether	ND	5.0	1.5	ug/kg	
594-20-7	2,2-Dichloropropane	ND	5.0	1.5	ug/kg	
124-48-1	Dibromochloromethane	ND	5.0	1.0	ug/kg	
75-71-8	Dichlorodifluoromethane	ND	5.0	1.0	ug/kg	
156-59-2	cis-1,2-Dichloroethylene	ND	5.0	1.5	ug/kg	
10061-01-5	cis-1,3-Dichloropropene	ND	5.0	1.5	ug/kg	
541-73-1	m-Dichlorobenzene	ND	5.0	1.5	ug/kg	
95-50-1	o-Dichlorobenzene	ND	5.0	1.5	ug/kg	
106-46-7	p-Dichlorobenzene	ND	5.0	1.5	ug/kg	
156-60-5	trans-1,2-Dichloroethylene	ND	5.0	1.5	ug/kg	
10061-02-6	trans-1,3-Dichloropropene	ND	5.0	1.5	ug/kg	
100-41-4	Ethylbenzene	ND	5.0	1.5	ug/kg	
637-92-3	Ethyl tert-Butyl Ether	ND	5.0	1.5	ug/kg	

## Method Blank Summary

**Job Number:** C17127  
**Account:** IRISECAO Iris Environmental  
**Project:** Romic Soil Investigation(Romic EPA) - 2081 Bay Road,East Palo Alto,CA

Sample	File ID	DF	Analyzed	By	Prep Date	Prep Batch	Analytical Batch
VM834-MB	M26185.D	1	08/03/11	TN	n/a	n/a	VM834

**The QC reported here applies to the following samples:** **Method:** SW846 8260B

C17127-1, C17127-2, C17127-3, C17127-4, C17127-6, C17127-7, C17127-8, C17127-9, C17127-10

CAS No.	Compound	Result	RL	MDL	Units	Q
591-78-6	2-Hexanone	ND	40	5.0	ug/kg	
87-68-3	Hexachlorobutadiene	ND	5.0	1.0	ug/kg	
98-82-8	Isopropylbenzene	ND	5.0	1.5	ug/kg	
99-87-6	p-Isopropyltoluene	ND	5.0	1.5	ug/kg	
108-10-1	4-Methyl-2-pentanone	ND	40	15	ug/kg	
74-83-9	Methyl bromide	ND	5.0	2.5	ug/kg	
74-87-3	Methyl chloride	ND	5.0	1.5	ug/kg	
74-95-3	Methylene bromide	ND	5.0	2.5	ug/kg	
75-09-2	Methylene chloride	ND	25	16	ug/kg	
78-93-3	Methyl ethyl ketone	ND	40	12	ug/kg	
1634-04-4	Methyl Tert Butyl Ether	ND	5.0	1.0	ug/kg	
91-20-3	Naphthalene	ND	5.0	1.5	ug/kg	
103-65-1	n-Propylbenzene	ND	5.0	1.5	ug/kg	
100-42-5	Styrene	ND	5.0	1.0	ug/kg	
994-05-8	Tert-Amyl Methyl Ether	ND	5.0	1.2	ug/kg	
75-65-0	Tert Butyl Alcohol	ND	40	10	ug/kg	
630-20-6	1,1,1,2-Tetrachloroethane	ND	5.0	1.0	ug/kg	
71-55-6	1,1,1-Trichloroethane	ND	5.0	1.5	ug/kg	
79-34-5	1,1,2,2-Tetrachloroethane	ND	5.0	1.0	ug/kg	
79-00-5	1,1,2-Trichloroethane	ND	5.0	1.0	ug/kg	
87-61-6	1,2,3-Trichlorobenzene	ND	5.0	1.5	ug/kg	
96-18-4	1,2,3-Trichloropropane	ND	5.0	1.5	ug/kg	
120-82-1	1,2,4-Trichlorobenzene	ND	5.0	1.5	ug/kg	
95-63-6	1,2,4-Trimethylbenzene	ND	5.0	1.5	ug/kg	
108-67-8	1,3,5-Trimethylbenzene	ND	5.0	1.5	ug/kg	
127-18-4	Tetrachloroethylene	ND	5.0	3.5	ug/kg	
108-88-3	Toluene	ND	5.0	1.5	ug/kg	
79-01-6	Trichloroethylene	ND	5.0	1.0	ug/kg	
75-69-4	Trichlorofluoromethane	ND	5.0	1.2	ug/kg	
75-01-4	Vinyl chloride	ND	5.0	2.5	ug/kg	
1330-20-7	Xylene (total)	ND	10	4.0	ug/kg	

CAS No.	Surrogate Recoveries	Limits
1868-53-7	Dibromofluoromethane	84% 60-130%

## Method Blank Summary

**Job Number:** C17127  
**Account:** IRISECAO Iris Environmental  
**Project:** Romic Soil Investigation(Romic EPA) - 2081 Bay Road,East Palo Alto,CA

Sample	File ID	DF	Analyzed	By	Prep Date	Prep Batch	Analytical Batch
VM834-MB	M26185.D	1	08/03/11	TN	n/a	n/a	VM834

The QC reported here applies to the following samples:

Method: SW846 8260B

C17127-1, C17127-2, C17127-3, C17127-4, C17127-6, C17127-7, C17127-8, C17127-9, C17127-10

CAS No.	Surrogate Recoveries	Limits
2037-26-5	Toluene-D8	104% 60-130%
460-00-4	4-Bromofluorobenzene	102% 60-130%

## Method Blank Summary

**Job Number:** C17127**Account:** IRISECAO Iris Environmental**Project:** Romic Soil Investigation(Romic EPA) - 2081 Bay Road,East Palo Alto,CA

Sample	File ID	DF	Analyzed	By	Prep Date	Prep Batch	Analytical Batch
VL298-MB	L9500.D	1	08/04/11	TF	n/a	n/a	VL298

**The QC reported here applies to the following samples:****Method:** SW846 8260B

C17127-5, C17127-11, C17127-12, C17127-13, C17127-14, C17127-15, C17127-16, C17127-17, C17127-18, C17127-19, C17127-20, C17127-22, C17127-23, C17127-24, C17127-25, C17127-26, C17127-26A

CAS No.	Compound	Result	RL	MDL	Units	Q
67-64-1	Acetone	ND	100	20	ug/kg	
71-43-2	Benzene	ND	5.0	1.5	ug/kg	
108-86-1	Bromobenzene	ND	5.0	1.5	ug/kg	
74-97-5	Bromochloromethane	ND	5.0	1.5	ug/kg	
75-27-4	Bromodichloromethane	ND	5.0	1.0	ug/kg	
75-25-2	Bromoform	ND	5.0	1.0	ug/kg	
104-51-8	n-Butylbenzene	ND	5.0	1.5	ug/kg	
135-98-8	sec-Butylbenzene	ND	5.0	1.5	ug/kg	
98-06-6	tert-Butylbenzene	ND	5.0	1.5	ug/kg	
108-90-7	Chlorobenzene	ND	5.0	1.5	ug/kg	
75-00-3	Chloroethane	ND	5.0	1.5	ug/kg	
67-66-3	Chloroform	ND	5.0	1.5	ug/kg	
95-49-8	o-Chlorotoluene	ND	5.0	1.5	ug/kg	
106-43-4	p-Chlorotoluene	ND	5.0	1.5	ug/kg	
56-23-5	Carbon tetrachloride	ND	5.0	1.0	ug/kg	
75-34-3	1,1-Dichloroethane	ND	5.0	1.0	ug/kg	
75-35-4	1,1-Dichloroethylene	ND	5.0	1.5	ug/kg	
563-58-6	1,1-Dichloropropene	ND	5.0	1.5	ug/kg	
96-12-8	1,2-Dibromo-3-chloropropane	ND	5.0	1.0	ug/kg	
106-93-4	1,2-Dibromoethane	ND	5.0	1.0	ug/kg	
107-06-2	1,2-Dichloroethane	ND	5.0	1.5	ug/kg	
78-87-5	1,2-Dichloropropane	ND	5.0	1.5	ug/kg	
142-28-9	1,3-Dichloropropane	ND	5.0	1.5	ug/kg	
108-20-3	Di-Isopropyl ether	ND	5.0	1.5	ug/kg	
594-20-7	2,2-Dichloropropane	ND	5.0	1.5	ug/kg	
124-48-1	Dibromochloromethane	ND	5.0	1.0	ug/kg	
75-71-8	Dichlorodifluoromethane	ND	5.0	1.0	ug/kg	
156-59-2	cis-1,2-Dichloroethylene	ND	5.0	1.5	ug/kg	
10061-01-5	cis-1,3-Dichloropropene	ND	5.0	1.5	ug/kg	
541-73-1	m-Dichlorobenzene	ND	5.0	1.5	ug/kg	
95-50-1	o-Dichlorobenzene	ND	5.0	1.5	ug/kg	
106-46-7	p-Dichlorobenzene	ND	5.0	1.5	ug/kg	
156-60-5	trans-1,2-Dichloroethylene	ND	5.0	1.5	ug/kg	
10061-02-6	trans-1,3-Dichloropropene	ND	5.0	1.5	ug/kg	
100-41-4	Ethylbenzene	ND	5.0	1.5	ug/kg	
637-92-3	Ethyl tert-Butyl Ether	ND	5.0	1.5	ug/kg	

## Method Blank Summary

**Job Number:** C17127  
**Account:** IRISECAO Iris Environmental  
**Project:** Romic Soil Investigation(Romic EPA) - 2081 Bay Road,East Palo Alto,CA

Sample	File ID	DF	Analyzed	By	Prep Date	Prep Batch	Analytical Batch
VL298-MB	L9500.D	1	08/04/11	TF	n/a	n/a	VL298

**The QC reported here applies to the following samples:** **Method:** SW846 8260B

C17127-5, C17127-11, C17127-12, C17127-13, C17127-14, C17127-15, C17127-16, C17127-17, C17127-18, C17127-19, C17127-20, C17127-22, C17127-23, C17127-24, C17127-25, C17127-26, C17127-26A

CAS No.	Compound	Result	RL	MDL	Units	Q
591-78-6	2-Hexanone	ND	40	5.0	ug/kg	
87-68-3	Hexachlorobutadiene	ND	5.0	1.0	ug/kg	
98-82-8	Isopropylbenzene	ND	5.0	1.5	ug/kg	
99-87-6	p-Isopropyltoluene	ND	5.0	1.5	ug/kg	
108-10-1	4-Methyl-2-pentanone	ND	40	15	ug/kg	
74-83-9	Methyl bromide	ND	5.0	2.5	ug/kg	
74-87-3	Methyl chloride	ND	5.0	1.5	ug/kg	
74-95-3	Methylene bromide	ND	5.0	2.5	ug/kg	
75-09-2	Methylene chloride	ND	25	16	ug/kg	
78-93-3	Methyl ethyl ketone	ND	40	12	ug/kg	
1634-04-4	Methyl Tert Butyl Ether	ND	5.0	1.0	ug/kg	
91-20-3	Naphthalene	ND	5.0	1.5	ug/kg	
103-65-1	n-Propylbenzene	ND	5.0	1.5	ug/kg	
100-42-5	Styrene	ND	5.0	1.0	ug/kg	
994-05-8	Tert-Amyl Methyl Ether	ND	5.0	1.2	ug/kg	
75-65-0	Tert Butyl Alcohol	ND	40	10	ug/kg	
630-20-6	1,1,1,2-Tetrachloroethane	ND	5.0	1.0	ug/kg	
71-55-6	1,1,1-Trichloroethane	ND	5.0	1.5	ug/kg	
79-34-5	1,1,2,2-Tetrachloroethane	ND	5.0	1.0	ug/kg	
79-00-5	1,1,2-Trichloroethane	ND	5.0	1.0	ug/kg	
87-61-6	1,2,3-Trichlorobenzene	ND	5.0	1.5	ug/kg	
96-18-4	1,2,3-Trichloropropane	ND	5.0	1.5	ug/kg	
120-82-1	1,2,4-Trichlorobenzene	ND	5.0	1.5	ug/kg	
95-63-6	1,2,4-Trimethylbenzene	ND	5.0	1.5	ug/kg	
108-67-8	1,3,5-Trimethylbenzene	ND	5.0	1.5	ug/kg	
127-18-4	Tetrachloroethylene	ND	5.0	3.5	ug/kg	
108-88-3	Toluene	ND	5.0	1.5	ug/kg	
79-01-6	Trichloroethylene	ND	5.0	1.0	ug/kg	
75-69-4	Trichlorofluoromethane	ND	5.0	1.2	ug/kg	
75-01-4	Vinyl chloride	ND	5.0	2.5	ug/kg	
1330-20-7	Xylene (total)	ND	10	4.0	ug/kg	

CAS No.	Surrogate Recoveries	Limits
1868-53-7	Dibromofluoromethane	99% 60-130%



## Method Blank Summary

**Job Number:** C17127  
**Account:** IRISECAO Iris Environmental  
**Project:** Romic Soil Investigation(Romic EPA) - 2081 Bay Road,East Palo Alto,CA

Sample	File ID	DF	Analyzed	By	Prep Date	Prep Batch	Analytical Batch
VL298-MB	L9500.D	1	08/04/11	TF	n/a	n/a	VL298

The QC reported here applies to the following samples:

Method: SW846 8260B

C17127-5, C17127-11, C17127-12, C17127-13, C17127-14, C17127-15, C17127-16, C17127-17, C17127-18, C17127-19, C17127-20, C17127-22, C17127-23, C17127-24, C17127-25, C17127-26, C17127-26A

CAS No.	Surrogate Recoveries	Limits
2037-26-5	Toluene-D8	101% 60-130%
460-00-4	4-Bromofluorobenzene	98% 60-130%

## Method Blank Summary

**Job Number:** C17127**Account:** IRISECAO Iris Environmental**Project:** Romic Soil Investigation(Romic EPA) - 2081 Bay Road,East Palo Alto,CA

Sample	File ID	DF	Analyzed	By	Prep Date	Prep Batch	Analytical Batch
VM835-MB	M26230.D	1	08/04/11	TN	n/a	n/a	VM835

**The QC reported here applies to the following samples:****Method:** SW846 8260B

C17127-21, C17127-27, C17127-28, C17127-29, C17127-2A, C17127-30, C17127-31, C17127-32, C17127-33, C17127-34, C17127-35, C17127-37, C17127-38, C17127-39, C17127-8A

CAS No.	Compound	Result	RL	MDL	Units	Q
67-64-1	Acetone	ND	100	20	ug/kg	
71-43-2	Benzene	ND	5.0	1.5	ug/kg	
108-86-1	Bromobenzene	ND	5.0	1.5	ug/kg	
74-97-5	Bromochloromethane	ND	5.0	1.5	ug/kg	
75-27-4	Bromodichloromethane	ND	5.0	1.0	ug/kg	
75-25-2	Bromoform	ND	5.0	1.0	ug/kg	
104-51-8	n-Butylbenzene	ND	5.0	1.5	ug/kg	
135-98-8	sec-Butylbenzene	ND	5.0	1.5	ug/kg	
98-06-6	tert-Butylbenzene	ND	5.0	1.5	ug/kg	
108-90-7	Chlorobenzene	ND	5.0	1.5	ug/kg	
75-00-3	Chloroethane	ND	5.0	1.5	ug/kg	
67-66-3	Chloroform	ND	5.0	1.5	ug/kg	
95-49-8	o-Chlorotoluene	ND	5.0	1.5	ug/kg	
106-43-4	p-Chlorotoluene	ND	5.0	1.5	ug/kg	
56-23-5	Carbon tetrachloride	ND	5.0	1.0	ug/kg	
75-34-3	1,1-Dichloroethane	ND	5.0	1.0	ug/kg	
75-35-4	1,1-Dichloroethylene	ND	5.0	1.5	ug/kg	
563-58-6	1,1-Dichloropropene	ND	5.0	1.5	ug/kg	
96-12-8	1,2-Dibromo-3-chloropropane	ND	5.0	1.0	ug/kg	
106-93-4	1,2-Dibromoethane	ND	5.0	1.0	ug/kg	
107-06-2	1,2-Dichloroethane	ND	5.0	1.5	ug/kg	
78-87-5	1,2-Dichloropropane	ND	5.0	1.5	ug/kg	
142-28-9	1,3-Dichloropropane	ND	5.0	1.5	ug/kg	
108-20-3	Di-Isopropyl ether	ND	5.0	1.5	ug/kg	
594-20-7	2,2-Dichloropropane	ND	5.0	1.5	ug/kg	
124-48-1	Dibromochloromethane	ND	5.0	1.0	ug/kg	
75-71-8	Dichlorodifluoromethane	ND	5.0	1.0	ug/kg	
156-59-2	cis-1,2-Dichloroethylene	ND	5.0	1.5	ug/kg	
10061-01-5	cis-1,3-Dichloropropene	ND	5.0	1.5	ug/kg	
541-73-1	m-Dichlorobenzene	ND	5.0	1.5	ug/kg	
95-50-1	o-Dichlorobenzene	ND	5.0	1.5	ug/kg	
106-46-7	p-Dichlorobenzene	ND	5.0	1.5	ug/kg	
156-60-5	trans-1,2-Dichloroethylene	ND	5.0	1.5	ug/kg	
10061-02-6	trans-1,3-Dichloropropene	ND	5.0	1.5	ug/kg	
100-41-4	Ethylbenzene	ND	5.0	1.5	ug/kg	
637-92-3	Ethyl tert-Butyl Ether	ND	5.0	1.5	ug/kg	

## Method Blank Summary

**Job Number:** C17127  
**Account:** IRISECAO Iris Environmental  
**Project:** Romic Soil Investigation(Romic EPA) - 2081 Bay Road,East Palo Alto,CA

Sample	File ID	DF	Analyzed	By	Prep Date	Prep Batch	Analytical Batch
VM835-MB	M26230.D	1	08/04/11	TN	n/a	n/a	VM835

**The QC reported here applies to the following samples:** **Method:** SW846 8260B

C17127-21, C17127-27, C17127-28, C17127-29, C17127-2A, C17127-30, C17127-31, C17127-32, C17127-33, C17127-34, C17127-35, C17127-37, C17127-38, C17127-39, C17127-8A

CAS No.	Compound	Result	RL	MDL	Units	Q
591-78-6	2-Hexanone	ND	40	5.0	ug/kg	
87-68-3	Hexachlorobutadiene	ND	5.0	1.0	ug/kg	
98-82-8	Isopropylbenzene	ND	5.0	1.5	ug/kg	
99-87-6	p-Isopropyltoluene	ND	5.0	1.5	ug/kg	
108-10-1	4-Methyl-2-pentanone	ND	40	15	ug/kg	
74-83-9	Methyl bromide	ND	5.0	2.5	ug/kg	
74-87-3	Methyl chloride	ND	5.0	1.5	ug/kg	
74-95-3	Methylene bromide	ND	5.0	2.5	ug/kg	
75-09-2	Methylene chloride	ND	25	16	ug/kg	
78-93-3	Methyl ethyl ketone	ND	40	12	ug/kg	
1634-04-4	Methyl Tert Butyl Ether	ND	5.0	1.0	ug/kg	
91-20-3	Naphthalene	ND	5.0	1.5	ug/kg	
103-65-1	n-Propylbenzene	ND	5.0	1.5	ug/kg	
100-42-5	Styrene	ND	5.0	1.0	ug/kg	
994-05-8	Tert-Amyl Methyl Ether	ND	5.0	1.2	ug/kg	
75-65-0	Tert Butyl Alcohol	ND	40	10	ug/kg	
630-20-6	1,1,1,2-Tetrachloroethane	ND	5.0	1.0	ug/kg	
71-55-6	1,1,1-Trichloroethane	ND	5.0	1.5	ug/kg	
79-34-5	1,1,2,2-Tetrachloroethane	ND	5.0	1.0	ug/kg	
79-00-5	1,1,2-Trichloroethane	ND	5.0	1.0	ug/kg	
87-61-6	1,2,3-Trichlorobenzene	ND	5.0	1.5	ug/kg	
96-18-4	1,2,3-Trichloropropane	ND	5.0	1.5	ug/kg	
120-82-1	1,2,4-Trichlorobenzene	ND	5.0	1.5	ug/kg	
95-63-6	1,2,4-Trimethylbenzene	ND	5.0	1.5	ug/kg	
108-67-8	1,3,5-Trimethylbenzene	ND	5.0	1.5	ug/kg	
127-18-4	Tetrachloroethylene	ND	5.0	3.5	ug/kg	
108-88-3	Toluene	ND	5.0	1.5	ug/kg	
79-01-6	Trichloroethylene	ND	5.0	1.0	ug/kg	
75-69-4	Trichlorofluoromethane	ND	5.0	1.2	ug/kg	
75-01-4	Vinyl chloride	ND	5.0	2.5	ug/kg	
1330-20-7	Xylene (total)	ND	10	4.0	ug/kg	

CAS No.	Surrogate Recoveries	Limits
1868-53-7	Dibromofluoromethane	86% 60-130%

## Method Blank Summary

**Job Number:** C17127  
**Account:** IRISECAO Iris Environmental  
**Project:** Romic Soil Investigation(Romic EPA) - 2081 Bay Road,East Palo Alto,CA

Sample	File ID	DF	Analyzed	By	Prep Date	Prep Batch	Analytical Batch
VM835-MB	M26230.D	1	08/04/11	TN	n/a	n/a	VM835

The QC reported here applies to the following samples:

Method: SW846 8260B

C17127-21, C17127-27, C17127-28, C17127-29, C17127-2A, C17127-30, C17127-31, C17127-32, C17127-33, C17127-34, C17127-35, C17127-37, C17127-38, C17127-39, C17127-8A

CAS No.	Surrogate Recoveries	Limits
2037-26-5	Toluene-D8	103% 60-130%
460-00-4	4-Bromofluorobenzene	99% 60-130%

## Method Blank Summary

**Job Number:** C17127**Account:** IRISECAO Iris Environmental**Project:** Romic Soil Investigation(Romic EPA) - 2081 Bay Road,East Palo Alto,CA

Sample	File ID	DF	Analyzed	By	Prep Date	Prep Batch	Analytical Batch
VM836-MB	M26275.D	1	08/05/11	TN	n/a	n/a	VM836

**The QC reported here applies to the following samples:****Method:** SW846 8260B

C17127-36, C17127-36A

CAS No.	Compound	Result	RL	MDL	Units	Q
67-64-1	Acetone	ND	100	20	ug/kg	
71-43-2	Benzene	ND	5.0	1.5	ug/kg	
108-86-1	Bromobenzene	ND	5.0	1.5	ug/kg	
74-97-5	Bromochloromethane	ND	5.0	1.5	ug/kg	
75-27-4	Bromodichloromethane	ND	5.0	1.0	ug/kg	
75-25-2	Bromoform <sup>a</sup>	ND	5.0	1.0	ug/kg	
104-51-8	n-Butylbenzene	ND	5.0	1.5	ug/kg	
135-98-8	sec-Butylbenzene	ND	5.0	1.5	ug/kg	
98-06-6	tert-Butylbenzene	ND	5.0	1.5	ug/kg	
108-90-7	Chlorobenzene	ND	5.0	1.5	ug/kg	
75-00-3	Chloroethane	ND	5.0	1.5	ug/kg	
67-66-3	Chloroform	ND	5.0	1.5	ug/kg	
95-49-8	o-Chlorotoluene	ND	5.0	1.5	ug/kg	
106-43-4	p-Chlorotoluene	ND	5.0	1.5	ug/kg	
56-23-5	Carbon tetrachloride	ND	5.0	1.0	ug/kg	
75-34-3	1,1-Dichloroethane	ND	5.0	1.0	ug/kg	
75-35-4	1,1-Dichloroethylene	ND	5.0	1.5	ug/kg	
563-58-6	1,1-Dichloropropene	ND	5.0	1.5	ug/kg	
96-12-8	1,2-Dibromo-3-chloropropane	ND	5.0	1.0	ug/kg	
106-93-4	1,2-Dibromoethane	ND	5.0	1.0	ug/kg	
107-06-2	1,2-Dichloroethane	ND	5.0	1.5	ug/kg	
78-87-5	1,2-Dichloropropane	ND	5.0	1.5	ug/kg	
142-28-9	1,3-Dichloropropane	ND	5.0	1.5	ug/kg	
108-20-3	Di-Isopropyl ether	ND	5.0	1.5	ug/kg	
594-20-7	2,2-Dichloropropane	ND	5.0	1.5	ug/kg	
124-48-1	Dibromochloromethane	ND	5.0	1.0	ug/kg	
75-71-8	Dichlorodifluoromethane	ND	5.0	1.0	ug/kg	
156-59-2	cis-1,2-Dichloroethylene	ND	5.0	1.5	ug/kg	
10061-01-5	cis-1,3-Dichloropropene	ND	5.0	1.5	ug/kg	
541-73-1	m-Dichlorobenzene	ND	5.0	1.5	ug/kg	
95-50-1	o-Dichlorobenzene	ND	5.0	1.5	ug/kg	
106-46-7	p-Dichlorobenzene	ND	5.0	1.5	ug/kg	
156-60-5	trans-1,2-Dichloroethylene	ND	5.0	1.5	ug/kg	
10061-02-6	trans-1,3-Dichloropropene	ND	5.0	1.5	ug/kg	
100-41-4	Ethylbenzene	ND	5.0	1.5	ug/kg	
637-92-3	Ethyl tert-Butyl Ether	ND	5.0	1.5	ug/kg	

## Method Blank Summary

**Job Number:** C17127  
**Account:** IRISECAO Iris Environmental  
**Project:** Romc Soil Investigation(Romc EPA) - 2081 Bay Road,East Palo Alto,CA

Sample	File ID	DF	Analyzed	By	Prep Date	Prep Batch	Analytical Batch
VM836-MB	M26275.D	1	08/05/11	TN	n/a	n/a	VM836

**The QC reported here applies to the following samples:** **Method:** SW846 8260B

C17127-36, C17127-36A

CAS No.	Compound	Result	RL	MDL	Units	Q
591-78-6	2-Hexanone	ND	40	5.0	ug/kg	
87-68-3	Hexachlorobutadiene	ND	5.0	1.0	ug/kg	
98-82-8	Isopropylbenzene	ND	5.0	1.5	ug/kg	
99-87-6	p-Isopropyltoluene	ND	5.0	1.5	ug/kg	
108-10-1	4-Methyl-2-pentanone	ND	40	15	ug/kg	
74-83-9	Methyl bromide	ND	5.0	2.5	ug/kg	
74-87-3	Methyl chloride	ND	5.0	1.5	ug/kg	
74-95-3	Methylene bromide	ND	5.0	2.5	ug/kg	
75-09-2	Methylene chloride	ND	25	16	ug/kg	
78-93-3	Methyl ethyl ketone	ND	40	12	ug/kg	
1634-04-4	Methyl Tert Butyl Ether	ND	5.0	1.0	ug/kg	
91-20-3	Naphthalene	ND	5.0	1.5	ug/kg	
103-65-1	n-Propylbenzene	ND	5.0	1.5	ug/kg	
100-42-5	Styrene	ND	5.0	1.0	ug/kg	
994-05-8	Tert-Amyl Methyl Ether	ND	5.0	1.2	ug/kg	
75-65-0	Tert Butyl Alcohol	ND	40	10	ug/kg	
630-20-6	1,1,1,2-Tetrachloroethane	ND	5.0	1.0	ug/kg	
71-55-6	1,1,1-Trichloroethane	ND	5.0	1.5	ug/kg	
79-34-5	1,1,2,2-Tetrachloroethane	ND	5.0	1.0	ug/kg	
79-00-5	1,1,2-Trichloroethane	ND	5.0	1.0	ug/kg	
87-61-6	1,2,3-Trichlorobenzene	ND	5.0	1.5	ug/kg	
96-18-4	1,2,3-Trichloropropane	ND	5.0	1.5	ug/kg	
120-82-1	1,2,4-Trichlorobenzene	ND	5.0	1.5	ug/kg	
95-63-6	1,2,4-Trimethylbenzene	ND	5.0	1.5	ug/kg	
108-67-8	1,3,5-Trimethylbenzene	ND	5.0	1.5	ug/kg	
127-18-4	Tetrachloroethylene	ND	5.0	3.5	ug/kg	
108-88-3	Toluene	ND	5.0	1.5	ug/kg	
79-01-6	Trichloroethylene	ND	5.0	1.0	ug/kg	
75-69-4	Trichlorofluoromethane	ND	5.0	1.2	ug/kg	
75-01-4	Vinyl chloride	ND	5.0	2.5	ug/kg	
1330-20-7	Xylene (total)	ND	10	4.0	ug/kg	

CAS No.	Surrogate Recoveries	Limits
1868-53-7	Dibromofluoromethane	88% 60-130%

## Method Blank Summary

**Job Number:** C17127  
**Account:** IRISECAO Iris Environmental  
**Project:** Romic Soil Investigation(Romic EPA) - 2081 Bay Road,East Palo Alto,CA

Sample	File ID	DF	Analyzed	By	Prep Date	Prep Batch	Analytical Batch
VM836-MB	M26275.D	1	08/05/11	TN	n/a	n/a	VM836

The QC reported here applies to the following samples:

Method: SW846 8260B

C17127-36, C17127-36A

CAS No.	Surrogate Recoveries	Limits
2037-26-5	Toluene-D8	103% 60-130%
460-00-4	4-Bromofluorobenzene	98% 60-130%

(a) CCV outside of control limits (biased high); not detected in sample.

## Method Blank Summary

**Job Number:** C17127  
**Account:** IRISECAO Iris Environmental  
**Project:** Romic Soil Investigation(Romic EPA) - 2081 Bay Road,East Palo Alto,CA

Sample	File ID	DF	Analyzed	By	Prep Date	Prep Batch	Analytical Batch
VL299-MB	L9546.D	1	08/05/11	TF	n/a	n/a	VL299

The QC reported here applies to the following samples:

Method: SW846 8260B

C17127-16, C17127-19

CAS No.	Compound	Result	RL	MDL	Units	Q
100-41-4	Ethylbenzene	ND	5.0	1.5	ug/kg	
95-63-6	1,2,4-Trimethylbenzene	ND	5.0	1.5	ug/kg	
1330-20-7	Xylene (total)	ND	10	4.0	ug/kg	

CAS No.	Surrogate Recoveries	Limits	
1868-53-7	Dibromofluoromethane	101%	60-130%
2037-26-5	Toluene-D8	112%	60-130%
460-00-4	4-Bromofluorobenzene	105%	60-130%



## Method Blank Summary

**Job Number:** C17127**Account:** IRISECAO Iris Environmental**Project:** Romic Soil Investigation(Romic EPA) - 2081 Bay Road,East Palo Alto,CA

Sample	File ID	DF	Analyzed	By	Prep Date	Prep Batch	Analytical Batch
VM842-MB	M26501.D	1	08/11/11	XB	n/a	n/a	VM842

**The QC reported here applies to the following samples:****Method:** SW846 8260B

C17127-21A

CAS No.	Compound	Result	RL	MDL	Units	Q
67-64-1	Acetone	ND	100	20	ug/kg	
71-43-2	Benzene	ND	5.0	1.5	ug/kg	
108-86-1	Bromobenzene	ND	5.0	1.5	ug/kg	
74-97-5	Bromochloromethane	ND	5.0	1.5	ug/kg	
75-27-4	Bromodichloromethane	ND	5.0	1.0	ug/kg	
75-25-2	Bromoform	ND	5.0	1.0	ug/kg	
104-51-8	n-Butylbenzene	ND	5.0	1.5	ug/kg	
135-98-8	sec-Butylbenzene	ND	5.0	1.5	ug/kg	
98-06-6	tert-Butylbenzene	ND	5.0	1.5	ug/kg	
108-90-7	Chlorobenzene	ND	5.0	1.5	ug/kg	
75-00-3	Chloroethane	ND	5.0	1.5	ug/kg	
67-66-3	Chloroform	ND	5.0	1.5	ug/kg	
95-49-8	o-Chlorotoluene	ND	5.0	1.5	ug/kg	
106-43-4	p-Chlorotoluene	ND	5.0	1.5	ug/kg	
56-23-5	Carbon tetrachloride	ND	5.0	1.0	ug/kg	
75-34-3	1,1-Dichloroethane	ND	5.0	1.0	ug/kg	
75-35-4	1,1-Dichloroethylene	ND	5.0	1.5	ug/kg	
563-58-6	1,1-Dichloropropene	ND	5.0	1.5	ug/kg	
96-12-8	1,2-Dibromo-3-chloropropane	ND	5.0	1.0	ug/kg	
106-93-4	1,2-Dibromoethane	ND	5.0	1.0	ug/kg	
107-06-2	1,2-Dichloroethane	ND	5.0	1.5	ug/kg	
78-87-5	1,2-Dichloropropane	ND	5.0	1.5	ug/kg	
142-28-9	1,3-Dichloropropane	ND	5.0	1.5	ug/kg	
108-20-3	Di-Isopropyl ether	ND	5.0	1.5	ug/kg	
594-20-7	2,2-Dichloropropane	ND	5.0	1.5	ug/kg	
124-48-1	Dibromochloromethane	ND	5.0	1.0	ug/kg	
75-71-8	Dichlorodifluoromethane	ND	5.0	1.0	ug/kg	
156-59-2	cis-1,2-Dichloroethylene	ND	5.0	1.5	ug/kg	
10061-01-5	cis-1,3-Dichloropropene	ND	5.0	1.5	ug/kg	
541-73-1	m-Dichlorobenzene	ND	5.0	1.5	ug/kg	
95-50-1	o-Dichlorobenzene	ND	5.0	1.5	ug/kg	
106-46-7	p-Dichlorobenzene	ND	5.0	1.5	ug/kg	
156-60-5	trans-1,2-Dichloroethylene	ND	5.0	1.5	ug/kg	
10061-02-6	trans-1,3-Dichloropropene	ND	5.0	1.5	ug/kg	
100-41-4	Ethylbenzene	ND	5.0	1.5	ug/kg	
637-92-3	Ethyl tert-Butyl Ether	ND	5.0	1.5	ug/kg	

## Method Blank Summary

**Job Number:** C17127  
**Account:** IRISECAO Iris Environmental  
**Project:** Romc Soil Investigation(Romc EPA) - 2081 Bay Road,East Palo Alto,CA

Sample	File ID	DF	Analyzed	By	Prep Date	Prep Batch	Analytical Batch
VM842-MB	M26501.D	1	08/11/11	XB	n/a	n/a	VM842

The QC reported here applies to the following samples:

Method: SW846 8260B

C17127-21A

CAS No.	Compound	Result	RL	MDL	Units	Q
591-78-6	2-Hexanone	ND	40	5.0	ug/kg	
87-68-3	Hexachlorobutadiene	ND	5.0	1.0	ug/kg	
98-82-8	Isopropylbenzene	ND	5.0	1.5	ug/kg	
99-87-6	p-Isopropyltoluene	ND	5.0	1.5	ug/kg	
108-10-1	4-Methyl-2-pentanone	ND	40	15	ug/kg	
74-83-9	Methyl bromide	ND	5.0	2.5	ug/kg	
74-87-3	Methyl chloride	ND	5.0	1.5	ug/kg	
74-95-3	Methylene bromide	ND	5.0	2.5	ug/kg	
75-09-2	Methylene chloride	ND	25	16	ug/kg	
78-93-3	Methyl ethyl ketone	ND	40	12	ug/kg	
1634-04-4	Methyl Tert Butyl Ether	ND	5.0	1.0	ug/kg	
91-20-3	Naphthalene	ND	5.0	1.5	ug/kg	
103-65-1	n-Propylbenzene	ND	5.0	1.5	ug/kg	
100-42-5	Styrene	ND	5.0	1.0	ug/kg	
994-05-8	Tert-Amyl Methyl Ether	ND	5.0	1.2	ug/kg	
75-65-0	Tert Butyl Alcohol	ND	40	10	ug/kg	
630-20-6	1,1,1,2-Tetrachloroethane	ND	5.0	1.0	ug/kg	
71-55-6	1,1,1-Trichloroethane	ND	5.0	1.5	ug/kg	
79-34-5	1,1,2,2-Tetrachloroethane	ND	5.0	1.0	ug/kg	
79-00-5	1,1,2-Trichloroethane	ND	5.0	1.0	ug/kg	
87-61-6	1,2,3-Trichlorobenzene	ND	5.0	1.5	ug/kg	
96-18-4	1,2,3-Trichloropropane	ND	5.0	1.5	ug/kg	
120-82-1	1,2,4-Trichlorobenzene	ND	5.0	1.5	ug/kg	
95-63-6	1,2,4-Trimethylbenzene	ND	5.0	1.5	ug/kg	
108-67-8	1,3,5-Trimethylbenzene	ND	5.0	1.5	ug/kg	
127-18-4	Tetrachloroethylene	ND	5.0	3.5	ug/kg	
108-88-3	Toluene	ND	5.0	1.5	ug/kg	
79-01-6	Trichloroethylene	ND	5.0	1.0	ug/kg	
75-69-4	Trichlorofluoromethane	ND	5.0	1.2	ug/kg	
75-01-4	Vinyl chloride	ND	5.0	2.5	ug/kg	
1330-20-7	Xylene (total)	ND	10	4.0	ug/kg	

CAS No.	Surrogate Recoveries	Limits
1868-53-7	Dibromofluoromethane	106% 60-130%

## Method Blank Summary

**Job Number:** C17127  
**Account:** IRISECAO Iris Environmental  
**Project:** Romic Soil Investigation(Romic EPA) - 2081 Bay Road,East Palo Alto,CA

Sample	File ID	DF	Analyzed	By	Prep Date	Prep Batch	Analytical Batch
VM842-MB	M26501.D	1	08/11/11	XB	n/a	n/a	VM842

The QC reported here applies to the following samples:

Method: SW846 8260B

C17127-21A

CAS No.	Surrogate Recoveries	Limits
2037-26-5	Toluene-D8	103% 60-130%
460-00-4	4-Bromofluorobenzene	101% 60-130%

# Blank Spike Summary

**Job Number:** C17127  
**Account:** IRISECAO Iris Environmental  
**Project:** Romic Soil Investigation(Romic EPA) - 2081 Bay Road, East Palo Alto, CA

Sample	File ID	DF	Analyzed	By	Prep Date	Prep Batch	Analytical Batch
VL299-BS	L9544.D	1	08/05/11	TF	n/a	n/a	VL299

The QC reported here applies to the following samples:

Method: SW846 8260B

C17127-16, C17127-19

CAS No.	Compound	Spike ug/kg	BSP ug/kg	BSP %	Limits
100-41-4	Ethylbenzene	40	42.0	105	60-130
95-63-6	1,2,4-Trimethylbenzene	40	43.6	109	60-130
1330-20-7	Xylene (total)	120	129	108	60-130

CAS No.	Surrogate Recoveries	BSP	Limits
1868-53-7	Dibromofluoromethane	103%	60-130%
2037-26-5	Toluene-D8	110%	60-130%
460-00-4	4-Bromofluorobenzene	105%	60-130%

4.2.1  
4

# Blank Spike Summary

**Job Number:** C17127  
**Account:** IRISECAO Iris Environmental  
**Project:** Romic Soil Investigation(Romic EPA) - 2081 Bay Road,East Palo Alto,CA

Sample	File ID	DF	Analyzed	By	Prep Date	Prep Batch	Analytical Batch
VM842-BS1	M26504.D	1	08/11/11	XB	n/a	n/a	VM842

The QC reported here applies to the following samples: **Method:** SW846 8260B

C17127-21A

CAS No.	Compound	Spike ug/kg	BSP ug/kg	BSP %	Limits
---------	----------	----------------	--------------	----------	--------

CAS No.	Surrogate Recoveries	BSP	Limits
1868-53-7	Dibromofluoromethane	108%	60-130%
2037-26-5	Toluene-D8	105%	60-130%
460-00-4	4-Bromofluorobenzene	104%	60-130%

4.2.2  
4

# Blank Spike/Blank Spike Duplicate Summary

**Job Number:** C17127

**Account:** IRISECAO Iris Environmental

**Project:** Romic Soil Investigation(Romic EPA) - 2081 Bay Road,East Palo Alto,CA

Sample	File ID	DF	Analyzed	By	Prep Date	Prep Batch	Analytical Batch
VM834-BS	M26183.D	1	08/03/11	TN	n/a	n/a	VM834
VM834-BSD	M26184.D	1	08/03/11	TN	n/a	n/a	VM834

The QC reported here applies to the following samples:

Method: SW846 8260B

C17127-1, C17127-2, C17127-3, C17127-4, C17127-6, C17127-7, C17127-8, C17127-9, C17127-10

CAS No.	Compound	Spike ug/kg	BSP ug/kg	BSP %	BSD ug/kg	BSD %	RPD	Limits Rec/RPD
67-64-1	Acetone	160	147	92	144	90	2	60-130/30
71-43-2	Benzene	40	40.7	102	40.0	100	2	60-130/30
108-86-1	Bromobenzene	40	44.7	112	46.2	116	3	60-130/30
74-97-5	Bromochloromethane	40	41.8	105	41.3	103	1	60-130/30
75-27-4	Bromodichloromethane	40	41.7	104	41.2	103	1	60-130/30
75-25-2	Bromoform	40	48.6	122	48.7	122	0	60-130/30
104-51-8	n-Butylbenzene	40	38.2	96	38.1	95	0	60-130/30
135-98-8	sec-Butylbenzene	40	40.2	101	41.1	103	2	60-130/30
98-06-6	tert-Butylbenzene	40	42.0	105	42.9	107	2	60-130/30
108-90-7	Chlorobenzene	40	44.1	110	43.8	110	1	60-130/30
75-00-3	Chloroethane	40	48.8	122	47.1	118	4	60-130/30
67-66-3	Chloroform	40	35.7	89	35.4	89	1	60-130/30
95-49-8	o-Chlorotoluene	40	39.2	98	40.0	100	2	60-130/30
106-43-4	p-Chlorotoluene	40	39.0	98	40.4	101	4	60-130/30
56-23-5	Carbon tetrachloride	40	40.3	101	39.5	99	2	60-130/30
75-34-3	1,1-Dichloroethane	40	34.2	86	33.9	85	1	60-130/30
75-35-4	1,1-Dichloroethylene	40	37.3	93	36.1	90	3	60-130/30
563-58-6	1,1-Dichloropropene	40	39.2	98	38.2	96	3	60-130/30
96-12-8	1,2-Dibromo-3-chloropropane	40	38.0	95	40.6	102	7	60-130/30
106-93-4	1,2-Dibromoethane	40	44.2	111	45.0	113	2	60-130/30
107-06-2	1,2-Dichloroethane	40	38.8	97	38.3	96	1	60-130/30
78-87-5	1,2-Dichloropropane	40	39.9	100	39.0	98	2	60-130/30
142-28-9	1,3-Dichloropropane	40	41.5	104	42.2	106	2	60-130/30
108-20-3	Di-Isopropyl ether	40	39.8	100	39.3	98	1	60-130/30
594-20-7	2,2-Dichloropropane	40	34.7	87	33.6	84	3	60-130/30
124-48-1	Dibromochloromethane	40	46.0	115	46.3	116	1	60-130/30
75-71-8	Dichlorodifluoromethane	40	35.2	88	30.7	77	14	60-130/30
156-59-2	cis-1,2-Dichloroethylene	40	38.3	96	37.4	94	2	60-130/30
10061-01-5	cis-1,3-Dichloropropene	40	42.1	105	41.7	104	1	60-130/30
541-73-1	m-Dichlorobenzene	40	43.7	109	45.0	113	3	60-130/30
95-50-1	o-Dichlorobenzene	40	44.6	112	45.2	113	1	60-130/30
106-46-7	p-Dichlorobenzene	40	43.7	109	44.4	111	2	60-130/30
156-60-5	trans-1,2-Dichloroethylene	40	37.7	94	36.5	91	3	60-130/30
10061-02-6	trans-1,3-Dichloropropene	40	41.6	104	41.8	105	0	60-130/30
100-41-4	Ethylbenzene	40	41.0	103	41.0	103	0	60-130/30
637-92-3	Ethyl tert-Butyl Ether	40	36.9	92	36.2	91	2	60-130/30

# Blank Spike/Blank Spike Duplicate Summary

**Job Number:** C17127  
**Account:** IRISECAO Iris Environmental  
**Project:** Romic Soil Investigation(Romic EPA) - 2081 Bay Road,East Palo Alto,CA

Sample	File ID	DF	Analyzed	By	Prep Date	Prep Batch	Analytical Batch
VM834-BS	M26183.D	1	08/03/11	TN	n/a	n/a	VM834
VM834-BSD	M26184.D	1	08/03/11	TN	n/a	n/a	VM834

**The QC reported here applies to the following samples:** **Method:** SW846 8260B

C17127-1, C17127-2, C17127-3, C17127-4, C17127-6, C17127-7, C17127-8, C17127-9, C17127-10

CAS No.	Compound	Spike ug/kg	BSP ug/kg	BSP %	BSD ug/kg	BSD %	RPD	Limits Rec/RPD
591-78-6	2-Hexanone	160	145	91	149	93	3	60-130/30
87-68-3	Hexachlorobutadiene	40	44.3	111	43.5	109	2	60-130/30
98-82-8	Isopropylbenzene	40	42.3	106	41.6	104	2	60-130/30
99-87-6	p-Isopropyltoluene	40	41.1	103	41.9	105	2	60-130/30
108-10-1	4-Methyl-2-pentanone	160	147	92	150	94	2	60-130/30
74-83-9	Methyl bromide	40	53.0	133* a	51.0	128	4	60-130/30
74-87-3	Methyl chloride	40	40.3	101	31.4	79	25	60-130/30
74-95-3	Methylene bromide	40	42.3	106	41.9	105	1	60-130/30
75-09-2	Methylene chloride	40	35.8	90	35.6	89	1	60-130/30
78-93-3	Methyl ethyl ketone	160	147	92	150	94	2	60-130/30
1634-04-4	Methyl Tert Butyl Ether	40	38.3	96	37.7	94	2	60-130/30
91-20-3	Naphthalene	40	42.9	107	42.2	106	2	60-130/30
103-65-1	n-Propylbenzene	40	39.2	98	40.2	101	3	60-130/30
100-42-5	Styrene	40	43.9	110	43.6	109	1	60-130/30
994-05-8	Tert-Amyl Methyl Ether	40	38.2	96	37.7	94	1	60-130/30
75-65-0	Tert Butyl Alcohol	200	181	91	192	96	6	60-130/30
630-20-6	1,1,1,2-Tetrachloroethane	40	44.5	111	43.9	110	1	60-130/30
71-55-6	1,1,1-Trichloroethane	40	36.1	90	35.0	88	3	60-130/30
79-34-5	1,1,2,2-Tetrachloroethane	40	40.4	101	42.4	106	5	60-130/30
79-00-5	1,1,2-Trichloroethane	40	41.7	104	42.4	106	2	60-130/30
87-61-6	1,2,3-Trichlorobenzene	40	45.0	113	43.2	108	4	60-130/30
96-18-4	1,2,3-Trichloropropane	40	40.8	102	41.1	103	1	60-130/30
120-82-1	1,2,4-Trichlorobenzene	40	44.7	112	43.4	109	3	60-130/30
95-63-6	1,2,4-Trimethylbenzene	40	40.6	102	41.2	103	1	60-130/30
108-67-8	1,3,5-Trimethylbenzene	40	40.6	102	41.9	105	3	60-130/30
127-18-4	Tetrachloroethylene	40	41.2	103	41.4	104	0	60-130/30
108-88-3	Toluene	40	42.4	106	42.2	106	0	60-130/30
79-01-6	Trichloroethylene	40	44.8	112	44.5	111	1	60-130/30
75-69-4	Trichlorofluoromethane	40	46.7	117	44.3	111	5	60-130/30
75-01-4	Vinyl chloride	40	49.0	123	46.4	116	5	60-130/30
1330-20-7	Xylene (total)	120	129	108	127	106	2	60-130/30

CAS No.	Surrogate Recoveries	BSP	BSD	Limits
1868-53-7	Dibromofluoromethane	92%	90%	60-130%

4.3.1  
4

# Blank Spike/Blank Spike Duplicate Summary

**Job Number:** C17127  
**Account:** IRISECAO Iris Environmental  
**Project:** Romic Soil Investigation(Romic EPA) - 2081 Bay Road, East Palo Alto, CA

Sample	File ID	DF	Analyzed	By	Prep Date	Prep Batch	Analytical Batch
VM834-BS	M26183.D	1	08/03/11	TN	n/a	n/a	VM834
VM834-BSD	M26184.D	1	08/03/11	TN	n/a	n/a	VM834

**The QC reported here applies to the following samples:** **Method:** SW846 8260B

C17127-1, C17127-2, C17127-3, C17127-4, C17127-6, C17127-7, C17127-8, C17127-9, C17127-10

CAS No.	Surrogate Recoveries	BSP	BSD	Limits
2037-26-5	Toluene-D8	102%	100%	60-130%
460-00-4	4-Bromofluorobenzene	102%	101%	60-130%

(a) Outside laboratory control limits.

4.3.1  
4



# Blank Spike/Blank Spike Duplicate Summary

**Job Number:** C17127  
**Account:** IRISECAO Iris Environmental  
**Project:** Romic Soil Investigation(Romic EPA) - 2081 Bay Road,East Palo Alto,CA

Sample	File ID	DF	Analyzed	By	Prep Date	Prep Batch	Analytical Batch
VL298-BS	L9502.D	1	08/04/11	TF	n/a	n/a	VL298
VL298-BSD	L9503.D	1	08/04/11	TF	n/a	n/a	VL298

**The QC reported here applies to the following samples:** **Method:** SW846 8260B

C17127-5, C17127-11, C17127-12, C17127-13, C17127-14, C17127-15, C17127-16, C17127-17, C17127-18, C17127-19, C17127-20, C17127-22, C17127-23, C17127-24, C17127-25, C17127-26, C17127-26A

CAS No.	Compound	Spike ug/kg	BSP ug/kg	BSP %	BSD ug/kg	BSD %	RPD	Limits Rec/RPD
67-64-1	Acetone	160	179	112	165	103	8	60-130/30
71-43-2	Benzene	40	38.6	97	36.9	92	5	60-130/30
108-86-1	Bromobenzene	40	41.2	103	38.5	96	7	60-130/30
74-97-5	Bromochloromethane	40	40.1	100	37.7	94	6	60-130/30
75-27-4	Bromodichloromethane	40	42.7	107	40.3	101	6	60-130/30
75-25-2	Bromoform	40	44.6	112	41.8	105	6	60-130/30
104-51-8	n-Butylbenzene	40	42.2	106	30.6	77	32*	60-130/30
135-98-8	sec-Butylbenzene	40	43.2	108	32.9	82	27	60-130/30
98-06-6	tert-Butylbenzene	40	42.1	105	34.1	85	21	60-130/30
108-90-7	Chlorobenzene	40	41.3	103	39.0	98	6	60-130/30
75-00-3	Chloroethane	40	44.8	112	43.3	108	3	60-130/30
67-66-3	Chloroform	40	41.1	103	39.1	98	5	60-130/30
95-49-8	o-Chlorotoluene	40	42.9	107	39.1	98	9	60-130/30
106-43-4	p-Chlorotoluene	40	41.7	104	37.8	95	10	60-130/30
56-23-5	Carbon tetrachloride	40	38.0	95	36.6	92	4	60-130/30
75-34-3	1,1-Dichloroethane	40	39.9	100	38.1	95	5	60-130/30
75-35-4	1,1-Dichloroethylene	40	31.8	80	31.0	78	3	60-130/30
563-58-6	1,1-Dichloropropene	40	37.1	93	35.7	89	4	60-130/30
96-12-8	1,2-Dibromo-3-chloropropane	40	41.8	105	39.4	99	6	60-130/30
106-93-4	1,2-Dibromoethane	40	42.2	106	40.1	100	5	60-130/30
107-06-2	1,2-Dichloroethane	40	41.0	103	38.6	97	6	60-130/30
78-87-5	1,2-Dichloropropane	40	40.1	100	38.0	95	5	60-130/30
142-28-9	1,3-Dichloropropane	40	44.0	110	41.3	103	6	60-130/30
108-20-3	Di-Isopropyl ether	40	42.3	106	39.8	100	6	60-130/30
594-20-7	2,2-Dichloropropane	40	39.8	100	37.9	95	5	60-130/30
124-48-1	Dibromochloromethane	40	43.8	110	41.2	103	6	60-130/30
75-71-8	Dichlorodifluoromethane	40	43.1	108	40.4	101	6	60-130/30
156-59-2	cis-1,2-Dichloroethylene	40	39.2	98	37.7	94	4	60-130/30
10061-01-5	cis-1,3-Dichloropropene	40	43.9	110	41.4	104	6	60-130/30
541-73-1	m-Dichlorobenzene	40	42.3	106	37.6	94	12	60-130/30
95-50-1	o-Dichlorobenzene	40	42.8	107	39.0	98	9	60-130/30
106-46-7	p-Dichlorobenzene	40	42.7	107	38.0	95	12	60-130/30
156-60-5	trans-1,2-Dichloroethylene	40	35.8	90	34.6	87	3	60-130/30
10061-02-6	trans-1,3-Dichloropropene	40	42.3	106	39.7	99	6	60-130/30
100-41-4	Ethylbenzene	40	40.6	102	37.9	95	7	60-130/30
637-92-3	Ethyl tert-Butyl Ether	40	41.9	105	39.5	99	6	60-130/30

4.3.2  
4

# Blank Spike/Blank Spike Duplicate Summary

**Job Number:** C17127  
**Account:** IRISECAO Iris Environmental  
**Project:** Romic Soil Investigation(Romic EPA) - 2081 Bay Road,East Palo Alto,CA

Sample	File ID	DF	Analyzed	By	Prep Date	Prep Batch	Analytical Batch
VL298-BS	L9502.D	1	08/04/11	TF	n/a	n/a	VL298
VL298-BSD	L9503.D	1	08/04/11	TF	n/a	n/a	VL298

**The QC reported here applies to the following samples:** **Method:** SW846 8260B

C17127-5, C17127-11, C17127-12, C17127-13, C17127-14, C17127-15, C17127-16, C17127-17, C17127-18, C17127-19, C17127-20, C17127-22, C17127-23, C17127-24, C17127-25, C17127-26, C17127-26A

CAS No.	Compound	Spike ug/kg	BSP ug/kg	BSP %	BSD ug/kg	BSD %	RPD	Limits Rec/RPD
591-78-6	2-Hexanone	160	181	113	169	106	7	60-130/30
87-68-3	Hexachlorobutadiene	40	45.3	113	27.0	68	51*	60-130/30
98-82-8	Isopropylbenzene	40	41.6	104	36.3	91	14	60-130/30
99-87-6	p-Isopropyltoluene	40	42.1	105	32.1	80	27	60-130/30
108-10-1	4-Methyl-2-pentanone	160	173	108	162	101	7	60-130/30
74-83-9	Methyl bromide	40	46.3	116	44.4	111	4	60-130/30
74-87-3	Methyl chloride	40	38.9	97	42.8	107	10	60-130/30
74-95-3	Methylene bromide	40	40.9	102	38.8	97	5	60-130/30
75-09-2	Methylene chloride	40	35.4	89	33.6	84	5	60-130/30
78-93-3	Methyl ethyl ketone	160	175	109	165	103	6	60-130/30
1634-04-4	Methyl Tert Butyl Ether	40	42.5	106	39.9	100	6	60-130/30
91-20-3	Naphthalene	40	43.8	110	38.9	97	12	60-130/30
103-65-1	n-Propylbenzene	40	41.7	104	35.5	89	16	60-130/30
100-42-5	Styrene	40	42.6	107	39.7	99	7	60-130/30
994-05-8	Tert-Amyl Methyl Ether	40	43.4	109	41.0	103	6	60-130/30
75-65-0	Tert Butyl Alcohol	200	198	99	185	93	7	60-130/30
630-20-6	1,1,1,2-Tetrachloroethane	40	42.1	105	39.5	99	6	60-130/30
71-55-6	1,1,1-Trichloroethane	40	38.2	96	37.0	93	3	60-130/30
79-34-5	1,1,2,2-Tetrachloroethane	40	44.2	111	42.0	105	5	60-130/30
79-00-5	1,1,2-Trichloroethane	40	44.0	110	41.2	103	7	60-130/30
87-61-6	1,2,3-Trichlorobenzene	40	43.8	110	34.0	85	25	60-130/30
96-18-4	1,2,3-Trichloropropane	40	42.2	106	40.2	101	5	60-130/30
120-82-1	1,2,4-Trichlorobenzene	40	42.9	107	32.5	81	28	60-130/30
95-63-6	1,2,4-Trimethylbenzene	40	41.7	104	35.7	89	16	60-130/30
108-67-8	1,3,5-Trimethylbenzene	40	41.8	105	35.6	89	16	60-130/30
127-18-4	Tetrachloroethylene	40	38.4	96	37.1	93	3	60-130/30
108-88-3	Toluene	40	39.7	99	37.8	95	5	60-130/30
79-01-6	Trichloroethylene	40	39.0	98	37.8	95	3	60-130/30
75-69-4	Trichlorofluoromethane	40	44.1	110	43.0	108	3	60-130/30
75-01-4	Vinyl chloride	40	51.7	129	49.7	124	4	60-130/30
1330-20-7	Xylene (total)	120	125	104	116	97	7	60-130/30

CAS No.	Surrogate Recoveries	BSP	BSD	Limits
1868-53-7	Dibromofluoromethane	100%	101%	60-130%

# Blank Spike/Blank Spike Duplicate Summary

**Job Number:** C17127  
**Account:** IRISECAO Iris Environmental  
**Project:** Romic Soil Investigation(Romic EPA) - 2081 Bay Road,East Palo Alto,CA

Sample	File ID	DF	Analyzed	By	Prep Date	Prep Batch	Analytical Batch
VL298-BS	L9502.D	1	08/04/11	TF	n/a	n/a	VL298
VL298-BSD	L9503.D	1	08/04/11	TF	n/a	n/a	VL298

**The QC reported here applies to the following samples:** **Method:** SW846 8260B

C17127-5, C17127-11, C17127-12, C17127-13, C17127-14, C17127-15, C17127-16, C17127-17, C17127-18, C17127-19, C17127-20, C17127-22, C17127-23, C17127-24, C17127-25, C17127-26, C17127-26A

CAS No.	Surrogate Recoveries	BSP	BSD	Limits
2037-26-5	Toluene-D8	100%	100%	60-130%
460-00-4	4-Bromofluorobenzene	101%	101%	60-130%

4.3.2  
4

# Blank Spike/Blank Spike Duplicate Summary

**Job Number:** C17127

**Account:** IRISECAO Iris Environmental

**Project:** Romic Soil Investigation(Romic EPA) - 2081 Bay Road,East Palo Alto,CA

Sample	File ID	DF	Analyzed	By	Prep Date	Prep Batch	Analytical Batch
VM835-BS	M26228.D	1	08/04/11	TN	n/a	n/a	VM835
VM835-BSD	M26229.D	1	08/04/11	TN	n/a	n/a	VM835

The QC reported here applies to the following samples:

Method: SW846 8260B

C17127-21, C17127-27, C17127-28, C17127-29, C17127-2A, C17127-30, C17127-31, C17127-32, C17127-33, C17127-34, C17127-35, C17127-37, C17127-38, C17127-39, C17127-8A

CAS No.	Compound	Spike ug/kg	BSP ug/kg	BSP %	BSD ug/kg	BSD %	RPD	Limits Rec/RPD
67-64-1	Acetone	160	136	85	131	82	4	60-130/30
71-43-2	Benzene	40	39.9	100	39.4	99	1	60-130/30
108-86-1	Bromobenzene	40	45.2	113	44.8	112	1	60-130/30
74-97-5	Bromochloromethane	40	40.6	102	40.5	101	0	60-130/30
75-27-4	Bromodichloromethane	40	40.4	101	40.2	101	0	60-130/30
75-25-2	Bromoform	40	47.3	118	45.9	115	3	60-130/30
104-51-8	n-Butylbenzene	40	39.3	98	38.1	95	3	60-130/30
135-98-8	sec-Butylbenzene	40	41.5	104	40.6	102	2	60-130/30
98-06-6	tert-Butylbenzene	40	42.2	106	41.7	104	1	60-130/30
108-90-7	Chlorobenzene	40	43.2	108	42.6	107	1	60-130/30
75-00-3	Chloroethane	40	45.7	114	44.4	111	3	60-130/30
67-66-3	Chloroform	40	35.4	89	35.5	89	0	60-130/30
95-49-8	o-Chlorotoluene	40	37.5	94	37.6	94	0	60-130/30
106-43-4	p-Chlorotoluene	40	42.3	106	40.5	101	4	60-130/30
56-23-5	Carbon tetrachloride	40	39.6	99	39.0	98	2	60-130/30
75-34-3	1,1-Dichloroethane	40	33.9	85	33.8	85	0	60-130/30
75-35-4	1,1-Dichloroethylene	40	36.2	91	36.1	90	0	60-130/30
563-58-6	1,1-Dichloropropene	40	38.4	96	37.3	93	3	60-130/30
96-12-8	1,2-Dibromo-3-chloropropane	40	37.0	93	35.3	88	5	60-130/30
106-93-4	1,2-Dibromoethane	40	43.1	108	41.9	105	3	60-130/30
107-06-2	1,2-Dichloroethane	40	37.6	94	37.1	93	1	60-130/30
78-87-5	1,2-Dichloropropane	40	38.6	97	38.4	96	1	60-130/30
142-28-9	1,3-Dichloropropane	40	40.2	101	39.9	100	1	60-130/30
108-20-3	Di-Isopropyl ether	40	38.0	95	38.5	96	1	60-130/30
594-20-7	2,2-Dichloropropane	40	33.4	84	33.1	83	1	60-130/30
124-48-1	Dibromochloromethane	40	44.9	112	43.8	110	2	60-130/30
75-71-8	Dichlorodifluoromethane	40	36.1	90	34.7	87	4	60-130/30
156-59-2	cis-1,2-Dichloroethylene	40	37.4	94	37.0	93	1	60-130/30
10061-01-5	cis-1,3-Dichloropropene	40	40.4	101	40.5	101	0	60-130/30
541-73-1	m-Dichlorobenzene	40	44.6	112	44.1	110	1	60-130/30
95-50-1	o-Dichlorobenzene	40	44.3	111	43.9	110	1	60-130/30
106-46-7	p-Dichlorobenzene	40	44.4	111	43.7	109	2	60-130/30
156-60-5	trans-1,2-Dichloroethylene	40	36.3	91	36.6	92	1	60-130/30
10061-02-6	trans-1,3-Dichloropropene	40	40.2	101	39.4	99	2	60-130/30
100-41-4	Ethylbenzene	40	40.4	101	39.8	100	1	60-130/30
637-92-3	Ethyl tert-Butyl Ether	40	34.6	87	34.8	87	1	60-130/30

# Blank Spike/Blank Spike Duplicate Summary

**Job Number:** C17127  
**Account:** IRISECAO Iris Environmental  
**Project:** Romic Soil Investigation(Romic EPA) - 2081 Bay Road,East Palo Alto,CA

Sample	File ID	DF	Analyzed	By	Prep Date	Prep Batch	Analytical Batch
VM835-BS	M26228.D	1	08/04/11	TN	n/a	n/a	VM835
VM835-BSD	M26229.D	1	08/04/11	TN	n/a	n/a	VM835

**The QC reported here applies to the following samples:** **Method:** SW846 8260B

C17127-21, C17127-27, C17127-28, C17127-29, C17127-2A, C17127-30, C17127-31, C17127-32, C17127-33, C17127-34, C17127-35, C17127-37, C17127-38, C17127-39, C17127-8A

CAS No.	Compound	Spike ug/kg	BSP ug/kg	BSP %	BSD ug/kg	BSD %	RPD	Limits Rec/RPD
591-78-6	2-Hexanone	160	140	88	132	83	6	60-130/30
87-68-3	Hexachlorobutadiene	40	45.8	115	44.9	112	2	60-130/30
98-82-8	Isopropylbenzene	40	41.9	105	40.7	102	3	60-130/30
99-87-6	p-Isopropyltoluene	40	42.2	106	41.4	104	2	60-130/30
108-10-1	4-Methyl-2-pentanone	160	140	88	137	86	2	60-130/30
74-83-9	Methyl bromide	40	48.4	121	47.4	119	2	60-130/30
74-87-3	Methyl chloride	40	30.9	77	37.9	95	20	60-130/30
74-95-3	Methylene bromide	40	41.3	103	40.6	102	2	60-130/30
75-09-2	Methylene chloride	40	35.2	88	35.4	89	1	60-130/30
78-93-3	Methyl ethyl ketone	160	141	88	135	84	4	60-130/30
1634-04-4	Methyl Tert Butyl Ether	40	35.6	89	35.8	90	1	60-130/30
91-20-3	Naphthalene	40	42.5	106	41.4	104	3	60-130/30
103-65-1	n-Propylbenzene	40	40.0	100	39.0	98	3	60-130/30
100-42-5	Styrene	40	43.0	108	42.5	106	1	60-130/30
994-05-8	Tert-Amyl Methyl Ether	40	36.2	91	36.0	90	1	60-130/30
75-65-0	Tert Butyl Alcohol	200	178	89	166	83	7	60-130/30
630-20-6	1,1,1,2-Tetrachloroethane	40	43.4	109	43.0	108	1	60-130/30
71-55-6	1,1,1-Trichloroethane	40	35.1	88	35.1	88	0	60-130/30
79-34-5	1,1,2,2-Tetrachloroethane	40	39.7	99	38.6	97	3	60-130/30
79-00-5	1,1,2-Trichloroethane	40	41.2	103	40.3	101	2	60-130/30
87-61-6	1,2,3-Trichlorobenzene	40	44.7	112	43.6	109	2	60-130/30
96-18-4	1,2,3-Trichloropropane	40	38.2	96	37.8	95	1	60-130/30
120-82-1	1,2,4-Trichlorobenzene	40	45.1	113	44.3	111	2	60-130/30
95-63-6	1,2,4-Trimethylbenzene	40	40.8	102	40.2	101	1	60-130/30
108-67-8	1,3,5-Trimethylbenzene	40	40.9	102	40.3	101	1	60-130/30
127-18-4	Tetrachloroethylene	40	42.3	106	42.4	106	0	60-130/30
108-88-3	Toluene	40	41.1	103	40.6	102	1	60-130/30
79-01-6	Trichloroethylene	40	44.1	110	43.9	110	0	60-130/30
75-69-4	Trichlorofluoromethane	40	46.6	117	44.6	112	4	60-130/30
75-01-4	Vinyl chloride	40	42.1	105	40.6	102	4	60-130/30
1330-20-7	Xylene (total)	120	128	107	124	103	3	60-130/30

CAS No.	Surrogate Recoveries	BSP	BSD	Limits
1868-53-7	Dibromofluoromethane	89%	92%	60-130%

# Blank Spike/Blank Spike Duplicate Summary

**Job Number:** C17127  
**Account:** IRISECAO Iris Environmental  
**Project:** Romic Soil Investigation(Romic EPA) - 2081 Bay Road,East Palo Alto,CA

Sample	File ID	DF	Analyzed	By	Prep Date	Prep Batch	Analytical Batch
VM835-BS	M26228.D	1	08/04/11	TN	n/a	n/a	VM835
VM835-BSD	M26229.D	1	08/04/11	TN	n/a	n/a	VM835

**The QC reported here applies to the following samples:** **Method:** SW846 8260B

C17127-21, C17127-27, C17127-28, C17127-29, C17127-2A, C17127-30, C17127-31, C17127-32, C17127-33, C17127-34, C17127-35, C17127-37, C17127-38, C17127-39, C17127-8A

CAS No.	Surrogate Recoveries	BSP	BSD	Limits
2037-26-5	Toluene-D8	99%	98%	60-130%
460-00-4	4-Bromofluorobenzene	99%	98%	60-130%

4.3.3  
4

# Blank Spike/Blank Spike Duplicate Summary

**Job Number:** C17127

**Account:** IRISECAO Iris Environmental

**Project:** Romic Soil Investigation(Romic EPA) - 2081 Bay Road,East Palo Alto,CA

Sample	File ID	DF	Analyzed	By	Prep Date	Prep Batch	Analytical Batch
VM836-BS	M26273.D	1	08/05/11	TN	n/a	n/a	VM836
VM836-BSD	M26274.D	1	08/05/11	TN	n/a	n/a	VM836

The QC reported here applies to the following samples:

Method: SW846 8260B

C17127-36, C17127-36A

CAS No.	Compound	Spike ug/kg	BSP ug/kg	BSP %	BSD ug/kg	BSD %	RPD	Limits Rec/RPD
67-64-1	Acetone	160	134	84	139	87	4	60-130/30
71-43-2	Benzene	40	39.4	99	39.2	98	1	60-130/30
108-86-1	Bromobenzene	40	43.0	108	44.3	111	3	60-130/30
74-97-5	Bromochloromethane	40	40.2	101	41.8	105	4	60-130/30
75-27-4	Bromodichloromethane	40	40.4	101	40.5	101	0	60-130/30
75-25-2	Bromoform	40	46.7	117 <sup>a</sup>	48.2	121 <sup>a</sup>	3 <sup>a</sup>	60-130/30
104-51-8	n-Butylbenzene	40	37.5	94	37.7	94	1	60-130/30
135-98-8	sec-Butylbenzene	40	39.1	98	40.0	100	2	60-130/30
98-06-6	tert-Butylbenzene	40	40.0	100	41.4	104	3	60-130/30
108-90-7	Chlorobenzene	40	43.0	108	43.7	109	2	60-130/30
75-00-3	Chloroethane	40	42.2	106	44.4	111	5	60-130/30
67-66-3	Chloroform	40	35.2	88	36.0	90	2	60-130/30
95-49-8	o-Chlorotoluene	40	37.3	93	38.2	96	2	60-130/30
106-43-4	p-Chlorotoluene	40	38.8	97	38.7	97	0	60-130/30
56-23-5	Carbon tetrachloride	40	39.4	99	39.3	98	0	60-130/30
75-34-3	1,1-Dichloroethane	40	34.0	85	34.5	86	1	60-130/30
75-35-4	1,1-Dichloroethylene	40	35.5	89	35.6	89	0	60-130/30
563-58-6	1,1-Dichloropropene	40	37.3	93	37.4	94	0	60-130/30
96-12-8	1,2-Dibromo-3-chloropropane	40	35.1	88	36.6	92	4	60-130/30
106-93-4	1,2-Dibromoethane	40	42.7	107	44.1	110	3	60-130/30
107-06-2	1,2-Dichloroethane	40	38.1	95	38.5	96	1	60-130/30
78-87-5	1,2-Dichloropropane	40	38.7	97	38.6	97	0	60-130/30
142-28-9	1,3-Dichloropropane	40	40.7	102	41.1	103	1	60-130/30
108-20-3	Di-Isopropyl ether	40	37.9	95	38.2	96	1	60-130/30
594-20-7	2,2-Dichloropropane	40	33.5	84	33.9	85	1	60-130/30
124-48-1	Dibromochloromethane	40	44.3	111	45.0	113	2	60-130/30
75-71-8	Dichlorodifluoromethane	40	35.8	90	36.5	91	2	60-130/30
156-59-2	cis-1,2-Dichloroethylene	40	37.0	93	37.9	95	2	60-130/30
10061-01-5	cis-1,3-Dichloropropene	40	40.1	100	40.6	102	1	60-130/30
541-73-1	m-Dichlorobenzene	40	42.4	106	43.2	108	2	60-130/30
95-50-1	o-Dichlorobenzene	40	42.7	107	43.8	110	3	60-130/30
106-46-7	p-Dichlorobenzene	40	42.4	106	43.0	108	1	60-130/30
156-60-5	trans-1,2-Dichloroethylene	40	35.7	89	36.3	91	2	60-130/30
10061-02-6	trans-1,3-Dichloropropene	40	40.3	101	41.3	103	2	60-130/30
100-41-4	Ethylbenzene	40	40.5	101	41.0	103	1	60-130/30
637-92-3	Ethyl tert-Butyl Ether	40	34.5	86	35.4	89	3	60-130/30

4.3.4  
4

# Blank Spike/Blank Spike Duplicate Summary

**Job Number:** C17127

**Account:** IRISECAO Iris Environmental

**Project:** Romic Soil Investigation(Romic EPA) - 2081 Bay Road,East Palo Alto,CA

Sample	File ID	DF	Analyzed	By	Prep Date	Prep Batch	Analytical Batch
VM836-BS	M26273.D	1	08/05/11	TN	n/a	n/a	VM836
VM836-BSD	M26274.D	1	08/05/11	TN	n/a	n/a	VM836

The QC reported here applies to the following samples:

Method: SW846 8260B

C17127-36, C17127-36A

CAS No.	Compound	Spike ug/kg	BSP ug/kg	BSP %	BSD ug/kg	BSD %	RPD	Limits Rec/RPD
591-78-6	2-Hexanone	160	141	88	141	88	0	60-130/30
87-68-3	Hexachlorobutadiene	40	42.7	107	44.2	111	3	60-130/30
98-82-8	Isopropylbenzene	40	41.4	104	42.3	106	2	60-130/30
99-87-6	p-Isopropyltoluene	40	40.3	101	40.8	102	1	60-130/30
108-10-1	4-Methyl-2-pentanone	160	142	89	141	88	1	60-130/30
74-83-9	Methyl bromide	40	44.6	112	45.7	114	2	60-130/30
74-87-3	Methyl chloride	40	35.3	88	38.0	95	7	60-130/30
74-95-3	Methylene bromide	40	41.9	105	41.4	104	1	60-130/30
75-09-2	Methylene chloride	40	34.0	85	35.1	88	3	60-130/30
78-93-3	Methyl ethyl ketone	160	137	86	145	91	6	60-130/30
1634-04-4	Methyl Tert Butyl Ether	40	35.6	89	36.4	91	2	60-130/30
91-20-3	Naphthalene	40	41.3	103	41.7	104	1	60-130/30
103-65-1	n-Propylbenzene	40	37.9	95	38.5	96	2	60-130/30
100-42-5	Styrene	40	43.4	109	43.9	110	1	60-130/30
994-05-8	Tert-Amyl Methyl Ether	40	36.1	90	36.7	92	2	60-130/30
75-65-0	Tert Butyl Alcohol	200	170	85	175	88	3	60-130/30
630-20-6	1,1,1,2-Tetrachloroethane	40	42.9	107	43.9	110	2	60-130/30
71-55-6	1,1,1-Trichloroethane	40	34.9	87	35.7	89	2	60-130/30
79-34-5	1,1,2,2-Tetrachloroethane	40	38.4	96	39.3	98	2	60-130/30
79-00-5	1,1,2-Trichloroethane	40	41.1	103	42.0	105	2	60-130/30
87-61-6	1,2,3-Trichlorobenzene	40	43.3	108	43.8	110	1	60-130/30
96-18-4	1,2,3-Trichloropropane	40	38.8	97	40.2	101	4	60-130/30
120-82-1	1,2,4-Trichlorobenzene	40	43.0	108	43.6	109	1	60-130/30
95-63-6	1,2,4-Trimethylbenzene	40	39.1	98	39.8	100	2	60-130/30
108-67-8	1,3,5-Trimethylbenzene	40	39.0	98	39.9	100	2	60-130/30
127-18-4	Tetrachloroethylene	40	40.8	102	44.7	112	9	60-130/30
108-88-3	Toluene	40	41.0	103	41.5	104	1	60-130/30
79-01-6	Trichloroethylene	40	42.7	107	43.3	108	1	60-130/30
75-69-4	Trichlorofluoromethane	40	42.9	107	44.9	112	5	60-130/30
75-01-4	Vinyl chloride	40	39.8	100	41.2	103	3	60-130/30
1330-20-7	Xylene (total)	120	126	105	128	107	2	60-130/30

CAS No.	Surrogate Recoveries	BSP	BSD	Limits
1868-53-7	Dibromofluoromethane	93%	91%	60-130%

4.3.4  
4



# Blank Spike/Blank Spike Duplicate Summary

**Job Number:** C17127  
**Account:** IRISECAO Iris Environmental  
**Project:** Romic Soil Investigation(Romic EPA) - 2081 Bay Road, East Palo Alto, CA

Sample	File ID	DF	Analyzed	By	Prep Date	Prep Batch	Analytical Batch
VM836-BS	M26273.D	1	08/05/11	TN	n/a	n/a	VM836
VM836-BSD	M26274.D	1	08/05/11	TN	n/a	n/a	VM836

The QC reported here applies to the following samples:

Method: SW846 8260B

C17127-36, C17127-36A

CAS No.	Surrogate Recoveries	BSP	BSD	Limits
2037-26-5	Toluene-D8	100%	102%	60-130%
460-00-4	4-Bromofluorobenzene	103%	103%	60-130%

(a) CCV outside of control limits (biased high); not detected in sample.

4.3.4  
4

# Blank Spike/Blank Spike Duplicate Summary

**Job Number:** C17127

**Account:** IRISECAO Iris Environmental

**Project:** Romic Soil Investigation(Romic EPA) - 2081 Bay Road,East Palo Alto,CA

Sample	File ID	DF	Analyzed	By	Prep Date	Prep Batch	Analytical Batch
VM842-BS	M26502.D	1	08/11/11	XB	n/a	n/a	VM842
VM842-BSD	M26503.D	1	08/11/11	XB	n/a	n/a	VM842

The QC reported here applies to the following samples:

Method: SW846 8260B

C17127-21A

CAS No.	Compound	Spike ug/kg	BSP ug/kg	BSP %	BSD ug/kg	BSD %	RPD	Limits Rec/RPD
67-64-1	Acetone	160	125	78	138	86	10	60-130/30
71-43-2	Benzene	40	40.0	100	38.7	97	3	60-130/30
108-86-1	Bromobenzene	40	40.1	100	40.8	102	2	60-130/30
74-97-5	Bromochloromethane	40	44.1	110	43.1	108	2	60-130/30
75-27-4	Bromodichloromethane	40	42.2	106	40.5	101	4	60-130/30
75-25-2	Bromoform	40	42.5	106	42.1	105	1	60-130/30
104-51-8	n-Butylbenzene	40	38.5	96	38.0	95	1	60-130/30
135-98-8	sec-Butylbenzene	40	39.6	99	39.2	98	1	60-130/30
98-06-6	tert-Butylbenzene	40	39.1	98	39.6	99	1	60-130/30
108-90-7	Chlorobenzene	40	40.3	101	39.0	98	3	60-130/30
75-00-3	Chloroethane	40	38.2	96	37.2	93	3	60-130/30
67-66-3	Chloroform	40	41.5	104	41.9	105	1	60-130/30
95-49-8	o-Chlorotoluene	40	38.5	96	38.4	96	0	60-130/30
106-43-4	p-Chlorotoluene	40	40.0	100	40.5	101	1	60-130/30
56-23-5	Carbon tetrachloride	40	43.9	110	42.1	105	4	60-130/30
75-34-3	1,1-Dichloroethane	40	38.4	96	38.3	96	0	60-130/30
75-35-4	1,1-Dichloroethylene	40	38.8	97	39.0	98	1	60-130/30
563-58-6	1,1-Dichloropropene	40	40.1	100	38.7	97	4	60-130/30
96-12-8	1,2-Dibromo-3-chloropropane	40	36.8	92	38.8	97	5	60-130/30
106-93-4	1,2-Dibromoethane	40	41.4	104	41.0	103	1	60-130/30
107-06-2	1,2-Dichloroethane	40	42.0	105	41.8	105	0	60-130/30
78-87-5	1,2-Dichloropropane	40	40.2	101	38.4	96	5	60-130/30
142-28-9	1,3-Dichloropropane	40	40.1	100	39.4	99	2	60-130/30
108-20-3	Di-Isopropyl ether	40	40.9	102	41.2	103	1	60-130/30
594-20-7	2,2-Dichloropropane	40	39.5	99	39.3	98	1	60-130/30
124-48-1	Dibromochloromethane	40	42.1	105	41.2	103	2	60-130/30
75-71-8	Dichlorodifluoromethane	40	36.1	90	35.4	89	2	60-130/30
156-59-2	cis-1,2-Dichloroethylene	40	40.9	102	41.1	103	0	60-130/30
10061-01-5	cis-1,3-Dichloropropene	40	41.7	104	40.8	102	2	60-130/30
541-73-1	m-Dichlorobenzene	40	39.7	99	40.0	100	1	60-130/30
95-50-1	o-Dichlorobenzene	40	40.6	102	41.2	103	1	60-130/30
106-46-7	p-Dichlorobenzene	40	40.6	102	40.4	101	0	60-130/30
156-60-5	trans-1,2-Dichloroethylene	40	40.6	102	39.8	100	2	60-130/30
10061-02-6	trans-1,3-Dichloropropene	40	37.6	94	36.7	92	2	60-130/30
100-41-4	Ethylbenzene	40	39.4	99	38.4	96	3	60-130/30
637-92-3	Ethyl tert-Butyl Ether	40	42.7	107	43.7	109	2	60-130/30

# Blank Spike/Blank Spike Duplicate Summary

**Job Number:** C17127

**Account:** IRISECAO Iris Environmental

**Project:** Romic Soil Investigation(Romic EPA) - 2081 Bay Road,East Palo Alto,CA

Sample	File ID	DF	Analyzed	By	Prep Date	Prep Batch	Analytical Batch
VM842-BS	M26502.D	1	08/11/11	XB	n/a	n/a	VM842
VM842-BSD	M26503.D	1	08/11/11	XB	n/a	n/a	VM842

The QC reported here applies to the following samples:

Method: SW846 8260B

C17127-21A

CAS No.	Compound	Spike ug/kg	BSP ug/kg	BSP %	BSD ug/kg	BSD %	RPD	Limits Rec/RPD
591-78-6	2-Hexanone	160	146	91	157	98	7	60-130/30
87-68-3	Hexachlorobutadiene	40	38.8	97	38.4	96	1	60-130/30
98-82-8	Isopropylbenzene	40	35.1	88	34.3	86	2	60-130/30
99-87-6	p-Isopropyltoluene	40	37.0	93	37.2	93	1	60-130/30
108-10-1	4-Methyl-2-pentanone	160	155	97	161	101	4	60-130/30
74-83-9	Methyl bromide	40	42.2	106	41.5	104	2	60-130/30
74-87-3	Methyl chloride	40	39.5	99	39.9	100	1	60-130/30
74-95-3	Methylene bromide	40	42.9	107	40.9	102	5	60-130/30
75-09-2	Methylene chloride	40	39.1	98	38.8	97	1	60-130/30
78-93-3	Methyl ethyl ketone	160	147	92	158	99	7	60-130/30
1634-04-4	Methyl Tert Butyl Ether	40	42.3	106	43.7	109	3	60-130/30
91-20-3	Naphthalene	40	39.2	98	40.9	102	4	60-130/30
103-65-1	n-Propylbenzene	40	38.0	95	38.2	96	1	60-130/30
100-42-5	Styrene	40	40.0	100	39.7	99	1	60-130/30
994-05-8	Tert-Amyl Methyl Ether	40	42.0	105	43.1	108	3	60-130/30
75-65-0	Tert Butyl Alcohol	200	182	91	203	102	11	60-130/30
630-20-6	1,1,1,2-Tetrachloroethane	40	41.4	104	41.0	103	1	60-130/30
71-55-6	1,1,1-Trichloroethane	40	42.5	106	42.2	106	1	60-130/30
79-34-5	1,1,2,2-Tetrachloroethane	40	39.1	98	41.1	103	5	60-130/30
79-00-5	1,1,2-Trichloroethane	40	39.4	99	40.1	100	2	60-130/30
87-61-6	1,2,3-Trichlorobenzene	40	39.4	99	40.6	102	3	60-130/30
96-18-4	1,2,3-Trichloropropane	40	37.3	93	37.9	95	2	60-130/30
120-82-1	1,2,4-Trichlorobenzene	40	37.9	95	38.1	95	1	60-130/30
95-63-6	1,2,4-Trimethylbenzene	40	39.2	98	39.8	100	2	60-130/30
108-67-8	1,3,5-Trimethylbenzene	40	40.0	100	40.4	101	1	60-130/30
127-18-4	Tetrachloroethylene	40	39.4	99	39.4	99	0	60-130/30
108-88-3	Toluene	40	39.3	98	38.6	97	2	60-130/30
79-01-6	Trichloroethylene	40	41.2	103	39.4	99	4	60-130/30
75-69-4	Trichlorofluoromethane	40	41.4	104	40.9	102	1	60-130/30
75-01-4	Vinyl chloride	40	45.2	113	45.2	113	0	60-130/30
1330-20-7	Xylene (total)	120	119	99	117	98	2	60-130/30

CAS No.	Surrogate Recoveries	BSP	BSD	Limits
1868-53-7	Dibromofluoromethane	107%	108%	60-130%

# Blank Spike/Blank Spike Duplicate Summary

**Job Number:** C17127  
**Account:** IRISECAO Iris Environmental  
**Project:** Romic Soil Investigation(Romic EPA) - 2081 Bay Road,East Palo Alto,CA

Sample	File ID	DF	Analyzed	By	Prep Date	Prep Batch	Analytical Batch
VM842-BS	M26502.D	1	08/11/11	XB	n/a	n/a	VM842
VM842-BSD	M26503.D	1	08/11/11	XB	n/a	n/a	VM842

The QC reported here applies to the following samples:

Method: SW846 8260B

C17127-21A

CAS No.	Surrogate Recoveries	BSP	BSD	Limits
2037-26-5	Toluene-D8	99%	100%	60-130%
460-00-4	4-Bromofluorobenzene	107%	105%	60-130%

4.3.5  
4

# Matrix Spike/Matrix Spike Duplicate Summary

**Job Number:** C17127

**Account:** IRISECAO Iris Environmental

**Project:** Romic Soil Investigation(Romic EPA) - 2081 Bay Road,East Palo Alto,CA

Sample	File ID	DF	Analyzed	By	Prep Date	Prep Batch	Analytical Batch
C17104-1MS	M26195.D	1	08/03/11	TN	n/a	n/a	VM834
C17104-1MSD	M26196.D	1	08/03/11	TN	n/a	n/a	VM834
C17104-1	M26186.D	1	08/03/11	TN	n/a	n/a	VM834

The QC reported here applies to the following samples:

Method: SW846 8260B

C17127-1, C17127-2, C17127-3, C17127-4, C17127-6, C17127-7, C17127-8, C17127-9, C17127-10

CAS No.	Compound	C17104-1 ug/kg	Spike Q	ug/kg	MS ug/kg	MS %	MSD ug/kg	MSD %	RPD	Limits Rec/RPD
67-64-1	Acetone	ND	156	168	108	142	91	17	60-130/30	
71-43-2	Benzene	ND	39	39.9	102	34.0	87	16	60-130/30	
108-86-1	Bromobenzene	ND	39	42.6	109	37.1	95	14	60-130/30	
74-97-5	Bromochloromethane	ND	39	41.4	106	36.3	93	13	60-130/30	
75-27-4	Bromodichloromethane	ND	39	39.2	101	33.3	85	16	60-130/30	
75-25-2	Bromoform	ND	39	47.8	123	41.6	106	14	60-130/30	
104-51-8	n-Butylbenzene	ND	39	29.7	76	26.9	69	10	60-130/30	
135-98-8	sec-Butylbenzene	ND	39	32.4	83	29.8	76	8	60-130/30	
98-06-6	tert-Butylbenzene	ND	39	35.5	91	32.1	82	10	60-130/30	
108-90-7	Chlorobenzene	ND	39	41.3	106	36.1	92	13	60-130/30	
75-00-3	Chloroethane	ND	39	46.8	120	39.0	99	18	60-130/30	
67-66-3	Chloroform	ND	39	36.4	93	30.6	78	17	60-130/30	
95-49-8	o-Chlorotoluene	ND	39	34.6	89	29.9	76	15	60-130/30	
106-43-4	p-Chlorotoluene	ND	39	37.6	96	32.8	84	14	60-130/30	
56-23-5	Carbon tetrachloride	ND	39	39.4	101	33.5	85	16	60-130/30	
75-34-3	1,1-Dichloroethane	ND	39	34.8	89	29.3	75	17	60-130/30	
75-35-4	1,1-Dichloroethylene	ND	39	40.6	104	34.2	87	17	60-130/30	
563-58-6	1,1-Dichloropropene	ND	39	37.9	97	32.1	82	17	60-130/30	
96-12-8	1,2-Dibromo-3-chloropropane	ND	39	35.5	91	29.1	74	20	60-130/30	
106-93-4	1,2-Dibromoethane	ND	39	44.1	113	38.2	97	14	60-130/30	
107-06-2	1,2-Dichloroethane	ND	39	39.1	100	32.6	83	18	60-130/30	
78-87-5	1,2-Dichloropropane	ND	39	38.4	98	33.2	85	15	60-130/30	
142-28-9	1,3-Dichloropropane	ND	39	41.7	107	35.7	91	16	60-130/30	
108-20-3	Di-Isopropyl ether	ND	39	39.2	101	33.0	84	17	60-130/30	
594-20-7	2,2-Dichloropropane	ND	39	32.9	84	27.4	70	18	60-130/30	
124-48-1	Dibromochloromethane	ND	39	44.8	115	38.8	99	14	60-130/30	
75-71-8	Dichlorodifluoromethane	ND	39	37.1	95	29.3	75	23	60-130/30	
156-59-2	cis-1,2-Dichloroethylene	ND	39	38.0	97	32.1	82	17	60-130/30	
10061-01-5	cis-1,3-Dichloropropene	ND	39	40.2	103	34.3	87	16	60-130/30	
541-73-1	m-Dichlorobenzene	ND	39	39.0	100	33.9	86	14	60-130/30	
95-50-1	o-Dichlorobenzene	ND	39	40.3	103	35.2	90	14	60-130/30	
106-46-7	p-Dichlorobenzene	ND	39	38.8	100	33.9	86	13	60-130/30	
156-60-5	trans-1,2-Dichloroethylene	ND	39	37.3	96	31.5	80	17	60-130/30	
10061-02-6	trans-1,3-Dichloropropene	ND	39	39.8	102	34.5	88	14	60-130/30	
100-41-4	Ethylbenzene	ND	39	38.5	99	33.4	85	14	60-130/30	
637-92-3	Ethyl tert-Butyl Ether	ND	39	37.2	95	31.1	79	18	60-130/30	

4.4.1  
4

# Matrix Spike/Matrix Spike Duplicate Summary

**Job Number:** C17127  
**Account:** IRISECAO Iris Environmental  
**Project:** Romic Soil Investigation(Romic EPA) - 2081 Bay Road,East Palo Alto,CA

Sample	File ID	DF	Analyzed	By	Prep Date	Prep Batch	Analytical Batch
C17104-1MS	M26195.D	1	08/03/11	TN	n/a	n/a	VM834
C17104-1MSD	M26196.D	1	08/03/11	TN	n/a	n/a	VM834
C17104-1	M26186.D	1	08/03/11	TN	n/a	n/a	VM834

**The QC reported here applies to the following samples:** **Method:** SW846 8260B

C17127-1, C17127-2, C17127-3, C17127-4, C17127-6, C17127-7, C17127-8, C17127-9, C17127-10

CAS No.	Compound	C17104-1 ug/kg	Spike Q ug/kg	MS ug/kg	MS %	MSD ug/kg	MSD %	RPD	Limits Rec/RPD
591-78-6	2-Hexanone	ND	156	153	98	129	82	17	60-130/30
87-68-3	Hexachlorobutadiene	ND	39	28.3	73	27.5	70	3	60-130/30
98-82-8	Isopropylbenzene	ND	39	37.5	96	33.4	85	12	60-130/30
99-87-6	p-Isopropyltoluene	1.7	J 39	34.8	85	31.5	76	10	60-130/30
108-10-1	4-Methyl-2-pentanone	ND	156	155	99	130	83	18	60-130/30
74-83-9	Methyl bromide	ND	39	50.6	130	41.9	107	19	60-130/30
74-87-3	Methyl chloride	ND	39	35.3	91	31.0	79	13	60-130/30
74-95-3	Methylene bromide	ND	39	42.2	108	36.3	93	15	60-130/30
75-09-2	Methylene chloride	ND	39	35.7	92	30.5	78	16	60-130/30
78-93-3	Methyl ethyl ketone	ND	156	162	104	134	85	19	60-130/30
1634-04-4	Methyl Tert Butyl Ether	ND	39	39.1	100	32.9	84	17	60-130/30
91-20-3	Naphthalene	ND	39	41.4	106	36.2	92	13	60-130/30
103-65-1	n-Propylbenzene	ND	39	34.5	88	30.3	77	13	60-130/30
100-42-5	Styrene	ND	39	41.6	107	36.0	92	14	60-130/30
994-05-8	Tert-Amyl Methyl Ether	ND	39	39.6	102	33.1	84	18	60-130/30
75-65-0	Tert Butyl Alcohol	ND	195	196	101	159	81	21	60-130/30
630-20-6	1,1,1,2-Tetrachloroethane	ND	39	42.0	108	36.4	93	14	60-130/30
71-55-6	1,1,1-Trichloroethane	ND	39	36.2	93	30.0	77	19	60-130/30
79-00-5	1,1,2-Trichloroethane	ND	39	38.5	99	32.3	82	18	60-130/30
87-61-6	1,2,3-Trichlorobenzene	ND	39	36.2	93	33.3	85	8	60-130/30
96-18-4	1,2,3-Trichloropropane	ND	39	40.8	105	35.0	89	15	60-130/30
120-82-1	1,2,4-Trichlorobenzene	ND	39	35.1	90	31.7	81	10	60-130/30
95-63-6	1,2,4-Trimethylbenzene	ND	39	36.0	92	31.8	81	12	60-130/30
108-67-8	1,3,5-Trimethylbenzene	ND	39	35.7	92	31.7	81	12	60-130/30
127-18-4	Tetrachloroethylene	ND	39	68.8	176* a	60.4	154* a	13	60-130/30
108-88-3	Toluene	ND	39	40.8	105	35.2	90	15	60-130/30
79-01-6	Trichloroethylene	ND	39	76.8	197* a	66.5	170* a	14	60-130/30
75-69-4	Trichlorofluoromethane	ND	39	46.3	119	38.2	97	19	60-130/30
75-01-4	Vinyl chloride	ND	39	48.8	125	39.7	101	21	60-130/30
1330-20-7	Xylene (total)	ND	117	120	103	104	88	14	60-130/30

CAS No.	Surrogate Recoveries	MS	MSD	C17104-1	Limits
1868-53-7	Dibromofluoromethane	76%	76%	77%	60-130%
2037-26-5	Toluene-D8	100%	100%	104%	60-130%

4.4.1  
4

# Matrix Spike/Matrix Spike Duplicate Summary

**Job Number:** C17127  
**Account:** IRISECAO Iris Environmental  
**Project:** Romic Soil Investigation(Romic EPA) - 2081 Bay Road,East Palo Alto,CA

Sample	File ID	DF	Analyzed	By	Prep Date	Prep Batch	Analytical Batch
C17104-1MS	M26195.D	1	08/03/11	TN	n/a	n/a	VM834
C17104-1MSD	M26196.D	1	08/03/11	TN	n/a	n/a	VM834
C17104-1	M26186.D	1	08/03/11	TN	n/a	n/a	VM834

**The QC reported here applies to the following samples:** **Method:** SW846 8260B

C17127-1, C17127-2, C17127-3, C17127-4, C17127-6, C17127-7, C17127-8, C17127-9, C17127-10

CAS No.	Surrogate Recoveries	MS	MSD	C17104-1	Limits
460-00-4	4-Bromofluorobenzene	101%	100%	101%	60-130%

(a) Outside laboratory control limits.

4.4.1  
4

## GC/MS Semi-volatiles

5

### QC Data Summaries

---

Includes the following where applicable:

- Method Blank Summaries
- Blank Spike Summaries
- Matrix Spike and Duplicate Summaries



## Method Blank Summary

**Job Number:** C17127  
**Account:** IRISECAO Iris Environmental  
**Project:** Romic Soil Investigation(Romic EPA) - 2081 Bay Road,East Palo Alto,CA

Sample	File ID	DF	Analyzed	By	Prep Date	Prep Batch	Analytical Batch
OP4307-MB	Y9027.D	1	07/27/11	MT	07/26/11	OP4307	EY431

**The QC reported here applies to the following samples:** **Method:** SW846 8270C

C17127-3, C17127-6, C17127-11, C17127-17, C17127-23, C17127-26, C17127-27, C17127-28, C17127-29, C17127-32, C17127-35

CAS No.	Compound	Result	RL	MDL	Units	Q
65-85-0	Benzoic acid	ND	1000	890	ug/kg	
95-57-8	2-Chlorophenol	ND	1000	680	ug/kg	
59-50-7	4-Chloro-3-methyl phenol	ND	500	420	ug/kg	
120-83-2	2,4-Dichlorophenol	ND	500	140	ug/kg	
105-67-9	2,4-Dimethylphenol	ND	500	150	ug/kg	
51-28-5	2,4-Dinitrophenol	ND	2500	850	ug/kg	
534-52-1	4,6-Dinitro-o-cresol	ND	2000	1000	ug/kg	
95-48-7	2-Methylphenol	ND	500	170	ug/kg	
	3&4-Methylphenol	ND	500	150	ug/kg	
88-75-5	2-Nitrophenol	ND	500	130	ug/kg	
100-02-7	4-Nitrophenol	ND	2000	1200	ug/kg	
87-86-5	Pentachlorophenol	ND	500	420	ug/kg	
108-95-2	Phenol	ND	2000	1300	ug/kg	
95-95-4	2,4,5-Trichlorophenol	ND	500	120	ug/kg	
88-06-2	2,4,6-Trichlorophenol	ND	500	160	ug/kg	
83-32-9	Acenaphthene	ND	1000	500	ug/kg	
208-96-8	Acenaphthylene	ND	500	200	ug/kg	
62-53-3	Aniline	ND	500	140	ug/kg	
120-12-7	Anthracene	ND	500	100	ug/kg	
103-33-3	Azobenzene	ND	500	170	ug/kg	
92-87-5	Benzidine	ND	2500	730	ug/kg	
56-55-3	Benzo(a)anthracene	ND	500	70	ug/kg	
50-32-8	Benzo(a)pyrene	ND	500	90	ug/kg	
205-99-2	Benzo(b)fluoranthene	ND	500	60	ug/kg	
191-24-2	Benzo(g,h,i)perylene	ND	500	150	ug/kg	
207-08-9	Benzo(k)fluoranthene	ND	500	120	ug/kg	
101-55-3	4-Bromophenyl phenyl ether	ND	500	150	ug/kg	
85-68-7	Butyl benzyl phthalate	ND	500	110	ug/kg	
100-51-6	Benzyl Alcohol	ND	1000	160	ug/kg	
91-58-7	2-Chloronaphthalene	ND	500	180	ug/kg	
106-47-8	4-Chloroaniline	ND	500	140	ug/kg	
86-74-8	Carbazole	ND	500	80	ug/kg	
218-01-9	Chrysene	ND	500	100	ug/kg	
111-91-1	bis(2-Chloroethoxy)methane	ND	500	180	ug/kg	
111-44-4	bis(2-Chloroethyl)ether	ND	500	230	ug/kg	
108-60-1	bis(2-Chloroisopropyl)ether	ND	500	270	ug/kg	

5.1.1  
5

## Method Blank Summary

**Job Number:** C17127  
**Account:** IRISECAO Iris Environmental  
**Project:** Romic Soil Investigation(Romic EPA) - 2081 Bay Road,East Palo Alto,CA

Sample	File ID	DF	Analyzed	By	Prep Date	Prep Batch	Analytical Batch
OP4307-MB	Y9027.D	1	07/27/11	MT	07/26/11	OP4307	EY431

The QC reported here applies to the following samples:

Method: SW846 8270C

C17127-3, C17127-6, C17127-11, C17127-17, C17127-23, C17127-26, C17127-27, C17127-28, C17127-29, C17127-32, C17127-35

CAS No.	Compound	Result	RL	MDL	Units	Q
7005-72-3	4-Chlorophenyl phenyl ether	ND	500	190	ug/kg	
95-50-1	1,2-Dichlorobenzene	ND	500	160	ug/kg	
541-73-1	1,3-Dichlorobenzene	ND	500	150	ug/kg	
106-46-7	1,4-Dichlorobenzene	ND	500	420	ug/kg	
121-14-2	2,4-Dinitrotoluene	ND	500	460	ug/kg	
606-20-2	2,6-Dinitrotoluene	ND	1000	320	ug/kg	
91-94-1	3,3'-Dichlorobenzidine	ND	2500	140	ug/kg	
53-70-3	Dibenzo(a,h)anthracene	ND	500	130	ug/kg	
132-64-9	Dibenzofuran	ND	500	160	ug/kg	
122-39-4	Diphenylamine	ND	500	120	ug/kg	
84-74-2	Di-n-butyl phthalate	ND	500	100	ug/kg	
117-84-0	Di-n-octyl phthalate	ND	500	130	ug/kg	
84-66-2	Diethyl phthalate	ND	500	170	ug/kg	
131-11-3	Dimethyl phthalate	ND	500	180	ug/kg	
117-81-7	bis(2-Ethylhexyl)phthalate	ND	500	220	ug/kg	
206-44-0	Fluoranthene	ND	500	100	ug/kg	
86-73-7	Fluorene	ND	500	180	ug/kg	
118-74-1	Hexachlorobenzene	ND	500	130	ug/kg	
87-68-3	Hexachlorobutadiene	ND	500	190	ug/kg	
77-47-4	Hexachlorocyclopentadiene	ND	500	140	ug/kg	
67-72-1	Hexachloroethane	ND	500	160	ug/kg	
193-39-5	Indeno(1,2,3-cd)pyrene	ND	500	140	ug/kg	
78-59-1	Isophorone	ND	500	170	ug/kg	
90-12-0	1-Methylnaphthalene	ND	500	160	ug/kg	
91-57-6	2-Methylnaphthalene	ND	500	160	ug/kg	
88-74-4	2-Nitroaniline	ND	500	120	ug/kg	
99-09-2	3-Nitroaniline	ND	500	120	ug/kg	
100-01-6	4-Nitroaniline	ND	500	300	ug/kg	
91-20-3	Naphthalene	ND	500	170	ug/kg	
98-95-3	Nitrobenzene	ND	500	160	ug/kg	
62-75-9	N-Nitrosodimethylamine	ND	5000	2200	ug/kg	
621-64-7	N-Nitroso-di-n-propylamine	ND	1000	550	ug/kg	
85-01-8	Phenanthrene	ND	500	110	ug/kg	
129-00-0	Pyrene	ND	1000	680	ug/kg	
110-86-1	Pyridine	ND	2000	220	ug/kg	
120-82-1	1,2,4-Trichlorobenzene	ND	500	340	ug/kg	

## Method Blank Summary

**Job Number:** C17127  
**Account:** IRISECAO Iris Environmental  
**Project:** Romic Soil Investigation(Romic EPA) - 2081 Bay Road,East Palo Alto,CA

Sample	File ID	DF	Analyzed	By	Prep Date	Prep Batch	Analytical Batch
OP4307-MB	Y9027.D	1	07/27/11	MT	07/26/11	OP4307	EY431

The QC reported here applies to the following samples:

Method: SW846 8270C

C17127-3, C17127-6, C17127-11, C17127-17, C17127-23, C17127-26, C17127-27, C17127-28, C17127-29, C17127-32, C17127-35

CAS No.	Surrogate Recoveries		Limits
367-12-4	2-Fluorophenol	53%	20-100%
4165-62-2	Phenol-d5	55%	20-100%
118-79-6	2,4,6-Tribromophenol	53%	30-100%
4165-60-0	Nitrobenzene-d5	53%	20-100%
321-60-8	2-Fluorobiphenyl	52%	20-106%
1718-51-0	Terphenyl-d14	76%	55-130%

5.1.1  
5

## Method Blank Summary

**Job Number:** C17127  
**Account:** IRISECAO Iris Environmental  
**Project:** Romic Soil Investigation(Romic EPA) - 2081 Bay Road,East Palo Alto,CA

Sample	File ID	DF	Analyzed	By	Prep Date	Prep Batch	Analytical Batch
OP4332-MB	Y9113.D	1	07/30/11	MT	07/29/11	OP4332	EY434

The QC reported here applies to the following samples:

Method: SW846 8270C

C17127-26A

CAS No.	Compound	Result	RL	MDL	Units	Q
65-85-0	Benzoic acid	ND	1000	890	ug/kg	
95-57-8	2-Chlorophenol	ND	1000	680	ug/kg	
59-50-7	4-Chloro-3-methyl phenol	ND	500	420	ug/kg	
120-83-2	2,4-Dichlorophenol	ND	500	140	ug/kg	
105-67-9	2,4-Dimethylphenol	ND	500	150	ug/kg	
51-28-5	2,4-Dinitrophenol	ND	2500	850	ug/kg	
534-52-1	4,6-Dinitro-o-cresol	ND	2000	1000	ug/kg	
95-48-7	2-Methylphenol	ND	500	170	ug/kg	
	3&4-Methylphenol	ND	500	150	ug/kg	
88-75-5	2-Nitrophenol	ND	500	130	ug/kg	
100-02-7	4-Nitrophenol	ND	2000	1200	ug/kg	
87-86-5	Pentachlorophenol	ND	500	420	ug/kg	
108-95-2	Phenol	ND	2000	1300	ug/kg	
95-95-4	2,4,5-Trichlorophenol	ND	500	120	ug/kg	
88-06-2	2,4,6-Trichlorophenol	ND	500	160	ug/kg	
83-32-9	Acenaphthene	ND	1000	500	ug/kg	
208-96-8	Acenaphthylene	ND	500	200	ug/kg	
62-53-3	Aniline	ND	500	140	ug/kg	
120-12-7	Anthracene	ND	500	100	ug/kg	
103-33-3	Azobenzene	ND	500	170	ug/kg	
92-87-5	Benzidine	ND	2500	730	ug/kg	
56-55-3	Benzo(a)anthracene	ND	500	70	ug/kg	
50-32-8	Benzo(a)pyrene	ND	500	90	ug/kg	
205-99-2	Benzo(b)fluoranthene	ND	500	60	ug/kg	
191-24-2	Benzo(g,h,i)perylene	ND	500	150	ug/kg	
207-08-9	Benzo(k)fluoranthene	ND	500	120	ug/kg	
101-55-3	4-Bromophenyl phenyl ether	ND	500	150	ug/kg	
85-68-7	Butyl benzyl phthalate	ND	500	110	ug/kg	
100-51-6	Benzyl Alcohol	ND	1000	160	ug/kg	
91-58-7	2-Chloronaphthalene	ND	500	180	ug/kg	
106-47-8	4-Chloroaniline	ND	500	140	ug/kg	
86-74-8	Carbazole	ND	500	80	ug/kg	
218-01-9	Chrysene	ND	500	100	ug/kg	
111-91-1	bis(2-Chloroethoxy)methane	ND	500	180	ug/kg	
111-44-4	bis(2-Chloroethyl)ether	ND	500	230	ug/kg	
108-60-1	bis(2-Chloroisopropyl)ether	ND	500	270	ug/kg	

## Method Blank Summary

**Job Number:** C17127  
**Account:** IRISECAO Iris Environmental  
**Project:** Romic Soil Investigation(Romic EPA) - 2081 Bay Road,East Palo Alto,CA

Sample	File ID	DF	Analyzed	By	Prep Date	Prep Batch	Analytical Batch
OP4332-MB	Y9113.D	1	07/30/11	MT	07/29/11	OP4332	EY434

The QC reported here applies to the following samples:

Method: SW846 8270C

C17127-26A

CAS No.	Compound	Result	RL	MDL	Units	Q
7005-72-3	4-Chlorophenyl phenyl ether	ND	500	190	ug/kg	
95-50-1	1,2-Dichlorobenzene	ND	500	160	ug/kg	
541-73-1	1,3-Dichlorobenzene	ND	500	150	ug/kg	
106-46-7	1,4-Dichlorobenzene	ND	500	420	ug/kg	
121-14-2	2,4-Dinitrotoluene	ND	500	460	ug/kg	
606-20-2	2,6-Dinitrotoluene	ND	1000	320	ug/kg	
91-94-1	3,3'-Dichlorobenzidine	ND	2500	140	ug/kg	
53-70-3	Dibenzo(a,h)anthracene	ND	500	130	ug/kg	
132-64-9	Dibenzofuran	ND	500	160	ug/kg	
122-39-4	Diphenylamine	ND	500	120	ug/kg	
84-74-2	Di-n-butyl phthalate	ND	500	100	ug/kg	
117-84-0	Di-n-octyl phthalate	ND	500	130	ug/kg	
84-66-2	Diethyl phthalate	ND	500	170	ug/kg	
131-11-3	Dimethyl phthalate	ND	500	180	ug/kg	
117-81-7	bis(2-Ethylhexyl)phthalate	ND	500	220	ug/kg	
206-44-0	Fluoranthene	ND	500	100	ug/kg	
86-73-7	Fluorene	ND	500	180	ug/kg	
118-74-1	Hexachlorobenzene	ND	500	130	ug/kg	
87-68-3	Hexachlorobutadiene	ND	500	190	ug/kg	
77-47-4	Hexachlorocyclopentadiene	ND	500	140	ug/kg	
67-72-1	Hexachloroethane	ND	500	160	ug/kg	
193-39-5	Indeno(1,2,3-cd)pyrene	ND	500	140	ug/kg	
78-59-1	Isophorone	ND	500	170	ug/kg	
90-12-0	1-Methylnaphthalene	ND	500	160	ug/kg	
91-57-6	2-Methylnaphthalene	ND	500	160	ug/kg	
88-74-4	2-Nitroaniline	ND	500	120	ug/kg	
99-09-2	3-Nitroaniline	ND	500	120	ug/kg	
100-01-6	4-Nitroaniline	ND	500	300	ug/kg	
91-20-3	Naphthalene	ND	500	170	ug/kg	
98-95-3	Nitrobenzene	ND	500	160	ug/kg	
62-75-9	N-Nitrosodimethylamine	ND	5000	2200	ug/kg	
621-64-7	N-Nitroso-di-n-propylamine	ND	1000	550	ug/kg	
85-01-8	Phenanthrene	ND	500	110	ug/kg	
129-00-0	Pyrene	ND	1000	680	ug/kg	
110-86-1	Pyridine	ND	2000	220	ug/kg	
120-82-1	1,2,4-Trichlorobenzene	ND	500	340	ug/kg	

## Method Blank Summary

**Job Number:** C17127  
**Account:** IRISECAO Iris Environmental  
**Project:** Romic Soil Investigation(Romic EPA) - 2081 Bay Road,East Palo Alto,CA

Sample	File ID	DF	Analyzed	By	Prep Date	Prep Batch	Analytical Batch
OP4332-MB	Y9113.D	1	07/30/11	MT	07/29/11	OP4332	EY434

The QC reported here applies to the following samples:

Method: SW846 8270C

C17127-26A

CAS No.	Surrogate Recoveries	Limits
367-12-4	2-Fluorophenol	66% 20-100%
4165-62-2	Phenol-d5	67% 20-100%
118-79-6	2,4,6-Tribromophenol	65% 30-100%
4165-60-0	Nitrobenzene-d5	64% 20-100%
321-60-8	2-Fluorobiphenyl	61% 20-106%
1718-51-0	Terphenyl-d14	95% 55-130%

5.1.2  
5

# Blank Spike/Blank Spike Duplicate Summary

**Job Number:** C17127  
**Account:** IRISECAO Iris Environmental  
**Project:** Romic Soil Investigation(Romic EPA) - 2081 Bay Road,East Palo Alto,CA

Sample	File ID	DF	Analyzed	By	Prep Date	Prep Batch	Analytical Batch
OP4307-BS	Y9032.D	1	07/27/11	MT	07/26/11	OP4307	EY431
OP4307-BSD	Y9029.D	1	07/27/11	MT	07/26/11	OP4307	EY431

**The QC reported here applies to the following samples:** **Method:** SW846 8270C

C17127-3, C17127-6, C17127-11, C17127-17, C17127-23, C17127-26, C17127-27, C17127-28, C17127-29, C17127-32, C17127-35

CAS No.	Compound	Spike ug/kg	BSP ug/kg	BSP %	BSD ug/kg	BSD %	RPD	Limits Rec/RPD
65-85-0	Benzoic acid	5000	4160	83	3860	77	7	24-116/30
95-57-8	2-Chlorophenol	2500	1640	66	1580	63	4	31-130/30
59-50-7	4-Chloro-3-methyl phenol	2500	1930	77	1780	71	8	35-117/30
120-83-2	2,4-Dichlorophenol	2500	1710	68	1670	67	2	40-111/30
105-67-9	2,4-Dimethylphenol	2500	1730	69	1670	67	4	29-109/30
51-28-5	2,4-Dinitrophenol	2500	2670	107	2330	93	14	19-117/30
534-52-1	4,6-Dinitro-o-cresol	2500	2240	90	2000	80	11	28-119/30
95-48-7	2-Methylphenol	2500	1690	68	1630	65	4	33-114/30
	3&4-Methylphenol	2500	1680	67	1610	64	4	34-115/30
88-75-5	2-Nitrophenol	2500	1590	64	1550	62	3	20-116/30
100-02-7	4-Nitrophenol	2500	2560	102	2260	90	12	6-114/30
87-86-5	Pentachlorophenol	2500	2620	105	2440	98	7	10-115/30
108-95-2	Phenol	2500	1730	69	1780	71	3	28-122/30
95-95-4	2,4,5-Trichlorophenol	2500	1980	79	1800	72	10	30-111/30
88-06-2	2,4,6-Trichlorophenol	2500	1960	78	1850	74	6	30-110/30
83-32-9	Acenaphthene	2500	1770	71	1660	66	6	34-129/30
208-96-8	Acenaphthylene	2500	1840	74	1740	70	6	38-118/30
62-53-3	Aniline	2500	1400	56	1360	54	3	28-112/30
120-12-7	Anthracene	2500	2160	86	1950	78	10	41-114/30
103-33-3	Azobenzene	2500	2020	81	1780	71	13	28-114/30
92-87-5	Benzidine	5000	2280	46	2200	44	4	10-156/30
56-55-3	Benzo(a)anthracene	2500	2340	94	2140	86	9	40-116/30
50-32-8	Benzo(a)pyrene	2500	2370	95	2170	87	9	39-112/30
205-99-2	Benzo(b)fluoranthene	2500	2430	97	2270	91	7	40-117/30
191-24-2	Benzo(g,h,i)perylene	2500	2170	87	1990	80	9	36-113/30
207-08-9	Benzo(k)fluoranthene	2500	2420	97	2190	88	10	41-117/30
101-55-3	4-Bromophenyl phenyl ether	2500	2000	80	1830	73	9	30-114/30
85-68-7	Butyl benzyl phthalate	2500	2540	102	2350	94	8	27-110/30
100-51-6	Benzyl Alcohol	2500	2030	81	1920	77	6	31-112/30
91-58-7	2-Chloronaphthalene	2500	1720	69	1660	66	4	37-115/30
106-47-8	4-Chloroaniline	2500	1590	64	1530	61	4	29-95/30
86-74-8	Carbazole	2500	2260	90	2080	83	8	40-116/30
218-01-9	Chrysene	2500	2310	92	2060	82	11	40-117/30
111-91-1	bis(2-Chloroethoxy)methane	2500	1710	68	1610	64	6	31-99/30
111-44-4	bis(2-Chloroethyl)ether	2500	1510	60	1440	58	5	30-106/30
108-60-1	bis(2-Chloroisopropyl)ether	2500	1560	62	1450	58	7	24-104/30

5.2.1  
5

# Blank Spike/Blank Spike Duplicate Summary

**Job Number:** C17127  
**Account:** IRISECAO Iris Environmental  
**Project:** Romic Soil Investigation(Romic EPA) - 2081 Bay Road,East Palo Alto,CA

Sample	File ID	DF	Analyzed	By	Prep Date	Prep Batch	Analytical Batch
OP4307-BS	Y9032.D	1	07/27/11	MT	07/26/11	OP4307	EY431
OP4307-BSD	Y9029.D	1	07/27/11	MT	07/26/11	OP4307	EY431

**The QC reported here applies to the following samples:** **Method:** SW846 8270C

C17127-3, C17127-6, C17127-11, C17127-17, C17127-23, C17127-26, C17127-27, C17127-28, C17127-29, C17127-32, C17127-35

CAS No.	Compound	Spike ug/kg	BSP ug/kg	BSP %	BSD ug/kg	BSD %	RPD	Limits Rec/RPD
7005-72-3	4-Chlorophenyl phenyl ether	2500	1920	77	1720	69	11	30-111/30
95-50-1	1,2-Dichlorobenzene	2500	1470	59	1400	56	5	27-111/30
541-73-1	1,3-Dichlorobenzene	2500	1390	56	1310	52	6	25-116/30
106-46-7	1,4-Dichlorobenzene	2500	1420	57	1370	55	4	27-120/30
121-14-2	2,4-Dinitrotoluene	2500	2210	88	1990	80	10	27-114/30
606-20-2	2,6-Dinitrotoluene	2500	2050	82	1880	75	9	27-114/30
91-94-1	3,3'-Dichlorobenzidine	5000	4760	95	4220	84	12	24-118/30
53-70-3	Dibenzo(a,h)anthracene	2500	2150	86	1960	78	9	37-115/30
132-64-9	Dibenzofuran	2500	1930	77	1790	72	8	28-113/30
122-39-4	Diphenylamine	2500	2140	86	1900	76	12	23-117/30
84-74-2	Di-n-butyl phthalate	2500	2300	92	2100	84	9	29-115/30
117-84-0	Di-n-octyl phthalate	2500	2420	97	2250	90	7	29-127/30
84-66-2	Diethyl phthalate	2500	2170	87	1970	79	10	29-116/30
131-11-3	Dimethyl phthalate	2500	2080	83	1840	74	12	30-110/30
117-81-7	bis(2-Ethylhexyl)phthalate	2500	2190	88	2080	83	5	27-121/30
206-44-0	Fluoranthene	2500	2220	89	2030	81	9	40-120/30
86-73-7	Fluorene	2500	1950	78	1780	71	9	40-119/30
118-74-1	Hexachlorobenzene	2500	1940	78	1780	71	9	28-113/30
87-68-3	Hexachlorobutadiene	2500	1670	67	1600	64	4	29-115/30
77-47-4	Hexachlorocyclopentadiene	2500	1460	58	1440	58	1	26-114/30
67-72-1	Hexachloroethane	2500	1440	58	1350	54	6	24-109/30
193-39-5	Indeno(1,2,3-cd)pyrene	2500	2140	86	1920	77	11	37-114/30
78-59-1	Isophorone	2500	1610	64	1530	61	5	28-117/30
90-12-0	1-Methylnaphthalene	2500	1620	65	1540	62	5	25-113/30
91-57-6	2-Methylnaphthalene	2500	1680	67	1580	63	6	27-113/30
88-74-4	2-Nitroaniline	2500	2080	83	1860	74	11	23-116/30
99-09-2	3-Nitroaniline	2500	2050	82	1760	70	15	29-115/30
100-01-6	4-Nitroaniline	2500	2420	97	2120	85	13	29-114/30
91-20-3	Naphthalene	2500	1610	64	1520	61	6	24-113/30
98-95-3	Nitrobenzene	2500	1610	64	1560	62	3	23-112/30
62-75-9	N-Nitrosodimethylamine	2500	1400	57	1400	55	4	20-108/30
621-64-7	N-Nitroso-di-n-propylamine	2500	1700	68	1630	65	4	26-127/30
85-01-8	Phenanthrene	2500	2180	87	1980	79	10	41-113/30
129-00-0	Pyrene	2500	2530	101	2360	94	7	45-134/30
110-86-1	Pyridine	2500	1040	42	966	39	7	20-78/30
120-82-1	1,2,4-Trichlorobenzene	2500	1500	60	1410	56	6	31-122/30

5.2.1  
5



# Blank Spike/Blank Spike Duplicate Summary

**Job Number:** C17127  
**Account:** IRISECAO Iris Environmental  
**Project:** Romic Soil Investigation(Romic EPA) - 2081 Bay Road,East Palo Alto,CA

Sample	File ID	DF	Analyzed	By	Prep Date	Prep Batch	Analytical Batch
OP4307-BS	Y9032.D	1	07/27/11	MT	07/26/11	OP4307	EY431
OP4307-BSD	Y9029.D	1	07/27/11	MT	07/26/11	OP4307	EY431

**The QC reported here applies to the following samples:** **Method:** SW846 8270C

C17127-3, C17127-6, C17127-11, C17127-17, C17127-23, C17127-26, C17127-27, C17127-28, C17127-29, C17127-32, C17127-35

CAS No.	Surrogate Recoveries	BSP	BSD	Limits
367-12-4	2-Fluorophenol	66%	61%	20-100%
4165-62-2	Phenol-d5	69%	67%	20-100%
118-79-6	2,4,6-Tribromophenol	87%	78%	30-100%
4165-60-0	Nitrobenzene-d5	66%	63%	20-100%
321-60-8	2-Fluorobiphenyl	69%	66%	20-106%
1718-51-0	Terphenyl-d14	103%	97%	55-130%

5.2.1  
5

# Blank Spike/Blank Spike Duplicate Summary

**Job Number:** C17127

**Account:** IRISECAO Iris Environmental

**Project:** Romic Soil Investigation(Romic EPA) - 2081 Bay Road,East Palo Alto,CA

Sample	File ID	DF	Analyzed	By	Prep Date	Prep Batch	Analytical Batch
OP4332-BS	Y9101.D	1	07/30/11	MT	07/29/11	OP4332	EY434
OP4332-BSD	Y9102.D	1	07/30/11	MT	07/29/11	OP4332	EY434

The QC reported here applies to the following samples:

Method: SW846 8270C

C17127-26A

CAS No.	Compound	Spike ug/kg	BSP ug/kg	BSP %	BSD ug/kg	BSD %	RPD	Limits Rec/RPD
65-85-0	Benzoic acid	5000	3980	80	4090	82	3	24-116/30
95-57-8	2-Chlorophenol	2500	1640	66	1660	66	1	31-130/30
59-50-7	4-Chloro-3-methyl phenol	2500	1850	74	1830	73	1	35-117/30
120-83-2	2,4-Dichlorophenol	2500	1690	68	1630	65	4	40-111/30
105-67-9	2,4-Dimethylphenol	2500	1690	68	1650	66	2	29-109/30
51-28-5	2,4-Dinitrophenol	2500	2690	108	2910	116	8	19-117/30
534-52-1	4,6-Dinitro-o-cresol	2500	2490	100	2680	107	7	28-119/30
95-48-7	2-Methylphenol	2500	1720	69	1700	68	1	33-114/30
	3&4-Methylphenol	2500	1670	67	1690	68	1	34-115/30
88-75-5	2-Nitrophenol	2500	1570	63	1560	62	1	20-116/30
100-02-7	4-Nitrophenol	2500	2400	96	2490	100	4	6-114/30
87-86-5	Pentachlorophenol	2500	2590	104	2550	102	2	10-115/30
108-95-2	Phenol	2500	1690	68	1670	67	1	28-122/30
95-95-4	2,4,5-Trichlorophenol	2500	1860	74	1800	72	3	30-111/30
88-06-2	2,4,6-Trichlorophenol	2500	1710	68	1730	69	1	30-110/30
83-32-9	Acenaphthene	2500	1650	66	1630	65	1	34-129/30
208-96-8	Acenaphthylene	2500	1760	70	1700	68	3	38-118/30
62-53-3	Aniline	2500	1400	56	1300	52	7	28-112/30
120-12-7	Anthracene	2500	2160	86	2130	85	1	41-114/30
103-33-3	Azobenzene	2500	1940	78	1960	78	1	28-114/30
92-87-5	Benzidine	5000	1520	30	1810	36	17	10-156/30
56-55-3	Benzo(a)anthracene	2500	2370	95	2380	95	0	40-116/30
50-32-8	Benzo(a)pyrene	2500	2400	96	2380	95	1	39-112/30
205-99-2	Benzo(b)fluoranthene	2500	2410	96	2340	94	3	40-117/30
191-24-2	Benzo(g,h,i)perylene	2500	2530	101	2490	100	2	36-113/30
207-08-9	Benzo(k)fluoranthene	2500	2390	96	2420	97	1	41-117/30
101-55-3	4-Bromophenyl phenyl ether	2500	1940	78	1830	73	6	30-114/30
85-68-7	Butyl benzyl phthalate	2500	2570	103	2440	98	5	27-110/30
100-51-6	Benzyl Alcohol	2500	1780	71	1770	71	1	31-112/30
91-58-7	2-Chloronaphthalene	2500	1630	65	1590	64	2	37-115/30
106-47-8	4-Chloroaniline	2500	1530	61	1440	58	6	29-95/30
86-74-8	Carbazole	2500	2310	92	2330	93	1	40-116/30
218-01-9	Chrysene	2500	2360	94	2350	94	0	40-117/30
111-91-1	bis(2-Chloroethoxy)methane	2500	1680	67	1630	65	3	31-99/30
111-44-4	bis(2-Chloroethyl)ether	2500	1510	60	1520	61	1	30-106/30
108-60-1	bis(2-Chloroisopropyl)ether	2500	1580	63	1550	62	2	24-104/30

5.2.2  
5

# Blank Spike/Blank Spike Duplicate Summary

**Job Number:** C17127

**Account:** IRISECAO Iris Environmental

**Project:** Romic Soil Investigation(Romic EPA) - 2081 Bay Road,East Palo Alto,CA

Sample	File ID	DF	Analyzed	By	Prep Date	Prep Batch	Analytical Batch
OP4332-BS	Y9101.D	1	07/30/11	MT	07/29/11	OP4332	EY434
OP4332-BSD	Y9102.D	1	07/30/11	MT	07/29/11	OP4332	EY434

The QC reported here applies to the following samples:

Method: SW846 8270C

C17127-26A

CAS No.	Compound	Spike ug/kg	BSP ug/kg	BSP %	BSD ug/kg	BSD %	RPD	Limits Rec/RPD
7005-72-3	4-Chlorophenyl phenyl ether	2500	1810	72	1790	72	1	30-111/30
95-50-1	1,2-Dichlorobenzene	2500	1450	58	1420	57	2	27-111/30
541-73-1	1,3-Dichlorobenzene	2500	1370	55	1350	54	1	25-116/30
106-46-7	1,4-Dichlorobenzene	2500	1400	56	1410	56	1	27-120/30
121-14-2	2,4-Dinitrotoluene	2500	2180	87	2260	90	4	27-114/30
606-20-2	2,6-Dinitrotoluene	2500	1960	78	1980	79	1	27-114/30
91-94-1	3,3'-Dichlorobenzidine	5000	4310	86	4310	86	0	24-118/30
53-70-3	Dibenzo(a,h)anthracene	2500	2410	96	2480	99	3	37-115/30
132-64-9	Dibenzofuran	2500	1830	73	1790	72	2	28-113/30
122-39-4	Diphenylamine	2500	2110	84	2100	84	0	23-117/30
84-74-2	Di-n-butyl phthalate	2500	2370	95	2340	94	1	29-115/30
117-84-0	Di-n-octyl phthalate	2500	2390	96	2280	91	5	29-127/30
84-66-2	Diethyl phthalate	2500	2120	85	2100	84	1	29-116/30
131-11-3	Dimethyl phthalate	2500	1960	78	1920	77	2	30-110/30
117-81-7	bis(2-Ethylhexyl)phthalate	2500	2450	98	2290	92	7	27-121/30
206-44-0	Fluoranthene	2500	2340	94	2360	94	1	40-120/30
86-73-7	Fluorene	2500	1860	74	1830	73	2	40-119/30
118-74-1	Hexachlorobenzene	2500	2030	81	1950	78	4	28-113/30
87-68-3	Hexachlorobutadiene	2500	1610	64	1540	62	4	29-115/30
77-47-4	Hexachlorocyclopentadiene	2500	1430	57	1400	56	2	26-114/30
67-72-1	Hexachloroethane	2500	1370	55	1340	54	2	24-109/30
193-39-5	Indeno(1,2,3-cd)pyrene	2500	2560	102	2510	100	2	37-114/30
78-59-1	Isophorone	2500	1560	62	1530	61	2	28-117/30
90-12-0	1-Methylnaphthalene	2500	1550	62	1530	61	1	25-113/30
91-57-6	2-Methylnaphthalene	2500	1630	65	1580	63	3	27-113/30
88-74-4	2-Nitroaniline	2500	1970	79	2000	80	2	23-116/30
99-09-2	3-Nitroaniline	2500	1960	78	2000	80	2	29-115/30
100-01-6	4-Nitroaniline	2500	2260	90	2400	96	6	29-114/30
91-20-3	Naphthalene	2500	1580	63	1550	62	2	24-113/30
98-95-3	Nitrobenzene	2500	1560	62	1580	63	1	23-112/30
62-75-9	N-Nitrosodimethylamine	2500	1400	55	1400	56	1	20-108/30
621-64-7	N-Nitroso-di-n-propylamine	2500	1650	66	1660	66	1	26-127/30
85-01-8	Phenanthrene	2500	2180	87	2120	85	3	41-113/30
129-00-0	Pyrene	2500	2350	94	2280	91	3	45-134/30
110-86-1	Pyridine	2500	1020	41	997	40	2	20-78/30
120-82-1	1,2,4-Trichlorobenzene	2500	1500	60	1470	59	2	31-122/30

5.2.2  
5

# Blank Spike/Blank Spike Duplicate Summary

**Job Number:** C17127  
**Account:** IRISECAO Iris Environmental  
**Project:** Romic Soil Investigation(Romic EPA) - 2081 Bay Road,East Palo Alto,CA

Sample	File ID	DF	Analyzed	By	Prep Date	Prep Batch	Analytical Batch
OP4332-BS	Y9101.D	1	07/30/11	MT	07/29/11	OP4332	EY434
OP4332-BSD	Y9102.D	1	07/30/11	MT	07/29/11	OP4332	EY434

The QC reported here applies to the following samples:

Method: SW846 8270C

C17127-26A

CAS No.	Surrogate Recoveries	BSP	BSD	Limits
367-12-4	2-Fluorophenol	66%	66%	20-100%
4165-62-2	Phenol-d5	70%	69%	20-100%
118-79-6	2,4,6-Tribromophenol	87%	85%	30-100%
4165-60-0	Nitrobenzene-d5	65%	65%	20-100%
321-60-8	2-Fluorobiphenyl	68%	64%	20-106%
1718-51-0	Terphenyl-d14	100%	97%	55-130%

5.2.2  
5

# Matrix Spike/Matrix Spike Duplicate Summary

**Job Number:** C17127

**Account:** IRISECAO Iris Environmental

**Project:** Romic Soil Investigation(Romic EPA) - 2081 Bay Road,East Palo Alto,CA

Sample	File ID	DF	Analyzed	By	Prep Date	Prep Batch	Analytical Batch
OP4307-MS	Y9030.D	1	07/27/11	MT	07/26/11	OP4307	EY431
OP4307-MSD	Y9031.D	1	07/27/11	MT	07/26/11	OP4307	EY431
C17127-35	Y9033.D	1	07/27/11	MT	07/26/11	OP4307	EY431

The QC reported here applies to the following samples:

Method: SW846 8270C

C17127-3, C17127-6, C17127-11, C17127-17, C17127-23, C17127-26, C17127-27, C17127-28, C17127-29, C17127-32, C17127-35

CAS No.	Compound	C17127-35 ug/kg	Spike Q	ug/kg	MS ug/kg	MS %	MSD ug/kg	MSD %	RPD	Limits Rec/RPD
65-85-0	Benzoic acid	ND		4950	1700	34	1530	31	11	24-116/36
95-57-8	2-Chlorophenol	ND		2480	839	34	729	29* a	14	31-130/31
59-50-7	4-Chloro-3-methyl phenol	ND		2480	1010	41	913	37	10	35-117/38
120-83-2	2,4-Dichlorophenol	ND		2480	848	34* a	747	30* a	13	40-111/30
105-67-9	2,4-Dimethylphenol	ND		2480	814	33	739	30	10	29-109/31
51-28-5	2,4-Dinitrophenol	ND		2480	1700	69	1700	68	0	19-117/40
534-52-1	4,6-Dinitro-o-cresol	ND		2480	1810	73	1790	72	1	28-119/37
95-48-7	2-Methylphenol	ND		2480	831	34	784	31* a	6	33-114/29
	3&4-Methylphenol	ND		2480	842	34	772	31* a	9	34-115/31
88-75-5	2-Nitrophenol	ND		2480	790	32	697	28	13	20-116/30
100-02-7	4-Nitrophenol	ND		2480	2220	90	2280	91	3	6-114/56
87-86-5	Pentachlorophenol	ND		2480	2210	89	2300	92	4	10-115/39
108-95-2	Phenol	ND		2480	880	36	790	32	11	28-122/38
95-95-4	2,4,5-Trichlorophenol	ND		2480	1070	43	993	40	7	30-111/28
88-06-2	2,4,6-Trichlorophenol	ND		2480	952	38	874	35	9	30-110/27
83-32-9	Acenaphthene	ND		2480	885	36	786	31* a	12	34-129/31
208-96-8	Acenaphthylene	ND		2480	940	38	843	34* a	11	38-118/30
62-53-3	Aniline	ND		2480	794	32	698	28	13	28-112/38
120-12-7	Anthracene	ND		2480	1740	70	1700	68	2	41-114/29
103-33-3	Azobenzene	ND		2480	1290	52	1190	48	8	28-114/27
92-87-5	Benzidine	ND		4950	1550	31	1650	33	6	10-156/50
56-55-3	Benzo(a)anthracene	ND		2480	2200	89	2250	90	2	40-116/31
50-32-8	Benzo(a)pyrene	ND		2480	2230	90	2310	92	4	39-112/32
205-99-2	Benzo(b)fluoranthene	ND		2480	2280	92	2370	95	4	40-117/31
191-24-2	Benzo(g,h,i)perylene	ND		2480	2050	83	2040	82	0	36-113/32
207-08-9	Benzo(k)fluoranthene	ND		2480	2290	93	2330	93	2	41-117/30
101-55-3	4-Bromophenyl phenyl ether	ND		2480	1380	56	1290	52	7	30-114/26
85-68-7	Butyl benzyl phthalate	ND		2480	2430	98	2530	101	4	27-110/28
100-51-6	Benzyl Alcohol	ND		2480	1080	44	949	38	13	31-112/34
91-58-7	2-Chloronaphthalene	ND		2480	874	35* a	757	30* a	14	37-115/28
106-47-8	4-Chloroaniline	ND		2480	857	35	768	31	11	29-95/34
86-74-8	Carbazole	ND		2480	2090	84	2140	86	2	40-116/30
218-01-9	Chrysene	ND		2480	2170	88	2250	90	4	40-117/31
111-91-1	bis(2-Chloroethoxy)methane	ND		2480	846	34	747	30* a	12	31-99/30
111-44-4	bis(2-Chloroethyl)ether	ND		2480	779	31	673	27* a	15	30-106/33
108-60-1	bis(2-Chloroisopropyl)ether	ND		2480	802	32	703	28	13	24-104/32

5.3.1  
5

# Matrix Spike/Matrix Spike Duplicate Summary

**Job Number:** C17127  
**Account:** IRISECAO Iris Environmental  
**Project:** Romic Soil Investigation(Romic EPA) - 2081 Bay Road,East Palo Alto,CA

Sample	File ID	DF	Analyzed	By	Prep Date	Prep Batch	Analytical Batch
OP4307-MS	Y9030.D	1	07/27/11	MT	07/26/11	OP4307	EY431
OP4307-MSD	Y9031.D	1	07/27/11	MT	07/26/11	OP4307	EY431
C17127-35	Y9033.D	1	07/27/11	MT	07/26/11	OP4307	EY431

The QC reported here applies to the following samples:

Method: SW846 8270C

C17127-3, C17127-6, C17127-11, C17127-17, C17127-23, C17127-26, C17127-27, C17127-28, C17127-29, C17127-32, C17127-35

CAS No.	Compound	C17127-35 ug/kg	Spike Q	ug/kg	MS ug/kg	MS %	MSD ug/kg	MSD %	RPD	Limits Rec/RPD
7005-72-3	4-Chlorophenyl phenyl ether	ND		2480	1110	45	987	39	12	30-111/26
95-50-1	1,2-Dichlorobenzene	ND		2480	767	31	651	26* a	16	27-111/35
541-73-1	1,3-Dichlorobenzene	ND		2480	721	29	606	24* a	17	25-116/36
106-46-7	1,4-Dichlorobenzene	ND		2480	733	30	632	25* a	15	27-120/30
121-14-2	2,4-Dinitrotoluene	ND		2480	1680	68	1640	66	2	27-114/38
606-20-2	2,6-Dinitrotoluene	ND		2480	1270	51	1160	46	9	27-114/30
91-94-1	3,3'-Dichlorobenzidine	ND		4950	4550	92	4790	96	5	24-118/31
53-70-3	Dibenzo(a,h)anthracene	ND		2480	2020	82	2030	81	0	37-115/29
132-64-9	Dibenzofuran	ND		2480	1040	42	934	37	11	28-113/27
122-39-4	Diphenylamine	ND		2480	1500	61	1450	58	3	23-117/28
84-74-2	Di-n-butyl phthalate	ND		2480	2140	86	2220	89	4	29-115/27
117-84-0	Di-n-octyl phthalate	ND		2480	2280	92	2360	94	3	29-127/28
84-66-2	Diethyl phthalate	ND		2480	1640	66	1590	64	3	29-116/27
131-11-3	Dimethyl phthalate	ND		2480	1280	52	1160	46	10	30-110/26
117-81-7	bis(2-Ethylhexyl)phthalate	ND		2480	2130	86	2200	88	3	27-121/29
206-44-0	Fluoranthene	ND		2480	2000	81	2060	82	3	40-120/32
86-73-7	Fluorene	ND		2480	1150	46	1040	42	10	40-119/30
118-74-1	Hexachlorobenzene	ND		2480	1460	59	1380	55	6	28-113/27
87-68-3	Hexachlorobutadiene	ND		2480	872	35	748	30	15	29-115/33
77-47-4	Hexachlorocyclopentadiene	ND		2480	712	29	590	24* a	19	26-114/41
67-72-1	Hexachloroethane	ND		2480	735	30	603	24	20	24-109/38
193-39-5	Indeno(1,2,3-cd)pyrene	ND		2480	1960	79	2070	83	5	37-114/33
78-59-1	Isophorone	ND		2480	806	33	719	29	11	28-117/30
90-12-0	1-Methylnaphthalene	ND		2480	809	33	716	29	12	25-113/33
91-57-6	2-Methylnaphthalene	ND		2480	856	35	743	30	14	27-113/32
88-74-4	2-Nitroaniline	ND		2480	1210	49	1110	44	9	23-116/29
99-09-2	3-Nitroaniline	ND		2480	1530	62	1480	59	3	29-115/31
100-01-6	4-Nitroaniline	ND		2480	2080	84	2110	84	1	29-114/31
91-20-3	Naphthalene	ND		2480	843	34	737	29	13	24-113/32
98-95-3	Nitrobenzene	ND		2480	845	34	753	30	12	23-112/32
62-75-9	N-Nitrosodimethylamine	ND		2480	770	31	660	26	15	20-108/34
621-64-7	N-Nitroso-di-n-propylamine	ND		2480	871	35	764	31	13	26-127/43
85-01-8	Phenanthrene	ND		2480	1700	69	1690	68	1	41-113/32
129-00-0	Pyrene	ND		2480	2390	97	2450	98	2	45-134/33
110-86-1	Pyridine	ND		2480	477	19* a	435	17* a	9	20-78/38
120-82-1	1,2,4-Trichlorobenzene	ND		2480	768	31	649	26* a	17	31-122/44

5.3.1  
5

# Matrix Spike/Matrix Spike Duplicate Summary

**Job Number:** C17127  
**Account:** IRISECAO Iris Environmental  
**Project:** Romic Soil Investigation(Romic EPA) - 2081 Bay Road,East Palo Alto,CA

Sample	File ID	DF	Analyzed	By	Prep Date	Prep Batch	Analytical Batch
OP4307-MS	Y9030.D	1	07/27/11	MT	07/26/11	OP4307	EY431
OP4307-MSD	Y9031.D	1	07/27/11	MT	07/26/11	OP4307	EY431
C17127-35	Y9033.D	1	07/27/11	MT	07/26/11	OP4307	EY431

**The QC reported here applies to the following samples:** **Method:** SW846 8270C

C17127-3, C17127-6, C17127-11, C17127-17, C17127-23, C17127-26, C17127-27, C17127-28, C17127-29, C17127-32, C17127-35

CAS No.	Surrogate Recoveries	MS	MSD	C17127-35	Limits
367-12-4	2-Fluorophenol	32%	28%	49%	20-100%
4165-62-2	Phenol-d5	34%	31%	50%	20-100%
118-79-6	2,4,6-Tribromophenol	63%	62%	63%	30-100%
4165-60-0	Nitrobenzene-d5	33%	29%	51%	20-100%
321-60-8	2-Fluorobiphenyl	33%	29%	52%	20-106%
1718-51-0	Terphenyl-d14	93%	97%	91%	55-130%

(a) Outside control limits due to matrix interference.

5.3.1  
5

# Matrix Spike/Matrix Spike Duplicate Summary

**Job Number:** C17127  
**Account:** IRISECAO Iris Environmental  
**Project:** Romic Soil Investigation(Romic EPA) - 2081 Bay Road,East Palo Alto,CA

Sample	File ID	DF	Analyzed	By	Prep Date	Prep Batch	Analytical Batch
OP4332-MS	Y9103.D	1	07/30/11	MT	07/29/11	OP4332	EY434
OP4332-MSD	Y9104.D	1	07/30/11	MT	07/29/11	OP4332	EY434
C17186-7	Y9107.D	1	07/30/11	MT	07/29/11	OP4332	EY434

The QC reported here applies to the following samples:

Method: SW846 8270C

C17127-26A

CAS No.	Compound	C17186-7 ug/kg	Spike Q	ug/kg	MS ug/kg	MS %	MSD ug/kg	MSD %	RPD	Limits Rec/RPD
65-85-0	Benzoic acid	ND		4950	630	13* a	650	13* a	3	24-116/36
95-57-8	2-Chlorophenol	ND		2480	1050	42	1090	44	4	31-130/31
59-50-7	4-Chloro-3-methyl phenol	ND		2480	1240	50	1350	54	8	35-117/38
120-83-2	2,4-Dichlorophenol	ND		2480	1060	43	1100	44	4	40-111/30
105-67-9	2,4-Dimethylphenol	ND		2480	1120	45	1170	47	4	29-109/31
51-28-5	2,4-Dinitrophenol	ND		2480	1670	67	1920	77	14	19-117/40
534-52-1	4,6-Dinitro-o-cresol	ND		2480	1830	74	2020	81	10	28-119/37
95-48-7	2-Methylphenol	ND		2480	1120	45	1130	45	1	33-114/29
	3&4-Methylphenol	ND		2480	1080	44	1110	44	3	34-115/31
88-75-5	2-Nitrophenol	ND		2480	1050	42	1060	42	1	20-116/30
100-02-7	4-Nitrophenol	ND		2480	2090	84	2210	88	6	6-114/56
87-86-5	Pentachlorophenol	ND		2480	1920	78	2020	81	5	10-115/39
108-95-2	Phenol	ND		2480	1200	48	1100	45	5	28-122/38
95-95-4	2,4,5-Trichlorophenol	ND		2480	1270	51	1420	57	11	30-111/28
88-06-2	2,4,6-Trichlorophenol	ND		2480	1140	46	1290	52	12	30-110/27
83-32-9	Acenaphthene	ND		2480	1130	46	1270	51	12	34-129/31
208-96-8	Acenaphthylene	ND		2480	1180	48	1300	52	10	38-118/30
62-53-3	Aniline	ND		2480	1030	42	1040	42	1	28-112/38
120-12-7	Anthracene	ND		2480	1880	76	1990	80	6	41-114/29
103-33-3	Azobenzene	ND		2480	1530	62	1690	68	10	28-114/27
92-87-5	Benzidine	ND		4950	1700	34	1880	38	10	10-156/50
56-55-3	Benzo(a)anthracene	ND		2480	2260	91	2270	91	0	40-116/31
50-32-8	Benzo(a)pyrene	ND		2480	2250	91	2280	91	1	39-112/32
205-99-2	Benzo(b)fluoranthene	ND		2480	2260	91	2260	90	0	40-117/31
191-24-2	Benzo(g,h,i)perylene	ND		2480	2370	96	2400	96	1	36-113/32
207-08-9	Benzo(k)fluoranthene	ND		2480	2240	90	2320	93	4	41-117/30
101-55-3	4-Bromophenyl phenyl ether	ND		2480	1570	63	1680	67	7	30-114/26
85-68-7	Butyl benzyl phthalate	ND		2480	2480	100	2460	98	1	27-110/28
100-51-6	Benzyl Alcohol	ND		2480	1180	48	1220	49	3	31-112/34
91-58-7	2-Chloronaphthalene	ND		2480	1100	44	1180	47	7	37-115/28
106-47-8	4-Chloroaniline	ND		2480	1090	44	1140	46	4	29-95/34
86-74-8	Carbazole	ND		2480	2110	85	2180	87	3	40-116/30
218-01-9	Chrysene	ND		2480	2240	90	2250	90	0	40-117/31
111-91-1	bis(2-Chloroethoxy)methane	ND		2480	1100	44	1110	44	1	31-99/30
111-44-4	bis(2-Chloroethyl)ether	ND		2480	1030	42	1030	41	0	30-106/33
108-60-1	bis(2-Chloroisopropyl)ether	ND		2480	1050	42	1060	42	1	24-104/32

5.3.2  
 5



# Matrix Spike/Matrix Spike Duplicate Summary

**Job Number:** C17127  
**Account:** IRISECAO Iris Environmental  
**Project:** Romic Soil Investigation(Romic EPA) - 2081 Bay Road,East Palo Alto,CA

Sample	File ID	DF	Analyzed	By	Prep Date	Prep Batch	Analytical Batch
OP4332-MS	Y9103.D	1	07/30/11	MT	07/29/11	OP4332	EY434
OP4332-MSD	Y9104.D	1	07/30/11	MT	07/29/11	OP4332	EY434
C17186-7	Y9107.D	1	07/30/11	MT	07/29/11	OP4332	EY434

The QC reported here applies to the following samples:

Method: SW846 8270C

C17127-26A

CAS No.	Compound	C17186-7 ug/kg	Spike Q	ug/kg	MS ug/kg	MS %	MSD ug/kg	MSD %	RPD	Limits Rec/RPD
7005-72-3	4-Chlorophenyl phenyl ether	ND		2480	1320	53	1470	59	11	30-111/26
95-50-1	1,2-Dichlorobenzene	ND		2480	955	39	967	39	1	27-111/35
541-73-1	1,3-Dichlorobenzene	ND		2480	890	36	924	37	4	25-116/36
106-46-7	1,4-Dichlorobenzene	ND		2480	930	38	941	38	1	27-120/30
121-14-2	2,4-Dinitrotoluene	ND		2480	1780	72	1900	76	7	27-114/38
606-20-2	2,6-Dinitrotoluene	ND		2480	1500	61	1610	64	7	27-114/30
91-94-1	3,3'-Dichlorobenzidine	ND		4950	3990	81	4080	82	2	24-118/31
53-70-3	Dibenzo(a,h)anthracene	ND		2480	2320	94	2350	94	1	37-115/29
132-64-9	Dibenzofuran	ND		2480	1300	53	1420	57	9	28-113/27
122-39-4	Diphenylamine	ND		2480	1700	69	1830	73	7	23-117/28
84-74-2	Di-n-butyl phthalate	ND		2480	2230	90	2240	90	0	29-115/27
117-84-0	Di-n-octyl phthalate	ND		2480	2320	94	2310	92	0	29-127/28
84-66-2	Diethyl phthalate	ND		2480	1730	70	1870	75	8	29-116/27
131-11-3	Dimethyl phthalate	ND		2480	1460	59	1600	64	9	30-110/26
117-81-7	bis(2-Ethylhexyl)phthalate	ND		2480	2380	96	2370	95	0	27-121/29
206-44-0	Fluoranthene	ND		2480	2150	87	2220	89	3	40-120/32
86-73-7	Fluorene	ND		2480	1390	56	1520	61	9	40-119/30
118-74-1	Hexachlorobenzene	ND		2480	1770	72	1790	72	1	28-113/27
87-68-3	Hexachlorobutadiene	ND		2480	1020	41	1090	44	7	29-115/33
77-47-4	Hexachlorocyclopentadiene	ND		2480	823	33	864	35	5	26-114/41
67-72-1	Hexachloroethane	ND		2480	871	35	910	36	4	24-109/38
193-39-5	Indeno(1,2,3-cd)pyrene	ND		2480	2400	97	2430	97	1	37-114/33
78-59-1	Isophorone	ND		2480	1030	42	1070	43	4	28-117/30
90-12-0	1-Methylnaphthalene	ND		2480	1040	42	1060	42	2	25-113/33
91-57-6	2-Methylnaphthalene	ND		2480	1070	43	1110	44	4	27-113/32
88-74-4	2-Nitroaniline	ND		2480	1380	56	1570	63	13	23-116/29
99-09-2	3-Nitroaniline	ND		2480	1630	66	1750	70	7	29-115/31
100-01-6	4-Nitroaniline	ND		2480	2050	83	2170	87	6	29-114/31
91-20-3	Naphthalene	ND		2480	1070	43	1100	44	3	24-113/32
98-95-3	Nitrobenzene	ND		2480	1050	42	1080	43	3	23-112/32
62-75-9	N-Nitrosodimethylamine	ND		2480	940	38	1000	40	6	20-108/34
621-64-7	N-Nitroso-di-n-propylamine	ND		2480	1090	44	1110	44	2	26-127/43
85-01-8	Phenanthrene	ND		2480	1870	76	1970	79	5	41-113/32
129-00-0	Pyrene	ND		2480	2240	90	2240	90	0	45-134/33
110-86-1	Pyridine	ND		2480	609	25	656	26	7	20-78/38
120-82-1	1,2,4-Trichlorobenzene	ND		2480	1030	42	1070	43	4	31-122/44

5.3.2  
 5

# Matrix Spike/Matrix Spike Duplicate Summary

**Job Number:** C17127  
**Account:** IRISECAO Iris Environmental  
**Project:** Romic Soil Investigation(Romic EPA) - 2081 Bay Road,East Palo Alto,CA

Sample	File ID	DF	Analyzed	By	Prep Date	Prep Batch	Analytical Batch
OP4332-MS	Y9103.D	1	07/30/11	MT	07/29/11	OP4332	EY434
OP4332-MSD	Y9104.D	1	07/30/11	MT	07/29/11	OP4332	EY434
C17186-7	Y9107.D	1	07/30/11	MT	07/29/11	OP4332	EY434

The QC reported here applies to the following samples:

Method: SW846 8270C

C17127-26A

CAS No.	Surrogate Recoveries	MS	MSD	C17186-7	Limits
367-12-4	2-Fluorophenol	42%	43%	49%	20-100%
4165-62-2	Phenol-d5	44%	44%	50%	20-100%
118-79-6	2,4,6-Tribromophenol	68%	72%	64%	30-100%
4165-60-0	Nitrobenzene-d5	42%	43%	49%	20-100%
321-60-8	2-Fluorobiphenyl	43%	45%	51%	20-106%
1718-51-0	Terphenyl-d14	89%	89%	87%	55-130%

(a) Outside control limits due to matrix interference.

5.3.2  
5

## GC Volatiles

---

## QC Data Summaries

---

Includes the following where applicable:

- Method Blank Summaries
- Blank Spike Summaries
- Matrix Spike and Duplicate Summaries

## Method Blank Summary

**Job Number:** C17127  
**Account:** IRISECAO Iris Environmental  
**Project:** Romic Soil Investigation(Romic EPA) - 2081 Bay Road,East Palo Alto,CA

Sample	File ID	DF	Analyzed	By	Prep Date	Prep Batch	Analytical Batch
GJK889-MB	JK21560.D	1	08/03/11	TT	n/a	n/a	GJK889

The QC reported here applies to the following samples:

Method: SW846 8015B

C17127-3, C17127-6, C17127-11, C17127-17, C17127-23, C17127-26, C17127-27, C17127-28, C17127-29, C17127-32, C17127-35, C17127-26A

CAS No.	Compound	Result	RL	MDL	Units	Q
	TPH-GRO (C6-C10)	ND	0.10	0.050	mg/kg	

CAS No.	Surrogate Recoveries	Limits
98-08-8	aaa-Trifluorotoluene	86% 60-157%

# Blank Spike/Blank Spike Duplicate Summary

**Job Number:** C17127  
**Account:** IRISECAO Iris Environmental  
**Project:** Romic Soil Investigation(Romic EPA) - 2081 Bay Road,East Palo Alto,CA

Sample	File ID	DF	Analyzed	By	Prep Date	Prep Batch	Analytical Batch
GJK889-BS	JK21558.D	1	08/03/11	TT	n/a	n/a	GJK889
GJK889-BSD	JK21559.D	1	08/03/11	TT	n/a	n/a	GJK889

The QC reported here applies to the following samples: Method: SW846 8015B

C17127-3, C17127-6, C17127-11, C17127-17, C17127-23, C17127-26, C17127-27, C17127-28, C17127-29, C17127-32, C17127-35, C17127-26A

CAS No.	Compound	Spike mg/kg	BSP mg/kg	BSP %	BSD mg/kg	BSD %	RPD	Limits Rec/RPD
	TPH-GRO (C6-C10)	0.5	0.526	105	0.509	102	3	65-135/30

CAS No.	Surrogate Recoveries	BSP	BSD	Limits
98-08-8	aaa-Trifluorotoluene	116%	116%	60-157%

6.2.1  
6

# Matrix Spike/Matrix Spike Duplicate Summary

**Job Number:** C17127  
**Account:** IRISECAO Iris Environmental  
**Project:** Romic Soil Investigation(Romic EPA) - 2081 Bay Road,East Palo Alto,CA

Sample	File ID	DF	Analyzed	By	Prep Date	Prep Batch	Analytical Batch
C17096-18MS	JK21574.D	1	08/03/11	TT	n/a	n/a	GJK889
C17096-18MSD	JK21575.D	1	08/03/11	TT	n/a	n/a	GJK889
C17096-18	JK21562.D	1	08/03/11	TT	n/a	n/a	GJK889

The QC reported here applies to the following samples: Method: SW846 8015B

C17127-3, C17127-6, C17127-11, C17127-17, C17127-23, C17127-26, C17127-27, C17127-28, C17127-29, C17127-32, C17127-35, C17127-26A

CAS No.	Compound	C17096-18 mg/kg	Spike Q mg/kg	MS mg/kg	MS %	MSD mg/kg	MSD %	RPD	Limits Rec/RPD
	TPH-GRO (C6-C10)	0.125	0.471	0.536	87	0.876	163*	48*	65-135/25

CAS No.	Surrogate Recoveries	MS	MSD	C17096-18	Limits
98-08-8	aaa-Trifluorotoluene	88%	87%	89%	60-157%

6.3.1

6

## GC Semi-volatiles

---

### QC Data Summaries

---

Includes the following where applicable:

- Method Blank Summaries
- Blank Spike Summaries
- Matrix Spike and Duplicate Summaries

# Method Blank Summary

**Job Number:** C17127  
**Account:** IRISECAO Iris Environmental  
**Project:** Romic Soil Investigation(Romic EPA) - 2081 Bay Road,East Palo Alto,CA

Sample	File ID	DF	Analyzed	By	Prep Date	Prep Batch	Analytical Batch
OP4294-MB	OO23019.D	1	07/31/11	RV	07/25/11	OP4294	G00733

**The QC reported here applies to the following samples:** **Method:** SW846 8081A

C17127-3, C17127-6, C17127-11, C17127-17, C17127-23, C17127-26, C17127-27, C17127-28, C17127-29, C17127-32, C17127-35

CAS No.	Compound	Result	RL	MDL	Units	Q
309-00-2	Aldrin	ND	25	10	ug/kg	
319-84-6	alpha-BHC	ND	25	11	ug/kg	
319-85-7	beta-BHC	ND	25	3.5	ug/kg	
319-86-8	delta-BHC	ND	25	3.5	ug/kg	
58-89-9	gamma-BHC (Lindane)	ND	25	7.5	ug/kg	
12789-03-6	Chlordane	ND	100	100	ug/kg	
60-57-1	Dieldrin	ND	25	3.0	ug/kg	
72-54-8	4,4' -DDD	ND	25	3.5	ug/kg	
72-55-9	4,4' -DDE	ND	25	3.0	ug/kg	
50-29-3	4,4' -DDT	ND	25	3.0	ug/kg	
72-20-8	Endrin	ND	25	3.0	ug/kg	
7421-93-4	Endrin aldehyde	ND	25	6.0	ug/kg	
959-98-8	Endosulfan-I	ND	25	3.5	ug/kg	
33213-65-9	Endosulfan-II	ND	25	3.5	ug/kg	
1031-07-8	Endosulfan sulfate	ND	25	8.0	ug/kg	
76-44-8	Heptachlor	ND	25	6.0	ug/kg	
1024-57-3	Heptachlor epoxide	ND	25	4.0	ug/kg	
72-43-5	Methoxychlor	ND	25	3.5	ug/kg	
8001-35-2	Toxaphene	ND	100	100	ug/kg	

CAS No.	Surrogate Recoveries	Limits	
877-09-8	Tetrachloro-m-xylene	60%	35-132%
877-09-8	Tetrachloro-m-xylene	71%	35-132%
2051-24-3	Decachlorobiphenyl	92%	35-132%
2051-24-3	Decachlorobiphenyl	107%	35-132%



# Method Blank Summary

**Job Number:** C17127  
**Account:** IRISECAO Iris Environmental  
**Project:** Romic Soil Investigation(Romic EPA) - 2081 Bay Road,East Palo Alto,CA

Sample	File ID	DF	Analyzed	By	Prep Date	Prep Batch	Analytical Batch
OP4329-MB <sup>a</sup>	OO23083.D	1	08/02/11	RV	07/29/11	OP4329	G00735

**The QC reported here applies to the following samples:** **Method:** SW846 8081A

C17127-26A

CAS No.	Compound	Result	RL	MDL	Units	Q
309-00-2	Aldrin	ND	25	10	ug/kg	
319-84-6	alpha-BHC	ND	25	11	ug/kg	
319-85-7	beta-BHC	ND	25	3.5	ug/kg	
319-86-8	delta-BHC	ND	25	3.5	ug/kg	
58-89-9	gamma-BHC (Lindane)	ND	25	7.5	ug/kg	
12789-03-6	Chlordane	ND	100	100	ug/kg	
60-57-1	Dieldrin	ND	25	3.0	ug/kg	
72-54-8	4,4' -DDD	ND	25	3.5	ug/kg	
72-55-9	4,4' -DDE	ND	25	3.0	ug/kg	
50-29-3	4,4' -DDT	ND	25	3.0	ug/kg	
72-20-8	Endrin	ND	25	3.0	ug/kg	
7421-93-4	Endrin aldehyde	ND	25	6.0	ug/kg	
959-98-8	Endosulfan-I	ND	25	3.5	ug/kg	
33213-65-9	Endosulfan-II	ND	25	3.5	ug/kg	
1031-07-8	Endosulfan sulfate	ND	25	8.0	ug/kg	
76-44-8	Heptachlor	ND	25	6.0	ug/kg	
1024-57-3	Heptachlor epoxide	ND	25	4.0	ug/kg	
72-43-5	Methoxychlor	ND	25	3.5	ug/kg	
8001-35-2	Toxaphene	ND	100	100	ug/kg	

CAS No.	Surrogate Recoveries	Limits	
877-09-8	Tetrachloro-m-xylene	59%	35-132%
877-09-8	Tetrachloro-m-xylene	69%	35-132%
2051-24-3	Decachlorobiphenyl	77%	35-132%
2051-24-3	Decachlorobiphenyl	88%	35-132%

(a) MS/MSD was not analyzed because the MS/MSD required forty-fold dilution which resulted in loss of spiking compounds. The batch was accepted by the BS/BSD recoveries.

7.1.2  
7

## Method Blank Summary

**Job Number:** C17127  
**Account:** IRISECAO Iris Environmental  
**Project:** Romic Soil Investigation(Romic EPA) - 2081 Bay Road,East Palo Alto,CA

Sample	File ID	DF	Analyzed	By	Prep Date	Prep Batch	Analytical Batch
OP4295-MB	PP20406.D	1	07/25/11	RV	07/25/11	OP4295	GPP691

**The QC reported here applies to the following samples:** **Method:** SW846 8082

C17127-3, C17127-6, C17127-11, C17127-17, C17127-23, C17127-26, C17127-27, C17127-28, C17127-29, C17127-32, C17127-35

CAS No.	Compound	Result	RL	MDL	Units	Q
12674-11-2	Aroclor 1016	ND	100	17	ug/kg	
11104-28-2	Aroclor 1221	ND	100	50	ug/kg	
11141-16-5	Aroclor 1232	ND	100	50	ug/kg	
53469-21-9	Aroclor 1242	ND	100	50	ug/kg	
12672-29-6	Aroclor 1248	ND	100	50	ug/kg	
11097-69-1	Aroclor 1254	ND	100	50	ug/kg	
11096-82-5	Aroclor 1260	ND	100	20	ug/kg	

CAS No.	Surrogate Recoveries	Limits	
877-09-8	Tetrachloro-m-xylene	73%	45-108%
877-09-8	Tetrachloro-m-xylene	70%	45-108%
2051-24-3	Decachlorobiphenyl	96%	54-121%
2051-24-3	Decachlorobiphenyl	99%	54-121%

7.1.3  
7

## Method Blank Summary

**Job Number:** C17127  
**Account:** IRISECAO Iris Environmental  
**Project:** Romic Soil Investigation(Romic EPA) - 2081 Bay Road,East Palo Alto,CA

Sample	File ID	DF	Analyzed	By	Prep Date	Prep Batch	Analytical Batch
OP4343-MB	PP20754.D	1	08/03/11	RV	08/02/11	OP4343	GPP700

The QC reported here applies to the following samples:

Method: SW846 8082

C17127-26A

CAS No.	Compound	Result	RL	MDL	Units	Q
12674-11-2	Aroclor 1016	ND	100	17	ug/kg	
11104-28-2	Aroclor 1221	ND	100	50	ug/kg	
11141-16-5	Aroclor 1232	ND	100	50	ug/kg	
53469-21-9	Aroclor 1242	ND	100	50	ug/kg	
12672-29-6	Aroclor 1248	ND	100	50	ug/kg	
11097-69-1	Aroclor 1254	ND	100	50	ug/kg	
11096-82-5	Aroclor 1260	ND	100	20	ug/kg	

CAS No.	Surrogate Recoveries	Results	Limits
877-09-8	Tetrachloro-m-xylene	55%	45-108%
877-09-8	Tetrachloro-m-xylene	58%	45-108%
2051-24-3	Decachlorobiphenyl	71%	54-121%
2051-24-3	Decachlorobiphenyl	74%	54-121%

## Method Blank Summary

**Job Number:** C17127  
**Account:** IRISECAO Iris Environmental  
**Project:** Romic Soil Investigation(Romic EPA) - 2081 Bay Road,East Palo Alto,CA

Sample	File ID	DF	Analyzed	By	Prep Date	Prep Batch	Analytical Batch
OP4309-MB	GG27185.D	1	07/27/11	JH	07/26/11	OP4309	GGG730

The QC reported here applies to the following samples:

Method: SW846 8015B M

C17127-3, C17127-6, C17127-11, C17127-17, C17127-23, C17127-26, C17127-27, C17127-28, C17127-29, C17127-32, C17127-35

CAS No.	Compound	Result	RL	MDL	Units	Q
	TPH (C10-C28)	ND	10	5.0	mg/kg	
	TPH (> C28-C40)	ND	20	10	mg/kg	

CAS No.	Surrogate Recoveries	Limits
630-01-3	Hexacosane	77% 45-140%

7.1.5  
7

## Method Blank Summary

**Job Number:** C17127  
**Account:** IRISECAO Iris Environmental  
**Project:** Romic Soil Investigation(Romic EPA) - 2081 Bay Road,East Palo Alto,CA

Sample	File ID	DF	Analyzed	By	Prep Date	Prep Batch	Analytical Batch
OP4331-MB	HH15733.D	1	07/31/11	JH	07/29/11	OP4331	GHH532

The QC reported here applies to the following samples:

Method: SW846 8015B M

C17127-26A

CAS No.	Compound	Result	RL	MDL	Units	Q
	TPH (C10-C28)	ND	10	5.0	mg/kg	
	TPH (> C28-C40)	ND	20	10	mg/kg	

CAS No.	Surrogate Recoveries	Limits
630-01-3	Hexacosane	75% 45-140%

# Blank Spike/Blank Spike Duplicate Summary

**Job Number:** C17127  
**Account:** IRISECAO Iris Environmental  
**Project:** Romic Soil Investigation(Romic EPA) - 2081 Bay Road,East Palo Alto,CA

Sample	File ID	DF	Analyzed	By	Prep Date	Prep Batch	Analytical Batch
OP4294-BS	OO23017.D	1	07/31/11	RV	07/25/11	OP4294	G00733
OP4294-BSD	OO23018.D	1	07/31/11	RV	07/25/11	OP4294	G00733

**The QC reported here applies to the following samples:** **Method:** SW846 8081A

C17127-3, C17127-6, C17127-11, C17127-17, C17127-23, C17127-26, C17127-27, C17127-28, C17127-29, C17127-32, C17127-35

CAS No.	Compound	Spike ug/kg	BSP ug/kg	BSP %	BSD ug/kg	BSD %	RPD	Limits Rec/RPD
309-00-2	Aldrin	100	63.1	63	64.6	65	2	40-140/30
319-84-6	alpha-BHC	100	67.7	68	64.2	64	5	40-140/30
319-85-7	beta-BHC	100	69.9	70	66.6	67	5	40-140/30
319-86-8	delta-BHC	100	77.7	78	74.7	75	4	40-140/30
58-89-9	gamma-BHC (Lindane)	100	73.0	73	69.3	69	5	40-140/30
60-57-1	Dieldrin	100	80.5	81	76.9	77	5	40-145/30
72-54-8	4,4'-DDD	100	102	102	95.5	96	7	40-140/30
72-55-9	4,4'-DDE	100	79.8	80	80.2	80	1	40-140/30
50-29-3	4,4'-DDT	100	89.0	89	81.0	81	9	40-140/30
72-20-8	Endrin	100	95.6	96	89.3	89	7	40-140/30
7421-93-4	Endrin aldehyde	100	87.1	87	81.7	82	6	40-140/30
959-98-8	Endosulfan-I	100	73.6	74	72.5	73	2	40-140/30
33213-65-9	Endosulfan-II	100	96.3	96	89.5	90	7	40-140/30
1031-07-8	Endosulfan sulfate	100	102	102	97.9	98	4	40-140/30
76-44-8	Heptachlor	100	65.2	65	66.0	66	1	40-140/30
1024-57-3	Heptachlor epoxide	100	69.4	69	69.7	70	0	40-140/30
72-43-5	Methoxychlor	100	98.8	99	95.9	96	3	40-140/30

CAS No.	Surrogate Recoveries	BSP	BSD	Limits
877-09-8	Tetrachloro-m-xylene	58%	56%	35-132%
877-09-8	Tetrachloro-m-xylene	65%	63%	35-132%
2051-24-3	Decachlorobiphenyl	83%	80%	35-132%
2051-24-3	Decachlorobiphenyl	95%	93%	35-132%

7.2.1  
7

# Blank Spike/Blank Spike Duplicate Summary

**Job Number:** C17127  
**Account:** IRISECAO Iris Environmental  
**Project:** Romic Soil Investigation(Romic EPA) - 2081 Bay Road,East Palo Alto,CA

Sample	File ID	DF	Analyzed	By	Prep Date	Prep Batch	Analytical Batch
OP4329-BS	OO23081.D	1	08/02/11	RV	07/29/11	OP4329	G00735
OP4329-BSD	OO23082.D	1	08/02/11	RV	07/29/11	OP4329	G00735

The QC reported here applies to the following samples: Method: SW846 8081A

C17127-26A

CAS No.	Compound	Spike ug/kg	BSP ug/kg	BSP %	BSD ug/kg	BSD %	RPD	Limits Rec/RPD
309-00-2	Aldrin	100	46.5	47	43.5	44	7	40-140/30
319-84-6	alpha-BHC	100	50.7	51 <sup>a</sup>	49.3	49	3	40-140/30
319-85-7	beta-BHC	100	49.0	49 <sup>a</sup>	48.7	49	1	40-140/30
319-86-8	delta-BHC	100	52.9	53 <sup>a</sup>	53.1	53	0	40-140/30
58-89-9	gamma-BHC (Lindane)	100	53.9	54 <sup>a</sup>	52.7	53	2	40-140/30
60-57-1	Dieldrin	100	51.1	51 <sup>a</sup>	52.0	52	2	40-145/30
72-54-8	4,4'-DDD	100	69.5	70	69.0	69	1	40-140/30
72-55-9	4,4'-DDE	100	56.3	56 <sup>a</sup>	51.4	51	9	40-140/30
50-29-3	4,4'-DDT	100	58.2	58	53.6	54	8	40-140/30
72-20-8	Endrin	100	64.9	65	59.7	60	8	40-140/30
7421-93-4	Endrin aldehyde	100	68.2	68	65.3	65	4	40-140/30
959-98-8	Endosulfan-I	100	52.8	53	49.9	50	6	40-140/30
33213-65-9	Endosulfan-II	100	68.0	68	71.8	72	5	40-140/30
1031-07-8	Endosulfan sulfate	100	78.9	79	79.0	79	0	40-140/30
76-44-8	Heptachlor	100	50.5	51	48.8	49	3	40-140/30
1024-57-3	Heptachlor epoxide	100	49.4	49	47.7	48	4	40-140/30
72-43-5	Methoxychlor	100	70.5	71	75.8	76	7	40-140/30

CAS No.	Surrogate Recoveries	BSP	BSD	Limits
877-09-8	Tetrachloro-m-xylene	47%	46%	35-132%
877-09-8	Tetrachloro-m-xylene	54%	53%	35-132%
2051-24-3	Decachlorobiphenyl	64%	69%	35-132%
2051-24-3	Decachlorobiphenyl	71%	79%	35-132%

(a) Outside DOD-QSM4 control limits; within laboratory control limits.

7.2.2  
7

# Blank Spike/Blank Spike Duplicate Summary

**Job Number:** C17127  
**Account:** IRISECAO Iris Environmental  
**Project:** Romic Soil Investigation(Romic EPA) - 2081 Bay Road,East Palo Alto,CA

Sample	File ID	DF	Analyzed	By	Prep Date	Prep Batch	Analytical Batch
OP4295-BS	PP20407.D	1	07/25/11	RV	07/25/11	OP4295	GPP691
OP4295-BSD	PP20408.D	1	07/25/11	RV	07/25/11	OP4295	GPP691

The QC reported here applies to the following samples: Method: SW846 8082

C17127-3, C17127-6, C17127-11, C17127-17, C17127-23, C17127-26, C17127-27, C17127-28, C17127-29, C17127-32, C17127-35

CAS No.	Compound	Spike ug/kg	BSP ug/kg	BSP %	BSD ug/kg	BSD %	RPD	Limits Rec/RPD
12674-11-2	Aroclor 1016	400	262	66	263	66	0	40-145/30
11096-82-5	Aroclor 1260	400	343	86	346	87	1	40-145/30

CAS No.	Surrogate Recoveries	BSP	BSD	Limits
877-09-8	Tetrachloro-m-xylene	65%	65%	45-108%
877-09-8	Tetrachloro-m-xylene	64%	64%	45-108%
2051-24-3	Decachlorobiphenyl	86%	86%	54-121%
2051-24-3	Decachlorobiphenyl	87%	87%	54-121%

7.2.3  
7



# Blank Spike/Blank Spike Duplicate Summary

**Job Number:** C17127  
**Account:** IRISECAO Iris Environmental  
**Project:** Romic Soil Investigation(Romic EPA) - 2081 Bay Road, East Palo Alto, CA

Sample	File ID	DF	Analyzed	By	Prep Date	Prep Batch	Analytical Batch
OP4343-BS	PP20755.D	1	08/03/11	RV	08/02/11	OP4343	GPP700
OP4343-BSD	PP20756.D	1	08/03/11	RV	08/02/11	OP4343	GPP700

The QC reported here applies to the following samples: Method: SW846 8082

C17127-26A

CAS No.	Compound	Spike ug/kg	BSP ug/kg	BSP %	BSD ug/kg	BSD %	RPD	Limits Rec/RPD
12674-11-2	Aroclor 1016	400	216	54	212	53	2	40-145/30
11096-82-5	Aroclor 1260	400	253	63	245	61	3	40-145/30

CAS No.	Surrogate Recoveries	BSP	BSD	Limits
877-09-8	Tetrachloro-m-xylene	56%	52%	45-108%
877-09-8	Tetrachloro-m-xylene	61%	55%	45-108%
2051-24-3	Decachlorobiphenyl	72%	70%	54-121%
2051-24-3	Decachlorobiphenyl	76%	75%	54-121%

7.2.4  
7

# Blank Spike/Blank Spike Duplicate Summary

**Job Number:** C17127  
**Account:** IRISECAO Iris Environmental  
**Project:** Romic Soil Investigation(Romic EPA) - 2081 Bay Road,East Palo Alto,CA

Sample	File ID	DF	Analyzed	By	Prep Date	Prep Batch	Analytical Batch
OP4309-BS	GG27186.D	1	07/27/11	JH	07/26/11	OP4309	GGG730
OP4309-BSD	GG27187.D	1	07/27/11	JH	07/26/11	OP4309	GGG730

The QC reported here applies to the following samples: Method: SW846 8015B M

C17127-3, C17127-6, C17127-11, C17127-17, C17127-23, C17127-26, C17127-27, C17127-28, C17127-29, C17127-32, C17127-35

CAS No.	Compound	Spike mg/kg	BSP mg/kg	BSP %	BSD mg/kg	BSD %	RPD	Limits Rec/RPD
	TPH (C10-C28)	100	65.1	65	65.3	65	0	45-140/30
	TPH (> C28-C40)	100	63.8	64	63.6	64	0	45-140/30

CAS No.	Surrogate Recoveries	BSP	BSD	Limits
630-01-3	Hexacosane	76%	74%	45-140%

7.2.5  
7

# Blank Spike/Blank Spike Duplicate Summary

**Job Number:** C17127  
**Account:** IRISECAO Iris Environmental  
**Project:** Romic Soil Investigation(Romic EPA) - 2081 Bay Road,East Palo Alto,CA

Sample	File ID	DF	Analyzed	By	Prep Date	Prep Batch	Analytical Batch
OP4309-BS	GG27186.D	1	07/27/11	JH	07/26/11	OP4309	GGG730
OP4309-BSD	HH15676.D	1	07/29/11	JH	07/26/11	OP4309	GHH532

The QC reported here applies to the following samples: Method: SW846 8015B M

C17127-3, C17127-6, C17127-11, C17127-17, C17127-23, C17127-26, C17127-27, C17127-28, C17127-29, C17127-32, C17127-35

CAS No.	Compound	Spike mg/kg	BSP mg/kg	BSP %	BSD mg/kg	BSD %	RPD	Limits Rec/RPD
	TPH (C10-C28)	100	65.1	65	67.6	68	2	45-140/30
	TPH (> C28-C40)	100	63.8	64	69.1	69	3	45-140/30

CAS No.	Surrogate Recoveries	BSP	BSD	Limits
630-01-3	Hexacosane	76%	71%	45-140%

7.2.6

7

# Blank Spike/Blank Spike Duplicate Summary

**Job Number:** C17127  
**Account:** IRISECAO Iris Environmental  
**Project:** Romic Soil Investigation(Romic EPA) - 2081 Bay Road, East Palo Alto, CA

Sample	File ID	DF	Analyzed	By	Prep Date	Prep Batch	Analytical Batch
OP4331-BS	HH15734.D	1	07/31/11	JH	07/29/11	OP4331	GHH532
OP4331-BSD	HH15735.D	1	07/31/11	JH	07/29/11	OP4331	GHH532

The QC reported here applies to the following samples: Method: SW846 8015B M

C17127-26A

CAS No.	Compound	Spike mg/kg	BSP mg/kg	BSP %	BSD mg/kg	BSD %	RPD	Limits Rec/RPD
	TPH (C10-C28)	100	57.7	58	54.9	55	5	45-140/30
	TPH (> C28-C40)	100	62.0	62	55.5	56	11	45-140/30

CAS No.	Surrogate Recoveries	BSP	BSD	Limits
630-01-3	Hexacosane	69%	64%	45-140%

7.2.7  
7

# Matrix Spike/Matrix Spike Duplicate Summary

**Job Number:** C17127  
**Account:** IRISECAO Iris Environmental  
**Project:** Romic Soil Investigation(Romic EPA) - 2081 Bay Road,East Palo Alto,CA

Sample	File ID	DF	Analyzed	By	Prep Date	Prep Batch	Analytical Batch
OP4294-MS	OO23031.D	1	08/01/11	RV	07/25/11	OP4294	G00733
OP4294-MSD	OO23032.D	1	08/01/11	RV	07/25/11	OP4294	G00733
C17096-26 <sup>a</sup>	OO23024.D	5	08/01/11	RV	07/25/11	OP4294	G00733

The QC reported here applies to the following samples: Method: SW846 8081A

C17127-3, C17127-6, C17127-11, C17127-17, C17127-23, C17127-26, C17127-27, C17127-28, C17127-29, C17127-32, C17127-35

CAS No.	Compound	C17096-26 ug/kg	Spike Q	ug/kg	MS ug/kg	MS %	MSD ug/kg	MSD %	RPD	Limits Rec/RPD
309-00-2	Aldrin	ND	100	68.0	68	67.3	68	1	40-140/40	
319-84-6	alpha-BHC	ND	100	66.7	67	69.0	70	3	40-140/40	
319-85-7	beta-BHC	ND	100	81.5	82	74.3	75	9	40-140/40	
319-86-8	delta-BHC	ND	100	85.0	85	87.6	88	3	40-140/40	
58-89-9	gamma-BHC (Lindane)	ND	100	75.6	76	77.4	78	2	40-140/40	
60-57-1	Dieldrin	ND	100	82.0	82	85.9	87	5	40-145/40	
72-54-8	4,4'-DDD	ND	100	109	109	92.8	94	16	40-140/40	
72-55-9	4,4'-DDE	ND	100	90.5	91	90.6	92	0	40-140/40	
50-29-3	4,4'-DDT	ND	100	134	134	123	124	9	40-140/40	
72-20-8	Endrin	ND	100	116	116	107	108	8	40-145/40	
7421-93-4	Endrin aldehyde	ND	100	79.0	79	76.5	77	3	40-140/40	
959-98-8	Endosulfan-I	ND	100	80.1	80	79.9	81	0	40-140/40	
33213-65-9	Endosulfan-II	ND	100	96.8	97	84.5	85	14	40-140/40	
1031-07-8	Endosulfan sulfate	ND	100	94.6	95	95.2	96	1	40-140/40	
76-44-8	Heptachlor	ND	100	71.2	71	70.2	71	1	40-140/40	
1024-57-3	Heptachlor epoxide	ND	100	76.6	77	78.4	79	2	40-140/40	
72-43-5	Methoxychlor	ND	100	98.4	98	98.7	100	0	40-140/40	

CAS No.	Surrogate Recoveries	MS	MSD	C17096-26	Limits
877-09-8	Tetrachloro-m-xylene	51%	53%	44%	35-132%
877-09-8	Tetrachloro-m-xylene	49%	54%	49%	35-132%
2051-24-3	Decachlorobiphenyl	77%	78%	82%	35-132%
2051-24-3	Decachlorobiphenyl	83%	73%	88%	35-132%

(a) Reporting limits raised due to high concentration of PCB (Aroclor 1260) and non-target Hydrocarbons.

7:31  
7

# Matrix Spike/Matrix Spike Duplicate Summary

**Job Number:** C17127  
**Account:** IRISECAO Iris Environmental  
**Project:** Romic Soil Investigation(Romic EPA) - 2081 Bay Road,East Palo Alto,CA

Sample	File ID	DF	Analyzed	By	Prep Date	Prep Batch	Analytical Batch
OP4295-MS	PP20475.D	1	07/27/11	RV	07/25/11	OP4295	GPP692
OP4295-MSD	PP20476.D	1	07/27/11	RV	07/25/11	OP4295	GPP692
C17126-5	PP20462.D	1	07/26/11	RV	07/25/11	OP4295	GPP692

The QC reported here applies to the following samples: Method: SW846 8082

C17127-3, C17127-6, C17127-11, C17127-17, C17127-23, C17127-26, C17127-27, C17127-28, C17127-29, C17127-32, C17127-35

CAS No.	Compound	C17126-5 ug/kg	Spike Q ug/kg	MS ug/kg	MS %	MSD ug/kg	MSD %	RPD	Limits Rec/RPD
12674-11-2	Aroclor 1016	ND	400	333	83	324	82	3	40-145/40
11096-82-5	Aroclor 1260	147	400	556	102	541	99	3	40-145/40

CAS No.	Surrogate Recoveries	MS	MSD	C17126-5	Limits
877-09-8	Tetrachloro-m-xylene	63%	61%	64%	45-108%
877-09-8	Tetrachloro-m-xylene	50%	49%	51%	45-108%
2051-24-3	Decachlorobiphenyl	76%	71%	72%	54-121%
2051-24-3	Decachlorobiphenyl	60%	58%	60%	54-121%

7.3.2  
7

# Matrix Spike/Matrix Spike Duplicate Summary

**Job Number:** C17127  
**Account:** IRISECAO Iris Environmental  
**Project:** Romic Soil Investigation(Romic EPA) - 2081 Bay Road,East Palo Alto,CA

Sample	File ID	DF	Analyzed	By	Prep Date	Prep Batch	Analytical Batch
OP4343-MS	PP20752.D	1	08/03/11	RV	08/02/11	OP4343	GPP700
OP4343-MSD	PP20753.D	1	08/03/11	RV	08/02/11	OP4343	GPP700
C17259-8	PP20751.D	1	08/03/11	RV	08/02/11	OP4343	GPP700

The QC reported here applies to the following samples: Method: SW846 8082

C17127-26A

CAS No.	Compound	C17259-8 ug/kg	Spike Q	ug/kg	MS ug/kg	MS %	MSD ug/kg	MSD %	RPD	Limits Rec/RPD
12674-11-2	Aroclor 1016	ND	400	289	72	244	62	17	40-145/40	
11096-82-5	Aroclor 1260	ND	400	374	94	262	66	35	40-145/40	

CAS No.	Surrogate Recoveries	MS	MSD	C17259-8	Limits
877-09-8	Tetrachloro-m-xylene	57%	56%	57%	45-108%
877-09-8	Tetrachloro-m-xylene	62%	60%	62%	45-108%
2051-24-3	Decachlorobiphenyl	66%	59%	64%	54-121%
2051-24-3	Decachlorobiphenyl	69%	62%	66%	54-121%

7.3.3  
7

# Matrix Spike/Matrix Spike Duplicate Summary

**Job Number:** C17127  
**Account:** IRISECAO Iris Environmental  
**Project:** Romic Soil Investigation(Romic EPA) - 2081 Bay Road,East Palo Alto,CA

Sample	File ID	DF	Analyzed	By	Prep Date	Prep Batch	Analytical Batch
OP4309-MS	GG27213.D	1	07/27/11	JH	07/26/11	OP4309	GGG730
OP4309-MSD	GG27214.D	1	07/28/11	JH	07/26/11	OP4309	GGG730
C17127-35	GG27210.D	1	07/27/11	JH	07/26/11	OP4309	GGG730

The QC reported here applies to the following samples: Method: SW846 8015B M

C17127-3, C17127-6, C17127-11, C17127-17, C17127-23, C17127-26, C17127-27, C17127-28, C17127-29, C17127-32, C17127-35

CAS No.	Compound	C17127-35 mg/kg	Spike mg/kg	MS mg/kg	MS %	MSD mg/kg	MSD %	RPD	Limits Rec/RPD
	TPH (C10-C28)	ND	99	48.1	49	49.6	50	3	45-140/30
	TPH (> C28-C40)	ND	99	46.4	47	46.5	47	0	45-140/30

CAS No.	Surrogate Recoveries	MS	MSD	C17127-35	Limits
630-01-3	Hexacosane	49%	49%	55%	45-140%

7.3.4  
7



## Metals Analysis

---

### QC Data Summaries

---

Includes the following where applicable:

- Method Blank Summaries
- Matrix Spike and Duplicate Summaries
- Blank Spike and Lab Control Sample Summaries
- Serial Dilution Summaries

BLANK RESULTS SUMMARY  
Part 2 - Method Blanks

Login Number: C17127  
Account: IRISECAO - Iris Environmental  
Project: Romic Soil Investigation(Romic EPA) - 2081 Bay Road,East Palo Alto,CA

QC Batch ID: MP3760  
Matrix Type: SOLID

Methods: SW846 7471A  
Units: mg/kg

Prep Date: 07/25/11

Metal	RL	IDL	MDL	MB raw	final
Mercury	0.042	.0017	.0043	0.0012	<0.042

Associated samples MP3760: C17127-3, C17127-6

Results < IDL are shown as zero for calculation purposes  
(\* ) Outside of QC limits  
(anr) Analyte not requested

MATRIX SPIKE AND DUPLICATE RESULTS SUMMARY

Login Number: C17127  
 Account: IRISECAO - Iris Environmental  
 Project: Romic Soil Investigation(Romic EPA) - 2081 Bay Road,East Palo Alto,CA

QC Batch ID: MP3760  
 Matrix Type: SOLID

Methods: SW846 7471A  
 Units: mg/kg

Prep Date: 07/25/11

Metal	C17086-1 Original MS	SpikeLot HGPWS1	% Rec	QC Limits
-------	-------------------------	--------------------	-------	--------------

Mercury	0.014	0.32	0.313	97.9	75-125
---------	-------	------	-------	------	--------

Associated samples MP3760: C17127-3, C17127-6

Results < IDL are shown as zero for calculation purposes  
 (\*) Outside of QC limits  
 (N) Matrix Spike Rec. outside of QC limits  
 (anr) Analyte not requested

8.1.2  
8

MATRIX SPIKE AND DUPLICATE RESULTS SUMMARY

Login Number: C17127  
 Account: IRISECAO - Iris Environmental  
 Project: Romic Soil Investigation(Romic EPA) - 2081 Bay Road,East Palo Alto,CA

QC Batch ID: MP3760 Methods: SW846 7471A  
 Matrix Type: SOLID Units: mg/kg

Prep Date: 07/25/11

Metal	C17086-1 Original MSD	SpikeLot HGPWS1	% Rec	MSD RPD	QC Limit
-------	--------------------------	--------------------	-------	------------	-------------

Mercury 0.014 0.26 0.286 86.1 20.7 (a) 20

Associated samples MP3760: C17127-3, C17127-6

Results < IDL are shown as zero for calculation purposes

(\* ) Outside of QC limits

(N) Matrix Spike Rec. outside of QC limits

(anr) Analyte not requested

(a) High RPD indicates possible matrix interference and/or sample nonhomogeneity.

8.1.2  
8

SPIKE BLANK AND LAB CONTROL SAMPLE SUMMARY

Login Number: C17127

Account: IRISECAO - Iris Environmental

Project: Romic Soil Investigation(Romic EPA) - 2081 Bay Road,East Palo Alto,CA

QC Batch ID: MP3760

Methods: SW846 7471A

Matrix Type: SOLID

Units: mg/kg

Prep Date: 07/25/11

Metal	BSP Result	Spikelot HGPWS1	% Rec	QC Limits
Mercury	0.16	0.167	96.0	80-120

Associated samples MP3760: C17127-3, C17127-6

Results < IDL are shown as zero for calculation purposes

(\*) Outside of QC limits

(anr) Analyte not requested

8.1.3

8

BLANK RESULTS SUMMARY  
Part 2 - Method Blanks

Login Number: C17127  
Account: IRISECAO - Iris Environmental  
Project: Romic Soil Investigation(Romic EPA) - 2081 Bay Road,East Palo Alto,CA

QC Batch ID: MP3763  
Matrix Type: SOLID

Methods: SW846 6010B  
Units: mg/kg

Prep Date: 07/25/11

Metal	RL	IDL	MDL	MB raw	final
Aluminum	20	2	.54		
Antimony	2.0	.98	.23	0.010	<2.0
Arsenic	2.0	.78	.8	-0.060	<2.0
Barium	20	.03	.076	0.33	<20
Beryllium	1.0	.01	.015	0.010	<1.0
Boron	10	.73	.55		
Cadmium	1.0	.06	.04	-0.010	<1.0
Calcium	500	1.5	1.3		
Chromium	1.0	.07	.024	0.090	<1.0
Cobalt	1.0	.07	.031	0.0	<1.0
Copper	2.5	.06	.18	0.93	<2.5
Iron	20	.25	1.4		
Lead	2.0	.4	.28	0.22	<2.0
Lithium		.12			
Magnesium	500	1.1	1.1		
Manganese	1.5	.01	.21		
Molybdenum	2.0	.12	.054	-0.040	<2.0
Nickel	1.0	.1	.15	0.030	<1.0
Potassium	1000	3			
Selenium	2.0	1.2	.74	-0.58	<2.0
Silicon		.76			
Silver	1.0	.05	.24	0.0	<1.0
Sodium	1000	.79	1.2		
Strontium	1.0	.02	.038		
Thallium	2.0	.85	.36	-0.26	<2.0
Tin	50	.27	.16		
Titanium	1.0	.02	.071		
Vanadium	1.0	.05	.018	0.010	<1.0
Zinc	2.0	.04	.21	2.1	<4.0

Associated samples MP3763: C17127-3, C17127-6, C17127-11, C17127-17, C17127-23, C17127-26, C17127-27, C17127-28, C17127-29, C17127-32, C17127-35

Results < IDL are shown as zero for calculation purposes  
(\* ) Outside of QC limits  
(anr) Analyte not requested

MATRIX SPIKE AND DUPLICATE RESULTS SUMMARY

Login Number: C17127  
 Account: IRISECAO - Iris Environmental  
 Project: Romic Soil Investigation(Romic EPA) - 2081 Bay Road,East Palo Alto,CA

QC Batch ID: MP3763  
 Matrix Type: SOLID

Methods: SW846 6010B  
 Units: mg/kg

Prep Date: 07/25/11

Metal	C17127-3 Original MS		SpikeLot MPIR4A	% Rec	QC Limits
Aluminum					
Antimony	0.0	14.8	46.7	31.7N(a)	75-125
Arsenic	3.1	41.4	46.7	82.0	75-125
Barium	102	140	46.7	81.3	75-125
Beryllium	0.21	43.9	46.7	93.5	75-125
Boron					
Cadmium	0.29	42.3	46.7	89.9	75-125
Calcium					
Chromium	33.0	88.0	46.7	117.7	75-125
Cobalt	7.5	47.6	46.7	85.8	75-125
Copper	22.2	67.2	46.7	96.3	75-125
Iron					
Lead	8.2	45.5	46.7	79.8	75-125
Lithium					
Magnesium					
Manganese					
Molybdenum	4.9	43.3	46.7	82.2	75-125
Nickel	31.4	70.7	46.7	84.1	75-125
Potassium					
Selenium	2.9	43.0	46.7	85.8	75-125
Silicon					
Silver	0.0	41.9	46.7	89.7	75-125
Sodium					
Strontium					
Thallium	0.0	36.1	46.7	77.3	75-125
Tin					
Titanium					
Vanadium	32.1	74.8	46.7	91.4	75-125
Zinc	45.7	82.3	46.7	78.3	75-125

Associated samples MP3763: C17127-3, C17127-6, C17127-11, C17127-17, C17127-23, C17127-26, C17127-27, C17127-28, C17127-29, C17127-32, C17127-35

Results < IDL are shown as zero for calculation purposes  
 (\*) Outside of QC limits  
 (N) Matrix Spike Rec. outside of QC limits  
 (anr) Analyte not requested  
 (a) Spike recovery indicates possible matrix interference.

8.2.2  
 8

MATRIX SPIKE AND DUPLICATE RESULTS SUMMARY

Login Number: C17127  
 Account: IRISECAO - Iris Environmental  
 Project: Romic Soil Investigation(Romic EPA) - 2081 Bay Road,East Palo Alto,CA

QC Batch ID: MP3763  
 Matrix Type: SOLID

Methods: SW846 6010B  
 Units: mg/kg

Prep Date: 07/25/11

Metal	C17127-3 Original MSD		SpikeLot MPIR4A	% Rec	MSD RPD	QC Limit
Aluminum						
Antimony	0.0	13.4	43.9	30.6N(a)	9.9	20
Arsenic	3.1	40.1	43.9	84.4	3.2	20
Barium	102	155	43.9	120.8	10.2	20
Beryllium	0.21	41.5	43.9	94.1	5.6	20
Boron						
Cadmium	0.29	40.1	43.9	90.8	5.3	20
Calcium						
Chromium	33.0	70.3	43.9	85.0	22.4 (b)	20
Cobalt	7.5	45.0	43.9	85.5	5.6	20
Copper	22.2	64.4	43.9	96.2	4.3	20
Iron						
Lead	8.2	42.3	43.9	77.7	7.3	20
Lithium						
Magnesium						
Manganese						
Molybdenum	4.9	41.0	43.9	82.3	5.5	20
Nickel	31.4	66.1	43.9	79.1	6.7	20
Potassium						
Selenium	2.9	40.0	43.9	84.6	7.2	20
Silicon						
Silver	0.0	39.7	43.9	90.5	5.4	20
Sodium						
Strontium						
Thallium	0.0	33.7	43.9	76.8	6.9	20
Tin						
Titanium						
Vanadium	32.1	70.6	43.9	87.8	5.8	20
Zinc	45.7	80.7	43.9	79.8	2.0	20

Associated samples MP3763: C17127-3, C17127-6, C17127-11, C17127-17, C17127-23, C17127-26, C17127-27, C17127-28, C17127-29, C17127-32, C17127-35

Results < IDL are shown as zero for calculation purposes  
 (\*) Outside of QC limits  
 (N) Matrix Spike Rec. outside of QC limits  
 (anr) Analyte not requested  
 (a) Spike recovery indicates possible matrix interference.

8.2.2  
 8



MATRIX SPIKE AND DUPLICATE RESULTS SUMMARY

Login Number: C17127

Account: IRISECAO - Iris Environmental

Project: Romic Soil Investigation(Romic EPA) - 2081 Bay Road,East Palo Alto,CA

QC Batch ID: MP3763

Methods: SW846 6010B

Matrix Type: SOLID

Units: mg/kg

Prep Date:

Metal

(b) High RPD indicates possible matrix interference and/or sample nonhomogeneity.

8.2.2

8

SPIKE BLANK AND LAB CONTROL SAMPLE SUMMARY

Login Number: C17127  
 Account: IRISECAO - Iris Environmental  
 Project: Romic Soil Investigation(Romic EPA) - 2081 Bay Road,East Palo Alto,CA

QC Batch ID: MP3763  
 Matrix Type: SOLID

Methods: SW846 6010B  
 Units: mg/kg

Prep Date: 07/25/11

Metal	BSP Result	Spikelot MPIR4A	% Rec	QC Limits
Aluminum				
Antimony	45.9	50	91.8	80-120
Arsenic	43.0	50	86.0	80-120
Barium	49.9	50	99.8	80-120
Beryllium	48.8	50	97.6	80-120
Boron				
Cadmium	47.4	50	94.8	80-120
Calcium				
Chromium	48.6	50	97.2	80-120
Cobalt	47.6	50	95.2	80-120
Copper	49.6	50	99.2	80-120
Iron				
Lead	44.6	50	89.2	80-120
Lithium				
Magnesium				
Manganese				
Molybdenum	46.2	50	92.4	80-120
Nickel	46.9	50	93.8	80-120
Potassium				
Selenium	43.5	50	87.0	80-120
Silicon				
Silver	47.9	50	95.8	80-120
Sodium				
Strontium				
Thallium	42.3	50	84.6	80-120
Tin				
Titanium				
Vanadium	47.7	50	95.4	80-120
Zinc	43.9	50	87.8	80-120

Associated samples MP3763: C17127-3, C17127-6, C17127-11, C17127-17, C17127-23, C17127-26, C17127-27, C17127-28, C17127-29, C17127-32, C17127-35

Results < IDL are shown as zero for calculation purposes  
 (\*) Outside of QC limits  
 (anr) Analyte not requested

SERIAL DILUTION RESULTS SUMMARY

Login Number: C17127  
 Account: IRISECAO - Iris Environmental  
 Project: Romic Soil Investigation(Romic EPA) - 2081 Bay Road,East Palo Alto,CA

QC Batch ID: MP3763  
 Matrix Type: SOLID

Methods: SW846 6010B  
 Units: ug/l

Prep Date: 07/25/11

Metal	C17127-3 Original SDL 1:5		%DIF	QC Limits
Aluminum				
Antimony	0.00	0.00	NC	0-10
Arsenic	34.5	0.00	100.0 (a)	0-10
Barium	1140	1210	5.6	0-10
Beryllium	2.30	2.50	8.7	0-10
Boron				
Cadmium	3.20	3.00	6.3	0-10
Calcium				
Chromium	369	405	9.6	0-10
Cobalt	83.8	93.5	11.6*(b)	0-10
Copper	249	255	2.6	0-10
Iron				
Lead	91.7	106	15.0 (a)	0-10
Lithium				
Magnesium				
Manganese				
Molybdenum	50.9	55.0	0.2	0-10
Nickel	352	392	11.4*(b)	0-10
Potassium				
Selenium	0.00	0.00	NC (a)	0-10
Silicon				
Silver	0.00	0.00	NC	0-10
Sodium				
Strontium				
Thallium	0.00	0.00	NC	0-10
Tin				
Titanium				
Vanadium	359	392	9.1	0-10
Zinc	511	614	20.0*(b)	0-10

Associated samples MP3763: C17127-3, C17127-6, C17127-11, C17127-17, C17127-23, C17127-26, C17127-27, C17127-28, C17127-29, C17127-32, C17127-35

Results < IDL are shown as zero for calculation purposes

(\*) Outside of QC limits

(anr) Analyte not requested

(a) Percent difference acceptable due to low initial sample concentration (< 50 times IDL).

(b) Serial dilution indicates possible matrix interference.

BLANK RESULTS SUMMARY  
Part 2 - Method Blanks

Login Number: C17127  
Account: IRISECAO - Iris Environmental  
Project: Romic Soil Investigation(Romic EPA) - 2081 Bay Road,East Palo Alto,CA

QC Batch ID: MP3771  
Matrix Type: SOLID

Methods: SW846 7471A  
Units: mg/kg

Prep Date: 07/27/11

Metal	RL	IDL	MDL	MB raw	final
Mercury	0.042	.0017	.0043	0.0013	<0.042

Associated samples MP3771: C17127-11, C17127-17, C17127-23, C17127-26, C17127-27, C17127-28, C17127-29, C17127-32, C17127-35

Results < IDL are shown as zero for calculation purposes  
(\* ) Outside of QC limits  
(anr) Analyte not requested

8.3.1

8

MATRIX SPIKE AND DUPLICATE RESULTS SUMMARY

Login Number: C17127  
 Account: IRISECAO - Iris Environmental  
 Project: Romic Soil Investigation(Romic EPA) - 2081 Bay Road,East Palo Alto,CA

QC Batch ID: MP3771  
 Matrix Type: SOLID

Methods: SW846 7471A  
 Units: mg/kg

Prep Date: 07/27/11

Metal	C17127-11 Original MS	SpikeLot HGPWS1	% Rec	QC Limits
-------	--------------------------	--------------------	-------	--------------

Mercury 0.045 0.46 0.4 103.8 75-125

Associated samples MP3771: C17127-11, C17127-17, C17127-23, C17127-26, C17127-27, C17127-28, C17127-29, C17127-32, C17127-35

Results < IDL are shown as zero for calculation purposes  
 (\*) Outside of QC limits  
 (N) Matrix Spike Rec. outside of QC limits  
 (anr) Analyte not requested

8.3.2  
8

MATRIX SPIKE AND DUPLICATE RESULTS SUMMARY

Login Number: C17127  
 Account: IRISECAO - Iris Environmental  
 Project: Romic Soil Investigation(Romic EPA) - 2081 Bay Road,East Palo Alto,CA

QC Batch ID: MP3771 Methods: SW846 7471A  
 Matrix Type: SOLID Units: mg/kg

Prep Date: 07/27/11

Metal	C17127-11 Original MSD	SpikeLot HGPWS1	% Rec	MSD RPD	QC Limit	
Mercury	0.045	0.48	0.4	108.8	4.3	20

Associated samples MP3771: C17127-11, C17127-17, C17127-23, C17127-26, C17127-27, C17127-28, C17127-29, C17127-32, C17127-35

Results < IDL are shown as zero for calculation purposes  
 (\*) Outside of QC limits  
 (N) Matrix Spike Rec. outside of QC limits  
 (anr) Analyte not requested

8.3.2  
8

SPIKE BLANK AND LAB CONTROL SAMPLE SUMMARY

Login Number: C17127  
 Account: IRISECAO - Iris Environmental  
 Project: Romic Soil Investigation(Romic EPA) - 2081 Bay Road,East Palo Alto,CA

QC Batch ID: MP3771  
 Matrix Type: SOLID

Methods: SW846 7471A  
 Units: mg/kg

Prep Date: 07/27/11

Metal	BSP Result	Spikelot HGPWS1	% Rec	QC Limits
Mercury	0.16	0.167	96.0	80-120

Associated samples MP3771: C17127-11, C17127-17, C17127-23, C17127-26, C17127-27, C17127-28, C17127-29, C17127-32, C17127-35

Results < IDL are shown as zero for calculation purposes  
 (\*) Outside of QC limits  
 (anr) Analyte not requested

8.3.3  
 8

BLANK RESULTS SUMMARY  
Part 2 - Method Blanks

Login Number: C17127  
Account: IRISECAO - Iris Environmental  
Project: Romic Soil Investigation(Romic EPA) - 2081 Bay Road,East Palo Alto,CA

QC Batch ID: MP3776  
Matrix Type: SOLID

Methods: SW846 6010B  
Units: mg/kg

Prep Date: 07/28/11

Metal	RL	IDL	MDL	MB raw	final
Aluminum	20	1.3	2		
Antimony	2.0	.07	.087	0.12	<2.0
Arsenic	2.0	.07	.07	0.070	<2.0
Barium	20	.04	.035	0.31	<20
Beryllium	1.0	.02	.012	0.060	<1.0
Boron	10	.09	.2		
Cadmium	1.0	.02	.015	0.0	<1.0
Calcium	500	.71	7.6		
Chromium	1.0	.03	.054	0.050	<1.0
Cobalt	1.0	.02	.022	0.0	<1.0
Copper	2.5	.12	.19	0.24	<2.5
Iron	20	.64	1.6		
Lead	2.0	.07	.054	0.020	<2.0
Magnesium	500	2.7	1.5		
Manganese	1.5	.01	.054		
Molybdenum	2.0	.02	.024	0.020	<2.0
Nickel	1.0	.02	.024	0.060	<1.0
Potassium	1000	1.8	1.3		
Selenium	2.0	.18	.23	0.020	<2.0
Silicon		.12			
Silver	1.0	.03	.044	0.060	<1.0
Sodium	1000	1.5	4.8		
Strontium	1.0	.02	.017		
Thallium	2.0	.05	.073	-0.12	<2.0
Tin	50	.02	.41		
Titanium	1.0	.04	.079		
Vanadium	1.0	.03	.025	-0.010	<1.0
Zinc	2.0	.03	.098	0.63	<2.0

Associated samples MP3776: C17127-26A

Results < IDL are shown as zero for calculation purposes  
(\* ) Outside of QC limits  
(anr) Analyte not requested

8.4.1  
8



MATRIX SPIKE AND DUPLICATE RESULTS SUMMARY

Login Number: C17127  
 Account: IRISECAO - Iris Environmental  
 Project: Romic Soil Investigation(Romic EPA) - 2081 Bay Road,East Palo Alto,CA

QC Batch ID: MP3776  
 Matrix Type: SOLID

Methods: SW846 6010B  
 Units: mg/kg

Prep Date: 07/28/11

Metal	C17161-5 Original MS		SpikeLot MPIR4A	% Rec	QC Limits
Aluminum					
Antimony	0.0	14.9	45	33.1N(a)	75-125
Arsenic	3.9	42.4	45	85.5	75-125
Barium	138	163	45	55.5N(a)	75-125
Beryllium	1.4	39.1	45	83.7	75-125
Boron					
Cadmium	0.17	39.5	45	87.3	75-125
Calcium					
Chromium	36.9	79.9	45	95.5	75-125
Cobalt	7.8	46.9	45	86.8	75-125
Copper	12.3	50.3	45	84.4	75-125
Iron					
Lead	5.4	45.9	45	89.9	75-125
Magnesium					
Manganese					
Molybdenum	1.0	38.6	45	83.5	75-125
Nickel	37.9	101	45	140.1N(a)	75-125
Potassium					
Selenium	0.0	37.5	45	83.3	75-125
Silicon					
Silver	0.0	37.4	45	83.0	75-125
Sodium					
Strontium					
Thallium	0.0	38.6	45	85.7	75-125
Tin					
Titanium					
Vanadium	34.0	71.9	45	84.1	75-125
Zinc	41.2	80.5	45	87.2	75-125

Associated samples MP3776: C17127-26A

Results < IDL are shown as zero for calculation purposes  
 (\*) Outside of QC limits  
 (N) Matrix Spike Rec. outside of QC limits  
 (anr) Analyte not requested  
 (a) Spike recovery indicates possible matrix interference.

MATRIX SPIKE AND DUPLICATE RESULTS SUMMARY

Login Number: C17127  
 Account: IRISECAO - Iris Environmental  
 Project: Romic Soil Investigation(Romic EPA) - 2081 Bay Road,East Palo Alto,CA

QC Batch ID: MP3776  
 Matrix Type: SOLID

Methods: SW846 6010B  
 Units: mg/kg

Prep Date: 07/28/11

Metal	C17161-5 Original	MSD	SpikeLot MPIR4A	% Rec	MSD RPD	QC Limit
Aluminum						
Antimony	0.0	14.1	44.6	31.6N(a)	5.5	20
Arsenic	3.9	41.6	44.6	84.4	1.9	20
Barium	138	178	44.6	89.6	8.8	20
Beryllium	1.4	38.4	44.6	82.9	1.8	20
Boron						
Cadmium	0.17	38.5	44.6	85.9	2.6	20
Calcium						
Chromium	36.9	77.8	44.6	91.6	2.7	20
Cobalt	7.8	45.4	44.6	84.2	3.3	20
Copper	12.3	50.6	44.6	85.8	0.6	20
Iron						
Lead	5.4	46.0	44.6	90.9	0.2	20
Magnesium						
Manganese						
Molybdenum	1.0	37.8	44.6	82.4	2.1	20
Nickel	37.9	79.5	44.6	93.2	23.8 (b)	20
Potassium						
Selenium	0.0	36.6	44.6	82.0	2.4	20
Silicon						
Silver	0.0	36.6	44.6	82.0	2.2	20
Sodium						
Strontium						
Thallium	0.0	38.0	44.6	85.1	1.6	20
Tin						
Titanium						
Vanadium	34.0	72.0	44.6	85.1	0.1	20
Zinc	41.2	77.7	44.6	81.8	3.5	20

Associated samples MP3776: C17127-26A

Results < IDL are shown as zero for calculation purposes

(\*) Outside of QC limits

(N) Matrix Spike Rec. outside of QC limits

(anr) Analyte not requested

(a) Spike recovery indicates possible matrix interference.

(b) High RPD indicates possible matrix interference and/or sample nonhomogeneity.

SPIKE BLANK AND LAB CONTROL SAMPLE SUMMARY

Login Number: C17127  
 Account: IRISECAO - Iris Environmental  
 Project: Romic Soil Investigation(Romic EPA) - 2081 Bay Road,East Palo Alto,CA

QC Batch ID: MP3776  
 Matrix Type: SOLID

Methods: SW846 6010B  
 Units: mg/kg

Prep Date: 07/28/11

Metal	BSP Result	Spikelot MPIR4A	% Rec	QC Limits
Aluminum				
Antimony	46.8	50	93.6	80-120
Arsenic	46.5	50	93.0	80-120
Barium	49.5	50	99.0	80-120
Beryllium	43.4	50	86.8	80-120
Boron				
Cadmium	46.1	50	92.2	80-120
Calcium				
Chromium	49.5	50	99.0	80-120
Cobalt	48.3	50	96.6	80-120
Copper	45.3	50	90.6	80-120
Iron				
Lead	46.5	50	93.0	80-120
Magnesium				
Manganese				
Molybdenum	48.0	50	96.0	80-120
Nickel	46.3	50	92.6	80-120
Potassium				
Selenium	45.5	50	91.0	80-120
Silicon				
Silver	45.8	50	91.6	80-120
Sodium				
Strontium				
Thallium	47.1	50	94.2	80-120
Tin				
Titanium				
Vanadium	46.7	50	93.4	80-120
Zinc	49.8	50	99.6	80-120

Associated samples MP3776: C17127-26A

Results < IDL are shown as zero for calculation purposes  
 (\*) Outside of QC limits  
 (anr) Analyte not requested

8.4.3  
8

SERIAL DILUTION RESULTS SUMMARY

Login Number: C17127  
 Account: IRISECAO - Iris Environmental  
 Project: Romic Soil Investigation(Romic EPA) - 2081 Bay Road,East Palo Alto,CA

QC Batch ID: MP3776  
 Matrix Type: SOLID

Methods: SW846 6010B  
 Units: ug/l

Prep Date: 07/28/11

Metal	C17161-5 Original	SDL 1:5	%DIF	QC Limits
Aluminum				
Antimony	0.00	0.00	NC	0-10
Arsenic	42.1	46.7	10.9*(a)	0-10
Barium	1500	1790	18.8*(a)	0-10
Beryllium	15.5	17.7	14.2*(a)	0-10
Boron				
Cadmium	1.90	1.10	42.1 (b)	0-10
Calcium				
Chromium	403	469	16.5*(a)	0-10
Cobalt	85.1	94.8	11.4*(a)	0-10
Copper	134	148	10.4*(a)	0-10
Iron				
Lead	58.8	55.5	5.6	0-10
Magnesium				
Manganese				
Molybdenum	11.2	11.4	1.8	0-10
Nickel	413	423	2.3	0-10
Potassium				
Selenium	0.00	0.00	NC	0-10
Silicon				
Silver	0.00	0.00	NC	0-10
Sodium				
Strontium				
Thallium	0.00	0.00	NC	0-10
Tin				
Titanium				
Vanadium	370	429	16.0*(a)	0-10
Zinc	449	575	28.0*(a)	0-10

Associated samples MP3776: C17127-26A

Results < IDL are shown as zero for calculation purposes

(\*) Outside of QC limits

(anr) Analyte not requested

(a) Serial dilution indicates possible matrix interference.

(b) Percent difference acceptable due to low initial sample concentration (< 50 times IDL).

8.4.4  
8

BLANK RESULTS SUMMARY  
Part 2 - Method Blanks

Login Number: C17127  
Account: IRISECAO - Iris Environmental  
Project: Romic Soil Investigation(Romic EPA) - 2081 Bay Road,East Palo Alto,CA

QC Batch ID: MP3784  
Matrix Type: SOLID

Methods: SW846 7471A  
Units: mg/kg

Prep Date: 07/29/11

Metal	RL	IDL	MDL	MB	
				raw	final
Mercury	0.042	.0017	.0043	0.0013	<0.042

Associated samples MP3784: C17127-26A

Results < IDL are shown as zero for calculation purposes  
(\* ) Outside of QC limits  
(anr) Analyte not requested

MATRIX SPIKE AND DUPLICATE RESULTS SUMMARY

Login Number: C17127  
 Account: IRISECAO - Iris Environmental  
 Project: Romic Soil Investigation(Romic EPA) - 2081 Bay Road,East Palo Alto,CA

QC Batch ID: MP3784  
 Matrix Type: SOLID

Methods: SW846 7471A  
 Units: mg/kg

Prep Date: 07/29/11

Metal	C17186-7 Original MS	Spike HGPWS1	lot % Rec	QC Limits
Mercury	0.0073	0.49	0.4	120.7 75-125

Associated samples MP3784: C17127-26A

Results < IDL are shown as zero for calculation purposes  
 (\*) Outside of QC limits  
 (N) Matrix Spike Rec. outside of QC limits  
 (anr) Analyte not requested

8.5.2  
8

MATRIX SPIKE AND DUPLICATE RESULTS SUMMARY

Login Number: C17127  
 Account: IRISECAO - Iris Environmental  
 Project: Romic Soil Investigation(Romic EPA) - 2081 Bay Road,East Palo Alto,CA

QC Batch ID: MP3784 Methods: SW846 7471A  
 Matrix Type: SOLID Units: mg/kg

Prep Date: 07/29/11

Metal	C17186-7 Original MSD	Spike lot HGPWSI	% Rec	MSD RPD	QC Limit
Mercury	0.0073	0.44	0.4	108.2	10.8

Associated samples MP3784: C17127-26A

Results < IDL are shown as zero for calculation purposes  
 (\*) Outside of QC limits  
 (N) Matrix Spike Rec. outside of QC limits  
 (anr) Analyte not requested

8.5.2  
8

SPIKE BLANK AND LAB CONTROL SAMPLE SUMMARY

Login Number: C17127

Account: IRISECAO - Iris Environmental

Project: Romic Soil Investigation(Romic EPA) - 2081 Bay Road,East Palo Alto,CA

QC Batch ID: MP3784

Methods: SW846 7471A

Matrix Type: SOLID

Units: mg/kg

Prep Date: 07/29/11

Metal	BSP Result	Spikelot HGPWS1	% Rec	QC Limits
Mercury	0.20	0.167	120.0	80-120

Associated samples MP3784: C17127-26A

Results < IDL are shown as zero for calculation purposes

(\*) Outside of QC limits

(anr) Analyte not requested

8.5.3  
8



Technical Report for

Iris Environmental

Romic Soil Investigation(Romic EPA) - 2081 Bay Road,East Palo Alto,CA  
07-0555C

Accutest Job Number: C17161

Sampling Date: 07/25/11


Report to:

Iris Environmental  
1438 Webster Street Suite 302  
Oakland, CA 94612  
anna@irisenv.com; calger@irisenv.com  
  
ATTN: Chris Alger

Total number of pages in report: **250**



Test results contained within this data package meet the requirements of the National Environmental Laboratory Accreditation Conference and/or state specific certification programs as applicable.



Kesavalu M. Bagawandoss,  
Ph.D., J.D., Lab Director

Client Service contact: Simon Hague 408-588-0200

Certifications: CA (08258CA) AZ (AZ0762) DoD/ISO/IEC 17025:2005 (L2242)

This report shall not be reproduced, except in its entirety, without the written approval of Accutest Laboratories.  
Test results relate only to samples analyzed.

# Table of Contents

-1-

<b>Section 1: Sample Summary .....</b>	<b>4</b>
<b>Section 2: Sample Results .....</b>	<b>7</b>
<b>2.1:</b> C17161-1: EE26-3.8 .....	8
<b>2.2:</b> C17161-2: EE26A-3.8 .....	19
<b>2.3:</b> C17161-3: EE26-6.8 .....	22
<b>2.4:</b> C17161-4: KK23-0.2 .....	25
<b>2.5:</b> C17161-4A: KK23-0.2 .....	28
<b>2.6:</b> C17161-5: KK23-2.7 .....	31
<b>2.7:</b> C17161-6: KK23A-2.7 .....	37
<b>2.8:</b> C17161-7: EE26-GW .....	40
<b>2.9:</b> C17161-8: KK23-GW .....	51
<b>2.10:</b> C17161-9: NN26-0.0 .....	55
<b>2.11:</b> C17161-10: NN26-2.5 .....	58
<b>2.12:</b> C17161-11: NN26A-2.5 .....	64
<b>2.13:</b> C17161-12: NN26-GW .....	67
<b>2.14:</b> C17161-13: KK26-0.1 .....	71
<b>2.15:</b> C17161-14: KK26A-2.6 .....	82
<b>2.16:</b> C17161-15: KK26-2.6 .....	85
<b>2.17:</b> C17161-16: KK26-5.6 .....	91
<b>2.18:</b> C17161-17: KK26-GW .....	97
<b>2.19:</b> C17161-18: R25-0.5 .....	108
<b>2.20:</b> C17161-19: R25A-0.5 .....	119
<b>2.21:</b> C17161-19A: R25A-0.5 .....	122
<b>2.22:</b> C17161-20: R25-3.0 .....	125
<b>2.23:</b> C17161-21: TRIP BLANKS .....	128
<b>2.24:</b> C17161-22: R25-GW .....	131
<b>2.25:</b> C17161-23: R25A-GW .....	142
<b>2.26:</b> C17161-24: R25-EB .....	153
<b>Section 3: Misc. Forms .....</b>	<b>156</b>
<b>3.1:</b> Chain of Custody .....	157
<b>Section 4: GC/MS Volatiles - QC Data Summaries .....</b>	<b>161</b>
<b>4.1:</b> Method Blank Summary .....	162
<b>4.2:</b> Blank Spike/Blank Spike Duplicate Summary .....	171
<b>4.3:</b> Matrix Spike/Matrix Spike Duplicate Summary .....	180
<b>Section 5: GC/MS Semi-volatiles - QC Data Summaries .....</b>	<b>186</b>
<b>5.1:</b> Method Blank Summary .....	187
<b>5.2:</b> Blank Spike/Blank Spike Duplicate Summary .....	193
<b>5.3:</b> Matrix Spike/Matrix Spike Duplicate Summary .....	199
<b>Section 6: GC Volatiles - QC Data Summaries .....</b>	<b>205</b>
<b>6.1:</b> Method Blank Summary .....	206
<b>6.2:</b> Blank Spike/Blank Spike Duplicate Summary .....	208
<b>6.3:</b> Matrix Spike/Matrix Spike Duplicate Summary .....	210

# Table of Contents

-2-

<b>Section 7: GC Semi-volatiles - QC Data Summaries .....</b>	<b>212</b>
<b>7.1: Method Blank Summary .....</b>	213
<b>7.2: Blank Spike/Blank Spike Duplicate Summary .....</b>	220
<b>7.3: Matrix Spike/Matrix Spike Duplicate Summary .....</b>	229
<b>Section 8: Metals Analysis - QC Data Summaries .....</b>	<b>232</b>
<b>8.1: Prep QC MP3771: Hg .....</b>	233
<b>8.2: Prep QC MP3772: Sb,As,Ba,Be,Cd,Cr,Co,Cu,Pb,Mo,Ni,Se,Ag,Tl,V,Zn .....</b>	237
<b>8.3: Prep QC MP3773: Hg .....</b>	242
<b>8.4: Prep QC MP3776: Sb,As,Ba,Be,Cd,Cr,Co,Cu,Pb,Mo,Ni,Se,Ag,Tl,V,Zn .....</b>	246

1

2

3

4

5

6

7

8



## Sample Summary

Iris Environmental

Job No: C17161

Romic Soil Investigation(Romic EPA) - 2081 Bay Road, East Palo Alto, CA  
Project No: 07-0555C

Sample Number	Collected		Received	Matrix		Client Sample ID
	Date	Time By		Code	Type	
C17161-1	07/25/11	09:15 CJM	07/26/11	SO	Soil	EE26-3.8
C17161-2	07/25/11	09:20 CJM	07/26/11	SO	Soil	EE26A-3.8
C17161-3	07/25/11	09:30 CJM	07/26/11	SO	Soil	EE26-6.8
C17161-4	07/25/11	09:55 CJM	07/26/11	SO	Soil	KK23-0.2
C17161-4A	07/25/11	09:55 CJM	07/26/11	SO	Soil	KK23-0.2
C17161-5	07/25/11	09:50 CJM	07/26/11	SO	Soil	KK23-2.7
C17161-5D	07/25/11	09:50 CJM	07/26/11	SO	Soil Dup/MSD	KK23-2.7
C17161-5S	07/25/11	09:50 CJM	07/26/11	SO	Soil Matrix Spike	KK23-2.7
C17161-6	07/25/11	09:50 CJM	07/26/11	SO	Soil	KK23A-2.7
C17161-7	07/25/11	10:30 CJM	07/26/11	AQ	Ground Water	EE26-GW
C17161-8	07/25/11	11:15 CJM	07/26/11	AQ	Ground Water	KK23-GW
C17161-9	07/25/11	11:55 CJM	07/26/11	SO	Soil	NN26-0.0
C17161-10	07/25/11	12:00 CJM	07/26/11	SO	Soil	NN26-2.5

---

Soil samples reported on a dry weight basis unless otherwise indicated on result page.



## Sample Summary

(continued)

Iris Environmental

**Job No:** C17161

Romic Soil Investigation(Romic EPA) - 2081 Bay Road,East Palo Alto,CA  
 Project No: 07-0555C

Sample Number	Collected		Received	Matrix		Client Sample ID
	Date	Time By		Code	Type	
C17161-11	07/25/11	12:05 CJM	07/26/11	SO	Soil	NN26A-2.5
C17161-12	07/25/11	13:10 CJM	07/26/11	AQ	Ground Water	NN26-GW
C17161-13	07/25/11	14:20 CJM	07/26/11	SO	Soil	KK26-0.1
C17161-14	07/25/11	14:30 CJM	07/26/11	SO	Soil	KK26A-2.6
C17161-15	07/25/11	14:25 CJM	07/26/11	SO	Soil	KK26-2.6
C17161-16	07/25/11	14:30 CJM	07/26/11	SO	Soil	KK26-5.6
C17161-17	07/25/11	15:00 CJM	07/26/11	AQ	Ground Water	KK26-GW
C17161-18	07/25/11	16:15 CJM	07/26/11	SO	Soil	R25-0.5
C17161-19	07/25/11	16:15 CJM	07/26/11	SO	Soil	R25A-0.5
C17161-19A	07/25/11	16:15 CJM	07/26/11	SO	Soil	R25A-0.5
C17161-20	07/25/11	16:20 CJM	07/26/11	SO	Soil	R25-3.0
C17161-21	07/25/11	00:00 CJM	07/26/11	AQ	Trip Blank Water	TRIP BLANKS
C17161-22	07/25/11	00:00 CJM	07/26/11	AQ	Ground Water	R25-GW

---

Soil samples reported on a dry weight basis unless otherwise indicated on result page.



## Sample Summary

(continued)

Iris Environmental

**Job No:** C17161

Romic Soil Investigation(Romic EPA) - 2081 Bay Road, East Palo Alto, CA  
Project No: 07-0555C

Sample Number	Collected Date	Time By	Received	Matrix Code	Type	Client Sample ID
C17161-23	07/25/11	00:00	CJM	07/26/11	AQ Ground Water	R25A-GW
C17161-24	07/25/11	00:00	CJM	07/26/11	AQ Equipment Blank	R25-EB

---

Soil samples reported on a dry weight basis unless otherwise indicated on result page.

Sample Results

---

Report of Analysis

---

## Report of Analysis

<b>Client Sample ID:</b>	EE26-3.8	<b>Date Sampled:</b>	07/25/11
<b>Lab Sample ID:</b>	C17161-1	<b>Date Received:</b>	07/26/11
<b>Matrix:</b>	SO - Soil	<b>Percent Solids:</b>	n/a <sup>a</sup>
<b>Method:</b>	SW846 8260B	<b>Project:</b> Romic Soil Investigation(Romic EPA) - 2081 Bay Road, East Palo Alto, CA	

Run #	File ID	DF	Analyzed	By	Prep Date	Prep Batch	Analytical Batch
Run #1	M26280.D	1	08/05/11	TN	n/a	n/a	VM836
Run #2							

Run #	Initial Weight
Run #1	6.44 g
Run #2	

## VOA 8260 List

CAS No.	Compound	Result	RL	MDL	Units	Q
67-64-1	Acetone	ND	78	16	ug/kg	
71-43-2	Benzene	ND	3.9	1.2	ug/kg	
108-86-1	Bromobenzene	ND	3.9	1.2	ug/kg	
74-97-5	Bromochloromethane	ND	3.9	1.2	ug/kg	
75-27-4	Bromodichloromethane	ND	3.9	0.78	ug/kg	
75-25-2	Bromoform <sup>b</sup>	ND	3.9	0.78	ug/kg	
104-51-8	n-Butylbenzene	ND	3.9	1.2	ug/kg	
135-98-8	sec-Butylbenzene	ND	3.9	1.2	ug/kg	
98-06-6	tert-Butylbenzene	ND	3.9	1.2	ug/kg	
108-90-7	Chlorobenzene	ND	3.9	1.2	ug/kg	
75-00-3	Chloroethane	ND	3.9	1.2	ug/kg	
67-66-3	Chloroform	ND	3.9	1.2	ug/kg	
95-49-8	o-Chlorotoluene	ND	3.9	1.2	ug/kg	
106-43-4	p-Chlorotoluene	ND	3.9	1.2	ug/kg	
56-23-5	Carbon tetrachloride	ND	3.9	0.78	ug/kg	
75-34-3	1,1-Dichloroethane	ND	3.9	0.78	ug/kg	
75-35-4	1,1-Dichloroethylene	ND	3.9	1.2	ug/kg	
563-58-6	1,1-Dichloropropene	ND	3.9	1.2	ug/kg	
96-12-8	1,2-Dibromo-3-chloropropane	ND	3.9	0.78	ug/kg	
106-93-4	1,2-Dibromoethane	ND	3.9	0.78	ug/kg	
107-06-2	1,2-Dichloroethane	ND	3.9	1.2	ug/kg	
78-87-5	1,2-Dichloropropane	ND	3.9	1.2	ug/kg	
142-28-9	1,3-Dichloropropane	ND	3.9	1.2	ug/kg	
108-20-3	Di-Isopropyl ether	ND	3.9	1.2	ug/kg	
594-20-7	2,2-Dichloropropane	ND	3.9	1.2	ug/kg	
124-48-1	Dibromochloromethane	ND	3.9	0.78	ug/kg	
75-71-8	Dichlorodifluoromethane	ND	3.9	0.78	ug/kg	
156-59-2	cis-1,2-Dichloroethylene	ND	3.9	1.2	ug/kg	
10061-01-5	cis-1,3-Dichloropropene	ND	3.9	1.2	ug/kg	
541-73-1	m-Dichlorobenzene	ND	3.9	1.2	ug/kg	
95-50-1	o-Dichlorobenzene	ND	3.9	1.2	ug/kg	
106-46-7	p-Dichlorobenzene	ND	3.9	1.2	ug/kg	

ND = Not detected MDL - Method Detection Limit

RL = Reporting Limit

E = Indicates value exceeds calibration range

J = Indicates an estimated value

B = Indicates analyte found in associated method blank

N = Indicates presumptive evidence of a compound



## Report of Analysis

<b>Client Sample ID:</b>	EE26-3.8	<b>Date Sampled:</b>	07/25/11
<b>Lab Sample ID:</b>	C17161-1	<b>Date Received:</b>	07/26/11
<b>Matrix:</b>	SO - Soil	<b>Percent Solids:</b>	n/a <sup>a</sup>
<b>Method:</b>	SW846 8260B	<b>Project:</b> Romic Soil Investigation(Romic EPA) - 2081 Bay Road,East Palo Alto,CA	

## VOA 8260 List

CAS No.	Compound	Result	RL	MDL	Units	Q
156-60-5	trans-1,2-Dichloroethylene	ND	3.9	1.2	ug/kg	
10061-02-6	trans-1,3-Dichloropropene	ND	3.9	1.2	ug/kg	
100-41-4	Ethylbenzene	ND	3.9	1.2	ug/kg	
637-92-3	Ethyl tert-Butyl Ether	ND	3.9	1.2	ug/kg	
591-78-6	2-Hexanone	ND	31	3.9	ug/kg	
87-68-3	Hexachlorobutadiene	ND	3.9	0.78	ug/kg	
98-82-8	Isopropylbenzene	ND	3.9	1.2	ug/kg	
99-87-6	p-Isopropyltoluene	ND	3.9	1.2	ug/kg	
108-10-1	4-Methyl-2-pentanone	ND	31	12	ug/kg	
74-83-9	Methyl bromide	ND	3.9	1.9	ug/kg	
74-87-3	Methyl chloride	ND	3.9	1.2	ug/kg	
74-95-3	Methylene bromide	ND	3.9	1.9	ug/kg	
75-09-2	Methylene chloride	ND	19	12	ug/kg	
78-93-3	Methyl ethyl ketone	ND	31	9.3	ug/kg	
1634-04-4	Methyl Tert Butyl Ether	ND	3.9	0.78	ug/kg	
91-20-3	Naphthalene	ND	3.9	1.2	ug/kg	
103-65-1	n-Propylbenzene	ND	3.9	1.2	ug/kg	
100-42-5	Styrene	ND	3.9	0.78	ug/kg	
994-05-8	Tert-Amyl Methyl Ether	ND	3.9	0.93	ug/kg	
75-65-0	Tert Butyl Alcohol	ND	31	7.8	ug/kg	
630-20-6	1,1,1,2-Tetrachloroethane	ND	3.9	0.78	ug/kg	
71-55-6	1,1,1-Trichloroethane	ND	3.9	1.2	ug/kg	
79-34-5	1,1,2,2-Tetrachloroethane	ND	3.9	0.78	ug/kg	
79-00-5	1,1,2-Trichloroethane	ND	3.9	0.78	ug/kg	
87-61-6	1,2,3-Trichlorobenzene	ND	3.9	1.2	ug/kg	
96-18-4	1,2,3-Trichloropropane	ND	3.9	1.2	ug/kg	
120-82-1	1,2,4-Trichlorobenzene	ND	3.9	1.2	ug/kg	
95-63-6	1,2,4-Trimethylbenzene	ND	3.9	1.2	ug/kg	
108-67-8	1,3,5-Trimethylbenzene	ND	3.9	1.2	ug/kg	
127-18-4	Tetrachloroethylene	ND	3.9	2.7	ug/kg	
108-88-3	Toluene	ND	3.9	1.2	ug/kg	
79-01-6	Trichloroethylene	ND	3.9	0.78	ug/kg	
75-69-4	Trichlorofluoromethane	ND	3.9	0.93	ug/kg	
75-01-4	Vinyl chloride	ND	3.9	1.9	ug/kg	
1330-20-7	Xylene (total)	ND	7.8	3.1	ug/kg	

CAS No.	Surrogate Recoveries	Run# 1	Run# 2	Limits
1868-53-7	Dibromofluoromethane	88%		60-130%
2037-26-5	Toluene-D8	106%		60-130%

ND = Not detected MDL - Method Detection Limit

RL = Reporting Limit

E = Indicates value exceeds calibration range

J = Indicates an estimated value

B = Indicates analyte found in associated method blank

N = Indicates presumptive evidence of a compound

## Report of Analysis

<b>Client Sample ID:</b> EE26-3.8	
<b>Lab Sample ID:</b> C17161-1	<b>Date Sampled:</b> 07/25/11
<b>Matrix:</b> SO - Soil	<b>Date Received:</b> 07/26/11
<b>Method:</b> SW846 8260B	<b>Percent Solids:</b> n/a <sup>a</sup>
<b>Project:</b> Romic Soil Investigation(Romic EPA) - 2081 Bay Road, East Palo Alto, CA	

### VOA 8260 List

CAS No.	Surrogate Recoveries	Run# 1	Run# 2	Limits
460-00-4	4-Bromofluorobenzene	94%		60-130%

- (a) All results reported on wet weight basis.
- (b) CCV outside of control limits (biased high); not detected in sample.

ND = Not detected      MDL - Method Detection Limit  
 RL = Reporting Limit  
 E = Indicates value exceeds calibration range

J = Indicates an estimated value  
 B = Indicates analyte found in associated method blank  
 N = Indicates presumptive evidence of a compound

## Report of Analysis

<b>Client Sample ID:</b>	EE26-3.8	<b>Date Sampled:</b>	07/25/11
<b>Lab Sample ID:</b>	C17161-1	<b>Date Received:</b>	07/26/11
<b>Matrix:</b>	SO - Soil	<b>Percent Solids:</b>	n/a <sup>a</sup>
<b>Method:</b>	SW846 8270C SW846 3550B	<b>Project:</b> Romic Soil Investigation(Romic EPA) - 2081 Bay Road, East Palo Alto, CA	

Run #1	File ID	DF	Analyzed	By	Prep Date	Prep Batch	Analytical Batch
Run #1	Y9105.D	1	07/30/11	MT	07/29/11	OP4332	EY434
Run #2							

Run #1	Initial Weight	Final Volume
Run #1	10.1 g	1.0 ml
Run #2		

## ABN Full List

CAS No.	Compound	Result	RL	MDL	Units	Q
65-85-0	Benzoic acid	ND	990	880	ug/kg	
95-57-8	2-Chlorophenol	ND	990	670	ug/kg	
59-50-7	4-Chloro-3-methyl phenol	ND	500	420	ug/kg	
120-83-2	2,4-Dichlorophenol	ND	500	140	ug/kg	
105-67-9	2,4-Dimethylphenol	ND	500	150	ug/kg	
51-28-5	2,4-Dinitrophenol	ND	2500	840	ug/kg	
534-52-1	4,6-Dinitro-o-cresol	ND	2000	1000	ug/kg	
95-48-7	2-Methylphenol	ND	500	170	ug/kg	
	3&4-Methylphenol	ND	500	150	ug/kg	
88-75-5	2-Nitrophenol	ND	500	130	ug/kg	
100-02-7	4-Nitrophenol	ND	2000	1200	ug/kg	
87-86-5	Pentachlorophenol	ND	500	420	ug/kg	
108-95-2	Phenol	ND	2000	1300	ug/kg	
95-95-4	2,4,5-Trichlorophenol	ND	500	120	ug/kg	
88-06-2	2,4,6-Trichlorophenol	ND	500	160	ug/kg	
83-32-9	Acenaphthene	ND	990	500	ug/kg	
208-96-8	Acenaphthylene	ND	500	200	ug/kg	
62-53-3	Aniline	ND	500	140	ug/kg	
120-12-7	Anthracene	ND	500	99	ug/kg	
103-33-3	Azobenzene	ND	500	170	ug/kg	
92-87-5	Benzidine	ND	2500	720	ug/kg	
56-55-3	Benzo(a)anthracene	ND	500	69	ug/kg	
50-32-8	Benzo(a)pyrene	ND	500	89	ug/kg	
205-99-2	Benzo(b)fluoranthene	ND	500	59	ug/kg	
191-24-2	Benzo(g,h,i)perylene	ND	500	150	ug/kg	
207-08-9	Benzo(k)fluoranthene	ND	500	120	ug/kg	
101-55-3	4-Bromophenyl phenyl ether	ND	500	150	ug/kg	
85-68-7	Butyl benzyl phthalate	ND	500	110	ug/kg	
100-51-6	Benzyl Alcohol	ND	990	160	ug/kg	
91-58-7	2-Chloronaphthalene	ND	500	180	ug/kg	
106-47-8	4-Chloroaniline	ND	500	140	ug/kg	
86-74-8	Carbazole	ND	500	79	ug/kg	

ND = Not detected MDL - Method Detection Limit

RL = Reporting Limit

E = Indicates value exceeds calibration range

J = Indicates an estimated value

B = Indicates analyte found in associated method blank

N = Indicates presumptive evidence of a compound

## Report of Analysis

<b>Client Sample ID:</b>	EE26-3.8	<b>Date Sampled:</b>	07/25/11
<b>Lab Sample ID:</b>	C17161-1	<b>Date Received:</b>	07/26/11
<b>Matrix:</b>	SO - Soil	<b>Percent Solids:</b>	n/a <sup>a</sup>
<b>Method:</b>	SW846 8270C SW846 3550B		
<b>Project:</b>	Romic Soil Investigation(Romic EPA) - 2081 Bay Road,East Palo Alto,CA		

## ABN Full List

CAS No.	Compound	Result	RL	MDL	Units	Q
218-01-9	Chrysene	ND	500	99	ug/kg	
111-91-1	bis(2-Chloroethoxy)methane	ND	500	180	ug/kg	
111-44-4	bis(2-Chloroethyl)ether	ND	500	230	ug/kg	
108-60-1	bis(2-Chloroisopropyl)ether	ND	500	270	ug/kg	
7005-72-3	4-Chlorophenyl phenyl ether	ND	500	190	ug/kg	
95-50-1	1,2-Dichlorobenzene	ND	500	160	ug/kg	
541-73-1	1,3-Dichlorobenzene	ND	500	150	ug/kg	
106-46-7	1,4-Dichlorobenzene	ND	500	420	ug/kg	
121-14-2	2,4-Dinitrotoluene	ND	500	460	ug/kg	
606-20-2	2,6-Dinitrotoluene	ND	990	320	ug/kg	
91-94-1	3,3' -Dichlorobenzidine	ND	2500	140	ug/kg	
53-70-3	Dibenzo(a,h)anthracene	ND	500	130	ug/kg	
132-64-9	Dibenzofuran	ND	500	160	ug/kg	
122-39-4	Diphenylamine	ND	500	120	ug/kg	
84-74-2	Di-n-butyl phthalate	ND	500	99	ug/kg	
117-84-0	Di-n-octyl phthalate	ND	500	130	ug/kg	
84-66-2	Diethyl phthalate	ND	500	170	ug/kg	
131-11-3	Dimethyl phthalate	ND	500	180	ug/kg	
117-81-7	bis(2-Ethylhexyl)phthalate	ND	500	220	ug/kg	
206-44-0	Fluoranthene	ND	500	99	ug/kg	
86-73-7	Fluorene	ND	500	180	ug/kg	
118-74-1	Hexachlorobenzene	ND	500	130	ug/kg	
87-68-3	Hexachlorobutadiene	ND	500	190	ug/kg	
77-47-4	Hexachlorocyclopentadiene	ND	500	140	ug/kg	
67-72-1	Hexachloroethane	ND	500	160	ug/kg	
193-39-5	Indeno(1,2,3-cd)pyrene	ND	500	140	ug/kg	
78-59-1	Isophorone	ND	500	170	ug/kg	
90-12-0	1-Methylnaphthalene	ND	500	160	ug/kg	
91-57-6	2-Methylnaphthalene	ND	500	160	ug/kg	
88-74-4	2-Nitroaniline	ND	500	120	ug/kg	
99-09-2	3-Nitroaniline	ND	500	120	ug/kg	
100-01-6	4-Nitroaniline	ND	500	300	ug/kg	
91-20-3	Naphthalene	ND	500	170	ug/kg	
98-95-3	Nitrobenzene	ND	500	160	ug/kg	
62-75-9	N-Nitrosodimethylamine	ND	5000	2200	ug/kg	
621-64-7	N-Nitroso-di-n-propylamine	ND	990	540	ug/kg	
85-01-8	Phenanthrene	ND	500	110	ug/kg	
129-00-0	Pyrene	ND	990	670	ug/kg	
110-86-1	Pyridine	ND	2000	220	ug/kg	
120-82-1	1,2,4-Trichlorobenzene	ND	500	340	ug/kg	

ND = Not detected MDL - Method Detection Limit

RL = Reporting Limit

E = Indicates value exceeds calibration range

J = Indicates an estimated value

B = Indicates analyte found in associated method blank

N = Indicates presumptive evidence of a compound

## Report of Analysis

<b>Client Sample ID:</b>	EE26-3.8	<b>Date Sampled:</b>	07/25/11
<b>Lab Sample ID:</b>	C17161-1	<b>Date Received:</b>	07/26/11
<b>Matrix:</b>	SO - Soil	<b>Percent Solids:</b>	n/a <sup>a</sup>
<b>Method:</b>	SW846 8270C SW846 3550B		
<b>Project:</b>	Romic Soil Investigation(Romic EPA) - 2081 Bay Road, East Palo Alto, CA		

### ABN Full List

CAS No.	Surrogate Recoveries	Run# 1	Run# 2	Limits
367-12-4	2-Fluorophenol	63%		20-100%
4165-62-2	Phenol-d5	66%		20-100%
118-79-6	2,4,6-Tribromophenol	85%		30-100%
4165-60-0	Nitrobenzene-d5	62%		20-100%
321-60-8	2-Fluorobiphenyl	67%		20-106%
1718-51-0	Terphenyl-d14	99%		55-130%

(a) All results reported on wet weight basis.

ND = Not detected      MDL - Method Detection Limit  
 RL = Reporting Limit  
 E = Indicates value exceeds calibration range

J = Indicates an estimated value  
 B = Indicates analyte found in associated method blank  
 N = Indicates presumptive evidence of a compound

## Report of Analysis

<b>Client Sample ID:</b> EE26-3.8		<b>Date Sampled:</b> 07/25/11
<b>Lab Sample ID:</b> C17161-1		<b>Date Received:</b> 07/26/11
<b>Matrix:</b> SO - Soil		<b>Percent Solids:</b> n/a <sup>a</sup>
<b>Method:</b> SW846 8015B		
<b>Project:</b> Romic Soil Investigation(Romic EPA) - 2081 Bay Road, East Palo Alto, CA		

	File ID	DF	Analyzed	By	Prep Date	Prep Batch	Analytical Batch
Run #1	JK21644.D	1	08/05/11	TT	n/a	n/a	GJK892
Run #2							

	Initial Weight
Run #1	5.15 g
Run #2	

**TPH Volatiles**

CAS No.	Compound	Result	RL	MDL	Units	Q
	TPH-GRO (C6-C10)	ND	0.097	0.049	mg/kg	
CAS No.	Surrogate Recoveries	Run# 1	Run# 2	Limits		
98-08-8	aaa-Trifluorotoluene	87%		60-157%		

(a) All results reported on wet weight basis.

ND = Not detected      MDL - Method Detection Limit  
 RL = Reporting Limit  
 E = Indicates value exceeds calibration range

J = Indicates an estimated value  
 B = Indicates analyte found in associated method blank  
 N = Indicates presumptive evidence of a compound

## Report of Analysis

<b>Client Sample ID:</b>	EE26-3.8	<b>Date Sampled:</b>	07/25/11
<b>Lab Sample ID:</b>	C17161-1	<b>Date Received:</b>	07/26/11
<b>Matrix:</b>	SO - Soil	<b>Percent Solids:</b>	n/a <sup>a</sup>
<b>Method:</b>	SW846 8081A SW846 3545A	<b>Project:</b> Romic Soil Investigation(Romic EPA) - 2081 Bay Road, East Palo Alto, CA	

Run #1	File ID	DF	Analyzed	By	Prep Date	Prep Batch	Analytical Batch
Run #1	OO23015.D	1	07/31/11	RV	07/27/11	OP4315	G00733
Run #2							

Run #1	Initial Weight	Final Volume
Run #1	10.2 g	10.0 ml
Run #2		

## Pesticide PPL List

CAS No.	Compound	Result	RL	MDL	Units	Q
309-00-2	Aldrin	ND	25	9.8	ug/kg	
319-84-6	alpha-BHC	ND	25	11	ug/kg	
319-85-7	beta-BHC	ND	25	3.4	ug/kg	
319-86-8	delta-BHC	ND	25	3.4	ug/kg	
58-89-9	gamma-BHC (Lindane)	ND	25	7.4	ug/kg	
12789-03-6	Chlordane	ND	98	98	ug/kg	
60-57-1	Dieldrin	ND	25	2.9	ug/kg	
72-54-8	4,4' -DDD	ND	25	3.4	ug/kg	
72-55-9	4,4' -DDE	ND	25	2.9	ug/kg	
50-29-3	4,4' -DDT	ND	25	2.9	ug/kg	
72-20-8	Endrin	ND	25	2.9	ug/kg	
7421-93-4	Endrin aldehyde	ND	25	5.9	ug/kg	
959-98-8	Endosulfan-I	ND	25	3.4	ug/kg	
33213-65-9	Endosulfan-II	ND	25	3.4	ug/kg	
1031-07-8	Endosulfan sulfate	ND	25	7.8	ug/kg	
76-44-8	Heptachlor	ND	25	5.9	ug/kg	
1024-57-3	Heptachlor epoxide	ND	25	3.9	ug/kg	
72-43-5	Methoxychlor	ND	25	3.4	ug/kg	
8001-35-2	Toxaphene	ND	98	98	ug/kg	

CAS No.	Surrogate Recoveries	Run# 1	Run# 2	Limits
877-09-8	Tetrachloro-m-xylene	69%		35-132%
877-09-8	Tetrachloro-m-xylene	80%		35-132%
2051-24-3	Decachlorobiphenyl	85%		35-132%
2051-24-3	Decachlorobiphenyl	98%		35-132%

(a) All results reported on wet weight basis.

ND = Not detected      MDL - Method Detection Limit  
 RL = Reporting Limit  
 E = Indicates value exceeds calibration range

J = Indicates an estimated value  
 B = Indicates analyte found in associated method blank  
 N = Indicates presumptive evidence of a compound

## Report of Analysis

<b>Client Sample ID:</b> EE26-3.8		<b>Date Sampled:</b> 07/25/11
<b>Lab Sample ID:</b> C17161-1		<b>Date Received:</b> 07/26/11
<b>Matrix:</b> SO - Soil		<b>Percent Solids:</b> n/a <sup>a</sup>
<b>Method:</b> SW846 8082 SW846 3545A		
<b>Project:</b> Romic Soil Investigation(Romic EPA) - 2081 Bay Road, East Palo Alto, CA		

Run #1	File ID	DF	Analyzed	By	Prep Date	Prep Batch	Analytical Batch
Run #1	PP20504.D	1	07/27/11	RV	07/27/11	OP4316	GPP693
Run #2							

Run #1	Initial Weight	Final Volume
Run #1	10.2 g	10.0 ml
Run #2		

**PCB List**

CAS No.	Compound	Result	RL	MDL	Units	Q
12674-11-2	Aroclor 1016	ND	98	17	ug/kg	
11104-28-2	Aroclor 1221	ND	98	49	ug/kg	
11141-16-5	Aroclor 1232	ND	98	49	ug/kg	
53469-21-9	Aroclor 1242	ND	98	49	ug/kg	
12672-29-6	Aroclor 1248	ND	98	49	ug/kg	
11097-69-1	Aroclor 1254	ND	98	49	ug/kg	
11096-82-5	Aroclor 1260	ND	98	20	ug/kg	

CAS No.	Surrogate Recoveries	Run# 1	Run# 2	Limits
877-09-8	Tetrachloro-m-xylene	76%		45-108%
877-09-8	Tetrachloro-m-xylene	78%		45-108%
2051-24-3	Decachlorobiphenyl	103%		54-121%
2051-24-3	Decachlorobiphenyl	95%		54-121%

(a) All results reported on wet weight basis.

ND = Not detected      MDL - Method Detection Limit  
 RL = Reporting Limit  
 E = Indicates value exceeds calibration range

J = Indicates an estimated value  
 B = Indicates analyte found in associated method blank  
 N = Indicates presumptive evidence of a compound



## Report of Analysis

<b>Client Sample ID:</b> EE26-3.8	<b>Date Sampled:</b> 07/25/11
<b>Lab Sample ID:</b> C17161-1	<b>Date Received:</b> 07/26/11
<b>Matrix:</b> SO - Soil	<b>Percent Solids:</b> n/a <sup>a</sup>
<b>Method:</b> SW846 8015B M SW846 3545A	
<b>Project:</b> Romic Soil Investigation(Romic EPA) - 2081 Bay Road, East Palo Alto, CA	

Run #	File ID	DF	Analyzed	By	Prep Date	Prep Batch	Analytical Batch
Run #1	GG27215.D	1	07/28/11	JH	07/27/11	OP4309	GGG730
Run #2							

Run #	Initial Weight	Final Volume
Run #1	10.1 g	1.0 ml
Run #2		

### TPH Extractable w/ Silica Gel Cleanup

CAS No.	Compound	Result	RL	MDL	Units	Q
	TPH (C10-C28)	ND	9.9	5.0	mg/kg	
	TPH (> C28-C40)	ND	20	9.9	mg/kg	

CAS No.	Surrogate Recoveries	Run# 1	Run# 2	Limits
630-01-3	Hexacosane	63%		45-140%

(a) All results reported on wet weight basis.

ND = Not detected      MDL - Method Detection Limit  
 RL = Reporting Limit

J = Indicates an estimated value  
 B = Indicates analyte found in associated method blank  
 N = Indicates presumptive evidence of a compound

## Report of Analysis

<b>Client Sample ID:</b> EE26-3.8	<b>Date Sampled:</b> 07/25/11
<b>Lab Sample ID:</b> C17161-1	<b>Date Received:</b> 07/26/11
<b>Matrix:</b> SO - Soil	<b>Percent Solids:</b> n/a <sup>a</sup>
<b>Project:</b> Romic Soil Investigation(Romic EPA) - 2081 Bay Road,East Palo Alto,CA	

## Metals Analysis

Analyte	Result	RL	Units	DF	Prep	Analyzed By	Method	Prep Method
Antimony	< 1.7	1.7	mg/kg	1	07/28/11	07/30/11 RS	SW846 6010B <sup>1</sup>	SW846 3050B <sup>4</sup>
Arsenic	4.1	1.7	mg/kg	1	07/28/11	07/30/11 RS	SW846 6010B <sup>1</sup>	SW846 3050B <sup>4</sup>
Barium	145	17	mg/kg	1	07/28/11	07/30/11 RS	SW846 6010B <sup>1</sup>	SW846 3050B <sup>4</sup>
Beryllium	1.5	0.87	mg/kg	1	07/28/11	07/30/11 RS	SW846 6010B <sup>1</sup>	SW846 3050B <sup>4</sup>
Cadmium	< 0.87	0.87	mg/kg	1	07/28/11	07/30/11 RS	SW846 6010B <sup>1</sup>	SW846 3050B <sup>4</sup>
Chromium	35.9	0.87	mg/kg	1	07/28/11	07/30/11 RS	SW846 6010B <sup>1</sup>	SW846 3050B <sup>4</sup>
Cobalt	7.5	0.87	mg/kg	1	07/28/11	07/30/11 RS	SW846 6010B <sup>1</sup>	SW846 3050B <sup>4</sup>
Copper	15.6	2.2	mg/kg	1	07/28/11	07/30/11 RS	SW846 6010B <sup>1</sup>	SW846 3050B <sup>4</sup>
Lead	5.9	1.7	mg/kg	1	07/28/11	07/30/11 RS	SW846 6010B <sup>1</sup>	SW846 3050B <sup>4</sup>
Mercury	1.8	0.18	mg/kg	5	07/27/11	07/30/11 PH	SW846 7471A <sup>2</sup>	SW846 7471A <sup>3</sup>
Molybdenum	< 1.7	1.7	mg/kg	1	07/28/11	07/30/11 RS	SW846 6010B <sup>1</sup>	SW846 3050B <sup>4</sup>
Nickel	37.6	0.87	mg/kg	1	07/28/11	07/30/11 RS	SW846 6010B <sup>1</sup>	SW846 3050B <sup>4</sup>
Selenium	< 1.7	1.7	mg/kg	1	07/28/11	07/30/11 RS	SW846 6010B <sup>1</sup>	SW846 3050B <sup>4</sup>
Silver <sup>b</sup>	< 4.3	4.3	mg/kg	5	07/28/11	07/30/11 RS	SW846 6010B <sup>1</sup>	SW846 3050B <sup>4</sup>
Thallium <sup>b</sup>	< 8.7	8.7	mg/kg	5	07/28/11	07/30/11 RS	SW846 6010B <sup>1</sup>	SW846 3050B <sup>4</sup>
Vanadium	34.2	0.87	mg/kg	1	07/28/11	07/30/11 RS	SW846 6010B <sup>1</sup>	SW846 3050B <sup>4</sup>
Zinc	49.5	1.7	mg/kg	1	07/28/11	07/30/11 RS	SW846 6010B <sup>1</sup>	SW846 3050B <sup>4</sup>

(1) Instrument QC Batch: MA2014

(2) Instrument QC Batch: MA2017

(3) Prep QC Batch: MP3771

(4) Prep QC Batch: MP3776

(a) All results reported on wet weight basis.

(b) Elevated reporting limit(s) due to matrix interference.

RL = Reporting Limit

## Report of Analysis

<b>Client Sample ID:</b>	EE26A-3.8	<b>Date Sampled:</b>	07/25/11
<b>Lab Sample ID:</b>	C17161-2	<b>Date Received:</b>	07/26/11
<b>Matrix:</b>	SO - Soil	<b>Percent Solids:</b>	n/a <sup>a</sup>
<b>Method:</b>	SW846 8260B	<b>Project:</b> Romic Soil Investigation(Romic EPA) - 2081 Bay Road, East Palo Alto, CA	

Run #1	File ID	DF	Analyzed	By	Prep Date	Prep Batch	Analytical Batch
Run #2	M26281.D	1	08/05/11	TN	n/a	n/a	VM836

Run #1	Initial Weight
Run #2	6.72 g

## VOA 8260 List

CAS No.	Compound	Result	RL	MDL	Units	Q
67-64-1	Acetone	ND	74	15	ug/kg	
71-43-2	Benzene	ND	3.7	1.1	ug/kg	
108-86-1	Bromobenzene	ND	3.7	1.1	ug/kg	
74-97-5	Bromochloromethane	ND	3.7	1.1	ug/kg	
75-27-4	Bromodichloromethane	ND	3.7	0.74	ug/kg	
75-25-2	Bromoform <sup>b</sup>	ND	3.7	0.74	ug/kg	
104-51-8	n-Butylbenzene	ND	3.7	1.1	ug/kg	
135-98-8	sec-Butylbenzene	ND	3.7	1.1	ug/kg	
98-06-6	tert-Butylbenzene	ND	3.7	1.1	ug/kg	
108-90-7	Chlorobenzene	ND	3.7	1.1	ug/kg	
75-00-3	Chloroethane	ND	3.7	1.1	ug/kg	
67-66-3	Chloroform	ND	3.7	1.1	ug/kg	
95-49-8	o-Chlorotoluene	ND	3.7	1.1	ug/kg	
106-43-4	p-Chlorotoluene	ND	3.7	1.1	ug/kg	
56-23-5	Carbon tetrachloride	ND	3.7	0.74	ug/kg	
75-34-3	1,1-Dichloroethane	ND	3.7	0.74	ug/kg	
75-35-4	1,1-Dichloroethylene	ND	3.7	1.1	ug/kg	
563-58-6	1,1-Dichloropropene	ND	3.7	1.1	ug/kg	
96-12-8	1,2-Dibromo-3-chloropropane	ND	3.7	0.74	ug/kg	
106-93-4	1,2-Dibromoethane	ND	3.7	0.74	ug/kg	
107-06-2	1,2-Dichloroethane	ND	3.7	1.1	ug/kg	
78-87-5	1,2-Dichloropropane	ND	3.7	1.1	ug/kg	
142-28-9	1,3-Dichloropropane	ND	3.7	1.1	ug/kg	
108-20-3	Di-Isopropyl ether	ND	3.7	1.1	ug/kg	
594-20-7	2,2-Dichloropropane	ND	3.7	1.1	ug/kg	
124-48-1	Dibromochloromethane	ND	3.7	0.74	ug/kg	
75-71-8	Dichlorodifluoromethane	ND	3.7	0.74	ug/kg	
156-59-2	cis-1,2-Dichloroethylene	ND	3.7	1.1	ug/kg	
10061-01-5	cis-1,3-Dichloropropene	ND	3.7	1.1	ug/kg	
541-73-1	m-Dichlorobenzene	ND	3.7	1.1	ug/kg	
95-50-1	o-Dichlorobenzene	ND	3.7	1.1	ug/kg	
106-46-7	p-Dichlorobenzene	ND	3.7	1.1	ug/kg	

ND = Not detected MDL - Method Detection Limit

RL = Reporting Limit

E = Indicates value exceeds calibration range

J = Indicates an estimated value

B = Indicates analyte found in associated method blank

N = Indicates presumptive evidence of a compound

## Report of Analysis

<b>Client Sample ID:</b>	EE26A-3.8	<b>Date Sampled:</b>	07/25/11
<b>Lab Sample ID:</b>	C17161-2	<b>Date Received:</b>	07/26/11
<b>Matrix:</b>	SO - Soil	<b>Percent Solids:</b>	n/a <sup>a</sup>
<b>Method:</b>	SW846 8260B		
<b>Project:</b>	Romic Soil Investigation(Romic EPA) - 2081 Bay Road,East Palo Alto,CA		

## VOA 8260 List

CAS No.	Compound	Result	RL	MDL	Units	Q
156-60-5	trans-1,2-Dichloroethylene	ND	3.7	1.1	ug/kg	
10061-02-6	trans-1,3-Dichloropropene	ND	3.7	1.1	ug/kg	
100-41-4	Ethylbenzene	ND	3.7	1.1	ug/kg	
637-92-3	Ethyl tert-Butyl Ether	ND	3.7	1.1	ug/kg	
591-78-6	2-Hexanone	ND	30	3.7	ug/kg	
87-68-3	Hexachlorobutadiene	ND	3.7	0.74	ug/kg	
98-82-8	Isopropylbenzene	ND	3.7	1.1	ug/kg	
99-87-6	p-Isopropyltoluene	ND	3.7	1.1	ug/kg	
108-10-1	4-Methyl-2-pentanone	ND	30	11	ug/kg	
74-83-9	Methyl bromide	ND	3.7	1.9	ug/kg	
74-87-3	Methyl chloride	ND	3.7	1.1	ug/kg	
74-95-3	Methylene bromide	ND	3.7	1.9	ug/kg	
75-09-2	Methylene chloride	ND	19	12	ug/kg	
78-93-3	Methyl ethyl ketone	ND	30	8.9	ug/kg	
1634-04-4	Methyl Tert Butyl Ether	ND	3.7	0.74	ug/kg	
91-20-3	Naphthalene	ND	3.7	1.1	ug/kg	
103-65-1	n-Propylbenzene	ND	3.7	1.1	ug/kg	
100-42-5	Styrene	ND	3.7	0.74	ug/kg	
994-05-8	Tert-Amyl Methyl Ether	ND	3.7	0.89	ug/kg	
75-65-0	Tert Butyl Alcohol	ND	30	7.4	ug/kg	
630-20-6	1,1,1,2-Tetrachloroethane	ND	3.7	0.74	ug/kg	
71-55-6	1,1,1-Trichloroethane	ND	3.7	1.1	ug/kg	
79-34-5	1,1,2,2-Tetrachloroethane	ND	3.7	0.74	ug/kg	
79-00-5	1,1,2-Trichloroethane	ND	3.7	0.74	ug/kg	
87-61-6	1,2,3-Trichlorobenzene	ND	3.7	1.1	ug/kg	
96-18-4	1,2,3-Trichloropropane	ND	3.7	1.1	ug/kg	
120-82-1	1,2,4-Trichlorobenzene	ND	3.7	1.1	ug/kg	
95-63-6	1,2,4-Trimethylbenzene	ND	3.7	1.1	ug/kg	
108-67-8	1,3,5-Trimethylbenzene	ND	3.7	1.1	ug/kg	
127-18-4	Tetrachloroethylene	ND	3.7	2.6	ug/kg	
108-88-3	Toluene	ND	3.7	1.1	ug/kg	
79-01-6	Trichloroethylene	ND	3.7	0.74	ug/kg	
75-69-4	Trichlorofluoromethane	ND	3.7	0.89	ug/kg	
75-01-4	Vinyl chloride	ND	3.7	1.9	ug/kg	
1330-20-7	Xylene (total)	ND	7.4	3.0	ug/kg	

CAS No.	Surrogate Recoveries	Run# 1	Run# 2	Limits
1868-53-7	Dibromofluoromethane	87%		60-130%
2037-26-5	Toluene-D8	105%		60-130%

ND = Not detected MDL - Method Detection Limit

RL = Reporting Limit

E = Indicates value exceeds calibration range

J = Indicates an estimated value

B = Indicates analyte found in associated method blank

N = Indicates presumptive evidence of a compound

## Report of Analysis

<b>Client Sample ID:</b>	EE26A-3.8	<b>Date Sampled:</b>	07/25/11
<b>Lab Sample ID:</b>	C17161-2	<b>Date Received:</b>	07/26/11
<b>Matrix:</b>	SO - Soil	<b>Percent Solids:</b>	n/a <sup>a</sup>
<b>Method:</b>	SW846 8260B	<b>Project:</b> Romic Soil Investigation(Romic EPA) - 2081 Bay Road, East Palo Alto, CA	

### VOA 8260 List

CAS No.	Surrogate Recoveries	Run# 1	Run# 2	Limits
460-00-4	4-Bromofluorobenzene	94%		60-130%

- (a) All results reported on wet weight basis.
- (b) CCV outside of control limits (biased high); not detected in sample.

ND = Not detected      MDL - Method Detection Limit  
 RL = Reporting Limit  
 E = Indicates value exceeds calibration range

J = Indicates an estimated value  
 B = Indicates analyte found in associated method blank  
 N = Indicates presumptive evidence of a compound

## Report of Analysis

<b>Client Sample ID:</b>	EE26-6.8	<b>Date Sampled:</b>	07/25/11
<b>Lab Sample ID:</b>	C17161-3	<b>Date Received:</b>	07/26/11
<b>Matrix:</b>	SO - Soil	<b>Percent Solids:</b>	n/a <sup>a</sup>
<b>Method:</b>	SW846 8260B	<b>Project:</b> Romic Soil Investigation(Romic EPA) - 2081 Bay Road, East Palo Alto, CA	

Run #	File ID	DF	Analyzed	By	Prep Date	Prep Batch	Analytical Batch
Run #1	M26282.D	1	08/05/11	TN	n/a	n/a	VM836
Run #2							

Run #	Initial Weight
Run #1	6.62 g
Run #2	

## VOA 8260 List

CAS No.	Compound	Result	RL	MDL	Units	Q
67-64-1	Acetone	ND	76	15	ug/kg	
71-43-2	Benzene	ND	3.8	1.1	ug/kg	
108-86-1	Bromobenzene	ND	3.8	1.1	ug/kg	
74-97-5	Bromochloromethane	ND	3.8	1.1	ug/kg	
75-27-4	Bromodichloromethane	ND	3.8	0.76	ug/kg	
75-25-2	Bromoform <sup>b</sup>	ND	3.8	0.76	ug/kg	
104-51-8	n-Butylbenzene	ND	3.8	1.1	ug/kg	
135-98-8	sec-Butylbenzene	ND	3.8	1.1	ug/kg	
98-06-6	tert-Butylbenzene	ND	3.8	1.1	ug/kg	
108-90-7	Chlorobenzene	ND	3.8	1.1	ug/kg	
75-00-3	Chloroethane	ND	3.8	1.1	ug/kg	
67-66-3	Chloroform	ND	3.8	1.1	ug/kg	
95-49-8	o-Chlorotoluene	ND	3.8	1.1	ug/kg	
106-43-4	p-Chlorotoluene	ND	3.8	1.1	ug/kg	
56-23-5	Carbon tetrachloride	ND	3.8	0.76	ug/kg	
75-34-3	1,1-Dichloroethane	ND	3.8	0.76	ug/kg	
75-35-4	1,1-Dichloroethylene	ND	3.8	1.1	ug/kg	
563-58-6	1,1-Dichloropropene	ND	3.8	1.1	ug/kg	
96-12-8	1,2-Dibromo-3-chloropropane	ND	3.8	0.76	ug/kg	
106-93-4	1,2-Dibromoethane	ND	3.8	0.76	ug/kg	
107-06-2	1,2-Dichloroethane	ND	3.8	1.1	ug/kg	
78-87-5	1,2-Dichloropropane	ND	3.8	1.1	ug/kg	
142-28-9	1,3-Dichloropropane	ND	3.8	1.1	ug/kg	
108-20-3	Di-Isopropyl ether	ND	3.8	1.1	ug/kg	
594-20-7	2,2-Dichloropropane	ND	3.8	1.1	ug/kg	
124-48-1	Dibromochloromethane	ND	3.8	0.76	ug/kg	
75-71-8	Dichlorodifluoromethane	ND	3.8	0.76	ug/kg	
156-59-2	cis-1,2-Dichloroethylene	ND	3.8	1.1	ug/kg	
10061-01-5	cis-1,3-Dichloropropene	ND	3.8	1.1	ug/kg	
541-73-1	m-Dichlorobenzene	ND	3.8	1.1	ug/kg	
95-50-1	o-Dichlorobenzene	ND	3.8	1.1	ug/kg	
106-46-7	p-Dichlorobenzene	ND	3.8	1.1	ug/kg	

ND = Not detected MDL - Method Detection Limit

RL = Reporting Limit

E = Indicates value exceeds calibration range

J = Indicates an estimated value

B = Indicates analyte found in associated method blank

N = Indicates presumptive evidence of a compound

## Report of Analysis

<b>Client Sample ID:</b>	EE26-6.8	<b>Date Sampled:</b>	07/25/11
<b>Lab Sample ID:</b>	C17161-3	<b>Date Received:</b>	07/26/11
<b>Matrix:</b>	SO - Soil	<b>Percent Solids:</b>	n/a <sup>a</sup>
<b>Method:</b>	SW846 8260B		
<b>Project:</b>	Romic Soil Investigation(Romic EPA) - 2081 Bay Road, East Palo Alto, CA		

## VOA 8260 List

CAS No.	Compound	Result	RL	MDL	Units	Q
156-60-5	trans-1,2-Dichloroethylene	ND	3.8	1.1	ug/kg	
10061-02-6	trans-1,3-Dichloropropene	ND	3.8	1.1	ug/kg	
100-41-4	Ethylbenzene	ND	3.8	1.1	ug/kg	
637-92-3	Ethyl tert-Butyl Ether	ND	3.8	1.1	ug/kg	
591-78-6	2-Hexanone	ND	30	3.8	ug/kg	
87-68-3	Hexachlorobutadiene	ND	3.8	0.76	ug/kg	
98-82-8	Isopropylbenzene	ND	3.8	1.1	ug/kg	
99-87-6	p-Isopropyltoluene	ND	3.8	1.1	ug/kg	
108-10-1	4-Methyl-2-pentanone	ND	30	11	ug/kg	
74-83-9	Methyl bromide	ND	3.8	1.9	ug/kg	
74-87-3	Methyl chloride	ND	3.8	1.1	ug/kg	
74-95-3	Methylene bromide	ND	3.8	1.9	ug/kg	
75-09-2	Methylene chloride	ND	19	12	ug/kg	
78-93-3	Methyl ethyl ketone	ND	30	9.1	ug/kg	
1634-04-4	Methyl Tert Butyl Ether	ND	3.8	0.76	ug/kg	
91-20-3	Naphthalene	ND	3.8	1.1	ug/kg	
103-65-1	n-Propylbenzene	ND	3.8	1.1	ug/kg	
100-42-5	Styrene	ND	3.8	0.76	ug/kg	
994-05-8	Tert-Amyl Methyl Ether	ND	3.8	0.91	ug/kg	
75-65-0	Tert Butyl Alcohol	ND	30	7.6	ug/kg	
630-20-6	1,1,1,2-Tetrachloroethane	ND	3.8	0.76	ug/kg	
71-55-6	1,1,1-Trichloroethane	ND	3.8	1.1	ug/kg	
79-34-5	1,1,2,2-Tetrachloroethane	ND	3.8	0.76	ug/kg	
79-00-5	1,1,2-Trichloroethane	ND	3.8	0.76	ug/kg	
87-61-6	1,2,3-Trichlorobenzene	ND	3.8	1.1	ug/kg	
96-18-4	1,2,3-Trichloropropane	ND	3.8	1.1	ug/kg	
120-82-1	1,2,4-Trichlorobenzene	ND	3.8	1.1	ug/kg	
95-63-6	1,2,4-Trimethylbenzene	ND	3.8	1.1	ug/kg	
108-67-8	1,3,5-Trimethylbenzene	ND	3.8	1.1	ug/kg	
127-18-4	Tetrachloroethylene	ND	3.8	2.6	ug/kg	
108-88-3	Toluene	ND	3.8	1.1	ug/kg	
79-01-6	Trichloroethylene	ND	3.8	0.76	ug/kg	
75-69-4	Trichlorofluoromethane	ND	3.8	0.91	ug/kg	
75-01-4	Vinyl chloride	ND	3.8	1.9	ug/kg	
1330-20-7	Xylene (total)	ND	7.6	3.0	ug/kg	

CAS No.	Surrogate Recoveries	Run# 1	Run# 2	Limits
1868-53-7	Dibromofluoromethane	89%		60-130%
2037-26-5	Toluene-D8	102%		60-130%

ND = Not detected MDL - Method Detection Limit

RL = Reporting Limit

E = Indicates value exceeds calibration range

J = Indicates an estimated value

B = Indicates analyte found in associated method blank

N = Indicates presumptive evidence of a compound

## Report of Analysis

<b>Client Sample ID:</b> EE26-6.8	
<b>Lab Sample ID:</b> C17161-3	<b>Date Sampled:</b> 07/25/11
<b>Matrix:</b> SO - Soil	<b>Date Received:</b> 07/26/11
<b>Method:</b> SW846 8260B	<b>Percent Solids:</b> n/a <sup>a</sup>
<b>Project:</b> Romic Soil Investigation(Romic EPA) - 2081 Bay Road, East Palo Alto, CA	

### VOA 8260 List

CAS No.	Surrogate Recoveries	Run# 1	Run# 2	Limits
460-00-4	4-Bromofluorobenzene	96%		60-130%

- (a) All results reported on wet weight basis.
- (b) CCV outside of control limits (biased high); not detected in sample.

---

ND = Not detected      MDL - Method Detection Limit      J = Indicates an estimated value  
 RL = Reporting Limit      B = Indicates analyte found in associated method blank  
 E = Indicates value exceeds calibration range      N = Indicates presumptive evidence of a compound



## Report of Analysis

<b>Client Sample ID:</b> KK23-0.2		<b>Date Sampled:</b> 07/25/11
<b>Lab Sample ID:</b> C17161-4		<b>Date Received:</b> 07/26/11
<b>Matrix:</b> SO - Soil		<b>Percent Solids:</b> n/a <sup>a</sup>
<b>Method:</b> SW846 8015B		
<b>Project:</b> Romic Soil Investigation(Romic EPA) - 2081 Bay Road, East Palo Alto, CA		

Run #	File ID	DF	Analyzed	By	Prep Date	Prep Batch	Analytical Batch
Run #1	JK21645.D	1	08/05/11	TT	n/a	n/a	GJK892
Run #2							

Run #	Initial Weight
Run #1	5.27 g
Run #2	

**TPH Volatiles**

CAS No.	Compound	Result	RL	MDL	Units	Q
	TPH-GRO (C6-C10)	ND	0.095	0.047	mg/kg	
CAS No.	Surrogate Recoveries	Run# 1	Run# 2	Limits		
98-08-8	aaa-Trifluorotoluene	85%		60-157%		

(a) All results reported on wet weight basis.

ND = Not detected      MDL - Method Detection Limit  
 RL = Reporting Limit

J = Indicates an estimated value  
 B = Indicates analyte found in associated method blank  
 N = Indicates presumptive evidence of a compound

## Report of Analysis

<b>Client Sample ID:</b> KK23-0.2		
<b>Lab Sample ID:</b> C17161-4		<b>Date Sampled:</b> 07/25/11
<b>Matrix:</b> SO - Soil		<b>Date Received:</b> 07/26/11
<b>Method:</b> SW846 8015B M SW846 3545A		<b>Percent Solids:</b> n/a <sup>a</sup>
<b>Project:</b> Romic Soil Investigation(Romic EPA) - 2081 Bay Road, East Palo Alto, CA		

	File ID	DF	Analyzed	By	Prep Date	Prep Batch	Analytical Batch
Run #1	HH15673.D	5	07/29/11	JH	07/27/11	OP4309	GHH532
Run #2							

	Initial Weight	Final Volume
Run #1	10.0 g	1.0 ml
Run #2		

### TPH Extractable w/ Silica Gel Cleanup

CAS No.	Compound	Result	RL	MDL	Units	Q
	TPH (C10-C28)	97.4	50	25	mg/kg	
	TPH (> C28-C40)	367	100	50	mg/kg	

CAS No.	Surrogate Recoveries	Run# 1	Run# 2	Limits
630-01-3	Hexacosane	82%		45-140%

(a) All results reported on wet weight basis.

ND = Not detected      MDL - Method Detection Limit  
 RL = Reporting Limit  
 E = Indicates value exceeds calibration range

J = Indicates an estimated value  
 B = Indicates analyte found in associated method blank  
 N = Indicates presumptive evidence of a compound

## Report of Analysis

<b>Client Sample ID:</b> KK23-0.2	<b>Date Sampled:</b> 07/25/11
<b>Lab Sample ID:</b> C17161-4	<b>Date Received:</b> 07/26/11
<b>Matrix:</b> SO - Soil	<b>Percent Solids:</b> n/a <sup>a</sup>
<b>Project:</b> Romic Soil Investigation(Romic EPA) - 2081 Bay Road, East Palo Alto, CA	

### Metals Analysis

Analyte	Result	RL	Units	DF	Prep	Analyzed By	Method	Prep Method
Cadmium	< 0.91	0.91	mg/kg	1	07/28/11	07/30/11 RS	SW846 6010B <sup>1</sup>	SW846 3050B <sup>2</sup>
Chromium	73.9	0.91	mg/kg	1	07/28/11	07/30/11 RS	SW846 6010B <sup>1</sup>	SW846 3050B <sup>2</sup>
Lead	36.9	1.8	mg/kg	1	07/28/11	07/30/11 RS	SW846 6010B <sup>1</sup>	SW846 3050B <sup>2</sup>

(1) Instrument QC Batch: MA2014

(2) Prep QC Batch: MP3776

(a) All results reported on wet weight basis.

---

RL = Reporting Limit

## Report of Analysis

<b>Client Sample ID:</b> KK23-0.2		<b>Date Sampled:</b> 07/25/11
<b>Lab Sample ID:</b> C17161-4A		<b>Date Received:</b> 07/26/11
<b>Matrix:</b> SO - Soil		<b>Percent Solids:</b> n/a <sup>a</sup>
<b>Method:</b> SW846 8015B		
<b>Project:</b> Romic Soil Investigation(Romic EPA) - 2081 Bay Road, East Palo Alto, CA		

Run #	File ID	DF	Analyzed	By	Prep Date	Prep Batch	Analytical Batch
Run #1	JK21646.D	1	08/05/11	TT	n/a	n/a	GJK892
Run #2							

Run #	Initial Weight
Run #1	5.20 g
Run #2	

**TPH Volatiles**

CAS No.	Compound	Result	RL	MDL	Units	Q
	TPH-GRO (C6-C10)	ND	0.096	0.048	mg/kg	
CAS No.	Surrogate Recoveries	Run# 1	Run# 2	Limits		
98-08-8	aaa-Trifluorotoluene	87%		60-157%		

(a) All results reported on wet weight basis.

ND = Not detected      MDL - Method Detection Limit  
 RL = Reporting Limit  
 E = Indicates value exceeds calibration range

J = Indicates an estimated value  
 B = Indicates analyte found in associated method blank  
 N = Indicates presumptive evidence of a compound

## Report of Analysis

<b>Client Sample ID:</b> KK23-0.2		<b>Date Sampled:</b> 07/25/11
<b>Lab Sample ID:</b> C17161-4A		<b>Date Received:</b> 07/26/11
<b>Matrix:</b> SO - Soil		<b>Percent Solids:</b> n/a <sup>a</sup>
<b>Method:</b> SW846 8015B M SW846 3545A		
<b>Project:</b> Romic Soil Investigation(Romic EPA) - 2081 Bay Road, East Palo Alto, CA		

Run #	File ID	DF	Analyzed	By	Prep Date	Prep Batch	Analytical Batch
Run #1	HH15683.D	5	07/30/11	JH	07/27/11	OP4318	GHH532
Run #2							

Run #	Initial Weight	Final Volume
Run #1	10.0 g	1.0 ml
Run #2		

### TPH Extractable w/ Silica Gel Cleanup

CAS No.	Compound	Result	RL	MDL	Units	Q
	TPH (C10-C28)	172	50	25	mg/kg	
	TPH (> C28-C40)	684	100	50	mg/kg	

CAS No.	Surrogate Recoveries	Run# 1	Run# 2	Limits
630-01-3	Hexacosane	73%		45-140%

(a) All results reported on wet weight basis.

ND = Not detected      MDL - Method Detection Limit  
 RL = Reporting Limit  
 E = Indicates value exceeds calibration range

J = Indicates an estimated value  
 B = Indicates analyte found in associated method blank  
 N = Indicates presumptive evidence of a compound

## Report of Analysis

<b>Client Sample ID:</b> KK23-0.2	<b>Date Sampled:</b> 07/25/11
<b>Lab Sample ID:</b> C17161-4A	<b>Date Received:</b> 07/26/11
<b>Matrix:</b> SO - Soil	<b>Percent Solids:</b> n/a <sup>a</sup>
<b>Project:</b> Romic Soil Investigation(Romic EPA) - 2081 Bay Road, East Palo Alto, CA	

### Metals Analysis

Analyte	Result	RL	Units	DF	Prep	Analyzed By	Method	Prep Method
Cadmium	< 0.91	0.91	mg/kg	1	07/28/11	07/30/11 RS	SW846 6010B <sup>1</sup>	SW846 3050B <sup>2</sup>
Chromium	73.5	0.91	mg/kg	1	07/28/11	07/30/11 RS	SW846 6010B <sup>1</sup>	SW846 3050B <sup>2</sup>
Lead	31.9	1.8	mg/kg	1	07/28/11	07/30/11 RS	SW846 6010B <sup>1</sup>	SW846 3050B <sup>2</sup>

(1) Instrument QC Batch: MA2014

(2) Prep QC Batch: MP3776

(a) All results reported on wet weight basis.

RL = Reporting Limit

## Report of Analysis

<b>Client Sample ID:</b>	KK23-2.7	
<b>Lab Sample ID:</b>	C17161-5	<b>Date Sampled:</b> 07/25/11
<b>Matrix:</b>	SO - Soil	<b>Date Received:</b> 07/26/11
<b>Method:</b>	SW846 8260B	<b>Percent Solids:</b> n/a <sup>a</sup>
<b>Project:</b>	Romic Soil Investigation(Romic EPA) - 2081 Bay Road, East Palo Alto, CA	

Run #	File ID	DF	Analyzed	By	Prep Date	Prep Batch	Analytical Batch
Run #1	M26283.D	1	08/05/11	TN	n/a	n/a	VM836
Run #2							

Run #	Initial Weight
Run #1	7.08 g
Run #2	

## VOA 8260 List

CAS No.	Compound	Result	RL	MDL	Units	Q
67-64-1	Acetone	ND	71	14	ug/kg	
71-43-2	Benzene	ND	3.5	1.1	ug/kg	
108-86-1	Bromobenzene	ND	3.5	1.1	ug/kg	
74-97-5	Bromochloromethane	ND	3.5	1.1	ug/kg	
75-27-4	Bromodichloromethane	ND	3.5	0.71	ug/kg	
75-25-2	Bromoform <sup>b</sup>	ND	3.5	0.71	ug/kg	
104-51-8	n-Butylbenzene	ND	3.5	1.1	ug/kg	
135-98-8	sec-Butylbenzene	ND	3.5	1.1	ug/kg	
98-06-6	tert-Butylbenzene	ND	3.5	1.1	ug/kg	
108-90-7	Chlorobenzene	ND	3.5	1.1	ug/kg	
75-00-3	Chloroethane	ND	3.5	1.1	ug/kg	
67-66-3	Chloroform	ND	3.5	1.1	ug/kg	
95-49-8	o-Chlorotoluene	ND	3.5	1.1	ug/kg	
106-43-4	p-Chlorotoluene	ND	3.5	1.1	ug/kg	
56-23-5	Carbon tetrachloride	ND	3.5	0.71	ug/kg	
75-34-3	1,1-Dichloroethane	ND	3.5	0.71	ug/kg	
75-35-4	1,1-Dichloroethylene	ND	3.5	1.1	ug/kg	
563-58-6	1,1-Dichloropropene	ND	3.5	1.1	ug/kg	
96-12-8	1,2-Dibromo-3-chloropropane	ND	3.5	0.71	ug/kg	
106-93-4	1,2-Dibromoethane	ND	3.5	0.71	ug/kg	
107-06-2	1,2-Dichloroethane	ND	3.5	1.1	ug/kg	
78-87-5	1,2-Dichloropropane	ND	3.5	1.1	ug/kg	
142-28-9	1,3-Dichloropropane	ND	3.5	1.1	ug/kg	
108-20-3	Di-Isopropyl ether	ND	3.5	1.1	ug/kg	
594-20-7	2,2-Dichloropropane	ND	3.5	1.1	ug/kg	
124-48-1	Dibromochloromethane	ND	3.5	0.71	ug/kg	
75-71-8	Dichlorodifluoromethane	ND	3.5	0.71	ug/kg	
156-59-2	cis-1,2-Dichloroethylene	ND	3.5	1.1	ug/kg	
10061-01-5	cis-1,3-Dichloropropene	ND	3.5	1.1	ug/kg	
541-73-1	m-Dichlorobenzene	ND	3.5	1.1	ug/kg	
95-50-1	o-Dichlorobenzene	ND	3.5	1.1	ug/kg	
106-46-7	p-Dichlorobenzene	ND	3.5	1.1	ug/kg	

ND = Not detected MDL - Method Detection Limit

RL = Reporting Limit

E = Indicates value exceeds calibration range

J = Indicates an estimated value

B = Indicates analyte found in associated method blank

N = Indicates presumptive evidence of a compound

## Report of Analysis

<b>Client Sample ID:</b>	KK23-2.7	<b>Date Sampled:</b>	07/25/11
<b>Lab Sample ID:</b>	C17161-5	<b>Date Received:</b>	07/26/11
<b>Matrix:</b>	SO - Soil	<b>Percent Solids:</b>	n/a <sup>a</sup>
<b>Method:</b>	SW846 8260B	<b>Project:</b> Romic Soil Investigation(Romic EPA) - 2081 Bay Road, East Palo Alto, CA	

**VOA 8260 List**

CAS No.	Compound	Result	RL	MDL	Units	Q
156-60-5	trans-1,2-Dichloroethylene	ND	3.5	1.1	ug/kg	
10061-02-6	trans-1,3-Dichloropropene	ND	3.5	1.1	ug/kg	
100-41-4	Ethylbenzene	ND	3.5	1.1	ug/kg	
637-92-3	Ethyl tert-Butyl Ether	ND	3.5	1.1	ug/kg	
591-78-6	2-Hexanone	ND	28	3.5	ug/kg	
87-68-3	Hexachlorobutadiene	ND	3.5	0.71	ug/kg	
98-82-8	Isopropylbenzene	ND	3.5	1.1	ug/kg	
99-87-6	p-Isopropyltoluene	ND	3.5	1.1	ug/kg	
108-10-1	4-Methyl-2-pentanone	ND	28	11	ug/kg	
74-83-9	Methyl bromide	ND	3.5	1.8	ug/kg	
74-87-3	Methyl chloride	ND	3.5	1.1	ug/kg	
74-95-3	Methylene bromide	ND	3.5	1.8	ug/kg	
75-09-2	Methylene chloride	ND	18	11	ug/kg	
78-93-3	Methyl ethyl ketone	ND	28	8.5	ug/kg	
1634-04-4	Methyl Tert Butyl Ether	ND	3.5	0.71	ug/kg	
91-20-3	Naphthalene	ND	3.5	1.1	ug/kg	
103-65-1	n-Propylbenzene	ND	3.5	1.1	ug/kg	
100-42-5	Styrene	ND	3.5	0.71	ug/kg	
994-05-8	Tert-Amyl Methyl Ether	ND	3.5	0.85	ug/kg	
75-65-0	Tert Butyl Alcohol	ND	28	7.1	ug/kg	
630-20-6	1,1,1,2-Tetrachloroethane	ND	3.5	0.71	ug/kg	
71-55-6	1,1,1-Trichloroethane	ND	3.5	1.1	ug/kg	
79-34-5	1,1,2,2-Tetrachloroethane	ND	3.5	0.71	ug/kg	
79-00-5	1,1,2-Trichloroethane	ND	3.5	0.71	ug/kg	
87-61-6	1,2,3-Trichlorobenzene	ND	3.5	1.1	ug/kg	
96-18-4	1,2,3-Trichloropropane	ND	3.5	1.1	ug/kg	
120-82-1	1,2,4-Trichlorobenzene	ND	3.5	1.1	ug/kg	
95-63-6	1,2,4-Trimethylbenzene	ND	3.5	1.1	ug/kg	
108-67-8	1,3,5-Trimethylbenzene	ND	3.5	1.1	ug/kg	
127-18-4	Tetrachloroethylene	ND	3.5	2.5	ug/kg	
108-88-3	Toluene	ND	3.5	1.1	ug/kg	
79-01-6	Trichloroethylene	ND	3.5	0.71	ug/kg	
75-69-4	Trichlorofluoromethane	ND	3.5	0.85	ug/kg	
75-01-4	Vinyl chloride	ND	3.5	1.8	ug/kg	
1330-20-7	Xylene (total)	ND	7.1	2.8	ug/kg	

CAS No.	Surrogate Recoveries	Run# 1	Run# 2	Limits
1868-53-7	Dibromofluoromethane	90%		60-130%
2037-26-5	Toluene-D8	101%		60-130%

ND = Not detected      MDL - Method Detection Limit  
 RL = Reporting Limit  
 E = Indicates value exceeds calibration range

J = Indicates an estimated value  
 B = Indicates analyte found in associated method blank  
 N = Indicates presumptive evidence of a compound



## Report of Analysis

<b>Client Sample ID:</b> KK23-2.7	
<b>Lab Sample ID:</b> C17161-5	<b>Date Sampled:</b> 07/25/11
<b>Matrix:</b> SO - Soil	<b>Date Received:</b> 07/26/11
<b>Method:</b> SW846 8260B	<b>Percent Solids:</b> n/a <sup>a</sup>
<b>Project:</b> Romic Soil Investigation(Romic EPA) - 2081 Bay Road, East Palo Alto, CA	

### VOA 8260 List

CAS No.	Surrogate Recoveries	Run# 1	Run# 2	Limits
460-00-4	4-Bromofluorobenzene	95%		60-130%

(a) All results reported on wet weight basis.

(b) CCV outside of control limits (biased high); not detected in sample.

ND = Not detected      MDL - Method Detection Limit  
 RL = Reporting Limit  
 E = Indicates value exceeds calibration range

J = Indicates an estimated value  
 B = Indicates analyte found in associated method blank  
 N = Indicates presumptive evidence of a compound

## Report of Analysis

<b>Client Sample ID:</b> KK23-2.7		<b>Date Sampled:</b> 07/25/11
<b>Lab Sample ID:</b> C17161-5		<b>Date Received:</b> 07/26/11
<b>Matrix:</b> SO - Soil		<b>Percent Solids:</b> n/a <sup>a</sup>
<b>Method:</b> SW846 8015B		
<b>Project:</b> Romic Soil Investigation(Romic EPA) - 2081 Bay Road, East Palo Alto, CA		

Run #	File ID	DF	Analyzed	By	Prep Date	Prep Batch	Analytical Batch
Run #1	JK21647.D	1	08/05/11	TT	n/a	n/a	GJK892
Run #2							

Run #	Initial Weight
Run #1	5.08 g
Run #2	

**TPH Volatiles**

CAS No.	Compound	Result	RL	MDL	Units	Q
	TPH-GRO (C6-C10)	ND	0.098	0.049	mg/kg	
CAS No.	Surrogate Recoveries	Run# 1	Run# 2	Limits		
98-08-8	aaa-Trifluorotoluene	87%		60-157%		

(a) All results reported on wet weight basis.

ND = Not detected      MDL - Method Detection Limit  
 RL = Reporting Limit  
 E = Indicates value exceeds calibration range

J = Indicates an estimated value  
 B = Indicates analyte found in associated method blank  
 N = Indicates presumptive evidence of a compound

## Report of Analysis

<b>Client Sample ID:</b> KK23-2.7		<b>Date Sampled:</b> 07/25/11
<b>Lab Sample ID:</b> C17161-5		<b>Date Received:</b> 07/26/11
<b>Matrix:</b> SO - Soil		<b>Percent Solids:</b> n/a <sup>a</sup>
<b>Method:</b> SW846 8015B M SW846 3545A		
<b>Project:</b> Romic Soil Investigation(Romic EPA) - 2081 Bay Road, East Palo Alto, CA		

Run #	File ID	DF	Analyzed	By	Prep Date	Prep Batch	Analytical Batch
Run #1	GG27216.D	1	07/28/11	JH	07/27/11	OP4309	GGG730
Run #2							

Run #	Initial Weight	Final Volume
Run #1	10.0 g	1.0 ml
Run #2		

### TPH Extractable w/ Silica Gel Cleanup

CAS No.	Compound	Result	RL	MDL	Units	Q
	TPH (C10-C28)	ND	10	5.0	mg/kg	
	TPH (> C28-C40)	ND	20	10	mg/kg	

CAS No.	Surrogate Recoveries	Run# 1	Run# 2	Limits
630-01-3	Hexacosane	55%		45-140%

(a) All results reported on wet weight basis.

ND = Not detected      MDL - Method Detection Limit  
 RL = Reporting Limit

J = Indicates an estimated value  
 B = Indicates analyte found in associated method blank  
 N = Indicates presumptive evidence of a compound

## Report of Analysis

<b>Client Sample ID:</b> KK23-2.7	<b>Date Sampled:</b> 07/25/11
<b>Lab Sample ID:</b> C17161-5	<b>Date Received:</b> 07/26/11
<b>Matrix:</b> SO - Soil	<b>Percent Solids:</b> n/a <sup>a</sup>
<b>Project:</b> Romic Soil Investigation(Romic EPA) - 2081 Bay Road, East Palo Alto, CA	

### Metals Analysis

Analyte	Result	RL	Units	DF	Prep	Analyzed By	Method	Prep Method
Cadmium	< 0.92	0.92	mg/kg	1	07/28/11	07/30/11 RS	SW846 6010B <sup>1</sup>	SW846 3050B <sup>2</sup>
Chromium	36.9	0.92	mg/kg	1	07/28/11	07/30/11 RS	SW846 6010B <sup>1</sup>	SW846 3050B <sup>2</sup>
Lead	5.4	1.8	mg/kg	1	07/28/11	07/30/11 RS	SW846 6010B <sup>1</sup>	SW846 3050B <sup>2</sup>

(1) Instrument QC Batch: MA2014

(2) Prep QC Batch: MP3776

(a) All results reported on wet weight basis.

RL = Reporting Limit

## Report of Analysis

<b>Client Sample ID:</b>	KK23A-2.7	
<b>Lab Sample ID:</b>	C17161-6	<b>Date Sampled:</b> 07/25/11
<b>Matrix:</b>	SO - Soil	<b>Date Received:</b> 07/26/11
<b>Method:</b>	SW846 8260B	<b>Percent Solids:</b> n/a <sup>a</sup>
<b>Project:</b>	Romic Soil Investigation(Romic EPA) - 2081 Bay Road, East Palo Alto, CA	

Run #	File ID	DF	Analyzed	By	Prep Date	Prep Batch	Analytical Batch
Run #1	M26284.D	1	08/05/11	TN	n/a	n/a	VM836
Run #2							

Run #	Initial Weight
Run #1	6.68 g
Run #2	

## VOA 8260 List

CAS No.	Compound	Result	RL	MDL	Units	Q
67-64-1	Acetone	ND	75	15	ug/kg	
71-43-2	Benzene	ND	3.7	1.1	ug/kg	
108-86-1	Bromobenzene	ND	3.7	1.1	ug/kg	
74-97-5	Bromochloromethane	ND	3.7	1.1	ug/kg	
75-27-4	Bromodichloromethane	ND	3.7	0.75	ug/kg	
75-25-2	Bromoform <sup>b</sup>	ND	3.7	0.75	ug/kg	
104-51-8	n-Butylbenzene	ND	3.7	1.1	ug/kg	
135-98-8	sec-Butylbenzene	ND	3.7	1.1	ug/kg	
98-06-6	tert-Butylbenzene	ND	3.7	1.1	ug/kg	
108-90-7	Chlorobenzene	ND	3.7	1.1	ug/kg	
75-00-3	Chloroethane	ND	3.7	1.1	ug/kg	
67-66-3	Chloroform	ND	3.7	1.1	ug/kg	
95-49-8	o-Chlorotoluene	ND	3.7	1.1	ug/kg	
106-43-4	p-Chlorotoluene	ND	3.7	1.1	ug/kg	
56-23-5	Carbon tetrachloride	ND	3.7	0.75	ug/kg	
75-34-3	1,1-Dichloroethane	ND	3.7	0.75	ug/kg	
75-35-4	1,1-Dichloroethylene	ND	3.7	1.1	ug/kg	
563-58-6	1,1-Dichloropropene	ND	3.7	1.1	ug/kg	
96-12-8	1,2-Dibromo-3-chloropropane	ND	3.7	0.75	ug/kg	
106-93-4	1,2-Dibromoethane	ND	3.7	0.75	ug/kg	
107-06-2	1,2-Dichloroethane	ND	3.7	1.1	ug/kg	
78-87-5	1,2-Dichloropropane	ND	3.7	1.1	ug/kg	
142-28-9	1,3-Dichloropropane	ND	3.7	1.1	ug/kg	
108-20-3	Di-Isopropyl ether	ND	3.7	1.1	ug/kg	
594-20-7	2,2-Dichloropropane	ND	3.7	1.1	ug/kg	
124-48-1	Dibromochloromethane	ND	3.7	0.75	ug/kg	
75-71-8	Dichlorodifluoromethane	ND	3.7	0.75	ug/kg	
156-59-2	cis-1,2-Dichloroethylene	ND	3.7	1.1	ug/kg	
10061-01-5	cis-1,3-Dichloropropene	ND	3.7	1.1	ug/kg	
541-73-1	m-Dichlorobenzene	ND	3.7	1.1	ug/kg	
95-50-1	o-Dichlorobenzene	ND	3.7	1.1	ug/kg	
106-46-7	p-Dichlorobenzene	ND	3.7	1.1	ug/kg	

ND = Not detected MDL - Method Detection Limit

RL = Reporting Limit

E = Indicates value exceeds calibration range

J = Indicates an estimated value

B = Indicates analyte found in associated method blank

N = Indicates presumptive evidence of a compound

## Report of Analysis

<b>Client Sample ID:</b>	KK23A-2.7		
<b>Lab Sample ID:</b>	C17161-6	<b>Date Sampled:</b>	07/25/11
<b>Matrix:</b>	SO - Soil	<b>Date Received:</b>	07/26/11
<b>Method:</b>	SW846 8260B	<b>Percent Solids:</b>	n/a <sup>a</sup>
<b>Project:</b>	Romic Soil Investigation(Romic EPA) - 2081 Bay Road, East Palo Alto, CA		

## VOA 8260 List

CAS No.	Compound	Result	RL	MDL	Units	Q
156-60-5	trans-1,2-Dichloroethylene	ND	3.7	1.1	ug/kg	
10061-02-6	trans-1,3-Dichloropropene	ND	3.7	1.1	ug/kg	
100-41-4	Ethylbenzene	ND	3.7	1.1	ug/kg	
637-92-3	Ethyl tert-Butyl Ether	ND	3.7	1.1	ug/kg	
591-78-6	2-Hexanone	ND	30	3.7	ug/kg	
87-68-3	Hexachlorobutadiene	ND	3.7	0.75	ug/kg	
98-82-8	Isopropylbenzene	ND	3.7	1.1	ug/kg	
99-87-6	p-Isopropyltoluene	ND	3.7	1.1	ug/kg	
108-10-1	4-Methyl-2-pentanone	ND	30	11	ug/kg	
74-83-9	Methyl bromide	ND	3.7	1.9	ug/kg	
74-87-3	Methyl chloride	ND	3.7	1.1	ug/kg	
74-95-3	Methylene bromide	ND	3.7	1.9	ug/kg	
75-09-2	Methylene chloride	ND	19	12	ug/kg	
78-93-3	Methyl ethyl ketone	ND	30	9.0	ug/kg	
1634-04-4	Methyl Tert Butyl Ether	ND	3.7	0.75	ug/kg	
91-20-3	Naphthalene	ND	3.7	1.1	ug/kg	
103-65-1	n-Propylbenzene	ND	3.7	1.1	ug/kg	
100-42-5	Styrene	ND	3.7	0.75	ug/kg	
994-05-8	Tert-Amyl Methyl Ether	ND	3.7	0.90	ug/kg	
75-65-0	Tert Butyl Alcohol	ND	30	7.5	ug/kg	
630-20-6	1,1,1,2-Tetrachloroethane	ND	3.7	0.75	ug/kg	
71-55-6	1,1,1-Trichloroethane	ND	3.7	1.1	ug/kg	
79-34-5	1,1,2,2-Tetrachloroethane	ND	3.7	0.75	ug/kg	
79-00-5	1,1,2-Trichloroethane	ND	3.7	0.75	ug/kg	
87-61-6	1,2,3-Trichlorobenzene	ND	3.7	1.1	ug/kg	
96-18-4	1,2,3-Trichloropropane	ND	3.7	1.1	ug/kg	
120-82-1	1,2,4-Trichlorobenzene	ND	3.7	1.1	ug/kg	
95-63-6	1,2,4-Trimethylbenzene	ND	3.7	1.1	ug/kg	
108-67-8	1,3,5-Trimethylbenzene	ND	3.7	1.1	ug/kg	
127-18-4	Tetrachloroethylene	ND	3.7	2.6	ug/kg	
108-88-3	Toluene	ND	3.7	1.1	ug/kg	
79-01-6	Trichloroethylene	ND	3.7	0.75	ug/kg	
75-69-4	Trichlorofluoromethane	ND	3.7	0.90	ug/kg	
75-01-4	Vinyl chloride	ND	3.7	1.9	ug/kg	
1330-20-7	Xylene (total)	ND	7.5	3.0	ug/kg	

CAS No.	Surrogate Recoveries	Run# 1	Run# 2	Limits
1868-53-7	Dibromofluoromethane	91%		60-130%
2037-26-5	Toluene-D8	102%		60-130%

ND = Not detected MDL - Method Detection Limit

RL = Reporting Limit

E = Indicates value exceeds calibration range

J = Indicates an estimated value

B = Indicates analyte found in associated method blank

N = Indicates presumptive evidence of a compound

## Report of Analysis

<b>Client Sample ID:</b> KK23A-2.7	
<b>Lab Sample ID:</b> C17161-6	<b>Date Sampled:</b> 07/25/11
<b>Matrix:</b> SO - Soil	<b>Date Received:</b> 07/26/11
<b>Method:</b> SW846 8260B	<b>Percent Solids:</b> n/a <sup>a</sup>
<b>Project:</b> Romic Soil Investigation(Romic EPA) - 2081 Bay Road, East Palo Alto, CA	

### VOA 8260 List

CAS No.	Surrogate Recoveries	Run# 1	Run# 2	Limits
460-00-4	4-Bromofluorobenzene	98%		60-130%

- (a) All results reported on wet weight basis.
- (b) CCV outside of control limits (biased high); not detected in sample.

ND = Not detected      MDL - Method Detection Limit  
 RL = Reporting Limit  
 E = Indicates value exceeds calibration range

J = Indicates an estimated value  
 B = Indicates analyte found in associated method blank  
 N = Indicates presumptive evidence of a compound

## Report of Analysis

<b>Client Sample ID:</b>	EE26-GW	<b>Date Sampled:</b>	07/25/11
<b>Lab Sample ID:</b>	C17161-7	<b>Date Received:</b>	07/26/11
<b>Matrix:</b>	AQ - Ground Water	<b>Percent Solids:</b>	n/a
<b>Method:</b>	SW846 8260B	<b>Project:</b> Romic Soil Investigation(Romic EPA) - 2081 Bay Road, East Palo Alto, CA	

Run #	File ID	DF	Analyzed	By	Prep Date	Prep Batch	Analytical Batch
Run #1 <sup>a</sup>	N23979.D	1	07/28/11	TF	n/a	n/a	VN800
Run #2							

Run #	Purge Volume
Run #1	10.0 ml
Run #2	

## VOA 8260 List

CAS No.	Compound	Result	RL	MDL	Units	Q
67-64-1	Acetone	ND	20	10	ug/l	
71-43-2	Benzene	ND	1.0	0.30	ug/l	
108-86-1	Bromobenzene	ND	1.0	0.30	ug/l	
74-97-5	Bromochloromethane	ND	1.0	0.50	ug/l	
75-27-4	Bromodichloromethane	ND	1.0	0.30	ug/l	
75-25-2	Bromoform	ND	1.0	0.50	ug/l	
104-51-8	n-Butylbenzene	ND	5.0	0.50	ug/l	
135-98-8	sec-Butylbenzene	ND	5.0	0.50	ug/l	
98-06-6	tert-Butylbenzene	ND	5.0	0.50	ug/l	
108-90-7	Chlorobenzene	ND	1.0	0.30	ug/l	
75-00-3	Chloroethane	ND	1.0	0.30	ug/l	
67-66-3	Chloroform	ND	1.0	0.30	ug/l	
95-49-8	o-Chlorotoluene	ND	5.0	0.50	ug/l	
106-43-4	p-Chlorotoluene	ND	5.0	0.50	ug/l	
56-23-5	Carbon tetrachloride	ND	1.0	0.20	ug/l	
75-34-3	1,1-Dichloroethane	0.58	1.0	0.30	ug/l	J
75-35-4	1,1-Dichloroethylene	0.76	1.0	0.20	ug/l	J
563-58-6	1,1-Dichloropropene	ND	1.0	0.30	ug/l	
96-12-8	1,2-Dibromo-3-chloropropane	ND	10	5.0	ug/l	
106-93-4	1,2-Dibromoethane	ND	1.0	0.20	ug/l	
107-06-2	1,2-Dichloroethane	1.5	1.0	0.30	ug/l	
78-87-5	1,2-Dichloropropane	ND	1.0	0.30	ug/l	
142-28-9	1,3-Dichloropropane	ND	1.0	0.30	ug/l	
108-20-3	Di-Isopropyl ether	ND	5.0	0.50	ug/l	
594-20-7	2,2-Dichloropropane	ND	1.0	0.30	ug/l	
124-48-1	Dibromochloromethane	ND	1.0	0.20	ug/l	
75-71-8	Dichlorodifluoromethane	ND	1.0	0.30	ug/l	
156-59-2	cis-1,2-Dichloroethylene	9.0	1.0	0.30	ug/l	
10061-01-5	cis-1,3-Dichloropropene	ND	1.0	0.50	ug/l	
541-73-1	m-Dichlorobenzene	ND	1.0	0.30	ug/l	
95-50-1	o-Dichlorobenzene	ND	1.0	0.30	ug/l	
106-46-7	p-Dichlorobenzene	ND	1.0	0.30	ug/l	

ND = Not detected MDL - Method Detection Limit

RL = Reporting Limit

E = Indicates value exceeds calibration range

J = Indicates an estimated value

B = Indicates analyte found in associated method blank

N = Indicates presumptive evidence of a compound



## Report of Analysis

<b>Client Sample ID:</b>	EE26-GW	<b>Date Sampled:</b>	07/25/11
<b>Lab Sample ID:</b>	C17161-7	<b>Date Received:</b>	07/26/11
<b>Matrix:</b>	AQ - Ground Water	<b>Percent Solids:</b>	n/a
<b>Method:</b>	SW846 8260B	<b>Project:</b> Romic Soil Investigation(Romic EPA) - 2081 Bay Road, East Palo Alto, CA	

**VOA 8260 List**

CAS No.	Compound	Result	RL	MDL	Units	Q
156-60-5	trans-1,2-Dichloroethylene	1.7	1.0	0.30	ug/l	
10061-02-6	trans-1,3-Dichloropropene	ND	1.0	0.20	ug/l	
100-41-4	Ethylbenzene	ND	1.0	0.30	ug/l	
637-92-3	Ethyl Tert Butyl Ether	ND	5.0	0.50	ug/l	
591-78-6	2-Hexanone	ND	20	10	ug/l	
87-68-3	Hexachlorobutadiene	ND	5.0	0.50	ug/l	
98-82-8	Isopropylbenzene	ND	1.0	0.20	ug/l	
99-87-6	p-Isopropyltoluene	ND	5.0	0.50	ug/l	
108-10-1	4-Methyl-2-pentanone	ND	20	5.0	ug/l	
74-83-9	Methyl bromide	ND	5.0	1.5	ug/l	
74-87-3	Methyl chloride	ND	1.0	0.30	ug/l	
74-95-3	Methylene bromide	ND	1.0	0.20	ug/l	
75-09-2	Methylene chloride	ND	20	5.0	ug/l	
78-93-3	Methyl ethyl ketone	ND	20	5.0	ug/l	
1634-04-4	Methyl Tert Butyl Ether	1.0	1.0	0.50	ug/l	
91-20-3	Naphthalene	ND	5.0	0.50	ug/l	
103-65-1	n-Propylbenzene	ND	5.0	0.50	ug/l	
100-42-5	Styrene	ND	1.0	0.20	ug/l	
994-05-8	Tert-Amyl Methyl Ether	ND	5.0	0.50	ug/l	
75-65-0	Tert-Butyl Alcohol	ND	10	5.0	ug/l	
630-20-6	1,1,1,2-Tetrachloroethane	ND	1.0	0.20	ug/l	
71-55-6	1,1,1-Trichloroethane	ND	1.0	0.20	ug/l	
79-34-5	1,1,2,2-Tetrachloroethane	ND	1.0	0.20	ug/l	
79-00-5	1,1,2-Trichloroethane	ND	1.0	0.20	ug/l	
87-61-6	1,2,3-Trichlorobenzene	ND	5.0	0.50	ug/l	
96-18-4	1,2,3-Trichloropropane	ND	5.0	0.50	ug/l	
120-82-1	1,2,4-Trichlorobenzene	ND	5.0	0.50	ug/l	
95-63-6	1,2,4-Trimethylbenzene	ND	5.0	0.50	ug/l	
108-67-8	1,3,5-Trimethylbenzene	ND	5.0	0.50	ug/l	
127-18-4	Tetrachloroethylene	ND	1.0	0.20	ug/l	
108-88-3	Toluene	ND	1.0	0.50	ug/l	
79-01-6	Trichloroethylene	56.5	1.0	0.30	ug/l	
75-69-4	Trichlorofluoromethane	ND	1.0	0.30	ug/l	
75-01-4	Vinyl chloride	0.50	1.0	0.30	ug/l	J
1330-20-7	Xylene (total)	ND	2.0	0.70	ug/l	

CAS No.	Surrogate Recoveries	Run# 1	Run# 2	Limits
1868-53-7	Dibromofluoromethane	101%		60-130%
2037-26-5	Toluene-D8	104%		60-130%

ND = Not detected      MDL - Method Detection Limit  
 RL = Reporting Limit  
 E = Indicates value exceeds calibration range

J = Indicates an estimated value  
 B = Indicates analyte found in associated method blank  
 N = Indicates presumptive evidence of a compound

## Report of Analysis

<b>Client Sample ID:</b> EE26-GW	
<b>Lab Sample ID:</b> C17161-7	<b>Date Sampled:</b> 07/25/11
<b>Matrix:</b> AQ - Ground Water	<b>Date Received:</b> 07/26/11
<b>Method:</b> SW846 8260B	<b>Percent Solids:</b> n/a
<b>Project:</b> Romic Soil Investigation(Romic EPA) - 2081 Bay Road, East Palo Alto, CA	

### VOA 8260 List

CAS No.	Surrogate Recoveries	Run# 1	Run# 2	Limits
460-00-4	4-Bromofluorobenzene	104%		60-130%

(a) Sample vial contained more than 0.5cm of sediment.

ND = Not detected      MDL - Method Detection Limit  
 RL = Reporting Limit  
 E = Indicates value exceeds calibration range

J = Indicates an estimated value  
 B = Indicates analyte found in associated method blank  
 N = Indicates presumptive evidence of a compound

## Report of Analysis

<b>Client Sample ID:</b>	EE26-GW	<b>Date Sampled:</b>	07/25/11
<b>Lab Sample ID:</b>	C17161-7	<b>Date Received:</b>	07/26/11
<b>Matrix:</b>	AQ - Ground Water	<b>Percent Solids:</b>	n/a
<b>Method:</b>	SW846 8270C SW846 3510C	<b>Project:</b> Romic Soil Investigation(Romic EPA) - 2081 Bay Road, East Palo Alto, CA	

Run #	File ID	DF	Analyzed	By	Prep Date	Prep Batch	Analytical Batch
Run #1	Y9054.D	1	07/28/11	MT	07/27/11	OP4317	EY432
Run #2							

Run #	Initial Volume	Final Volume
Run #1	1050 ml	1.0 ml
Run #2		

## ABN Full List

CAS No.	Compound	Result	RL	MDL	Units	Q
65-85-0	Benzoic Acid	ND	19	4.8	ug/l	
95-57-8	2-Chlorophenol	ND	9.5	4.8	ug/l	
59-50-7	4-Chloro-3-methyl phenol	ND	14	5.7	ug/l	
120-83-2	2,4-Dichlorophenol	ND	14	4.8	ug/l	
105-67-9	2,4-Dimethylphenol	ND	9.5	4.8	ug/l	
51-28-5	2,4-Dinitrophenol	ND	19	2.9	ug/l	
534-52-1	4,6-Dinitro-o-cresol	ND	19	1.9	ug/l	
95-48-7	2-Methylphenol	ND	9.5	4.8	ug/l	
	3&4-Methylphenol	ND	9.5	3.8	ug/l	
88-75-5	2-Nitrophenol	ND	14	4.8	ug/l	
100-02-7	4-Nitrophenol	ND	9.5	0.95	ug/l	
87-86-5	Pentachlorophenol	ND	9.5	2.9	ug/l	
108-95-2	Phenol	ND	9.5	2.9	ug/l	
95-95-4	2,4,5-Trichlorophenol	ND	14	5.7	ug/l	
88-06-2	2,4,6-Trichlorophenol	ND	14	5.7	ug/l	
83-32-9	Acenaphthene	ND	9.5	4.8	ug/l	
208-96-8	Acenaphthylene	ND	14	4.8	ug/l	
62-53-3	Aniline	ND	9.5	4.8	ug/l	
120-12-7	Anthracene	ND	9.5	3.8	ug/l	
103-33-3	Azobenzene	ND	9.5	4.8	ug/l	
92-87-5	Benzidine	ND	19	5.7	ug/l	
56-55-3	Benzo(a)anthracene	ND	9.5	1.9	ug/l	
50-32-8	Benzo(a)pyrene	ND	9.5	1.9	ug/l	
205-99-2	Benzo(b)fluoranthene	ND	9.5	1.9	ug/l	
191-24-2	Benzo(g,h,i)perylene	ND	9.5	1.9	ug/l	
207-08-9	Benzo(k)fluoranthene	ND	9.5	1.9	ug/l	
101-55-3	4-Bromophenyl phenyl ether	ND	14	5.7	ug/l	
85-68-7	Butyl benzyl phthalate	ND	9.5	2.9	ug/l	
100-51-6	Benzyl Alcohol	ND	9.5	4.8	ug/l	
91-58-7	2-Chloronaphthalene	ND	9.5	4.8	ug/l	
106-47-8	4-Chloroaniline	ND	9.5	4.8	ug/l	
86-74-8	Carbazole	ND	9.5	2.9	ug/l	

ND = Not detected MDL - Method Detection Limit

RL = Reporting Limit

E = Indicates value exceeds calibration range

J = Indicates an estimated value

B = Indicates analyte found in associated method blank

N = Indicates presumptive evidence of a compound

## Report of Analysis

<b>Client Sample ID:</b>	EE26-GW	<b>Date Sampled:</b>	07/25/11
<b>Lab Sample ID:</b>	C17161-7	<b>Date Received:</b>	07/26/11
<b>Matrix:</b>	AQ - Ground Water	<b>Percent Solids:</b>	n/a
<b>Method:</b>	SW846 8270C SW846 3510C		
<b>Project:</b>	Romic Soil Investigation(Romic EPA) - 2081 Bay Road,East Palo Alto,CA		

## ABN Full List

CAS No.	Compound	Result	RL	MDL	Units	Q
218-01-9	Chrysene	ND	9.5	1.9	ug/l	
111-91-1	bis(2-Chloroethoxy)methane	ND	14	4.8	ug/l	
111-44-4	bis(2-Chloroethyl)ether	ND	9.5	3.8	ug/l	
108-60-1	bis(2-Chloroisopropyl)ether	ND	9.5	3.8	ug/l	
7005-72-3	4-Chlorophenyl phenyl ether	ND	14	5.7	ug/l	
95-50-1	1,2-Dichlorobenzene	ND	9.5	3.8	ug/l	
541-73-1	1,3-Dichlorobenzene	ND	9.5	3.8	ug/l	
106-46-7	1,4-Dichlorobenzene	ND	9.5	3.8	ug/l	
121-14-2	2,4-Dinitrotoluene	ND	9.5	4.8	ug/l	
606-20-2	2,6-Dinitrotoluene	ND	14	5.7	ug/l	
91-94-1	3,3'-Dichlorobenzidine	ND	9.5	4.8	ug/l	
53-70-3	Dibenzo(a,h)anthracene	ND	9.5	1.9	ug/l	
132-64-9	Dibenzofuran	ND	14	4.8	ug/l	
122-39-4	Diphenylamine	ND	14	4.8	ug/l	
84-74-2	Di-n-butyl phthalate	ND	9.5	2.9	ug/l	
117-84-0	Di-n-octyl phthalate	ND	9.5	2.9	ug/l	
84-66-2	Diethyl phthalate	ND	9.5	4.8	ug/l	
131-11-3	Dimethyl phthalate	ND	9.5	3.8	ug/l	
117-81-7	bis(2-Ethylhexyl)phthalate	ND	9.5	2.9	ug/l	
206-44-0	Fluoranthene	ND	9.5	2.9	ug/l	
86-73-7	Fluorene	ND	14	5.7	ug/l	
118-74-1	Hexachlorobenzene	ND	14	4.8	ug/l	
87-68-3	Hexachlorobutadiene	ND	19	3.8	ug/l	
77-47-4	Hexachlorocyclopentadiene	ND	9.5	2.9	ug/l	
67-72-1	Hexachloroethane	ND	9.5	3.8	ug/l	
193-39-5	Indeno(1,2,3-cd)pyrene	ND	9.5	1.9	ug/l	
78-59-1	Isophorone	ND	14	4.8	ug/l	
90-12-0	1-Methylnaphthalene	ND	9.5	4.8	ug/l	
91-57-6	2-Methylnaphthalene	ND	9.5	4.8	ug/l	
88-74-4	2-Nitroaniline	ND	14	5.7	ug/l	
99-09-2	3-Nitroaniline	ND	9.5	4.8	ug/l	
100-01-6	4-Nitroaniline	ND	9.5	3.8	ug/l	
91-20-3	Naphthalene	ND	9.5	4.8	ug/l	
98-95-3	Nitrobenzene	ND	9.5	4.8	ug/l	
62-75-9	N-Nitrosodimethylamine	ND	19	2.9	ug/l	
621-64-7	N-Nitroso-di-n-propylamine	ND	9.5	4.8	ug/l	
85-01-8	Phenanthrene	ND	9.5	4.8	ug/l	
129-00-0	Pyrene	ND	9.5	2.9	ug/l	
110-86-1	Pyridine	ND	19	1.9	ug/l	
120-82-1	1,2,4-Trichlorobenzene	ND	9.5	3.8	ug/l	

ND = Not detected MDL - Method Detection Limit

RL = Reporting Limit

E = Indicates value exceeds calibration range

J = Indicates an estimated value

B = Indicates analyte found in associated method blank

N = Indicates presumptive evidence of a compound

## Report of Analysis

<b>Client Sample ID:</b>	EE26-GW	<b>Date Sampled:</b>	07/25/11
<b>Lab Sample ID:</b>	C17161-7	<b>Date Received:</b>	07/26/11
<b>Matrix:</b>	AQ - Ground Water	<b>Percent Solids:</b>	n/a
<b>Method:</b>	SW846 8270C SW846 3510C		
<b>Project:</b>	Romic Soil Investigation(Romic EPA) - 2081 Bay Road, East Palo Alto, CA		

**ABN Full List**

CAS No.	Surrogate Recoveries	Run# 1	Run# 2	Limits
367-12-4	2-Fluorophenol	2% <sup>a</sup>		10-100%
4165-62-2	Phenol-d5	1% <sup>a</sup>		7-100%
118-79-6	2,4,6-Tribromophenol	4% <sup>a</sup>		25-115%
4165-60-0	Nitrobenzene-d5	73%		25-100%
321-60-8	2-Fluorobiphenyl	73%		25-106%
1718-51-0	Terphenyl-d14	104%		35-130%

(a) Surrogate outside control limits due to matrix interference (Emulsion formed on acid phase during extraction process).

ND = Not detected      MDL - Method Detection Limit  
 RL = Reporting Limit  
 E = Indicates value exceeds calibration range

J = Indicates an estimated value  
 B = Indicates analyte found in associated method blank  
 N = Indicates presumptive evidence of a compound

## Report of Analysis

<b>Client Sample ID:</b> EE26-GW	
<b>Lab Sample ID:</b> C17161-7	<b>Date Sampled:</b> 07/25/11
<b>Matrix:</b> AQ - Ground Water	<b>Date Received:</b> 07/26/11
<b>Method:</b> SW846 8015B	<b>Percent Solids:</b> n/a
<b>Project:</b> Romic Soil Investigation(Romic EPA) - 2081 Bay Road, East Palo Alto, CA	

Run #	File ID	DF	Analyzed	By	Prep Date	Prep Batch	Analytical Batch
Run #1	JK21630.D	1	08/04/11	TT	n/a	n/a	GJK891
Run #2							

Run #	Purge Volume
Run #1	10.0 ml
Run #2	

### TPH Volatiles

CAS No.	Compound	Result	RL	MDL	Units	Q
	TPH-GRO (C6-C10)	0.0422	0.050	0.020	mg/l	J

CAS No.	Surrogate Recoveries	Run# 1	Run# 2	Limits
98-08-8	aaa-Trifluorotoluene	96%		64-153%

ND = Not detected      MDL - Method Detection Limit  
 RL = Reporting Limit

J = Indicates an estimated value  
 B = Indicates analyte found in associated method blank  
 N = Indicates presumptive evidence of a compound

## Report of Analysis

<b>Client Sample ID:</b>	EE26-GW	<b>Date Sampled:</b>	07/25/11
<b>Lab Sample ID:</b>	C17161-7	<b>Date Received:</b>	07/26/11
<b>Matrix:</b>	AQ - Ground Water	<b>Percent Solids:</b>	n/a
<b>Method:</b>	SW846 8081A SW846 3510C	<b>Project:</b> Romc Soil Investigation(Romc EPA) - 2081 Bay Road, East Palo Alto, CA	

Run #	File ID	DF	Analyzed	By	Prep Date	Prep Batch	Analytical Batch
Run #1 <sup>a</sup>	OO22989.D	3	07/31/11	RV	07/28/11	OP4323	G00733
Run #2							

Run #	Initial Volume	Final Volume
Run #1	1010 ml	1.0 ml
Run #2		

## Pesticide PPL List

CAS No.	Compound	Result	RL	MDL	Units	Q
309-00-2	Aldrin	ND	0.074	0.0089	ug/l	
319-84-6	alpha-BHC	ND	0.074	0.0089	ug/l	
319-85-7	beta-BHC	ND	0.074	0.012	ug/l	
319-86-8	delta-BHC	ND	0.074	0.012	ug/l	
58-89-9	gamma-BHC (Lindane)	ND	0.074	0.012	ug/l	
12789-03-6	Chlordane	ND	0.59	0.59	ug/l	
60-57-1	Dieldrin	ND	0.074	0.0089	ug/l	
72-54-8	4,4'-DDD	ND	0.074	0.0089	ug/l	
72-55-9	4,4'-DDE	ND	0.074	0.0089	ug/l	
50-29-3	4,4'-DDT	ND	0.074	0.0089	ug/l	
72-20-8	Endrin	ND	0.074	0.0089	ug/l	
7421-93-4	Endrin aldehyde	ND	0.074	0.0089	ug/l	
959-98-8	Endosulfan-I	ND	0.074	0.012	ug/l	
33213-65-9	Endosulfan-II	ND	0.074	0.012	ug/l	
1031-07-8	Endosulfan sulfate	ND	0.074	0.015	ug/l	
76-44-8	Heptachlor	ND	0.074	0.012	ug/l	
1024-57-3	Heptachlor epoxide	ND	0.074	0.012	ug/l	
72-43-5	Methoxychlor	ND	0.074	0.0089	ug/l	
8001-35-2	Toxaphene	ND	0.59	0.59	ug/l	

CAS No.	Surrogate Recoveries	Run# 1	Run# 2	Limits
877-09-8	Tetrachloro-m-xylene	44%		44-140%
877-09-8	Tetrachloro-m-xylene	53%		44-140%
2051-24-3	Decachlorobiphenyl	59%		44-140%
2051-24-3	Decachlorobiphenyl	68%		44-140%

(a) Reporting limits raised due to high concentration of non-target compounds (hydrocarbons).

ND = Not detected MDL - Method Detection Limit

RL = Reporting Limit

E = Indicates value exceeds calibration range

J = Indicates an estimated value

B = Indicates analyte found in associated method blank

N = Indicates presumptive evidence of a compound

## Report of Analysis

<b>Client Sample ID:</b> EE26-GW	
<b>Lab Sample ID:</b> C17161-7	<b>Date Sampled:</b> 07/25/11
<b>Matrix:</b> AQ - Ground Water	<b>Date Received:</b> 07/26/11
<b>Method:</b> SW846 8082 SW846 3510C	<b>Percent Solids:</b> n/a
<b>Project:</b> Romic Soil Investigation(Romic EPA) - 2081 Bay Road, East Palo Alto, CA	

Run #1	File ID	DF	Analyzed	By	Prep Date	Prep Batch	Analytical Batch
Run #1	PP20536.D	1	07/28/11	RV	07/28/11	OP4324	GPP694
Run #2							

Run #1	Initial Volume	Final Volume
Run #1	1010 ml	1.0 ml
Run #2		

**PCB List**

CAS No.	Compound	Result	RL	MDL	Units	Q
12674-11-2	Aroclor 1016	ND	0.099	0.020	ug/l	
11104-28-2	Aroclor 1221	ND	0.099	0.050	ug/l	
11141-16-5	Aroclor 1232	ND	0.099	0.050	ug/l	
53469-21-9	Aroclor 1242	ND	0.099	0.050	ug/l	
12672-29-6	Aroclor 1248	ND	0.099	0.050	ug/l	
11097-69-1	Aroclor 1254	ND	0.099	0.050	ug/l	
11096-82-5	Aroclor 1260	ND	0.099	0.030	ug/l	

CAS No.	Surrogate Recoveries	Run# 1	Run# 2	Limits
877-09-8	Tetrachloro-m-xylene	60%		41-134%
877-09-8	Tetrachloro-m-xylene	58%		41-134%
2051-24-3	Decachlorobiphenyl	74%		41-134%
2051-24-3	Decachlorobiphenyl	63%		41-134%

ND = Not detected      MDL - Method Detection Limit      J = Indicates an estimated value  
 RL = Reporting Limit      B = Indicates analyte found in associated method blank  
 E = Indicates value exceeds calibration range      N = Indicates presumptive evidence of a compound



## Report of Analysis

<b>Client Sample ID:</b> EE26-GW		<b>Date Sampled:</b> 07/25/11
<b>Lab Sample ID:</b> C17161-7		<b>Date Received:</b> 07/26/11
<b>Matrix:</b> AQ - Ground Water		<b>Percent Solids:</b> n/a
<b>Method:</b> SW846 8015B M SW846 3510C		
<b>Project:</b> Romic Soil Investigation(Romic EPA) - 2081 Bay Road, East Palo Alto, CA		

Run #	File ID	DF	Analyzed	By	Prep Date	Prep Batch	Analytical Batch
Run #1	GG27261.D	1	07/29/11	JH	07/28/11	OP4320	GGG731
Run #2							

Run #	Initial Volume	Final Volume
Run #1	960 ml	1.0 ml
Run #2		

### TPH Extractable w/ Silica Gel Cleanup

CAS No.	Compound	Result	RL	MDL	Units	Q
	TPH (C10-C28)	ND	0.10	0.052	mg/l	
	TPH (> C28-C40)	ND	0.21	0.10	mg/l	

CAS No.	Surrogate Recoveries	Run# 1	Run# 2	Limits
630-01-3	Hexacosane	57%		45-140%

ND = Not detected      MDL - Method Detection Limit  
 RL = Reporting Limit

J = Indicates an estimated value  
 B = Indicates analyte found in associated method blank  
 N = Indicates presumptive evidence of a compound

## Report of Analysis

<b>Client Sample ID:</b>	EE26-GW	<b>Date Sampled:</b>	07/25/11
<b>Lab Sample ID:</b>	C17161-7	<b>Date Received:</b>	07/26/11
<b>Matrix:</b>	AQ - Ground Water	<b>Percent Solids:</b>	n/a
<b>Project:</b>	Romic Soil Investigation(Romic EPA) - 2081 Bay Road,East Palo Alto,CA		

## Total Metals Analysis

Analyte	Result	RL	Units	DF	Prep	Analyzed By	Method	Prep Method
Antimony <sup>a</sup>	< 60	60	ug/l	10	07/27/11	07/27/11	RS	SW846 6010B <sup>1</sup> SW3010A <sup>3</sup>
Arsenic	74.2	20	ug/l	2	07/27/11	07/27/11	RS	SW846 6010B <sup>1</sup> SW3010A <sup>3</sup>
Barium	16700	400	ug/l	2	07/27/11	07/27/11	RS	SW846 6010B <sup>1</sup> SW3010A <sup>3</sup>
Beryllium	< 10	10	ug/l	2	07/27/11	07/27/11	RS	SW846 6010B <sup>1</sup> SW3010A <sup>3</sup>
Cadmium	15.2	4.0	ug/l	2	07/27/11	07/27/11	RS	SW846 6010B <sup>1</sup> SW3010A <sup>3</sup>
Chromium	658	20	ug/l	2	07/27/11	07/27/11	RS	SW846 6010B <sup>1</sup> SW3010A <sup>3</sup>
Cobalt	245	10	ug/l	2	07/27/11	07/27/11	RS	SW846 6010B <sup>1</sup> SW3010A <sup>3</sup>
Copper	391	20	ug/l	2	07/27/11	07/27/11	RS	SW846 6010B <sup>1</sup> SW3010A <sup>3</sup>
Lead	134	20	ug/l	2	07/27/11	07/27/11	RS	SW846 6010B <sup>1</sup> SW3010A <sup>3</sup>
Mercury	30.2	1.0	ug/l	5	07/27/11	07/27/11	PH	SW846 7470A <sup>2</sup> EPA 245.1/SW7470A <sup>4</sup>
Molybdenum	67.2	40	ug/l	2	07/27/11	07/27/11	RS	SW846 6010B <sup>1</sup> SW3010A <sup>3</sup>
Nickel	949	10	ug/l	2	07/27/11	07/27/11	RS	SW846 6010B <sup>1</sup> SW3010A <sup>3</sup>
Selenium	43.9	20	ug/l	2	07/27/11	07/27/11	RS	SW846 6010B <sup>1</sup> SW3010A <sup>3</sup>
Silver	45.0	10	ug/l	2	07/27/11	07/27/11	RS	SW846 6010B <sup>1</sup> SW3010A <sup>3</sup>
Thallium <sup>a</sup>	< 100	100	ug/l	10	07/27/11	07/27/11	RS	SW846 6010B <sup>1</sup> SW3010A <sup>3</sup>
Vanadium	457	20	ug/l	2	07/27/11	07/27/11	RS	SW846 6010B <sup>1</sup> SW3010A <sup>3</sup>
Zinc	927	40	ug/l	2	07/27/11	07/27/11	RS	SW846 6010B <sup>1</sup> SW3010A <sup>3</sup>

(1) Instrument QC Batch: MA2009

(2) Instrument QC Batch: MA2010

(3) Prep QC Batch: MP3772

(4) Prep QC Batch: MP3773

(a) Elevated reporting limit(s) due to matrix interference and/or dilution required for high interfering element.

RL = Reporting Limit

## Report of Analysis

<b>Client Sample ID:</b>	KK23-GW	
<b>Lab Sample ID:</b>	C17161-8	<b>Date Sampled:</b> 07/25/11
<b>Matrix:</b>	AQ - Ground Water	<b>Date Received:</b> 07/26/11
<b>Method:</b>	SW846 8260B	<b>Percent Solids:</b> n/a
<b>Project:</b>	Romic Soil Investigation(Romic EPA) - 2081 Bay Road, East Palo Alto, CA	

Run #	File ID	DF	Analyzed	By	Prep Date	Prep Batch	Analytical Batch
Run #1 <sup>a</sup>	N23980.D	1	07/28/11	TF	n/a	n/a	VN800
Run #2							

Run #	Purge Volume
Run #1	10.0 ml
Run #2	

## VOA 8260 List

CAS No.	Compound	Result	RL	MDL	Units	Q
67-64-1	Acetone	ND	20	10	ug/l	
71-43-2	Benzene	ND	1.0	0.30	ug/l	
108-86-1	Bromobenzene	ND	1.0	0.30	ug/l	
74-97-5	Bromochloromethane	ND	1.0	0.50	ug/l	
75-27-4	Bromodichloromethane	ND	1.0	0.30	ug/l	
75-25-2	Bromoform	ND	1.0	0.50	ug/l	
104-51-8	n-Butylbenzene	ND	5.0	0.50	ug/l	
135-98-8	sec-Butylbenzene	ND	5.0	0.50	ug/l	
98-06-6	tert-Butylbenzene	ND	5.0	0.50	ug/l	
108-90-7	Chlorobenzene	ND	1.0	0.30	ug/l	
75-00-3	Chloroethane	ND	1.0	0.30	ug/l	
67-66-3	Chloroform	ND	1.0	0.30	ug/l	
95-49-8	o-Chlorotoluene	ND	5.0	0.50	ug/l	
106-43-4	p-Chlorotoluene	ND	5.0	0.50	ug/l	
56-23-5	Carbon tetrachloride	ND	1.0	0.20	ug/l	
75-34-3	1,1-Dichloroethane	ND	1.0	0.30	ug/l	
75-35-4	1,1-Dichloroethylene	ND	1.0	0.20	ug/l	
563-58-6	1,1-Dichloropropene	ND	1.0	0.30	ug/l	
96-12-8	1,2-Dibromo-3-chloropropane	ND	10	5.0	ug/l	
106-93-4	1,2-Dibromoethane	ND	1.0	0.20	ug/l	
107-06-2	1,2-Dichloroethane	3.9	1.0	0.30	ug/l	
78-87-5	1,2-Dichloropropane	ND	1.0	0.30	ug/l	
142-28-9	1,3-Dichloropropane	ND	1.0	0.30	ug/l	
108-20-3	Di-Isopropyl ether	ND	5.0	0.50	ug/l	
594-20-7	2,2-Dichloropropane	ND	1.0	0.30	ug/l	
124-48-1	Dibromochloromethane	ND	1.0	0.20	ug/l	
75-71-8	Dichlorodifluoromethane	ND	1.0	0.30	ug/l	
156-59-2	cis-1,2-Dichloroethylene	ND	1.0	0.30	ug/l	
10061-01-5	cis-1,3-Dichloropropene	ND	1.0	0.50	ug/l	
541-73-1	m-Dichlorobenzene	ND	1.0	0.30	ug/l	
95-50-1	o-Dichlorobenzene	ND	1.0	0.30	ug/l	
106-46-7	p-Dichlorobenzene	ND	1.0	0.30	ug/l	

ND = Not detected MDL - Method Detection Limit

RL = Reporting Limit

E = Indicates value exceeds calibration range

J = Indicates an estimated value

B = Indicates analyte found in associated method blank

N = Indicates presumptive evidence of a compound

## Report of Analysis

<b>Client Sample ID:</b>	KK23-GW	<b>Date Sampled:</b>	07/25/11
<b>Lab Sample ID:</b>	C17161-8	<b>Date Received:</b>	07/26/11
<b>Matrix:</b>	AQ - Ground Water	<b>Percent Solids:</b>	n/a
<b>Method:</b>	SW846 8260B	<b>Project:</b> Romic Soil Investigation(Romic EPA) - 2081 Bay Road, East Palo Alto, CA	

**VOA 8260 List**

CAS No.	Compound	Result	RL	MDL	Units	Q
156-60-5	trans-1,2-Dichloroethylene	ND	1.0	0.30	ug/l	
10061-02-6	trans-1,3-Dichloropropene	ND	1.0	0.20	ug/l	
100-41-4	Ethylbenzene	ND	1.0	0.30	ug/l	
637-92-3	Ethyl Tert Butyl Ether	ND	5.0	0.50	ug/l	
591-78-6	2-Hexanone	ND	20	10	ug/l	
87-68-3	Hexachlorobutadiene	ND	5.0	0.50	ug/l	
98-82-8	Isopropylbenzene	ND	1.0	0.20	ug/l	
99-87-6	p-Isopropyltoluene	ND	5.0	0.50	ug/l	
108-10-1	4-Methyl-2-pentanone	ND	20	5.0	ug/l	
74-83-9	Methyl bromide	ND	5.0	1.5	ug/l	
74-87-3	Methyl chloride	ND	1.0	0.30	ug/l	
74-95-3	Methylene bromide	ND	1.0	0.20	ug/l	
75-09-2	Methylene chloride	ND	20	5.0	ug/l	
78-93-3	Methyl ethyl ketone	ND	20	5.0	ug/l	
1634-04-4	Methyl Tert Butyl Ether	1.5	1.0	0.50	ug/l	
91-20-3	Naphthalene	ND	5.0	0.50	ug/l	
103-65-1	n-Propylbenzene	ND	5.0	0.50	ug/l	
100-42-5	Styrene	ND	1.0	0.20	ug/l	
994-05-8	Tert-Amyl Methyl Ether	ND	5.0	0.50	ug/l	
75-65-0	Tert-Butyl Alcohol	ND	10	5.0	ug/l	
630-20-6	1,1,1,2-Tetrachloroethane	ND	1.0	0.20	ug/l	
71-55-6	1,1,1-Trichloroethane	ND	1.0	0.20	ug/l	
79-34-5	1,1,2,2-Tetrachloroethane	ND	1.0	0.20	ug/l	
79-00-5	1,1,2-Trichloroethane	0.44	1.0	0.20	ug/l	J
87-61-6	1,2,3-Trichlorobenzene	ND	5.0	0.50	ug/l	
96-18-4	1,2,3-Trichloropropane	ND	5.0	0.50	ug/l	
120-82-1	1,2,4-Trichlorobenzene	ND	5.0	0.50	ug/l	
95-63-6	1,2,4-Trimethylbenzene	ND	5.0	0.50	ug/l	
108-67-8	1,3,5-Trimethylbenzene	ND	5.0	0.50	ug/l	
127-18-4	Tetrachloroethylene	ND	1.0	0.20	ug/l	
108-88-3	Toluene	ND	1.0	0.50	ug/l	
79-01-6	Trichloroethylene	ND	1.0	0.30	ug/l	
75-69-4	Trichlorofluoromethane	ND	1.0	0.30	ug/l	
75-01-4	Vinyl chloride	ND	1.0	0.30	ug/l	
1330-20-7	Xylene (total)	ND	2.0	0.70	ug/l	

CAS No.	Surrogate Recoveries	Run# 1	Run# 2	Limits
1868-53-7	Dibromofluoromethane	103%		60-130%
2037-26-5	Toluene-D8	104%		60-130%

ND = Not detected      MDL - Method Detection Limit  
 RL = Reporting Limit  
 E = Indicates value exceeds calibration range

J = Indicates an estimated value  
 B = Indicates analyte found in associated method blank  
 N = Indicates presumptive evidence of a compound

## Report of Analysis

<b>Client Sample ID:</b> KK23-GW	
<b>Lab Sample ID:</b> C17161-8	<b>Date Sampled:</b> 07/25/11
<b>Matrix:</b> AQ - Ground Water	<b>Date Received:</b> 07/26/11
<b>Method:</b> SW846 8260B	<b>Percent Solids:</b> n/a
<b>Project:</b> Romic Soil Investigation(Romic EPA) - 2081 Bay Road, East Palo Alto, CA	

### VOA 8260 List

CAS No.	Surrogate Recoveries	Run# 1	Run# 2	Limits
460-00-4	4-Bromofluorobenzene	104%		60-130%

(a) Sample vial contained more than 0.5cm of sediment.

ND = Not detected      MDL - Method Detection Limit  
 RL = Reporting Limit  
 E = Indicates value exceeds calibration range

J = Indicates an estimated value  
 B = Indicates analyte found in associated method blank  
 N = Indicates presumptive evidence of a compound

## Report of Analysis

<b>Client Sample ID:</b> KK23-GW	<b>Date Sampled:</b> 07/25/11
<b>Lab Sample ID:</b> C17161-8	<b>Date Received:</b> 07/26/11
<b>Matrix:</b> AQ - Ground Water	<b>Percent Solids:</b> n/a
<b>Project:</b> Romic Soil Investigation(Romic EPA) - 2081 Bay Road, East Palo Alto, CA	

### Total Metals Analysis

Analyte	Result	RL	Units	DF	Prep	Analyzed By	Method	Prep Method
Cadmium	6.8	4.0	ug/l	2	07/27/11	07/27/11 RS	SW846 6010B <sup>1</sup>	SW3010A <sup>2</sup>
Chromium	695	20	ug/l	2	07/27/11	07/27/11 RS	SW846 6010B <sup>1</sup>	SW3010A <sup>2</sup>
Lead	109	20	ug/l	2	07/27/11	07/27/11 RS	SW846 6010B <sup>1</sup>	SW3010A <sup>2</sup>

(1) Instrument QC Batch: MA2009

(2) Prep QC Batch: MP3772

---

RL = Reporting Limit

## Report of Analysis

<b>Client Sample ID:</b> NN26-0.0		<b>Date Sampled:</b> 07/25/11
<b>Lab Sample ID:</b> C17161-9		<b>Date Received:</b> 07/26/11
<b>Matrix:</b> SO - Soil		<b>Percent Solids:</b> n/a <sup>a</sup>
<b>Method:</b> SW846 8015B		
<b>Project:</b> Romic Soil Investigation(Romic EPA) - 2081 Bay Road, East Palo Alto, CA		

Run #	File ID	DF	Analyzed	By	Prep Date	Prep Batch	Analytical Batch
Run #1	JK21648.D	1	08/05/11	TT	n/a	n/a	GJK892
Run #2							

Run #	Initial Weight
Run #1	5.21 g
Run #2	

**TPH Volatiles**

CAS No.	Compound	Result	RL	MDL	Units	Q
	TPH-GRO (C6-C10)	ND	0.096	0.048	mg/kg	
CAS No.	Surrogate Recoveries	Run# 1	Run# 2	Limits		
98-08-8	aaa-Trifluorotoluene	87%		60-157%		

(a) All results reported on wet weight basis.

ND = Not detected      MDL - Method Detection Limit  
 RL = Reporting Limit

J = Indicates an estimated value  
 B = Indicates analyte found in associated method blank  
 N = Indicates presumptive evidence of a compound

## Report of Analysis

<b>Client Sample ID:</b> NN26-0.0	<b>Date Sampled:</b> 07/25/11
<b>Lab Sample ID:</b> C17161-9	<b>Date Received:</b> 07/26/11
<b>Matrix:</b> SO - Soil	<b>Percent Solids:</b> n/a <sup>a</sup>
<b>Method:</b> SW846 8015B M SW846 3545A	
<b>Project:</b> Romic Soil Investigation(Romic EPA) - 2081 Bay Road, East Palo Alto, CA	

	File ID	DF	Analyzed	By	Prep Date	Prep Batch	Analytical Batch
Run #1	GG27274.D	1	07/29/11	JH	07/27/11	OP4318	GGG732
Run #2							

	Initial Weight	Final Volume
Run #1	10.0 g	1.0 ml
Run #2		

### TPH Extractable w/ Silica Gel Cleanup

CAS No.	Compound	Result	RL	MDL	Units	Q
	TPH (C10-C28)	ND	10	5.0	mg/kg	
	TPH (> C28-C40)	ND	20	10	mg/kg	

CAS No.	Surrogate Recoveries	Run# 1	Run# 2	Limits
630-01-3	Hexacosane	61%		45-140%

(a) All results reported on wet weight basis.

ND = Not detected      MDL - Method Detection Limit  
 RL = Reporting Limit  
 E = Indicates value exceeds calibration range

J = Indicates an estimated value  
 B = Indicates analyte found in associated method blank  
 N = Indicates presumptive evidence of a compound



## Report of Analysis

<b>Client Sample ID:</b> NN26-0.0	<b>Date Sampled:</b> 07/25/11
<b>Lab Sample ID:</b> C17161-9	<b>Date Received:</b> 07/26/11
<b>Matrix:</b> SO - Soil	<b>Percent Solids:</b> n/a <sup>a</sup>
<b>Project:</b> Romic Soil Investigation(Romic EPA) - 2081 Bay Road, East Palo Alto, CA	

### Metals Analysis

Analyte	Result	RL	Units	DF	Prep	Analyzed By	Method	Prep Method
Cadmium	< 0.90	0.90	mg/kg	1	07/28/11	07/30/11 RS	SW846 6010B <sup>1</sup>	SW846 3050B <sup>2</sup>
Chromium	38.5	0.90	mg/kg	1	07/28/11	07/30/11 RS	SW846 6010B <sup>1</sup>	SW846 3050B <sup>2</sup>
Lead	6.2	1.8	mg/kg	1	07/28/11	07/30/11 RS	SW846 6010B <sup>1</sup>	SW846 3050B <sup>2</sup>

(1) Instrument QC Batch: MA2014

(2) Prep QC Batch: MP3776

(a) All results reported on wet weight basis.

RL = Reporting Limit

## Report of Analysis

<b>Client Sample ID:</b>	NN26-2.5	<b>Date Sampled:</b>	07/25/11
<b>Lab Sample ID:</b>	C17161-10	<b>Date Received:</b>	07/26/11
<b>Matrix:</b>	SO - Soil	<b>Percent Solids:</b>	n/a <sup>a</sup>
<b>Method:</b>	SW846 8260B	<b>Project:</b> Romic Soil Investigation(Romic EPA) - 2081 Bay Road, East Palo Alto, CA	

Run #	File ID	DF	Analyzed	By	Prep Date	Prep Batch	Analytical Batch
Run #1	M26285.D	1	08/05/11	TN	n/a	n/a	VM836
Run #2							

Run #	Initial Weight
Run #1	6.78 g
Run #2	

## VOA 8260 List

CAS No.	Compound	Result	RL	MDL	Units	Q
67-64-1	Acetone	ND	74	15	ug/kg	
71-43-2	Benzene	ND	3.7	1.1	ug/kg	
108-86-1	Bromobenzene	ND	3.7	1.1	ug/kg	
74-97-5	Bromochloromethane	ND	3.7	1.1	ug/kg	
75-27-4	Bromodichloromethane	ND	3.7	0.74	ug/kg	
75-25-2	Bromoform <sup>b</sup>	ND	3.7	0.74	ug/kg	
104-51-8	n-Butylbenzene	ND	3.7	1.1	ug/kg	
135-98-8	sec-Butylbenzene	ND	3.7	1.1	ug/kg	
98-06-6	tert-Butylbenzene	ND	3.7	1.1	ug/kg	
108-90-7	Chlorobenzene	ND	3.7	1.1	ug/kg	
75-00-3	Chloroethane	ND	3.7	1.1	ug/kg	
67-66-3	Chloroform	ND	3.7	1.1	ug/kg	
95-49-8	o-Chlorotoluene	ND	3.7	1.1	ug/kg	
106-43-4	p-Chlorotoluene	ND	3.7	1.1	ug/kg	
56-23-5	Carbon tetrachloride	ND	3.7	0.74	ug/kg	
75-34-3	1,1-Dichloroethane	ND	3.7	0.74	ug/kg	
75-35-4	1,1-Dichloroethylene	ND	3.7	1.1	ug/kg	
563-58-6	1,1-Dichloropropene	ND	3.7	1.1	ug/kg	
96-12-8	1,2-Dibromo-3-chloropropane	ND	3.7	0.74	ug/kg	
106-93-4	1,2-Dibromoethane	ND	3.7	0.74	ug/kg	
107-06-2	1,2-Dichloroethane	ND	3.7	1.1	ug/kg	
78-87-5	1,2-Dichloropropane	ND	3.7	1.1	ug/kg	
142-28-9	1,3-Dichloropropane	ND	3.7	1.1	ug/kg	
108-20-3	Di-Isopropyl ether	ND	3.7	1.1	ug/kg	
594-20-7	2,2-Dichloropropane	ND	3.7	1.1	ug/kg	
124-48-1	Dibromochloromethane	ND	3.7	0.74	ug/kg	
75-71-8	Dichlorodifluoromethane	ND	3.7	0.74	ug/kg	
156-59-2	cis-1,2-Dichloroethylene	ND	3.7	1.1	ug/kg	
10061-01-5	cis-1,3-Dichloropropene	ND	3.7	1.1	ug/kg	
541-73-1	m-Dichlorobenzene	ND	3.7	1.1	ug/kg	
95-50-1	o-Dichlorobenzene	ND	3.7	1.1	ug/kg	
106-46-7	p-Dichlorobenzene	ND	3.7	1.1	ug/kg	

ND = Not detected MDL - Method Detection Limit

RL = Reporting Limit

E = Indicates value exceeds calibration range

J = Indicates an estimated value

B = Indicates analyte found in associated method blank

N = Indicates presumptive evidence of a compound

## Report of Analysis

<b>Client Sample ID:</b>	NN26-2.5	<b>Date Sampled:</b>	07/25/11
<b>Lab Sample ID:</b>	C17161-10	<b>Date Received:</b>	07/26/11
<b>Matrix:</b>	SO - Soil	<b>Percent Solids:</b>	n/a <sup>a</sup>
<b>Method:</b>	SW846 8260B		
<b>Project:</b>	Romic Soil Investigation(Romic EPA) - 2081 Bay Road, East Palo Alto, CA		

## VOA 8260 List

CAS No.	Compound	Result	RL	MDL	Units	Q
156-60-5	trans-1,2-Dichloroethylene	ND	3.7	1.1	ug/kg	
10061-02-6	trans-1,3-Dichloropropene	ND	3.7	1.1	ug/kg	
100-41-4	Ethylbenzene	ND	3.7	1.1	ug/kg	
637-92-3	Ethyl tert-Butyl Ether	ND	3.7	1.1	ug/kg	
591-78-6	2-Hexanone	ND	29	3.7	ug/kg	
87-68-3	Hexachlorobutadiene	ND	3.7	0.74	ug/kg	
98-82-8	Isopropylbenzene	ND	3.7	1.1	ug/kg	
99-87-6	p-Isopropyltoluene	ND	3.7	1.1	ug/kg	
108-10-1	4-Methyl-2-pentanone	ND	29	11	ug/kg	
74-83-9	Methyl bromide	ND	3.7	1.8	ug/kg	
74-87-3	Methyl chloride	ND	3.7	1.1	ug/kg	
74-95-3	Methylene bromide	ND	3.7	1.8	ug/kg	
75-09-2	Methylene chloride	ND	18	12	ug/kg	
78-93-3	Methyl ethyl ketone	ND	29	8.8	ug/kg	
1634-04-4	Methyl Tert Butyl Ether	ND	3.7	0.74	ug/kg	
91-20-3	Naphthalene	ND	3.7	1.1	ug/kg	
103-65-1	n-Propylbenzene	ND	3.7	1.1	ug/kg	
100-42-5	Styrene	ND	3.7	0.74	ug/kg	
994-05-8	Tert-Amyl Methyl Ether	ND	3.7	0.88	ug/kg	
75-65-0	Tert Butyl Alcohol	ND	29	7.4	ug/kg	
630-20-6	1,1,1,2-Tetrachloroethane	ND	3.7	0.74	ug/kg	
71-55-6	1,1,1-Trichloroethane	ND	3.7	1.1	ug/kg	
79-34-5	1,1,2,2-Tetrachloroethane	ND	3.7	0.74	ug/kg	
79-00-5	1,1,2-Trichloroethane	ND	3.7	0.74	ug/kg	
87-61-6	1,2,3-Trichlorobenzene	ND	3.7	1.1	ug/kg	
96-18-4	1,2,3-Trichloropropane	ND	3.7	1.1	ug/kg	
120-82-1	1,2,4-Trichlorobenzene	ND	3.7	1.1	ug/kg	
95-63-6	1,2,4-Trimethylbenzene	ND	3.7	1.1	ug/kg	
108-67-8	1,3,5-Trimethylbenzene	ND	3.7	1.1	ug/kg	
127-18-4	Tetrachloroethylene	ND	3.7	2.6	ug/kg	
108-88-3	Toluene	ND	3.7	1.1	ug/kg	
79-01-6	Trichloroethylene	ND	3.7	0.74	ug/kg	
75-69-4	Trichlorofluoromethane	ND	3.7	0.88	ug/kg	
75-01-4	Vinyl chloride	ND	3.7	1.8	ug/kg	
1330-20-7	Xylene (total)	ND	7.4	2.9	ug/kg	

CAS No.	Surrogate Recoveries	Run# 1	Run# 2	Limits
1868-53-7	Dibromofluoromethane	93%		60-130%
2037-26-5	Toluene-D8	105%		60-130%

ND = Not detected MDL - Method Detection Limit

RL = Reporting Limit

E = Indicates value exceeds calibration range

J = Indicates an estimated value

B = Indicates analyte found in associated method blank

N = Indicates presumptive evidence of a compound

## Report of Analysis

<b>Client Sample ID:</b>	NN26-2.5		
<b>Lab Sample ID:</b>	C17161-10	<b>Date Sampled:</b>	07/25/11
<b>Matrix:</b>	SO - Soil	<b>Date Received:</b>	07/26/11
<b>Method:</b>	SW846 8260B	<b>Percent Solids:</b>	n/a <sup>a</sup>
<b>Project:</b>	Romic Soil Investigation(Romic EPA) - 2081 Bay Road, East Palo Alto, CA		

### VOA 8260 List

CAS No.	Surrogate Recoveries	Run# 1	Run# 2	Limits
460-00-4	4-Bromofluorobenzene	96%		60-130%

- (a) All results reported on wet weight basis.
- (b) CCV outside of control limits (biased high); not detected in sample.

---

ND = Not detected      MDL - Method Detection Limit      J = Indicates an estimated value  
 RL = Reporting Limit      B = Indicates analyte found in associated method blank  
 E = Indicates value exceeds calibration range      N = Indicates presumptive evidence of a compound

## Report of Analysis

<b>Client Sample ID:</b> NN26-2.5	<b>Date Sampled:</b> 07/25/11
<b>Lab Sample ID:</b> C17161-10	<b>Date Received:</b> 07/26/11
<b>Matrix:</b> SO - Soil	<b>Percent Solids:</b> n/a <sup>a</sup>
<b>Method:</b> SW846 8015B	
<b>Project:</b> Romic Soil Investigation(Romic EPA) - 2081 Bay Road, East Palo Alto, CA	

Run #	File ID	DF	Analyzed	By	Prep Date	Prep Batch	Analytical Batch
Run #1	JK21649.D	1	08/05/11	TT	n/a	n/a	GJK892
Run #2							

Run #	Initial Weight
Run #1	5.00 g
Run #2	

### TPH Volatiles

CAS No.	Compound	Result	RL	MDL	Units	Q
	TPH-GRO (C6-C10)	ND	0.10	0.050	mg/kg	
CAS No.	Surrogate Recoveries	Run# 1	Run# 2	Limits		
98-08-8	aaa-Trifluorotoluene	75%		60-157%		

(a) All results reported on wet weight basis.

ND = Not detected      MDL - Method Detection Limit  
 RL = Reporting Limit  
 E = Indicates value exceeds calibration range

J = Indicates an estimated value  
 B = Indicates analyte found in associated method blank  
 N = Indicates presumptive evidence of a compound

## Report of Analysis

<b>Client Sample ID:</b> NN26-2.5	<b>Date Sampled:</b> 07/25/11
<b>Lab Sample ID:</b> C17161-10	<b>Date Received:</b> 07/26/11
<b>Matrix:</b> SO - Soil	<b>Percent Solids:</b> n/a <sup>a</sup>
<b>Method:</b> SW846 8015B M SW846 3545A	
<b>Project:</b> Romic Soil Investigation(Romic EPA) - 2081 Bay Road, East Palo Alto, CA	

Run #	File ID	DF	Analyzed	By	Prep Date	Prep Batch	Analytical Batch
Run #1	HH15682.D	3	07/30/11	JH	07/27/11	OP4318	GHH532
Run #2							

Run #	Initial Weight	Final Volume
Run #1	10.1 g	1.0 ml
Run #2		

### TPH Extractable w/ Silica Gel Cleanup

CAS No.	Compound	Result	RL	MDL	Units	Q
	TPH (C10-C28)	36.0	30	15	mg/kg	
	TPH (> C28-C40)	156	59	30	mg/kg	

CAS No.	Surrogate Recoveries	Run# 1	Run# 2	Limits
630-01-3	Hexacosane	70%		45-140%

(a) All results reported on wet weight basis.

ND = Not detected      MDL - Method Detection Limit  
 RL = Reporting Limit  
 E = Indicates value exceeds calibration range

J = Indicates an estimated value  
 B = Indicates analyte found in associated method blank  
 N = Indicates presumptive evidence of a compound

## Report of Analysis

<b>Client Sample ID:</b> NN26-2.5	<b>Date Sampled:</b> 07/25/11
<b>Lab Sample ID:</b> C17161-10	<b>Date Received:</b> 07/26/11
<b>Matrix:</b> SO - Soil	<b>Percent Solids:</b> n/a <sup>a</sup>
<b>Project:</b> Romic Soil Investigation(Romic EPA) - 2081 Bay Road, East Palo Alto, CA	

### Metals Analysis

Analyte	Result	RL	Units	DF	Prep	Analyzed By	Method	Prep Method
Cadmium	< 0.90	0.90	mg/kg	1	07/28/11	07/30/11 RS	SW846 6010B <sup>1</sup>	SW846 3050B <sup>2</sup>
Chromium	57.7	0.90	mg/kg	1	07/28/11	07/30/11 RS	SW846 6010B <sup>1</sup>	SW846 3050B <sup>2</sup>
Lead	28.0	1.8	mg/kg	1	07/28/11	07/30/11 RS	SW846 6010B <sup>1</sup>	SW846 3050B <sup>2</sup>

(1) Instrument QC Batch: MA2014

(2) Prep QC Batch: MP3776

(a) All results reported on wet weight basis.

RL = Reporting Limit

## Report of Analysis

<b>Client Sample ID:</b>	NN26A-2.5	<b>Date Sampled:</b>	07/25/11
<b>Lab Sample ID:</b>	C17161-11	<b>Date Received:</b>	07/26/11
<b>Matrix:</b>	SO - Soil	<b>Percent Solids:</b>	n/a <sup>a</sup>
<b>Method:</b>	SW846 8260B	<b>Project:</b> Romic Soil Investigation(Romic EPA) - 2081 Bay Road, East Palo Alto, CA	

Run #	File ID	DF	Analyzed	By	Prep Date	Prep Batch	Analytical Batch
Run #1	M26286.D	1	08/05/11	TN	n/a	n/a	VM836
Run #2							

Run #	Initial Weight
Run #1	6.58 g
Run #2	

## VOA 8260 List

CAS No.	Compound	Result	RL	MDL	Units	Q
67-64-1	Acetone	ND	76	15	ug/kg	
71-43-2	Benzene	ND	3.8	1.1	ug/kg	
108-86-1	Bromobenzene	ND	3.8	1.1	ug/kg	
74-97-5	Bromochloromethane	ND	3.8	1.1	ug/kg	
75-27-4	Bromodichloromethane	ND	3.8	0.76	ug/kg	
75-25-2	Bromoform <sup>b</sup>	ND	3.8	0.76	ug/kg	
104-51-8	n-Butylbenzene	ND	3.8	1.1	ug/kg	
135-98-8	sec-Butylbenzene	ND	3.8	1.1	ug/kg	
98-06-6	tert-Butylbenzene	ND	3.8	1.1	ug/kg	
108-90-7	Chlorobenzene	ND	3.8	1.1	ug/kg	
75-00-3	Chloroethane	ND	3.8	1.1	ug/kg	
67-66-3	Chloroform	ND	3.8	1.1	ug/kg	
95-49-8	o-Chlorotoluene	ND	3.8	1.1	ug/kg	
106-43-4	p-Chlorotoluene	ND	3.8	1.1	ug/kg	
56-23-5	Carbon tetrachloride	ND	3.8	0.76	ug/kg	
75-34-3	1,1-Dichloroethane	ND	3.8	0.76	ug/kg	
75-35-4	1,1-Dichloroethylene	ND	3.8	1.1	ug/kg	
563-58-6	1,1-Dichloropropene	ND	3.8	1.1	ug/kg	
96-12-8	1,2-Dibromo-3-chloropropane	ND	3.8	0.76	ug/kg	
106-93-4	1,2-Dibromoethane	ND	3.8	0.76	ug/kg	
107-06-2	1,2-Dichloroethane	ND	3.8	1.1	ug/kg	
78-87-5	1,2-Dichloropropane	ND	3.8	1.1	ug/kg	
142-28-9	1,3-Dichloropropane	ND	3.8	1.1	ug/kg	
108-20-3	Di-Isopropyl ether	ND	3.8	1.1	ug/kg	
594-20-7	2,2-Dichloropropane	ND	3.8	1.1	ug/kg	
124-48-1	Dibromochloromethane	ND	3.8	0.76	ug/kg	
75-71-8	Dichlorodifluoromethane	ND	3.8	0.76	ug/kg	
156-59-2	cis-1,2-Dichloroethylene	ND	3.8	1.1	ug/kg	
10061-01-5	cis-1,3-Dichloropropene	ND	3.8	1.1	ug/kg	
541-73-1	m-Dichlorobenzene	ND	3.8	1.1	ug/kg	
95-50-1	o-Dichlorobenzene	ND	3.8	1.1	ug/kg	
106-46-7	p-Dichlorobenzene	ND	3.8	1.1	ug/kg	

ND = Not detected MDL - Method Detection Limit

RL = Reporting Limit

E = Indicates value exceeds calibration range

J = Indicates an estimated value

B = Indicates analyte found in associated method blank

N = Indicates presumptive evidence of a compound



## Report of Analysis

<b>Client Sample ID:</b>	NN26A-2.5	<b>Date Sampled:</b>	07/25/11
<b>Lab Sample ID:</b>	C17161-11	<b>Date Received:</b>	07/26/11
<b>Matrix:</b>	SO - Soil	<b>Percent Solids:</b>	n/a <sup>a</sup>
<b>Method:</b>	SW846 8260B	<b>Project:</b> Romic Soil Investigation(Romic EPA) - 2081 Bay Road, East Palo Alto, CA	

**VOA 8260 List**

CAS No.	Compound	Result	RL	MDL	Units	Q
156-60-5	trans-1,2-Dichloroethylene	ND	3.8	1.1	ug/kg	
10061-02-6	trans-1,3-Dichloropropene	ND	3.8	1.1	ug/kg	
100-41-4	Ethylbenzene	ND	3.8	1.1	ug/kg	
637-92-3	Ethyl tert-Butyl Ether	ND	3.8	1.1	ug/kg	
591-78-6	2-Hexanone	ND	30	3.8	ug/kg	
87-68-3	Hexachlorobutadiene	ND	3.8	0.76	ug/kg	
98-82-8	Isopropylbenzene	ND	3.8	1.1	ug/kg	
99-87-6	p-Isopropyltoluene	ND	3.8	1.1	ug/kg	
108-10-1	4-Methyl-2-pentanone	ND	30	11	ug/kg	
74-83-9	Methyl bromide	ND	3.8	1.9	ug/kg	
74-87-3	Methyl chloride	ND	3.8	1.1	ug/kg	
74-95-3	Methylene bromide	ND	3.8	1.9	ug/kg	
75-09-2	Methylene chloride	ND	19	12	ug/kg	
78-93-3	Methyl ethyl ketone	ND	30	9.1	ug/kg	
1634-04-4	Methyl Tert Butyl Ether	ND	3.8	0.76	ug/kg	
91-20-3	Naphthalene	ND	3.8	1.1	ug/kg	
103-65-1	n-Propylbenzene	ND	3.8	1.1	ug/kg	
100-42-5	Styrene	ND	3.8	0.76	ug/kg	
994-05-8	Tert-Amyl Methyl Ether	ND	3.8	0.91	ug/kg	
75-65-0	Tert Butyl Alcohol	ND	30	7.6	ug/kg	
630-20-6	1,1,1,2-Tetrachloroethane	ND	3.8	0.76	ug/kg	
71-55-6	1,1,1-Trichloroethane	ND	3.8	1.1	ug/kg	
79-34-5	1,1,2,2-Tetrachloroethane	ND	3.8	0.76	ug/kg	
79-00-5	1,1,2-Trichloroethane	ND	3.8	0.76	ug/kg	
87-61-6	1,2,3-Trichlorobenzene	ND	3.8	1.1	ug/kg	
96-18-4	1,2,3-Trichloropropane	ND	3.8	1.1	ug/kg	
120-82-1	1,2,4-Trichlorobenzene	ND	3.8	1.1	ug/kg	
95-63-6	1,2,4-Trimethylbenzene	ND	3.8	1.1	ug/kg	
108-67-8	1,3,5-Trimethylbenzene	ND	3.8	1.1	ug/kg	
127-18-4	Tetrachloroethylene	ND	3.8	2.7	ug/kg	
108-88-3	Toluene	ND	3.8	1.1	ug/kg	
79-01-6	Trichloroethylene	ND	3.8	0.76	ug/kg	
75-69-4	Trichlorofluoromethane	ND	3.8	0.91	ug/kg	
75-01-4	Vinyl chloride	ND	3.8	1.9	ug/kg	
1330-20-7	Xylene (total)	ND	7.6	3.0	ug/kg	

CAS No.	Surrogate Recoveries	Run# 1	Run# 2	Limits
1868-53-7	Dibromofluoromethane	94%		60-130%
2037-26-5	Toluene-D8	105%		60-130%

ND = Not detected      MDL - Method Detection Limit  
 RL = Reporting Limit  
 E = Indicates value exceeds calibration range

J = Indicates an estimated value  
 B = Indicates analyte found in associated method blank  
 N = Indicates presumptive evidence of a compound

## Report of Analysis

<b>Client Sample ID:</b>	NN26A-2.5	<b>Date Sampled:</b>	07/25/11
<b>Lab Sample ID:</b>	C17161-11	<b>Date Received:</b>	07/26/11
<b>Matrix:</b>	SO - Soil	<b>Percent Solids:</b>	n/a <sup>a</sup>
<b>Method:</b>	SW846 8260B	<b>Project:</b> Romic Soil Investigation(Romic EPA) - 2081 Bay Road, East Palo Alto, CA	

### VOA 8260 List

CAS No.	Surrogate Recoveries	Run# 1	Run# 2	Limits
460-00-4	4-Bromofluorobenzene	97%		60-130%

(a) All results reported on wet weight basis.

(b) CCV outside of control limits (biased high); not detected in sample.

ND = Not detected      MDL - Method Detection Limit  
 RL = Reporting Limit  
 E = Indicates value exceeds calibration range

J = Indicates an estimated value  
 B = Indicates analyte found in associated method blank  
 N = Indicates presumptive evidence of a compound

## Report of Analysis

<b>Client Sample ID:</b>	NN26-GW	<b>Date Sampled:</b>	07/25/11
<b>Lab Sample ID:</b>	C17161-12	<b>Date Received:</b>	07/26/11
<b>Matrix:</b>	AQ - Ground Water	<b>Percent Solids:</b>	n/a
<b>Method:</b>	SW846 8260B	<b>Project:</b> Romic Soil Investigation(Romic EPA) - 2081 Bay Road, East Palo Alto, CA	

Run #	File ID	DF	Analyzed	By	Prep Date	Prep Batch	Analytical Batch
Run #1	N23981.D	1	07/28/11	TF	n/a	n/a	VN800
Run #2							

Run #	Purge Volume
Run #1	10.0 ml
Run #2	

## VOA 8260 List

CAS No.	Compound	Result	RL	MDL	Units	Q
67-64-1	Acetone	ND	20	10	ug/l	
71-43-2	Benzene	ND	1.0	0.30	ug/l	
108-86-1	Bromobenzene	ND	1.0	0.30	ug/l	
74-97-5	Bromochloromethane	ND	1.0	0.50	ug/l	
75-27-4	Bromodichloromethane	ND	1.0	0.30	ug/l	
75-25-2	Bromoform	ND	1.0	0.50	ug/l	
104-51-8	n-Butylbenzene	ND	5.0	0.50	ug/l	
135-98-8	sec-Butylbenzene	ND	5.0	0.50	ug/l	
98-06-6	tert-Butylbenzene	ND	5.0	0.50	ug/l	
108-90-7	Chlorobenzene	ND	1.0	0.30	ug/l	
75-00-3	Chloroethane	ND	1.0	0.30	ug/l	
67-66-3	Chloroform	ND	1.0	0.30	ug/l	
95-49-8	o-Chlorotoluene	ND	5.0	0.50	ug/l	
106-43-4	p-Chlorotoluene	ND	5.0	0.50	ug/l	
56-23-5	Carbon tetrachloride	ND	1.0	0.20	ug/l	
75-34-3	1,1-Dichloroethane	ND	1.0	0.30	ug/l	
75-35-4	1,1-Dichloroethylene	ND	1.0	0.20	ug/l	
563-58-6	1,1-Dichloropropene	ND	1.0	0.30	ug/l	
96-12-8	1,2-Dibromo-3-chloropropane	ND	10	5.0	ug/l	
106-93-4	1,2-Dibromoethane	ND	1.0	0.20	ug/l	
107-06-2	1,2-Dichloroethane	ND	1.0	0.30	ug/l	
78-87-5	1,2-Dichloropropane	ND	1.0	0.30	ug/l	
142-28-9	1,3-Dichloropropane	ND	1.0	0.30	ug/l	
108-20-3	Di-Isopropyl ether	ND	5.0	0.50	ug/l	
594-20-7	2,2-Dichloropropane	ND	1.0	0.30	ug/l	
124-48-1	Dibromochloromethane	ND	1.0	0.20	ug/l	
75-71-8	Dichlorodifluoromethane	ND	1.0	0.30	ug/l	
156-59-2	cis-1,2-Dichloroethylene	ND	1.0	0.30	ug/l	
10061-01-5	cis-1,3-Dichloropropene	ND	1.0	0.50	ug/l	
541-73-1	m-Dichlorobenzene	ND	1.0	0.30	ug/l	
95-50-1	o-Dichlorobenzene	ND	1.0	0.30	ug/l	
106-46-7	p-Dichlorobenzene	ND	1.0	0.30	ug/l	

ND = Not detected MDL - Method Detection Limit

RL = Reporting Limit

E = Indicates value exceeds calibration range

J = Indicates an estimated value

B = Indicates analyte found in associated method blank

N = Indicates presumptive evidence of a compound

## Report of Analysis

<b>Client Sample ID:</b>	NN26-GW	<b>Date Sampled:</b>	07/25/11
<b>Lab Sample ID:</b>	C17161-12	<b>Date Received:</b>	07/26/11
<b>Matrix:</b>	AQ - Ground Water	<b>Percent Solids:</b>	n/a
<b>Method:</b>	SW846 8260B	<b>Project:</b> Romic Soil Investigation(Romic EPA) - 2081 Bay Road,East Palo Alto,CA	

## VOA 8260 List

CAS No.	Compound	Result	RL	MDL	Units	Q
156-60-5	trans-1,2-Dichloroethylene	ND	1.0	0.30	ug/l	
10061-02-6	trans-1,3-Dichloropropene	ND	1.0	0.20	ug/l	
100-41-4	Ethylbenzene	ND	1.0	0.30	ug/l	
637-92-3	Ethyl Tert Butyl Ether	ND	5.0	0.50	ug/l	
591-78-6	2-Hexanone	ND	20	10	ug/l	
87-68-3	Hexachlorobutadiene	ND	5.0	0.50	ug/l	
98-82-8	Isopropylbenzene	ND	1.0	0.20	ug/l	
99-87-6	p-Isopropyltoluene	ND	5.0	0.50	ug/l	
108-10-1	4-Methyl-2-pentanone	ND	20	5.0	ug/l	
74-83-9	Methyl bromide	ND	5.0	1.5	ug/l	
74-87-3	Methyl chloride	ND	1.0	0.30	ug/l	
74-95-3	Methylene bromide	ND	1.0	0.20	ug/l	
75-09-2	Methylene chloride	ND	20	5.0	ug/l	
78-93-3	Methyl ethyl ketone	ND	20	5.0	ug/l	
1634-04-4	Methyl Tert Butyl Ether	ND	1.0	0.50	ug/l	
91-20-3	Naphthalene	ND	5.0	0.50	ug/l	
103-65-1	n-Propylbenzene	ND	5.0	0.50	ug/l	
100-42-5	Styrene	ND	1.0	0.20	ug/l	
994-05-8	Tert-Amyl Methyl Ether	ND	5.0	0.50	ug/l	
75-65-0	Tert-Butyl Alcohol	ND	10	5.0	ug/l	
630-20-6	1,1,1,2-Tetrachloroethane	ND	1.0	0.20	ug/l	
71-55-6	1,1,1-Trichloroethane	ND	1.0	0.20	ug/l	
79-34-5	1,1,2,2-Tetrachloroethane	ND	1.0	0.20	ug/l	
79-00-5	1,1,2-Trichloroethane	ND	1.0	0.20	ug/l	
87-61-6	1,2,3-Trichlorobenzene	ND	5.0	0.50	ug/l	
96-18-4	1,2,3-Trichloropropane	ND	5.0	0.50	ug/l	
120-82-1	1,2,4-Trichlorobenzene	ND	5.0	0.50	ug/l	
95-63-6	1,2,4-Trimethylbenzene	ND	5.0	0.50	ug/l	
108-67-8	1,3,5-Trimethylbenzene	ND	5.0	0.50	ug/l	
127-18-4	Tetrachloroethylene	ND	1.0	0.20	ug/l	
108-88-3	Toluene	ND	1.0	0.50	ug/l	
79-01-6	Trichloroethylene	ND	1.0	0.30	ug/l	
75-69-4	Trichlorofluoromethane	ND	1.0	0.30	ug/l	
75-01-4	Vinyl chloride	ND	1.0	0.30	ug/l	
1330-20-7	Xylene (total)	ND	2.0	0.70	ug/l	

CAS No.	Surrogate Recoveries	Run# 1	Run# 2	Limits
1868-53-7	Dibromofluoromethane	103%		60-130%
2037-26-5	Toluene-D8	103%		60-130%

ND = Not detected MDL - Method Detection Limit

RL = Reporting Limit

E = Indicates value exceeds calibration range

J = Indicates an estimated value

B = Indicates analyte found in associated method blank

N = Indicates presumptive evidence of a compound

## Report of Analysis

<b>Client Sample ID:</b> NN26-GW	
<b>Lab Sample ID:</b> C17161-12	<b>Date Sampled:</b> 07/25/11
<b>Matrix:</b> AQ - Ground Water	<b>Date Received:</b> 07/26/11
<b>Method:</b> SW846 8260B	<b>Percent Solids:</b> n/a
<b>Project:</b> Romic Soil Investigation(Romic EPA) - 2081 Bay Road, East Palo Alto, CA	

### VOA 8260 List

CAS No.	Surrogate Recoveries	Run# 1	Run# 2	Limits
460-00-4	4-Bromofluorobenzene	102%		60-130%

ND = Not detected      MDL - Method Detection Limit  
 RL = Reporting Limit

J = Indicates an estimated value  
 B = Indicates analyte found in associated method blank  
 N = Indicates presumptive evidence of a compound

## Report of Analysis

<b>Client Sample ID:</b> NN26-GW	<b>Date Sampled:</b> 07/25/11
<b>Lab Sample ID:</b> C17161-12	<b>Date Received:</b> 07/26/11
<b>Matrix:</b> AQ - Ground Water	<b>Percent Solids:</b> n/a
<b>Project:</b> Romic Soil Investigation(Romic EPA) - 2081 Bay Road, East Palo Alto, CA	

### Total Metals Analysis

Analyte	Result	RL	Units	DF	Prep	Analyzed By	Method	Prep Method
Cadmium	24.3	4.0	ug/l	2	07/27/11	07/27/11 RS	SW846 6010B <sup>1</sup>	SW3010A <sup>2</sup>
Chromium	610	20	ug/l	2	07/27/11	07/27/11 RS	SW846 6010B <sup>1</sup>	SW3010A <sup>2</sup>
Lead	177	20	ug/l	2	07/27/11	07/27/11 RS	SW846 6010B <sup>1</sup>	SW3010A <sup>2</sup>

(1) Instrument QC Batch: MA2009

(2) Prep QC Batch: MP3772

RL = Reporting Limit

## Report of Analysis

<b>Client Sample ID:</b>	KK26-0.1	
<b>Lab Sample ID:</b>	C17161-13	<b>Date Sampled:</b> 07/25/11
<b>Matrix:</b>	SO - Soil	<b>Date Received:</b> 07/26/11
<b>Method:</b>	SW846 8260B	<b>Percent Solids:</b> n/a <sup>a</sup>
<b>Project:</b>	Romic Soil Investigation(Romic EPA) - 2081 Bay Road, East Palo Alto, CA	

Run #	File ID	DF	Analyzed	By	Prep Date	Prep Batch	Analytical Batch
Run #1	M26287.D	1	08/05/11	TN	n/a	n/a	VM836
Run #2							

Run #	Initial Weight
Run #1	3.71 g
Run #2	

## VOA 8260 List

CAS No.	Compound	Result	RL	MDL	Units	Q
67-64-1	Acetone	ND	130	27	ug/kg	
71-43-2	Benzene	ND	6.7	2.0	ug/kg	
108-86-1	Bromobenzene	ND	6.7	2.0	ug/kg	
74-97-5	Bromochloromethane	ND	6.7	2.0	ug/kg	
75-27-4	Bromodichloromethane	ND	6.7	1.3	ug/kg	
75-25-2	Bromoform <sup>b</sup>	ND	6.7	1.3	ug/kg	
104-51-8	n-Butylbenzene	ND	6.7	2.0	ug/kg	
135-98-8	sec-Butylbenzene	ND	6.7	2.0	ug/kg	
98-06-6	tert-Butylbenzene	ND	6.7	2.0	ug/kg	
108-90-7	Chlorobenzene	ND	6.7	2.0	ug/kg	
75-00-3	Chloroethane	ND	6.7	2.0	ug/kg	
67-66-3	Chloroform	ND	6.7	2.0	ug/kg	
95-49-8	o-Chlorotoluene	ND	6.7	2.0	ug/kg	
106-43-4	p-Chlorotoluene	ND	6.7	2.0	ug/kg	
56-23-5	Carbon tetrachloride	ND	6.7	1.3	ug/kg	
75-34-3	1,1-Dichloroethane	ND	6.7	1.3	ug/kg	
75-35-4	1,1-Dichloroethylene	ND	6.7	2.0	ug/kg	
563-58-6	1,1-Dichloropropene	ND	6.7	2.0	ug/kg	
96-12-8	1,2-Dibromo-3-chloropropane	ND	6.7	1.3	ug/kg	
106-93-4	1,2-Dibromoethane	ND	6.7	1.3	ug/kg	
107-06-2	1,2-Dichloroethane	ND	6.7	2.0	ug/kg	
78-87-5	1,2-Dichloropropane	ND	6.7	2.0	ug/kg	
142-28-9	1,3-Dichloropropane	ND	6.7	2.0	ug/kg	
108-20-3	Di-Isopropyl ether	ND	6.7	2.0	ug/kg	
594-20-7	2,2-Dichloropropane	ND	6.7	2.0	ug/kg	
124-48-1	Dibromochloromethane	ND	6.7	1.3	ug/kg	
75-71-8	Dichlorodifluoromethane	ND	6.7	1.3	ug/kg	
156-59-2	cis-1,2-Dichloroethylene	ND	6.7	2.0	ug/kg	
10061-01-5	cis-1,3-Dichloropropene	ND	6.7	2.0	ug/kg	
541-73-1	m-Dichlorobenzene	ND	6.7	2.0	ug/kg	
95-50-1	o-Dichlorobenzene	ND	6.7	2.0	ug/kg	
106-46-7	p-Dichlorobenzene	ND	6.7	2.0	ug/kg	

ND = Not detected MDL - Method Detection Limit

RL = Reporting Limit

E = Indicates value exceeds calibration range

J = Indicates an estimated value

B = Indicates analyte found in associated method blank

N = Indicates presumptive evidence of a compound

## Report of Analysis

<b>Client Sample ID:</b>	KK26-0.1	<b>Date Sampled:</b>	07/25/11
<b>Lab Sample ID:</b>	C17161-13	<b>Date Received:</b>	07/26/11
<b>Matrix:</b>	SO - Soil	<b>Percent Solids:</b>	n/a <sup>a</sup>
<b>Method:</b>	SW846 8260B	<b>Project:</b> Romic Soil Investigation(Romic EPA) - 2081 Bay Road, East Palo Alto, CA	

**VOA 8260 List**

CAS No.	Compound	Result	RL	MDL	Units	Q
156-60-5	trans-1,2-Dichloroethylene	ND	6.7	2.0	ug/kg	
10061-02-6	trans-1,3-Dichloropropene	ND	6.7	2.0	ug/kg	
100-41-4	Ethylbenzene	ND	6.7	2.0	ug/kg	
637-92-3	Ethyl tert-Butyl Ether	ND	6.7	2.0	ug/kg	
591-78-6	2-Hexanone	ND	54	6.7	ug/kg	
87-68-3	Hexachlorobutadiene	ND	6.7	1.3	ug/kg	
98-82-8	Isopropylbenzene	ND	6.7	2.0	ug/kg	
99-87-6	p-Isopropyltoluene	ND	6.7	2.0	ug/kg	
108-10-1	4-Methyl-2-pentanone	ND	54	20	ug/kg	
74-83-9	Methyl bromide	ND	6.7	3.4	ug/kg	
74-87-3	Methyl chloride	ND	6.7	2.0	ug/kg	
74-95-3	Methylene bromide	ND	6.7	3.4	ug/kg	
75-09-2	Methylene chloride	ND	34	22	ug/kg	
78-93-3	Methyl ethyl ketone	ND	54	16	ug/kg	
1634-04-4	Methyl Tert Butyl Ether	ND	6.7	1.3	ug/kg	
91-20-3	Naphthalene	ND	6.7	2.0	ug/kg	
103-65-1	n-Propylbenzene	ND	6.7	2.0	ug/kg	
100-42-5	Styrene	ND	6.7	1.3	ug/kg	
994-05-8	Tert-Amyl Methyl Ether	ND	6.7	1.6	ug/kg	
75-65-0	Tert Butyl Alcohol	ND	54	13	ug/kg	
630-20-6	1,1,1,2-Tetrachloroethane	ND	6.7	1.3	ug/kg	
71-55-6	1,1,1-Trichloroethane	ND	6.7	2.0	ug/kg	
79-34-5	1,1,2,2-Tetrachloroethane	ND	6.7	1.3	ug/kg	
79-00-5	1,1,2-Trichloroethane	ND	6.7	1.3	ug/kg	
87-61-6	1,2,3-Trichlorobenzene	ND	6.7	2.0	ug/kg	
96-18-4	1,2,3-Trichloropropane	ND	6.7	2.0	ug/kg	
120-82-1	1,2,4-Trichlorobenzene	ND	6.7	2.0	ug/kg	
95-63-6	1,2,4-Trimethylbenzene	ND	6.7	2.0	ug/kg	
108-67-8	1,3,5-Trimethylbenzene	ND	6.7	2.0	ug/kg	
127-18-4	Tetrachloroethylene	ND	6.7	4.7	ug/kg	
108-88-3	Toluene	ND	6.7	2.0	ug/kg	
79-01-6	Trichloroethylene	ND	6.7	1.3	ug/kg	
75-69-4	Trichlorofluoromethane	ND	6.7	1.6	ug/kg	
75-01-4	Vinyl chloride	ND	6.7	3.4	ug/kg	
1330-20-7	Xylene (total)	ND	13	5.4	ug/kg	

CAS No.	Surrogate Recoveries	Run# 1	Run# 2	Limits
1868-53-7	Dibromofluoromethane	94%		60-130%
2037-26-5	Toluene-D8	104%		60-130%

ND = Not detected      MDL - Method Detection Limit  
 RL = Reporting Limit  
 E = Indicates value exceeds calibration range

J = Indicates an estimated value  
 B = Indicates analyte found in associated method blank  
 N = Indicates presumptive evidence of a compound



## Report of Analysis

<b>Client Sample ID:</b>	KK26-0.1	
<b>Lab Sample ID:</b>	C17161-13	<b>Date Sampled:</b> 07/25/11
<b>Matrix:</b>	SO - Soil	<b>Date Received:</b> 07/26/11
<b>Method:</b>	SW846 8260B	<b>Percent Solids:</b> n/a <sup>a</sup>
<b>Project:</b>	Romic Soil Investigation(Romic EPA) - 2081 Bay Road, East Palo Alto, CA	

### VOA 8260 List

CAS No.	Surrogate Recoveries	Run# 1	Run# 2	Limits
460-00-4	4-Bromofluorobenzene	97%		60-130%

- (a) All results reported on wet weight basis.
- (b) CCV outside of control limits (biased high); not detected in sample.

---

ND = Not detected      MDL - Method Detection Limit      J = Indicates an estimated value  
 RL = Reporting Limit      B = Indicates analyte found in associated method blank  
 E = Indicates value exceeds calibration range      N = Indicates presumptive evidence of a compound

## Report of Analysis

<b>Client Sample ID:</b>	KK26-0.1	
<b>Lab Sample ID:</b>	C17161-13	<b>Date Sampled:</b> 07/25/11
<b>Matrix:</b>	SO - Soil	<b>Date Received:</b> 07/26/11
<b>Method:</b>	SW846 8270C SW846 3550B	<b>Percent Solids:</b> n/a <sup>a</sup>
<b>Project:</b>	Romic Soil Investigation(Romic EPA) - 2081 Bay Road, East Palo Alto, CA	

Run #	File ID	DF	Analyzed	By	Prep Date	Prep Batch	Analytical Batch
Run #1 <sup>b</sup>	Y9110.D	10	07/30/11	MT	07/29/11	OP4332	EY434
Run #2							

Run #	Initial Weight	Final Volume
Run #1	10.0 g	1.0 ml
Run #2		

## ABN Full List

CAS No.	Compound	Result	RL	MDL	Units	Q
65-85-0	Benzoic acid	ND	10000	8900	ug/kg	
95-57-8	2-Chlorophenol	ND	10000	6800	ug/kg	
59-50-7	4-Chloro-3-methyl phenol	ND	5000	4200	ug/kg	
120-83-2	2,4-Dichlorophenol	ND	5000	1400	ug/kg	
105-67-9	2,4-Dimethylphenol	ND	5000	1500	ug/kg	
51-28-5	2,4-Dinitrophenol	ND	25000	8500	ug/kg	
534-52-1	4,6-Dinitro-o-cresol	ND	20000	10000	ug/kg	
95-48-7	2-Methylphenol	ND	5000	1700	ug/kg	
	3&4-Methylphenol	ND	5000	1500	ug/kg	
88-75-5	2-Nitrophenol	ND	5000	1300	ug/kg	
100-02-7	4-Nitrophenol	ND	20000	12000	ug/kg	
87-86-5	Pentachlorophenol	ND	5000	4200	ug/kg	
108-95-2	Phenol	ND	20000	13000	ug/kg	
95-95-4	2,4,5-Trichlorophenol	ND	5000	1200	ug/kg	
88-06-2	2,4,6-Trichlorophenol	ND	5000	1600	ug/kg	
83-32-9	Acenaphthene	ND	10000	5000	ug/kg	
208-96-8	Acenaphthylene	ND	5000	2000	ug/kg	
62-53-3	Aniline	ND	5000	1400	ug/kg	
120-12-7	Anthracene	1710	5000	1000	ug/kg	J
103-33-3	Azobenzene	ND	5000	1700	ug/kg	
92-87-5	Benzidine	ND	25000	7300	ug/kg	
56-55-3	Benzo(a)anthracene	4630	5000	700	ug/kg	J
50-32-8	Benzo(a)pyrene	4560	5000	900	ug/kg	J
205-99-2	Benzo(b)fluoranthene	4160	5000	600	ug/kg	J
191-24-2	Benzo(g,h,i)perylene	2880	5000	1500	ug/kg	J
207-08-9	Benzo(k)fluoranthene	3980	5000	1200	ug/kg	J
101-55-3	4-Bromophenyl phenyl ether	ND	5000	1500	ug/kg	
85-68-7	Butyl benzyl phthalate	ND	5000	1100	ug/kg	
100-51-6	Benzyl Alcohol	ND	10000	1600	ug/kg	
91-58-7	2-Chloronaphthalene	ND	5000	1800	ug/kg	
106-47-8	4-Chloroaniline	ND	5000	1400	ug/kg	
86-74-8	Carbazole	ND	5000	800	ug/kg	

ND = Not detected MDL - Method Detection Limit

J = Indicates an estimated value

RL = Reporting Limit

B = Indicates analyte found in associated method blank

E = Indicates value exceeds calibration range

N = Indicates presumptive evidence of a compound

## Report of Analysis

<b>Client Sample ID:</b>	KK26-0.1		
<b>Lab Sample ID:</b>	C17161-13	<b>Date Sampled:</b>	07/25/11
<b>Matrix:</b>	SO - Soil	<b>Date Received:</b>	07/26/11
<b>Method:</b>	SW846 8270C SW846 3550B	<b>Percent Solids:</b>	n/a <sup>a</sup>
<b>Project:</b>	Romic Soil Investigation(Romic EPA) - 2081 Bay Road,East Palo Alto,CA		

## ABN Full List

CAS No.	Compound	Result	RL	MDL	Units	Q
218-01-9	Chrysene	5420	5000	1000	ug/kg	
111-91-1	bis(2-Chloroethoxy)methane	ND	5000	1800	ug/kg	
111-44-4	bis(2-Chloroethyl)ether	ND	5000	2300	ug/kg	
108-60-1	bis(2-Chloroisopropyl)ether	ND	5000	2700	ug/kg	
7005-72-3	4-Chlorophenyl phenyl ether	ND	5000	1900	ug/kg	
95-50-1	1,2-Dichlorobenzene	ND	5000	1600	ug/kg	
541-73-1	1,3-Dichlorobenzene	ND	5000	1500	ug/kg	
106-46-7	1,4-Dichlorobenzene	ND	5000	4200	ug/kg	
121-14-2	2,4-Dinitrotoluene	ND	5000	4600	ug/kg	
606-20-2	2,6-Dinitrotoluene	ND	10000	3200	ug/kg	
91-94-1	3,3'-Dichlorobenzidine	ND	25000	1400	ug/kg	
53-70-3	Dibenzo(a,h)anthracene	ND	5000	1300	ug/kg	
132-64-9	Dibenzofuran	ND	5000	1600	ug/kg	
122-39-4	Diphenylamine	ND	5000	1200	ug/kg	
84-74-2	Di-n-butyl phthalate	ND	5000	1000	ug/kg	
117-84-0	Di-n-octyl phthalate	ND	5000	1300	ug/kg	
84-66-2	Diethyl phthalate	ND	5000	1700	ug/kg	
131-11-3	Dimethyl phthalate	ND	5000	1800	ug/kg	
117-81-7	bis(2-Ethylhexyl)phthalate	ND	5000	2200	ug/kg	
206-44-0	Fluoranthene	11800	5000	1000	ug/kg	
86-73-7	Fluorene	ND	5000	1800	ug/kg	
118-74-1	Hexachlorobenzene	ND	5000	1300	ug/kg	
87-68-3	Hexachlorobutadiene	ND	5000	1900	ug/kg	
77-47-4	Hexachlorocyclopentadiene	ND	5000	1400	ug/kg	
67-72-1	Hexachloroethane	ND	5000	1600	ug/kg	
193-39-5	Indeno(1,2,3-cd)pyrene	3270	5000	1400	ug/kg	J
78-59-1	Isophorone	ND	5000	1700	ug/kg	
90-12-0	1-Methylnaphthalene	ND	5000	1600	ug/kg	
91-57-6	2-Methylnaphthalene	ND	5000	1600	ug/kg	
88-74-4	2-Nitroaniline	ND	5000	1200	ug/kg	
99-09-2	3-Nitroaniline	ND	5000	1200	ug/kg	
100-01-6	4-Nitroaniline	ND	5000	3000	ug/kg	
91-20-3	Naphthalene	ND	5000	1700	ug/kg	
98-95-3	Nitrobenzene	ND	5000	1600	ug/kg	
62-75-9	N-Nitrosodimethylamine	ND	50000	22000	ug/kg	
621-64-7	N-Nitroso-di-n-propylamine	ND	10000	5500	ug/kg	
85-01-8	Phenanthrene	9450	5000	1100	ug/kg	
129-00-0	Pyrene	11300	10000	6800	ug/kg	
110-86-1	Pyridine	ND	20000	2200	ug/kg	
120-82-1	1,2,4-Trichlorobenzene	ND	5000	3400	ug/kg	

ND = Not detected MDL - Method Detection Limit

RL = Reporting Limit

E = Indicates value exceeds calibration range

J = Indicates an estimated value

B = Indicates analyte found in associated method blank

N = Indicates presumptive evidence of a compound

## Report of Analysis

<b>Client Sample ID:</b>	KK26-0.1		<b>Date Sampled:</b>	07/25/11
<b>Lab Sample ID:</b>	C17161-13		<b>Date Received:</b>	07/26/11
<b>Matrix:</b>	SO - Soil		<b>Percent Solids:</b>	n/a <sup>a</sup>
<b>Method:</b>	SW846 8270C SW846 3550B			
<b>Project:</b>	Romic Soil Investigation(Romic EPA) - 2081 Bay Road, East Palo Alto, CA			

## ABN Full List

CAS No.	Surrogate Recoveries	Run# 1	Run# 2	Limits
367-12-4	2-Fluorophenol	55%		20-100%
4165-62-2	Phenol-d5	60%		20-100%
118-79-6	2,4,6-Tribromophenol	59%		30-100%
4165-60-0	Nitrobenzene-d5	56%		20-100%
321-60-8	2-Fluorobiphenyl	61%		20-106%
1718-51-0	Terphenyl-d14	74%		55-130%

(a) All results reported on wet weight basis.

(b) Dilution required due to matrix interference; non-target hydrocarbons.

ND = Not detected      MDL - Method Detection Limit  
 RL = Reporting Limit  
 E = Indicates value exceeds calibration range

J = Indicates an estimated value  
 B = Indicates analyte found in associated method blank  
 N = Indicates presumptive evidence of a compound

## Report of Analysis

<b>Client Sample ID:</b> KK26-0.1	
<b>Lab Sample ID:</b> C17161-13	<b>Date Sampled:</b> 07/25/11
<b>Matrix:</b> SO - Soil	<b>Date Received:</b> 07/26/11
<b>Method:</b> SW846 8015B	<b>Percent Solids:</b> n/a <sup>a</sup>
<b>Project:</b> Romc Soil Investigation(Romic EPA) - 2081 Bay Road,East Palo Alto,CA	

	File ID	DF	Analyzed	By	Prep Date	Prep Batch	Analytical Batch
Run #1	JK21650.D	1	08/05/11	TT	n/a	n/a	GJK892
Run #2							

	Initial Weight
Run #1	5.16 g
Run #2	

### TPH Volatiles

CAS No.	Compound	Result	RL	MDL	Units	Q
	TPH-GRO (C6-C10)	ND	0.097	0.048	mg/kg	
CAS No.	Surrogate Recoveries	Run# 1	Run# 2	Limits		
98-08-8	aaa-Trifluorotoluene	85%		60-157%		

(a) All results reported on wet weight basis.

ND = Not detected      MDL - Method Detection Limit  
 RL = Reporting Limit

J = Indicates an estimated value  
 B = Indicates analyte found in associated method blank  
 N = Indicates presumptive evidence of a compound

## Report of Analysis

<b>Client Sample ID:</b>	KK26-0.1	
<b>Lab Sample ID:</b>	C17161-13	<b>Date Sampled:</b> 07/25/11
<b>Matrix:</b>	SO - Soil	<b>Date Received:</b> 07/26/11
<b>Method:</b>	SW846 8081A SW846 3545A	<b>Percent Solids:</b> n/a <sup>a</sup>
<b>Project:</b>	Romic Soil Investigation(Romic EPA) - 2081 Bay Road, East Palo Alto, CA	

Run #	File ID	DF	Analyzed	By	Prep Date	Prep Batch	Analytical Batch
Run #1 <sup>b</sup>	OO23007.D	100	07/31/11	RV	07/27/11	OP4315	G00733
Run #2							

Run #	Initial Weight	Final Volume
Run #1	10.0 g	10.0 ml
Run #2		

## Pesticide PPL List

CAS No.	Compound	Result	RL	MDL	Units	Q
309-00-2	Aldrin	ND	2500	1000	ug/kg	
319-84-6	alpha-BHC	ND	2500	1100	ug/kg	
319-85-7	beta-BHC	ND	2500	350	ug/kg	
319-86-8	delta-BHC	ND	2500	350	ug/kg	
58-89-9	gamma-BHC (Lindane)	ND	2500	750	ug/kg	
12789-03-6	Chlordane	ND	10000	10000	ug/kg	
60-57-1	Dieldrin	ND	2500	300	ug/kg	
72-54-8	4,4' -DDD	ND	2500	350	ug/kg	
72-55-9	4,4' -DDE	ND	2500	300	ug/kg	
50-29-3	4,4' -DDT	ND	2500	300	ug/kg	
72-20-8	Endrin	ND	2500	300	ug/kg	
7421-93-4	Endrin aldehyde	ND	2500	600	ug/kg	
959-98-8	Endosulfan-I	ND	2500	350	ug/kg	
33213-65-9	Endosulfan-II	ND	2500	350	ug/kg	
1031-07-8	Endosulfan sulfate	ND	2500	800	ug/kg	
76-44-8	Heptachlor	ND	2500	600	ug/kg	
1024-57-3	Heptachlor epoxide	ND	2500	400	ug/kg	
72-43-5	Methoxychlor	ND	2500	350	ug/kg	
8001-35-2	Toxaphene	ND	10000	10000	ug/kg	

CAS No.	Surrogate Recoveries	Run# 1	Run# 2	Limits
877-09-8	Tetrachloro-m-xylene	79%		35-132%
877-09-8	Tetrachloro-m-xylene	113%		35-132%
2051-24-3	Decachlorobiphenyl	122%		35-132%
2051-24-3	Decachlorobiphenyl	117%		35-132%

(a) All results reported on wet weight basis.

(b) Reporting limits raised due to high concentration of non-target compounds (hydrocarbons).

ND = Not detected MDL - Method Detection Limit

RL = Reporting Limit

E = Indicates value exceeds calibration range

J = Indicates an estimated value

B = Indicates analyte found in associated method blank

N = Indicates presumptive evidence of a compound

## Report of Analysis

<b>Client Sample ID:</b>	KK26-0.1	<b>Date Sampled:</b>	07/25/11
<b>Lab Sample ID:</b>	C17161-13	<b>Date Received:</b>	07/26/11
<b>Matrix:</b>	SO - Soil	<b>Percent Solids:</b>	n/a <sup>a</sup>
<b>Method:</b>	SW846 8082 SW846 3545A	<b>Project:</b> Romic Soil Investigation(Romic EPA) - 2081 Bay Road, East Palo Alto, CA	

Run #1	File ID	DF	Analyzed	By	Prep Date	Prep Batch	Analytical Batch
Run #1	PP20529.D	1	07/28/11	RV	07/27/11	OP4316	GPP694
Run #2							

Run #1	Initial Weight	Final Volume
Run #1	10.0 g	10.0 ml
Run #2		

**PCB List**

CAS No.	Compound	Result	RL	MDL	Units	Q
12674-11-2	Aroclor 1016	ND	100	17	ug/kg	
11104-28-2	Aroclor 1221	ND	100	50	ug/kg	
11141-16-5	Aroclor 1232	ND	100	50	ug/kg	
53469-21-9	Aroclor 1242	ND	100	50	ug/kg	
12672-29-6	Aroclor 1248	ND	100	50	ug/kg	
11097-69-1	Aroclor 1254	ND	100	50	ug/kg	
11096-82-5	Aroclor 1260	28.8	100	20	ug/kg	J

CAS No.	Surrogate Recoveries	Run# 1	Run# 2	Limits
877-09-8	Tetrachloro-m-xylene	82%		45-108%
877-09-8	Tetrachloro-m-xylene	79%		45-108%
2051-24-3	Decachlorobiphenyl	84%		54-121%
2051-24-3	Decachlorobiphenyl	72%		54-121%

(a) All results reported on wet weight basis.

ND = Not detected      MDL - Method Detection Limit  
 RL = Reporting Limit  
 E = Indicates value exceeds calibration range

J = Indicates an estimated value  
 B = Indicates analyte found in associated method blank  
 N = Indicates presumptive evidence of a compound

## Report of Analysis

<b>Client Sample ID:</b> KK26-0.1		<b>Date Sampled:</b> 07/25/11
<b>Lab Sample ID:</b> C17161-13		<b>Date Received:</b> 07/26/11
<b>Matrix:</b> SO - Soil		<b>Percent Solids:</b> n/a <sup>a</sup>
<b>Method:</b> SW846 8015B M SW846 3545A		
<b>Project:</b> Romic Soil Investigation(Romic EPA) - 2081 Bay Road, East Palo Alto, CA		

	File ID	DF	Analyzed	By	Prep Date	Prep Batch	Analytical Batch
Run #1	HH15689.D	10	07/30/11	JH	07/27/11	OP4318	GHH532
Run #2							

	Initial Weight	Final Volume
Run #1	10.2 g	1.0 ml
Run #2		

**TPH Extractable w/ Silica Gel Cleanup**

CAS No.	Compound	Result	RL	MDL	Units	Q
	TPH (C10-C28)	233	98	49	mg/kg	
	TPH (> C28-C40)	480	200	98	mg/kg	

CAS No.	Surrogate Recoveries	Run# 1	Run# 2	Limits
630-01-3	Hexacosane	51%		45-140%

(a) All results reported on wet weight basis.

ND = Not detected      MDL - Method Detection Limit  
 RL = Reporting Limit  
 E = Indicates value exceeds calibration range

J = Indicates an estimated value  
 B = Indicates analyte found in associated method blank  
 N = Indicates presumptive evidence of a compound



## Report of Analysis

<b>Client Sample ID:</b> KK26-0.1	<b>Date Sampled:</b> 07/25/11
<b>Lab Sample ID:</b> C17161-13	<b>Date Received:</b> 07/26/11
<b>Matrix:</b> SO - Soil	<b>Percent Solids:</b> n/a <sup>a</sup>
<b>Project:</b> Romic Soil Investigation(Romic EPA) - 2081 Bay Road,East Palo Alto,CA	

## Metals Analysis

Analyte	Result	RL	Units	DF	Prep	Analyzed By	Method	Prep Method
Antimony	< 1.9	1.9	mg/kg	1	07/28/11	07/30/11 RS	SW846 6010B <sup>1</sup>	SW846 3050B <sup>5</sup>
Arsenic	3.5	1.9	mg/kg	1	07/28/11	07/30/11 RS	SW846 6010B <sup>1</sup>	SW846 3050B <sup>5</sup>
Barium	110	19	mg/kg	1	07/28/11	07/30/11 RS	SW846 6010B <sup>1</sup>	SW846 3050B <sup>5</sup>
Beryllium	< 4.7	4.7	mg/kg	5	07/28/11	08/02/11 RS	SW846 6010B <sup>3</sup>	SW846 3050B <sup>5</sup>
Cadmium	< 0.94	0.94	mg/kg	1	07/28/11	07/30/11 RS	SW846 6010B <sup>1</sup>	SW846 3050B <sup>5</sup>
Chromium	105	0.94	mg/kg	1	07/28/11	07/30/11 RS	SW846 6010B <sup>1</sup>	SW846 3050B <sup>5</sup>
Cobalt	16.9	0.94	mg/kg	1	07/28/11	07/30/11 RS	SW846 6010B <sup>1</sup>	SW846 3050B <sup>5</sup>
Copper	41.8	2.4	mg/kg	1	07/28/11	07/30/11 RS	SW846 6010B <sup>1</sup>	SW846 3050B <sup>5</sup>
Lead	59.1	1.9	mg/kg	1	07/28/11	07/30/11 RS	SW846 6010B <sup>1</sup>	SW846 3050B <sup>5</sup>
Mercury	0.93	0.11	mg/kg	3	07/27/11	07/30/11 PH	SW846 7471A <sup>2</sup>	SW846 7471A <sup>4</sup>
Molybdenum	< 1.9	1.9	mg/kg	1	07/28/11	07/30/11 RS	SW846 6010B <sup>1</sup>	SW846 3050B <sup>5</sup>
Nickel	144	0.94	mg/kg	1	07/28/11	07/30/11 RS	SW846 6010B <sup>1</sup>	SW846 3050B <sup>5</sup>
Selenium	< 1.9	1.9	mg/kg	1	07/28/11	07/30/11 RS	SW846 6010B <sup>1</sup>	SW846 3050B <sup>5</sup>
Silver <sup>b</sup>	< 4.7	4.7	mg/kg	5	07/28/11	07/30/11 RS	SW846 6010B <sup>1</sup>	SW846 3050B <sup>5</sup>
Thallium <sup>b</sup>	< 9.4	9.4	mg/kg	5	07/28/11	07/30/11 RS	SW846 6010B <sup>1</sup>	SW846 3050B <sup>5</sup>
Vanadium	87.7	0.94	mg/kg	1	07/28/11	07/30/11 RS	SW846 6010B <sup>1</sup>	SW846 3050B <sup>5</sup>
Zinc	78.9	1.9	mg/kg	1	07/28/11	07/30/11 RS	SW846 6010B <sup>1</sup>	SW846 3050B <sup>5</sup>

(1) Instrument QC Batch: MA2014

(2) Instrument QC Batch: MA2017

(3) Instrument QC Batch: MA2018

(4) Prep QC Batch: MP3771

(5) Prep QC Batch: MP3776

(a) All results reported on wet weight basis.

(b) Elevated reporting limit(s) due to matrix interference.

RL = Reporting Limit

## Report of Analysis

<b>Client Sample ID:</b>	KK26A-2.6	
<b>Lab Sample ID:</b>	C17161-14	<b>Date Sampled:</b> 07/25/11
<b>Matrix:</b>	SO - Soil	<b>Date Received:</b> 07/26/11
<b>Method:</b>	SW846 8260B	<b>Percent Solids:</b> n/a <sup>a</sup>
<b>Project:</b>	Romic Soil Investigation(Romic EPA) - 2081 Bay Road, East Palo Alto, CA	

Run #1	File ID	DF	Analyzed	By	Prep Date	Prep Batch	Analytical Batch
Run #2	M26288.D	1	08/05/11	TN	n/a	n/a	VM836

Run #1	Initial Weight
Run #2	6.44 g

## VOA 8260 List

CAS No.	Compound	Result	RL	MDL	Units	Q
67-64-1	Acetone	ND	78	16	ug/kg	
71-43-2	Benzene	ND	3.9	1.2	ug/kg	
108-86-1	Bromobenzene	ND	3.9	1.2	ug/kg	
74-97-5	Bromochloromethane	ND	3.9	1.2	ug/kg	
75-27-4	Bromodichloromethane	ND	3.9	0.78	ug/kg	
75-25-2	Bromoform <sup>b</sup>	ND	3.9	0.78	ug/kg	
104-51-8	n-Butylbenzene	ND	3.9	1.2	ug/kg	
135-98-8	sec-Butylbenzene	ND	3.9	1.2	ug/kg	
98-06-6	tert-Butylbenzene	ND	3.9	1.2	ug/kg	
108-90-7	Chlorobenzene	ND	3.9	1.2	ug/kg	
75-00-3	Chloroethane	ND	3.9	1.2	ug/kg	
67-66-3	Chloroform	ND	3.9	1.2	ug/kg	
95-49-8	o-Chlorotoluene	ND	3.9	1.2	ug/kg	
106-43-4	p-Chlorotoluene	ND	3.9	1.2	ug/kg	
56-23-5	Carbon tetrachloride	ND	3.9	0.78	ug/kg	
75-34-3	1,1-Dichloroethane	ND	3.9	0.78	ug/kg	
75-35-4	1,1-Dichloroethylene	ND	3.9	1.2	ug/kg	
563-58-6	1,1-Dichloropropene	ND	3.9	1.2	ug/kg	
96-12-8	1,2-Dibromo-3-chloropropane	ND	3.9	0.78	ug/kg	
106-93-4	1,2-Dibromoethane	ND	3.9	0.78	ug/kg	
107-06-2	1,2-Dichloroethane	ND	3.9	1.2	ug/kg	
78-87-5	1,2-Dichloropropane	ND	3.9	1.2	ug/kg	
142-28-9	1,3-Dichloropropane	ND	3.9	1.2	ug/kg	
108-20-3	Di-Isopropyl ether	ND	3.9	1.2	ug/kg	
594-20-7	2,2-Dichloropropane	ND	3.9	1.2	ug/kg	
124-48-1	Dibromochloromethane	ND	3.9	0.78	ug/kg	
75-71-8	Dichlorodifluoromethane	ND	3.9	0.78	ug/kg	
156-59-2	cis-1,2-Dichloroethylene	ND	3.9	1.2	ug/kg	
10061-01-5	cis-1,3-Dichloropropene	ND	3.9	1.2	ug/kg	
541-73-1	m-Dichlorobenzene	ND	3.9	1.2	ug/kg	
95-50-1	o-Dichlorobenzene	ND	3.9	1.2	ug/kg	
106-46-7	p-Dichlorobenzene	ND	3.9	1.2	ug/kg	

ND = Not detected MDL - Method Detection Limit

RL = Reporting Limit

E = Indicates value exceeds calibration range

J = Indicates an estimated value

B = Indicates analyte found in associated method blank

N = Indicates presumptive evidence of a compound

## Report of Analysis

<b>Client Sample ID:</b>	KK26A-2.6		
<b>Lab Sample ID:</b>	C17161-14	<b>Date Sampled:</b>	07/25/11
<b>Matrix:</b>	SO - Soil	<b>Date Received:</b>	07/26/11
<b>Method:</b>	SW846 8260B	<b>Percent Solids:</b>	n/a <sup>a</sup>
<b>Project:</b>	Romic Soil Investigation(Romic EPA) - 2081 Bay Road, East Palo Alto, CA		

## VOA 8260 List

CAS No.	Compound	Result	RL	MDL	Units	Q
156-60-5	trans-1,2-Dichloroethylene	ND	3.9	1.2	ug/kg	
10061-02-6	trans-1,3-Dichloropropene	ND	3.9	1.2	ug/kg	
100-41-4	Ethylbenzene	ND	3.9	1.2	ug/kg	
637-92-3	Ethyl tert-Butyl Ether	ND	3.9	1.2	ug/kg	
591-78-6	2-Hexanone	ND	31	3.9	ug/kg	
87-68-3	Hexachlorobutadiene	ND	3.9	0.78	ug/kg	
98-82-8	Isopropylbenzene	ND	3.9	1.2	ug/kg	
99-87-6	p-Isopropyltoluene	ND	3.9	1.2	ug/kg	
108-10-1	4-Methyl-2-pentanone	ND	31	12	ug/kg	
74-83-9	Methyl bromide	ND	3.9	1.9	ug/kg	
74-87-3	Methyl chloride	ND	3.9	1.2	ug/kg	
74-95-3	Methylene bromide	ND	3.9	1.9	ug/kg	
75-09-2	Methylene chloride	ND	19	12	ug/kg	
78-93-3	Methyl ethyl ketone	ND	31	9.3	ug/kg	
1634-04-4	Methyl Tert Butyl Ether	ND	3.9	0.78	ug/kg	
91-20-3	Naphthalene	ND	3.9	1.2	ug/kg	
103-65-1	n-Propylbenzene	ND	3.9	1.2	ug/kg	
100-42-5	Styrene	ND	3.9	0.78	ug/kg	
994-05-8	Tert-Amyl Methyl Ether	ND	3.9	0.93	ug/kg	
75-65-0	Tert Butyl Alcohol	ND	31	7.8	ug/kg	
630-20-6	1,1,1,2-Tetrachloroethane	ND	3.9	0.78	ug/kg	
71-55-6	1,1,1-Trichloroethane	ND	3.9	1.2	ug/kg	
79-34-5	1,1,2,2-Tetrachloroethane	ND	3.9	0.78	ug/kg	
79-00-5	1,1,2-Trichloroethane	ND	3.9	0.78	ug/kg	
87-61-6	1,2,3-Trichlorobenzene	ND	3.9	1.2	ug/kg	
96-18-4	1,2,3-Trichloropropane	ND	3.9	1.2	ug/kg	
120-82-1	1,2,4-Trichlorobenzene	ND	3.9	1.2	ug/kg	
95-63-6	1,2,4-Trimethylbenzene	ND	3.9	1.2	ug/kg	
108-67-8	1,3,5-Trimethylbenzene	ND	3.9	1.2	ug/kg	
127-18-4	Tetrachloroethylene	ND	3.9	2.7	ug/kg	
108-88-3	Toluene	ND	3.9	1.2	ug/kg	
79-01-6	Trichloroethylene	ND	3.9	0.78	ug/kg	
75-69-4	Trichlorofluoromethane	ND	3.9	0.93	ug/kg	
75-01-4	Vinyl chloride	ND	3.9	1.9	ug/kg	
1330-20-7	Xylene (total)	ND	7.8	3.1	ug/kg	

CAS No.	Surrogate Recoveries	Run# 1	Run# 2	Limits
1868-53-7	Dibromofluoromethane	96%		60-130%
2037-26-5	Toluene-D8	102%		60-130%

ND = Not detected MDL - Method Detection Limit

RL = Reporting Limit

E = Indicates value exceeds calibration range

J = Indicates an estimated value

B = Indicates analyte found in associated method blank

N = Indicates presumptive evidence of a compound

## Report of Analysis

<b>Client Sample ID:</b>	KK26A-2.6	
<b>Lab Sample ID:</b>	C17161-14	<b>Date Sampled:</b> 07/25/11
<b>Matrix:</b>	SO - Soil	<b>Date Received:</b> 07/26/11
<b>Method:</b>	SW846 8260B	<b>Percent Solids:</b> n/a <sup>a</sup>
<b>Project:</b>	Romic Soil Investigation(Romic EPA) - 2081 Bay Road, East Palo Alto, CA	

### VOA 8260 List

CAS No.	Surrogate Recoveries	Run# 1	Run# 2	Limits
460-00-4	4-Bromofluorobenzene	96%		60-130%

- (a) All results reported on wet weight basis.
- (b) CCV outside of control limits (biased high); not detected in sample.

ND = Not detected      MDL - Method Detection Limit  
 RL = Reporting Limit  
 E = Indicates value exceeds calibration range

J = Indicates an estimated value  
 B = Indicates analyte found in associated method blank  
 N = Indicates presumptive evidence of a compound

## Report of Analysis

<b>Client Sample ID:</b>	KK26-2.6	
<b>Lab Sample ID:</b>	C17161-15	<b>Date Sampled:</b> 07/25/11
<b>Matrix:</b>	SO - Soil	<b>Date Received:</b> 07/26/11
<b>Method:</b>	SW846 8260B	<b>Percent Solids:</b> n/a <sup>a</sup>
<b>Project:</b>	Romic Soil Investigation(Romic EPA) - 2081 Bay Road, East Palo Alto, CA	

Run #	File ID	DF	Analyzed	By	Prep Date	Prep Batch	Analytical Batch
Run #1	M26289.D	1	08/05/11	TN	n/a	n/a	VM836
Run #2							

Run #	Initial Weight
Run #1	7.02 g
Run #2	

## VOA 8260 List

CAS No.	Compound	Result	RL	MDL	Units	Q
67-64-1	Acetone	ND	71	14	ug/kg	
71-43-2	Benzene	ND	3.6	1.1	ug/kg	
108-86-1	Bromobenzene	ND	3.6	1.1	ug/kg	
74-97-5	Bromochloromethane	ND	3.6	1.1	ug/kg	
75-27-4	Bromodichloromethane	ND	3.6	0.71	ug/kg	
75-25-2	Bromoform <sup>b</sup>	ND	3.6	0.71	ug/kg	
104-51-8	n-Butylbenzene	ND	3.6	1.1	ug/kg	
135-98-8	sec-Butylbenzene	ND	3.6	1.1	ug/kg	
98-06-6	tert-Butylbenzene	ND	3.6	1.1	ug/kg	
108-90-7	Chlorobenzene	ND	3.6	1.1	ug/kg	
75-00-3	Chloroethane	ND	3.6	1.1	ug/kg	
67-66-3	Chloroform	ND	3.6	1.1	ug/kg	
95-49-8	o-Chlorotoluene	ND	3.6	1.1	ug/kg	
106-43-4	p-Chlorotoluene	ND	3.6	1.1	ug/kg	
56-23-5	Carbon tetrachloride	ND	3.6	0.71	ug/kg	
75-34-3	1,1-Dichloroethane	ND	3.6	0.71	ug/kg	
75-35-4	1,1-Dichloroethylene	ND	3.6	1.1	ug/kg	
563-58-6	1,1-Dichloropropene	ND	3.6	1.1	ug/kg	
96-12-8	1,2-Dibromo-3-chloropropane	ND	3.6	0.71	ug/kg	
106-93-4	1,2-Dibromoethane	ND	3.6	0.71	ug/kg	
107-06-2	1,2-Dichloroethane	ND	3.6	1.1	ug/kg	
78-87-5	1,2-Dichloropropane	ND	3.6	1.1	ug/kg	
142-28-9	1,3-Dichloropropane	ND	3.6	1.1	ug/kg	
108-20-3	Di-Isopropyl ether	ND	3.6	1.1	ug/kg	
594-20-7	2,2-Dichloropropane	ND	3.6	1.1	ug/kg	
124-48-1	Dibromochloromethane	ND	3.6	0.71	ug/kg	
75-71-8	Dichlorodifluoromethane	ND	3.6	0.71	ug/kg	
156-59-2	cis-1,2-Dichloroethylene	ND	3.6	1.1	ug/kg	
10061-01-5	cis-1,3-Dichloropropene	ND	3.6	1.1	ug/kg	
541-73-1	m-Dichlorobenzene	ND	3.6	1.1	ug/kg	
95-50-1	o-Dichlorobenzene	ND	3.6	1.1	ug/kg	
106-46-7	p-Dichlorobenzene	ND	3.6	1.1	ug/kg	

ND = Not detected MDL - Method Detection Limit

RL = Reporting Limit

E = Indicates value exceeds calibration range

J = Indicates an estimated value

B = Indicates analyte found in associated method blank

N = Indicates presumptive evidence of a compound

## Report of Analysis

<b>Client Sample ID:</b>	KK26-2.6		
<b>Lab Sample ID:</b>	C17161-15	<b>Date Sampled:</b>	07/25/11
<b>Matrix:</b>	SO - Soil	<b>Date Received:</b>	07/26/11
<b>Method:</b>	SW846 8260B	<b>Percent Solids:</b>	n/a <sup>a</sup>
<b>Project:</b>	Romic Soil Investigation(Romic EPA) - 2081 Bay Road,East Palo Alto,CA		

## VOA 8260 List

CAS No.	Compound	Result	RL	MDL	Units	Q
156-60-5	trans-1,2-Dichloroethylene	ND	3.6	1.1	ug/kg	
10061-02-6	trans-1,3-Dichloropropene	ND	3.6	1.1	ug/kg	
100-41-4	Ethylbenzene	ND	3.6	1.1	ug/kg	
637-92-3	Ethyl tert-Butyl Ether	ND	3.6	1.1	ug/kg	
591-78-6	2-Hexanone	ND	28	3.6	ug/kg	
87-68-3	Hexachlorobutadiene	ND	3.6	0.71	ug/kg	
98-82-8	Isopropylbenzene	ND	3.6	1.1	ug/kg	
99-87-6	p-Isopropyltoluene	ND	3.6	1.1	ug/kg	
108-10-1	4-Methyl-2-pentanone	ND	28	11	ug/kg	
74-83-9	Methyl bromide	ND	3.6	1.8	ug/kg	
74-87-3	Methyl chloride	ND	3.6	1.1	ug/kg	
74-95-3	Methylene bromide	ND	3.6	1.8	ug/kg	
75-09-2	Methylene chloride	ND	18	11	ug/kg	
78-93-3	Methyl ethyl ketone	ND	28	8.5	ug/kg	
1634-04-4	Methyl Tert Butyl Ether	ND	3.6	0.71	ug/kg	
91-20-3	Naphthalene	ND	3.6	1.1	ug/kg	
103-65-1	n-Propylbenzene	ND	3.6	1.1	ug/kg	
100-42-5	Styrene	ND	3.6	0.71	ug/kg	
994-05-8	Tert-Amyl Methyl Ether	ND	3.6	0.85	ug/kg	
75-65-0	Tert Butyl Alcohol	ND	28	7.1	ug/kg	
630-20-6	1,1,1,2-Tetrachloroethane	ND	3.6	0.71	ug/kg	
71-55-6	1,1,1-Trichloroethane	ND	3.6	1.1	ug/kg	
79-34-5	1,1,2,2-Tetrachloroethane	ND	3.6	0.71	ug/kg	
79-00-5	1,1,2-Trichloroethane	ND	3.6	0.71	ug/kg	
87-61-6	1,2,3-Trichlorobenzene	ND	3.6	1.1	ug/kg	
96-18-4	1,2,3-Trichloropropane	ND	3.6	1.1	ug/kg	
120-82-1	1,2,4-Trichlorobenzene	ND	3.6	1.1	ug/kg	
95-63-6	1,2,4-Trimethylbenzene	ND	3.6	1.1	ug/kg	
108-67-8	1,3,5-Trimethylbenzene	ND	3.6	1.1	ug/kg	
127-18-4	Tetrachloroethylene	ND	3.6	2.5	ug/kg	
108-88-3	Toluene	ND	3.6	1.1	ug/kg	
79-01-6	Trichloroethylene	ND	3.6	0.71	ug/kg	
75-69-4	Trichlorofluoromethane	ND	3.6	0.85	ug/kg	
75-01-4	Vinyl chloride	ND	3.6	1.8	ug/kg	
1330-20-7	Xylene (total)	ND	7.1	2.8	ug/kg	

CAS No.	Surrogate Recoveries	Run# 1	Run# 2	Limits
1868-53-7	Dibromofluoromethane	96%		60-130%
2037-26-5	Toluene-D8	103%		60-130%

ND = Not detected MDL - Method Detection Limit

RL = Reporting Limit

E = Indicates value exceeds calibration range

J = Indicates an estimated value

B = Indicates analyte found in associated method blank

N = Indicates presumptive evidence of a compound

## Report of Analysis

<b>Client Sample ID:</b>	KK26-2.6		
<b>Lab Sample ID:</b>	C17161-15	<b>Date Sampled:</b>	07/25/11
<b>Matrix:</b>	SO - Soil	<b>Date Received:</b>	07/26/11
<b>Method:</b>	SW846 8260B	<b>Percent Solids:</b>	n/a <sup>a</sup>
<b>Project:</b>	Romic Soil Investigation(Romic EPA) - 2081 Bay Road, East Palo Alto, CA		

### VOA 8260 List

CAS No.	Surrogate Recoveries	Run# 1	Run# 2	Limits
460-00-4	4-Bromofluorobenzene	94%		60-130%

- (a) All results reported on wet weight basis.
- (b) CCV outside of control limits (biased high); not detected in sample.

ND = Not detected      MDL - Method Detection Limit  
 RL = Reporting Limit  
 E = Indicates value exceeds calibration range

J = Indicates an estimated value  
 B = Indicates analyte found in associated method blank  
 N = Indicates presumptive evidence of a compound

## Report of Analysis

<b>Client Sample ID:</b> KK26-2.6		<b>Date Sampled:</b> 07/25/11
<b>Lab Sample ID:</b> C17161-15		<b>Date Received:</b> 07/26/11
<b>Matrix:</b> SO - Soil		<b>Percent Solids:</b> n/a <sup>a</sup>
<b>Method:</b> SW846 8015B		
<b>Project:</b> Romc Soil Investigation(Romc EPA) - 2081 Bay Road, East Palo Alto, CA		

Run #	File ID	DF	Analyzed	By	Prep Date	Prep Batch	Analytical Batch
Run #1	JK21651.D	1	08/05/11	TT	n/a	n/a	GJK892
Run #2							

Run #	Initial Weight
Run #1	5.12 g
Run #2	

**TPH Volatiles**

CAS No.	Compound	Result	RL	MDL	Units	Q
	TPH-GRO (C6-C10)	ND	0.098	0.049	mg/kg	
CAS No.	Surrogate Recoveries	Run# 1	Run# 2	Limits		
98-08-8	aaa-Trifluorotoluene	88%		60-157%		

(a) All results reported on wet weight basis.

ND = Not detected      MDL - Method Detection Limit  
 RL = Reporting Limit

J = Indicates an estimated value  
 B = Indicates analyte found in associated method blank  
 N = Indicates presumptive evidence of a compound



## Report of Analysis

<b>Client Sample ID:</b> KK26-2.6		<b>Date Sampled:</b> 07/25/11
<b>Lab Sample ID:</b> C17161-15		<b>Date Received:</b> 07/26/11
<b>Matrix:</b> SO - Soil		<b>Percent Solids:</b> n/a <sup>a</sup>
<b>Method:</b> SW846 8015B M SW846 3545A		
<b>Project:</b> Romic Soil Investigation(Romic EPA) - 2081 Bay Road, East Palo Alto, CA		

Run #	File ID	DF	Analyzed	By	Prep Date	Prep Batch	Analytical Batch
Run #1	GG27275.D	1	07/29/11	JH	07/27/11	OP4318	GGG732
Run #2							

Run #	Initial Weight	Final Volume
Run #1	10.0 g	1.0 ml
Run #2		

### TPH Extractable w/ Silica Gel Cleanup

CAS No.	Compound	Result	RL	MDL	Units	Q
	TPH (C10-C28)	ND	10	5.0	mg/kg	
	TPH (> C28-C40)	ND	20	10	mg/kg	

CAS No.	Surrogate Recoveries	Run# 1	Run# 2	Limits
630-01-3	Hexacosane	68%		45-140%

(a) All results reported on wet weight basis.

ND = Not detected      MDL - Method Detection Limit  
 RL = Reporting Limit  
 E = Indicates value exceeds calibration range

J = Indicates an estimated value  
 B = Indicates analyte found in associated method blank  
 N = Indicates presumptive evidence of a compound

## Report of Analysis

<b>Client Sample ID:</b> KK26-2.6	<b>Date Sampled:</b> 07/25/11
<b>Lab Sample ID:</b> C17161-15	<b>Date Received:</b> 07/26/11
<b>Matrix:</b> SO - Soil	<b>Percent Solids:</b> n/a <sup>a</sup>
<b>Project:</b> Romic Soil Investigation(Romic EPA) - 2081 Bay Road, East Palo Alto, CA	

### Metals Analysis

Analyte	Result	RL	Units	DF	Prep	Analyzed By	Method	Prep Method
Cadmium	< 0.92	0.92	mg/kg	1	07/28/11	07/30/11 RS	SW846 6010B <sup>1</sup>	SW846 3050B <sup>2</sup>
Chromium	35.6	0.92	mg/kg	1	07/28/11	07/30/11 RS	SW846 6010B <sup>1</sup>	SW846 3050B <sup>2</sup>
Lead	5.7	1.8	mg/kg	1	07/28/11	07/30/11 RS	SW846 6010B <sup>1</sup>	SW846 3050B <sup>2</sup>

(1) Instrument QC Batch: MA2014

(2) Prep QC Batch: MP3776

(a) All results reported on wet weight basis.

RL = Reporting Limit

## Report of Analysis

<b>Client Sample ID:</b>	KK26-5.6	
<b>Lab Sample ID:</b>	C17161-16	<b>Date Sampled:</b> 07/25/11
<b>Matrix:</b>	SO - Soil	<b>Date Received:</b> 07/26/11
<b>Method:</b>	SW846 8260B	<b>Percent Solids:</b> n/a <sup>a</sup>
<b>Project:</b>	Romic Soil Investigation(Romic EPA) - 2081 Bay Road, East Palo Alto, CA	

Run #1	File ID	DF	Analyzed	By	Prep Date	Prep Batch	Analytical Batch
Run #2	M26290.D	1	08/05/11	TN	n/a	n/a	VM836

Run #1	Initial Weight
Run #2	6.69 g

## VOA 8260 List

CAS No.	Compound	Result	RL	MDL	Units	Q
67-64-1	Acetone	ND	75	15	ug/kg	
71-43-2	Benzene	ND	3.7	1.1	ug/kg	
108-86-1	Bromobenzene	ND	3.7	1.1	ug/kg	
74-97-5	Bromochloromethane	ND	3.7	1.1	ug/kg	
75-27-4	Bromodichloromethane	ND	3.7	0.75	ug/kg	
75-25-2	Bromoform <sup>b</sup>	ND	3.7	0.75	ug/kg	
104-51-8	n-Butylbenzene	ND	3.7	1.1	ug/kg	
135-98-8	sec-Butylbenzene	ND	3.7	1.1	ug/kg	
98-06-6	tert-Butylbenzene	ND	3.7	1.1	ug/kg	
108-90-7	Chlorobenzene	ND	3.7	1.1	ug/kg	
75-00-3	Chloroethane	ND	3.7	1.1	ug/kg	
67-66-3	Chloroform	ND	3.7	1.1	ug/kg	
95-49-8	o-Chlorotoluene	ND	3.7	1.1	ug/kg	
106-43-4	p-Chlorotoluene	ND	3.7	1.1	ug/kg	
56-23-5	Carbon tetrachloride	ND	3.7	0.75	ug/kg	
75-34-3	1,1-Dichloroethane	ND	3.7	0.75	ug/kg	
75-35-4	1,1-Dichloroethylene	ND	3.7	1.1	ug/kg	
563-58-6	1,1-Dichloropropene	ND	3.7	1.1	ug/kg	
96-12-8	1,2-Dibromo-3-chloropropane	ND	3.7	0.75	ug/kg	
106-93-4	1,2-Dibromoethane	ND	3.7	0.75	ug/kg	
107-06-2	1,2-Dichloroethane	ND	3.7	1.1	ug/kg	
78-87-5	1,2-Dichloropropane	ND	3.7	1.1	ug/kg	
142-28-9	1,3-Dichloropropane	ND	3.7	1.1	ug/kg	
108-20-3	Di-Isopropyl ether	ND	3.7	1.1	ug/kg	
594-20-7	2,2-Dichloropropane	ND	3.7	1.1	ug/kg	
124-48-1	Dibromochloromethane	ND	3.7	0.75	ug/kg	
75-71-8	Dichlorodifluoromethane	ND	3.7	0.75	ug/kg	
156-59-2	cis-1,2-Dichloroethylene	ND	3.7	1.1	ug/kg	
10061-01-5	cis-1,3-Dichloropropene	ND	3.7	1.1	ug/kg	
541-73-1	m-Dichlorobenzene	ND	3.7	1.1	ug/kg	
95-50-1	o-Dichlorobenzene	ND	3.7	1.1	ug/kg	
106-46-7	p-Dichlorobenzene	ND	3.7	1.1	ug/kg	

ND = Not detected MDL - Method Detection Limit

RL = Reporting Limit

E = Indicates value exceeds calibration range

J = Indicates an estimated value

B = Indicates analyte found in associated method blank

N = Indicates presumptive evidence of a compound

## Report of Analysis

<b>Client Sample ID:</b>	KK26-5.6	
<b>Lab Sample ID:</b>	C17161-16	<b>Date Sampled:</b> 07/25/11
<b>Matrix:</b>	SO - Soil	<b>Date Received:</b> 07/26/11
<b>Method:</b>	SW846 8260B	<b>Percent Solids:</b> n/a <sup>a</sup>
<b>Project:</b>	Romic Soil Investigation(Romic EPA) - 2081 Bay Road, East Palo Alto, CA	

## VOA 8260 List

CAS No.	Compound	Result	RL	MDL	Units	Q
156-60-5	trans-1,2-Dichloroethylene	ND	3.7	1.1	ug/kg	
10061-02-6	trans-1,3-Dichloropropene	ND	3.7	1.1	ug/kg	
100-41-4	Ethylbenzene	ND	3.7	1.1	ug/kg	
637-92-3	Ethyl tert-Butyl Ether	ND	3.7	1.1	ug/kg	
591-78-6	2-Hexanone	ND	30	3.7	ug/kg	
87-68-3	Hexachlorobutadiene	ND	3.7	0.75	ug/kg	
98-82-8	Isopropylbenzene	ND	3.7	1.1	ug/kg	
99-87-6	p-Isopropyltoluene	ND	3.7	1.1	ug/kg	
108-10-1	4-Methyl-2-pentanone	ND	30	11	ug/kg	
74-83-9	Methyl bromide	ND	3.7	1.9	ug/kg	
74-87-3	Methyl chloride	ND	3.7	1.1	ug/kg	
74-95-3	Methylene bromide	ND	3.7	1.9	ug/kg	
75-09-2	Methylene chloride	ND	19	12	ug/kg	
78-93-3	Methyl ethyl ketone	ND	30	9.0	ug/kg	
1634-04-4	Methyl Tert Butyl Ether	ND	3.7	0.75	ug/kg	
91-20-3	Naphthalene	ND	3.7	1.1	ug/kg	
103-65-1	n-Propylbenzene	ND	3.7	1.1	ug/kg	
100-42-5	Styrene	ND	3.7	0.75	ug/kg	
994-05-8	Tert-Amyl Methyl Ether	ND	3.7	0.90	ug/kg	
75-65-0	Tert Butyl Alcohol	ND	30	7.5	ug/kg	
630-20-6	1,1,1,2-Tetrachloroethane	ND	3.7	0.75	ug/kg	
71-55-6	1,1,1-Trichloroethane	ND	3.7	1.1	ug/kg	
79-34-5	1,1,2,2-Tetrachloroethane	ND	3.7	0.75	ug/kg	
79-00-5	1,1,2-Trichloroethane	ND	3.7	0.75	ug/kg	
87-61-6	1,2,3-Trichlorobenzene	ND	3.7	1.1	ug/kg	
96-18-4	1,2,3-Trichloropropane	ND	3.7	1.1	ug/kg	
120-82-1	1,2,4-Trichlorobenzene	ND	3.7	1.1	ug/kg	
95-63-6	1,2,4-Trimethylbenzene	ND	3.7	1.1	ug/kg	
108-67-8	1,3,5-Trimethylbenzene	ND	3.7	1.1	ug/kg	
127-18-4	Tetrachloroethylene	ND	3.7	2.6	ug/kg	
108-88-3	Toluene	ND	3.7	1.1	ug/kg	
79-01-6	Trichloroethylene	ND	3.7	0.75	ug/kg	
75-69-4	Trichlorofluoromethane	ND	3.7	0.90	ug/kg	
75-01-4	Vinyl chloride	ND	3.7	1.9	ug/kg	
1330-20-7	Xylene (total)	ND	7.5	3.0	ug/kg	

CAS No.	Surrogate Recoveries	Run# 1	Run# 2	Limits
1868-53-7	Dibromofluoromethane	97%		60-130%
2037-26-5	Toluene-D8	101%		60-130%

ND = Not detected MDL - Method Detection Limit

RL = Reporting Limit

E = Indicates value exceeds calibration range

J = Indicates an estimated value

B = Indicates analyte found in associated method blank

N = Indicates presumptive evidence of a compound

## Report of Analysis

<b>Client Sample ID:</b>	KK26-5.6		
<b>Lab Sample ID:</b>	C17161-16	<b>Date Sampled:</b>	07/25/11
<b>Matrix:</b>	SO - Soil	<b>Date Received:</b>	07/26/11
<b>Method:</b>	SW846 8260B	<b>Percent Solids:</b>	n/a <sup>a</sup>
<b>Project:</b>	Romic Soil Investigation(Romic EPA) - 2081 Bay Road, East Palo Alto, CA		

### VOA 8260 List

CAS No.	Surrogate Recoveries	Run# 1	Run# 2	Limits
460-00-4	4-Bromofluorobenzene	97%		60-130%

- (a) All results reported on wet weight basis.
- (b) CCV outside of control limits (biased high); not detected in sample.

ND = Not detected      MDL - Method Detection Limit  
 RL = Reporting Limit  
 E = Indicates value exceeds calibration range

J = Indicates an estimated value  
 B = Indicates analyte found in associated method blank  
 N = Indicates presumptive evidence of a compound

## Report of Analysis

<b>Client Sample ID:</b> KK26-5.6	<b>Date Sampled:</b> 07/25/11
<b>Lab Sample ID:</b> C17161-16	<b>Date Received:</b> 07/26/11
<b>Matrix:</b> SO - Soil	<b>Percent Solids:</b> n/a <sup>a</sup>
<b>Method:</b> SW846 8015B	
<b>Project:</b> Romic Soil Investigation(Romic EPA) - 2081 Bay Road, East Palo Alto, CA	

Run #	File ID	DF	Analyzed	By	Prep Date	Prep Batch	Analytical Batch
Run #1	JK21652.D	1	08/05/11	TT	n/a	n/a	GJK892
Run #2							

Run #	Initial Weight
Run #1	5.02 g
Run #2	

### TPH Volatiles

CAS No.	Compound	Result	RL	MDL	Units	Q
	TPH-GRO (C6-C10)	ND	0.10	0.050	mg/kg	
CAS No.	Surrogate Recoveries	Run# 1	Run# 2	Limits		
98-08-8	aaa-Trifluorotoluene	84%		60-157%		

(a) All results reported on wet weight basis.

ND = Not detected      MDL - Method Detection Limit  
 RL = Reporting Limit  
 E = Indicates value exceeds calibration range

J = Indicates an estimated value  
 B = Indicates analyte found in associated method blank  
 N = Indicates presumptive evidence of a compound

## Report of Analysis

<b>Client Sample ID:</b> KK26-5.6		<b>Date Sampled:</b> 07/25/11
<b>Lab Sample ID:</b> C17161-16		<b>Date Received:</b> 07/26/11
<b>Matrix:</b> SO - Soil		<b>Percent Solids:</b> n/a <sup>a</sup>
<b>Method:</b> SW846 8015B M SW846 3545A		
<b>Project:</b> Romic Soil Investigation(Romic EPA) - 2081 Bay Road, East Palo Alto, CA		

Run #	File ID	DF	Analyzed	By	Prep Date	Prep Batch	Analytical Batch
Run #1	GG27276.D	1	07/29/11	JH	07/27/11	OP4318	GGG732
Run #2							

Run #	Initial Weight	Final Volume
Run #1	10.1 g	1.0 ml
Run #2		

### TPH Extractable w/ Silica Gel Cleanup

CAS No.	Compound	Result	RL	MDL	Units	Q
	TPH (C10-C28)	ND	9.9	5.0	mg/kg	
	TPH (> C28-C40)	ND	20	9.9	mg/kg	

CAS No.	Surrogate Recoveries	Run# 1	Run# 2	Limits
630-01-3	Hexacosane	55%		45-140%

(a) All results reported on wet weight basis.

ND = Not detected      MDL - Method Detection Limit  
 RL = Reporting Limit  
 E = Indicates value exceeds calibration range

J = Indicates an estimated value  
 B = Indicates analyte found in associated method blank  
 N = Indicates presumptive evidence of a compound

## Report of Analysis

<b>Client Sample ID:</b> KK26-5.6	<b>Date Sampled:</b> 07/25/11
<b>Lab Sample ID:</b> C17161-16	<b>Date Received:</b> 07/26/11
<b>Matrix:</b> SO - Soil	<b>Percent Solids:</b> n/a <sup>a</sup>
<b>Project:</b> Romic Soil Investigation(Romic EPA) - 2081 Bay Road, East Palo Alto, CA	

### Metals Analysis

Analyte	Result	RL	Units	DF	Prep	Analyzed By	Method	Prep Method
Cadmium	< 0.90	0.90	mg/kg	1	07/28/11	07/30/11 RS	SW846 6010B <sup>1</sup>	SW846 3050B <sup>2</sup>
Chromium	33.7	0.90	mg/kg	1	07/28/11	07/30/11 RS	SW846 6010B <sup>1</sup>	SW846 3050B <sup>2</sup>
Lead	6.1	1.8	mg/kg	1	07/28/11	07/30/11 RS	SW846 6010B <sup>1</sup>	SW846 3050B <sup>2</sup>

(1) Instrument QC Batch: MA2014

(2) Prep QC Batch: MP3776

(a) All results reported on wet weight basis.

RL = Reporting Limit



## Report of Analysis

<b>Client Sample ID:</b>	KK26-GW		
<b>Lab Sample ID:</b>	C17161-17	<b>Date Sampled:</b>	07/25/11
<b>Matrix:</b>	AQ - Ground Water	<b>Date Received:</b>	07/26/11
<b>Method:</b>	SW846 8260B	<b>Percent Solids:</b>	n/a
<b>Project:</b>	Romic Soil Investigation(Romic EPA) - 2081 Bay Road, East Palo Alto, CA		

Run #1	File ID	DF	Analyzed	By	Prep Date	Prep Batch	Analytical Batch
Run #1	N23982.D	1	07/28/11	TF	n/a	n/a	VN800
Run #2							

Run #1	Purge Volume
Run #1	10.0 ml
Run #2	

## VOA 8260 List

CAS No.	Compound	Result	RL	MDL	Units	Q
67-64-1	Acetone	ND	20	10	ug/l	
71-43-2	Benzene	ND	1.0	0.30	ug/l	
108-86-1	Bromobenzene	ND	1.0	0.30	ug/l	
74-97-5	Bromochloromethane	ND	1.0	0.50	ug/l	
75-27-4	Bromodichloromethane	ND	1.0	0.30	ug/l	
75-25-2	Bromoform	ND	1.0	0.50	ug/l	
104-51-8	n-Butylbenzene	ND	5.0	0.50	ug/l	
135-98-8	sec-Butylbenzene	ND	5.0	0.50	ug/l	
98-06-6	tert-Butylbenzene	ND	5.0	0.50	ug/l	
108-90-7	Chlorobenzene	ND	1.0	0.30	ug/l	
75-00-3	Chloroethane	ND	1.0	0.30	ug/l	
67-66-3	Chloroform	ND	1.0	0.30	ug/l	
95-49-8	o-Chlorotoluene	ND	5.0	0.50	ug/l	
106-43-4	p-Chlorotoluene	ND	5.0	0.50	ug/l	
56-23-5	Carbon tetrachloride	ND	1.0	0.20	ug/l	
75-34-3	1,1-Dichloroethane	ND	1.0	0.30	ug/l	
75-35-4	1,1-Dichloroethylene	3.0	1.0	0.20	ug/l	
563-58-6	1,1-Dichloropropene	ND	1.0	0.30	ug/l	
96-12-8	1,2-Dibromo-3-chloropropane	ND	10	5.0	ug/l	
106-93-4	1,2-Dibromoethane	ND	1.0	0.20	ug/l	
107-06-2	1,2-Dichloroethane	17.6	1.0	0.30	ug/l	
78-87-5	1,2-Dichloropropane	ND	1.0	0.30	ug/l	
142-28-9	1,3-Dichloropropane	ND	1.0	0.30	ug/l	
108-20-3	Di-Isopropyl ether	ND	5.0	0.50	ug/l	
594-20-7	2,2-Dichloropropane	ND	1.0	0.30	ug/l	
124-48-1	Dibromochloromethane	ND	1.0	0.20	ug/l	
75-71-8	Dichlorodifluoromethane	ND	1.0	0.30	ug/l	
156-59-2	cis-1,2-Dichloroethylene	ND	1.0	0.30	ug/l	
10061-01-5	cis-1,3-Dichloropropene	ND	1.0	0.50	ug/l	
541-73-1	m-Dichlorobenzene	ND	1.0	0.30	ug/l	
95-50-1	o-Dichlorobenzene	ND	1.0	0.30	ug/l	
106-46-7	p-Dichlorobenzene	ND	1.0	0.30	ug/l	

ND = Not detected MDL - Method Detection Limit

RL = Reporting Limit

E = Indicates value exceeds calibration range

J = Indicates an estimated value

B = Indicates analyte found in associated method blank

N = Indicates presumptive evidence of a compound

## Report of Analysis

<b>Client Sample ID:</b>	KK26-GW	
<b>Lab Sample ID:</b>	C17161-17	<b>Date Sampled:</b> 07/25/11
<b>Matrix:</b>	AQ - Ground Water	<b>Date Received:</b> 07/26/11
<b>Method:</b>	SW846 8260B	<b>Percent Solids:</b> n/a
<b>Project:</b>	Romic Soil Investigation(Romic EPA) - 2081 Bay Road,East Palo Alto,CA	

### VOA 8260 List

CAS No.	Compound	Result	RL	MDL	Units	Q
156-60-5	trans-1,2-Dichloroethylene	ND	1.0	0.30	ug/l	
10061-02-6	trans-1,3-Dichloropropene	ND	1.0	0.20	ug/l	
100-41-4	Ethylbenzene	ND	1.0	0.30	ug/l	
637-92-3	Ethyl Tert Butyl Ether	ND	5.0	0.50	ug/l	
591-78-6	2-Hexanone	ND	20	10	ug/l	
87-68-3	Hexachlorobutadiene	ND	5.0	0.50	ug/l	
98-82-8	Isopropylbenzene	ND	1.0	0.20	ug/l	
99-87-6	p-Isopropyltoluene	ND	5.0	0.50	ug/l	
108-10-1	4-Methyl-2-pentanone	ND	20	5.0	ug/l	
74-83-9	Methyl bromide	ND	5.0	1.5	ug/l	
74-87-3	Methyl chloride	ND	1.0	0.30	ug/l	
74-95-3	Methylene bromide	ND	1.0	0.20	ug/l	
75-09-2	Methylene chloride	ND	20	5.0	ug/l	
78-93-3	Methyl ethyl ketone	ND	20	5.0	ug/l	
1634-04-4	Methyl Tert Butyl Ether	ND	1.0	0.50	ug/l	
91-20-3	Naphthalene	ND	5.0	0.50	ug/l	
103-65-1	n-Propylbenzene	ND	5.0	0.50	ug/l	
100-42-5	Styrene	ND	1.0	0.20	ug/l	
994-05-8	Tert-Amyl Methyl Ether	ND	5.0	0.50	ug/l	
75-65-0	Tert-Butyl Alcohol	ND	10	5.0	ug/l	
630-20-6	1,1,1,2-Tetrachloroethane	ND	1.0	0.20	ug/l	
71-55-6	1,1,1-Trichloroethane	ND	1.0	0.20	ug/l	
79-34-5	1,1,2,2-Tetrachloroethane	ND	1.0	0.20	ug/l	
79-00-5	1,1,2-Trichloroethane	10.8	1.0	0.20	ug/l	
87-61-6	1,2,3-Trichlorobenzene	ND	5.0	0.50	ug/l	
96-18-4	1,2,3-Trichloropropane	ND	5.0	0.50	ug/l	
120-82-1	1,2,4-Trichlorobenzene	ND	5.0	0.50	ug/l	
95-63-6	1,2,4-Trimethylbenzene	ND	5.0	0.50	ug/l	
108-67-8	1,3,5-Trimethylbenzene	ND	5.0	0.50	ug/l	
127-18-4	Tetrachloroethylene	ND	1.0	0.20	ug/l	
108-88-3	Toluene	ND	1.0	0.50	ug/l	
79-01-6	Trichloroethylene	1.5	1.0	0.30	ug/l	
75-69-4	Trichlorofluoromethane	ND	1.0	0.30	ug/l	
75-01-4	Vinyl chloride	ND	1.0	0.30	ug/l	
1330-20-7	Xylene (total)	ND	2.0	0.70	ug/l	

CAS No.	Surrogate Recoveries	Run# 1	Run# 2	Limits
1868-53-7	Dibromofluoromethane	104%		60-130%
2037-26-5	Toluene-D8	104%		60-130%

ND = Not detected      MDL - Method Detection Limit  
 RL = Reporting Limit  
 E = Indicates value exceeds calibration range

J = Indicates an estimated value  
 B = Indicates analyte found in associated method blank  
 N = Indicates presumptive evidence of a compound

## Report of Analysis

<b>Client Sample ID:</b> KK26-GW	
<b>Lab Sample ID:</b> C17161-17	<b>Date Sampled:</b> 07/25/11
<b>Matrix:</b> AQ - Ground Water	<b>Date Received:</b> 07/26/11
<b>Method:</b> SW846 8260B	<b>Percent Solids:</b> n/a
<b>Project:</b> Romic Soil Investigation(Romic EPA) - 2081 Bay Road, East Palo Alto, CA	

### VOA 8260 List

CAS No.	Surrogate Recoveries	Run# 1	Run# 2	Limits
460-00-4	4-Bromofluorobenzene	104%		60-130%

ND = Not detected      MDL - Method Detection Limit  
 RL = Reporting Limit  
 E = Indicates value exceeds calibration range

J = Indicates an estimated value  
 B = Indicates analyte found in associated method blank  
 N = Indicates presumptive evidence of a compound

## Report of Analysis

<b>Client Sample ID:</b>	KK26-GW	
<b>Lab Sample ID:</b>	C17161-17	<b>Date Sampled:</b> 07/25/11
<b>Matrix:</b>	AQ - Ground Water	<b>Date Received:</b> 07/26/11
<b>Method:</b>	SW846 8270C SW846 3510C	<b>Percent Solids:</b> n/a
<b>Project:</b>	Romic Soil Investigation(Romic EPA) - 2081 Bay Road, East Palo Alto, CA	

Run #1	File ID	DF	Analyzed	By	Prep Date	Prep Batch	Analytical Batch
Run #1	Y9055.D	1	07/28/11	MT	07/27/11	OP4317	EY432
Run #2							

Run #1	Initial Volume	Final Volume
Run #1	1040 ml	1.0 ml
Run #2		

## ABN Full List

CAS No.	Compound	Result	RL	MDL	Units	Q
65-85-0	Benzoic Acid	ND	19	4.8	ug/l	
95-57-8	2-Chlorophenol	ND	9.6	4.8	ug/l	
59-50-7	4-Chloro-3-methyl phenol	ND	14	5.8	ug/l	
120-83-2	2,4-Dichlorophenol	ND	14	4.8	ug/l	
105-67-9	2,4-Dimethylphenol	ND	9.6	4.8	ug/l	
51-28-5	2,4-Dinitrophenol	ND	19	2.9	ug/l	
534-52-1	4,6-Dinitro-o-cresol	ND	19	1.9	ug/l	
95-48-7	2-Methylphenol	ND	9.6	4.8	ug/l	
	3&4-Methylphenol	ND	9.6	3.8	ug/l	
88-75-5	2-Nitrophenol	ND	14	4.8	ug/l	
100-02-7	4-Nitrophenol	ND	9.6	0.96	ug/l	
87-86-5	Pentachlorophenol	ND	9.6	2.9	ug/l	
108-95-2	Phenol	ND	9.6	2.9	ug/l	
95-95-4	2,4,5-Trichlorophenol	ND	14	5.8	ug/l	
88-06-2	2,4,6-Trichlorophenol	ND	14	5.8	ug/l	
83-32-9	Acenaphthene	ND	9.6	4.8	ug/l	
208-96-8	Acenaphthylene	ND	14	4.8	ug/l	
62-53-3	Aniline	ND	9.6	4.8	ug/l	
120-12-7	Anthracene	ND	9.6	3.8	ug/l	
103-33-3	Azobenzene	ND	9.6	4.8	ug/l	
92-87-5	Benzidine	ND	19	5.8	ug/l	
56-55-3	Benzo(a)anthracene	ND	9.6	1.9	ug/l	
50-32-8	Benzo(a)pyrene	ND	9.6	1.9	ug/l	
205-99-2	Benzo(b)fluoranthene	ND	9.6	1.9	ug/l	
191-24-2	Benzo(g,h,i)perylene	ND	9.6	1.9	ug/l	
207-08-9	Benzo(k)fluoranthene	ND	9.6	1.9	ug/l	
101-55-3	4-Bromophenyl phenyl ether	ND	14	5.8	ug/l	
85-68-7	Butyl benzyl phthalate	ND	9.6	2.9	ug/l	
100-51-6	Benzyl Alcohol	ND	9.6	4.8	ug/l	
91-58-7	2-Chloronaphthalene	ND	9.6	4.8	ug/l	
106-47-8	4-Chloroaniline	ND	9.6	4.8	ug/l	
86-74-8	Carbazole	ND	9.6	2.9	ug/l	

ND = Not detected MDL - Method Detection Limit

RL = Reporting Limit

E = Indicates value exceeds calibration range

J = Indicates an estimated value

B = Indicates analyte found in associated method blank

N = Indicates presumptive evidence of a compound

## Report of Analysis

<b>Client Sample ID:</b>	KK26-GW		<b>Date Sampled:</b>	07/25/11
<b>Lab Sample ID:</b>	C17161-17		<b>Date Received:</b>	07/26/11
<b>Matrix:</b>	AQ - Ground Water		<b>Percent Solids:</b>	n/a
<b>Method:</b>	SW846 8270C SW846 3510C			
<b>Project:</b>	Romic Soil Investigation(Romic EPA) - 2081 Bay Road,East Palo Alto,CA			

## ABN Full List

CAS No.	Compound	Result	RL	MDL	Units	Q
218-01-9	Chrysene	ND	9.6	1.9	ug/l	
111-91-1	bis(2-Chloroethoxy)methane	ND	14	4.8	ug/l	
111-44-4	bis(2-Chloroethyl)ether	ND	9.6	3.8	ug/l	
108-60-1	bis(2-Chloroisopropyl)ether	ND	9.6	3.8	ug/l	
7005-72-3	4-Chlorophenyl phenyl ether	ND	14	5.8	ug/l	
95-50-1	1,2-Dichlorobenzene	ND	9.6	3.8	ug/l	
541-73-1	1,3-Dichlorobenzene	ND	9.6	3.8	ug/l	
106-46-7	1,4-Dichlorobenzene	ND	9.6	3.8	ug/l	
121-14-2	2,4-Dinitrotoluene	ND	9.6	4.8	ug/l	
606-20-2	2,6-Dinitrotoluene	ND	14	5.8	ug/l	
91-94-1	3,3'-Dichlorobenzidine	ND	9.6	4.8	ug/l	
53-70-3	Dibenzo(a,h)anthracene	ND	9.6	1.9	ug/l	
132-64-9	Dibenzofuran	ND	14	4.8	ug/l	
122-39-4	Diphenylamine	ND	14	4.8	ug/l	
84-74-2	Di-n-butyl phthalate	ND	9.6	2.9	ug/l	
117-84-0	Di-n-octyl phthalate	ND	9.6	2.9	ug/l	
84-66-2	Diethyl phthalate	ND	9.6	4.8	ug/l	
131-11-3	Dimethyl phthalate	ND	9.6	3.8	ug/l	
117-81-7	bis(2-Ethylhexyl)phthalate	ND	9.6	2.9	ug/l	
206-44-0	Fluoranthene	ND	9.6	2.9	ug/l	
86-73-7	Fluorene	ND	14	5.8	ug/l	
118-74-1	Hexachlorobenzene	ND	14	4.8	ug/l	
87-68-3	Hexachlorobutadiene	ND	19	3.8	ug/l	
77-47-4	Hexachlorocyclopentadiene	ND	9.6	2.9	ug/l	
67-72-1	Hexachloroethane	ND	9.6	3.8	ug/l	
193-39-5	Indeno(1,2,3-cd)pyrene	ND	9.6	1.9	ug/l	
78-59-1	Isophorone	ND	14	4.8	ug/l	
90-12-0	1-Methylnaphthalene	ND	9.6	4.8	ug/l	
91-57-6	2-Methylnaphthalene	ND	9.6	4.8	ug/l	
88-74-4	2-Nitroaniline	ND	14	5.8	ug/l	
99-09-2	3-Nitroaniline	ND	9.6	4.8	ug/l	
100-01-6	4-Nitroaniline	ND	9.6	3.8	ug/l	
91-20-3	Naphthalene	ND	9.6	4.8	ug/l	
98-95-3	Nitrobenzene	ND	9.6	4.8	ug/l	
62-75-9	N-Nitrosodimethylamine	ND	19	2.9	ug/l	
621-64-7	N-Nitroso-di-n-propylamine	ND	9.6	4.8	ug/l	
85-01-8	Phenanthrene	ND	9.6	4.8	ug/l	
129-00-0	Pyrene	ND	9.6	2.9	ug/l	
110-86-1	Pyridine	ND	19	1.9	ug/l	
120-82-1	1,2,4-Trichlorobenzene	ND	9.6	3.8	ug/l	

ND = Not detected MDL - Method Detection Limit

RL = Reporting Limit

E = Indicates value exceeds calibration range

J = Indicates an estimated value

B = Indicates analyte found in associated method blank

N = Indicates presumptive evidence of a compound

## Report of Analysis

<b>Client Sample ID:</b> KK26-GW	
<b>Lab Sample ID:</b> C17161-17	<b>Date Sampled:</b> 07/25/11
<b>Matrix:</b> AQ - Ground Water	<b>Date Received:</b> 07/26/11
<b>Method:</b> SW846 8270C SW846 3510C	<b>Percent Solids:</b> n/a
<b>Project:</b> Romic Soil Investigation(Romic EPA) - 2081 Bay Road, East Palo Alto, CA	

### ABN Full List

CAS No.	Surrogate Recoveries	Run# 1	Run# 2	Limits
367-12-4	2-Fluorophenol	3% <sup>a</sup>		10-100%
4165-62-2	Phenol-d5	1% <sup>a</sup>		7-100%
118-79-6	2,4,6-Tribromophenol	3% <sup>a</sup>		25-115%
4165-60-0	Nitrobenzene-d5	87%		25-100%
321-60-8	2-Fluorobiphenyl	83%		25-106%
1718-51-0	Terphenyl-d14	101%		35-130%

(a) Surrogate outside control limits due to matrix interference (Emulsion formed on acid phase during extraction process).

ND = Not detected      MDL - Method Detection Limit  
 RL = Reporting Limit  
 E = Indicates value exceeds calibration range

J = Indicates an estimated value  
 B = Indicates analyte found in associated method blank  
 N = Indicates presumptive evidence of a compound

## Report of Analysis

<b>Client Sample ID:</b> KK26-GW		<b>Date Sampled:</b> 07/25/11
<b>Lab Sample ID:</b> C17161-17		<b>Date Received:</b> 07/26/11
<b>Matrix:</b> AQ - Ground Water		<b>Percent Solids:</b> n/a
<b>Method:</b> SW846 8015B		
<b>Project:</b> Romic Soil Investigation(Romic EPA) - 2081 Bay Road, East Palo Alto, CA		

Run #	File ID	DF	Analyzed	By	Prep Date	Prep Batch	Analytical Batch
Run #1	JK21631.D	1	08/05/11	TT	n/a	n/a	GJK891
Run #2							

Run #	Purge Volume
Run #1	10.0 ml
Run #2	

**TPH Volatiles**

CAS No.	Compound	Result	RL	MDL	Units	Q
	TPH-GRO (C6-C10)	ND	0.050	0.020	mg/l	
CAS No.	Surrogate Recoveries	Run# 1	Run# 2	Limits		
98-08-8	aaa-Trifluorotoluene	103%		64-153%		

ND = Not detected      MDL - Method Detection Limit  
 RL = Reporting Limit

J = Indicates an estimated value  
 B = Indicates analyte found in associated method blank  
 N = Indicates presumptive evidence of a compound

**Report of Analysis**

<b>Client Sample ID:</b> KK26-GW	
<b>Lab Sample ID:</b> C17161-17	<b>Date Sampled:</b> 07/25/11
<b>Matrix:</b> AQ - Ground Water	<b>Date Received:</b> 07/26/11
<b>Method:</b> SW846 8081A SW846 3510C	<b>Percent Solids:</b> n/a
<b>Project:</b> Romc Soil Investigation(Romc EPA) - 2081 Bay Road, East Palo Alto, CA	

	File ID	DF	Analyzed	By	Prep Date	Prep Batch	Analytical Batch
Run #1 <sup>a</sup>	OO22990.D	3	07/31/11	RV	07/28/11	OP4323	G00733
Run #2							

	Initial Volume	Final Volume
Run #1	1060 ml	1.0 ml
Run #2		

**Pesticide PPL List**

CAS No.	Compound	Result	RL	MDL	Units	Q
309-00-2	Aldrin	ND	0.071	0.0085	ug/l	
319-84-6	alpha-BHC	ND	0.071	0.0085	ug/l	
319-85-7	beta-BHC	ND	0.071	0.011	ug/l	
319-86-8	delta-BHC	ND	0.071	0.011	ug/l	
58-89-9	gamma-BHC (Lindane)	ND	0.071	0.011	ug/l	
12789-03-6	Chlordane	ND	0.57	0.57	ug/l	
60-57-1	Dieldrin	ND	0.071	0.0085	ug/l	
72-54-8	4,4' -DDD	ND	0.071	0.0085	ug/l	
72-55-9	4,4' -DDE	ND	0.071	0.0085	ug/l	
50-29-3	4,4' -DDT	ND	0.071	0.0085	ug/l	
72-20-8	Endrin	ND	0.071	0.0085	ug/l	
7421-93-4	Endrin aldehyde	ND	0.071	0.0085	ug/l	
959-98-8	Endosulfan-I	ND	0.071	0.011	ug/l	
33213-65-9	Endosulfan-II	ND	0.071	0.011	ug/l	
1031-07-8	Endosulfan sulfate	ND	0.071	0.014	ug/l	
76-44-8	Heptachlor	ND	0.071	0.011	ug/l	
1024-57-3	Heptachlor epoxide	ND	0.071	0.011	ug/l	
72-43-5	Methoxychlor	ND	0.071	0.0085	ug/l	
8001-35-2	Toxaphene	ND	0.57	0.57	ug/l	

CAS No.	Surrogate Recoveries	Run# 1	Run# 2	Limits
877-09-8	Tetrachloro-m-xylene	39% <sup>b</sup>		44-140%
877-09-8	Tetrachloro-m-xylene	50%		44-140%
2051-24-3	Decachlorobiphenyl	54%		44-140%
2051-24-3	Decachlorobiphenyl	62%		44-140%

(a) Reporting limits raised due to high concentration of non-target compounds (hydrocarbons).

(b) Surrogate outside control limits due to matrix interference. Emulsion formed during extraction process.

ND = Not detected      MDL - Method Detection Limit

RL = Reporting Limit

E = Indicates value exceeds calibration range

J = Indicates an estimated value

B = Indicates analyte found in associated method blank

N = Indicates presumptive evidence of a compound



## Report of Analysis

<b>Client Sample ID:</b> KK26-GW		<b>Date Sampled:</b> 07/25/11
<b>Lab Sample ID:</b> C17161-17		<b>Date Received:</b> 07/26/11
<b>Matrix:</b> AQ - Ground Water		<b>Percent Solids:</b> n/a
<b>Method:</b> SW846 8082 SW846 3510C		
<b>Project:</b> Romc Soil Investigation(Romc EPA) - 2081 Bay Road, East Palo Alto, CA		

Run #	File ID	DF	Analyzed	By	Prep Date	Prep Batch	Analytical Batch
Run #1	PP20537.D	1	07/28/11	RV	07/28/11	OP4324	GPP694
Run #2							

Run #	Initial Volume	Final Volume
Run #1	1060 ml	1.0 ml
Run #2		

**PCB List**

CAS No.	Compound	Result	RL	MDL	Units	Q
12674-11-2	Aroclor 1016	ND	0.094	0.019	ug/l	
11104-28-2	Aroclor 1221	ND	0.094	0.047	ug/l	
11141-16-5	Aroclor 1232	ND	0.094	0.047	ug/l	
53469-21-9	Aroclor 1242	ND	0.094	0.047	ug/l	
12672-29-6	Aroclor 1248	ND	0.094	0.047	ug/l	
11097-69-1	Aroclor 1254	ND	0.094	0.047	ug/l	
11096-82-5	Aroclor 1260	ND	0.094	0.028	ug/l	

CAS No.	Surrogate Recoveries	Run# 1	Run# 2	Limits
877-09-8	Tetrachloro-m-xylene	54%		41-134%
877-09-8	Tetrachloro-m-xylene	51%		41-134%
2051-24-3	Decachlorobiphenyl	68%		41-134%
2051-24-3	Decachlorobiphenyl	56%		41-134%

ND = Not detected      MDL - Method Detection Limit      J = Indicates an estimated value  
 RL = Reporting Limit      B = Indicates analyte found in associated method blank  
 E = Indicates value exceeds calibration range      N = Indicates presumptive evidence of a compound

## Report of Analysis

<b>Client Sample ID:</b> KK26-GW		<b>Date Sampled:</b> 07/25/11
<b>Lab Sample ID:</b> C17161-17		<b>Date Received:</b> 07/26/11
<b>Matrix:</b> AQ - Ground Water		<b>Percent Solids:</b> n/a
<b>Method:</b> SW846 8015B M SW846 3510C		
<b>Project:</b> Romic Soil Investigation(Romic EPA) - 2081 Bay Road, East Palo Alto, CA		

Run #	File ID	DF	Analyzed	By	Prep Date	Prep Batch	Analytical Batch
Run #1	GG27262.D	1	07/29/11	JH	07/28/11	OP4320	GGG731
Run #2							

Run #	Initial Volume	Final Volume
Run #1	1050 ml	1.0 ml
Run #2		

### TPH Extractable w/ Silica Gel Cleanup

CAS No.	Compound	Result	RL	MDL	Units	Q
	TPH (C10-C28)	ND	0.095	0.048	mg/l	
	TPH (> C28-C40)	ND	0.19	0.095	mg/l	

CAS No.	Surrogate Recoveries	Run# 1	Run# 2	Limits
630-01-3	Hexacosane	59%		45-140%

ND = Not detected      MDL - Method Detection Limit  
 RL = Reporting Limit  
 E = Indicates value exceeds calibration range

J = Indicates an estimated value  
 B = Indicates analyte found in associated method blank  
 N = Indicates presumptive evidence of a compound

## Report of Analysis

<b>Client Sample ID:</b> KK26-GW	<b>Date Sampled:</b> 07/25/11
<b>Lab Sample ID:</b> C17161-17	<b>Date Received:</b> 07/26/11
<b>Matrix:</b> AQ - Ground Water	<b>Percent Solids:</b> n/a
<b>Project:</b> Romic Soil Investigation(Romic EPA) - 2081 Bay Road,East Palo Alto,CA	

## Total Metals Analysis

Analyte	Result	RL	Units	DF	Prep	Analyzed By	Method	Prep Method
Antimony	< 12	12	ug/l	2	07/27/11	07/27/11 RS	SW846 6010B <sup>1</sup>	SW3010A <sup>3</sup>
Arsenic	< 20	20	ug/l	2	07/27/11	07/27/11 RS	SW846 6010B <sup>1</sup>	SW3010A <sup>3</sup>
Barium	1860	400	ug/l	2	07/27/11	07/27/11 RS	SW846 6010B <sup>1</sup>	SW3010A <sup>3</sup>
Beryllium	< 10	10	ug/l	2	07/27/11	07/27/11 RS	SW846 6010B <sup>1</sup>	SW3010A <sup>3</sup>
Cadmium	< 4.0	4.0	ug/l	2	07/27/11	07/27/11 RS	SW846 6010B <sup>1</sup>	SW3010A <sup>3</sup>
Chromium	211	20	ug/l	2	07/27/11	07/27/11 RS	SW846 6010B <sup>1</sup>	SW3010A <sup>3</sup>
Cobalt	58.5	10	ug/l	2	07/27/11	07/27/11 RS	SW846 6010B <sup>1</sup>	SW3010A <sup>3</sup>
Copper	185	20	ug/l	2	07/27/11	07/27/11 RS	SW846 6010B <sup>1</sup>	SW3010A <sup>3</sup>
Lead	27.7	20	ug/l	2	07/27/11	07/27/11 RS	SW846 6010B <sup>1</sup>	SW3010A <sup>3</sup>
Mercury	1.3	0.20	ug/l	1	07/27/11	07/27/11 PH	SW846 7470A <sup>2</sup>	EPA 245.1/SW7470A <sup>4</sup>
Molybdenum	< 40	40	ug/l	2	07/27/11	07/27/11 RS	SW846 6010B <sup>1</sup>	SW3010A <sup>3</sup>
Nickel	236	10	ug/l	2	07/27/11	07/27/11 RS	SW846 6010B <sup>1</sup>	SW3010A <sup>3</sup>
Selenium	< 20	20	ug/l	2	07/27/11	07/27/11 RS	SW846 6010B <sup>1</sup>	SW3010A <sup>3</sup>
Silver	12.6	10	ug/l	2	07/27/11	07/27/11 RS	SW846 6010B <sup>1</sup>	SW3010A <sup>3</sup>
Thallium	< 20	20	ug/l	2	07/27/11	07/27/11 RS	SW846 6010B <sup>1</sup>	SW3010A <sup>3</sup>
Vanadium	203	20	ug/l	2	07/27/11	07/27/11 RS	SW846 6010B <sup>1</sup>	SW3010A <sup>3</sup>
Zinc	362	40	ug/l	2	07/27/11	07/27/11 RS	SW846 6010B <sup>1</sup>	SW3010A <sup>3</sup>

(1) Instrument QC Batch: MA2009

(2) Instrument QC Batch: MA2010

(3) Prep QC Batch: MP3772

(4) Prep QC Batch: MP3773

RL = Reporting Limit

## Report of Analysis

<b>Client Sample ID:</b>	R25-0.5	<b>Date Sampled:</b>	07/25/11
<b>Lab Sample ID:</b>	C17161-18	<b>Date Received:</b>	07/26/11
<b>Matrix:</b>	SO - Soil	<b>Percent Solids:</b>	n/a <sup>a</sup>
<b>Method:</b>	SW846 8260B	<b>Project:</b> Romic Soil Investigation(Romic EPA) - 2081 Bay Road, East Palo Alto, CA	

Run #	File ID	DF	Analyzed	By	Prep Date	Prep Batch	Analytical Batch
Run #1	M26291.D	1	08/05/11	TN	n/a	n/a	VM836
Run #2							

Run #	Initial Weight
Run #1	5.81 g
Run #2	

## VOA 8260 List

CAS No.	Compound	Result	RL	MDL	Units	Q
67-64-1	Acetone	ND	86	17	ug/kg	
71-43-2	Benzene	ND	4.3	1.3	ug/kg	
108-86-1	Bromobenzene	ND	4.3	1.3	ug/kg	
74-97-5	Bromochloromethane	ND	4.3	1.3	ug/kg	
75-27-4	Bromodichloromethane	ND	4.3	0.86	ug/kg	
75-25-2	Bromoform <sup>b</sup>	ND	4.3	0.86	ug/kg	
104-51-8	n-Butylbenzene	ND	4.3	1.3	ug/kg	
135-98-8	sec-Butylbenzene	ND	4.3	1.3	ug/kg	
98-06-6	tert-Butylbenzene	ND	4.3	1.3	ug/kg	
108-90-7	Chlorobenzene	ND	4.3	1.3	ug/kg	
75-00-3	Chloroethane	ND	4.3	1.3	ug/kg	
67-66-3	Chloroform	ND	4.3	1.3	ug/kg	
95-49-8	o-Chlorotoluene	ND	4.3	1.3	ug/kg	
106-43-4	p-Chlorotoluene	ND	4.3	1.3	ug/kg	
56-23-5	Carbon tetrachloride	ND	4.3	0.86	ug/kg	
75-34-3	1,1-Dichloroethane	ND	4.3	0.86	ug/kg	
75-35-4	1,1-Dichloroethylene	ND	4.3	1.3	ug/kg	
563-58-6	1,1-Dichloropropene	ND	4.3	1.3	ug/kg	
96-12-8	1,2-Dibromo-3-chloropropane	ND	4.3	0.86	ug/kg	
106-93-4	1,2-Dibromoethane	ND	4.3	0.86	ug/kg	
107-06-2	1,2-Dichloroethane	ND	4.3	1.3	ug/kg	
78-87-5	1,2-Dichloropropane	ND	4.3	1.3	ug/kg	
142-28-9	1,3-Dichloropropane	ND	4.3	1.3	ug/kg	
108-20-3	Di-Isopropyl ether	ND	4.3	1.3	ug/kg	
594-20-7	2,2-Dichloropropane	ND	4.3	1.3	ug/kg	
124-48-1	Dibromochloromethane	ND	4.3	0.86	ug/kg	
75-71-8	Dichlorodifluoromethane	ND	4.3	0.86	ug/kg	
156-59-2	cis-1,2-Dichloroethylene	ND	4.3	1.3	ug/kg	
10061-01-5	cis-1,3-Dichloropropene	ND	4.3	1.3	ug/kg	
541-73-1	m-Dichlorobenzene	ND	4.3	1.3	ug/kg	
95-50-1	o-Dichlorobenzene	ND	4.3	1.3	ug/kg	
106-46-7	p-Dichlorobenzene	ND	4.3	1.3	ug/kg	

ND = Not detected MDL - Method Detection Limit

RL = Reporting Limit

E = Indicates value exceeds calibration range

J = Indicates an estimated value

B = Indicates analyte found in associated method blank

N = Indicates presumptive evidence of a compound

## Report of Analysis

<b>Client Sample ID:</b>	R25-0.5	<b>Date Sampled:</b>	07/25/11
<b>Lab Sample ID:</b>	C17161-18	<b>Date Received:</b>	07/26/11
<b>Matrix:</b>	SO - Soil	<b>Percent Solids:</b>	n/a <sup>a</sup>
<b>Method:</b>	SW846 8260B		
<b>Project:</b>	Romic Soil Investigation(Romic EPA) - 2081 Bay Road,East Palo Alto,CA		

## VOA 8260 List

CAS No.	Compound	Result	RL	MDL	Units	Q
156-60-5	trans-1,2-Dichloroethylene	ND	4.3	1.3	ug/kg	
10061-02-6	trans-1,3-Dichloropropene	ND	4.3	1.3	ug/kg	
100-41-4	Ethylbenzene	ND	4.3	1.3	ug/kg	
637-92-3	Ethyl tert-Butyl Ether	ND	4.3	1.3	ug/kg	
591-78-6	2-Hexanone	ND	34	4.3	ug/kg	
87-68-3	Hexachlorobutadiene	ND	4.3	0.86	ug/kg	
98-82-8	Isopropylbenzene	ND	4.3	1.3	ug/kg	
99-87-6	p-Isopropyltoluene	ND	4.3	1.3	ug/kg	
108-10-1	4-Methyl-2-pentanone	ND	34	13	ug/kg	
74-83-9	Methyl bromide	ND	4.3	2.2	ug/kg	
74-87-3	Methyl chloride	ND	4.3	1.3	ug/kg	
74-95-3	Methylene bromide	ND	4.3	2.2	ug/kg	
75-09-2	Methylene chloride	ND	22	14	ug/kg	
78-93-3	Methyl ethyl ketone	ND	34	10	ug/kg	
1634-04-4	Methyl Tert Butyl Ether	ND	4.3	0.86	ug/kg	
91-20-3	Naphthalene	ND	4.3	1.3	ug/kg	
103-65-1	n-Propylbenzene	ND	4.3	1.3	ug/kg	
100-42-5	Styrene	ND	4.3	0.86	ug/kg	
994-05-8	Tert-Amyl Methyl Ether	ND	4.3	1.0	ug/kg	
75-65-0	Tert Butyl Alcohol	ND	34	8.6	ug/kg	
630-20-6	1,1,1,2-Tetrachloroethane	ND	4.3	0.86	ug/kg	
71-55-6	1,1,1-Trichloroethane	ND	4.3	1.3	ug/kg	
79-34-5	1,1,2,2-Tetrachloroethane	ND	4.3	0.86	ug/kg	
79-00-5	1,1,2-Trichloroethane	ND	4.3	0.86	ug/kg	
87-61-6	1,2,3-Trichlorobenzene	ND	4.3	1.3	ug/kg	
96-18-4	1,2,3-Trichloropropane	ND	4.3	1.3	ug/kg	
120-82-1	1,2,4-Trichlorobenzene	ND	4.3	1.3	ug/kg	
95-63-6	1,2,4-Trimethylbenzene	ND	4.3	1.3	ug/kg	
108-67-8	1,3,5-Trimethylbenzene	ND	4.3	1.3	ug/kg	
127-18-4	Tetrachloroethylene	ND	4.3	3.0	ug/kg	
108-88-3	Toluene	ND	4.3	1.3	ug/kg	
79-01-6	Trichloroethylene	4.5	4.3	0.86	ug/kg	
75-69-4	Trichlorofluoromethane	ND	4.3	1.0	ug/kg	
75-01-4	Vinyl chloride	ND	4.3	2.2	ug/kg	
1330-20-7	Xylene (total)	ND	8.6	3.4	ug/kg	

CAS No.	Surrogate Recoveries	Run# 1	Run# 2	Limits
1868-53-7	Dibromofluoromethane	96%		60-130%
2037-26-5	Toluene-D8	103%		60-130%

ND = Not detected MDL - Method Detection Limit

RL = Reporting Limit

E = Indicates value exceeds calibration range

J = Indicates an estimated value

B = Indicates analyte found in associated method blank

N = Indicates presumptive evidence of a compound

## Report of Analysis

<b>Client Sample ID:</b>	R25-0.5	<b>Date Sampled:</b>	07/25/11
<b>Lab Sample ID:</b>	C17161-18	<b>Date Received:</b>	07/26/11
<b>Matrix:</b>	SO - Soil	<b>Percent Solids:</b>	n/a <sup>a</sup>
<b>Method:</b>	SW846 8260B	<b>Project:</b> Romic Soil Investigation(Romic EPA) - 2081 Bay Road, East Palo Alto, CA	

### VOA 8260 List

CAS No.	Surrogate Recoveries	Run# 1	Run# 2	Limits
460-00-4	4-Bromofluorobenzene	96%		60-130%

- (a) All results reported on wet weight basis.
- (b) CCV outside of control limits (biased high); not detected in sample.

ND = Not detected      MDL - Method Detection Limit  
 RL = Reporting Limit  
 E = Indicates value exceeds calibration range

J = Indicates an estimated value  
 B = Indicates analyte found in associated method blank  
 N = Indicates presumptive evidence of a compound

## Report of Analysis

<b>Client Sample ID:</b>	R25-0.5	<b>Date Sampled:</b>	07/25/11
<b>Lab Sample ID:</b>	C17161-18	<b>Date Received:</b>	07/26/11
<b>Matrix:</b>	SO - Soil	<b>Percent Solids:</b>	n/a <sup>a</sup>
<b>Method:</b>	SW846 8270C SW846 3550B	<b>Project:</b> Romic Soil Investigation(Romic EPA) - 2081 Bay Road, East Palo Alto, CA	

Run #1	File ID	DF	Analyzed	By	Prep Date	Prep Batch	Analytical Batch
Run #1	Y9106.D	1	07/30/11	MT	07/29/11	OP4332	EY434
Run #2							

Run #1	Initial Weight	Final Volume
Run #1	10.0 g	1.0 ml
Run #2		

## ABN Full List

CAS No.	Compound	Result	RL	MDL	Units	Q
65-85-0	Benzoic acid	ND	1000	890	ug/kg	
95-57-8	2-Chlorophenol	ND	1000	680	ug/kg	
59-50-7	4-Chloro-3-methyl phenol	ND	500	420	ug/kg	
120-83-2	2,4-Dichlorophenol	ND	500	140	ug/kg	
105-67-9	2,4-Dimethylphenol	ND	500	150	ug/kg	
51-28-5	2,4-Dinitrophenol	ND	2500	850	ug/kg	
534-52-1	4,6-Dinitro-o-cresol	ND	2000	1000	ug/kg	
95-48-7	2-Methylphenol	ND	500	170	ug/kg	
	3&4-Methylphenol	ND	500	150	ug/kg	
88-75-5	2-Nitrophenol	ND	500	130	ug/kg	
100-02-7	4-Nitrophenol	ND	2000	1200	ug/kg	
87-86-5	Pentachlorophenol	ND	500	420	ug/kg	
108-95-2	Phenol	ND	2000	1300	ug/kg	
95-95-4	2,4,5-Trichlorophenol	ND	500	120	ug/kg	
88-06-2	2,4,6-Trichlorophenol	ND	500	160	ug/kg	
83-32-9	Acenaphthene	ND	1000	500	ug/kg	
208-96-8	Acenaphthylene	ND	500	200	ug/kg	
62-53-3	Aniline	ND	500	140	ug/kg	
120-12-7	Anthracene	ND	500	100	ug/kg	
103-33-3	Azobenzene	ND	500	170	ug/kg	
92-87-5	Benzidine	ND	2500	730	ug/kg	
56-55-3	Benzo(a)anthracene	ND	500	70	ug/kg	
50-32-8	Benzo(a)pyrene	ND	500	90	ug/kg	
205-99-2	Benzo(b)fluoranthene	ND	500	60	ug/kg	
191-24-2	Benzo(g,h,i)perylene	ND	500	150	ug/kg	
207-08-9	Benzo(k)fluoranthene	ND	500	120	ug/kg	
101-55-3	4-Bromophenyl phenyl ether	ND	500	150	ug/kg	
85-68-7	Butyl benzyl phthalate	ND	500	110	ug/kg	
100-51-6	Benzyl Alcohol	ND	1000	160	ug/kg	
91-58-7	2-Chloronaphthalene	ND	500	180	ug/kg	
106-47-8	4-Chloroaniline	ND	500	140	ug/kg	
86-74-8	Carbazole	ND	500	80	ug/kg	

ND = Not detected MDL - Method Detection Limit

RL = Reporting Limit

E = Indicates value exceeds calibration range

J = Indicates an estimated value

B = Indicates analyte found in associated method blank

N = Indicates presumptive evidence of a compound

## Report of Analysis

<b>Client Sample ID:</b>	R25-0.5	<b>Date Sampled:</b>	07/25/11
<b>Lab Sample ID:</b>	C17161-18	<b>Date Received:</b>	07/26/11
<b>Matrix:</b>	SO - Soil	<b>Percent Solids:</b>	n/a <sup>a</sup>
<b>Method:</b>	SW846 8270C SW846 3550B		
<b>Project:</b>	Romic Soil Investigation(Romic EPA) - 2081 Bay Road, East Palo Alto, CA		

## ABN Full List

CAS No.	Compound	Result	RL	MDL	Units	Q
218-01-9	Chrysene	ND	500	100	ug/kg	
111-91-1	bis(2-Chloroethoxy)methane	ND	500	180	ug/kg	
111-44-4	bis(2-Chloroethyl)ether	ND	500	230	ug/kg	
108-60-1	bis(2-Chloroisopropyl)ether	ND	500	270	ug/kg	
7005-72-3	4-Chlorophenyl phenyl ether	ND	500	190	ug/kg	
95-50-1	1,2-Dichlorobenzene	ND	500	160	ug/kg	
541-73-1	1,3-Dichlorobenzene	ND	500	150	ug/kg	
106-46-7	1,4-Dichlorobenzene	ND	500	420	ug/kg	
121-14-2	2,4-Dinitrotoluene	ND	500	460	ug/kg	
606-20-2	2,6-Dinitrotoluene	ND	1000	320	ug/kg	
91-94-1	3,3'-Dichlorobenzidine	ND	2500	140	ug/kg	
53-70-3	Dibenzo(a,h)anthracene	ND	500	130	ug/kg	
132-64-9	Dibenzofuran	ND	500	160	ug/kg	
122-39-4	Diphenylamine	ND	500	120	ug/kg	
84-74-2	Di-n-butyl phthalate	ND	500	100	ug/kg	
117-84-0	Di-n-octyl phthalate	ND	500	130	ug/kg	
84-66-2	Diethyl phthalate	ND	500	170	ug/kg	
131-11-3	Dimethyl phthalate	ND	500	180	ug/kg	
117-81-7	bis(2-Ethylhexyl)phthalate	ND	500	220	ug/kg	
206-44-0	Fluoranthene	ND	500	100	ug/kg	
86-73-7	Fluorene	ND	500	180	ug/kg	
118-74-1	Hexachlorobenzene	ND	500	130	ug/kg	
87-68-3	Hexachlorobutadiene	ND	500	190	ug/kg	
77-47-4	Hexachlorocyclopentadiene	ND	500	140	ug/kg	
67-72-1	Hexachloroethane	ND	500	160	ug/kg	
193-39-5	Indeno(1,2,3-cd)pyrene	ND	500	140	ug/kg	
78-59-1	Isophorone	ND	500	170	ug/kg	
90-12-0	1-Methylnaphthalene	ND	500	160	ug/kg	
91-57-6	2-Methylnaphthalene	ND	500	160	ug/kg	
88-74-4	2-Nitroaniline	ND	500	120	ug/kg	
99-09-2	3-Nitroaniline	ND	500	120	ug/kg	
100-01-6	4-Nitroaniline	ND	500	300	ug/kg	
91-20-3	Naphthalene	ND	500	170	ug/kg	
98-95-3	Nitrobenzene	ND	500	160	ug/kg	
62-75-9	N-Nitrosodimethylamine	ND	5000	2200	ug/kg	
621-64-7	N-Nitroso-di-n-propylamine	ND	1000	550	ug/kg	
85-01-8	Phenanthrene	ND	500	110	ug/kg	
129-00-0	Pyrene	ND	1000	680	ug/kg	
110-86-1	Pyridine	ND	2000	220	ug/kg	
120-82-1	1,2,4-Trichlorobenzene	ND	500	340	ug/kg	

ND = Not detected MDL - Method Detection Limit

RL = Reporting Limit

E = Indicates value exceeds calibration range

J = Indicates an estimated value

B = Indicates analyte found in associated method blank

N = Indicates presumptive evidence of a compound



## Report of Analysis

<b>Client Sample ID:</b>	R25-0.5	<b>Date Sampled:</b>	07/25/11
<b>Lab Sample ID:</b>	C17161-18	<b>Date Received:</b>	07/26/11
<b>Matrix:</b>	SO - Soil	<b>Percent Solids:</b>	n/a <sup>a</sup>
<b>Method:</b>	SW846 8270C SW846 3550B		
<b>Project:</b>	Romic Soil Investigation(Romic EPA) - 2081 Bay Road, East Palo Alto, CA		

## ABN Full List

CAS No.	Surrogate Recoveries	Run# 1	Run# 2	Limits
367-12-4	2-Fluorophenol	48%		20-100%
4165-62-2	Phenol-d5	52%		20-100%
118-79-6	2,4,6-Tribromophenol	66%		30-100%
4165-60-0	Nitrobenzene-d5	46%		20-100%
321-60-8	2-Fluorobiphenyl	47%		20-106%
1718-51-0	Terphenyl-d14	90%		55-130%

(a) All results reported on wet weight basis.

ND = Not detected      MDL - Method Detection Limit  
 RL = Reporting Limit  
 E = Indicates value exceeds calibration range

J = Indicates an estimated value  
 B = Indicates analyte found in associated method blank  
 N = Indicates presumptive evidence of a compound

## Report of Analysis

<b>Client Sample ID:</b> R25-0.5		<b>Date Sampled:</b> 07/25/11
<b>Lab Sample ID:</b> C17161-18		<b>Date Received:</b> 07/26/11
<b>Matrix:</b> SO - Soil		<b>Percent Solids:</b> n/a <sup>a</sup>
<b>Method:</b> SW846 8015B		
<b>Project:</b> Romic Soil Investigation(Romic EPA) - 2081 Bay Road, East Palo Alto, CA		

Run #	File ID	DF	Analyzed	By	Prep Date	Prep Batch	Analytical Batch
Run #1	JK21653.D	1	08/05/11	TT	n/a	n/a	GJK892
Run #2							

Run #	Initial Weight
Run #1	5.38 g
Run #2	

### TPH Volatiles

CAS No.	Compound	Result	RL	MDL	Units	Q
	TPH-GRO (C6-C10)	ND	0.093	0.046	mg/kg	

CAS No.	Surrogate Recoveries	Run# 1	Run# 2	Limits
98-08-8	aaa-Trifluorotoluene	87%		60-157%

(a) All results reported on wet weight basis.

ND = Not detected      MDL - Method Detection Limit  
 RL = Reporting Limit  
 E = Indicates value exceeds calibration range

J = Indicates an estimated value  
 B = Indicates analyte found in associated method blank  
 N = Indicates presumptive evidence of a compound

## Report of Analysis

<b>Client Sample ID:</b>	R25-0.5	<b>Date Sampled:</b>	07/25/11
<b>Lab Sample ID:</b>	C17161-18	<b>Date Received:</b>	07/26/11
<b>Matrix:</b>	SO - Soil	<b>Percent Solids:</b>	n/a <sup>a</sup>
<b>Method:</b>	SW846 8081A SW846 3545A	<b>Project:</b> Romic Soil Investigation(Romic EPA) - 2081 Bay Road, East Palo Alto, CA	

Run #1	File ID	DF	Analyzed	By	Prep Date	Prep Batch	Analytical Batch
Run #1	OO23016.D	1	07/31/11	RV	07/27/11	OP4315	G00733
Run #2							

Run #1	Initial Weight	Final Volume
Run #1	10.0 g	10.0 ml
Run #2		

## Pesticide PPL List

CAS No.	Compound	Result	RL	MDL	Units	Q
309-00-2	Aldrin	ND	25	10	ug/kg	
319-84-6	alpha-BHC	ND	25	11	ug/kg	
319-85-7	beta-BHC	ND	25	3.5	ug/kg	
319-86-8	delta-BHC	ND	25	3.5	ug/kg	
58-89-9	gamma-BHC (Lindane)	ND	25	7.5	ug/kg	
12789-03-6	Chlordane	ND	100	100	ug/kg	
60-57-1	Dieldrin	ND	25	3.0	ug/kg	
72-54-8	4,4' -DDD	ND	25	3.5	ug/kg	
72-55-9	4,4' -DDE	ND	25	3.0	ug/kg	
50-29-3	4,4' -DDT	ND	25	3.0	ug/kg	
72-20-8	Endrin	ND	25	3.0	ug/kg	
7421-93-4	Endrin aldehyde	ND	25	6.0	ug/kg	
959-98-8	Endosulfan-I	ND	25	3.5	ug/kg	
33213-65-9	Endosulfan-II	ND	25	3.5	ug/kg	
1031-07-8	Endosulfan sulfate	ND	25	8.0	ug/kg	
76-44-8	Heptachlor	ND	25	6.0	ug/kg	
1024-57-3	Heptachlor epoxide	ND	25	4.0	ug/kg	
72-43-5	Methoxychlor	ND	25	3.5	ug/kg	
8001-35-2	Toxaphene	ND	100	100	ug/kg	

CAS No.	Surrogate Recoveries	Run# 1	Run# 2	Limits
877-09-8	Tetrachloro-m-xylene	65%		35-132%
877-09-8	Tetrachloro-m-xylene	72%		35-132%
2051-24-3	Decachlorobiphenyl	83%		35-132%
2051-24-3	Decachlorobiphenyl	94%		35-132%

(a) All results reported on wet weight basis.

ND = Not detected MDL - Method Detection Limit

RL = Reporting Limit

E = Indicates value exceeds calibration range

J = Indicates an estimated value

B = Indicates analyte found in associated method blank

N = Indicates presumptive evidence of a compound

## Report of Analysis

<b>Client Sample ID:</b>	R25-0.5	<b>Date Sampled:</b>	07/25/11
<b>Lab Sample ID:</b>	C17161-18	<b>Date Received:</b>	07/26/11
<b>Matrix:</b>	SO - Soil	<b>Percent Solids:</b>	n/a <sup>a</sup>
<b>Method:</b>	SW846 8082 SW846 3545A	<b>Project:</b> Romc Soil Investigation(Romc EPA) - 2081 Bay Road, East Palo Alto, CA	

Run #1	File ID	DF	Analyzed	By	Prep Date	Prep Batch	Analytical Batch
Run #1	PP20505.D	1	07/27/11	RV	07/27/11	OP4316	GPP693
Run #2							

Run #1	Initial Weight	Final Volume
Run #1	10.0 g	10.0 ml
Run #2		

**PCB List**

CAS No.	Compound	Result	RL	MDL	Units	Q
12674-11-2	Aroclor 1016	ND	100	17	ug/kg	
11104-28-2	Aroclor 1221	ND	100	50	ug/kg	
11141-16-5	Aroclor 1232	ND	100	50	ug/kg	
53469-21-9	Aroclor 1242	ND	100	50	ug/kg	
12672-29-6	Aroclor 1248	ND	100	50	ug/kg	
11097-69-1	Aroclor 1254	ND	100	50	ug/kg	
11096-82-5	Aroclor 1260	ND	100	20	ug/kg	

CAS No.	Surrogate Recoveries	Run# 1	Run# 2	Limits
877-09-8	Tetrachloro-m-xylene	72%		45-108%
877-09-8	Tetrachloro-m-xylene	74%		45-108%
2051-24-3	Decachlorobiphenyl	101%		54-121%
2051-24-3	Decachlorobiphenyl	93%		54-121%

(a) All results reported on wet weight basis.

ND = Not detected      MDL - Method Detection Limit  
 RL = Reporting Limit  
 E = Indicates value exceeds calibration range

J = Indicates an estimated value  
 B = Indicates analyte found in associated method blank  
 N = Indicates presumptive evidence of a compound

## Report of Analysis

<b>Client Sample ID:</b> R25-0.5	
<b>Lab Sample ID:</b> C17161-18	<b>Date Sampled:</b> 07/25/11
<b>Matrix:</b> SO - Soil	<b>Date Received:</b> 07/26/11
<b>Method:</b> SW846 8015B M SW846 3545A	<b>Percent Solids:</b> n/a <sup>a</sup>
<b>Project:</b> Romic Soil Investigation(Romic EPA) - 2081 Bay Road, East Palo Alto, CA	

	File ID	DF	Analyzed	By	Prep Date	Prep Batch	Analytical Batch
Run #1	GG27277.D	1	07/29/11	JH	07/27/11	OP4318	GGG732
Run #2							

	Initial Weight	Final Volume
Run #1	10.4 g	1.0 ml
Run #2		

### TPH Extractable w/ Silica Gel Cleanup

CAS No.	Compound	Result	RL	MDL	Units	Q
	TPH (C10-C28)	ND	9.6	4.8	mg/kg	
	TPH (> C28-C40)	ND	19	9.6	mg/kg	

CAS No.	Surrogate Recoveries	Run# 1	Run# 2	Limits
630-01-3	Hexacosane	66%		45-140%

(a) All results reported on wet weight basis.

ND = Not detected      MDL - Method Detection Limit  
 RL = Reporting Limit  
 E = Indicates value exceeds calibration range

J = Indicates an estimated value  
 B = Indicates analyte found in associated method blank  
 N = Indicates presumptive evidence of a compound

## Report of Analysis

<b>Client Sample ID:</b>	R25-0.5	<b>Date Sampled:</b>	07/25/11
<b>Lab Sample ID:</b>	C17161-18	<b>Date Received:</b>	07/26/11
<b>Matrix:</b>	SO - Soil	<b>Percent Solids:</b>	n/a <sup>a</sup>
<b>Project:</b>	Romic Soil Investigation(Romic EPA) - 2081 Bay Road,East Palo Alto,CA		

## Metals Analysis

Analyte	Result	RL	Units	DF	Prep	Analyzed By	Method	Prep Method
Antimony <sup>b</sup>	< 8.7	8.7	mg/kg	5	07/28/11	07/30/11 RS	SW846 6010B <sup>1</sup>	SW846 3050B <sup>5</sup>
Arsenic <sup>b</sup>	< 8.7	8.7	mg/kg	5	07/28/11	07/30/11 RS	SW846 6010B <sup>1</sup>	SW846 3050B <sup>5</sup>
Barium	44.6	17	mg/kg	1	07/28/11	07/30/11 RS	SW846 6010B <sup>1</sup>	SW846 3050B <sup>5</sup>
Beryllium <sup>b</sup>	< 4.3	4.3	mg/kg	1	07/28/11	08/02/11 RS	SW846 6010B <sup>3</sup>	SW846 3050B <sup>5</sup>
Cadmium	< 0.87	0.87	mg/kg	1	07/28/11	07/30/11 RS	SW846 6010B <sup>1</sup>	SW846 3050B <sup>5</sup>
Chromium	38.9	0.87	mg/kg	1	07/28/11	07/30/11 RS	SW846 6010B <sup>1</sup>	SW846 3050B <sup>5</sup>
Cobalt <sup>b</sup>	29.2	4.3	mg/kg	5	07/28/11	07/30/11 RS	SW846 6010B <sup>1</sup>	SW846 3050B <sup>5</sup>
Copper	50.7	2.2	mg/kg	1	07/28/11	07/30/11 RS	SW846 6010B <sup>1</sup>	SW846 3050B <sup>5</sup>
Lead	4.8	1.7	mg/kg	1	07/28/11	07/30/11 RS	SW846 6010B <sup>1</sup>	SW846 3050B <sup>5</sup>
Mercury	0.076	0.039	mg/kg	1	07/27/11	07/30/11 PH	SW846 7471A <sup>2</sup>	SW846 7471A <sup>4</sup>
Molybdenum	< 1.7	1.7	mg/kg	1	07/28/11	07/30/11 RS	SW846 6010B <sup>1</sup>	SW846 3050B <sup>5</sup>
Nickel	43.6	0.87	mg/kg	1	07/28/11	07/30/11 RS	SW846 6010B <sup>1</sup>	SW846 3050B <sup>5</sup>
Selenium <sup>b</sup>	< 8.7	8.7	mg/kg	5	07/28/11	07/30/11 RS	SW846 6010B <sup>1</sup>	SW846 3050B <sup>5</sup>
Silver <sup>b</sup>	< 10	10	mg/kg	5	07/28/11	07/30/11 RS	SW846 6010B <sup>1</sup>	SW846 3050B <sup>5</sup>
Thallium <sup>b</sup>	< 34	34	mg/kg	5	07/28/11	07/30/11 RS	SW846 6010B <sup>1</sup>	SW846 3050B <sup>5</sup>
Vanadium <sup>b</sup>	184	4.3	mg/kg	5	07/28/11	07/30/11 RS	SW846 6010B <sup>1</sup>	SW846 3050B <sup>5</sup>
Zinc <sup>b</sup>	109	8.7	mg/kg	5	07/28/11	07/30/11 RS	SW846 6010B <sup>1</sup>	SW846 3050B <sup>5</sup>

(1) Instrument QC Batch: MA2014

(2) Instrument QC Batch: MA2017

(3) Instrument QC Batch: MA2018

(4) Prep QC Batch: MP3771

(5) Prep QC Batch: MP3776

(a) All results reported on wet weight basis.

(b) Elevated reporting limit(s) due to matrix interference and/or dilution required for high interfering element.

RL = Reporting Limit

## Report of Analysis

<b>Client Sample ID:</b>	R25A-0.5	<b>Date Sampled:</b>	07/25/11
<b>Lab Sample ID:</b>	C17161-19	<b>Date Received:</b>	07/26/11
<b>Matrix:</b>	SO - Soil	<b>Percent Solids:</b>	n/a <sup>a</sup>
<b>Method:</b>	SW846 8260B	<b>Project:</b> Romic Soil Investigation(Romic EPA) - 2081 Bay Road, East Palo Alto, CA	

Run #	File ID	DF	Analyzed	By	Prep Date	Prep Batch	Analytical Batch
Run #1	M26292.D	1	08/05/11	TN	n/a	n/a	VM836
Run #2							

Run #	Initial Weight
Run #1	6.63 g
Run #2	

## VOA 8260 List

CAS No.	Compound	Result	RL	MDL	Units	Q
67-64-1	Acetone	ND	75	15	ug/kg	
71-43-2	Benzene	ND	3.8	1.1	ug/kg	
108-86-1	Bromobenzene	ND	3.8	1.1	ug/kg	
74-97-5	Bromochloromethane	ND	3.8	1.1	ug/kg	
75-27-4	Bromodichloromethane	ND	3.8	0.75	ug/kg	
75-25-2	Bromoform <sup>b</sup>	ND	3.8	0.75	ug/kg	
104-51-8	n-Butylbenzene	ND	3.8	1.1	ug/kg	
135-98-8	sec-Butylbenzene	ND	3.8	1.1	ug/kg	
98-06-6	tert-Butylbenzene	ND	3.8	1.1	ug/kg	
108-90-7	Chlorobenzene	ND	3.8	1.1	ug/kg	
75-00-3	Chloroethane	ND	3.8	1.1	ug/kg	
67-66-3	Chloroform	ND	3.8	1.1	ug/kg	
95-49-8	o-Chlorotoluene	ND	3.8	1.1	ug/kg	
106-43-4	p-Chlorotoluene	ND	3.8	1.1	ug/kg	
56-23-5	Carbon tetrachloride	ND	3.8	0.75	ug/kg	
75-34-3	1,1-Dichloroethane	ND	3.8	0.75	ug/kg	
75-35-4	1,1-Dichloroethylene	ND	3.8	1.1	ug/kg	
563-58-6	1,1-Dichloropropene	ND	3.8	1.1	ug/kg	
96-12-8	1,2-Dibromo-3-chloropropane	ND	3.8	0.75	ug/kg	
106-93-4	1,2-Dibromoethane	ND	3.8	0.75	ug/kg	
107-06-2	1,2-Dichloroethane	ND	3.8	1.1	ug/kg	
78-87-5	1,2-Dichloropropane	ND	3.8	1.1	ug/kg	
142-28-9	1,3-Dichloropropane	ND	3.8	1.1	ug/kg	
108-20-3	Di-Isopropyl ether	ND	3.8	1.1	ug/kg	
594-20-7	2,2-Dichloropropane	ND	3.8	1.1	ug/kg	
124-48-1	Dibromochloromethane	ND	3.8	0.75	ug/kg	
75-71-8	Dichlorodifluoromethane	ND	3.8	0.75	ug/kg	
156-59-2	cis-1,2-Dichloroethylene	1.2	3.8	1.1	ug/kg	J
10061-01-5	cis-1,3-Dichloropropene	ND	3.8	1.1	ug/kg	
541-73-1	m-Dichlorobenzene	ND	3.8	1.1	ug/kg	
95-50-1	o-Dichlorobenzene	ND	3.8	1.1	ug/kg	
106-46-7	p-Dichlorobenzene	ND	3.8	1.1	ug/kg	

ND = Not detected MDL - Method Detection Limit

RL = Reporting Limit

E = Indicates value exceeds calibration range

J = Indicates an estimated value

B = Indicates analyte found in associated method blank

N = Indicates presumptive evidence of a compound

## Report of Analysis

<b>Client Sample ID:</b>	R25A-0.5	<b>Date Sampled:</b>	07/25/11
<b>Lab Sample ID:</b>	C17161-19	<b>Date Received:</b>	07/26/11
<b>Matrix:</b>	SO - Soil	<b>Percent Solids:</b>	n/a <sup>a</sup>
<b>Method:</b>	SW846 8260B	<b>Project:</b> Romic Soil Investigation(Romic EPA) - 2081 Bay Road,East Palo Alto,CA	

## VOA 8260 List

CAS No.	Compound	Result	RL	MDL	Units	Q
156-60-5	trans-1,2-Dichloroethylene	ND	3.8	1.1	ug/kg	
10061-02-6	trans-1,3-Dichloropropene	ND	3.8	1.1	ug/kg	
100-41-4	Ethylbenzene	ND	3.8	1.1	ug/kg	
637-92-3	Ethyl tert-Butyl Ether	ND	3.8	1.1	ug/kg	
591-78-6	2-Hexanone	ND	30	3.8	ug/kg	
87-68-3	Hexachlorobutadiene	ND	3.8	0.75	ug/kg	
98-82-8	Isopropylbenzene	ND	3.8	1.1	ug/kg	
99-87-6	p-Isopropyltoluene	ND	3.8	1.1	ug/kg	
108-10-1	4-Methyl-2-pentanone	ND	30	11	ug/kg	
74-83-9	Methyl bromide	ND	3.8	1.9	ug/kg	
74-87-3	Methyl chloride	ND	3.8	1.1	ug/kg	
74-95-3	Methylene bromide	ND	3.8	1.9	ug/kg	
75-09-2	Methylene chloride	ND	19	12	ug/kg	
78-93-3	Methyl ethyl ketone	ND	30	9.0	ug/kg	
1634-04-4	Methyl Tert Butyl Ether	ND	3.8	0.75	ug/kg	
91-20-3	Naphthalene	ND	3.8	1.1	ug/kg	
103-65-1	n-Propylbenzene	ND	3.8	1.1	ug/kg	
100-42-5	Styrene	ND	3.8	0.75	ug/kg	
994-05-8	Tert-Amyl Methyl Ether	ND	3.8	0.90	ug/kg	
75-65-0	Tert Butyl Alcohol	ND	30	7.5	ug/kg	
630-20-6	1,1,1,2-Tetrachloroethane	ND	3.8	0.75	ug/kg	
71-55-6	1,1,1-Trichloroethane	ND	3.8	1.1	ug/kg	
79-34-5	1,1,2,2-Tetrachloroethane	ND	3.8	0.75	ug/kg	
79-00-5	1,1,2-Trichloroethane	ND	3.8	0.75	ug/kg	
87-61-6	1,2,3-Trichlorobenzene	ND	3.8	1.1	ug/kg	
96-18-4	1,2,3-Trichloropropane	ND	3.8	1.1	ug/kg	
120-82-1	1,2,4-Trichlorobenzene	ND	3.8	1.1	ug/kg	
95-63-6	1,2,4-Trimethylbenzene	ND	3.8	1.1	ug/kg	
108-67-8	1,3,5-Trimethylbenzene	ND	3.8	1.1	ug/kg	
127-18-4	Tetrachloroethylene	ND	3.8	2.6	ug/kg	
108-88-3	Toluene	ND	3.8	1.1	ug/kg	
79-01-6	Trichloroethylene	3.9	3.8	0.75	ug/kg	
75-69-4	Trichlorofluoromethane	ND	3.8	0.90	ug/kg	
75-01-4	Vinyl chloride	ND	3.8	1.9	ug/kg	
1330-20-7	Xylene (total)	ND	7.5	3.0	ug/kg	

CAS No.	Surrogate Recoveries	Run# 1	Run# 2	Limits
1868-53-7	Dibromofluoromethane	96%		60-130%
2037-26-5	Toluene-D8	103%		60-130%

ND = Not detected MDL - Method Detection Limit

RL = Reporting Limit

E = Indicates value exceeds calibration range

J = Indicates an estimated value

B = Indicates analyte found in associated method blank

N = Indicates presumptive evidence of a compound



## Report of Analysis

<b>Client Sample ID:</b>	R25A-0.5	<b>Date Sampled:</b>	07/25/11
<b>Lab Sample ID:</b>	C17161-19	<b>Date Received:</b>	07/26/11
<b>Matrix:</b>	SO - Soil	<b>Percent Solids:</b>	n/a <sup>a</sup>
<b>Method:</b>	SW846 8260B	<b>Project:</b> Romic Soil Investigation(Romic EPA) - 2081 Bay Road, East Palo Alto, CA	

### VOA 8260 List

CAS No.	Surrogate Recoveries	Run# 1	Run# 2	Limits
460-00-4	4-Bromofluorobenzene	98%		60-130%

- (a) All results reported on wet weight basis.
- (b) CCV outside of control limits (biased high); not detected in sample.

ND = Not detected      MDL - Method Detection Limit  
 RL = Reporting Limit  
 E = Indicates value exceeds calibration range

J = Indicates an estimated value  
 B = Indicates analyte found in associated method blank  
 N = Indicates presumptive evidence of a compound

## Report of Analysis

<b>Client Sample ID:</b>	R25A-0.5	<b>Date Sampled:</b>	07/25/11
<b>Lab Sample ID:</b>	C17161-19A	<b>Date Received:</b>	07/26/11
<b>Matrix:</b>	SO - Soil	<b>Percent Solids:</b>	n/a <sup>a</sup>
<b>Method:</b>	SW846 8260B	<b>Project:</b> Romic Soil Investigation(Romic EPA) - 2081 Bay Road, East Palo Alto, CA	

Run #	File ID	DF	Analyzed	By	Prep Date	Prep Batch	Analytical Batch
Run #1	M26293.D	1	08/05/11	TN	n/a	n/a	VM836
Run #2							

Run #	Initial Weight
Run #1	5.94 g
Run #2	

## VOA 8260 List

CAS No.	Compound	Result	RL	MDL	Units	Q
67-64-1	Acetone	ND	84	17	ug/kg	
71-43-2	Benzene	ND	4.2	1.3	ug/kg	
108-86-1	Bromobenzene	ND	4.2	1.3	ug/kg	
74-97-5	Bromochloromethane	ND	4.2	1.3	ug/kg	
75-27-4	Bromodichloromethane	ND	4.2	0.84	ug/kg	
75-25-2	Bromoform <sup>b</sup>	ND	4.2	0.84	ug/kg	
104-51-8	n-Butylbenzene	ND	4.2	1.3	ug/kg	
135-98-8	sec-Butylbenzene	ND	4.2	1.3	ug/kg	
98-06-6	tert-Butylbenzene	ND	4.2	1.3	ug/kg	
108-90-7	Chlorobenzene	ND	4.2	1.3	ug/kg	
75-00-3	Chloroethane	ND	4.2	1.3	ug/kg	
67-66-3	Chloroform	ND	4.2	1.3	ug/kg	
95-49-8	o-Chlorotoluene	ND	4.2	1.3	ug/kg	
106-43-4	p-Chlorotoluene	ND	4.2	1.3	ug/kg	
56-23-5	Carbon tetrachloride	ND	4.2	0.84	ug/kg	
75-34-3	1,1-Dichloroethane	ND	4.2	0.84	ug/kg	
75-35-4	1,1-Dichloroethylene	ND	4.2	1.3	ug/kg	
563-58-6	1,1-Dichloropropene	ND	4.2	1.3	ug/kg	
96-12-8	1,2-Dibromo-3-chloropropane	ND	4.2	0.84	ug/kg	
106-93-4	1,2-Dibromoethane	ND	4.2	0.84	ug/kg	
107-06-2	1,2-Dichloroethane	ND	4.2	1.3	ug/kg	
78-87-5	1,2-Dichloropropane	ND	4.2	1.3	ug/kg	
142-28-9	1,3-Dichloropropane	ND	4.2	1.3	ug/kg	
108-20-3	Di-Isopropyl ether	ND	4.2	1.3	ug/kg	
594-20-7	2,2-Dichloropropane	ND	4.2	1.3	ug/kg	
124-48-1	Dibromochloromethane	ND	4.2	0.84	ug/kg	
75-71-8	Dichlorodifluoromethane	ND	4.2	0.84	ug/kg	
156-59-2	cis-1,2-Dichloroethylene	1.3	4.2	1.3	ug/kg	J
10061-01-5	cis-1,3-Dichloropropene	ND	4.2	1.3	ug/kg	
541-73-1	m-Dichlorobenzene	ND	4.2	1.3	ug/kg	
95-50-1	o-Dichlorobenzene	ND	4.2	1.3	ug/kg	
106-46-7	p-Dichlorobenzene	ND	4.2	1.3	ug/kg	

ND = Not detected MDL - Method Detection Limit

RL = Reporting Limit

E = Indicates value exceeds calibration range

J = Indicates an estimated value

B = Indicates analyte found in associated method blank

N = Indicates presumptive evidence of a compound

## Report of Analysis

<b>Client Sample ID:</b>	R25A-0.5	<b>Date Sampled:</b>	07/25/11
<b>Lab Sample ID:</b>	C17161-19A	<b>Date Received:</b>	07/26/11
<b>Matrix:</b>	SO - Soil	<b>Percent Solids:</b>	n/a <sup>a</sup>
<b>Method:</b>	SW846 8260B		
<b>Project:</b>	Romic Soil Investigation(Romic EPA) - 2081 Bay Road,East Palo Alto,CA		

## VOA 8260 List

CAS No.	Compound	Result	RL	MDL	Units	Q
156-60-5	trans-1,2-Dichloroethylene	ND	4.2	1.3	ug/kg	
10061-02-6	trans-1,3-Dichloropropene	ND	4.2	1.3	ug/kg	
100-41-4	Ethylbenzene	ND	4.2	1.3	ug/kg	
637-92-3	Ethyl tert-Butyl Ether	ND	4.2	1.3	ug/kg	
591-78-6	2-Hexanone	ND	34	4.2	ug/kg	
87-68-3	Hexachlorobutadiene	ND	4.2	0.84	ug/kg	
98-82-8	Isopropylbenzene	ND	4.2	1.3	ug/kg	
99-87-6	p-Isopropyltoluene	ND	4.2	1.3	ug/kg	
108-10-1	4-Methyl-2-pentanone	ND	34	13	ug/kg	
74-83-9	Methyl bromide	ND	4.2	2.1	ug/kg	
74-87-3	Methyl chloride	ND	4.2	1.3	ug/kg	
74-95-3	Methylene bromide	ND	4.2	2.1	ug/kg	
75-09-2	Methylene chloride	ND	21	13	ug/kg	
78-93-3	Methyl ethyl ketone	ND	34	10	ug/kg	
1634-04-4	Methyl Tert Butyl Ether	ND	4.2	0.84	ug/kg	
91-20-3	Naphthalene	ND	4.2	1.3	ug/kg	
103-65-1	n-Propylbenzene	ND	4.2	1.3	ug/kg	
100-42-5	Styrene	ND	4.2	0.84	ug/kg	
994-05-8	Tert-Amyl Methyl Ether	ND	4.2	1.0	ug/kg	
75-65-0	Tert Butyl Alcohol	ND	34	8.4	ug/kg	
630-20-6	1,1,1,2-Tetrachloroethane	ND	4.2	0.84	ug/kg	
71-55-6	1,1,1-Trichloroethane	ND	4.2	1.3	ug/kg	
79-34-5	1,1,2,2-Tetrachloroethane	ND	4.2	0.84	ug/kg	
79-00-5	1,1,2-Trichloroethane	ND	4.2	0.84	ug/kg	
87-61-6	1,2,3-Trichlorobenzene	ND	4.2	1.3	ug/kg	
96-18-4	1,2,3-Trichloropropane	ND	4.2	1.3	ug/kg	
120-82-1	1,2,4-Trichlorobenzene	ND	4.2	1.3	ug/kg	
95-63-6	1,2,4-Trimethylbenzene	ND	4.2	1.3	ug/kg	
108-67-8	1,3,5-Trimethylbenzene	ND	4.2	1.3	ug/kg	
127-18-4	Tetrachloroethylene	ND	4.2	2.9	ug/kg	
108-88-3	Toluene	ND	4.2	1.3	ug/kg	
79-01-6	Trichloroethylene	4.2	4.2	0.84	ug/kg	
75-69-4	Trichlorofluoromethane	ND	4.2	1.0	ug/kg	
75-01-4	Vinyl chloride	ND	4.2	2.1	ug/kg	
1330-20-7	Xylene (total)	ND	8.4	3.4	ug/kg	

CAS No.	Surrogate Recoveries	Run# 1	Run# 2	Limits
1868-53-7	Dibromofluoromethane	96%		60-130%
2037-26-5	Toluene-D8	103%		60-130%

ND = Not detected MDL - Method Detection Limit

RL = Reporting Limit

E = Indicates value exceeds calibration range

J = Indicates an estimated value

B = Indicates analyte found in associated method blank

N = Indicates presumptive evidence of a compound

## Report of Analysis

<b>Client Sample ID:</b>	R25A-0.5	<b>Date Sampled:</b>	07/25/11
<b>Lab Sample ID:</b>	C17161-19A	<b>Date Received:</b>	07/26/11
<b>Matrix:</b>	SO - Soil	<b>Percent Solids:</b>	n/a <sup>a</sup>
<b>Method:</b>	SW846 8260B	<b>Project:</b> Romic Soil Investigation(Romic EPA) - 2081 Bay Road, East Palo Alto, CA	

### VOA 8260 List

CAS No.	Surrogate Recoveries	Run# 1	Run# 2	Limits
460-00-4	4-Bromofluorobenzene	97%		60-130%

- (a) All results reported on wet weight basis.
- (b) CCV outside of control limits (biased high); not detected in sample.

ND = Not detected      MDL - Method Detection Limit  
 RL = Reporting Limit  
 E = Indicates value exceeds calibration range

J = Indicates an estimated value  
 B = Indicates analyte found in associated method blank  
 N = Indicates presumptive evidence of a compound

## Report of Analysis

<b>Client Sample ID:</b>	R25-3.0	<b>Date Sampled:</b>	07/25/11
<b>Lab Sample ID:</b>	C17161-20	<b>Date Received:</b>	07/26/11
<b>Matrix:</b>	SO - Soil	<b>Percent Solids:</b>	n/a <sup>a</sup>
<b>Method:</b>	SW846 8260B	<b>Project:</b> Romic Soil Investigation(Romic EPA) - 2081 Bay Road, East Palo Alto, CA	

Run #	File ID	DF	Analyzed	By	Prep Date	Prep Batch	Analytical Batch
Run #1	M26294.D	1	08/05/11	TN	n/a	n/a	VM836
Run #2							

Run #	Initial Weight
Run #1	6.59 g
Run #2	

## VOA 8260 List

CAS No.	Compound	Result	RL	MDL	Units	Q
67-64-1	Acetone	32.1	76	15	ug/kg	J
71-43-2	Benzene	2.5	3.8	1.1	ug/kg	J
108-86-1	Bromobenzene	ND	3.8	1.1	ug/kg	
74-97-5	Bromochloromethane	ND	3.8	1.1	ug/kg	
75-27-4	Bromodichloromethane	ND	3.8	0.76	ug/kg	
75-25-2	Bromoform <sup>b</sup>	ND	3.8	0.76	ug/kg	
104-51-8	n-Butylbenzene	ND	3.8	1.1	ug/kg	
135-98-8	sec-Butylbenzene	ND	3.8	1.1	ug/kg	
98-06-6	tert-Butylbenzene	ND	3.8	1.1	ug/kg	
108-90-7	Chlorobenzene	ND	3.8	1.1	ug/kg	
75-00-3	Chloroethane	ND	3.8	1.1	ug/kg	
67-66-3	Chloroform	ND	3.8	1.1	ug/kg	
95-49-8	o-Chlorotoluene	ND	3.8	1.1	ug/kg	
106-43-4	p-Chlorotoluene	ND	3.8	1.1	ug/kg	
56-23-5	Carbon tetrachloride	ND	3.8	0.76	ug/kg	
75-34-3	1,1-Dichloroethane	2.5	3.8	0.76	ug/kg	J
75-35-4	1,1-Dichloroethylene	ND	3.8	1.1	ug/kg	
563-58-6	1,1-Dichloropropene	ND	3.8	1.1	ug/kg	
96-12-8	1,2-Dibromo-3-chloropropane	ND	3.8	0.76	ug/kg	
106-93-4	1,2-Dibromoethane	ND	3.8	0.76	ug/kg	
107-06-2	1,2-Dichloroethane	ND	3.8	1.1	ug/kg	
78-87-5	1,2-Dichloropropane	ND	3.8	1.1	ug/kg	
142-28-9	1,3-Dichloropropane	ND	3.8	1.1	ug/kg	
108-20-3	Di-Isopropyl ether	ND	3.8	1.1	ug/kg	
594-20-7	2,2-Dichloropropane	ND	3.8	1.1	ug/kg	
124-48-1	Dibromochloromethane	ND	3.8	0.76	ug/kg	
75-71-8	Dichlorodifluoromethane	ND	3.8	0.76	ug/kg	
156-59-2	cis-1,2-Dichloroethylene	21.6	3.8	1.1	ug/kg	
10061-01-5	cis-1,3-Dichloropropene	ND	3.8	1.1	ug/kg	
541-73-1	m-Dichlorobenzene	ND	3.8	1.1	ug/kg	
95-50-1	o-Dichlorobenzene	ND	3.8	1.1	ug/kg	
106-46-7	p-Dichlorobenzene	ND	3.8	1.1	ug/kg	

ND = Not detected MDL - Method Detection Limit

RL = Reporting Limit

E = Indicates value exceeds calibration range

J = Indicates an estimated value

B = Indicates analyte found in associated method blank

N = Indicates presumptive evidence of a compound

## Report of Analysis

<b>Client Sample ID:</b>	R25-3.0	<b>Date Sampled:</b>	07/25/11
<b>Lab Sample ID:</b>	C17161-20	<b>Date Received:</b>	07/26/11
<b>Matrix:</b>	SO - Soil	<b>Percent Solids:</b>	n/a <sup>a</sup>
<b>Method:</b>	SW846 8260B	<b>Project:</b> Romic Soil Investigation(Romic EPA) - 2081 Bay Road, East Palo Alto, CA	

**VOA 8260 List**

CAS No.	Compound	Result	RL	MDL	Units	Q
156-60-5	trans-1,2-Dichloroethylene	13.0	3.8	1.1	ug/kg	
10061-02-6	trans-1,3-Dichloropropene	ND	3.8	1.1	ug/kg	
100-41-4	Ethylbenzene	ND	3.8	1.1	ug/kg	
637-92-3	Ethyl tert-Butyl Ether	ND	3.8	1.1	ug/kg	
591-78-6	2-Hexanone	ND	30	3.8	ug/kg	
87-68-3	Hexachlorobutadiene	ND	3.8	0.76	ug/kg	
98-82-8	Isopropylbenzene	ND	3.8	1.1	ug/kg	
99-87-6	p-Isopropyltoluene	ND	3.8	1.1	ug/kg	
108-10-1	4-Methyl-2-pentanone	ND	30	11	ug/kg	
74-83-9	Methyl bromide	ND	3.8	1.9	ug/kg	
74-87-3	Methyl chloride	ND	3.8	1.1	ug/kg	
74-95-3	Methylene bromide	ND	3.8	1.9	ug/kg	
75-09-2	Methylene chloride	ND	19	12	ug/kg	
78-93-3	Methyl ethyl ketone	ND	30	9.1	ug/kg	
1634-04-4	Methyl Tert Butyl Ether	ND	3.8	0.76	ug/kg	
91-20-3	Naphthalene	ND	3.8	1.1	ug/kg	
103-65-1	n-Propylbenzene	ND	3.8	1.1	ug/kg	
100-42-5	Styrene	ND	3.8	0.76	ug/kg	
994-05-8	Tert-Amyl Methyl Ether	ND	3.8	0.91	ug/kg	
75-65-0	Tert Butyl Alcohol	ND	30	7.6	ug/kg	
630-20-6	1,1,1,2-Tetrachloroethane	ND	3.8	0.76	ug/kg	
71-55-6	1,1,1-Trichloroethane	ND	3.8	1.1	ug/kg	
79-34-5	1,1,2,2-Tetrachloroethane	ND	3.8	0.76	ug/kg	
79-00-5	1,1,2-Trichloroethane	ND	3.8	0.76	ug/kg	
87-61-6	1,2,3-Trichlorobenzene	ND	3.8	1.1	ug/kg	
96-18-4	1,2,3-Trichloropropane	ND	3.8	1.1	ug/kg	
120-82-1	1,2,4-Trichlorobenzene	ND	3.8	1.1	ug/kg	
95-63-6	1,2,4-Trimethylbenzene	ND	3.8	1.1	ug/kg	
108-67-8	1,3,5-Trimethylbenzene	ND	3.8	1.1	ug/kg	
127-18-4	Tetrachloroethylene	ND	3.8	2.7	ug/kg	
108-88-3	Toluene	ND	3.8	1.1	ug/kg	
79-01-6	Trichloroethylene	2.3	3.8	0.76	ug/kg	J
75-69-4	Trichlorofluoromethane	ND	3.8	0.91	ug/kg	
75-01-4	Vinyl chloride	1.9	3.8	1.9	ug/kg	J
1330-20-7	Xylene (total)	ND	7.6	3.0	ug/kg	

CAS No.	Surrogate Recoveries	Run# 1	Run# 2	Limits
1868-53-7	Dibromofluoromethane	98%		60-130%
2037-26-5	Toluene-D8	105%		60-130%

ND = Not detected      MDL - Method Detection Limit  
 RL = Reporting Limit  
 E = Indicates value exceeds calibration range

J = Indicates an estimated value  
 B = Indicates analyte found in associated method blank  
 N = Indicates presumptive evidence of a compound

## Report of Analysis

<b>Client Sample ID:</b>	R25-3.0	<b>Date Sampled:</b>	07/25/11
<b>Lab Sample ID:</b>	C17161-20	<b>Date Received:</b>	07/26/11
<b>Matrix:</b>	SO - Soil	<b>Percent Solids:</b>	n/a <sup>a</sup>
<b>Method:</b>	SW846 8260B	<b>Project:</b> Romic Soil Investigation(Romic EPA) - 2081 Bay Road, East Palo Alto, CA	

### VOA 8260 List

CAS No.	Surrogate Recoveries	Run# 1	Run# 2	Limits
460-00-4	4-Bromofluorobenzene	91%		60-130%

- (a) All results reported on wet weight basis.
- (b) CCV outside of control limits (biased high); not detected in sample.

ND = Not detected      MDL - Method Detection Limit  
 RL = Reporting Limit  
 E = Indicates value exceeds calibration range

J = Indicates an estimated value  
 B = Indicates analyte found in associated method blank  
 N = Indicates presumptive evidence of a compound

## Report of Analysis

<b>Client Sample ID:</b>	TRIP BLANKS	<b>Date Sampled:</b>	07/25/11
<b>Lab Sample ID:</b>	C17161-21	<b>Date Received:</b>	07/26/11
<b>Matrix:</b>	AQ - Trip Blank Water	<b>Percent Solids:</b>	n/a
<b>Method:</b>	SW846 8260B	<b>Project:</b> Romic Soil Investigation(Romic EPA) - 2081 Bay Road, East Palo Alto, CA	

Run #	File ID	DF	Analyzed	By	Prep Date	Prep Batch	Analytical Batch
Run #1	N23983.D	1	07/28/11	TF	n/a	n/a	VN800
Run #2							

Run #	Purge Volume
Run #1	10.0 ml
Run #2	

## VOA 8260 List

CAS No.	Compound	Result	RL	MDL	Units	Q
67-64-1	Acetone	ND	20	10	ug/l	
71-43-2	Benzene	ND	1.0	0.30	ug/l	
108-86-1	Bromobenzene	ND	1.0	0.30	ug/l	
74-97-5	Bromochloromethane	ND	1.0	0.50	ug/l	
75-27-4	Bromodichloromethane	ND	1.0	0.30	ug/l	
75-25-2	Bromoform	ND	1.0	0.50	ug/l	
104-51-8	n-Butylbenzene	ND	5.0	0.50	ug/l	
135-98-8	sec-Butylbenzene	ND	5.0	0.50	ug/l	
98-06-6	tert-Butylbenzene	ND	5.0	0.50	ug/l	
108-90-7	Chlorobenzene	ND	1.0	0.30	ug/l	
75-00-3	Chloroethane	ND	1.0	0.30	ug/l	
67-66-3	Chloroform	ND	1.0	0.30	ug/l	
95-49-8	o-Chlorotoluene	ND	5.0	0.50	ug/l	
106-43-4	p-Chlorotoluene	ND	5.0	0.50	ug/l	
56-23-5	Carbon tetrachloride	ND	1.0	0.20	ug/l	
75-34-3	1,1-Dichloroethane	ND	1.0	0.30	ug/l	
75-35-4	1,1-Dichloroethylene	ND	1.0	0.20	ug/l	
563-58-6	1,1-Dichloropropene	ND	1.0	0.30	ug/l	
96-12-8	1,2-Dibromo-3-chloropropane	ND	10	5.0	ug/l	
106-93-4	1,2-Dibromoethane	ND	1.0	0.20	ug/l	
107-06-2	1,2-Dichloroethane	ND	1.0	0.30	ug/l	
78-87-5	1,2-Dichloropropane	ND	1.0	0.30	ug/l	
142-28-9	1,3-Dichloropropane	ND	1.0	0.30	ug/l	
108-20-3	Di-Isopropyl ether	ND	5.0	0.50	ug/l	
594-20-7	2,2-Dichloropropane	ND	1.0	0.30	ug/l	
124-48-1	Dibromochloromethane	ND	1.0	0.20	ug/l	
75-71-8	Dichlorodifluoromethane	ND	1.0	0.30	ug/l	
156-59-2	cis-1,2-Dichloroethylene	ND	1.0	0.30	ug/l	
10061-01-5	cis-1,3-Dichloropropene	ND	1.0	0.50	ug/l	
541-73-1	m-Dichlorobenzene	ND	1.0	0.30	ug/l	
95-50-1	o-Dichlorobenzene	ND	1.0	0.30	ug/l	
106-46-7	p-Dichlorobenzene	ND	1.0	0.30	ug/l	

ND = Not detected MDL - Method Detection Limit

RL = Reporting Limit

E = Indicates value exceeds calibration range

J = Indicates an estimated value

B = Indicates analyte found in associated method blank

N = Indicates presumptive evidence of a compound



## Report of Analysis

<b>Client Sample ID:</b>	TRIP BLANKS	<b>Date Sampled:</b>	07/25/11
<b>Lab Sample ID:</b>	C17161-21	<b>Date Received:</b>	07/26/11
<b>Matrix:</b>	AQ - Trip Blank Water	<b>Percent Solids:</b>	n/a
<b>Method:</b>	SW846 8260B		
<b>Project:</b>	Romic Soil Investigation(Romic EPA) - 2081 Bay Road,East Palo Alto,CA		

## VOA 8260 List

CAS No.	Compound	Result	RL	MDL	Units	Q
156-60-5	trans-1,2-Dichloroethylene	ND	1.0	0.30	ug/l	
10061-02-6	trans-1,3-Dichloropropene	ND	1.0	0.20	ug/l	
100-41-4	Ethylbenzene	ND	1.0	0.30	ug/l	
637-92-3	Ethyl Tert Butyl Ether	ND	5.0	0.50	ug/l	
591-78-6	2-Hexanone	ND	20	10	ug/l	
87-68-3	Hexachlorobutadiene	ND	5.0	0.50	ug/l	
98-82-8	Isopropylbenzene	ND	1.0	0.20	ug/l	
99-87-6	p-Isopropyltoluene	ND	5.0	0.50	ug/l	
108-10-1	4-Methyl-2-pentanone	ND	20	5.0	ug/l	
74-83-9	Methyl bromide	ND	5.0	1.5	ug/l	
74-87-3	Methyl chloride	ND	1.0	0.30	ug/l	
74-95-3	Methylene bromide	ND	1.0	0.20	ug/l	
75-09-2	Methylene chloride	ND	20	5.0	ug/l	
78-93-3	Methyl ethyl ketone	ND	20	5.0	ug/l	
1634-04-4	Methyl Tert Butyl Ether	ND	1.0	0.50	ug/l	
91-20-3	Naphthalene	ND	5.0	0.50	ug/l	
103-65-1	n-Propylbenzene	ND	5.0	0.50	ug/l	
100-42-5	Styrene	ND	1.0	0.20	ug/l	
994-05-8	Tert-Amyl Methyl Ether	ND	5.0	0.50	ug/l	
75-65-0	Tert-Butyl Alcohol	ND	10	5.0	ug/l	
630-20-6	1,1,1,2-Tetrachloroethane	ND	1.0	0.20	ug/l	
71-55-6	1,1,1-Trichloroethane	ND	1.0	0.20	ug/l	
79-34-5	1,1,2,2-Tetrachloroethane	ND	1.0	0.20	ug/l	
79-00-5	1,1,2-Trichloroethane	ND	1.0	0.20	ug/l	
87-61-6	1,2,3-Trichlorobenzene	ND	5.0	0.50	ug/l	
96-18-4	1,2,3-Trichloropropane	ND	5.0	0.50	ug/l	
120-82-1	1,2,4-Trichlorobenzene	ND	5.0	0.50	ug/l	
95-63-6	1,2,4-Trimethylbenzene	ND	5.0	0.50	ug/l	
108-67-8	1,3,5-Trimethylbenzene	ND	5.0	0.50	ug/l	
127-18-4	Tetrachloroethylene	ND	1.0	0.20	ug/l	
108-88-3	Toluene	ND	1.0	0.50	ug/l	
79-01-6	Trichloroethylene	ND	1.0	0.30	ug/l	
75-69-4	Trichlorofluoromethane	ND	1.0	0.30	ug/l	
75-01-4	Vinyl chloride	ND	1.0	0.30	ug/l	
1330-20-7	Xylene (total)	ND	2.0	0.70	ug/l	

CAS No.	Surrogate Recoveries	Run# 1	Run# 2	Limits
1868-53-7	Dibromofluoromethane	104%		60-130%
2037-26-5	Toluene-D8	104%		60-130%

ND = Not detected MDL - Method Detection Limit

RL = Reporting Limit

E = Indicates value exceeds calibration range

J = Indicates an estimated value

B = Indicates analyte found in associated method blank

N = Indicates presumptive evidence of a compound

## Report of Analysis

<b>Client Sample ID:</b>	TRIP BLANKS	
<b>Lab Sample ID:</b>	C17161-21	<b>Date Sampled:</b> 07/25/11
<b>Matrix:</b>	AQ - Trip Blank Water	<b>Date Received:</b> 07/26/11
<b>Method:</b>	SW846 8260B	<b>Percent Solids:</b> n/a
<b>Project:</b>	Romic Soil Investigation(Romic EPA) - 2081 Bay Road, East Palo Alto, CA	

### VOA 8260 List

CAS No.	Surrogate Recoveries	Run# 1	Run# 2	Limits
460-00-4	4-Bromofluorobenzene	102%		60-130%

ND = Not detected      MDL - Method Detection Limit  
 RL = Reporting Limit

J = Indicates an estimated value  
 B = Indicates analyte found in associated method blank  
 N = Indicates presumptive evidence of a compound

## Report of Analysis

<b>Client Sample ID:</b>	R25-GW	<b>Date Sampled:</b>	07/25/11
<b>Lab Sample ID:</b>	C17161-22	<b>Date Received:</b>	07/26/11
<b>Matrix:</b>	AQ - Ground Water	<b>Percent Solids:</b>	n/a
<b>Method:</b>	SW846 8260B	<b>Project:</b> Romic Soil Investigation(Romic EPA) - 2081 Bay Road, East Palo Alto, CA	

Run #	File ID	DF	Analyzed	By	Prep Date	Prep Batch	Analytical Batch
Run #1	N24018.D	1	07/29/11	TF	n/a	n/a	VN801
Run #2							

Run #	Purge Volume
Run #1	10.0 ml
Run #2	

## VOA 8260 List

CAS No.	Compound	Result	RL	MDL	Units	Q
67-64-1	Acetone	ND	20	10	ug/l	
71-43-2	Benzene	2.3	1.0	0.30	ug/l	
108-86-1	Bromobenzene	ND	1.0	0.30	ug/l	
74-97-5	Bromochloromethane	ND	1.0	0.50	ug/l	
75-27-4	Bromodichloromethane <sup>a</sup>	ND	1.0	0.30	ug/l	
75-25-2	Bromoform <sup>a</sup>	ND	1.0	0.50	ug/l	
104-51-8	n-Butylbenzene	ND	5.0	0.50	ug/l	
135-98-8	sec-Butylbenzene	ND	5.0	0.50	ug/l	
98-06-6	tert-Butylbenzene	ND	5.0	0.50	ug/l	
108-90-7	Chlorobenzene	ND	1.0	0.30	ug/l	
75-00-3	Chloroethane	ND	1.0	0.30	ug/l	
67-66-3	Chloroform	ND	1.0	0.30	ug/l	
95-49-8	o-Chlorotoluene	ND	5.0	0.50	ug/l	
106-43-4	p-Chlorotoluene	ND	5.0	0.50	ug/l	
56-23-5	Carbon tetrachloride <sup>a</sup>	ND	1.0	0.20	ug/l	
75-34-3	1,1-Dichloroethane	10.6	1.0	0.30	ug/l	
75-35-4	1,1-Dichloroethylene	3.9	1.0	0.20	ug/l	
563-58-6	1,1-Dichloropropene	ND	1.0	0.30	ug/l	
96-12-8	1,2-Dibromo-3-chloropropane	ND	10	5.0	ug/l	
106-93-4	1,2-Dibromoethane	ND	1.0	0.20	ug/l	
107-06-2	1,2-Dichloroethane	0.78	1.0	0.30	ug/l	J
78-87-5	1,2-Dichloropropane	ND	1.0	0.30	ug/l	
142-28-9	1,3-Dichloropropane	ND	1.0	0.30	ug/l	
108-20-3	Di-Isopropyl ether	0.65	5.0	0.50	ug/l	J
594-20-7	2,2-Dichloropropane	ND	1.0	0.30	ug/l	
124-48-1	Dibromochloromethane <sup>a</sup>	ND	1.0	0.20	ug/l	
75-71-8	Dichlorodifluoromethane	ND	1.0	0.30	ug/l	
156-59-2	cis-1,2-Dichloroethylene	60.9	1.0	0.30	ug/l	
10061-01-5	cis-1,3-Dichloropropene	ND	1.0	0.50	ug/l	
541-73-1	m-Dichlorobenzene	ND	1.0	0.30	ug/l	
95-50-1	o-Dichlorobenzene	ND	1.0	0.30	ug/l	
106-46-7	p-Dichlorobenzene	ND	1.0	0.30	ug/l	

ND = Not detected MDL - Method Detection Limit

RL = Reporting Limit

E = Indicates value exceeds calibration range

J = Indicates an estimated value

B = Indicates analyte found in associated method blank

N = Indicates presumptive evidence of a compound

## Report of Analysis

<b>Client Sample ID:</b>	R25-GW	<b>Date Sampled:</b>	07/25/11
<b>Lab Sample ID:</b>	C17161-22	<b>Date Received:</b>	07/26/11
<b>Matrix:</b>	AQ - Ground Water	<b>Percent Solids:</b>	n/a
<b>Method:</b>	SW846 8260B	<b>Project:</b> Romic Soil Investigation(Romic EPA) - 2081 Bay Road,East Palo Alto,CA	

## VOA 8260 List

CAS No.	Compound	Result	RL	MDL	Units	Q
156-60-5	trans-1,2-Dichloroethylene	63.7	1.0	0.30	ug/l	
10061-02-6	trans-1,3-Dichloropropene	ND	1.0	0.20	ug/l	
100-41-4	Ethylbenzene	ND	1.0	0.30	ug/l	
637-92-3	Ethyl Tert Butyl Ether	ND	5.0	0.50	ug/l	
591-78-6	2-Hexanone	ND	20	10	ug/l	
87-68-3	Hexachlorobutadiene	ND	5.0	0.50	ug/l	
98-82-8	Isopropylbenzene	ND	1.0	0.20	ug/l	
99-87-6	p-Isopropyltoluene	ND	5.0	0.50	ug/l	
108-10-1	4-Methyl-2-pentanone	ND	20	5.0	ug/l	
74-83-9	Methyl bromide	ND	5.0	1.5	ug/l	
74-87-3	Methyl chloride	ND	1.0	0.30	ug/l	
74-95-3	Methylene bromide	ND	1.0	0.20	ug/l	
75-09-2	Methylene chloride	ND	20	5.0	ug/l	
78-93-3	Methyl ethyl ketone	ND	20	5.0	ug/l	
1634-04-4	Methyl Tert Butyl Ether	0.95	1.0	0.50	ug/l	J
91-20-3	Naphthalene	ND	5.0	0.50	ug/l	
103-65-1	n-Propylbenzene	ND	5.0	0.50	ug/l	
100-42-5	Styrene	ND	1.0	0.20	ug/l	
994-05-8	Tert-Amyl Methyl Ether	ND	5.0	0.50	ug/l	
75-65-0	Tert-Butyl Alcohol	5.7	10	5.0	ug/l	J
630-20-6	1,1,1,2-Tetrachloroethane <sup>a</sup>	ND	1.0	0.20	ug/l	
71-55-6	1,1,1-Trichloroethane	ND	1.0	0.20	ug/l	
79-34-5	1,1,2,2-Tetrachloroethane	ND	1.0	0.20	ug/l	
79-00-5	1,1,2-Trichloroethane	ND	1.0	0.20	ug/l	
87-61-6	1,2,3-Trichlorobenzene	ND	5.0	0.50	ug/l	
96-18-4	1,2,3-Trichloropropane	ND	5.0	0.50	ug/l	
120-82-1	1,2,4-Trichlorobenzene	ND	5.0	0.50	ug/l	
95-63-6	1,2,4-Trimethylbenzene	ND	5.0	0.50	ug/l	
108-67-8	1,3,5-Trimethylbenzene	ND	5.0	0.50	ug/l	
127-18-4	Tetrachloroethylene	ND	1.0	0.20	ug/l	
108-88-3	Toluene	ND	1.0	0.50	ug/l	
79-01-6	Trichloroethylene	10.2	1.0	0.30	ug/l	
75-69-4	Trichlorofluoromethane	ND	1.0	0.30	ug/l	
75-01-4	Vinyl chloride	40.2	1.0	0.30	ug/l	
1330-20-7	Xylene (total)	ND	2.0	0.70	ug/l	

CAS No.	Surrogate Recoveries	Run# 1	Run# 2	Limits
1868-53-7	Dibromofluoromethane	100%		60-130%
2037-26-5	Toluene-D8	104%		60-130%

ND = Not detected MDL - Method Detection Limit

RL = Reporting Limit

E = Indicates value exceeds calibration range

J = Indicates an estimated value

B = Indicates analyte found in associated method blank

N = Indicates presumptive evidence of a compound

## Report of Analysis

<b>Client Sample ID:</b>	R25-GW	<b>Date Sampled:</b>	07/25/11
<b>Lab Sample ID:</b>	C17161-22	<b>Date Received:</b>	07/26/11
<b>Matrix:</b>	AQ - Ground Water	<b>Percent Solids:</b>	n/a
<b>Method:</b>	SW846 8260B	<b>Project:</b> Romic Soil Investigation(Romic EPA) - 2081 Bay Road, East Palo Alto, CA	

### VOA 8260 List

CAS No.	Surrogate Recoveries	Run# 1	Run# 2	Limits
460-00-4	4-Bromofluorobenzene	101%		60-130%

(a) CCV outside of control limits (biased high); not detected in sample.

ND = Not detected      MDL - Method Detection Limit  
 RL = Reporting Limit  
 E = Indicates value exceeds calibration range

J = Indicates an estimated value  
 B = Indicates analyte found in associated method blank  
 N = Indicates presumptive evidence of a compound

## Report of Analysis

<b>Client Sample ID:</b>	R25-GW	<b>Date Sampled:</b>	07/25/11
<b>Lab Sample ID:</b>	C17161-22	<b>Date Received:</b>	07/26/11
<b>Matrix:</b>	AQ - Ground Water	<b>Percent Solids:</b>	n/a
<b>Method:</b>	SW846 8270C SW846 3510C	<b>Project:</b> Romic Soil Investigation(Romic EPA) - 2081 Bay Road, East Palo Alto, CA	

Run #1	File ID	DF	Analyzed	By	Prep Date	Prep Batch	Analytical Batch
Run #1	Y9056.D	1	07/28/11	MT	07/27/11	OP4317	EY432
Run #2							

Run #1	Initial Volume	Final Volume
Run #1	1050 ml	1.0 ml
Run #2		

## ABN Full List

CAS No.	Compound	Result	RL	MDL	Units	Q
65-85-0	Benzoic Acid	ND	19	4.8	ug/l	
95-57-8	2-Chlorophenol	ND	9.5	4.8	ug/l	
59-50-7	4-Chloro-3-methyl phenol	ND	14	5.7	ug/l	
120-83-2	2,4-Dichlorophenol	ND	14	4.8	ug/l	
105-67-9	2,4-Dimethylphenol	ND	9.5	4.8	ug/l	
51-28-5	2,4-Dinitrophenol	ND	19	2.9	ug/l	
534-52-1	4,6-Dinitro-o-cresol	ND	19	1.9	ug/l	
95-48-7	2-Methylphenol	ND	9.5	4.8	ug/l	
	3&4-Methylphenol	ND	9.5	3.8	ug/l	
88-75-5	2-Nitrophenol	ND	14	4.8	ug/l	
100-02-7	4-Nitrophenol	ND	9.5	0.95	ug/l	
87-86-5	Pentachlorophenol	ND	9.5	2.9	ug/l	
108-95-2	Phenol	ND	9.5	2.9	ug/l	
95-95-4	2,4,5-Trichlorophenol	ND	14	5.7	ug/l	
88-06-2	2,4,6-Trichlorophenol	ND	14	5.7	ug/l	
83-32-9	Acenaphthene	ND	9.5	4.8	ug/l	
208-96-8	Acenaphthylene	ND	14	4.8	ug/l	
62-53-3	Aniline	ND	9.5	4.8	ug/l	
120-12-7	Anthracene	ND	9.5	3.8	ug/l	
103-33-3	Azobenzene	ND	9.5	4.8	ug/l	
92-87-5	Benzidine	ND	19	5.7	ug/l	
56-55-3	Benzo(a)anthracene	ND	9.5	1.9	ug/l	
50-32-8	Benzo(a)pyrene	ND	9.5	1.9	ug/l	
205-99-2	Benzo(b)fluoranthene	ND	9.5	1.9	ug/l	
191-24-2	Benzo(g,h,i)perylene	ND	9.5	1.9	ug/l	
207-08-9	Benzo(k)fluoranthene	ND	9.5	1.9	ug/l	
101-55-3	4-Bromophenyl phenyl ether	ND	14	5.7	ug/l	
85-68-7	Butyl benzyl phthalate	ND	9.5	2.9	ug/l	
100-51-6	Benzyl Alcohol	ND	9.5	4.8	ug/l	
91-58-7	2-Chloronaphthalene	ND	9.5	4.8	ug/l	
106-47-8	4-Chloroaniline	ND	9.5	4.8	ug/l	
86-74-8	Carbazole	ND	9.5	2.9	ug/l	

ND = Not detected MDL - Method Detection Limit

RL = Reporting Limit

E = Indicates value exceeds calibration range

J = Indicates an estimated value

B = Indicates analyte found in associated method blank

N = Indicates presumptive evidence of a compound

## Report of Analysis

<b>Client Sample ID:</b>	R25-GW	<b>Date Sampled:</b>	07/25/11
<b>Lab Sample ID:</b>	C17161-22	<b>Date Received:</b>	07/26/11
<b>Matrix:</b>	AQ - Ground Water	<b>Percent Solids:</b>	n/a
<b>Method:</b>	SW846 8270C SW846 3510C		
<b>Project:</b>	Romic Soil Investigation(Romic EPA) - 2081 Bay Road,East Palo Alto,CA		

## ABN Full List

CAS No.	Compound	Result	RL	MDL	Units	Q
218-01-9	Chrysene	ND	9.5	1.9	ug/l	
111-91-1	bis(2-Chloroethoxy)methane	ND	14	4.8	ug/l	
111-44-4	bis(2-Chloroethyl)ether	ND	9.5	3.8	ug/l	
108-60-1	bis(2-Chloroisopropyl)ether	ND	9.5	3.8	ug/l	
7005-72-3	4-Chlorophenyl phenyl ether	ND	14	5.7	ug/l	
95-50-1	1,2-Dichlorobenzene	ND	9.5	3.8	ug/l	
541-73-1	1,3-Dichlorobenzene	ND	9.5	3.8	ug/l	
106-46-7	1,4-Dichlorobenzene	ND	9.5	3.8	ug/l	
121-14-2	2,4-Dinitrotoluene	ND	9.5	4.8	ug/l	
606-20-2	2,6-Dinitrotoluene	ND	14	5.7	ug/l	
91-94-1	3,3'-Dichlorobenzidine	ND	9.5	4.8	ug/l	
53-70-3	Dibenzo(a,h)anthracene	ND	9.5	1.9	ug/l	
132-64-9	Dibenzofuran	ND	14	4.8	ug/l	
122-39-4	Diphenylamine	ND	14	4.8	ug/l	
84-74-2	Di-n-butyl phthalate	ND	9.5	2.9	ug/l	
117-84-0	Di-n-octyl phthalate	ND	9.5	2.9	ug/l	
84-66-2	Diethyl phthalate	ND	9.5	4.8	ug/l	
131-11-3	Dimethyl phthalate	ND	9.5	3.8	ug/l	
117-81-7	bis(2-Ethylhexyl)phthalate	ND	9.5	2.9	ug/l	
206-44-0	Fluoranthene	ND	9.5	2.9	ug/l	
86-73-7	Fluorene	ND	14	5.7	ug/l	
118-74-1	Hexachlorobenzene	ND	14	4.8	ug/l	
87-68-3	Hexachlorobutadiene	ND	19	3.8	ug/l	
77-47-4	Hexachlorocyclopentadiene	ND	9.5	2.9	ug/l	
67-72-1	Hexachloroethane	ND	9.5	3.8	ug/l	
193-39-5	Indeno(1,2,3-cd)pyrene	ND	9.5	1.9	ug/l	
78-59-1	Isophorone	ND	14	4.8	ug/l	
90-12-0	1-Methylnaphthalene	ND	9.5	4.8	ug/l	
91-57-6	2-Methylnaphthalene	ND	9.5	4.8	ug/l	
88-74-4	2-Nitroaniline	ND	14	5.7	ug/l	
99-09-2	3-Nitroaniline	ND	9.5	4.8	ug/l	
100-01-6	4-Nitroaniline	ND	9.5	3.8	ug/l	
91-20-3	Naphthalene	ND	9.5	4.8	ug/l	
98-95-3	Nitrobenzene	ND	9.5	4.8	ug/l	
62-75-9	N-Nitrosodimethylamine	ND	19	2.9	ug/l	
621-64-7	N-Nitroso-di-n-propylamine	ND	9.5	4.8	ug/l	
85-01-8	Phenanthrene	ND	9.5	4.8	ug/l	
129-00-0	Pyrene	ND	9.5	2.9	ug/l	
110-86-1	Pyridine	ND	19	1.9	ug/l	
120-82-1	1,2,4-Trichlorobenzene	ND	9.5	3.8	ug/l	

ND = Not detected MDL - Method Detection Limit

RL = Reporting Limit

E = Indicates value exceeds calibration range

J = Indicates an estimated value

B = Indicates analyte found in associated method blank

N = Indicates presumptive evidence of a compound

## Report of Analysis

<b>Client Sample ID:</b>	R25-GW	<b>Date Sampled:</b>	07/25/11
<b>Lab Sample ID:</b>	C17161-22	<b>Date Received:</b>	07/26/11
<b>Matrix:</b>	AQ - Ground Water	<b>Percent Solids:</b>	n/a
<b>Method:</b>	SW846 8270C SW846 3510C		
<b>Project:</b>	Romic Soil Investigation(Romic EPA) - 2081 Bay Road, East Palo Alto, CA		

### ABN Full List

CAS No.	Surrogate Recoveries	Run# 1	Run# 2	Limits
367-12-4	2-Fluorophenol	39%		10-100%
4165-62-2	Phenol-d5	29%		7-100%
118-79-6	2,4,6-Tribromophenol	74%		25-115%
4165-60-0	Nitrobenzene-d5	70%		25-100%
321-60-8	2-Fluorobiphenyl	68%		25-106%
1718-51-0	Terphenyl-d14	106%		35-130%

ND = Not detected      MDL - Method Detection Limit  
 RL = Reporting Limit  
 E = Indicates value exceeds calibration range

J = Indicates an estimated value  
 B = Indicates analyte found in associated method blank  
 N = Indicates presumptive evidence of a compound



## Report of Analysis

<b>Client Sample ID:</b> R25-GW		<b>Date Sampled:</b> 07/25/11
<b>Lab Sample ID:</b> C17161-22		<b>Date Received:</b> 07/26/11
<b>Matrix:</b> AQ - Ground Water		<b>Percent Solids:</b> n/a
<b>Method:</b> SW846 8015B		
<b>Project:</b> Romic Soil Investigation(Romic EPA) - 2081 Bay Road, East Palo Alto, CA		

Run #	File ID	DF	Analyzed	By	Prep Date	Prep Batch	Analytical Batch
Run #1	JK21632.D	1	08/05/11	TT	n/a	n/a	GJK891
Run #2							

Run #	Purge Volume
Run #1	10.0 ml
Run #2	

**TPH Volatiles**

CAS No.	Compound	Result	RL	MDL	Units	Q
	TPH-GRO (C6-C10)	0.0616	0.050	0.020	mg/l	
CAS No.	Surrogate Recoveries	Run# 1	Run# 2	Limits		
98-08-8	aaa-Trifluorotoluene	104%		64-153%		

ND = Not detected      MDL - Method Detection Limit  
 RL = Reporting Limit  
 E = Indicates value exceeds calibration range

J = Indicates an estimated value  
 B = Indicates analyte found in associated method blank  
 N = Indicates presumptive evidence of a compound

## Report of Analysis

<b>Client Sample ID:</b>	R25-GW	<b>Date Sampled:</b>	07/25/11
<b>Lab Sample ID:</b>	C17161-22	<b>Date Received:</b>	07/26/11
<b>Matrix:</b>	AQ - Ground Water	<b>Percent Solids:</b>	n/a
<b>Method:</b>	SW846 8081A SW846 3510C	<b>Project:</b> Romic Soil Investigation(Romic EPA) - 2081 Bay Road, East Palo Alto, CA	

Run #	File ID	DF	Analyzed	By	Prep Date	Prep Batch	Analytical Batch
Run #1 <sup>a</sup>	OO22991.D	3	07/31/11	RV	07/28/11	OP4323	G00733
Run #2							

Run #	Initial Volume	Final Volume
Run #1	1010 ml	1.0 ml
Run #2		

## Pesticide PPL List

CAS No.	Compound	Result	RL	MDL	Units	Q
309-00-2	Aldrin	ND	0.074	0.0089	ug/l	
319-84-6	alpha-BHC	ND	0.074	0.0089	ug/l	
319-85-7	beta-BHC	ND	0.074	0.012	ug/l	
319-86-8	delta-BHC	ND	0.074	0.012	ug/l	
58-89-9	gamma-BHC (Lindane)	ND	0.074	0.012	ug/l	
12789-03-6	Chlordane	ND	0.59	0.59	ug/l	
60-57-1	Dieldrin	ND	0.074	0.0089	ug/l	
72-54-8	4,4' -DDD	ND	0.074	0.0089	ug/l	
72-55-9	4,4' -DDE	ND	0.074	0.0089	ug/l	
50-29-3	4,4' -DDT	ND	0.074	0.0089	ug/l	
72-20-8	Endrin	ND	0.074	0.0089	ug/l	
7421-93-4	Endrin aldehyde	ND	0.074	0.0089	ug/l	
959-98-8	Endosulfan-I	ND	0.074	0.012	ug/l	
33213-65-9	Endosulfan-II	ND	0.074	0.012	ug/l	
1031-07-8	Endosulfan sulfate	ND	0.074	0.015	ug/l	
76-44-8	Heptachlor	ND	0.074	0.012	ug/l	
1024-57-3	Heptachlor epoxide	ND	0.074	0.012	ug/l	
72-43-5	Methoxychlor	ND	0.074	0.0089	ug/l	
8001-35-2	Toxaphene	ND	0.59	0.59	ug/l	

CAS No.	Surrogate Recoveries	Run# 1	Run# 2	Limits
877-09-8	Tetrachloro-m-xylene	34% <sup>b</sup>		44-140%
877-09-8	Tetrachloro-m-xylene	34% <sup>b</sup>		44-140%
2051-24-3	Decachlorobiphenyl	49%		44-140%
2051-24-3	Decachlorobiphenyl	59%		44-140%

(a) Reporting limits raised due to high concentration of non-target compounds (hydrocarbons).

(b) Surrogate outside control limits due to matrix interference. Emulsion formed during extraction process.

ND = Not detected MDL - Method Detection Limit

RL = Reporting Limit

E = Indicates value exceeds calibration range

J = Indicates an estimated value

B = Indicates analyte found in associated method blank

N = Indicates presumptive evidence of a compound

## Report of Analysis

<b>Client Sample ID:</b>	R25-GW	<b>Date Sampled:</b>	07/25/11
<b>Lab Sample ID:</b>	C17161-22	<b>Date Received:</b>	07/26/11
<b>Matrix:</b>	AQ - Ground Water	<b>Percent Solids:</b>	n/a
<b>Method:</b>	SW846 8082 SW846 3510C	<b>Project:</b> Romic Soil Investigation(Romic EPA) - 2081 Bay Road, East Palo Alto, CA	

Run #1	File ID	DF	Analyzed	By	Prep Date	Prep Batch	Analytical Batch
Run #1	PP20538.D	1	07/28/11	RV	07/28/11	OP4324	GPP694
Run #2							

Run #1	Initial Volume	Final Volume
Run #1	1010 ml	1.0 ml
Run #2		

**PCB List**

CAS No.	Compound	Result	RL	MDL	Units	Q
12674-11-2	Aroclor 1016	ND	0.099	0.020	ug/l	
11104-28-2	Aroclor 1221	ND	0.099	0.050	ug/l	
11141-16-5	Aroclor 1232	ND	0.099	0.050	ug/l	
53469-21-9	Aroclor 1242	ND	0.099	0.050	ug/l	
12672-29-6	Aroclor 1248	ND	0.099	0.050	ug/l	
11097-69-1	Aroclor 1254	ND	0.099	0.050	ug/l	
11096-82-5	Aroclor 1260	ND	0.099	0.030	ug/l	

CAS No.	Surrogate Recoveries	Run# 1	Run# 2	Limits
877-09-8	Tetrachloro-m-xylene	48%		41-134%
877-09-8	Tetrachloro-m-xylene	39% <sup>a</sup>		41-134%
2051-24-3	Decachlorobiphenyl	61%		41-134%
2051-24-3	Decachlorobiphenyl	49%		41-134%

(a) Surrogate outside control limits due to matrix interference. Emulsion formed during extraction process.

---

ND = Not detected      MDL - Method Detection Limit      J = Indicates an estimated value  
 RL = Reporting Limit      B = Indicates analyte found in associated method blank  
 E = Indicates value exceeds calibration range      N = Indicates presumptive evidence of a compound

## Report of Analysis

<b>Client Sample ID:</b> R25-GW		
<b>Lab Sample ID:</b> C17161-22		<b>Date Sampled:</b> 07/25/11
<b>Matrix:</b> AQ - Ground Water		<b>Date Received:</b> 07/26/11
<b>Method:</b> SW846 8015B M SW846 3510C		<b>Percent Solids:</b> n/a
<b>Project:</b> Romic Soil Investigation(Romic EPA) - 2081 Bay Road, East Palo Alto, CA		

Run #	File ID	DF	Analyzed	By	Prep Date	Prep Batch	Analytical Batch
Run #1	GG27263.D	1	07/29/11	JH	07/28/11	OP4320	GGG731
Run #2							

Run #	Initial Volume	Final Volume
Run #1	860 ml	1.0 ml
Run #2		

### TPH Extractable w/ Silica Gel Cleanup

CAS No.	Compound	Result	RL	MDL	Units	Q
	TPH (C10-C28)	0.0590	0.12	0.058	mg/l	J
	TPH (> C28-C40)	ND	0.23	0.12	mg/l	

CAS No.	Surrogate Recoveries	Run# 1	Run# 2	Limits
630-01-3	Hexacosane	60%		45-140%

ND = Not detected      MDL - Method Detection Limit  
 RL = Reporting Limit

J = Indicates an estimated value  
 B = Indicates analyte found in associated method blank  
 N = Indicates presumptive evidence of a compound

## Report of Analysis

<b>Client Sample ID:</b>	R25-GW	<b>Date Sampled:</b>	07/25/11
<b>Lab Sample ID:</b>	C17161-22	<b>Date Received:</b>	07/26/11
<b>Matrix:</b>	AQ - Ground Water	<b>Percent Solids:</b>	n/a
<b>Project:</b>	Romic Soil Investigation(Romic EPA) - 2081 Bay Road,East Palo Alto,CA		

## Total Metals Analysis

Analyte	Result	RL	Units	DF	Prep	Analyzed By	Method	Prep Method
Antimony	< 12	12	ug/l	2	07/27/11	07/27/11 RS	SW846 6010B <sup>1</sup>	SW3010A <sup>3</sup>
Arsenic	65.7	20	ug/l	2	07/27/11	07/27/11 RS	SW846 6010B <sup>1</sup>	SW3010A <sup>3</sup>
Barium	5540	400	ug/l	2	07/27/11	07/27/11 RS	SW846 6010B <sup>1</sup>	SW3010A <sup>3</sup>
Beryllium	< 10	10	ug/l	2	07/27/11	07/27/11 RS	SW846 6010B <sup>1</sup>	SW3010A <sup>3</sup>
Cadmium	5.6	4.0	ug/l	2	07/27/11	07/27/11 RS	SW846 6010B <sup>1</sup>	SW3010A <sup>3</sup>
Chromium	592	20	ug/l	2	07/27/11	07/27/11 RS	SW846 6010B <sup>1</sup>	SW3010A <sup>3</sup>
Cobalt	329	10	ug/l	2	07/27/11	07/27/11 RS	SW846 6010B <sup>1</sup>	SW3010A <sup>3</sup>
Copper	844	20	ug/l	2	07/27/11	07/27/11 RS	SW846 6010B <sup>1</sup>	SW3010A <sup>3</sup>
Lead	106	20	ug/l	2	07/27/11	07/27/11 RS	SW846 6010B <sup>1</sup>	SW3010A <sup>3</sup>
Mercury	1.2	0.20	ug/l	1	07/27/11	07/27/11 PH	SW846 7470A <sup>2</sup>	EPA 245.1/SW7470A <sup>4</sup>
Molybdenum	134	40	ug/l	2	07/27/11	07/27/11 RS	SW846 6010B <sup>1</sup>	SW3010A <sup>3</sup>
Nickel	783	10	ug/l	2	07/27/11	07/27/11 RS	SW846 6010B <sup>1</sup>	SW3010A <sup>3</sup>
Selenium	< 20	20	ug/l	2	07/27/11	07/27/11 RS	SW846 6010B <sup>1</sup>	SW3010A <sup>3</sup>
Silver	38.2	10	ug/l	2	07/27/11	07/27/11 RS	SW846 6010B <sup>1</sup>	SW3010A <sup>3</sup>
Thallium	< 20	20	ug/l	2	07/27/11	07/27/11 RS	SW846 6010B <sup>1</sup>	SW3010A <sup>3</sup>
Vanadium	529	20	ug/l	2	07/27/11	07/27/11 RS	SW846 6010B <sup>1</sup>	SW3010A <sup>3</sup>
Zinc	1120	40	ug/l	2	07/27/11	07/27/11 RS	SW846 6010B <sup>1</sup>	SW3010A <sup>3</sup>

(1) Instrument QC Batch: MA2009

(2) Instrument QC Batch: MA2010

(3) Prep QC Batch: MP3772

(4) Prep QC Batch: MP3773

RL = Reporting Limit

## Report of Analysis

<b>Client Sample ID:</b>	R25A-GW	<b>Date Sampled:</b>	07/25/11
<b>Lab Sample ID:</b>	C17161-23	<b>Date Received:</b>	07/26/11
<b>Matrix:</b>	AQ - Ground Water	<b>Percent Solids:</b>	n/a
<b>Method:</b>	SW846 8260B	<b>Project:</b> Romic Soil Investigation(Romic EPA) - 2081 Bay Road, East Palo Alto, CA	

Run #1	File ID	DF	Analyzed	By	Prep Date	Prep Batch	Analytical Batch
Run #1	N24019.D	1	07/29/11	TF	n/a	n/a	VN801
Run #2							

Run #1	Purge Volume
Run #1	10.0 ml
Run #2	

## VOA 8260 List

CAS No.	Compound	Result	RL	MDL	Units	Q
67-64-1	Acetone	ND	20	10	ug/l	
71-43-2	Benzene	1.9	1.0	0.30	ug/l	
108-86-1	Bromobenzene	ND	1.0	0.30	ug/l	
74-97-5	Bromochloromethane	ND	1.0	0.50	ug/l	
75-27-4	Bromodichloromethane <sup>a</sup>	ND	1.0	0.30	ug/l	
75-25-2	Bromoform <sup>a</sup>	ND	1.0	0.50	ug/l	
104-51-8	n-Butylbenzene	ND	5.0	0.50	ug/l	
135-98-8	sec-Butylbenzene	ND	5.0	0.50	ug/l	
98-06-6	tert-Butylbenzene	ND	5.0	0.50	ug/l	
108-90-7	Chlorobenzene	ND	1.0	0.30	ug/l	
75-00-3	Chloroethane	ND	1.0	0.30	ug/l	
67-66-3	Chloroform	ND	1.0	0.30	ug/l	
95-49-8	o-Chlorotoluene	ND	5.0	0.50	ug/l	
106-43-4	p-Chlorotoluene	ND	5.0	0.50	ug/l	
56-23-5	Carbon tetrachloride <sup>a</sup>	ND	1.0	0.20	ug/l	
75-34-3	1,1-Dichloroethane	10.4	1.0	0.30	ug/l	
75-35-4	1,1-Dichloroethylene	3.1	1.0	0.20	ug/l	
563-58-6	1,1-Dichloropropene	ND	1.0	0.30	ug/l	
96-12-8	1,2-Dibromo-3-chloropropane	ND	10	5.0	ug/l	
106-93-4	1,2-Dibromoethane	ND	1.0	0.20	ug/l	
107-06-2	1,2-Dichloroethane	0.87	1.0	0.30	ug/l	J
78-87-5	1,2-Dichloropropane	ND	1.0	0.30	ug/l	
142-28-9	1,3-Dichloropropane	ND	1.0	0.30	ug/l	
108-20-3	Di-Isopropyl ether	0.62	5.0	0.50	ug/l	J
594-20-7	2,2-Dichloropropane	ND	1.0	0.30	ug/l	
124-48-1	Dibromochloromethane <sup>a</sup>	ND	1.0	0.20	ug/l	
75-71-8	Dichlorodifluoromethane	ND	1.0	0.30	ug/l	
156-59-2	cis-1,2-Dichloroethylene	62.4	1.0	0.30	ug/l	
10061-01-5	cis-1,3-Dichloropropene	ND	1.0	0.50	ug/l	
541-73-1	m-Dichlorobenzene	ND	1.0	0.30	ug/l	
95-50-1	o-Dichlorobenzene	ND	1.0	0.30	ug/l	
106-46-7	p-Dichlorobenzene	ND	1.0	0.30	ug/l	

ND = Not detected MDL - Method Detection Limit

RL = Reporting Limit

E = Indicates value exceeds calibration range

J = Indicates an estimated value

B = Indicates analyte found in associated method blank

N = Indicates presumptive evidence of a compound

## Report of Analysis

<b>Client Sample ID:</b>	R25A-GW	<b>Date Sampled:</b>	07/25/11
<b>Lab Sample ID:</b>	C17161-23	<b>Date Received:</b>	07/26/11
<b>Matrix:</b>	AQ - Ground Water	<b>Percent Solids:</b>	n/a
<b>Method:</b>	SW846 8260B	<b>Project:</b> Romic Soil Investigation(Romic EPA) - 2081 Bay Road,East Palo Alto,CA	

## VOA 8260 List

CAS No.	Compound	Result	RL	MDL	Units	Q
156-60-5	trans-1,2-Dichloroethylene	54.1	1.0	0.30	ug/l	
10061-02-6	trans-1,3-Dichloropropene	ND	1.0	0.20	ug/l	
100-41-4	Ethylbenzene	ND	1.0	0.30	ug/l	
637-92-3	Ethyl Tert Butyl Ether	ND	5.0	0.50	ug/l	
591-78-6	2-Hexanone	ND	20	10	ug/l	
87-68-3	Hexachlorobutadiene	ND	5.0	0.50	ug/l	
98-82-8	Isopropylbenzene	ND	1.0	0.20	ug/l	
99-87-6	p-Isopropyltoluene	ND	5.0	0.50	ug/l	
108-10-1	4-Methyl-2-pentanone	ND	20	5.0	ug/l	
74-83-9	Methyl bromide	ND	5.0	1.5	ug/l	
74-87-3	Methyl chloride	ND	1.0	0.30	ug/l	
74-95-3	Methylene bromide	ND	1.0	0.20	ug/l	
75-09-2	Methylene chloride	ND	20	5.0	ug/l	
78-93-3	Methyl ethyl ketone	ND	20	5.0	ug/l	
1634-04-4	Methyl Tert Butyl Ether	1.0	1.0	0.50	ug/l	
91-20-3	Naphthalene	ND	5.0	0.50	ug/l	
103-65-1	n-Propylbenzene	ND	5.0	0.50	ug/l	
100-42-5	Styrene	ND	1.0	0.20	ug/l	
994-05-8	Tert-Amyl Methyl Ether	ND	5.0	0.50	ug/l	
75-65-0	Tert-Butyl Alcohol	6.6	10	5.0	ug/l	J
630-20-6	1,1,1,2-Tetrachloroethane <sup>a</sup>	ND	1.0	0.20	ug/l	
71-55-6	1,1,1-Trichloroethane	ND	1.0	0.20	ug/l	
79-34-5	1,1,2,2-Tetrachloroethane	ND	1.0	0.20	ug/l	
79-00-5	1,1,2-Trichloroethane	ND	1.0	0.20	ug/l	
87-61-6	1,2,3-Trichlorobenzene	ND	5.0	0.50	ug/l	
96-18-4	1,2,3-Trichloropropane	ND	5.0	0.50	ug/l	
120-82-1	1,2,4-Trichlorobenzene	ND	5.0	0.50	ug/l	
95-63-6	1,2,4-Trimethylbenzene	ND	5.0	0.50	ug/l	
108-67-8	1,3,5-Trimethylbenzene	ND	5.0	0.50	ug/l	
127-18-4	Tetrachloroethylene	ND	1.0	0.20	ug/l	
108-88-3	Toluene	ND	1.0	0.50	ug/l	
79-01-6	Trichloroethylene	5.9	1.0	0.30	ug/l	
75-69-4	Trichlorofluoromethane	ND	1.0	0.30	ug/l	
75-01-4	Vinyl chloride	40.1	1.0	0.30	ug/l	
1330-20-7	Xylene (total)	ND	2.0	0.70	ug/l	

CAS No.	Surrogate Recoveries	Run# 1	Run# 2	Limits
1868-53-7	Dibromofluoromethane	101%		60-130%
2037-26-5	Toluene-D8	102%		60-130%

ND = Not detected MDL - Method Detection Limit

RL = Reporting Limit

E = Indicates value exceeds calibration range

J = Indicates an estimated value

B = Indicates analyte found in associated method blank

N = Indicates presumptive evidence of a compound

## Report of Analysis

<b>Client Sample ID:</b>	R25A-GW	<b>Date Sampled:</b>	07/25/11
<b>Lab Sample ID:</b>	C17161-23	<b>Date Received:</b>	07/26/11
<b>Matrix:</b>	AQ - Ground Water	<b>Percent Solids:</b>	n/a
<b>Method:</b>	SW846 8260B	<b>Project:</b> Romic Soil Investigation(Romic EPA) - 2081 Bay Road, East Palo Alto, CA	

### VOA 8260 List

CAS No.	Surrogate Recoveries	Run# 1	Run# 2	Limits
460-00-4	4-Bromofluorobenzene	103%		60-130%

(a) CCV outside of control limits (biased high); not detected in sample.

ND = Not detected      MDL - Method Detection Limit  
 RL = Reporting Limit  
 E = Indicates value exceeds calibration range

J = Indicates an estimated value  
 B = Indicates analyte found in associated method blank  
 N = Indicates presumptive evidence of a compound



## Report of Analysis

<b>Client Sample ID:</b>	R25A-GW	<b>Date Sampled:</b>	07/25/11
<b>Lab Sample ID:</b>	C17161-23	<b>Date Received:</b>	07/26/11
<b>Matrix:</b>	AQ - Ground Water	<b>Percent Solids:</b>	n/a
<b>Method:</b>	SW846 8270C SW846 3510C	<b>Project:</b> Romic Soil Investigation(Romic EPA) - 2081 Bay Road, East Palo Alto, CA	

Run #1	File ID	DF	Analyzed	By	Prep Date	Prep Batch	Analytical Batch
Run #1	Y9053.D	1	07/28/11	MT	07/27/11	OP4317	EY432
Run #2							

Run #1	Initial Volume	Final Volume
Run #1	1050 ml	1.0 ml
Run #2		

## ABN Full List

CAS No.	Compound	Result	RL	MDL	Units	Q
65-85-0	Benzoic Acid	ND	19	4.8	ug/l	
95-57-8	2-Chlorophenol	ND	9.5	4.8	ug/l	
59-50-7	4-Chloro-3-methyl phenol	ND	14	5.7	ug/l	
120-83-2	2,4-Dichlorophenol	ND	14	4.8	ug/l	
105-67-9	2,4-Dimethylphenol	ND	9.5	4.8	ug/l	
51-28-5	2,4-Dinitrophenol	ND	19	2.9	ug/l	
534-52-1	4,6-Dinitro-o-cresol	ND	19	1.9	ug/l	
95-48-7	2-Methylphenol	ND	9.5	4.8	ug/l	
	3&4-Methylphenol	ND	9.5	3.8	ug/l	
88-75-5	2-Nitrophenol	ND	14	4.8	ug/l	
100-02-7	4-Nitrophenol	ND	9.5	0.95	ug/l	
87-86-5	Pentachlorophenol	ND	9.5	2.9	ug/l	
108-95-2	Phenol	ND	9.5	2.9	ug/l	
95-95-4	2,4,5-Trichlorophenol	ND	14	5.7	ug/l	
88-06-2	2,4,6-Trichlorophenol	ND	14	5.7	ug/l	
83-32-9	Acenaphthene	ND	9.5	4.8	ug/l	
208-96-8	Acenaphthylene	ND	14	4.8	ug/l	
62-53-3	Aniline	ND	9.5	4.8	ug/l	
120-12-7	Anthracene	ND	9.5	3.8	ug/l	
103-33-3	Azobenzene	ND	9.5	4.8	ug/l	
92-87-5	Benzidine	ND	19	5.7	ug/l	
56-55-3	Benzo(a)anthracene	ND	9.5	1.9	ug/l	
50-32-8	Benzo(a)pyrene	ND	9.5	1.9	ug/l	
205-99-2	Benzo(b)fluoranthene	ND	9.5	1.9	ug/l	
191-24-2	Benzo(g,h,i)perylene	ND	9.5	1.9	ug/l	
207-08-9	Benzo(k)fluoranthene	ND	9.5	1.9	ug/l	
101-55-3	4-Bromophenyl phenyl ether	ND	14	5.7	ug/l	
85-68-7	Butyl benzyl phthalate	ND	9.5	2.9	ug/l	
100-51-6	Benzyl Alcohol	ND	9.5	4.8	ug/l	
91-58-7	2-Chloronaphthalene	ND	9.5	4.8	ug/l	
106-47-8	4-Chloroaniline	ND	9.5	4.8	ug/l	
86-74-8	Carbazole	ND	9.5	2.9	ug/l	

ND = Not detected MDL - Method Detection Limit

RL = Reporting Limit

E = Indicates value exceeds calibration range

J = Indicates an estimated value

B = Indicates analyte found in associated method blank

N = Indicates presumptive evidence of a compound

## Report of Analysis

<b>Client Sample ID:</b>	R25A-GW	<b>Date Sampled:</b>	07/25/11
<b>Lab Sample ID:</b>	C17161-23	<b>Date Received:</b>	07/26/11
<b>Matrix:</b>	AQ - Ground Water	<b>Percent Solids:</b>	n/a
<b>Method:</b>	SW846 8270C SW846 3510C		
<b>Project:</b>	Romic Soil Investigation(Romic EPA) - 2081 Bay Road,East Palo Alto,CA		

## ABN Full List

CAS No.	Compound	Result	RL	MDL	Units	Q
218-01-9	Chrysene	ND	9.5	1.9	ug/l	
111-91-1	bis(2-Chloroethoxy)methane	ND	14	4.8	ug/l	
111-44-4	bis(2-Chloroethyl)ether	ND	9.5	3.8	ug/l	
108-60-1	bis(2-Chloroisopropyl)ether	ND	9.5	3.8	ug/l	
7005-72-3	4-Chlorophenyl phenyl ether	ND	14	5.7	ug/l	
95-50-1	1,2-Dichlorobenzene	ND	9.5	3.8	ug/l	
541-73-1	1,3-Dichlorobenzene	ND	9.5	3.8	ug/l	
106-46-7	1,4-Dichlorobenzene	ND	9.5	3.8	ug/l	
121-14-2	2,4-Dinitrotoluene	ND	9.5	4.8	ug/l	
606-20-2	2,6-Dinitrotoluene	ND	14	5.7	ug/l	
91-94-1	3,3'-Dichlorobenzidine	ND	9.5	4.8	ug/l	
53-70-3	Dibenzo(a,h)anthracene	ND	9.5	1.9	ug/l	
132-64-9	Dibenzofuran	ND	14	4.8	ug/l	
122-39-4	Diphenylamine	ND	14	4.8	ug/l	
84-74-2	Di-n-butyl phthalate	ND	9.5	2.9	ug/l	
117-84-0	Di-n-octyl phthalate	ND	9.5	2.9	ug/l	
84-66-2	Diethyl phthalate	ND	9.5	4.8	ug/l	
131-11-3	Dimethyl phthalate	ND	9.5	3.8	ug/l	
117-81-7	bis(2-Ethylhexyl)phthalate	ND	9.5	2.9	ug/l	
206-44-0	Fluoranthene	ND	9.5	2.9	ug/l	
86-73-7	Fluorene	ND	14	5.7	ug/l	
118-74-1	Hexachlorobenzene	ND	14	4.8	ug/l	
87-68-3	Hexachlorobutadiene	ND	19	3.8	ug/l	
77-47-4	Hexachlorocyclopentadiene	ND	9.5	2.9	ug/l	
67-72-1	Hexachloroethane	ND	9.5	3.8	ug/l	
193-39-5	Indeno(1,2,3-cd)pyrene	ND	9.5	1.9	ug/l	
78-59-1	Isophorone	ND	14	4.8	ug/l	
90-12-0	1-Methylnaphthalene	ND	9.5	4.8	ug/l	
91-57-6	2-Methylnaphthalene	ND	9.5	4.8	ug/l	
88-74-4	2-Nitroaniline	ND	14	5.7	ug/l	
99-09-2	3-Nitroaniline	ND	9.5	4.8	ug/l	
100-01-6	4-Nitroaniline	ND	9.5	3.8	ug/l	
91-20-3	Naphthalene	ND	9.5	4.8	ug/l	
98-95-3	Nitrobenzene	ND	9.5	4.8	ug/l	
62-75-9	N-Nitrosodimethylamine	ND	19	2.9	ug/l	
621-64-7	N-Nitroso-di-n-propylamine	ND	9.5	4.8	ug/l	
85-01-8	Phenanthrene	ND	9.5	4.8	ug/l	
129-00-0	Pyrene	ND	9.5	2.9	ug/l	
110-86-1	Pyridine	ND	19	1.9	ug/l	
120-82-1	1,2,4-Trichlorobenzene	ND	9.5	3.8	ug/l	

ND = Not detected MDL - Method Detection Limit

RL = Reporting Limit

E = Indicates value exceeds calibration range

J = Indicates an estimated value

B = Indicates analyte found in associated method blank

N = Indicates presumptive evidence of a compound

## Report of Analysis

<b>Client Sample ID:</b>	R25A-GW	<b>Date Sampled:</b>	07/25/11
<b>Lab Sample ID:</b>	C17161-23	<b>Date Received:</b>	07/26/11
<b>Matrix:</b>	AQ - Ground Water	<b>Percent Solids:</b>	n/a
<b>Method:</b>	SW846 8270C SW846 3510C		
<b>Project:</b>	Romic Soil Investigation(Romic EPA) - 2081 Bay Road, East Palo Alto, CA		

### ABN Full List

CAS No.	Surrogate Recoveries	Run# 1	Run# 2	Limits
367-12-4	2-Fluorophenol	45%		10-100%
4165-62-2	Phenol-d5	31%		7-100%
118-79-6	2,4,6-Tribromophenol	69%		25-115%
4165-60-0	Nitrobenzene-d5	80%		25-100%
321-60-8	2-Fluorobiphenyl	80%		25-106%
1718-51-0	Terphenyl-d14	109%		35-130%

ND = Not detected      MDL - Method Detection Limit  
 RL = Reporting Limit  
 E = Indicates value exceeds calibration range

J = Indicates an estimated value  
 B = Indicates analyte found in associated method blank  
 N = Indicates presumptive evidence of a compound

## Report of Analysis

<b>Client Sample ID:</b> R25A-GW		<b>Date Sampled:</b> 07/25/11
<b>Lab Sample ID:</b> C17161-23		<b>Date Received:</b> 07/26/11
<b>Matrix:</b> AQ - Ground Water		<b>Percent Solids:</b> n/a
<b>Method:</b> SW846 8015B		
<b>Project:</b> Romic Soil Investigation(Romic EPA) - 2081 Bay Road, East Palo Alto, CA		

Run #	File ID	DF	Analyzed	By	Prep Date	Prep Batch	Analytical Batch
Run #1	JK21633.D	1	08/05/11	TT	n/a	n/a	GJK891
Run #2							

Run #	Purge Volume
Run #1	10.0 ml
Run #2	

**TPH Volatiles**

CAS No.	Compound	Result	RL	MDL	Units	Q
	TPH-GRO (C6-C10)	0.0513	0.050	0.020	mg/l	
CAS No.	Surrogate Recoveries	Run# 1	Run# 2	Limits		
98-08-8	aaa-Trifluorotoluene	102%		64-153%		

ND = Not detected      MDL - Method Detection Limit  
 RL = Reporting Limit  
 E = Indicates value exceeds calibration range

J = Indicates an estimated value  
 B = Indicates analyte found in associated method blank  
 N = Indicates presumptive evidence of a compound

## Report of Analysis

<b>Client Sample ID:</b>	R25A-GW	<b>Date Sampled:</b>	07/25/11
<b>Lab Sample ID:</b>	C17161-23	<b>Date Received:</b>	07/26/11
<b>Matrix:</b>	AQ - Ground Water	<b>Percent Solids:</b>	n/a
<b>Method:</b>	SW846 8081A SW846 3510C	<b>Project:</b> Romic Soil Investigation(Romic EPA) - 2081 Bay Road, East Palo Alto, CA	

Run #	File ID	DF	Analyzed	By	Prep Date	Prep Batch	Analytical Batch
Run #1 <sup>a</sup>	OO22992.D	3	07/31/11	RV	07/28/11	OP4323	G00733
Run #2							

Run #	Initial Volume	Final Volume
Run #1	960 ml	1.0 ml
Run #2		

## Pesticide PPL List

CAS No.	Compound	Result	RL	MDL	Units	Q
309-00-2	Aldrin	ND	0.078	0.0094	ug/l	
319-84-6	alpha-BHC	ND	0.078	0.0094	ug/l	
319-85-7	beta-BHC	ND	0.078	0.013	ug/l	
319-86-8	delta-BHC	ND	0.078	0.013	ug/l	
58-89-9	gamma-BHC (Lindane)	ND	0.078	0.013	ug/l	
12789-03-6	Chlordane	ND	0.63	0.63	ug/l	
60-57-1	Dieldrin	ND	0.078	0.0094	ug/l	
72-54-8	4,4' -DDD	ND	0.078	0.0094	ug/l	
72-55-9	4,4' -DDE	ND	0.078	0.0094	ug/l	
50-29-3	4,4' -DDT	ND	0.078	0.0094	ug/l	
72-20-8	Endrin	ND	0.078	0.0094	ug/l	
7421-93-4	Endrin aldehyde	ND	0.078	0.0094	ug/l	
959-98-8	Endosulfan-I	ND	0.078	0.013	ug/l	
33213-65-9	Endosulfan-II	ND	0.078	0.013	ug/l	
1031-07-8	Endosulfan sulfate	ND	0.078	0.016	ug/l	
76-44-8	Heptachlor	ND	0.078	0.013	ug/l	
1024-57-3	Heptachlor epoxide	ND	0.078	0.013	ug/l	
72-43-5	Methoxychlor	ND	0.078	0.0094	ug/l	
8001-35-2	Toxaphene	ND	0.63	0.63	ug/l	

CAS No.	Surrogate Recoveries	Run# 1	Run# 2	Limits
877-09-8	Tetrachloro-m-xylene	44%		44-140%
877-09-8	Tetrachloro-m-xylene	46%		44-140%
2051-24-3	Decachlorobiphenyl	56%		44-140%
2051-24-3	Decachlorobiphenyl	65%		44-140%

(a) Reporting limits raised due to high concentration of non-target compounds (hydrocarbons).

ND = Not detected MDL - Method Detection Limit

RL = Reporting Limit

E = Indicates value exceeds calibration range

J = Indicates an estimated value

B = Indicates analyte found in associated method blank

N = Indicates presumptive evidence of a compound

## Report of Analysis

<b>Client Sample ID:</b> R25A-GW	
<b>Lab Sample ID:</b> C17161-23	<b>Date Sampled:</b> 07/25/11
<b>Matrix:</b> AQ - Ground Water	<b>Date Received:</b> 07/26/11
<b>Method:</b> SW846 8082 SW846 3510C	<b>Percent Solids:</b> n/a
<b>Project:</b> Romic Soil Investigation(Romic EPA) - 2081 Bay Road, East Palo Alto, CA	

Run #	File ID	DF	Analyzed	By	Prep Date	Prep Batch	Analytical Batch
Run #1	PP20539.D	1	07/28/11	RV	07/28/11	OP4324	GPP694
Run #2							

Run #	Initial Volume	Final Volume
Run #1	960 ml	1.0 ml
Run #2		

### PCB List

CAS No.	Compound	Result	RL	MDL	Units	Q
12674-11-2	Aroclor 1016	ND	0.10	0.021	ug/l	
11104-28-2	Aroclor 1221	ND	0.10	0.052	ug/l	
11141-16-5	Aroclor 1232	ND	0.10	0.052	ug/l	
53469-21-9	Aroclor 1242	ND	0.10	0.052	ug/l	
12672-29-6	Aroclor 1248	ND	0.10	0.052	ug/l	
11097-69-1	Aroclor 1254	ND	0.10	0.052	ug/l	
11096-82-5	Aroclor 1260	ND	0.10	0.031	ug/l	

CAS No.	Surrogate Recoveries	Run# 1	Run# 2	Limits
877-09-8	Tetrachloro-m-xylene	59%		41-134%
877-09-8	Tetrachloro-m-xylene	53%		41-134%
2051-24-3	Decachlorobiphenyl	69%		41-134%
2051-24-3	Decachlorobiphenyl	56%		41-134%

ND = Not detected      MDL - Method Detection Limit  
 RL = Reporting Limit  
 E = Indicates value exceeds calibration range

J = Indicates an estimated value  
 B = Indicates analyte found in associated method blank  
 N = Indicates presumptive evidence of a compound

## Report of Analysis

<b>Client Sample ID:</b> R25A-GW	<b>Date Sampled:</b> 07/25/11
<b>Lab Sample ID:</b> C17161-23	<b>Date Received:</b> 07/26/11
<b>Matrix:</b> AQ - Ground Water	<b>Percent Solids:</b> n/a
<b>Method:</b> SW846 8015B M SW846 3510C	
<b>Project:</b> Romic Soil Investigation(Romic EPA) - 2081 Bay Road, East Palo Alto, CA	

	File ID	DF	Analyzed	By	Prep Date	Prep Batch	Analytical Batch
Run #1	GG27264.D	1	07/29/11	JH	07/28/11	OP4320	GGG731
Run #2							

	Initial Volume	Final Volume
Run #1	960 ml	1.0 ml
Run #2		

### TPH Extractable w/ Silica Gel Cleanup

CAS No.	Compound	Result	RL	MDL	Units	Q
	TPH (C10-C28)	ND	0.10	0.052	mg/l	
	TPH (> C28-C40)	ND	0.21	0.10	mg/l	

CAS No.	Surrogate Recoveries	Run# 1	Run# 2	Limits
630-01-3	Hexacosane	66%		45-140%

ND = Not detected      MDL - Method Detection Limit  
 RL = Reporting Limit

J = Indicates an estimated value  
 B = Indicates analyte found in associated method blank  
 N = Indicates presumptive evidence of a compound

## Report of Analysis

<b>Client Sample ID:</b> R25A-GW	<b>Date Sampled:</b> 07/25/11
<b>Lab Sample ID:</b> C17161-23	<b>Date Received:</b> 07/26/11
<b>Matrix:</b> AQ - Ground Water	<b>Percent Solids:</b> n/a
<b>Project:</b> Romic Soil Investigation(Romic EPA) - 2081 Bay Road, East Palo Alto, CA	

**Total Metals Analysis**

Analyte	Result	RL	Units	DF	Prep	Analyzed By	Method	Prep Method
Antimony <sup>a</sup>	< 60	60	ug/l	10	07/27/11	07/27/11 RS	SW846 6010B <sup>1</sup>	SW3010A <sup>3</sup>
Arsenic	62.4	20	ug/l	2	07/27/11	07/27/11 RS	SW846 6010B <sup>1</sup>	SW3010A <sup>3</sup>
Barium	5620	400	ug/l	2	07/27/11	07/27/11 RS	SW846 6010B <sup>1</sup>	SW3010A <sup>3</sup>
Beryllium	< 10	10	ug/l	2	07/27/11	07/27/11 RS	SW846 6010B <sup>1</sup>	SW3010A <sup>3</sup>
Cadmium	5.2	4.0	ug/l	2	07/27/11	07/27/11 RS	SW846 6010B <sup>1</sup>	SW3010A <sup>3</sup>
Chromium	590	20	ug/l	2	07/27/11	07/27/11 RS	SW846 6010B <sup>1</sup>	SW3010A <sup>3</sup>
Cobalt	350	10	ug/l	2	07/27/11	07/27/11 RS	SW846 6010B <sup>1</sup>	SW3010A <sup>3</sup>
Copper	851	20	ug/l	2	07/27/11	07/27/11 RS	SW846 6010B <sup>1</sup>	SW3010A <sup>3</sup>
Lead	101	20	ug/l	2	07/27/11	07/27/11 RS	SW846 6010B <sup>1</sup>	SW3010A <sup>3</sup>
Mercury	1.2	0.20	ug/l	1	07/27/11	07/27/11 PH	SW846 7470A <sup>2</sup>	EPA 245.1/SW7470A <sup>4</sup>
Molybdenum	128	40	ug/l	2	07/27/11	07/27/11 RS	SW846 6010B <sup>1</sup>	SW3010A <sup>3</sup>
Nickel	778	10	ug/l	2	07/27/11	07/27/11 RS	SW846 6010B <sup>1</sup>	SW3010A <sup>3</sup>
Selenium	< 20	20	ug/l	2	07/27/11	07/27/11 RS	SW846 6010B <sup>1</sup>	SW3010A <sup>3</sup>
Silver	39.4	10	ug/l	2	07/27/11	07/27/11 RS	SW846 6010B <sup>1</sup>	SW3010A <sup>3</sup>
Thallium	< 20	20	ug/l	2	07/27/11	07/27/11 RS	SW846 6010B <sup>1</sup>	SW3010A <sup>3</sup>
Vanadium	521	20	ug/l	2	07/27/11	07/27/11 RS	SW846 6010B <sup>1</sup>	SW3010A <sup>3</sup>
Zinc	1060	40	ug/l	2	07/27/11	07/27/11 RS	SW846 6010B <sup>1</sup>	SW3010A <sup>3</sup>

- (1) Instrument QC Batch: MA2009
- (2) Instrument QC Batch: MA2010
- (3) Prep QC Batch: MP3772
- (4) Prep QC Batch: MP3773

(a) Elevated reporting limit(s) due to matrix interference and/or dilution required for high interfering element.

RL = Reporting Limit



## Report of Analysis

<b>Client Sample ID:</b>	R25-EB	<b>Date Sampled:</b>	07/25/11
<b>Lab Sample ID:</b>	C17161-24	<b>Date Received:</b>	07/26/11
<b>Matrix:</b>	AQ - Equipment Blank	<b>Percent Solids:</b>	n/a
<b>Method:</b>	SW846 8260B	<b>Project:</b> Romic Soil Investigation(Romic EPA) - 2081 Bay Road, East Palo Alto, CA	

Run #	File ID	DF	Analyzed	By	Prep Date	Prep Batch	Analytical Batch
Run #1	N24020.D	1	07/29/11	TF	n/a	n/a	VN801
Run #2							

Run #	Purge Volume
Run #1	10.0 ml
Run #2	

## VOA 8260 List

CAS No.	Compound	Result	RL	MDL	Units	Q
67-64-1	Acetone	ND	20	10	ug/l	
71-43-2	Benzene	ND	1.0	0.30	ug/l	
108-86-1	Bromobenzene	ND	1.0	0.30	ug/l	
74-97-5	Bromochloromethane	ND	1.0	0.50	ug/l	
75-27-4	Bromodichloromethane <sup>a</sup>	ND	1.0	0.30	ug/l	
75-25-2	Bromoform <sup>a</sup>	ND	1.0	0.50	ug/l	
104-51-8	n-Butylbenzene	ND	5.0	0.50	ug/l	
135-98-8	sec-Butylbenzene	ND	5.0	0.50	ug/l	
98-06-6	tert-Butylbenzene	ND	5.0	0.50	ug/l	
108-90-7	Chlorobenzene	ND	1.0	0.30	ug/l	
75-00-3	Chloroethane	ND	1.0	0.30	ug/l	
67-66-3	Chloroform	ND	1.0	0.30	ug/l	
95-49-8	o-Chlorotoluene	ND	5.0	0.50	ug/l	
106-43-4	p-Chlorotoluene	ND	5.0	0.50	ug/l	
56-23-5	Carbon tetrachloride <sup>a</sup>	ND	1.0	0.20	ug/l	
75-34-3	1,1-Dichloroethane	ND	1.0	0.30	ug/l	
75-35-4	1,1-Dichloroethylene	ND	1.0	0.20	ug/l	
563-58-6	1,1-Dichloropropene	ND	1.0	0.30	ug/l	
96-12-8	1,2-Dibromo-3-chloropropane	ND	10	5.0	ug/l	
106-93-4	1,2-Dibromoethane	ND	1.0	0.20	ug/l	
107-06-2	1,2-Dichloroethane	ND	1.0	0.30	ug/l	
78-87-5	1,2-Dichloropropane	ND	1.0	0.30	ug/l	
142-28-9	1,3-Dichloropropane	ND	1.0	0.30	ug/l	
108-20-3	Di-Isopropyl ether	ND	5.0	0.50	ug/l	
594-20-7	2,2-Dichloropropane	ND	1.0	0.30	ug/l	
124-48-1	Dibromochloromethane <sup>a</sup>	ND	1.0	0.20	ug/l	
75-71-8	Dichlorodifluoromethane	ND	1.0	0.30	ug/l	
156-59-2	cis-1,2-Dichloroethylene	ND	1.0	0.30	ug/l	
10061-01-5	cis-1,3-Dichloropropene	ND	1.0	0.50	ug/l	
541-73-1	m-Dichlorobenzene	ND	1.0	0.30	ug/l	
95-50-1	o-Dichlorobenzene	ND	1.0	0.30	ug/l	
106-46-7	p-Dichlorobenzene	ND	1.0	0.30	ug/l	

ND = Not detected MDL - Method Detection Limit

RL = Reporting Limit

E = Indicates value exceeds calibration range

J = Indicates an estimated value

B = Indicates analyte found in associated method blank

N = Indicates presumptive evidence of a compound

## Report of Analysis

<b>Client Sample ID:</b>	R25-EB	<b>Date Sampled:</b>	07/25/11
<b>Lab Sample ID:</b>	C17161-24	<b>Date Received:</b>	07/26/11
<b>Matrix:</b>	AQ - Equipment Blank	<b>Percent Solids:</b>	n/a
<b>Method:</b>	SW846 8260B	<b>Project:</b> Romic Soil Investigation(Romic EPA) - 2081 Bay Road,East Palo Alto,CA	

## VOA 8260 List

CAS No.	Compound	Result	RL	MDL	Units	Q
156-60-5	trans-1,2-Dichloroethylene	ND	1.0	0.30	ug/l	
10061-02-6	trans-1,3-Dichloropropene	ND	1.0	0.20	ug/l	
100-41-4	Ethylbenzene	ND	1.0	0.30	ug/l	
637-92-3	Ethyl Tert Butyl Ether	ND	5.0	0.50	ug/l	
591-78-6	2-Hexanone	ND	20	10	ug/l	
87-68-3	Hexachlorobutadiene	ND	5.0	0.50	ug/l	
98-82-8	Isopropylbenzene	ND	1.0	0.20	ug/l	
99-87-6	p-Isopropyltoluene	ND	5.0	0.50	ug/l	
108-10-1	4-Methyl-2-pentanone	ND	20	5.0	ug/l	
74-83-9	Methyl bromide	ND	5.0	1.5	ug/l	
74-87-3	Methyl chloride	ND	1.0	0.30	ug/l	
74-95-3	Methylene bromide	ND	1.0	0.20	ug/l	
75-09-2	Methylene chloride	ND	20	5.0	ug/l	
78-93-3	Methyl ethyl ketone	ND	20	5.0	ug/l	
1634-04-4	Methyl Tert Butyl Ether	ND	1.0	0.50	ug/l	
91-20-3	Naphthalene	ND	5.0	0.50	ug/l	
103-65-1	n-Propylbenzene	ND	5.0	0.50	ug/l	
100-42-5	Styrene	ND	1.0	0.20	ug/l	
994-05-8	Tert-Amyl Methyl Ether	ND	5.0	0.50	ug/l	
75-65-0	Tert-Butyl Alcohol	ND	10	5.0	ug/l	
630-20-6	1,1,1,2-Tetrachloroethane <sup>a</sup>	ND	1.0	0.20	ug/l	
71-55-6	1,1,1-Trichloroethane	ND	1.0	0.20	ug/l	
79-34-5	1,1,2,2-Tetrachloroethane	ND	1.0	0.20	ug/l	
79-00-5	1,1,2-Trichloroethane	ND	1.0	0.20	ug/l	
87-61-6	1,2,3-Trichlorobenzene	ND	5.0	0.50	ug/l	
96-18-4	1,2,3-Trichloropropane	ND	5.0	0.50	ug/l	
120-82-1	1,2,4-Trichlorobenzene	ND	5.0	0.50	ug/l	
95-63-6	1,2,4-Trimethylbenzene	ND	5.0	0.50	ug/l	
108-67-8	1,3,5-Trimethylbenzene	ND	5.0	0.50	ug/l	
127-18-4	Tetrachloroethylene	ND	1.0	0.20	ug/l	
108-88-3	Toluene	ND	1.0	0.50	ug/l	
79-01-6	Trichloroethylene	ND	1.0	0.30	ug/l	
75-69-4	Trichlorofluoromethane	ND	1.0	0.30	ug/l	
75-01-4	Vinyl chloride	ND	1.0	0.30	ug/l	
1330-20-7	Xylene (total)	ND	2.0	0.70	ug/l	

CAS No.	Surrogate Recoveries	Run# 1	Run# 2	Limits
1868-53-7	Dibromofluoromethane	97%		60-130%
2037-26-5	Toluene-D8	103%		60-130%

ND = Not detected MDL - Method Detection Limit

RL = Reporting Limit

E = Indicates value exceeds calibration range

J = Indicates an estimated value

B = Indicates analyte found in associated method blank

N = Indicates presumptive evidence of a compound

## Report of Analysis

<b>Client Sample ID:</b>	R25-EB		
<b>Lab Sample ID:</b>	C17161-24	<b>Date Sampled:</b>	07/25/11
<b>Matrix:</b>	AQ - Equipment Blank	<b>Date Received:</b>	07/26/11
<b>Method:</b>	SW846 8260B	<b>Percent Solids:</b>	n/a
<b>Project:</b>	Romic Soil Investigation(Romic EPA) - 2081 Bay Road, East Palo Alto, CA		

### VOA 8260 List

CAS No.	Surrogate Recoveries	Run# 1	Run# 2	Limits
460-00-4	4-Bromofluorobenzene	102%		60-130%

(a) CCV outside of control limits (biased high); not detected in sample.

ND = Not detected      MDL - Method Detection Limit  
 RL = Reporting Limit  
 E = Indicates value exceeds calibration range

J = Indicates an estimated value  
 B = Indicates analyte found in associated method blank  
 N = Indicates presumptive evidence of a compound

## Misc. Forms

---

### Custody Documents and Other Forms

---

Includes the following where applicable:

- Chain of Custody

IRISECA03779

Client / Reporting Information				Project Information													Requested Analysis						Matrix Codes					
Company Name <b>IRIS</b>				Project Name <b>ROMIC EPA</b>																			WW- Wastewater GW- Ground Water SW- Surface Water SO- Soil OI- Oil WP- Wipe LIQ- Non-aqueous Liquid AIR DW- Drinking Water (Perchlorate Only)					
Address <b>1438 Webster St Ste 302</b>				Street <b>2081 Bay Rd</b>																								
City <b>Oakland CA</b>				City <b>East Palo Alto CA</b>																								
State <b>94612</b>				State <b>CA</b>																								
Project Contact <b>Chris Hojer</b>				Project # <b>07-555C</b>																								
Phone # <b>510 834 4747 X21</b>				EMAIL: <b>calgw@irisenv.com</b>																								
Samplers Name <b>Candace Johnston-Hanson</b>				Client Purchase Order #																								
Accutest Sample ID	Sample ID / Field Point / Point of Collection	Collection		Sampled by	Matrix	# of bottles	Number of preserved Bottles										VOCs (8260)	Chlorinated (60416/7002)	Pb, Cd, Cr (60416)	TPH-g, d, m (8015)	SVOCs (8270)	Pesticides (80814)	PCBs (8082)	LAB USE ONLY				
		Date	Time				APC	MB3	MB3C	MB3D	MB3E	MB3F	MB3G	MB3H	MB3I	MB3J									MB3K	MB3L	MB3M	MB3N
-1	Ee26-3.8	07/27/11	0915	CSM	SO	4																X	X	X	X	X	X	
-2	Ee26A-3.8		0920		SO	3																X	X	X	X	X	X	<b>HOLD</b>
-3	Ee26-6.8		0930		SO	3																X						
-4	Kk23-0.2		0955		SO	1																	X	X				
-5	Kk23-2.7 MS/MSD		0950		SO	4																X	X	X				
-6	Kk23A-2.7		0950		SO	3																X						<b>HOLD</b>
-7	Ee26-GW		1030		GW	13																X	X	X	X	X	X	
-8	Kk23-GW		115		GW	4																X	X					
-9	Nn26-0.0		1155		SO	1																	X	X				
-10	Nn26-2.5		1200		SO	4																X	X	X				

silica gel cleanup  
 Run for duplicate analyses  
 TEMPS (4.2-0.5=3.7) (2.8) (1.0-0.5=1.3)



CHAIN OF CUSTODY

2105 Lundy Ave, San Jose, CA 95131  
(408) 588-0200 FAX: (408) 588-0201

20f3

FED-EX Tracking #	Bottle Order Control #
Accutest Quote #	Accutest NC Job #: C <b>C17161</b>

Client / Reporting Information		Project Information	
Company Name: <b>IRIS</b>		Project Name: <b>ROMIC EPA</b>	
Address:		Street:	
City:	State:	City:	State:
Project Contact: <b>see p 1</b>		Project #:	
Phone #:		EMAIL:	
Samplers Name: <b>cjm/steve Mack</b>		Client Purchase Order #:	

Accutest Sample ID	Sample ID / Field Point / Point of Collection	Date	Time	Sampled by	Matrix	# of bottles	Number of preserved Bottles												Requested Analysis	Matrix Codes
							PC	NH <sub>3</sub>	HNH <sub>2</sub>	H <sub>2</sub> SO <sub>4</sub>	H <sub>2</sub> CO <sub>3</sub>	NH <sub>4</sub> SCN	NH <sub>4</sub> NO <sub>2</sub>	NH <sub>4</sub> NO <sub>3</sub>	NO <sub>2</sub>	NO <sub>3</sub>	AS	ENFORCE		
-11	Nn 26A - 2.5	07/29/11	1205	CJM	SO	3												VOCs (8260)	WW - Wastewater GW - Ground Water SW - Surface Water SO - Soil OI - Oil WP - Wipe LIQ - Non-aqueous Liquid AIR DW - Drinking Water (Perchlorate Only)	
-12	Nn 26 - GW		1310	CJM	GW	4												CHLOR METALS (6010/7020) Pb, Cd, Cr (6010) TPH - g, d, m (8015) SVOCs (8270) Pesticides (8081A) PCBs (8082)		
-13	Kk 26 - 0.1		1420	SM	SO	4														
-14	Kk 26A - 2.6		1430			3														
-15	Kk 26 - 2.6		1425			4														
-16	Kk 26 - 5.6		1430			4														
-17	Kk 26 - GW		1500		GW	13														
-18	R25 - 0.5		1615		SO	4														
-19	R25A - 0.5		1615			3														
-20	R25 - 3.0		1620			3														

Turnaround Time (Business days)	Approved By/ Date:	Data Deliverable Information	Comments / Remarks

Standard TAT **5 day**  
 3 Day (applicable markup)  
 2 Day (applicable markup)  
 1 Day (applicable markup)

Commercial "B" - Results with QC summaries  
 REDT1 - Level 3 data package  
 FULT1 - Level 4 data package  
 EDF for Geotracker  EDD Format  
 Provide EDF Global ID: \_\_\_\_\_  
 Provide EDF Logcode: \_\_\_\_\_

silica gel cleanup  
 Run R25A dup analyses - VOCs from R25A :terracores

Sample Custody must be documented below each time samples change possession, including courier delivery.					
Relinquished by Sampler:	Date Time:	Received By:	Relinquished By:	Date Time:	Received By:
1 <b>Andrews</b>	07/26/11 0858	1 <b>[Signature]</b>	2 <b>[Signature]</b>	09:43 07-26-11	2 <b>[Signature]</b>
Relinquished by:	Date Time:	Received By:	Relinquished By:	Date Time:	Received By:
3		3	4		4
Relinquished by:	Date Time:	Received By:	Custody Seal #		Cooler Temp. _____ °C
5		5		On Ice Y / N	Number of coolers _____

31  
3



**CHAIN OF CUSTODY**  
 2105 Lundy Ave, San Jose, CA 95131  
 (408) 588-0200 FAX: (408) 588-0201

FED-EX Tracking # \_\_\_\_\_ Bottle Order Control # \_\_\_\_\_  
 Accutest Quote # \_\_\_\_\_ Accutest NC Job #: C **C17161**

Client / Reporting Information			Project Information			Requested Analysis										Matrix Codes				
Company Name: <b>IRIS</b>			Project Name: <b>ROMIC EPA</b>			<b>VOCs (8260)</b>					<b>CAM 17 Metals (8270)</b>					WW- Wastewater GW- Ground Water SW- Surface Water SO- Soil LIQ - Non-aqueous Liquid AIR DW- Drinking Water (Perchlorate Only)				
Address:			Street:			<b>Pb Cat Cr (6010)</b>					<b>TPH-g, d, m, o (8015)</b>									
City: State: Zip:			City: State:			<b>SVOCs (827)</b>					<b>Pesticides (8081A)</b>									
Project Contact: <b>See P 1</b>			Project #:			<b>PCBs (8082)</b>														
Phone #:			EMAIL:																	
Sampler's Name: <b>Steve Mack</b>			Client Purchase Order #:																	
Accutest Sample ID	Sample ID / Field Point / Point of Collection	Date	Time	Sampled by	Matrix	# of bottles	Number of preserved Bottles										LAB USE ONLY			
							B	CH	MSOA	NOPE	MSOA	MSOA	MSOA	MSOA	MSOA	MSOA		MSOA	MSOA	
-21	Trip Blanks	07/21	1539	LAB	W	3														
-22	R25-GW	07/25	1645	SM	GW	13	X	X		X	X	X	X							
-23	R25A-GW		1650		GW	13	X	X		X	X	X	X							
-24	R25-EB		1745		W	3	X													
Turnaround Time (Business Days)			Data Deliverable Information			Comments / Remarks														
<input type="checkbox"/> Standard TAT 15 Business Days <input type="checkbox"/> 10 Day (Workload dependent) <input checked="" type="checkbox"/> 5 Day (Workload dependent) <input type="checkbox"/> 3 Day (125% markup) <input type="checkbox"/> 2 Day (150% markup) <input type="checkbox"/> 1 Day (200% markup) <input type="checkbox"/> Same Day (300% markup)			Approved By / Date:			<input type="checkbox"/> Commercial "A" - Results only <input checked="" type="checkbox"/> Commercial "B" - Results with QC summaries <input type="checkbox"/> Commercial "B+" - Results, QC, and chromatograms <input type="checkbox"/> FULT1 - Level 4 data package <input type="checkbox"/> EDF for Geotracker <input checked="" type="checkbox"/> EDD Format Provide EDF Global ID _____ Provide EDF Logcode: _____					silica gel clean up									
Emergency T/A data available VIA Lablink																				
Sample Custody must be documented below each time samples change possession, including courier delivery.																				
1	Relinquished by: [Signature]	Date Time: 07/26/11	Date Time: 0858	Received By: [Signature]	Received By: [Signature]	Received By: [Signature]	Date Time: 09:43	Date Time: 7-26-11	Received By: [Signature]	Received By: [Signature]	Received By: [Signature]	Received By: [Signature]	Received By: [Signature]	Received By: [Signature]						
3	Relinquished by:	Date Time:	Date Time:	Received By:	Received By:	Received By:	Date Time:	Date Time:	Received By:	Received By:	Received By:	Received By:	Received By:	Received By:						
5	Relinquished by:	Date Time:	Date Time:	Received By:	Received By:	Received By:	Date Time:	Date Time:	Received By:	Received By:	Received By:	Received By:	Received By:	Received By:						
Custody Seal #			Appropriate Bottle / Pres. Y / N			Headspace Y / N			On Ice Y / N			Cooler Temp. _____ °C								
Labels match Coc? Y / N			Separate Receiving Check List used: Y / N																	

31  
3

Review Chain of Custody

Chain of Custody is to be complete and legible.

- Are these regulatory (NPDES) samples? GWA-
Is pH requested?
Was Client Informed that hold time is 15 min?
Was ortho-Phosphate filtered with in 15 min?
Are sample within hold time?
Are sample in danger of exceeding hold-time?
Existing Client?
If No: Is Report to info complete and legible, including;
Special requirements?
Sample IDs / date & time of collection provided?
Matrix listed and correct?
Analyses listed, we do, or client has authorized a subcontract?
Chain is signed and dated by both client and sample custodian?
IAT requested available?

Table with 3 columns: Client Sample ID, pH Check, Other Comments/Issues. Multiple rows for recording data.

Review Coolers:

- Were all Coolers temperatures measured at <= 6 C?
Are samples on Ice?
Note that ANC does NOT accept evidentiary samples.
Shipment Received Method
Custody Seals:

Review of Sample Bottles: If you answer no, explain to the side

- Chain matches bottle labels?
Sample bottle intact?
Is there enough sample volume in proper bottle for requested analyses?
Proper Preservatives?
Check pH on preserved samples except 1664, 625, 8270 and VOAs; make notes on left.
Headspace-VOAs?

Non-Compliance issues and discrepancies on the COC are forwarded to Project Management

\\Accunca.accutest.com\depts\qa\sops\sop\_complete\list\_2010\current\_active\_sop\_oct\_2010\sc001f1\_0\_form1\_samplecontrol\_samplerceivingchecklist\_2009-01-01.doc





## GC/MS Volatiles

---

### QC Data Summaries

---

Includes the following where applicable:

- Method Blank Summaries
- Blank Spike Summaries
- Matrix Spike and Duplicate Summaries

## Method Blank Summary

**Job Number:** C17161**Account:** IRISECAO Iris Environmental**Project:** Romic Soil Investigation(Romic EPA) - 2081 Bay Road,East Palo Alto,CA

Sample	File ID	DF	Analyzed	By	Prep Date	Prep Batch	Analytical Batch
VN800-MB	N23966.D	1	07/28/11	TF	n/a	n/a	VN800

**The QC reported here applies to the following samples:****Method:** SW846 8260B

C17161-7, C17161-8, C17161-12, C17161-17, C17161-21

CAS No.	Compound	Result	RL	MDL	Units	Q
67-64-1	Acetone	ND	20	10	ug/l	
71-43-2	Benzene	ND	1.0	0.30	ug/l	
108-86-1	Bromobenzene	ND	1.0	0.30	ug/l	
74-97-5	Bromochloromethane	ND	1.0	0.50	ug/l	
75-27-4	Bromodichloromethane	ND	1.0	0.30	ug/l	
75-25-2	Bromoform	ND	1.0	0.50	ug/l	
104-51-8	n-Butylbenzene	ND	5.0	0.50	ug/l	
135-98-8	sec-Butylbenzene	ND	5.0	0.50	ug/l	
98-06-6	tert-Butylbenzene	ND	5.0	0.50	ug/l	
108-90-7	Chlorobenzene	ND	1.0	0.30	ug/l	
75-00-3	Chloroethane	ND	1.0	0.30	ug/l	
67-66-3	Chloroform	ND	1.0	0.30	ug/l	
95-49-8	o-Chlorotoluene	ND	5.0	0.50	ug/l	
106-43-4	p-Chlorotoluene	ND	5.0	0.50	ug/l	
56-23-5	Carbon tetrachloride	ND	1.0	0.20	ug/l	
75-34-3	1,1-Dichloroethane	ND	1.0	0.30	ug/l	
75-35-4	1,1-Dichloroethylene	ND	1.0	0.20	ug/l	
563-58-6	1,1-Dichloropropene	ND	1.0	0.30	ug/l	
96-12-8	1,2-Dibromo-3-chloropropane	ND	10	5.0	ug/l	
106-93-4	1,2-Dibromoethane	ND	1.0	0.20	ug/l	
107-06-2	1,2-Dichloroethane	ND	1.0	0.30	ug/l	
78-87-5	1,2-Dichloropropane	ND	1.0	0.30	ug/l	
142-28-9	1,3-Dichloropropane	ND	1.0	0.30	ug/l	
108-20-3	Di-Isopropyl ether	ND	5.0	0.50	ug/l	
594-20-7	2,2-Dichloropropane	ND	1.0	0.30	ug/l	
124-48-1	Dibromochloromethane	ND	1.0	0.20	ug/l	
75-71-8	Dichlorodifluoromethane	ND	1.0	0.30	ug/l	
156-59-2	cis-1,2-Dichloroethylene	ND	1.0	0.30	ug/l	
10061-01-5	cis-1,3-Dichloropropene	ND	1.0	0.50	ug/l	
541-73-1	m-Dichlorobenzene	ND	1.0	0.30	ug/l	
95-50-1	o-Dichlorobenzene	ND	1.0	0.30	ug/l	
106-46-7	p-Dichlorobenzene	ND	1.0	0.30	ug/l	
156-60-5	trans-1,2-Dichloroethylene	ND	1.0	0.30	ug/l	
10061-02-6	trans-1,3-Dichloropropene	ND	1.0	0.20	ug/l	
100-41-4	Ethylbenzene	ND	1.0	0.30	ug/l	
637-92-3	Ethyl Tert Butyl Ether	ND	5.0	0.50	ug/l	

## Method Blank Summary

**Job Number:** C17161  
**Account:** IRISECAO Iris Environmental  
**Project:** Romic Soil Investigation(Romic EPA) - 2081 Bay Road,East Palo Alto,CA

Sample	File ID	DF	Analyzed	By	Prep Date	Prep Batch	Analytical Batch
VN800-MB	N23966.D	1	07/28/11	TF	n/a	n/a	VN800

The QC reported here applies to the following samples:

Method: SW846 8260B

C17161-7, C17161-8, C17161-12, C17161-17, C17161-21

CAS No.	Compound	Result	RL	MDL	Units	Q
591-78-6	2-Hexanone	ND	20	10	ug/l	
87-68-3	Hexachlorobutadiene	ND	5.0	0.50	ug/l	
98-82-8	Isopropylbenzene	ND	1.0	0.20	ug/l	
99-87-6	p-Isopropyltoluene	ND	5.0	0.50	ug/l	
108-10-1	4-Methyl-2-pentanone	ND	20	5.0	ug/l	
74-83-9	Methyl bromide	ND	5.0	1.5	ug/l	
74-87-3	Methyl chloride	ND	1.0	0.30	ug/l	
74-95-3	Methylene bromide	ND	1.0	0.20	ug/l	
75-09-2	Methylene chloride	ND	20	5.0	ug/l	
78-93-3	Methyl ethyl ketone	ND	20	5.0	ug/l	
1634-04-4	Methyl Tert Butyl Ether	ND	1.0	0.50	ug/l	
91-20-3	Naphthalene	ND	5.0	0.50	ug/l	
103-65-1	n-Propylbenzene	ND	5.0	0.50	ug/l	
100-42-5	Styrene	ND	1.0	0.20	ug/l	
994-05-8	Tert-Amyl Methyl Ether	ND	5.0	0.50	ug/l	
75-65-0	Tert-Butyl Alcohol	ND	10	5.0	ug/l	
630-20-6	1,1,1,2-Tetrachloroethane	ND	1.0	0.20	ug/l	
71-55-6	1,1,1-Trichloroethane	ND	1.0	0.20	ug/l	
79-34-5	1,1,2,2-Tetrachloroethane	ND	1.0	0.20	ug/l	
79-00-5	1,1,2-Trichloroethane	ND	1.0	0.20	ug/l	
87-61-6	1,2,3-Trichlorobenzene	ND	5.0	0.50	ug/l	
96-18-4	1,2,3-Trichloropropane	ND	5.0	0.50	ug/l	
120-82-1	1,2,4-Trichlorobenzene	ND	5.0	0.50	ug/l	
95-63-6	1,2,4-Trimethylbenzene	ND	5.0	0.50	ug/l	
108-67-8	1,3,5-Trimethylbenzene	ND	5.0	0.50	ug/l	
127-18-4	Tetrachloroethylene	ND	1.0	0.20	ug/l	
108-88-3	Toluene	ND	1.0	0.50	ug/l	
79-01-6	Trichloroethylene	ND	1.0	0.30	ug/l	
75-69-4	Trichlorofluoromethane	ND	1.0	0.30	ug/l	
75-01-4	Vinyl chloride	ND	1.0	0.30	ug/l	
1330-20-7	Xylene (total)	ND	2.0	0.70	ug/l	

CAS No.	Surrogate Recoveries	Limits
1868-53-7	Dibromofluoromethane	101% 60-130%

## Method Blank Summary

**Job Number:** C17161  
**Account:** IRISECAO Iris Environmental  
**Project:** Romic Soil Investigation(Romic EPA) - 2081 Bay Road,East Palo Alto,CA

Sample	File ID	DF	Analyzed	By	Prep Date	Prep Batch	Analytical Batch
VN800-MB	N23966.D	1	07/28/11	TF	n/a	n/a	VN800

The QC reported here applies to the following samples:

Method: SW846 8260B

C17161-7, C17161-8, C17161-12, C17161-17, C17161-21

CAS No.	Surrogate Recoveries	Limits
2037-26-5	Toluene-D8	105% 60-130%
460-00-4	4-Bromofluorobenzene	103% 60-130%

## Method Blank Summary

**Job Number:** C17161**Account:** IRISECAO Iris Environmental**Project:** Romic Soil Investigation(Romic EPA) - 2081 Bay Road,East Palo Alto,CA

Sample	File ID	DF	Analyzed	By	Prep Date	Prep Batch	Analytical Batch
VN801-MB	N24012.D	1	07/29/11	TF	n/a	n/a	VN801

**The QC reported here applies to the following samples:****Method:** SW846 8260B

C17161-22, C17161-23, C17161-24

CAS No.	Compound	Result	RL	MDL	Units	Q
67-64-1	Acetone	ND	20	10	ug/l	
71-43-2	Benzene	ND	1.0	0.30	ug/l	
108-86-1	Bromobenzene	ND	1.0	0.30	ug/l	
74-97-5	Bromochloromethane	ND	1.0	0.50	ug/l	
75-27-4	Bromodichloromethane	ND	1.0	0.30	ug/l	
75-25-2	Bromoform	ND	1.0	0.50	ug/l	
104-51-8	n-Butylbenzene	ND	5.0	0.50	ug/l	
135-98-8	sec-Butylbenzene	ND	5.0	0.50	ug/l	
98-06-6	tert-Butylbenzene	ND	5.0	0.50	ug/l	
108-90-7	Chlorobenzene	ND	1.0	0.30	ug/l	
75-00-3	Chloroethane	ND	1.0	0.30	ug/l	
67-66-3	Chloroform	ND	1.0	0.30	ug/l	
95-49-8	o-Chlorotoluene	ND	5.0	0.50	ug/l	
106-43-4	p-Chlorotoluene	ND	5.0	0.50	ug/l	
56-23-5	Carbon tetrachloride	ND	1.0	0.20	ug/l	
75-34-3	1,1-Dichloroethane	ND	1.0	0.30	ug/l	
75-35-4	1,1-Dichloroethylene	ND	1.0	0.20	ug/l	
563-58-6	1,1-Dichloropropene	ND	1.0	0.30	ug/l	
96-12-8	1,2-Dibromo-3-chloropropane	ND	10	5.0	ug/l	
106-93-4	1,2-Dibromoethane	ND	1.0	0.20	ug/l	
107-06-2	1,2-Dichloroethane	ND	1.0	0.30	ug/l	
78-87-5	1,2-Dichloropropane	ND	1.0	0.30	ug/l	
142-28-9	1,3-Dichloropropane	ND	1.0	0.30	ug/l	
108-20-3	Di-Isopropyl ether	ND	5.0	0.50	ug/l	
594-20-7	2,2-Dichloropropane	ND	1.0	0.30	ug/l	
124-48-1	Dibromochloromethane	ND	1.0	0.20	ug/l	
75-71-8	Dichlorodifluoromethane	ND	1.0	0.30	ug/l	
156-59-2	cis-1,2-Dichloroethylene	ND	1.0	0.30	ug/l	
10061-01-5	cis-1,3-Dichloropropene	ND	1.0	0.50	ug/l	
541-73-1	m-Dichlorobenzene	ND	1.0	0.30	ug/l	
95-50-1	o-Dichlorobenzene	ND	1.0	0.30	ug/l	
106-46-7	p-Dichlorobenzene	ND	1.0	0.30	ug/l	
156-60-5	trans-1,2-Dichloroethylene	ND	1.0	0.30	ug/l	
10061-02-6	trans-1,3-Dichloropropene	ND	1.0	0.20	ug/l	
100-41-4	Ethylbenzene	ND	1.0	0.30	ug/l	
637-92-3	Ethyl Tert Butyl Ether	ND	5.0	0.50	ug/l	

## Method Blank Summary

**Job Number:** C17161  
**Account:** IRISECAO Iris Environmental  
**Project:** Romic Soil Investigation(Romic EPA) - 2081 Bay Road,East Palo Alto,CA

Sample	File ID	DF	Analyzed	By	Prep Date	Prep Batch	Analytical Batch
VN801-MB	N24012.D	1	07/29/11	TF	n/a	n/a	VN801

The QC reported here applies to the following samples:

Method: SW846 8260B

C17161-22, C17161-23, C17161-24

CAS No.	Compound	Result	RL	MDL	Units	Q
591-78-6	2-Hexanone	ND	20	10	ug/l	
87-68-3	Hexachlorobutadiene	ND	5.0	0.50	ug/l	
98-82-8	Isopropylbenzene	ND	1.0	0.20	ug/l	
99-87-6	p-Isopropyltoluene	ND	5.0	0.50	ug/l	
108-10-1	4-Methyl-2-pentanone	ND	20	5.0	ug/l	
74-83-9	Methyl bromide	ND	5.0	1.5	ug/l	
74-87-3	Methyl chloride	ND	1.0	0.30	ug/l	
74-95-3	Methylene bromide	ND	1.0	0.20	ug/l	
75-09-2	Methylene chloride	ND	20	5.0	ug/l	
78-93-3	Methyl ethyl ketone	ND	20	5.0	ug/l	
1634-04-4	Methyl Tert Butyl Ether	ND	1.0	0.50	ug/l	
91-20-3	Naphthalene	ND	5.0	0.50	ug/l	
103-65-1	n-Propylbenzene	ND	5.0	0.50	ug/l	
100-42-5	Styrene	ND	1.0	0.20	ug/l	
994-05-8	Tert-Amyl Methyl Ether	ND	5.0	0.50	ug/l	
75-65-0	Tert-Butyl Alcohol	ND	10	5.0	ug/l	
630-20-6	1,1,1,2-Tetrachloroethane	ND	1.0	0.20	ug/l	
71-55-6	1,1,1-Trichloroethane	ND	1.0	0.20	ug/l	
79-34-5	1,1,2,2-Tetrachloroethane	ND	1.0	0.20	ug/l	
79-00-5	1,1,2-Trichloroethane	ND	1.0	0.20	ug/l	
87-61-6	1,2,3-Trichlorobenzene	ND	5.0	0.50	ug/l	
96-18-4	1,2,3-Trichloropropane	ND	5.0	0.50	ug/l	
120-82-1	1,2,4-Trichlorobenzene	ND	5.0	0.50	ug/l	
95-63-6	1,2,4-Trimethylbenzene	ND	5.0	0.50	ug/l	
108-67-8	1,3,5-Trimethylbenzene	ND	5.0	0.50	ug/l	
127-18-4	Tetrachloroethylene	ND	1.0	0.20	ug/l	
108-88-3	Toluene	ND	1.0	0.50	ug/l	
79-01-6	Trichloroethylene	ND	1.0	0.30	ug/l	
75-69-4	Trichlorofluoromethane	ND	1.0	0.30	ug/l	
75-01-4	Vinyl chloride	ND	1.0	0.30	ug/l	
1330-20-7	Xylene (total)	ND	2.0	0.70	ug/l	

CAS No.	Surrogate Recoveries	Limits
1868-53-7	Dibromofluoromethane	101% 60-130%

## Method Blank Summary

**Job Number:** C17161  
**Account:** IRISECAO Iris Environmental  
**Project:** Romic Soil Investigation(Romic EPA) - 2081 Bay Road,East Palo Alto,CA

Sample	File ID	DF	Analyzed	By	Prep Date	Prep Batch	Analytical Batch
VN801-MB	N24012.D	1	07/29/11	TF	n/a	n/a	VN801

The QC reported here applies to the following samples:

Method: SW846 8260B

C17161-22, C17161-23, C17161-24

CAS No.	Surrogate Recoveries	Limits
2037-26-5	Toluene-D8	103% 60-130%
460-00-4	4-Bromofluorobenzene	101% 60-130%

## Method Blank Summary

**Job Number:** C17161**Account:** IRISECAO Iris Environmental**Project:** Romic Soil Investigation(Romic EPA) - 2081 Bay Road,East Palo Alto,CA

Sample	File ID	DF	Analyzed	By	Prep Date	Prep Batch	Analytical Batch
VM836-MB	M26275.D	1	08/05/11	TN	n/a	n/a	VM836

**The QC reported here applies to the following samples:****Method:** SW846 8260B

C17161-1, C17161-2, C17161-3, C17161-5, C17161-6, C17161-10, C17161-11, C17161-13, C17161-14, C17161-15, C17161-16, C17161-18, C17161-19, C17161-20, C17161-19A

CAS No.	Compound	Result	RL	MDL	Units	Q
67-64-1	Acetone	ND	100	20	ug/kg	
71-43-2	Benzene	ND	5.0	1.5	ug/kg	
108-86-1	Bromobenzene	ND	5.0	1.5	ug/kg	
74-97-5	Bromochloromethane	ND	5.0	1.5	ug/kg	
75-27-4	Bromodichloromethane	ND	5.0	1.0	ug/kg	
75-25-2	Bromoform <sup>a</sup>	ND	5.0	1.0	ug/kg	
104-51-8	n-Butylbenzene	ND	5.0	1.5	ug/kg	
135-98-8	sec-Butylbenzene	ND	5.0	1.5	ug/kg	
98-06-6	tert-Butylbenzene	ND	5.0	1.5	ug/kg	
108-90-7	Chlorobenzene	ND	5.0	1.5	ug/kg	
75-00-3	Chloroethane	ND	5.0	1.5	ug/kg	
67-66-3	Chloroform	ND	5.0	1.5	ug/kg	
95-49-8	o-Chlorotoluene	ND	5.0	1.5	ug/kg	
106-43-4	p-Chlorotoluene	ND	5.0	1.5	ug/kg	
56-23-5	Carbon tetrachloride	ND	5.0	1.0	ug/kg	
75-34-3	1,1-Dichloroethane	ND	5.0	1.0	ug/kg	
75-35-4	1,1-Dichloroethylene	ND	5.0	1.5	ug/kg	
563-58-6	1,1-Dichloropropene	ND	5.0	1.5	ug/kg	
96-12-8	1,2-Dibromo-3-chloropropane	ND	5.0	1.0	ug/kg	
106-93-4	1,2-Dibromoethane	ND	5.0	1.0	ug/kg	
107-06-2	1,2-Dichloroethane	ND	5.0	1.5	ug/kg	
78-87-5	1,2-Dichloropropane	ND	5.0	1.5	ug/kg	
142-28-9	1,3-Dichloropropane	ND	5.0	1.5	ug/kg	
108-20-3	Di-Isopropyl ether	ND	5.0	1.5	ug/kg	
594-20-7	2,2-Dichloropropane	ND	5.0	1.5	ug/kg	
124-48-1	Dibromochloromethane	ND	5.0	1.0	ug/kg	
75-71-8	Dichlorodifluoromethane	ND	5.0	1.0	ug/kg	
156-59-2	cis-1,2-Dichloroethylene	ND	5.0	1.5	ug/kg	
10061-01-5	cis-1,3-Dichloropropene	ND	5.0	1.5	ug/kg	
541-73-1	m-Dichlorobenzene	ND	5.0	1.5	ug/kg	
95-50-1	o-Dichlorobenzene	ND	5.0	1.5	ug/kg	
106-46-7	p-Dichlorobenzene	ND	5.0	1.5	ug/kg	
156-60-5	trans-1,2-Dichloroethylene	ND	5.0	1.5	ug/kg	
10061-02-6	trans-1,3-Dichloropropene	ND	5.0	1.5	ug/kg	
100-41-4	Ethylbenzene	ND	5.0	1.5	ug/kg	
637-92-3	Ethyl tert-Butyl Ether	ND	5.0	1.5	ug/kg	



## Method Blank Summary

**Job Number:** C17161  
**Account:** IRISECAO Iris Environmental  
**Project:** Romic Soil Investigation(Romic EPA) - 2081 Bay Road,East Palo Alto,CA

Sample	File ID	DF	Analyzed	By	Prep Date	Prep Batch	Analytical Batch
VM836-MB	M26275.D	1	08/05/11	TN	n/a	n/a	VM836

**The QC reported here applies to the following samples:** **Method:** SW846 8260B

C17161-1, C17161-2, C17161-3, C17161-5, C17161-6, C17161-10, C17161-11, C17161-13, C17161-14, C17161-15, C17161-16, C17161-18, C17161-19, C17161-20, C17161-19A

CAS No.	Compound	Result	RL	MDL	Units	Q
591-78-6	2-Hexanone	ND	40	5.0	ug/kg	
87-68-3	Hexachlorobutadiene	ND	5.0	1.0	ug/kg	
98-82-8	Isopropylbenzene	ND	5.0	1.5	ug/kg	
99-87-6	p-Isopropyltoluene	ND	5.0	1.5	ug/kg	
108-10-1	4-Methyl-2-pentanone	ND	40	15	ug/kg	
74-83-9	Methyl bromide	ND	5.0	2.5	ug/kg	
74-87-3	Methyl chloride	ND	5.0	1.5	ug/kg	
74-95-3	Methylene bromide	ND	5.0	2.5	ug/kg	
75-09-2	Methylene chloride	ND	25	16	ug/kg	
78-93-3	Methyl ethyl ketone	ND	40	12	ug/kg	
1634-04-4	Methyl Tert Butyl Ether	ND	5.0	1.0	ug/kg	
91-20-3	Naphthalene	ND	5.0	1.5	ug/kg	
103-65-1	n-Propylbenzene	ND	5.0	1.5	ug/kg	
100-42-5	Styrene	ND	5.0	1.0	ug/kg	
994-05-8	Tert-Amyl Methyl Ether	ND	5.0	1.2	ug/kg	
75-65-0	Tert Butyl Alcohol	ND	40	10	ug/kg	
630-20-6	1,1,1,2-Tetrachloroethane	ND	5.0	1.0	ug/kg	
71-55-6	1,1,1-Trichloroethane	ND	5.0	1.5	ug/kg	
79-34-5	1,1,2,2-Tetrachloroethane	ND	5.0	1.0	ug/kg	
79-00-5	1,1,2-Trichloroethane	ND	5.0	1.0	ug/kg	
87-61-6	1,2,3-Trichlorobenzene	ND	5.0	1.5	ug/kg	
96-18-4	1,2,3-Trichloropropane	ND	5.0	1.5	ug/kg	
120-82-1	1,2,4-Trichlorobenzene	ND	5.0	1.5	ug/kg	
95-63-6	1,2,4-Trimethylbenzene	ND	5.0	1.5	ug/kg	
108-67-8	1,3,5-Trimethylbenzene	ND	5.0	1.5	ug/kg	
127-18-4	Tetrachloroethylene	ND	5.0	3.5	ug/kg	
108-88-3	Toluene	ND	5.0	1.5	ug/kg	
79-01-6	Trichloroethylene	ND	5.0	1.0	ug/kg	
75-69-4	Trichlorofluoromethane	ND	5.0	1.2	ug/kg	
75-01-4	Vinyl chloride	ND	5.0	2.5	ug/kg	
1330-20-7	Xylene (total)	ND	10	4.0	ug/kg	

CAS No.	Surrogate Recoveries	Limits
1868-53-7	Dibromofluoromethane	88% 60-130%

## Method Blank Summary

**Job Number:** C17161  
**Account:** IRISECAO Iris Environmental  
**Project:** Romic Soil Investigation(Romic EPA) - 2081 Bay Road,East Palo Alto,CA

Sample	File ID	DF	Analyzed	By	Prep Date	Prep Batch	Analytical Batch
VM836-MB	M26275.D	1	08/05/11	TN	n/a	n/a	VM836

The QC reported here applies to the following samples:

Method: SW846 8260B

C17161-1, C17161-2, C17161-3, C17161-5, C17161-6, C17161-10, C17161-11, C17161-13, C17161-14, C17161-15, C17161-16, C17161-18, C17161-19, C17161-20, C17161-19A

CAS No.	Surrogate Recoveries	Limits
2037-26-5	Toluene-D8	103% 60-130%
460-00-4	4-Bromofluorobenzene	98% 60-130%

(a) CCV outside of control limits (biased high); not detected in sample.

# Blank Spike/Blank Spike Duplicate Summary

**Job Number:** C17161

**Account:** IRISECAO Iris Environmental

**Project:** Romic Soil Investigation(Romic EPA) - 2081 Bay Road,East Palo Alto,CA

Sample	File ID	DF	Analyzed	By	Prep Date	Prep Batch	Analytical Batch
VN800-BS	N23967.D	1	07/28/11	TF	n/a	n/a	VN800
VN800-BSD	N23968.D	1	07/28/11	TF	n/a	n/a	VN800

The QC reported here applies to the following samples:

Method: SW846 8260B

C17161-7, C17161-8, C17161-12, C17161-17, C17161-21

CAS No.	Compound	Spike ug/l	BSP ug/l	BSP %	BSD ug/l	BSD %	RPD	Limits Rec/RPD
67-64-1	Acetone	80	68.9	86	85.6	107	22	60-130/30
71-43-2	Benzene	20	20.2	101	21.9	110	8	60-130/30
108-86-1	Bromobenzene	20	22.4	112	24.6	123	9	60-130/30
74-97-5	Bromochloromethane	20	20.9	105	23.4	117	11	60-130/30
75-27-4	Bromodichloromethane	20	22.3	112	24.3	122	9	60-130/30
75-25-2	Bromoform	20	23.8	119	26.9	135* a	12	60-130/30
104-51-8	n-Butylbenzene	20	19.5	98	21.4	107	9	60-130/30
135-98-8	sec-Butylbenzene	20	21.6	108	23.0	115	6	60-130/30
98-06-6	tert-Butylbenzene	20	21.7	109	23.3	117	7	60-130/30
108-90-7	Chlorobenzene	20	22.2	111	23.9	120	7	60-130/30
75-00-3	Chloroethane	20	20.7	104	21.9	110	6	60-130/30
67-66-3	Chloroform	20	20.6	103	22.3	112	8	60-130/30
95-49-8	o-Chlorotoluene	20	21.7	109	21.9	110	1	60-130/30
106-43-4	p-Chlorotoluene	20	20.3	102	23.0	115	12	60-130/30
56-23-5	Carbon tetrachloride	20	21.9	110	23.2	116	6	60-130/30
75-34-3	1,1-Dichloroethane	20	19.5	98	21.1	106	8	60-130/30
75-35-4	1,1-Dichloroethylene	20	19.0	95	20.5	103	8	60-130/30
563-58-6	1,1-Dichloropropene	20	19.7	99	21.1	106	7	60-130/30
96-12-8	1,2-Dibromo-3-chloropropane	20	17.9	90	21.8	109	20	60-130/30
106-93-4	1,2-Dibromoethane	20	20.9	105	23.9	120	13	60-130/30
107-06-2	1,2-Dichloroethane	20	19.9	100	21.9	110	10	60-130/30
78-87-5	1,2-Dichloropropane	20	19.5	98	21.2	106	8	60-130/30
142-28-9	1,3-Dichloropropane	20	20.9	105	23.5	118	12	60-130/30
108-20-3	Di-Isopropyl ether	20	18.6	93	20.5	103	10	60-130/30
594-20-7	2,2-Dichloropropane	20	21.0	105	22.1	111	5	60-130/30
124-48-1	Dibromochloromethane	20	23.7	119	26.2	131* a	10	60-130/30
75-71-8	Dichlorodifluoromethane	20	16.7	84	16.9	85	1	60-130/30
156-59-2	cis-1,2-Dichloroethylene	20	20.3	102	22.1	111	8	60-130/30
10061-01-5	cis-1,3-Dichloropropene	20	21.5	108	23.7	119	10	60-130/30
541-73-1	m-Dichlorobenzene	20	22.6	113	24.4	122	8	60-130/30
95-50-1	o-Dichlorobenzene	20	22.3	112	24.6	123	10	60-130/30
106-46-7	p-Dichlorobenzene	20	22.4	112	24.3	122	8	60-130/30
156-60-5	trans-1,2-Dichloroethylene	20	19.5	98	21.1	106	8	60-130/30
10061-02-6	trans-1,3-Dichloropropene	20	21.0	105	22.9	115	9	60-130/30
100-41-4	Ethylbenzene	20	21.2	106	22.7	114	7	60-130/30
637-92-3	Ethyl Tert Butyl Ether	20	19.0	95	21.1	106	10	60-130/30

4.2.1  
4

# Blank Spike/Blank Spike Duplicate Summary

**Job Number:** C17161

**Account:** IRISECAO Iris Environmental

**Project:** Romic Soil Investigation(Romic EPA) - 2081 Bay Road,East Palo Alto,CA

Sample	File ID	DF	Analyzed	By	Prep Date	Prep Batch	Analytical Batch
VN800-BS	N23967.D	1	07/28/11	TF	n/a	n/a	VN800
VN800-BSD	N23968.D	1	07/28/11	TF	n/a	n/a	VN800

The QC reported here applies to the following samples:

Method: SW846 8260B

C17161-7, C17161-8, C17161-12, C17161-17, C17161-21

CAS No.	Compound	Spike ug/l	BSP ug/l	BSP %	BSD ug/l	BSD %	RPD	Limits Rec/RPD
591-78-6	2-Hexanone	80	68.4	86	85.4	107	22	60-130/30
87-68-3	Hexachlorobutadiene	20	22.2	111	23.6	118	6	60-130/30
98-82-8	Isopropylbenzene	20	21.9	110	23.4	117	7	60-130/30
99-87-6	p-Isopropyltoluene	20	21.0	105	22.7	114	8	60-130/30
108-10-1	4-Methyl-2-pentanone	80	77.6	97	98.8	124	24	60-130/30
74-83-9	Methyl bromide	20	21.8	109	22.7	114	4	60-130/30
74-87-3	Methyl chloride	20	18.0	90	18.8	94	4	60-130/30
74-95-3	Methylene bromide	20	20.5	103	23.3	117	13	60-130/30
75-09-2	Methylene chloride	20	18.8	94	20.6	103	9	60-130/30
78-93-3	Methyl ethyl ketone	80	70.7	88	88.4	111	22	60-130/30
1634-04-4	Methyl Tert Butyl Ether	20	19.7	99	22.3	112	12	60-130/30
91-20-3	Naphthalene	20	18.9	95	23.3	117	21	60-130/30
103-65-1	n-Propylbenzene	20	20.9	105	22.2	111	6	60-130/30
100-42-5	Styrene	20	22.7	114	24.5	123	8	60-130/30
994-05-8	Tert-Amyl Methyl Ether	20	19.8	99	22.4	112	12	60-130/30
75-65-0	Tert-Butyl Alcohol	100	80.5	81	100	100	22	60-130/30
630-20-6	1,1,1,2-Tetrachloroethane	20	22.9	115	25.1	126	9	60-130/30
71-55-6	1,1,1-Trichloroethane	20	20.7	104	22.0	110	6	60-130/30
79-34-5	1,1,2,2-Tetrachloroethane	20	20.2	101	23.2	116	14	60-130/30
79-00-5	1,1,2-Trichloroethane	20	21.0	105	23.8	119	13	60-130/30
87-61-6	1,2,3-Trichlorobenzene	20	20.6	103	24.0	120	15	60-130/30
96-18-4	1,2,3-Trichloropropane	20	17.9	90	21.1	106	16	60-130/30
120-82-1	1,2,4-Trichlorobenzene	20	20.4	102	23.2	116	13	60-130/30
95-63-6	1,2,4-Trimethylbenzene	20	20.8	104	22.6	113	8	60-130/30
108-67-8	1,3,5-Trimethylbenzene	20	21.4	107	23.0	115	7	60-130/30
127-18-4	Tetrachloroethylene	20	20.1	101	24.1	121	18	60-130/30
108-88-3	Toluene	20	21.3	107	22.8	114	7	60-130/30
79-01-6	Trichloroethylene	20	21.3	107	23.1	116	8	60-130/30
75-69-4	Trichlorofluoromethane	20	21.7	109	22.6	113	4	60-130/30
75-01-4	Vinyl chloride	20	25.2	126	26.2	131* a	4	60-130/30
1330-20-7	Xylene (total)	60	67.3	112	72.3	121	7	60-130/30

CAS No.	Surrogate Recoveries	BSP	BSD	Limits
1868-53-7	Dibromofluoromethane	102%	102%	60-130%

4.2.1  
4

# Blank Spike/Blank Spike Duplicate Summary

**Job Number:** C17161

**Account:** IRISECAO Iris Environmental

**Project:** Romic Soil Investigation(Romic EPA) - 2081 Bay Road,East Palo Alto,CA

Sample	File ID	DF	Analyzed	By	Prep Date	Prep Batch	Analytical Batch
VN800-BS	N23967.D	1	07/28/11	TF	n/a	n/a	VN800
VN800-BSD	N23968.D	1	07/28/11	TF	n/a	n/a	VN800

The QC reported here applies to the following samples:

Method: SW846 8260B

C17161-7, C17161-8, C17161-12, C17161-17, C17161-21

CAS No.	Surrogate Recoveries	BSP	BSD	Limits
2037-26-5	Toluene-D8	103%	102%	60-130%
460-00-4	4-Bromofluorobenzene	106%	106%	60-130%

(a) Outside laboratory control limits.

# Blank Spike/Blank Spike Duplicate Summary

**Job Number:** C17161

**Account:** IRISECAO Iris Environmental

**Project:** Romic Soil Investigation(Romic EPA) - 2081 Bay Road,East Palo Alto,CA

Sample	File ID	DF	Analyzed	By	Prep Date	Prep Batch	Analytical Batch
VN801-BS	N24013.D	1	07/29/11	TF	n/a	n/a	VN801
VN801-BSD	N24014.D	1	07/29/11	TF	n/a	n/a	VN801

The QC reported here applies to the following samples:

Method: SW846 8260B

C17161-22, C17161-23, C17161-24

CAS No.	Compound	Spike ug/l	BSP ug/l	BSP %	BSD ug/l	BSD %	RPD	Limits Rec/RPD
67-64-1	Acetone	80	82.8	104	77.5	97	7	60-130/30
71-43-2	Benzene	20	20.7	104	21.0	105	1	60-130/30
108-86-1	Bromobenzene	20	21.9	110	23.0	115	5	60-130/30
74-97-5	Bromochloromethane	20	21.8	109	22.1	111	1	60-130/30
75-27-4	Bromodichloromethane	20	22.8	114	23.4	117	3	60-130/30
75-25-2	Bromoform	20	25.0	125	25.4	127	2	60-130/30
104-51-8	n-Butylbenzene	20	19.7	99	20.0	100	2	60-130/30
135-98-8	sec-Butylbenzene	20	21.1	106	21.9	110	4	60-130/30
98-06-6	tert-Butylbenzene	20	21.3	107	22.0	110	3	60-130/30
108-90-7	Chlorobenzene	20	22.3	112	22.7	114	2	60-130/30
75-00-3	Chloroethane	20	20.4	102	19.8	99	3	60-130/30
67-66-3	Chloroform	20	21.0	105	21.0	105	0	60-130/30
95-49-8	o-Chlorotoluene	20	21.4	107	20.9	105	2	60-130/30
106-43-4	p-Chlorotoluene	20	20.2	101	22.2	111	9	60-130/30
56-23-5	Carbon tetrachloride	20	22.7	114	22.6	113	0	60-130/30
75-34-3	1,1-Dichloroethane	20	19.9	100	20.1	101	1	60-130/30
75-35-4	1,1-Dichloroethylene	20	19.4	97	19.1	96	2	60-130/30
563-58-6	1,1-Dichloropropene	20	20.1	101	20.4	102	1	60-130/30
96-12-8	1,2-Dibromo-3-chloropropane	20	20.2	101	20.7	104	2	60-130/30
106-93-4	1,2-Dibromoethane	20	22.5	113	22.7	114	1	60-130/30
107-06-2	1,2-Dichloroethane	20	20.9	105	21.2	106	1	60-130/30
78-87-5	1,2-Dichloropropane	20	20.0	100	20.2	101	1	60-130/30
142-28-9	1,3-Dichloropropane	20	22.0	110	22.2	111	1	60-130/30
108-20-3	Di-Isopropyl ether	20	18.6	93	19.0	95	2	60-130/30
594-20-7	2,2-Dichloropropane	20	21.5	108	21.3	107	1	60-130/30
124-48-1	Dibromochloromethane	20	24.2	121	24.9	125	3	60-130/30
75-71-8	Dichlorodifluoromethane	20	15.2	76	14.1	71	8	60-130/30
156-59-2	cis-1,2-Dichloroethylene	20	20.4	102	21.0	105	3	60-130/30
10061-01-5	cis-1,3-Dichloropropene	20	22.4	112	22.9	115	2	60-130/30
541-73-1	m-Dichlorobenzene	20	22.0	110	23.1	116	5	60-130/30
95-50-1	o-Dichlorobenzene	20	22.2	111	23.1	116	4	60-130/30
106-46-7	p-Dichlorobenzene	20	22.1	111	23.0	115	4	60-130/30
156-60-5	trans-1,2-Dichloroethylene	20	19.9	100	20.1	101	1	60-130/30
10061-02-6	trans-1,3-Dichloropropene	20	21.6	108	22.0	110	2	60-130/30
100-41-4	Ethylbenzene	20	21.4	107	21.7	109	1	60-130/30
637-92-3	Ethyl Tert Butyl Ether	20	19.1	96	19.6	98	3	60-130/30

# Blank Spike/Blank Spike Duplicate Summary

**Job Number:** C17161

**Account:** IRISECAO Iris Environmental

**Project:** Romic Soil Investigation(Romic EPA) - 2081 Bay Road,East Palo Alto,CA

Sample	File ID	DF	Analyzed	By	Prep Date	Prep Batch	Analytical Batch
VN801-BS	N24013.D	1	07/29/11	TF	n/a	n/a	VN801
VN801-BSD	N24014.D	1	07/29/11	TF	n/a	n/a	VN801

The QC reported here applies to the following samples:

Method: SW846 8260B

C17161-22, C17161-23, C17161-24

CAS No.	Compound	Spike ug/l	BSP ug/l	BSP %	BSD ug/l	BSD %	RPD	Limits Rec/RPD
591-78-6	2-Hexanone	80	81.6	102	77.8	97	5	60-130/30
87-68-3	Hexachlorobutadiene	20	21.2	106	22.6	113	6	60-130/30
98-82-8	Isopropylbenzene	20	21.9	110	22.3	112	2	60-130/30
99-87-6	p-Isopropyltoluene	20	20.8	104	21.3	107	2	60-130/30
108-10-1	4-Methyl-2-pentanone	80	90.6	113	88.5	111	2	60-130/30
74-83-9	Methyl bromide	20	21.4	107	20.8	104	3	60-130/30
74-87-3	Methyl chloride	20	17.5	88	16.7	84	5	60-130/30
74-95-3	Methylene bromide	20	22.1	111	22.1	111	0	60-130/30
75-09-2	Methylene chloride	20	18.8	94	19.0	95	1	60-130/30
78-93-3	Methyl ethyl ketone	80	83.6	105	79.0	99	6	60-130/30
1634-04-4	Methyl Tert Butyl Ether	20	20.5	103	20.7	104	1	60-130/30
91-20-3	Naphthalene	20	20.9	105	21.5	108	3	60-130/30
103-65-1	n-Propylbenzene	20	20.6	103	21.2	106	3	60-130/30
100-42-5	Styrene	20	22.7	114	23.3	117	3	60-130/30
994-05-8	Tert-Amyl Methyl Ether	20	20.4	102	20.8	104	2	60-130/30
75-65-0	Tert-Butyl Alcohol	100	92.7	93	91.5	92	1	60-130/30
630-20-6	1,1,1,2-Tetrachloroethane	20	23.3	117	23.9	120	3	60-130/30
71-55-6	1,1,1-Trichloroethane	20	21.4	107	21.2	106	1	60-130/30
79-34-5	1,1,2,2-Tetrachloroethane	20	21.3	107	22.1	111	4	60-130/30
79-00-5	1,1,2-Trichloroethane	20	22.2	111	22.7	114	2	60-130/30
87-61-6	1,2,3-Trichlorobenzene	20	20.9	105	22.2	111	6	60-130/30
96-18-4	1,2,3-Trichloropropane	20	20.1	101	20.2	101	0	60-130/30
120-82-1	1,2,4-Trichlorobenzene	20	20.4	102	21.2	106	4	60-130/30
95-63-6	1,2,4-Trimethylbenzene	20	20.7	104	21.1	106	2	60-130/30
108-67-8	1,3,5-Trimethylbenzene	20	21.0	105	21.5	108	2	60-130/30
127-18-4	Tetrachloroethylene	20	21.1	106	23.7	119	12	60-130/30
108-88-3	Toluene	20	21.4	107	21.8	109	2	60-130/30
79-01-6	Trichloroethylene	20	21.7	109	22.2	111	2	60-130/30
75-69-4	Trichlorofluoromethane	20	21.6	108	20.7	104	4	60-130/30
75-01-4	Vinyl chloride	20	24.8	124	23.8	119	4	60-130/30
1330-20-7	Xylene (total)	60	67.8	113	68.8	115	1	60-130/30

CAS No.	Surrogate Recoveries	BSP	BSD	Limits
1868-53-7	Dibromofluoromethane	103%	99%	60-130%

4.2.2  
4

# Blank Spike/Blank Spike Duplicate Summary

**Job Number:** C17161  
**Account:** IRISECAO Iris Environmental  
**Project:** Romic Soil Investigation(Romic EPA) - 2081 Bay Road,East Palo Alto,CA

Sample	File ID	DF	Analyzed	By	Prep Date	Prep Batch	Analytical Batch
VN801-BS	N24013.D	1	07/29/11	TF	n/a	n/a	VN801
VN801-BSD	N24014.D	1	07/29/11	TF	n/a	n/a	VN801

The QC reported here applies to the following samples:

Method: SW846 8260B

C17161-22, C17161-23, C17161-24

CAS No.	Surrogate Recoveries	BSP	BSD	Limits
2037-26-5	Toluene-D8	103%	102%	60-130%
460-00-4	4-Bromofluorobenzene	106%	105%	60-130%

4.2.2  
4



# Blank Spike/Blank Spike Duplicate Summary

**Job Number:** C17161

**Account:** IRISECAO Iris Environmental

**Project:** Romic Soil Investigation(Romic EPA) - 2081 Bay Road,East Palo Alto,CA

Sample	File ID	DF	Analyzed	By	Prep Date	Prep Batch	Analytical Batch
VM836-BS	M26273.D	1	08/05/11	TN	n/a	n/a	VM836
VM836-BSD	M26274.D	1	08/05/11	TN	n/a	n/a	VM836

The QC reported here applies to the following samples:

Method: SW846 8260B

C17161-1, C17161-2, C17161-3, C17161-5, C17161-6, C17161-10, C17161-11, C17161-13, C17161-14, C17161-15, C17161-16, C17161-18, C17161-19, C17161-20, C17161-19A

CAS No.	Compound	Spike ug/kg	BSP ug/kg	BSP %	BSD ug/kg	BSD %	RPD	Limits Rec/RPD
67-64-1	Acetone	160	134	84	139	87	4	60-130/30
71-43-2	Benzene	40	39.4	99	39.2	98	1	60-130/30
108-86-1	Bromobenzene	40	43.0	108	44.3	111	3	60-130/30
74-97-5	Bromochloromethane	40	40.2	101	41.8	105	4	60-130/30
75-27-4	Bromodichloromethane	40	40.4	101	40.5	101	0	60-130/30
75-25-2	Bromoform	40	46.7	117 <sup>a</sup>	48.2	121 <sup>a</sup>	3 <sup>a</sup>	60-130/30
104-51-8	n-Butylbenzene	40	37.5	94	37.7	94	1	60-130/30
135-98-8	sec-Butylbenzene	40	39.1	98	40.0	100	2	60-130/30
98-06-6	tert-Butylbenzene	40	40.0	100	41.4	104	3	60-130/30
108-90-7	Chlorobenzene	40	43.0	108	43.7	109	2	60-130/30
75-00-3	Chloroethane	40	42.2	106	44.4	111	5	60-130/30
67-66-3	Chloroform	40	35.2	88	36.0	90	2	60-130/30
95-49-8	o-Chlorotoluene	40	37.3	93	38.2	96	2	60-130/30
106-43-4	p-Chlorotoluene	40	38.8	97	38.7	97	0	60-130/30
56-23-5	Carbon tetrachloride	40	39.4	99	39.3	98	0	60-130/30
75-34-3	1,1-Dichloroethane	40	34.0	85	34.5	86	1	60-130/30
75-35-4	1,1-Dichloroethylene	40	35.5	89	35.6	89	0	60-130/30
563-58-6	1,1-Dichloropropene	40	37.3	93	37.4	94	0	60-130/30
96-12-8	1,2-Dibromo-3-chloropropane	40	35.1	88	36.6	92	4	60-130/30
106-93-4	1,2-Dibromoethane	40	42.7	107	44.1	110	3	60-130/30
107-06-2	1,2-Dichloroethane	40	38.1	95	38.5	96	1	60-130/30
78-87-5	1,2-Dichloropropane	40	38.7	97	38.6	97	0	60-130/30
142-28-9	1,3-Dichloropropane	40	40.7	102	41.1	103	1	60-130/30
108-20-3	Di-Isopropyl ether	40	37.9	95	38.2	96	1	60-130/30
594-20-7	2,2-Dichloropropane	40	33.5	84	33.9	85	1	60-130/30
124-48-1	Dibromochloromethane	40	44.3	111	45.0	113	2	60-130/30
75-71-8	Dichlorodifluoromethane	40	35.8	90	36.5	91	2	60-130/30
156-59-2	cis-1,2-Dichloroethylene	40	37.0	93	37.9	95	2	60-130/30
10061-01-5	cis-1,3-Dichloropropene	40	40.1	100	40.6	102	1	60-130/30
541-73-1	m-Dichlorobenzene	40	42.4	106	43.2	108	2	60-130/30
95-50-1	o-Dichlorobenzene	40	42.7	107	43.8	110	3	60-130/30
106-46-7	p-Dichlorobenzene	40	42.4	106	43.0	108	1	60-130/30
156-60-5	trans-1,2-Dichloroethylene	40	35.7	89	36.3	91	2	60-130/30
10061-02-6	trans-1,3-Dichloropropene	40	40.3	101	41.3	103	2	60-130/30
100-41-4	Ethylbenzene	40	40.5	101	41.0	103	1	60-130/30
637-92-3	Ethyl tert-Butyl Ether	40	34.5	86	35.4	89	3	60-130/30

# Blank Spike/Blank Spike Duplicate Summary

**Job Number:** C17161  
**Account:** IRISECAO Iris Environmental  
**Project:** Romic Soil Investigation(Romic EPA) - 2081 Bay Road,East Palo Alto,CA

Sample	File ID	DF	Analyzed	By	Prep Date	Prep Batch	Analytical Batch
VM836-BS	M26273.D	1	08/05/11	TN	n/a	n/a	VM836
VM836-BSD	M26274.D	1	08/05/11	TN	n/a	n/a	VM836

**The QC reported here applies to the following samples:** **Method:** SW846 8260B

C17161-1, C17161-2, C17161-3, C17161-5, C17161-6, C17161-10, C17161-11, C17161-13, C17161-14, C17161-15, C17161-16, C17161-18, C17161-19, C17161-20, C17161-19A

CAS No.	Compound	Spike ug/kg	BSP ug/kg	BSP %	BSD ug/kg	BSD %	RPD	Limits Rec/RPD
591-78-6	2-Hexanone	160	141	88	141	88	0	60-130/30
87-68-3	Hexachlorobutadiene	40	42.7	107	44.2	111	3	60-130/30
98-82-8	Isopropylbenzene	40	41.4	104	42.3	106	2	60-130/30
99-87-6	p-Isopropyltoluene	40	40.3	101	40.8	102	1	60-130/30
108-10-1	4-Methyl-2-pentanone	160	142	89	141	88	1	60-130/30
74-83-9	Methyl bromide	40	44.6	112	45.7	114	2	60-130/30
74-87-3	Methyl chloride	40	35.3	88	38.0	95	7	60-130/30
74-95-3	Methylene bromide	40	41.9	105	41.4	104	1	60-130/30
75-09-2	Methylene chloride	40	34.0	85	35.1	88	3	60-130/30
78-93-3	Methyl ethyl ketone	160	137	86	145	91	6	60-130/30
1634-04-4	Methyl Tert Butyl Ether	40	35.6	89	36.4	91	2	60-130/30
91-20-3	Naphthalene	40	41.3	103	41.7	104	1	60-130/30
103-65-1	n-Propylbenzene	40	37.9	95	38.5	96	2	60-130/30
100-42-5	Styrene	40	43.4	109	43.9	110	1	60-130/30
994-05-8	Tert-Amyl Methyl Ether	40	36.1	90	36.7	92	2	60-130/30
75-65-0	Tert Butyl Alcohol	200	170	85	175	88	3	60-130/30
630-20-6	1,1,1,2-Tetrachloroethane	40	42.9	107	43.9	110	2	60-130/30
71-55-6	1,1,1-Trichloroethane	40	34.9	87	35.7	89	2	60-130/30
79-34-5	1,1,2,2-Tetrachloroethane	40	38.4	96	39.3	98	2	60-130/30
79-00-5	1,1,2-Trichloroethane	40	41.1	103	42.0	105	2	60-130/30
87-61-6	1,2,3-Trichlorobenzene	40	43.3	108	43.8	110	1	60-130/30
96-18-4	1,2,3-Trichloropropane	40	38.8	97	40.2	101	4	60-130/30
120-82-1	1,2,4-Trichlorobenzene	40	43.0	108	43.6	109	1	60-130/30
95-63-6	1,2,4-Trimethylbenzene	40	39.1	98	39.8	100	2	60-130/30
108-67-8	1,3,5-Trimethylbenzene	40	39.0	98	39.9	100	2	60-130/30
127-18-4	Tetrachloroethylene	40	40.8	102	44.7	112	9	60-130/30
108-88-3	Toluene	40	41.0	103	41.5	104	1	60-130/30
79-01-6	Trichloroethylene	40	42.7	107	43.3	108	1	60-130/30
75-69-4	Trichlorofluoromethane	40	42.9	107	44.9	112	5	60-130/30
75-01-4	Vinyl chloride	40	39.8	100	41.2	103	3	60-130/30
1330-20-7	Xylene (total)	120	126	105	128	107	2	60-130/30

CAS No.	Surrogate Recoveries	BSP	BSD	Limits
1868-53-7	Dibromofluoromethane	93%	91%	60-130%

# Blank Spike/Blank Spike Duplicate Summary

**Job Number:** C17161  
**Account:** IRISECAO Iris Environmental  
**Project:** Romic Soil Investigation(Romic EPA) - 2081 Bay Road,East Palo Alto,CA

Sample	File ID	DF	Analyzed	By	Prep Date	Prep Batch	Analytical Batch
VM836-BS	M26273.D	1	08/05/11	TN	n/a	n/a	VM836
VM836-BSD	M26274.D	1	08/05/11	TN	n/a	n/a	VM836

The QC reported here applies to the following samples:

Method: SW846 8260B

C17161-1, C17161-2, C17161-3, C17161-5, C17161-6, C17161-10, C17161-11, C17161-13, C17161-14, C17161-15, C17161-16, C17161-18, C17161-19, C17161-20, C17161-19A

CAS No.	Surrogate Recoveries	BSP	BSD	Limits
2037-26-5	Toluene-D8	100%	102%	60-130%
460-00-4	4-Bromofluorobenzene	103%	103%	60-130%

(a) CCV outside of control limits (biased high); not detected in sample.

4.2.3  
4

# Matrix Spike/Matrix Spike Duplicate Summary

**Job Number:** C17161  
**Account:** IRISECAO Iris Environmental  
**Project:** Romic Soil Investigation(Romic EPA) - 2081 Bay Road,East Palo Alto,CA

Sample	File ID	DF	Analyzed	By	Prep Date	Prep Batch	Analytical Batch
C17153-11MS	N23986.D	1	07/28/11	TF	n/a	n/a	VN800
C17153-11MSD	N23987.D	1	07/28/11	TF	n/a	n/a	VN800
C17153-11 <sup>a</sup>	N23978.D	1	07/28/11	TF	n/a	n/a	VN800

The QC reported here applies to the following samples:

Method: SW846 8260B

C17161-7, C17161-8, C17161-12, C17161-17, C17161-21

CAS No.	Compound	C17153-11 ug/l	Spike Q ug/l	MS ug/l	MS %	MSD ug/l	MSD %	RPD	Limits Rec/RPD
67-64-1	Acetone	ND	80	75.3	94	75.6	95	0	60-130/25
71-43-2	Benzene	ND	20	20.8	104	19.5	98	6	60-130/25
108-86-1	Bromobenzene	ND	20	22.8	114	21.2	106	7	60-130/25
74-97-5	Bromochloromethane	ND	20	22.1	111	20.9	105	6	60-130/25
75-27-4	Bromodichloromethane	ND	20	23.9	120	22.1	111	8	60-130/25
75-25-2	Bromoform	ND	20	24.3	122	22.9	115	6	60-130/25
104-51-8	n-Butylbenzene	ND	20	19.4	97	18.4	92	5	60-130/25
135-98-8	sec-Butylbenzene	ND	20	21.7	109	19.8	99	9	60-130/25
98-06-6	tert-Butylbenzene	ND	20	22.0	110	20.3	102	8	60-130/25
108-90-7	Chlorobenzene	ND	20	22.0	110	21.0	105	5	60-130/25
75-00-3	Chloroethane	ND	20	20.5	103	20.0	100	2	60-130/25
67-66-3	Chloroform	ND	20	22.2	111	20.3	102	9	60-130/25
95-49-8	o-Chlorotoluene	ND	20	21.2	106	19.4	97	9	60-130/25
106-43-4	p-Chlorotoluene	ND	20	22.1	111	20.1	101	9	60-130/25
56-23-5	Carbon tetrachloride	ND	20	23.1	116	21.2	106	9	60-130/25
75-34-3	1,1-Dichloroethane	ND	20	20.8	104	19.0	95	9	60-130/25
75-35-4	1,1-Dichloroethylene	ND	20	19.2	96	18.0	90	6	60-130/25
563-58-6	1,1-Dichloropropene	ND	20	20.3	102	19.0	95	7	60-130/25
96-12-8	1,2-Dibromo-3-chloropropane	ND	20	19.4	97	17.7	89	9	60-130/25
106-93-4	1,2-Dibromoethane	ND	20	21.3	107	20.5	103	4	60-130/25
107-06-2	1,2-Dichloroethane	ND	20	21.6	108	20.1	101	7	60-130/25
78-87-5	1,2-Dichloropropane	ND	20	20.4	102	18.9	95	8	60-130/25
142-28-9	1,3-Dichloropropane	ND	20	21.5	108	20.5	103	5	60-130/25
108-20-3	Di-Isopropyl ether	ND	20	20.2	101	18.6	93	8	60-130/25
594-20-7	2,2-Dichloropropane	ND	20	20.6	103	18.4	92	11	60-130/25
124-48-1	Dibromochloromethane	ND	20	24.2	121	22.8	114	6	60-130/25
75-71-8	Dichlorodifluoromethane	ND	20	17.3	87	16.1	81	7	60-130/25
156-59-2	cis-1,2-Dichloroethylene	ND	20	21.2	106	19.3	97	9	60-130/25
10061-01-5	cis-1,3-Dichloropropene	ND	20	22.4	112	20.8	104	7	60-130/25
541-73-1	m-Dichlorobenzene	ND	20	22.5	113	20.8	104	8	60-130/25
95-50-1	o-Dichlorobenzene	ND	20	22.6	113	21.0	105	7	60-130/25
106-46-7	p-Dichlorobenzene	ND	20	22.0	110	20.7	104	6	60-130/25
156-60-5	trans-1,2-Dichloroethylene	ND	20	19.7	99	18.7	94	5	60-130/25
10061-02-6	trans-1,3-Dichloropropene	ND	20	21.2	106	20.2	101	5	60-130/25
100-41-4	Ethylbenzene	ND	20	21.3	107	20.1	101	6	60-130/25
637-92-3	Ethyl Tert Butyl Ether	ND	20	20.7	104	19.2	96	8	60-130/25

4.3.1  
4

# Matrix Spike/Matrix Spike Duplicate Summary

**Job Number:** C17161  
**Account:** IRISECAO Iris Environmental  
**Project:** Romc Soil Investigation(Romc EPA) - 2081 Bay Road,East Palo Alto,CA

Sample	File ID	DF	Analyzed	By	Prep Date	Prep Batch	Analytical Batch
C17153-11MS	N23986.D	1	07/28/11	TF	n/a	n/a	VN800
C17153-11MSD	N23987.D	1	07/28/11	TF	n/a	n/a	VN800
C17153-11 <sup>a</sup>	N23978.D	1	07/28/11	TF	n/a	n/a	VN800

The QC reported here applies to the following samples:

Method: SW846 8260B

C17161-7, C17161-8, C17161-12, C17161-17, C17161-21

CAS No.	Compound	C17153-11 ug/l	Spike Q ug/l	MS ug/l	MS %	MSD ug/l	MSD %	RPD	Limits Rec/RPD
591-78-6	2-Hexanone	ND	80	71.9	90	74.3	93	3	60-130/25
87-68-3	Hexachlorobutadiene	ND	20	22.0	110	20.2	101	9	60-130/25
98-82-8	Isopropylbenzene	ND	20	21.8	109	20.6	103	6	60-130/25
99-87-6	p-Isopropyltoluene	ND	20	21.0	105	19.4	97	8	60-130/25
108-10-1	4-Methyl-2-pentanone	ND	80	80.7	101	83.1	104	3	60-130/25
74-83-9	Methyl bromide	ND	20	20.9	105	20.9	105	0	60-130/25
74-87-3	Methyl chloride	ND	20	17.8	89	17.2	86	3	60-130/25
74-95-3	Methylene bromide	ND	20	21.7	109	20.3	102	7	60-130/25
75-09-2	Methylene chloride	ND	20	19.0	95	17.6	88	8	60-130/25
78-93-3	Methyl ethyl ketone	ND	80	78.8	99	76.8	96	3	60-130/25
1634-04-4	Methyl Tert Butyl Ether	ND	20	21.2	106	19.8	99	7	60-130/25
91-20-3	Naphthalene	ND	20	19.4	97	19.0	95	2	60-130/25
103-65-1	n-Propylbenzene	ND	20	20.9	105	19.2	96	8	60-130/25
100-42-5	Styrene	ND	20	22.5	113	21.5	108	5	60-130/25
994-05-8	Tert-Amyl Methyl Ether	ND	20	21.5	108	20.0	100	7	60-130/25
75-65-0	Tert-Butyl Alcohol	ND	100	85.3	85	82.5	83	3	60-130/25
630-20-6	1,1,1,2-Tetrachloroethane	ND	20	23.6	118	22.5	113	5	60-130/25
71-55-6	1,1,1-Trichloroethane	ND	20	22.3	112	20.4	102	9	60-130/25
79-34-5	1,1,2,2-Tetrachloroethane	ND	20	20.4	102	19.0	95	7	60-130/25
79-00-5	1,1,2-Trichloroethane	ND	20	21.8	109	20.5	103	6	60-130/25
87-61-6	1,2,3-Trichlorobenzene	ND	20	20.7	104	20.2	101	2	60-130/25
96-18-4	1,2,3-Trichloropropane	ND	20	18.0	90	17.4	87	3	60-130/25
120-82-1	1,2,4-Trichlorobenzene	ND	20	20.0	100	19.5	98	3	60-130/25
95-63-6	1,2,4-Trimethylbenzene	ND	20	21.2	106	19.6	98	8	60-130/25
108-67-8	1,3,5-Trimethylbenzene	ND	20	21.7	109	19.9	100	9	60-130/25
127-18-4	Tetrachloroethylene	0.54	J 20	25.3	124	24.0	117	5	60-130/25
108-88-3	Toluene	ND	20	21.3	107	20.3	102	5	60-130/25
79-01-6	Trichloroethylene	ND	20	21.9	110	20.5	103	7	60-130/25
75-69-4	Trichlorofluoromethane	ND	20	22.8	114	21.7	109	5	60-130/25
75-01-4	Vinyl chloride	ND	20	26.0	130	24.8	124	5	60-130/25
1330-20-7	Xylene (total)	ND	60	67.1	112	63.8	106	5	60-130/25

CAS No.	Surrogate Recoveries	MS	MSD	C17153-11	Limits
1868-53-7	Dibromofluoromethane	108%	104%	101%	60-130%

# Matrix Spike/Matrix Spike Duplicate Summary

**Job Number:** C17161  
**Account:** IRISECAO Iris Environmental  
**Project:** Romic Soil Investigation(Romic EPA) - 2081 Bay Road,East Palo Alto,CA

Sample	File ID	DF	Analyzed	By	Prep Date	Prep Batch	Analytical Batch
C17153-11MS	N23986.D	1	07/28/11	TF	n/a	n/a	VN800
C17153-11MSD	N23987.D	1	07/28/11	TF	n/a	n/a	VN800
C17153-11 <sup>a</sup>	N23978.D	1	07/28/11	TF	n/a	n/a	VN800

**The QC reported here applies to the following samples:** **Method:** SW846 8260B

C17161-7, C17161-8, C17161-12, C17161-17, C17161-21

CAS No.	Surrogate Recoveries	MS	MSD	C17153-11	Limits
2037-26-5	Toluene-D8	103%	102%	103%	60-130%
460-00-4	4-Bromofluorobenzene	106%	106%	103%	60-130%

(a) Sample was not preserved to a pH < 2. Sample vial contained more than 0.5 cm of sediment.

4.3.1  
4

# Matrix Spike/Matrix Spike Duplicate Summary

**Job Number:** C17161  
**Account:** IRISECAO Iris Environmental  
**Project:** Romic Soil Investigation(Romic EPA) - 2081 Bay Road,East Palo Alto,CA

Sample	File ID	DF	Analyzed	By	Prep Date	Prep Batch	Analytical Batch
C17160-2MS	N24031.D	1	07/29/11	TF	n/a	n/a	VN801
C17160-2MSD	N24032.D	1	07/29/11	TF	n/a	n/a	VN801
C17160-2	N24025.D	1	07/29/11	TF	n/a	n/a	VN801

The QC reported here applies to the following samples:

Method: SW846 8260B

C17161-22, C17161-23, C17161-24

CAS No.	Compound	C17160-2 ug/l	Spike Q ug/l	MS ug/l	MS %	MSD ug/l	MSD %	RPD	Limits Rec/RPD
67-64-1	Acetone	ND	80	68.7	86	65.2	82	5	60-130/25
71-43-2	Benzene	ND	20	20.6	103	20.0	100	3	60-130/25
108-86-1	Bromobenzene	ND	20	21.7	109	21.5	108	1	60-130/25
74-97-5	Bromochloromethane	ND	20	22.0	110	21.3	107	3	60-130/25
75-27-4	Bromodichloromethane	ND	20	24.3	122	23.2	116	5	60-130/25
75-25-2	Bromoform	ND	20	24.8	124	23.2	116	7	60-130/25
104-51-8	n-Butylbenzene	ND	20	18.8	94	19.0	95	1	60-130/25
135-98-8	sec-Butylbenzene	ND	20	21.0	105	20.9	105	0	60-130/25
98-06-6	tert-Butylbenzene	ND	20	20.9	105	20.9	105	0	60-130/25
108-90-7	Chlorobenzene	ND	20	21.9	110	21.6	108	1	60-130/25
75-00-3	Chloroethane	ND	20	20.0	100	19.9	100	1	60-130/25
67-66-3	Chloroform	ND	20	22.4	112	21.4	107	5	60-130/25
95-49-8	o-Chlorotoluene	ND	20	20.5	103	20.0	100	2	60-130/25
106-43-4	p-Chlorotoluene	ND	20	21.1	106	21.1	106	0	60-130/25
56-23-5	Carbon tetrachloride	ND	20	23.5	118	22.5	113	4	60-130/25
75-34-3	1,1-Dichloroethane	ND	20	20.7	104	19.9	100	4	60-130/25
75-35-4	1,1-Dichloroethylene	ND	20	18.8	94	18.2	91	3	60-130/25
563-58-6	1,1-Dichloropropene	ND	20	20.2	101	19.6	98	3	60-130/25
96-12-8	1,2-Dibromo-3-chloropropane	ND	20	19.3	97	19.1	96	1	60-130/25
106-93-4	1,2-Dibromoethane	ND	20	21.7	109	21.0	105	3	60-130/25
107-06-2	1,2-Dichloroethane	ND	20	22.4	112	21.2	106	6	60-130/25
78-87-5	1,2-Dichloropropane	ND	20	20.3	102	19.8	99	2	60-130/25
142-28-9	1,3-Dichloropropane	ND	20	21.8	109	21.1	106	3	60-130/25
108-20-3	Di-Isopropyl ether	ND	20	20.0	100	19.2	96	4	60-130/25
594-20-7	2,2-Dichloropropane	ND	20	21.2	106	19.9	100	6	60-130/25
124-48-1	Dibromochloromethane	ND	20	24.6	123	23.6	118	4	60-130/25
75-71-8	Dichlorodifluoromethane	ND	20	15.3	77	14.9	75	3	60-130/25
156-59-2	cis-1,2-Dichloroethylene	ND	20	21.0	105	20.3	102	3	60-130/25
10061-01-5	cis-1,3-Dichloropropene	ND	20	22.3	112	21.7	109	3	60-130/25
541-73-1	m-Dichlorobenzene	ND	20	21.8	109	21.7	109	0	60-130/25
95-50-1	o-Dichlorobenzene	ND	20	22.0	110	21.8	109	1	60-130/25
106-46-7	p-Dichlorobenzene	ND	20	21.5	108	21.4	107	0	60-130/25
156-60-5	trans-1,2-Dichloroethylene	ND	20	19.4	97	19.0	95	2	60-130/25
10061-02-6	trans-1,3-Dichloropropene	ND	20	21.6	108	20.8	104	4	60-130/25
100-41-4	Ethylbenzene	ND	20	21.3	107	20.8	104	2	60-130/25
637-92-3	Ethyl Tert Butyl Ether	ND	20	20.6	103	19.7	99	4	60-130/25

4.3.2  
4

# Matrix Spike/Matrix Spike Duplicate Summary

**Job Number:** C17161  
**Account:** IRISECAO Iris Environmental  
**Project:** Romic Soil Investigation(Romic EPA) - 2081 Bay Road,East Palo Alto,CA

Sample	File ID	DF	Analyzed	By	Prep Date	Prep Batch	Analytical Batch
C17160-2MS	N24031.D	1	07/29/11	TF	n/a	n/a	VN801
C17160-2MSD	N24032.D	1	07/29/11	TF	n/a	n/a	VN801
C17160-2	N24025.D	1	07/29/11	TF	n/a	n/a	VN801

The QC reported here applies to the following samples:

Method: SW846 8260B

C17161-22, C17161-23, C17161-24

CAS No.	Compound	C17160-2 ug/l	Spike Q ug/l	MS ug/l	MS %	MSD ug/l	MSD %	RPD	Limits Rec/RPD
591-78-6	2-Hexanone	ND	80	76.0	95	72.2	90	5	60-130/25
87-68-3	Hexachlorobutadiene	ND	20	21.4	107	21.5	108	0	60-130/25
98-82-8	Isopropylbenzene	ND	20	22.0	110	21.4	107	3	60-130/25
99-87-6	p-Isopropyltoluene	ND	20	20.2	101	20.3	102	0	60-130/25
108-10-1	4-Methyl-2-pentanone	ND	80	83.9	105	81.2	102	3	60-130/25
74-83-9	Methyl bromide	ND	20	20.2	101	20.5	103	1	60-130/25
74-87-3	Methyl chloride	ND	20	16.3	82	16.2	81	1	60-130/25
74-95-3	Methylene bromide	ND	20	22.3	112	21.2	106	5	60-130/25
75-09-2	Methylene chloride	ND	20	18.9	95	18.3	92	3	60-130/25
78-93-3	Methyl ethyl ketone	ND	80	79.3	99	75.0	94	6	60-130/25
1634-04-4	Methyl Tert Butyl Ether	ND	20	21.4	107	20.5	103	4	60-130/25
91-20-3	Naphthalene	ND	20	18.9	95	18.6	93	2	60-130/25
103-65-1	n-Propylbenzene	ND	20	20.1	101	20.2	101	0	60-130/25
100-42-5	Styrene	ND	20	19.8	99	19.4	97	2	60-130/25
994-05-8	Tert-Amyl Methyl Ether	ND	20	21.5	108	20.5	103	5	60-130/25
75-65-0	Tert-Butyl Alcohol	ND	100	91.0	91	84.7	85	7	60-130/25
630-20-6	1,1,1,2-Tetrachloroethane	ND	20	23.6	118	23.0	115	3	60-130/25
71-55-6	1,1,1-Trichloroethane	ND	20	22.6	113	21.4	107	5	60-130/25
79-34-5	1,1,2,2-Tetrachloroethane	ND	20	20.7	104	20.2	101	2	60-130/25
79-00-5	1,1,2-Trichloroethane	ND	20	22.1	111	21.1	106	5	60-130/25
87-61-6	1,2,3-Trichlorobenzene	ND	20	20.2	101	20.6	103	2	60-130/25
96-18-4	1,2,3-Trichloropropane	ND	20	19.0	95	17.9	90	6	60-130/25
120-82-1	1,2,4-Trichlorobenzene	ND	20	19.5	98	19.6	98	1	60-130/25
95-63-6	1,2,4-Trimethylbenzene	ND	20	19.3	97	19.2	96	1	60-130/25
108-67-8	1,3,5-Trimethylbenzene	ND	20	20.6	103	20.5	103	0	60-130/25
127-18-4	Tetrachloroethylene	2.2	20	19.6	87	19.4	86	1	60-130/25
108-88-3	Toluene	ND	20	21.0	105	20.7	104	1	60-130/25
79-01-6	Trichloroethylene	ND	20	21.4	107	21.1	106	1	60-130/25
75-69-4	Trichlorofluoromethane	ND	20	22.5	113	22.0	110	2	60-130/25
75-01-4	Vinyl chloride	ND	20	24.9	125	24.5	123	2	60-130/25
1330-20-7	Xylene (total)	ND	60	66.7	111	65.4	109	2	60-130/25

CAS No.	Surrogate Recoveries	MS	MSD	C17160-2	Limits
1868-53-7	Dibromofluoromethane	107%	106%	102%	60-130%



# Matrix Spike/Matrix Spike Duplicate Summary

**Job Number:** C17161  
**Account:** IRISECAO Iris Environmental  
**Project:** Romic Soil Investigation(Romic EPA) - 2081 Bay Road,East Palo Alto,CA

Sample	File ID	DF	Analyzed	By	Prep Date	Prep Batch	Analytical Batch
C17160-2MS	N24031.D	1	07/29/11	TF	n/a	n/a	VN801
C17160-2MSD	N24032.D	1	07/29/11	TF	n/a	n/a	VN801
C17160-2	N24025.D	1	07/29/11	TF	n/a	n/a	VN801

The QC reported here applies to the following samples:

Method: SW846 8260B

C17161-22, C17161-23, C17161-24

CAS No.	Surrogate Recoveries	MS	MSD	C17160-2	Limits
2037-26-5	Toluene-D8	101%	102%	103%	60-130%
460-00-4	4-Bromofluorobenzene	109%	107%	106%	60-130%

4.3.2  
4

## GC/MS Semi-volatiles

5

### QC Data Summaries

---

Includes the following where applicable:

- Method Blank Summaries
- Blank Spike Summaries
- Matrix Spike and Duplicate Summaries

## Method Blank Summary

**Job Number:** C17161**Account:** IRISECAO Iris Environmental**Project:** Romc Soil Investigation(Romc EPA) - 2081 Bay Road,East Palo Alto,CA

Sample	File ID	DF	Analyzed	By	Prep Date	Prep Batch	Analytical Batch
OP4317-MB	Y9045.D	1	07/27/11	MT	07/27/11	OP4317	EY431

**The QC reported here applies to the following samples:****Method:** SW846 8270C

C17161-7, C17161-17, C17161-22, C17161-23

CAS No.	Compound	Result	RL	MDL	Units	Q
65-85-0	Benzoic Acid	ND	20	5.0	ug/l	
95-57-8	2-Chlorophenol	ND	10	5.0	ug/l	
59-50-7	4-Chloro-3-methyl phenol	ND	15	6.0	ug/l	
120-83-2	2,4-Dichlorophenol	ND	15	5.0	ug/l	
105-67-9	2,4-Dimethylphenol	ND	10	5.0	ug/l	
51-28-5	2,4-Dinitrophenol	ND	20	3.0	ug/l	
534-52-1	4,6-Dinitro-o-cresol	ND	20	2.0	ug/l	
95-48-7	2-Methylphenol	ND	10	5.0	ug/l	
	3&4-Methylphenol	ND	10	4.0	ug/l	
88-75-5	2-Nitrophenol	ND	15	5.0	ug/l	
100-02-7	4-Nitrophenol	ND	10	1.0	ug/l	
87-86-5	Pentachlorophenol	ND	10	3.0	ug/l	
108-95-2	Phenol	ND	10	3.0	ug/l	
95-95-4	2,4,5-Trichlorophenol	ND	15	6.0	ug/l	
88-06-2	2,4,6-Trichlorophenol	ND	15	6.0	ug/l	
83-32-9	Acenaphthene	ND	10	5.0	ug/l	
208-96-8	Acenaphthylene	ND	15	5.0	ug/l	
62-53-3	Aniline	ND	10	5.0	ug/l	
120-12-7	Anthracene	ND	10	4.0	ug/l	
103-33-3	Azobenzene	ND	10	5.0	ug/l	
92-87-5	Benzidine	ND	20	6.0	ug/l	
56-55-3	Benzo(a)anthracene	ND	10	2.0	ug/l	
50-32-8	Benzo(a)pyrene	ND	10	2.0	ug/l	
205-99-2	Benzo(b)fluoranthene	ND	10	2.0	ug/l	
191-24-2	Benzo(g,h,i)perylene	ND	10	2.0	ug/l	
207-08-9	Benzo(k)fluoranthene	ND	10	2.0	ug/l	
101-55-3	4-Bromophenyl phenyl ether	ND	15	6.0	ug/l	
85-68-7	Butyl benzyl phthalate	ND	10	3.0	ug/l	
100-51-6	Benzyl Alcohol	ND	10	5.0	ug/l	
91-58-7	2-Chloronaphthalene	ND	10	5.0	ug/l	
106-47-8	4-Chloroaniline	ND	10	5.0	ug/l	
86-74-8	Carbazole	ND	10	3.0	ug/l	
218-01-9	Chrysene	ND	10	2.0	ug/l	
111-91-1	bis(2-Chloroethoxy)methane	ND	15	5.0	ug/l	
111-44-4	bis(2-Chloroethyl)ether	ND	10	4.0	ug/l	
108-60-1	bis(2-Chloroisopropyl)ether	ND	10	4.0	ug/l	

## Method Blank Summary

**Job Number:** C17161  
**Account:** IRISECAO Iris Environmental  
**Project:** Romic Soil Investigation(Romic EPA) - 2081 Bay Road,East Palo Alto,CA

Sample	File ID	DF	Analyzed	By	Prep Date	Prep Batch	Analytical Batch
OP4317-MB	Y9045.D	1	07/27/11	MT	07/27/11	OP4317	EY431

The QC reported here applies to the following samples:

Method: SW846 8270C

C17161-7, C17161-17, C17161-22, C17161-23

CAS No.	Compound	Result	RL	MDL	Units	Q
7005-72-3	4-Chlorophenyl phenyl ether	ND	15	6.0	ug/l	
95-50-1	1,2-Dichlorobenzene	ND	10	4.0	ug/l	
541-73-1	1,3-Dichlorobenzene	ND	10	4.0	ug/l	
106-46-7	1,4-Dichlorobenzene	ND	10	4.0	ug/l	
121-14-2	2,4-Dinitrotoluene	ND	10	5.0	ug/l	
606-20-2	2,6-Dinitrotoluene	ND	15	6.0	ug/l	
91-94-1	3,3'-Dichlorobenzidine	ND	10	5.0	ug/l	
53-70-3	Dibenzo(a,h)anthracene	ND	10	2.0	ug/l	
132-64-9	Dibenzofuran	ND	15	5.0	ug/l	
122-39-4	Diphenylamine	ND	15	5.0	ug/l	
84-74-2	Di-n-butyl phthalate	ND	10	3.0	ug/l	
117-84-0	Di-n-octyl phthalate	ND	10	3.0	ug/l	
84-66-2	Diethyl phthalate	ND	10	5.0	ug/l	
131-11-3	Dimethyl phthalate	ND	10	4.0	ug/l	
117-81-7	bis(2-Ethylhexyl)phthalate	ND	10	3.0	ug/l	
206-44-0	Fluoranthene	ND	10	3.0	ug/l	
86-73-7	Fluorene	ND	15	6.0	ug/l	
118-74-1	Hexachlorobenzene	ND	15	5.0	ug/l	
87-68-3	Hexachlorobutadiene	ND	20	4.0	ug/l	
77-47-4	Hexachlorocyclopentadiene	ND	10	3.0	ug/l	
67-72-1	Hexachloroethane	ND	10	4.0	ug/l	
193-39-5	Indeno(1,2,3-cd)pyrene	ND	10	2.0	ug/l	
78-59-1	Isophorone	ND	15	5.0	ug/l	
90-12-0	1-Methylnaphthalene	ND	10	5.0	ug/l	
91-57-6	2-Methylnaphthalene	ND	10	5.0	ug/l	
88-74-4	2-Nitroaniline	ND	15	6.0	ug/l	
99-09-2	3-Nitroaniline	ND	10	5.0	ug/l	
100-01-6	4-Nitroaniline	ND	10	4.0	ug/l	
91-20-3	Naphthalene	ND	10	5.0	ug/l	
98-95-3	Nitrobenzene	ND	10	5.0	ug/l	
62-75-9	N-Nitrosodimethylamine	ND	20	3.0	ug/l	
621-64-7	N-Nitroso-di-n-propylamine	ND	10	5.0	ug/l	
85-01-8	Phenanthrene	ND	10	5.0	ug/l	
129-00-0	Pyrene	ND	10	3.0	ug/l	
110-86-1	Pyridine	ND	20	2.0	ug/l	
120-82-1	1,2,4-Trichlorobenzene	ND	10	4.0	ug/l	

## Method Blank Summary

**Job Number:** C17161  
**Account:** IRISECAO Iris Environmental  
**Project:** Romic Soil Investigation(Romic EPA) - 2081 Bay Road,East Palo Alto,CA

Sample	File ID	DF	Analyzed	By	Prep Date	Prep Batch	Analytical Batch
OP4317-MB	Y9045.D	1	07/27/11	MT	07/27/11	OP4317	EY431

The QC reported here applies to the following samples:

Method: SW846 8270C

C17161-7, C17161-17, C17161-22, C17161-23

CAS No.	Surrogate Recoveries		Limits
367-12-4	2-Fluorophenol	44%	10-100%
4165-62-2	Phenol-d5	31%	7-100%
118-79-6	2,4,6-Tribromophenol	77%	25-115%
4165-60-0	Nitrobenzene-d5	82%	25-100%
321-60-8	2-Fluorobiphenyl	75%	25-106%
1718-51-0	Terphenyl-d14	98%	35-130%

## Method Blank Summary

**Job Number:** C17161**Account:** IRISECAO Iris Environmental**Project:** Romic Soil Investigation(Romic EPA) - 2081 Bay Road,East Palo Alto,CA

Sample	File ID	DF	Analyzed	By	Prep Date	Prep Batch	Analytical Batch
OP4332-MB	Y9113.D	1	07/30/11	MT	07/29/11	OP4332	EY434

**The QC reported here applies to the following samples:****Method:** SW846 8270C

C17161-1, C17161-13, C17161-18

CAS No.	Compound	Result	RL	MDL	Units	Q
65-85-0	Benzoic acid	ND	1000	890	ug/kg	
95-57-8	2-Chlorophenol	ND	1000	680	ug/kg	
59-50-7	4-Chloro-3-methyl phenol	ND	500	420	ug/kg	
120-83-2	2,4-Dichlorophenol	ND	500	140	ug/kg	
105-67-9	2,4-Dimethylphenol	ND	500	150	ug/kg	
51-28-5	2,4-Dinitrophenol	ND	2500	850	ug/kg	
534-52-1	4,6-Dinitro-o-cresol	ND	2000	1000	ug/kg	
95-48-7	2-Methylphenol	ND	500	170	ug/kg	
	3&4-Methylphenol	ND	500	150	ug/kg	
88-75-5	2-Nitrophenol	ND	500	130	ug/kg	
100-02-7	4-Nitrophenol	ND	2000	1200	ug/kg	
87-86-5	Pentachlorophenol	ND	500	420	ug/kg	
108-95-2	Phenol	ND	2000	1300	ug/kg	
95-95-4	2,4,5-Trichlorophenol	ND	500	120	ug/kg	
88-06-2	2,4,6-Trichlorophenol	ND	500	160	ug/kg	
83-32-9	Acenaphthene	ND	1000	500	ug/kg	
208-96-8	Acenaphthylene	ND	500	200	ug/kg	
62-53-3	Aniline	ND	500	140	ug/kg	
120-12-7	Anthracene	ND	500	100	ug/kg	
103-33-3	Azobenzene	ND	500	170	ug/kg	
92-87-5	Benzidine	ND	2500	730	ug/kg	
56-55-3	Benzo(a)anthracene	ND	500	70	ug/kg	
50-32-8	Benzo(a)pyrene	ND	500	90	ug/kg	
205-99-2	Benzo(b)fluoranthene	ND	500	60	ug/kg	
191-24-2	Benzo(g,h,i)perylene	ND	500	150	ug/kg	
207-08-9	Benzo(k)fluoranthene	ND	500	120	ug/kg	
101-55-3	4-Bromophenyl phenyl ether	ND	500	150	ug/kg	
85-68-7	Butyl benzyl phthalate	ND	500	110	ug/kg	
100-51-6	Benzyl Alcohol	ND	1000	160	ug/kg	
91-58-7	2-Chloronaphthalene	ND	500	180	ug/kg	
106-47-8	4-Chloroaniline	ND	500	140	ug/kg	
86-74-8	Carbazole	ND	500	80	ug/kg	
218-01-9	Chrysene	ND	500	100	ug/kg	
111-91-1	bis(2-Chloroethoxy)methane	ND	500	180	ug/kg	
111-44-4	bis(2-Chloroethyl)ether	ND	500	230	ug/kg	
108-60-1	bis(2-Chloroisopropyl)ether	ND	500	270	ug/kg	

## Method Blank Summary

**Job Number:** C17161**Account:** IRISECAO Iris Environmental**Project:** Romic Soil Investigation(Romic EPA) - 2081 Bay Road,East Palo Alto,CA

Sample	File ID	DF	Analyzed	By	Prep Date	Prep Batch	Analytical Batch
OP4332-MB	Y9113.D	1	07/30/11	MT	07/29/11	OP4332	EY434

**The QC reported here applies to the following samples:****Method:** SW846 8270C

C17161-1, C17161-13, C17161-18

CAS No.	Compound	Result	RL	MDL	Units	Q
7005-72-3	4-Chlorophenyl phenyl ether	ND	500	190	ug/kg	
95-50-1	1,2-Dichlorobenzene	ND	500	160	ug/kg	
541-73-1	1,3-Dichlorobenzene	ND	500	150	ug/kg	
106-46-7	1,4-Dichlorobenzene	ND	500	420	ug/kg	
121-14-2	2,4-Dinitrotoluene	ND	500	460	ug/kg	
606-20-2	2,6-Dinitrotoluene	ND	1000	320	ug/kg	
91-94-1	3,3'-Dichlorobenzidine	ND	2500	140	ug/kg	
53-70-3	Dibenzo(a,h)anthracene	ND	500	130	ug/kg	
132-64-9	Dibenzofuran	ND	500	160	ug/kg	
122-39-4	Diphenylamine	ND	500	120	ug/kg	
84-74-2	Di-n-butyl phthalate	ND	500	100	ug/kg	
117-84-0	Di-n-octyl phthalate	ND	500	130	ug/kg	
84-66-2	Diethyl phthalate	ND	500	170	ug/kg	
131-11-3	Dimethyl phthalate	ND	500	180	ug/kg	
117-81-7	bis(2-Ethylhexyl)phthalate	ND	500	220	ug/kg	
206-44-0	Fluoranthene	ND	500	100	ug/kg	
86-73-7	Fluorene	ND	500	180	ug/kg	
118-74-1	Hexachlorobenzene	ND	500	130	ug/kg	
87-68-3	Hexachlorobutadiene	ND	500	190	ug/kg	
77-47-4	Hexachlorocyclopentadiene	ND	500	140	ug/kg	
67-72-1	Hexachloroethane	ND	500	160	ug/kg	
193-39-5	Indeno(1,2,3-cd)pyrene	ND	500	140	ug/kg	
78-59-1	Isophorone	ND	500	170	ug/kg	
90-12-0	1-Methylnaphthalene	ND	500	160	ug/kg	
91-57-6	2-Methylnaphthalene	ND	500	160	ug/kg	
88-74-4	2-Nitroaniline	ND	500	120	ug/kg	
99-09-2	3-Nitroaniline	ND	500	120	ug/kg	
100-01-6	4-Nitroaniline	ND	500	300	ug/kg	
91-20-3	Naphthalene	ND	500	170	ug/kg	
98-95-3	Nitrobenzene	ND	500	160	ug/kg	
62-75-9	N-Nitrosodimethylamine	ND	5000	2200	ug/kg	
621-64-7	N-Nitroso-di-n-propylamine	ND	1000	550	ug/kg	
85-01-8	Phenanthrene	ND	500	110	ug/kg	
129-00-0	Pyrene	ND	1000	680	ug/kg	
110-86-1	Pyridine	ND	2000	220	ug/kg	
120-82-1	1,2,4-Trichlorobenzene	ND	500	340	ug/kg	

## Method Blank Summary

**Job Number:** C17161  
**Account:** IRISECAO Iris Environmental  
**Project:** Romic Soil Investigation(Romic EPA) - 2081 Bay Road,East Palo Alto,CA

Sample	File ID	DF	Analyzed	By	Prep Date	Prep Batch	Analytical Batch
OP4332-MB	Y9113.D	1	07/30/11	MT	07/29/11	OP4332	EY434

The QC reported here applies to the following samples:

Method: SW846 8270C

C17161-1, C17161-13, C17161-18

CAS No.	Surrogate Recoveries	Limits
367-12-4	2-Fluorophenol	66% 20-100%
4165-62-2	Phenol-d5	67% 20-100%
118-79-6	2,4,6-Tribromophenol	65% 30-100%
4165-60-0	Nitrobenzene-d5	64% 20-100%
321-60-8	2-Fluorobiphenyl	61% 20-106%
1718-51-0	Terphenyl-d14	95% 55-130%



# Blank Spike/Blank Spike Duplicate Summary

**Job Number:** C17161

**Account:** IRISECAO Iris Environmental

**Project:** Romic Soil Investigation(Romic EPA) - 2081 Bay Road,East Palo Alto,CA

Sample	File ID	DF	Analyzed	By	Prep Date	Prep Batch	Analytical Batch
OP4317-BS	Y9046.D	1	07/27/11	MT	07/27/11	OP4317	EY431
OP4317-BSD	Y9047.D	1	07/27/11	MT	07/27/11	OP4317	EY431

The QC reported here applies to the following samples:

Method: SW846 8270C

C17161-7, C17161-17, C17161-22, C17161-23

CAS No.	Compound	Spike ug/l	BSP ug/l	BSP %	BSD ug/l	BSD %	RPD	Limits Rec/RPD
65-85-0	Benzoic Acid	50	9.2	18	9.0	18	2	10-100/30
95-57-8	2-Chlorophenol	25	18.2	73	17.0	68	7	23-103/30
59-50-7	4-Chloro-3-methyl phenol	25	18.5	74	18.3	73	1	17-130/30
120-83-2	2,4-Dichlorophenol	25	19.8	79	19.5	78	2	23-108/30
105-67-9	2,4-Dimethylphenol	25	17.7	71	16.8	67	5	17-91/30
51-28-5	2,4-Dinitrophenol	25	11.7	47	10.3	41	13	17-111/30
534-52-1	4,6-Dinitro-o-cresol	25	14.4	58	14.0	56	3	22-115/30
95-48-7	2-Methylphenol	25	15.5	62	14.8	59	5	25-101/30
	3&4-Methylphenol	25	14.3	57	13.7	55	4	22-105/30
88-75-5	2-Nitrophenol	25	20.4	82	19.5	78	5	19-111/30
100-02-7	4-Nitrophenol	25	8.4	34	8.0	32	5	13-130/30
87-86-5	Pentachlorophenol	25	21.9	88	20.1	80	9	24-130/30
108-95-2	Phenol	25	8.6	34	8.3	33	4	5-130/30
95-95-4	2,4,5-Trichlorophenol	25	21.5	86	21.0	84	2	19-106/30
88-06-2	2,4,6-Trichlorophenol	25	21.1	84	21.1	84	0	18-107/30
83-32-9	Acenaphthene	25	19.1	76	19.3	77	1	25-130/30
208-96-8	Acenaphthylene	25	20.3	81	20.6	82	1	28-105/30
62-53-3	Aniline	25	14.0	56	14.2	57	1	23-98/30
120-12-7	Anthracene	25	20.8	83	21.0	84	1	35-108/30
103-33-3	Azobenzene	25	20.6	82	21.0	84	2	31-110/30
92-87-5	Benzidine	50	33.1	66	30.1	60	9	15-73/30
56-55-3	Benzo(a)anthracene	25	22.7	91	22.6	90	0	33-111/30
50-32-8	Benzo(a)pyrene	25	22.6	90	23.1	92	2	32-106/30
205-99-2	Benzo(b)fluoranthene	25	22.9	92	23.7	95	3	33-109/30
191-24-2	Benzo(g,h,i)perylene	25	19.9	80	19.9	80	0	31-111/30
207-08-9	Benzo(k)fluoranthene	25	24.6	98	24.6	98	0	34-111/30
101-55-3	4-Bromophenyl phenyl ether	25	19.6	78	19.9	80	2	34-107/30
85-68-7	Butyl benzyl phthalate	25	20.1	80	23.3	93	15	29-114/30
100-51-6	Benzyl Alcohol	25	21.9	88	20.8	83	5	24-108/30
91-58-7	2-Chloronaphthalene	25	19.9	80	19.8	79	1	23-130/30
106-47-8	4-Chloroaniline	25	17.2	69	17.9	72	4	23-103/30
86-74-8	Carbazole	25	22.3	89	22.0	88	1	36-109/30
218-01-9	Chrysene	25	22.5	90	22.7	91	1	34-111/30
111-91-1	bis(2-Chloroethoxy)methane	25	20.6	82	20.3	81	1	28-101/30
111-44-4	bis(2-Chloroethyl)ether	25	19.9	80	19.7	79	1	31-108/30
108-60-1	bis(2-Chloroisopropyl)ether	25	21.0	84	20.8	83	1	33-106/30

5.2.1  
5

# Blank Spike/Blank Spike Duplicate Summary

**Job Number:** C17161  
**Account:** IRISECAO Iris Environmental  
**Project:** Romic Soil Investigation(Romic EPA) - 2081 Bay Road,East Palo Alto,CA

Sample	File ID	DF	Analyzed	By	Prep Date	Prep Batch	Analytical Batch
OP4317-BS	Y9046.D	1	07/27/11	MT	07/27/11	OP4317	EY431
OP4317-BSD	Y9047.D	1	07/27/11	MT	07/27/11	OP4317	EY431

**The QC reported here applies to the following samples:** **Method:** SW846 8270C

C17161-7, C17161-17, C17161-22, C17161-23

CAS No.	Compound	Spike ug/l	BSP ug/l	BSP %	BSD ug/l	BSD %	RPD	Limits Rec/RPD
7005-72-3	4-Chlorophenyl phenyl ether	25	19.4	78	19.4	78	0	31-107/30
95-50-1	1,2-Dichlorobenzene	25	19.9	80	19.7	79	1	21-102/30
541-73-1	1,3-Dichlorobenzene	25	18.7	75	18.8	75	1	28-100/30
106-46-7	1,4-Dichlorobenzene	25	19.2	77	19.3	77	1	24-130/30
121-14-2	2,4-Dinitrotoluene	25	20.6	82	21.2	85	3	26-130/30
606-20-2	2,6-Dinitrotoluene	25	20.2	81	20.5	82	1	28-104/30
91-94-1	3,3'-Dichlorobenzidine	50	47.5	95	47.2	94	1	27-105/30
53-70-3	Dibenzo(a,h)anthracene	25	20.1	80	20.1	80	0	32-112/30
132-64-9	Dibenzofuran	25	20.6	82	20.5	82	0	31-108/30
122-39-4	Diphenylamine	25	20.2	81	20.7	83	2	27-110/30
84-74-2	Di-n-butyl phthalate	25	19.5	78	20.8	83	6	32-109/30
117-84-0	Di-n-octyl phthalate	25	24.4	98	25.4	102	4	30-120/30
84-66-2	Diethyl phthalate	25	13.5	54	17.6	70	26	32-109/30
131-11-3	Dimethyl phthalate	25	10.5	42	15.0	60	35* a	33-106/30
117-81-7	bis(2-Ethylhexyl)phthalate	25	22.0	88	24.0	96	9	29-116/30
206-44-0	Fluoranthene	25	21.2	85	20.7	83	2	35-114/30
86-73-7	Fluorene	25	19.9	80	20.3	81	2	31-106/30
118-74-1	Hexachlorobenzene	25	18.3	73	18.8	75	3	32-107/30
87-68-3	Hexachlorobutadiene	25	21.0	84	20.8	83	1	28-107/30
77-47-4	Hexachlorocyclopentadiene	25	15.7	63	15.8	63	1	19-94/30
67-72-1	Hexachloroethane	25	18.9	76	19.0	76	1	25-101/30
193-39-5	Indeno(1,2,3-cd)pyrene	25	19.4	78	19.7	79	2	31-113/30
78-59-1	Isophorone	25	19.3	77	19.5	78	1	26-111/30
90-12-0	1-Methylnaphthalene	25	19.3	77	19.2	77	1	22-102/30
91-57-6	2-Methylnaphthalene	25	19.9	80	19.9	80	0	26-112/30
88-74-4	2-Nitroaniline	25	21.4	86	21.7	87	1	30-109/30
99-09-2	3-Nitroaniline	25	20.0	80	20.4	82	2	22-107/30
100-01-6	4-Nitroaniline	25	23.2	93	22.9	92	1	29-111/30
91-20-3	Naphthalene	25	20.3	81	20.1	80	1	20-104/30
98-95-3	Nitrobenzene	25	20.9	84	21.2	85	1	22-105/30
62-75-9	N-Nitrosodimethylamine	25	12.6	50	12.5	50	1	20-71/30
621-64-7	N-Nitroso-di-n-propylamine	25	21.4	86	21.7	87	1	16-130/30
85-01-8	Phenanthrene	25	20.2	81	20.4	82	1	35-108/30
129-00-0	Pyrene	25	23.4	94	24.4	98	4	35-130/30
110-86-1	Pyridine	25	8.9	36	8.2	33	8	15-77/30
120-82-1	1,2,4-Trichlorobenzene	25	18.8	75	18.9	76	1	15-130/30

5.2.1  
5

# Blank Spike/Blank Spike Duplicate Summary

**Job Number:** C17161  
**Account:** IRISECAO Iris Environmental  
**Project:** Romic Soil Investigation(Romic EPA) - 2081 Bay Road,East Palo Alto,CA

Sample	File ID	DF	Analyzed	By	Prep Date	Prep Batch	Analytical Batch
OP4317-BS	Y9046.D	1	07/27/11	MT	07/27/11	OP4317	EY431
OP4317-BSD	Y9047.D	1	07/27/11	MT	07/27/11	OP4317	EY431

The QC reported here applies to the following samples:

Method: SW846 8270C

C17161-7, C17161-17, C17161-22, C17161-23

CAS No.	Surrogate Recoveries	BSP	BSD	Limits
367-12-4	2-Fluorophenol	45%	43%	10-100%
4165-62-2	Phenol-d5	32%	31%	7-100%
118-79-6	2,4,6-Tribromophenol	81%	80%	25-115%
4165-60-0	Nitrobenzene-d5	82%	82%	25-100%
321-60-8	2-Fluorobiphenyl	76%	76%	25-106%
1718-51-0	Terphenyl-d14	95%	98%	35-130%

(a) Outside laboratory control limits; but within marginal exceedence criteria.

5.2.1  
5

# Blank Spike/Blank Spike Duplicate Summary

**Job Number:** C17161

**Account:** IRISECAO Iris Environmental

**Project:** Romic Soil Investigation(Romic EPA) - 2081 Bay Road,East Palo Alto,CA

Sample	File ID	DF	Analyzed	By	Prep Date	Prep Batch	Analytical Batch
OP4332-BS	Y9101.D	1	07/30/11	MT	07/29/11	OP4332	EY434
OP4332-BSD	Y9102.D	1	07/30/11	MT	07/29/11	OP4332	EY434

The QC reported here applies to the following samples:

Method: SW846 8270C

C17161-1, C17161-13, C17161-18

CAS No.	Compound	Spike ug/kg	BSP ug/kg	BSP %	BSD ug/kg	BSD %	RPD	Limits Rec/RPD
65-85-0	Benzoic acid	5000	3980	80	4090	82	3	24-116/30
95-57-8	2-Chlorophenol	2500	1640	66	1660	66	1	31-130/30
59-50-7	4-Chloro-3-methyl phenol	2500	1850	74	1830	73	1	35-117/30
120-83-2	2,4-Dichlorophenol	2500	1690	68	1630	65	4	40-111/30
105-67-9	2,4-Dimethylphenol	2500	1690	68	1650	66	2	29-109/30
51-28-5	2,4-Dinitrophenol	2500	2690	108	2910	116	8	19-117/30
534-52-1	4,6-Dinitro-o-cresol	2500	2490	100	2680	107	7	28-119/30
95-48-7	2-Methylphenol	2500	1720	69	1700	68	1	33-114/30
	3&4-Methylphenol	2500	1670	67	1690	68	1	34-115/30
88-75-5	2-Nitrophenol	2500	1570	63	1560	62	1	20-116/30
100-02-7	4-Nitrophenol	2500	2400	96	2490	100	4	6-114/30
87-86-5	Pentachlorophenol	2500	2590	104	2550	102	2	10-115/30
108-95-2	Phenol	2500	1690	68	1670	67	1	28-122/30
95-95-4	2,4,5-Trichlorophenol	2500	1860	74	1800	72	3	30-111/30
88-06-2	2,4,6-Trichlorophenol	2500	1710	68	1730	69	1	30-110/30
83-32-9	Acenaphthene	2500	1650	66	1630	65	1	34-129/30
208-96-8	Acenaphthylene	2500	1760	70	1700	68	3	38-118/30
62-53-3	Aniline	2500	1400	56	1300	52	7	28-112/30
120-12-7	Anthracene	2500	2160	86	2130	85	1	41-114/30
103-33-3	Azobenzene	2500	1940	78	1960	78	1	28-114/30
92-87-5	Benzidine	5000	1520	30	1810	36	17	10-156/30
56-55-3	Benzo(a)anthracene	2500	2370	95	2380	95	0	40-116/30
50-32-8	Benzo(a)pyrene	2500	2400	96	2380	95	1	39-112/30
205-99-2	Benzo(b)fluoranthene	2500	2410	96	2340	94	3	40-117/30
191-24-2	Benzo(g,h,i)perylene	2500	2530	101	2490	100	2	36-113/30
207-08-9	Benzo(k)fluoranthene	2500	2390	96	2420	97	1	41-117/30
101-55-3	4-Bromophenyl phenyl ether	2500	1940	78	1830	73	6	30-114/30
85-68-7	Butyl benzyl phthalate	2500	2570	103	2440	98	5	27-110/30
100-51-6	Benzyl Alcohol	2500	1780	71	1770	71	1	31-112/30
91-58-7	2-Chloronaphthalene	2500	1630	65	1590	64	2	37-115/30
106-47-8	4-Chloroaniline	2500	1530	61	1440	58	6	29-95/30
86-74-8	Carbazole	2500	2310	92	2330	93	1	40-116/30
218-01-9	Chrysene	2500	2360	94	2350	94	0	40-117/30
111-91-1	bis(2-Chloroethoxy)methane	2500	1680	67	1630	65	3	31-99/30
111-44-4	bis(2-Chloroethyl)ether	2500	1510	60	1520	61	1	30-106/30
108-60-1	bis(2-Chloroisopropyl)ether	2500	1580	63	1550	62	2	24-104/30

5.2.2  
5

# Blank Spike/Blank Spike Duplicate Summary

**Job Number:** C17161  
**Account:** IRISECAO Iris Environmental  
**Project:** Romic Soil Investigation(Romic EPA) - 2081 Bay Road,East Palo Alto,CA

Sample	File ID	DF	Analyzed	By	Prep Date	Prep Batch	Analytical Batch
OP4332-BS	Y9101.D	1	07/30/11	MT	07/29/11	OP4332	EY434
OP4332-BSD	Y9102.D	1	07/30/11	MT	07/29/11	OP4332	EY434

**The QC reported here applies to the following samples:** **Method:** SW846 8270C

C17161-1, C17161-13, C17161-18

CAS No.	Compound	Spike ug/kg	BSP ug/kg	BSP %	BSD ug/kg	BSD %	RPD	Limits Rec/RPD
7005-72-3	4-Chlorophenyl phenyl ether	2500	1810	72	1790	72	1	30-111/30
95-50-1	1,2-Dichlorobenzene	2500	1450	58	1420	57	2	27-111/30
541-73-1	1,3-Dichlorobenzene	2500	1370	55	1350	54	1	25-116/30
106-46-7	1,4-Dichlorobenzene	2500	1400	56	1410	56	1	27-120/30
121-14-2	2,4-Dinitrotoluene	2500	2180	87	2260	90	4	27-114/30
606-20-2	2,6-Dinitrotoluene	2500	1960	78	1980	79	1	27-114/30
91-94-1	3,3'-Dichlorobenzidine	5000	4310	86	4310	86	0	24-118/30
53-70-3	Dibenzo(a,h)anthracene	2500	2410	96	2480	99	3	37-115/30
132-64-9	Dibenzofuran	2500	1830	73	1790	72	2	28-113/30
122-39-4	Diphenylamine	2500	2110	84	2100	84	0	23-117/30
84-74-2	Di-n-butyl phthalate	2500	2370	95	2340	94	1	29-115/30
117-84-0	Di-n-octyl phthalate	2500	2390	96	2280	91	5	29-127/30
84-66-2	Diethyl phthalate	2500	2120	85	2100	84	1	29-116/30
131-11-3	Dimethyl phthalate	2500	1960	78	1920	77	2	30-110/30
117-81-7	bis(2-Ethylhexyl)phthalate	2500	2450	98	2290	92	7	27-121/30
206-44-0	Fluoranthene	2500	2340	94	2360	94	1	40-120/30
86-73-7	Fluorene	2500	1860	74	1830	73	2	40-119/30
118-74-1	Hexachlorobenzene	2500	2030	81	1950	78	4	28-113/30
87-68-3	Hexachlorobutadiene	2500	1610	64	1540	62	4	29-115/30
77-47-4	Hexachlorocyclopentadiene	2500	1430	57	1400	56	2	26-114/30
67-72-1	Hexachloroethane	2500	1370	55	1340	54	2	24-109/30
193-39-5	Indeno(1,2,3-cd)pyrene	2500	2560	102	2510	100	2	37-114/30
78-59-1	Isophorone	2500	1560	62	1530	61	2	28-117/30
90-12-0	1-Methylnaphthalene	2500	1550	62	1530	61	1	25-113/30
91-57-6	2-Methylnaphthalene	2500	1630	65	1580	63	3	27-113/30
88-74-4	2-Nitroaniline	2500	1970	79	2000	80	2	23-116/30
99-09-2	3-Nitroaniline	2500	1960	78	2000	80	2	29-115/30
100-01-6	4-Nitroaniline	2500	2260	90	2400	96	6	29-114/30
91-20-3	Naphthalene	2500	1580	63	1550	62	2	24-113/30
98-95-3	Nitrobenzene	2500	1560	62	1580	63	1	23-112/30
62-75-9	N-Nitrosodimethylamine	2500	1400	55	1400	56	1	20-108/30
621-64-7	N-Nitroso-di-n-propylamine	2500	1650	66	1660	66	1	26-127/30
85-01-8	Phenanthrene	2500	2180	87	2120	85	3	41-113/30
129-00-0	Pyrene	2500	2350	94	2280	91	3	45-134/30
110-86-1	Pyridine	2500	1020	41	997	40	2	20-78/30
120-82-1	1,2,4-Trichlorobenzene	2500	1500	60	1470	59	2	31-122/30

5.2.2  
 5

# Blank Spike/Blank Spike Duplicate Summary

**Job Number:** C17161  
**Account:** IRISECAO Iris Environmental  
**Project:** Romic Soil Investigation(Romic EPA) - 2081 Bay Road,East Palo Alto,CA

Sample	File ID	DF	Analyzed	By	Prep Date	Prep Batch	Analytical Batch
OP4332-BS	Y9101.D	1	07/30/11	MT	07/29/11	OP4332	EY434
OP4332-BSD	Y9102.D	1	07/30/11	MT	07/29/11	OP4332	EY434

The QC reported here applies to the following samples:

Method: SW846 8270C

C17161-1, C17161-13, C17161-18

CAS No.	Surrogate Recoveries	BSP	BSD	Limits
367-12-4	2-Fluorophenol	66%	66%	20-100%
4165-62-2	Phenol-d5	70%	69%	20-100%
118-79-6	2,4,6-Tribromophenol	87%	85%	30-100%
4165-60-0	Nitrobenzene-d5	65%	65%	20-100%
321-60-8	2-Fluorobiphenyl	68%	64%	20-106%
1718-51-0	Terphenyl-d14	100%	97%	55-130%

5.2.2  
5

# Matrix Spike/Matrix Spike Duplicate Summary

**Job Number:** C17161  
**Account:** IRISECAO Iris Environmental  
**Project:** Romic Soil Investigation(Romic EPA) - 2081 Bay Road,East Palo Alto,CA

Sample	File ID	DF	Analyzed	By	Prep Date	Prep Batch	Analytical Batch
OP4317-MS	Y9051.D	1	07/28/11	MT	07/27/11	OP4317	EY432
OP4317-MSD	Y9052.D	1	07/28/11	MT	07/27/11	OP4317	EY432
C17161-23	Y9053.D	1	07/28/11	MT	07/27/11	OP4317	EY432

The QC reported here applies to the following samples:

Method: SW846 8270C

C17161-7, C17161-17, C17161-22, C17161-23

CAS No.	Compound	C17161-23		MS ug/l	MS %	MSD ug/l	MSD %	RPD	Limits Rec/RPD
		ug/l	Q						
65-85-0	Benzoic Acid	ND	100	25.3	25	34.9	35	32	10-100/40
95-57-8	2-Chlorophenol	ND	50	36.1	72	35.8	72	1	23-103/29
59-50-7	4-Chloro-3-methyl phenol	ND	50	39.4	79	38.6	77	2	17-130/36
120-83-2	2,4-Dichlorophenol	ND	50	39.2	78	39.6	79	1	23-108/26
105-67-9	2,4-Dimethylphenol	ND	50	22.3	45	23.7	47	6	17-91/28
51-28-5	2,4-Dinitrophenol	ND	50	38.2	76	45.4	91	17	17-111/30
534-52-1	4,6-Dinitro-o-cresol	ND	50	34.3	69	39.2	78	13	22-115/26
95-48-7	2-Methylphenol	ND	50	31.1	62	30.1	60	3	25-101/30
	3&4-Methylphenol	ND	50	28.1	56	28.2	56	0	22-105/29
88-75-5	2-Nitrophenol	ND	50	38.5	77	38.4	77	0	19-111/30
100-02-7	4-Nitrophenol	ND	50	19.4	39	20.8	42	7	13-130/34
87-86-5	Pentachlorophenol	ND	50	44.6	89	45.2	90	1	24-130/36
108-95-2	Phenol	ND	50	16.2	32	16.8	34	4	5-130/47
95-95-4	2,4,5-Trichlorophenol	ND	50	42.2	84	41.7	83	1	19-106/23
88-06-2	2,4,6-Trichlorophenol	ND	50	40.3	81	40.4	81	0	18-107/24
83-32-9	Acenaphthene	ND	50	40.3	81	42.0	84	4	25-130/32
208-96-8	Acenaphthylene	ND	50	42.7	85	44.6	89	4	28-105/21
62-53-3	Aniline	ND	50	31.8	64	30.8	62	3	23-98/28
120-12-7	Anthracene	ND	50	45.7	91	47.7	95	4	35-108/19
103-33-3	Azobenzene	ND	50	44.1	88	45.5	91	3	31-110/20
92-87-5	Benzidine	ND	100	37.9	38	30.6	31	21	15-73/23
56-55-3	Benzo(a)anthracene	ND	50	50.4	101	48.8	98	3	33-111/19
50-32-8	Benzo(a)pyrene	ND	50	50.6	101	47.9	96	5	32-106/20
205-99-2	Benzo(b)fluoranthene	ND	50	53.1	106	50.2	100	6	33-109/20
191-24-2	Benzo(g,h,i)perylene	ND	50	40.9	82	38.8	78	5	31-111/21
207-08-9	Benzo(k)fluoranthene	ND	50	54.6	109	49.9	100	9	34-111/20
101-55-3	4-Bromophenyl phenyl ether	ND	50	41.2	82	44.5	89	8	34-107/20
85-68-7	Butyl benzyl phthalate	ND	50	56.7	113	49.6	99	13	29-114/20
100-51-6	Benzyl Alcohol	ND	50	42.9	86	45.2	90	5	24-108/27
91-58-7	2-Chloronaphthalene	ND	50	41.5	83	43.3	87	4	23-130/29
106-47-8	4-Chloroaniline	ND	50	39.0	78	37.6	75	4	23-103/22
86-74-8	Carbazole	ND	50	49.4	99	51.2	102	4	36-109/20
218-01-9	Chrysene	ND	50	50.1	100	48.9	98	2	34-111/19
111-91-1	bis(2-Chloroethoxy)methane	ND	50	41.8	84	44.6	89	6	28-101/28
111-44-4	bis(2-Chloroethyl)ether	ND	50	38.6	77	41.1	82	6	31-108/27
108-60-1	bis(2-Chloroisopropyl)ether	ND	50	40.0	80	42.8	86	7	33-106/27

5.3.1  
5

# Matrix Spike/Matrix Spike Duplicate Summary

**Job Number:** C17161  
**Account:** IRISECAO Iris Environmental  
**Project:** Romic Soil Investigation(Romic EPA) - 2081 Bay Road,East Palo Alto,CA

Sample	File ID	DF	Analyzed	By	Prep Date	Prep Batch	Analytical Batch
OP4317-MS	Y9051.D	1	07/28/11	MT	07/27/11	OP4317	EY432
OP4317-MSD	Y9052.D	1	07/28/11	MT	07/27/11	OP4317	EY432
C17161-23	Y9053.D	1	07/28/11	MT	07/27/11	OP4317	EY432

The QC reported here applies to the following samples:

Method: SW846 8270C

C17161-7, C17161-17, C17161-22, C17161-23

CAS No.	Compound	C17161-23 ug/l	Spike Q	ug/l	MS ug/l	MS %	MSD ug/l	MSD %	RPD	Limits Rec/RPD
7005-72-3	4-Chlorophenyl phenyl ether	ND		50	41.2	82	42.5	85	3	31-107/20
95-50-1	1,2-Dichlorobenzene	ND		50	38.7	77	40.8	82	5	21-102/28
541-73-1	1,3-Dichlorobenzene	ND		50	37.1	74	38.6	77	4	28-100/28
106-46-7	1,4-Dichlorobenzene	ND		50	38.3	77	39.9	80	4	24-130/38
121-14-2	2,4-Dinitrotoluene	ND		50	46.2	92	47.1	94	2	26-130/37
606-20-2	2,6-Dinitrotoluene	ND		50	43.7	87	46.0	92	5	28-104/21
91-94-1	3,3'-Dichlorobenzidine	ND		100	88.6	89	81.2	81	9	27-105/25
53-70-3	Dibenzo(a,h)anthracene	ND		50	41.2	82	38.8	78	6	32-112/20
132-64-9	Dibenzofuran	ND		50	42.9	86	45.0	90	5	31-108/20
122-39-4	Diphenylamine	ND		50	44.3	89	46.3	93	4	27-110/29
84-74-2	Di-n-butyl phthalate	ND		50	48.2	96	48.1	96	0	32-109/20
117-84-0	Di-n-octyl phthalate	ND		50	50.3	101	44.7	89	12	30-120/24
84-66-2	Diethyl phthalate	ND		50	40.4	81	36.7	73	10	32-109/19
131-11-3	Dimethyl phthalate	ND		50	33.5	67	27.2	54	21* a	33-106/19
117-81-7	bis(2-Ethylhexyl)phthalate	ND		50	44.6	89	40.6	81	9	29-116/21
206-44-0	Fluoranthene	ND		50	46.6	93	48.1	96	3	35-114/21
86-73-7	Fluorene	ND		50	42.3	85	44.0	88	4	31-106/19
118-74-1	Hexachlorobenzene	ND		50	39.6	79	42.4	85	7	32-107/20
87-68-3	Hexachlorobutadiene	ND		50	42.8	86	44.7	89	4	28-107/30
77-47-4	Hexachlorocyclopentadiene	ND		50	31.5	63	33.9	68	7	19-94/35
67-72-1	Hexachloroethane	ND		50	38.0	76	39.7	79	4	25-101/29
193-39-5	Indeno(1,2,3-cd)pyrene	ND		50	41.4	83	38.7	77	7	31-113/20
78-59-1	Isophorone	ND		50	39.6	79	42.1	84	6	26-111/26
90-12-0	1-Methylnaphthalene	ND		50	38.8	78	41.3	83	6	22-102/25
91-57-6	2-Methylnaphthalene	ND		50	40.8	82	43.4	87	6	26-112/26
88-74-4	2-Nitroaniline	ND		50	45.9	92	47.9	96	4	30-109/20
99-09-2	3-Nitroaniline	ND		50	45.8	92	42.4	85	8	22-107/21
100-01-6	4-Nitroaniline	ND		50	51.7	103	50.9	102	2	29-111/21
91-20-3	Naphthalene	ND		50	40.5	81	43.1	86	6	20-104/28
98-95-3	Nitrobenzene	ND		50	40.5	81	43.3	87	7	22-105/28
62-75-9	N-Nitrosodimethylamine	ND		50	25.0	50	26.1	52	4	20-71/32
621-64-7	N-Nitroso-di-n-propylamine	ND		50	42.3	85	45.3	91	7	16-130/38
85-01-8	Phenanthrene	ND		50	44.1	88	47.4	95	7	35-108/20
129-00-0	Pyrene	ND		50	56.6	113	55.0	110	3	35-130/29
110-86-1	Pyridine	ND		50	19.0	38	17.7	35	7	15-77/40
120-82-1	1,2,4-Trichlorobenzene	ND		50	37.5	75	39.9	80	6	15-130/29

5.3.1  
5



# Matrix Spike/Matrix Spike Duplicate Summary

**Job Number:** C17161  
**Account:** IRISECAO Iris Environmental  
**Project:** Romic Soil Investigation(Romic EPA) - 2081 Bay Road,East Palo Alto,CA

Sample	File ID	DF	Analyzed	By	Prep Date	Prep Batch	Analytical Batch
OP4317-MS	Y9051.D	1	07/28/11	MT	07/27/11	OP4317	EY432
OP4317-MSD	Y9052.D	1	07/28/11	MT	07/27/11	OP4317	EY432
C17161-23	Y9053.D	1	07/28/11	MT	07/27/11	OP4317	EY432

The QC reported here applies to the following samples:

Method: SW846 8270C

C17161-7, C17161-17, C17161-22, C17161-23

CAS No.	Surrogate Recoveries	MS	MSD	C17161-23	Limits
367-12-4	2-Fluorophenol	44%	45%	45%	10-100%
4165-62-2	Phenol-d5	32%	33%	31%	7-100%
118-79-6	2,4,6-Tribromophenol	73%	75%	69%	25-115%
4165-60-0	Nitrobenzene-d5	79%	87%	80%	25-100%
321-60-8	2-Fluorobiphenyl	79%	82%	80%	25-106%
1718-51-0	Terphenyl-d14	108%	101%	109%	35-130%

(a) Outside laboratory control limits.

5.3.1  
5

# Matrix Spike/Matrix Spike Duplicate Summary

**Job Number:** C17161  
**Account:** IRISECAO Iris Environmental  
**Project:** Romic Soil Investigation(Romic EPA) - 2081 Bay Road,East Palo Alto,CA

Sample	File ID	DF	Analyzed	By	Prep Date	Prep Batch	Analytical Batch
OP4332-MS	Y9103.D	1	07/30/11	MT	07/29/11	OP4332	EY434
OP4332-MSD	Y9104.D	1	07/30/11	MT	07/29/11	OP4332	EY434
C17186-7	Y9107.D	1	07/30/11	MT	07/29/11	OP4332	EY434

The QC reported here applies to the following samples:

Method: SW846 8270C

C17161-1, C17161-13, C17161-18

CAS No.	Compound	C17186-7 ug/kg	Spike Q ug/kg	MS ug/kg	MS %	MSD ug/kg	MSD %	RPD	Limits Rec/RPD
65-85-0	Benzoic acid	ND	4950	630	13* a	650	13* a	3	24-116/36
95-57-8	2-Chlorophenol	ND	2480	1050	42	1090	44	4	31-130/31
59-50-7	4-Chloro-3-methyl phenol	ND	2480	1240	50	1350	54	8	35-117/38
120-83-2	2,4-Dichlorophenol	ND	2480	1060	43	1100	44	4	40-111/30
105-67-9	2,4-Dimethylphenol	ND	2480	1120	45	1170	47	4	29-109/31
51-28-5	2,4-Dinitrophenol	ND	2480	1670	67	1920	77	14	19-117/40
534-52-1	4,6-Dinitro-o-cresol	ND	2480	1830	74	2020	81	10	28-119/37
95-48-7	2-Methylphenol	ND	2480	1120	45	1130	45	1	33-114/29
	3&4-Methylphenol	ND	2480	1080	44	1110	44	3	34-115/31
88-75-5	2-Nitrophenol	ND	2480	1050	42	1060	42	1	20-116/30
100-02-7	4-Nitrophenol	ND	2480	2090	84	2210	88	6	6-114/56
87-86-5	Pentachlorophenol	ND	2480	1920	78	2020	81	5	10-115/39
108-95-2	Phenol	ND	2480	1200	48	1100	45	5	28-122/38
95-95-4	2,4,5-Trichlorophenol	ND	2480	1270	51	1420	57	11	30-111/28
88-06-2	2,4,6-Trichlorophenol	ND	2480	1140	46	1290	52	12	30-110/27
83-32-9	Acenaphthene	ND	2480	1130	46	1270	51	12	34-129/31
208-96-8	Acenaphthylene	ND	2480	1180	48	1300	52	10	38-118/30
62-53-3	Aniline	ND	2480	1030	42	1040	42	1	28-112/38
120-12-7	Anthracene	ND	2480	1880	76	1990	80	6	41-114/29
103-33-3	Azobenzene	ND	2480	1530	62	1690	68	10	28-114/27
92-87-5	Benzidine	ND	4950	1700	34	1880	38	10	10-156/50
56-55-3	Benzo(a)anthracene	ND	2480	2260	91	2270	91	0	40-116/31
50-32-8	Benzo(a)pyrene	ND	2480	2250	91	2280	91	1	39-112/32
205-99-2	Benzo(b)fluoranthene	ND	2480	2260	91	2260	90	0	40-117/31
191-24-2	Benzo(g,h,i)perylene	ND	2480	2370	96	2400	96	1	36-113/32
207-08-9	Benzo(k)fluoranthene	ND	2480	2240	90	2320	93	4	41-117/30
101-55-3	4-Bromophenyl phenyl ether	ND	2480	1570	63	1680	67	7	30-114/26
85-68-7	Butyl benzyl phthalate	ND	2480	2480	100	2460	98	1	27-110/28
100-51-6	Benzyl Alcohol	ND	2480	1180	48	1220	49	3	31-112/34
91-58-7	2-Chloronaphthalene	ND	2480	1100	44	1180	47	7	37-115/28
106-47-8	4-Chloroaniline	ND	2480	1090	44	1140	46	4	29-95/34
86-74-8	Carbazole	ND	2480	2110	85	2180	87	3	40-116/30
218-01-9	Chrysene	ND	2480	2240	90	2250	90	0	40-117/31
111-91-1	bis(2-Chloroethoxy)methane	ND	2480	1100	44	1110	44	1	31-99/30
111-44-4	bis(2-Chloroethyl)ether	ND	2480	1030	42	1030	41	0	30-106/33
108-60-1	bis(2-Chloroisopropyl)ether	ND	2480	1050	42	1060	42	1	24-104/32

5.3.2  
 5

# Matrix Spike/Matrix Spike Duplicate Summary

**Job Number:** C17161  
**Account:** IRISECAO Iris Environmental  
**Project:** Romic Soil Investigation(Romic EPA) - 2081 Bay Road,East Palo Alto,CA

Sample	File ID	DF	Analyzed	By	Prep Date	Prep Batch	Analytical Batch
OP4332-MS	Y9103.D	1	07/30/11	MT	07/29/11	OP4332	EY434
OP4332-MSD	Y9104.D	1	07/30/11	MT	07/29/11	OP4332	EY434
C17186-7	Y9107.D	1	07/30/11	MT	07/29/11	OP4332	EY434

The QC reported here applies to the following samples:

Method: SW846 8270C

C17161-1, C17161-13, C17161-18

CAS No.	Compound	C17186-7 ug/kg	Spike Q	ug/kg	MS ug/kg	MS %	MSD ug/kg	MSD %	RPD	Limits Rec/RPD
7005-72-3	4-Chlorophenyl phenyl ether	ND		2480	1320	53	1470	59	11	30-111/26
95-50-1	1,2-Dichlorobenzene	ND		2480	955	39	967	39	1	27-111/35
541-73-1	1,3-Dichlorobenzene	ND		2480	890	36	924	37	4	25-116/36
106-46-7	1,4-Dichlorobenzene	ND		2480	930	38	941	38	1	27-120/30
121-14-2	2,4-Dinitrotoluene	ND		2480	1780	72	1900	76	7	27-114/38
606-20-2	2,6-Dinitrotoluene	ND		2480	1500	61	1610	64	7	27-114/30
91-94-1	3,3'-Dichlorobenzidine	ND		4950	3990	81	4080	82	2	24-118/31
53-70-3	Dibenzo(a,h)anthracene	ND		2480	2320	94	2350	94	1	37-115/29
132-64-9	Dibenzofuran	ND		2480	1300	53	1420	57	9	28-113/27
122-39-4	Diphenylamine	ND		2480	1700	69	1830	73	7	23-117/28
84-74-2	Di-n-butyl phthalate	ND		2480	2230	90	2240	90	0	29-115/27
117-84-0	Di-n-octyl phthalate	ND		2480	2320	94	2310	92	0	29-127/28
84-66-2	Diethyl phthalate	ND		2480	1730	70	1870	75	8	29-116/27
131-11-3	Dimethyl phthalate	ND		2480	1460	59	1600	64	9	30-110/26
117-81-7	bis(2-Ethylhexyl)phthalate	ND		2480	2380	96	2370	95	0	27-121/29
206-44-0	Fluoranthene	ND		2480	2150	87	2220	89	3	40-120/32
86-73-7	Fluorene	ND		2480	1390	56	1520	61	9	40-119/30
118-74-1	Hexachlorobenzene	ND		2480	1770	72	1790	72	1	28-113/27
87-68-3	Hexachlorobutadiene	ND		2480	1020	41	1090	44	7	29-115/33
77-47-4	Hexachlorocyclopentadiene	ND		2480	823	33	864	35	5	26-114/41
67-72-1	Hexachloroethane	ND		2480	871	35	910	36	4	24-109/38
193-39-5	Indeno(1,2,3-cd)pyrene	ND		2480	2400	97	2430	97	1	37-114/33
78-59-1	Isophorone	ND		2480	1030	42	1070	43	4	28-117/30
90-12-0	1-Methylnaphthalene	ND		2480	1040	42	1060	42	2	25-113/33
91-57-6	2-Methylnaphthalene	ND		2480	1070	43	1110	44	4	27-113/32
88-74-4	2-Nitroaniline	ND		2480	1380	56	1570	63	13	23-116/29
99-09-2	3-Nitroaniline	ND		2480	1630	66	1750	70	7	29-115/31
100-01-6	4-Nitroaniline	ND		2480	2050	83	2170	87	6	29-114/31
91-20-3	Naphthalene	ND		2480	1070	43	1100	44	3	24-113/32
98-95-3	Nitrobenzene	ND		2480	1050	42	1080	43	3	23-112/32
62-75-9	N-Nitrosodimethylamine	ND		2480	940	38	1000	40	6	20-108/34
621-64-7	N-Nitroso-di-n-propylamine	ND		2480	1090	44	1110	44	2	26-127/43
85-01-8	Phenanthrene	ND		2480	1870	76	1970	79	5	41-113/32
129-00-0	Pyrene	ND		2480	2240	90	2240	90	0	45-134/33
110-86-1	Pyridine	ND		2480	609	25	656	26	7	20-78/38
120-82-1	1,2,4-Trichlorobenzene	ND		2480	1030	42	1070	43	4	31-122/44

5.3.2  
 5

# Matrix Spike/Matrix Spike Duplicate Summary

**Job Number:** C17161  
**Account:** IRISECAO Iris Environmental  
**Project:** Romic Soil Investigation(Romic EPA) - 2081 Bay Road,East Palo Alto,CA

Sample	File ID	DF	Analyzed	By	Prep Date	Prep Batch	Analytical Batch
OP4332-MS	Y9103.D	1	07/30/11	MT	07/29/11	OP4332	EY434
OP4332-MSD	Y9104.D	1	07/30/11	MT	07/29/11	OP4332	EY434
C17186-7	Y9107.D	1	07/30/11	MT	07/29/11	OP4332	EY434

The QC reported here applies to the following samples:

Method: SW846 8270C

C17161-1, C17161-13, C17161-18

CAS No.	Surrogate Recoveries	MS	MSD	C17186-7	Limits
367-12-4	2-Fluorophenol	42%	43%	49%	20-100%
4165-62-2	Phenol-d5	44%	44%	50%	20-100%
118-79-6	2,4,6-Tribromophenol	68%	72%	64%	30-100%
4165-60-0	Nitrobenzene-d5	42%	43%	49%	20-100%
321-60-8	2-Fluorobiphenyl	43%	45%	51%	20-106%
1718-51-0	Terphenyl-d14	89%	89%	87%	55-130%

(a) Outside control limits due to matrix interference.

5.3.2  
5

## GC Volatiles

---

## QC Data Summaries

---

Includes the following where applicable:

- Method Blank Summaries
- Blank Spike Summaries
- Matrix Spike and Duplicate Summaries

## Method Blank Summary

**Job Number:** C17161  
**Account:** IRISECAO Iris Environmental  
**Project:** Romic Soil Investigation(Romic EPA) - 2081 Bay Road,East Palo Alto,CA

Sample	File ID	DF	Analyzed	By	Prep Date	Prep Batch	Analytical Batch
GJK891-MB	JK21620.D	1	08/04/11	TT	n/a	n/a	GJK891

The QC reported here applies to the following samples:

Method: SW846 8015B

C17161-7, C17161-17, C17161-22, C17161-23

CAS No.	Compound	Result	RL	MDL	Units	Q
	TPH-GRO (C6-C10)	ND	0.050	0.020	mg/l	

CAS No.	Surrogate Recoveries	Limits
98-08-8	aaa-Trifluorotoluene	95% 64-153%

## Method Blank Summary

**Job Number:** C17161  
**Account:** IRISECAO Iris Environmental  
**Project:** Romic Soil Investigation(Romic EPA) - 2081 Bay Road,East Palo Alto,CA

Sample	File ID	DF	Analyzed	By	Prep Date	Prep Batch	Analytical Batch
GJK892-MB	JK21643.D	1	08/05/11	TT	n/a	n/a	GJK892

The QC reported here applies to the following samples: **Method:** SW846 8015B

C17161-1, C17161-4, C17161-5, C17161-9, C17161-10, C17161-13, C17161-15, C17161-16, C17161-18, C17161-4A

CAS No.	Compound	Result	RL	MDL	Units	Q
	TPH-GRO (C6-C10)	ND	0.10	0.050	mg/kg	

CAS No.	Surrogate Recoveries	Limits
98-08-8	aaa-Trifluorotoluene	87% 60-157%

# Blank Spike/Blank Spike Duplicate Summary

**Job Number:** C17161  
**Account:** IRISECAO Iris Environmental  
**Project:** Romic Soil Investigation(Romic EPA) - 2081 Bay Road,East Palo Alto,CA

Sample	File ID	DF	Analyzed	By	Prep Date	Prep Batch	Analytical Batch
GJK891-BS	JK21618.D	1	08/04/11	TT	n/a	n/a	GJK891
GJK891-BSD	JK21619.D	1	08/04/11	TT	n/a	n/a	GJK891

The QC reported here applies to the following samples: Method: SW846 8015B

C17161-7, C17161-17, C17161-22, C17161-23

CAS No.	Compound	Spike mg/l	BSP mg/l	BSP %	BSD mg/l	BSD %	RPD	Limits Rec/RPD
	TPH-GRO (C6-C10)	0.25	0.308	123	0.296	118	4	65-135/30

CAS No.	Surrogate Recoveries	BSP	BSD	Limits
98-08-8	aaa-Trifluorotoluene	97%	97%	64-153%

6.2.1  
6



# Blank Spike/Blank Spike Duplicate Summary

**Job Number:** C17161  
**Account:** IRISECAO Iris Environmental  
**Project:** Romic Soil Investigation(Romic EPA) - 2081 Bay Road,East Palo Alto,CA

Sample	File ID	DF	Analyzed	By	Prep Date	Prep Batch	Analytical Batch
GJK892-BS	JK21641.D	1	08/05/11	TT	n/a	n/a	GJK892
GJK892-BSD	JK21642.D	1	08/05/11	TT	n/a	n/a	GJK892

The QC reported here applies to the following samples: Method: SW846 8015B

C17161-1, C17161-4, C17161-5, C17161-9, C17161-10, C17161-13, C17161-15, C17161-16, C17161-18, C17161-4A

CAS No.	Compound	Spike mg/kg	BSP mg/kg	BSP %	BSD mg/kg	BSD %	RPD	Limits Rec/RPD
	TPH-GRO (C6-C10)	0.5	0.548	110	0.557	111	2	65-135/30

CAS No.	Surrogate Recoveries	BSP	BSD	Limits
98-08-8	aaa-Trifluorotoluene	86%	86%	60-157%

6.2.2  
6

# Matrix Spike/Matrix Spike Duplicate Summary

**Job Number:** C17161  
**Account:** IRISECAO Iris Environmental  
**Project:** Romic Soil Investigation(Romic EPA) - 2081 Bay Road,East Palo Alto,CA

Sample	File ID	DF	Analyzed	By	Prep Date	Prep Batch	Analytical Batch
C17147-5MS	JK21627.D	1	08/04/11	TT	n/a	n/a	GJK891
C17147-5MSD	JK21628.D	1	08/04/11	TT	n/a	n/a	GJK891
C17147-5	JK21626.D	1	08/04/11	TT	n/a	n/a	GJK891

The QC reported here applies to the following samples: Method: SW846 8015B

C17161-7, C17161-17, C17161-22, C17161-23

CAS No.	Compound	C17147-5 mg/l	Spike Q	mg/l	MS mg/l	MS %	MSD mg/l	MSD %	RPD	Limits Rec/RPD
	TPH-GRO (C6-C10)	0.0397	J	0.25	0.357	127	0.341	121	5	65-135/25

CAS No.	Surrogate Recoveries	MS	MSD	C17147-5	Limits
98-08-8	aaa-Trifluorotoluene	99%	96%	96%	64-153%

6.3.1  
6

# Matrix Spike/Matrix Spike Duplicate Summary

**Job Number:** C17161  
**Account:** IRISECAO Iris Environmental  
**Project:** Romic Soil Investigation(Romic EPA) - 2081 Bay Road,East Palo Alto,CA

Sample	File ID	DF	Analyzed	By	Prep Date	Prep Batch	Analytical Batch
C17161-5MS	JK21654.D	1	08/05/11	TT	n/a	n/a	GJK892
C17161-5MSD	JK21655.D	1	08/05/11	TT	n/a	n/a	GJK892
C17161-5	JK21647.D	1	08/05/11	TT	n/a	n/a	GJK892

The QC reported here applies to the following samples: Method: SW846 8015B

C17161-1, C17161-4, C17161-5, C17161-9, C17161-10, C17161-13, C17161-15, C17161-16, C17161-18, C17161-4A

CAS No.	Compound	C17161-5 mg/kg	Spike mg/kg	MS mg/kg	MS %	MSD mg/kg	MSD %	RPD	Limits Rec/RPD
	TPH-GRO (C6-C10)	ND	0.465	0.456	98	0.490	101	7	65-135/25

CAS No.	Surrogate Recoveries	MS	MSD	C17161-5	Limits
98-08-8	aaa-Trifluorotoluene	87%	86%	87%	60-157%

6.3.2

6

## GC Semi-volatiles

---

## QC Data Summaries

---

Includes the following where applicable:

- Method Blank Summaries
- Blank Spike Summaries
- Matrix Spike and Duplicate Summaries

# Method Blank Summary

**Job Number:** C17161  
**Account:** IRISECAO Iris Environmental  
**Project:** Romic Soil Investigation(Romic EPA) - 2081 Bay Road,East Palo Alto,CA

Sample	File ID	DF	Analyzed	By	Prep Date	Prep Batch	Analytical Batch
OP4315-MB	OO22862.D	1	07/28/11	RV	07/27/11	OP4315	G00730

**The QC reported here applies to the following samples:** **Method:** SW846 8081A

C17161-1, C17161-13, C17161-18

CAS No.	Compound	Result	RL	MDL	Units	Q
309-00-2	Aldrin	ND	25	10	ug/kg	
319-84-6	alpha-BHC	ND	25	11	ug/kg	
319-85-7	beta-BHC	ND	25	3.5	ug/kg	
319-86-8	delta-BHC	ND	25	3.5	ug/kg	
58-89-9	gamma-BHC (Lindane)	ND	25	7.5	ug/kg	
12789-03-6	Chlordane	ND	100	100	ug/kg	
60-57-1	Dieldrin	ND	25	3.0	ug/kg	
72-54-8	4,4' -DDD	ND	25	3.5	ug/kg	
72-55-9	4,4' -DDE	ND	25	3.0	ug/kg	
50-29-3	4,4' -DDT	ND	25	3.0	ug/kg	
72-20-8	Endrin	ND	25	3.0	ug/kg	
7421-93-4	Endrin aldehyde	ND	25	6.0	ug/kg	
959-98-8	Endosulfan-I	ND	25	3.5	ug/kg	
33213-65-9	Endosulfan-II	ND	25	3.5	ug/kg	
1031-07-8	Endosulfan sulfate	ND	25	8.0	ug/kg	
76-44-8	Heptachlor	ND	25	6.0	ug/kg	
1024-57-3	Heptachlor epoxide	ND	25	4.0	ug/kg	
72-43-5	Methoxychlor	ND	25	3.5	ug/kg	
8001-35-2	Toxaphene	ND	100	100	ug/kg	

CAS No.	Surrogate Recoveries	Limits	
877-09-8	Tetrachloro-m-xylene	68%	35-132%
877-09-8	Tetrachloro-m-xylene	71%	35-132%
2051-24-3	Decachlorobiphenyl	82%	35-132%
2051-24-3	Decachlorobiphenyl	101%	35-132%

7.1.1  
7

# Method Blank Summary

**Job Number:** C17161  
**Account:** IRISECAO Iris Environmental  
**Project:** Romic Soil Investigation(Romic EPA) - 2081 Bay Road,East Palo Alto,CA

Sample	File ID	DF	Analyzed	By	Prep Date	Prep Batch	Analytical Batch
OP4323-MB	OO23002.D	1	07/31/11	RV	07/28/11	OP4323	G00733

**The QC reported here applies to the following samples:** **Method:** SW846 8081A

C17161-7, C17161-17, C17161-22, C17161-23

CAS No.	Compound	Result	RL	MDL	Units	Q
309-00-2	Aldrin	ND	0.025	0.0030	ug/l	
319-84-6	alpha-BHC	ND	0.025	0.0030	ug/l	
319-85-7	beta-BHC	ND	0.025	0.0040	ug/l	
319-86-8	delta-BHC	ND	0.025	0.0040	ug/l	
58-89-9	gamma-BHC (Lindane)	ND	0.025	0.0040	ug/l	
12789-03-6	Chlordane	ND	0.20	0.20	ug/l	
60-57-1	Dieldrin	ND	0.025	0.0030	ug/l	
72-54-8	4,4' -DDD	ND	0.025	0.0030	ug/l	
72-55-9	4,4' -DDE	ND	0.025	0.0030	ug/l	
50-29-3	4,4' -DDT	ND	0.025	0.0030	ug/l	
72-20-8	Endrin	ND	0.025	0.0030	ug/l	
7421-93-4	Endrin aldehyde	ND	0.025	0.0030	ug/l	
959-98-8	Endosulfan-I	ND	0.025	0.0040	ug/l	
33213-65-9	Endosulfan-II	ND	0.025	0.0040	ug/l	
1031-07-8	Endosulfan sulfate	ND	0.025	0.0050	ug/l	
76-44-8	Heptachlor	ND	0.025	0.0040	ug/l	
1024-57-3	Heptachlor epoxide	ND	0.025	0.0040	ug/l	
72-43-5	Methoxychlor	ND	0.025	0.0030	ug/l	
8001-35-2	Toxaphene	ND	0.20	0.20	ug/l	

CAS No.	Surrogate Recoveries	Limits	
877-09-8	Tetrachloro-m-xylene	46%	44-140%
877-09-8	Tetrachloro-m-xylene	50%	44-140%
2051-24-3	Decachlorobiphenyl	58%	44-140%
2051-24-3	Decachlorobiphenyl	67%	44-140%

7.1.2  
7

# Method Blank Summary

**Job Number:** C17161  
**Account:** IRISECAO Iris Environmental  
**Project:** Romic Soil Investigation(Romic EPA) - 2081 Bay Road,East Palo Alto,CA

Sample	File ID	DF	Analyzed	By	Prep Date	Prep Batch	Analytical Batch
OP4316-MB	PP20510.D	1	07/28/11	RV	07/27/11	OP4316	GPP693

The QC reported here applies to the following samples: Method: SW846 8082

C17161-1, C17161-13, C17161-18

CAS No.	Compound	Result	RL	MDL	Units	Q
12674-11-2	Aroclor 1016	ND	100	17	ug/kg	
11104-28-2	Aroclor 1221	ND	100	50	ug/kg	
11141-16-5	Aroclor 1232	ND	100	50	ug/kg	
53469-21-9	Aroclor 1242	ND	100	50	ug/kg	
12672-29-6	Aroclor 1248	ND	100	50	ug/kg	
11097-69-1	Aroclor 1254	ND	100	50	ug/kg	
11096-82-5	Aroclor 1260	ND	100	20	ug/kg	

CAS No.	Surrogate Recoveries	Limits	
877-09-8	Tetrachloro-m-xylene	75%	45-108%
877-09-8	Tetrachloro-m-xylene	79%	45-108%
2051-24-3	Decachlorobiphenyl	94%	54-121%
2051-24-3	Decachlorobiphenyl	82%	54-121%

7.1.3  
7

## Method Blank Summary

**Job Number:** C17161  
**Account:** IRISECAO Iris Environmental  
**Project:** Romic Soil Investigation(Romic EPA) - 2081 Bay Road,East Palo Alto,CA

Sample	File ID	DF	Analyzed	By	Prep Date	Prep Batch	Analytical Batch
OP4324-MB	PP20540.D	1	07/28/11	RV	07/28/11	OP4324	GPP694

The QC reported here applies to the following samples:

Method: SW846 8082

C17161-7, C17161-17, C17161-22, C17161-23

CAS No.	Compound	Result	RL	MDL	Units	Q
12674-11-2	Aroclor 1016	ND	0.10	0.020	ug/l	
11104-28-2	Aroclor 1221	ND	0.10	0.050	ug/l	
11141-16-5	Aroclor 1232	ND	0.10	0.050	ug/l	
53469-21-9	Aroclor 1242	ND	0.10	0.050	ug/l	
12672-29-6	Aroclor 1248	ND	0.10	0.050	ug/l	
11097-69-1	Aroclor 1254	ND	0.10	0.050	ug/l	
11096-82-5	Aroclor 1260	ND	0.10	0.030	ug/l	

CAS No.	Surrogate Recoveries	Limits	
877-09-8	Tetrachloro-m-xylene	61%	41-134%
877-09-8	Tetrachloro-m-xylene	46%	41-134%
2051-24-3	Decachlorobiphenyl	76%	41-134%
2051-24-3	Decachlorobiphenyl	62%	41-134%



## Method Blank Summary

**Job Number:** C17161  
**Account:** IRISECAO Iris Environmental  
**Project:** Romic Soil Investigation(Romic EPA) - 2081 Bay Road,East Palo Alto,CA

Sample	File ID	DF	Analyzed	By	Prep Date	Prep Batch	Analytical Batch
OP4309-MB	GG27185.D	1	07/27/11	JH	07/26/11	OP4309	GGG730

The QC reported here applies to the following samples:

Method: SW846 8015B M

C17161-1, C17161-4, C17161-5

CAS No.	Compound	Result	RL	MDL	Units	Q
	TPH (C10-C28)	ND	10	5.0	mg/kg	
	TPH (> C28-C40)	ND	20	10	mg/kg	

CAS No.	Surrogate Recoveries	Limits
630-01-3	Hexacosane	77% 45-140%

## Method Blank Summary

**Job Number:** C17161  
**Account:** IRISECAO Iris Environmental  
**Project:** Romic Soil Investigation(Romic EPA) - 2081 Bay Road,East Palo Alto,CA

Sample	File ID	DF	Analyzed	By	Prep Date	Prep Batch	Analytical Batch
OP4318-MB	GG27254.D	1	07/28/11	JH	07/27/11	OP4318	GGG731

The QC reported here applies to the following samples:

Method: SW846 8015B M

C17161-9, C17161-10, C17161-13, C17161-15, C17161-16, C17161-18, C17161-4A

CAS No.	Compound	Result	RL	MDL	Units	Q
	TPH (C10-C28)	ND	10	5.0	mg/kg	
	TPH (> C28-C40)	ND	20	10	mg/kg	

CAS No.	Surrogate Recoveries	Limits
630-01-3	Hexacosane	63% 45-140%

## Method Blank Summary

**Job Number:** C17161  
**Account:** IRISECAO Iris Environmental  
**Project:** Romic Soil Investigation(Romic EPA) - 2081 Bay Road,East Palo Alto,CA

Sample	File ID	DF	Analyzed	By	Prep Date	Prep Batch	Analytical Batch
OP4320-MB	GG27248.D	1	07/28/11	JH	07/28/11	OP4320	GGG731

The QC reported here applies to the following samples:

Method: SW846 8015B M

C17161-7, C17161-17, C17161-22, C17161-23

CAS No.	Compound	Result	RL	MDL	Units	Q
	TPH (C10-C28)	ND	0.10	0.050	mg/l	
	TPH (> C28-C40)	ND	0.20	0.10	mg/l	

CAS No.	Surrogate Recoveries	Limits
630-01-3	Hexacosane	75% 45-140%

7.1.7  
7

# Blank Spike/Blank Spike Duplicate Summary

**Job Number:** C17161  
**Account:** IRISECAO Iris Environmental  
**Project:** Romic Soil Investigation(Romic EPA) - 2081 Bay Road,East Palo Alto,CA

Sample	File ID	DF	Analyzed	By	Prep Date	Prep Batch	Analytical Batch
OP4315-BS	OO22860.D	1	07/28/11	RV	07/27/11	OP4315	G00730
OP4315-BSD	OO22861.D	1	07/28/11	RV	07/27/11	OP4315	G00730

The QC reported here applies to the following samples: Method: SW846 8081A

C17161-1, C17161-13, C17161-18

CAS No.	Compound	Spike ug/kg	BSP ug/kg	BSP %	BSD ug/kg	BSD %	RPD	Limits Rec/RPD
309-00-2	Aldrin	100	71.8	72	78.8	79	9	40-140/30
319-84-6	alpha-BHC	100	75.4	75	81.6	82	8	40-140/30
319-85-7	beta-BHC	100	79.7	80	84.9	85	6	40-140/30
319-86-8	delta-BHC	100	83.0	83	88.3	88	6	40-140/30
58-89-9	gamma-BHC (Lindane)	100	75.8	76	82.5	83	8	40-140/30
60-57-1	Dieldrin	100	80.5	81	84.4	84	5	40-145/30
72-54-8	4,4'-DDD	100	93.5	94	96.1	96	3	40-140/30
72-55-9	4,4'-DDE	100	83.1	83	86.6	87	4	40-140/30
50-29-3	4,4'-DDT	100	88.3	88	90.0	90	2	40-140/30
72-20-8	Endrin	100	85.7	86	89.3	89	4	40-140/30
7421-93-4	Endrin aldehyde	100	92.0	92	96.4	96	5	40-140/30
959-98-8	Endosulfan-I	100	84.8	85	89.6	90	6	40-140/30
33213-65-9	Endosulfan-II	100	95.8	96	98.6	99	3	40-140/30
1031-07-8	Endosulfan sulfate	100	101	101	103	103	2	40-140/30
76-44-8	Heptachlor	100	81.4	81	87.7	88	7	40-140/30
1024-57-3	Heptachlor epoxide	100	80.6	81	86.6	87	7	40-140/30
72-43-5	Methoxychlor	100	94.9	95	96.7	97	2	40-140/30

CAS No.	Surrogate Recoveries	BSP	BSD	Limits
877-09-8	Tetrachloro-m-xylene	70%	74%	35-132%
877-09-8	Tetrachloro-m-xylene	73%	78%	35-132%
2051-24-3	Decachlorobiphenyl	87%	88%	35-132%
2051-24-3	Decachlorobiphenyl	104%	108%	35-132%

7.2.1  
7

# Blank Spike/Blank Spike Duplicate Summary

**Job Number:** C17161  
**Account:** IRISECAO Iris Environmental  
**Project:** Romic Soil Investigation(Romic EPA) - 2081 Bay Road,East Palo Alto,CA

Sample	File ID	DF	Analyzed	By	Prep Date	Prep Batch	Analytical Batch
OP4323-BS2	OO22998.D	1	07/31/11	RV	07/28/11	OP4323	GOO733
OP4323-BSD2	OO22999.D	1	07/31/11	RV	07/28/11	OP4323	GOO733

The QC reported here applies to the following samples: Method: SW846 8081A

C17161-7, C17161-17, C17161-22, C17161-23

CAS No.	Compound	Spike ug/l	BSP ug/l	BSP %	BSD ug/l	BSD %	RPD	Limits Rec/RPD
8001-35-2	Toxaphene	0.4	0.37	93	0.37	93	0	35-130/30

CAS No.	Surrogate Recoveries	BSP	BSD	Limits
877-09-8	Tetrachloro-m-xylene	52%	54%	44-140%
877-09-8	Tetrachloro-m-xylene	53%	55%	44-140%
2051-24-3	Decachlorobiphenyl	59%	62%	44-140%
2051-24-3	Decachlorobiphenyl	66%	69%	44-140%

7.2.2  
7

# Blank Spike/Blank Spike Duplicate Summary

**Job Number:** C17161  
**Account:** IRISECAO Iris Environmental  
**Project:** Romic Soil Investigation(Romic EPA) - 2081 Bay Road,East Palo Alto,CA

Sample	File ID	DF	Analyzed	By	Prep Date	Prep Batch	Analytical Batch
OP4323-BS	OO23000.D	1	07/31/11	RV	07/28/11	OP4323	G00733
OP4323-BSD	OO23001.D	1	07/31/11	RV	07/28/11	OP4323	G00733

The QC reported here applies to the following samples: Method: SW846 8081A

C17161-7, C17161-17, C17161-22, C17161-23

CAS No.	Compound	Spike ug/l	BSP ug/l	BSP %	BSD ug/l	BSD %	RPD	Limits Rec/RPD
309-00-2	Aldrin	0.1	0.061	61	0.054	54	12	35-130/30
319-84-6	alpha-BHC	0.1	0.056	56	0.046	46	20	35-130/30
319-85-7	beta-BHC	0.1	0.058	58	0.048	48	19	35-130/30
319-86-8	delta-BHC	0.1	0.067	67	0.057	57	16	35-130/30
58-89-9	gamma-BHC (Lindane)	0.1	0.060	60	0.052	52	14	35-130/30
60-57-1	Dieldrin	0.1	0.064	64	0.063	63	2	35-130/30
72-54-8	4,4'-DDD	0.1	0.073	73	0.068	68	7	35-130/30
72-55-9	4,4'-DDE	0.1	0.065	65	0.061	61	6	35-130/30
50-29-3	4,4'-DDT	0.1	0.070	70	0.066	66	6	35-130/30
72-20-8	Endrin	0.1	0.083	83	0.070	70	17	35-130/30
7421-93-4	Endrin aldehyde	0.1	0.076	76	0.068	68	11	35-130/30
959-98-8	Endosulfan-I	0.1	0.063	63	0.057	57	10	35-130/30
33213-65-9	Endosulfan-II	0.1	0.075	75	0.068	68	10	35-130/30
1031-07-8	Endosulfan sulfate	0.1	0.072	72	0.065	65	10	35-130/30
76-44-8	Heptachlor	0.1	0.066	66	0.058	58	13	35-130/30
1024-57-3	Heptachlor epoxide	0.1	0.062	62	0.055	55	12	35-130/30
72-43-5	Methoxychlor	0.1	0.072	72	0.067	67	7	35-130/30

CAS No.	Surrogate Recoveries	BSP	BSD	Limits
877-09-8	Tetrachloro-m-xylene	44%	50%	44-140%
877-09-8	Tetrachloro-m-xylene	46%	54%	44-140%
2051-24-3	Decachlorobiphenyl	60%	62%	44-140%
2051-24-3	Decachlorobiphenyl	67%	72%	44-140%

7.2.3  
7

# Blank Spike/Blank Spike Duplicate Summary

**Job Number:** C17161  
**Account:** IRISECAO Iris Environmental  
**Project:** Romic Soil Investigation(Romic EPA) - 2081 Bay Road, East Palo Alto, CA

Sample	File ID	DF	Analyzed	By	Prep Date	Prep Batch	Analytical Batch
OP4316-BS	PP20511.D	1	07/28/11	RV	07/27/11	OP4316	GPP693
OP4316-BSD	PP20512.D	1	07/28/11	RV	07/27/11	OP4316	GPP693

The QC reported here applies to the following samples: Method: SW846 8082

C17161-1, C17161-13, C17161-18

CAS No.	Compound	Spike ug/kg	BSP ug/kg	BSP %	BSD ug/kg	BSD %	RPD	Limits Rec/RPD
12674-11-2	Aroclor 1016	400	275	69	303	76	10	40-145/30
11096-82-5	Aroclor 1260	400	316	79	347	87	9	40-145/30

CAS No.	Surrogate Recoveries	BSP	BSD	Limits
877-09-8	Tetrachloro-m-xylene	66%	75%	45-108%
877-09-8	Tetrachloro-m-xylene	67%	78%	45-108%
2051-24-3	Decachlorobiphenyl	90%	99%	54-121%
2051-24-3	Decachlorobiphenyl	79%	89%	54-121%

7.2.4  
7

# Blank Spike/Blank Spike Duplicate Summary

**Job Number:** C17161  
**Account:** IRISECAO Iris Environmental  
**Project:** Romic Soil Investigation(Romic EPA) - 2081 Bay Road,East Palo Alto,CA

Sample	File ID	DF	Analyzed	By	Prep Date	Prep Batch	Analytical Batch
OP4324-BS	PP20541.D	1	07/28/11	RV	07/28/11	OP4324	GPP694
OP4324-BSD	PP20542.D	1	07/28/11	RV	07/28/11	OP4324	GPP694

The QC reported here applies to the following samples: Method: SW846 8082

C17161-7, C17161-17, C17161-22, C17161-23

CAS No.	Compound	Spike ug/l	BSP ug/l	BSP %	BSD ug/l	BSD %	RPD	Limits Rec/RPD
12674-11-2	Aroclor 1016	0.4	0.30	75	0.30	75	0	40-140/30
11096-82-5	Aroclor 1260	0.4	0.32	80	0.32	80	0	40-140/30

CAS No.	Surrogate Recoveries	BSP	BSD	Limits
877-09-8	Tetrachloro-m-xylene	72%	65%	41-134%
877-09-8	Tetrachloro-m-xylene	64%	57%	41-134%
2051-24-3	Decachlorobiphenyl	87%	79%	41-134%
2051-24-3	Decachlorobiphenyl	72%	66%	41-134%

7.2.5  
7



# Blank Spike/Blank Spike Duplicate Summary

**Job Number:** C17161  
**Account:** IRISECAO Iris Environmental  
**Project:** Romic Soil Investigation(Romic EPA) - 2081 Bay Road, East Palo Alto, CA

Sample	File ID	DF	Analyzed	By	Prep Date	Prep Batch	Analytical Batch
OP4309-BS	GG27186.D	1	07/27/11	JH	07/26/11	OP4309	GGG730
OP4309-BSD	GG27187.D	1	07/27/11	JH	07/26/11	OP4309	GGG730

The QC reported here applies to the following samples: Method: SW846 8015B M

C17161-1, C17161-4, C17161-5

CAS No.	Compound	Spike mg/kg	BSP mg/kg	BSP %	BSD mg/kg	BSD %	RPD	Limits Rec/RPD
	TPH (C10-C28)	100	65.1	65	65.3	65	0	45-140/30
	TPH (> C28-C40)	100	63.8	64	63.6	64	0	45-140/30

CAS No.	Surrogate Recoveries	BSP	BSD	Limits
630-01-3	Hexacosane	76%	74%	45-140%

7.2.6  
7

# Blank Spike/Blank Spike Duplicate Summary

**Job Number:** C17161  
**Account:** IRISECAO Iris Environmental  
**Project:** Romic Soil Investigation(Romic EPA) - 2081 Bay Road,East Palo Alto,CA

Sample	File ID	DF	Analyzed	By	Prep Date	Prep Batch	Analytical Batch
OP4309-BS	GG27186.D	1	07/27/11	JH	07/26/11	OP4309	GGG730
OP4309-BSD	HH15676.D	1	07/29/11	JH	07/26/11	OP4309	GHH532

The QC reported here applies to the following samples: Method: SW846 8015B M

C17161-1, C17161-4, C17161-5

CAS No.	Compound	Spike mg/kg	BSP mg/kg	BSP %	BSD mg/kg	BSD %	RPD	Limits Rec/RPD
	TPH (C10-C28)	100	65.1	65	67.6	68	2	45-140/30
	TPH (> C28-C40)	100	63.8	64	69.1	69	3	45-140/30

CAS No.	Surrogate Recoveries	BSP	BSD	Limits
630-01-3	Hexacosane	76%	71%	45-140%

7.2.7  
7

# Blank Spike/Blank Spike Duplicate Summary

**Job Number:** C17161  
**Account:** IRISECAO Iris Environmental  
**Project:** Romic Soil Investigation(Romic EPA) - 2081 Bay Road,East Palo Alto,CA

Sample	File ID	DF	Analyzed	By	Prep Date	Prep Batch	Analytical Batch
OP4318-BS	GG27255.D	1	07/28/11	JH	07/27/11	OP4318	GGG731
OP4318-BSD	GG27256.D	1	07/29/11	JH	07/27/11	OP4318	GGG731

The QC reported here applies to the following samples: Method: SW846 8015B M

C17161-9, C17161-10, C17161-13, C17161-15, C17161-16, C17161-18, C17161-4A

CAS No.	Compound	Spike mg/kg	BSP mg/kg	BSP %	BSD mg/kg	BSD %	RPD	Limits Rec/RPD
	TPH (C10-C28)	100	53.3	53	56.8	57	6	45-140/30
	TPH (> C28-C40)	100	52.9	53	65.0	65	21	45-140/30

CAS No.	Surrogate Recoveries	BSP	BSD	Limits
630-01-3	Hexacosane	63%	83%	45-140%

7.2.8  
7

# Blank Spike/Blank Spike Duplicate Summary

**Job Number:** C17161  
**Account:** IRISECAO Iris Environmental  
**Project:** Romic Soil Investigation(Romic EPA) - 2081 Bay Road,East Palo Alto,CA

Sample	File ID	DF	Analyzed	By	Prep Date	Prep Batch	Analytical Batch
OP4320-BS	GG27249.D	1	07/28/11	JH	07/28/11	OP4320	GGG731
OP4320-BSD	GG27250.D	1	07/28/11	JH	07/28/11	OP4320	GGG731

The QC reported here applies to the following samples: Method: SW846 8015B M

C17161-7, C17161-17, C17161-22, C17161-23

CAS No.	Compound	Spike mg/l	BSP mg/l	BSP %	BSD mg/l	BSD %	RPD	Limits Rec/RPD
	TPH (C10-C28)	1	0.716	72	0.726	73	1	45-140/30
	TPH (> C28-C40)	1	0.626	63	0.683	68	9	45-140/30

CAS No.	Surrogate Recoveries	BSP	BSD	Limits
630-01-3	Hexacosane	70%	80%	45-140%

7.2.9

7

# Matrix Spike/Matrix Spike Duplicate Summary

**Job Number:** C17161  
**Account:** IRISECAO Iris Environmental  
**Project:** Romic Soil Investigation(Romic EPA) - 2081 Bay Road,East Palo Alto,CA

Sample	File ID	DF	Analyzed	By	Prep Date	Prep Batch	Analytical Batch
OP4315-MS2	OO22786.D	5	07/27/11	RV	07/27/11	OP4315	G00728
OP4315-MSD2	OO22787.D	5	07/27/11	RV	07/27/11	OP4315	G00728
C17019-28	OO22856.D	1	07/28/11	RV	07/27/11	OP4315	G00730

The QC reported here applies to the following samples: Method: SW846 8081A

C17161-1, C17161-13, C17161-18

CAS No.	Compound	C17019-28 ug/kg	Spike Q ug/kg	MS ug/kg	MS %	MSD ug/kg	MSD %	RPD	Limits Rec/RPD
309-00-2	Aldrin	ND	100	77.2	77	80.6	81	4	40-140/40
319-84-6	alpha-BHC	ND	100	73.0	73	77.1	77	5	40-140/40
319-85-7	beta-BHC	ND	100	106	106	106	106	0	40-140/40
319-86-8	delta-BHC	ND	100	98.6	99	98.7	99	0	40-140/40
58-89-9	gamma-BHC (Lindane)	ND	100	79.2	79	82.9	83	5	40-140/40
60-57-1	Dieldrin	ND	100	84.8	85	86.1	86	2	40-145/40
72-54-8	4,4'-DDD	ND	100	93.2	93	90.6	91	3	40-140/40
72-55-9	4,4'-DDE	ND	100	85.1	85	85.0	85	0	40-140/40
50-29-3	4,4'-DDT	ND	100	74.8	75	70.2	70	6	40-140/40
72-20-8	Endrin	ND	100	86.7	87	86.7	87	0	40-145/40
7421-93-4	Endrin aldehyde	ND	100	111	111	115	115	4	40-140/40
959-98-8	Endosulfan-I	ND	100	98.7	99	99.1	99	0	40-140/40
33213-65-9	Endosulfan-II	ND	100	108	108	102	102	6	40-140/40
1031-07-8	Endosulfan sulfate	ND	100	110	110	111	111	1	40-140/40
76-44-8	Heptachlor	ND	100	89.3	89	92.9	93	4	40-140/40
1024-57-3	Heptachlor epoxide	ND	100	95.0	95	96.5	97	2	40-140/40
72-43-5	Methoxychlor	ND	100	90.8	91	109	109	18	40-140/40

CAS No.	Surrogate Recoveries	MS	MSD	C17019-28	Limits
877-09-8	Tetrachloro-m-xylene	78%	81%	55%	35-132%
877-09-8	Tetrachloro-m-xylene	89%	91%	58%	35-132%
2051-24-3	Decachlorobiphenyl	102%	97%	84%	35-132%
2051-24-3	Decachlorobiphenyl	113%	115%	100%	35-132%

7.3.1  
7

# Matrix Spike/Matrix Spike Duplicate Summary

**Job Number:** C17161  
**Account:** IRISECAO Iris Environmental  
**Project:** Romic Soil Investigation(Romic EPA) - 2081 Bay Road,East Palo Alto,CA

Sample	File ID	DF	Analyzed	By	Prep Date	Prep Batch	Analytical Batch
OP4316-MS	PP20507.D	5	07/27/11	RV	07/27/11	OP4316	GPP693
OP4316-MSD	PP20508.D	5	07/27/11	RV	07/27/11	OP4316	GPP693
C17161-13	PP20529.D	1	07/28/11	RV	07/27/11	OP4316	GPP694

The QC reported here applies to the following samples: Method: SW846 8082

C17161-1, C17161-13, C17161-18

CAS No.	Compound	C17161-13 ug/kg	Spike Q	ug/kg	MS ug/kg	MS %	MSD ug/kg	MSD %	RPD	Limits Rec/RPD
12674-11-2	Aroclor 1016	ND		400	415	104	424	106	2	40-145/40
11096-82-5	Aroclor 1260	28.8	J	400	509	120	563	134	10	40-145/40

CAS No.	Surrogate Recoveries	MS	MSD	C17161-13	Limits
877-09-8	Tetrachloro-m-xylene	88%	80%	82%	45-108%
877-09-8	Tetrachloro-m-xylene	85%	76%	79%	45-108%
2051-24-3	Decachlorobiphenyl	103%	92%	84%	54-121%
2051-24-3	Decachlorobiphenyl	89%	75%	72%	54-121%

7.3.2  
7

# Matrix Spike/Matrix Spike Duplicate Summary

**Job Number:** C17161  
**Account:** IRISECAO Iris Environmental  
**Project:** Romic Soil Investigation(Romic EPA) - 2081 Bay Road,East Palo Alto,CA

Sample	File ID	DF	Analyzed	By	Prep Date	Prep Batch	Analytical Batch
OP4309-MS	GG27213.D	1	07/27/11	JH	07/26/11	OP4309	GGG730
OP4309-MSD	GG27214.D	1	07/28/11	JH	07/26/11	OP4309	GGG730
C17127-35	GG27210.D	1	07/27/11	JH	07/26/11	OP4309	GGG730

The QC reported here applies to the following samples:

Method: SW846 8015B M

C17161-1, C17161-4, C17161-5

CAS No.	Compound	C17127-35 mg/kg	Spike mg/kg	MS mg/kg	MS %	MSD mg/kg	MSD %	RPD	Limits Rec/RPD
	TPH (C10-C28)	ND	99	48.1	49	49.6	50	3	45-140/30
	TPH (> C28-C40)	ND	99	46.4	47	46.5	47	0	45-140/30

CAS No.	Surrogate Recoveries	MS	MSD	C17127-35	Limits
630-01-3	Hexacosane	49%	49%	55%	45-140%

7.3.3

7

## Metals Analysis

---

### QC Data Summaries

---

Includes the following where applicable:

- Method Blank Summaries
- Matrix Spike and Duplicate Summaries
- Blank Spike and Lab Control Sample Summaries
- Serial Dilution Summaries



BLANK RESULTS SUMMARY  
Part 2 - Method Blanks

Login Number: C17161  
Account: IRISECAO - Iris Environmental  
Project: Romic Soil Investigation(Romic EPA) - 2081 Bay Road,East Palo Alto,CA

QC Batch ID: MP3771  
Matrix Type: SOLID

Methods: SW846 7471A  
Units: mg/kg

Prep Date: 07/27/11

Metal	RL	IDL	MDL	MB	
				raw	final
Mercury	0.042	.0017	.0043	0.0013	<0.042

Associated samples MP3771: C17161-1, C17161-13, C17161-18

Results < IDL are shown as zero for calculation purposes  
(\* ) Outside of QC limits  
(anr) Analyte not requested

8.1.1

8

MATRIX SPIKE AND DUPLICATE RESULTS SUMMARY

Login Number: C17161  
 Account: IRISECAO - Iris Environmental  
 Project: Romic Soil Investigation(Romic EPA) - 2081 Bay Road,East Palo Alto,CA

QC Batch ID: MP3771  
 Matrix Type: SOLID

Methods: SW846 7471A  
 Units: mg/kg

Prep Date: 07/27/11

Metal	C17127-11 Original MS	Spike lot	HGPWS1 % Rec	QC Limits
-------	--------------------------	--------------	-----------------	--------------

Mercury 0.045 0.46 0.4 103.8 75-125

Associated samples MP3771: C17161-1, C17161-13, C17161-18

Results < IDL are shown as zero for calculation purposes  
 (\*) Outside of QC limits  
 (N) Matrix Spike Rec. outside of QC limits  
 (anr) Analyte not requested

8.1.2  
8

MATRIX SPIKE AND DUPLICATE RESULTS SUMMARY

Login Number: C17161  
 Account: IRISECAO - Iris Environmental  
 Project: Romic Soil Investigation(Romic EPA) - 2081 Bay Road,East Palo Alto,CA

QC Batch ID: MP3771 Methods: SW846 7471A  
 Matrix Type: SOLID Units: mg/kg

Prep Date: 07/27/11

Metal	C17127-11 Original MSD	SpikeLot HGPWS1	% Rec	MSD RPD	QC Limit
Mercury	0.045 0.48	0.4	108.8	4.3	20

Associated samples MP3771: C17161-1, C17161-13, C17161-18

Results < IDL are shown as zero for calculation purposes  
 (\*) Outside of QC limits  
 (N) Matrix Spike Rec. outside of QC limits  
 (anr) Analyte not requested

8.1.2  
8

SPIKE BLANK AND LAB CONTROL SAMPLE SUMMARY

Login Number: C17161

Account: IRISECAO - Iris Environmental

Project: Romic Soil Investigation(Romic EPA) - 2081 Bay Road,East Palo Alto,CA

QC Batch ID: MP3771

Methods: SW846 7471A

Matrix Type: SOLID

Units: mg/kg

Prep Date: 07/27/11

Metal	BSP Result	Spikelot HGPWS1	% Rec	QC Limits
Mercury	0.16	0.167	96.0	80-120

Associated samples MP3771: C17161-1, C17161-13, C17161-18

Results < IDL are shown as zero for calculation purposes

(\*) Outside of QC limits

(anr) Analyte not requested

8.1.3

8

BLANK RESULTS SUMMARY  
Part 2 - Method Blanks

Login Number: C17161  
Account: IRISECAO - Iris Environmental  
Project: Romic Soil Investigation(Romic EPA) - 2081 Bay Road,East Palo Alto,CA

QC Batch ID: MP3772  
Matrix Type: AQUEOUS

Methods: SW846 6010B  
Units: ug/l

Prep Date: 07/27/11

Metal	RL	IDL	MDL	MB raw	final
Aluminum	200	13	8.5		
Antimony	6.0	.7	.51	-0.50	<6.0
Arsenic	10	.7	.65	-0.60	<10
Barium	200	.4	.35	-1.3	<200
Beryllium	5.0	.2	.12	0.0	<5.0
Boron	100	.9	.64		
Cadmium	2.0	.2	.15	-0.10	<2.0
Calcium	5000	7.1	12		
Chromium	10	.3	.41	0.30	<10
Cobalt	5.0	.2	.3	0.0	<5.0
Copper	10	1.2	3	1.5	<10
Iron	200	6.4	12		
Lead	10	.7	.85	0.60	<10
Magnesium	5000	27	36		
Manganese	15	.1	1.3		
Molybdenum	20	.2	.22	0.0	<20
Nickel	5.0	.2	.12	0.10	<5.0
Potassium	10000	18	44		
Selenium	10	1.8	2.2	-0.20	<10
Silicon	100	1.2	6.9		
Silver	5.0	.3	.47	0.10	<5.0
Sodium	10000	15	23		
Strontium	10	.2	.24		
Thallium	10	.5	.54	0.40	<10
Tin	50	.2	.7		
Titanium	10	.4	.34		
Vanadium	10	.3	.3	-0.20	<10
Zinc	20	.3	4.2	-1.6	<20

Associated samples MP3772: C17161-7, C17161-8, C17161-12, C17161-17, C17161-22, C17161-23

Results < IDL are shown as zero for calculation purposes  
(\* ) Outside of QC limits  
(anr) Analyte not requested

MATRIX SPIKE AND DUPLICATE RESULTS SUMMARY

Login Number: C17161  
 Account: IRISECAO - Iris Environmental  
 Project: Romic Soil Investigation(Romic EPA) - 2081 Bay Road,East Palo Alto,CA

QC Batch ID: MP3772  
 Matrix Type: AQUEOUS

Methods: SW846 6010B  
 Units: ug/l

Prep Date: 07/27/11

Metal	C17156-1 Original MS		SpikeLot MPIR4A	% Rec	QC Limits
Aluminum					
Antimony	2.2	516	500	102.8	75-125
Arsenic	2.1	508	500	101.2	75-125
Barium	43.4	532	500	97.7	75-125
Beryllium	0.0	494	500	98.8	75-125
Boron					
Cadmium	19.0	523	500	100.8	75-125
Calcium					
Chromium	19.1	531	500	102.4	75-125
Cobalt	5.8	503	500	99.4	75-125
Copper	125	645	500	104.0	75-125
Iron					
Lead	13.1	499	500	97.2	75-125
Magnesium					
Manganese					
Molybdenum	44.3	550	500	101.1	75-125
Nickel	38.1	527	500	97.8	75-125
Potassium					
Selenium	0.0	495	500	99.0	75-125
Silicon					
Silver	4.9	502	500	99.4	75-125
Sodium					
Strontium					
Thallium	0.0	430	500	86.0	75-125
Tin					
Titanium					
Vanadium	1.2	489	500	97.6	75-125
Zinc	147	662	500	103.0	75-125

Associated samples MP3772: C17161-7, C17161-8, C17161-12, C17161-17, C17161-22, C17161-23

Results < IDL are shown as zero for calculation purposes  
 (\*) Outside of QC limits  
 (N) Matrix Spike Rec. outside of QC limits  
 (anr) Analyte not requested

8.2.2  
**8**

MATRIX SPIKE AND DUPLICATE RESULTS SUMMARY

Login Number: C17161  
 Account: IRISECAO - Iris Environmental  
 Project: Romic Soil Investigation(Romic EPA) - 2081 Bay Road,East Palo Alto,CA

QC Batch ID: MP3772  
 Matrix Type: AQUEOUS

Methods: SW846 6010B  
 Units: ug/l

Prep Date: 07/27/11

Metal	C17156-1 Original	MSD	Spike/lot MPIR4A	% Rec	MSD RPD	QC Limit
Aluminum						
Antimony	2.2	515	500	102.6	0.2	20
Arsenic	2.1	507	500	101.0	0.2	20
Barium	43.4	533	500	97.9	0.2	20
Beryllium	0.0	496	500	99.2	0.4	20
Boron						
Cadmium	19.0	520	500	100.2	0.6	20
Calcium						
Chromium	19.1	525	500	101.2	1.1	20
Cobalt	5.8	504	500	99.6	0.2	20
Copper	125	604	500	95.8	6.6	20
Iron						
Lead	13.1	500	500	97.4	0.2	20
Magnesium						
Manganese						
Molybdenum	44.3	547	500	100.5	0.5	20
Nickel	38.1	534	500	99.2	1.3	20
Potassium						
Selenium	0.0	497	500	99.4	0.4	20
Silicon						
Silver	4.9	504	500	99.8	0.4	20
Sodium						
Strontium						
Thallium	0.0	401	500	80.2	7.0	20
Tin						
Titanium						
Vanadium	1.2	492	500	98.2	0.6	20
Zinc	147	660	500	102.6	0.3	20

Associated samples MP3772: C17161-7, C17161-8, C17161-12, C17161-17, C17161-22, C17161-23

Results < IDL are shown as zero for calculation purposes  
 (\*) Outside of QC limits  
 (N) Matrix Spike Rec. outside of QC limits  
 (anr) Analyte not requested

SPIKE BLANK AND LAB CONTROL SAMPLE SUMMARY

Login Number: C17161  
 Account: IRISECAO - Iris Environmental  
 Project: Romic Soil Investigation(Romic EPA) - 2081 Bay Road,East Palo Alto,CA

QC Batch ID: MP3772  
 Matrix Type: AQUEOUS

Methods: SW846 6010B  
 Units: ug/l

Prep Date: 07/27/11

Metal	BSP Result	Spikelot MPIR4A	% Rec	QC Limits
Aluminum				
Antimony	501	500	100.2	80-120
Arsenic	487	500	97.4	80-120
Barium	483	500	96.6	80-120
Beryllium	487	500	97.4	80-120
Boron				
Cadmium	485	500	97.0	80-120
Calcium				
Chromium	501	500	100.2	80-120
Cobalt	504	500	100.8	80-120
Copper	469	500	93.8	80-120
Iron				
Lead	474	500	94.8	80-120
Magnesium				
Manganese				
Molybdenum	500	500	100.0	80-120
Nickel	472	500	94.4	80-120
Potassium				
Selenium	482	500	96.4	80-120
Silicon				
Silver	483	500	96.6	80-120
Sodium				
Strontium				
Thallium	487	500	97.4	80-120
Tin				
Titanium				
Vanadium	487	500	97.4	80-120
Zinc	498	500	99.6	80-120

Associated samples MP3772: C17161-7, C17161-8, C17161-12, C17161-17, C17161-22, C17161-23

Results < IDL are shown as zero for calculation purposes  
 (\*) Outside of QC limits  
 (anr) Analyte not requested

8.2.3  
8



SERIAL DILUTION RESULTS SUMMARY

Login Number: C17161  
 Account: IRISECAO - Iris Environmental  
 Project: Romic Soil Investigation(Romic EPA) - 2081 Bay Road,East Palo Alto,CA

QC Batch ID: MP3772  
 Matrix Type: AQUEOUS

Methods: SW846 6010B  
 Units: ug/l

Prep Date: 07/27/11

Metal	C17156-1		%DIF	QC Limits
	Original	SDL 1:5		
Aluminum				
Antimony	2.20	0.00	100.0(a)	0-10
Arsenic	2.10	4.00	90.5 (a)	0-10
Barium	43.4	37.9	12.7*(b)	0-10
Beryllium	0.00	0.00	NC	0-10
Boron				
Cadmium	19.0	17.5	7.9	0-10
Calcium				
Chromium	19.1	20.5	7.3	0-10
Cobalt	5.80	6.00	3.4	0-10
Copper	125	124	1.0	0-10
Iron				
Lead	13.1	13.3	1.5	0-10
Magnesium				
Manganese				
Molybdenum	44.3	41.9	5.4	0-10
Nickel	38.1	37.7	1.0	0-10
Potassium				
Selenium	0.00	0.00	NC	0-10
Silicon				
Silver	4.90	7.50	53.1 (a)	0-10
Sodium				
Strontium				
Thallium	0.00	0.00	NC	0-10
Tin				
Titanium				
Vanadium	1.20	0.00	100.0(a)	0-10
Zinc	147	137	6.9	0-10

Associated samples MP3772: C17161-7, C17161-8, C17161-12, C17161-17, C17161-22, C17161-23

Results < IDL are shown as zero for calculation purposes

(\*) Outside of QC limits

(anr) Analyte not requested

(a) Percent difference acceptable due to low initial sample concentration (< 50 times IDL).

(b) Serial dilution indicates possible matrix interference.

BLANK RESULTS SUMMARY  
Part 2 - Method Blanks

Login Number: C17161  
Account: IRISECAO - Iris Environmental  
Project: Romic Soil Investigation(Romic EPA) - 2081 Bay Road,East Palo Alto,CA

QC Batch ID: MP3773  
Matrix Type: AQUEOUS

Methods: EPA 245.1, SW846 7470A  
Units: ug/l

Prep Date: 07/27/11

Metal	RL	IDL	MDL	MB	
				raw	final
Mercury	0.20	.02	.02	0.024	<0.20

Associated samples MP3773: C17161-7, C17161-17, C17161-22, C17161-23

Results < IDL are shown as zero for calculation purposes  
(\* ) Outside of QC limits  
(anr) Analyte not requested

MATRIX SPIKE AND DUPLICATE RESULTS SUMMARY

Login Number: C17161  
 Account: IRISECAO - Iris Environmental  
 Project: Romic Soil Investigation(Romic EPA) - 2081 Bay Road,East Palo Alto,CA

QC Batch ID: MP3773 Methods: EPA 245.1, SW846 7470A  
 Matrix Type: AQUEOUS Units: ug/l

Prep Date: 07/27/11

Metal	C17178-1 Original MS	SpikeLot HGPWS1	% Rec	QC Limits
-------	-------------------------	--------------------	-------	--------------

Mercury 0.17 5.9 4 143.3N(a) 70-130

Associated samples MP3773: C17161-7, C17161-17, C17161-22, C17161-23

Results < IDL are shown as zero for calculation purposes  
 (\*) Outside of QC limits  
 (N) Matrix Spike Rec. outside of QC limits  
 (anr) Analyte not requested  
 (a) Spike recovery indicates possible matrix interference.

8.3.2  
8

MATRIX SPIKE AND DUPLICATE RESULTS SUMMARY

Login Number: C17161  
 Account: IRISECAO - Iris Environmental  
 Project: Romic Soil Investigation(Romic EPA) - 2081 Bay Road,East Palo Alto,CA

QC Batch ID: MP3773 Methods: EPA 245.1, SW846 7470A  
 Matrix Type: AQUEOUS Units: ug/l

Prep Date: 07/27/11

Metal	C17178-1 Original MSD	SpikeLot HGPWS1	% Rec	MSD RPD	QC Limit
-------	--------------------------	--------------------	-------	------------	-------------

Mercury 0.17 5.6 4 135.8N(a 5.2 20

Associated samples MP3773: C17161-7, C17161-17, C17161-22, C17161-23

Results < IDL are shown as zero for calculation purposes  
 (\*) Outside of QC limits  
 (N) Matrix Spike Rec. outside of QC limits  
 (anr) Analyte not requested  
 (a) Spike recovery indicates possible matrix interference.

8.3.2  
8

SPIKE BLANK AND LAB CONTROL SAMPLE SUMMARY

Login Number: C17161

Account: IRISECAO - Iris Environmental

Project: Romic Soil Investigation(Romic EPA) - 2081 Bay Road,East Palo Alto,CA

QC Batch ID: MP3773

Methods: EPA 245.1, SW846 7470A

Matrix Type: AQUEOUS

Units: ug/l

Prep Date: 07/27/11

Metal	BSP Result	Spikelot HGPWS1	% Rec	QC Limits
Mercury	1.8	2	90.0	85-115

Associated samples MP3773: C17161-7, C17161-17, C17161-22, C17161-23

Results < IDL are shown as zero for calculation purposes

(\*) Outside of QC limits

(anr) Analyte not requested

8.3.3  
8

BLANK RESULTS SUMMARY  
Part 2 - Method Blanks

Login Number: C17161  
Account: IRISECAO - Iris Environmental  
Project: Romic Soil Investigation(Romic EPA) - 2081 Bay Road,East Palo Alto,CA

QC Batch ID: MP3776  
Matrix Type: SOLID

Methods: SW846 6010B  
Units: mg/kg

Prep Date: 07/28/11

Metal	RL	IDL	MDL	MB raw	final
Aluminum	20	1.3	2		
Antimony	2.0	.07	.087	0.12	<2.0
Arsenic	2.0	.07	.07	0.070	<2.0
Barium	20	.04	.035	0.31	<20
Beryllium	1.0	.02	.012	0.060	<1.0
Boron	10	.09	.2		
Cadmium	1.0	.02	.015	0.0	<1.0
Calcium	500	.71	7.6		
Chromium	1.0	.03	.054	0.050	<1.0
Cobalt	1.0	.02	.022	0.0	<1.0
Copper	2.5	.12	.19	0.24	<2.5
Iron	20	.64	1.6		
Lead	2.0	.07	.054	0.020	<2.0
Magnesium	500	2.7	1.5		
Manganese	1.5	.01	.054		
Molybdenum	2.0	.02	.024	0.020	<2.0
Nickel	1.0	.02	.024	0.060	<1.0
Potassium	1000	1.8	1.3		
Selenium	2.0	.18	.23	0.020	<2.0
Silicon		.12			
Silver	1.0	.03	.044	0.060	<1.0
Sodium	1000	1.5	4.8		
Strontium	1.0	.02	.017		
Thallium	2.0	.05	.073	-0.12	<2.0
Tin	50	.02	.41		
Titanium	1.0	.04	.079		
Vanadium	1.0	.03	.025	-0.010	<1.0
Zinc	2.0	.03	.098	0.63	<2.0

Associated samples MP3776: C17161-1, C17161-4, C17161-5, C17161-9, C17161-10, C17161-13, C17161-15, C17161-16, C17161-18, C17161-4A

Results < IDL are shown as zero for calculation purposes  
(\* ) Outside of QC limits  
(anr) Analyte not requested

MATRIX SPIKE AND DUPLICATE RESULTS SUMMARY

Login Number: C17161  
 Account: IRISECAO - Iris Environmental  
 Project: Romic Soil Investigation(Romic EPA) - 2081 Bay Road,East Palo Alto,CA

QC Batch ID: MP3776  
 Matrix Type: SOLID

Methods: SW846 6010B  
 Units: mg/kg

Prep Date: 07/28/11

Metal	C17161-5 Original MS		SpikeLot MPIR4A	% Rec	QC Limits
Aluminum					
Antimony	0.0	14.9	45	33.1N(a)	75-125
Arsenic	3.9	42.4	45	85.5	75-125
Barium	138	163	45	55.5N(a)	75-125
Beryllium	1.4	39.1	45	83.7	75-125
Boron					
Cadmium	0.17	39.5	45	87.3	75-125
Calcium					
Chromium	36.9	79.9	45	95.5	75-125
Cobalt	7.8	46.9	45	86.8	75-125
Copper	12.3	50.3	45	84.4	75-125
Iron					
Lead	5.4	45.9	45	89.9	75-125
Magnesium					
Manganese					
Molybdenum	1.0	38.6	45	83.5	75-125
Nickel	37.9	101	45	140.1N(a)	75-125
Potassium					
Selenium	0.0	37.5	45	83.3	75-125
Silicon					
Silver	0.0	37.4	45	83.0	75-125
Sodium					
Strontium					
Thallium	0.0	38.6	45	85.7	75-125
Tin					
Titanium					
Vanadium	34.0	71.9	45	84.1	75-125
Zinc	41.2	80.5	45	87.2	75-125

Associated samples MP3776: C17161-1, C17161-4, C17161-5, C17161-9, C17161-10, C17161-13, C17161-15, C17161-16, C17161-18, C17161-4A

Results < IDL are shown as zero for calculation purposes  
 (\*) Outside of QC limits  
 (N) Matrix Spike Rec. outside of QC limits  
 (anr) Analyte not requested  
 (a) Spike recovery indicates possible matrix interference.

8.4.2  
**8**

MATRIX SPIKE AND DUPLICATE RESULTS SUMMARY

Login Number: C17161  
 Account: IRISECAO - Iris Environmental  
 Project: Romco Soil Investigation(Romco EPA) - 2081 Bay Road,East Palo Alto,CA

QC Batch ID: MP3776  
 Matrix Type: SOLID

Methods: SW846 6010B  
 Units: mg/kg

Prep Date: 07/28/11

Metal	C17161-5 Original	MSD	SpikeLot MPIR4A	% Rec	MSD RPD	QC Limit
Aluminum						
Antimony	0.0	14.1	44.6	31.6N(a)	5.5	20
Arsenic	3.9	41.6	44.6	84.4	1.9	20
Barium	138	178	44.6	89.6	8.8	20
Beryllium	1.4	38.4	44.6	82.9	1.8	20
Boron						
Cadmium	0.17	38.5	44.6	85.9	2.6	20
Calcium						
Chromium	36.9	77.8	44.6	91.6	2.7	20
Cobalt	7.8	45.4	44.6	84.2	3.3	20
Copper	12.3	50.6	44.6	85.8	0.6	20
Iron						
Lead	5.4	46.0	44.6	90.9	0.2	20
Magnesium						
Manganese						
Molybdenum	1.0	37.8	44.6	82.4	2.1	20
Nickel	37.9	79.5	44.6	93.2	23.8 (b)	20
Potassium						
Selenium	0.0	36.6	44.6	82.0	2.4	20
Silicon						
Silver	0.0	36.6	44.6	82.0	2.2	20
Sodium						
Strontium						
Thallium	0.0	38.0	44.6	85.1	1.6	20
Tin						
Titanium						
Vanadium	34.0	72.0	44.6	85.1	0.1	20
Zinc	41.2	77.7	44.6	81.8	3.5	20

Associated samples MP3776: C17161-1, C17161-4, C17161-5, C17161-9, C17161-10, C17161-13, C17161-15, C17161-16, C17161-18, C17161-4A

Results < IDL are shown as zero for calculation purposes

(\*) Outside of QC limits

(N) Matrix Spike Rec. outside of QC limits

(anr) Analyte not requested

(a) Spike recovery indicates possible matrix interference.

(b) High RPD indicates possible matrix interference and/or sample nonhomogeneity.

8.4.2  
 8



SPIKE BLANK AND LAB CONTROL SAMPLE SUMMARY

Login Number: C17161  
 Account: IRISECAO - Iris Environmental  
 Project: Romic Soil Investigation(Romic EPA) - 2081 Bay Road,East Palo Alto,CA

QC Batch ID: MP3776  
 Matrix Type: SOLID

Methods: SW846 6010B  
 Units: mg/kg

Prep Date: 07/28/11

Metal	BSP Result	Spikelot MPIR4A	% Rec	QC Limits
Aluminum				
Antimony	46.8	50	93.6	80-120
Arsenic	46.5	50	93.0	80-120
Barium	49.5	50	99.0	80-120
Beryllium	43.4	50	86.8	80-120
Boron				
Cadmium	46.1	50	92.2	80-120
Calcium				
Chromium	49.5	50	99.0	80-120
Cobalt	48.3	50	96.6	80-120
Copper	45.3	50	90.6	80-120
Iron				
Lead	46.5	50	93.0	80-120
Magnesium				
Manganese				
Molybdenum	48.0	50	96.0	80-120
Nickel	46.3	50	92.6	80-120
Potassium				
Selenium	45.5	50	91.0	80-120
Silicon				
Silver	45.8	50	91.6	80-120
Sodium				
Strontium				
Thallium	47.1	50	94.2	80-120
Tin				
Titanium				
Vanadium	46.7	50	93.4	80-120
Zinc	49.8	50	99.6	80-120

Associated samples MP3776: C17161-1, C17161-4, C17161-5, C17161-9, C17161-10, C17161-13, C17161-15, C17161-16, C17161-18, C17161-4A

Results < IDL are shown as zero for calculation purposes  
 (\*) Outside of QC limits  
 (anr) Analyte not requested

8.4.3  
8

SERIAL DILUTION RESULTS SUMMARY

Login Number: C17161  
 Account: IRISECAO - Iris Environmental  
 Project: Romic Soil Investigation(Romic EPA) - 2081 Bay Road,East Palo Alto,CA

QC Batch ID: MP3776  
 Matrix Type: SOLID

Methods: SW846 6010B  
 Units: ug/l

Prep Date: 07/28/11

Metal	C17161-5		%DIF	QC Limits
	Original	SDL 1:5		
Aluminum				
Antimony	0.00	0.00	NC	0-10
Arsenic	42.1	46.7	10.9*(a)	0-10
Barium	1500	1790	18.8*(a)	0-10
Beryllium	15.5	17.7	14.2*(a)	0-10
Boron				
Cadmium	1.90	1.10	42.1 (b)	0-10
Calcium				
Chromium	403	469	16.5*(a)	0-10
Cobalt	85.1	94.8	11.4*(a)	0-10
Copper	134	148	10.4*(a)	0-10
Iron				
Lead	58.8	55.5	5.6	0-10
Magnesium				
Manganese				
Molybdenum	11.2	11.4	1.8	0-10
Nickel	413	423	2.3	0-10
Potassium				
Selenium	0.00	0.00	NC	0-10
Silicon				
Silver	0.00	0.00	NC	0-10
Sodium				
Strontium				
Thallium	0.00	0.00	NC	0-10
Tin				
Titanium				
Vanadium	370	429	16.0*(a)	0-10
Zinc	449	575	28.0*(a)	0-10

Associated samples MP3776: C17161-1, C17161-4, C17161-5, C17161-9, C17161-10, C17161-13, C17161-15, C17161-16, C17161-18, C17161-4A

Results < IDL are shown as zero for calculation purposes

(\*) Outside of QC limits

(anr) Analyte not requested

(a) Serial dilution indicates possible matrix interference.

(b) Percent difference acceptable due to low initial sample concentration (< 50 times IDL).

Technical Report for

Iris Environmental

Romic Soil Investigation(Romic EPA) - 2081 Bay Road,East Palo Alto,CA  
07-0555C

Accutest Job Number: C17186

Sampling Date: 07/26/11


Report to:

Iris Environmental  
1438 Webster Street Suite 302  
Oakland, CA 94612  
anna@irisenv.com; calger@irisenv.com  
  
ATTN: Chris Alger

Total number of pages in report: **205**



Test results contained within this data package meet the requirements of the National Environmental Laboratory Accreditation Conference and/or state specific certification programs as applicable.



Kesavalu M. Bagawandoss,  
Ph.D., J.D., Lab Director

Client Service contact: Simon Hague 408-588-0200

Certifications: CA (08258CA) AZ (AZ0762) DoD/ISO/IEC 17025:2005 (L2242)

This report shall not be reproduced, except in its entirety, without the written approval of Accutest Laboratories.  
Test results relate only to samples analyzed.

# Table of Contents

-1-

<b>Section 1: Sample Summary</b> .....	<b>4</b>
<b>Section 2: Sample Results</b> .....	<b>7</b>
<b>2.1:</b> C17186-1: V29-3.0 .....	8
<b>2.2:</b> C17186-2: V29-5.5 .....	11
<b>2.3:</b> C17186-3: V29A-5.5 .....	17
<b>2.4:</b> C17186-4: N26-3.5 .....	20
<b>2.5:</b> C17186-5: N26A-3.5 .....	23
<b>2.6:</b> C17186-6: N26-6.5 .....	26
<b>2.7:</b> C17186-7: K27-0.5 .....	29
<b>2.8:</b> C17186-8: K27A-0.5 .....	40
<b>2.9:</b> C17186-9: K27-3.0 .....	43
<b>2.10:</b> C17186-10: K27-6.0 .....	46
<b>2.11:</b> C17186-11: P25-2.7 .....	49
<b>2.12:</b> C17186-12: TP5-1.0 .....	60
<b>2.13:</b> C17186-13: TP5-3.5 .....	63
<b>2.14:</b> C17186-14: TP5A-3.5 .....	66
<b>2.15:</b> C17186-15: TP5-6.5 .....	69
<b>2.16:</b> C17186-16: G18-1.0 .....	72
<b>2.17:</b> C17186-17: G18A-1.0 .....	75
<b>2.18:</b> C17186-18: G18-3.5 .....	78
<b>2.19:</b> C17186-19: G18-6.5 .....	81
<b>2.20:</b> C17186-20: G17-1.0 .....	84
<b>2.21:</b> C17186-21: G17A-1.0 .....	87
<b>2.22:</b> C17186-22: G17-2.5 .....	90
<b>2.23:</b> C17186-23: G17-6.5 .....	93
<b>2.24:</b> C17186-24: H17-0.5 .....	96
<b>2.25:</b> C17186-25: H17A-0.5 .....	107
<b>2.26:</b> C17186-26: H17-3.5 .....	110
<b>2.27:</b> C17186-27: H17-6.0 .....	113
<b>2.28:</b> C17186-28: D21-1.0 .....	116
<b>2.29:</b> C17186-29: D21A-1.0 .....	119
<b>2.30:</b> C17186-30: D21-3.5 .....	122
<b>2.31:</b> C17186-31: D22-1.0 .....	125
<b>2.32:</b> C17186-32: D22A-1.0 .....	136
<b>2.33:</b> C17186-33: D22-7.5 .....	139
<b>2.34:</b> C17186-34: E22-0.8 .....	142
<b>2.35:</b> C17186-35: E22A-0.8 .....	145
<b>2.36:</b> C17186-36: E22-3.0 .....	148
<b>2.37:</b> C17186-37: E22-7.5 .....	151
<b>Section 3: Misc. Forms</b> .....	<b>154</b>
<b>3.1:</b> Chain of Custody .....	155
<b>Section 4: GC/MS Volatiles - QC Data Summaries</b> .....	<b>160</b>

# Table of Contents

-2-

<b>4.1:</b> Method Blank Summary .....	161
<b>4.2:</b> Blank Spike/Blank Spike Duplicate Summary .....	167
<b>Section 5: GC/MS Semi-volatiles - QC Data Summaries .....</b>	<b>173</b>
<b>5.1:</b> Method Blank Summary .....	174
<b>5.2:</b> Blank Spike/Blank Spike Duplicate Summary .....	177
<b>5.3:</b> Matrix Spike/Matrix Spike Duplicate Summary .....	180
<b>Section 6: GC Volatiles - QC Data Summaries .....</b>	<b>183</b>
<b>6.1:</b> Method Blank Summary .....	184
<b>6.2:</b> Blank Spike/Blank Spike Duplicate Summary .....	185
<b>6.3:</b> Matrix Spike/Matrix Spike Duplicate Summary .....	186
<b>Section 7: GC Semi-volatiles - QC Data Summaries .....</b>	<b>187</b>
<b>7.1:</b> Method Blank Summary .....	188
<b>7.2:</b> Blank Spike/Blank Spike Duplicate Summary .....	191
<b>7.3:</b> Matrix Spike/Matrix Spike Duplicate Summary .....	194
<b>Section 8: Metals Analysis - QC Data Summaries .....</b>	<b>196</b>
<b>8.1:</b> Prep QC MP3776: Sb,As,Ba,Be,Cd,Cr,Co,Cu,Pb,Mo,Ni,Se,Ag,Tl,V,Zn .....	197
<b>8.2:</b> Prep QC MP3784: Hg .....	202

1

2

3

4

5

6

7

8



## Sample Summary

Iris Environmental

**Job No:** C17186

Romic Soil Investigation(Romic EPA) - 2081 Bay Road, East Palo Alto, CA  
 Project No: 07-0555C

Sample Number	Collected		Received	Matrix		Client Sample ID
	Date	Time By		Code	Type	
C17186-1	07/26/11	08:30 SM	07/27/11	SO	Soil	V29-3.0
C17186-2	07/26/11	08:35 SM	07/27/11	SO	Soil	V29-5.5
C17186-3	07/26/11	08:35 SM	07/27/11	SO	Soil	V29A-5.5
C17186-4	07/26/11	09:15 SM	07/27/11	SO	Soil	N26-3.5
C17186-5	07/26/11	09:20 SM	07/27/11	SO	Soil	N26A-3.5
C17186-6	07/26/11	09:25 SM	07/27/11	SO	Soil	N26-6.5
C17186-7	07/26/11	09:45 SM	07/27/11	SO	Soil	K27-0.5
C17186-8	07/26/11	09:50 SM	07/27/11	SO	Soil	K27A-0.5
C17186-9	07/26/11	09:55 SM	07/27/11	SO	Soil	K27-3.0
C17186-10	07/26/11	10:00 SM	07/27/11	SO	Soil	K27-6.0
C17186-11	07/26/11	11:00 SM	07/27/11	SO	Soil	P25-2.7
C17186-12	07/26/11	11:50 SM	07/27/11	SO	Soil	TP5-1.0
C17186-13	07/26/11	11:55 SM	07/27/11	SO	Soil	TP5-3.5

---

Soil samples reported on a dry weight basis unless otherwise indicated on result page.



## Sample Summary

(continued)

Iris Environmental

**Job No:** C17186

Romic Soil Investigation(Romic EPA) - 2081 Bay Road, East Palo Alto, CA  
 Project No: 07-0555C

Sample Number	Collected		Received	Matrix		Client Sample ID
	Date	Time By		Code	Type	
C17186-14	07/26/11	11:55 SM	07/27/11	SO	Soil	TP5A-3.5
C17186-15	07/26/11	12:00 SM	07/27/11	SO	Soil	TP5-6.5
C17186-16	07/26/11	13:10 SM	07/27/11	SO	Soil	G18-1.0
C17186-17	07/26/11	13:15 SM	07/27/11	SO	Soil	G18A-1.0
C17186-18	07/26/11	13:20 SM	07/27/11	SO	Soil	G18-3.5
C17186-19	07/26/11	13:25 SM	07/27/11	SO	Soil	G18-6.5
C17186-20	07/26/11	13:50 SM	07/27/11	SO	Soil	G17-1.0
C17186-21	07/26/11	13:55 SM	07/27/11	SO	Soil	G17A-1.0
C17186-22	07/26/11	14:00 SM	07/27/11	SO	Soil	G17-2.5
C17186-23	07/26/11	14:05 SM	07/27/11	SO	Soil	G17-6.5
C17186-24	07/26/11	14:20 SM	07/27/11	SO	Soil	H17-0.5
C17186-25	07/26/11	14:15 SM	07/27/11	SO	Soil	H17A-0.5
C17186-26	07/26/11	14:25 SM	07/27/11	SO	Soil	H17-3.5

---

Soil samples reported on a dry weight basis unless otherwise indicated on result page.



## Sample Summary

(continued)

Iris Environmental

**Job No:** C17186

Romic Soil Investigation(Romic EPA) - 2081 Bay Road, East Palo Alto, CA  
 Project No: 07-0555C

Sample Number	Collected		Received	Matrix		Client Sample ID
	Date	Time By		Code	Type	
C17186-27	07/26/11	14:30 SM	07/27/11	SO	Soil	H17-6.0
C17186-28	07/26/11	15:20 SM	07/27/11	SO	Soil	D21-1.0
C17186-29	07/26/11	15:25 SM	07/27/11	SO	Soil	D21A-1.0
C17186-30	07/26/11	15:30 SM	07/27/11	SO	Soil	D21-3.5
C17186-31	07/26/11	15:55 SM	07/27/11	SO	Soil	D22-1.0
C17186-32	07/26/11	16:00 SM	07/27/11	SO	Soil	D22A-1.0
C17186-33	07/26/11	16:05 SM	07/27/11	SO	Soil	D22-7.5
C17186-34	07/26/11	16:55 SM	07/27/11	SO	Soil	E22-0.8
C17186-35	07/26/11	17:00 SM	07/27/11	SO	Soil	E22A-0.8
C17186-36	07/26/11	17:05 SM	07/27/11	SO	Soil	E22-3.0
C17186-37	07/26/11	17:10 SM	07/27/11	SO	Soil	E22-7.5

---

Soil samples reported on a dry weight basis unless otherwise indicated on result page.



Sample Results

---

Report of Analysis

---

## Report of Analysis

<b>Client Sample ID:</b> V29-3.0		<b>Date Sampled:</b> 07/26/11
<b>Lab Sample ID:</b> C17186-1		<b>Date Received:</b> 07/27/11
<b>Matrix:</b> SO - Soil		<b>Percent Solids:</b> n/a <sup>a</sup>
<b>Method:</b> SW846 8015B		
<b>Project:</b> Romic Soil Investigation(Romic EPA) - 2081 Bay Road, East Palo Alto, CA		

Run #	File ID	DF	Analyzed	By	Prep Date	Prep Batch	Analytical Batch
Run #1	JK21762.D	1	08/08/11	TT	n/a	n/a	GJK896
Run #2							

Run #	Initial Weight
Run #1	5.28 g
Run #2	

**TPH Volatiles**

CAS No.	Compound	Result	RL	MDL	Units	Q
	TPH-GRO (C6-C10)	ND	0.095	0.047	mg/kg	
CAS No.	Surrogate Recoveries	Run# 1	Run# 2	Limits		
98-08-8	aaa-Trifluorotoluene	88%		60-157%		

(a) All results reported on wet weight basis.

ND = Not detected      MDL - Method Detection Limit  
 RL = Reporting Limit  
 E = Indicates value exceeds calibration range

J = Indicates an estimated value  
 B = Indicates analyte found in associated method blank  
 N = Indicates presumptive evidence of a compound

## Report of Analysis

<b>Client Sample ID:</b> V29-3.0	<b>Date Sampled:</b> 07/26/11
<b>Lab Sample ID:</b> C17186-1	<b>Date Received:</b> 07/27/11
<b>Matrix:</b> SO - Soil	<b>Percent Solids:</b> n/a <sup>a</sup>
<b>Method:</b> SW846 8015B M SW846 3545A	
<b>Project:</b> Romic Soil Investigation(Romic EPA) - 2081 Bay Road, East Palo Alto, CA	

Run #	File ID	DF	Analyzed	By	Prep Date	Prep Batch	Analytical Batch
Run #1	GG27278.D	1	07/29/11	JH	07/28/11	OP4318	GGG732
Run #2							

Run #	Initial Weight	Final Volume
Run #1	10.0 g	1.0 ml
Run #2		

### TPH Extractable w/ Silica Gel Cleanup

CAS No.	Compound	Result	RL	MDL	Units	Q
	TPH (C10-C28)	ND	10	5.0	mg/kg	
	TPH (> C28-C40)	ND	20	10	mg/kg	

CAS No.	Surrogate Recoveries	Run# 1	Run# 2	Limits
630-01-3	Hexacosane	78%		45-140%

(a) All results reported on wet weight basis.

ND = Not detected      MDL - Method Detection Limit  
 RL = Reporting Limit  
 E = Indicates value exceeds calibration range

J = Indicates an estimated value  
 B = Indicates analyte found in associated method blank  
 N = Indicates presumptive evidence of a compound

## Report of Analysis

<b>Client Sample ID:</b> V29-3.0	<b>Date Sampled:</b> 07/26/11
<b>Lab Sample ID:</b> C17186-1	<b>Date Received:</b> 07/27/11
<b>Matrix:</b> SO - Soil	<b>Percent Solids:</b> n/a <sup>a</sup>
<b>Project:</b> Romic Soil Investigation(Romic EPA) - 2081 Bay Road, East Palo Alto, CA	

### Metals Analysis

Analyte	Result	RL	Units	DF	Prep	Analyzed By	Method	Prep Method
Cadmium	< 0.97	0.97	mg/kg	1	07/28/11	07/30/11 RS	SW846 6010B <sup>1</sup>	SW846 3050B <sup>2</sup>
Chromium	43.3	0.97	mg/kg	1	07/28/11	07/30/11 RS	SW846 6010B <sup>1</sup>	SW846 3050B <sup>2</sup>
Lead	62.2	1.9	mg/kg	1	07/28/11	07/30/11 RS	SW846 6010B <sup>1</sup>	SW846 3050B <sup>2</sup>

(1) Instrument QC Batch: MA2014

(2) Prep QC Batch: MP3776

(a) All results reported on wet weight basis.

RL = Reporting Limit

## Report of Analysis

<b>Client Sample ID:</b>	V29-5.5	<b>Date Sampled:</b>	07/26/11
<b>Lab Sample ID:</b>	C17186-2	<b>Date Received:</b>	07/27/11
<b>Matrix:</b>	SO - Soil	<b>Percent Solids:</b>	n/a <sup>a</sup>
<b>Method:</b>	SW846 8260B	<b>Project:</b> Romic Soil Investigation(Romic EPA) - 2081 Bay Road, East Palo Alto, CA	

Run #	File ID	DF	Analyzed	By	Prep Date	Prep Batch	Analytical Batch
Run #1	L9594.D	1	08/06/11	TF	n/a	n/a	VL300
Run #2							

Run #	Initial Weight
Run #1	5.82 g
Run #2	

## VOA 8260 List

CAS No.	Compound	Result	RL	MDL	Units	Q
67-64-1	Acetone	23.9	86	17	ug/kg	J
71-43-2	Benzene	ND	4.3	1.3	ug/kg	
108-86-1	Bromobenzene	ND	4.3	1.3	ug/kg	
74-97-5	Bromochloromethane	ND	4.3	1.3	ug/kg	
75-27-4	Bromodichloromethane	ND	4.3	0.86	ug/kg	
75-25-2	Bromoform	ND	4.3	0.86	ug/kg	
104-51-8	n-Butylbenzene	ND	4.3	1.3	ug/kg	
135-98-8	sec-Butylbenzene	ND	4.3	1.3	ug/kg	
98-06-6	tert-Butylbenzene	ND	4.3	1.3	ug/kg	
108-90-7	Chlorobenzene	ND	4.3	1.3	ug/kg	
75-00-3	Chloroethane	ND	4.3	1.3	ug/kg	
67-66-3	Chloroform	ND	4.3	1.3	ug/kg	
95-49-8	o-Chlorotoluene	ND	4.3	1.3	ug/kg	
106-43-4	p-Chlorotoluene	ND	4.3	1.3	ug/kg	
56-23-5	Carbon tetrachloride	ND	4.3	0.86	ug/kg	
75-34-3	1,1-Dichloroethane	ND	4.3	0.86	ug/kg	
75-35-4	1,1-Dichloroethylene	ND	4.3	1.3	ug/kg	
563-58-6	1,1-Dichloropropene	ND	4.3	1.3	ug/kg	
96-12-8	1,2-Dibromo-3-chloropropane	ND	4.3	0.86	ug/kg	
106-93-4	1,2-Dibromoethane	ND	4.3	0.86	ug/kg	
107-06-2	1,2-Dichloroethane	ND	4.3	1.3	ug/kg	
78-87-5	1,2-Dichloropropane	ND	4.3	1.3	ug/kg	
142-28-9	1,3-Dichloropropane	ND	4.3	1.3	ug/kg	
108-20-3	Di-Isopropyl ether	ND	4.3	1.3	ug/kg	
594-20-7	2,2-Dichloropropane	ND	4.3	1.3	ug/kg	
124-48-1	Dibromochloromethane	ND	4.3	0.86	ug/kg	
75-71-8	Dichlorodifluoromethane	ND	4.3	0.86	ug/kg	
156-59-2	cis-1,2-Dichloroethylene	ND	4.3	1.3	ug/kg	
10061-01-5	cis-1,3-Dichloropropene	ND	4.3	1.3	ug/kg	
541-73-1	m-Dichlorobenzene	ND	4.3	1.3	ug/kg	
95-50-1	o-Dichlorobenzene	ND	4.3	1.3	ug/kg	
106-46-7	p-Dichlorobenzene	ND	4.3	1.3	ug/kg	

ND = Not detected MDL - Method Detection Limit

RL = Reporting Limit

E = Indicates value exceeds calibration range

J = Indicates an estimated value

B = Indicates analyte found in associated method blank

N = Indicates presumptive evidence of a compound

## Report of Analysis

<b>Client Sample ID:</b>	V29-5.5	<b>Date Sampled:</b>	07/26/11
<b>Lab Sample ID:</b>	C17186-2	<b>Date Received:</b>	07/27/11
<b>Matrix:</b>	SO - Soil	<b>Percent Solids:</b>	n/a <sup>a</sup>
<b>Method:</b>	SW846 8260B		
<b>Project:</b>	Romic Soil Investigation(Romic EPA) - 2081 Bay Road,East Palo Alto,CA		

## VOA 8260 List

CAS No.	Compound	Result	RL	MDL	Units	Q
156-60-5	trans-1,2-Dichloroethylene	ND	4.3	1.3	ug/kg	
10061-02-6	trans-1,3-Dichloropropene	ND	4.3	1.3	ug/kg	
100-41-4	Ethylbenzene	ND	4.3	1.3	ug/kg	
637-92-3	Ethyl tert-Butyl Ether	ND	4.3	1.3	ug/kg	
591-78-6	2-Hexanone <sup>b</sup>	ND	34	4.3	ug/kg	
87-68-3	Hexachlorobutadiene	ND	4.3	0.86	ug/kg	
98-82-8	Isopropylbenzene	ND	4.3	1.3	ug/kg	
99-87-6	p-Isopropyltoluene	ND	4.3	1.3	ug/kg	
108-10-1	4-Methyl-2-pentanone	ND	34	13	ug/kg	
74-83-9	Methyl bromide	ND	4.3	2.1	ug/kg	
74-87-3	Methyl chloride	ND	4.3	1.3	ug/kg	
74-95-3	Methylene bromide	ND	4.3	2.1	ug/kg	
75-09-2	Methylene chloride	ND	21	14	ug/kg	
78-93-3	Methyl ethyl ketone	ND	34	10	ug/kg	
1634-04-4	Methyl Tert Butyl Ether	ND	4.3	0.86	ug/kg	
91-20-3	Naphthalene	ND	4.3	1.3	ug/kg	
103-65-1	n-Propylbenzene	ND	4.3	1.3	ug/kg	
100-42-5	Styrene	ND	4.3	0.86	ug/kg	
994-05-8	Tert-Amyl Methyl Ether	ND	4.3	1.0	ug/kg	
75-65-0	Tert Butyl Alcohol	ND	34	8.6	ug/kg	
630-20-6	1,1,1,2-Tetrachloroethane	ND	4.3	0.86	ug/kg	
71-55-6	1,1,1-Trichloroethane	ND	4.3	1.3	ug/kg	
79-34-5	1,1,2,2-Tetrachloroethane	ND	4.3	0.86	ug/kg	
79-00-5	1,1,2-Trichloroethane	ND	4.3	0.86	ug/kg	
87-61-6	1,2,3-Trichlorobenzene	ND	4.3	1.3	ug/kg	
96-18-4	1,2,3-Trichloropropane	ND	4.3	1.3	ug/kg	
120-82-1	1,2,4-Trichlorobenzene	ND	4.3	1.3	ug/kg	
95-63-6	1,2,4-Trimethylbenzene	ND	4.3	1.3	ug/kg	
108-67-8	1,3,5-Trimethylbenzene	ND	4.3	1.3	ug/kg	
127-18-4	Tetrachloroethylene	ND	4.3	3.0	ug/kg	
108-88-3	Toluene	ND	4.3	1.3	ug/kg	
79-01-6	Trichloroethylene	ND	4.3	0.86	ug/kg	
75-69-4	Trichlorofluoromethane	ND	4.3	1.0	ug/kg	
75-01-4	Vinyl chloride	ND	4.3	2.1	ug/kg	
1330-20-7	Xylene (total)	ND	8.6	3.4	ug/kg	

CAS No.	Surrogate Recoveries	Run# 1	Run# 2	Limits
1868-53-7	Dibromofluoromethane	101%		60-130%
2037-26-5	Toluene-D8	113%		60-130%

ND = Not detected MDL - Method Detection Limit

RL = Reporting Limit

E = Indicates value exceeds calibration range

J = Indicates an estimated value

B = Indicates analyte found in associated method blank

N = Indicates presumptive evidence of a compound

## Report of Analysis

<b>Client Sample ID:</b>	V29-5.5	<b>Date Sampled:</b>	07/26/11
<b>Lab Sample ID:</b>	C17186-2	<b>Date Received:</b>	07/27/11
<b>Matrix:</b>	SO - Soil	<b>Percent Solids:</b>	n/a <sup>a</sup>
<b>Method:</b>	SW846 8260B	<b>Project:</b> Romic Soil Investigation(Romic EPA) - 2081 Bay Road, East Palo Alto, CA	

**VOA 8260 List**

CAS No.	Surrogate Recoveries	Run# 1	Run# 2	Limits
460-00-4	4-Bromofluorobenzene	105%		60-130%

- (a) All results reported on wet weight basis.
- (b) CCV outside of control limits (biased high); not detected in sample.

---

ND = Not detected	MDL - Method Detection Limit	J = Indicates an estimated value
RL = Reporting Limit		B = Indicates analyte found in associated method blank
E = Indicates value exceeds calibration range		N = Indicates presumptive evidence of a compound

## Report of Analysis

<b>Client Sample ID:</b> V29-5.5		<b>Date Sampled:</b> 07/26/11
<b>Lab Sample ID:</b> C17186-2		<b>Date Received:</b> 07/27/11
<b>Matrix:</b> SO - Soil		<b>Percent Solids:</b> n/a <sup>a</sup>
<b>Method:</b> SW846 8015B		
<b>Project:</b> Romic Soil Investigation(Romic EPA) - 2081 Bay Road, East Palo Alto, CA		

Run #	File ID	DF	Analyzed	By	Prep Date	Prep Batch	Analytical Batch
Run #1	JK21763.D	1	08/08/11	TT	n/a	n/a	GJK896
Run #2							

Run #	Initial Weight
Run #1	5.03 g
Run #2	

**TPH Volatiles**

CAS No.	Compound	Result	RL	MDL	Units	Q
	TPH-GRO (C6-C10)	ND	0.099	0.050	mg/kg	
CAS No.	Surrogate Recoveries	Run# 1	Run# 2	Limits		
98-08-8	aaa-Trifluorotoluene	84%		60-157%		

(a) All results reported on wet weight basis.

ND = Not detected      MDL - Method Detection Limit  
 RL = Reporting Limit

J = Indicates an estimated value  
 B = Indicates analyte found in associated method blank  
 N = Indicates presumptive evidence of a compound



## Report of Analysis

<b>Client Sample ID:</b> V29-5.5		<b>Date Sampled:</b> 07/26/11
<b>Lab Sample ID:</b> C17186-2		<b>Date Received:</b> 07/27/11
<b>Matrix:</b> SO - Soil		<b>Percent Solids:</b> n/a <sup>a</sup>
<b>Method:</b> SW846 8015B M SW846 3545A		
<b>Project:</b> Romc Soil Investigation(Romc EPA) - 2081 Bay Road, East Palo Alto, CA		

Run #	File ID	DF	Analyzed	By	Prep Date	Prep Batch	Analytical Batch
Run #1	HH15685.D	1	07/30/11	JH	07/28/11	OP4318	GHH532
Run #2							

Run #	Initial Weight	Final Volume
Run #1	10.1 g	1.0 ml
Run #2		

### TPH Extractable w/ Silica Gel Cleanup

CAS No.	Compound	Result	RL	MDL	Units	Q
	TPH (C10-C28)	37.8	9.9	5.0	mg/kg	
	TPH (> C28-C40)	93.0	20	9.9	mg/kg	

CAS No.	Surrogate Recoveries	Run# 1	Run# 2	Limits
630-01-3	Hexacosane	80%		45-140%

(a) All results reported on wet weight basis.

ND = Not detected      MDL - Method Detection Limit  
 RL = Reporting Limit

J = Indicates an estimated value  
 B = Indicates analyte found in associated method blank  
 N = Indicates presumptive evidence of a compound

## Report of Analysis

<b>Client Sample ID:</b> V29-5.5	<b>Date Sampled:</b> 07/26/11
<b>Lab Sample ID:</b> C17186-2	<b>Date Received:</b> 07/27/11
<b>Matrix:</b> SO - Soil	<b>Percent Solids:</b> n/a <sup>a</sup>
<b>Project:</b> Romic Soil Investigation(Romic EPA) - 2081 Bay Road, East Palo Alto, CA	

### Metals Analysis

Analyte	Result	RL	Units	DF	Prep	Analyzed By	Method	Prep Method
Cadmium	< 0.93	0.93	mg/kg	1	07/28/11	07/30/11 RS	SW846 6010B <sup>1</sup>	SW846 3050B <sup>2</sup>
Chromium	19.8	0.93	mg/kg	1	07/28/11	07/30/11 RS	SW846 6010B <sup>1</sup>	SW846 3050B <sup>2</sup>
Lead	275	1.9	mg/kg	1	07/28/11	07/30/11 RS	SW846 6010B <sup>1</sup>	SW846 3050B <sup>2</sup>

(1) Instrument QC Batch: MA2014

(2) Prep QC Batch: MP3776

(a) All results reported on wet weight basis.

RL = Reporting Limit

## Report of Analysis

<b>Client Sample ID:</b>	V29A-5.5	<b>Date Sampled:</b>	07/26/11
<b>Lab Sample ID:</b>	C17186-3	<b>Date Received:</b>	07/27/11
<b>Matrix:</b>	SO - Soil	<b>Percent Solids:</b>	n/a <sup>a</sup>
<b>Method:</b>	SW846 8260B	<b>Project:</b> Romic Soil Investigation(Romic EPA) - 2081 Bay Road, East Palo Alto, CA	

Run #1	File ID	DF	Analyzed	By	Prep Date	Prep Batch	Analytical Batch
Run #1	L9595.D	1	08/06/11	TF	n/a	n/a	VL300
Run #2							

Run #1	Initial Weight
Run #1	5.49 g
Run #2	

## VOA 8260 List

CAS No.	Compound	Result	RL	MDL	Units	Q
67-64-1	Acetone	26.1	91	18	ug/kg	J
71-43-2	Benzene	ND	4.6	1.4	ug/kg	
108-86-1	Bromobenzene	ND	4.6	1.4	ug/kg	
74-97-5	Bromochloromethane	ND	4.6	1.4	ug/kg	
75-27-4	Bromodichloromethane	ND	4.6	0.91	ug/kg	
75-25-2	Bromoform	ND	4.6	0.91	ug/kg	
104-51-8	n-Butylbenzene	ND	4.6	1.4	ug/kg	
135-98-8	sec-Butylbenzene	ND	4.6	1.4	ug/kg	
98-06-6	tert-Butylbenzene	ND	4.6	1.4	ug/kg	
108-90-7	Chlorobenzene	ND	4.6	1.4	ug/kg	
75-00-3	Chloroethane	ND	4.6	1.4	ug/kg	
67-66-3	Chloroform	ND	4.6	1.4	ug/kg	
95-49-8	o-Chlorotoluene	ND	4.6	1.4	ug/kg	
106-43-4	p-Chlorotoluene	ND	4.6	1.4	ug/kg	
56-23-5	Carbon tetrachloride	ND	4.6	0.91	ug/kg	
75-34-3	1,1-Dichloroethane	ND	4.6	0.91	ug/kg	
75-35-4	1,1-Dichloroethylene	ND	4.6	1.4	ug/kg	
563-58-6	1,1-Dichloropropene	ND	4.6	1.4	ug/kg	
96-12-8	1,2-Dibromo-3-chloropropane	ND	4.6	0.91	ug/kg	
106-93-4	1,2-Dibromoethane	ND	4.6	0.91	ug/kg	
107-06-2	1,2-Dichloroethane	ND	4.6	1.4	ug/kg	
78-87-5	1,2-Dichloropropane	ND	4.6	1.4	ug/kg	
142-28-9	1,3-Dichloropropane	ND	4.6	1.4	ug/kg	
108-20-3	Di-Isopropyl ether	ND	4.6	1.4	ug/kg	
594-20-7	2,2-Dichloropropane	ND	4.6	1.4	ug/kg	
124-48-1	Dibromochloromethane	ND	4.6	0.91	ug/kg	
75-71-8	Dichlorodifluoromethane	ND	4.6	0.91	ug/kg	
156-59-2	cis-1,2-Dichloroethylene	ND	4.6	1.4	ug/kg	
10061-01-5	cis-1,3-Dichloropropene	ND	4.6	1.4	ug/kg	
541-73-1	m-Dichlorobenzene	ND	4.6	1.4	ug/kg	
95-50-1	o-Dichlorobenzene	ND	4.6	1.4	ug/kg	
106-46-7	p-Dichlorobenzene	ND	4.6	1.4	ug/kg	

ND = Not detected MDL - Method Detection Limit

RL = Reporting Limit

E = Indicates value exceeds calibration range

J = Indicates an estimated value

B = Indicates analyte found in associated method blank

N = Indicates presumptive evidence of a compound

## Report of Analysis

<b>Client Sample ID:</b>	V29A-5.5	<b>Date Sampled:</b>	07/26/11
<b>Lab Sample ID:</b>	C17186-3	<b>Date Received:</b>	07/27/11
<b>Matrix:</b>	SO - Soil	<b>Percent Solids:</b>	n/a <sup>a</sup>
<b>Method:</b>	SW846 8260B		
<b>Project:</b>	Romic Soil Investigation(Romic EPA) - 2081 Bay Road, East Palo Alto, CA		

## VOA 8260 List

CAS No.	Compound	Result	RL	MDL	Units	Q
156-60-5	trans-1,2-Dichloroethylene	ND	4.6	1.4	ug/kg	
10061-02-6	trans-1,3-Dichloropropene	ND	4.6	1.4	ug/kg	
100-41-4	Ethylbenzene	ND	4.6	1.4	ug/kg	
637-92-3	Ethyl tert-Butyl Ether	ND	4.6	1.4	ug/kg	
591-78-6	2-Hexanone <sup>b</sup>	ND	36	4.6	ug/kg	
87-68-3	Hexachlorobutadiene	ND	4.6	0.91	ug/kg	
98-82-8	Isopropylbenzene	ND	4.6	1.4	ug/kg	
99-87-6	p-Isopropyltoluene	ND	4.6	1.4	ug/kg	
108-10-1	4-Methyl-2-pentanone	ND	36	14	ug/kg	
74-83-9	Methyl bromide	ND	4.6	2.3	ug/kg	
74-87-3	Methyl chloride	ND	4.6	1.4	ug/kg	
74-95-3	Methylene bromide	ND	4.6	2.3	ug/kg	
75-09-2	Methylene chloride	ND	23	15	ug/kg	
78-93-3	Methyl ethyl ketone	ND	36	11	ug/kg	
1634-04-4	Methyl Tert Butyl Ether	ND	4.6	0.91	ug/kg	
91-20-3	Naphthalene	ND	4.6	1.4	ug/kg	
103-65-1	n-Propylbenzene	ND	4.6	1.4	ug/kg	
100-42-5	Styrene	ND	4.6	0.91	ug/kg	
994-05-8	Tert-Amyl Methyl Ether	ND	4.6	1.1	ug/kg	
75-65-0	Tert Butyl Alcohol	ND	36	9.1	ug/kg	
630-20-6	1,1,1,2-Tetrachloroethane	ND	4.6	0.91	ug/kg	
71-55-6	1,1,1-Trichloroethane	ND	4.6	1.4	ug/kg	
79-34-5	1,1,2,2-Tetrachloroethane	ND	4.6	0.91	ug/kg	
79-00-5	1,1,2-Trichloroethane	ND	4.6	0.91	ug/kg	
87-61-6	1,2,3-Trichlorobenzene	ND	4.6	1.4	ug/kg	
96-18-4	1,2,3-Trichloropropane	ND	4.6	1.4	ug/kg	
120-82-1	1,2,4-Trichlorobenzene	ND	4.6	1.4	ug/kg	
95-63-6	1,2,4-Trimethylbenzene	ND	4.6	1.4	ug/kg	
108-67-8	1,3,5-Trimethylbenzene	ND	4.6	1.4	ug/kg	
127-18-4	Tetrachloroethylene	ND	4.6	3.2	ug/kg	
108-88-3	Toluene	ND	4.6	1.4	ug/kg	
79-01-6	Trichloroethylene	ND	4.6	0.91	ug/kg	
75-69-4	Trichlorofluoromethane	ND	4.6	1.1	ug/kg	
75-01-4	Vinyl chloride	ND	4.6	2.3	ug/kg	
1330-20-7	Xylene (total)	ND	9.1	3.6	ug/kg	

CAS No.	Surrogate Recoveries	Run# 1	Run# 2	Limits
1868-53-7	Dibromofluoromethane	102%		60-130%
2037-26-5	Toluene-D8	112%		60-130%

ND = Not detected MDL - Method Detection Limit

RL = Reporting Limit

E = Indicates value exceeds calibration range

J = Indicates an estimated value

B = Indicates analyte found in associated method blank

N = Indicates presumptive evidence of a compound

## Report of Analysis

<b>Client Sample ID:</b>	V29A-5.5	<b>Date Sampled:</b>	07/26/11
<b>Lab Sample ID:</b>	C17186-3	<b>Date Received:</b>	07/27/11
<b>Matrix:</b>	SO - Soil	<b>Percent Solids:</b>	n/a <sup>a</sup>
<b>Method:</b>	SW846 8260B	<b>Project:</b> Romic Soil Investigation(Romic EPA) - 2081 Bay Road, East Palo Alto, CA	

### VOA 8260 List

CAS No.	Surrogate Recoveries	Run# 1	Run# 2	Limits
460-00-4	4-Bromofluorobenzene	105%		60-130%

- (a) All results reported on wet weight basis.
- (b) CCV outside of control limits (biased high); not detected in sample.

ND = Not detected      MDL - Method Detection Limit  
 RL = Reporting Limit  
 E = Indicates value exceeds calibration range

J = Indicates an estimated value  
 B = Indicates analyte found in associated method blank  
 N = Indicates presumptive evidence of a compound

## Report of Analysis

<b>Client Sample ID:</b>	N26-3.5	<b>Date Sampled:</b>	07/26/11
<b>Lab Sample ID:</b>	C17186-4	<b>Date Received:</b>	07/27/11
<b>Matrix:</b>	SO - Soil	<b>Percent Solids:</b>	n/a <sup>a</sup>
<b>Method:</b>	SW846 8260B	<b>Project:</b> Romic Soil Investigation(Romic EPA) - 2081 Bay Road, East Palo Alto, CA	

Run #	File ID	DF	Analyzed	By	Prep Date	Prep Batch	Analytical Batch
Run #1	L9596.D	1	08/06/11	TF	n/a	n/a	VL300
Run #2							

Run #	Initial Weight
Run #1	6.84 g
Run #2	

## VOA 8260 List

CAS No.	Compound	Result	RL	MDL	Units	Q
67-64-1	Acetone	ND	73	15	ug/kg	
71-43-2	Benzene	7.8	3.7	1.1	ug/kg	
108-86-1	Bromobenzene	ND	3.7	1.1	ug/kg	
74-97-5	Bromochloromethane	ND	3.7	1.1	ug/kg	
75-27-4	Bromodichloromethane	ND	3.7	0.73	ug/kg	
75-25-2	Bromoform	ND	3.7	0.73	ug/kg	
104-51-8	n-Butylbenzene	ND	3.7	1.1	ug/kg	
135-98-8	sec-Butylbenzene	ND	3.7	1.1	ug/kg	
98-06-6	tert-Butylbenzene	ND	3.7	1.1	ug/kg	
108-90-7	Chlorobenzene	11.8	3.7	1.1	ug/kg	
75-00-3	Chloroethane	4.7	3.7	1.1	ug/kg	
67-66-3	Chloroform	ND	3.7	1.1	ug/kg	
95-49-8	o-Chlorotoluene	ND	3.7	1.1	ug/kg	
106-43-4	p-Chlorotoluene	ND	3.7	1.1	ug/kg	
56-23-5	Carbon tetrachloride	ND	3.7	0.73	ug/kg	
75-34-3	1,1-Dichloroethane	1.4	3.7	0.73	ug/kg	J
75-35-4	1,1-Dichloroethylene	ND	3.7	1.1	ug/kg	
563-58-6	1,1-Dichloropropene	ND	3.7	1.1	ug/kg	
96-12-8	1,2-Dibromo-3-chloropropane	ND	3.7	0.73	ug/kg	
106-93-4	1,2-Dibromoethane	ND	3.7	0.73	ug/kg	
107-06-2	1,2-Dichloroethane	ND	3.7	1.1	ug/kg	
78-87-5	1,2-Dichloropropane	ND	3.7	1.1	ug/kg	
142-28-9	1,3-Dichloropropane	ND	3.7	1.1	ug/kg	
108-20-3	Di-Isopropyl ether	2.0	3.7	1.1	ug/kg	J
594-20-7	2,2-Dichloropropane	ND	3.7	1.1	ug/kg	
124-48-1	Dibromochloromethane	ND	3.7	0.73	ug/kg	
75-71-8	Dichlorodifluoromethane	ND	3.7	0.73	ug/kg	
156-59-2	cis-1,2-Dichloroethylene	ND	3.7	1.1	ug/kg	
10061-01-5	cis-1,3-Dichloropropene	ND	3.7	1.1	ug/kg	
541-73-1	m-Dichlorobenzene	ND	3.7	1.1	ug/kg	
95-50-1	o-Dichlorobenzene	ND	3.7	1.1	ug/kg	
106-46-7	p-Dichlorobenzene	ND	3.7	1.1	ug/kg	

ND = Not detected MDL - Method Detection Limit

RL = Reporting Limit

E = Indicates value exceeds calibration range

J = Indicates an estimated value

B = Indicates analyte found in associated method blank

N = Indicates presumptive evidence of a compound

## Report of Analysis

<b>Client Sample ID:</b>	N26-3.5	<b>Date Sampled:</b>	07/26/11
<b>Lab Sample ID:</b>	C17186-4	<b>Date Received:</b>	07/27/11
<b>Matrix:</b>	SO - Soil	<b>Percent Solids:</b>	n/a <sup>a</sup>
<b>Method:</b>	SW846 8260B		
<b>Project:</b>	Romic Soil Investigation(Romic EPA) - 2081 Bay Road,East Palo Alto,CA		

## VOA 8260 List

CAS No.	Compound	Result	RL	MDL	Units	Q
156-60-5	trans-1,2-Dichloroethylene	ND	3.7	1.1	ug/kg	
10061-02-6	trans-1,3-Dichloropropene	ND	3.7	1.1	ug/kg	
100-41-4	Ethylbenzene	91.8	3.7	1.1	ug/kg	
637-92-3	Ethyl tert-Butyl Ether	ND	3.7	1.1	ug/kg	
591-78-6	2-Hexanone <sup>b</sup>	ND	29	3.7	ug/kg	
87-68-3	Hexachlorobutadiene	ND	3.7	0.73	ug/kg	
98-82-8	Isopropylbenzene	3.7	3.7	1.1	ug/kg	
99-87-6	p-Isopropyltoluene	ND	3.7	1.1	ug/kg	
108-10-1	4-Methyl-2-pentanone	ND	29	11	ug/kg	
74-83-9	Methyl bromide	ND	3.7	1.8	ug/kg	
74-87-3	Methyl chloride	ND	3.7	1.1	ug/kg	
74-95-3	Methylene bromide	ND	3.7	1.8	ug/kg	
75-09-2	Methylene chloride	ND	18	12	ug/kg	
78-93-3	Methyl ethyl ketone	ND	29	8.8	ug/kg	
1634-04-4	Methyl Tert Butyl Ether	ND	3.7	0.73	ug/kg	
91-20-3	Naphthalene	ND	3.7	1.1	ug/kg	
103-65-1	n-Propylbenzene	3.8	3.7	1.1	ug/kg	
100-42-5	Styrene	ND	3.7	0.73	ug/kg	
994-05-8	Tert-Amyl Methyl Ether	ND	3.7	0.88	ug/kg	
75-65-0	Tert Butyl Alcohol	9.8	29	7.3	ug/kg	J
630-20-6	1,1,1,2-Tetrachloroethane	ND	3.7	0.73	ug/kg	
71-55-6	1,1,1-Trichloroethane	ND	3.7	1.1	ug/kg	
79-34-5	1,1,2,2-Tetrachloroethane	ND	3.7	0.73	ug/kg	
79-00-5	1,1,2-Trichloroethane	ND	3.7	0.73	ug/kg	
87-61-6	1,2,3-Trichlorobenzene	ND	3.7	1.1	ug/kg	
96-18-4	1,2,3-Trichloropropane	ND	3.7	1.1	ug/kg	
120-82-1	1,2,4-Trichlorobenzene	ND	3.7	1.1	ug/kg	
95-63-6	1,2,4-Trimethylbenzene	2.2	3.7	1.1	ug/kg	J
108-67-8	1,3,5-Trimethylbenzene	ND	3.7	1.1	ug/kg	
127-18-4	Tetrachloroethylene	ND	3.7	2.6	ug/kg	
108-88-3	Toluene	9.3	3.7	1.1	ug/kg	
79-01-6	Trichloroethylene	ND	3.7	0.73	ug/kg	
75-69-4	Trichlorofluoromethane	ND	3.7	0.88	ug/kg	
75-01-4	Vinyl chloride	ND	3.7	1.8	ug/kg	
1330-20-7	Xylene (total)	8.5	7.3	2.9	ug/kg	

CAS No.	Surrogate Recoveries	Run# 1	Run# 2	Limits
1868-53-7	Dibromofluoromethane	103%		60-130%
2037-26-5	Toluene-D8	111%		60-130%

ND = Not detected MDL - Method Detection Limit

RL = Reporting Limit

E = Indicates value exceeds calibration range

J = Indicates an estimated value

B = Indicates analyte found in associated method blank

N = Indicates presumptive evidence of a compound

## Report of Analysis

<b>Client Sample ID:</b> N26-3.5		<b>Date Sampled:</b> 07/26/11
<b>Lab Sample ID:</b> C17186-4		<b>Date Received:</b> 07/27/11
<b>Matrix:</b> SO - Soil		<b>Percent Solids:</b> n/a <sup>a</sup>
<b>Method:</b> SW846 8260B		
<b>Project:</b> Romic Soil Investigation(Romic EPA) - 2081 Bay Road, East Palo Alto, CA		

**VOA 8260 List**

CAS No.	Surrogate Recoveries	Run# 1	Run# 2	Limits
460-00-4	4-Bromofluorobenzene	106%		60-130%

- (a) All results reported on wet weight basis.
- (b) CCV outside of control limits (biased high); not detected in sample.

---

ND = Not detected	MDL - Method Detection Limit	J = Indicates an estimated value
RL = Reporting Limit		B = Indicates analyte found in associated method blank
E = Indicates value exceeds calibration range		N = Indicates presumptive evidence of a compound



## Report of Analysis

<b>Client Sample ID:</b>	N26A-3.5	<b>Date Sampled:</b>	07/26/11
<b>Lab Sample ID:</b>	C17186-5	<b>Date Received:</b>	07/27/11
<b>Matrix:</b>	SO - Soil	<b>Percent Solids:</b>	n/a <sup>a</sup>
<b>Method:</b>	SW846 8260B	<b>Project:</b> Romic Soil Investigation(Romic EPA) - 2081 Bay Road, East Palo Alto, CA	

Run #	File ID	DF	Analyzed	By	Prep Date	Prep Batch	Analytical Batch
Run #1	L9597.D	1	08/06/11	TF	n/a	n/a	VL300
Run #2							

Run #	Initial Weight
Run #1	7.03 g
Run #2	

## VOA 8260 List

CAS No.	Compound	Result	RL	MDL	Units	Q
67-64-1	Acetone	ND	71	14	ug/kg	
71-43-2	Benzene	6.3	3.6	1.1	ug/kg	
108-86-1	Bromobenzene	ND	3.6	1.1	ug/kg	
74-97-5	Bromochloromethane	ND	3.6	1.1	ug/kg	
75-27-4	Bromodichloromethane	ND	3.6	0.71	ug/kg	
75-25-2	Bromoform	ND	3.6	0.71	ug/kg	
104-51-8	n-Butylbenzene	ND	3.6	1.1	ug/kg	
135-98-8	sec-Butylbenzene	ND	3.6	1.1	ug/kg	
98-06-6	tert-Butylbenzene	ND	3.6	1.1	ug/kg	
108-90-7	Chlorobenzene	10.7	3.6	1.1	ug/kg	
75-00-3	Chloroethane	3.1	3.6	1.1	ug/kg	J
67-66-3	Chloroform	ND	3.6	1.1	ug/kg	
95-49-8	o-Chlorotoluene	ND	3.6	1.1	ug/kg	
106-43-4	p-Chlorotoluene	ND	3.6	1.1	ug/kg	
56-23-5	Carbon tetrachloride	ND	3.6	0.71	ug/kg	
75-34-3	1,1-Dichloroethane	0.91	3.6	0.71	ug/kg	J
75-35-4	1,1-Dichloroethylene	ND	3.6	1.1	ug/kg	
563-58-6	1,1-Dichloropropene	ND	3.6	1.1	ug/kg	
96-12-8	1,2-Dibromo-3-chloropropane	ND	3.6	0.71	ug/kg	
106-93-4	1,2-Dibromoethane	ND	3.6	0.71	ug/kg	
107-06-2	1,2-Dichloroethane	ND	3.6	1.1	ug/kg	
78-87-5	1,2-Dichloropropane	ND	3.6	1.1	ug/kg	
142-28-9	1,3-Dichloropropane	ND	3.6	1.1	ug/kg	
108-20-3	Di-Isopropyl ether	1.7	3.6	1.1	ug/kg	J
594-20-7	2,2-Dichloropropane	ND	3.6	1.1	ug/kg	
124-48-1	Dibromochloromethane	ND	3.6	0.71	ug/kg	
75-71-8	Dichlorodifluoromethane	ND	3.6	0.71	ug/kg	
156-59-2	cis-1,2-Dichloroethylene	ND	3.6	1.1	ug/kg	
10061-01-5	cis-1,3-Dichloropropene	ND	3.6	1.1	ug/kg	
541-73-1	m-Dichlorobenzene	ND	3.6	1.1	ug/kg	
95-50-1	o-Dichlorobenzene	ND	3.6	1.1	ug/kg	
106-46-7	p-Dichlorobenzene	ND	3.6	1.1	ug/kg	

ND = Not detected MDL - Method Detection Limit

RL = Reporting Limit

E = Indicates value exceeds calibration range

J = Indicates an estimated value

B = Indicates analyte found in associated method blank

N = Indicates presumptive evidence of a compound

## Report of Analysis

<b>Client Sample ID:</b>	N26A-3.5	<b>Date Sampled:</b>	07/26/11
<b>Lab Sample ID:</b>	C17186-5	<b>Date Received:</b>	07/27/11
<b>Matrix:</b>	SO - Soil	<b>Percent Solids:</b>	n/a <sup>a</sup>
<b>Method:</b>	SW846 8260B		
<b>Project:</b>	Romic Soil Investigation(Romic EPA) - 2081 Bay Road,East Palo Alto,CA		

## VOA 8260 List

CAS No.	Compound	Result	RL	MDL	Units	Q
156-60-5	trans-1,2-Dichloroethylene	ND	3.6	1.1	ug/kg	
10061-02-6	trans-1,3-Dichloropropene	ND	3.6	1.1	ug/kg	
100-41-4	Ethylbenzene	83.9	3.6	1.1	ug/kg	
637-92-3	Ethyl tert-Butyl Ether	ND	3.6	1.1	ug/kg	
591-78-6	2-Hexanone <sup>b</sup>	ND	28	3.6	ug/kg	
87-68-3	Hexachlorobutadiene	ND	3.6	0.71	ug/kg	
98-82-8	Isopropylbenzene	3.2	3.6	1.1	ug/kg	J
99-87-6	p-Isopropyltoluene	ND	3.6	1.1	ug/kg	
108-10-1	4-Methyl-2-pentanone	ND	28	11	ug/kg	
74-83-9	Methyl bromide	ND	3.6	1.8	ug/kg	
74-87-3	Methyl chloride	ND	3.6	1.1	ug/kg	
74-95-3	Methylene bromide	ND	3.6	1.8	ug/kg	
75-09-2	Methylene chloride	ND	18	11	ug/kg	
78-93-3	Methyl ethyl ketone	ND	28	8.5	ug/kg	
1634-04-4	Methyl Tert Butyl Ether	ND	3.6	0.71	ug/kg	
91-20-3	Naphthalene	ND	3.6	1.1	ug/kg	
103-65-1	n-Propylbenzene	3.3	3.6	1.1	ug/kg	J
100-42-5	Styrene	ND	3.6	0.71	ug/kg	
994-05-8	Tert-Amyl Methyl Ether	ND	3.6	0.85	ug/kg	
75-65-0	Tert Butyl Alcohol	10	28	7.1	ug/kg	J
630-20-6	1,1,1,2-Tetrachloroethane	ND	3.6	0.71	ug/kg	
71-55-6	1,1,1-Trichloroethane	ND	3.6	1.1	ug/kg	
79-34-5	1,1,2,2-Tetrachloroethane	ND	3.6	0.71	ug/kg	
79-00-5	1,1,2-Trichloroethane	ND	3.6	0.71	ug/kg	
87-61-6	1,2,3-Trichlorobenzene	ND	3.6	1.1	ug/kg	
96-18-4	1,2,3-Trichloropropane	ND	3.6	1.1	ug/kg	
120-82-1	1,2,4-Trichlorobenzene	ND	3.6	1.1	ug/kg	
95-63-6	1,2,4-Trimethylbenzene	1.2	3.6	1.1	ug/kg	J
108-67-8	1,3,5-Trimethylbenzene	ND	3.6	1.1	ug/kg	
127-18-4	Tetrachloroethylene	ND	3.6	2.5	ug/kg	
108-88-3	Toluene	8.0	3.6	1.1	ug/kg	
79-01-6	Trichloroethylene	ND	3.6	0.71	ug/kg	
75-69-4	Trichlorofluoromethane	ND	3.6	0.85	ug/kg	
75-01-4	Vinyl chloride	ND	3.6	1.8	ug/kg	
1330-20-7	Xylene (total)	5.4	7.1	2.8	ug/kg	J

CAS No.	Surrogate Recoveries	Run# 1	Run# 2	Limits
1868-53-7	Dibromofluoromethane	104%		60-130%
2037-26-5	Toluene-D8	112%		60-130%

ND = Not detected MDL - Method Detection Limit

RL = Reporting Limit

E = Indicates value exceeds calibration range

J = Indicates an estimated value

B = Indicates analyte found in associated method blank

N = Indicates presumptive evidence of a compound

## Report of Analysis

<b>Client Sample ID:</b>	N26A-3.5	<b>Date Sampled:</b>	07/26/11
<b>Lab Sample ID:</b>	C17186-5	<b>Date Received:</b>	07/27/11
<b>Matrix:</b>	SO - Soil	<b>Percent Solids:</b>	n/a <sup>a</sup>
<b>Method:</b>	SW846 8260B	<b>Project:</b> Romic Soil Investigation(Romic EPA) - 2081 Bay Road, East Palo Alto, CA	

**VOA 8260 List**

CAS No.	Surrogate Recoveries	Run# 1	Run# 2	Limits
460-00-4	4-Bromofluorobenzene	107%		60-130%

- (a) All results reported on wet weight basis.
- (b) CCV outside of control limits (biased high); not detected in sample.

ND = Not detected      MDL - Method Detection Limit  
 RL = Reporting Limit  
 E = Indicates value exceeds calibration range

J = Indicates an estimated value  
 B = Indicates analyte found in associated method blank  
 N = Indicates presumptive evidence of a compound

## Report of Analysis

<b>Client Sample ID:</b>	N26-6.5	<b>Date Sampled:</b>	07/26/11
<b>Lab Sample ID:</b>	C17186-6	<b>Date Received:</b>	07/27/11
<b>Matrix:</b>	SO - Soil	<b>Percent Solids:</b>	n/a <sup>a</sup>
<b>Method:</b>	SW846 8260B	<b>Project:</b> Romic Soil Investigation(Romic EPA) - 2081 Bay Road, East Palo Alto, CA	

Run #	File ID	DF	Analyzed	By	Prep Date	Prep Batch	Analytical Batch
Run #1	L9598.D	1	08/06/11	TF	n/a	n/a	VL300
Run #2							

Run #	Initial Weight
Run #1	6.73 g
Run #2	

## VOA 8260 List

CAS No.	Compound	Result	RL	MDL	Units	Q
67-64-1	Acetone	ND	74	15	ug/kg	
71-43-2	Benzene	6.8	3.7	1.1	ug/kg	
108-86-1	Bromobenzene	ND	3.7	1.1	ug/kg	
74-97-5	Bromochloromethane	ND	3.7	1.1	ug/kg	
75-27-4	Bromodichloromethane	ND	3.7	0.74	ug/kg	
75-25-2	Bromoform	ND	3.7	0.74	ug/kg	
104-51-8	n-Butylbenzene	ND	3.7	1.1	ug/kg	
135-98-8	sec-Butylbenzene	ND	3.7	1.1	ug/kg	
98-06-6	tert-Butylbenzene	ND	3.7	1.1	ug/kg	
108-90-7	Chlorobenzene	12.7	3.7	1.1	ug/kg	
75-00-3	Chloroethane	2.2	3.7	1.1	ug/kg	J
67-66-3	Chloroform	ND	3.7	1.1	ug/kg	
95-49-8	o-Chlorotoluene	ND	3.7	1.1	ug/kg	
106-43-4	p-Chlorotoluene	ND	3.7	1.1	ug/kg	
56-23-5	Carbon tetrachloride	ND	3.7	0.74	ug/kg	
75-34-3	1,1-Dichloroethane	40.7	3.7	0.74	ug/kg	
75-35-4	1,1-Dichloroethylene	ND	3.7	1.1	ug/kg	
563-58-6	1,1-Dichloropropene	ND	3.7	1.1	ug/kg	
96-12-8	1,2-Dibromo-3-chloropropane	ND	3.7	0.74	ug/kg	
106-93-4	1,2-Dibromoethane	ND	3.7	0.74	ug/kg	
107-06-2	1,2-Dichloroethane	ND	3.7	1.1	ug/kg	
78-87-5	1,2-Dichloropropane	ND	3.7	1.1	ug/kg	
142-28-9	1,3-Dichloropropane	ND	3.7	1.1	ug/kg	
108-20-3	Di-Isopropyl ether	2.0	3.7	1.1	ug/kg	J
594-20-7	2,2-Dichloropropane	ND	3.7	1.1	ug/kg	
124-48-1	Dibromochloromethane	ND	3.7	0.74	ug/kg	
75-71-8	Dichlorodifluoromethane	ND	3.7	0.74	ug/kg	
156-59-2	cis-1,2-Dichloroethylene	ND	3.7	1.1	ug/kg	
10061-01-5	cis-1,3-Dichloropropene	ND	3.7	1.1	ug/kg	
541-73-1	m-Dichlorobenzene	ND	3.7	1.1	ug/kg	
95-50-1	o-Dichlorobenzene	ND	3.7	1.1	ug/kg	
106-46-7	p-Dichlorobenzene	ND	3.7	1.1	ug/kg	

ND = Not detected MDL - Method Detection Limit

RL = Reporting Limit

E = Indicates value exceeds calibration range

J = Indicates an estimated value

B = Indicates analyte found in associated method blank

N = Indicates presumptive evidence of a compound

## Report of Analysis

<b>Client Sample ID:</b>	N26-6.5	<b>Date Sampled:</b>	07/26/11
<b>Lab Sample ID:</b>	C17186-6	<b>Date Received:</b>	07/27/11
<b>Matrix:</b>	SO - Soil	<b>Percent Solids:</b>	n/a <sup>a</sup>
<b>Method:</b>	SW846 8260B	<b>Project:</b> Romic Soil Investigation(Romic EPA) - 2081 Bay Road,East Palo Alto,CA	

## VOA 8260 List

CAS No.	Compound	Result	RL	MDL	Units	Q
156-60-5	trans-1,2-Dichloroethylene	2.7	3.7	1.1	ug/kg	J
10061-02-6	trans-1,3-Dichloropropene	ND	3.7	1.1	ug/kg	
100-41-4	Ethylbenzene	43.2	3.7	1.1	ug/kg	
637-92-3	Ethyl tert-Butyl Ether	ND	3.7	1.1	ug/kg	
591-78-6	2-Hexanone <sup>b</sup>	ND	30	3.7	ug/kg	
87-68-3	Hexachlorobutadiene	ND	3.7	0.74	ug/kg	
98-82-8	Isopropylbenzene	1.1	3.7	1.1	ug/kg	J
99-87-6	p-Isopropyltoluene	ND	3.7	1.1	ug/kg	
108-10-1	4-Methyl-2-pentanone	ND	30	11	ug/kg	
74-83-9	Methyl bromide	ND	3.7	1.9	ug/kg	
74-87-3	Methyl chloride	ND	3.7	1.1	ug/kg	
74-95-3	Methylene bromide	ND	3.7	1.9	ug/kg	
75-09-2	Methylene chloride	ND	19	12	ug/kg	
78-93-3	Methyl ethyl ketone	ND	30	8.9	ug/kg	
1634-04-4	Methyl Tert Butyl Ether	ND	3.7	0.74	ug/kg	
91-20-3	Naphthalene	ND	3.7	1.1	ug/kg	
103-65-1	n-Propylbenzene	ND	3.7	1.1	ug/kg	
100-42-5	Styrene	ND	3.7	0.74	ug/kg	
994-05-8	Tert-Amyl Methyl Ether	ND	3.7	0.89	ug/kg	
75-65-0	Tert Butyl Alcohol	12.3	30	7.4	ug/kg	J
630-20-6	1,1,1,2-Tetrachloroethane	ND	3.7	0.74	ug/kg	
71-55-6	1,1,1-Trichloroethane	ND	3.7	1.1	ug/kg	
79-34-5	1,1,2,2-Tetrachloroethane	ND	3.7	0.74	ug/kg	
79-00-5	1,1,2-Trichloroethane	ND	3.7	0.74	ug/kg	
87-61-6	1,2,3-Trichlorobenzene	ND	3.7	1.1	ug/kg	
96-18-4	1,2,3-Trichloropropane	ND	3.7	1.1	ug/kg	
120-82-1	1,2,4-Trichlorobenzene	ND	3.7	1.1	ug/kg	
95-63-6	1,2,4-Trimethylbenzene	ND	3.7	1.1	ug/kg	
108-67-8	1,3,5-Trimethylbenzene	ND	3.7	1.1	ug/kg	
127-18-4	Tetrachloroethylene	ND	3.7	2.6	ug/kg	
108-88-3	Toluene	7.0	3.7	1.1	ug/kg	
79-01-6	Trichloroethylene	ND	3.7	0.74	ug/kg	
75-69-4	Trichlorofluoromethane	ND	3.7	0.89	ug/kg	
75-01-4	Vinyl chloride	ND	3.7	1.9	ug/kg	
1330-20-7	Xylene (total)	ND	7.4	3.0	ug/kg	

CAS No.	Surrogate Recoveries	Run# 1	Run# 2	Limits
1868-53-7	Dibromofluoromethane	103%		60-130%
2037-26-5	Toluene-D8	112%		60-130%

ND = Not detected MDL - Method Detection Limit

RL = Reporting Limit

E = Indicates value exceeds calibration range

J = Indicates an estimated value

B = Indicates analyte found in associated method blank

N = Indicates presumptive evidence of a compound

## Report of Analysis

<b>Client Sample ID:</b>	N26-6.5	<b>Date Sampled:</b>	07/26/11
<b>Lab Sample ID:</b>	C17186-6	<b>Date Received:</b>	07/27/11
<b>Matrix:</b>	SO - Soil	<b>Percent Solids:</b>	n/a <sup>a</sup>
<b>Method:</b>	SW846 8260B	<b>Project:</b> Romic Soil Investigation(Romic EPA) - 2081 Bay Road, East Palo Alto, CA	

### VOA 8260 List

CAS No.	Surrogate Recoveries	Run# 1	Run# 2	Limits
460-00-4	4-Bromofluorobenzene	104%		60-130%

(a) All results reported on wet weight basis.

(b) CCV outside of control limits (biased high); not detected in sample.

ND = Not detected      MDL - Method Detection Limit  
 RL = Reporting Limit  
 E = Indicates value exceeds calibration range

J = Indicates an estimated value  
 B = Indicates analyte found in associated method blank  
 N = Indicates presumptive evidence of a compound

## Report of Analysis

<b>Client Sample ID:</b>	K27-0.5	
<b>Lab Sample ID:</b>	C17186-7	<b>Date Sampled:</b> 07/26/11
<b>Matrix:</b>	SO - Soil	<b>Date Received:</b> 07/27/11
<b>Method:</b>	SW846 8260B	<b>Percent Solids:</b> n/a <sup>a</sup>
<b>Project:</b>	Romic Soil Investigation(Romic EPA) - 2081 Bay Road, East Palo Alto, CA	

Run #	File ID	DF	Analyzed	By	Prep Date	Prep Batch	Analytical Batch
Run #1	L9599.D	1	08/06/11	TF	n/a	n/a	VL300
Run #2							

Run #	Initial Weight
Run #1	6.21 g
Run #2	

## VOA 8260 List

CAS No.	Compound	Result	RL	MDL	Units	Q
67-64-1	Acetone	28.2	81	16	ug/kg	J
71-43-2	Benzene	ND	4.0	1.2	ug/kg	
108-86-1	Bromobenzene	ND	4.0	1.2	ug/kg	
74-97-5	Bromochloromethane	ND	4.0	1.2	ug/kg	
75-27-4	Bromodichloromethane	ND	4.0	0.81	ug/kg	
75-25-2	Bromoform	ND	4.0	0.81	ug/kg	
104-51-8	n-Butylbenzene	ND	4.0	1.2	ug/kg	
135-98-8	sec-Butylbenzene	ND	4.0	1.2	ug/kg	
98-06-6	tert-Butylbenzene	ND	4.0	1.2	ug/kg	
108-90-7	Chlorobenzene	ND	4.0	1.2	ug/kg	
75-00-3	Chloroethane	ND	4.0	1.2	ug/kg	
67-66-3	Chloroform	ND	4.0	1.2	ug/kg	
95-49-8	o-Chlorotoluene	ND	4.0	1.2	ug/kg	
106-43-4	p-Chlorotoluene	ND	4.0	1.2	ug/kg	
56-23-5	Carbon tetrachloride	ND	4.0	0.81	ug/kg	
75-34-3	1,1-Dichloroethane	ND	4.0	0.81	ug/kg	
75-35-4	1,1-Dichloroethylene	ND	4.0	1.2	ug/kg	
563-58-6	1,1-Dichloropropene	ND	4.0	1.2	ug/kg	
96-12-8	1,2-Dibromo-3-chloropropane	ND	4.0	0.81	ug/kg	
106-93-4	1,2-Dibromoethane	ND	4.0	0.81	ug/kg	
107-06-2	1,2-Dichloroethane	ND	4.0	1.2	ug/kg	
78-87-5	1,2-Dichloropropane	ND	4.0	1.2	ug/kg	
142-28-9	1,3-Dichloropropane	ND	4.0	1.2	ug/kg	
108-20-3	Di-Isopropyl ether	ND	4.0	1.2	ug/kg	
594-20-7	2,2-Dichloropropane	ND	4.0	1.2	ug/kg	
124-48-1	Dibromochloromethane	ND	4.0	0.81	ug/kg	
75-71-8	Dichlorodifluoromethane	ND	4.0	0.81	ug/kg	
156-59-2	cis-1,2-Dichloroethylene	ND	4.0	1.2	ug/kg	
10061-01-5	cis-1,3-Dichloropropene	ND	4.0	1.2	ug/kg	
541-73-1	m-Dichlorobenzene	ND	4.0	1.2	ug/kg	
95-50-1	o-Dichlorobenzene	ND	4.0	1.2	ug/kg	
106-46-7	p-Dichlorobenzene	ND	4.0	1.2	ug/kg	

ND = Not detected MDL - Method Detection Limit

RL = Reporting Limit

E = Indicates value exceeds calibration range

J = Indicates an estimated value

B = Indicates analyte found in associated method blank

N = Indicates presumptive evidence of a compound

## Report of Analysis

<b>Client Sample ID:</b>	K27-0.5	<b>Date Sampled:</b>	07/26/11
<b>Lab Sample ID:</b>	C17186-7	<b>Date Received:</b>	07/27/11
<b>Matrix:</b>	SO - Soil	<b>Percent Solids:</b>	n/a <sup>a</sup>
<b>Method:</b>	SW846 8260B	<b>Project:</b> Romic Soil Investigation(Romic EPA) - 2081 Bay Road,East Palo Alto,CA	

## VOA 8260 List

CAS No.	Compound	Result	RL	MDL	Units	Q
156-60-5	trans-1,2-Dichloroethylene	ND	4.0	1.2	ug/kg	
10061-02-6	trans-1,3-Dichloropropene	ND	4.0	1.2	ug/kg	
100-41-4	Ethylbenzene	ND	4.0	1.2	ug/kg	
637-92-3	Ethyl tert-Butyl Ether	ND	4.0	1.2	ug/kg	
591-78-6	2-Hexanone <sup>b</sup>	ND	32	4.0	ug/kg	
87-68-3	Hexachlorobutadiene	ND	4.0	0.81	ug/kg	
98-82-8	Isopropylbenzene	ND	4.0	1.2	ug/kg	
99-87-6	p-Isopropyltoluene	ND	4.0	1.2	ug/kg	
108-10-1	4-Methyl-2-pentanone	ND	32	12	ug/kg	
74-83-9	Methyl bromide	ND	4.0	2.0	ug/kg	
74-87-3	Methyl chloride	ND	4.0	1.2	ug/kg	
74-95-3	Methylene bromide	ND	4.0	2.0	ug/kg	
75-09-2	Methylene chloride	ND	20	13	ug/kg	
78-93-3	Methyl ethyl ketone	ND	32	9.7	ug/kg	
1634-04-4	Methyl Tert Butyl Ether	ND	4.0	0.81	ug/kg	
91-20-3	Naphthalene	ND	4.0	1.2	ug/kg	
103-65-1	n-Propylbenzene	ND	4.0	1.2	ug/kg	
100-42-5	Styrene	ND	4.0	0.81	ug/kg	
994-05-8	Tert-Amyl Methyl Ether	ND	4.0	0.97	ug/kg	
75-65-0	Tert Butyl Alcohol	ND	32	8.1	ug/kg	
630-20-6	1,1,1,2-Tetrachloroethane	ND	4.0	0.81	ug/kg	
71-55-6	1,1,1-Trichloroethane	ND	4.0	1.2	ug/kg	
79-34-5	1,1,2,2-Tetrachloroethane	ND	4.0	0.81	ug/kg	
79-00-5	1,1,2-Trichloroethane	ND	4.0	0.81	ug/kg	
87-61-6	1,2,3-Trichlorobenzene	ND	4.0	1.2	ug/kg	
96-18-4	1,2,3-Trichloropropane	ND	4.0	1.2	ug/kg	
120-82-1	1,2,4-Trichlorobenzene	ND	4.0	1.2	ug/kg	
95-63-6	1,2,4-Trimethylbenzene	ND	4.0	1.2	ug/kg	
108-67-8	1,3,5-Trimethylbenzene	ND	4.0	1.2	ug/kg	
127-18-4	Tetrachloroethylene	ND	4.0	2.8	ug/kg	
108-88-3	Toluene	ND	4.0	1.2	ug/kg	
79-01-6	Trichloroethylene	ND	4.0	0.81	ug/kg	
75-69-4	Trichlorofluoromethane	ND	4.0	0.97	ug/kg	
75-01-4	Vinyl chloride	ND	4.0	2.0	ug/kg	
1330-20-7	Xylene (total)	ND	8.1	3.2	ug/kg	

CAS No.	Surrogate Recoveries	Run# 1	Run# 2	Limits
1868-53-7	Dibromofluoromethane	102%		60-130%
2037-26-5	Toluene-D8	112%		60-130%

ND = Not detected MDL - Method Detection Limit

RL = Reporting Limit

E = Indicates value exceeds calibration range

J = Indicates an estimated value

B = Indicates analyte found in associated method blank

N = Indicates presumptive evidence of a compound



## Report of Analysis

<b>Client Sample ID:</b>	K27-0.5	<b>Date Sampled:</b>	07/26/11
<b>Lab Sample ID:</b>	C17186-7	<b>Date Received:</b>	07/27/11
<b>Matrix:</b>	SO - Soil	<b>Percent Solids:</b>	n/a <sup>a</sup>
<b>Method:</b>	SW846 8260B	<b>Project:</b> Romic Soil Investigation(Romic EPA) - 2081 Bay Road, East Palo Alto, CA	

### VOA 8260 List

CAS No.	Surrogate Recoveries	Run# 1	Run# 2	Limits
460-00-4	4-Bromofluorobenzene	106%		60-130%

(a) All results reported on wet weight basis.

(b) CCV outside of control limits (biased high); not detected in sample.

ND = Not detected      MDL - Method Detection Limit  
 RL = Reporting Limit  
 E = Indicates value exceeds calibration range

J = Indicates an estimated value  
 B = Indicates analyte found in associated method blank  
 N = Indicates presumptive evidence of a compound

## Report of Analysis

<b>Client Sample ID:</b> K27-0.5	
<b>Lab Sample ID:</b> C17186-7	<b>Date Sampled:</b> 07/26/11
<b>Matrix:</b> SO - Soil	<b>Date Received:</b> 07/27/11
<b>Method:</b> SW846 8270C SW846 3550B	<b>Percent Solids:</b> n/a <sup>a</sup>
<b>Project:</b> Romic Soil Investigation(Romic EPA) - 2081 Bay Road, East Palo Alto, CA	

Run #1	File ID	DF	Analyzed	By	Prep Date	Prep Batch	Analytical Batch
Run #1	Y9107.D	1	07/30/11	MT	07/29/11	OP4332	EY434
Run #2							

Run #1	Initial Weight	Final Volume
Run #1	10.2 g	1.0 ml
Run #2		

## ABN Full List

CAS No.	Compound	Result	RL	MDL	Units	Q
65-85-0	Benzoic acid	ND	980	870	ug/kg	
95-57-8	2-Chlorophenol	ND	980	670	ug/kg	
59-50-7	4-Chloro-3-methyl phenol	ND	490	410	ug/kg	
120-83-2	2,4-Dichlorophenol	ND	490	140	ug/kg	
105-67-9	2,4-Dimethylphenol	ND	490	150	ug/kg	
51-28-5	2,4-Dinitrophenol	ND	2500	830	ug/kg	
534-52-1	4,6-Dinitro-o-cresol	ND	2000	1000	ug/kg	
95-48-7	2-Methylphenol	ND	490	170	ug/kg	
	3&4-Methylphenol	ND	490	150	ug/kg	
88-75-5	2-Nitrophenol	ND	490	130	ug/kg	
100-02-7	4-Nitrophenol	ND	2000	1200	ug/kg	
87-86-5	Pentachlorophenol	ND	490	410	ug/kg	
108-95-2	Phenol	ND	2000	1300	ug/kg	
95-95-4	2,4,5-Trichlorophenol	ND	490	120	ug/kg	
88-06-2	2,4,6-Trichlorophenol	ND	490	160	ug/kg	
83-32-9	Acenaphthene	ND	980	490	ug/kg	
208-96-8	Acenaphthylene	ND	490	200	ug/kg	
62-53-3	Aniline	ND	490	140	ug/kg	
120-12-7	Anthracene	ND	490	98	ug/kg	
103-33-3	Azobenzene	ND	490	170	ug/kg	
92-87-5	Benzidine	ND	2500	720	ug/kg	
56-55-3	Benzo(a)anthracene	ND	490	69	ug/kg	
50-32-8	Benzo(a)pyrene	ND	490	88	ug/kg	
205-99-2	Benzo(b)fluoranthene	ND	490	59	ug/kg	
191-24-2	Benzo(g,h,i)perylene	ND	490	150	ug/kg	
207-08-9	Benzo(k)fluoranthene	ND	490	120	ug/kg	
101-55-3	4-Bromophenyl phenyl ether	ND	490	150	ug/kg	
85-68-7	Butyl benzyl phthalate	ND	490	110	ug/kg	
100-51-6	Benzyl Alcohol	ND	980	160	ug/kg	
91-58-7	2-Chloronaphthalene	ND	490	180	ug/kg	
106-47-8	4-Chloroaniline	ND	490	140	ug/kg	
86-74-8	Carbazole	ND	490	78	ug/kg	

ND = Not detected MDL - Method Detection Limit

RL = Reporting Limit

E = Indicates value exceeds calibration range

J = Indicates an estimated value

B = Indicates analyte found in associated method blank

N = Indicates presumptive evidence of a compound

## Report of Analysis

<b>Client Sample ID:</b>	K27-0.5		<b>Date Sampled:</b>	07/26/11
<b>Lab Sample ID:</b>	C17186-7		<b>Date Received:</b>	07/27/11
<b>Matrix:</b>	SO - Soil		<b>Percent Solids:</b>	n/a <sup>a</sup>
<b>Method:</b>	SW846 8270C SW846 3550B			
<b>Project:</b>	Romic Soil Investigation(Romic EPA) - 2081 Bay Road, East Palo Alto, CA			

## ABN Full List

CAS No.	Compound	Result	RL	MDL	Units	Q
218-01-9	Chrysene	ND	490	98	ug/kg	
111-91-1	bis(2-Chloroethoxy)methane	ND	490	180	ug/kg	
111-44-4	bis(2-Chloroethyl)ether	ND	490	230	ug/kg	
108-60-1	bis(2-Chloroisopropyl)ether	ND	490	260	ug/kg	
7005-72-3	4-Chlorophenyl phenyl ether	ND	490	190	ug/kg	
95-50-1	1,2-Dichlorobenzene	ND	490	160	ug/kg	
541-73-1	1,3-Dichlorobenzene	ND	490	150	ug/kg	
106-46-7	1,4-Dichlorobenzene	ND	490	410	ug/kg	
121-14-2	2,4-Dinitrotoluene	ND	490	450	ug/kg	
606-20-2	2,6-Dinitrotoluene	ND	980	310	ug/kg	
91-94-1	3,3'-Dichlorobenzidine	ND	2500	140	ug/kg	
53-70-3	Dibenzo(a,h)anthracene	ND	490	130	ug/kg	
132-64-9	Dibenzofuran	ND	490	160	ug/kg	
122-39-4	Diphenylamine	ND	490	120	ug/kg	
84-74-2	Di-n-butyl phthalate	ND	490	98	ug/kg	
117-84-0	Di-n-octyl phthalate	ND	490	130	ug/kg	
84-66-2	Diethyl phthalate	ND	490	170	ug/kg	
131-11-3	Dimethyl phthalate	ND	490	180	ug/kg	
117-81-7	bis(2-Ethylhexyl)phthalate	ND	490	220	ug/kg	
206-44-0	Fluoranthene	ND	490	98	ug/kg	
86-73-7	Fluorene	ND	490	180	ug/kg	
118-74-1	Hexachlorobenzene	ND	490	130	ug/kg	
87-68-3	Hexachlorobutadiene	ND	490	190	ug/kg	
77-47-4	Hexachlorocyclopentadiene	ND	490	140	ug/kg	
67-72-1	Hexachloroethane	ND	490	160	ug/kg	
193-39-5	Indeno(1,2,3-cd)pyrene	ND	490	140	ug/kg	
78-59-1	Isophorone	ND	490	170	ug/kg	
90-12-0	1-Methylnaphthalene	ND	490	160	ug/kg	
91-57-6	2-Methylnaphthalene	ND	490	160	ug/kg	
88-74-4	2-Nitroaniline	ND	490	120	ug/kg	
99-09-2	3-Nitroaniline	ND	490	120	ug/kg	
100-01-6	4-Nitroaniline	ND	490	290	ug/kg	
91-20-3	Naphthalene	ND	490	170	ug/kg	
98-95-3	Nitrobenzene	ND	490	160	ug/kg	
62-75-9	N-Nitrosodimethylamine	ND	4900	2200	ug/kg	
621-64-7	N-Nitroso-di-n-propylamine	ND	980	540	ug/kg	
85-01-8	Phenanthrene	ND	490	110	ug/kg	
129-00-0	Pyrene	ND	980	670	ug/kg	
110-86-1	Pyridine	ND	2000	220	ug/kg	
120-82-1	1,2,4-Trichlorobenzene	ND	490	330	ug/kg	

ND = Not detected MDL - Method Detection Limit

RL = Reporting Limit

E = Indicates value exceeds calibration range

J = Indicates an estimated value

B = Indicates analyte found in associated method blank

N = Indicates presumptive evidence of a compound

## Report of Analysis

<b>Client Sample ID:</b>	K27-0.5		<b>Date Sampled:</b>	07/26/11
<b>Lab Sample ID:</b>	C17186-7		<b>Date Received:</b>	07/27/11
<b>Matrix:</b>	SO - Soil		<b>Percent Solids:</b>	n/a <sup>a</sup>
<b>Method:</b>	SW846 8270C SW846 3550B			
<b>Project:</b>	Romic Soil Investigation(Romic EPA) - 2081 Bay Road, East Palo Alto, CA			

## ABN Full List

CAS No.	Surrogate Recoveries	Run# 1	Run# 2	Limits
367-12-4	2-Fluorophenol	49%		20-100%
4165-62-2	Phenol-d5	50%		20-100%
118-79-6	2,4,6-Tribromophenol	64%		30-100%
4165-60-0	Nitrobenzene-d5	49%		20-100%
321-60-8	2-Fluorobiphenyl	51%		20-106%
1718-51-0	Terphenyl-d14	87%		55-130%

(a) All results reported on wet weight basis.

ND = Not detected      MDL - Method Detection Limit  
 RL = Reporting Limit  
 E = Indicates value exceeds calibration range

J = Indicates an estimated value  
 B = Indicates analyte found in associated method blank  
 N = Indicates presumptive evidence of a compound

## Report of Analysis

<b>Client Sample ID:</b> K27-0.5		<b>Date Sampled:</b> 07/26/11
<b>Lab Sample ID:</b> C17186-7		<b>Date Received:</b> 07/27/11
<b>Matrix:</b> SO - Soil		<b>Percent Solids:</b> n/a <sup>a</sup>
<b>Method:</b> SW846 8015B		
<b>Project:</b> Romic Soil Investigation(Romic EPA) - 2081 Bay Road, East Palo Alto, CA		

Run #	File ID	DF	Analyzed	By	Prep Date	Prep Batch	Analytical Batch
Run #1	JK21764.D	1	08/08/11	TT	n/a	n/a	GJK896
Run #2							

Run #	Initial Weight
Run #1	5.08 g
Run #2	

**TPH Volatiles**

CAS No.	Compound	Result	RL	MDL	Units	Q
	TPH-GRO (C6-C10)	ND	0.098	0.049	mg/kg	
CAS No.	Surrogate Recoveries	Run# 1	Run# 2	Limits		
98-08-8	aaa-Trifluorotoluene	85%		60-157%		

(a) All results reported on wet weight basis.

ND = Not detected      MDL - Method Detection Limit  
 RL = Reporting Limit

J = Indicates an estimated value  
 B = Indicates analyte found in associated method blank  
 N = Indicates presumptive evidence of a compound

## Report of Analysis

<b>Client Sample ID:</b> K27-0.5	
<b>Lab Sample ID:</b> C17186-7	<b>Date Sampled:</b> 07/26/11
<b>Matrix:</b> SO - Soil	<b>Date Received:</b> 07/27/11
<b>Method:</b> SW846 8081A SW846 3545A	<b>Percent Solids:</b> n/a <sup>a</sup>
<b>Project:</b> Romic Soil Investigation(Romic EPA) - 2081 Bay Road, East Palo Alto, CA	

Run #1	File ID	DF	Analyzed	By	Prep Date	Prep Batch	Analytical Batch
Run #1	OO23012.D	1	07/31/11	RV	07/28/11	OP4315	G00733
Run #2							

Run #1	Initial Weight	Final Volume
Run #1	10.1 g	10.0 ml
Run #2		

## Pesticide PPL List

CAS No.	Compound	Result	RL	MDL	Units	Q
309-00-2	Aldrin	ND	25	9.9	ug/kg	
319-84-6	alpha-BHC	ND	25	11	ug/kg	
319-85-7	beta-BHC	ND	25	3.5	ug/kg	
319-86-8	delta-BHC	ND	25	3.5	ug/kg	
58-89-9	gamma-BHC (Lindane)	ND	25	7.4	ug/kg	
12789-03-6	Chlordane	ND	99	99	ug/kg	
60-57-1	Dieldrin	ND	25	3.0	ug/kg	
72-54-8	4,4' -DDD	ND	25	3.5	ug/kg	
72-55-9	4,4' -DDE	ND	25	3.0	ug/kg	
50-29-3	4,4' -DDT	ND	25	3.0	ug/kg	
72-20-8	Endrin	ND	25	3.0	ug/kg	
7421-93-4	Endrin aldehyde	ND	25	5.9	ug/kg	
959-98-8	Endosulfan-I	ND	25	3.5	ug/kg	
33213-65-9	Endosulfan-II	ND	25	3.5	ug/kg	
1031-07-8	Endosulfan sulfate	ND	25	7.9	ug/kg	
76-44-8	Heptachlor	ND	25	5.9	ug/kg	
1024-57-3	Heptachlor epoxide	ND	25	4.0	ug/kg	
72-43-5	Methoxychlor	ND	25	3.5	ug/kg	
8001-35-2	Toxaphene	ND	99	99	ug/kg	

CAS No.	Surrogate Recoveries	Run# 1	Run# 2	Limits
877-09-8	Tetrachloro-m-xylene	61%		35-132%
877-09-8	Tetrachloro-m-xylene	71%		35-132%
2051-24-3	Decachlorobiphenyl	80%		35-132%
2051-24-3	Decachlorobiphenyl	88%		35-132%

(a) All results reported on wet weight basis.

ND = Not detected      MDL - Method Detection Limit  
 RL = Reporting Limit  
 E = Indicates value exceeds calibration range

J = Indicates an estimated value  
 B = Indicates analyte found in associated method blank  
 N = Indicates presumptive evidence of a compound

## Report of Analysis

<b>Client Sample ID:</b> K27-0.5		<b>Date Sampled:</b> 07/26/11
<b>Lab Sample ID:</b> C17186-7		<b>Date Received:</b> 07/27/11
<b>Matrix:</b> SO - Soil		<b>Percent Solids:</b> n/a <sup>a</sup>
<b>Method:</b> SW846 8082 SW846 3545A		
<b>Project:</b> Romc Soil Investigation(Romc EPA) - 2081 Bay Road, East Palo Alto, CA		

Run #1	File ID	DF	Analyzed	By	Prep Date	Prep Batch	Analytical Batch
Run #1	PP20532.D	1	07/28/11	RV	07/28/11	OP4316	GPP694
Run #2							

Run #1	Initial Weight	Final Volume
Run #1	10.1 g	10.0 ml
Run #2		

**PCB List**

CAS No.	Compound	Result	RL	MDL	Units	Q
12674-11-2	Aroclor 1016	ND	99	17	ug/kg	
11104-28-2	Aroclor 1221	ND	99	50	ug/kg	
11141-16-5	Aroclor 1232	ND	99	50	ug/kg	
53469-21-9	Aroclor 1242	ND	99	50	ug/kg	
12672-29-6	Aroclor 1248	ND	99	50	ug/kg	
11097-69-1	Aroclor 1254	ND	99	50	ug/kg	
11096-82-5	Aroclor 1260	ND	99	20	ug/kg	

CAS No.	Surrogate Recoveries	Run# 1	Run# 2	Limits
877-09-8	Tetrachloro-m-xylene	73%		45-108%
877-09-8	Tetrachloro-m-xylene	77%		45-108%
2051-24-3	Decachlorobiphenyl	98%		54-121%
2051-24-3	Decachlorobiphenyl	86%		54-121%

(a) All results reported on wet weight basis.

ND = Not detected      MDL - Method Detection Limit  
 RL = Reporting Limit  
 E = Indicates value exceeds calibration range

J = Indicates an estimated value  
 B = Indicates analyte found in associated method blank  
 N = Indicates presumptive evidence of a compound

## Report of Analysis

<b>Client Sample ID:</b> K27-0.5		<b>Date Sampled:</b> 07/26/11
<b>Lab Sample ID:</b> C17186-7		<b>Date Received:</b> 07/27/11
<b>Matrix:</b> SO - Soil		<b>Percent Solids:</b> n/a <sup>a</sup>
<b>Method:</b> SW846 8015B M SW846 3545A		
<b>Project:</b> Romic Soil Investigation(Romic EPA) - 2081 Bay Road, East Palo Alto, CA		

Run #	File ID	DF	Analyzed	By	Prep Date	Prep Batch	Analytical Batch
Run #1	GG27279.D	1	07/29/11	JH	07/28/11	OP4318	GGG732
Run #2							

Run #	Initial Weight	Final Volume
Run #1	10.0 g	1.0 ml
Run #2		

### TPH Extractable w/ Silica Gel Cleanup

CAS No.	Compound	Result	RL	MDL	Units	Q
	TPH (C10-C28)	23.8	10	5.0	mg/kg	
	TPH (> C28-C40)	14.9	20	10	mg/kg	J

CAS No.	Surrogate Recoveries	Run# 1	Run# 2	Limits
630-01-3	Hexacosane	77%		45-140%

(a) All results reported on wet weight basis.

ND = Not detected      MDL - Method Detection Limit  
 RL = Reporting Limit  
 E = Indicates value exceeds calibration range

J = Indicates an estimated value  
 B = Indicates analyte found in associated method blank  
 N = Indicates presumptive evidence of a compound



## Report of Analysis

<b>Client Sample ID:</b> K27-0.5	<b>Date Sampled:</b> 07/26/11
<b>Lab Sample ID:</b> C17186-7	<b>Date Received:</b> 07/27/11
<b>Matrix:</b> SO - Soil	<b>Percent Solids:</b> n/a <sup>a</sup>
<b>Project:</b> Romic Soil Investigation(Romic EPA) - 2081 Bay Road,East Palo Alto,CA	

## Metals Analysis

Analyte	Result	RL	Units	DF	Prep	Analyzed By	Method	Prep Method
Antimony <sup>b</sup>	< 9.1	9.1	mg/kg	5	07/28/11	07/30/11 RS	SW846 6010B <sup>1</sup>	SW846 3050B <sup>4</sup>
Arsenic <sup>b</sup>	< 9.1	9.1	mg/kg	5	07/28/11	07/30/11 RS	SW846 6010B <sup>1</sup>	SW846 3050B <sup>4</sup>
Barium	30.3	18	mg/kg	1	07/28/11	07/30/11 RS	SW846 6010B <sup>1</sup>	SW846 3050B <sup>4</sup>
Beryllium <sup>b</sup>	< 4.5	4.5	mg/kg	1	07/28/11	08/02/11 RS	SW846 6010B <sup>3</sup>	SW846 3050B <sup>4</sup>
Cadmium	< 0.91	0.91	mg/kg	1	07/28/11	07/30/11 RS	SW846 6010B <sup>1</sup>	SW846 3050B <sup>4</sup>
Chromium	54.4	0.91	mg/kg	1	07/28/11	07/30/11 RS	SW846 6010B <sup>1</sup>	SW846 3050B <sup>4</sup>
Cobalt <sup>b</sup>	26.4	4.5	mg/kg	5	07/28/11	07/30/11 RS	SW846 6010B <sup>1</sup>	SW846 3050B <sup>4</sup>
Copper	49.5	2.3	mg/kg	1	07/28/11	07/30/11 RS	SW846 6010B <sup>1</sup>	SW846 3050B <sup>4</sup>
Lead	3.1	1.8	mg/kg	1	07/28/11	07/30/11 RS	SW846 6010B <sup>1</sup>	SW846 3050B <sup>4</sup>
Mercury	< 0.040	0.040	mg/kg	1	07/29/11	07/30/11 PH	SW846 7471A <sup>2</sup>	SW846 7471A <sup>5</sup>
Molybdenum	< 1.8	1.8	mg/kg	1	07/28/11	07/30/11 RS	SW846 6010B <sup>1</sup>	SW846 3050B <sup>4</sup>
Nickel	50.8	0.91	mg/kg	1	07/28/11	07/30/11 RS	SW846 6010B <sup>1</sup>	SW846 3050B <sup>4</sup>
Selenium <sup>b</sup>	< 9.1	9.1	mg/kg	5	07/28/11	07/30/11 RS	SW846 6010B <sup>1</sup>	SW846 3050B <sup>4</sup>
Silver <sup>b</sup>	< 9.0	9.0	mg/kg	5	07/28/11	07/30/11 RS	SW846 6010B <sup>1</sup>	SW846 3050B <sup>4</sup>
Thallium <sup>b</sup>	< 23	23	mg/kg	5	07/28/11	07/30/11 RS	SW846 6010B <sup>1</sup>	SW846 3050B <sup>4</sup>
Vanadium <sup>b</sup>	122	4.5	mg/kg	5	07/28/11	07/30/11 RS	SW846 6010B <sup>1</sup>	SW846 3050B <sup>4</sup>
Zinc <sup>b</sup>	66.1	9.1	mg/kg	5	07/28/11	07/30/11 RS	SW846 6010B <sup>1</sup>	SW846 3050B <sup>4</sup>

(1) Instrument QC Batch: MA2014

(2) Instrument QC Batch: MA2017

(3) Instrument QC Batch: MA2018

(4) Prep QC Batch: MP3776

(5) Prep QC Batch: MP3784

(a) All results reported on wet weight basis.

(b) Elevated reporting limit(s) due to matrix interference and/or dilution required for high interfering element.

RL = Reporting Limit

## Report of Analysis

<b>Client Sample ID:</b>	K27A-0.5	<b>Date Sampled:</b>	07/26/11
<b>Lab Sample ID:</b>	C17186-8	<b>Date Received:</b>	07/27/11
<b>Matrix:</b>	SO - Soil	<b>Percent Solids:</b>	n/a <sup>a</sup>
<b>Method:</b>	SW846 8260B	<b>Project:</b> Romic Soil Investigation(Romic EPA) - 2081 Bay Road, East Palo Alto, CA	

Run #	File ID	DF	Analyzed	By	Prep Date	Prep Batch	Analytical Batch
Run #1	L9600.D	1	08/06/11	TF	n/a	n/a	VL300
Run #2							

Run #	Initial Weight
Run #1	6.72 g
Run #2	

## VOA 8260 List

CAS No.	Compound	Result	RL	MDL	Units	Q
67-64-1	Acetone	24.6	74	15	ug/kg	J
71-43-2	Benzene	ND	3.7	1.1	ug/kg	
108-86-1	Bromobenzene	ND	3.7	1.1	ug/kg	
74-97-5	Bromochloromethane	ND	3.7	1.1	ug/kg	
75-27-4	Bromodichloromethane	ND	3.7	0.74	ug/kg	
75-25-2	Bromoform	ND	3.7	0.74	ug/kg	
104-51-8	n-Butylbenzene	ND	3.7	1.1	ug/kg	
135-98-8	sec-Butylbenzene	ND	3.7	1.1	ug/kg	
98-06-6	tert-Butylbenzene	ND	3.7	1.1	ug/kg	
108-90-7	Chlorobenzene	ND	3.7	1.1	ug/kg	
75-00-3	Chloroethane	ND	3.7	1.1	ug/kg	
67-66-3	Chloroform	ND	3.7	1.1	ug/kg	
95-49-8	o-Chlorotoluene	ND	3.7	1.1	ug/kg	
106-43-4	p-Chlorotoluene	ND	3.7	1.1	ug/kg	
56-23-5	Carbon tetrachloride	ND	3.7	0.74	ug/kg	
75-34-3	1,1-Dichloroethane	ND	3.7	0.74	ug/kg	
75-35-4	1,1-Dichloroethylene	ND	3.7	1.1	ug/kg	
563-58-6	1,1-Dichloropropene	ND	3.7	1.1	ug/kg	
96-12-8	1,2-Dibromo-3-chloropropane	ND	3.7	0.74	ug/kg	
106-93-4	1,2-Dibromoethane	ND	3.7	0.74	ug/kg	
107-06-2	1,2-Dichloroethane	ND	3.7	1.1	ug/kg	
78-87-5	1,2-Dichloropropane	ND	3.7	1.1	ug/kg	
142-28-9	1,3-Dichloropropane	ND	3.7	1.1	ug/kg	
108-20-3	Di-Isopropyl ether	ND	3.7	1.1	ug/kg	
594-20-7	2,2-Dichloropropane	ND	3.7	1.1	ug/kg	
124-48-1	Dibromochloromethane	ND	3.7	0.74	ug/kg	
75-71-8	Dichlorodifluoromethane	ND	3.7	0.74	ug/kg	
156-59-2	cis-1,2-Dichloroethylene	ND	3.7	1.1	ug/kg	
10061-01-5	cis-1,3-Dichloropropene	ND	3.7	1.1	ug/kg	
541-73-1	m-Dichlorobenzene	ND	3.7	1.1	ug/kg	
95-50-1	o-Dichlorobenzene	ND	3.7	1.1	ug/kg	
106-46-7	p-Dichlorobenzene	ND	3.7	1.1	ug/kg	

ND = Not detected MDL - Method Detection Limit

RL = Reporting Limit

E = Indicates value exceeds calibration range

J = Indicates an estimated value

B = Indicates analyte found in associated method blank

N = Indicates presumptive evidence of a compound

## Report of Analysis

<b>Client Sample ID:</b>	K27A-0.5	<b>Date Sampled:</b>	07/26/11
<b>Lab Sample ID:</b>	C17186-8	<b>Date Received:</b>	07/27/11
<b>Matrix:</b>	SO - Soil	<b>Percent Solids:</b>	n/a <sup>a</sup>
<b>Method:</b>	SW846 8260B	<b>Project:</b> Romc Soil Investigation(Romc EPA) - 2081 Bay Road,East Palo Alto,CA	

## VOA 8260 List

CAS No.	Compound	Result	RL	MDL	Units	Q
156-60-5	trans-1,2-Dichloroethylene	ND	3.7	1.1	ug/kg	
10061-02-6	trans-1,3-Dichloropropene	ND	3.7	1.1	ug/kg	
100-41-4	Ethylbenzene	ND	3.7	1.1	ug/kg	
637-92-3	Ethyl tert-Butyl Ether	ND	3.7	1.1	ug/kg	
591-78-6	2-Hexanone <sup>b</sup>	ND	30	3.7	ug/kg	
87-68-3	Hexachlorobutadiene	ND	3.7	0.74	ug/kg	
98-82-8	Isopropylbenzene	ND	3.7	1.1	ug/kg	
99-87-6	p-Isopropyltoluene	ND	3.7	1.1	ug/kg	
108-10-1	4-Methyl-2-pentanone	ND	30	11	ug/kg	
74-83-9	Methyl bromide	ND	3.7	1.9	ug/kg	
74-87-3	Methyl chloride	ND	3.7	1.1	ug/kg	
74-95-3	Methylene bromide	ND	3.7	1.9	ug/kg	
75-09-2	Methylene chloride	ND	19	12	ug/kg	
78-93-3	Methyl ethyl ketone	ND	30	8.9	ug/kg	
1634-04-4	Methyl Tert Butyl Ether	ND	3.7	0.74	ug/kg	
91-20-3	Naphthalene	ND	3.7	1.1	ug/kg	
103-65-1	n-Propylbenzene	ND	3.7	1.1	ug/kg	
100-42-5	Styrene	ND	3.7	0.74	ug/kg	
994-05-8	Tert-Amyl Methyl Ether	ND	3.7	0.89	ug/kg	
75-65-0	Tert Butyl Alcohol	ND	30	7.4	ug/kg	
630-20-6	1,1,1,2-Tetrachloroethane	ND	3.7	0.74	ug/kg	
71-55-6	1,1,1-Trichloroethane	ND	3.7	1.1	ug/kg	
79-34-5	1,1,2,2-Tetrachloroethane	ND	3.7	0.74	ug/kg	
79-00-5	1,1,2-Trichloroethane	ND	3.7	0.74	ug/kg	
87-61-6	1,2,3-Trichlorobenzene	ND	3.7	1.1	ug/kg	
96-18-4	1,2,3-Trichloropropane	ND	3.7	1.1	ug/kg	
120-82-1	1,2,4-Trichlorobenzene	ND	3.7	1.1	ug/kg	
95-63-6	1,2,4-Trimethylbenzene	ND	3.7	1.1	ug/kg	
108-67-8	1,3,5-Trimethylbenzene	ND	3.7	1.1	ug/kg	
127-18-4	Tetrachloroethylene	ND	3.7	2.6	ug/kg	
108-88-3	Toluene	ND	3.7	1.1	ug/kg	
79-01-6	Trichloroethylene	ND	3.7	0.74	ug/kg	
75-69-4	Trichlorofluoromethane	ND	3.7	0.89	ug/kg	
75-01-4	Vinyl chloride	ND	3.7	1.9	ug/kg	
1330-20-7	Xylene (total)	ND	7.4	3.0	ug/kg	

CAS No.	Surrogate Recoveries	Run# 1	Run# 2	Limits
1868-53-7	Dibromofluoromethane	102%		60-130%
2037-26-5	Toluene-D8	112%		60-130%

ND = Not detected MDL - Method Detection Limit

RL = Reporting Limit

E = Indicates value exceeds calibration range

J = Indicates an estimated value

B = Indicates analyte found in associated method blank

N = Indicates presumptive evidence of a compound

## Report of Analysis

<b>Client Sample ID:</b>	K27A-0.5		
<b>Lab Sample ID:</b>	C17186-8	<b>Date Sampled:</b>	07/26/11
<b>Matrix:</b>	SO - Soil	<b>Date Received:</b>	07/27/11
<b>Method:</b>	SW846 8260B	<b>Percent Solids:</b>	n/a <sup>a</sup>
<b>Project:</b>	Romic Soil Investigation(Romic EPA) - 2081 Bay Road, East Palo Alto, CA		

### VOA 8260 List

CAS No.	Surrogate Recoveries	Run# 1	Run# 2	Limits
460-00-4	4-Bromofluorobenzene	107%		60-130%

- (a) All results reported on wet weight basis.
- (b) CCV outside of control limits (biased high); not detected in sample.

ND = Not detected      MDL - Method Detection Limit  
 RL = Reporting Limit  
 E = Indicates value exceeds calibration range

J = Indicates an estimated value  
 B = Indicates analyte found in associated method blank  
 N = Indicates presumptive evidence of a compound

## Report of Analysis

<b>Client Sample ID:</b>	K27-3.0	<b>Date Sampled:</b>	07/26/11
<b>Lab Sample ID:</b>	C17186-9	<b>Date Received:</b>	07/27/11
<b>Matrix:</b>	SO - Soil	<b>Percent Solids:</b>	n/a <sup>a</sup>
<b>Method:</b>	SW846 8260B	<b>Project:</b> Romic Soil Investigation(Romic EPA) - 2081 Bay Road, East Palo Alto, CA	

Run #1	File ID	DF	Analyzed	By	Prep Date	Prep Batch	Analytical Batch
Run #1	L9604.D	1	08/06/11	TF	n/a	n/a	VL300
Run #2							

Run #1	Initial Weight	Final Volume	Methanol Aliquot
Run #1	4.88 g	5.0 ml	5.0 ul
Run #2			

## VOA 8260 List

CAS No.	Compound	Result	RL	MDL	Units	Q
67-64-1	Acetone	ND	100000	20000	ug/kg	
71-43-2	Benzene	ND	5100	1500	ug/kg	
108-86-1	Bromobenzene	ND	5100	1500	ug/kg	
74-97-5	Bromochloromethane	ND	5100	1500	ug/kg	
75-27-4	Bromodichloromethane	ND	5100	1000	ug/kg	
75-25-2	Bromoform	ND	5100	1000	ug/kg	
104-51-8	n-Butylbenzene	2410	5100	1500	ug/kg	J
135-98-8	sec-Butylbenzene	ND	5100	1500	ug/kg	
98-06-6	tert-Butylbenzene	ND	5100	1500	ug/kg	
108-90-7	Chlorobenzene	ND	5100	1500	ug/kg	
75-00-3	Chloroethane	ND	5100	1500	ug/kg	
67-66-3	Chloroform	ND	5100	1500	ug/kg	
95-49-8	o-Chlorotoluene	ND	5100	1500	ug/kg	
106-43-4	p-Chlorotoluene	ND	5100	1500	ug/kg	
56-23-5	Carbon tetrachloride	ND	5100	1000	ug/kg	
75-34-3	1,1-Dichloroethane	ND	5100	1000	ug/kg	
75-35-4	1,1-Dichloroethylene	ND	5100	1500	ug/kg	
563-58-6	1,1-Dichloropropene	ND	5100	1500	ug/kg	
96-12-8	1,2-Dibromo-3-chloropropane	ND	5100	1000	ug/kg	
106-93-4	1,2-Dibromoethane	ND	5100	1000	ug/kg	
107-06-2	1,2-Dichloroethane	ND	5100	1500	ug/kg	
78-87-5	1,2-Dichloropropane	ND	5100	1500	ug/kg	
142-28-9	1,3-Dichloropropane	ND	5100	1500	ug/kg	
108-20-3	Di-Isopropyl ether	ND	5100	1500	ug/kg	
594-20-7	2,2-Dichloropropane	ND	5100	1500	ug/kg	
124-48-1	Dibromochloromethane	ND	5100	1000	ug/kg	
75-71-8	Dichlorodifluoromethane	ND	5100	1000	ug/kg	
156-59-2	cis-1,2-Dichloroethylene	ND	5100	1500	ug/kg	
10061-01-5	cis-1,3-Dichloropropene	ND	5100	1500	ug/kg	
541-73-1	m-Dichlorobenzene	ND	5100	1500	ug/kg	
95-50-1	o-Dichlorobenzene	ND	5100	1500	ug/kg	
106-46-7	p-Dichlorobenzene	ND	5100	1500	ug/kg	

ND = Not detected MDL - Method Detection Limit

RL = Reporting Limit

E = Indicates value exceeds calibration range

J = Indicates an estimated value

B = Indicates analyte found in associated method blank

N = Indicates presumptive evidence of a compound

## Report of Analysis

<b>Client Sample ID:</b>	K27-3.0	<b>Date Sampled:</b>	07/26/11
<b>Lab Sample ID:</b>	C17186-9	<b>Date Received:</b>	07/27/11
<b>Matrix:</b>	SO - Soil	<b>Percent Solids:</b>	n/a <sup>a</sup>
<b>Method:</b>	SW846 8260B		
<b>Project:</b>	Romic Soil Investigation(Romic EPA) - 2081 Bay Road, East Palo Alto, CA		

## VOA 8260 List

CAS No.	Compound	Result	RL	MDL	Units	Q
156-60-5	trans-1,2-Dichloroethylene	ND	5100	1500	ug/kg	
10061-02-6	trans-1,3-Dichloropropene	ND	5100	1500	ug/kg	
100-41-4	Ethylbenzene	70000	5100	1500	ug/kg	
637-92-3	Ethyl tert-Butyl Ether	ND	5100	1500	ug/kg	
591-78-6	2-Hexanone <sup>b</sup>	ND	41000	5100	ug/kg	
87-68-3	Hexachlorobutadiene	ND	5100	1000	ug/kg	
98-82-8	Isopropylbenzene	ND	5100	1500	ug/kg	
99-87-6	p-Isopropyltoluene	ND	5100	1500	ug/kg	
108-10-1	4-Methyl-2-pentanone	ND	41000	15000	ug/kg	
74-83-9	Methyl bromide	ND	5100	2600	ug/kg	
74-87-3	Methyl chloride	ND	5100	1500	ug/kg	
74-95-3	Methylene bromide	ND	5100	2600	ug/kg	
75-09-2	Methylene chloride	ND	26000	16000	ug/kg	
78-93-3	Methyl ethyl ketone	20200	41000	12000	ug/kg	J
1634-04-4	Methyl Tert Butyl Ether	ND	5100	1000	ug/kg	
91-20-3	Naphthalene	5740	5100	1500	ug/kg	
103-65-1	n-Propylbenzene	2040	5100	1500	ug/kg	J
100-42-5	Styrene	ND	5100	1000	ug/kg	
994-05-8	Tert-Amyl Methyl Ether	ND	5100	1200	ug/kg	
75-65-0	Tert Butyl Alcohol	ND	41000	10000	ug/kg	
630-20-6	1,1,1,2-Tetrachloroethane	ND	5100	1000	ug/kg	
71-55-6	1,1,1-Trichloroethane	ND	5100	1500	ug/kg	
79-34-5	1,1,2,2-Tetrachloroethane	ND	5100	1000	ug/kg	
79-00-5	1,1,2-Trichloroethane	ND	5100	1000	ug/kg	
87-61-6	1,2,3-Trichlorobenzene	ND	5100	1500	ug/kg	
96-18-4	1,2,3-Trichloropropane	ND	5100	1500	ug/kg	
120-82-1	1,2,4-Trichlorobenzene	ND	5100	1500	ug/kg	
95-63-6	1,2,4-Trimethylbenzene	14700	5100	1500	ug/kg	
108-67-8	1,3,5-Trimethylbenzene	4430	5100	1500	ug/kg	J
127-18-4	Tetrachloroethylene	ND	5100	3600	ug/kg	
108-88-3	Toluene	21400	5100	1500	ug/kg	
79-01-6	Trichloroethylene	3290	5100	1000	ug/kg	J
75-69-4	Trichlorofluoromethane	ND	5100	1200	ug/kg	
75-01-4	Vinyl chloride	ND	5100	2600	ug/kg	
1330-20-7	Xylene (total)	151000	10000	4100	ug/kg	

CAS No.	Surrogate Recoveries	Run# 1	Run# 2	Limits
1868-53-7	Dibromofluoromethane	100%		60-130%
2037-26-5	Toluene-D8	112%		60-130%

ND = Not detected MDL - Method Detection Limit

RL = Reporting Limit

E = Indicates value exceeds calibration range

J = Indicates an estimated value

B = Indicates analyte found in associated method blank

N = Indicates presumptive evidence of a compound

## Report of Analysis

<b>Client Sample ID:</b>	K27-3.0		
<b>Lab Sample ID:</b>	C17186-9	<b>Date Sampled:</b>	07/26/11
<b>Matrix:</b>	SO - Soil	<b>Date Received:</b>	07/27/11
<b>Method:</b>	SW846 8260B	<b>Percent Solids:</b>	n/a <sup>a</sup>
<b>Project:</b>	Romic Soil Investigation(Romic EPA) - 2081 Bay Road, East Palo Alto, CA		

### VOA 8260 List

CAS No.	Surrogate Recoveries	Run# 1	Run# 2	Limits
460-00-4	4-Bromofluorobenzene	109%		60-130%

(a) All results reported on wet weight basis.

(b) CCV outside of control limits (biased high); not detected in sample.

ND = Not detected      MDL - Method Detection Limit  
 RL = Reporting Limit  
 E = Indicates value exceeds calibration range

J = Indicates an estimated value  
 B = Indicates analyte found in associated method blank  
 N = Indicates presumptive evidence of a compound

## Report of Analysis

<b>Client Sample ID:</b>	K27-6.0	<b>Date Sampled:</b>	07/26/11
<b>Lab Sample ID:</b>	C17186-10	<b>Date Received:</b>	07/27/11
<b>Matrix:</b>	SO - Soil	<b>Percent Solids:</b>	n/a <sup>a</sup>
<b>Method:</b>	SW846 8260B	<b>Project:</b> Romic Soil Investigation(Romic EPA) - 2081 Bay Road, East Palo Alto, CA	

Run #1	File ID	DF	Analyzed	By	Prep Date	Prep Batch	Analytical Batch
Run #1	L9605.D	1	08/06/11	TF	n/a	n/a	VL300
Run #2							

Run #1	Initial Weight	Final Volume	Methanol Aliquot
Run #1	5.09 g	5.0 ml	100 ul
Run #2			

## VOA 8260 List

CAS No.	Compound	Result	RL	MDL	Units	Q
67-64-1	Acetone	ND	4900	980	ug/kg	
71-43-2	Benzene	ND	250	74	ug/kg	
108-86-1	Bromobenzene	ND	250	74	ug/kg	
74-97-5	Bromochloromethane	ND	250	74	ug/kg	
75-27-4	Bromodichloromethane	ND	250	49	ug/kg	
75-25-2	Bromoform	ND	250	49	ug/kg	
104-51-8	n-Butylbenzene	ND	250	74	ug/kg	
135-98-8	sec-Butylbenzene	ND	250	74	ug/kg	
98-06-6	tert-Butylbenzene	ND	250	74	ug/kg	
108-90-7	Chlorobenzene	ND	250	74	ug/kg	
75-00-3	Chloroethane	ND	250	74	ug/kg	
67-66-3	Chloroform	ND	250	74	ug/kg	
95-49-8	o-Chlorotoluene	ND	250	74	ug/kg	
106-43-4	p-Chlorotoluene	ND	250	74	ug/kg	
56-23-5	Carbon tetrachloride	ND	250	49	ug/kg	
75-34-3	1,1-Dichloroethane	ND	250	49	ug/kg	
75-35-4	1,1-Dichloroethylene	ND	250	74	ug/kg	
563-58-6	1,1-Dichloropropene	ND	250	74	ug/kg	
96-12-8	1,2-Dibromo-3-chloropropane	ND	250	49	ug/kg	
106-93-4	1,2-Dibromoethane	ND	250	49	ug/kg	
107-06-2	1,2-Dichloroethane	ND	250	74	ug/kg	
78-87-5	1,2-Dichloropropane	ND	250	74	ug/kg	
142-28-9	1,3-Dichloropropane	ND	250	74	ug/kg	
108-20-3	Di-Isopropyl ether	ND	250	74	ug/kg	
594-20-7	2,2-Dichloropropane	ND	250	74	ug/kg	
124-48-1	Dibromochloromethane	ND	250	49	ug/kg	
75-71-8	Dichlorodifluoromethane	ND	250	49	ug/kg	
156-59-2	cis-1,2-Dichloroethylene	ND	250	74	ug/kg	
10061-01-5	cis-1,3-Dichloropropene	ND	250	74	ug/kg	
541-73-1	m-Dichlorobenzene	ND	250	74	ug/kg	
95-50-1	o-Dichlorobenzene	ND	250	74	ug/kg	
106-46-7	p-Dichlorobenzene	ND	250	74	ug/kg	

ND = Not detected MDL - Method Detection Limit

RL = Reporting Limit

E = Indicates value exceeds calibration range

J = Indicates an estimated value

B = Indicates analyte found in associated method blank

N = Indicates presumptive evidence of a compound



## Report of Analysis

<b>Client Sample ID:</b>	K27-6.0		
<b>Lab Sample ID:</b>	C17186-10	<b>Date Sampled:</b>	07/26/11
<b>Matrix:</b>	SO - Soil	<b>Date Received:</b>	07/27/11
<b>Method:</b>	SW846 8260B	<b>Percent Solids:</b>	n/a <sup>a</sup>
<b>Project:</b>	Romic Soil Investigation(Romic EPA) - 2081 Bay Road,East Palo Alto,CA		

## VOA 8260 List

CAS No.	Compound	Result	RL	MDL	Units	Q
156-60-5	trans-1,2-Dichloroethylene	ND	250	74	ug/kg	
10061-02-6	trans-1,3-Dichloropropene	ND	250	74	ug/kg	
100-41-4	Ethylbenzene	148	250	74	ug/kg	J
637-92-3	Ethyl tert-Butyl Ether	ND	250	74	ug/kg	
591-78-6	2-Hexanone <sup>b</sup>	ND	2000	250	ug/kg	
87-68-3	Hexachlorobutadiene	ND	250	49	ug/kg	
98-82-8	Isopropylbenzene	ND	250	74	ug/kg	
99-87-6	p-Isopropyltoluene	ND	250	74	ug/kg	
108-10-1	4-Methyl-2-pentanone	ND	2000	740	ug/kg	
74-83-9	Methyl bromide	ND	250	120	ug/kg	
74-87-3	Methyl chloride	ND	250	74	ug/kg	
74-95-3	Methylene bromide	ND	250	120	ug/kg	
75-09-2	Methylene chloride	ND	1200	790	ug/kg	
78-93-3	Methyl ethyl ketone	4100	2000	590	ug/kg	
1634-04-4	Methyl Tert Butyl Ether	ND	250	49	ug/kg	
91-20-3	Naphthalene	ND	250	74	ug/kg	
103-65-1	n-Propylbenzene	ND	250	74	ug/kg	
100-42-5	Styrene	ND	250	49	ug/kg	
994-05-8	Tert-Amyl Methyl Ether	ND	250	59	ug/kg	
75-65-0	Tert Butyl Alcohol	ND	2000	490	ug/kg	
630-20-6	1,1,1,2-Tetrachloroethane	ND	250	49	ug/kg	
71-55-6	1,1,1-Trichloroethane	ND	250	74	ug/kg	
79-34-5	1,1,2,2-Tetrachloroethane	ND	250	49	ug/kg	
79-00-5	1,1,2-Trichloroethane	ND	250	49	ug/kg	
87-61-6	1,2,3-Trichlorobenzene	ND	250	74	ug/kg	
96-18-4	1,2,3-Trichloropropane	ND	250	74	ug/kg	
120-82-1	1,2,4-Trichlorobenzene	ND	250	74	ug/kg	
95-63-6	1,2,4-Trimethylbenzene	196	250	74	ug/kg	J
108-67-8	1,3,5-Trimethylbenzene	ND	250	74	ug/kg	
127-18-4	Tetrachloroethylene	ND	250	170	ug/kg	
108-88-3	Toluene	213	250	74	ug/kg	J
79-01-6	Trichloroethylene	ND	250	49	ug/kg	
75-69-4	Trichlorofluoromethane	ND	250	59	ug/kg	
75-01-4	Vinyl chloride	ND	250	120	ug/kg	
1330-20-7	Xylene (total)	418	490	200	ug/kg	J

CAS No.	Surrogate Recoveries	Run# 1	Run# 2	Limits
1868-53-7	Dibromofluoromethane	96%		60-130%
2037-26-5	Toluene-D8	112%		60-130%

ND = Not detected MDL - Method Detection Limit

RL = Reporting Limit

E = Indicates value exceeds calibration range

J = Indicates an estimated value

B = Indicates analyte found in associated method blank

N = Indicates presumptive evidence of a compound

## Report of Analysis

<b>Client Sample ID:</b>	K27-6.0	
<b>Lab Sample ID:</b>	C17186-10	<b>Date Sampled:</b> 07/26/11
<b>Matrix:</b>	SO - Soil	<b>Date Received:</b> 07/27/11
<b>Method:</b>	SW846 8260B	<b>Percent Solids:</b> n/a <sup>a</sup>
<b>Project:</b>	Romic Soil Investigation(Romic EPA) - 2081 Bay Road, East Palo Alto, CA	

## VOA 8260 List

CAS No.	Surrogate Recoveries	Run# 1	Run# 2	Limits
460-00-4	4-Bromofluorobenzene	106%		60-130%

(a) All results reported on wet weight basis.

(b) CCV outside of control limits (biased high); not detected in sample.

ND = Not detected      MDL - Method Detection Limit  
 RL = Reporting Limit  
 E = Indicates value exceeds calibration range

J = Indicates an estimated value  
 B = Indicates analyte found in associated method blank  
 N = Indicates presumptive evidence of a compound

## Report of Analysis

<b>Client Sample ID:</b>	P25-2.7	<b>Date Sampled:</b>	07/26/11
<b>Lab Sample ID:</b>	C17186-11	<b>Date Received:</b>	07/27/11
<b>Matrix:</b>	SO - Soil	<b>Percent Solids:</b>	n/a <sup>a</sup>
<b>Method:</b>	SW846 8260B	<b>Project:</b> Romic Soil Investigation(Romic EPA) - 2081 Bay Road, East Palo Alto, CA	

Run #	File ID	DF	Analyzed	By	Prep Date	Prep Batch	Analytical Batch
Run #1	L9601.D	1	08/06/11	TF	n/a	n/a	VL300
Run #2							

Run #	Initial Weight
Run #1	7.12 g
Run #2	

## VOA 8260 List

CAS No.	Compound	Result	RL	MDL	Units	Q
67-64-1	Acetone	ND	70	14	ug/kg	
71-43-2	Benzene	5.7	3.5	1.1	ug/kg	
108-86-1	Bromobenzene	ND	3.5	1.1	ug/kg	
74-97-5	Bromochloromethane	ND	3.5	1.1	ug/kg	
75-27-4	Bromodichloromethane	ND	3.5	0.70	ug/kg	
75-25-2	Bromoform	ND	3.5	0.70	ug/kg	
104-51-8	n-Butylbenzene	ND	3.5	1.1	ug/kg	
135-98-8	sec-Butylbenzene	ND	3.5	1.1	ug/kg	
98-06-6	tert-Butylbenzene	ND	3.5	1.1	ug/kg	
108-90-7	Chlorobenzene	ND	3.5	1.1	ug/kg	
75-00-3	Chloroethane	ND	3.5	1.1	ug/kg	
67-66-3	Chloroform	ND	3.5	1.1	ug/kg	
95-49-8	o-Chlorotoluene	ND	3.5	1.1	ug/kg	
106-43-4	p-Chlorotoluene	ND	3.5	1.1	ug/kg	
56-23-5	Carbon tetrachloride	ND	3.5	0.70	ug/kg	
75-34-3	1,1-Dichloroethane	ND	3.5	0.70	ug/kg	
75-35-4	1,1-Dichloroethylene	ND	3.5	1.1	ug/kg	
563-58-6	1,1-Dichloropropene	ND	3.5	1.1	ug/kg	
96-12-8	1,2-Dibromo-3-chloropropane	ND	3.5	0.70	ug/kg	
106-93-4	1,2-Dibromoethane	ND	3.5	0.70	ug/kg	
107-06-2	1,2-Dichloroethane	ND	3.5	1.1	ug/kg	
78-87-5	1,2-Dichloropropane	ND	3.5	1.1	ug/kg	
142-28-9	1,3-Dichloropropane	ND	3.5	1.1	ug/kg	
108-20-3	Di-Isopropyl ether	ND	3.5	1.1	ug/kg	
594-20-7	2,2-Dichloropropane	ND	3.5	1.1	ug/kg	
124-48-1	Dibromochloromethane	ND	3.5	0.70	ug/kg	
75-71-8	Dichlorodifluoromethane	ND	3.5	0.70	ug/kg	
156-59-2	cis-1,2-Dichloroethylene	ND	3.5	1.1	ug/kg	
10061-01-5	cis-1,3-Dichloropropene	ND	3.5	1.1	ug/kg	
541-73-1	m-Dichlorobenzene	ND	3.5	1.1	ug/kg	
95-50-1	o-Dichlorobenzene	ND	3.5	1.1	ug/kg	
106-46-7	p-Dichlorobenzene	ND	3.5	1.1	ug/kg	

ND = Not detected MDL - Method Detection Limit

RL = Reporting Limit

E = Indicates value exceeds calibration range

J = Indicates an estimated value

B = Indicates analyte found in associated method blank

N = Indicates presumptive evidence of a compound

## Report of Analysis

<b>Client Sample ID:</b>	P25-2.7	<b>Date Sampled:</b>	07/26/11
<b>Lab Sample ID:</b>	C17186-11	<b>Date Received:</b>	07/27/11
<b>Matrix:</b>	SO - Soil	<b>Percent Solids:</b>	n/a <sup>a</sup>
<b>Method:</b>	SW846 8260B		
<b>Project:</b>	Romic Soil Investigation(Romic EPA) - 2081 Bay Road,East Palo Alto,CA		

## VOA 8260 List

CAS No.	Compound	Result	RL	MDL	Units	Q
156-60-5	trans-1,2-Dichloroethylene	1.5	3.5	1.1	ug/kg	J
10061-02-6	trans-1,3-Dichloropropene	ND	3.5	1.1	ug/kg	
100-41-4	Ethylbenzene	ND	3.5	1.1	ug/kg	
637-92-3	Ethyl tert-Butyl Ether	ND	3.5	1.1	ug/kg	
591-78-6	2-Hexanone <sup>b</sup>	ND	28	3.5	ug/kg	
87-68-3	Hexachlorobutadiene	ND	3.5	0.70	ug/kg	
98-82-8	Isopropylbenzene	ND	3.5	1.1	ug/kg	
99-87-6	p-Isopropyltoluene	ND	3.5	1.1	ug/kg	
108-10-1	4-Methyl-2-pentanone	ND	28	11	ug/kg	
74-83-9	Methyl bromide	ND	3.5	1.8	ug/kg	
74-87-3	Methyl chloride	ND	3.5	1.1	ug/kg	
74-95-3	Methylene bromide	ND	3.5	1.8	ug/kg	
75-09-2	Methylene chloride	ND	18	11	ug/kg	
78-93-3	Methyl ethyl ketone	ND	28	8.4	ug/kg	
1634-04-4	Methyl Tert Butyl Ether	ND	3.5	0.70	ug/kg	
91-20-3	Naphthalene	ND	3.5	1.1	ug/kg	
103-65-1	n-Propylbenzene	ND	3.5	1.1	ug/kg	
100-42-5	Styrene	ND	3.5	0.70	ug/kg	
994-05-8	Tert-Amyl Methyl Ether	ND	3.5	0.84	ug/kg	
75-65-0	Tert Butyl Alcohol	ND	28	7.0	ug/kg	
630-20-6	1,1,1,2-Tetrachloroethane	ND	3.5	0.70	ug/kg	
71-55-6	1,1,1-Trichloroethane	ND	3.5	1.1	ug/kg	
79-34-5	1,1,2,2-Tetrachloroethane	ND	3.5	0.70	ug/kg	
79-00-5	1,1,2-Trichloroethane	ND	3.5	0.70	ug/kg	
87-61-6	1,2,3-Trichlorobenzene	ND	3.5	1.1	ug/kg	
96-18-4	1,2,3-Trichloropropane	ND	3.5	1.1	ug/kg	
120-82-1	1,2,4-Trichlorobenzene	ND	3.5	1.1	ug/kg	
95-63-6	1,2,4-Trimethylbenzene	ND	3.5	1.1	ug/kg	
108-67-8	1,3,5-Trimethylbenzene	ND	3.5	1.1	ug/kg	
127-18-4	Tetrachloroethylene	ND	3.5	2.5	ug/kg	
108-88-3	Toluene	ND	3.5	1.1	ug/kg	
79-01-6	Trichloroethylene	ND	3.5	0.70	ug/kg	
75-69-4	Trichlorofluoromethane	ND	3.5	0.84	ug/kg	
75-01-4	Vinyl chloride	ND	3.5	1.8	ug/kg	
1330-20-7	Xylene (total)	ND	7.0	2.8	ug/kg	

CAS No.	Surrogate Recoveries	Run# 1	Run# 2	Limits
1868-53-7	Dibromofluoromethane	102%		60-130%
2037-26-5	Toluene-D8	112%		60-130%

ND = Not detected MDL - Method Detection Limit

RL = Reporting Limit

E = Indicates value exceeds calibration range

J = Indicates an estimated value

B = Indicates analyte found in associated method blank

N = Indicates presumptive evidence of a compound

## Report of Analysis

<b>Client Sample ID:</b>	P25-2.7	
<b>Lab Sample ID:</b>	C17186-11	<b>Date Sampled:</b> 07/26/11
<b>Matrix:</b>	SO - Soil	<b>Date Received:</b> 07/27/11
<b>Method:</b>	SW846 8260B	<b>Percent Solids:</b> n/a <sup>a</sup>
<b>Project:</b>	Romic Soil Investigation(Romic EPA) - 2081 Bay Road, East Palo Alto, CA	

### VOA 8260 List

CAS No.	Surrogate Recoveries	Run# 1	Run# 2	Limits
460-00-4	4-Bromofluorobenzene	106%		60-130%

- (a) All results reported on wet weight basis.
- (b) CCV outside of control limits (biased high); not detected in sample.

ND = Not detected      MDL - Method Detection Limit  
 RL = Reporting Limit  
 E = Indicates value exceeds calibration range

J = Indicates an estimated value  
 B = Indicates analyte found in associated method blank  
 N = Indicates presumptive evidence of a compound

## Report of Analysis

<b>Client Sample ID:</b>	P25-2.7	<b>Date Sampled:</b>	07/26/11
<b>Lab Sample ID:</b>	C17186-11	<b>Date Received:</b>	07/27/11
<b>Matrix:</b>	SO - Soil	<b>Percent Solids:</b>	n/a <sup>a</sup>
<b>Method:</b>	SW846 8270C SW846 3550B	<b>Project:</b> Romic Soil Investigation(Romic EPA) - 2081 Bay Road, East Palo Alto, CA	

Run #1	File ID	DF	Analyzed	By	Prep Date	Prep Batch	Analytical Batch
Run #1	Y9108.D	1	07/30/11	MT	07/29/11	OP4332	EY434
Run #2							

Run #1	Initial Weight	Final Volume
Run #1	10.3 g	1.0 ml
Run #2		

## ABN Full List

CAS No.	Compound	Result	RL	MDL	Units	Q
65-85-0	Benzoic acid	ND	970	860	ug/kg	
95-57-8	2-Chlorophenol	ND	970	660	ug/kg	
59-50-7	4-Chloro-3-methyl phenol	ND	490	410	ug/kg	
120-83-2	2,4-Dichlorophenol	ND	490	140	ug/kg	
105-67-9	2,4-Dimethylphenol	ND	490	150	ug/kg	
51-28-5	2,4-Dinitrophenol	ND	2400	830	ug/kg	
534-52-1	4,6-Dinitro-o-cresol	ND	1900	1000	ug/kg	
95-48-7	2-Methylphenol	ND	490	170	ug/kg	
	3&4-Methylphenol	ND	490	150	ug/kg	
88-75-5	2-Nitrophenol	ND	490	130	ug/kg	
100-02-7	4-Nitrophenol	ND	1900	1200	ug/kg	
87-86-5	Pentachlorophenol	ND	490	410	ug/kg	
108-95-2	Phenol	ND	1900	1300	ug/kg	
95-95-4	2,4,5-Trichlorophenol	ND	490	120	ug/kg	
88-06-2	2,4,6-Trichlorophenol	ND	490	160	ug/kg	
83-32-9	Acenaphthene	ND	970	490	ug/kg	
208-96-8	Acenaphthylene	ND	490	190	ug/kg	
62-53-3	Aniline	ND	490	140	ug/kg	
120-12-7	Anthracene	ND	490	97	ug/kg	
103-33-3	Azobenzene	ND	490	170	ug/kg	
92-87-5	Benzidine	ND	2400	710	ug/kg	
56-55-3	Benzo(a)anthracene	ND	490	68	ug/kg	
50-32-8	Benzo(a)pyrene	ND	490	87	ug/kg	
205-99-2	Benzo(b)fluoranthene	ND	490	58	ug/kg	
191-24-2	Benzo(g,h,i)perylene	ND	490	150	ug/kg	
207-08-9	Benzo(k)fluoranthene	ND	490	120	ug/kg	
101-55-3	4-Bromophenyl phenyl ether	ND	490	150	ug/kg	
85-68-7	Butyl benzyl phthalate	ND	490	110	ug/kg	
100-51-6	Benzyl Alcohol	ND	970	160	ug/kg	
91-58-7	2-Chloronaphthalene	ND	490	170	ug/kg	
106-47-8	4-Chloroaniline	ND	490	140	ug/kg	
86-74-8	Carbazole	ND	490	78	ug/kg	

ND = Not detected MDL - Method Detection Limit

RL = Reporting Limit

E = Indicates value exceeds calibration range

J = Indicates an estimated value

B = Indicates analyte found in associated method blank

N = Indicates presumptive evidence of a compound

## Report of Analysis

<b>Client Sample ID:</b>	P25-2.7	<b>Date Sampled:</b>	07/26/11
<b>Lab Sample ID:</b>	C17186-11	<b>Date Received:</b>	07/27/11
<b>Matrix:</b>	SO - Soil	<b>Percent Solids:</b>	n/a <sup>a</sup>
<b>Method:</b>	SW846 8270C SW846 3550B		
<b>Project:</b>	Romic Soil Investigation(Romic EPA) - 2081 Bay Road, East Palo Alto, CA		

## ABN Full List

CAS No.	Compound	Result	RL	MDL	Units	Q
218-01-9	Chrysene	ND	490	97	ug/kg	
111-91-1	bis(2-Chloroethoxy)methane	ND	490	170	ug/kg	
111-44-4	bis(2-Chloroethyl)ether	ND	490	220	ug/kg	
108-60-1	bis(2-Chloroisopropyl)ether	ND	490	260	ug/kg	
7005-72-3	4-Chlorophenyl phenyl ether	ND	490	180	ug/kg	
95-50-1	1,2-Dichlorobenzene	ND	490	160	ug/kg	
541-73-1	1,3-Dichlorobenzene	ND	490	150	ug/kg	
106-46-7	1,4-Dichlorobenzene	ND	490	410	ug/kg	
121-14-2	2,4-Dinitrotoluene	ND	490	450	ug/kg	
606-20-2	2,6-Dinitrotoluene	ND	970	310	ug/kg	
91-94-1	3,3'-Dichlorobenzidine	ND	2400	140	ug/kg	
53-70-3	Dibenzo(a,h)anthracene	ND	490	130	ug/kg	
132-64-9	Dibenzofuran	ND	490	160	ug/kg	
122-39-4	Diphenylamine	ND	490	120	ug/kg	
84-74-2	Di-n-butyl phthalate	ND	490	97	ug/kg	
117-84-0	Di-n-octyl phthalate	ND	490	130	ug/kg	
84-66-2	Diethyl phthalate	ND	490	170	ug/kg	
131-11-3	Dimethyl phthalate	ND	490	170	ug/kg	
117-81-7	bis(2-Ethylhexyl)phthalate	ND	490	210	ug/kg	
206-44-0	Fluoranthene	ND	490	97	ug/kg	
86-73-7	Fluorene	ND	490	170	ug/kg	
118-74-1	Hexachlorobenzene	ND	490	130	ug/kg	
87-68-3	Hexachlorobutadiene	ND	490	180	ug/kg	
77-47-4	Hexachlorocyclopentadiene	ND	490	140	ug/kg	
67-72-1	Hexachloroethane	ND	490	160	ug/kg	
193-39-5	Indeno(1,2,3-cd)pyrene	ND	490	140	ug/kg	
78-59-1	Isophorone	ND	490	170	ug/kg	
90-12-0	1-Methylnaphthalene	ND	490	160	ug/kg	
91-57-6	2-Methylnaphthalene	ND	490	160	ug/kg	
88-74-4	2-Nitroaniline	ND	490	120	ug/kg	
99-09-2	3-Nitroaniline	ND	490	120	ug/kg	
100-01-6	4-Nitroaniline	ND	490	290	ug/kg	
91-20-3	Naphthalene	ND	490	170	ug/kg	
98-95-3	Nitrobenzene	ND	490	160	ug/kg	
62-75-9	N-Nitrosodimethylamine	ND	4900	2100	ug/kg	
621-64-7	N-Nitroso-di-n-propylamine	ND	970	530	ug/kg	
85-01-8	Phenanthrene	ND	490	110	ug/kg	
129-00-0	Pyrene	ND	970	660	ug/kg	
110-86-1	Pyridine	ND	1900	210	ug/kg	
120-82-1	1,2,4-Trichlorobenzene	ND	490	330	ug/kg	

ND = Not detected MDL - Method Detection Limit

RL = Reporting Limit

E = Indicates value exceeds calibration range

J = Indicates an estimated value

B = Indicates analyte found in associated method blank

N = Indicates presumptive evidence of a compound

## Report of Analysis

<b>Client Sample ID:</b>	P25-2.7	<b>Date Sampled:</b>	07/26/11
<b>Lab Sample ID:</b>	C17186-11	<b>Date Received:</b>	07/27/11
<b>Matrix:</b>	SO - Soil	<b>Percent Solids:</b>	n/a <sup>a</sup>
<b>Method:</b>	SW846 8270C SW846 3550B		
<b>Project:</b>	Romic Soil Investigation(Romic EPA) - 2081 Bay Road, East Palo Alto, CA		

**ABN Full List**

CAS No.	Surrogate Recoveries	Run# 1	Run# 2	Limits
367-12-4	2-Fluorophenol	59%		20-100%
4165-62-2	Phenol-d5	60%		20-100%
118-79-6	2,4,6-Tribromophenol	80%		30-100%
4165-60-0	Nitrobenzene-d5	57%		20-100%
321-60-8	2-Fluorobiphenyl	58%		20-106%
1718-51-0	Terphenyl-d14	88%		55-130%

(a) All results reported on wet weight basis.

ND = Not detected      MDL - Method Detection Limit  
 RL = Reporting Limit  
 E = Indicates value exceeds calibration range

J = Indicates an estimated value  
 B = Indicates analyte found in associated method blank  
 N = Indicates presumptive evidence of a compound



## Report of Analysis

<b>Client Sample ID:</b> P25-2.7		<b>Date Sampled:</b> 07/26/11
<b>Lab Sample ID:</b> C17186-11		<b>Date Received:</b> 07/27/11
<b>Matrix:</b> SO - Soil		<b>Percent Solids:</b> n/a <sup>a</sup>
<b>Method:</b> SW846 8015B		
<b>Project:</b> Romc Soil Investigation(Romc EPA) - 2081 Bay Road, East Palo Alto, CA		

Run #	File ID	DF	Analyzed	By	Prep Date	Prep Batch	Analytical Batch
Run #1	JK21765.D	1	08/08/11	TT	n/a	n/a	GJK896
Run #2							

Run #	Initial Weight
Run #1	5.30 g
Run #2	

**TPH Volatiles**

CAS No.	Compound	Result	RL	MDL	Units	Q
	TPH-GRO (C6-C10)	ND	0.094	0.047	mg/kg	
CAS No.	Surrogate Recoveries	Run# 1	Run# 2	Limits		
98-08-8	aaa-Trifluorotoluene	94%		60-157%		

(a) All results reported on wet weight basis.

ND = Not detected      MDL - Method Detection Limit  
 RL = Reporting Limit

J = Indicates an estimated value  
 B = Indicates analyte found in associated method blank  
 N = Indicates presumptive evidence of a compound

## Report of Analysis

<b>Client Sample ID:</b>	P25-2.7	
<b>Lab Sample ID:</b>	C17186-11	<b>Date Sampled:</b> 07/26/11
<b>Matrix:</b>	SO - Soil	<b>Date Received:</b> 07/27/11
<b>Method:</b>	SW846 8081A SW846 3545A	<b>Percent Solids:</b> n/a <sup>a</sup>
<b>Project:</b>	Romic Soil Investigation(Romic EPA) - 2081 Bay Road, East Palo Alto, CA	

Run #1	File ID	DF	Analyzed	By	Prep Date	Prep Batch	Analytical Batch
Run #1	OO23013.D	1	07/31/11	RV	07/28/11	OP4315	G00733
Run #2							

Run #1	Initial Weight	Final Volume
Run #1	10.1 g	10.0 ml
Run #2		

## Pesticide PPL List

CAS No.	Compound	Result	RL	MDL	Units	Q
309-00-2	Aldrin	ND	25	9.9	ug/kg	
319-84-6	alpha-BHC	ND	25	11	ug/kg	
319-85-7	beta-BHC	ND	25	3.5	ug/kg	
319-86-8	delta-BHC	ND	25	3.5	ug/kg	
58-89-9	gamma-BHC (Lindane)	ND	25	7.4	ug/kg	
12789-03-6	Chlordane	ND	99	99	ug/kg	
60-57-1	Dieldrin	ND	25	3.0	ug/kg	
72-54-8	4,4' -DDD	ND	25	3.5	ug/kg	
72-55-9	4,4' -DDE	ND	25	3.0	ug/kg	
50-29-3	4,4' -DDT	ND	25	3.0	ug/kg	
72-20-8	Endrin	ND	25	3.0	ug/kg	
7421-93-4	Endrin aldehyde	ND	25	5.9	ug/kg	
959-98-8	Endosulfan-I	ND	25	3.5	ug/kg	
33213-65-9	Endosulfan-II	ND	25	3.5	ug/kg	
1031-07-8	Endosulfan sulfate	ND	25	7.9	ug/kg	
76-44-8	Heptachlor	ND	25	5.9	ug/kg	
1024-57-3	Heptachlor epoxide	ND	25	4.0	ug/kg	
72-43-5	Methoxychlor	ND	25	3.5	ug/kg	
8001-35-2	Toxaphene	ND	99	99	ug/kg	

CAS No.	Surrogate Recoveries	Run# 1	Run# 2	Limits
877-09-8	Tetrachloro-m-xylene	52%		35-132%
877-09-8	Tetrachloro-m-xylene	58%		35-132%
2051-24-3	Decachlorobiphenyl	78%		35-132%
2051-24-3	Decachlorobiphenyl	89%		35-132%

(a) All results reported on wet weight basis.

ND = Not detected MDL - Method Detection Limit

RL = Reporting Limit

E = Indicates value exceeds calibration range

J = Indicates an estimated value

B = Indicates analyte found in associated method blank

N = Indicates presumptive evidence of a compound

## Report of Analysis

<b>Client Sample ID:</b> P25-2.7		<b>Date Sampled:</b> 07/26/11
<b>Lab Sample ID:</b> C17186-11		<b>Date Received:</b> 07/27/11
<b>Matrix:</b> SO - Soil		<b>Percent Solids:</b> n/a <sup>a</sup>
<b>Method:</b> SW846 8082 SW846 3545A		
<b>Project:</b> Romc Soil Investigation(Romc EPA) - 2081 Bay Road, East Palo Alto, CA		

Run #1	File ID	DF	Analyzed	By	Prep Date	Prep Batch	Analytical Batch
Run #1	PP20533.D	1	07/28/11	RV	07/28/11	OP4316	GPP694
Run #2							

Run #1	Initial Weight	Final Volume
Run #1	10.1 g	10.0 ml
Run #2		

**PCB List**

CAS No.	Compound	Result	RL	MDL	Units	Q
12674-11-2	Aroclor 1016	ND	99	17	ug/kg	
11104-28-2	Aroclor 1221	ND	99	50	ug/kg	
11141-16-5	Aroclor 1232	ND	99	50	ug/kg	
53469-21-9	Aroclor 1242	ND	99	50	ug/kg	
12672-29-6	Aroclor 1248	ND	99	50	ug/kg	
11097-69-1	Aroclor 1254	ND	99	50	ug/kg	
11096-82-5	Aroclor 1260	ND	99	20	ug/kg	

CAS No.	Surrogate Recoveries	Run# 1	Run# 2	Limits
877-09-8	Tetrachloro-m-xylene	63%		45-108%
877-09-8	Tetrachloro-m-xylene	68%		45-108%
2051-24-3	Decachlorobiphenyl	97%		54-121%
2051-24-3	Decachlorobiphenyl	84%		54-121%

(a) All results reported on wet weight basis.

ND = Not detected      MDL - Method Detection Limit  
 RL = Reporting Limit  
 E = Indicates value exceeds calibration range

J = Indicates an estimated value  
 B = Indicates analyte found in associated method blank  
 N = Indicates presumptive evidence of a compound

## Report of Analysis

<b>Client Sample ID:</b> P25-2.7	
<b>Lab Sample ID:</b> C17186-11	<b>Date Sampled:</b> 07/26/11
<b>Matrix:</b> SO - Soil	<b>Date Received:</b> 07/27/11
<b>Method:</b> SW846 8015B M SW846 3545A	<b>Percent Solids:</b> n/a <sup>a</sup>
<b>Project:</b> Romic Soil Investigation(Romic EPA) - 2081 Bay Road, East Palo Alto, CA	

	File ID	DF	Analyzed	By	Prep Date	Prep Batch	Analytical Batch
Run #1	GG27281.D	1	07/29/11	JH	07/28/11	OP4318	GGG732
Run #2							

	Initial Weight	Final Volume
Run #1	10.1 g	1.0 ml
Run #2		

### TPH Extractable w/ Silica Gel Cleanup

CAS No.	Compound	Result	RL	MDL	Units	Q
	TPH (C10-C28)	23.2	9.9	5.0	mg/kg	
	TPH (> C28-C40)	52.2	20	9.9	mg/kg	

CAS No.	Surrogate Recoveries	Run# 1	Run# 2	Limits
630-01-3	Hexacosane	74%		45-140%

(a) All results reported on wet weight basis.

ND = Not detected      MDL - Method Detection Limit  
 RL = Reporting Limit  
 E = Indicates value exceeds calibration range

J = Indicates an estimated value  
 B = Indicates analyte found in associated method blank  
 N = Indicates presumptive evidence of a compound

## Report of Analysis

<b>Client Sample ID:</b> P25-2.7	<b>Date Sampled:</b> 07/26/11
<b>Lab Sample ID:</b> C17186-11	<b>Date Received:</b> 07/27/11
<b>Matrix:</b> SO - Soil	<b>Percent Solids:</b> n/a <sup>a</sup>
<b>Project:</b> Romic Soil Investigation(Romic EPA) - 2081 Bay Road, East Palo Alto, CA	

## Metals Analysis

Analyte	Result	RL	Units	DF	Prep	Analyzed By	Method	Prep Method
Antimony	< 1.8	1.8	mg/kg	1	07/28/11	07/30/11 RS	SW846 6010B <sup>1</sup>	SW846 3050B <sup>4</sup>
Arsenic	7.3	1.8	mg/kg	1	07/28/11	07/30/11 RS	SW846 6010B <sup>1</sup>	SW846 3050B <sup>4</sup>
Barium	138	18	mg/kg	1	07/28/11	07/30/11 RS	SW846 6010B <sup>1</sup>	SW846 3050B <sup>4</sup>
Beryllium	< 0.89	0.89	mg/kg	1	07/28/11	08/02/11 RS	SW846 6010B <sup>3</sup>	SW846 3050B <sup>4</sup>
Cadmium	< 0.89	0.89	mg/kg	1	07/28/11	07/30/11 RS	SW846 6010B <sup>1</sup>	SW846 3050B <sup>4</sup>
Chromium	34.5	0.89	mg/kg	1	07/28/11	07/30/11 RS	SW846 6010B <sup>1</sup>	SW846 3050B <sup>4</sup>
Cobalt	6.6	0.89	mg/kg	1	07/28/11	07/30/11 RS	SW846 6010B <sup>1</sup>	SW846 3050B <sup>4</sup>
Copper	14.1	2.2	mg/kg	1	07/28/11	07/30/11 RS	SW846 6010B <sup>1</sup>	SW846 3050B <sup>4</sup>
Lead	6.3	1.8	mg/kg	1	07/28/11	07/30/11 RS	SW846 6010B <sup>1</sup>	SW846 3050B <sup>4</sup>
Mercury	< 0.040	0.040	mg/kg	1	07/29/11	07/30/11 PH	SW846 7471A <sup>2</sup>	SW846 7471A <sup>5</sup>
Molybdenum	< 1.8	1.8	mg/kg	1	07/28/11	07/30/11 RS	SW846 6010B <sup>1</sup>	SW846 3050B <sup>4</sup>
Nickel	35.0	0.89	mg/kg	1	07/28/11	07/30/11 RS	SW846 6010B <sup>1</sup>	SW846 3050B <sup>4</sup>
Selenium	< 1.8	1.8	mg/kg	1	07/28/11	07/30/11 RS	SW846 6010B <sup>1</sup>	SW846 3050B <sup>4</sup>
Silver <sup>b</sup>	< 4.5	4.5	mg/kg	5	07/28/11	07/30/11 RS	SW846 6010B <sup>1</sup>	SW846 3050B <sup>4</sup>
Thallium <sup>b</sup>	< 8.9	8.9	mg/kg	5	07/28/11	07/30/11 RS	SW846 6010B <sup>1</sup>	SW846 3050B <sup>4</sup>
Vanadium	37.7	0.89	mg/kg	1	07/28/11	07/30/11 RS	SW846 6010B <sup>1</sup>	SW846 3050B <sup>4</sup>
Zinc	45.8	1.8	mg/kg	1	07/28/11	07/30/11 RS	SW846 6010B <sup>1</sup>	SW846 3050B <sup>4</sup>

(1) Instrument QC Batch: MA2014

(2) Instrument QC Batch: MA2017

(3) Instrument QC Batch: MA2018

(4) Prep QC Batch: MP3776

(5) Prep QC Batch: MP3784

(a) All results reported on wet weight basis.

(b) Elevated reporting limit(s) due to matrix interference.

RL = Reporting Limit

## Report of Analysis

<b>Client Sample ID:</b>	TP5-1.0	<b>Date Sampled:</b>	07/26/11
<b>Lab Sample ID:</b>	C17186-12	<b>Date Received:</b>	07/27/11
<b>Matrix:</b>	SO - Soil	<b>Percent Solids:</b>	n/a <sup>a</sup>
<b>Method:</b>	SW846 8260B	<b>Project:</b> Romic Soil Investigation(Romic EPA) - 2081 Bay Road, East Palo Alto, CA	

Run #1	File ID	DF	Analyzed	By	Prep Date	Prep Batch	Analytical Batch
Run #1	L9606.D	1	08/06/11	TF	n/a	n/a	VL300
Run #2							

Run #1	Initial Weight	Final Volume	Methanol Aliquot
Run #1	6.84 g	5.0 ml	50.0 ul
Run #2			

## VOA 8260 List

CAS No.	Compound	Result	RL	MDL	Units	Q
67-64-1	Acetone	4140	7300	1500	ug/kg	J
71-43-2	Benzene	ND	370	110	ug/kg	
108-86-1	Bromobenzene	ND	370	110	ug/kg	
74-97-5	Bromochloromethane	ND	370	110	ug/kg	
75-27-4	Bromodichloromethane	ND	370	73	ug/kg	
75-25-2	Bromoform	ND	370	73	ug/kg	
104-51-8	n-Butylbenzene	ND	370	110	ug/kg	
135-98-8	sec-Butylbenzene	ND	370	110	ug/kg	
98-06-6	tert-Butylbenzene	ND	370	110	ug/kg	
108-90-7	Chlorobenzene	ND	370	110	ug/kg	
75-00-3	Chloroethane	ND	370	110	ug/kg	
67-66-3	Chloroform	ND	370	110	ug/kg	
95-49-8	o-Chlorotoluene	ND	370	110	ug/kg	
106-43-4	p-Chlorotoluene	ND	370	110	ug/kg	
56-23-5	Carbon tetrachloride	ND	370	73	ug/kg	
75-34-3	1,1-Dichloroethane	ND	370	73	ug/kg	
75-35-4	1,1-Dichloroethylene	ND	370	110	ug/kg	
563-58-6	1,1-Dichloropropene	ND	370	110	ug/kg	
96-12-8	1,2-Dibromo-3-chloropropane	ND	370	73	ug/kg	
106-93-4	1,2-Dibromoethane	ND	370	73	ug/kg	
107-06-2	1,2-Dichloroethane	ND	370	110	ug/kg	
78-87-5	1,2-Dichloropropane	ND	370	110	ug/kg	
142-28-9	1,3-Dichloropropane	ND	370	110	ug/kg	
108-20-3	Di-Isopropyl ether	ND	370	110	ug/kg	
594-20-7	2,2-Dichloropropane	ND	370	110	ug/kg	
124-48-1	Dibromochloromethane	ND	370	73	ug/kg	
75-71-8	Dichlorodifluoromethane	ND	370	73	ug/kg	
156-59-2	cis-1,2-Dichloroethylene	ND	370	110	ug/kg	
10061-01-5	cis-1,3-Dichloropropene	ND	370	110	ug/kg	
541-73-1	m-Dichlorobenzene	ND	370	110	ug/kg	
95-50-1	o-Dichlorobenzene	ND	370	110	ug/kg	
106-46-7	p-Dichlorobenzene	ND	370	110	ug/kg	

ND = Not detected MDL - Method Detection Limit

RL = Reporting Limit

E = Indicates value exceeds calibration range

J = Indicates an estimated value

B = Indicates analyte found in associated method blank

N = Indicates presumptive evidence of a compound

## Report of Analysis

<b>Client Sample ID:</b>	TP5-1.0	<b>Date Sampled:</b>	07/26/11
<b>Lab Sample ID:</b>	C17186-12	<b>Date Received:</b>	07/27/11
<b>Matrix:</b>	SO - Soil	<b>Percent Solids:</b>	n/a <sup>a</sup>
<b>Method:</b>	SW846 8260B		
<b>Project:</b>	Romic Soil Investigation(Romic EPA) - 2081 Bay Road, East Palo Alto, CA		

**VOA 8260 List**

CAS No.	Compound	Result	RL	MDL	Units	Q
156-60-5	trans-1,2-Dichloroethylene	ND	370	110	ug/kg	
10061-02-6	trans-1,3-Dichloropropene	ND	370	110	ug/kg	
100-41-4	Ethylbenzene	792	370	110	ug/kg	
637-92-3	Ethyl tert-Butyl Ether	ND	370	110	ug/kg	
591-78-6	2-Hexanone <sup>b</sup>	ND	2900	370	ug/kg	
87-68-3	Hexachlorobutadiene	ND	370	73	ug/kg	
98-82-8	Isopropylbenzene	ND	370	110	ug/kg	
99-87-6	p-Isopropyltoluene	ND	370	110	ug/kg	
108-10-1	4-Methyl-2-pentanone	1970	2900	1100	ug/kg	J
74-83-9	Methyl bromide	ND	370	180	ug/kg	
74-87-3	Methyl chloride	ND	370	110	ug/kg	
74-95-3	Methylene bromide	ND	370	180	ug/kg	
75-09-2	Methylene chloride	ND	1800	1200	ug/kg	
78-93-3	Methyl ethyl ketone	9770	2900	880	ug/kg	
1634-04-4	Methyl Tert Butyl Ether	ND	370	73	ug/kg	
91-20-3	Naphthalene	159	370	110	ug/kg	J
103-65-1	n-Propylbenzene	ND	370	110	ug/kg	
100-42-5	Styrene	ND	370	73	ug/kg	
994-05-8	Tert-Amyl Methyl Ether	ND	370	88	ug/kg	
75-65-0	Tert Butyl Alcohol	ND	2900	730	ug/kg	
630-20-6	1,1,1,2-Tetrachloroethane	ND	370	73	ug/kg	
71-55-6	1,1,1-Trichloroethane	ND	370	110	ug/kg	
79-34-5	1,1,2,2-Tetrachloroethane	ND	370	73	ug/kg	
79-00-5	1,1,2-Trichloroethane	ND	370	73	ug/kg	
87-61-6	1,2,3-Trichlorobenzene	ND	370	110	ug/kg	
96-18-4	1,2,3-Trichloropropane	ND	370	110	ug/kg	
120-82-1	1,2,4-Trichlorobenzene	ND	370	110	ug/kg	
95-63-6	1,2,4-Trimethylbenzene	417	370	110	ug/kg	
108-67-8	1,3,5-Trimethylbenzene	114	370	110	ug/kg	J
127-18-4	Tetrachloroethylene	ND	370	260	ug/kg	
108-88-3	Toluene	9240	370	110	ug/kg	
79-01-6	Trichloroethylene	ND	370	73	ug/kg	
75-69-4	Trichlorofluoromethane	ND	370	88	ug/kg	
75-01-4	Vinyl chloride	ND	370	180	ug/kg	
1330-20-7	Xylene (total)	3830	730	290	ug/kg	

CAS No.	Surrogate Recoveries	Run# 1	Run# 2	Limits
1868-53-7	Dibromofluoromethane	100%		60-130%
2037-26-5	Toluene-D8	112%		60-130%

ND = Not detected      MDL - Method Detection Limit  
 RL = Reporting Limit  
 E = Indicates value exceeds calibration range

J = Indicates an estimated value  
 B = Indicates analyte found in associated method blank  
 N = Indicates presumptive evidence of a compound

## Report of Analysis

<b>Client Sample ID:</b> TP5-1.0	
<b>Lab Sample ID:</b> C17186-12	<b>Date Sampled:</b> 07/26/11
<b>Matrix:</b> SO - Soil	<b>Date Received:</b> 07/27/11
<b>Method:</b> SW846 8260B	<b>Percent Solids:</b> n/a <sup>a</sup>
<b>Project:</b> Romic Soil Investigation(Romic EPA) - 2081 Bay Road, East Palo Alto, CA	

### VOA 8260 List

CAS No.	Surrogate Recoveries	Run# 1	Run# 2	Limits
460-00-4	4-Bromofluorobenzene	105%		60-130%

(a) All results reported on wet weight basis.

(b) CCV outside of control limits (biased high); not detected in sample.

ND = Not detected      MDL - Method Detection Limit  
 RL = Reporting Limit  
 E = Indicates value exceeds calibration range

J = Indicates an estimated value  
 B = Indicates analyte found in associated method blank  
 N = Indicates presumptive evidence of a compound



## Report of Analysis

<b>Client Sample ID:</b>	TP5-3.5	<b>Date Sampled:</b>	07/26/11
<b>Lab Sample ID:</b>	C17186-13	<b>Date Received:</b>	07/27/11
<b>Matrix:</b>	SO - Soil	<b>Percent Solids:</b>	n/a <sup>a</sup>
<b>Method:</b>	SW846 8260B	<b>Project:</b> Romic Soil Investigation(Romic EPA) - 2081 Bay Road, East Palo Alto, CA	

Run #1	File ID	DF	Analyzed	By	Prep Date	Prep Batch	Analytical Batch
Run #1	L9607.D	1	08/06/11	TF	n/a	n/a	VL300
Run #2							

Run #1	Initial Weight	Final Volume	Methanol Aliquot
Run #1	5.49 g	5.0 ml	1.0 ul
Run #2			

## VOA 8260 List

CAS No.	Compound	Result	RL	MDL	Units	Q
67-64-1	Acetone	ND	460000	91000	ug/kg	
71-43-2	Benzene	ND	23000	6800	ug/kg	
108-86-1	Bromobenzene	ND	23000	6800	ug/kg	
74-97-5	Bromochloromethane	ND	23000	6800	ug/kg	
75-27-4	Bromodichloromethane	ND	23000	4600	ug/kg	
75-25-2	Bromoform	ND	23000	4600	ug/kg	
104-51-8	n-Butylbenzene	47800	23000	6800	ug/kg	
135-98-8	sec-Butylbenzene	ND	23000	6800	ug/kg	
98-06-6	tert-Butylbenzene	ND	23000	6800	ug/kg	
108-90-7	Chlorobenzene	ND	23000	6800	ug/kg	
75-00-3	Chloroethane	ND	23000	6800	ug/kg	
67-66-3	Chloroform	ND	23000	6800	ug/kg	
95-49-8	o-Chlorotoluene	ND	23000	6800	ug/kg	
106-43-4	p-Chlorotoluene	ND	23000	6800	ug/kg	
56-23-5	Carbon tetrachloride	ND	23000	4600	ug/kg	
75-34-3	1,1-Dichloroethane	7680	23000	4600	ug/kg	J
75-35-4	1,1-Dichloroethylene	ND	23000	6800	ug/kg	
563-58-6	1,1-Dichloropropene	ND	23000	6800	ug/kg	
96-12-8	1,2-Dibromo-3-chloropropane	ND	23000	4600	ug/kg	
106-93-4	1,2-Dibromoethane	ND	23000	4600	ug/kg	
107-06-2	1,2-Dichloroethane	ND	23000	6800	ug/kg	
78-87-5	1,2-Dichloropropane	ND	23000	6800	ug/kg	
142-28-9	1,3-Dichloropropane	ND	23000	6800	ug/kg	
108-20-3	Di-Isopropyl ether	ND	23000	6800	ug/kg	
594-20-7	2,2-Dichloropropane	ND	23000	6800	ug/kg	
124-48-1	Dibromochloromethane	ND	23000	4600	ug/kg	
75-71-8	Dichlorodifluoromethane	ND	23000	4600	ug/kg	
156-59-2	cis-1,2-Dichloroethylene	ND	23000	6800	ug/kg	
10061-01-5	cis-1,3-Dichloropropene	ND	23000	6800	ug/kg	
541-73-1	m-Dichlorobenzene	ND	23000	6800	ug/kg	
95-50-1	o-Dichlorobenzene	30300	23000	6800	ug/kg	
106-46-7	p-Dichlorobenzene	ND	23000	6800	ug/kg	

ND = Not detected MDL - Method Detection Limit

J = Indicates an estimated value

RL = Reporting Limit

B = Indicates analyte found in associated method blank

E = Indicates value exceeds calibration range

N = Indicates presumptive evidence of a compound

## Report of Analysis

<b>Client Sample ID:</b>	TP5-3.5	<b>Date Sampled:</b>	07/26/11
<b>Lab Sample ID:</b>	C17186-13	<b>Date Received:</b>	07/27/11
<b>Matrix:</b>	SO - Soil	<b>Percent Solids:</b>	n/a <sup>a</sup>
<b>Method:</b>	SW846 8260B	<b>Project:</b> Romic Soil Investigation(Romic EPA) - 2081 Bay Road, East Palo Alto, CA	

**VOA 8260 List**

CAS No.	Compound	Result	RL	MDL	Units	Q
156-60-5	trans-1,2-Dichloroethylene	ND	23000	6800	ug/kg	
10061-02-6	trans-1,3-Dichloropropene	ND	23000	6800	ug/kg	
100-41-4	Ethylbenzene	148000	23000	6800	ug/kg	
637-92-3	Ethyl tert-Butyl Ether	ND	23000	6800	ug/kg	
591-78-6	2-Hexanone <sup>b</sup>	ND	180000	23000	ug/kg	
87-68-3	Hexachlorobutadiene	ND	23000	4600	ug/kg	
98-82-8	Isopropylbenzene	10200	23000	6800	ug/kg	J
99-87-6	p-Isopropyltoluene	ND	23000	6800	ug/kg	
108-10-1	4-Methyl-2-pentanone	ND	180000	68000	ug/kg	
74-83-9	Methyl bromide	ND	23000	11000	ug/kg	
74-87-3	Methyl chloride	ND	23000	6800	ug/kg	
74-95-3	Methylene bromide	ND	23000	11000	ug/kg	
75-09-2	Methylene chloride	ND	110000	73000	ug/kg	
78-93-3	Methyl ethyl ketone	342000	180000	55000	ug/kg	
1634-04-4	Methyl Tert Butyl Ether	ND	23000	4600	ug/kg	
91-20-3	Naphthalene	447000	23000	6800	ug/kg	
103-65-1	n-Propylbenzene	25100	23000	6800	ug/kg	
100-42-5	Styrene	ND	23000	4600	ug/kg	
994-05-8	Tert-Amyl Methyl Ether	ND	23000	5500	ug/kg	
75-65-0	Tert Butyl Alcohol	ND	180000	46000	ug/kg	
630-20-6	1,1,1,2-Tetrachloroethane	ND	23000	4600	ug/kg	
71-55-6	1,1,1-Trichloroethane	15900	23000	6800	ug/kg	J
79-34-5	1,1,2,2-Tetrachloroethane	ND	23000	4600	ug/kg	
79-00-5	1,1,2-Trichloroethane	ND	23000	4600	ug/kg	
87-61-6	1,2,3-Trichlorobenzene	ND	23000	6800	ug/kg	
96-18-4	1,2,3-Trichloropropane	ND	23000	6800	ug/kg	
120-82-1	1,2,4-Trichlorobenzene	ND	23000	6800	ug/kg	
95-63-6	1,2,4-Trimethylbenzene	332000	23000	6800	ug/kg	
108-67-8	1,3,5-Trimethylbenzene	72700	23000	6800	ug/kg	
127-18-4	Tetrachloroethylene	87600	23000	16000	ug/kg	
108-88-3	Toluene	590000	23000	6800	ug/kg	
79-01-6	Trichloroethylene	114000	23000	4600	ug/kg	
75-69-4	Trichlorofluoromethane	ND	23000	5500	ug/kg	
75-01-4	Vinyl chloride	ND	23000	11000	ug/kg	
1330-20-7	Xylene (total)	850000	46000	18000	ug/kg	

CAS No.	Surrogate Recoveries	Run# 1	Run# 2	Limits
1868-53-7	Dibromofluoromethane	97%		60-130%
2037-26-5	Toluene-D8	113%		60-130%

ND = Not detected      MDL - Method Detection Limit  
 RL = Reporting Limit  
 E = Indicates value exceeds calibration range

J = Indicates an estimated value  
 B = Indicates analyte found in associated method blank  
 N = Indicates presumptive evidence of a compound

## Report of Analysis

<b>Client Sample ID:</b> TP5-3.5		<b>Date Sampled:</b> 07/26/11
<b>Lab Sample ID:</b> C17186-13		<b>Date Received:</b> 07/27/11
<b>Matrix:</b> SO - Soil		<b>Percent Solids:</b> n/a <sup>a</sup>
<b>Method:</b> SW846 8260B		
<b>Project:</b> Romic Soil Investigation(Romic EPA) - 2081 Bay Road, East Palo Alto, CA		

**VOA 8260 List**

CAS No.	Surrogate Recoveries	Run# 1	Run# 2	Limits
460-00-4	4-Bromofluorobenzene	107%		60-130%

- (a) All results reported on wet weight basis.
- (b) CCV outside of control limits (biased high); not detected in sample.

---

ND = Not detected	MDL - Method Detection Limit	J = Indicates an estimated value
RL = Reporting Limit		B = Indicates analyte found in associated method blank
E = Indicates value exceeds calibration range		N = Indicates presumptive evidence of a compound

## Report of Analysis

<b>Client Sample ID:</b> TP5A-3.5	
<b>Lab Sample ID:</b> C17186-14	<b>Date Sampled:</b> 07/26/11
<b>Matrix:</b> SO - Soil	<b>Date Received:</b> 07/27/11
<b>Method:</b> SW846 8260B	<b>Percent Solids:</b> n/a <sup>a</sup>
<b>Project:</b> Romic Soil Investigation(Romic EPA) - 2081 Bay Road, East Palo Alto, CA	

Run #	File ID	DF	Analyzed	By	Prep Date	Prep Batch	Analytical Batch
Run #1	L9608.D	1	08/06/11	TF	n/a	n/a	VL300
Run #2							

Run #	Initial Weight	Final Volume	Methanol Aliquot
Run #1	5.38 g	5.0 ml	1.0 ul
Run #2			

### VOA 8260 List

CAS No.	Compound	Result	RL	MDL	Units	Q
67-64-1	Acetone	ND	460000	93000	ug/kg	
71-43-2	Benzene	ND	23000	7000	ug/kg	
108-86-1	Bromobenzene	ND	23000	7000	ug/kg	
74-97-5	Bromochloromethane	ND	23000	7000	ug/kg	
75-27-4	Bromodichloromethane	ND	23000	4600	ug/kg	
75-25-2	Bromoform	ND	23000	4600	ug/kg	
104-51-8	n-Butylbenzene	51100	23000	7000	ug/kg	
135-98-8	sec-Butylbenzene	ND	23000	7000	ug/kg	
98-06-6	tert-Butylbenzene	ND	23000	7000	ug/kg	
108-90-7	Chlorobenzene	ND	23000	7000	ug/kg	
75-00-3	Chloroethane	ND	23000	7000	ug/kg	
67-66-3	Chloroform	ND	23000	7000	ug/kg	
95-49-8	o-Chlorotoluene	ND	23000	7000	ug/kg	
106-43-4	p-Chlorotoluene	ND	23000	7000	ug/kg	
56-23-5	Carbon tetrachloride	ND	23000	4600	ug/kg	
75-34-3	1,1-Dichloroethane	8110	23000	4600	ug/kg	J
75-35-4	1,1-Dichloroethylene	ND	23000	7000	ug/kg	
563-58-6	1,1-Dichloropropene	ND	23000	7000	ug/kg	
96-12-8	1,2-Dibromo-3-chloropropane	ND	23000	4600	ug/kg	
106-93-4	1,2-Dibromoethane	ND	23000	4600	ug/kg	
107-06-2	1,2-Dichloroethane	ND	23000	7000	ug/kg	
78-87-5	1,2-Dichloropropane	ND	23000	7000	ug/kg	
142-28-9	1,3-Dichloropropane	ND	23000	7000	ug/kg	
108-20-3	Di-Isopropyl ether	ND	23000	7000	ug/kg	
594-20-7	2,2-Dichloropropane	ND	23000	7000	ug/kg	
124-48-1	Dibromochloromethane	ND	23000	4600	ug/kg	
75-71-8	Dichlorodifluoromethane	ND	23000	4600	ug/kg	
156-59-2	cis-1,2-Dichloroethylene	ND	23000	7000	ug/kg	
10061-01-5	cis-1,3-Dichloropropene	ND	23000	7000	ug/kg	
541-73-1	m-Dichlorobenzene	ND	23000	7000	ug/kg	
95-50-1	o-Dichlorobenzene	35000	23000	7000	ug/kg	
106-46-7	p-Dichlorobenzene	ND	23000	7000	ug/kg	

ND = Not detected      MDL - Method Detection Limit

RL = Reporting Limit

E = Indicates value exceeds calibration range

J = Indicates an estimated value

B = Indicates analyte found in associated method blank

N = Indicates presumptive evidence of a compound

## Report of Analysis

<b>Client Sample ID:</b>	TP5A-3.5	<b>Date Sampled:</b>	07/26/11
<b>Lab Sample ID:</b>	C17186-14	<b>Date Received:</b>	07/27/11
<b>Matrix:</b>	SO - Soil	<b>Percent Solids:</b>	n/a <sup>a</sup>
<b>Method:</b>	SW846 8260B		
<b>Project:</b>	Romic Soil Investigation(Romic EPA) - 2081 Bay Road,East Palo Alto,CA		

## VOA 8260 List

CAS No.	Compound	Result	RL	MDL	Units	Q
156-60-5	trans-1,2-Dichloroethylene	ND	23000	7000	ug/kg	
10061-02-6	trans-1,3-Dichloropropene	ND	23000	7000	ug/kg	
100-41-4	Ethylbenzene	162000	23000	7000	ug/kg	
637-92-3	Ethyl tert-Butyl Ether	ND	23000	7000	ug/kg	
591-78-6	2-Hexanone <sup>b</sup>	ND	190000	23000	ug/kg	
87-68-3	Hexachlorobutadiene	ND	23000	4600	ug/kg	
98-82-8	Isopropylbenzene	11300	23000	7000	ug/kg	J
99-87-6	p-Isopropyltoluene	7320	23000	7000	ug/kg	J
108-10-1	4-Methyl-2-pentanone	71900	190000	70000	ug/kg	J
74-83-9	Methyl bromide	ND	23000	12000	ug/kg	
74-87-3	Methyl chloride	ND	23000	7000	ug/kg	
74-95-3	Methylene bromide	ND	23000	12000	ug/kg	
75-09-2	Methylene chloride	ND	120000	74000	ug/kg	
78-93-3	Methyl ethyl ketone	436000	190000	56000	ug/kg	
1634-04-4	Methyl Tert Butyl Ether	ND	23000	4600	ug/kg	
91-20-3	Naphthalene	482000	23000	7000	ug/kg	
103-65-1	n-Propylbenzene	28300	23000	7000	ug/kg	
100-42-5	Styrene	31600	23000	4600	ug/kg	
994-05-8	Tert-Amyl Methyl Ether	ND	23000	5600	ug/kg	
75-65-0	Tert Butyl Alcohol	ND	190000	46000	ug/kg	
630-20-6	1,1,1,2-Tetrachloroethane	ND	23000	4600	ug/kg	
71-55-6	1,1,1-Trichloroethane	21200	23000	7000	ug/kg	J
79-34-5	1,1,2,2-Tetrachloroethane	ND	23000	4600	ug/kg	
79-00-5	1,1,2-Trichloroethane	ND	23000	4600	ug/kg	
87-61-6	1,2,3-Trichlorobenzene	ND	23000	7000	ug/kg	
96-18-4	1,2,3-Trichloropropane	ND	23000	7000	ug/kg	
120-82-1	1,2,4-Trichlorobenzene	ND	23000	7000	ug/kg	
95-63-6	1,2,4-Trimethylbenzene	364000	23000	7000	ug/kg	
108-67-8	1,3,5-Trimethylbenzene	80600	23000	7000	ug/kg	
127-18-4	Tetrachloroethylene	97400	23000	16000	ug/kg	
108-88-3	Toluene	626000	23000	7000	ug/kg	
79-01-6	Trichloroethylene	132000	23000	4600	ug/kg	
75-69-4	Trichlorofluoromethane	ND	23000	5600	ug/kg	
75-01-4	Vinyl chloride	ND	23000	12000	ug/kg	
1330-20-7	Xylene (total)	931000	46000	19000	ug/kg	

CAS No.	Surrogate Recoveries	Run# 1	Run# 2	Limits
1868-53-7	Dibromofluoromethane	96%		60-130%
2037-26-5	Toluene-D8	113%		60-130%

ND = Not detected MDL - Method Detection Limit

RL = Reporting Limit

E = Indicates value exceeds calibration range

J = Indicates an estimated value

B = Indicates analyte found in associated method blank

N = Indicates presumptive evidence of a compound

## Report of Analysis

<b>Client Sample ID:</b>	TP5A-3.5	<b>Date Sampled:</b>	07/26/11
<b>Lab Sample ID:</b>	C17186-14	<b>Date Received:</b>	07/27/11
<b>Matrix:</b>	SO - Soil	<b>Percent Solids:</b>	n/a <sup>a</sup>
<b>Method:</b>	SW846 8260B	<b>Project:</b> Romic Soil Investigation(Romic EPA) - 2081 Bay Road, East Palo Alto, CA	

### VOA 8260 List

CAS No.	Surrogate Recoveries	Run# 1	Run# 2	Limits
460-00-4	4-Bromofluorobenzene	104%		60-130%

(a) All results reported on wet weight basis.

(b) CCV outside of control limits (biased high); not detected in sample.

ND = Not detected      MDL - Method Detection Limit  
 RL = Reporting Limit  
 E = Indicates value exceeds calibration range

J = Indicates an estimated value  
 B = Indicates analyte found in associated method blank  
 N = Indicates presumptive evidence of a compound

## Report of Analysis

<b>Client Sample ID:</b>	TP5-6.5	<b>Date Sampled:</b>	07/26/11
<b>Lab Sample ID:</b>	C17186-15	<b>Date Received:</b>	07/27/11
<b>Matrix:</b>	SO - Soil	<b>Percent Solids:</b>	n/a <sup>a</sup>
<b>Method:</b>	SW846 8260B	<b>Project:</b> Romic Soil Investigation(Romic EPA) - 2081 Bay Road, East Palo Alto, CA	

Run #1	File ID	DF	Analyzed	By	Prep Date	Prep Batch	Analytical Batch
Run #1	L9609.D	1	08/06/11	TF	n/a	n/a	VL300
Run #2							

Run #1	Initial Weight	Final Volume	Methanol Aliquot
Run #1	5.59 g	5.0 ml	0.50 ul
Run #2			

## VOA 8260 List

CAS No.	Compound	Result	RL	MDL	Units	Q
67-64-1	Acetone	ND	890000	180000	ug/kg	
71-43-2	Benzene	ND	45000	13000	ug/kg	
108-86-1	Bromobenzene	ND	45000	13000	ug/kg	
74-97-5	Bromochloromethane	ND	45000	13000	ug/kg	
75-27-4	Bromodichloromethane	ND	45000	8900	ug/kg	
75-25-2	Bromoform	ND	45000	8900	ug/kg	
104-51-8	n-Butylbenzene	39600	45000	13000	ug/kg	J
135-98-8	sec-Butylbenzene	ND	45000	13000	ug/kg	
98-06-6	tert-Butylbenzene	ND	45000	13000	ug/kg	
108-90-7	Chlorobenzene	ND	45000	13000	ug/kg	
75-00-3	Chloroethane	ND	45000	13000	ug/kg	
67-66-3	Chloroform	ND	45000	13000	ug/kg	
95-49-8	o-Chlorotoluene	ND	45000	13000	ug/kg	
106-43-4	p-Chlorotoluene	ND	45000	13000	ug/kg	
56-23-5	Carbon tetrachloride	ND	45000	8900	ug/kg	
75-34-3	1,1-Dichloroethane	ND	45000	8900	ug/kg	
75-35-4	1,1-Dichloroethylene	ND	45000	13000	ug/kg	
563-58-6	1,1-Dichloropropene	ND	45000	13000	ug/kg	
96-12-8	1,2-Dibromo-3-chloropropane	ND	45000	8900	ug/kg	
106-93-4	1,2-Dibromoethane	ND	45000	8900	ug/kg	
107-06-2	1,2-Dichloroethane	49700	45000	13000	ug/kg	
78-87-5	1,2-Dichloropropane	ND	45000	13000	ug/kg	
142-28-9	1,3-Dichloropropane	ND	45000	13000	ug/kg	
108-20-3	Di-Isopropyl ether	ND	45000	13000	ug/kg	
594-20-7	2,2-Dichloropropane	ND	45000	13000	ug/kg	
124-48-1	Dibromochloromethane	ND	45000	8900	ug/kg	
75-71-8	Dichlorodifluoromethane	ND	45000	8900	ug/kg	
156-59-2	cis-1,2-Dichloroethylene	ND	45000	13000	ug/kg	
10061-01-5	cis-1,3-Dichloropropene	ND	45000	13000	ug/kg	
541-73-1	m-Dichlorobenzene	ND	45000	13000	ug/kg	
95-50-1	o-Dichlorobenzene	ND	45000	13000	ug/kg	
106-46-7	p-Dichlorobenzene	ND	45000	13000	ug/kg	

ND = Not detected MDL - Method Detection Limit

J = Indicates an estimated value

RL = Reporting Limit

B = Indicates analyte found in associated method blank

E = Indicates value exceeds calibration range

N = Indicates presumptive evidence of a compound

## Report of Analysis

<b>Client Sample ID:</b>	TP5-6.5	<b>Date Sampled:</b>	07/26/11
<b>Lab Sample ID:</b>	C17186-15	<b>Date Received:</b>	07/27/11
<b>Matrix:</b>	SO - Soil	<b>Percent Solids:</b>	n/a <sup>a</sup>
<b>Method:</b>	SW846 8260B		
<b>Project:</b>	Romic Soil Investigation(Romic EPA) - 2081 Bay Road,East Palo Alto,CA		

### VOA 8260 List

CAS No.	Compound	Result	RL	MDL	Units	Q
156-60-5	trans-1,2-Dichloroethylene	ND	45000	13000	ug/kg	
10061-02-6	trans-1,3-Dichloropropene	ND	45000	13000	ug/kg	
100-41-4	Ethylbenzene	184000	45000	13000	ug/kg	
637-92-3	Ethyl tert-Butyl Ether	ND	45000	13000	ug/kg	
591-78-6	2-Hexanone <sup>b</sup>	ND	360000	45000	ug/kg	
87-68-3	Hexachlorobutadiene	ND	45000	8900	ug/kg	
98-82-8	Isopropylbenzene	ND	45000	13000	ug/kg	
99-87-6	p-Isopropyltoluene	ND	45000	13000	ug/kg	
108-10-1	4-Methyl-2-pentanone	ND	360000	130000	ug/kg	
74-83-9	Methyl bromide	ND	45000	22000	ug/kg	
74-87-3	Methyl chloride	ND	45000	13000	ug/kg	
74-95-3	Methylene bromide	ND	45000	22000	ug/kg	
75-09-2	Methylene chloride	ND	220000	140000	ug/kg	
78-93-3	Methyl ethyl ketone	1450000	360000	110000	ug/kg	
1634-04-4	Methyl Tert Butyl Ether	ND	45000	8900	ug/kg	
91-20-3	Naphthalene	386000	45000	13000	ug/kg	
103-65-1	n-Propylbenzene	28800	45000	13000	ug/kg	J
100-42-5	Styrene	ND	45000	8900	ug/kg	
994-05-8	Tert-Amyl Methyl Ether	ND	45000	11000	ug/kg	
75-65-0	Tert Butyl Alcohol	ND	360000	89000	ug/kg	
630-20-6	1,1,1,2-Tetrachloroethane	ND	45000	8900	ug/kg	
71-55-6	1,1,1-Trichloroethane	70000	45000	13000	ug/kg	
79-34-5	1,1,2,2-Tetrachloroethane	ND	45000	8900	ug/kg	
79-00-5	1,1,2-Trichloroethane	177000	45000	8900	ug/kg	
87-61-6	1,2,3-Trichlorobenzene	ND	45000	13000	ug/kg	
96-18-4	1,2,3-Trichloropropane	ND	45000	13000	ug/kg	
120-82-1	1,2,4-Trichlorobenzene	ND	45000	13000	ug/kg	
95-63-6	1,2,4-Trimethylbenzene	265000	45000	13000	ug/kg	
108-67-8	1,3,5-Trimethylbenzene	63700	45000	13000	ug/kg	
127-18-4	Tetrachloroethylene	154000	45000	31000	ug/kg	
108-88-3	Toluene	833000	45000	13000	ug/kg	
79-01-6	Trichloroethylene	184000	45000	8900	ug/kg	
75-69-4	Trichlorofluoromethane	ND	45000	11000	ug/kg	
75-01-4	Vinyl chloride	ND	45000	22000	ug/kg	
1330-20-7	Xylene (total)	952000	89000	36000	ug/kg	

CAS No.	Surrogate Recoveries	Run# 1	Run# 2	Limits
1868-53-7	Dibromofluoromethane	97%		60-130%
2037-26-5	Toluene-D8	112%		60-130%

ND = Not detected      MDL - Method Detection Limit  
 RL = Reporting Limit  
 E = Indicates value exceeds calibration range

J = Indicates an estimated value  
 B = Indicates analyte found in associated method blank  
 N = Indicates presumptive evidence of a compound



## Report of Analysis

<b>Client Sample ID:</b>	TP5-6.5	<b>Date Sampled:</b>	07/26/11
<b>Lab Sample ID:</b>	C17186-15	<b>Date Received:</b>	07/27/11
<b>Matrix:</b>	SO - Soil	<b>Percent Solids:</b>	n/a <sup>a</sup>
<b>Method:</b>	SW846 8260B	<b>Project:</b> Romic Soil Investigation(Romic EPA) - 2081 Bay Road, East Palo Alto, CA	

### VOA 8260 List

CAS No.	Surrogate Recoveries	Run# 1	Run# 2	Limits
460-00-4	4-Bromofluorobenzene	107%		60-130%

- (a) All results reported on wet weight basis.
- (b) CCV outside of control limits (biased high); not detected in sample.

---

ND = Not detected      MDL - Method Detection Limit      J = Indicates an estimated value  
 RL = Reporting Limit      B = Indicates analyte found in associated method blank  
 E = Indicates value exceeds calibration range      N = Indicates presumptive evidence of a compound

## Report of Analysis

<b>Client Sample ID:</b>	G18-1.0	<b>Date Sampled:</b>	07/26/11
<b>Lab Sample ID:</b>	C17186-16	<b>Date Received:</b>	07/27/11
<b>Matrix:</b>	SO - Soil	<b>Percent Solids:</b>	n/a <sup>a</sup>
<b>Method:</b>	SW846 8260B	<b>Project:</b> Romic Soil Investigation(Romic EPA) - 2081 Bay Road, East Palo Alto, CA	

Run #	File ID	DF	Analyzed	By	Prep Date	Prep Batch	Analytical Batch
Run #1	L9610.D	1	08/06/11	TF	n/a	n/a	VL300
Run #2							

Run #	Initial Weight	Final Volume	Methanol Aliquot
Run #1	6.59 g	5.0 ml	50.0 ul
Run #2			

## VOA 8260 List

CAS No.	Compound	Result	RL	MDL	Units	Q
67-64-1	Acetone	ND	7600	1500	ug/kg	
71-43-2	Benzene	ND	380	110	ug/kg	
108-86-1	Bromobenzene	ND	380	110	ug/kg	
74-97-5	Bromochloromethane	ND	380	110	ug/kg	
75-27-4	Bromodichloromethane	ND	380	76	ug/kg	
75-25-2	Bromoform	ND	380	76	ug/kg	
104-51-8	n-Butylbenzene	ND	380	110	ug/kg	
135-98-8	sec-Butylbenzene	ND	380	110	ug/kg	
98-06-6	tert-Butylbenzene	ND	380	110	ug/kg	
108-90-7	Chlorobenzene	ND	380	110	ug/kg	
75-00-3	Chloroethane	ND	380	110	ug/kg	
67-66-3	Chloroform	ND	380	110	ug/kg	
95-49-8	o-Chlorotoluene	ND	380	110	ug/kg	
106-43-4	p-Chlorotoluene	ND	380	110	ug/kg	
56-23-5	Carbon tetrachloride	ND	380	76	ug/kg	
75-34-3	1,1-Dichloroethane	ND	380	76	ug/kg	
75-35-4	1,1-Dichloroethylene	ND	380	110	ug/kg	
563-58-6	1,1-Dichloropropene	ND	380	110	ug/kg	
96-12-8	1,2-Dibromo-3-chloropropane	ND	380	76	ug/kg	
106-93-4	1,2-Dibromoethane	ND	380	76	ug/kg	
107-06-2	1,2-Dichloroethane	ND	380	110	ug/kg	
78-87-5	1,2-Dichloropropane	ND	380	110	ug/kg	
142-28-9	1,3-Dichloropropane	ND	380	110	ug/kg	
108-20-3	Di-Isopropyl ether	ND	380	110	ug/kg	
594-20-7	2,2-Dichloropropane	ND	380	110	ug/kg	
124-48-1	Dibromochloromethane	ND	380	76	ug/kg	
75-71-8	Dichlorodifluoromethane	ND	380	76	ug/kg	
156-59-2	cis-1,2-Dichloroethylene	113	380	110	ug/kg	J
10061-01-5	cis-1,3-Dichloropropene	ND	380	110	ug/kg	
541-73-1	m-Dichlorobenzene	ND	380	110	ug/kg	
95-50-1	o-Dichlorobenzene	ND	380	110	ug/kg	
106-46-7	p-Dichlorobenzene	ND	380	110	ug/kg	

ND = Not detected MDL - Method Detection Limit

RL = Reporting Limit

E = Indicates value exceeds calibration range

J = Indicates an estimated value

B = Indicates analyte found in associated method blank

N = Indicates presumptive evidence of a compound

## Report of Analysis

<b>Client Sample ID:</b>	G18-1.0	<b>Date Sampled:</b>	07/26/11
<b>Lab Sample ID:</b>	C17186-16	<b>Date Received:</b>	07/27/11
<b>Matrix:</b>	SO - Soil	<b>Percent Solids:</b>	n/a <sup>a</sup>
<b>Method:</b>	SW846 8260B		
<b>Project:</b>	Romic Soil Investigation(Romic EPA) - 2081 Bay Road,East Palo Alto,CA		

## VOA 8260 List

CAS No.	Compound	Result	RL	MDL	Units	Q
156-60-5	trans-1,2-Dichloroethylene	ND	380	110	ug/kg	
10061-02-6	trans-1,3-Dichloropropene	ND	380	110	ug/kg	
100-41-4	Ethylbenzene	1380	380	110	ug/kg	
637-92-3	Ethyl tert-Butyl Ether	ND	380	110	ug/kg	
591-78-6	2-Hexanone <sup>b</sup>	ND	3000	380	ug/kg	
87-68-3	Hexachlorobutadiene	ND	380	76	ug/kg	
98-82-8	Isopropylbenzene	ND	380	110	ug/kg	
99-87-6	p-Isopropyltoluene	ND	380	110	ug/kg	
108-10-1	4-Methyl-2-pentanone	ND	3000	1100	ug/kg	
74-83-9	Methyl bromide	ND	380	190	ug/kg	
74-87-3	Methyl chloride	ND	380	110	ug/kg	
74-95-3	Methylene bromide	ND	380	190	ug/kg	
75-09-2	Methylene chloride	ND	1900	1200	ug/kg	
78-93-3	Methyl ethyl ketone	ND	3000	910	ug/kg	
1634-04-4	Methyl Tert Butyl Ether	ND	380	76	ug/kg	
91-20-3	Naphthalene	776	380	110	ug/kg	
103-65-1	n-Propylbenzene	124	380	110	ug/kg	J
100-42-5	Styrene	77.1	380	76	ug/kg	J
994-05-8	Tert-Amyl Methyl Ether	ND	380	91	ug/kg	
75-65-0	Tert Butyl Alcohol	ND	3000	760	ug/kg	
630-20-6	1,1,1,2-Tetrachloroethane	ND	380	76	ug/kg	
71-55-6	1,1,1-Trichloroethane	ND	380	110	ug/kg	
79-34-5	1,1,2,2-Tetrachloroethane	ND	380	76	ug/kg	
79-00-5	1,1,2-Trichloroethane	ND	380	76	ug/kg	
87-61-6	1,2,3-Trichlorobenzene	ND	380	110	ug/kg	
96-18-4	1,2,3-Trichloropropane	ND	380	110	ug/kg	
120-82-1	1,2,4-Trichlorobenzene	ND	380	110	ug/kg	
95-63-6	1,2,4-Trimethylbenzene	1230	380	110	ug/kg	
108-67-8	1,3,5-Trimethylbenzene	320	380	110	ug/kg	J
127-18-4	Tetrachloroethylene	ND	380	270	ug/kg	
108-88-3	Toluene	7880	380	110	ug/kg	
79-01-6	Trichloroethylene	101	380	76	ug/kg	J
75-69-4	Trichlorofluoromethane	ND	380	91	ug/kg	
75-01-4	Vinyl chloride	ND	380	190	ug/kg	
1330-20-7	Xylene (total)	8200	760	300	ug/kg	

CAS No.	Surrogate Recoveries	Run# 1	Run# 2	Limits
1868-53-7	Dibromofluoromethane	97%		60-130%
2037-26-5	Toluene-D8	112%		60-130%

ND = Not detected MDL - Method Detection Limit

RL = Reporting Limit

E = Indicates value exceeds calibration range

J = Indicates an estimated value

B = Indicates analyte found in associated method blank

N = Indicates presumptive evidence of a compound

## Report of Analysis

<b>Client Sample ID:</b>	G18-1.0	<b>Date Sampled:</b>	07/26/11
<b>Lab Sample ID:</b>	C17186-16	<b>Date Received:</b>	07/27/11
<b>Matrix:</b>	SO - Soil	<b>Percent Solids:</b>	n/a <sup>a</sup>
<b>Method:</b>	SW846 8260B	<b>Project:</b> Romic Soil Investigation(Romic EPA) - 2081 Bay Road,East Palo Alto,CA	

### VOA 8260 List

CAS No.	Surrogate Recoveries	Run# 1	Run# 2	Limits
460-00-4	4-Bromofluorobenzene	105%		60-130%

(a) All results reported on wet weight basis.

(b) CCV outside of control limits (biased high); not detected in sample.

ND = Not detected      MDL - Method Detection Limit  
 RL = Reporting Limit  
 E = Indicates value exceeds calibration range

J = Indicates an estimated value  
 B = Indicates analyte found in associated method blank  
 N = Indicates presumptive evidence of a compound

## Report of Analysis

<b>Client Sample ID:</b>	G18A-1.0	<b>Date Sampled:</b>	07/26/11
<b>Lab Sample ID:</b>	C17186-17	<b>Date Received:</b>	07/27/11
<b>Matrix:</b>	SO - Soil	<b>Percent Solids:</b>	n/a <sup>a</sup>
<b>Method:</b>	SW846 8260B	<b>Project:</b> Romic Soil Investigation(Romic EPA) - 2081 Bay Road, East Palo Alto, CA	

Run #	File ID	DF	Analyzed	By	Prep Date	Prep Batch	Analytical Batch
Run #1	L9611.D	1	08/06/11	TF	n/a	n/a	VL300
Run #2							

Run #	Initial Weight	Final Volume	Methanol Aliquot
Run #1	5.97 g	5.0 ml	100 ul
Run #2			

## VOA 8260 List

CAS No.	Compound	Result	RL	MDL	Units	Q
67-64-1	Acetone	ND	4200	840	ug/kg	
71-43-2	Benzene	ND	210	63	ug/kg	
108-86-1	Bromobenzene	ND	210	63	ug/kg	
74-97-5	Bromochloromethane	ND	210	63	ug/kg	
75-27-4	Bromodichloromethane	ND	210	42	ug/kg	
75-25-2	Bromoform	ND	210	42	ug/kg	
104-51-8	n-Butylbenzene	ND	210	63	ug/kg	
135-98-8	sec-Butylbenzene	ND	210	63	ug/kg	
98-06-6	tert-Butylbenzene	ND	210	63	ug/kg	
108-90-7	Chlorobenzene	ND	210	63	ug/kg	
75-00-3	Chloroethane	ND	210	63	ug/kg	
67-66-3	Chloroform	ND	210	63	ug/kg	
95-49-8	o-Chlorotoluene	ND	210	63	ug/kg	
106-43-4	p-Chlorotoluene	ND	210	63	ug/kg	
56-23-5	Carbon tetrachloride	ND	210	42	ug/kg	
75-34-3	1,1-Dichloroethane	ND	210	42	ug/kg	
75-35-4	1,1-Dichloroethylene	ND	210	63	ug/kg	
563-58-6	1,1-Dichloropropene	ND	210	63	ug/kg	
96-12-8	1,2-Dibromo-3-chloropropane	ND	210	42	ug/kg	
106-93-4	1,2-Dibromoethane	ND	210	42	ug/kg	
107-06-2	1,2-Dichloroethane	ND	210	63	ug/kg	
78-87-5	1,2-Dichloropropane	ND	210	63	ug/kg	
142-28-9	1,3-Dichloropropane	ND	210	63	ug/kg	
108-20-3	Di-Isopropyl ether	ND	210	63	ug/kg	
594-20-7	2,2-Dichloropropane	ND	210	63	ug/kg	
124-48-1	Dibromochloromethane	ND	210	42	ug/kg	
75-71-8	Dichlorodifluoromethane	ND	210	42	ug/kg	
156-59-2	cis-1,2-Dichloroethylene	ND	210	63	ug/kg	
10061-01-5	cis-1,3-Dichloropropene	ND	210	63	ug/kg	
541-73-1	m-Dichlorobenzene	ND	210	63	ug/kg	
95-50-1	o-Dichlorobenzene	ND	210	63	ug/kg	
106-46-7	p-Dichlorobenzene	ND	210	63	ug/kg	

ND = Not detected MDL - Method Detection Limit

RL = Reporting Limit

E = Indicates value exceeds calibration range

J = Indicates an estimated value

B = Indicates analyte found in associated method blank

N = Indicates presumptive evidence of a compound

## Report of Analysis

<b>Client Sample ID:</b>	G18A-1.0	<b>Date Sampled:</b>	07/26/11
<b>Lab Sample ID:</b>	C17186-17	<b>Date Received:</b>	07/27/11
<b>Matrix:</b>	SO - Soil	<b>Percent Solids:</b>	n/a <sup>a</sup>
<b>Method:</b>	SW846 8260B		
<b>Project:</b>	Romic Soil Investigation(Romic EPA) - 2081 Bay Road,East Palo Alto,CA		

## VOA 8260 List

CAS No.	Compound	Result	RL	MDL	Units	Q
156-60-5	trans-1,2-Dichloroethylene	ND	210	63	ug/kg	
10061-02-6	trans-1,3-Dichloropropene	ND	210	63	ug/kg	
100-41-4	Ethylbenzene	629	210	63	ug/kg	
637-92-3	Ethyl tert-Butyl Ether	ND	210	63	ug/kg	
591-78-6	2-Hexanone <sup>b</sup>	ND	1700	210	ug/kg	
87-68-3	Hexachlorobutadiene	ND	210	42	ug/kg	
98-82-8	Isopropylbenzene	ND	210	63	ug/kg	
99-87-6	p-Isopropyltoluene	ND	210	63	ug/kg	
108-10-1	4-Methyl-2-pentanone	ND	1700	630	ug/kg	
74-83-9	Methyl bromide	ND	210	100	ug/kg	
74-87-3	Methyl chloride	ND	210	63	ug/kg	
74-95-3	Methylene bromide	ND	210	100	ug/kg	
75-09-2	Methylene chloride	ND	1000	670	ug/kg	
78-93-3	Methyl ethyl ketone	ND	1700	500	ug/kg	
1634-04-4	Methyl Tert Butyl Ether	ND	210	42	ug/kg	
91-20-3	Naphthalene	296	210	63	ug/kg	
103-65-1	n-Propylbenzene	ND	210	63	ug/kg	
100-42-5	Styrene	ND	210	42	ug/kg	
994-05-8	Tert-Amyl Methyl Ether	ND	210	50	ug/kg	
75-65-0	Tert Butyl Alcohol	ND	1700	420	ug/kg	
630-20-6	1,1,1,2-Tetrachloroethane	ND	210	42	ug/kg	
71-55-6	1,1,1-Trichloroethane	ND	210	63	ug/kg	
79-34-5	1,1,2,2-Tetrachloroethane	ND	210	42	ug/kg	
79-00-5	1,1,2-Trichloroethane	ND	210	42	ug/kg	
87-61-6	1,2,3-Trichlorobenzene	ND	210	63	ug/kg	
96-18-4	1,2,3-Trichloropropane	ND	210	63	ug/kg	
120-82-1	1,2,4-Trichlorobenzene	ND	210	63	ug/kg	
95-63-6	1,2,4-Trimethylbenzene	530	210	63	ug/kg	
108-67-8	1,3,5-Trimethylbenzene	141	210	63	ug/kg	J
127-18-4	Tetrachloroethylene	ND	210	150	ug/kg	
108-88-3	Toluene	3230	210	63	ug/kg	
79-01-6	Trichloroethylene	ND	210	42	ug/kg	
75-69-4	Trichlorofluoromethane	ND	210	50	ug/kg	
75-01-4	Vinyl chloride	ND	210	100	ug/kg	
1330-20-7	Xylene (total)	3710	420	170	ug/kg	

CAS No.	Surrogate Recoveries	Run# 1	Run# 2	Limits
1868-53-7	Dibromofluoromethane	96%		60-130%
2037-26-5	Toluene-D8	112%		60-130%

ND = Not detected MDL - Method Detection Limit

RL = Reporting Limit

E = Indicates value exceeds calibration range

J = Indicates an estimated value

B = Indicates analyte found in associated method blank

N = Indicates presumptive evidence of a compound

## Report of Analysis

<b>Client Sample ID:</b>	G18A-1.0	<b>Date Sampled:</b>	07/26/11
<b>Lab Sample ID:</b>	C17186-17	<b>Date Received:</b>	07/27/11
<b>Matrix:</b>	SO - Soil	<b>Percent Solids:</b>	n/a <sup>a</sup>
<b>Method:</b>	SW846 8260B	<b>Project:</b> Romic Soil Investigation(Romic EPA) - 2081 Bay Road, East Palo Alto, CA	

### VOA 8260 List

CAS No.	Surrogate Recoveries	Run# 1	Run# 2	Limits
460-00-4	4-Bromofluorobenzene	111%		60-130%

- (a) All results reported on wet weight basis.
- (b) CCV outside of control limits (biased high); not detected in sample.

ND = Not detected      MDL - Method Detection Limit  
 RL = Reporting Limit  
 E = Indicates value exceeds calibration range

J = Indicates an estimated value  
 B = Indicates analyte found in associated method blank  
 N = Indicates presumptive evidence of a compound

## Report of Analysis

<b>Client Sample ID:</b>	G18-3.5	<b>Date Sampled:</b>	07/26/11
<b>Lab Sample ID:</b>	C17186-18	<b>Date Received:</b>	07/27/11
<b>Matrix:</b>	SO - Soil	<b>Percent Solids:</b>	n/a <sup>a</sup>
<b>Method:</b>	SW846 8260B	<b>Project:</b> Romic Soil Investigation(Romic EPA) - 2081 Bay Road, East Palo Alto, CA	

Run #	File ID	DF	Analyzed	By	Prep Date	Prep Batch	Analytical Batch
Run #1	L9612.D	1	08/06/11	TF	n/a	n/a	VL300
Run #2							

Run #	Initial Weight	Final Volume	Methanol Aliquot
Run #1	6.15 g	5.0 ml	20.0 ul
Run #2			

## VOA 8260 List

CAS No.	Compound	Result	RL	MDL	Units	Q
67-64-1	Acetone	ND	20000	4100	ug/kg	
71-43-2	Benzene	ND	1000	300	ug/kg	
108-86-1	Bromobenzene	ND	1000	300	ug/kg	
74-97-5	Bromochloromethane	ND	1000	300	ug/kg	
75-27-4	Bromodichloromethane	ND	1000	200	ug/kg	
75-25-2	Bromoform	ND	1000	200	ug/kg	
104-51-8	n-Butylbenzene	ND	1000	300	ug/kg	
135-98-8	sec-Butylbenzene	ND	1000	300	ug/kg	
98-06-6	tert-Butylbenzene	ND	1000	300	ug/kg	
108-90-7	Chlorobenzene	ND	1000	300	ug/kg	
75-00-3	Chloroethane	ND	1000	300	ug/kg	
67-66-3	Chloroform	ND	1000	300	ug/kg	
95-49-8	o-Chlorotoluene	ND	1000	300	ug/kg	
106-43-4	p-Chlorotoluene	ND	1000	300	ug/kg	
56-23-5	Carbon tetrachloride	ND	1000	200	ug/kg	
75-34-3	1,1-Dichloroethane	1810	1000	200	ug/kg	
75-35-4	1,1-Dichloroethylene	ND	1000	300	ug/kg	
563-58-6	1,1-Dichloropropene	ND	1000	300	ug/kg	
96-12-8	1,2-Dibromo-3-chloropropane	ND	1000	200	ug/kg	
106-93-4	1,2-Dibromoethane	ND	1000	200	ug/kg	
107-06-2	1,2-Dichloroethane	ND	1000	300	ug/kg	
78-87-5	1,2-Dichloropropane	ND	1000	300	ug/kg	
142-28-9	1,3-Dichloropropane	ND	1000	300	ug/kg	
108-20-3	Di-Isopropyl ether	ND	1000	300	ug/kg	
594-20-7	2,2-Dichloropropane	ND	1000	300	ug/kg	
124-48-1	Dibromochloromethane	ND	1000	200	ug/kg	
75-71-8	Dichlorodifluoromethane	ND	1000	200	ug/kg	
156-59-2	cis-1,2-Dichloroethylene	ND	1000	300	ug/kg	
10061-01-5	cis-1,3-Dichloropropene	ND	1000	300	ug/kg	
541-73-1	m-Dichlorobenzene	ND	1000	300	ug/kg	
95-50-1	o-Dichlorobenzene	ND	1000	300	ug/kg	
106-46-7	p-Dichlorobenzene	ND	1000	300	ug/kg	

ND = Not detected MDL - Method Detection Limit

RL = Reporting Limit

E = Indicates value exceeds calibration range

J = Indicates an estimated value

B = Indicates analyte found in associated method blank

N = Indicates presumptive evidence of a compound



## Report of Analysis

<b>Client Sample ID:</b>	G18-3.5	<b>Date Sampled:</b>	07/26/11
<b>Lab Sample ID:</b>	C17186-18	<b>Date Received:</b>	07/27/11
<b>Matrix:</b>	SO - Soil	<b>Percent Solids:</b>	n/a <sup>a</sup>
<b>Method:</b>	SW846 8260B		
<b>Project:</b>	Romic Soil Investigation(Romic EPA) - 2081 Bay Road,East Palo Alto,CA		

## VOA 8260 List

CAS No.	Compound	Result	RL	MDL	Units	Q
156-60-5	trans-1,2-Dichloroethylene	ND	1000	300	ug/kg	
10061-02-6	trans-1,3-Dichloropropene	ND	1000	300	ug/kg	
100-41-4	Ethylbenzene	1670	1000	300	ug/kg	
637-92-3	Ethyl tert-Butyl Ether	ND	1000	300	ug/kg	
591-78-6	2-Hexanone <sup>b</sup>	ND	8100	1000	ug/kg	
87-68-3	Hexachlorobutadiene	ND	1000	200	ug/kg	
98-82-8	Isopropylbenzene	ND	1000	300	ug/kg	
99-87-6	p-Isopropyltoluene	ND	1000	300	ug/kg	
108-10-1	4-Methyl-2-pentanone	ND	8100	3000	ug/kg	
74-83-9	Methyl bromide	ND	1000	510	ug/kg	
74-87-3	Methyl chloride	ND	1000	300	ug/kg	
74-95-3	Methylene bromide	ND	1000	510	ug/kg	
75-09-2	Methylene chloride	ND	5100	3300	ug/kg	
78-93-3	Methyl ethyl ketone	40800	8100	2400	ug/kg	
1634-04-4	Methyl Tert Butyl Ether	ND	1000	200	ug/kg	
91-20-3	Naphthalene	1080	1000	300	ug/kg	
103-65-1	n-Propylbenzene	ND	1000	300	ug/kg	
100-42-5	Styrene	ND	1000	200	ug/kg	
994-05-8	Tert-Amyl Methyl Ether	ND	1000	240	ug/kg	
75-65-0	Tert Butyl Alcohol	ND	8100	2000	ug/kg	
630-20-6	1,1,1,2-Tetrachloroethane	ND	1000	200	ug/kg	
71-55-6	1,1,1-Trichloroethane	448	1000	300	ug/kg	J
79-34-5	1,1,2,2-Tetrachloroethane	ND	1000	200	ug/kg	
79-00-5	1,1,2-Trichloroethane	ND	1000	200	ug/kg	
87-61-6	1,2,3-Trichlorobenzene	ND	1000	300	ug/kg	
96-18-4	1,2,3-Trichloropropane	ND	1000	300	ug/kg	
120-82-1	1,2,4-Trichlorobenzene	ND	1000	300	ug/kg	
95-63-6	1,2,4-Trimethylbenzene	2160	1000	300	ug/kg	
108-67-8	1,3,5-Trimethylbenzene	580	1000	300	ug/kg	J
127-18-4	Tetrachloroethylene	2790	1000	710	ug/kg	
108-88-3	Toluene	20300	1000	300	ug/kg	
79-01-6	Trichloroethylene	863	1000	200	ug/kg	J
75-69-4	Trichlorofluoromethane	ND	1000	240	ug/kg	
75-01-4	Vinyl chloride	ND	1000	510	ug/kg	
1330-20-7	Xylene (total)	9500	2000	810	ug/kg	

CAS No.	Surrogate Recoveries	Run# 1	Run# 2	Limits
1868-53-7	Dibromofluoromethane	99%		60-130%
2037-26-5	Toluene-D8	112%		60-130%

ND = Not detected MDL - Method Detection Limit

RL = Reporting Limit

E = Indicates value exceeds calibration range

J = Indicates an estimated value

B = Indicates analyte found in associated method blank

N = Indicates presumptive evidence of a compound

## Report of Analysis

<b>Client Sample ID:</b>	G18-3.5	<b>Date Sampled:</b>	07/26/11
<b>Lab Sample ID:</b>	C17186-18	<b>Date Received:</b>	07/27/11
<b>Matrix:</b>	SO - Soil	<b>Percent Solids:</b>	n/a <sup>a</sup>
<b>Method:</b>	SW846 8260B	<b>Project:</b> Romic Soil Investigation(Romic EPA) - 2081 Bay Road, East Palo Alto, CA	

### VOA 8260 List

CAS No.	Surrogate Recoveries	Run# 1	Run# 2	Limits
460-00-4	4-Bromofluorobenzene	107%		60-130%

(a) All results reported on wet weight basis.

(b) CCV outside of control limits (biased high); not detected in sample.

ND = Not detected      MDL - Method Detection Limit  
 RL = Reporting Limit  
 E = Indicates value exceeds calibration range

J = Indicates an estimated value  
 B = Indicates analyte found in associated method blank  
 N = Indicates presumptive evidence of a compound

## Report of Analysis

<b>Client Sample ID:</b>	G18-6.5	<b>Date Sampled:</b>	07/26/11
<b>Lab Sample ID:</b>	C17186-19	<b>Date Received:</b>	07/27/11
<b>Matrix:</b>	SO - Soil	<b>Percent Solids:</b>	n/a <sup>a</sup>
<b>Method:</b>	SW846 8260B	<b>Project:</b> Romic Soil Investigation(Romic EPA) - 2081 Bay Road, East Palo Alto, CA	

Run #	File ID	DF	Analyzed	By	Prep Date	Prep Batch	Analytical Batch
Run #1	L9613.D	1	08/06/11	TF	n/a	n/a	VL300
Run #2							

Run #	Initial Weight	Final Volume	Methanol Aliquot
Run #1	6.84 g	5.0 ml	100 ul
Run #2			

## VOA 8260 List

CAS No.	Compound	Result	RL	MDL	Units	Q
67-64-1	Acetone	ND	3700	730	ug/kg	
71-43-2	Benzene	ND	180	55	ug/kg	
108-86-1	Bromobenzene	ND	180	55	ug/kg	
74-97-5	Bromochloromethane	ND	180	55	ug/kg	
75-27-4	Bromodichloromethane	ND	180	37	ug/kg	
75-25-2	Bromoform	ND	180	37	ug/kg	
104-51-8	n-Butylbenzene	ND	180	55	ug/kg	
135-98-8	sec-Butylbenzene	ND	180	55	ug/kg	
98-06-6	tert-Butylbenzene	ND	180	55	ug/kg	
108-90-7	Chlorobenzene	ND	180	55	ug/kg	
75-00-3	Chloroethane	ND	180	55	ug/kg	
67-66-3	Chloroform	ND	180	55	ug/kg	
95-49-8	o-Chlorotoluene	ND	180	55	ug/kg	
106-43-4	p-Chlorotoluene	ND	180	55	ug/kg	
56-23-5	Carbon tetrachloride	ND	180	37	ug/kg	
75-34-3	1,1-Dichloroethane	ND	180	37	ug/kg	
75-35-4	1,1-Dichloroethylene	ND	180	55	ug/kg	
563-58-6	1,1-Dichloropropene	ND	180	55	ug/kg	
96-12-8	1,2-Dibromo-3-chloropropane	ND	180	37	ug/kg	
106-93-4	1,2-Dibromoethane	ND	180	37	ug/kg	
107-06-2	1,2-Dichloroethane	ND	180	55	ug/kg	
78-87-5	1,2-Dichloropropane	ND	180	55	ug/kg	
142-28-9	1,3-Dichloropropane	ND	180	55	ug/kg	
108-20-3	Di-Isopropyl ether	ND	180	55	ug/kg	
594-20-7	2,2-Dichloropropane	ND	180	55	ug/kg	
124-48-1	Dibromochloromethane	ND	180	37	ug/kg	
75-71-8	Dichlorodifluoromethane	ND	180	37	ug/kg	
156-59-2	cis-1,2-Dichloroethylene	ND	180	55	ug/kg	
10061-01-5	cis-1,3-Dichloropropene	ND	180	55	ug/kg	
541-73-1	m-Dichlorobenzene	ND	180	55	ug/kg	
95-50-1	o-Dichlorobenzene	ND	180	55	ug/kg	
106-46-7	p-Dichlorobenzene	ND	180	55	ug/kg	

ND = Not detected MDL - Method Detection Limit

RL = Reporting Limit

E = Indicates value exceeds calibration range

J = Indicates an estimated value

B = Indicates analyte found in associated method blank

N = Indicates presumptive evidence of a compound

## Report of Analysis

<b>Client Sample ID:</b>	G18-6.5	<b>Date Sampled:</b>	07/26/11
<b>Lab Sample ID:</b>	C17186-19	<b>Date Received:</b>	07/27/11
<b>Matrix:</b>	SO - Soil	<b>Percent Solids:</b>	n/a <sup>a</sup>
<b>Method:</b>	SW846 8260B	<b>Project:</b> Romic Soil Investigation(Romic EPA) - 2081 Bay Road,East Palo Alto,CA	

## VOA 8260 List

CAS No.	Compound	Result	RL	MDL	Units	Q
156-60-5	trans-1,2-Dichloroethylene	ND	180	55	ug/kg	
10061-02-6	trans-1,3-Dichloropropene	ND	180	55	ug/kg	
100-41-4	Ethylbenzene	549	180	55	ug/kg	
637-92-3	Ethyl tert-Butyl Ether	ND	180	55	ug/kg	
591-78-6	2-Hexanone <sup>b</sup>	ND	1500	180	ug/kg	
87-68-3	Hexachlorobutadiene	ND	180	37	ug/kg	
98-82-8	Isopropylbenzene	ND	180	55	ug/kg	
99-87-6	p-Isopropyltoluene	ND	180	55	ug/kg	
108-10-1	4-Methyl-2-pentanone	ND	1500	550	ug/kg	
74-83-9	Methyl bromide	ND	180	91	ug/kg	
74-87-3	Methyl chloride	ND	180	55	ug/kg	
74-95-3	Methylene bromide	ND	180	91	ug/kg	
75-09-2	Methylene chloride	ND	910	580	ug/kg	
78-93-3	Methyl ethyl ketone	469	1500	440	ug/kg	J
1634-04-4	Methyl Tert Butyl Ether	ND	180	37	ug/kg	
91-20-3	Naphthalene	333	180	55	ug/kg	
103-65-1	n-Propylbenzene	73.7	180	55	ug/kg	J
100-42-5	Styrene	ND	180	37	ug/kg	
994-05-8	Tert-Amyl Methyl Ether	ND	180	44	ug/kg	
75-65-0	Tert Butyl Alcohol	ND	1500	370	ug/kg	
630-20-6	1,1,1,2-Tetrachloroethane	ND	180	37	ug/kg	
71-55-6	1,1,1-Trichloroethane	ND	180	55	ug/kg	
79-34-5	1,1,2,2-Tetrachloroethane	ND	180	37	ug/kg	
79-00-5	1,1,2-Trichloroethane	ND	180	37	ug/kg	
87-61-6	1,2,3-Trichlorobenzene	ND	180	55	ug/kg	
96-18-4	1,2,3-Trichloropropane	ND	180	55	ug/kg	
120-82-1	1,2,4-Trichlorobenzene	ND	180	55	ug/kg	
95-63-6	1,2,4-Trimethylbenzene	405	180	55	ug/kg	
108-67-8	1,3,5-Trimethylbenzene	119	180	55	ug/kg	J
127-18-4	Tetrachloroethylene	ND	180	130	ug/kg	
108-88-3	Toluene	457	180	55	ug/kg	
79-01-6	Trichloroethylene	ND	180	37	ug/kg	
75-69-4	Trichlorofluoromethane	ND	180	44	ug/kg	
75-01-4	Vinyl chloride	ND	180	91	ug/kg	
1330-20-7	Xylene (total)	1830	370	150	ug/kg	

CAS No.	Surrogate Recoveries	Run# 1	Run# 2	Limits
1868-53-7	Dibromofluoromethane	99%		60-130%
2037-26-5	Toluene-D8	111%		60-130%

ND = Not detected MDL - Method Detection Limit

RL = Reporting Limit

E = Indicates value exceeds calibration range

J = Indicates an estimated value

B = Indicates analyte found in associated method blank

N = Indicates presumptive evidence of a compound

## Report of Analysis

<b>Client Sample ID:</b>	G18-6.5	<b>Date Sampled:</b>	07/26/11
<b>Lab Sample ID:</b>	C17186-19	<b>Date Received:</b>	07/27/11
<b>Matrix:</b>	SO - Soil	<b>Percent Solids:</b>	n/a <sup>a</sup>
<b>Method:</b>	SW846 8260B	<b>Project:</b> Romic Soil Investigation(Romic EPA) - 2081 Bay Road, East Palo Alto, CA	

### VOA 8260 List

CAS No.	Surrogate Recoveries	Run# 1	Run# 2	Limits
460-00-4	4-Bromofluorobenzene	110%		60-130%

- (a) All results reported on wet weight basis.
- (b) CCV outside of control limits (biased high); not detected in sample.

ND = Not detected      MDL - Method Detection Limit  
 RL = Reporting Limit  
 E = Indicates value exceeds calibration range

J = Indicates an estimated value  
 B = Indicates analyte found in associated method blank  
 N = Indicates presumptive evidence of a compound

## Report of Analysis

<b>Client Sample ID:</b>	G17-1.0	<b>Date Sampled:</b>	07/26/11
<b>Lab Sample ID:</b>	C17186-20	<b>Date Received:</b>	07/27/11
<b>Matrix:</b>	SO - Soil	<b>Percent Solids:</b>	n/a <sup>a</sup>
<b>Method:</b>	SW846 8260B	<b>Project:</b> Romic Soil Investigation(Romic EPA) - 2081 Bay Road, East Palo Alto, CA	

Run #	File ID	DF	Analyzed	By	Prep Date	Prep Batch	Analytical Batch
Run #1	L9602.D	1	08/06/11	TF	n/a	n/a	VL300
Run #2							

Run #	Initial Weight
Run #1	6.96 g
Run #2	

## VOA 8260 List

CAS No.	Compound	Result	RL	MDL	Units	Q
67-64-1	Acetone	56.1	72	14	ug/kg	J
71-43-2	Benzene	ND	3.6	1.1	ug/kg	
108-86-1	Bromobenzene	ND	3.6	1.1	ug/kg	
74-97-5	Bromochloromethane	ND	3.6	1.1	ug/kg	
75-27-4	Bromodichloromethane	ND	3.6	0.72	ug/kg	
75-25-2	Bromoform	ND	3.6	0.72	ug/kg	
104-51-8	n-Butylbenzene	ND	3.6	1.1	ug/kg	
135-98-8	sec-Butylbenzene	ND	3.6	1.1	ug/kg	
98-06-6	tert-Butylbenzene	ND	3.6	1.1	ug/kg	
108-90-7	Chlorobenzene	ND	3.6	1.1	ug/kg	
75-00-3	Chloroethane	ND	3.6	1.1	ug/kg	
67-66-3	Chloroform	ND	3.6	1.1	ug/kg	
95-49-8	o-Chlorotoluene	ND	3.6	1.1	ug/kg	
106-43-4	p-Chlorotoluene	ND	3.6	1.1	ug/kg	
56-23-5	Carbon tetrachloride	ND	3.6	0.72	ug/kg	
75-34-3	1,1-Dichloroethane	ND	3.6	0.72	ug/kg	
75-35-4	1,1-Dichloroethylene	ND	3.6	1.1	ug/kg	
563-58-6	1,1-Dichloropropene	ND	3.6	1.1	ug/kg	
96-12-8	1,2-Dibromo-3-chloropropane	ND	3.6	0.72	ug/kg	
106-93-4	1,2-Dibromoethane	ND	3.6	0.72	ug/kg	
107-06-2	1,2-Dichloroethane	ND	3.6	1.1	ug/kg	
78-87-5	1,2-Dichloropropane	ND	3.6	1.1	ug/kg	
142-28-9	1,3-Dichloropropane	ND	3.6	1.1	ug/kg	
108-20-3	Di-Isopropyl ether	ND	3.6	1.1	ug/kg	
594-20-7	2,2-Dichloropropane	ND	3.6	1.1	ug/kg	
124-48-1	Dibromochloromethane	ND	3.6	0.72	ug/kg	
75-71-8	Dichlorodifluoromethane	ND	3.6	0.72	ug/kg	
156-59-2	cis-1,2-Dichloroethylene	ND	3.6	1.1	ug/kg	
10061-01-5	cis-1,3-Dichloropropene	ND	3.6	1.1	ug/kg	
541-73-1	m-Dichlorobenzene	ND	3.6	1.1	ug/kg	
95-50-1	o-Dichlorobenzene	ND	3.6	1.1	ug/kg	
106-46-7	p-Dichlorobenzene	ND	3.6	1.1	ug/kg	

ND = Not detected MDL - Method Detection Limit

RL = Reporting Limit

E = Indicates value exceeds calibration range

J = Indicates an estimated value

B = Indicates analyte found in associated method blank

N = Indicates presumptive evidence of a compound

# Report of Analysis

<b>Client Sample ID:</b>	G17-1.0	<b>Date Sampled:</b>	07/26/11
<b>Lab Sample ID:</b>	C17186-20	<b>Date Received:</b>	07/27/11
<b>Matrix:</b>	SO - Soil	<b>Percent Solids:</b>	n/a <sup>a</sup>
<b>Method:</b>	SW846 8260B	<b>Project:</b> Romic Soil Investigation(Romic EPA) - 2081 Bay Road,East Palo Alto,CA	

**VOA 8260 List**

CAS No.	Compound	Result	RL	MDL	Units	Q
156-60-5	trans-1,2-Dichloroethylene	ND	3.6	1.1	ug/kg	
10061-02-6	trans-1,3-Dichloropropene	ND	3.6	1.1	ug/kg	
100-41-4	Ethylbenzene	ND	3.6	1.1	ug/kg	
637-92-3	Ethyl tert-Butyl Ether	ND	3.6	1.1	ug/kg	
591-78-6	2-Hexanone <sup>b</sup>	ND	29	3.6	ug/kg	
87-68-3	Hexachlorobutadiene	ND	3.6	0.72	ug/kg	
98-82-8	Isopropylbenzene	ND	3.6	1.1	ug/kg	
99-87-6	p-Isopropyltoluene	ND	3.6	1.1	ug/kg	
108-10-1	4-Methyl-2-pentanone	ND	29	11	ug/kg	
74-83-9	Methyl bromide	ND	3.6	1.8	ug/kg	
74-87-3	Methyl chloride	ND	3.6	1.1	ug/kg	
74-95-3	Methylene bromide	ND	3.6	1.8	ug/kg	
75-09-2	Methylene chloride	ND	18	11	ug/kg	
78-93-3	Methyl ethyl ketone	39.9	29	8.6	ug/kg	
1634-04-4	Methyl Tert Butyl Ether	ND	3.6	0.72	ug/kg	
91-20-3	Naphthalene	ND	3.6	1.1	ug/kg	
103-65-1	n-Propylbenzene	ND	3.6	1.1	ug/kg	
100-42-5	Styrene	ND	3.6	0.72	ug/kg	
994-05-8	Tert-Amyl Methyl Ether	ND	3.6	0.86	ug/kg	
75-65-0	Tert Butyl Alcohol	80.5	29	7.2	ug/kg	
630-20-6	1,1,1,2-Tetrachloroethane	ND	3.6	0.72	ug/kg	
71-55-6	1,1,1-Trichloroethane	ND	3.6	1.1	ug/kg	
79-34-5	1,1,2,2-Tetrachloroethane	ND	3.6	0.72	ug/kg	
79-00-5	1,1,2-Trichloroethane	ND	3.6	0.72	ug/kg	
87-61-6	1,2,3-Trichlorobenzene	ND	3.6	1.1	ug/kg	
96-18-4	1,2,3-Trichloropropane	ND	3.6	1.1	ug/kg	
120-82-1	1,2,4-Trichlorobenzene	ND	3.6	1.1	ug/kg	
95-63-6	1,2,4-Trimethylbenzene	ND	3.6	1.1	ug/kg	
108-67-8	1,3,5-Trimethylbenzene	ND	3.6	1.1	ug/kg	
127-18-4	Tetrachloroethylene	ND	3.6	2.5	ug/kg	
108-88-3	Toluene	1.3	3.6	1.1	ug/kg	J
79-01-6	Trichloroethylene	ND	3.6	0.72	ug/kg	
75-69-4	Trichlorofluoromethane	ND	3.6	0.86	ug/kg	
75-01-4	Vinyl chloride	ND	3.6	1.8	ug/kg	
1330-20-7	Xylene (total)	ND	7.2	2.9	ug/kg	

CAS No.	Surrogate Recoveries	Run# 1	Run# 2	Limits
1868-53-7	Dibromofluoromethane	104%		60-130%
2037-26-5	Toluene-D8	113%		60-130%

ND = Not detected      MDL - Method Detection Limit  
 RL = Reporting Limit  
 E = Indicates value exceeds calibration range

J = Indicates an estimated value  
 B = Indicates analyte found in associated method blank  
 N = Indicates presumptive evidence of a compound

## Report of Analysis

<b>Client Sample ID:</b>	G17-1.0		
<b>Lab Sample ID:</b>	C17186-20	<b>Date Sampled:</b>	07/26/11
<b>Matrix:</b>	SO - Soil	<b>Date Received:</b>	07/27/11
<b>Method:</b>	SW846 8260B	<b>Percent Solids:</b>	n/a <sup>a</sup>
<b>Project:</b>	Romic Soil Investigation(Romic EPA) - 2081 Bay Road, East Palo Alto, CA		

### VOA 8260 List

CAS No.	Surrogate Recoveries	Run# 1	Run# 2	Limits
460-00-4	4-Bromofluorobenzene	106%		60-130%

- (a) All results reported on wet weight basis.
- (b) CCV outside of control limits (biased high); not detected in sample.

ND = Not detected      MDL - Method Detection Limit  
 RL = Reporting Limit  
 E = Indicates value exceeds calibration range

J = Indicates an estimated value  
 B = Indicates analyte found in associated method blank  
 N = Indicates presumptive evidence of a compound



## Report of Analysis

<b>Client Sample ID:</b>	G17A-1.0	<b>Date Sampled:</b>	07/26/11
<b>Lab Sample ID:</b>	C17186-21	<b>Date Received:</b>	07/27/11
<b>Matrix:</b>	SO - Soil	<b>Percent Solids:</b>	n/a <sup>a</sup>
<b>Method:</b>	SW846 8260B	<b>Project:</b> Romic Soil Investigation(Romic EPA) - 2081 Bay Road, East Palo Alto, CA	

Run #	File ID	DF	Analyzed	By	Prep Date	Prep Batch	Analytical Batch
Run #1	L9603.D	1	08/06/11	TF	n/a	n/a	VL300
Run #2							

Run #	Initial Weight
Run #1	5.98 g
Run #2	

## VOA 8260 List

CAS No.	Compound	Result	RL	MDL	Units	Q
67-64-1	Acetone	55.0	84	17	ug/kg	J
71-43-2	Benzene	1.4	4.2	1.3	ug/kg	J
108-86-1	Bromobenzene	ND	4.2	1.3	ug/kg	
74-97-5	Bromochloromethane	ND	4.2	1.3	ug/kg	
75-27-4	Bromodichloromethane	ND	4.2	0.84	ug/kg	
75-25-2	Bromoform	ND	4.2	0.84	ug/kg	
104-51-8	n-Butylbenzene	ND	4.2	1.3	ug/kg	
135-98-8	sec-Butylbenzene	ND	4.2	1.3	ug/kg	
98-06-6	tert-Butylbenzene	ND	4.2	1.3	ug/kg	
108-90-7	Chlorobenzene	ND	4.2	1.3	ug/kg	
75-00-3	Chloroethane	ND	4.2	1.3	ug/kg	
67-66-3	Chloroform	ND	4.2	1.3	ug/kg	
95-49-8	o-Chlorotoluene	ND	4.2	1.3	ug/kg	
106-43-4	p-Chlorotoluene	ND	4.2	1.3	ug/kg	
56-23-5	Carbon tetrachloride	ND	4.2	0.84	ug/kg	
75-34-3	1,1-Dichloroethane	ND	4.2	0.84	ug/kg	
75-35-4	1,1-Dichloroethylene	ND	4.2	1.3	ug/kg	
563-58-6	1,1-Dichloropropene	ND	4.2	1.3	ug/kg	
96-12-8	1,2-Dibromo-3-chloropropane	ND	4.2	0.84	ug/kg	
106-93-4	1,2-Dibromoethane	ND	4.2	0.84	ug/kg	
107-06-2	1,2-Dichloroethane	ND	4.2	1.3	ug/kg	
78-87-5	1,2-Dichloropropane	ND	4.2	1.3	ug/kg	
142-28-9	1,3-Dichloropropane	ND	4.2	1.3	ug/kg	
108-20-3	Di-Isopropyl ether	ND	4.2	1.3	ug/kg	
594-20-7	2,2-Dichloropropane	ND	4.2	1.3	ug/kg	
124-48-1	Dibromochloromethane	ND	4.2	0.84	ug/kg	
75-71-8	Dichlorodifluoromethane	ND	4.2	0.84	ug/kg	
156-59-2	cis-1,2-Dichloroethylene	ND	4.2	1.3	ug/kg	
10061-01-5	cis-1,3-Dichloropropene	ND	4.2	1.3	ug/kg	
541-73-1	m-Dichlorobenzene	ND	4.2	1.3	ug/kg	
95-50-1	o-Dichlorobenzene	ND	4.2	1.3	ug/kg	
106-46-7	p-Dichlorobenzene	ND	4.2	1.3	ug/kg	

ND = Not detected MDL - Method Detection Limit

RL = Reporting Limit

E = Indicates value exceeds calibration range

J = Indicates an estimated value

B = Indicates analyte found in associated method blank

N = Indicates presumptive evidence of a compound

### Report of Analysis

<b>Client Sample ID:</b>	G17A-1.0	<b>Date Sampled:</b>	07/26/11
<b>Lab Sample ID:</b>	C17186-21	<b>Date Received:</b>	07/27/11
<b>Matrix:</b>	SO - Soil	<b>Percent Solids:</b>	n/a <sup>a</sup>
<b>Method:</b>	SW846 8260B	<b>Project:</b> Romic Soil Investigation(Romic EPA) - 2081 Bay Road,East Palo Alto,CA	

**VOA 8260 List**

CAS No.	Compound	Result	RL	MDL	Units	Q
156-60-5	trans-1,2-Dichloroethylene	ND	4.2	1.3	ug/kg	
10061-02-6	trans-1,3-Dichloropropene	ND	4.2	1.3	ug/kg	
100-41-4	Ethylbenzene	ND	4.2	1.3	ug/kg	
637-92-3	Ethyl tert-Butyl Ether	ND	4.2	1.3	ug/kg	
591-78-6	2-Hexanone <sup>b</sup>	ND	33	4.2	ug/kg	
87-68-3	Hexachlorobutadiene	ND	4.2	0.84	ug/kg	
98-82-8	Isopropylbenzene	ND	4.2	1.3	ug/kg	
99-87-6	p-Isopropyltoluene	ND	4.2	1.3	ug/kg	
108-10-1	4-Methyl-2-pentanone	ND	33	13	ug/kg	
74-83-9	Methyl bromide	ND	4.2	2.1	ug/kg	
74-87-3	Methyl chloride	ND	4.2	1.3	ug/kg	
74-95-3	Methylene bromide	ND	4.2	2.1	ug/kg	
75-09-2	Methylene chloride	ND	21	13	ug/kg	
78-93-3	Methyl ethyl ketone	19.9	33	10	ug/kg	J
1634-04-4	Methyl Tert Butyl Ether	ND	4.2	0.84	ug/kg	
91-20-3	Naphthalene	ND	4.2	1.3	ug/kg	
103-65-1	n-Propylbenzene	ND	4.2	1.3	ug/kg	
100-42-5	Styrene	ND	4.2	0.84	ug/kg	
994-05-8	Tert-Amyl Methyl Ether	ND	4.2	1.0	ug/kg	
75-65-0	Tert Butyl Alcohol	114	33	8.4	ug/kg	
630-20-6	1,1,1,2-Tetrachloroethane	ND	4.2	0.84	ug/kg	
71-55-6	1,1,1-Trichloroethane	ND	4.2	1.3	ug/kg	
79-34-5	1,1,2,2-Tetrachloroethane	ND	4.2	0.84	ug/kg	
79-00-5	1,1,2-Trichloroethane	ND	4.2	0.84	ug/kg	
87-61-6	1,2,3-Trichlorobenzene	ND	4.2	1.3	ug/kg	
96-18-4	1,2,3-Trichloropropane	ND	4.2	1.3	ug/kg	
120-82-1	1,2,4-Trichlorobenzene	ND	4.2	1.3	ug/kg	
95-63-6	1,2,4-Trimethylbenzene	ND	4.2	1.3	ug/kg	
108-67-8	1,3,5-Trimethylbenzene	ND	4.2	1.3	ug/kg	
127-18-4	Tetrachloroethylene	ND	4.2	2.9	ug/kg	
108-88-3	Toluene	ND	4.2	1.3	ug/kg	
79-01-6	Trichloroethylene	ND	4.2	0.84	ug/kg	
75-69-4	Trichlorofluoromethane	ND	4.2	1.0	ug/kg	
75-01-4	Vinyl chloride	ND	4.2	2.1	ug/kg	
1330-20-7	Xylene (total)	3.4	8.4	3.3	ug/kg	J

CAS No.	Surrogate Recoveries	Run# 1	Run# 2	Limits
1868-53-7	Dibromofluoromethane	105%		60-130%
2037-26-5	Toluene-D8	114%		60-130%

ND = Not detected      MDL - Method Detection Limit      J = Indicates an estimated value  
 RL = Reporting Limit      B = Indicates analyte found in associated method blank  
 E = Indicates value exceeds calibration range      N = Indicates presumptive evidence of a compound

## Report of Analysis

<b>Client Sample ID:</b>	G17A-1.0	<b>Date Sampled:</b>	07/26/11
<b>Lab Sample ID:</b>	C17186-21	<b>Date Received:</b>	07/27/11
<b>Matrix:</b>	SO - Soil	<b>Percent Solids:</b>	n/a <sup>a</sup>
<b>Method:</b>	SW846 8260B	<b>Project:</b> Romic Soil Investigation(Romic EPA) - 2081 Bay Road, East Palo Alto, CA	

**VOA 8260 List**

CAS No.	Surrogate Recoveries	Run# 1	Run# 2	Limits
460-00-4	4-Bromofluorobenzene	105%		60-130%

- (a) All results reported on wet weight basis.
- (b) CCV outside of control limits (biased high); not detected in sample.

ND = Not detected      MDL - Method Detection Limit  
 RL = Reporting Limit  
 E = Indicates value exceeds calibration range

J = Indicates an estimated value  
 B = Indicates analyte found in associated method blank  
 N = Indicates presumptive evidence of a compound

## Report of Analysis

<b>Client Sample ID:</b>	G17-2.5	<b>Date Sampled:</b>	07/26/11
<b>Lab Sample ID:</b>	C17186-22	<b>Date Received:</b>	07/27/11
<b>Matrix:</b>	SO - Soil	<b>Percent Solids:</b>	n/a <sup>a</sup>
<b>Method:</b>	SW846 8260B	<b>Project:</b> Romic Soil Investigation(Romic EPA) - 2081 Bay Road, East Palo Alto, CA	

Run #	File ID	DF	Analyzed	By	Prep Date	Prep Batch	Analytical Batch
Run #1	M26336.D	1	08/06/11	TN	n/a	n/a	VM837
Run #2							

Run #	Initial Weight
Run #1	5.74 g
Run #2	

## VOA 8260 List

CAS No.	Compound	Result	RL	MDL	Units	Q
67-64-1	Acetone	41.4	87	17	ug/kg	J
71-43-2	Benzene	ND	4.4	1.3	ug/kg	
108-86-1	Bromobenzene	ND	4.4	1.3	ug/kg	
74-97-5	Bromochloromethane	ND	4.4	1.3	ug/kg	
75-27-4	Bromodichloromethane	ND	4.4	0.87	ug/kg	
75-25-2	Bromoform	ND	4.4	0.87	ug/kg	
104-51-8	n-Butylbenzene	ND	4.4	1.3	ug/kg	
135-98-8	sec-Butylbenzene	ND	4.4	1.3	ug/kg	
98-06-6	tert-Butylbenzene	ND	4.4	1.3	ug/kg	
108-90-7	Chlorobenzene	ND	4.4	1.3	ug/kg	
75-00-3	Chloroethane	ND	4.4	1.3	ug/kg	
67-66-3	Chloroform	ND	4.4	1.3	ug/kg	
95-49-8	o-Chlorotoluene	ND	4.4	1.3	ug/kg	
106-43-4	p-Chlorotoluene	ND	4.4	1.3	ug/kg	
56-23-5	Carbon tetrachloride	ND	4.4	0.87	ug/kg	
75-34-3	1,1-Dichloroethane	ND	4.4	0.87	ug/kg	
75-35-4	1,1-Dichloroethylene	ND	4.4	1.3	ug/kg	
563-58-6	1,1-Dichloropropene	ND	4.4	1.3	ug/kg	
96-12-8	1,2-Dibromo-3-chloropropane	ND	4.4	0.87	ug/kg	
106-93-4	1,2-Dibromoethane	ND	4.4	0.87	ug/kg	
107-06-2	1,2-Dichloroethane	ND	4.4	1.3	ug/kg	
78-87-5	1,2-Dichloropropane	ND	4.4	1.3	ug/kg	
142-28-9	1,3-Dichloropropane	ND	4.4	1.3	ug/kg	
108-20-3	Di-Isopropyl ether	ND	4.4	1.3	ug/kg	
594-20-7	2,2-Dichloropropane	ND	4.4	1.3	ug/kg	
124-48-1	Dibromochloromethane	ND	4.4	0.87	ug/kg	
75-71-8	Dichlorodifluoromethane	ND	4.4	0.87	ug/kg	
156-59-2	cis-1,2-Dichloroethylene	ND	4.4	1.3	ug/kg	
10061-01-5	cis-1,3-Dichloropropene	ND	4.4	1.3	ug/kg	
541-73-1	m-Dichlorobenzene	ND	4.4	1.3	ug/kg	
95-50-1	o-Dichlorobenzene	ND	4.4	1.3	ug/kg	
106-46-7	p-Dichlorobenzene	ND	4.4	1.3	ug/kg	

ND = Not detected MDL - Method Detection Limit

RL = Reporting Limit

E = Indicates value exceeds calibration range

J = Indicates an estimated value

B = Indicates analyte found in associated method blank

N = Indicates presumptive evidence of a compound

## Report of Analysis

<b>Client Sample ID:</b>	G17-2.5	<b>Date Sampled:</b>	07/26/11
<b>Lab Sample ID:</b>	C17186-22	<b>Date Received:</b>	07/27/11
<b>Matrix:</b>	SO - Soil	<b>Percent Solids:</b>	n/a <sup>a</sup>
<b>Method:</b>	SW846 8260B		
<b>Project:</b>	Romic Soil Investigation(Romic EPA) - 2081 Bay Road,East Palo Alto,CA		

## VOA 8260 List

CAS No.	Compound	Result	RL	MDL	Units	Q
156-60-5	trans-1,2-Dichloroethylene	ND	4.4	1.3	ug/kg	
10061-02-6	trans-1,3-Dichloropropene	ND	4.4	1.3	ug/kg	
100-41-4	Ethylbenzene	3.1	4.4	1.3	ug/kg	J
637-92-3	Ethyl tert-Butyl Ether	ND	4.4	1.3	ug/kg	
591-78-6	2-Hexanone	ND	35	4.4	ug/kg	
87-68-3	Hexachlorobutadiene	ND	4.4	0.87	ug/kg	
98-82-8	Isopropylbenzene	ND	4.4	1.3	ug/kg	
99-87-6	p-Isopropyltoluene	ND	4.4	1.3	ug/kg	
108-10-1	4-Methyl-2-pentanone	ND	35	13	ug/kg	
74-83-9	Methyl bromide	ND	4.4	2.2	ug/kg	
74-87-3	Methyl chloride	ND	4.4	1.3	ug/kg	
74-95-3	Methylene bromide	ND	4.4	2.2	ug/kg	
75-09-2	Methylene chloride	ND	22	14	ug/kg	
78-93-3	Methyl ethyl ketone	101	35	10	ug/kg	
1634-04-4	Methyl Tert Butyl Ether	ND	4.4	0.87	ug/kg	
91-20-3	Naphthalene	ND	4.4	1.3	ug/kg	
103-65-1	n-Propylbenzene	ND	4.4	1.3	ug/kg	
100-42-5	Styrene	ND	4.4	0.87	ug/kg	
994-05-8	Tert-Amyl Methyl Ether	ND	4.4	1.0	ug/kg	
75-65-0	Tert Butyl Alcohol	187	35	8.7	ug/kg	
630-20-6	1,1,1,2-Tetrachloroethane	ND	4.4	0.87	ug/kg	
71-55-6	1,1,1-Trichloroethane	ND	4.4	1.3	ug/kg	
79-34-5	1,1,2,2-Tetrachloroethane	ND	4.4	0.87	ug/kg	
79-00-5	1,1,2-Trichloroethane	ND	4.4	0.87	ug/kg	
87-61-6	1,2,3-Trichlorobenzene	ND	4.4	1.3	ug/kg	
96-18-4	1,2,3-Trichloropropane	ND	4.4	1.3	ug/kg	
120-82-1	1,2,4-Trichlorobenzene	ND	4.4	1.3	ug/kg	
95-63-6	1,2,4-Trimethylbenzene	2.3	4.4	1.3	ug/kg	J
108-67-8	1,3,5-Trimethylbenzene	ND	4.4	1.3	ug/kg	
127-18-4	Tetrachloroethylene	ND	4.4	3.0	ug/kg	
108-88-3	Toluene	4.8	4.4	1.3	ug/kg	
79-01-6	Trichloroethylene	1.5	4.4	0.87	ug/kg	J
75-69-4	Trichlorofluoromethane	ND	4.4	1.0	ug/kg	
75-01-4	Vinyl chloride	ND	4.4	2.2	ug/kg	
1330-20-7	Xylene (total)	11.6	8.7	3.5	ug/kg	

CAS No.	Surrogate Recoveries	Run# 1	Run# 2	Limits
1868-53-7	Dibromofluoromethane	95%		60-130%
2037-26-5	Toluene-D8	102%		60-130%

ND = Not detected MDL - Method Detection Limit

RL = Reporting Limit

E = Indicates value exceeds calibration range

J = Indicates an estimated value

B = Indicates analyte found in associated method blank

N = Indicates presumptive evidence of a compound

## Report of Analysis

<b>Client Sample ID:</b>	G17-2.5	
<b>Lab Sample ID:</b>	C17186-22	<b>Date Sampled:</b> 07/26/11
<b>Matrix:</b>	SO - Soil	<b>Date Received:</b> 07/27/11
<b>Method:</b>	SW846 8260B	<b>Percent Solids:</b> n/a <sup>a</sup>
<b>Project:</b>	Romic Soil Investigation(Romic EPA) - 2081 Bay Road, East Palo Alto, CA	

### VOA 8260 List

CAS No.	Surrogate Recoveries	Run# 1	Run# 2	Limits
460-00-4	4-Bromofluorobenzene	98%		60-130%

(a) All results reported on wet weight basis.

ND = Not detected      MDL - Method Detection Limit  
 RL = Reporting Limit  
 E = Indicates value exceeds calibration range

J = Indicates an estimated value  
 B = Indicates analyte found in associated method blank  
 N = Indicates presumptive evidence of a compound

## Report of Analysis

<b>Client Sample ID:</b>	G17-6.5	<b>Date Sampled:</b>	07/26/11
<b>Lab Sample ID:</b>	C17186-23	<b>Date Received:</b>	07/27/11
<b>Matrix:</b>	SO - Soil	<b>Percent Solids:</b>	n/a <sup>a</sup>
<b>Method:</b>	SW846 8260B	<b>Project:</b> Romic Soil Investigation(Romic EPA) - 2081 Bay Road, East Palo Alto, CA	

Run #1	File ID	DF	Analyzed	By	Prep Date	Prep Batch	Analytical Batch
Run #1	M26340.D	1	08/06/11	TN	n/a	n/a	VM837
Run #2							

Run #1	Initial Weight	Final Volume	Methanol Aliquot
Run #1	5.77 g	5.0 ml	5.0 ul
Run #2			

## VOA 8260 List

CAS No.	Compound	Result	RL	MDL	Units	Q
67-64-1	Acetone	18200	87000	17000	ug/kg	J
71-43-2	Benzene	2240	4300	1300	ug/kg	J
108-86-1	Bromobenzene	ND	4300	1300	ug/kg	
74-97-5	Bromochloromethane	ND	4300	1300	ug/kg	
75-27-4	Bromodichloromethane	ND	4300	870	ug/kg	
75-25-2	Bromoform	ND	4300	870	ug/kg	
104-51-8	n-Butylbenzene	1960	4300	1300	ug/kg	J
135-98-8	sec-Butylbenzene	ND	4300	1300	ug/kg	
98-06-6	tert-Butylbenzene	ND	4300	1300	ug/kg	
108-90-7	Chlorobenzene	ND	4300	1300	ug/kg	
75-00-3	Chloroethane	ND	4300	1300	ug/kg	
67-66-3	Chloroform	ND	4300	1300	ug/kg	
95-49-8	o-Chlorotoluene	ND	4300	1300	ug/kg	
106-43-4	p-Chlorotoluene	ND	4300	1300	ug/kg	
56-23-5	Carbon tetrachloride	ND	4300	870	ug/kg	
75-34-3	1,1-Dichloroethane	ND	4300	870	ug/kg	
75-35-4	1,1-Dichloroethylene	ND	4300	1300	ug/kg	
563-58-6	1,1-Dichloropropene	ND	4300	1300	ug/kg	
96-12-8	1,2-Dibromo-3-chloropropane	ND	4300	870	ug/kg	
106-93-4	1,2-Dibromoethane	ND	4300	870	ug/kg	
107-06-2	1,2-Dichloroethane	ND	4300	1300	ug/kg	
78-87-5	1,2-Dichloropropane	ND	4300	1300	ug/kg	
142-28-9	1,3-Dichloropropane	ND	4300	1300	ug/kg	
108-20-3	Di-Isopropyl ether	ND	4300	1300	ug/kg	
594-20-7	2,2-Dichloropropane	ND	4300	1300	ug/kg	
124-48-1	Dibromochloromethane	ND	4300	870	ug/kg	
75-71-8	Dichlorodifluoromethane	ND	4300	870	ug/kg	
156-59-2	cis-1,2-Dichloroethylene	ND	4300	1300	ug/kg	
10061-01-5	cis-1,3-Dichloropropene	ND	4300	1300	ug/kg	
541-73-1	m-Dichlorobenzene	ND	4300	1300	ug/kg	
95-50-1	o-Dichlorobenzene	3610	4300	1300	ug/kg	J
106-46-7	p-Dichlorobenzene	ND	4300	1300	ug/kg	

ND = Not detected MDL - Method Detection Limit

RL = Reporting Limit

E = Indicates value exceeds calibration range

J = Indicates an estimated value

B = Indicates analyte found in associated method blank

N = Indicates presumptive evidence of a compound

## Report of Analysis

<b>Client Sample ID:</b>	G17-6.5	<b>Date Sampled:</b>	07/26/11
<b>Lab Sample ID:</b>	C17186-23	<b>Date Received:</b>	07/27/11
<b>Matrix:</b>	SO - Soil	<b>Percent Solids:</b>	n/a <sup>a</sup>
<b>Method:</b>	SW846 8260B		
<b>Project:</b>	Romic Soil Investigation(Romic EPA) - 2081 Bay Road,East Palo Alto,CA		

### VOA 8260 List

CAS No.	Compound	Result	RL	MDL	Units	Q
156-60-5	trans-1,2-Dichloroethylene	ND	4300	1300	ug/kg	
10061-02-6	trans-1,3-Dichloropropene	ND	4300	1300	ug/kg	
100-41-4	Ethylbenzene	19400	4300	1300	ug/kg	
637-92-3	Ethyl tert-Butyl Ether	ND	4300	1300	ug/kg	
591-78-6	2-Hexanone	ND	35000	4300	ug/kg	
87-68-3	Hexachlorobutadiene	ND	4300	870	ug/kg	
98-82-8	Isopropylbenzene	ND	4300	1300	ug/kg	
99-87-6	p-Isopropyltoluene	ND	4300	1300	ug/kg	
108-10-1	4-Methyl-2-pentanone	ND	35000	13000	ug/kg	
74-83-9	Methyl bromide	ND	4300	2200	ug/kg	
74-87-3	Methyl chloride	ND	4300	1300	ug/kg	
74-95-3	Methylene bromide	ND	4300	2200	ug/kg	
75-09-2	Methylene chloride	ND	22000	14000	ug/kg	
78-93-3	Methyl ethyl ketone	127000	35000	10000	ug/kg	
1634-04-4	Methyl Tert Butyl Ether	ND	4300	870	ug/kg	
91-20-3	Naphthalene	18700	4300	1300	ug/kg	
103-65-1	n-Propylbenzene	1880	4300	1300	ug/kg	J
100-42-5	Styrene	ND	4300	870	ug/kg	
994-05-8	Tert-Amyl Methyl Ether	ND	4300	1000	ug/kg	
75-65-0	Tert Butyl Alcohol	ND	35000	8700	ug/kg	
630-20-6	1,1,1,2-Tetrachloroethane	ND	4300	870	ug/kg	
71-55-6	1,1,1-Trichloroethane	ND	4300	1300	ug/kg	
79-34-5	1,1,2,2-Tetrachloroethane	ND	4300	870	ug/kg	
79-00-5	1,1,2-Trichloroethane	ND	4300	870	ug/kg	
87-61-6	1,2,3-Trichlorobenzene	ND	4300	1300	ug/kg	
96-18-4	1,2,3-Trichloropropane	ND	4300	1300	ug/kg	
120-82-1	1,2,4-Trichlorobenzene	ND	4300	1300	ug/kg	
95-63-6	1,2,4-Trimethylbenzene	13900	4300	1300	ug/kg	
108-67-8	1,3,5-Trimethylbenzene	4150	4300	1300	ug/kg	J
127-18-4	Tetrachloroethylene	ND	4300	3000	ug/kg	
108-88-3	Toluene	25400	4300	1300	ug/kg	
79-01-6	Trichloroethylene	7080	4300	870	ug/kg	
75-69-4	Trichlorofluoromethane	ND	4300	1000	ug/kg	
75-01-4	Vinyl chloride	ND	4300	2200	ug/kg	
1330-20-7	Xylene (total)	65500	8700	3500	ug/kg	

CAS No.	Surrogate Recoveries	Run# 1	Run# 2	Limits
1868-53-7	Dibromofluoromethane	91%		60-130%
2037-26-5	Toluene-D8	103%		60-130%

ND = Not detected      MDL - Method Detection Limit  
 RL = Reporting Limit  
 E = Indicates value exceeds calibration range

J = Indicates an estimated value  
 B = Indicates analyte found in associated method blank  
 N = Indicates presumptive evidence of a compound



## Report of Analysis

<b>Client Sample ID:</b>	G17-6.5		
<b>Lab Sample ID:</b>	C17186-23	<b>Date Sampled:</b>	07/26/11
<b>Matrix:</b>	SO - Soil	<b>Date Received:</b>	07/27/11
<b>Method:</b>	SW846 8260B	<b>Percent Solids:</b>	n/a <sup>a</sup>
<b>Project:</b>	Romic Soil Investigation(Romic EPA) - 2081 Bay Road, East Palo Alto, CA		

### VOA 8260 List

CAS No.	Surrogate Recoveries	Run# 1	Run# 2	Limits
460-00-4	4-Bromofluorobenzene	104%		60-130%

(a) All results reported on wet weight basis.

ND = Not detected      MDL - Method Detection Limit  
 RL = Reporting Limit  
 E = Indicates value exceeds calibration range

J = Indicates an estimated value  
 B = Indicates analyte found in associated method blank  
 N = Indicates presumptive evidence of a compound

## Report of Analysis

<b>Client Sample ID:</b>	H17-0.5	<b>Date Sampled:</b>	07/26/11
<b>Lab Sample ID:</b>	C17186-24	<b>Date Received:</b>	07/27/11
<b>Matrix:</b>	SO - Soil	<b>Percent Solids:</b>	n/a <sup>a</sup>
<b>Method:</b>	SW846 8260B	<b>Project:</b> Romic Soil Investigation(Romic EPA) - 2081 Bay Road, East Palo Alto, CA	

Run #	File ID	DF	Analyzed	By	Prep Date	Prep Batch	Analytical Batch
Run #1	M26337.D	1	08/06/11	TN	n/a	n/a	VM837
Run #2							

Run #	Initial Weight
Run #1	6.57 g
Run #2	

## VOA 8260 List

CAS No.	Compound	Result	RL	MDL	Units	Q
67-64-1	Acetone	23.8	76	15	ug/kg	J
71-43-2	Benzene	ND	3.8	1.1	ug/kg	
108-86-1	Bromobenzene	ND	3.8	1.1	ug/kg	
74-97-5	Bromochloromethane	ND	3.8	1.1	ug/kg	
75-27-4	Bromodichloromethane	ND	3.8	0.76	ug/kg	
75-25-2	Bromoform	ND	3.8	0.76	ug/kg	
104-51-8	n-Butylbenzene	ND	3.8	1.1	ug/kg	
135-98-8	sec-Butylbenzene	ND	3.8	1.1	ug/kg	
98-06-6	tert-Butylbenzene	ND	3.8	1.1	ug/kg	
108-90-7	Chlorobenzene	ND	3.8	1.1	ug/kg	
75-00-3	Chloroethane	ND	3.8	1.1	ug/kg	
67-66-3	Chloroform	ND	3.8	1.1	ug/kg	
95-49-8	o-Chlorotoluene	ND	3.8	1.1	ug/kg	
106-43-4	p-Chlorotoluene	ND	3.8	1.1	ug/kg	
56-23-5	Carbon tetrachloride	ND	3.8	0.76	ug/kg	
75-34-3	1,1-Dichloroethane	ND	3.8	0.76	ug/kg	
75-35-4	1,1-Dichloroethylene	ND	3.8	1.1	ug/kg	
563-58-6	1,1-Dichloropropene	ND	3.8	1.1	ug/kg	
96-12-8	1,2-Dibromo-3-chloropropane	ND	3.8	0.76	ug/kg	
106-93-4	1,2-Dibromoethane	ND	3.8	0.76	ug/kg	
107-06-2	1,2-Dichloroethane	ND	3.8	1.1	ug/kg	
78-87-5	1,2-Dichloropropane	ND	3.8	1.1	ug/kg	
142-28-9	1,3-Dichloropropane	ND	3.8	1.1	ug/kg	
108-20-3	Di-Isopropyl ether	ND	3.8	1.1	ug/kg	
594-20-7	2,2-Dichloropropane	ND	3.8	1.1	ug/kg	
124-48-1	Dibromochloromethane	ND	3.8	0.76	ug/kg	
75-71-8	Dichlorodifluoromethane	ND	3.8	0.76	ug/kg	
156-59-2	cis-1,2-Dichloroethylene	ND	3.8	1.1	ug/kg	
10061-01-5	cis-1,3-Dichloropropene	ND	3.8	1.1	ug/kg	
541-73-1	m-Dichlorobenzene	ND	3.8	1.1	ug/kg	
95-50-1	o-Dichlorobenzene	ND	3.8	1.1	ug/kg	
106-46-7	p-Dichlorobenzene	ND	3.8	1.1	ug/kg	

ND = Not detected MDL - Method Detection Limit

RL = Reporting Limit

E = Indicates value exceeds calibration range

J = Indicates an estimated value

B = Indicates analyte found in associated method blank

N = Indicates presumptive evidence of a compound

## Report of Analysis

<b>Client Sample ID:</b>	H17-0.5	<b>Date Sampled:</b>	07/26/11
<b>Lab Sample ID:</b>	C17186-24	<b>Date Received:</b>	07/27/11
<b>Matrix:</b>	SO - Soil	<b>Percent Solids:</b>	n/a <sup>a</sup>
<b>Method:</b>	SW846 8260B		
<b>Project:</b>	Romic Soil Investigation(Romic EPA) - 2081 Bay Road,East Palo Alto,CA		

## VOA 8260 List

CAS No.	Compound	Result	RL	MDL	Units	Q
156-60-5	trans-1,2-Dichloroethylene	ND	3.8	1.1	ug/kg	
10061-02-6	trans-1,3-Dichloropropene	ND	3.8	1.1	ug/kg	
100-41-4	Ethylbenzene	ND	3.8	1.1	ug/kg	
637-92-3	Ethyl tert-Butyl Ether	ND	3.8	1.1	ug/kg	
591-78-6	2-Hexanone	ND	30	3.8	ug/kg	
87-68-3	Hexachlorobutadiene	ND	3.8	0.76	ug/kg	
98-82-8	Isopropylbenzene	ND	3.8	1.1	ug/kg	
99-87-6	p-Isopropyltoluene	ND	3.8	1.1	ug/kg	
108-10-1	4-Methyl-2-pentanone	ND	30	11	ug/kg	
74-83-9	Methyl bromide	ND	3.8	1.9	ug/kg	
74-87-3	Methyl chloride	ND	3.8	1.1	ug/kg	
74-95-3	Methylene bromide	ND	3.8	1.9	ug/kg	
75-09-2	Methylene chloride	ND	19	12	ug/kg	
78-93-3	Methyl ethyl ketone	15.8	30	9.1	ug/kg	J
1634-04-4	Methyl Tert Butyl Ether	ND	3.8	0.76	ug/kg	
91-20-3	Naphthalene	ND	3.8	1.1	ug/kg	
103-65-1	n-Propylbenzene	ND	3.8	1.1	ug/kg	
100-42-5	Styrene	ND	3.8	0.76	ug/kg	
994-05-8	Tert-Amyl Methyl Ether	ND	3.8	0.91	ug/kg	
75-65-0	Tert Butyl Alcohol	ND	30	7.6	ug/kg	
630-20-6	1,1,1,2-Tetrachloroethane	ND	3.8	0.76	ug/kg	
71-55-6	1,1,1-Trichloroethane	ND	3.8	1.1	ug/kg	
79-34-5	1,1,2,2-Tetrachloroethane	ND	3.8	0.76	ug/kg	
79-00-5	1,1,2-Trichloroethane	ND	3.8	0.76	ug/kg	
87-61-6	1,2,3-Trichlorobenzene	ND	3.8	1.1	ug/kg	
96-18-4	1,2,3-Trichloropropane	ND	3.8	1.1	ug/kg	
120-82-1	1,2,4-Trichlorobenzene	ND	3.8	1.1	ug/kg	
95-63-6	1,2,4-Trimethylbenzene	ND	3.8	1.1	ug/kg	
108-67-8	1,3,5-Trimethylbenzene	ND	3.8	1.1	ug/kg	
127-18-4	Tetrachloroethylene	ND	3.8	2.7	ug/kg	
108-88-3	Toluene	ND	3.8	1.1	ug/kg	
79-01-6	Trichloroethylene	ND	3.8	0.76	ug/kg	
75-69-4	Trichlorofluoromethane	ND	3.8	0.91	ug/kg	
75-01-4	Vinyl chloride	ND	3.8	1.9	ug/kg	
1330-20-7	Xylene (total)	ND	7.6	3.0	ug/kg	

CAS No.	Surrogate Recoveries	Run# 1	Run# 2	Limits
1868-53-7	Dibromofluoromethane	94%		60-130%
2037-26-5	Toluene-D8	102%		60-130%

ND = Not detected MDL - Method Detection Limit

RL = Reporting Limit

E = Indicates value exceeds calibration range

J = Indicates an estimated value

B = Indicates analyte found in associated method blank

N = Indicates presumptive evidence of a compound

## Report of Analysis

<b>Client Sample ID:</b>	H17-0.5	
<b>Lab Sample ID:</b>	C17186-24	<b>Date Sampled:</b> 07/26/11
<b>Matrix:</b>	SO - Soil	<b>Date Received:</b> 07/27/11
<b>Method:</b>	SW846 8260B	<b>Percent Solids:</b> n/a <sup>a</sup>
<b>Project:</b>	Romic Soil Investigation(Romic EPA) - 2081 Bay Road, East Palo Alto, CA	

### VOA 8260 List

CAS No.	Surrogate Recoveries	Run# 1	Run# 2	Limits
460-00-4	4-Bromofluorobenzene	94%		60-130%

(a) All results reported on wet weight basis.

ND = Not detected      MDL - Method Detection Limit  
 RL = Reporting Limit  
 E = Indicates value exceeds calibration range

J = Indicates an estimated value  
 B = Indicates analyte found in associated method blank  
 N = Indicates presumptive evidence of a compound

## Report of Analysis

<b>Client Sample ID:</b>	H17-0.5	<b>Date Sampled:</b>	07/26/11
<b>Lab Sample ID:</b>	C17186-24	<b>Date Received:</b>	07/27/11
<b>Matrix:</b>	SO - Soil	<b>Percent Solids:</b>	n/a <sup>a</sup>
<b>Method:</b>	SW846 8270C SW846 3550B	<b>Project:</b> Romic Soil Investigation(Romic EPA) - 2081 Bay Road, East Palo Alto, CA	

Run #	File ID	DF	Analyzed	By	Prep Date	Prep Batch	Analytical Batch
Run #1 <sup>b</sup>	Y9111.D	2	07/30/11	MT	07/29/11	OP4332	EY434
Run #2							

Run #	Initial Weight	Final Volume
Run #1	10.0 g	1.5 ml
Run #2		

## ABN Full List

CAS No.	Compound	Result	RL	MDL	Units	Q
65-85-0	Benzoic acid	ND	3000	2700	ug/kg	
95-57-8	2-Chlorophenol	ND	3000	2000	ug/kg	
59-50-7	4-Chloro-3-methyl phenol	ND	1500	1300	ug/kg	
120-83-2	2,4-Dichlorophenol	ND	1500	420	ug/kg	
105-67-9	2,4-Dimethylphenol	ND	1500	450	ug/kg	
51-28-5	2,4-Dinitrophenol	ND	7500	2600	ug/kg	
534-52-1	4,6-Dinitro-o-cresol	ND	6000	3100	ug/kg	
95-48-7	2-Methylphenol	ND	1500	510	ug/kg	
	3&4-Methylphenol	ND	1500	450	ug/kg	
88-75-5	2-Nitrophenol	ND	1500	390	ug/kg	
100-02-7	4-Nitrophenol	ND	6000	3700	ug/kg	
87-86-5	Pentachlorophenol	ND	1500	1300	ug/kg	
108-95-2	Phenol	ND	6000	3900	ug/kg	
95-95-4	2,4,5-Trichlorophenol	ND	1500	360	ug/kg	
88-06-2	2,4,6-Trichlorophenol	ND	1500	480	ug/kg	
83-32-9	Acenaphthene	ND	3000	1500	ug/kg	
208-96-8	Acenaphthylene	ND	1500	600	ug/kg	
62-53-3	Aniline	ND	1500	420	ug/kg	
120-12-7	Anthracene	ND	1500	300	ug/kg	
103-33-3	Azobenzene	ND	1500	510	ug/kg	
92-87-5	Benzidine	ND	7500	2200	ug/kg	
56-55-3	Benzo(a)anthracene	ND	1500	210	ug/kg	
50-32-8	Benzo(a)pyrene	ND	1500	270	ug/kg	
205-99-2	Benzo(b)fluoranthene	ND	1500	180	ug/kg	
191-24-2	Benzo(g,h,i)perylene	ND	1500	450	ug/kg	
207-08-9	Benzo(k)fluoranthene	ND	1500	360	ug/kg	
101-55-3	4-Bromophenyl phenyl ether	ND	1500	450	ug/kg	
85-68-7	Butyl benzyl phthalate	ND	1500	330	ug/kg	
100-51-6	Benzyl Alcohol	ND	3000	480	ug/kg	
91-58-7	2-Chloronaphthalene	ND	1500	540	ug/kg	
106-47-8	4-Chloroaniline	ND	1500	420	ug/kg	
86-74-8	Carbazole	ND	1500	240	ug/kg	

ND = Not detected MDL - Method Detection Limit

RL = Reporting Limit

E = Indicates value exceeds calibration range

J = Indicates an estimated value

B = Indicates analyte found in associated method blank

N = Indicates presumptive evidence of a compound

## Report of Analysis

<b>Client Sample ID:</b>	H17-0.5	<b>Date Sampled:</b>	07/26/11
<b>Lab Sample ID:</b>	C17186-24	<b>Date Received:</b>	07/27/11
<b>Matrix:</b>	SO - Soil	<b>Percent Solids:</b>	n/a <sup>a</sup>
<b>Method:</b>	SW846 8270C SW846 3550B		
<b>Project:</b>	Romic Soil Investigation(Romic EPA) - 2081 Bay Road, East Palo Alto, CA		

## ABN Full List

CAS No.	Compound	Result	RL	MDL	Units	Q
218-01-9	Chrysene	ND	1500	300	ug/kg	
111-91-1	bis(2-Chloroethoxy)methane	ND	1500	540	ug/kg	
111-44-4	bis(2-Chloroethyl)ether	ND	1500	690	ug/kg	
108-60-1	bis(2-Chloroisopropyl)ether	ND	1500	810	ug/kg	
7005-72-3	4-Chlorophenyl phenyl ether	ND	1500	570	ug/kg	
95-50-1	1,2-Dichlorobenzene	ND	1500	480	ug/kg	
541-73-1	1,3-Dichlorobenzene	ND	1500	450	ug/kg	
106-46-7	1,4-Dichlorobenzene	ND	1500	1300	ug/kg	
121-14-2	2,4-Dinitrotoluene	ND	1500	1400	ug/kg	
606-20-2	2,6-Dinitrotoluene	ND	3000	960	ug/kg	
91-94-1	3,3'-Dichlorobenzidine	ND	7500	420	ug/kg	
53-70-3	Dibenzo(a,h)anthracene	ND	1500	390	ug/kg	
132-64-9	Dibenzofuran	ND	1500	480	ug/kg	
122-39-4	Diphenylamine	ND	1500	360	ug/kg	
84-74-2	Di-n-butyl phthalate	ND	1500	300	ug/kg	
117-84-0	Di-n-octyl phthalate	ND	1500	390	ug/kg	
84-66-2	Diethyl phthalate	ND	1500	510	ug/kg	
131-11-3	Dimethyl phthalate	ND	1500	540	ug/kg	
117-81-7	bis(2-Ethylhexyl)phthalate	ND	1500	660	ug/kg	
206-44-0	Fluoranthene	ND	1500	300	ug/kg	
86-73-7	Fluorene	ND	1500	540	ug/kg	
118-74-1	Hexachlorobenzene	ND	1500	390	ug/kg	
87-68-3	Hexachlorobutadiene	ND	1500	570	ug/kg	
77-47-4	Hexachlorocyclopentadiene	ND	1500	420	ug/kg	
67-72-1	Hexachloroethane	ND	1500	480	ug/kg	
193-39-5	Indeno(1,2,3-cd)pyrene	ND	1500	420	ug/kg	
78-59-1	Isophorone	ND	1500	510	ug/kg	
90-12-0	1-Methylnaphthalene	ND	1500	480	ug/kg	
91-57-6	2-Methylnaphthalene	ND	1500	480	ug/kg	
88-74-4	2-Nitroaniline	ND	1500	360	ug/kg	
99-09-2	3-Nitroaniline	ND	1500	360	ug/kg	
100-01-6	4-Nitroaniline	ND	1500	900	ug/kg	
91-20-3	Naphthalene	ND	1500	510	ug/kg	
98-95-3	Nitrobenzene	ND	1500	480	ug/kg	
62-75-9	N-Nitrosodimethylamine	ND	15000	6600	ug/kg	
621-64-7	N-Nitroso-di-n-propylamine	ND	3000	1700	ug/kg	
85-01-8	Phenanthrene	ND	1500	330	ug/kg	
129-00-0	Pyrene	ND	3000	2000	ug/kg	
110-86-1	Pyridine	ND	6000	660	ug/kg	
120-82-1	1,2,4-Trichlorobenzene	ND	1500	1000	ug/kg	

ND = Not detected MDL - Method Detection Limit

RL = Reporting Limit

E = Indicates value exceeds calibration range

J = Indicates an estimated value

B = Indicates analyte found in associated method blank

N = Indicates presumptive evidence of a compound

## Report of Analysis

<b>Client Sample ID:</b>	H17-0.5		<b>Date Sampled:</b>	07/26/11
<b>Lab Sample ID:</b>	C17186-24		<b>Date Received:</b>	07/27/11
<b>Matrix:</b>	SO - Soil		<b>Percent Solids:</b>	n/a <sup>a</sup>
<b>Method:</b>	SW846 8270C SW846 3550B			
<b>Project:</b>	Romic Soil Investigation(Romic EPA) - 2081 Bay Road, East Palo Alto, CA			

## ABN Full List

CAS No.	Surrogate Recoveries	Run# 1	Run# 2	Limits
367-12-4	2-Fluorophenol	57%		20-100%
4165-62-2	Phenol-d5	68%		20-100%
118-79-6	2,4,6-Tribromophenol	114% <sup>c</sup>		30-100%
4165-60-0	Nitrobenzene-d5	53%		20-100%
321-60-8	2-Fluorobiphenyl	67%		20-106%
1718-51-0	Terphenyl-d14	130%		55-130%

(a) All results reported on wet weight basis.

(b) Dilution required due to matrix interference; non-target hydrocarbons.

(c) Outside laboratory control limits (high bias).

ND = Not detected MDL - Method Detection Limit

RL = Reporting Limit

E = Indicates value exceeds calibration range

J = Indicates an estimated value

B = Indicates analyte found in associated method blank

N = Indicates presumptive evidence of a compound

## Report of Analysis

<b>Client Sample ID:</b> H17-0.5		<b>Date Sampled:</b> 07/26/11
<b>Lab Sample ID:</b> C17186-24		<b>Date Received:</b> 07/27/11
<b>Matrix:</b> SO - Soil		<b>Percent Solids:</b> n/a <sup>a</sup>
<b>Method:</b> SW846 8015B		
<b>Project:</b> Romic Soil Investigation(Romic EPA) - 2081 Bay Road, East Palo Alto, CA		

Run #	File ID	DF	Analyzed	By	Prep Date	Prep Batch	Analytical Batch
Run #1	JK21766.D	1	08/08/11	TT	n/a	n/a	GJK896
Run #2							

Run #	Initial Weight
Run #1	5.08 g
Run #2	

### TPH Volatiles

CAS No.	Compound	Result	RL	MDL	Units	Q
	TPH-GRO (C6-C10)	ND	0.098	0.049	mg/kg	
CAS No.	Surrogate Recoveries	Run# 1	Run# 2	Limits		
98-08-8	aaa-Trifluorotoluene	88%		60-157%		

(a) All results reported on wet weight basis.

ND = Not detected      MDL - Method Detection Limit  
 RL = Reporting Limit  
 E = Indicates value exceeds calibration range

J = Indicates an estimated value  
 B = Indicates analyte found in associated method blank  
 N = Indicates presumptive evidence of a compound



## Report of Analysis

<b>Client Sample ID:</b>	H17-0.5	
<b>Lab Sample ID:</b>	C17186-24	<b>Date Sampled:</b> 07/26/11
<b>Matrix:</b>	SO - Soil	<b>Date Received:</b> 07/27/11
<b>Method:</b>	SW846 8081A SW846 3545A	<b>Percent Solids:</b> n/a <sup>a</sup>
<b>Project:</b>	Romic Soil Investigation(Romic EPA) - 2081 Bay Road, East Palo Alto, CA	

	File ID	DF	Analyzed	By	Prep Date	Prep Batch	Analytical Batch
Run #1 <sup>b</sup>	OO23010.D	5	07/31/11	RV	07/28/11	OP4315	G00733
Run #2							

	Initial Weight	Final Volume
Run #1	10.1 g	10.0 ml
Run #2		

## Pesticide PPL List

CAS No.	Compound	Result	RL	MDL	Units	Q
309-00-2	Aldrin	ND	120	50	ug/kg	
319-84-6	alpha-BHC	ND	120	54	ug/kg	
319-85-7	beta-BHC	ND	120	17	ug/kg	
319-86-8	delta-BHC	ND	120	17	ug/kg	
58-89-9	gamma-BHC (Lindane)	ND	120	37	ug/kg	
12789-03-6	Chlordane	ND	500	500	ug/kg	
60-57-1	Dieldrin	ND	120	15	ug/kg	
72-54-8	4,4' -DDD	ND	120	17	ug/kg	
72-55-9	4,4' -DDE	ND	120	15	ug/kg	
50-29-3	4,4' -DDT	ND	120	15	ug/kg	
72-20-8	Endrin	ND	120	15	ug/kg	
7421-93-4	Endrin aldehyde	ND	120	30	ug/kg	
959-98-8	Endosulfan-I	ND	120	17	ug/kg	
33213-65-9	Endosulfan-II	ND	120	17	ug/kg	
1031-07-8	Endosulfan sulfate	ND	120	40	ug/kg	
76-44-8	Heptachlor	ND	120	30	ug/kg	
1024-57-3	Heptachlor epoxide	ND	120	20	ug/kg	
72-43-5	Methoxychlor	ND	120	17	ug/kg	
8001-35-2	Toxaphene	ND	500	500	ug/kg	

CAS No.	Surrogate Recoveries	Run# 1	Run# 2	Limits
877-09-8	Tetrachloro-m-xylene	68%		35-132%
877-09-8	Tetrachloro-m-xylene	79%		35-132%
2051-24-3	Decachlorobiphenyl	85%		35-132%
2051-24-3	Decachlorobiphenyl	93%		35-132%

(a) All results reported on wet weight basis.

(b) Reporting limits raised due to high concentration of PCB (Aroclor 1260) and non-target Hydrocarbons.

ND = Not detected      MDL - Method Detection Limit

RL = Reporting Limit

E = Indicates value exceeds calibration range

J = Indicates an estimated value

B = Indicates analyte found in associated method blank

N = Indicates presumptive evidence of a compound

## Report of Analysis

<b>Client Sample ID:</b> H17-0.5		<b>Date Sampled:</b> 07/26/11
<b>Lab Sample ID:</b> C17186-24		<b>Date Received:</b> 07/27/11
<b>Matrix:</b> SO - Soil		<b>Percent Solids:</b> n/a <sup>a</sup>
<b>Method:</b> SW846 8082 SW846 3545A		
<b>Project:</b> Romc Soil Investigation(Romc EPA) - 2081 Bay Road, East Palo Alto, CA		

Run #1	File ID	DF	Analyzed	By	Prep Date	Prep Batch	Analytical Batch
Run #1	PP20534.D	1	07/28/11	RV	07/28/11	OP4316	GPP694
Run #2							

Run #1	Initial Weight	Final Volume
Run #1	10.1 g	10.0 ml
Run #2		

**PCB List**

CAS No.	Compound	Result	RL	MDL	Units	Q
12674-11-2	Aroclor 1016	ND	99	17	ug/kg	
11104-28-2	Aroclor 1221	ND	99	50	ug/kg	
11141-16-5	Aroclor 1232	ND	99	50	ug/kg	
53469-21-9	Aroclor 1242	ND	99	50	ug/kg	
12672-29-6	Aroclor 1248	ND	99	50	ug/kg	
11097-69-1	Aroclor 1254	ND	99	50	ug/kg	
11096-82-5	Aroclor 1260	60.1	99	20	ug/kg	J

CAS No.	Surrogate Recoveries	Run# 1	Run# 2	Limits
877-09-8	Tetrachloro-m-xylene	73%		45-108%
877-09-8	Tetrachloro-m-xylene	74%		45-108%
2051-24-3	Decachlorobiphenyl	93%		54-121%
2051-24-3	Decachlorobiphenyl	79%		54-121%

(a) All results reported on wet weight basis.

ND = Not detected      MDL - Method Detection Limit  
 RL = Reporting Limit  
 E = Indicates value exceeds calibration range

J = Indicates an estimated value  
 B = Indicates analyte found in associated method blank  
 N = Indicates presumptive evidence of a compound

## Report of Analysis

<b>Client Sample ID:</b> H17-0.5	
<b>Lab Sample ID:</b> C17186-24	<b>Date Sampled:</b> 07/26/11
<b>Matrix:</b> SO - Soil	<b>Date Received:</b> 07/27/11
<b>Method:</b> SW846 8015B M SW846 3545A	<b>Percent Solids:</b> n/a <sup>a</sup>
<b>Project:</b> Romic Soil Investigation(Romic EPA) - 2081 Bay Road, East Palo Alto, CA	

	File ID	DF	Analyzed	By	Prep Date	Prep Batch	Analytical Batch
Run #1	HH15684.D	2	07/30/11	JH	07/28/11	OP4318	GHH532
Run #2							

	Initial Weight	Final Volume
Run #1	10.0 g	1.0 ml
Run #2		

### TPH Extractable w/ Silica Gel Cleanup

CAS No.	Compound	Result	RL	MDL	Units	Q
	TPH (C10-C28)	94.9	20	10	mg/kg	
	TPH (> C28-C40)	295	40	20	mg/kg	

CAS No.	Surrogate Recoveries	Run# 1	Run# 2	Limits
630-01-3	Hexacosane	75%		45-140%

(a) All results reported on wet weight basis.

ND = Not detected      MDL - Method Detection Limit  
 RL = Reporting Limit  
 E = Indicates value exceeds calibration range

J = Indicates an estimated value  
 B = Indicates analyte found in associated method blank  
 N = Indicates presumptive evidence of a compound

## Report of Analysis

<b>Client Sample ID:</b>	H17-0.5	<b>Date Sampled:</b>	07/26/11
<b>Lab Sample ID:</b>	C17186-24	<b>Date Received:</b>	07/27/11
<b>Matrix:</b>	SO - Soil	<b>Percent Solids:</b>	n/a <sup>a</sup>
<b>Project:</b>	Romic Soil Investigation(Romic EPA) - 2081 Bay Road,East Palo Alto,CA		

## Metals Analysis

Analyte	Result	RL	Units	DF	Prep	Analyzed By	Method	Prep Method
Antimony	< 1.8	1.8	mg/kg	1	07/28/11	07/30/11 RS	SW846 6010B <sup>1</sup>	SW846 3050B <sup>4</sup>
Arsenic	5.4	1.8	mg/kg	1	07/28/11	07/30/11 RS	SW846 6010B <sup>1</sup>	SW846 3050B <sup>4</sup>
Barium	171	18	mg/kg	1	07/28/11	07/30/11 RS	SW846 6010B <sup>1</sup>	SW846 3050B <sup>4</sup>
Beryllium	< 0.91	0.91	mg/kg	1	07/28/11	08/02/11 RS	SW846 6010B <sup>3</sup>	SW846 3050B <sup>4</sup>
Cadmium	1.0	0.91	mg/kg	1	07/28/11	07/30/11 RS	SW846 6010B <sup>1</sup>	SW846 3050B <sup>4</sup>
Chromium	43.5	0.91	mg/kg	1	07/28/11	07/30/11 RS	SW846 6010B <sup>1</sup>	SW846 3050B <sup>4</sup>
Cobalt	22.2	0.91	mg/kg	1	07/28/11	07/30/11 RS	SW846 6010B <sup>1</sup>	SW846 3050B <sup>4</sup>
Copper	25.0	2.3	mg/kg	1	07/28/11	07/30/11 RS	SW846 6010B <sup>1</sup>	SW846 3050B <sup>4</sup>
Lead	35.5	1.8	mg/kg	1	07/28/11	07/30/11 RS	SW846 6010B <sup>1</sup>	SW846 3050B <sup>4</sup>
Mercury	0.048	0.040	mg/kg	1	07/29/11	07/30/11 PH	SW846 7471A <sup>2</sup>	SW846 7471A <sup>5</sup>
Molybdenum	< 1.8	1.8	mg/kg	1	07/28/11	07/30/11 RS	SW846 6010B <sup>1</sup>	SW846 3050B <sup>4</sup>
Nickel	44.0	0.91	mg/kg	1	07/28/11	07/30/11 RS	SW846 6010B <sup>1</sup>	SW846 3050B <sup>4</sup>
Selenium	< 1.8	1.8	mg/kg	1	07/28/11	07/30/11 RS	SW846 6010B <sup>1</sup>	SW846 3050B <sup>4</sup>
Silver <sup>b</sup>	< 4.5	4.5	mg/kg	5	07/28/11	07/30/11 RS	SW846 6010B <sup>1</sup>	SW846 3050B <sup>4</sup>
Thallium <sup>b</sup>	< 9.1	9.1	mg/kg	5	07/28/11	07/30/11 RS	SW846 6010B <sup>1</sup>	SW846 3050B <sup>4</sup>
Vanadium	45.9	0.91	mg/kg	1	07/28/11	07/30/11 RS	SW846 6010B <sup>1</sup>	SW846 3050B <sup>4</sup>
Zinc	89.3	1.8	mg/kg	1	07/28/11	07/30/11 RS	SW846 6010B <sup>1</sup>	SW846 3050B <sup>4</sup>

(1) Instrument QC Batch: MA2014

(2) Instrument QC Batch: MA2017

(3) Instrument QC Batch: MA2018

(4) Prep QC Batch: MP3776

(5) Prep QC Batch: MP3784

(a) All results reported on wet weight basis.

(b) Elevated reporting limit(s) due to matrix interference.

RL = Reporting Limit

## Report of Analysis

<b>Client Sample ID:</b>	H17A-0.5	<b>Date Sampled:</b>	07/26/11
<b>Lab Sample ID:</b>	C17186-25	<b>Date Received:</b>	07/27/11
<b>Matrix:</b>	SO - Soil	<b>Percent Solids:</b>	n/a <sup>a</sup>
<b>Method:</b>	SW846 8260B	<b>Project:</b> Romic Soil Investigation(Romic EPA) - 2081 Bay Road, East Palo Alto, CA	

Run #	File ID	DF	Analyzed	By	Prep Date	Prep Batch	Analytical Batch
Run #1	M26338.D	1	08/06/11	TN	n/a	n/a	VM837
Run #2							

Run #	Initial Weight
Run #1	6.70 g
Run #2	

## VOA 8260 List

CAS No.	Compound	Result	RL	MDL	Units	Q
67-64-1	Acetone	33.9	75	15	ug/kg	J
71-43-2	Benzene	ND	3.7	1.1	ug/kg	
108-86-1	Bromobenzene	ND	3.7	1.1	ug/kg	
74-97-5	Bromochloromethane	ND	3.7	1.1	ug/kg	
75-27-4	Bromodichloromethane	ND	3.7	0.75	ug/kg	
75-25-2	Bromoform	ND	3.7	0.75	ug/kg	
104-51-8	n-Butylbenzene	ND	3.7	1.1	ug/kg	
135-98-8	sec-Butylbenzene	ND	3.7	1.1	ug/kg	
98-06-6	tert-Butylbenzene	ND	3.7	1.1	ug/kg	
108-90-7	Chlorobenzene	ND	3.7	1.1	ug/kg	
75-00-3	Chloroethane	ND	3.7	1.1	ug/kg	
67-66-3	Chloroform	ND	3.7	1.1	ug/kg	
95-49-8	o-Chlorotoluene	ND	3.7	1.1	ug/kg	
106-43-4	p-Chlorotoluene	ND	3.7	1.1	ug/kg	
56-23-5	Carbon tetrachloride	ND	3.7	0.75	ug/kg	
75-34-3	1,1-Dichloroethane	ND	3.7	0.75	ug/kg	
75-35-4	1,1-Dichloroethylene	ND	3.7	1.1	ug/kg	
563-58-6	1,1-Dichloropropene	ND	3.7	1.1	ug/kg	
96-12-8	1,2-Dibromo-3-chloropropane	ND	3.7	0.75	ug/kg	
106-93-4	1,2-Dibromoethane	ND	3.7	0.75	ug/kg	
107-06-2	1,2-Dichloroethane	ND	3.7	1.1	ug/kg	
78-87-5	1,2-Dichloropropane	ND	3.7	1.1	ug/kg	
142-28-9	1,3-Dichloropropane	ND	3.7	1.1	ug/kg	
108-20-3	Di-Isopropyl ether	ND	3.7	1.1	ug/kg	
594-20-7	2,2-Dichloropropane	ND	3.7	1.1	ug/kg	
124-48-1	Dibromochloromethane	ND	3.7	0.75	ug/kg	
75-71-8	Dichlorodifluoromethane	ND	3.7	0.75	ug/kg	
156-59-2	cis-1,2-Dichloroethylene	ND	3.7	1.1	ug/kg	
10061-01-5	cis-1,3-Dichloropropene	ND	3.7	1.1	ug/kg	
541-73-1	m-Dichlorobenzene	ND	3.7	1.1	ug/kg	
95-50-1	o-Dichlorobenzene	ND	3.7	1.1	ug/kg	
106-46-7	p-Dichlorobenzene	ND	3.7	1.1	ug/kg	

ND = Not detected MDL - Method Detection Limit

RL = Reporting Limit

E = Indicates value exceeds calibration range

J = Indicates an estimated value

B = Indicates analyte found in associated method blank

N = Indicates presumptive evidence of a compound

## Report of Analysis

<b>Client Sample ID:</b>	H17A-0.5	<b>Date Sampled:</b>	07/26/11
<b>Lab Sample ID:</b>	C17186-25	<b>Date Received:</b>	07/27/11
<b>Matrix:</b>	SO - Soil	<b>Percent Solids:</b>	n/a <sup>a</sup>
<b>Method:</b>	SW846 8260B		
<b>Project:</b>	Romic Soil Investigation(Romic EPA) - 2081 Bay Road,East Palo Alto,CA		

### VOA 8260 List

CAS No.	Compound	Result	RL	MDL	Units	Q
156-60-5	trans-1,2-Dichloroethylene	ND	3.7	1.1	ug/kg	
10061-02-6	trans-1,3-Dichloropropene	ND	3.7	1.1	ug/kg	
100-41-4	Ethylbenzene	ND	3.7	1.1	ug/kg	
637-92-3	Ethyl tert-Butyl Ether	ND	3.7	1.1	ug/kg	
591-78-6	2-Hexanone	ND	30	3.7	ug/kg	
87-68-3	Hexachlorobutadiene	ND	3.7	0.75	ug/kg	
98-82-8	Isopropylbenzene	ND	3.7	1.1	ug/kg	
99-87-6	p-Isopropyltoluene	ND	3.7	1.1	ug/kg	
108-10-1	4-Methyl-2-pentanone	ND	30	11	ug/kg	
74-83-9	Methyl bromide	ND	3.7	1.9	ug/kg	
74-87-3	Methyl chloride	ND	3.7	1.1	ug/kg	
74-95-3	Methylene bromide	ND	3.7	1.9	ug/kg	
75-09-2	Methylene chloride	ND	19	12	ug/kg	
78-93-3	Methyl ethyl ketone	37.9	30	9.0	ug/kg	
1634-04-4	Methyl Tert Butyl Ether	ND	3.7	0.75	ug/kg	
91-20-3	Naphthalene	ND	3.7	1.1	ug/kg	
103-65-1	n-Propylbenzene	ND	3.7	1.1	ug/kg	
100-42-5	Styrene	ND	3.7	0.75	ug/kg	
994-05-8	Tert-Amyl Methyl Ether	ND	3.7	0.90	ug/kg	
75-65-0	Tert Butyl Alcohol	ND	30	7.5	ug/kg	
630-20-6	1,1,1,2-Tetrachloroethane	ND	3.7	0.75	ug/kg	
71-55-6	1,1,1-Trichloroethane	ND	3.7	1.1	ug/kg	
79-34-5	1,1,2,2-Tetrachloroethane	ND	3.7	0.75	ug/kg	
79-00-5	1,1,2-Trichloroethane	ND	3.7	0.75	ug/kg	
87-61-6	1,2,3-Trichlorobenzene	ND	3.7	1.1	ug/kg	
96-18-4	1,2,3-Trichloropropane	ND	3.7	1.1	ug/kg	
120-82-1	1,2,4-Trichlorobenzene	ND	3.7	1.1	ug/kg	
95-63-6	1,2,4-Trimethylbenzene	ND	3.7	1.1	ug/kg	
108-67-8	1,3,5-Trimethylbenzene	ND	3.7	1.1	ug/kg	
127-18-4	Tetrachloroethylene	ND	3.7	2.6	ug/kg	
108-88-3	Toluene	1.6	3.7	1.1	ug/kg	J
79-01-6	Trichloroethylene	ND	3.7	0.75	ug/kg	
75-69-4	Trichlorofluoromethane	ND	3.7	0.90	ug/kg	
75-01-4	Vinyl chloride	ND	3.7	1.9	ug/kg	
1330-20-7	Xylene (total)	ND	7.5	3.0	ug/kg	

CAS No.	Surrogate Recoveries	Run# 1	Run# 2	Limits
1868-53-7	Dibromofluoromethane	96%		60-130%
2037-26-5	Toluene-D8	102%		60-130%

ND = Not detected      MDL - Method Detection Limit  
 RL = Reporting Limit  
 E = Indicates value exceeds calibration range

J = Indicates an estimated value  
 B = Indicates analyte found in associated method blank  
 N = Indicates presumptive evidence of a compound

## Report of Analysis

<b>Client Sample ID:</b>	H17A-0.5	<b>Date Sampled:</b>	07/26/11
<b>Lab Sample ID:</b>	C17186-25	<b>Date Received:</b>	07/27/11
<b>Matrix:</b>	SO - Soil	<b>Percent Solids:</b>	n/a <sup>a</sup>
<b>Method:</b>	SW846 8260B	<b>Project:</b> Romic Soil Investigation(Romic EPA) - 2081 Bay Road, East Palo Alto, CA	

### VOA 8260 List

CAS No.	Surrogate Recoveries	Run# 1	Run# 2	Limits
460-00-4	4-Bromofluorobenzene	94%		60-130%

(a) All results reported on wet weight basis.

ND = Not detected      MDL - Method Detection Limit  
 RL = Reporting Limit

J = Indicates an estimated value  
 B = Indicates analyte found in associated method blank  
 N = Indicates presumptive evidence of a compound

## Report of Analysis

<b>Client Sample ID:</b>	H17-3.5	<b>Date Sampled:</b>	07/26/11
<b>Lab Sample ID:</b>	C17186-26	<b>Date Received:</b>	07/27/11
<b>Matrix:</b>	SO - Soil	<b>Percent Solids:</b>	n/a <sup>a</sup>
<b>Method:</b>	SW846 8260B	<b>Project:</b> Romic Soil Investigation(Romic EPA) - 2081 Bay Road, East Palo Alto, CA	

Run #	File ID	DF	Analyzed	By	Prep Date	Prep Batch	Analytical Batch
Run #1 <sup>b</sup>	M26341.D	1	08/06/11	TN	n/a	n/a	VM837
Run #2							

Run #	Initial Weight	Final Volume	Methanol Aliquot
Run #1	6.31 g	5.0 ml	100 ul
Run #2			

## VOA 8260 List

CAS No.	Compound	Result	RL	MDL	Units	Q
67-64-1	Acetone	ND	4000	790	ug/kg	
71-43-2	Benzene	ND	200	59	ug/kg	
108-86-1	Bromobenzene	ND	200	59	ug/kg	
74-97-5	Bromochloromethane	ND	200	59	ug/kg	
75-27-4	Bromodichloromethane	ND	200	40	ug/kg	
75-25-2	Bromoform	ND	200	40	ug/kg	
104-51-8	n-Butylbenzene	ND	200	59	ug/kg	
135-98-8	sec-Butylbenzene	ND	200	59	ug/kg	
98-06-6	tert-Butylbenzene	ND	200	59	ug/kg	
108-90-7	Chlorobenzene	ND	200	59	ug/kg	
75-00-3	Chloroethane	ND	200	59	ug/kg	
67-66-3	Chloroform	ND	200	59	ug/kg	
95-49-8	o-Chlorotoluene	ND	200	59	ug/kg	
106-43-4	p-Chlorotoluene	ND	200	59	ug/kg	
56-23-5	Carbon tetrachloride	ND	200	40	ug/kg	
75-34-3	1,1-Dichloroethane	ND	200	40	ug/kg	
75-35-4	1,1-Dichloroethylene	ND	200	59	ug/kg	
563-58-6	1,1-Dichloropropene	ND	200	59	ug/kg	
96-12-8	1,2-Dibromo-3-chloropropane	ND	200	40	ug/kg	
106-93-4	1,2-Dibromoethane	ND	200	40	ug/kg	
107-06-2	1,2-Dichloroethane	ND	200	59	ug/kg	
78-87-5	1,2-Dichloropropane	ND	200	59	ug/kg	
142-28-9	1,3-Dichloropropane	ND	200	59	ug/kg	
108-20-3	Di-Isopropyl ether	ND	200	59	ug/kg	
594-20-7	2,2-Dichloropropane	ND	200	59	ug/kg	
124-48-1	Dibromochloromethane	ND	200	40	ug/kg	
75-71-8	Dichlorodifluoromethane	ND	200	40	ug/kg	
156-59-2	cis-1,2-Dichloroethylene	ND	200	59	ug/kg	
10061-01-5	cis-1,3-Dichloropropene	ND	200	59	ug/kg	
541-73-1	m-Dichlorobenzene	ND	200	59	ug/kg	
95-50-1	o-Dichlorobenzene	ND	200	59	ug/kg	
106-46-7	p-Dichlorobenzene	ND	200	59	ug/kg	

ND = Not detected MDL - Method Detection Limit

RL = Reporting Limit

E = Indicates value exceeds calibration range

J = Indicates an estimated value

B = Indicates analyte found in associated method blank

N = Indicates presumptive evidence of a compound



## Report of Analysis

<b>Client Sample ID:</b>	H17-3.5	<b>Date Sampled:</b>	07/26/11
<b>Lab Sample ID:</b>	C17186-26	<b>Date Received:</b>	07/27/11
<b>Matrix:</b>	SO - Soil	<b>Percent Solids:</b>	n/a <sup>a</sup>
<b>Method:</b>	SW846 8260B	<b>Project:</b> Romic Soil Investigation(Romic EPA) - 2081 Bay Road, East Palo Alto, CA	

**VOA 8260 List**

CAS No.	Compound	Result	RL	MDL	Units	Q
156-60-5	trans-1,2-Dichloroethylene	ND	200	59	ug/kg	
10061-02-6	trans-1,3-Dichloropropene	ND	200	59	ug/kg	
100-41-4	Ethylbenzene	118	200	59	ug/kg	J
637-92-3	Ethyl tert-Butyl Ether	ND	200	59	ug/kg	
591-78-6	2-Hexanone	ND	1600	200	ug/kg	
87-68-3	Hexachlorobutadiene	ND	200	40	ug/kg	
98-82-8	Isopropylbenzene	ND	200	59	ug/kg	
99-87-6	p-Isopropyltoluene	ND	200	59	ug/kg	
108-10-1	4-Methyl-2-pentanone	ND	1600	590	ug/kg	
74-83-9	Methyl bromide	ND	200	99	ug/kg	
74-87-3	Methyl chloride	ND	200	59	ug/kg	
74-95-3	Methylene bromide	ND	200	99	ug/kg	
75-09-2	Methylene chloride	ND	990	630	ug/kg	
78-93-3	Methyl ethyl ketone	ND	1600	480	ug/kg	
1634-04-4	Methyl Tert Butyl Ether	ND	200	40	ug/kg	
91-20-3	Naphthalene	277	200	59	ug/kg	
103-65-1	n-Propylbenzene	ND	200	59	ug/kg	
100-42-5	Styrene	ND	200	40	ug/kg	
994-05-8	Tert-Amyl Methyl Ether	ND	200	48	ug/kg	
75-65-0	Tert Butyl Alcohol	ND	1600	400	ug/kg	
630-20-6	1,1,1,2-Tetrachloroethane	ND	200	40	ug/kg	
71-55-6	1,1,1-Trichloroethane	ND	200	59	ug/kg	
79-34-5	1,1,2,2-Tetrachloroethane	ND	200	40	ug/kg	
79-00-5	1,1,2-Trichloroethane	ND	200	40	ug/kg	
87-61-6	1,2,3-Trichlorobenzene	ND	200	59	ug/kg	
96-18-4	1,2,3-Trichloropropane	ND	200	59	ug/kg	
120-82-1	1,2,4-Trichlorobenzene	ND	200	59	ug/kg	
95-63-6	1,2,4-Trimethylbenzene	173	200	59	ug/kg	J
108-67-8	1,3,5-Trimethylbenzene	164	200	59	ug/kg	J
127-18-4	Tetrachloroethylene	ND	200	140	ug/kg	
108-88-3	Toluene	472	200	59	ug/kg	
79-01-6	Trichloroethylene	ND	200	40	ug/kg	
75-69-4	Trichlorofluoromethane	ND	200	48	ug/kg	
75-01-4	Vinyl chloride	ND	200	99	ug/kg	
1330-20-7	Xylene (total)	634	400	160	ug/kg	

CAS No.	Surrogate Recoveries	Run# 1	Run# 2	Limits
1868-53-7	Dibromofluoromethane	87%		60-130%
2037-26-5	Toluene-D8	102%		60-130%

ND = Not detected      MDL - Method Detection Limit  
 RL = Reporting Limit  
 E = Indicates value exceeds calibration range

J = Indicates an estimated value  
 B = Indicates analyte found in associated method blank  
 N = Indicates presumptive evidence of a compound

## Report of Analysis

<b>Client Sample ID:</b>	H17-3.5		
<b>Lab Sample ID:</b>	C17186-26	<b>Date Sampled:</b>	07/26/11
<b>Matrix:</b>	SO - Soil	<b>Date Received:</b>	07/27/11
<b>Method:</b>	SW846 8260B	<b>Percent Solids:</b>	n/a <sup>a</sup>
<b>Project:</b>	Romic Soil Investigation(Romic EPA) - 2081 Bay Road, East Palo Alto, CA		

### VOA 8260 List

CAS No.	Surrogate Recoveries	Run# 1	Run# 2	Limits
460-00-4	4-Bromofluorobenzene	102%		60-130%

- (a) All results reported on wet weight basis.
- (b) Sample diluted due to high boiling non-target hydrocarbons.

ND = Not detected      MDL - Method Detection Limit  
 RL = Reporting Limit  
 E = Indicates value exceeds calibration range

J = Indicates an estimated value  
 B = Indicates analyte found in associated method blank  
 N = Indicates presumptive evidence of a compound

## Report of Analysis

<b>Client Sample ID:</b>	H17-6.0	<b>Date Sampled:</b>	07/26/11
<b>Lab Sample ID:</b>	C17186-27	<b>Date Received:</b>	07/27/11
<b>Matrix:</b>	SO - Soil	<b>Percent Solids:</b>	n/a <sup>a</sup>
<b>Method:</b>	SW846 8260B	<b>Project:</b> Romic Soil Investigation(Romic EPA) - 2081 Bay Road, East Palo Alto, CA	

Run #1	File ID	DF	Analyzed	By	Prep Date	Prep Batch	Analytical Batch
Run #1	M26342.D	1	08/06/11	TN	n/a	n/a	VM837
Run #2							

Run #1	Initial Weight	Final Volume	Methanol Aliquot
Run #1	6.47 g	5.0 ml	5.0 ul
Run #2			

## VOA 8260 List

CAS No.	Compound	Result	RL	MDL	Units	Q
67-64-1	Acetone	19700	77000	15000	ug/kg	J
71-43-2	Benzene	ND	3900	1200	ug/kg	
108-86-1	Bromobenzene	ND	3900	1200	ug/kg	
74-97-5	Bromochloromethane	ND	3900	1200	ug/kg	
75-27-4	Bromodichloromethane	ND	3900	770	ug/kg	
75-25-2	Bromoform	ND	3900	770	ug/kg	
104-51-8	n-Butylbenzene	ND	3900	1200	ug/kg	
135-98-8	sec-Butylbenzene	ND	3900	1200	ug/kg	
98-06-6	tert-Butylbenzene	ND	3900	1200	ug/kg	
108-90-7	Chlorobenzene	ND	3900	1200	ug/kg	
75-00-3	Chloroethane	ND	3900	1200	ug/kg	
67-66-3	Chloroform	ND	3900	1200	ug/kg	
95-49-8	o-Chlorotoluene	ND	3900	1200	ug/kg	
106-43-4	p-Chlorotoluene	ND	3900	1200	ug/kg	
56-23-5	Carbon tetrachloride	ND	3900	770	ug/kg	
75-34-3	1,1-Dichloroethane	ND	3900	770	ug/kg	
75-35-4	1,1-Dichloroethylene	ND	3900	1200	ug/kg	
563-58-6	1,1-Dichloropropene	ND	3900	1200	ug/kg	
96-12-8	1,2-Dibromo-3-chloropropane	ND	3900	770	ug/kg	
106-93-4	1,2-Dibromoethane	ND	3900	770	ug/kg	
107-06-2	1,2-Dichloroethane	ND	3900	1200	ug/kg	
78-87-5	1,2-Dichloropropane	ND	3900	1200	ug/kg	
142-28-9	1,3-Dichloropropane	ND	3900	1200	ug/kg	
108-20-3	Di-Isopropyl ether	ND	3900	1200	ug/kg	
594-20-7	2,2-Dichloropropane	ND	3900	1200	ug/kg	
124-48-1	Dibromochloromethane	ND	3900	770	ug/kg	
75-71-8	Dichlorodifluoromethane	ND	3900	770	ug/kg	
156-59-2	cis-1,2-Dichloroethylene	ND	3900	1200	ug/kg	
10061-01-5	cis-1,3-Dichloropropene	ND	3900	1200	ug/kg	
541-73-1	m-Dichlorobenzene	ND	3900	1200	ug/kg	
95-50-1	o-Dichlorobenzene	ND	3900	1200	ug/kg	
106-46-7	p-Dichlorobenzene	ND	3900	1200	ug/kg	

ND = Not detected MDL - Method Detection Limit

RL = Reporting Limit

E = Indicates value exceeds calibration range

J = Indicates an estimated value

B = Indicates analyte found in associated method blank

N = Indicates presumptive evidence of a compound

## Report of Analysis

<b>Client Sample ID:</b>	H17-6.0	<b>Date Sampled:</b>	07/26/11
<b>Lab Sample ID:</b>	C17186-27	<b>Date Received:</b>	07/27/11
<b>Matrix:</b>	SO - Soil	<b>Percent Solids:</b>	n/a <sup>a</sup>
<b>Method:</b>	SW846 8260B		
<b>Project:</b>	Romic Soil Investigation(Romic EPA) - 2081 Bay Road,East Palo Alto,CA		

## VOA 8260 List

CAS No.	Compound	Result	RL	MDL	Units	Q
156-60-5	trans-1,2-Dichloroethylene	ND	3900	1200	ug/kg	
10061-02-6	trans-1,3-Dichloropropene	ND	3900	1200	ug/kg	
100-41-4	Ethylbenzene	15200	3900	1200	ug/kg	
637-92-3	Ethyl tert-Butyl Ether	ND	3900	1200	ug/kg	
591-78-6	2-Hexanone	ND	31000	3900	ug/kg	
87-68-3	Hexachlorobutadiene	ND	3900	770	ug/kg	
98-82-8	Isopropylbenzene	ND	3900	1200	ug/kg	
99-87-6	p-Isopropyltoluene	ND	3900	1200	ug/kg	
108-10-1	4-Methyl-2-pentanone	30100	31000	12000	ug/kg	J
74-83-9	Methyl bromide	ND	3900	1900	ug/kg	
74-87-3	Methyl chloride	ND	3900	1200	ug/kg	
74-95-3	Methylene bromide	ND	3900	1900	ug/kg	
75-09-2	Methylene chloride	ND	19000	12000	ug/kg	
78-93-3	Methyl ethyl ketone	253000	31000	9300	ug/kg	
1634-04-4	Methyl Tert Butyl Ether	ND	3900	770	ug/kg	
91-20-3	Naphthalene	ND	3900	1200	ug/kg	
103-65-1	n-Propylbenzene	ND	3900	1200	ug/kg	
100-42-5	Styrene	2740	3900	770	ug/kg	J
994-05-8	Tert-Amyl Methyl Ether	ND	3900	930	ug/kg	
75-65-0	Tert Butyl Alcohol	ND	31000	7700	ug/kg	
630-20-6	1,1,1,2-Tetrachloroethane	ND	3900	770	ug/kg	
71-55-6	1,1,1-Trichloroethane	ND	3900	1200	ug/kg	
79-34-5	1,1,2,2-Tetrachloroethane	ND	3900	770	ug/kg	
79-00-5	1,1,2-Trichloroethane	ND	3900	770	ug/kg	
87-61-6	1,2,3-Trichlorobenzene	ND	3900	1200	ug/kg	
96-18-4	1,2,3-Trichloropropane	ND	3900	1200	ug/kg	
120-82-1	1,2,4-Trichlorobenzene	ND	3900	1200	ug/kg	
95-63-6	1,2,4-Trimethylbenzene	4560	3900	1200	ug/kg	
108-67-8	1,3,5-Trimethylbenzene	1390	3900	1200	ug/kg	J
127-18-4	Tetrachloroethylene	ND	3900	2700	ug/kg	
108-88-3	Toluene	48500	3900	1200	ug/kg	
79-01-6	Trichloroethylene	4770	3900	770	ug/kg	
75-69-4	Trichlorofluoromethane	ND	3900	930	ug/kg	
75-01-4	Vinyl chloride	ND	3900	1900	ug/kg	
1330-20-7	Xylene (total)	43200	7700	3100	ug/kg	

CAS No.	Surrogate Recoveries	Run# 1	Run# 2	Limits
1868-53-7	Dibromofluoromethane	89%		60-130%
2037-26-5	Toluene-D8	101%		60-130%

ND = Not detected MDL - Method Detection Limit

RL = Reporting Limit

E = Indicates value exceeds calibration range

J = Indicates an estimated value

B = Indicates analyte found in associated method blank

N = Indicates presumptive evidence of a compound

## Report of Analysis

<b>Client Sample ID:</b>	H17-6.0	<b>Date Sampled:</b>	07/26/11
<b>Lab Sample ID:</b>	C17186-27	<b>Date Received:</b>	07/27/11
<b>Matrix:</b>	SO - Soil	<b>Percent Solids:</b>	n/a <sup>a</sup>
<b>Method:</b>	SW846 8260B	<b>Project:</b> Romic Soil Investigation(Romic EPA) - 2081 Bay Road, East Palo Alto, CA	

### VOA 8260 List

CAS No.	Surrogate Recoveries	Run# 1	Run# 2	Limits
460-00-4	4-Bromofluorobenzene	99%		60-130%

(a) All results reported on wet weight basis.

ND = Not detected      MDL - Method Detection Limit  
 RL = Reporting Limit  
 E = Indicates value exceeds calibration range

J = Indicates an estimated value  
 B = Indicates analyte found in associated method blank  
 N = Indicates presumptive evidence of a compound

## Report of Analysis

<b>Client Sample ID:</b>	D21-1.0	<b>Date Sampled:</b>	07/26/11
<b>Lab Sample ID:</b>	C17186-28	<b>Date Received:</b>	07/27/11
<b>Matrix:</b>	SO - Soil	<b>Percent Solids:</b>	n/a <sup>a</sup>
<b>Method:</b>	SW846 8260B	<b>Project:</b> Romic Soil Investigation(Romic EPA) - 2081 Bay Road, East Palo Alto, CA	

Run #	File ID	DF	Analyzed	By	Prep Date	Prep Batch	Analytical Batch
Run #1 <sup>b</sup>	M26343.D	1	08/06/11	TN	n/a	n/a	VM837
Run #2							

Run #	Initial Weight	Final Volume	Methanol Aliquot
Run #1	5.87 g	5.0 ml	100 ul
Run #2			

## VOA 8260 List

CAS No.	Compound	Result	RL	MDL	Units	Q
67-64-1	Acetone	ND	4300	850	ug/kg	
71-43-2	Benzene	ND	210	64	ug/kg	
108-86-1	Bromobenzene	ND	210	64	ug/kg	
74-97-5	Bromochloromethane	ND	210	64	ug/kg	
75-27-4	Bromodichloromethane	ND	210	43	ug/kg	
75-25-2	Bromoform	ND	210	43	ug/kg	
104-51-8	n-Butylbenzene	ND	210	64	ug/kg	
135-98-8	sec-Butylbenzene	ND	210	64	ug/kg	
98-06-6	tert-Butylbenzene	ND	210	64	ug/kg	
108-90-7	Chlorobenzene	ND	210	64	ug/kg	
75-00-3	Chloroethane	ND	210	64	ug/kg	
67-66-3	Chloroform	ND	210	64	ug/kg	
95-49-8	o-Chlorotoluene	ND	210	64	ug/kg	
106-43-4	p-Chlorotoluene	ND	210	64	ug/kg	
56-23-5	Carbon tetrachloride	ND	210	43	ug/kg	
75-34-3	1,1-Dichloroethane	ND	210	43	ug/kg	
75-35-4	1,1-Dichloroethylene	ND	210	64	ug/kg	
563-58-6	1,1-Dichloropropene	ND	210	64	ug/kg	
96-12-8	1,2-Dibromo-3-chloropropane	ND	210	43	ug/kg	
106-93-4	1,2-Dibromoethane	ND	210	43	ug/kg	
107-06-2	1,2-Dichloroethane	ND	210	64	ug/kg	
78-87-5	1,2-Dichloropropane	ND	210	64	ug/kg	
142-28-9	1,3-Dichloropropane	ND	210	64	ug/kg	
108-20-3	Di-Isopropyl ether	ND	210	64	ug/kg	
594-20-7	2,2-Dichloropropane	ND	210	64	ug/kg	
124-48-1	Dibromochloromethane	ND	210	43	ug/kg	
75-71-8	Dichlorodifluoromethane	ND	210	43	ug/kg	
156-59-2	cis-1,2-Dichloroethylene	ND	210	64	ug/kg	
10061-01-5	cis-1,3-Dichloropropene	ND	210	64	ug/kg	
541-73-1	m-Dichlorobenzene	ND	210	64	ug/kg	
95-50-1	o-Dichlorobenzene	ND	210	64	ug/kg	
106-46-7	p-Dichlorobenzene	ND	210	64	ug/kg	

ND = Not detected MDL - Method Detection Limit

RL = Reporting Limit

E = Indicates value exceeds calibration range

J = Indicates an estimated value

B = Indicates analyte found in associated method blank

N = Indicates presumptive evidence of a compound

## Report of Analysis

<b>Client Sample ID:</b>	D21-1.0	<b>Date Sampled:</b>	07/26/11
<b>Lab Sample ID:</b>	C17186-28	<b>Date Received:</b>	07/27/11
<b>Matrix:</b>	SO - Soil	<b>Percent Solids:</b>	n/a <sup>a</sup>
<b>Method:</b>	SW846 8260B		
<b>Project:</b>	Romic Soil Investigation(Romic EPA) - 2081 Bay Road, East Palo Alto, CA		

## VOA 8260 List

CAS No.	Compound	Result	RL	MDL	Units	Q
156-60-5	trans-1,2-Dichloroethylene	ND	210	64	ug/kg	
10061-02-6	trans-1,3-Dichloropropene	ND	210	64	ug/kg	
100-41-4	Ethylbenzene	95.1	210	64	ug/kg	J
637-92-3	Ethyl tert-Butyl Ether	ND	210	64	ug/kg	
591-78-6	2-Hexanone	ND	1700	210	ug/kg	
87-68-3	Hexachlorobutadiene	ND	210	43	ug/kg	
98-82-8	Isopropylbenzene	ND	210	64	ug/kg	
99-87-6	p-Isopropyltoluene	ND	210	64	ug/kg	
108-10-1	4-Methyl-2-pentanone	ND	1700	640	ug/kg	
74-83-9	Methyl bromide	ND	210	110	ug/kg	
74-87-3	Methyl chloride	ND	210	64	ug/kg	
74-95-3	Methylene bromide	ND	210	110	ug/kg	
75-09-2	Methylene chloride	ND	1100	680	ug/kg	
78-93-3	Methyl ethyl ketone	ND	1700	510	ug/kg	
1634-04-4	Methyl Tert Butyl Ether	ND	210	43	ug/kg	
91-20-3	Naphthalene	ND	210	64	ug/kg	
103-65-1	n-Propylbenzene	ND	210	64	ug/kg	
100-42-5	Styrene	ND	210	43	ug/kg	
994-05-8	Tert-Amyl Methyl Ether	ND	210	51	ug/kg	
75-65-0	Tert Butyl Alcohol	ND	1700	430	ug/kg	
630-20-6	1,1,1,2-Tetrachloroethane	ND	210	43	ug/kg	
71-55-6	1,1,1-Trichloroethane	ND	210	64	ug/kg	
79-34-5	1,1,2,2-Tetrachloroethane	ND	210	43	ug/kg	
79-00-5	1,1,2-Trichloroethane	ND	210	43	ug/kg	
87-61-6	1,2,3-Trichlorobenzene	ND	210	64	ug/kg	
96-18-4	1,2,3-Trichloropropane	ND	210	64	ug/kg	
120-82-1	1,2,4-Trichlorobenzene	ND	210	64	ug/kg	
95-63-6	1,2,4-Trimethylbenzene	ND	210	64	ug/kg	
108-67-8	1,3,5-Trimethylbenzene	ND	210	64	ug/kg	
127-18-4	Tetrachloroethylene	ND	210	150	ug/kg	
108-88-3	Toluene	ND	210	64	ug/kg	
79-01-6	Trichloroethylene	ND	210	43	ug/kg	
75-69-4	Trichlorofluoromethane	ND	210	51	ug/kg	
75-01-4	Vinyl chloride	ND	210	110	ug/kg	
1330-20-7	Xylene (total)	244	430	170	ug/kg	J

CAS No.	Surrogate Recoveries	Run# 1	Run# 2	Limits
1868-53-7	Dibromofluoromethane	87%		60-130%
2037-26-5	Toluene-D8	101%		60-130%

ND = Not detected MDL - Method Detection Limit

RL = Reporting Limit

E = Indicates value exceeds calibration range

J = Indicates an estimated value

B = Indicates analyte found in associated method blank

N = Indicates presumptive evidence of a compound

## Report of Analysis

<b>Client Sample ID:</b> D21-1.0	
<b>Lab Sample ID:</b> C17186-28	<b>Date Sampled:</b> 07/26/11
<b>Matrix:</b> SO - Soil	<b>Date Received:</b> 07/27/11
<b>Method:</b> SW846 8260B	<b>Percent Solids:</b> n/a <sup>a</sup>
<b>Project:</b> Romic Soil Investigation(Romic EPA) - 2081 Bay Road, East Palo Alto, CA	

### VOA 8260 List

CAS No.	Surrogate Recoveries	Run# 1	Run# 2	Limits
460-00-4	4-Bromofluorobenzene	98%		60-130%

- (a) All results reported on wet weight basis.
- (b) Dilution required due to high concentration of non-target hydrocarbons.

ND = Not detected      MDL - Method Detection Limit  
 RL = Reporting Limit  
 E = Indicates value exceeds calibration range

J = Indicates an estimated value  
 B = Indicates analyte found in associated method blank  
 N = Indicates presumptive evidence of a compound



## Report of Analysis

<b>Client Sample ID:</b>	D21A-1.0	<b>Date Sampled:</b>	07/26/11
<b>Lab Sample ID:</b>	C17186-29	<b>Date Received:</b>	07/27/11
<b>Matrix:</b>	SO - Soil	<b>Percent Solids:</b>	n/a <sup>a</sup>
<b>Method:</b>	SW846 8260B	<b>Project:</b> Romic Soil Investigation(Romic EPA) - 2081 Bay Road, East Palo Alto, CA	

Run #	File ID	DF	Analyzed	By	Prep Date	Prep Batch	Analytical Batch
Run #1	M26339.D	1	08/06/11	TN	n/a	n/a	VM837
Run #2							

Run #	Initial Weight
Run #1	6.04 g
Run #2	

## VOA 8260 List

CAS No.	Compound	Result	RL	MDL	Units	Q
67-64-1	Acetone	35.3	83	17	ug/kg	J
71-43-2	Benzene	ND	4.1	1.2	ug/kg	
108-86-1	Bromobenzene	ND	4.1	1.2	ug/kg	
74-97-5	Bromochloromethane	ND	4.1	1.2	ug/kg	
75-27-4	Bromodichloromethane	ND	4.1	0.83	ug/kg	
75-25-2	Bromoform	ND	4.1	0.83	ug/kg	
104-51-8	n-Butylbenzene	ND	4.1	1.2	ug/kg	
135-98-8	sec-Butylbenzene	ND	4.1	1.2	ug/kg	
98-06-6	tert-Butylbenzene	ND	4.1	1.2	ug/kg	
108-90-7	Chlorobenzene	ND	4.1	1.2	ug/kg	
75-00-3	Chloroethane	ND	4.1	1.2	ug/kg	
67-66-3	Chloroform	ND	4.1	1.2	ug/kg	
95-49-8	o-Chlorotoluene	ND	4.1	1.2	ug/kg	
106-43-4	p-Chlorotoluene	ND	4.1	1.2	ug/kg	
56-23-5	Carbon tetrachloride	ND	4.1	0.83	ug/kg	
75-34-3	1,1-Dichloroethane	ND	4.1	0.83	ug/kg	
75-35-4	1,1-Dichloroethylene	ND	4.1	1.2	ug/kg	
563-58-6	1,1-Dichloropropene	ND	4.1	1.2	ug/kg	
96-12-8	1,2-Dibromo-3-chloropropane	ND	4.1	0.83	ug/kg	
106-93-4	1,2-Dibromoethane	ND	4.1	0.83	ug/kg	
107-06-2	1,2-Dichloroethane	ND	4.1	1.2	ug/kg	
78-87-5	1,2-Dichloropropane	ND	4.1	1.2	ug/kg	
142-28-9	1,3-Dichloropropane	ND	4.1	1.2	ug/kg	
108-20-3	Di-Isopropyl ether	ND	4.1	1.2	ug/kg	
594-20-7	2,2-Dichloropropane	ND	4.1	1.2	ug/kg	
124-48-1	Dibromochloromethane	ND	4.1	0.83	ug/kg	
75-71-8	Dichlorodifluoromethane	ND	4.1	0.83	ug/kg	
156-59-2	cis-1,2-Dichloroethylene	ND	4.1	1.2	ug/kg	
10061-01-5	cis-1,3-Dichloropropene	ND	4.1	1.2	ug/kg	
541-73-1	m-Dichlorobenzene	ND	4.1	1.2	ug/kg	
95-50-1	o-Dichlorobenzene	ND	4.1	1.2	ug/kg	
106-46-7	p-Dichlorobenzene	ND	4.1	1.2	ug/kg	

ND = Not detected MDL - Method Detection Limit

RL = Reporting Limit

E = Indicates value exceeds calibration range

J = Indicates an estimated value

B = Indicates analyte found in associated method blank

N = Indicates presumptive evidence of a compound

## Report of Analysis

<b>Client Sample ID:</b>	D21A-1.0	<b>Date Sampled:</b>	07/26/11
<b>Lab Sample ID:</b>	C17186-29	<b>Date Received:</b>	07/27/11
<b>Matrix:</b>	SO - Soil	<b>Percent Solids:</b>	n/a <sup>a</sup>
<b>Method:</b>	SW846 8260B		
<b>Project:</b>	Romic Soil Investigation(Romic EPA) - 2081 Bay Road,East Palo Alto,CA		

## VOA 8260 List

CAS No.	Compound	Result	RL	MDL	Units	Q
156-60-5	trans-1,2-Dichloroethylene	ND	4.1	1.2	ug/kg	
10061-02-6	trans-1,3-Dichloropropene	ND	4.1	1.2	ug/kg	
100-41-4	Ethylbenzene	10.2	4.1	1.2	ug/kg	
637-92-3	Ethyl tert-Butyl Ether	ND	4.1	1.2	ug/kg	
591-78-6	2-Hexanone	ND	33	4.1	ug/kg	
87-68-3	Hexachlorobutadiene	ND	4.1	0.83	ug/kg	
98-82-8	Isopropylbenzene	ND	4.1	1.2	ug/kg	
99-87-6	p-Isopropyltoluene	ND	4.1	1.2	ug/kg	
108-10-1	4-Methyl-2-pentanone	ND	33	12	ug/kg	
74-83-9	Methyl bromide	ND	4.1	2.1	ug/kg	
74-87-3	Methyl chloride	ND	4.1	1.2	ug/kg	
74-95-3	Methylene bromide	ND	4.1	2.1	ug/kg	
75-09-2	Methylene chloride	ND	21	13	ug/kg	
78-93-3	Methyl ethyl ketone	ND	33	9.9	ug/kg	
1634-04-4	Methyl Tert Butyl Ether	ND	4.1	0.83	ug/kg	
91-20-3	Naphthalene	ND	4.1	1.2	ug/kg	
103-65-1	n-Propylbenzene	ND	4.1	1.2	ug/kg	
100-42-5	Styrene	ND	4.1	0.83	ug/kg	
994-05-8	Tert-Amyl Methyl Ether	ND	4.1	0.99	ug/kg	
75-65-0	Tert Butyl Alcohol	39.6	33	8.3	ug/kg	
630-20-6	1,1,1,2-Tetrachloroethane	ND	4.1	0.83	ug/kg	
71-55-6	1,1,1-Trichloroethane	ND	4.1	1.2	ug/kg	
79-34-5	1,1,2,2-Tetrachloroethane	ND	4.1	0.83	ug/kg	
79-00-5	1,1,2-Trichloroethane	ND	4.1	0.83	ug/kg	
87-61-6	1,2,3-Trichlorobenzene	ND	4.1	1.2	ug/kg	
96-18-4	1,2,3-Trichloropropane	ND	4.1	1.2	ug/kg	
120-82-1	1,2,4-Trichlorobenzene	ND	4.1	1.2	ug/kg	
95-63-6	1,2,4-Trimethylbenzene	2.3	4.1	1.2	ug/kg	J
108-67-8	1,3,5-Trimethylbenzene	ND	4.1	1.2	ug/kg	
127-18-4	Tetrachloroethylene	ND	4.1	2.9	ug/kg	
108-88-3	Toluene	1.2	4.1	1.2	ug/kg	J
79-01-6	Trichloroethylene	ND	4.1	0.83	ug/kg	
75-69-4	Trichlorofluoromethane	ND	4.1	0.99	ug/kg	
75-01-4	Vinyl chloride	ND	4.1	2.1	ug/kg	
1330-20-7	Xylene (total)	26.2	8.3	3.3	ug/kg	

CAS No.	Surrogate Recoveries	Run# 1	Run# 2	Limits
1868-53-7	Dibromofluoromethane	94%		60-130%
2037-26-5	Toluene-D8	103%		60-130%

ND = Not detected MDL - Method Detection Limit

RL = Reporting Limit

E = Indicates value exceeds calibration range

J = Indicates an estimated value

B = Indicates analyte found in associated method blank

N = Indicates presumptive evidence of a compound

## Report of Analysis

<b>Client Sample ID:</b> D21A-1.0		<b>Date Sampled:</b> 07/26/11
<b>Lab Sample ID:</b> C17186-29		<b>Date Received:</b> 07/27/11
<b>Matrix:</b> SO - Soil		<b>Percent Solids:</b> n/a <sup>a</sup>
<b>Method:</b> SW846 8260B		
<b>Project:</b> Romic Soil Investigation(Romic EPA) - 2081 Bay Road, East Palo Alto, CA		

**VOA 8260 List**

CAS No.	Surrogate Recoveries	Run# 1	Run# 2	Limits
460-00-4	4-Bromofluorobenzene	99%		60-130%

(a) All results reported on wet weight basis.

ND = Not detected      MDL - Method Detection Limit  
 RL = Reporting Limit  
 E = Indicates value exceeds calibration range

J = Indicates an estimated value  
 B = Indicates analyte found in associated method blank  
 N = Indicates presumptive evidence of a compound

## Report of Analysis

<b>Client Sample ID:</b>	D21-3.5	<b>Date Sampled:</b>	07/26/11
<b>Lab Sample ID:</b>	C17186-30	<b>Date Received:</b>	07/27/11
<b>Matrix:</b>	SO - Soil	<b>Percent Solids:</b>	n/a <sup>a</sup>
<b>Method:</b>	SW846 8260B	<b>Project:</b> Romic Soil Investigation(Romic EPA) - 2081 Bay Road, East Palo Alto, CA	

Run #1	File ID	DF	Analyzed	By	Prep Date	Prep Batch	Analytical Batch
Run #1	M26344.D	1	08/06/11	TN	n/a	n/a	VM837
Run #2							

Run #1	Initial Weight	Final Volume	Methanol Aliquot
Run #1	7.67 g	5.0 ml	5.0 ul
Run #2			

## VOA 8260 List

CAS No.	Compound	Result	RL	MDL	Units	Q
67-64-1	Acetone	76300	65000	13000	ug/kg	
71-43-2	Benzene	ND	3300	980	ug/kg	
108-86-1	Bromobenzene	ND	3300	980	ug/kg	
74-97-5	Bromochloromethane	ND	3300	980	ug/kg	
75-27-4	Bromodichloromethane	ND	3300	650	ug/kg	
75-25-2	Bromoform	ND	3300	650	ug/kg	
104-51-8	n-Butylbenzene	ND	3300	980	ug/kg	
135-98-8	sec-Butylbenzene	ND	3300	980	ug/kg	
98-06-6	tert-Butylbenzene	ND	3300	980	ug/kg	
108-90-7	Chlorobenzene	ND	3300	980	ug/kg	
75-00-3	Chloroethane	ND	3300	980	ug/kg	
67-66-3	Chloroform	ND	3300	980	ug/kg	
95-49-8	o-Chlorotoluene	ND	3300	980	ug/kg	
106-43-4	p-Chlorotoluene	ND	3300	980	ug/kg	
56-23-5	Carbon tetrachloride	ND	3300	650	ug/kg	
75-34-3	1,1-Dichloroethane	ND	3300	650	ug/kg	
75-35-4	1,1-Dichloroethylene	ND	3300	980	ug/kg	
563-58-6	1,1-Dichloropropene	ND	3300	980	ug/kg	
96-12-8	1,2-Dibromo-3-chloropropane	ND	3300	650	ug/kg	
106-93-4	1,2-Dibromoethane	ND	3300	650	ug/kg	
107-06-2	1,2-Dichloroethane	ND	3300	980	ug/kg	
78-87-5	1,2-Dichloropropane	ND	3300	980	ug/kg	
142-28-9	1,3-Dichloropropane	ND	3300	980	ug/kg	
108-20-3	Di-Isopropyl ether	ND	3300	980	ug/kg	
594-20-7	2,2-Dichloropropane	ND	3300	980	ug/kg	
124-48-1	Dibromochloromethane	ND	3300	650	ug/kg	
75-71-8	Dichlorodifluoromethane	ND	3300	650	ug/kg	
156-59-2	cis-1,2-Dichloroethylene	ND	3300	980	ug/kg	
10061-01-5	cis-1,3-Dichloropropene	ND	3300	980	ug/kg	
541-73-1	m-Dichlorobenzene	ND	3300	980	ug/kg	
95-50-1	o-Dichlorobenzene	ND	3300	980	ug/kg	
106-46-7	p-Dichlorobenzene	ND	3300	980	ug/kg	

ND = Not detected MDL - Method Detection Limit

RL = Reporting Limit

E = Indicates value exceeds calibration range

J = Indicates an estimated value

B = Indicates analyte found in associated method blank

N = Indicates presumptive evidence of a compound

## Report of Analysis

<b>Client Sample ID:</b>	D21-3.5	<b>Date Sampled:</b>	07/26/11
<b>Lab Sample ID:</b>	C17186-30	<b>Date Received:</b>	07/27/11
<b>Matrix:</b>	SO - Soil	<b>Percent Solids:</b>	n/a <sup>a</sup>
<b>Method:</b>	SW846 8260B		
<b>Project:</b>	Romic Soil Investigation(Romic EPA) - 2081 Bay Road,East Palo Alto,CA		

## VOA 8260 List

CAS No.	Compound	Result	RL	MDL	Units	Q
156-60-5	trans-1,2-Dichloroethylene	ND	3300	980	ug/kg	
10061-02-6	trans-1,3-Dichloropropene	ND	3300	980	ug/kg	
100-41-4	Ethylbenzene	6060	3300	980	ug/kg	
637-92-3	Ethyl tert-Butyl Ether	ND	3300	980	ug/kg	
591-78-6	2-Hexanone	ND	26000	3300	ug/kg	
87-68-3	Hexachlorobutadiene	ND	3300	650	ug/kg	
98-82-8	Isopropylbenzene	ND	3300	980	ug/kg	
99-87-6	p-Isopropyltoluene	ND	3300	980	ug/kg	
108-10-1	4-Methyl-2-pentanone	12200	26000	9800	ug/kg	J
74-83-9	Methyl bromide	ND	3300	1600	ug/kg	
74-87-3	Methyl chloride	ND	3300	980	ug/kg	
74-95-3	Methylene bromide	ND	3300	1600	ug/kg	
75-09-2	Methylene chloride	ND	16000	10000	ug/kg	
78-93-3	Methyl ethyl ketone	225000	26000	7800	ug/kg	
1634-04-4	Methyl Tert Butyl Ether	ND	3300	650	ug/kg	
91-20-3	Naphthalene	5130	3300	980	ug/kg	
103-65-1	n-Propylbenzene	ND	3300	980	ug/kg	
100-42-5	Styrene	ND	3300	650	ug/kg	
994-05-8	Tert-Amyl Methyl Ether	ND	3300	780	ug/kg	
75-65-0	Tert Butyl Alcohol	ND	26000	6500	ug/kg	
630-20-6	1,1,1,2-Tetrachloroethane	ND	3300	650	ug/kg	
71-55-6	1,1,1-Trichloroethane	ND	3300	980	ug/kg	
79-34-5	1,1,2,2-Tetrachloroethane	ND	3300	650	ug/kg	
79-00-5	1,1,2-Trichloroethane	ND	3300	650	ug/kg	
87-61-6	1,2,3-Trichlorobenzene	ND	3300	980	ug/kg	
96-18-4	1,2,3-Trichloropropane	ND	3300	980	ug/kg	
120-82-1	1,2,4-Trichlorobenzene	ND	3300	980	ug/kg	
95-63-6	1,2,4-Trimethylbenzene	6850	3300	980	ug/kg	
108-67-8	1,3,5-Trimethylbenzene	1450	3300	980	ug/kg	J
127-18-4	Tetrachloroethylene	ND	3300	2300	ug/kg	
108-88-3	Toluene	10900	3300	980	ug/kg	
79-01-6	Trichloroethylene	855	3300	650	ug/kg	J
75-69-4	Trichlorofluoromethane	ND	3300	780	ug/kg	
75-01-4	Vinyl chloride	ND	3300	1600	ug/kg	
1330-20-7	Xylene (total)	27100	6500	2600	ug/kg	

CAS No.	Surrogate Recoveries	Run# 1	Run# 2	Limits
1868-53-7	Dibromofluoromethane	89%		60-130%
2037-26-5	Toluene-D8	102%		60-130%

ND = Not detected MDL - Method Detection Limit

RL = Reporting Limit

E = Indicates value exceeds calibration range

J = Indicates an estimated value

B = Indicates analyte found in associated method blank

N = Indicates presumptive evidence of a compound

## Report of Analysis

<b>Client Sample ID:</b> D21-3.5		<b>Date Sampled:</b> 07/26/11
<b>Lab Sample ID:</b> C17186-30		<b>Date Received:</b> 07/27/11
<b>Matrix:</b> SO - Soil		<b>Percent Solids:</b> n/a <sup>a</sup>
<b>Method:</b> SW846 8260B		
<b>Project:</b> Romic Soil Investigation(Romic EPA) - 2081 Bay Road, East Palo Alto, CA		

**VOA 8260 List**

CAS No.	Surrogate Recoveries	Run# 1	Run# 2	Limits
460-00-4	4-Bromofluorobenzene	98%		60-130%

(a) All results reported on wet weight basis.

ND = Not detected      MDL - Method Detection Limit  
 RL = Reporting Limit  
 E = Indicates value exceeds calibration range

J = Indicates an estimated value  
 B = Indicates analyte found in associated method blank  
 N = Indicates presumptive evidence of a compound

## Report of Analysis

<b>Client Sample ID:</b>	D22-1.0	<b>Date Sampled:</b>	07/26/11
<b>Lab Sample ID:</b>	C17186-31	<b>Date Received:</b>	07/27/11
<b>Matrix:</b>	SO - Soil	<b>Percent Solids:</b>	n/a <sup>a</sup>
<b>Method:</b>	SW846 8260B	<b>Project:</b> Romic Soil Investigation(Romic EPA) - 2081 Bay Road, East Palo Alto, CA	

Run #	File ID	DF	Analyzed	By	Prep Date	Prep Batch	Analytical Batch
Run #1	M26345.D	1	08/06/11	TN	n/a	n/a	VM837
Run #2							

Run #	Initial Weight	Final Volume	Methanol Aliquot
Run #1	7.17 g	5.0 ml	100 ul
Run #2			

## VOA 8260 List

CAS No.	Compound	Result	RL	MDL	Units	Q
67-64-1	Acetone	ND	3500	700	ug/kg	
71-43-2	Benzene	ND	170	52	ug/kg	
108-86-1	Bromobenzene	ND	170	52	ug/kg	
74-97-5	Bromochloromethane	ND	170	52	ug/kg	
75-27-4	Bromodichloromethane	ND	170	35	ug/kg	
75-25-2	Bromoform	ND	170	35	ug/kg	
104-51-8	n-Butylbenzene	ND	170	52	ug/kg	
135-98-8	sec-Butylbenzene	ND	170	52	ug/kg	
98-06-6	tert-Butylbenzene	ND	170	52	ug/kg	
108-90-7	Chlorobenzene	ND	170	52	ug/kg	
75-00-3	Chloroethane	ND	170	52	ug/kg	
67-66-3	Chloroform	ND	170	52	ug/kg	
95-49-8	o-Chlorotoluene	ND	170	52	ug/kg	
106-43-4	p-Chlorotoluene	ND	170	52	ug/kg	
56-23-5	Carbon tetrachloride	ND	170	35	ug/kg	
75-34-3	1,1-Dichloroethane	ND	170	35	ug/kg	
75-35-4	1,1-Dichloroethylene	ND	170	52	ug/kg	
563-58-6	1,1-Dichloropropene	ND	170	52	ug/kg	
96-12-8	1,2-Dibromo-3-chloropropane	ND	170	35	ug/kg	
106-93-4	1,2-Dibromoethane	ND	170	35	ug/kg	
107-06-2	1,2-Dichloroethane	ND	170	52	ug/kg	
78-87-5	1,2-Dichloropropane	ND	170	52	ug/kg	
142-28-9	1,3-Dichloropropane	ND	170	52	ug/kg	
108-20-3	Di-Isopropyl ether	ND	170	52	ug/kg	
594-20-7	2,2-Dichloropropane	ND	170	52	ug/kg	
124-48-1	Dibromochloromethane	ND	170	35	ug/kg	
75-71-8	Dichlorodifluoromethane	ND	170	35	ug/kg	
156-59-2	cis-1,2-Dichloroethylene	85.7	170	52	ug/kg	J
10061-01-5	cis-1,3-Dichloropropene	ND	170	52	ug/kg	
541-73-1	m-Dichlorobenzene	ND	170	52	ug/kg	
95-50-1	o-Dichlorobenzene	ND	170	52	ug/kg	
106-46-7	p-Dichlorobenzene	ND	170	52	ug/kg	

ND = Not detected MDL - Method Detection Limit

RL = Reporting Limit

E = Indicates value exceeds calibration range

J = Indicates an estimated value

B = Indicates analyte found in associated method blank

N = Indicates presumptive evidence of a compound

## Report of Analysis

<b>Client Sample ID:</b>	D22-1.0	<b>Date Sampled:</b>	07/26/11
<b>Lab Sample ID:</b>	C17186-31	<b>Date Received:</b>	07/27/11
<b>Matrix:</b>	SO - Soil	<b>Percent Solids:</b>	n/a <sup>a</sup>
<b>Method:</b>	SW846 8260B		
<b>Project:</b>	Romic Soil Investigation(Romic EPA) - 2081 Bay Road,East Palo Alto,CA		

## VOA 8260 List

CAS No.	Compound	Result	RL	MDL	Units	Q
156-60-5	trans-1,2-Dichloroethylene	ND	170	52	ug/kg	
10061-02-6	trans-1,3-Dichloropropene	ND	170	52	ug/kg	
100-41-4	Ethylbenzene	172	170	52	ug/kg	
637-92-3	Ethyl tert-Butyl Ether	ND	170	52	ug/kg	
591-78-6	2-Hexanone	ND	1400	170	ug/kg	
87-68-3	Hexachlorobutadiene	ND	170	35	ug/kg	
98-82-8	Isopropylbenzene	ND	170	52	ug/kg	
99-87-6	p-Isopropyltoluene	ND	170	52	ug/kg	
108-10-1	4-Methyl-2-pentanone	954	1400	520	ug/kg	J
74-83-9	Methyl bromide	ND	170	87	ug/kg	
74-87-3	Methyl chloride	ND	170	52	ug/kg	
74-95-3	Methylene bromide	ND	170	87	ug/kg	
75-09-2	Methylene chloride	ND	870	560	ug/kg	
78-93-3	Methyl ethyl ketone	1570	1400	420	ug/kg	
1634-04-4	Methyl Tert Butyl Ether	ND	170	35	ug/kg	
91-20-3	Naphthalene	ND	170	52	ug/kg	
103-65-1	n-Propylbenzene	ND	170	52	ug/kg	
100-42-5	Styrene	ND	170	35	ug/kg	
994-05-8	Tert-Amyl Methyl Ether	ND	170	42	ug/kg	
75-65-0	Tert Butyl Alcohol	ND	1400	350	ug/kg	
630-20-6	1,1,1,2-Tetrachloroethane	ND	170	35	ug/kg	
71-55-6	1,1,1-Trichloroethane	ND	170	52	ug/kg	
79-34-5	1,1,2,2-Tetrachloroethane	ND	170	35	ug/kg	
79-00-5	1,1,2-Trichloroethane	ND	170	35	ug/kg	
87-61-6	1,2,3-Trichlorobenzene	ND	170	52	ug/kg	
96-18-4	1,2,3-Trichloropropane	ND	170	52	ug/kg	
120-82-1	1,2,4-Trichlorobenzene	ND	170	52	ug/kg	
95-63-6	1,2,4-Trimethylbenzene	ND	170	52	ug/kg	
108-67-8	1,3,5-Trimethylbenzene	ND	170	52	ug/kg	
127-18-4	Tetrachloroethylene	ND	170	120	ug/kg	
108-88-3	Toluene	1540	170	52	ug/kg	
79-01-6	Trichloroethylene	121	170	35	ug/kg	J
75-69-4	Trichlorofluoromethane	ND	170	42	ug/kg	
75-01-4	Vinyl chloride	ND	170	87	ug/kg	
1330-20-7	Xylene (total)	872	350	140	ug/kg	

CAS No.	Surrogate Recoveries	Run# 1	Run# 2	Limits
1868-53-7	Dibromofluoromethane	86%		60-130%
2037-26-5	Toluene-D8	102%		60-130%

ND = Not detected MDL - Method Detection Limit

RL = Reporting Limit

E = Indicates value exceeds calibration range

J = Indicates an estimated value

B = Indicates analyte found in associated method blank

N = Indicates presumptive evidence of a compound



## Report of Analysis

<b>Client Sample ID:</b>	D22-1.0	
<b>Lab Sample ID:</b>	C17186-31	<b>Date Sampled:</b> 07/26/11
<b>Matrix:</b>	SO - Soil	<b>Date Received:</b> 07/27/11
<b>Method:</b>	SW846 8260B	<b>Percent Solids:</b> n/a <sup>a</sup>
<b>Project:</b>	Romic Soil Investigation(Romic EPA) - 2081 Bay Road, East Palo Alto, CA	

### VOA 8260 List

CAS No.	Surrogate Recoveries	Run# 1	Run# 2	Limits
460-00-4	4-Bromofluorobenzene	97%		60-130%

(a) All results reported on wet weight basis.

ND = Not detected      MDL - Method Detection Limit  
 RL = Reporting Limit  
 E = Indicates value exceeds calibration range

J = Indicates an estimated value  
 B = Indicates analyte found in associated method blank  
 N = Indicates presumptive evidence of a compound

## Report of Analysis

<b>Client Sample ID:</b>	D22-1.0	<b>Date Sampled:</b>	07/26/11
<b>Lab Sample ID:</b>	C17186-31	<b>Date Received:</b>	07/27/11
<b>Matrix:</b>	SO - Soil	<b>Percent Solids:</b>	n/a <sup>a</sup>
<b>Method:</b>	SW846 8270C SW846 3550B	<b>Project:</b> Romic Soil Investigation(Romic EPA) - 2081 Bay Road, East Palo Alto, CA	

Run #	File ID	DF	Analyzed	By	Prep Date	Prep Batch	Analytical Batch
Run #1 <sup>b</sup>	Y9112.D	2	07/30/11	MT	07/29/11	OP4332	EY434
Run #2							

Run #	Initial Weight	Final Volume
Run #1	10.0 g	1.0 ml
Run #2		

## ABN Full List

CAS No.	Compound	Result	RL	MDL	Units	Q
65-85-0	Benzoic acid	ND	2000	1800	ug/kg	
95-57-8	2-Chlorophenol	ND	2000	1400	ug/kg	
59-50-7	4-Chloro-3-methyl phenol	ND	1000	840	ug/kg	
120-83-2	2,4-Dichlorophenol	ND	1000	280	ug/kg	
105-67-9	2,4-Dimethylphenol	ND	1000	300	ug/kg	
51-28-5	2,4-Dinitrophenol	ND	5000	1700	ug/kg	
534-52-1	4,6-Dinitro-o-cresol	ND	4000	2100	ug/kg	
95-48-7	2-Methylphenol	ND	1000	340	ug/kg	
	3&4-Methylphenol	ND	1000	300	ug/kg	
88-75-5	2-Nitrophenol	ND	1000	260	ug/kg	
100-02-7	4-Nitrophenol	ND	4000	2500	ug/kg	
87-86-5	Pentachlorophenol	ND	1000	840	ug/kg	
108-95-2	Phenol	ND	4000	2600	ug/kg	
95-95-4	2,4,5-Trichlorophenol	ND	1000	240	ug/kg	
88-06-2	2,4,6-Trichlorophenol	ND	1000	320	ug/kg	
83-32-9	Acenaphthene	ND	2000	1000	ug/kg	
208-96-8	Acenaphthylene	ND	1000	400	ug/kg	
62-53-3	Aniline	ND	1000	280	ug/kg	
120-12-7	Anthracene	ND	1000	200	ug/kg	
103-33-3	Azobenzene	ND	1000	340	ug/kg	
92-87-5	Benzidine	ND	5000	1500	ug/kg	
56-55-3	Benzo(a)anthracene	ND	1000	140	ug/kg	
50-32-8	Benzo(a)pyrene	ND	1000	180	ug/kg	
205-99-2	Benzo(b)fluoranthene	ND	1000	120	ug/kg	
191-24-2	Benzo(g,h,i)perylene	ND	1000	300	ug/kg	
207-08-9	Benzo(k)fluoranthene	ND	1000	240	ug/kg	
101-55-3	4-Bromophenyl phenyl ether	ND	1000	300	ug/kg	
85-68-7	Butyl benzyl phthalate	ND	1000	220	ug/kg	
100-51-6	Benzyl Alcohol	ND	2000	320	ug/kg	
91-58-7	2-Chloronaphthalene	ND	1000	360	ug/kg	
106-47-8	4-Chloroaniline	ND	1000	280	ug/kg	
86-74-8	Carbazole	ND	1000	160	ug/kg	

ND = Not detected MDL - Method Detection Limit

RL = Reporting Limit

E = Indicates value exceeds calibration range

J = Indicates an estimated value

B = Indicates analyte found in associated method blank

N = Indicates presumptive evidence of a compound

## Report of Analysis

<b>Client Sample ID:</b>	D22-1.0	<b>Date Sampled:</b>	07/26/11
<b>Lab Sample ID:</b>	C17186-31	<b>Date Received:</b>	07/27/11
<b>Matrix:</b>	SO - Soil	<b>Percent Solids:</b>	n/a <sup>a</sup>
<b>Method:</b>	SW846 8270C SW846 3550B		
<b>Project:</b>	Romic Soil Investigation(Romic EPA) - 2081 Bay Road, East Palo Alto, CA		

## ABN Full List

CAS No.	Compound	Result	RL	MDL	Units	Q
218-01-9	Chrysene	ND	1000	200	ug/kg	
111-91-1	bis(2-Chloroethoxy)methane	ND	1000	360	ug/kg	
111-44-4	bis(2-Chloroethyl)ether	ND	1000	460	ug/kg	
108-60-1	bis(2-Chloroisopropyl)ether	ND	1000	540	ug/kg	
7005-72-3	4-Chlorophenyl phenyl ether	ND	1000	380	ug/kg	
95-50-1	1,2-Dichlorobenzene	ND	1000	320	ug/kg	
541-73-1	1,3-Dichlorobenzene	ND	1000	300	ug/kg	
106-46-7	1,4-Dichlorobenzene	ND	1000	840	ug/kg	
121-14-2	2,4-Dinitrotoluene	ND	1000	920	ug/kg	
606-20-2	2,6-Dinitrotoluene	ND	2000	640	ug/kg	
91-94-1	3,3'-Dichlorobenzidine	ND	5000	280	ug/kg	
53-70-3	Dibenzo(a,h)anthracene	ND	1000	260	ug/kg	
132-64-9	Dibenzofuran	ND	1000	320	ug/kg	
122-39-4	Diphenylamine	ND	1000	240	ug/kg	
84-74-2	Di-n-butyl phthalate	ND	1000	200	ug/kg	
117-84-0	Di-n-octyl phthalate	ND	1000	260	ug/kg	
84-66-2	Diethyl phthalate	ND	1000	340	ug/kg	
131-11-3	Dimethyl phthalate	ND	1000	360	ug/kg	
117-81-7	bis(2-Ethylhexyl)phthalate	ND	1000	440	ug/kg	
206-44-0	Fluoranthene	ND	1000	200	ug/kg	
86-73-7	Fluorene	ND	1000	360	ug/kg	
118-74-1	Hexachlorobenzene	ND	1000	260	ug/kg	
87-68-3	Hexachlorobutadiene	ND	1000	380	ug/kg	
77-47-4	Hexachlorocyclopentadiene	ND	1000	280	ug/kg	
67-72-1	Hexachloroethane	ND	1000	320	ug/kg	
193-39-5	Indeno(1,2,3-cd)pyrene	ND	1000	280	ug/kg	
78-59-1	Isophorone	ND	1000	340	ug/kg	
90-12-0	1-Methylnaphthalene	ND	1000	320	ug/kg	
91-57-6	2-Methylnaphthalene	ND	1000	320	ug/kg	
88-74-4	2-Nitroaniline	ND	1000	240	ug/kg	
99-09-2	3-Nitroaniline	ND	1000	240	ug/kg	
100-01-6	4-Nitroaniline	ND	1000	600	ug/kg	
91-20-3	Naphthalene	ND	1000	340	ug/kg	
98-95-3	Nitrobenzene	ND	1000	320	ug/kg	
62-75-9	N-Nitrosodimethylamine	ND	10000	4400	ug/kg	
621-64-7	N-Nitroso-di-n-propylamine	ND	2000	1100	ug/kg	
85-01-8	Phenanthrene	ND	1000	220	ug/kg	
129-00-0	Pyrene	ND	2000	1400	ug/kg	
110-86-1	Pyridine	ND	4000	440	ug/kg	
120-82-1	1,2,4-Trichlorobenzene	ND	1000	680	ug/kg	

ND = Not detected MDL - Method Detection Limit

RL = Reporting Limit

E = Indicates value exceeds calibration range

J = Indicates an estimated value

B = Indicates analyte found in associated method blank

N = Indicates presumptive evidence of a compound

## Report of Analysis

<b>Client Sample ID:</b>	D22-1.0	
<b>Lab Sample ID:</b>	C17186-31	<b>Date Sampled:</b> 07/26/11
<b>Matrix:</b>	SO - Soil	<b>Date Received:</b> 07/27/11
<b>Method:</b>	SW846 8270C SW846 3550B	<b>Percent Solids:</b> n/a <sup>a</sup>
<b>Project:</b>	Romic Soil Investigation(Romic EPA) - 2081 Bay Road, East Palo Alto, CA	

### ABN Full List

CAS No.	Surrogate Recoveries	Run# 1	Run# 2	Limits
367-12-4	2-Fluorophenol	50%		20-100%
4165-62-2	Phenol-d5	56%		20-100%
118-79-6	2,4,6-Tribromophenol	85%		30-100%
4165-60-0	Nitrobenzene-d5	48%		20-100%
321-60-8	2-Fluorobiphenyl	57%		20-106%
1718-51-0	Terphenyl-d14	93%		55-130%

- (a) All results reported on wet weight basis.
- (b) Dilution required due to matrix interference; non-target hydrocarbons.

ND = Not detected      MDL - Method Detection Limit  
 RL = Reporting Limit  
 E = Indicates value exceeds calibration range

J = Indicates an estimated value  
 B = Indicates analyte found in associated method blank  
 N = Indicates presumptive evidence of a compound

## Report of Analysis

<b>Client Sample ID:</b> D22-1.0		<b>Date Sampled:</b> 07/26/11
<b>Lab Sample ID:</b> C17186-31		<b>Date Received:</b> 07/27/11
<b>Matrix:</b> SO - Soil		<b>Percent Solids:</b> n/a <sup>a</sup>
<b>Method:</b> SW846 8015B		
<b>Project:</b> Romic Soil Investigation(Romic EPA) - 2081 Bay Road, East Palo Alto, CA		

Run #	File ID	DF	Analyzed	By	Prep Date	Prep Batch	Analytical Batch
Run #1	JK21767.D	1	08/08/11	TT	n/a	n/a	GJK896
Run #2							

Run #	Initial Weight
Run #1	5.23 g
Run #2	

**TPH Volatiles**

CAS No.	Compound	Result	RL	MDL	Units	Q
	TPH-GRO (C6-C10)	0.286	0.096	0.048	mg/kg	
CAS No.	Surrogate Recoveries	Run# 1	Run# 2	Limits		
98-08-8	aaa-Trifluorotoluene	109%		60-157%		

(a) All results reported on wet weight basis.

ND = Not detected      MDL - Method Detection Limit  
 RL = Reporting Limit  
 E = Indicates value exceeds calibration range

J = Indicates an estimated value  
 B = Indicates analyte found in associated method blank  
 N = Indicates presumptive evidence of a compound

## Report of Analysis

<b>Client Sample ID:</b>	D22-1.0	<b>Date Sampled:</b>	07/26/11
<b>Lab Sample ID:</b>	C17186-31	<b>Date Received:</b>	07/27/11
<b>Matrix:</b>	SO - Soil	<b>Percent Solids:</b>	n/a <sup>a</sup>
<b>Method:</b>	SW846 8081A SW846 3545A	<b>Project:</b> Romic Soil Investigation(Romic EPA) - 2081 Bay Road, East Palo Alto, CA	

Run #	File ID	DF	Analyzed	By	Prep Date	Prep Batch	Analytical Batch
Run #1 <sup>b</sup>	OO23011.D	5	07/31/11	RV	07/28/11	OP4315	G00733
Run #2							

Run #	Initial Weight	Final Volume
Run #1	10.0 g	10.0 ml
Run #2		

## Pesticide PPL List

CAS No.	Compound	Result	RL	MDL	Units	Q
309-00-2	Aldrin	ND	130	50	ug/kg	
319-84-6	alpha-BHC	ND	130	55	ug/kg	
319-85-7	beta-BHC	ND	130	18	ug/kg	
319-86-8	delta-BHC	ND	130	18	ug/kg	
58-89-9	gamma-BHC (Lindane)	ND	130	38	ug/kg	
12789-03-6	Chlordane	ND	500	500	ug/kg	
60-57-1	Dieldrin	ND	130	15	ug/kg	
72-54-8	4,4' -DDD	ND	130	18	ug/kg	
72-55-9	4,4' -DDE	ND	130	15	ug/kg	
50-29-3	4,4' -DDT	ND	130	15	ug/kg	
72-20-8	Endrin	ND	130	15	ug/kg	
7421-93-4	Endrin aldehyde	ND	130	30	ug/kg	
959-98-8	Endosulfan-I	ND	130	18	ug/kg	
33213-65-9	Endosulfan-II	ND	130	18	ug/kg	
1031-07-8	Endosulfan sulfate	ND	130	40	ug/kg	
76-44-8	Heptachlor	ND	130	30	ug/kg	
1024-57-3	Heptachlor epoxide	ND	130	20	ug/kg	
72-43-5	Methoxychlor	ND	130	18	ug/kg	
8001-35-2	Toxaphene	ND	500	500	ug/kg	

CAS No.	Surrogate Recoveries	Run# 1	Run# 2	Limits
877-09-8	Tetrachloro-m-xylene	67%		35-132%
877-09-8	Tetrachloro-m-xylene	81%		35-132%
2051-24-3	Decachlorobiphenyl	88%		35-132%
2051-24-3	Decachlorobiphenyl	101%		35-132%

(a) All results reported on wet weight basis.

(b) Reporting limits raised due to high concentration of non-target compounds (hydrocarbons).

ND = Not detected MDL - Method Detection Limit

RL = Reporting Limit

E = Indicates value exceeds calibration range

J = Indicates an estimated value

B = Indicates analyte found in associated method blank

N = Indicates presumptive evidence of a compound

## Report of Analysis

<b>Client Sample ID:</b> D22-1.0	
<b>Lab Sample ID:</b> C17186-31	<b>Date Sampled:</b> 07/26/11
<b>Matrix:</b> SO - Soil	<b>Date Received:</b> 07/27/11
<b>Method:</b> SW846 8082 SW846 3545A	<b>Percent Solids:</b> n/a <sup>a</sup>
<b>Project:</b> Romic Soil Investigation(Romic EPA) - 2081 Bay Road, East Palo Alto, CA	

Run #1	File ID	DF	Analyzed	By	Prep Date	Prep Batch	Analytical Batch
Run #1	PP20535.D	1	07/28/11	RV	07/28/11	OP4316	GPP694
Run #2							

Run #1	Initial Weight	Final Volume
Run #1	10.0 g	10.0 ml
Run #2		

### PCB List

CAS No.	Compound	Result	RL	MDL	Units	Q
12674-11-2	Aroclor 1016	ND	100	17	ug/kg	
11104-28-2	Aroclor 1221	ND	100	50	ug/kg	
11141-16-5	Aroclor 1232	ND	100	50	ug/kg	
53469-21-9	Aroclor 1242	ND	100	50	ug/kg	
12672-29-6	Aroclor 1248	ND	100	50	ug/kg	
11097-69-1	Aroclor 1254	ND	100	50	ug/kg	
11096-82-5	Aroclor 1260	ND	100	20	ug/kg	

CAS No.	Surrogate Recoveries	Run# 1	Run# 2	Limits
877-09-8	Tetrachloro-m-xylene	74%		45-108%
877-09-8	Tetrachloro-m-xylene	75%		45-108%
2051-24-3	Decachlorobiphenyl	99%		54-121%
2051-24-3	Decachlorobiphenyl	86%		54-121%

(a) All results reported on wet weight basis.

ND = Not detected      MDL - Method Detection Limit  
 RL = Reporting Limit  
 E = Indicates value exceeds calibration range

J = Indicates an estimated value  
 B = Indicates analyte found in associated method blank  
 N = Indicates presumptive evidence of a compound

## Report of Analysis

<b>Client Sample ID:</b> D22-1.0		<b>Date Sampled:</b> 07/26/11
<b>Lab Sample ID:</b> C17186-31		<b>Date Received:</b> 07/27/11
<b>Matrix:</b> SO - Soil		<b>Percent Solids:</b> n/a <sup>a</sup>
<b>Method:</b> SW846 8015B M SW846 3545A		
<b>Project:</b> Romic Soil Investigation(Romic EPA) - 2081 Bay Road, East Palo Alto, CA		

Run #	File ID	DF	Analyzed	By	Prep Date	Prep Batch	Analytical Batch
Run #1	HH15686.D	1	07/30/11	JH	07/28/11	OP4318	GHH532
Run #2							

Run #	Initial Weight	Final Volume
Run #1	10.0 g	1.0 ml
Run #2		

**TPH Extractable w/ Silica Gel Cleanup**

CAS No.	Compound	Result	RL	MDL	Units	Q
	TPH (C10-C28)	21.4	10	5.0	mg/kg	
	TPH (> C28-C40)	72.9	20	10	mg/kg	

CAS No.	Surrogate Recoveries	Run# 1	Run# 2	Limits
630-01-3	Hexacosane	76%		45-140%

(a) All results reported on wet weight basis.

ND = Not detected      MDL - Method Detection Limit  
 RL = Reporting Limit  
 E = Indicates value exceeds calibration range

J = Indicates an estimated value  
 B = Indicates analyte found in associated method blank  
 N = Indicates presumptive evidence of a compound



## Report of Analysis

<b>Client Sample ID:</b> D22-1.0	<b>Date Sampled:</b> 07/26/11
<b>Lab Sample ID:</b> C17186-31	<b>Date Received:</b> 07/27/11
<b>Matrix:</b> SO - Soil	<b>Percent Solids:</b> n/a <sup>a</sup>
<b>Project:</b> Romic Soil Investigation(Romic EPA) - 2081 Bay Road, East Palo Alto, CA	

## Metals Analysis

Analyte	Result	RL	Units	DF	Prep	Analyzed By	Method	Prep Method
Antimony	< 1.8	1.8	mg/kg	1	07/28/11	07/30/11 RS	SW846 6010B <sup>1</sup>	SW846 3050B <sup>4</sup>
Arsenic	4.8	1.8	mg/kg	1	07/28/11	07/30/11 RS	SW846 6010B <sup>1</sup>	SW846 3050B <sup>4</sup>
Barium	154	18	mg/kg	1	07/28/11	07/30/11 RS	SW846 6010B <sup>1</sup>	SW846 3050B <sup>4</sup>
Beryllium	< 0.91	0.91	mg/kg	1	07/28/11	08/02/11 RS	SW846 6010B <sup>3</sup>	SW846 3050B <sup>4</sup>
Cadmium	< 0.91	0.91	mg/kg	1	07/28/11	07/30/11 RS	SW846 6010B <sup>1</sup>	SW846 3050B <sup>4</sup>
Chromium	34.0	0.91	mg/kg	1	07/28/11	07/30/11 RS	SW846 6010B <sup>1</sup>	SW846 3050B <sup>4</sup>
Cobalt	8.5	0.91	mg/kg	1	07/28/11	07/30/11 RS	SW846 6010B <sup>1</sup>	SW846 3050B <sup>4</sup>
Copper	16.0	2.3	mg/kg	1	07/28/11	07/30/11 RS	SW846 6010B <sup>1</sup>	SW846 3050B <sup>4</sup>
Lead	11.8	1.8	mg/kg	1	07/28/11	07/30/11 RS	SW846 6010B <sup>1</sup>	SW846 3050B <sup>4</sup>
Mercury	0.064	0.042	mg/kg	1	07/29/11	07/30/11 PH	SW846 7471A <sup>2</sup>	SW846 7471A <sup>5</sup>
Molybdenum	< 1.8	1.8	mg/kg	1	07/28/11	07/30/11 RS	SW846 6010B <sup>1</sup>	SW846 3050B <sup>4</sup>
Nickel	34.8	0.91	mg/kg	1	07/28/11	07/30/11 RS	SW846 6010B <sup>1</sup>	SW846 3050B <sup>4</sup>
Selenium	< 1.8	1.8	mg/kg	1	07/28/11	07/30/11 RS	SW846 6010B <sup>1</sup>	SW846 3050B <sup>4</sup>
Silver <sup>b</sup>	< 4.5	4.5	mg/kg	5	07/28/11	07/30/11 RS	SW846 6010B <sup>1</sup>	SW846 3050B <sup>4</sup>
Thallium <sup>b</sup>	< 9.1	9.1	mg/kg	5	07/28/11	07/30/11 RS	SW846 6010B <sup>1</sup>	SW846 3050B <sup>4</sup>
Vanadium	37.0	0.91	mg/kg	1	07/28/11	07/30/11 RS	SW846 6010B <sup>1</sup>	SW846 3050B <sup>4</sup>
Zinc	52.5	1.8	mg/kg	1	07/28/11	07/30/11 RS	SW846 6010B <sup>1</sup>	SW846 3050B <sup>4</sup>

(1) Instrument QC Batch: MA2014

(2) Instrument QC Batch: MA2017

(3) Instrument QC Batch: MA2018

(4) Prep QC Batch: MP3776

(5) Prep QC Batch: MP3784

(a) All results reported on wet weight basis.

(b) Elevated reporting limit(s) due to matrix interference.

RL = Reporting Limit

## Report of Analysis

<b>Client Sample ID:</b>	D22A-1.0	<b>Date Sampled:</b>	07/26/11
<b>Lab Sample ID:</b>	C17186-32	<b>Date Received:</b>	07/27/11
<b>Matrix:</b>	SO - Soil	<b>Percent Solids:</b>	n/a <sup>a</sup>
<b>Method:</b>	SW846 8260B	<b>Project:</b> Romic Soil Investigation(Romic EPA) - 2081 Bay Road, East Palo Alto, CA	

Run #	File ID	DF	Analyzed	By	Prep Date	Prep Batch	Analytical Batch
Run #1	M26346.D	1	08/06/11	TN	n/a	n/a	VM837
Run #2							

Run #	Initial Weight	Final Volume	Methanol Aliquot
Run #1	5.92 g	5.0 ml	100 ul
Run #2			

## VOA 8260 List

CAS No.	Compound	Result	RL	MDL	Units	Q
67-64-1	Acetone	ND	4200	840	ug/kg	
71-43-2	Benzene	ND	210	63	ug/kg	
108-86-1	Bromobenzene	ND	210	63	ug/kg	
74-97-5	Bromochloromethane	ND	210	63	ug/kg	
75-27-4	Bromodichloromethane	ND	210	42	ug/kg	
75-25-2	Bromoform	ND	210	42	ug/kg	
104-51-8	n-Butylbenzene	ND	210	63	ug/kg	
135-98-8	sec-Butylbenzene	ND	210	63	ug/kg	
98-06-6	tert-Butylbenzene	ND	210	63	ug/kg	
108-90-7	Chlorobenzene	ND	210	63	ug/kg	
75-00-3	Chloroethane	ND	210	63	ug/kg	
67-66-3	Chloroform	ND	210	63	ug/kg	
95-49-8	o-Chlorotoluene	ND	210	63	ug/kg	
106-43-4	p-Chlorotoluene	ND	210	63	ug/kg	
56-23-5	Carbon tetrachloride	ND	210	42	ug/kg	
75-34-3	1,1-Dichloroethane	ND	210	42	ug/kg	
75-35-4	1,1-Dichloroethylene	ND	210	63	ug/kg	
563-58-6	1,1-Dichloropropene	ND	210	63	ug/kg	
96-12-8	1,2-Dibromo-3-chloropropane	ND	210	42	ug/kg	
106-93-4	1,2-Dibromoethane	ND	210	42	ug/kg	
107-06-2	1,2-Dichloroethane	ND	210	63	ug/kg	
78-87-5	1,2-Dichloropropane	ND	210	63	ug/kg	
142-28-9	1,3-Dichloropropane	ND	210	63	ug/kg	
108-20-3	Di-Isopropyl ether	ND	210	63	ug/kg	
594-20-7	2,2-Dichloropropane	ND	210	63	ug/kg	
124-48-1	Dibromochloromethane	ND	210	42	ug/kg	
75-71-8	Dichlorodifluoromethane	ND	210	42	ug/kg	
156-59-2	cis-1,2-Dichloroethylene	ND	210	63	ug/kg	
10061-01-5	cis-1,3-Dichloropropene	ND	210	63	ug/kg	
541-73-1	m-Dichlorobenzene	ND	210	63	ug/kg	
95-50-1	o-Dichlorobenzene	ND	210	63	ug/kg	
106-46-7	p-Dichlorobenzene	ND	210	63	ug/kg	

ND = Not detected MDL - Method Detection Limit

RL = Reporting Limit

E = Indicates value exceeds calibration range

J = Indicates an estimated value

B = Indicates analyte found in associated method blank

N = Indicates presumptive evidence of a compound

## Report of Analysis

<b>Client Sample ID:</b>	D22A-1.0	<b>Date Sampled:</b>	07/26/11
<b>Lab Sample ID:</b>	C17186-32	<b>Date Received:</b>	07/27/11
<b>Matrix:</b>	SO - Soil	<b>Percent Solids:</b>	n/a <sup>a</sup>
<b>Method:</b>	SW846 8260B		
<b>Project:</b>	Romic Soil Investigation(Romic EPA) - 2081 Bay Road,East Palo Alto,CA		

## VOA 8260 List

CAS No.	Compound	Result	RL	MDL	Units	Q
156-60-5	trans-1,2-Dichloroethylene	ND	210	63	ug/kg	
10061-02-6	trans-1,3-Dichloropropene	ND	210	63	ug/kg	
100-41-4	Ethylbenzene	97.2	210	63	ug/kg	J
637-92-3	Ethyl tert-Butyl Ether	ND	210	63	ug/kg	
591-78-6	2-Hexanone	ND	1700	210	ug/kg	
87-68-3	Hexachlorobutadiene	ND	210	42	ug/kg	
98-82-8	Isopropylbenzene	ND	210	63	ug/kg	
99-87-6	p-Isopropyltoluene	ND	210	63	ug/kg	
108-10-1	4-Methyl-2-pentanone	700	1700	630	ug/kg	J
74-83-9	Methyl bromide	ND	210	110	ug/kg	
74-87-3	Methyl chloride	ND	210	63	ug/kg	
74-95-3	Methylene bromide	ND	210	110	ug/kg	
75-09-2	Methylene chloride	ND	1100	680	ug/kg	
78-93-3	Methyl ethyl ketone	ND	1700	510	ug/kg	
1634-04-4	Methyl Tert Butyl Ether	ND	210	42	ug/kg	
91-20-3	Naphthalene	ND	210	63	ug/kg	
103-65-1	n-Propylbenzene	ND	210	63	ug/kg	
100-42-5	Styrene	ND	210	42	ug/kg	
994-05-8	Tert-Amyl Methyl Ether	ND	210	51	ug/kg	
75-65-0	Tert Butyl Alcohol	ND	1700	420	ug/kg	
630-20-6	1,1,1,2-Tetrachloroethane	ND	210	42	ug/kg	
71-55-6	1,1,1-Trichloroethane	ND	210	63	ug/kg	
79-34-5	1,1,2,2-Tetrachloroethane	ND	210	42	ug/kg	
79-00-5	1,1,2-Trichloroethane	ND	210	42	ug/kg	
87-61-6	1,2,3-Trichlorobenzene	ND	210	63	ug/kg	
96-18-4	1,2,3-Trichloropropane	ND	210	63	ug/kg	
120-82-1	1,2,4-Trichlorobenzene	ND	210	63	ug/kg	
95-63-6	1,2,4-Trimethylbenzene	ND	210	63	ug/kg	
108-67-8	1,3,5-Trimethylbenzene	ND	210	63	ug/kg	
127-18-4	Tetrachloroethylene	ND	210	150	ug/kg	
108-88-3	Toluene	982	210	63	ug/kg	
79-01-6	Trichloroethylene	ND	210	42	ug/kg	
75-69-4	Trichlorofluoromethane	ND	210	51	ug/kg	
75-01-4	Vinyl chloride	ND	210	110	ug/kg	
1330-20-7	Xylene (total)	525	420	170	ug/kg	

CAS No.	Surrogate Recoveries	Run# 1	Run# 2	Limits
1868-53-7	Dibromofluoromethane	87%		60-130%
2037-26-5	Toluene-D8	102%		60-130%

ND = Not detected MDL - Method Detection Limit

RL = Reporting Limit

E = Indicates value exceeds calibration range

J = Indicates an estimated value

B = Indicates analyte found in associated method blank

N = Indicates presumptive evidence of a compound

## Report of Analysis

<b>Client Sample ID:</b>	D22A-1.0	<b>Date Sampled:</b>	07/26/11
<b>Lab Sample ID:</b>	C17186-32	<b>Date Received:</b>	07/27/11
<b>Matrix:</b>	SO - Soil	<b>Percent Solids:</b>	n/a <sup>a</sup>
<b>Method:</b>	SW846 8260B		
<b>Project:</b>	Romic Soil Investigation(Romic EPA) - 2081 Bay Road, East Palo Alto, CA		

**VOA 8260 List**

CAS No.	Surrogate Recoveries	Run# 1	Run# 2	Limits
460-00-4	4-Bromofluorobenzene	100%		60-130%

(a) All results reported on wet weight basis.

ND = Not detected      MDL - Method Detection Limit  
 RL = Reporting Limit  
 E = Indicates value exceeds calibration range

J = Indicates an estimated value  
 B = Indicates analyte found in associated method blank  
 N = Indicates presumptive evidence of a compound

## Report of Analysis

<b>Client Sample ID:</b>	D22-7.5	<b>Date Sampled:</b>	07/26/11
<b>Lab Sample ID:</b>	C17186-33	<b>Date Received:</b>	07/27/11
<b>Matrix:</b>	SO - Soil	<b>Percent Solids:</b>	n/a <sup>a</sup>
<b>Method:</b>	SW846 8260B	<b>Project:</b> Romic Soil Investigation(Romic EPA) - 2081 Bay Road, East Palo Alto, CA	

Run #	File ID	DF	Analyzed	By	Prep Date	Prep Batch	Analytical Batch
Run #1	M26347.D	1	08/06/11	TN	n/a	n/a	VM837
Run #2							

Run #	Initial Weight	Final Volume	Methanol Aliquot
Run #1	5.90 g	5.0 ml	2.0 ul
Run #2			

## VOA 8260 List

CAS No.	Compound	Result	RL	MDL	Units	Q
67-64-1	Acetone	ND	210000	42000	ug/kg	
71-43-2	Benzene	ND	11000	3200	ug/kg	
108-86-1	Bromobenzene	ND	11000	3200	ug/kg	
74-97-5	Bromochloromethane	ND	11000	3200	ug/kg	
75-27-4	Bromodichloromethane	ND	11000	2100	ug/kg	
75-25-2	Bromoform	ND	11000	2100	ug/kg	
104-51-8	n-Butylbenzene	ND	11000	3200	ug/kg	
135-98-8	sec-Butylbenzene	ND	11000	3200	ug/kg	
98-06-6	tert-Butylbenzene	ND	11000	3200	ug/kg	
108-90-7	Chlorobenzene	ND	11000	3200	ug/kg	
75-00-3	Chloroethane	ND	11000	3200	ug/kg	
67-66-3	Chloroform	ND	11000	3200	ug/kg	
95-49-8	o-Chlorotoluene	ND	11000	3200	ug/kg	
106-43-4	p-Chlorotoluene	ND	11000	3200	ug/kg	
56-23-5	Carbon tetrachloride	ND	11000	2100	ug/kg	
75-34-3	1,1-Dichloroethane	ND	11000	2100	ug/kg	
75-35-4	1,1-Dichloroethylene	ND	11000	3200	ug/kg	
563-58-6	1,1-Dichloropropene	ND	11000	3200	ug/kg	
96-12-8	1,2-Dibromo-3-chloropropane	ND	11000	2100	ug/kg	
106-93-4	1,2-Dibromoethane	ND	11000	2100	ug/kg	
107-06-2	1,2-Dichloroethane	ND	11000	3200	ug/kg	
78-87-5	1,2-Dichloropropane	ND	11000	3200	ug/kg	
142-28-9	1,3-Dichloropropane	ND	11000	3200	ug/kg	
108-20-3	Di-Isopropyl ether	ND	11000	3200	ug/kg	
594-20-7	2,2-Dichloropropane	ND	11000	3200	ug/kg	
124-48-1	Dibromochloromethane	ND	11000	2100	ug/kg	
75-71-8	Dichlorodifluoromethane	ND	11000	2100	ug/kg	
156-59-2	cis-1,2-Dichloroethylene	ND	11000	3200	ug/kg	
10061-01-5	cis-1,3-Dichloropropene	ND	11000	3200	ug/kg	
541-73-1	m-Dichlorobenzene	ND	11000	3200	ug/kg	
95-50-1	o-Dichlorobenzene	ND	11000	3200	ug/kg	
106-46-7	p-Dichlorobenzene	ND	11000	3200	ug/kg	

ND = Not detected MDL - Method Detection Limit

RL = Reporting Limit

E = Indicates value exceeds calibration range

J = Indicates an estimated value

B = Indicates analyte found in associated method blank

N = Indicates presumptive evidence of a compound

## Report of Analysis

<b>Client Sample ID:</b>	D22-7.5	<b>Date Sampled:</b>	07/26/11
<b>Lab Sample ID:</b>	C17186-33	<b>Date Received:</b>	07/27/11
<b>Matrix:</b>	SO - Soil	<b>Percent Solids:</b>	n/a <sup>a</sup>
<b>Method:</b>	SW846 8260B		
<b>Project:</b>	Romic Soil Investigation(Romic EPA) - 2081 Bay Road,East Palo Alto,CA		

## VOA 8260 List

CAS No.	Compound	Result	RL	MDL	Units	Q
156-60-5	trans-1,2-Dichloroethylene	ND	11000	3200	ug/kg	
10061-02-6	trans-1,3-Dichloropropene	ND	11000	3200	ug/kg	
100-41-4	Ethylbenzene	26700	11000	3200	ug/kg	
637-92-3	Ethyl tert-Butyl Ether	ND	11000	3200	ug/kg	
591-78-6	2-Hexanone	ND	85000	11000	ug/kg	
87-68-3	Hexachlorobutadiene	ND	11000	2100	ug/kg	
98-82-8	Isopropylbenzene	ND	11000	3200	ug/kg	
99-87-6	p-Isopropyltoluene	ND	11000	3200	ug/kg	
108-10-1	4-Methyl-2-pentanone	ND	85000	32000	ug/kg	
74-83-9	Methyl bromide	ND	11000	5300	ug/kg	
74-87-3	Methyl chloride	ND	11000	3200	ug/kg	
74-95-3	Methylene bromide	ND	11000	5300	ug/kg	
75-09-2	Methylene chloride	ND	53000	34000	ug/kg	
78-93-3	Methyl ethyl ketone	ND	85000	25000	ug/kg	
1634-04-4	Methyl Tert Butyl Ether	ND	11000	2100	ug/kg	
91-20-3	Naphthalene	ND	11000	3200	ug/kg	
103-65-1	n-Propylbenzene	ND	11000	3200	ug/kg	
100-42-5	Styrene	ND	11000	2100	ug/kg	
994-05-8	Tert-Amyl Methyl Ether	ND	11000	2500	ug/kg	
75-65-0	Tert Butyl Alcohol	ND	85000	21000	ug/kg	
630-20-6	1,1,1,2-Tetrachloroethane	ND	11000	2100	ug/kg	
71-55-6	1,1,1-Trichloroethane	ND	11000	3200	ug/kg	
79-34-5	1,1,2,2-Tetrachloroethane	ND	11000	2100	ug/kg	
79-00-5	1,1,2-Trichloroethane	ND	11000	2100	ug/kg	
87-61-6	1,2,3-Trichlorobenzene	ND	11000	3200	ug/kg	
96-18-4	1,2,3-Trichloropropane	ND	11000	3200	ug/kg	
120-82-1	1,2,4-Trichlorobenzene	ND	11000	3200	ug/kg	
95-63-6	1,2,4-Trimethylbenzene	4980	11000	3200	ug/kg	J
108-67-8	1,3,5-Trimethylbenzene	ND	11000	3200	ug/kg	
127-18-4	Tetrachloroethylene	ND	11000	7400	ug/kg	
108-88-3	Toluene	ND	11000	3200	ug/kg	
79-01-6	Trichloroethylene	ND	11000	2100	ug/kg	
75-69-4	Trichlorofluoromethane	ND	11000	2500	ug/kg	
75-01-4	Vinyl chloride	ND	11000	5300	ug/kg	
1330-20-7	Xylene (total)	129000	21000	8500	ug/kg	

CAS No.	Surrogate Recoveries	Run# 1	Run# 2	Limits
1868-53-7	Dibromofluoromethane	90%		60-130%
2037-26-5	Toluene-D8	102%		60-130%

ND = Not detected MDL - Method Detection Limit

RL = Reporting Limit

E = Indicates value exceeds calibration range

J = Indicates an estimated value

B = Indicates analyte found in associated method blank

N = Indicates presumptive evidence of a compound

## Report of Analysis

<b>Client Sample ID:</b> D22-7.5	
<b>Lab Sample ID:</b> C17186-33	<b>Date Sampled:</b> 07/26/11
<b>Matrix:</b> SO - Soil	<b>Date Received:</b> 07/27/11
<b>Method:</b> SW846 8260B	<b>Percent Solids:</b> n/a <sup>a</sup>
<b>Project:</b> Romic Soil Investigation(Romic EPA) - 2081 Bay Road, East Palo Alto, CA	

**VOA 8260 List**

CAS No.	Surrogate Recoveries	Run# 1	Run# 2	Limits
460-00-4	4-Bromofluorobenzene	97%		60-130%

(a) All results reported on wet weight basis.

ND = Not detected      MDL - Method Detection Limit  
 RL = Reporting Limit  
 E = Indicates value exceeds calibration range

J = Indicates an estimated value  
 B = Indicates analyte found in associated method blank  
 N = Indicates presumptive evidence of a compound

## Report of Analysis

<b>Client Sample ID:</b>	E22-0.8	<b>Date Sampled:</b>	07/26/11
<b>Lab Sample ID:</b>	C17186-34	<b>Date Received:</b>	07/27/11
<b>Matrix:</b>	SO - Soil	<b>Percent Solids:</b>	n/a <sup>a</sup>
<b>Method:</b>	SW846 8260B	<b>Project:</b> Romic Soil Investigation(Romic EPA) - 2081 Bay Road, East Palo Alto, CA	

Run #1	File ID	DF	Analyzed	By	Prep Date	Prep Batch	Analytical Batch
Run #1	M26348.D	1	08/06/11	TN	n/a	n/a	VM837
Run #2							

Run #1	Initial Weight	Final Volume	Methanol Aliquot
Run #1	5.71 g	5.0 ml	100 ul
Run #2			

## VOA 8260 List

CAS No.	Compound	Result	RL	MDL	Units	Q
67-64-1	Acetone	ND	4400	880	ug/kg	
71-43-2	Benzene	ND	220	66	ug/kg	
108-86-1	Bromobenzene	ND	220	66	ug/kg	
74-97-5	Bromochloromethane	ND	220	66	ug/kg	
75-27-4	Bromodichloromethane	ND	220	44	ug/kg	
75-25-2	Bromoform	ND	220	44	ug/kg	
104-51-8	n-Butylbenzene	ND	220	66	ug/kg	
135-98-8	sec-Butylbenzene	ND	220	66	ug/kg	
98-06-6	tert-Butylbenzene	ND	220	66	ug/kg	
108-90-7	Chlorobenzene	ND	220	66	ug/kg	
75-00-3	Chloroethane	ND	220	66	ug/kg	
67-66-3	Chloroform	ND	220	66	ug/kg	
95-49-8	o-Chlorotoluene	ND	220	66	ug/kg	
106-43-4	p-Chlorotoluene	ND	220	66	ug/kg	
56-23-5	Carbon tetrachloride	ND	220	44	ug/kg	
75-34-3	1,1-Dichloroethane	ND	220	44	ug/kg	
75-35-4	1,1-Dichloroethylene	ND	220	66	ug/kg	
563-58-6	1,1-Dichloropropene	ND	220	66	ug/kg	
96-12-8	1,2-Dibromo-3-chloropropane	ND	220	44	ug/kg	
106-93-4	1,2-Dibromoethane	ND	220	44	ug/kg	
107-06-2	1,2-Dichloroethane	ND	220	66	ug/kg	
78-87-5	1,2-Dichloropropane	ND	220	66	ug/kg	
142-28-9	1,3-Dichloropropane	ND	220	66	ug/kg	
108-20-3	Di-Isopropyl ether	ND	220	66	ug/kg	
594-20-7	2,2-Dichloropropane	ND	220	66	ug/kg	
124-48-1	Dibromochloromethane	ND	220	44	ug/kg	
75-71-8	Dichlorodifluoromethane	ND	220	44	ug/kg	
156-59-2	cis-1,2-Dichloroethylene	ND	220	66	ug/kg	
10061-01-5	cis-1,3-Dichloropropene	ND	220	66	ug/kg	
541-73-1	m-Dichlorobenzene	ND	220	66	ug/kg	
95-50-1	o-Dichlorobenzene	ND	220	66	ug/kg	
106-46-7	p-Dichlorobenzene	ND	220	66	ug/kg	

ND = Not detected MDL - Method Detection Limit

RL = Reporting Limit

E = Indicates value exceeds calibration range

J = Indicates an estimated value

B = Indicates analyte found in associated method blank

N = Indicates presumptive evidence of a compound



## Report of Analysis

<b>Client Sample ID:</b>	E22-0.8	<b>Date Sampled:</b>	07/26/11
<b>Lab Sample ID:</b>	C17186-34	<b>Date Received:</b>	07/27/11
<b>Matrix:</b>	SO - Soil	<b>Percent Solids:</b>	n/a <sup>a</sup>
<b>Method:</b>	SW846 8260B		
<b>Project:</b>	Romic Soil Investigation(Romic EPA) - 2081 Bay Road,East Palo Alto,CA		

## VOA 8260 List

CAS No.	Compound	Result	RL	MDL	Units	Q
156-60-5	trans-1,2-Dichloroethylene	ND	220	66	ug/kg	
10061-02-6	trans-1,3-Dichloropropene	ND	220	66	ug/kg	
100-41-4	Ethylbenzene	ND	220	66	ug/kg	
637-92-3	Ethyl tert-Butyl Ether	ND	220	66	ug/kg	
591-78-6	2-Hexanone	ND	1800	220	ug/kg	
87-68-3	Hexachlorobutadiene	ND	220	44	ug/kg	
98-82-8	Isopropylbenzene	ND	220	66	ug/kg	
99-87-6	p-Isopropyltoluene	ND	220	66	ug/kg	
108-10-1	4-Methyl-2-pentanone	ND	1800	660	ug/kg	
74-83-9	Methyl bromide	ND	220	110	ug/kg	
74-87-3	Methyl chloride	ND	220	66	ug/kg	
74-95-3	Methylene bromide	ND	220	110	ug/kg	
75-09-2	Methylene chloride	ND	1100	700	ug/kg	
78-93-3	Methyl ethyl ketone	ND	1800	530	ug/kg	
1634-04-4	Methyl Tert Butyl Ether	ND	220	44	ug/kg	
91-20-3	Naphthalene	ND	220	66	ug/kg	
103-65-1	n-Propylbenzene	ND	220	66	ug/kg	
100-42-5	Styrene	ND	220	44	ug/kg	
994-05-8	Tert-Amyl Methyl Ether	ND	220	53	ug/kg	
75-65-0	Tert Butyl Alcohol	ND	1800	440	ug/kg	
630-20-6	1,1,1,2-Tetrachloroethane	ND	220	44	ug/kg	
71-55-6	1,1,1-Trichloroethane	ND	220	66	ug/kg	
79-34-5	1,1,2,2-Tetrachloroethane	ND	220	44	ug/kg	
79-00-5	1,1,2-Trichloroethane	ND	220	44	ug/kg	
87-61-6	1,2,3-Trichlorobenzene	ND	220	66	ug/kg	
96-18-4	1,2,3-Trichloropropane	ND	220	66	ug/kg	
120-82-1	1,2,4-Trichlorobenzene	ND	220	66	ug/kg	
95-63-6	1,2,4-Trimethylbenzene	ND	220	66	ug/kg	
108-67-8	1,3,5-Trimethylbenzene	ND	220	66	ug/kg	
127-18-4	Tetrachloroethylene	ND	220	150	ug/kg	
108-88-3	Toluene	516	220	66	ug/kg	
79-01-6	Trichloroethylene	ND	220	44	ug/kg	
75-69-4	Trichlorofluoromethane	ND	220	53	ug/kg	
75-01-4	Vinyl chloride	ND	220	110	ug/kg	
1330-20-7	Xylene (total)	275	440	180	ug/kg	J

CAS No.	Surrogate Recoveries	Run# 1	Run# 2	Limits
1868-53-7	Dibromofluoromethane	88%		60-130%
2037-26-5	Toluene-D8	101%		60-130%

ND = Not detected MDL - Method Detection Limit

RL = Reporting Limit

E = Indicates value exceeds calibration range

J = Indicates an estimated value

B = Indicates analyte found in associated method blank

N = Indicates presumptive evidence of a compound

## Report of Analysis

<b>Client Sample ID:</b> E22-0.8	
<b>Lab Sample ID:</b> C17186-34	<b>Date Sampled:</b> 07/26/11
<b>Matrix:</b> SO - Soil	<b>Date Received:</b> 07/27/11
<b>Method:</b> SW846 8260B	<b>Percent Solids:</b> n/a <sup>a</sup>
<b>Project:</b> Romic Soil Investigation(Romic EPA) - 2081 Bay Road, East Palo Alto, CA	

### VOA 8260 List

CAS No.	Surrogate Recoveries	Run# 1	Run# 2	Limits
460-00-4	4-Bromofluorobenzene	97%		60-130%

(a) All results reported on wet weight basis.

ND = Not detected      MDL - Method Detection Limit  
 RL = Reporting Limit  
 E = Indicates value exceeds calibration range

J = Indicates an estimated value  
 B = Indicates analyte found in associated method blank  
 N = Indicates presumptive evidence of a compound

## Report of Analysis

<b>Client Sample ID:</b>	E22A-0.8	<b>Date Sampled:</b>	07/26/11
<b>Lab Sample ID:</b>	C17186-35	<b>Date Received:</b>	07/27/11
<b>Matrix:</b>	SO - Soil	<b>Percent Solids:</b>	n/a <sup>a</sup>
<b>Method:</b>	SW846 8260B	<b>Project:</b> Romic Soil Investigation(Romic EPA) - 2081 Bay Road, East Palo Alto, CA	

Run #1	File ID	DF	Analyzed	By	Prep Date	Prep Batch	Analytical Batch
Run #1	M26349.D	1	08/06/11	TN	n/a	n/a	VM837
Run #2							

Run #1	Initial Weight	Final Volume	Methanol Aliquot
Run #1	5.56 g	5.0 ml	100 ul
Run #2			

## VOA 8260 List

CAS No.	Compound	Result	RL	MDL	Units	Q
67-64-1	Acetone	ND	4500	900	ug/kg	
71-43-2	Benzene	ND	220	67	ug/kg	
108-86-1	Bromobenzene	ND	220	67	ug/kg	
74-97-5	Bromochloromethane	ND	220	67	ug/kg	
75-27-4	Bromodichloromethane	ND	220	45	ug/kg	
75-25-2	Bromoform	ND	220	45	ug/kg	
104-51-8	n-Butylbenzene	ND	220	67	ug/kg	
135-98-8	sec-Butylbenzene	ND	220	67	ug/kg	
98-06-6	tert-Butylbenzene	ND	220	67	ug/kg	
108-90-7	Chlorobenzene	ND	220	67	ug/kg	
75-00-3	Chloroethane	ND	220	67	ug/kg	
67-66-3	Chloroform	ND	220	67	ug/kg	
95-49-8	o-Chlorotoluene	ND	220	67	ug/kg	
106-43-4	p-Chlorotoluene	ND	220	67	ug/kg	
56-23-5	Carbon tetrachloride	ND	220	45	ug/kg	
75-34-3	1,1-Dichloroethane	ND	220	45	ug/kg	
75-35-4	1,1-Dichloroethylene	ND	220	67	ug/kg	
563-58-6	1,1-Dichloropropene	ND	220	67	ug/kg	
96-12-8	1,2-Dibromo-3-chloropropane	ND	220	45	ug/kg	
106-93-4	1,2-Dibromoethane	ND	220	45	ug/kg	
107-06-2	1,2-Dichloroethane	ND	220	67	ug/kg	
78-87-5	1,2-Dichloropropane	ND	220	67	ug/kg	
142-28-9	1,3-Dichloropropane	ND	220	67	ug/kg	
108-20-3	Di-Isopropyl ether	ND	220	67	ug/kg	
594-20-7	2,2-Dichloropropane	ND	220	67	ug/kg	
124-48-1	Dibromochloromethane	ND	220	45	ug/kg	
75-71-8	Dichlorodifluoromethane	ND	220	45	ug/kg	
156-59-2	cis-1,2-Dichloroethylene	ND	220	67	ug/kg	
10061-01-5	cis-1,3-Dichloropropene	ND	220	67	ug/kg	
541-73-1	m-Dichlorobenzene	ND	220	67	ug/kg	
95-50-1	o-Dichlorobenzene	ND	220	67	ug/kg	
106-46-7	p-Dichlorobenzene	ND	220	67	ug/kg	

ND = Not detected MDL - Method Detection Limit

RL = Reporting Limit

E = Indicates value exceeds calibration range

J = Indicates an estimated value

B = Indicates analyte found in associated method blank

N = Indicates presumptive evidence of a compound

## Report of Analysis

<b>Client Sample ID:</b>	E22A-0.8	<b>Date Sampled:</b>	07/26/11
<b>Lab Sample ID:</b>	C17186-35	<b>Date Received:</b>	07/27/11
<b>Matrix:</b>	SO - Soil	<b>Percent Solids:</b>	n/a <sup>a</sup>
<b>Method:</b>	SW846 8260B		
<b>Project:</b>	Romic Soil Investigation(Romic EPA) - 2081 Bay Road, East Palo Alto, CA		

**VOA 8260 List**

CAS No.	Compound	Result	RL	MDL	Units	Q
156-60-5	trans-1,2-Dichloroethylene	ND	220	67	ug/kg	
10061-02-6	trans-1,3-Dichloropropene	ND	220	67	ug/kg	
100-41-4	Ethylbenzene	ND	220	67	ug/kg	
637-92-3	Ethyl tert-Butyl Ether	ND	220	67	ug/kg	
591-78-6	2-Hexanone	ND	1800	220	ug/kg	
87-68-3	Hexachlorobutadiene	ND	220	45	ug/kg	
98-82-8	Isopropylbenzene	ND	220	67	ug/kg	
99-87-6	p-Isopropyltoluene	ND	220	67	ug/kg	
108-10-1	4-Methyl-2-pentanone	ND	1800	670	ug/kg	
74-83-9	Methyl bromide	ND	220	110	ug/kg	
74-87-3	Methyl chloride	ND	220	67	ug/kg	
74-95-3	Methylene bromide	ND	220	110	ug/kg	
75-09-2	Methylene chloride	ND	1100	720	ug/kg	
78-93-3	Methyl ethyl ketone	ND	1800	540	ug/kg	
1634-04-4	Methyl Tert Butyl Ether	ND	220	45	ug/kg	
91-20-3	Naphthalene	ND	220	67	ug/kg	
103-65-1	n-Propylbenzene	ND	220	67	ug/kg	
100-42-5	Styrene	ND	220	45	ug/kg	
994-05-8	Tert-Amyl Methyl Ether	ND	220	54	ug/kg	
75-65-0	Tert Butyl Alcohol	ND	1800	450	ug/kg	
630-20-6	1,1,1,2-Tetrachloroethane	ND	220	45	ug/kg	
71-55-6	1,1,1-Trichloroethane	ND	220	67	ug/kg	
79-34-5	1,1,2,2-Tetrachloroethane	ND	220	45	ug/kg	
79-00-5	1,1,2-Trichloroethane	ND	220	45	ug/kg	
87-61-6	1,2,3-Trichlorobenzene	ND	220	67	ug/kg	
96-18-4	1,2,3-Trichloropropane	ND	220	67	ug/kg	
120-82-1	1,2,4-Trichlorobenzene	ND	220	67	ug/kg	
95-63-6	1,2,4-Trimethylbenzene	ND	220	67	ug/kg	
108-67-8	1,3,5-Trimethylbenzene	ND	220	67	ug/kg	
127-18-4	Tetrachloroethylene	ND	220	160	ug/kg	
108-88-3	Toluene	397	220	67	ug/kg	
79-01-6	Trichloroethylene	ND	220	45	ug/kg	
75-69-4	Trichlorofluoromethane	ND	220	54	ug/kg	
75-01-4	Vinyl chloride	ND	220	110	ug/kg	
1330-20-7	Xylene (total)	203	450	180	ug/kg	J

CAS No.	Surrogate Recoveries	Run# 1	Run# 2	Limits
1868-53-7	Dibromofluoromethane	89%		60-130%
2037-26-5	Toluene-D8	102%		60-130%

ND = Not detected      MDL - Method Detection Limit  
 RL = Reporting Limit  
 E = Indicates value exceeds calibration range

J = Indicates an estimated value  
 B = Indicates analyte found in associated method blank  
 N = Indicates presumptive evidence of a compound

## Report of Analysis

<b>Client Sample ID:</b>	E22A-0.8	<b>Date Sampled:</b>	07/26/11
<b>Lab Sample ID:</b>	C17186-35	<b>Date Received:</b>	07/27/11
<b>Matrix:</b>	SO - Soil	<b>Percent Solids:</b>	n/a <sup>a</sup>
<b>Method:</b>	SW846 8260B	<b>Project:</b> Romic Soil Investigation(Romic EPA) - 2081 Bay Road, East Palo Alto, CA	

### VOA 8260 List

CAS No.	Surrogate Recoveries	Run# 1	Run# 2	Limits
460-00-4	4-Bromofluorobenzene	99%		60-130%

(a) All results reported on wet weight basis.

ND = Not detected      MDL - Method Detection Limit  
 RL = Reporting Limit  
 E = Indicates value exceeds calibration range

J = Indicates an estimated value  
 B = Indicates analyte found in associated method blank  
 N = Indicates presumptive evidence of a compound

## Report of Analysis

<b>Client Sample ID:</b>	E22-3.0	<b>Date Sampled:</b>	07/26/11
<b>Lab Sample ID:</b>	C17186-36	<b>Date Received:</b>	07/27/11
<b>Matrix:</b>	SO - Soil	<b>Percent Solids:</b>	n/a <sup>a</sup>
<b>Method:</b>	SW846 8260B	<b>Project:</b> Romic Soil Investigation(Romic EPA) - 2081 Bay Road, East Palo Alto, CA	

Run #1	File ID	DF	Analyzed	By	Prep Date	Prep Batch	Analytical Batch
Run #1	M26350.D	1	08/06/11	TN	n/a	n/a	VM837
Run #2							

Run #1	Initial Weight	Final Volume	Methanol Aliquot
Run #1	5.26 g	5.0 ml	0.50 ul
Run #2			

## VOA 8260 List

CAS No.	Compound	Result	RL	MDL	Units	Q
67-64-1	Acetone	ND	950000	190000	ug/kg	
71-43-2	Benzene	ND	48000	14000	ug/kg	
108-86-1	Bromobenzene	ND	48000	14000	ug/kg	
74-97-5	Bromochloromethane	ND	48000	14000	ug/kg	
75-27-4	Bromodichloromethane	ND	48000	9500	ug/kg	
75-25-2	Bromoform	ND	48000	9500	ug/kg	
104-51-8	n-Butylbenzene	45400	48000	14000	ug/kg	J
135-98-8	sec-Butylbenzene	ND	48000	14000	ug/kg	
98-06-6	tert-Butylbenzene	ND	48000	14000	ug/kg	
108-90-7	Chlorobenzene	ND	48000	14000	ug/kg	
75-00-3	Chloroethane	ND	48000	14000	ug/kg	
67-66-3	Chloroform	ND	48000	14000	ug/kg	
95-49-8	o-Chlorotoluene	ND	48000	14000	ug/kg	
106-43-4	p-Chlorotoluene	ND	48000	14000	ug/kg	
56-23-5	Carbon tetrachloride	ND	48000	9500	ug/kg	
75-34-3	1,1-Dichloroethane	ND	48000	9500	ug/kg	
75-35-4	1,1-Dichloroethylene	ND	48000	14000	ug/kg	
563-58-6	1,1-Dichloropropene	ND	48000	14000	ug/kg	
96-12-8	1,2-Dibromo-3-chloropropane	ND	48000	9500	ug/kg	
106-93-4	1,2-Dibromoethane	ND	48000	9500	ug/kg	
107-06-2	1,2-Dichloroethane	ND	48000	14000	ug/kg	
78-87-5	1,2-Dichloropropane	ND	48000	14000	ug/kg	
142-28-9	1,3-Dichloropropane	ND	48000	14000	ug/kg	
108-20-3	Di-Isopropyl ether	ND	48000	14000	ug/kg	
594-20-7	2,2-Dichloropropane	ND	48000	14000	ug/kg	
124-48-1	Dibromochloromethane	ND	48000	9500	ug/kg	
75-71-8	Dichlorodifluoromethane	ND	48000	9500	ug/kg	
156-59-2	cis-1,2-Dichloroethylene	ND	48000	14000	ug/kg	
10061-01-5	cis-1,3-Dichloropropene	ND	48000	14000	ug/kg	
541-73-1	m-Dichlorobenzene	ND	48000	14000	ug/kg	
95-50-1	o-Dichlorobenzene	ND	48000	14000	ug/kg	
106-46-7	p-Dichlorobenzene	ND	48000	14000	ug/kg	

ND = Not detected MDL - Method Detection Limit

J = Indicates an estimated value

RL = Reporting Limit

B = Indicates analyte found in associated method blank

E = Indicates value exceeds calibration range

N = Indicates presumptive evidence of a compound

## Report of Analysis

<b>Client Sample ID:</b>	E22-3.0	<b>Date Sampled:</b>	07/26/11
<b>Lab Sample ID:</b>	C17186-36	<b>Date Received:</b>	07/27/11
<b>Matrix:</b>	SO - Soil	<b>Percent Solids:</b>	n/a <sup>a</sup>
<b>Method:</b>	SW846 8260B		
<b>Project:</b>	Romic Soil Investigation(Romic EPA) - 2081 Bay Road, East Palo Alto, CA		

## VOA 8260 List

CAS No.	Compound	Result	RL	MDL	Units	Q
156-60-5	trans-1,2-Dichloroethylene	ND	48000	14000	ug/kg	
10061-02-6	trans-1,3-Dichloropropene	ND	48000	14000	ug/kg	
100-41-4	Ethylbenzene	238000	48000	14000	ug/kg	
637-92-3	Ethyl tert-Butyl Ether	ND	48000	14000	ug/kg	
591-78-6	2-Hexanone	ND	380000	48000	ug/kg	
87-68-3	Hexachlorobutadiene	ND	48000	9500	ug/kg	
98-82-8	Isopropylbenzene	ND	48000	14000	ug/kg	
99-87-6	p-Isopropyltoluene	ND	48000	14000	ug/kg	
108-10-1	4-Methyl-2-pentanone	ND	380000	140000	ug/kg	
74-83-9	Methyl bromide	ND	48000	24000	ug/kg	
74-87-3	Methyl chloride	ND	48000	14000	ug/kg	
74-95-3	Methylene bromide	ND	48000	24000	ug/kg	
75-09-2	Methylene chloride	ND	240000	150000	ug/kg	
78-93-3	Methyl ethyl ketone	633000	380000	110000	ug/kg	
1634-04-4	Methyl Tert Butyl Ether	ND	48000	9500	ug/kg	
91-20-3	Naphthalene	376000	48000	14000	ug/kg	
103-65-1	n-Propylbenzene	22200	48000	14000	ug/kg	J
100-42-5	Styrene	31300	48000	9500	ug/kg	J
994-05-8	Tert-Amyl Methyl Ether	ND	48000	11000	ug/kg	
75-65-0	Tert Butyl Alcohol	ND	380000	95000	ug/kg	
630-20-6	1,1,1,2-Tetrachloroethane	ND	48000	9500	ug/kg	
71-55-6	1,1,1-Trichloroethane	ND	48000	14000	ug/kg	
79-34-5	1,1,2,2-Tetrachloroethane	ND	48000	9500	ug/kg	
79-00-5	1,1,2-Trichloroethane	24100	48000	9500	ug/kg	J
87-61-6	1,2,3-Trichlorobenzene	31400	48000	14000	ug/kg	J
96-18-4	1,2,3-Trichloropropane	ND	48000	14000	ug/kg	
120-82-1	1,2,4-Trichlorobenzene	98600	48000	14000	ug/kg	
95-63-6	1,2,4-Trimethylbenzene	319000	48000	14000	ug/kg	
108-67-8	1,3,5-Trimethylbenzene	66900	48000	14000	ug/kg	
127-18-4	Tetrachloroethylene	145000	48000	33000	ug/kg	
108-88-3	Toluene	475000	48000	14000	ug/kg	
79-01-6	Trichloroethylene	48400	48000	9500	ug/kg	
75-69-4	Trichlorofluoromethane	ND	48000	11000	ug/kg	
75-01-4	Vinyl chloride	ND	48000	24000	ug/kg	
1330-20-7	Xylene (total)	1240000	95000	38000	ug/kg	

CAS No.	Surrogate Recoveries	Run# 1	Run# 2	Limits
1868-53-7	Dibromofluoromethane	89%		60-130%
2037-26-5	Toluene-D8	103%		60-130%

ND = Not detected MDL - Method Detection Limit

RL = Reporting Limit

E = Indicates value exceeds calibration range

J = Indicates an estimated value

B = Indicates analyte found in associated method blank

N = Indicates presumptive evidence of a compound

## Report of Analysis

<b>Client Sample ID:</b> E22-3.0	
<b>Lab Sample ID:</b> C17186-36	<b>Date Sampled:</b> 07/26/11
<b>Matrix:</b> SO - Soil	<b>Date Received:</b> 07/27/11
<b>Method:</b> SW846 8260B	<b>Percent Solids:</b> n/a <sup>a</sup>
<b>Project:</b> Romic Soil Investigation(Romic EPA) - 2081 Bay Road, East Palo Alto, CA	

### VOA 8260 List

CAS No.	Surrogate Recoveries	Run# 1	Run# 2	Limits
460-00-4	4-Bromofluorobenzene	98%		60-130%

(a) All results reported on wet weight basis.

ND = Not detected      MDL - Method Detection Limit  
 RL = Reporting Limit  
 E = Indicates value exceeds calibration range

J = Indicates an estimated value  
 B = Indicates analyte found in associated method blank  
 N = Indicates presumptive evidence of a compound



## Report of Analysis

<b>Client Sample ID:</b>	E22-7.5	<b>Date Sampled:</b>	07/26/11
<b>Lab Sample ID:</b>	C17186-37	<b>Date Received:</b>	07/27/11
<b>Matrix:</b>	SO - Soil	<b>Percent Solids:</b>	n/a <sup>a</sup>
<b>Method:</b>	SW846 8260B	<b>Project:</b> Romic Soil Investigation(Romic EPA) - 2081 Bay Road, East Palo Alto, CA	

Run #1	File ID	DF	Analyzed	By	Prep Date	Prep Batch	Analytical Batch
Run #1	M26351.D	1	08/07/11	TN	n/a	n/a	VM837
Run #2							

Run #1	Initial Weight	Final Volume	Methanol Aliquot
Run #1	6.40 g	5.0 ml	10.0 ul
Run #2			

## VOA 8260 List

CAS No.	Compound	Result	RL	MDL	Units	Q
67-64-1	Acetone	84900	39000	7800	ug/kg	
71-43-2	Benzene	1350	2000	590	ug/kg	J
108-86-1	Bromobenzene	ND	2000	590	ug/kg	
74-97-5	Bromochloromethane	ND	2000	590	ug/kg	
75-27-4	Bromodichloromethane	ND	2000	390	ug/kg	
75-25-2	Bromoform	ND	2000	390	ug/kg	
104-51-8	n-Butylbenzene	1050	2000	590	ug/kg	J
135-98-8	sec-Butylbenzene	ND	2000	590	ug/kg	
98-06-6	tert-Butylbenzene	ND	2000	590	ug/kg	
108-90-7	Chlorobenzene	ND	2000	590	ug/kg	
75-00-3	Chloroethane	ND	2000	590	ug/kg	
67-66-3	Chloroform	ND	2000	590	ug/kg	
95-49-8	o-Chlorotoluene	ND	2000	590	ug/kg	
106-43-4	p-Chlorotoluene	ND	2000	590	ug/kg	
56-23-5	Carbon tetrachloride	ND	2000	390	ug/kg	
75-34-3	1,1-Dichloroethane	ND	2000	390	ug/kg	
75-35-4	1,1-Dichloroethylene	ND	2000	590	ug/kg	
563-58-6	1,1-Dichloropropene	ND	2000	590	ug/kg	
96-12-8	1,2-Dibromo-3-chloropropane	ND	2000	390	ug/kg	
106-93-4	1,2-Dibromoethane	ND	2000	390	ug/kg	
107-06-2	1,2-Dichloroethane	ND	2000	590	ug/kg	
78-87-5	1,2-Dichloropropane	ND	2000	590	ug/kg	
142-28-9	1,3-Dichloropropane	ND	2000	590	ug/kg	
108-20-3	Di-Isopropyl ether	ND	2000	590	ug/kg	
594-20-7	2,2-Dichloropropane	ND	2000	590	ug/kg	
124-48-1	Dibromochloromethane	ND	2000	390	ug/kg	
75-71-8	Dichlorodifluoromethane	ND	2000	390	ug/kg	
156-59-2	cis-1,2-Dichloroethylene	ND	2000	590	ug/kg	
10061-01-5	cis-1,3-Dichloropropene	ND	2000	590	ug/kg	
541-73-1	m-Dichlorobenzene	ND	2000	590	ug/kg	
95-50-1	o-Dichlorobenzene	ND	2000	590	ug/kg	
106-46-7	p-Dichlorobenzene	ND	2000	590	ug/kg	

ND = Not detected MDL - Method Detection Limit

RL = Reporting Limit

E = Indicates value exceeds calibration range

J = Indicates an estimated value

B = Indicates analyte found in associated method blank

N = Indicates presumptive evidence of a compound

## Report of Analysis

<b>Client Sample ID:</b>	E22-7.5	<b>Date Sampled:</b>	07/26/11
<b>Lab Sample ID:</b>	C17186-37	<b>Date Received:</b>	07/27/11
<b>Matrix:</b>	SO - Soil	<b>Percent Solids:</b>	n/a <sup>a</sup>
<b>Method:</b>	SW846 8260B		
<b>Project:</b>	Romic Soil Investigation(Romic EPA) - 2081 Bay Road,East Palo Alto,CA		

## VOA 8260 List

CAS No.	Compound	Result	RL	MDL	Units	Q
156-60-5	trans-1,2-Dichloroethylene	ND	2000	590	ug/kg	
10061-02-6	trans-1,3-Dichloropropene	ND	2000	590	ug/kg	
100-41-4	Ethylbenzene	4060	2000	590	ug/kg	
637-92-3	Ethyl tert-Butyl Ether	ND	2000	590	ug/kg	
591-78-6	2-Hexanone	ND	16000	2000	ug/kg	
87-68-3	Hexachlorobutadiene	ND	2000	390	ug/kg	
98-82-8	Isopropylbenzene	ND	2000	590	ug/kg	
99-87-6	p-Isopropyltoluene	ND	2000	590	ug/kg	
108-10-1	4-Methyl-2-pentanone	28700	16000	5900	ug/kg	
74-83-9	Methyl bromide	ND	2000	980	ug/kg	
74-87-3	Methyl chloride	ND	2000	590	ug/kg	
74-95-3	Methylene bromide	ND	2000	980	ug/kg	
75-09-2	Methylene chloride	ND	9800	6300	ug/kg	
78-93-3	Methyl ethyl ketone	229000	16000	4700	ug/kg	
1634-04-4	Methyl Tert Butyl Ether	ND	2000	390	ug/kg	
91-20-3	Naphthalene	4720	2000	590	ug/kg	
103-65-1	n-Propylbenzene	1070	2000	590	ug/kg	J
100-42-5	Styrene	843	2000	390	ug/kg	J
994-05-8	Tert-Amyl Methyl Ether	ND	2000	470	ug/kg	
75-65-0	Tert Butyl Alcohol	ND	16000	3900	ug/kg	
630-20-6	1,1,1,2-Tetrachloroethane	ND	2000	390	ug/kg	
71-55-6	1,1,1-Trichloroethane	ND	2000	590	ug/kg	
79-34-5	1,1,2,2-Tetrachloroethane	ND	2000	390	ug/kg	
79-00-5	1,1,2-Trichloroethane	ND	2000	390	ug/kg	
87-61-6	1,2,3-Trichlorobenzene	ND	2000	590	ug/kg	
96-18-4	1,2,3-Trichloropropane	ND	2000	590	ug/kg	
120-82-1	1,2,4-Trichlorobenzene	ND	2000	590	ug/kg	
95-63-6	1,2,4-Trimethylbenzene	9240	2000	590	ug/kg	
108-67-8	1,3,5-Trimethylbenzene	2880	2000	590	ug/kg	
127-18-4	Tetrachloroethylene	ND	2000	1400	ug/kg	
108-88-3	Toluene	12900	2000	590	ug/kg	
79-01-6	Trichloroethylene	433	2000	390	ug/kg	J
75-69-4	Trichlorofluoromethane	ND	2000	470	ug/kg	
75-01-4	Vinyl chloride	ND	2000	980	ug/kg	
1330-20-7	Xylene (total)	16100	3900	1600	ug/kg	

CAS No.	Surrogate Recoveries	Run# 1	Run# 2	Limits
1868-53-7	Dibromofluoromethane	91%		60-130%
2037-26-5	Toluene-D8	102%		60-130%

ND = Not detected MDL - Method Detection Limit

RL = Reporting Limit

E = Indicates value exceeds calibration range

J = Indicates an estimated value

B = Indicates analyte found in associated method blank

N = Indicates presumptive evidence of a compound

## Report of Analysis

<b>Client Sample ID:</b>	E22-7.5	<b>Date Sampled:</b>	07/26/11
<b>Lab Sample ID:</b>	C17186-37	<b>Date Received:</b>	07/27/11
<b>Matrix:</b>	SO - Soil	<b>Percent Solids:</b>	n/a <sup>a</sup>
<b>Method:</b>	SW846 8260B	<b>Project:</b> Romic Soil Investigation(Romic EPA) - 2081 Bay Road, East Palo Alto, CA	

### VOA 8260 List

CAS No.	Surrogate Recoveries	Run# 1	Run# 2	Limits
460-00-4	4-Bromofluorobenzene	100%		60-130%

(a) All results reported on wet weight basis.

ND = Not detected      MDL - Method Detection Limit  
 RL = Reporting Limit  
 E = Indicates value exceeds calibration range

J = Indicates an estimated value  
 B = Indicates analyte found in associated method blank  
 N = Indicates presumptive evidence of a compound

## Misc. Forms

---

## Custody Documents and Other Forms

---

Includes the following where applicable:

- Chain of Custody

FED-EX Tracking #		Bottle Order Control #	
Accutest Quote #		Accutest NC Job # : C <b>C17186</b>	
Client / Reporting Information		Project Information	
Company Name: <b>IRIS ENV</b>		Project Name: <b>ROMIC EPA</b>	
Address: <b>1438 Webster St</b>		Street: <b>2081 Bay Rd</b>	
City: <b>Oakland CA 94612</b>		City: <b>East Palo Alto CA</b>	
Project Contact: <b>Chris Alogos</b>		Project #: <b>07-555c</b>	
Phone #: <b>510 834 9747 X21</b>		EMAIL: <b>calan@irisenv.com</b>	
Sampler's Name: <b>Steve Mack</b>		Client Purchase Order #	
Requested Analysis		Matrix Codes	
<b>VOCs 8260</b> <b>Can 17 Metals (6010/700)</b> <b>PL Cd, Cr 6010</b> <b>TPH-g, d, m 8015</b> <b>SIA SVOC 8270</b> <b>Pesticides 8081A</b> <b>PCBs 8082</b>		WW- Wastewater GW- Ground Water SW- Surface Water SO- Soil OI-Oil WP-Wipe LIQ - Non-aqueous Liquid AIR DW- Drinking Water (Perchlorate Only)	
Accutest Sample ID		LAB USE ONLY	
Sample ID / Field Point / Point of Collection		Collection	
Date		Time	
Sampled by		Matrix	
# of bottles		Number of preserved Bottles	
		<input type="checkbox"/> P <input type="checkbox"/> NH3 <input type="checkbox"/> HCHO <input type="checkbox"/> HSCOH <input type="checkbox"/> MOH <input type="checkbox"/> NH4SCN <input type="checkbox"/> MEQN <input type="checkbox"/> ENDORE	
-1 V29-3.0		07/26/11 0830 SM SO 1	
-2 V29-5.5		0835 4	
-3 V29A-5.5		0835 3	
-4 N26-3.5		0915 3	
-5 N26A-3.5		0920 3	
-6 N26-6.5		0925 3	
-7 K27-0.5		0945 4	
-8 K27A-0.5		0950 3	
-9 K27-3.0		0955 3	
-10 K27-6.0		1000 3	
Turnaround Time ( Business days)		Data Deliverable Information	
<input type="checkbox"/> Standard TAT 15 Business Days <input type="checkbox"/> 10 Day (Workload dependent) <input checked="" type="checkbox"/> 5 Day (Workload dependent) <input type="checkbox"/> 3 Day (125% markup) <input type="checkbox"/> 2 Day (150% markup) <input type="checkbox"/> 1 Day (200% markup) <input type="checkbox"/> Same Day (300% markup)		<input type="checkbox"/> Commercial "A" - Results only <input checked="" type="checkbox"/> Commercial "B" - Results with GC summaries <input type="checkbox"/> Commercial "B+" - Results, QC, and chromatograms <input type="checkbox"/> FULL1 - Level 4 data package <input type="checkbox"/> EDF for Geotracker <input checked="" type="checkbox"/> EDD Format Provide EDF Global ID Provide EDF Logcode:	
Emergency T/A data available VIA Lablink		Comments / Remarks	
Approved By / Date:		<b>Silica gel cleanup</b> <b>Acetate liners (x6)</b> <b>"5035 KITS" (1-MEOH   2-DIPE) (x3)</b>	
Relinquished by Sampler:		Sample Custody must be documented below each time samples change possession, including courier delivery.	
Date Time:		Received By:	
Relinquished By:		Received By:	
Date Time:		Date Time:	
3		4	
Relinquished by:		Custody Seal	
Date Time:		Appropriate Bottle / Pres (Y/N)	
5		Labels match Coc (Y/N)	
		Headspace Y/N	
		Separate Receiving Check List used (Y/N)	
		On Ice (Y/N)	
		Cooler Temp.	
		5.8 °C	

31  
3

**C17186: Chain of Custody**

**Page 1 of 5**

FED-EX Tracking #		Bottle Order Control #																					
Accutest Quote #		Accutest NC Job #: C <b>C17186</b>																					
Client / Reporting Information		Project Information																					
Company Name: <b>Inis</b>		Project Name: <b>Romic</b>																					
Address:		Street:																					
City State Zip:		City State:																					
Project Contact: <b>see p1</b>		Project #:																					
Phone #:		EMAIL:																					
Sampler's Name:		Client Purchase Order #:																					
Accutest Sample ID	Sample ID / Field Point / Point of Collection	Collection				Number of preserved Bottles												Requested Analysis	Matrix Codes				
		Date	Time	Sampled by	Matrix	# of bottles	SP	NIH	NIH2	HSOC	PCOC	NAHSOC	MESH	ENCORE	WW- Wastewater GW- Ground Water SW- Surface Water SO- Soil OI- Oil WP- Wipe LIQ- Non-aqueous Liquid AIR DW- Drinking Water (Perchlorate Only)								
-11	P25-2.7	7/26	1100	SM	SO	4												VOCs 8260 Chm 17 metals (6010700) Pb, Cd, Cr 6010 TPH-g, d, m, B015 SVOCs 8270 Pesticides 8081A PCBs 8082					
-12	TPS-1.0		1150			3																	
-13	TPS-3.5		1155			3																	
-14	TPSA-3.5		1155			3																	
-15	TPS-6.5		1200			3																	
-16	G18-1.0		1310			3																	
-17	G18A-1.0		1315			3																	
-18	G18-3.5		1320			3																	
-19	G18-6.5		1325			3																	
Turnaround Time ( Business days)		Data Deliverable Information				Comments / Remarks																	
<input type="checkbox"/> Standard TAT 15 Business Days <input type="checkbox"/> 10 Day (Workload dependent) <input checked="" type="checkbox"/> 5 Day (Workload dependent) <input type="checkbox"/> 3 Day (125% markup) <input type="checkbox"/> 2 Day (150% markup) <input type="checkbox"/> 1 Day (200% markup) <input type="checkbox"/> Same Day (300% markup)		Approved By/ Date:				<input type="checkbox"/> Commercial "A" - Results only <input checked="" type="checkbox"/> Commercial "B" - Results with QC summaries <input type="checkbox"/> Commercial "B+" - Results, QC, and chromatograms <input type="checkbox"/> FULT1 - Level 4 data package <input type="checkbox"/> EDF for Geotracker <input checked="" type="checkbox"/> EDD Format Provide EDF Global ID: _____ Provide EDF Logcode: _____				Silica gel cleanup													
Emergency T/A data available VIA Lablink																							
Sample Custody must be documented below each time samples change possession, including courier delivery.																							
Relinquished by:	Date Time:	Received By:	Date Time:	Relinquished by:	Date Time:	Received By:	Date Time:	Relinquished by:	Date Time:	Received By:	Date Time:	Relinquished by:	Date Time:	Received By:	Date Time:	Relinquished by:	Date Time:						
1	07/27/11	0758			09:20				7-27-11														
3																							
5																							

31  
3



# CHAIN OF CUSTODY

2105 Lundy Ave, San Jose, CA 95131  
 (408) 588-0200 FAX: (408) 588-0201

3 of 4

FED-EX Tracking #				Bottle Order Control #			
Accutest Quote #				Accutest NC Job #: C C17186			
Client / Reporting Information				Project Information			
Company Name: <i>Fry's</i>				Project Name: <i>Romic</i>			
Address				Street			
City		State		City		State	
Project Contact:				Project #			
Phone #				EMAIL:			
Sampler's Name				Client Purchase Order #			
Requested Analysis				Matrix Codes			
<i>VOCs 8260</i> <i>Cam 17 Metals (6010/7100)</i> <i>Pb, Cd, Cr (6010)</i> <i>TPH-g, d, m, s 8015</i> <i>SVOCs 8270</i> <i>Pesticides 8081A</i> <i>POBs 8082</i>				WW- Wastewater GW- Ground Water SW- Surface Water SO- Soil OI-OI WP-Wipe LIQ- Non-aqueous Liquid AIR DW- Drinking Water (Perchlorate Only)			
Accutest Sample ID				LAB USE ONLY			
Sample ID / Field Point / Point of Collection		Date		Time		# of bottles	
-20 <i>G17-1.0</i>		<i>7/26</i>		<i>1350</i>		<i>SM 50 3</i>	
-21 <i>G17A-1.0</i>		<i> </i>		<i>1355</i>		<i>  3</i>	
-22 <i>G17-2.5</i>		<i> </i>		<i>1400</i>		<i>  3</i>	
-23 <i>G17-6.5</i>		<i> </i>		<i>1405</i>		<i>  3</i>	
-24 <i>H17-0.5</i>		<i> </i>		<i>1420</i>		<i>  4</i>	
-25 <i>H17A-0.5</i>		<i> </i>		<i>1415</i>		<i>  3</i>	
-26 <i>H17-3.5</i>		<i> </i>		<i>1425</i>		<i>  3</i>	
-27 <i>H17-6.0</i>		<i> </i>		<i>1430</i>		<i>  3</i>	
-28 <i>D21-1.0</i>		<i> </i>		<i>1520</i>		<i>  3</i>	
-29 <i>D21A-1.0</i>		<i>↓</i>		<i>1525</i>		<i>↓ 3</i>	
Turnaround Time (Business days)		Data Deliverable information		Comments / Remarks			
<input type="checkbox"/> Standard TAT 15 Business Days <input type="checkbox"/> 10 Day (Workload dependent) <input checked="" type="checkbox"/> 5 Day (Workload dependent) <input type="checkbox"/> 3 Day (125% markup) <input type="checkbox"/> 2 Day (150% markup) <input type="checkbox"/> 1 Day (200% markup) <input type="checkbox"/> Same Day (300% markup)		Approved By / Date: _____ _____		<input type="checkbox"/> Commercial "A" - Results only <input checked="" type="checkbox"/> Commercial "B" - Results with QC summaries <input type="checkbox"/> Commercial "B+" - Results, QC, and chromatograms <input type="checkbox"/> FULT1 - Level 4 data package <input type="checkbox"/> EDF for Geotracker <input checked="" type="checkbox"/> EDD Format Provide EDF Global ID: _____ Provide EDF Logcode: _____			
Emergency T/A data available VIA Lablink							
Sample Custody must be documented below each time samples change possession, including courier delivery.							
1	Relinquished by: <i>[Signature]</i>	Date Time: <i>07/27/11 0758</i>	Received By: <i>[Signature]</i>	Relinquished By: <i>[Signature]</i>	Date Time: <i>09:20 7-27-11</i>	Received By: <i>[Signature]</i>	
2	Relinquished by:	Date Time:	Received By:	Relinquished by:	Date Time:	Received By:	
3	Relinquished by:	Date Time:	Received By:	Custody Seal #	Appropriate Bottle / Pres. Y / N	Headspace Y / N	On Ice Y / N
4	Relinquished by:	Date Time:	Received By:	Labels match Coc? Y / N	Separate Receiving Check List used: Y / N		Cooler Temp. _____ °C
5	Relinquished by:	Date Time:	Received By:				

31  
3

C17186: Chain of Custody

Page 3 of 5

4 of 4

FED-EX Tracking #		Bottle Order Control #	
Accutest Quote #		Accutest NC Job #: C17186	
Client / Reporting Information		Project Information	
Company Name: Romie Iris		Project Name: Romie	
Address		Street	
City State Zip		City State	
Project Contact: see p 1		Project #	
Phone #		EMAIL:	
Samplers Name		Client Purchase Order #	
Requested Analysis		Matrix Codes	
VOCs 8260 CAN 17 metals (6010/700) Pb, Cd, Cr (6010) TPH-d, g, mg, 8015 SVOCs 8270 Pesticides 8081A PCBs 8080		WW- Wastewater GW- Ground Water SW- Surface Water SO- Soil OH- Oil WP- Wipe LIQ - Non-aqueous Liquid AIR DW- Drinking Water (Perchlorate Only)	
Accutest Sample ID		LAB USE ONLY	
Sample ID / Field Point / Point of Collection		Collection	
Date		Time	
Sampled by		Matrix	
# of bottles		Number of preserved Bottles	
		SI	
		NH3	
		NH4	
		H2SO4	
		HNO3	
		H2O2	
		METH	
		EMCORE	
-20 D21-3.5 7/26 1530 SM 50 3		X	
-31 D22-1.0 1555 4		X X X X X	
-32 D22A-1.0 1600 3		X X X X X	
-33 D22-7.5 1605 3		X X X X X	
-34 E22-0.8 1655 3		X X X X X	
-35 E22A-0.8 1700 3		X X X X X	
-36 E22-3.0 1705 3		X X X X X	
-37 E22-7.5 1710 3		X X X X X	
Turnaround Time ( Business days)		Data Deliverable Information	
<input type="checkbox"/> Standard TAT 15 Business Days <input type="checkbox"/> 10 Day (Workload dependent) <input checked="" type="checkbox"/> 5 Day (Workload dependent) <input type="checkbox"/> 3 Day (125% markup) <input type="checkbox"/> 2 Day (150% markup) <input type="checkbox"/> 1 Day (200% markup) <input type="checkbox"/> Same Day (300% markup)		<input type="checkbox"/> Commercial "A" - Results only <input checked="" type="checkbox"/> Commercial "B" - Results with QC summaries <input type="checkbox"/> Commercial "B+" - Results, QC, and chromatograms <input type="checkbox"/> FULL1 - Level 4 data package <input type="checkbox"/> EDF for Geotracker <input checked="" type="checkbox"/> EDD Format Provide EDF Global ID: _____ Provide EDF Logcode: _____	
Approved By/ Date:		Comments / Remarks	
		Silica gel cleanup	
Emergency T/A data available VIA Lablink			
Sample Custody must be documented below each time samples change possession, including courier delivery.			
Relinquished by Sampler:	Date Time:	Received By:	Date Time:
1 [Signature] 07/27/11	0758	1 [Signature]	09:20
Relinquished by:	Date Time:	Received By:	Date Time:
2 [Signature]		2 [Signature]	7:27-11
3		3	
Relinquished by:	Date Time:	Received By:	Date Time:
4		4	
5		5	
Custody Seal #	Appropriate Bottle / Pres. Y / N	Headspace Y / N	On Ice Y / N
	Labels match Coc? Y / N	Separate Receiving Check List used: Y / N	Cooler Temp. _____ °C

31  
3



Review Chain of Custody

Chain of Custody is to be complete and legible.

- Are these regulatory (NPDES) samples? GWA-
Is pH requested?
Was Client informed that hold time is 15 min?
Was ortho-Phosphate filtered with in 15 min?
Are sample within hold time?
Are sample in danger of exceeding hold-time?
Existing Client?
If No: Is Report to info complete and legible, including;
Special requirements?
Sample IDs / date & time of collection provided?
Is Matrix listed and correct?
Analyses listed, we do, or client has authorized a subcontract?
Chain is signed and dated by both client and sample custodian?
IAT requested available?

Table with 3 columns: Client Sample ID, pH Check, Other Comments/Issues. Multiple empty rows for data entry.

Review Coolers:

- Were all Coolers temperatures measured at 56°C?
If cooler is outside the 56°C; note down the affected bottles in that cooler on the left
Are samples on Ice?
Note that ANC does NOT accept evidentiary samples. (We do not lock refrigerators)

Shipment Received Method AC
Custody Seals: Present: Yes / No If Yes; Unbroken: Yes / No

Review of Sample Bottles: If you answer no, explain to the side

- Chain matches bottle labels?
Sample bottle intact?
Is there enough sample volume in proper bottle for requested analyses?
Proper Preservatives?
Headspace-VOAs? Greater than 6mm in diameter List sample ID and affected container

Non-Compliance issues and discrepancies on the COC are forwarded to Project Management

\\Accunca.accutest.com\depts\qa\sops\sop\_complete\list\_2010\current\_active\_sop\_oct\_2010\sc001f1\_0\_form1\_samplecontrol\_samplerereceivingchecklist\_2009-01-01.doc



## GC/MS Volatiles

---

### QC Data Summaries

---

Includes the following where applicable:

- Method Blank Summaries
- Blank Spike Summaries
- Matrix Spike and Duplicate Summaries

## Method Blank Summary

**Job Number:** C17186  
**Account:** IRISECAO Iris Environmental  
**Project:** Romic Soil Investigation(Romic EPA) - 2081 Bay Road,East Palo Alto,CA

Sample	File ID	DF	Analyzed	By	Prep Date	Prep Batch	Analytical Batch
VL300-MB	L9593.D	1	08/06/11	TF	n/a	n/a	VL300

The QC reported here applies to the following samples:

Method: SW846 8260B

C17186-2, C17186-3, C17186-4, C17186-5, C17186-6, C17186-7, C17186-8, C17186-9, C17186-10, C17186-11, C17186-12, C17186-13, C17186-14, C17186-15, C17186-16, C17186-17, C17186-18, C17186-19, C17186-20, C17186-21

CAS No.	Compound	Result	RL	MDL	Units	Q
67-64-1	Acetone	ND	100	20	ug/kg	
71-43-2	Benzene	ND	5.0	1.5	ug/kg	
108-86-1	Bromobenzene	ND	5.0	1.5	ug/kg	
74-97-5	Bromochloromethane	ND	5.0	1.5	ug/kg	
75-27-4	Bromodichloromethane	ND	5.0	1.0	ug/kg	
75-25-2	Bromoform	ND	5.0	1.0	ug/kg	
104-51-8	n-Butylbenzene	ND	5.0	1.5	ug/kg	
135-98-8	sec-Butylbenzene	ND	5.0	1.5	ug/kg	
98-06-6	tert-Butylbenzene	ND	5.0	1.5	ug/kg	
108-90-7	Chlorobenzene	ND	5.0	1.5	ug/kg	
75-00-3	Chloroethane	ND	5.0	1.5	ug/kg	
67-66-3	Chloroform	ND	5.0	1.5	ug/kg	
95-49-8	o-Chlorotoluene	ND	5.0	1.5	ug/kg	
106-43-4	p-Chlorotoluene	ND	5.0	1.5	ug/kg	
56-23-5	Carbon tetrachloride	ND	5.0	1.0	ug/kg	
75-34-3	1,1-Dichloroethane	ND	5.0	1.0	ug/kg	
75-35-4	1,1-Dichloroethylene	ND	5.0	1.5	ug/kg	
563-58-6	1,1-Dichloropropene	ND	5.0	1.5	ug/kg	
96-12-8	1,2-Dibromo-3-chloropropane	ND	5.0	1.0	ug/kg	
106-93-4	1,2-Dibromoethane	ND	5.0	1.0	ug/kg	
107-06-2	1,2-Dichloroethane	ND	5.0	1.5	ug/kg	
78-87-5	1,2-Dichloropropane	ND	5.0	1.5	ug/kg	
142-28-9	1,3-Dichloropropane	ND	5.0	1.5	ug/kg	
108-20-3	Di-Isopropyl ether	ND	5.0	1.5	ug/kg	
594-20-7	2,2-Dichloropropane	ND	5.0	1.5	ug/kg	
124-48-1	Dibromochloromethane	ND	5.0	1.0	ug/kg	
75-71-8	Dichlorodifluoromethane	ND	5.0	1.0	ug/kg	
156-59-2	cis-1,2-Dichloroethylene	ND	5.0	1.5	ug/kg	
10061-01-5	cis-1,3-Dichloropropene	ND	5.0	1.5	ug/kg	
541-73-1	m-Dichlorobenzene	ND	5.0	1.5	ug/kg	
95-50-1	o-Dichlorobenzene	ND	5.0	1.5	ug/kg	
106-46-7	p-Dichlorobenzene	ND	5.0	1.5	ug/kg	
156-60-5	trans-1,2-Dichloroethylene	ND	5.0	1.5	ug/kg	
10061-02-6	trans-1,3-Dichloropropene	ND	5.0	1.5	ug/kg	
100-41-4	Ethylbenzene	ND	5.0	1.5	ug/kg	
637-92-3	Ethyl tert-Butyl Ether	ND	5.0	1.5	ug/kg	

## Method Blank Summary

**Job Number:** C17186  
**Account:** IRISECAO Iris Environmental  
**Project:** Romic Soil Investigation(Romic EPA) - 2081 Bay Road,East Palo Alto,CA

Sample	File ID	DF	Analyzed	By	Prep Date	Prep Batch	Analytical Batch
VL300-MB	L9593.D	1	08/06/11	TF	n/a	n/a	VL300

**The QC reported here applies to the following samples:** **Method:** SW846 8260B

C17186-2, C17186-3, C17186-4, C17186-5, C17186-6, C17186-7, C17186-8, C17186-9, C17186-10, C17186-11, C17186-12, C17186-13, C17186-14, C17186-15, C17186-16, C17186-17, C17186-18, C17186-19, C17186-20, C17186-21

CAS No.	Compound	Result	RL	MDL	Units	Q
591-78-6	2-Hexanone <sup>a</sup>	ND	40	5.0	ug/kg	
87-68-3	Hexachlorobutadiene	ND	5.0	1.0	ug/kg	
98-82-8	Isopropylbenzene	ND	5.0	1.5	ug/kg	
99-87-6	p-Isopropyltoluene	ND	5.0	1.5	ug/kg	
108-10-1	4-Methyl-2-pentanone	ND	40	15	ug/kg	
74-83-9	Methyl bromide	ND	5.0	2.5	ug/kg	
74-87-3	Methyl chloride	ND	5.0	1.5	ug/kg	
74-95-3	Methylene bromide	ND	5.0	2.5	ug/kg	
75-09-2	Methylene chloride	ND	25	16	ug/kg	
78-93-3	Methyl ethyl ketone	ND	40	12	ug/kg	
1634-04-4	Methyl Tert Butyl Ether	ND	5.0	1.0	ug/kg	
91-20-3	Naphthalene	ND	5.0	1.5	ug/kg	
103-65-1	n-Propylbenzene	ND	5.0	1.5	ug/kg	
100-42-5	Styrene	ND	5.0	1.0	ug/kg	
994-05-8	Tert-Amyl Methyl Ether	ND	5.0	1.2	ug/kg	
75-65-0	Tert Butyl Alcohol	ND	40	10	ug/kg	
630-20-6	1,1,1,2-Tetrachloroethane	ND	5.0	1.0	ug/kg	
71-55-6	1,1,1-Trichloroethane	ND	5.0	1.5	ug/kg	
79-34-5	1,1,2,2-Tetrachloroethane	ND	5.0	1.0	ug/kg	
79-00-5	1,1,2-Trichloroethane	ND	5.0	1.0	ug/kg	
87-61-6	1,2,3-Trichlorobenzene	ND	5.0	1.5	ug/kg	
96-18-4	1,2,3-Trichloropropane	ND	5.0	1.5	ug/kg	
120-82-1	1,2,4-Trichlorobenzene	ND	5.0	1.5	ug/kg	
95-63-6	1,2,4-Trimethylbenzene	ND	5.0	1.5	ug/kg	
108-67-8	1,3,5-Trimethylbenzene	ND	5.0	1.5	ug/kg	
127-18-4	Tetrachloroethylene	ND	5.0	3.5	ug/kg	
108-88-3	Toluene	ND	5.0	1.5	ug/kg	
79-01-6	Trichloroethylene	ND	5.0	1.0	ug/kg	
75-69-4	Trichlorofluoromethane	ND	5.0	1.2	ug/kg	
75-01-4	Vinyl chloride	ND	5.0	2.5	ug/kg	
1330-20-7	Xylene (total)	ND	10	4.0	ug/kg	

CAS No.	Surrogate Recoveries	Limits
1868-53-7	Dibromofluoromethane	98% 60-130%

## Method Blank Summary

**Job Number:** C17186  
**Account:** IRISECAO Iris Environmental  
**Project:** Romic Soil Investigation(Romic EPA) - 2081 Bay Road,East Palo Alto,CA

Sample	File ID	DF	Analyzed	By	Prep Date	Prep Batch	Analytical Batch
VL300-MB	L9593.D	1	08/06/11	TF	n/a	n/a	VL300

The QC reported here applies to the following samples:

Method: SW846 8260B

C17186-2, C17186-3, C17186-4, C17186-5, C17186-6, C17186-7, C17186-8, C17186-9, C17186-10, C17186-11, C17186-12, C17186-13, C17186-14, C17186-15, C17186-16, C17186-17, C17186-18, C17186-19, C17186-20, C17186-21

CAS No.	Surrogate Recoveries	Limits
2037-26-5	Toluene-D8	111% 60-130%
460-00-4	4-Bromofluorobenzene	104% 60-130%

(a) CCV outside of control limits (biased high); not detected in sample.

4.1.1  
4

## Method Blank Summary

**Job Number:** C17186  
**Account:** IRISECAO Iris Environmental  
**Project:** Romic Soil Investigation(Romic EPA) - 2081 Bay Road,East Palo Alto,CA

Sample	File ID	DF	Analyzed	By	Prep Date	Prep Batch	Analytical Batch
VM837-MB	M26335.D	1	08/06/11	TN	n/a	n/a	VM837

**The QC reported here applies to the following samples:** **Method:** SW846 8260B

C17186-22, C17186-23, C17186-24, C17186-25, C17186-26, C17186-27, C17186-28, C17186-29, C17186-30, C17186-31, C17186-32, C17186-33, C17186-34, C17186-35, C17186-36, C17186-37

CAS No.	Compound	Result	RL	MDL	Units	Q
67-64-1	Acetone	ND	100	20	ug/kg	
71-43-2	Benzene	ND	5.0	1.5	ug/kg	
108-86-1	Bromobenzene	ND	5.0	1.5	ug/kg	
74-97-5	Bromochloromethane	ND	5.0	1.5	ug/kg	
75-27-4	Bromodichloromethane	ND	5.0	1.0	ug/kg	
75-25-2	Bromoform	ND	5.0	1.0	ug/kg	
104-51-8	n-Butylbenzene	ND	5.0	1.5	ug/kg	
135-98-8	sec-Butylbenzene	ND	5.0	1.5	ug/kg	
98-06-6	tert-Butylbenzene	ND	5.0	1.5	ug/kg	
108-90-7	Chlorobenzene	ND	5.0	1.5	ug/kg	
75-00-3	Chloroethane	ND	5.0	1.5	ug/kg	
67-66-3	Chloroform	ND	5.0	1.5	ug/kg	
95-49-8	o-Chlorotoluene	ND	5.0	1.5	ug/kg	
106-43-4	p-Chlorotoluene	ND	5.0	1.5	ug/kg	
56-23-5	Carbon tetrachloride	ND	5.0	1.0	ug/kg	
75-34-3	1,1-Dichloroethane	ND	5.0	1.0	ug/kg	
75-35-4	1,1-Dichloroethylene	ND	5.0	1.5	ug/kg	
563-58-6	1,1-Dichloropropene	ND	5.0	1.5	ug/kg	
96-12-8	1,2-Dibromo-3-chloropropane	ND	5.0	1.0	ug/kg	
106-93-4	1,2-Dibromoethane	ND	5.0	1.0	ug/kg	
107-06-2	1,2-Dichloroethane	ND	5.0	1.5	ug/kg	
78-87-5	1,2-Dichloropropane	ND	5.0	1.5	ug/kg	
142-28-9	1,3-Dichloropropane	ND	5.0	1.5	ug/kg	
108-20-3	Di-Isopropyl ether	ND	5.0	1.5	ug/kg	
594-20-7	2,2-Dichloropropane	ND	5.0	1.5	ug/kg	
124-48-1	Dibromochloromethane	ND	5.0	1.0	ug/kg	
75-71-8	Dichlorodifluoromethane	ND	5.0	1.0	ug/kg	
156-59-2	cis-1,2-Dichloroethylene	ND	5.0	1.5	ug/kg	
10061-01-5	cis-1,3-Dichloropropene	ND	5.0	1.5	ug/kg	
541-73-1	m-Dichlorobenzene	ND	5.0	1.5	ug/kg	
95-50-1	o-Dichlorobenzene	ND	5.0	1.5	ug/kg	
106-46-7	p-Dichlorobenzene	ND	5.0	1.5	ug/kg	
156-60-5	trans-1,2-Dichloroethylene	ND	5.0	1.5	ug/kg	
10061-02-6	trans-1,3-Dichloropropene	ND	5.0	1.5	ug/kg	
100-41-4	Ethylbenzene	ND	5.0	1.5	ug/kg	
637-92-3	Ethyl tert-Butyl Ether	ND	5.0	1.5	ug/kg	

4.1.2  
4

## Method Blank Summary

**Job Number:** C17186  
**Account:** IRISECAO Iris Environmental  
**Project:** Romic Soil Investigation(Romic EPA) - 2081 Bay Road,East Palo Alto,CA

Sample	File ID	DF	Analyzed	By	Prep Date	Prep Batch	Analytical Batch
VM837-MB	M26335.D	1	08/06/11	TN	n/a	n/a	VM837

**The QC reported here applies to the following samples:** **Method:** SW846 8260B

C17186-22, C17186-23, C17186-24, C17186-25, C17186-26, C17186-27, C17186-28, C17186-29, C17186-30, C17186-31, C17186-32, C17186-33, C17186-34, C17186-35, C17186-36, C17186-37

CAS No.	Compound	Result	RL	MDL	Units	Q
591-78-6	2-Hexanone	ND	40	5.0	ug/kg	
87-68-3	Hexachlorobutadiene	ND	5.0	1.0	ug/kg	
98-82-8	Isopropylbenzene	ND	5.0	1.5	ug/kg	
99-87-6	p-Isopropyltoluene	ND	5.0	1.5	ug/kg	
108-10-1	4-Methyl-2-pentanone	ND	40	15	ug/kg	
74-83-9	Methyl bromide	ND	5.0	2.5	ug/kg	
74-87-3	Methyl chloride	ND	5.0	1.5	ug/kg	
74-95-3	Methylene bromide	ND	5.0	2.5	ug/kg	
75-09-2	Methylene chloride	ND	25	16	ug/kg	
78-93-3	Methyl ethyl ketone	ND	40	12	ug/kg	
1634-04-4	Methyl Tert Butyl Ether	ND	5.0	1.0	ug/kg	
91-20-3	Naphthalene	ND	5.0	1.5	ug/kg	
103-65-1	n-Propylbenzene	ND	5.0	1.5	ug/kg	
100-42-5	Styrene	ND	5.0	1.0	ug/kg	
994-05-8	Tert-Amyl Methyl Ether	ND	5.0	1.2	ug/kg	
75-65-0	Tert Butyl Alcohol	ND	40	10	ug/kg	
630-20-6	1,1,1,2-Tetrachloroethane	ND	5.0	1.0	ug/kg	
71-55-6	1,1,1-Trichloroethane	ND	5.0	1.5	ug/kg	
79-34-5	1,1,2,2-Tetrachloroethane	ND	5.0	1.0	ug/kg	
79-00-5	1,1,2-Trichloroethane	ND	5.0	1.0	ug/kg	
87-61-6	1,2,3-Trichlorobenzene	ND	5.0	1.5	ug/kg	
96-18-4	1,2,3-Trichloropropane	ND	5.0	1.5	ug/kg	
120-82-1	1,2,4-Trichlorobenzene	ND	5.0	1.5	ug/kg	
95-63-6	1,2,4-Trimethylbenzene	ND	5.0	1.5	ug/kg	
108-67-8	1,3,5-Trimethylbenzene	ND	5.0	1.5	ug/kg	
127-18-4	Tetrachloroethylene	ND	5.0	3.5	ug/kg	
108-88-3	Toluene	ND	5.0	1.5	ug/kg	
79-01-6	Trichloroethylene	ND	5.0	1.0	ug/kg	
75-69-4	Trichlorofluoromethane	ND	5.0	1.2	ug/kg	
75-01-4	Vinyl chloride	ND	5.0	2.5	ug/kg	
1330-20-7	Xylene (total)	ND	10	4.0	ug/kg	

CAS No.	Surrogate Recoveries	Limits
1868-53-7	Dibromofluoromethane	87% 60-130%

4.1.2  
4

## Method Blank Summary

**Job Number:** C17186  
**Account:** IRISECAO Iris Environmental  
**Project:** Romic Soil Investigation(Romic EPA) - 2081 Bay Road,East Palo Alto,CA

Sample	File ID	DF	Analyzed	By	Prep Date	Prep Batch	Analytical Batch
VM837-MB	M26335.D	1	08/06/11	TN	n/a	n/a	VM837

The QC reported here applies to the following samples:

Method: SW846 8260B

C17186-22, C17186-23, C17186-24, C17186-25, C17186-26, C17186-27, C17186-28, C17186-29, C17186-30, C17186-31, C17186-32, C17186-33, C17186-34, C17186-35, C17186-36, C17186-37

CAS No.	Surrogate Recoveries	Limits
2037-26-5	Toluene-D8	102% 60-130%
460-00-4	4-Bromofluorobenzene	99% 60-130%



# Blank Spike/Blank Spike Duplicate Summary

**Job Number:** C17186  
**Account:** IRISECAO Iris Environmental  
**Project:** Romic Soil Investigation(Romic EPA) - 2081 Bay Road,East Palo Alto,CA

Sample	File ID	DF	Analyzed	By	Prep Date	Prep Batch	Analytical Batch
VL300-BS	L9591.D	1	08/06/11	TF	n/a	n/a	VL300
VL300-BSD	L9592.D	1	08/06/11	TF	n/a	n/a	VL300

**The QC reported here applies to the following samples:** **Method:** SW846 8260B

C17186-2, C17186-3, C17186-4, C17186-5, C17186-6, C17186-7, C17186-8, C17186-9, C17186-10, C17186-11, C17186-12, C17186-13, C17186-14, C17186-15, C17186-16, C17186-17, C17186-18, C17186-19, C17186-20, C17186-21

CAS No.	Compound	Spike ug/kg	BSP ug/kg	BSP %	BSD ug/kg	BSD %	RPD	Limits Rec/RPD
67-64-1	Acetone	160	175	109	147	92	17	60-130/30
71-43-2	Benzene	40	39.8	100	34.4	86	15	60-130/30
108-86-1	Bromobenzene	40	45.7	114	40.1	100	13	60-130/30
74-97-5	Bromochloromethane	40	39.5	99	35.2	88	12	60-130/30
75-27-4	Bromodichloromethane	40	43.7	109	37.9	95	14	60-130/30
75-25-2	Bromoform	40	47.5	119	41.9	105	13	60-130/30
104-51-8	n-Butylbenzene	40	46.8	117	39.1	98	18	60-130/30
135-98-8	sec-Butylbenzene	40	48.0	120	40.0	100	18	60-130/30
98-06-6	tert-Butylbenzene	40	46.9	117	39.7	99	17	60-130/30
108-90-7	Chlorobenzene	40	44.8	112	39.0	98	14	60-130/30
75-00-3	Chloroethane	40	43.9	110	38.0	95	14	60-130/30
67-66-3	Chloroform	40	41.4	104	35.8	90	15	60-130/30
95-49-8	o-Chlorotoluene	40	47.4	119	40.3	101	16	60-130/30
106-43-4	p-Chlorotoluene	40	46.0	115	39.6	99	15	60-130/30
56-23-5	Carbon tetrachloride	40	39.3	98	33.1	83	17	60-130/30
75-34-3	1,1-Dichloroethane	40	39.9	100	34.8	87	14	60-130/30
75-35-4	1,1-Dichloroethylene	40	32.5	81	27.7	69	16	60-130/30
563-58-6	1,1-Dichloropropene	40	38.4	96	32.4	81	17	60-130/30
96-12-8	1,2-Dibromo-3-chloropropane	40	47.4	119	41.7	104	13	60-130/30
106-93-4	1,2-Dibromoethane	40	45.0	113	40.1	100	12	60-130/30
107-06-2	1,2-Dichloroethane	40	41.1	103	36.2	91	13	60-130/30
78-87-5	1,2-Dichloropropane	40	41.4	104	35.6	89	15	60-130/30
142-28-9	1,3-Dichloropropane	40	46.9	117	41.4	104	12	60-130/30
108-20-3	Di-Isopropyl ether	40	42.4	106	37.2	93	13	60-130/30
594-20-7	2,2-Dichloropropane	40	40.4	101	34.1	85	17	60-130/30
124-48-1	Dibromochloromethane	40	47.0	118	41.5	104	12	60-130/30
75-71-8	Dichlorodifluoromethane	40	39.2	98	32.8	82	18	60-130/30
156-59-2	cis-1,2-Dichloroethylene	40	39.8	100	34.7	87	14	60-130/30
10061-01-5	cis-1,3-Dichloropropene	40	44.8	112	39.3	98	13	60-130/30
541-73-1	m-Dichlorobenzene	40	47.1	118	40.0	100	16	60-130/30
95-50-1	o-Dichlorobenzene	40	46.9	117	41.8	105	11	60-130/30
106-46-7	p-Dichlorobenzene	40	47.2	118	40.4	101	16	60-130/30
156-60-5	trans-1,2-Dichloroethylene	40	36.3	91	31.2	78	15	60-130/30
10061-02-6	trans-1,3-Dichloropropene	40	45.1	113	40.0	100	12	60-130/30
100-41-4	Ethylbenzene	40	44.4	111	37.9	95	16	60-130/30
637-92-3	Ethyl tert-Butyl Ether	40	41.9	105	37.0	93	12	60-130/30

4.2.1  
4

# Blank Spike/Blank Spike Duplicate Summary

**Job Number:** C17186  
**Account:** IRISECAO Iris Environmental  
**Project:** Romic Soil Investigation(Romic EPA) - 2081 Bay Road,East Palo Alto,CA

Sample	File ID	DF	Analyzed	By	Prep Date	Prep Batch	Analytical Batch
VL300-BS	L9591.D	1	08/06/11	TF	n/a	n/a	VL300
VL300-BSD	L9592.D	1	08/06/11	TF	n/a	n/a	VL300

**The QC reported here applies to the following samples:** **Method:** SW846 8260B

C17186-2, C17186-3, C17186-4, C17186-5, C17186-6, C17186-7, C17186-8, C17186-9, C17186-10, C17186-11, C17186-12, C17186-13, C17186-14, C17186-15, C17186-16, C17186-17, C17186-18, C17186-19, C17186-20, C17186-21

CAS No.	Compound	Spike ug/kg	BSP ug/kg	BSP %	BSD ug/kg	BSD %	RPD	Limits Rec/RPD
591-78-6	2-Hexanone	160	192	120 <sup>a</sup>	161	101 <sup>a</sup>	18 <sup>a</sup>	60-130/30
87-68-3	Hexachlorobutadiene	40	50.9	127	41.0	103	22	60-130/30
98-82-8	Isopropylbenzene	40	45.2	113	38.3	96	17	60-130/30
99-87-6	p-Isopropyltoluene	40	46.8	117	39.3	98	17	60-130/30
108-10-1	4-Methyl-2-pentanone	160	175	109	145	91	19	60-130/30
74-83-9	Methyl bromide	40	44.8	112	39.0	98	14	60-130/30
74-87-3	Methyl chloride	40	36.1	90	38.9	97	7	60-130/30
74-95-3	Methylene bromide	40	41.6	104	36.7	92	13	60-130/30
75-09-2	Methylene chloride	40	35.3	88	31.1	78	13	60-130/30
78-93-3	Methyl ethyl ketone	160	176	110	143	89	21	60-130/30
1634-04-4	Methyl Tert Butyl Ether	40	42.3	106	37.5	94	12	60-130/30
91-20-3	Naphthalene	40	47.9	120	42.7	107	11	60-130/30
103-65-1	n-Propylbenzene	40	46.6	117	39.2	98	17	60-130/30
100-42-5	Styrene	40	46.2	116	39.7	99	15	60-130/30
994-05-8	Tert-Amyl Methyl Ether	40	43.8	110	38.8	97	12	60-130/30
75-65-0	Tert Butyl Alcohol	200	210	105	175	88	18	60-130/30
630-20-6	1,1,1,2-Tetrachloroethane	40	45.2	113	40.0	100	12	60-130/30
71-55-6	1,1,1-Trichloroethane	40	38.9	97	32.9	82	17	60-130/30
79-34-5	1,1,2,2-Tetrachloroethane	40	48.1	120	42.5	106	12	60-130/30
79-00-5	1,1,2-Trichloroethane	40	46.4	116	41.1	103	12	60-130/30
87-61-6	1,2,3-Trichlorobenzene	40	47.6	119	41.6	104	13	60-130/30
96-18-4	1,2,3-Trichloropropane	40	45.7	114	40.2	101	13	60-130/30
120-82-1	1,2,4-Trichlorobenzene	40	47.4	119	40.3	101	16	60-130/30
95-63-6	1,2,4-Trimethylbenzene	40	46.2	116	39.4	99	16	60-130/30
108-67-8	1,3,5-Trimethylbenzene	40	46.6	117	39.4	99	17	60-130/30
127-18-4	Tetrachloroethylene	40	41.6	104	37.9	95	9	60-130/30
108-88-3	Toluene	40	43.2	108	37.3	93	15	60-130/30
79-01-6	Trichloroethylene	40	41.0	103	34.8	87	16	60-130/30
75-69-4	Trichlorofluoromethane	40	43.5	109	36.8	92	17	60-130/30
75-01-4	Vinyl chloride	40	49.1	123	42.2	106	15	60-130/30
1330-20-7	Xylene (total)	120	136	113	116	97	16	60-130/30

CAS No.	Surrogate Recoveries	BSP	BSD	Limits
1868-53-7	Dibromofluoromethane	105%	104%	60-130%

4.2.1  
4

# Blank Spike/Blank Spike Duplicate Summary

**Job Number:** C17186  
**Account:** IRISECAO Iris Environmental  
**Project:** Romic Soil Investigation(Romic EPA) - 2081 Bay Road,East Palo Alto,CA

Sample	File ID	DF	Analyzed	By	Prep Date	Prep Batch	Analytical Batch
VL300-BS	L9591.D	1	08/06/11	TF	n/a	n/a	VL300
VL300-BSD	L9592.D	1	08/06/11	TF	n/a	n/a	VL300

**The QC reported here applies to the following samples:** **Method:** SW846 8260B

C17186-2, C17186-3, C17186-4, C17186-5, C17186-6, C17186-7, C17186-8, C17186-9, C17186-10, C17186-11, C17186-12, C17186-13, C17186-14, C17186-15, C17186-16, C17186-17, C17186-18, C17186-19, C17186-20, C17186-21

CAS No.	Surrogate Recoveries	BSP	BSD	Limits
2037-26-5	Toluene-D8	110%	111%	60-130%
460-00-4	4-Bromofluorobenzene	106%	106%	60-130%

(a) CCV outside of control limits (biased high); not detected in sample.

4.2.1  
4

# Blank Spike/Blank Spike Duplicate Summary

**Job Number:** C17186  
**Account:** IRISECAO Iris Environmental  
**Project:** Romic Soil Investigation(Romic EPA) - 2081 Bay Road,East Palo Alto,CA

Sample	File ID	DF	Analyzed	By	Prep Date	Prep Batch	Analytical Batch
VM837-BS	M26333.D	1	08/06/11	TN	n/a	n/a	VM837
VM837-BSD	M26334.D	1	08/06/11	TN	n/a	n/a	VM837

**The QC reported here applies to the following samples:** **Method:** SW846 8260B

C17186-22, C17186-23, C17186-24, C17186-25, C17186-26, C17186-27, C17186-28, C17186-29, C17186-30, C17186-31, C17186-32, C17186-33, C17186-34, C17186-35, C17186-36, C17186-37

CAS No.	Compound	Spike ug/kg	BSP ug/kg	BSP %	BSD ug/kg	BSD %	RPD	Limits Rec/RPD
67-64-1	Acetone	160	141	88	133	83	6	60-130/30
71-43-2	Benzene	40	40.3	101	39.2	98	3	60-130/30
108-86-1	Bromobenzene	40	44.3	111	43.8	110	1	60-130/30
74-97-5	Bromochloromethane	40	41.0	103	39.6	99	3	60-130/30
75-27-4	Bromodichloromethane	40	41.2	103	39.6	99	4	60-130/30
75-25-2	Bromoform	40	47.3	118	44.3	111	7	60-130/30
104-51-8	n-Butylbenzene	40	39.4	99	37.7	94	4	60-130/30
135-98-8	sec-Butylbenzene	40	40.9	102	40.0	100	2	60-130/30
98-06-6	tert-Butylbenzene	40	42.2	106	40.8	102	3	60-130/30
108-90-7	Chlorobenzene	40	44.2	111	41.8	105	6	60-130/30
75-00-3	Chloroethane	40	40.2	101	39.6	99	2	60-130/30
67-66-3	Chloroform	40	37.1	93	36.1	90	3	60-130/30
95-49-8	o-Chlorotoluene	40	40.8	102	36.9	92	10	60-130/30
106-43-4	p-Chlorotoluene	40	37.6	94	40.3	101	7	60-130/30
56-23-5	Carbon tetrachloride	40	40.2	101	38.9	97	3	60-130/30
75-34-3	1,1-Dichloroethane	40	35.2	88	34.3	86	3	60-130/30
75-35-4	1,1-Dichloroethylene	40	36.9	92	35.2	88	5	60-130/30
563-58-6	1,1-Dichloropropene	40	38.4	96	37.2	93	3	60-130/30
96-12-8	1,2-Dibromo-3-chloropropane	40	35.9	90	34.0	85	5	60-130/30
106-93-4	1,2-Dibromoethane	40	43.8	110	40.5	101	8	60-130/30
107-06-2	1,2-Dichloroethane	40	38.6	97	37.4	94	3	60-130/30
78-87-5	1,2-Dichloropropane	40	39.9	100	38.1	95	5	60-130/30
142-28-9	1,3-Dichloropropane	40	41.3	103	38.9	97	6	60-130/30
108-20-3	Di-Isopropyl ether	40	38.7	97	38.0	95	2	60-130/30
594-20-7	2,2-Dichloropropane	40	34.9	87	33.6	84	4	60-130/30
124-48-1	Dibromochloromethane	40	45.1	113	42.2	106	7	60-130/30
75-71-8	Dichlorodifluoromethane	40	35.2	88	33.2	83	6	60-130/30
156-59-2	cis-1,2-Dichloroethylene	40	38.1	95	37.4	94	2	60-130/30
10061-01-5	cis-1,3-Dichloropropene	40	40.7	102	39.5	99	3	60-130/30
541-73-1	m-Dichlorobenzene	40	43.9	110	43.0	108	2	60-130/30
95-50-1	o-Dichlorobenzene	40	43.6	109	43.4	109	0	60-130/30
106-46-7	p-Dichlorobenzene	40	43.7	109	42.7	107	2	60-130/30
156-60-5	trans-1,2-Dichloroethylene	40	37.1	93	36.0	90	3	60-130/30
10061-02-6	trans-1,3-Dichloropropene	40	41.5	104	38.6	97	7	60-130/30
100-41-4	Ethylbenzene	40	41.7	104	39.6	99	5	60-130/30
637-92-3	Ethyl tert-Butyl Ether	40	35.6	89	34.7	87	3	60-130/30

4.2.2  
4

# Blank Spike/Blank Spike Duplicate Summary

**Job Number:** C17186  
**Account:** IRISECAO Iris Environmental  
**Project:** Romic Soil Investigation(Romic EPA) - 2081 Bay Road,East Palo Alto,CA

Sample	File ID	DF	Analyzed	By	Prep Date	Prep Batch	Analytical Batch
VM837-BS	M26333.D	1	08/06/11	TN	n/a	n/a	VM837
VM837-BSD	M26334.D	1	08/06/11	TN	n/a	n/a	VM837

**The QC reported here applies to the following samples:** **Method:** SW846 8260B

C17186-22, C17186-23, C17186-24, C17186-25, C17186-26, C17186-27, C17186-28, C17186-29, C17186-30, C17186-31, C17186-32, C17186-33, C17186-34, C17186-35, C17186-36, C17186-37

CAS No.	Compound	Spike ug/kg	BSP ug/kg	BSP %	BSD ug/kg	BSD %	RPD	Limits Rec/RPD
591-78-6	2-Hexanone	160	145	91	131	82	10	60-130/30
87-68-3	Hexachlorobutadiene	40	45.4	114	44.1	110	3	60-130/30
98-82-8	Isopropylbenzene	40	43.5	109	40.8	102	6	60-130/30
99-87-6	p-Isopropyltoluene	40	41.7	104	40.6	102	3	60-130/30
108-10-1	4-Methyl-2-pentanone	160	143	89	135	84	6	60-130/30
74-83-9	Methyl bromide	40	41.8	105	41.1	103	2	60-130/30
74-87-3	Methyl chloride	40	32.7	82	33.9	85	4	60-130/30
74-95-3	Methylene bromide	40	41.5	104	40.3	101	3	60-130/30
75-09-2	Methylene chloride	40	35.4	89	34.3	86	3	60-130/30
78-93-3	Methyl ethyl ketone	160	143	89	133	83	7	60-130/30
1634-04-4	Methyl Tert Butyl Ether	40	36.3	91	35.0	88	4	60-130/30
91-20-3	Naphthalene	40	42.4	106	40.9	102	4	60-130/30
103-65-1	n-Propylbenzene	40	39.4	99	38.1	95	3	60-130/30
100-42-5	Styrene	40	44.3	111	41.6	104	6	60-130/30
994-05-8	Tert-Amyl Methyl Ether	40	36.5	91	35.5	89	3	60-130/30
75-65-0	Tert Butyl Alcohol	200	175	88	159	80	10	60-130/30
630-20-6	1,1,1,2-Tetrachloroethane	40	44.3	111	42.0	105	5	60-130/30
71-55-6	1,1,1-Trichloroethane	40	36.6	92	35.7	89	2	60-130/30
79-34-5	1,1,2,2-Tetrachloroethane	40	38.9	97	37.4	94	4	60-130/30
79-00-5	1,1,2-Trichloroethane	40	41.7	104	39.7	99	5	60-130/30
87-61-6	1,2,3-Trichlorobenzene	40	45.0	113	44.1	110	2	60-130/30
96-18-4	1,2,3-Trichloropropane	40	40.1	100	36.7	92	9	60-130/30
120-82-1	1,2,4-Trichlorobenzene	40	44.8	112	43.2	108	4	60-130/30
95-63-6	1,2,4-Trimethylbenzene	40	40.6	102	39.6	99	2	60-130/30
108-67-8	1,3,5-Trimethylbenzene	40	40.1	100	39.1	98	3	60-130/30
127-18-4	Tetrachloroethylene	40	42.8	107	42.8	107	0	60-130/30
108-88-3	Toluene	40	42.3	106	40.0	100	6	60-130/30
79-01-6	Trichloroethylene	40	43.5	109	42.2	106	3	60-130/30
75-69-4	Trichlorofluoromethane	40	41.1	103	40.6	102	1	60-130/30
75-01-4	Vinyl chloride	40	38.9	97	36.7	92	6	60-130/30
1330-20-7	Xylene (total)	120	131	109	123	103	6	60-130/30

CAS No.	Surrogate Recoveries	BSP	BSD	Limits
1868-53-7	Dibromofluoromethane	93%	92%	60-130%

4.2.2  
4

# Blank Spike/Blank Spike Duplicate Summary

**Job Number:** C17186  
**Account:** IRISECAO Iris Environmental  
**Project:** Romic Soil Investigation(Romic EPA) - 2081 Bay Road,East Palo Alto,CA

Sample	File ID	DF	Analyzed	By	Prep Date	Prep Batch	Analytical Batch
VM837-BS	M26333.D	1	08/06/11	TN	n/a	n/a	VM837
VM837-BSD	M26334.D	1	08/06/11	TN	n/a	n/a	VM837

The QC reported here applies to the following samples:

Method: SW846 8260B

C17186-22, C17186-23, C17186-24, C17186-25, C17186-26, C17186-27, C17186-28, C17186-29, C17186-30, C17186-31, C17186-32, C17186-33, C17186-34, C17186-35, C17186-36, C17186-37

CAS No.	Surrogate Recoveries	BSP	BSD	Limits
2037-26-5	Toluene-D8	100%	98%	60-130%
460-00-4	4-Bromofluorobenzene	101%	98%	60-130%

4.2.2  
4

## GC/MS Semi-volatiles

5

### QC Data Summaries

---

Includes the following where applicable:

- Method Blank Summaries
- Blank Spike Summaries
- Matrix Spike and Duplicate Summaries

## Method Blank Summary

**Job Number:** C17186  
**Account:** IRISECAO Iris Environmental  
**Project:** Romic Soil Investigation(Romic EPA) - 2081 Bay Road,East Palo Alto,CA

Sample	File ID	DF	Analyzed	By	Prep Date	Prep Batch	Analytical Batch
OP4332-MB	Y9113.D	1	07/30/11	MT	07/29/11	OP4332	EY434

The QC reported here applies to the following samples:

Method: SW846 8270C

C17186-7, C17186-11, C17186-24, C17186-31

CAS No.	Compound	Result	RL	MDL	Units	Q
65-85-0	Benzoic acid	ND	1000	890	ug/kg	
95-57-8	2-Chlorophenol	ND	1000	680	ug/kg	
59-50-7	4-Chloro-3-methyl phenol	ND	500	420	ug/kg	
120-83-2	2,4-Dichlorophenol	ND	500	140	ug/kg	
105-67-9	2,4-Dimethylphenol	ND	500	150	ug/kg	
51-28-5	2,4-Dinitrophenol	ND	2500	850	ug/kg	
534-52-1	4,6-Dinitro-o-cresol	ND	2000	1000	ug/kg	
95-48-7	2-Methylphenol	ND	500	170	ug/kg	
	3&4-Methylphenol	ND	500	150	ug/kg	
88-75-5	2-Nitrophenol	ND	500	130	ug/kg	
100-02-7	4-Nitrophenol	ND	2000	1200	ug/kg	
87-86-5	Pentachlorophenol	ND	500	420	ug/kg	
108-95-2	Phenol	ND	2000	1300	ug/kg	
95-95-4	2,4,5-Trichlorophenol	ND	500	120	ug/kg	
88-06-2	2,4,6-Trichlorophenol	ND	500	160	ug/kg	
83-32-9	Acenaphthene	ND	1000	500	ug/kg	
208-96-8	Acenaphthylene	ND	500	200	ug/kg	
62-53-3	Aniline	ND	500	140	ug/kg	
120-12-7	Anthracene	ND	500	100	ug/kg	
103-33-3	Azobenzene	ND	500	170	ug/kg	
92-87-5	Benzidine	ND	2500	730	ug/kg	
56-55-3	Benzo(a)anthracene	ND	500	70	ug/kg	
50-32-8	Benzo(a)pyrene	ND	500	90	ug/kg	
205-99-2	Benzo(b)fluoranthene	ND	500	60	ug/kg	
191-24-2	Benzo(g,h,i)perylene	ND	500	150	ug/kg	
207-08-9	Benzo(k)fluoranthene	ND	500	120	ug/kg	
101-55-3	4-Bromophenyl phenyl ether	ND	500	150	ug/kg	
85-68-7	Butyl benzyl phthalate	ND	500	110	ug/kg	
100-51-6	Benzyl Alcohol	ND	1000	160	ug/kg	
91-58-7	2-Chloronaphthalene	ND	500	180	ug/kg	
106-47-8	4-Chloroaniline	ND	500	140	ug/kg	
86-74-8	Carbazole	ND	500	80	ug/kg	
218-01-9	Chrysene	ND	500	100	ug/kg	
111-91-1	bis(2-Chloroethoxy)methane	ND	500	180	ug/kg	
111-44-4	bis(2-Chloroethyl)ether	ND	500	230	ug/kg	
108-60-1	bis(2-Chloroisopropyl)ether	ND	500	270	ug/kg	



## Method Blank Summary

**Job Number:** C17186  
**Account:** IRISECAO Iris Environmental  
**Project:** Romic Soil Investigation(Romic EPA) - 2081 Bay Road,East Palo Alto,CA

Sample	File ID	DF	Analyzed	By	Prep Date	Prep Batch	Analytical Batch
OP4332-MB	Y9113.D	1	07/30/11	MT	07/29/11	OP4332	EY434

The QC reported here applies to the following samples:

Method: SW846 8270C

C17186-7, C17186-11, C17186-24, C17186-31

CAS No.	Compound	Result	RL	MDL	Units	Q
7005-72-3	4-Chlorophenyl phenyl ether	ND	500	190	ug/kg	
95-50-1	1,2-Dichlorobenzene	ND	500	160	ug/kg	
541-73-1	1,3-Dichlorobenzene	ND	500	150	ug/kg	
106-46-7	1,4-Dichlorobenzene	ND	500	420	ug/kg	
121-14-2	2,4-Dinitrotoluene	ND	500	460	ug/kg	
606-20-2	2,6-Dinitrotoluene	ND	1000	320	ug/kg	
91-94-1	3,3'-Dichlorobenzidine	ND	2500	140	ug/kg	
53-70-3	Dibenzo(a,h)anthracene	ND	500	130	ug/kg	
132-64-9	Dibenzofuran	ND	500	160	ug/kg	
122-39-4	Diphenylamine	ND	500	120	ug/kg	
84-74-2	Di-n-butyl phthalate	ND	500	100	ug/kg	
117-84-0	Di-n-octyl phthalate	ND	500	130	ug/kg	
84-66-2	Diethyl phthalate	ND	500	170	ug/kg	
131-11-3	Dimethyl phthalate	ND	500	180	ug/kg	
117-81-7	bis(2-Ethylhexyl)phthalate	ND	500	220	ug/kg	
206-44-0	Fluoranthene	ND	500	100	ug/kg	
86-73-7	Fluorene	ND	500	180	ug/kg	
118-74-1	Hexachlorobenzene	ND	500	130	ug/kg	
87-68-3	Hexachlorobutadiene	ND	500	190	ug/kg	
77-47-4	Hexachlorocyclopentadiene	ND	500	140	ug/kg	
67-72-1	Hexachloroethane	ND	500	160	ug/kg	
193-39-5	Indeno(1,2,3-cd)pyrene	ND	500	140	ug/kg	
78-59-1	Isophorone	ND	500	170	ug/kg	
90-12-0	1-Methylnaphthalene	ND	500	160	ug/kg	
91-57-6	2-Methylnaphthalene	ND	500	160	ug/kg	
88-74-4	2-Nitroaniline	ND	500	120	ug/kg	
99-09-2	3-Nitroaniline	ND	500	120	ug/kg	
100-01-6	4-Nitroaniline	ND	500	300	ug/kg	
91-20-3	Naphthalene	ND	500	170	ug/kg	
98-95-3	Nitrobenzene	ND	500	160	ug/kg	
62-75-9	N-Nitrosodimethylamine	ND	5000	2200	ug/kg	
621-64-7	N-Nitroso-di-n-propylamine	ND	1000	550	ug/kg	
85-01-8	Phenanthrene	ND	500	110	ug/kg	
129-00-0	Pyrene	ND	1000	680	ug/kg	
110-86-1	Pyridine	ND	2000	220	ug/kg	
120-82-1	1,2,4-Trichlorobenzene	ND	500	340	ug/kg	

## Method Blank Summary

**Job Number:** C17186  
**Account:** IRISECAO Iris Environmental  
**Project:** Romic Soil Investigation(Romic EPA) - 2081 Bay Road,East Palo Alto,CA

Sample	File ID	DF	Analyzed	By	Prep Date	Prep Batch	Analytical Batch
OP4332-MB	Y9113.D	1	07/30/11	MT	07/29/11	OP4332	EY434

The QC reported here applies to the following samples:

Method: SW846 8270C

C17186-7, C17186-11, C17186-24, C17186-31

CAS No.	Surrogate Recoveries		Limits
367-12-4	2-Fluorophenol	66%	20-100%
4165-62-2	Phenol-d5	67%	20-100%
118-79-6	2,4,6-Tribromophenol	65%	30-100%
4165-60-0	Nitrobenzene-d5	64%	20-100%
321-60-8	2-Fluorobiphenyl	61%	20-106%
1718-51-0	Terphenyl-d14	95%	55-130%

# Blank Spike/Blank Spike Duplicate Summary

**Job Number:** C17186  
**Account:** IRISECAO Iris Environmental  
**Project:** Romic Soil Investigation(Romic EPA) - 2081 Bay Road,East Palo Alto,CA

Sample	File ID	DF	Analyzed	By	Prep Date	Prep Batch	Analytical Batch
OP4332-BS	Y9101.D	1	07/30/11	MT	07/29/11	OP4332	EY434
OP4332-BSD	Y9102.D	1	07/30/11	MT	07/29/11	OP4332	EY434

**The QC reported here applies to the following samples:** **Method:** SW846 8270C

C17186-7, C17186-11, C17186-24, C17186-31

CAS No.	Compound	Spike ug/kg	BSP ug/kg	BSP %	BSD ug/kg	BSD %	RPD	Limits Rec/RPD
65-85-0	Benzoic acid	5000	3980	80	4090	82	3	24-116/30
95-57-8	2-Chlorophenol	2500	1640	66	1660	66	1	31-130/30
59-50-7	4-Chloro-3-methyl phenol	2500	1850	74	1830	73	1	35-117/30
120-83-2	2,4-Dichlorophenol	2500	1690	68	1630	65	4	40-111/30
105-67-9	2,4-Dimethylphenol	2500	1690	68	1650	66	2	29-109/30
51-28-5	2,4-Dinitrophenol	2500	2690	108	2910	116	8	19-117/30
534-52-1	4,6-Dinitro-o-cresol	2500	2490	100	2680	107	7	28-119/30
95-48-7	2-Methylphenol	2500	1720	69	1700	68	1	33-114/30
	3&4-Methylphenol	2500	1670	67	1690	68	1	34-115/30
88-75-5	2-Nitrophenol	2500	1570	63	1560	62	1	20-116/30
100-02-7	4-Nitrophenol	2500	2400	96	2490	100	4	6-114/30
87-86-5	Pentachlorophenol	2500	2590	104	2550	102	2	10-115/30
108-95-2	Phenol	2500	1690	68	1670	67	1	28-122/30
95-95-4	2,4,5-Trichlorophenol	2500	1860	74	1800	72	3	30-111/30
88-06-2	2,4,6-Trichlorophenol	2500	1710	68	1730	69	1	30-110/30
83-32-9	Acenaphthene	2500	1650	66	1630	65	1	34-129/30
208-96-8	Acenaphthylene	2500	1760	70	1700	68	3	38-118/30
62-53-3	Aniline	2500	1400	56	1300	52	7	28-112/30
120-12-7	Anthracene	2500	2160	86	2130	85	1	41-114/30
103-33-3	Azobenzene	2500	1940	78	1960	78	1	28-114/30
92-87-5	Benzidine	5000	1520	30	1810	36	17	10-156/30
56-55-3	Benzo(a)anthracene	2500	2370	95	2380	95	0	40-116/30
50-32-8	Benzo(a)pyrene	2500	2400	96	2380	95	1	39-112/30
205-99-2	Benzo(b)fluoranthene	2500	2410	96	2340	94	3	40-117/30
191-24-2	Benzo(g,h,i)perylene	2500	2530	101	2490	100	2	36-113/30
207-08-9	Benzo(k)fluoranthene	2500	2390	96	2420	97	1	41-117/30
101-55-3	4-Bromophenyl phenyl ether	2500	1940	78	1830	73	6	30-114/30
85-68-7	Butyl benzyl phthalate	2500	2570	103	2440	98	5	27-110/30
100-51-6	Benzyl Alcohol	2500	1780	71	1770	71	1	31-112/30
91-58-7	2-Chloronaphthalene	2500	1630	65	1590	64	2	37-115/30
106-47-8	4-Chloroaniline	2500	1530	61	1440	58	6	29-95/30
86-74-8	Carbazole	2500	2310	92	2330	93	1	40-116/30
218-01-9	Chrysene	2500	2360	94	2350	94	0	40-117/30
111-91-1	bis(2-Chloroethoxy)methane	2500	1680	67	1630	65	3	31-99/30
111-44-4	bis(2-Chloroethyl)ether	2500	1510	60	1520	61	1	30-106/30
108-60-1	bis(2-Chloroisopropyl)ether	2500	1580	63	1550	62	2	24-104/30

5.2.1  
5

# Blank Spike/Blank Spike Duplicate Summary

**Job Number:** C17186  
**Account:** IRISECAO Iris Environmental  
**Project:** Romic Soil Investigation(Romic EPA) - 2081 Bay Road,East Palo Alto,CA

Sample	File ID	DF	Analyzed	By	Prep Date	Prep Batch	Analytical Batch
OP4332-BS	Y9101.D	1	07/30/11	MT	07/29/11	OP4332	EY434
OP4332-BSD	Y9102.D	1	07/30/11	MT	07/29/11	OP4332	EY434

**The QC reported here applies to the following samples:** **Method:** SW846 8270C

C17186-7, C17186-11, C17186-24, C17186-31

CAS No.	Compound	Spike ug/kg	BSP ug/kg	BSP %	BSD ug/kg	BSD %	RPD	Limits Rec/RPD
7005-72-3	4-Chlorophenyl phenyl ether	2500	1810	72	1790	72	1	30-111/30
95-50-1	1,2-Dichlorobenzene	2500	1450	58	1420	57	2	27-111/30
541-73-1	1,3-Dichlorobenzene	2500	1370	55	1350	54	1	25-116/30
106-46-7	1,4-Dichlorobenzene	2500	1400	56	1410	56	1	27-120/30
121-14-2	2,4-Dinitrotoluene	2500	2180	87	2260	90	4	27-114/30
606-20-2	2,6-Dinitrotoluene	2500	1960	78	1980	79	1	27-114/30
91-94-1	3,3'-Dichlorobenzidine	5000	4310	86	4310	86	0	24-118/30
53-70-3	Dibenzo(a,h)anthracene	2500	2410	96	2480	99	3	37-115/30
132-64-9	Dibenzofuran	2500	1830	73	1790	72	2	28-113/30
122-39-4	Diphenylamine	2500	2110	84	2100	84	0	23-117/30
84-74-2	Di-n-butyl phthalate	2500	2370	95	2340	94	1	29-115/30
117-84-0	Di-n-octyl phthalate	2500	2390	96	2280	91	5	29-127/30
84-66-2	Diethyl phthalate	2500	2120	85	2100	84	1	29-116/30
131-11-3	Dimethyl phthalate	2500	1960	78	1920	77	2	30-110/30
117-81-7	bis(2-Ethylhexyl)phthalate	2500	2450	98	2290	92	7	27-121/30
206-44-0	Fluoranthene	2500	2340	94	2360	94	1	40-120/30
86-73-7	Fluorene	2500	1860	74	1830	73	2	40-119/30
118-74-1	Hexachlorobenzene	2500	2030	81	1950	78	4	28-113/30
87-68-3	Hexachlorobutadiene	2500	1610	64	1540	62	4	29-115/30
77-47-4	Hexachlorocyclopentadiene	2500	1430	57	1400	56	2	26-114/30
67-72-1	Hexachloroethane	2500	1370	55	1340	54	2	24-109/30
193-39-5	Indeno(1,2,3-cd)pyrene	2500	2560	102	2510	100	2	37-114/30
78-59-1	Isophorone	2500	1560	62	1530	61	2	28-117/30
90-12-0	1-Methylnaphthalene	2500	1550	62	1530	61	1	25-113/30
91-57-6	2-Methylnaphthalene	2500	1630	65	1580	63	3	27-113/30
88-74-4	2-Nitroaniline	2500	1970	79	2000	80	2	23-116/30
99-09-2	3-Nitroaniline	2500	1960	78	2000	80	2	29-115/30
100-01-6	4-Nitroaniline	2500	2260	90	2400	96	6	29-114/30
91-20-3	Naphthalene	2500	1580	63	1550	62	2	24-113/30
98-95-3	Nitrobenzene	2500	1560	62	1580	63	1	23-112/30
62-75-9	N-Nitrosodimethylamine	2500	1400	55	1400	56	1	20-108/30
621-64-7	N-Nitroso-di-n-propylamine	2500	1650	66	1660	66	1	26-127/30
85-01-8	Phenanthrene	2500	2180	87	2120	85	3	41-113/30
129-00-0	Pyrene	2500	2350	94	2280	91	3	45-134/30
110-86-1	Pyridine	2500	1020	41	997	40	2	20-78/30
120-82-1	1,2,4-Trichlorobenzene	2500	1500	60	1470	59	2	31-122/30

5.2.1  
5

# Blank Spike/Blank Spike Duplicate Summary

**Job Number:** C17186  
**Account:** IRISECAO Iris Environmental  
**Project:** Romic Soil Investigation(Romic EPA) - 2081 Bay Road,East Palo Alto,CA

Sample	File ID	DF	Analyzed	By	Prep Date	Prep Batch	Analytical Batch
OP4332-BS	Y9101.D	1	07/30/11	MT	07/29/11	OP4332	EY434
OP4332-BSD	Y9102.D	1	07/30/11	MT	07/29/11	OP4332	EY434

The QC reported here applies to the following samples:

Method: SW846 8270C

C17186-7, C17186-11, C17186-24, C17186-31

CAS No.	Surrogate Recoveries	BSP	BSD	Limits
367-12-4	2-Fluorophenol	66%	66%	20-100%
4165-62-2	Phenol-d5	70%	69%	20-100%
118-79-6	2,4,6-Tribromophenol	87%	85%	30-100%
4165-60-0	Nitrobenzene-d5	65%	65%	20-100%
321-60-8	2-Fluorobiphenyl	68%	64%	20-106%
1718-51-0	Terphenyl-d14	100%	97%	55-130%

5.2.1  
5

# Matrix Spike/Matrix Spike Duplicate Summary

**Job Number:** C17186  
**Account:** IRISECAO Iris Environmental  
**Project:** Romic Soil Investigation(Romic EPA) - 2081 Bay Road,East Palo Alto,CA

Sample	File ID	DF	Analyzed	By	Prep Date	Prep Batch	Analytical Batch
OP4332-MS	Y9103.D	1	07/30/11	MT	07/29/11	OP4332	EY434
OP4332-MSD	Y9104.D	1	07/30/11	MT	07/29/11	OP4332	EY434
C17186-7	Y9107.D	1	07/30/11	MT	07/29/11	OP4332	EY434

The QC reported here applies to the following samples:

Method: SW846 8270C

C17186-7, C17186-11, C17186-24, C17186-31

CAS No.	Compound	C17186-7 ug/kg	Spike Q	ug/kg	MS ug/kg	MS %	MSD ug/kg	MSD %	RPD	Limits Rec/RPD
65-85-0	Benzoic acid	ND		4950	630	13* a	650	13* a	3	24-116/36
95-57-8	2-Chlorophenol	ND		2480	1050	42	1090	44	4	31-130/31
59-50-7	4-Chloro-3-methyl phenol	ND		2480	1240	50	1350	54	8	35-117/38
120-83-2	2,4-Dichlorophenol	ND		2480	1060	43	1100	44	4	40-111/30
105-67-9	2,4-Dimethylphenol	ND		2480	1120	45	1170	47	4	29-109/31
51-28-5	2,4-Dinitrophenol	ND		2480	1670	67	1920	77	14	19-117/40
534-52-1	4,6-Dinitro-o-cresol	ND		2480	1830	74	2020	81	10	28-119/37
95-48-7	2-Methylphenol	ND		2480	1120	45	1130	45	1	33-114/29
	3&4-Methylphenol	ND		2480	1080	44	1110	44	3	34-115/31
88-75-5	2-Nitrophenol	ND		2480	1050	42	1060	42	1	20-116/30
100-02-7	4-Nitrophenol	ND		2480	2090	84	2210	88	6	6-114/56
87-86-5	Pentachlorophenol	ND		2480	1920	78	2020	81	5	10-115/39
108-95-2	Phenol	ND		2480	1200	48	1100	45	5	28-122/38
95-95-4	2,4,5-Trichlorophenol	ND		2480	1270	51	1420	57	11	30-111/28
88-06-2	2,4,6-Trichlorophenol	ND		2480	1140	46	1290	52	12	30-110/27
83-32-9	Acenaphthene	ND		2480	1130	46	1270	51	12	34-129/31
208-96-8	Acenaphthylene	ND		2480	1180	48	1300	52	10	38-118/30
62-53-3	Aniline	ND		2480	1030	42	1040	42	1	28-112/38
120-12-7	Anthracene	ND		2480	1880	76	1990	80	6	41-114/29
103-33-3	Azobenzene	ND		2480	1530	62	1690	68	10	28-114/27
92-87-5	Benzidine	ND		4950	1700	34	1880	38	10	10-156/50
56-55-3	Benzo(a)anthracene	ND		2480	2260	91	2270	91	0	40-116/31
50-32-8	Benzo(a)pyrene	ND		2480	2250	91	2280	91	1	39-112/32
205-99-2	Benzo(b)fluoranthene	ND		2480	2260	91	2260	90	0	40-117/31
191-24-2	Benzo(g,h,i)perylene	ND		2480	2370	96	2400	96	1	36-113/32
207-08-9	Benzo(k)fluoranthene	ND		2480	2240	90	2320	93	4	41-117/30
101-55-3	4-Bromophenyl phenyl ether	ND		2480	1570	63	1680	67	7	30-114/26
85-68-7	Butyl benzyl phthalate	ND		2480	2480	100	2460	98	1	27-110/28
100-51-6	Benzyl Alcohol	ND		2480	1180	48	1220	49	3	31-112/34
91-58-7	2-Chloronaphthalene	ND		2480	1100	44	1180	47	7	37-115/28
106-47-8	4-Chloroaniline	ND		2480	1090	44	1140	46	4	29-95/34
86-74-8	Carbazole	ND		2480	2110	85	2180	87	3	40-116/30
218-01-9	Chrysene	ND		2480	2240	90	2250	90	0	40-117/31
111-91-1	bis(2-Chloroethoxy)methane	ND		2480	1100	44	1110	44	1	31-99/30
111-44-4	bis(2-Chloroethyl)ether	ND		2480	1030	42	1030	41	0	30-106/33
108-60-1	bis(2-Chloroisopropyl)ether	ND		2480	1050	42	1060	42	1	24-104/32

5.3.1  
**5**

# Matrix Spike/Matrix Spike Duplicate Summary

**Job Number:** C17186  
**Account:** IRISECAO Iris Environmental  
**Project:** Romic Soil Investigation(Romic EPA) - 2081 Bay Road,East Palo Alto,CA

Sample	File ID	DF	Analyzed	By	Prep Date	Prep Batch	Analytical Batch
OP4332-MS	Y9103.D	1	07/30/11	MT	07/29/11	OP4332	EY434
OP4332-MSD	Y9104.D	1	07/30/11	MT	07/29/11	OP4332	EY434
C17186-7	Y9107.D	1	07/30/11	MT	07/29/11	OP4332	EY434

The QC reported here applies to the following samples:

Method: SW846 8270C

C17186-7, C17186-11, C17186-24, C17186-31

CAS No.	Compound	C17186-7 ug/kg	Spike Q	ug/kg	MS ug/kg	MS %	MSD ug/kg	MSD %	RPD	Limits Rec/RPD
7005-72-3	4-Chlorophenyl phenyl ether	ND		2480	1320	53	1470	59	11	30-111/26
95-50-1	1,2-Dichlorobenzene	ND		2480	955	39	967	39	1	27-111/35
541-73-1	1,3-Dichlorobenzene	ND		2480	890	36	924	37	4	25-116/36
106-46-7	1,4-Dichlorobenzene	ND		2480	930	38	941	38	1	27-120/30
121-14-2	2,4-Dinitrotoluene	ND		2480	1780	72	1900	76	7	27-114/38
606-20-2	2,6-Dinitrotoluene	ND		2480	1500	61	1610	64	7	27-114/30
91-94-1	3,3'-Dichlorobenzidine	ND		4950	3990	81	4080	82	2	24-118/31
53-70-3	Dibenzo(a,h)anthracene	ND		2480	2320	94	2350	94	1	37-115/29
132-64-9	Dibenzofuran	ND		2480	1300	53	1420	57	9	28-113/27
122-39-4	Diphenylamine	ND		2480	1700	69	1830	73	7	23-117/28
84-74-2	Di-n-butyl phthalate	ND		2480	2230	90	2240	90	0	29-115/27
117-84-0	Di-n-octyl phthalate	ND		2480	2320	94	2310	92	0	29-127/28
84-66-2	Diethyl phthalate	ND		2480	1730	70	1870	75	8	29-116/27
131-11-3	Dimethyl phthalate	ND		2480	1460	59	1600	64	9	30-110/26
117-81-7	bis(2-Ethylhexyl)phthalate	ND		2480	2380	96	2370	95	0	27-121/29
206-44-0	Fluoranthene	ND		2480	2150	87	2220	89	3	40-120/32
86-73-7	Fluorene	ND		2480	1390	56	1520	61	9	40-119/30
118-74-1	Hexachlorobenzene	ND		2480	1770	72	1790	72	1	28-113/27
87-68-3	Hexachlorobutadiene	ND		2480	1020	41	1090	44	7	29-115/33
77-47-4	Hexachlorocyclopentadiene	ND		2480	823	33	864	35	5	26-114/41
67-72-1	Hexachloroethane	ND		2480	871	35	910	36	4	24-109/38
193-39-5	Indeno(1,2,3-cd)pyrene	ND		2480	2400	97	2430	97	1	37-114/33
78-59-1	Isophorone	ND		2480	1030	42	1070	43	4	28-117/30
90-12-0	1-Methylnaphthalene	ND		2480	1040	42	1060	42	2	25-113/33
91-57-6	2-Methylnaphthalene	ND		2480	1070	43	1110	44	4	27-113/32
88-74-4	2-Nitroaniline	ND		2480	1380	56	1570	63	13	23-116/29
99-09-2	3-Nitroaniline	ND		2480	1630	66	1750	70	7	29-115/31
100-01-6	4-Nitroaniline	ND		2480	2050	83	2170	87	6	29-114/31
91-20-3	Naphthalene	ND		2480	1070	43	1100	44	3	24-113/32
98-95-3	Nitrobenzene	ND		2480	1050	42	1080	43	3	23-112/32
62-75-9	N-Nitrosodimethylamine	ND		2480	940	38	1000	40	6	20-108/34
621-64-7	N-Nitroso-di-n-propylamine	ND		2480	1090	44	1110	44	2	26-127/43
85-01-8	Phenanthrene	ND		2480	1870	76	1970	79	5	41-113/32
129-00-0	Pyrene	ND		2480	2240	90	2240	90	0	45-134/33
110-86-1	Pyridine	ND		2480	609	25	656	26	7	20-78/38
120-82-1	1,2,4-Trichlorobenzene	ND		2480	1030	42	1070	43	4	31-122/44

5.3.1  
5

# Matrix Spike/Matrix Spike Duplicate Summary

**Job Number:** C17186  
**Account:** IRISECAO Iris Environmental  
**Project:** Romic Soil Investigation(Romic EPA) - 2081 Bay Road,East Palo Alto,CA

Sample	File ID	DF	Analyzed	By	Prep Date	Prep Batch	Analytical Batch
OP4332-MS	Y9103.D	1	07/30/11	MT	07/29/11	OP4332	EY434
OP4332-MSD	Y9104.D	1	07/30/11	MT	07/29/11	OP4332	EY434
C17186-7	Y9107.D	1	07/30/11	MT	07/29/11	OP4332	EY434

The QC reported here applies to the following samples:

Method: SW846 8270C

C17186-7, C17186-11, C17186-24, C17186-31

CAS No.	Surrogate Recoveries	MS	MSD	C17186-7	Limits
367-12-4	2-Fluorophenol	42%	43%	49%	20-100%
4165-62-2	Phenol-d5	44%	44%	50%	20-100%
118-79-6	2,4,6-Tribromophenol	68%	72%	64%	30-100%
4165-60-0	Nitrobenzene-d5	42%	43%	49%	20-100%
321-60-8	2-Fluorobiphenyl	43%	45%	51%	20-106%
1718-51-0	Terphenyl-d14	89%	89%	87%	55-130%

(a) Outside control limits due to matrix interference.

5.3.1  
5



## GC Volatiles

---

## QC Data Summaries

---

Includes the following where applicable:

- Method Blank Summaries
- Blank Spike Summaries
- Matrix Spike and Duplicate Summaries

## Method Blank Summary

**Job Number:** C17186  
**Account:** IRISECAO Iris Environmental  
**Project:** Romic Soil Investigation(Romic EPA) - 2081 Bay Road,East Palo Alto,CA

Sample	File ID	DF	Analyzed	By	Prep Date	Prep Batch	Analytical Batch
GJK896-MB	JK21761.D	1	08/08/11	TT	n/a	n/a	GJK896

The QC reported here applies to the following samples:

Method: SW846 8015B

C17186-1, C17186-2, C17186-7, C17186-11, C17186-24, C17186-31

CAS No.	Compound	Result	RL	MDL	Units	Q
	TPH-GRO (C6-C10)	ND	0.10	0.050	mg/kg	

CAS No.	Surrogate Recoveries	Limits
98-08-8	aaa-Trifluorotoluene	80% 60-157%

# Blank Spike/Blank Spike Duplicate Summary

**Job Number:** C17186  
**Account:** IRISECAO Iris Environmental  
**Project:** Romic Soil Investigation(Romic EPA) - 2081 Bay Road,East Palo Alto,CA

Sample	File ID	DF	Analyzed	By	Prep Date	Prep Batch	Analytical Batch
GJK896-BS	JK21759.D	1	08/08/11	TT	n/a	n/a	GJK896
GJK896-BSD	JK21760.D	1	08/08/11	TT	n/a	n/a	GJK896

The QC reported here applies to the following samples: Method: SW846 8015B

C17186-1, C17186-2, C17186-7, C17186-11, C17186-24, C17186-31

CAS No.	Compound	Spike mg/kg	BSP mg/kg	BSP %	BSD mg/kg	BSD %	RPD	Limits Rec/RPD
	TPH-GRO (C6-C10)	0.5	0.540	108	0.526	105	3	65-135/30

CAS No.	Surrogate Recoveries	BSP	BSD	Limits
98-08-8	aaa-Trifluorotoluene	89%	88%	60-157%

6.2.1  
6

# Matrix Spike/Matrix Spike Duplicate Summary

**Job Number:** C17186  
**Account:** IRISECAO Iris Environmental  
**Project:** Romic Soil Investigation(Romic EPA) - 2081 Bay Road,East Palo Alto,CA

Sample	File ID	DF	Analyzed	By	Prep Date	Prep Batch	Analytical Batch
C17186-31MS	JK21783.D	1	08/09/11	TT	n/a	n/a	GJK896
C17186-31MSD	JK21784.D	1	08/09/11	TT	n/a	n/a	GJK896
C17186-31	JK21767.D	1	08/08/11	TT	n/a	n/a	GJK896

The QC reported here applies to the following samples:

Method: SW846 8015B

C17186-1, C17186-2, C17186-7, C17186-11, C17186-24, C17186-31

CAS No.	Compound	C17186-31 mg/kg	Spike mg/kg	MS mg/kg	MS %	MSD mg/kg	MSD %	RPD	Limits Rec/RPD
	TPH-GRO (C6-C10)	0.286	0.493	0.761	96	0.630	73	19	65-135/25

CAS No.	Surrogate Recoveries	MS	MSD	C17186-31	Limits
98-08-8	aaa-Trifluorotoluene	107%	105%	109%	60-157%

6.3.1  
6

## GC Semi-volatiles

---

## QC Data Summaries

---

Includes the following where applicable:

- Method Blank Summaries
- Blank Spike Summaries
- Matrix Spike and Duplicate Summaries

# Method Blank Summary

**Job Number:** C17186  
**Account:** IRISECAO Iris Environmental  
**Project:** Romic Soil Investigation(Romic EPA) - 2081 Bay Road,East Palo Alto,CA

Sample	File ID	DF	Analyzed	By	Prep Date	Prep Batch	Analytical Batch
OP4315-MB	OO22862.D	1	07/28/11	RV	07/27/11	OP4315	G00730

**The QC reported here applies to the following samples:** **Method:** SW846 8081A

C17186-7, C17186-11, C17186-24, C17186-31

CAS No.	Compound	Result	RL	MDL	Units	Q
309-00-2	Aldrin	ND	25	10	ug/kg	
319-84-6	alpha-BHC	ND	25	11	ug/kg	
319-85-7	beta-BHC	ND	25	3.5	ug/kg	
319-86-8	delta-BHC	ND	25	3.5	ug/kg	
58-89-9	gamma-BHC (Lindane)	ND	25	7.5	ug/kg	
12789-03-6	Chlordane	ND	100	100	ug/kg	
60-57-1	Dieldrin	ND	25	3.0	ug/kg	
72-54-8	4,4' -DDD	ND	25	3.5	ug/kg	
72-55-9	4,4' -DDE	ND	25	3.0	ug/kg	
50-29-3	4,4' -DDT	ND	25	3.0	ug/kg	
72-20-8	Endrin	ND	25	3.0	ug/kg	
7421-93-4	Endrin aldehyde	ND	25	6.0	ug/kg	
959-98-8	Endosulfan-I	ND	25	3.5	ug/kg	
33213-65-9	Endosulfan-II	ND	25	3.5	ug/kg	
1031-07-8	Endosulfan sulfate	ND	25	8.0	ug/kg	
76-44-8	Heptachlor	ND	25	6.0	ug/kg	
1024-57-3	Heptachlor epoxide	ND	25	4.0	ug/kg	
72-43-5	Methoxychlor	ND	25	3.5	ug/kg	
8001-35-2	Toxaphene	ND	100	100	ug/kg	

CAS No.	Surrogate Recoveries	Limits	
877-09-8	Tetrachloro-m-xylene	68%	35-132%
877-09-8	Tetrachloro-m-xylene	71%	35-132%
2051-24-3	Decachlorobiphenyl	82%	35-132%
2051-24-3	Decachlorobiphenyl	101%	35-132%

7.1.1  
7

## Method Blank Summary

**Job Number:** C17186  
**Account:** IRISECAO Iris Environmental  
**Project:** Romic Soil Investigation(Romic EPA) - 2081 Bay Road,East Palo Alto,CA

Sample	File ID	DF	Analyzed	By	Prep Date	Prep Batch	Analytical Batch
OP4316-MB	PP20510.D	1	07/28/11	RV	07/27/11	OP4316	GPP693

The QC reported here applies to the following samples:

Method: SW846 8082

C17186-7, C17186-11, C17186-24, C17186-31

CAS No.	Compound	Result	RL	MDL	Units	Q
12674-11-2	Aroclor 1016	ND	100	17	ug/kg	
11104-28-2	Aroclor 1221	ND	100	50	ug/kg	
11141-16-5	Aroclor 1232	ND	100	50	ug/kg	
53469-21-9	Aroclor 1242	ND	100	50	ug/kg	
12672-29-6	Aroclor 1248	ND	100	50	ug/kg	
11097-69-1	Aroclor 1254	ND	100	50	ug/kg	
11096-82-5	Aroclor 1260	ND	100	20	ug/kg	

CAS No.	Surrogate Recoveries	Results	Limits
877-09-8	Tetrachloro-m-xylene	75%	45-108%
877-09-8	Tetrachloro-m-xylene	79%	45-108%
2051-24-3	Decachlorobiphenyl	94%	54-121%
2051-24-3	Decachlorobiphenyl	82%	54-121%

# Method Blank Summary

**Job Number:** C17186  
**Account:** IRISECAO Iris Environmental  
**Project:** Romic Soil Investigation(Romic EPA) - 2081 Bay Road,East Palo Alto,CA

Sample	File ID	DF	Analyzed	By	Prep Date	Prep Batch	Analytical Batch
OP4318-MB	GG27254.D	1	07/28/11	JH	07/27/11	OP4318	GGG731

The QC reported here applies to the following samples:

Method: SW846 8015B M

C17186-1, C17186-2, C17186-7, C17186-11, C17186-24, C17186-31

CAS No.	Compound	Result	RL	MDL	Units	Q
	TPH (C10-C28)	ND	10	5.0	mg/kg	
	TPH (> C28-C40)	ND	20	10	mg/kg	

CAS No.	Surrogate Recoveries	Limits
630-01-3	Hexacosane	63% 45-140%



# Blank Spike/Blank Spike Duplicate Summary

**Job Number:** C17186  
**Account:** IRISECAO Iris Environmental  
**Project:** Romic Soil Investigation(Romic EPA) - 2081 Bay Road,East Palo Alto,CA

Sample	File ID	DF	Analyzed	By	Prep Date	Prep Batch	Analytical Batch
OP4315-BS	OO22860.D	1	07/28/11	RV	07/27/11	OP4315	G00730
OP4315-BSD	OO22861.D	1	07/28/11	RV	07/27/11	OP4315	G00730

**The QC reported here applies to the following samples:** **Method:** SW846 8081A

C17186-7, C17186-11, C17186-24, C17186-31

CAS No.	Compound	Spike ug/kg	BSP ug/kg	BSP %	BSD ug/kg	BSD %	RPD	Limits Rec/RPD
309-00-2	Aldrin	100	71.8	72	78.8	79	9	40-140/30
319-84-6	alpha-BHC	100	75.4	75	81.6	82	8	40-140/30
319-85-7	beta-BHC	100	79.7	80	84.9	85	6	40-140/30
319-86-8	delta-BHC	100	83.0	83	88.3	88	6	40-140/30
58-89-9	gamma-BHC (Lindane)	100	75.8	76	82.5	83	8	40-140/30
60-57-1	Dieldrin	100	80.5	81	84.4	84	5	40-145/30
72-54-8	4,4'-DDD	100	93.5	94	96.1	96	3	40-140/30
72-55-9	4,4'-DDE	100	83.1	83	86.6	87	4	40-140/30
50-29-3	4,4'-DDT	100	88.3	88	90.0	90	2	40-140/30
72-20-8	Endrin	100	85.7	86	89.3	89	4	40-140/30
7421-93-4	Endrin aldehyde	100	92.0	92	96.4	96	5	40-140/30
959-98-8	Endosulfan-I	100	84.8	85	89.6	90	6	40-140/30
33213-65-9	Endosulfan-II	100	95.8	96	98.6	99	3	40-140/30
1031-07-8	Endosulfan sulfate	100	101	101	103	103	2	40-140/30
76-44-8	Heptachlor	100	81.4	81	87.7	88	7	40-140/30
1024-57-3	Heptachlor epoxide	100	80.6	81	86.6	87	7	40-140/30
72-43-5	Methoxychlor	100	94.9	95	96.7	97	2	40-140/30

CAS No.	Surrogate Recoveries	BSP	BSD	Limits
877-09-8	Tetrachloro-m-xylene	70%	74%	35-132%
877-09-8	Tetrachloro-m-xylene	73%	78%	35-132%
2051-24-3	Decachlorobiphenyl	87%	88%	35-132%
2051-24-3	Decachlorobiphenyl	104%	108%	35-132%

7.2.1  
7

# Blank Spike/Blank Spike Duplicate Summary

**Job Number:** C17186  
**Account:** IRISECAO Iris Environmental  
**Project:** Romic Soil Investigation(Romic EPA) - 2081 Bay Road,East Palo Alto,CA

Sample	File ID	DF	Analyzed	By	Prep Date	Prep Batch	Analytical Batch
OP4316-BS	PP20511.D	1	07/28/11	RV	07/27/11	OP4316	GPP693
OP4316-BSD	PP20512.D	1	07/28/11	RV	07/27/11	OP4316	GPP693

The QC reported here applies to the following samples: Method: SW846 8082

C17186-7, C17186-11, C17186-24, C17186-31

CAS No.	Compound	Spike ug/kg	BSP ug/kg	BSP %	BSD ug/kg	BSD %	RPD	Limits Rec/RPD
12674-11-2	Aroclor 1016	400	275	69	303	76	10	40-145/30
11096-82-5	Aroclor 1260	400	316	79	347	87	9	40-145/30

CAS No.	Surrogate Recoveries	BSP	BSD	Limits
877-09-8	Tetrachloro-m-xylene	66%	75%	45-108%
877-09-8	Tetrachloro-m-xylene	67%	78%	45-108%
2051-24-3	Decachlorobiphenyl	90%	99%	54-121%
2051-24-3	Decachlorobiphenyl	79%	89%	54-121%

7.2.2  
7

# Blank Spike/Blank Spike Duplicate Summary

**Job Number:** C17186  
**Account:** IRISECAO Iris Environmental  
**Project:** Romic Soil Investigation(Romic EPA) - 2081 Bay Road,East Palo Alto,CA

Sample	File ID	DF	Analyzed	By	Prep Date	Prep Batch	Analytical Batch
OP4318-BS	GG27255.D	1	07/28/11	JH	07/27/11	OP4318	GGG731
OP4318-BSD	GG27256.D	1	07/29/11	JH	07/27/11	OP4318	GGG731

The QC reported here applies to the following samples:

Method: SW846 8015B M

C17186-1, C17186-2, C17186-7, C17186-11, C17186-24, C17186-31

CAS No.	Compound	Spike mg/kg	BSP mg/kg	BSP %	BSD mg/kg	BSD %	RPD	Limits Rec/RPD
	TPH (C10-C28)	100	53.3	53	56.8	57	6	45-140/30
	TPH (> C28-C40)	100	52.9	53	65.0	65	21	45-140/30

CAS No.	Surrogate Recoveries	BSP	BSD	Limits
630-01-3	Hexacosane	63%	83%	45-140%

# Matrix Spike/Matrix Spike Duplicate Summary

**Job Number:** C17186  
**Account:** IRISECAO Iris Environmental  
**Project:** Romic Soil Investigation(Romic EPA) - 2081 Bay Road,East Palo Alto,CA

Sample	File ID	DF	Analyzed	By	Prep Date	Prep Batch	Analytical Batch
OP4315-MS2	OO22786.D	5	07/27/11	RV	07/27/11	OP4315	G00728
OP4315-MSD2	OO22787.D	5	07/27/11	RV	07/27/11	OP4315	G00728
C17019-28	OO22856.D	1	07/28/11	RV	07/27/11	OP4315	G00730

**The QC reported here applies to the following samples:** **Method:** SW846 8081A

C17186-7, C17186-11, C17186-24, C17186-31

CAS No.	Compound	C17019-28 ug/kg	Spike Q ug/kg	MS ug/kg	MS %	MSD ug/kg	MSD %	RPD	Limits Rec/RPD
309-00-2	Aldrin	ND	100	77.2	77	80.6	81	4	40-140/40
319-84-6	alpha-BHC	ND	100	73.0	73	77.1	77	5	40-140/40
319-85-7	beta-BHC	ND	100	106	106	106	106	0	40-140/40
319-86-8	delta-BHC	ND	100	98.6	99	98.7	99	0	40-140/40
58-89-9	gamma-BHC (Lindane)	ND	100	79.2	79	82.9	83	5	40-140/40
60-57-1	Dieldrin	ND	100	84.8	85	86.1	86	2	40-145/40
72-54-8	4,4'-DDD	ND	100	93.2	93	90.6	91	3	40-140/40
72-55-9	4,4'-DDE	ND	100	85.1	85	85.0	85	0	40-140/40
50-29-3	4,4'-DDT	ND	100	74.8	75	70.2	70	6	40-140/40
72-20-8	Endrin	ND	100	86.7	87	86.7	87	0	40-145/40
7421-93-4	Endrin aldehyde	ND	100	111	111	115	115	4	40-140/40
959-98-8	Endosulfan-I	ND	100	98.7	99	99.1	99	0	40-140/40
33213-65-9	Endosulfan-II	ND	100	108	108	102	102	6	40-140/40
1031-07-8	Endosulfan sulfate	ND	100	110	110	111	111	1	40-140/40
76-44-8	Heptachlor	ND	100	89.3	89	92.9	93	4	40-140/40
1024-57-3	Heptachlor epoxide	ND	100	95.0	95	96.5	97	2	40-140/40
72-43-5	Methoxychlor	ND	100	90.8	91	109	109	18	40-140/40

CAS No.	Surrogate Recoveries	MS	MSD	C17019-28	Limits
877-09-8	Tetrachloro-m-xylene	78%	81%	55%	35-132%
877-09-8	Tetrachloro-m-xylene	89%	91%	58%	35-132%
2051-24-3	Decachlorobiphenyl	102%	97%	84%	35-132%
2051-24-3	Decachlorobiphenyl	113%	115%	100%	35-132%

7.3.1  
7

# Matrix Spike/Matrix Spike Duplicate Summary

**Job Number:** C17186  
**Account:** IRISECAO Iris Environmental  
**Project:** Romic Soil Investigation(Romic EPA) - 2081 Bay Road,East Palo Alto,CA

Sample	File ID	DF	Analyzed	By	Prep Date	Prep Batch	Analytical Batch
OP4316-MS	PP20507.D	5	07/27/11	RV	07/27/11	OP4316	GPP693
OP4316-MSD	PP20508.D	5	07/27/11	RV	07/27/11	OP4316	GPP693
C17161-13	PP20529.D	1	07/28/11	RV	07/27/11	OP4316	GPP694

**The QC reported here applies to the following samples:** **Method:** SW846 8082

C17186-7, C17186-11, C17186-24, C17186-31

CAS No.	Compound	C17161-13 ug/kg	Spike Q	ug/kg	MS ug/kg	MS %	MSD ug/kg	MSD %	RPD	Limits Rec/RPD
12674-11-2	Aroclor 1016	ND		400	415	104	424	106	2	40-145/40
11096-82-5	Aroclor 1260	28.8	J	400	509	120	563	134	10	40-145/40

CAS No.	Surrogate Recoveries	MS	MSD	C17161-13	Limits
877-09-8	Tetrachloro-m-xylene	88%	80%	82%	45-108%
877-09-8	Tetrachloro-m-xylene	85%	76%	79%	45-108%
2051-24-3	Decachlorobiphenyl	103%	92%	84%	54-121%
2051-24-3	Decachlorobiphenyl	89%	75%	72%	54-121%

7.3.2  
7

## Metals Analysis

---

### QC Data Summaries

---

Includes the following where applicable:

- Method Blank Summaries
- Matrix Spike and Duplicate Summaries
- Blank Spike and Lab Control Sample Summaries
- Serial Dilution Summaries

BLANK RESULTS SUMMARY  
Part 2 - Method Blanks

Login Number: C17186  
Account: IRISECAO - Iris Environmental  
Project: Romic Soil Investigation(Romic EPA) - 2081 Bay Road,East Palo Alto,CA

QC Batch ID: MP3776  
Matrix Type: SOLID

Methods: SW846 6010B  
Units: mg/kg

Prep Date: 07/28/11

Metal	RL	IDL	MDL	MB raw	final
Aluminum	20	1.3	2		
Antimony	2.0	.07	.087	0.12	<2.0
Arsenic	2.0	.07	.07	0.070	<2.0
Barium	20	.04	.035	0.31	<20
Beryllium	1.0	.02	.012	0.060	<1.0
Boron	10	.09	.2		
Cadmium	1.0	.02	.015	0.0	<1.0
Calcium	500	.71	7.6		
Chromium	1.0	.03	.054	0.050	<1.0
Cobalt	1.0	.02	.022	0.0	<1.0
Copper	2.5	.12	.19	0.24	<2.5
Iron	20	.64	1.6		
Lead	2.0	.07	.054	0.020	<2.0
Magnesium	500	2.7	1.5		
Manganese	1.5	.01	.054		
Molybdenum	2.0	.02	.024	0.020	<2.0
Nickel	1.0	.02	.024	0.060	<1.0
Potassium	1000	1.8	1.3		
Selenium	2.0	.18	.23	0.020	<2.0
Silicon		.12			
Silver	1.0	.03	.044	0.060	<1.0
Sodium	1000	1.5	4.8		
Strontium	1.0	.02	.017		
Thallium	2.0	.05	.073	-0.12	<2.0
Tin	50	.02	.41		
Titanium	1.0	.04	.079		
Vanadium	1.0	.03	.025	-0.010	<1.0
Zinc	2.0	.03	.098	0.63	<2.0

Associated samples MP3776: C17186-1, C17186-2, C17186-7, C17186-11, C17186-24, C17186-31

Results < IDL are shown as zero for calculation purposes  
(\* ) Outside of QC limits  
(anr) Analyte not requested

MATRIX SPIKE AND DUPLICATE RESULTS SUMMARY

Login Number: C17186  
 Account: IRISECAO - Iris Environmental  
 Project: Romic Soil Investigation(Romic EPA) - 2081 Bay Road,East Palo Alto,CA

QC Batch ID: MP3776  
 Matrix Type: SOLID

Methods: SW846 6010B  
 Units: mg/kg

Prep Date: 07/28/11

Metal	C17161-5 Original MS		SpikeLot MPIR4A	% Rec	QC Limits
Aluminum					
Antimony	0.0	14.9	45	33.1N(a)	75-125
Arsenic	3.9	42.4	45	85.5	75-125
Barium	138	163	45	55.5N(a)	75-125
Beryllium	1.4	39.1	45	83.7	75-125
Boron					
Cadmium	0.17	39.5	45	87.3	75-125
Calcium					
Chromium	36.9	79.9	45	95.5	75-125
Cobalt	7.8	46.9	45	86.8	75-125
Copper	12.3	50.3	45	84.4	75-125
Iron					
Lead	5.4	45.9	45	89.9	75-125
Magnesium					
Manganese					
Molybdenum	1.0	38.6	45	83.5	75-125
Nickel	37.9	101	45	140.1N(a)	75-125
Potassium					
Selenium	0.0	37.5	45	83.3	75-125
Silicon					
Silver	0.0	37.4	45	83.0	75-125
Sodium					
Strontium					
Thallium	0.0	38.6	45	85.7	75-125
Tin					
Titanium					
Vanadium	34.0	71.9	45	84.1	75-125
Zinc	41.2	80.5	45	87.2	75-125

Associated samples MP3776: C17186-1, C17186-2, C17186-7, C17186-11, C17186-24, C17186-31

Results < IDL are shown as zero for calculation purposes  
 (\*) Outside of QC limits  
 (N) Matrix Spike Rec. outside of QC limits  
 (anr) Analyte not requested  
 (a) Spike recovery indicates possible matrix interference.



MATRIX SPIKE AND DUPLICATE RESULTS SUMMARY

Login Number: C17186  
 Account: IRISECAO - Iris Environmental  
 Project: Romc Soil Investigation(Romc EPA) - 2081 Bay Road,East Palo Alto,CA

QC Batch ID: MP3776  
 Matrix Type: SOLID

Methods: SW846 6010B  
 Units: mg/kg

Prep Date: 07/28/11

Metal	C17161-5 Original	MSD	SpikeLot MPIR4A	% Rec	MSD RPD	QC Limit
Aluminum						
Antimony	0.0	14.1	44.6	31.6N(a)	5.5	20
Arsenic	3.9	41.6	44.6	84.4	1.9	20
Barium	138	178	44.6	89.6	8.8	20
Beryllium	1.4	38.4	44.6	82.9	1.8	20
Boron						
Cadmium	0.17	38.5	44.6	85.9	2.6	20
Calcium						
Chromium	36.9	77.8	44.6	91.6	2.7	20
Cobalt	7.8	45.4	44.6	84.2	3.3	20
Copper	12.3	50.6	44.6	85.8	0.6	20
Iron						
Lead	5.4	46.0	44.6	90.9	0.2	20
Magnesium						
Manganese						
Molybdenum	1.0	37.8	44.6	82.4	2.1	20
Nickel	37.9	79.5	44.6	93.2	23.8 (b)	20
Potassium						
Selenium	0.0	36.6	44.6	82.0	2.4	20
Silicon						
Silver	0.0	36.6	44.6	82.0	2.2	20
Sodium						
Strontium						
Thallium	0.0	38.0	44.6	85.1	1.6	20
Tin						
Titanium						
Vanadium	34.0	72.0	44.6	85.1	0.1	20
Zinc	41.2	77.7	44.6	81.8	3.5	20

Associated samples MP3776: C17186-1, C17186-2, C17186-7, C17186-11, C17186-24, C17186-31

Results < IDL are shown as zero for calculation purposes

(\*) Outside of QC limits

(N) Matrix Spike Rec. outside of QC limits

(anr) Analyte not requested

(a) Spike recovery indicates possible matrix interference.

(b) High RPD indicates possible matrix interference and/or sample nonhomogeneity.

SPIKE BLANK AND LAB CONTROL SAMPLE SUMMARY

Login Number: C17186  
 Account: IRISECAO - Iris Environmental  
 Project: Romic Soil Investigation(Romic EPA) - 2081 Bay Road,East Palo Alto,CA

QC Batch ID: MP3776  
 Matrix Type: SOLID

Methods: SW846 6010B  
 Units: mg/kg

Prep Date: 07/28/11

Metal	BSP Result	Spikelot MPIR4A	% Rec	QC Limits
Aluminum				
Antimony	46.8	50	93.6	80-120
Arsenic	46.5	50	93.0	80-120
Barium	49.5	50	99.0	80-120
Beryllium	43.4	50	86.8	80-120
Boron				
Cadmium	46.1	50	92.2	80-120
Calcium				
Chromium	49.5	50	99.0	80-120
Cobalt	48.3	50	96.6	80-120
Copper	45.3	50	90.6	80-120
Iron				
Lead	46.5	50	93.0	80-120
Magnesium				
Manganese				
Molybdenum	48.0	50	96.0	80-120
Nickel	46.3	50	92.6	80-120
Potassium				
Selenium	45.5	50	91.0	80-120
Silicon				
Silver	45.8	50	91.6	80-120
Sodium				
Strontium				
Thallium	47.1	50	94.2	80-120
Tin				
Titanium				
Vanadium	46.7	50	93.4	80-120
Zinc	49.8	50	99.6	80-120

Associated samples MP3776: C17186-1, C17186-2, C17186-7, C17186-11, C17186-24, C17186-31

Results < IDL are shown as zero for calculation purposes  
 (\*) Outside of QC limits  
 (anr) Analyte not requested

8.1.3  
8

SERIAL DILUTION RESULTS SUMMARY

Login Number: C17186  
 Account: IRISECAO - Iris Environmental  
 Project: Romic Soil Investigation(Romic EPA) - 2081 Bay Road,East Palo Alto,CA

QC Batch ID: MP3776  
 Matrix Type: SOLID

Methods: SW846 6010B  
 Units: ug/l

Prep Date: 07/28/11

Metal	C17161-5 Original	SDL 1:5	%DIF	QC Limits
Aluminum				
Antimony	0.00	0.00	NC	0-10
Arsenic	42.1	46.7	10.9*(a)	0-10
Barium	1500	1790	18.8*(a)	0-10
Beryllium	15.5	17.7	14.2*(a)	0-10
Boron				
Cadmium	1.90	1.10	42.1 (b)	0-10
Calcium				
Chromium	403	469	16.5*(a)	0-10
Cobalt	85.1	94.8	11.4*(a)	0-10
Copper	134	148	10.4*(a)	0-10
Iron				
Lead	58.8	55.5	5.6	0-10
Magnesium				
Manganese				
Molybdenum	11.2	11.4	1.8	0-10
Nickel	413	423	2.3	0-10
Potassium				
Selenium	0.00	0.00	NC	0-10
Silicon				
Silver	0.00	0.00	NC	0-10
Sodium				
Strontium				
Thallium	0.00	0.00	NC	0-10
Tin				
Titanium				
Vanadium	370	429	16.0*(a)	0-10
Zinc	449	575	28.0*(a)	0-10

Associated samples MP3776: C17186-1, C17186-2, C17186-7, C17186-11, C17186-24, C17186-31

Results < IDL are shown as zero for calculation purposes

(\*) Outside of QC limits

(anr) Analyte not requested

(a) Serial dilution indicates possible matrix interference.

(b) Percent difference acceptable due to low initial sample concentration (< 50 times IDL).

BLANK RESULTS SUMMARY  
Part 2 - Method Blanks

Login Number: C17186  
Account: IRISECAO - Iris Environmental  
Project: Romic Soil Investigation(Romic EPA) - 2081 Bay Road,East Palo Alto,CA

QC Batch ID: MP3784  
Matrix Type: SOLID

Methods: SW846 7471A  
Units: mg/kg

Prep Date: 07/29/11

Metal	RL	IDL	MDL	MB raw	final
Mercury	0.042	.0017	.0043	0.0013	<0.042

Associated samples MP3784: C17186-7, C17186-11, C17186-24, C17186-31

Results < IDL are shown as zero for calculation purposes  
(\* ) Outside of QC limits  
(anr) Analyte not requested

8.2.1  
8

MATRIX SPIKE AND DUPLICATE RESULTS SUMMARY

Login Number: C17186  
Account: IRISECAO - Iris Environmental  
Project: Romic Soil Investigation(Romic EPA) - 2081 Bay Road,East Palo Alto,CA

QC Batch ID: MP3784  
Matrix Type: SOLID

Methods: SW846 7471A  
Units: mg/kg

Prep Date: 07/29/11

Metal	C17186-7 Original MS	Spike lot	HGPWS1	% Rec	QC Limits
Mercury	0.0073	0.49	0.4	120.7	75-125

Associated samples MP3784: C17186-7, C17186-11, C17186-24, C17186-31

Results < IDL are shown as zero for calculation purposes  
(\* ) Outside of QC limits  
(N) Matrix Spike Rec. outside of QC limits  
(anr) Analyte not requested

8.2.2  
8

MATRIX SPIKE AND DUPLICATE RESULTS SUMMARY

Login Number: C17186  
Account: IRISECAO - Iris Environmental  
Project: Romic Soil Investigation(Romic EPA) - 2081 Bay Road,East Palo Alto,CA

QC Batch ID: MP3784  
Matrix Type: SOLID

Methods: SW846 7471A  
Units: mg/kg

Prep Date: 07/29/11

Metal	C17186-7 Original MSD		SpikeLot HGPWS1	% Rec	MSD RPD	QC Limit
Mercury	0.0073	0.44	0.4	108.2	10.8	20

Associated samples MP3784: C17186-7, C17186-11, C17186-24, C17186-31

Results < IDL are shown as zero for calculation purposes

(\*) Outside of QC limits

(N) Matrix Spike Rec. outside of QC limits

(anr) Analyte not requested

8.2.2  
8

SPIKE BLANK AND LAB CONTROL SAMPLE SUMMARY

Login Number: C17186  
Account: IRISECAO - Iris Environmental  
Project: Romic Soil Investigation(Romic EPA) - 2081 Bay Road,East Palo Alto,CA

QC Batch ID: MP3784  
Matrix Type: SOLID

Methods: SW846 7471A  
Units: mg/kg

Prep Date: 07/29/11

Metal	BSP Result	Spikelot HGPWS1	% Rec	QC Limits
Mercury	0.20	0.167	120.0	80-120

Associated samples MP3784: C17186-7, C17186-11, C17186-24, C17186-31

Results < IDL are shown as zero for calculation purposes  
(\* ) Outside of QC limits  
(anr) Analyte not requested

8.2.3  
8

Technical Report for

Iris Environmental

Romic Soil Investigation(Romic EPA) - 2081 Bay Road,East Palo Alto,CA  
07-555C

Accutest Job Number: C17685

Sampling Date: 08/29/11


Report to:

Iris Environmental  
1438 Webster Street Suite 302  
Oakland, CA 94612  
anna@irisenv.com; calger@irisenv.com  
  
ATTN: Chris Alger

Total number of pages in report: **290**



Test results contained within this data package meet the requirements of the National Environmental Laboratory Accreditation Conference and/or state specific certification programs as applicable.

A handwritten signature in black ink, appearing to read "Kesavalu M. Bagawandoss".

Kesavalu M. Bagawandoss,  
Ph.D., J.D., Lab Director

Client Service contact: Laurie Glantz-Murphy 408-588-0200

Certifications: CA (08258CA) AZ (AZ0762) DoD/ISO/IEC 17025:2005 (L2242)

This report shall not be reproduced, except in its entirety, without the written approval of Accutest Laboratories.  
Test results relate only to samples analyzed.



# Table of Contents

-1-

<b>Section 1: Sample Summary</b> .....	<b>4</b>
<b>Section 2: Sample Results</b> .....	<b>7</b>
<b>2.1:</b> C17685-1: J18-1.5 .....	8
<b>2.2:</b> C17685-2: J18-6.0 .....	13
<b>2.3:</b> C17685-3: J18-9.5 .....	18
<b>2.4:</b> C17685-4: I17-1.0 .....	23
<b>2.5:</b> C17685-5: I17-5.5 .....	28
<b>2.6:</b> C17685-6: I19-0.5 .....	33
<b>2.7:</b> C17685-7: I19-3.5 .....	37
<b>2.8:</b> C17685-8: I19-7.0 .....	41
<b>2.9:</b> C17685-9: J20-0.5 .....	45
<b>2.10:</b> C17685-10: J20-4.5 .....	56
<b>2.11:</b> C17685-11: J20-8.5 .....	67
<b>2.12:</b> C17685-12: I21-0.5 .....	78
<b>2.13:</b> C17685-13: I21-4.5 .....	82
<b>2.14:</b> C17685-14: I21-8.5 .....	86
<b>2.15:</b> C17685-15: J22-0.6 .....	90
<b>2.16:</b> C17685-16: J22-5.0 .....	101
<b>2.17:</b> C17685-17: J22-8.6 .....	112
<b>2.18:</b> C17685-18: J16-1.0 .....	123
<b>2.19:</b> C17685-19: J16-5.0 .....	128
<b>2.20:</b> C17685-20: J16-9.0 .....	133
<b>2.21:</b> C17685-20A: J16-9.0 DUP .....	138
<b>2.22:</b> C17685-21: J16A-9.0 .....	140
<b>2.23:</b> C17685-22: I23-10 .....	143
<b>2.24:</b> C17685-23: I23-5.0 .....	147
<b>2.25:</b> C17685-24: I23-9.0 .....	151
<b>2.26:</b> C17685-25: J23-2.3 .....	155
<b>2.27:</b> C17685-26: J23-5.0 .....	159
<b>2.28:</b> C17685-27: J23-9.0 .....	163
<b>2.29:</b> C17685-27A: J23-9.0 DUP .....	167
<b>2.30:</b> C17685-28: J23A-9.0 .....	168
<b>2.31:</b> C17685-29: K25-0.5 .....	171
<b>2.32:</b> C17685-30: K25-4.5 .....	175
<b>2.33:</b> C17685-31: K25-8.5 .....	179
<b>2.34:</b> C17685-31A: K25-8.5 DUP .....	183
<b>2.35:</b> C17685-32: K25A-8.5 .....	184
<b>Section 3: Misc. Forms</b> .....	<b>187</b>
<b>3.1:</b> Chain of Custody .....	188
<b>Section 4: GC/MS Volatiles - QC Data Summaries</b> .....	<b>193</b>
<b>4.1:</b> Method Blank Summary .....	194
<b>4.2:</b> Blank Spike Summary .....	218

# Table of Contents

-2-

<b>4.3:</b> Blank Spike/Blank Spike Duplicate Summary .....	222
<b>4.4:</b> Matrix Spike/Matrix Spike Duplicate Summary .....	234
<b>Section 5: GC/MS Semi-volatiles - QC Data Summaries .....</b>	<b>249</b>
<b>5.1:</b> Method Blank Summary .....	250
<b>5.2:</b> Blank Spike/Blank Spike Duplicate Summary .....	253
<b>5.3:</b> Matrix Spike/Matrix Spike Duplicate Summary .....	256
<b>Section 6: GC Volatiles - QC Data Summaries .....</b>	<b>259</b>
<b>6.1:</b> Method Blank Summary .....	260
<b>6.2:</b> Blank Spike/Blank Spike Duplicate Summary .....	261
<b>6.3:</b> Matrix Spike/Matrix Spike Duplicate Summary .....	262
<b>Section 7: GC Semi-volatiles - QC Data Summaries .....</b>	<b>263</b>
<b>7.1:</b> Method Blank Summary .....	264
<b>7.2:</b> Blank Spike/Blank Spike Duplicate Summary .....	267
<b>7.3:</b> Matrix Spike/Matrix Spike Duplicate Summary .....	270
<b>Section 8: Metals Analysis - QC Data Summaries .....</b>	<b>272</b>
<b>8.1:</b> Prep QC MP3905: Sb,As,Ba,Be,Cd,Cr,Co,Cu,Pb,Mo,Ni,Se,Ag,Tl,V,Zn .....	273
<b>8.2:</b> Prep QC MP3908: As,Pb .....	278
<b>8.3:</b> Prep QC MP3945: Hg .....	283
<b>8.4:</b> Prep QC MP3946: Hg .....	287

1

2

3

4

5

6

7

8



## Sample Summary

Iris Environmental

**Job No:** C17685

Romic Soil Investigation(Romic EPA) - 2081 Bay Road, East Palo Alto, CA  
 Project No: 07-555C

Sample Number	Collected		Received	Matrix		Client Sample ID
	Date	Time By		Code	Type	
C17685-1	08/29/11	09:00 AB	08/30/11	SO	Soil	J18-1.5
C17685-2	08/29/11	09:10 AB	08/30/11	SO	Soil	J18-6.0
C17685-3	08/29/11	09:20 AB	08/30/11	SO	Soil	J18-9.5
C17685-4	08/29/11	09:40 AB	08/30/11	SO	Soil	I17-1.0
C17685-5	08/29/11	09:50 AB	08/30/11	SO	Soil	I17-5.5
C17685-6	08/29/11	10:10 AB	08/30/11	SO	Soil	I19-0.5
C17685-7	08/29/11	10:15 AB	08/30/11	SO	Soil	I19-3.5
C17685-8	08/29/11	10:35 AB	08/30/11	SO	Soil	I19-7.0
C17685-9	08/29/11	11:00 AB	08/30/11	SO	Soil	J20-0.5
C17685-10	08/29/11	11:05 AB	08/30/11	SO	Soil	J20-4.5
C17685-11	08/29/11	11:15 AB	08/30/11	SO	Soil	J20-8.5
C17685-12	08/29/11	11:40 AB	08/30/11	SO	Soil	I21-0.5
C17685-13	08/29/11	11:45 AB	08/30/11	SO	Soil	I21-4.5

---

Soil samples reported on a dry weight basis unless otherwise indicated on result page.



## Sample Summary

(continued)

Iris Environmental

**Job No:** C17685

Romic Soil Investigation(Romic EPA) - 2081 Bay Road, East Palo Alto, CA

Project No: 07-555C

Sample Number	Collected		Received	Matrix		Client Sample ID
	Date	Time By		Code	Type	
C17685-14	08/29/11	11:50 AB	08/30/11	SO	Soil	I21-8.5
C17685-15	08/29/11	12:10 AB	08/30/11	SO	Soil	J22-0.6
C17685-16	08/29/11	12:20 AB	08/30/11	SO	Soil	J22-5.0
C17685-17	08/29/11	12:25 AB	08/30/11	SO	Soil	J22-8.6
C17685-18	08/29/11	13:40 AB	08/30/11	SO	Soil	J16-1.0
C17685-19	08/29/11	13:45 AB	08/30/11	SO	Soil	J16-5.0
C17685-20	08/29/11	13:50 AB	08/30/11	SO	Soil	J16-9.0
C17685-20A	08/29/11	13:50 AB	08/30/11	SO	Soil	J16-9.0 DUP
C17685-21	08/29/11	13:50 AB	08/30/11	SO	Soil	J16A-9.0
C17685-22	08/29/11	14:15 AB	08/30/11	SO	Soil	I23-10
C17685-23	08/29/11	14:20 AB	08/30/11	SO	Soil	I23-5.0
C17685-24	08/29/11	14:30 AB	08/30/11	SO	Soil	I23-9.0
C17685-25	08/29/11	15:00 AB	08/30/11	SO	Soil	J23-2.3

---

Soil samples reported on a dry weight basis unless otherwise indicated on result page.



## Sample Summary

(continued)

Iris Environmental

**Job No:** C17685

Romic Soil Investigation(Romic EPA) - 2081 Bay Road,East Palo Alto,CA

Project No: 07-555C

Sample Number	Collected		Received	Matrix		Client Sample ID
	Date	Time By		Code	Type	
C17685-26	08/29/11	15:10 AB	08/30/11	SO	Soil	J23-5.0
C17685-27	08/29/11	15:15 AB	08/30/11	SO	Soil	J23-9.0
C17685-27A	08/29/11	15:15 AB	08/30/11	SO	Soil	J23-9.0 DUP
C17685-28	08/29/11	15:20 AB	08/30/11	SO	Soil	J23A-9.0
C17685-29	08/29/11	15:30 AB	08/30/11	SO	Soil	K25-0.5
C17685-30	08/29/11	15:40 AB	08/30/11	SO	Soil	K25-4.5
C17685-31	08/29/11	15:55 AB	08/30/11	SO	Soil	K25-8.5
C17685-31A	08/29/11	15:55 AB	08/30/11	SO	Soil	K25-8.5 DUP
C17685-32	08/29/11	15:55 AB	08/30/11	SO	Soil	K25A-8.5

---

Soil samples reported on a dry weight basis unless otherwise indicated on result page.

Sample Results

---

Report of Analysis

---

## Report of Analysis

<b>Client Sample ID:</b>	J18-1.5	<b>Date Sampled:</b>	08/29/11
<b>Lab Sample ID:</b>	C17685-1	<b>Date Received:</b>	08/30/11
<b>Matrix:</b>	SO - Soil	<b>Percent Solids:</b>	n/a <sup>a</sup>
<b>Method:</b>	SW846 8260B	<b>Project:</b> Romic Soil Investigation(Romic EPA) - 2081 Bay Road, East Palo Alto, CA	

Run #1	File ID	DF	Analyzed	By	Prep Date	Prep Batch	Analytical Batch
Run #1	M27064.D	1	09/01/11	XB	n/a	n/a	VM859
Run #2							

Run #1	Initial Weight	Final Volume	Methanol Aliquot
Run #1	5.79 g	5.0 ml	100 ul
Run #2			

## VOA 8260 List

CAS No.	Compound	Result	RL	MDL	Units	Q
67-64-1	Acetone	ND	4300	860	ug/kg	
71-43-2	Benzene	80.5	220	65	ug/kg	J
108-86-1	Bromobenzene	ND	220	65	ug/kg	
74-97-5	Bromochloromethane	ND	220	65	ug/kg	
75-27-4	Bromodichloromethane	ND	220	43	ug/kg	
75-25-2	Bromoform	ND	220	43	ug/kg	
104-51-8	n-Butylbenzene	256	220	65	ug/kg	
135-98-8	sec-Butylbenzene	85.0	220	65	ug/kg	J
98-06-6	tert-Butylbenzene	ND	220	65	ug/kg	
108-90-7	Chlorobenzene	ND	220	65	ug/kg	
75-00-3	Chloroethane	ND	220	65	ug/kg	
67-66-3	Chloroform	ND	220	65	ug/kg	
95-49-8	o-Chlorotoluene	ND	220	65	ug/kg	
106-43-4	p-Chlorotoluene	ND	220	65	ug/kg	
56-23-5	Carbon tetrachloride	ND	220	43	ug/kg	
75-34-3	1,1-Dichloroethane	ND	220	43	ug/kg	
75-35-4	1,1-Dichloroethylene	ND	220	65	ug/kg	
563-58-6	1,1-Dichloropropene	ND	220	65	ug/kg	
96-12-8	1,2-Dibromo-3-chloropropane	ND	220	43	ug/kg	
106-93-4	1,2-Dibromoethane	ND	220	43	ug/kg	
107-06-2	1,2-Dichloroethane	ND	220	65	ug/kg	
78-87-5	1,2-Dichloropropane	ND	220	65	ug/kg	
142-28-9	1,3-Dichloropropane	ND	220	65	ug/kg	
108-20-3	Di-Isopropyl ether	ND	220	65	ug/kg	
594-20-7	2,2-Dichloropropane	ND	220	65	ug/kg	
124-48-1	Dibromochloromethane	ND	220	43	ug/kg	
75-71-8	Dichlorodifluoromethane	ND	220	43	ug/kg	
156-59-2	cis-1,2-Dichloroethylene	ND	220	65	ug/kg	
10061-01-5	cis-1,3-Dichloropropene	ND	220	65	ug/kg	
541-73-1	m-Dichlorobenzene	ND	220	65	ug/kg	
95-50-1	o-Dichlorobenzene	ND	220	65	ug/kg	
106-46-7	p-Dichlorobenzene	69.4	220	65	ug/kg	J

ND = Not detected MDL - Method Detection Limit

RL = Reporting Limit

E = Indicates value exceeds calibration range

J = Indicates an estimated value

B = Indicates analyte found in associated method blank

N = Indicates presumptive evidence of a compound

## Report of Analysis

<b>Client Sample ID:</b>	J18-1.5	<b>Date Sampled:</b>	08/29/11
<b>Lab Sample ID:</b>	C17685-1	<b>Date Received:</b>	08/30/11
<b>Matrix:</b>	SO - Soil	<b>Percent Solids:</b>	n/a <sup>a</sup>
<b>Method:</b>	SW846 8260B	<b>Project:</b> Romic Soil Investigation(Romic EPA) - 2081 Bay Road,East Palo Alto,CA	

## VOA 8260 List

CAS No.	Compound	Result	RL	MDL	Units	Q
156-60-5	trans-1,2-Dichloroethylene	ND	220	65	ug/kg	
10061-02-6	trans-1,3-Dichloropropene	ND	220	65	ug/kg	
100-41-4	Ethylbenzene	268	220	65	ug/kg	
637-92-3	Ethyl tert-Butyl Ether	ND	220	65	ug/kg	
591-78-6	2-Hexanone	ND	1700	220	ug/kg	
87-68-3	Hexachlorobutadiene	ND	220	43	ug/kg	
98-82-8	Isopropylbenzene	ND	220	65	ug/kg	
99-87-6	p-Isopropyltoluene	176	220	65	ug/kg	J
108-10-1	4-Methyl-2-pentanone	ND	1700	650	ug/kg	
74-83-9	Methyl bromide	ND	220	110	ug/kg	
74-87-3	Methyl chloride	ND	220	65	ug/kg	
74-95-3	Methylene bromide	ND	220	110	ug/kg	
75-09-2	Methylene chloride	ND	1100	690	ug/kg	
78-93-3	Methyl ethyl ketone	ND	1700	520	ug/kg	
1634-04-4	Methyl Tert Butyl Ether	ND	220	43	ug/kg	
91-20-3	Naphthalene	1410	220	65	ug/kg	
103-65-1	n-Propylbenzene	85.9	220	65	ug/kg	J
100-42-5	Styrene	ND	220	43	ug/kg	
994-05-8	Tert-Amyl Methyl Ether	ND	220	52	ug/kg	
75-65-0	Tert Butyl Alcohol	ND	1700	430	ug/kg	
630-20-6	1,1,1,2-Tetrachloroethane	ND	220	43	ug/kg	
71-55-6	1,1,1-Trichloroethane	ND	220	65	ug/kg	
79-34-5	1,1,2,2-Tetrachloroethane	ND	220	43	ug/kg	
79-00-5	1,1,2-Trichloroethane	ND	220	43	ug/kg	
87-61-6	1,2,3-Trichlorobenzene	ND	220	65	ug/kg	
96-18-4	1,2,3-Trichloropropane	ND	220	65	ug/kg	
120-82-1	1,2,4-Trichlorobenzene	72.4	220	65	ug/kg	J
95-63-6	1,2,4-Trimethylbenzene	4120	220	65	ug/kg	
108-67-8	1,3,5-Trimethylbenzene	633	220	65	ug/kg	
127-18-4	Tetrachloroethylene	ND	220	150	ug/kg	
108-88-3	Toluene	98.6	220	65	ug/kg	J
79-01-6	Trichloroethylene	ND	220	43	ug/kg	
75-69-4	Trichlorofluoromethane	ND	220	52	ug/kg	
75-01-4	Vinyl chloride	ND	220	110	ug/kg	
1330-20-7	Xylene (total)	675	430	170	ug/kg	

CAS No.	Surrogate Recoveries	Run# 1	Run# 2	Limits
1868-53-7	Dibromofluoromethane	93%		60-130%
2037-26-5	Toluene-D8	103%		60-130%

ND = Not detected MDL - Method Detection Limit

RL = Reporting Limit

E = Indicates value exceeds calibration range

J = Indicates an estimated value

B = Indicates analyte found in associated method blank

N = Indicates presumptive evidence of a compound



## Report of Analysis

<b>Client Sample ID:</b> J18-1.5	
<b>Lab Sample ID:</b> C17685-1	<b>Date Sampled:</b> 08/29/11
<b>Matrix:</b> SO - Soil	<b>Date Received:</b> 08/30/11
<b>Method:</b> SW846 8260B	<b>Percent Solids:</b> n/a <sup>a</sup>
<b>Project:</b> Romic Soil Investigation(Romic EPA) - 2081 Bay Road, East Palo Alto, CA	

### VOA 8260 List

CAS No.	Surrogate Recoveries	Run# 1	Run# 2	Limits
460-00-4	4-Bromofluorobenzene	108%		60-130%

(a) All results reported on wet weight basis.

ND = Not detected      MDL - Method Detection Limit  
 RL = Reporting Limit  
 E = Indicates value exceeds calibration range

J = Indicates an estimated value  
 B = Indicates analyte found in associated method blank  
 N = Indicates presumptive evidence of a compound

## Report of Analysis

<b>Client Sample ID:</b> J18-1.5	
<b>Lab Sample ID:</b> C17685-1	<b>Date Sampled:</b> 08/29/11
<b>Matrix:</b> SO - Soil	<b>Date Received:</b> 08/30/11
<b>Method:</b> SW846 8082 SW846 3545A	<b>Percent Solids:</b> n/a <sup>a</sup>
<b>Project:</b> Romic Soil Investigation(Romic EPA) - 2081 Bay Road, East Palo Alto, CA	

Run #1	File ID	DF	Analyzed	By	Prep Date	Prep Batch	Analytical Batch
Run #1	PP21699.D	10	09/02/11	RV	08/31/11	OP4510	GPP724
Run #2							

Run #1	Initial Weight	Final Volume
Run #1	10.0 g	10.0 ml
Run #2		

### PCB List

CAS No.	Compound	Result	RL	MDL	Units	Q
12674-11-2	Aroclor 1016	ND	1000	170	ug/kg	
11104-28-2	Aroclor 1221	ND	1000	500	ug/kg	
11141-16-5	Aroclor 1232	ND	1000	500	ug/kg	
53469-21-9	Aroclor 1242	ND	1000	500	ug/kg	
12672-29-6	Aroclor 1248	ND	1000	500	ug/kg	
11097-69-1	Aroclor 1254 <sup>b</sup>	1780	1000	500	ug/kg	
11096-82-5	Aroclor 1260 <sup>b</sup>	793	1000	200	ug/kg	J

CAS No.	Surrogate Recoveries	Run# 1	Run# 2	Limits
877-09-8	Tetrachloro-m-xylene	77%		45-108%
877-09-8	Tetrachloro-m-xylene	71%		45-108%
2051-24-3	Decachlorobiphenyl	90%		54-121%
2051-24-3	Decachlorobiphenyl	81%		54-121%

(a) All results reported on wet weight basis.

(b) Estimated value due to the presence of multiple overlapping Aroclor patterns.

ND = Not detected      MDL - Method Detection Limit  
 RL = Reporting Limit  
 E = Indicates value exceeds calibration range

J = Indicates an estimated value  
 B = Indicates analyte found in associated method blank  
 N = Indicates presumptive evidence of a compound

## Report of Analysis

<b>Client Sample ID:</b> J18-1.5	<b>Date Sampled:</b> 08/29/11
<b>Lab Sample ID:</b> C17685-1	<b>Date Received:</b> 08/30/11
<b>Matrix:</b> SO - Soil	<b>Percent Solids:</b> n/a <sup>a</sup>
<b>Project:</b> Romic Soil Investigation(Romic EPA) - 2081 Bay Road, East Palo Alto, CA	

### Metals Analysis

Analyte	Result	RL	Units	DF	Prep	Analyzed By	Method	Prep Method
Arsenic	5.1	1.8	mg/kg	1	08/31/11	08/31/11 RS	SW846 6010B <sup>1</sup>	SW846 3050B <sup>3</sup>
Lead	93.9	1.8	mg/kg	1	08/31/11	08/31/11 RS	SW846 6010B <sup>1</sup>	SW846 3050B <sup>3</sup>
Mercury	0.093	0.040	mg/kg	1	09/07/11	09/08/11 RW	SW846 7471A <sup>2</sup>	SW846 7471A <sup>4</sup>

(1) Instrument QC Batch: MA2071

(2) Instrument QC Batch: MA2081

(3) Prep QC Batch: MP3905

(4) Prep QC Batch: MP3945

(a) All results reported on wet weight basis.

RL = Reporting Limit

## Report of Analysis

<b>Client Sample ID:</b>	J18-6.0	<b>Date Sampled:</b>	08/29/11
<b>Lab Sample ID:</b>	C17685-2	<b>Date Received:</b>	08/30/11
<b>Matrix:</b>	SO - Soil	<b>Percent Solids:</b>	n/a <sup>a</sup>
<b>Method:</b>	SW846 8260B	<b>Project:</b> Romic Soil Investigation(Romic EPA) - 2081 Bay Road, East Palo Alto, CA	

Run #1	File ID	DF	Analyzed	By	Prep Date	Prep Batch	Analytical Batch
Run #1	M27063.D	1	09/01/11	XB	n/a	n/a	VM859
Run #2							

Run #1	Initial Weight	Final Volume	Methanol Aliquot
Run #1	5.90 g	5.0 ml	100 ul
Run #2			

## VOA 8260 List

CAS No.	Compound	Result	RL	MDL	Units	Q
67-64-1	Acetone	ND	4200	850	ug/kg	
71-43-2	Benzene	ND	210	64	ug/kg	
108-86-1	Bromobenzene	ND	210	64	ug/kg	
74-97-5	Bromochloromethane	ND	210	64	ug/kg	
75-27-4	Bromodichloromethane	ND	210	42	ug/kg	
75-25-2	Bromoform	ND	210	42	ug/kg	
104-51-8	n-Butylbenzene	ND	210	64	ug/kg	
135-98-8	sec-Butylbenzene	ND	210	64	ug/kg	
98-06-6	tert-Butylbenzene	ND	210	64	ug/kg	
108-90-7	Chlorobenzene	ND	210	64	ug/kg	
75-00-3	Chloroethane	ND	210	64	ug/kg	
67-66-3	Chloroform	ND	210	64	ug/kg	
95-49-8	o-Chlorotoluene	ND	210	64	ug/kg	
106-43-4	p-Chlorotoluene	ND	210	64	ug/kg	
56-23-5	Carbon tetrachloride	ND	210	42	ug/kg	
75-34-3	1,1-Dichloroethane	ND	210	42	ug/kg	
75-35-4	1,1-Dichloroethylene	ND	210	64	ug/kg	
563-58-6	1,1-Dichloropropene	ND	210	64	ug/kg	
96-12-8	1,2-Dibromo-3-chloropropane	ND	210	42	ug/kg	
106-93-4	1,2-Dibromoethane	ND	210	42	ug/kg	
107-06-2	1,2-Dichloroethane	ND	210	64	ug/kg	
78-87-5	1,2-Dichloropropane	ND	210	64	ug/kg	
142-28-9	1,3-Dichloropropane	ND	210	64	ug/kg	
108-20-3	Di-Isopropyl ether	ND	210	64	ug/kg	
594-20-7	2,2-Dichloropropane	ND	210	64	ug/kg	
124-48-1	Dibromochloromethane	ND	210	42	ug/kg	
75-71-8	Dichlorodifluoromethane	ND	210	42	ug/kg	
156-59-2	cis-1,2-Dichloroethylene	91.6	210	64	ug/kg	J
10061-01-5	cis-1,3-Dichloropropene	ND	210	64	ug/kg	
541-73-1	m-Dichlorobenzene	ND	210	64	ug/kg	
95-50-1	o-Dichlorobenzene	ND	210	64	ug/kg	
106-46-7	p-Dichlorobenzene	ND	210	64	ug/kg	

ND = Not detected MDL - Method Detection Limit

RL = Reporting Limit

E = Indicates value exceeds calibration range

J = Indicates an estimated value

B = Indicates analyte found in associated method blank

N = Indicates presumptive evidence of a compound

## Report of Analysis

<b>Client Sample ID:</b>	J18-6.0	<b>Date Sampled:</b>	08/29/11
<b>Lab Sample ID:</b>	C17685-2	<b>Date Received:</b>	08/30/11
<b>Matrix:</b>	SO - Soil	<b>Percent Solids:</b>	n/a <sup>a</sup>
<b>Method:</b>	SW846 8260B	<b>Project:</b> Romic Soil Investigation(Romic EPA) - 2081 Bay Road, East Palo Alto, CA	

**VOA 8260 List**

CAS No.	Compound	Result	RL	MDL	Units	Q
156-60-5	trans-1,2-Dichloroethylene	ND	210	64	ug/kg	
10061-02-6	trans-1,3-Dichloropropene	ND	210	64	ug/kg	
100-41-4	Ethylbenzene	729	210	64	ug/kg	
637-92-3	Ethyl tert-Butyl Ether	ND	210	64	ug/kg	
591-78-6	2-Hexanone	ND	1700	210	ug/kg	
87-68-3	Hexachlorobutadiene	ND	210	42	ug/kg	
98-82-8	Isopropylbenzene	ND	210	64	ug/kg	
99-87-6	p-Isopropyltoluene	ND	210	64	ug/kg	
108-10-1	4-Methyl-2-pentanone	ND	1700	640	ug/kg	
74-83-9	Methyl bromide	ND	210	110	ug/kg	
74-87-3	Methyl chloride	ND	210	64	ug/kg	
74-95-3	Methylene bromide	ND	210	110	ug/kg	
75-09-2	Methylene chloride	ND	1100	680	ug/kg	
78-93-3	Methyl ethyl ketone	ND	1700	510	ug/kg	
1634-04-4	Methyl Tert Butyl Ether	ND	210	42	ug/kg	
91-20-3	Naphthalene	ND	210	64	ug/kg	
103-65-1	n-Propylbenzene	ND	210	64	ug/kg	
100-42-5	Styrene	ND	210	42	ug/kg	
994-05-8	Tert-Amyl Methyl Ether	ND	210	51	ug/kg	
75-65-0	Tert Butyl Alcohol	ND	1700	420	ug/kg	
630-20-6	1,1,1,2-Tetrachloroethane	ND	210	42	ug/kg	
71-55-6	1,1,1-Trichloroethane	ND	210	64	ug/kg	
79-34-5	1,1,2,2-Tetrachloroethane	ND	210	42	ug/kg	
79-00-5	1,1,2-Trichloroethane	ND	210	42	ug/kg	
87-61-6	1,2,3-Trichlorobenzene	ND	210	64	ug/kg	
96-18-4	1,2,3-Trichloropropane	ND	210	64	ug/kg	
120-82-1	1,2,4-Trichlorobenzene	ND	210	64	ug/kg	
95-63-6	1,2,4-Trimethylbenzene	266	210	64	ug/kg	
108-67-8	1,3,5-Trimethylbenzene	72.9	210	64	ug/kg	J
127-18-4	Tetrachloroethylene	ND	210	150	ug/kg	
108-88-3	Toluene	ND	210	64	ug/kg	
79-01-6	Trichloroethylene	ND	210	42	ug/kg	
75-69-4	Trichlorofluoromethane	ND	210	51	ug/kg	
75-01-4	Vinyl chloride	ND	210	110	ug/kg	
1330-20-7	Xylene (total)	1540	420	170	ug/kg	

CAS No.	Surrogate Recoveries	Run# 1	Run# 2	Limits
1868-53-7	Dibromofluoromethane	97%		60-130%
2037-26-5	Toluene-D8	99%		60-130%

ND = Not detected      MDL - Method Detection Limit  
 RL = Reporting Limit  
 E = Indicates value exceeds calibration range

J = Indicates an estimated value  
 B = Indicates analyte found in associated method blank  
 N = Indicates presumptive evidence of a compound

## Report of Analysis

<b>Client Sample ID:</b> J18-6.0	
<b>Lab Sample ID:</b> C17685-2	<b>Date Sampled:</b> 08/29/11
<b>Matrix:</b> SO - Soil	<b>Date Received:</b> 08/30/11
<b>Method:</b> SW846 8260B	<b>Percent Solids:</b> n/a <sup>a</sup>
<b>Project:</b> Romic Soil Investigation(Romic EPA) - 2081 Bay Road, East Palo Alto, CA	

**VOA 8260 List**

CAS No.	Surrogate Recoveries	Run# 1	Run# 2	Limits
460-00-4	4-Bromofluorobenzene	96%		60-130%

(a) All results reported on wet weight basis.

ND = Not detected      MDL - Method Detection Limit  
 RL = Reporting Limit  
 E = Indicates value exceeds calibration range

J = Indicates an estimated value  
 B = Indicates analyte found in associated method blank  
 N = Indicates presumptive evidence of a compound

## Report of Analysis

<b>Client Sample ID:</b>	J18-6.0	
<b>Lab Sample ID:</b>	C17685-2	<b>Date Sampled:</b> 08/29/11
<b>Matrix:</b>	SO - Soil	<b>Date Received:</b> 08/30/11
<b>Method:</b>	SW846 8082 SW846 3545A	<b>Percent Solids:</b> n/a <sup>a</sup>
<b>Project:</b>	Romic Soil Investigation(Romic EPA) - 2081 Bay Road, East Palo Alto, CA	

Run #1	File ID	DF	Analyzed	By	Prep Date	Prep Batch	Analytical Batch
Run #1	PP21685.D	1	09/02/11	RV	08/31/11	OP4510	GPP724
Run #2							

Run #1	Initial Weight	Final Volume
Run #1	10.0 g	10.0 ml
Run #2		

## PCB List

CAS No.	Compound	Result	RL	MDL	Units	Q
12674-11-2	Aroclor 1016	ND	100	17	ug/kg	
11104-28-2	Aroclor 1221	ND	100	50	ug/kg	
11141-16-5	Aroclor 1232	ND	100	50	ug/kg	
53469-21-9	Aroclor 1242	ND	100	50	ug/kg	
12672-29-6	Aroclor 1248	ND	100	50	ug/kg	
11097-69-1	Aroclor 1254	ND	100	50	ug/kg	
11096-82-5	Aroclor 1260	ND	100	20	ug/kg	

CAS No.	Surrogate Recoveries	Run# 1	Run# 2	Limits
877-09-8	Tetrachloro-m-xylene	55%		45-108%
877-09-8	Tetrachloro-m-xylene	56%		45-108%
2051-24-3	Decachlorobiphenyl	72%		54-121%
2051-24-3	Decachlorobiphenyl	71%		54-121%

(a) All results reported on wet weight basis.

ND = Not detected      MDL - Method Detection Limit  
 RL = Reporting Limit  
 E = Indicates value exceeds calibration range

J = Indicates an estimated value  
 B = Indicates analyte found in associated method blank  
 N = Indicates presumptive evidence of a compound

## Report of Analysis

<b>Client Sample ID:</b> J18-6.0	<b>Date Sampled:</b> 08/29/11
<b>Lab Sample ID:</b> C17685-2	<b>Date Received:</b> 08/30/11
<b>Matrix:</b> SO - Soil	<b>Percent Solids:</b> n/a <sup>a</sup>
<b>Project:</b> Romic Soil Investigation(Romic EPA) - 2081 Bay Road,East Palo Alto,CA	

### Metals Analysis

Analyte	Result	RL	Units	DF	Prep	Analyzed By	Method	Prep Method
Arsenic	6.7	1.9	mg/kg	1	08/31/11	08/31/11 RS	SW846 6010B <sup>1</sup>	SW846 3050B <sup>3</sup>
Lead	14.4	1.9	mg/kg	1	08/31/11	08/31/11 RS	SW846 6010B <sup>1</sup>	SW846 3050B <sup>3</sup>
Mercury	< 0.040	0.040	mg/kg	1	09/07/11	09/08/11 RW	SW846 7471A <sup>2</sup>	SW846 7471A <sup>4</sup>

(1) Instrument QC Batch: MA2071

(2) Instrument QC Batch: MA2081

(3) Prep QC Batch: MP3905

(4) Prep QC Batch: MP3945

(a) All results reported on wet weight basis.

RL = Reporting Limit



## Report of Analysis

<b>Client Sample ID:</b>	J18-9.5	<b>Date Sampled:</b>	08/29/11
<b>Lab Sample ID:</b>	C17685-3	<b>Date Received:</b>	08/30/11
<b>Matrix:</b>	SO - Soil	<b>Percent Solids:</b>	n/a <sup>a</sup>
<b>Method:</b>	SW846 8260B	<b>Project:</b> Romic Soil Investigation(Romic EPA) - 2081 Bay Road, East Palo Alto, CA	

Run #1	File ID	DF	Analyzed	By	Prep Date	Prep Batch	Analytical Batch
Run #1	M27066.D	1	09/01/11	XB	n/a	n/a	VM859
Run #2							

Run #1	Initial Weight	Final Volume	Methanol Aliquot
Run #1	5.84 g	5.0 ml	10.0 ul
Run #2			

## VOA 8260 List

CAS No.	Compound	Result	RL	MDL	Units	Q
67-64-1	Acetone	14800	43000	8600	ug/kg	J
71-43-2	Benzene	2300	2100	640	ug/kg	
108-86-1	Bromobenzene	ND	2100	640	ug/kg	
74-97-5	Bromochloromethane	ND	2100	640	ug/kg	
75-27-4	Bromodichloromethane	ND	2100	430	ug/kg	
75-25-2	Bromoform	ND	2100	430	ug/kg	
104-51-8	n-Butylbenzene	3600	2100	640	ug/kg	
135-98-8	sec-Butylbenzene	1260	2100	640	ug/kg	J
98-06-6	tert-Butylbenzene	ND	2100	640	ug/kg	
108-90-7	Chlorobenzene	2150	2100	640	ug/kg	
75-00-3	Chloroethane	ND	2100	640	ug/kg	
67-66-3	Chloroform	ND	2100	640	ug/kg	
95-49-8	o-Chlorotoluene	ND	2100	640	ug/kg	
106-43-4	p-Chlorotoluene	ND	2100	640	ug/kg	
56-23-5	Carbon tetrachloride	ND	2100	430	ug/kg	
75-34-3	1,1-Dichloroethane	1920	2100	430	ug/kg	J
75-35-4	1,1-Dichloroethylene	1540	2100	640	ug/kg	J
563-58-6	1,1-Dichloropropene	ND	2100	640	ug/kg	
96-12-8	1,2-Dibromo-3-chloropropane	ND	2100	430	ug/kg	
106-93-4	1,2-Dibromoethane	ND	2100	430	ug/kg	
107-06-2	1,2-Dichloroethane	ND	2100	640	ug/kg	
78-87-5	1,2-Dichloropropane	ND	2100	640	ug/kg	
142-28-9	1,3-Dichloropropane	ND	2100	640	ug/kg	
108-20-3	Di-Isopropyl ether	ND	2100	640	ug/kg	
594-20-7	2,2-Dichloropropane	ND	2100	640	ug/kg	
124-48-1	Dibromochloromethane	ND	2100	430	ug/kg	
75-71-8	Dichlorodifluoromethane	ND	2100	430	ug/kg	
156-59-2	cis-1,2-Dichloroethylene	15100	2100	640	ug/kg	
10061-01-5	cis-1,3-Dichloropropene	ND	2100	640	ug/kg	
541-73-1	m-Dichlorobenzene	ND	2100	640	ug/kg	
95-50-1	o-Dichlorobenzene	3830	2100	640	ug/kg	
106-46-7	p-Dichlorobenzene	1410	2100	640	ug/kg	J

ND = Not detected MDL - Method Detection Limit

RL = Reporting Limit

E = Indicates value exceeds calibration range

J = Indicates an estimated value

B = Indicates analyte found in associated method blank

N = Indicates presumptive evidence of a compound

## Report of Analysis

<b>Client Sample ID:</b>	J18-9.5	<b>Date Sampled:</b>	08/29/11
<b>Lab Sample ID:</b>	C17685-3	<b>Date Received:</b>	08/30/11
<b>Matrix:</b>	SO - Soil	<b>Percent Solids:</b>	n/a <sup>a</sup>
<b>Method:</b>	SW846 8260B		
<b>Project:</b>	Romic Soil Investigation(Romic EPA) - 2081 Bay Road,East Palo Alto,CA		

## VOA 8260 List

CAS No.	Compound	Result	RL	MDL	Units	Q
156-60-5	trans-1,2-Dichloroethylene	ND	2100	640	ug/kg	
10061-02-6	trans-1,3-Dichloropropene	ND	2100	640	ug/kg	
100-41-4	Ethylbenzene	9150	2100	640	ug/kg	
637-92-3	Ethyl tert-Butyl Ether	ND	2100	640	ug/kg	
591-78-6	2-Hexanone	ND	17000	2100	ug/kg	
87-68-3	Hexachlorobutadiene	606	2100	430	ug/kg	J
98-82-8	Isopropylbenzene	759	2100	640	ug/kg	J
99-87-6	p-Isopropyltoluene	2130	2100	640	ug/kg	
108-10-1	4-Methyl-2-pentanone	ND	17000	6400	ug/kg	
74-83-9	Methyl bromide	ND	2100	1100	ug/kg	
74-87-3	Methyl chloride	ND	2100	640	ug/kg	
74-95-3	Methylene bromide	ND	2100	1100	ug/kg	
75-09-2	Methylene chloride	ND	11000	6800	ug/kg	
78-93-3	Methyl ethyl ketone	14800	17000	5100	ug/kg	J
1634-04-4	Methyl Tert Butyl Ether	ND	2100	430	ug/kg	
91-20-3	Naphthalene	9590	2100	640	ug/kg	
103-65-1	n-Propylbenzene	1590	2100	640	ug/kg	J
100-42-5	Styrene	ND	2100	430	ug/kg	
994-05-8	Tert-Amyl Methyl Ether	ND	2100	510	ug/kg	
75-65-0	Tert Butyl Alcohol	ND	17000	4300	ug/kg	
630-20-6	1,1,1,2-Tetrachloroethane	ND	2100	430	ug/kg	
71-55-6	1,1,1-Trichloroethane	ND	2100	640	ug/kg	
79-34-5	1,1,2,2-Tetrachloroethane	ND	2100	430	ug/kg	
79-00-5	1,1,2-Trichloroethane	ND	2100	430	ug/kg	
87-61-6	1,2,3-Trichlorobenzene	ND	2100	640	ug/kg	
96-18-4	1,2,3-Trichloropropane	ND	2100	640	ug/kg	
120-82-1	1,2,4-Trichlorobenzene	ND	2100	640	ug/kg	
95-63-6	1,2,4-Trimethylbenzene	26800	2100	640	ug/kg	
108-67-8	1,3,5-Trimethylbenzene	7240	2100	640	ug/kg	
127-18-4	Tetrachloroethylene	7720	2100	1500	ug/kg	
108-88-3	Toluene	17400	2100	640	ug/kg	
79-01-6	Trichloroethylene	1440	2100	430	ug/kg	J
75-69-4	Trichlorofluoromethane	ND	2100	510	ug/kg	
75-01-4	Vinyl chloride	1290	2100	1100	ug/kg	J
1330-20-7	Xylene (total)	56500	4300	1700	ug/kg	

CAS No.	Surrogate Recoveries	Run# 1	Run# 2	Limits
1868-53-7	Dibromofluoromethane	94%		60-130%
2037-26-5	Toluene-D8	103%		60-130%

ND = Not detected MDL - Method Detection Limit

RL = Reporting Limit

E = Indicates value exceeds calibration range

J = Indicates an estimated value

B = Indicates analyte found in associated method blank

N = Indicates presumptive evidence of a compound

## Report of Analysis

<b>Client Sample ID:</b>	J18-9.5	<b>Date Sampled:</b>	08/29/11
<b>Lab Sample ID:</b>	C17685-3	<b>Date Received:</b>	08/30/11
<b>Matrix:</b>	SO - Soil	<b>Percent Solids:</b>	n/a <sup>a</sup>
<b>Method:</b>	SW846 8260B	<b>Project:</b> Romic Soil Investigation(Romic EPA) - 2081 Bay Road, East Palo Alto, CA	

### VOA 8260 List

CAS No.	Surrogate Recoveries	Run# 1	Run# 2	Limits
460-00-4	4-Bromofluorobenzene	105%		60-130%

(a) All results reported on wet weight basis.

ND = Not detected      MDL - Method Detection Limit  
 RL = Reporting Limit  
 E = Indicates value exceeds calibration range

J = Indicates an estimated value  
 B = Indicates analyte found in associated method blank  
 N = Indicates presumptive evidence of a compound

## Report of Analysis

<b>Client Sample ID:</b> J18-9.5		<b>Date Sampled:</b> 08/29/11
<b>Lab Sample ID:</b> C17685-3		<b>Date Received:</b> 08/30/11
<b>Matrix:</b> SO - Soil		<b>Percent Solids:</b> n/a <sup>a</sup>
<b>Method:</b> SW846 8082 SW846 3545A		
<b>Project:</b> Romic Soil Investigation(Romic EPA) - 2081 Bay Road, East Palo Alto, CA		

Run #1	File ID	DF	Analyzed	By	Prep Date	Prep Batch	Analytical Batch
Run #1	PP21700.D	5	09/02/11	RV	08/31/11	OP4510	GPP724
Run #2							

Run #1	Initial Weight	Final Volume
Run #1	10.0 g	10.0 ml
Run #2		

**PCB List**

CAS No.	Compound	Result	RL	MDL	Units	Q
12674-11-2	Aroclor 1016	ND	500	85	ug/kg	
11104-28-2	Aroclor 1221	ND	500	250	ug/kg	
11141-16-5	Aroclor 1232	ND	500	250	ug/kg	
53469-21-9	Aroclor 1242	ND	500	250	ug/kg	
12672-29-6	Aroclor 1248	ND	500	250	ug/kg	
11097-69-1	Aroclor 1254 <sup>b</sup>	1630	500	250	ug/kg	
11096-82-5	Aroclor 1260 <sup>b</sup>	874	500	100	ug/kg	

CAS No.	Surrogate Recoveries	Run# 1	Run# 2	Limits
877-09-8	Tetrachloro-m-xylene	66%		45-108%
877-09-8	Tetrachloro-m-xylene	55%		45-108%
2051-24-3	Decachlorobiphenyl	91%		54-121%
2051-24-3	Decachlorobiphenyl	85%		54-121%

(a) All results reported on wet weight basis.

(b) Estimated value due to the presence of multiple overlapping Aroclor patterns.

ND = Not detected      MDL - Method Detection Limit  
 RL = Reporting Limit  
 E = Indicates value exceeds calibration range

J = Indicates an estimated value  
 B = Indicates analyte found in associated method blank  
 N = Indicates presumptive evidence of a compound

## Report of Analysis

<b>Client Sample ID:</b>	J18-9.5	<b>Date Sampled:</b>	08/29/11
<b>Lab Sample ID:</b>	C17685-3	<b>Date Received:</b>	08/30/11
<b>Matrix:</b>	SO - Soil	<b>Percent Solids:</b>	n/a <sup>a</sup>
<b>Project:</b>	Romic Soil Investigation(Romic EPA) - 2081 Bay Road, East Palo Alto, CA		

### Metals Analysis

Analyte	Result	RL	Units	DF	Prep	Analyzed By	Method	Prep Method
Arsenic	2.6	1.8	mg/kg	1	08/31/11	08/31/11 RS	SW846 6010B <sup>1</sup>	SW846 3050B <sup>3</sup>
Lead	5.2	1.8	mg/kg	1	08/31/11	08/31/11 RS	SW846 6010B <sup>1</sup>	SW846 3050B <sup>3</sup>
Mercury	< 0.042	0.042	mg/kg	1	09/07/11	09/08/11 RW	SW846 7471A <sup>2</sup>	SW846 7471A <sup>4</sup>

- (1) Instrument QC Batch: MA2071
- (2) Instrument QC Batch: MA2081
- (3) Prep QC Batch: MP3905
- (4) Prep QC Batch: MP3945

(a) All results reported on wet weight basis.

RL = Reporting Limit

## Report of Analysis

<b>Client Sample ID:</b>	I17-1.0		
<b>Lab Sample ID:</b>	C17685-4	<b>Date Sampled:</b>	08/29/11
<b>Matrix:</b>	SO - Soil	<b>Date Received:</b>	08/30/11
<b>Method:</b>	SW846 8260B	<b>Percent Solids:</b>	n/a <sup>a</sup>
<b>Project:</b>	Romic Soil Investigation(Romic EPA) - 2081 Bay Road, East Palo Alto, CA		

Run #1	File ID	DF	Analyzed	By	Prep Date	Prep Batch	Analytical Batch
Run #1	M27112.D	1	09/02/11	XB	n/a	n/a	VM860
Run #2							

Run #1	Initial Weight	Final Volume	Methanol Aliquot
Run #1	5.56 g	5.0 ml	100 ul
Run #2			

## VOA 8260 List

CAS No.	Compound	Result	RL	MDL	Units	Q
67-64-1	Acetone	ND	4500	900	ug/kg	
71-43-2	Benzene	ND	220	67	ug/kg	
108-86-1	Bromobenzene	ND	220	67	ug/kg	
74-97-5	Bromochloromethane	ND	220	67	ug/kg	
75-27-4	Bromodichloromethane	ND	220	45	ug/kg	
75-25-2	Bromoform	ND	220	45	ug/kg	
104-51-8	n-Butylbenzene	ND	220	67	ug/kg	
135-98-8	sec-Butylbenzene	ND	220	67	ug/kg	
98-06-6	tert-Butylbenzene	ND	220	67	ug/kg	
108-90-7	Chlorobenzene	ND	220	67	ug/kg	
75-00-3	Chloroethane	ND	220	67	ug/kg	
67-66-3	Chloroform	ND	220	67	ug/kg	
95-49-8	o-Chlorotoluene	ND	220	67	ug/kg	
106-43-4	p-Chlorotoluene	ND	220	67	ug/kg	
56-23-5	Carbon tetrachloride	ND	220	45	ug/kg	
75-34-3	1,1-Dichloroethane	ND	220	45	ug/kg	
75-35-4	1,1-Dichloroethylene	ND	220	67	ug/kg	
563-58-6	1,1-Dichloropropene	ND	220	67	ug/kg	
96-12-8	1,2-Dibromo-3-chloropropane	ND	220	45	ug/kg	
106-93-4	1,2-Dibromoethane	ND	220	45	ug/kg	
107-06-2	1,2-Dichloroethane	ND	220	67	ug/kg	
78-87-5	1,2-Dichloropropane	ND	220	67	ug/kg	
142-28-9	1,3-Dichloropropane	ND	220	67	ug/kg	
108-20-3	Di-Isopropyl ether	ND	220	67	ug/kg	
594-20-7	2,2-Dichloropropane	ND	220	67	ug/kg	
124-48-1	Dibromochloromethane	ND	220	45	ug/kg	
75-71-8	Dichlorodifluoromethane	ND	220	45	ug/kg	
156-59-2	cis-1,2-Dichloroethylene	ND	220	67	ug/kg	
10061-01-5	cis-1,3-Dichloropropene	ND	220	67	ug/kg	
541-73-1	m-Dichlorobenzene	ND	220	67	ug/kg	
95-50-1	o-Dichlorobenzene	ND	220	67	ug/kg	
106-46-7	p-Dichlorobenzene	ND	220	67	ug/kg	

ND = Not detected MDL - Method Detection Limit

RL = Reporting Limit

E = Indicates value exceeds calibration range

J = Indicates an estimated value

B = Indicates analyte found in associated method blank

N = Indicates presumptive evidence of a compound

## Report of Analysis

<b>Client Sample ID:</b>	I17-1.0	<b>Date Sampled:</b>	08/29/11
<b>Lab Sample ID:</b>	C17685-4	<b>Date Received:</b>	08/30/11
<b>Matrix:</b>	SO - Soil	<b>Percent Solids:</b>	n/a <sup>a</sup>
<b>Method:</b>	SW846 8260B	<b>Project:</b> Romic Soil Investigation(Romic EPA) - 2081 Bay Road, East Palo Alto, CA	

**VOA 8260 List**

CAS No.	Compound	Result	RL	MDL	Units	Q
156-60-5	trans-1,2-Dichloroethylene	ND	220	67	ug/kg	
10061-02-6	trans-1,3-Dichloropropene	ND	220	67	ug/kg	
100-41-4	Ethylbenzene	190	220	67	ug/kg	J
637-92-3	Ethyl tert-Butyl Ether	ND	220	67	ug/kg	
591-78-6	2-Hexanone	ND	1800	220	ug/kg	
87-68-3	Hexachlorobutadiene	ND	220	45	ug/kg	
98-82-8	Isopropylbenzene	ND	220	67	ug/kg	
99-87-6	p-Isopropyltoluene	ND	220	67	ug/kg	
108-10-1	4-Methyl-2-pentanone	ND	1800	670	ug/kg	
74-83-9	Methyl bromide	ND	220	110	ug/kg	
74-87-3	Methyl chloride	ND	220	67	ug/kg	
74-95-3	Methylene bromide	ND	220	110	ug/kg	
75-09-2	Methylene chloride	ND	1100	720	ug/kg	
78-93-3	Methyl ethyl ketone	ND	1800	540	ug/kg	
1634-04-4	Methyl Tert Butyl Ether	ND	220	45	ug/kg	
91-20-3	Naphthalene	225	220	67	ug/kg	
103-65-1	n-Propylbenzene	ND	220	67	ug/kg	
100-42-5	Styrene	ND	220	45	ug/kg	
994-05-8	Tert-Amyl Methyl Ether	ND	220	54	ug/kg	
75-65-0	Tert Butyl Alcohol	ND	1800	450	ug/kg	
630-20-6	1,1,1,2-Tetrachloroethane	ND	220	45	ug/kg	
71-55-6	1,1,1-Trichloroethane	ND	220	67	ug/kg	
79-34-5	1,1,2,2-Tetrachloroethane	ND	220	45	ug/kg	
79-00-5	1,1,2-Trichloroethane	ND	220	45	ug/kg	
87-61-6	1,2,3-Trichlorobenzene	ND	220	67	ug/kg	
96-18-4	1,2,3-Trichloropropane	ND	220	67	ug/kg	
120-82-1	1,2,4-Trichlorobenzene	ND	220	67	ug/kg	
95-63-6	1,2,4-Trimethylbenzene	104	220	67	ug/kg	J
108-67-8	1,3,5-Trimethylbenzene	ND	220	67	ug/kg	
127-18-4	Tetrachloroethylene	ND	220	160	ug/kg	
108-88-3	Toluene	210	220	67	ug/kg	J
79-01-6	Trichloroethylene	ND	220	45	ug/kg	
75-69-4	Trichlorofluoromethane	ND	220	54	ug/kg	
75-01-4	Vinyl chloride	ND	220	110	ug/kg	
1330-20-7	Xylene (total)	1070	450	180	ug/kg	

CAS No.	Surrogate Recoveries	Run# 1	Run# 2	Limits
1868-53-7	Dibromofluoromethane	101%		60-130%
2037-26-5	Toluene-D8	102%		60-130%

ND = Not detected      MDL - Method Detection Limit  
 RL = Reporting Limit  
 E = Indicates value exceeds calibration range

J = Indicates an estimated value  
 B = Indicates analyte found in associated method blank  
 N = Indicates presumptive evidence of a compound

## Report of Analysis

<b>Client Sample ID:</b> I17-1.0	
<b>Lab Sample ID:</b> C17685-4	<b>Date Sampled:</b> 08/29/11
<b>Matrix:</b> SO - Soil	<b>Date Received:</b> 08/30/11
<b>Method:</b> SW846 8260B	<b>Percent Solids:</b> n/a <sup>a</sup>
<b>Project:</b> Romic Soil Investigation(Romic EPA) - 2081 Bay Road, East Palo Alto, CA	

### VOA 8260 List

CAS No.	Surrogate Recoveries	Run# 1	Run# 2	Limits
460-00-4	4-Bromofluorobenzene	99%		60-130%

(a) All results reported on wet weight basis.

ND = Not detected      MDL - Method Detection Limit  
 RL = Reporting Limit  
 E = Indicates value exceeds calibration range

J = Indicates an estimated value  
 B = Indicates analyte found in associated method blank  
 N = Indicates presumptive evidence of a compound



## Report of Analysis

<b>Client Sample ID:</b> I17-1.0		<b>Date Sampled:</b> 08/29/11
<b>Lab Sample ID:</b> C17685-4		<b>Date Received:</b> 08/30/11
<b>Matrix:</b> SO - Soil		<b>Percent Solids:</b> n/a <sup>a</sup>
<b>Method:</b> SW846 8082 SW846 3545A		
<b>Project:</b> Romic Soil Investigation(Romic EPA) - 2081 Bay Road, East Palo Alto, CA		

Run #	File ID	DF	Analyzed	By	Prep Date	Prep Batch	Analytical Batch
Run #1 <sup>b</sup>	PP21701.D	5	09/02/11	RV	08/31/11	OP4510	GPP724
Run #2							

Run #	Initial Weight	Final Volume
Run #1	10.0 g	10.0 ml
Run #2		

**PCB List**

CAS No.	Compound	Result	RL	MDL	Units	Q
12674-11-2	Aroclor 1016	ND	500	85	ug/kg	
11104-28-2	Aroclor 1221	ND	500	250	ug/kg	
11141-16-5	Aroclor 1232	ND	500	250	ug/kg	
53469-21-9	Aroclor 1242	ND	500	250	ug/kg	
12672-29-6	Aroclor 1248	ND	500	250	ug/kg	
11097-69-1	Aroclor 1254 <sup>c</sup>	444	500	250	ug/kg	J
11096-82-5	Aroclor 1260 <sup>c</sup>	200	500	100	ug/kg	J

CAS No.	Surrogate Recoveries	Run# 1	Run# 2	Limits
877-09-8	Tetrachloro-m-xylene	79%		45-108%
877-09-8	Tetrachloro-m-xylene	67%		45-108%
2051-24-3	Decachlorobiphenyl	100%		54-121%
2051-24-3	Decachlorobiphenyl	125% <sup>d</sup>		54-121%

- (a) All results reported on wet weight basis.
- (b) Reporting limits raised due to high concentration of non-target compounds (hydrocarbons).
- (c) Estimated value due to the presence of multiple overlapping Aroclor patterns.
- (d) Surrogate outside control limits due to matrix interference.

---

ND = Not detected      MDL - Method Detection Limit      J = Indicates an estimated value  
 RL = Reporting Limit      B = Indicates analyte found in associated method blank  
 E = Indicates value exceeds calibration range      N = Indicates presumptive evidence of a compound

## Report of Analysis

<b>Client Sample ID:</b> I17-1.0	<b>Date Sampled:</b> 08/29/11
<b>Lab Sample ID:</b> C17685-4	<b>Date Received:</b> 08/30/11
<b>Matrix:</b> SO - Soil	<b>Percent Solids:</b> n/a <sup>a</sup>
<b>Project:</b> Romic Soil Investigation(Romic EPA) - 2081 Bay Road, East Palo Alto, CA	

### Metals Analysis

Analyte	Result	RL	Units	DF	Prep	Analyzed By	Method	Prep Method
Arsenic	4.6	1.9	mg/kg	1	08/31/11	08/31/11 RS	SW846 6010B <sup>1</sup>	SW846 3050B <sup>3</sup>
Lead	37.0	1.9	mg/kg	1	08/31/11	08/31/11 RS	SW846 6010B <sup>1</sup>	SW846 3050B <sup>3</sup>
Mercury	0.081	0.039	mg/kg	1	09/07/11	09/08/11 RW	SW846 7471A <sup>2</sup>	SW846 7471A <sup>4</sup>

(1) Instrument QC Batch: MA2071

(2) Instrument QC Batch: MA2081

(3) Prep QC Batch: MP3905

(4) Prep QC Batch: MP3945

(a) All results reported on wet weight basis.

RL = Reporting Limit

## Report of Analysis

<b>Client Sample ID:</b>	I17-5.5	<b>Date Sampled:</b>	08/29/11
<b>Lab Sample ID:</b>	C17685-5	<b>Date Received:</b>	08/30/11
<b>Matrix:</b>	SO - Soil	<b>Percent Solids:</b>	n/a <sup>a</sup>
<b>Method:</b>	SW846 8260B	<b>Project:</b> Romic Soil Investigation(Romic EPA) - 2081 Bay Road, East Palo Alto, CA	

Run #1	File ID	DF	Analyzed	By	Prep Date	Prep Batch	Analytical Batch
Run #1	M27187.D	1	09/03/11	XB	n/a	n/a	VM863
Run #2							

Run #1	Initial Weight	Final Volume	Methanol Aliquot
Run #1	4.43 g	5.0 ml	60.0 ul
Run #2			

## VOA 8260 List

CAS No.	Compound	Result	RL	MDL	Units	Q
67-64-1	Acetone	6530	9400	1900	ug/kg	J
71-43-2	Benzene	ND	470	140	ug/kg	
108-86-1	Bromobenzene	ND	470	140	ug/kg	
74-97-5	Bromochloromethane	ND	470	140	ug/kg	
75-27-4	Bromodichloromethane	ND	470	94	ug/kg	
75-25-2	Bromoform	ND	470	94	ug/kg	
104-51-8	n-Butylbenzene	ND	470	140	ug/kg	
135-98-8	sec-Butylbenzene	ND	470	140	ug/kg	
98-06-6	tert-Butylbenzene	ND	470	140	ug/kg	
108-90-7	Chlorobenzene	ND	470	140	ug/kg	
75-00-3	Chloroethane	ND	470	140	ug/kg	
67-66-3	Chloroform	ND	470	140	ug/kg	
95-49-8	o-Chlorotoluene	ND	470	140	ug/kg	
106-43-4	p-Chlorotoluene	ND	470	140	ug/kg	
56-23-5	Carbon tetrachloride	ND	470	94	ug/kg	
75-34-3	1,1-Dichloroethane	277	470	94	ug/kg	J
75-35-4	1,1-Dichloroethylene	ND	470	140	ug/kg	
563-58-6	1,1-Dichloropropene	ND	470	140	ug/kg	
96-12-8	1,2-Dibromo-3-chloropropane	ND	470	94	ug/kg	
106-93-4	1,2-Dibromoethane	ND	470	94	ug/kg	
107-06-2	1,2-Dichloroethane	ND	470	140	ug/kg	
78-87-5	1,2-Dichloropropane	ND	470	140	ug/kg	
142-28-9	1,3-Dichloropropane	ND	470	140	ug/kg	
108-20-3	Di-Isopropyl ether	ND	470	140	ug/kg	
594-20-7	2,2-Dichloropropane	ND	470	140	ug/kg	
124-48-1	Dibromochloromethane	ND	470	94	ug/kg	
75-71-8	Dichlorodifluoromethane	ND	470	94	ug/kg	
156-59-2	cis-1,2-Dichloroethylene	ND	470	140	ug/kg	
10061-01-5	cis-1,3-Dichloropropene	ND	470	140	ug/kg	
541-73-1	m-Dichlorobenzene	ND	470	140	ug/kg	
95-50-1	o-Dichlorobenzene	ND	470	140	ug/kg	
106-46-7	p-Dichlorobenzene	ND	470	140	ug/kg	

ND = Not detected MDL - Method Detection Limit

RL = Reporting Limit

E = Indicates value exceeds calibration range

J = Indicates an estimated value

B = Indicates analyte found in associated method blank

N = Indicates presumptive evidence of a compound

## Report of Analysis

<b>Client Sample ID:</b>	I17-5.5	<b>Date Sampled:</b>	08/29/11
<b>Lab Sample ID:</b>	C17685-5	<b>Date Received:</b>	08/30/11
<b>Matrix:</b>	SO - Soil	<b>Percent Solids:</b>	n/a <sup>a</sup>
<b>Method:</b>	SW846 8260B	<b>Project:</b> Romic Soil Investigation(Romic EPA) - 2081 Bay Road,East Palo Alto,CA	

## VOA 8260 List

CAS No.	Compound	Result	RL	MDL	Units	Q
156-60-5	trans-1,2-Dichloroethylene	ND	470	140	ug/kg	
10061-02-6	trans-1,3-Dichloropropene	ND	470	140	ug/kg	
100-41-4	Ethylbenzene	445	470	140	ug/kg	J
637-92-3	Ethyl tert-Butyl Ether	ND	470	140	ug/kg	
591-78-6	2-Hexanone	ND	3800	470	ug/kg	
87-68-3	Hexachlorobutadiene	ND	470	94	ug/kg	
98-82-8	Isopropylbenzene	ND	470	140	ug/kg	
99-87-6	p-Isopropyltoluene	ND	470	140	ug/kg	
108-10-1	4-Methyl-2-pentanone	1970	3800	1400	ug/kg	J
74-83-9	Methyl bromide	ND	470	240	ug/kg	
74-87-3	Methyl chloride	ND	470	140	ug/kg	
74-95-3	Methylene bromide	ND	470	240	ug/kg	
75-09-2	Methylene chloride	ND	2400	1500	ug/kg	
78-93-3	Methyl ethyl ketone	10600	3800	1100	ug/kg	
1634-04-4	Methyl Tert Butyl Ether	ND	470	94	ug/kg	
91-20-3	Naphthalene	ND	470	140	ug/kg	
103-65-1	n-Propylbenzene	ND	470	140	ug/kg	
100-42-5	Styrene	ND	470	94	ug/kg	
994-05-8	Tert-Amyl Methyl Ether	ND	470	110	ug/kg	
75-65-0	Tert Butyl Alcohol	ND	3800	940	ug/kg	
630-20-6	1,1,1,2-Tetrachloroethane	ND	470	94	ug/kg	
71-55-6	1,1,1-Trichloroethane	ND	470	140	ug/kg	
79-34-5	1,1,2,2-Tetrachloroethane	ND	470	94	ug/kg	
79-00-5	1,1,2-Trichloroethane	ND	470	94	ug/kg	
87-61-6	1,2,3-Trichlorobenzene	ND	470	140	ug/kg	
96-18-4	1,2,3-Trichloropropane	ND	470	140	ug/kg	
120-82-1	1,2,4-Trichlorobenzene	ND	470	140	ug/kg	
95-63-6	1,2,4-Trimethylbenzene	ND	470	140	ug/kg	
108-67-8	1,3,5-Trimethylbenzene	ND	470	140	ug/kg	
127-18-4	Tetrachloroethylene	ND	470	330	ug/kg	
108-88-3	Toluene	3680	470	140	ug/kg	
79-01-6	Trichloroethylene	ND	470	94	ug/kg	
75-69-4	Trichlorofluoromethane	ND	470	110	ug/kg	
75-01-4	Vinyl chloride	ND	470	240	ug/kg	
1330-20-7	Xylene (total)	1620	940	380	ug/kg	

CAS No.	Surrogate Recoveries	Run# 1	Run# 2	Limits
1868-53-7	Dibromofluoromethane	97%		60-130%
2037-26-5	Toluene-D8	99%		60-130%

ND = Not detected MDL - Method Detection Limit

RL = Reporting Limit

E = Indicates value exceeds calibration range

J = Indicates an estimated value

B = Indicates analyte found in associated method blank

N = Indicates presumptive evidence of a compound

## Report of Analysis

<b>Client Sample ID:</b> I17-5.5	
<b>Lab Sample ID:</b> C17685-5	<b>Date Sampled:</b> 08/29/11
<b>Matrix:</b> SO - Soil	<b>Date Received:</b> 08/30/11
<b>Method:</b> SW846 8260B	<b>Percent Solids:</b> n/a <sup>a</sup>
<b>Project:</b> Romic Soil Investigation(Romic EPA) - 2081 Bay Road, East Palo Alto, CA	

### VOA 8260 List

CAS No.	Surrogate Recoveries	Run# 1	Run# 2	Limits
460-00-4	4-Bromofluorobenzene	100%		60-130%

(a) All results reported on wet weight basis.

ND = Not detected      MDL - Method Detection Limit  
 RL = Reporting Limit  
 E = Indicates value exceeds calibration range

J = Indicates an estimated value  
 B = Indicates analyte found in associated method blank  
 N = Indicates presumptive evidence of a compound

## Report of Analysis

<b>Client Sample ID:</b> I17-5.5		<b>Date Sampled:</b> 08/29/11
<b>Lab Sample ID:</b> C17685-5		<b>Date Received:</b> 08/30/11
<b>Matrix:</b> SO - Soil		<b>Percent Solids:</b> n/a <sup>a</sup>
<b>Method:</b> SW846 8082 SW846 3545A		
<b>Project:</b> Romic Soil Investigation(Romic EPA) - 2081 Bay Road, East Palo Alto, CA		

Run #1	File ID	DF	Analyzed	By	Prep Date	Prep Batch	Analytical Batch
Run #1	PP21686.D	1	09/02/11	RV	08/31/11	OP4510	GPP724
Run #2							

Run #1	Initial Weight	Final Volume
Run #1	10.0 g	10.0 ml
Run #2		

**PCB List**

CAS No.	Compound	Result	RL	MDL	Units	Q
12674-11-2	Aroclor 1016	ND	100	17	ug/kg	
11104-28-2	Aroclor 1221	ND	100	50	ug/kg	
11141-16-5	Aroclor 1232	ND	100	50	ug/kg	
53469-21-9	Aroclor 1242	ND	100	50	ug/kg	
12672-29-6	Aroclor 1248	ND	100	50	ug/kg	
11097-69-1	Aroclor 1254	ND	100	50	ug/kg	
11096-82-5	Aroclor 1260	ND	100	20	ug/kg	

CAS No.	Surrogate Recoveries	Run# 1	Run# 2	Limits
877-09-8	Tetrachloro-m-xylene	70%		45-108%
877-09-8	Tetrachloro-m-xylene	65%		45-108%
2051-24-3	Decachlorobiphenyl	77%		54-121%
2051-24-3	Decachlorobiphenyl	70%		54-121%

(a) All results reported on wet weight basis.

ND = Not detected      MDL - Method Detection Limit  
 RL = Reporting Limit  
 E = Indicates value exceeds calibration range

J = Indicates an estimated value  
 B = Indicates analyte found in associated method blank  
 N = Indicates presumptive evidence of a compound

## Report of Analysis

<b>Client Sample ID:</b> I17-5.5	<b>Date Sampled:</b> 08/29/11
<b>Lab Sample ID:</b> C17685-5	<b>Date Received:</b> 08/30/11
<b>Matrix:</b> SO - Soil	<b>Percent Solids:</b> n/a <sup>a</sup>
<b>Project:</b> Romic Soil Investigation(Romic EPA) - 2081 Bay Road, East Palo Alto, CA	

### Metals Analysis

Analyte	Result	RL	Units	DF	Prep	Analyzed By	Method	Prep Method
Arsenic	5.2	1.9	mg/kg	1	08/31/11	08/31/11 RS	SW846 6010B <sup>1</sup>	SW846 3050B <sup>3</sup>
Lead	19.9	1.9	mg/kg	1	08/31/11	08/31/11 RS	SW846 6010B <sup>1</sup>	SW846 3050B <sup>3</sup>
Mercury	< 0.037	0.037	mg/kg	1	09/07/11	09/08/11 RW	SW846 7471A <sup>2</sup>	SW846 7471A <sup>4</sup>

- (1) Instrument QC Batch: MA2071
- (2) Instrument QC Batch: MA2081
- (3) Prep QC Batch: MP3905
- (4) Prep QC Batch: MP3945

(a) All results reported on wet weight basis.

RL = Reporting Limit

## Report of Analysis

<b>Client Sample ID:</b>	I19-0.5		
<b>Lab Sample ID:</b>	C17685-6	<b>Date Sampled:</b>	08/29/11
<b>Matrix:</b>	SO - Soil	<b>Date Received:</b>	08/30/11
<b>Method:</b>	SW846 8260B	<b>Percent Solids:</b>	n/a <sup>a</sup>
<b>Project:</b>	Romic Soil Investigation(Romic EPA) - 2081 Bay Road, East Palo Alto, CA		

Run #1	File ID	DF	Analyzed	By	Prep Date	Prep Batch	Analytical Batch
Run #1	M27188.D	1	09/03/11	XB	n/a	n/a	VM863
Run #2							

Run #1	Initial Weight	Final Volume	Methanol Aliquot
Run #1	5.96 g	5.0 ml	5.0 ul
Run #2			

## VOA 8260 List

CAS No.	Compound	Result	RL	MDL	Units	Q
67-64-1	Acetone	25000	84000	17000	ug/kg	J
71-43-2	Benzene	ND	4200	1300	ug/kg	
108-86-1	Bromobenzene	ND	4200	1300	ug/kg	
74-97-5	Bromochloromethane	ND	4200	1300	ug/kg	
75-27-4	Bromodichloromethane	ND	4200	840	ug/kg	
75-25-2	Bromoform	ND	4200	840	ug/kg	
104-51-8	n-Butylbenzene	ND	4200	1300	ug/kg	
135-98-8	sec-Butylbenzene	ND	4200	1300	ug/kg	
98-06-6	tert-Butylbenzene	ND	4200	1300	ug/kg	
108-90-7	Chlorobenzene	ND	4200	1300	ug/kg	
75-00-3	Chloroethane	ND	4200	1300	ug/kg	
67-66-3	Chloroform	ND	4200	1300	ug/kg	
95-49-8	o-Chlorotoluene	ND	4200	1300	ug/kg	
106-43-4	p-Chlorotoluene	ND	4200	1300	ug/kg	
56-23-5	Carbon tetrachloride	ND	4200	840	ug/kg	
75-34-3	1,1-Dichloroethane	ND	4200	840	ug/kg	
75-35-4	1,1-Dichloroethylene	ND	4200	1300	ug/kg	
563-58-6	1,1-Dichloropropene	ND	4200	1300	ug/kg	
96-12-8	1,2-Dibromo-3-chloropropane	ND	4200	840	ug/kg	
106-93-4	1,2-Dibromoethane	ND	4200	840	ug/kg	
107-06-2	1,2-Dichloroethane	ND	4200	1300	ug/kg	
78-87-5	1,2-Dichloropropane	ND	4200	1300	ug/kg	
142-28-9	1,3-Dichloropropane	ND	4200	1300	ug/kg	
108-20-3	Di-Isopropyl ether	ND	4200	1300	ug/kg	
594-20-7	2,2-Dichloropropane	ND	4200	1300	ug/kg	
124-48-1	Dibromochloromethane	ND	4200	840	ug/kg	
75-71-8	Dichlorodifluoromethane	ND	4200	840	ug/kg	
156-59-2	cis-1,2-Dichloroethylene	ND	4200	1300	ug/kg	
10061-01-5	cis-1,3-Dichloropropene	ND	4200	1300	ug/kg	
541-73-1	m-Dichlorobenzene	ND	4200	1300	ug/kg	
95-50-1	o-Dichlorobenzene	ND	4200	1300	ug/kg	
106-46-7	p-Dichlorobenzene	ND	4200	1300	ug/kg	

ND = Not detected MDL - Method Detection Limit

RL = Reporting Limit

E = Indicates value exceeds calibration range

J = Indicates an estimated value

B = Indicates analyte found in associated method blank

N = Indicates presumptive evidence of a compound



## Report of Analysis

<b>Client Sample ID:</b>	I19-0.5	<b>Date Sampled:</b>	08/29/11
<b>Lab Sample ID:</b>	C17685-6	<b>Date Received:</b>	08/30/11
<b>Matrix:</b>	SO - Soil	<b>Percent Solids:</b>	n/a <sup>a</sup>
<b>Method:</b>	SW846 8260B	<b>Project:</b> Romic Soil Investigation(Romic EPA) - 2081 Bay Road, East Palo Alto, CA	

**VOA 8260 List**

CAS No.	Compound	Result	RL	MDL	Units	Q
156-60-5	trans-1,2-Dichloroethylene	ND	4200	1300	ug/kg	
10061-02-6	trans-1,3-Dichloropropene	ND	4200	1300	ug/kg	
100-41-4	Ethylbenzene	ND	4200	1300	ug/kg	
637-92-3	Ethyl tert-Butyl Ether	ND	4200	1300	ug/kg	
591-78-6	2-Hexanone	ND	34000	4200	ug/kg	
87-68-3	Hexachlorobutadiene	ND	4200	840	ug/kg	
98-82-8	Isopropylbenzene	ND	4200	1300	ug/kg	
99-87-6	p-Isopropyltoluene	ND	4200	1300	ug/kg	
108-10-1	4-Methyl-2-pentanone	ND	34000	13000	ug/kg	
74-83-9	Methyl bromide	ND	4200	2100	ug/kg	
74-87-3	Methyl chloride	ND	4200	1300	ug/kg	
74-95-3	Methylene bromide	ND	4200	2100	ug/kg	
75-09-2	Methylene chloride	ND	21000	13000	ug/kg	
78-93-3	Methyl ethyl ketone	199000	34000	10000	ug/kg	
1634-04-4	Methyl Tert Butyl Ether	ND	4200	840	ug/kg	
91-20-3	Naphthalene	ND	4200	1300	ug/kg	
103-65-1	n-Propylbenzene	ND	4200	1300	ug/kg	
100-42-5	Styrene	ND	4200	840	ug/kg	
994-05-8	Tert-Amyl Methyl Ether	ND	4200	1000	ug/kg	
75-65-0	Tert Butyl Alcohol	ND	34000	8400	ug/kg	
630-20-6	1,1,1,2-Tetrachloroethane	ND	4200	840	ug/kg	
71-55-6	1,1,1-Trichloroethane	ND	4200	1300	ug/kg	
79-34-5	1,1,2,2-Tetrachloroethane	ND	4200	840	ug/kg	
79-00-5	1,1,2-Trichloroethane	ND	4200	840	ug/kg	
87-61-6	1,2,3-Trichlorobenzene	ND	4200	1300	ug/kg	
96-18-4	1,2,3-Trichloropropane	ND	4200	1300	ug/kg	
120-82-1	1,2,4-Trichlorobenzene	ND	4200	1300	ug/kg	
95-63-6	1,2,4-Trimethylbenzene	ND	4200	1300	ug/kg	
108-67-8	1,3,5-Trimethylbenzene	ND	4200	1300	ug/kg	
127-18-4	Tetrachloroethylene	ND	4200	2900	ug/kg	
108-88-3	Toluene	7010	4200	1300	ug/kg	
79-01-6	Trichloroethylene	ND	4200	840	ug/kg	
75-69-4	Trichlorofluoromethane	ND	4200	1000	ug/kg	
75-01-4	Vinyl chloride	ND	4200	2100	ug/kg	
1330-20-7	Xylene (total)	3630	8400	3400	ug/kg	J

CAS No.	Surrogate Recoveries	Run# 1	Run# 2	Limits
1868-53-7	Dibromofluoromethane	95%		60-130%
2037-26-5	Toluene-D8	100%		60-130%

ND = Not detected      MDL - Method Detection Limit  
 RL = Reporting Limit  
 E = Indicates value exceeds calibration range

J = Indicates an estimated value  
 B = Indicates analyte found in associated method blank  
 N = Indicates presumptive evidence of a compound

## Report of Analysis

<b>Client Sample ID:</b> I19-0.5	
<b>Lab Sample ID:</b> C17685-6	<b>Date Sampled:</b> 08/29/11
<b>Matrix:</b> SO - Soil	<b>Date Received:</b> 08/30/11
<b>Method:</b> SW846 8260B	<b>Percent Solids:</b> n/a <sup>a</sup>
<b>Project:</b> Romic Soil Investigation(Romic EPA) - 2081 Bay Road, East Palo Alto, CA	

### VOA 8260 List

CAS No.	Surrogate Recoveries	Run# 1	Run# 2	Limits
460-00-4	4-Bromofluorobenzene	95%		60-130%

(a) All results reported on wet weight basis.

ND = Not detected      MDL - Method Detection Limit  
 RL = Reporting Limit

J = Indicates an estimated value  
 B = Indicates analyte found in associated method blank  
 N = Indicates presumptive evidence of a compound

## Report of Analysis

<b>Client Sample ID:</b> I19-0.5	<b>Date Sampled:</b> 08/29/11
<b>Lab Sample ID:</b> C17685-6	<b>Date Received:</b> 08/30/11
<b>Matrix:</b> SO - Soil	<b>Percent Solids:</b> n/a <sup>a</sup>
<b>Project:</b> Romic Soil Investigation(Romic EPA) - 2081 Bay Road, East Palo Alto, CA	

### Metals Analysis

Analyte	Result	RL	Units	DF	Prep	Analyzed By	Method	Prep Method
Arsenic	< 1.8	1.8	mg/kg	1	08/31/11	08/31/11 RS	SW846 6010B <sup>1</sup>	SW846 3050B <sup>3</sup>
Lead	4.1	1.8	mg/kg	1	08/31/11	08/31/11 RS	SW846 6010B <sup>1</sup>	SW846 3050B <sup>3</sup>
Mercury	< 0.036	0.036	mg/kg	1	09/07/11	09/08/11 RW	SW846 7471A <sup>2</sup>	SW846 7471A <sup>4</sup>

(1) Instrument QC Batch: MA2071

(2) Instrument QC Batch: MA2081

(3) Prep QC Batch: MP3905

(4) Prep QC Batch: MP3945

(a) All results reported on wet weight basis.

RL = Reporting Limit

## Report of Analysis

<b>Client Sample ID:</b>	I19-3.5	<b>Date Sampled:</b>	08/29/11
<b>Lab Sample ID:</b>	C17685-7	<b>Date Received:</b>	08/30/11
<b>Matrix:</b>	SO - Soil	<b>Percent Solids:</b>	n/a <sup>a</sup>
<b>Method:</b>	SW846 8260B	<b>Project:</b> Romic Soil Investigation(Romic EPA) - 2081 Bay Road, East Palo Alto, CA	

Run #1	File ID	DF	Analyzed	By	Prep Date	Prep Batch	Analytical Batch
Run #1	M27194.D	1	09/03/11	XB	n/a	n/a	VM863
Run #2							

Run #1	Initial Weight	Final Volume	Methanol Aliquot
Run #1	6.00 g	5.0 ml	5.0 ul
Run #2			

## VOA 8260 List

CAS No.	Compound	Result	RL	MDL	Units	Q
67-64-1	Acetone	19100	83000	17000	ug/kg	J
71-43-2	Benzene	ND	4200	1200	ug/kg	
108-86-1	Bromobenzene	ND	4200	1200	ug/kg	
74-97-5	Bromochloromethane	ND	4200	1200	ug/kg	
75-27-4	Bromodichloromethane	ND	4200	830	ug/kg	
75-25-2	Bromoform	ND	4200	830	ug/kg	
104-51-8	n-Butylbenzene	ND	4200	1200	ug/kg	
135-98-8	sec-Butylbenzene	ND	4200	1200	ug/kg	
98-06-6	tert-Butylbenzene	ND	4200	1200	ug/kg	
108-90-7	Chlorobenzene	ND	4200	1200	ug/kg	
75-00-3	Chloroethane	ND	4200	1200	ug/kg	
67-66-3	Chloroform	ND	4200	1200	ug/kg	
95-49-8	o-Chlorotoluene	ND	4200	1200	ug/kg	
106-43-4	p-Chlorotoluene	ND	4200	1200	ug/kg	
56-23-5	Carbon tetrachloride	ND	4200	830	ug/kg	
75-34-3	1,1-Dichloroethane	ND	4200	830	ug/kg	
75-35-4	1,1-Dichloroethylene	ND	4200	1200	ug/kg	
563-58-6	1,1-Dichloropropene	ND	4200	1200	ug/kg	
96-12-8	1,2-Dibromo-3-chloropropane	ND	4200	830	ug/kg	
106-93-4	1,2-Dibromoethane	ND	4200	830	ug/kg	
107-06-2	1,2-Dichloroethane	ND	4200	1200	ug/kg	
78-87-5	1,2-Dichloropropane	ND	4200	1200	ug/kg	
142-28-9	1,3-Dichloropropane	ND	4200	1200	ug/kg	
108-20-3	Di-Isopropyl ether	ND	4200	1200	ug/kg	
594-20-7	2,2-Dichloropropane	ND	4200	1200	ug/kg	
124-48-1	Dibromochloromethane	ND	4200	830	ug/kg	
75-71-8	Dichlorodifluoromethane	ND	4200	830	ug/kg	
156-59-2	cis-1,2-Dichloroethylene	ND	4200	1200	ug/kg	
10061-01-5	cis-1,3-Dichloropropene	ND	4200	1200	ug/kg	
541-73-1	m-Dichlorobenzene	ND	4200	1200	ug/kg	
95-50-1	o-Dichlorobenzene	ND	4200	1200	ug/kg	
106-46-7	p-Dichlorobenzene	ND	4200	1200	ug/kg	

ND = Not detected MDL - Method Detection Limit

RL = Reporting Limit

E = Indicates value exceeds calibration range

J = Indicates an estimated value

B = Indicates analyte found in associated method blank

N = Indicates presumptive evidence of a compound

## Report of Analysis

<b>Client Sample ID:</b>	I19-3.5	<b>Date Sampled:</b>	08/29/11
<b>Lab Sample ID:</b>	C17685-7	<b>Date Received:</b>	08/30/11
<b>Matrix:</b>	SO - Soil	<b>Percent Solids:</b>	n/a <sup>a</sup>
<b>Method:</b>	SW846 8260B	<b>Project:</b> Romic Soil Investigation(Romic EPA) - 2081 Bay Road,East Palo Alto,CA	

### VOA 8260 List

CAS No.	Compound	Result	RL	MDL	Units	Q
156-60-5	trans-1,2-Dichloroethylene	ND	4200	1200	ug/kg	
10061-02-6	trans-1,3-Dichloropropene	ND	4200	1200	ug/kg	
100-41-4	Ethylbenzene	1710	4200	1200	ug/kg	J
637-92-3	Ethyl tert-Butyl Ether	ND	4200	1200	ug/kg	
591-78-6	2-Hexanone	ND	33000	4200	ug/kg	
87-68-3	Hexachlorobutadiene	ND	4200	830	ug/kg	
98-82-8	Isopropylbenzene	ND	4200	1200	ug/kg	
99-87-6	p-Isopropyltoluene	ND	4200	1200	ug/kg	
108-10-1	4-Methyl-2-pentanone	ND	33000	12000	ug/kg	
74-83-9	Methyl bromide	ND	4200	2100	ug/kg	
74-87-3	Methyl chloride	ND	4200	1200	ug/kg	
74-95-3	Methylene bromide	ND	4200	2100	ug/kg	
75-09-2	Methylene chloride	ND	21000	13000	ug/kg	
78-93-3	Methyl ethyl ketone	178000	33000	10000	ug/kg	
1634-04-4	Methyl Tert Butyl Ether	ND	4200	830	ug/kg	
91-20-3	Naphthalene	ND	4200	1200	ug/kg	
103-65-1	n-Propylbenzene	ND	4200	1200	ug/kg	
100-42-5	Styrene	ND	4200	830	ug/kg	
994-05-8	Tert-Amyl Methyl Ether	ND	4200	1000	ug/kg	
75-65-0	Tert Butyl Alcohol	ND	33000	8300	ug/kg	
630-20-6	1,1,1,2-Tetrachloroethane	ND	4200	830	ug/kg	
71-55-6	1,1,1-Trichloroethane	ND	4200	1200	ug/kg	
79-34-5	1,1,2,2-Tetrachloroethane	ND	4200	830	ug/kg	
79-00-5	1,1,2-Trichloroethane	ND	4200	830	ug/kg	
87-61-6	1,2,3-Trichlorobenzene	ND	4200	1200	ug/kg	
96-18-4	1,2,3-Trichloropropane	ND	4200	1200	ug/kg	
120-82-1	1,2,4-Trichlorobenzene	ND	4200	1200	ug/kg	
95-63-6	1,2,4-Trimethylbenzene	ND	4200	1200	ug/kg	
108-67-8	1,3,5-Trimethylbenzene	ND	4200	1200	ug/kg	
127-18-4	Tetrachloroethylene	ND	4200	2900	ug/kg	
108-88-3	Toluene	24100	4200	1200	ug/kg	
79-01-6	Trichloroethylene	2390	4200	830	ug/kg	J
75-69-4	Trichlorofluoromethane	ND	4200	1000	ug/kg	
75-01-4	Vinyl chloride	ND	4200	2100	ug/kg	
1330-20-7	Xylene (total)	8010	8300	3300	ug/kg	J

CAS No.	Surrogate Recoveries	Run# 1	Run# 2	Limits
1868-53-7	Dibromofluoromethane	93%		60-130%
2037-26-5	Toluene-D8	101%		60-130%

ND = Not detected      MDL - Method Detection Limit  
 RL = Reporting Limit  
 E = Indicates value exceeds calibration range

J = Indicates an estimated value  
 B = Indicates analyte found in associated method blank  
 N = Indicates presumptive evidence of a compound

## Report of Analysis

<b>Client Sample ID:</b> I19-3.5	
<b>Lab Sample ID:</b> C17685-7	<b>Date Sampled:</b> 08/29/11
<b>Matrix:</b> SO - Soil	<b>Date Received:</b> 08/30/11
<b>Method:</b> SW846 8260B	<b>Percent Solids:</b> n/a <sup>a</sup>
<b>Project:</b> Romic Soil Investigation(Romic EPA) - 2081 Bay Road, East Palo Alto, CA	

### VOA 8260 List

CAS No.	Surrogate Recoveries	Run# 1	Run# 2	Limits
460-00-4	4-Bromofluorobenzene	93%		60-130%

(a) All results reported on wet weight basis.

ND = Not detected      MDL - Method Detection Limit  
 RL = Reporting Limit  
 E = Indicates value exceeds calibration range

J = Indicates an estimated value  
 B = Indicates analyte found in associated method blank  
 N = Indicates presumptive evidence of a compound

## Report of Analysis

<b>Client Sample ID:</b> I19-3.5	<b>Date Sampled:</b> 08/29/11
<b>Lab Sample ID:</b> C17685-7	<b>Date Received:</b> 08/30/11
<b>Matrix:</b> SO - Soil	<b>Percent Solids:</b> n/a <sup>a</sup>
<b>Project:</b> Romic Soil Investigation(Romic EPA) - 2081 Bay Road, East Palo Alto, CA	

## Metals Analysis

Analyte	Result	RL	Units	DF	Prep	Analyzed By	Method	Prep Method
Arsenic	3.8	1.8	mg/kg	1	08/31/11	08/31/11 RS	SW846 6010B <sup>1</sup>	SW846 3050B <sup>3</sup>
Lead	16.5	1.8	mg/kg	1	08/31/11	08/31/11 RS	SW846 6010B <sup>1</sup>	SW846 3050B <sup>3</sup>
Mercury	< 0.036	0.036	mg/kg	1	09/07/11	09/08/11 RW	SW846 7471A <sup>2</sup>	SW846 7471A <sup>4</sup>

(1) Instrument QC Batch: MA2071

(2) Instrument QC Batch: MA2081

(3) Prep QC Batch: MP3905

(4) Prep QC Batch: MP3945

(a) All results reported on wet weight basis.

RL = Reporting Limit

## Report of Analysis

<b>Client Sample ID:</b>	I19-7.0	<b>Date Sampled:</b>	08/29/11
<b>Lab Sample ID:</b>	C17685-8	<b>Date Received:</b>	08/30/11
<b>Matrix:</b>	SO - Soil	<b>Percent Solids:</b>	n/a <sup>a</sup>
<b>Method:</b>	SW846 8260B	<b>Project:</b> Romic Soil Investigation(Romic EPA) - 2081 Bay Road, East Palo Alto, CA	

Run #1	File ID	DF	Analyzed	By	Prep Date	Prep Batch	Analytical Batch
Run #1	M27189.D	1	09/03/11	XB	n/a	n/a	VM863
Run #2							

Run #1	Initial Weight	Final Volume	Methanol Aliquot
Run #1	4.66 g	5.0 ml	1.0 ul
Run #2			

## VOA 8260 List

CAS No.	Compound	Result	RL	MDL	Units	Q
67-64-1	Acetone	ND	540000	110000	ug/kg	
71-43-2	Benzene	ND	27000	8000	ug/kg	
108-86-1	Bromobenzene	ND	27000	8000	ug/kg	
74-97-5	Bromochloromethane	ND	27000	8000	ug/kg	
75-27-4	Bromodichloromethane	ND	27000	5400	ug/kg	
75-25-2	Bromoform	ND	27000	5400	ug/kg	
104-51-8	n-Butylbenzene	ND	27000	8000	ug/kg	
135-98-8	sec-Butylbenzene	ND	27000	8000	ug/kg	
98-06-6	tert-Butylbenzene	ND	27000	8000	ug/kg	
108-90-7	Chlorobenzene	ND	27000	8000	ug/kg	
75-00-3	Chloroethane	ND	27000	8000	ug/kg	
67-66-3	Chloroform	ND	27000	8000	ug/kg	
95-49-8	o-Chlorotoluene	ND	27000	8000	ug/kg	
106-43-4	p-Chlorotoluene	ND	27000	8000	ug/kg	
56-23-5	Carbon tetrachloride	ND	27000	5400	ug/kg	
75-34-3	1,1-Dichloroethane	ND	27000	5400	ug/kg	
75-35-4	1,1-Dichloroethylene	ND	27000	8000	ug/kg	
563-58-6	1,1-Dichloropropene	ND	27000	8000	ug/kg	
96-12-8	1,2-Dibromo-3-chloropropane	ND	27000	5400	ug/kg	
106-93-4	1,2-Dibromoethane	ND	27000	5400	ug/kg	
107-06-2	1,2-Dichloroethane	ND	27000	8000	ug/kg	
78-87-5	1,2-Dichloropropane	ND	27000	8000	ug/kg	
142-28-9	1,3-Dichloropropane	ND	27000	8000	ug/kg	
108-20-3	Di-Isopropyl ether	ND	27000	8000	ug/kg	
594-20-7	2,2-Dichloropropane	ND	27000	8000	ug/kg	
124-48-1	Dibromochloromethane	ND	27000	5400	ug/kg	
75-71-8	Dichlorodifluoromethane	ND	27000	5400	ug/kg	
156-59-2	cis-1,2-Dichloroethylene	26500	27000	8000	ug/kg	J
10061-01-5	cis-1,3-Dichloropropene	ND	27000	8000	ug/kg	
541-73-1	m-Dichlorobenzene	ND	27000	8000	ug/kg	
95-50-1	o-Dichlorobenzene	ND	27000	8000	ug/kg	
106-46-7	p-Dichlorobenzene	ND	27000	8000	ug/kg	

ND = Not detected MDL - Method Detection Limit

J = Indicates an estimated value

RL = Reporting Limit

B = Indicates analyte found in associated method blank

E = Indicates value exceeds calibration range

N = Indicates presumptive evidence of a compound



## Report of Analysis

<b>Client Sample ID:</b>	I19-7.0	<b>Date Sampled:</b>	08/29/11
<b>Lab Sample ID:</b>	C17685-8	<b>Date Received:</b>	08/30/11
<b>Matrix:</b>	SO - Soil	<b>Percent Solids:</b>	n/a <sup>a</sup>
<b>Method:</b>	SW846 8260B		
<b>Project:</b>	Romic Soil Investigation(Romic EPA) - 2081 Bay Road, East Palo Alto, CA		

## VOA 8260 List

CAS No.	Compound	Result	RL	MDL	Units	Q
156-60-5	trans-1,2-Dichloroethylene	ND	27000	8000	ug/kg	
10061-02-6	trans-1,3-Dichloropropene	ND	27000	8000	ug/kg	
100-41-4	Ethylbenzene	27800	27000	8000	ug/kg	
637-92-3	Ethyl tert-Butyl Ether	ND	27000	8000	ug/kg	
591-78-6	2-Hexanone	ND	210000	27000	ug/kg	
87-68-3	Hexachlorobutadiene	ND	27000	5400	ug/kg	
98-82-8	Isopropylbenzene	ND	27000	8000	ug/kg	
99-87-6	p-Isopropyltoluene	ND	27000	8000	ug/kg	
108-10-1	4-Methyl-2-pentanone	ND	210000	80000	ug/kg	
74-83-9	Methyl bromide	ND	27000	13000	ug/kg	
74-87-3	Methyl chloride	ND	27000	8000	ug/kg	
74-95-3	Methylene bromide	ND	27000	13000	ug/kg	
75-09-2	Methylene chloride	ND	130000	86000	ug/kg	
78-93-3	Methyl ethyl ketone	91600	210000	64000	ug/kg	J
1634-04-4	Methyl Tert Butyl Ether	ND	27000	5400	ug/kg	
91-20-3	Naphthalene	ND	27000	8000	ug/kg	
103-65-1	n-Propylbenzene	ND	27000	8000	ug/kg	
100-42-5	Styrene	ND	27000	5400	ug/kg	
994-05-8	Tert-Amyl Methyl Ether	ND	27000	6400	ug/kg	
75-65-0	Tert Butyl Alcohol	ND	210000	54000	ug/kg	
630-20-6	1,1,1,2-Tetrachloroethane	ND	27000	5400	ug/kg	
71-55-6	1,1,1-Trichloroethane	ND	27000	8000	ug/kg	
79-34-5	1,1,2,2-Tetrachloroethane	ND	27000	5400	ug/kg	
79-00-5	1,1,2-Trichloroethane	17400	27000	5400	ug/kg	J
87-61-6	1,2,3-Trichlorobenzene	ND	27000	8000	ug/kg	
96-18-4	1,2,3-Trichloropropane	ND	27000	8000	ug/kg	
120-82-1	1,2,4-Trichlorobenzene	ND	27000	8000	ug/kg	
95-63-6	1,2,4-Trimethylbenzene	15400	27000	8000	ug/kg	J
108-67-8	1,3,5-Trimethylbenzene	ND	27000	8000	ug/kg	
127-18-4	Tetrachloroethylene	73200	27000	19000	ug/kg	
108-88-3	Toluene	39300	27000	8000	ug/kg	
79-01-6	Trichloroethylene	291000	27000	5400	ug/kg	
75-69-4	Trichlorofluoromethane	ND	27000	6400	ug/kg	
75-01-4	Vinyl chloride	ND	27000	13000	ug/kg	
1330-20-7	Xylene (total)	120000	54000	21000	ug/kg	

CAS No.	Surrogate Recoveries	Run# 1	Run# 2	Limits
1868-53-7	Dibromofluoromethane	94%		60-130%
2037-26-5	Toluene-D8	100%		60-130%

ND = Not detected MDL - Method Detection Limit

RL = Reporting Limit

E = Indicates value exceeds calibration range

J = Indicates an estimated value

B = Indicates analyte found in associated method blank

N = Indicates presumptive evidence of a compound

## Report of Analysis

<b>Client Sample ID:</b>	I19-7.0	
<b>Lab Sample ID:</b>	C17685-8	<b>Date Sampled:</b> 08/29/11
<b>Matrix:</b>	SO - Soil	<b>Date Received:</b> 08/30/11
<b>Method:</b>	SW846 8260B	<b>Percent Solids:</b> n/a <sup>a</sup>
<b>Project:</b>	Romic Soil Investigation(Romic EPA) - 2081 Bay Road, East Palo Alto, CA	

### VOA 8260 List

CAS No.	Surrogate Recoveries	Run# 1	Run# 2	Limits
460-00-4	4-Bromofluorobenzene	95%		60-130%

(a) All results reported on wet weight basis.

ND = Not detected      MDL - Method Detection Limit  
 RL = Reporting Limit  
 E = Indicates value exceeds calibration range

J = Indicates an estimated value  
 B = Indicates analyte found in associated method blank  
 N = Indicates presumptive evidence of a compound

## Report of Analysis

<b>Client Sample ID:</b> I19-7.0	<b>Date Sampled:</b> 08/29/11
<b>Lab Sample ID:</b> C17685-8	<b>Date Received:</b> 08/30/11
<b>Matrix:</b> SO - Soil	<b>Percent Solids:</b> n/a <sup>a</sup>
<b>Project:</b> Romic Soil Investigation(Romic EPA) - 2081 Bay Road, East Palo Alto, CA	

## Metals Analysis

Analyte	Result	RL	Units	DF	Prep	Analyzed By	Method	Prep Method
Arsenic	18.0	1.8	mg/kg	1	08/31/11	08/31/11 RS	SW846 6010B <sup>1</sup>	SW846 3050B <sup>4</sup>
Lead	16600	5.5	mg/kg	3	08/31/11	09/01/11 RS	SW846 6010B <sup>2</sup>	SW846 3050B <sup>4</sup>
Mercury	6.5	0.41	mg/kg	10	09/07/11	09/08/11 RW	SW846 7471A <sup>3</sup>	SW846 7471A <sup>5</sup>

(1) Instrument QC Batch: MA2071

(2) Instrument QC Batch: MA2073

(3) Instrument QC Batch: MA2081

(4) Prep QC Batch: MP3905

(5) Prep QC Batch: MP3945

(a) All results reported on wet weight basis.

RL = Reporting Limit

## Report of Analysis

<b>Client Sample ID:</b>	J20-0.5	<b>Date Sampled:</b>	08/29/11
<b>Lab Sample ID:</b>	C17685-9	<b>Date Received:</b>	08/30/11
<b>Matrix:</b>	SO - Soil	<b>Percent Solids:</b>	n/a <sup>a</sup>
<b>Method:</b>	SW846 8260B	<b>Project:</b> Romic Soil Investigation(Romic EPA) - 2081 Bay Road, East Palo Alto, CA	

Run #	File ID	DF	Analyzed	By	Prep Date	Prep Batch	Analytical Batch
Run #1	M27186.D	1	09/03/11	XB	n/a	n/a	VM863
Run #2							

Run #	Initial Weight
Run #1	6.19 g
Run #2	

## VOA 8260 List

CAS No.	Compound	Result	RL	MDL	Units	Q
67-64-1	Acetone	51.1	81	16	ug/kg	J
71-43-2	Benzene	2.8	4.0	1.2	ug/kg	J
108-86-1	Bromobenzene	ND	4.0	1.2	ug/kg	
74-97-5	Bromochloromethane	ND	4.0	1.2	ug/kg	
75-27-4	Bromodichloromethane	ND	4.0	0.81	ug/kg	
75-25-2	Bromoform	ND	4.0	0.81	ug/kg	
104-51-8	n-Butylbenzene	ND	4.0	1.2	ug/kg	
135-98-8	sec-Butylbenzene	ND	4.0	1.2	ug/kg	
98-06-6	tert-Butylbenzene	ND	4.0	1.2	ug/kg	
108-90-7	Chlorobenzene	ND	4.0	1.2	ug/kg	
75-00-3	Chloroethane	3.0	4.0	1.2	ug/kg	J
67-66-3	Chloroform	ND	4.0	1.2	ug/kg	
95-49-8	o-Chlorotoluene	ND	4.0	1.2	ug/kg	
106-43-4	p-Chlorotoluene	ND	4.0	1.2	ug/kg	
56-23-5	Carbon tetrachloride	ND	4.0	0.81	ug/kg	
75-34-3	1,1-Dichloroethane	ND	4.0	0.81	ug/kg	
75-35-4	1,1-Dichloroethylene	ND	4.0	1.2	ug/kg	
563-58-6	1,1-Dichloropropene	ND	4.0	1.2	ug/kg	
96-12-8	1,2-Dibromo-3-chloropropane	ND	4.0	0.81	ug/kg	
106-93-4	1,2-Dibromoethane	ND	4.0	0.81	ug/kg	
107-06-2	1,2-Dichloroethane	ND	4.0	1.2	ug/kg	
78-87-5	1,2-Dichloropropane	ND	4.0	1.2	ug/kg	
142-28-9	1,3-Dichloropropane	ND	4.0	1.2	ug/kg	
108-20-3	Di-Isopropyl ether	ND	4.0	1.2	ug/kg	
594-20-7	2,2-Dichloropropane	ND	4.0	1.2	ug/kg	
124-48-1	Dibromochloromethane	ND	4.0	0.81	ug/kg	
75-71-8	Dichlorodifluoromethane	ND	4.0	0.81	ug/kg	
156-59-2	cis-1,2-Dichloroethylene	5.2	4.0	1.2	ug/kg	
10061-01-5	cis-1,3-Dichloropropene	ND	4.0	1.2	ug/kg	
541-73-1	m-Dichlorobenzene	ND	4.0	1.2	ug/kg	
95-50-1	o-Dichlorobenzene	1.3	4.0	1.2	ug/kg	J
106-46-7	p-Dichlorobenzene	ND	4.0	1.2	ug/kg	

ND = Not detected MDL - Method Detection Limit

RL = Reporting Limit

E = Indicates value exceeds calibration range

J = Indicates an estimated value

B = Indicates analyte found in associated method blank

N = Indicates presumptive evidence of a compound

## Report of Analysis

<b>Client Sample ID:</b>	J20-0.5	<b>Date Sampled:</b>	08/29/11
<b>Lab Sample ID:</b>	C17685-9	<b>Date Received:</b>	08/30/11
<b>Matrix:</b>	SO - Soil	<b>Percent Solids:</b>	n/a <sup>a</sup>
<b>Method:</b>	SW846 8260B	<b>Project:</b> Romic Soil Investigation(Romic EPA) - 2081 Bay Road,East Palo Alto,CA	

## VOA 8260 List

CAS No.	Compound	Result	RL	MDL	Units	Q
156-60-5	trans-1,2-Dichloroethylene	ND	4.0	1.2	ug/kg	
10061-02-6	trans-1,3-Dichloropropene	ND	4.0	1.2	ug/kg	
100-41-4	Ethylbenzene	7.7	4.0	1.2	ug/kg	
637-92-3	Ethyl tert-Butyl Ether	ND	4.0	1.2	ug/kg	
591-78-6	2-Hexanone	ND	32	4.0	ug/kg	
87-68-3	Hexachlorobutadiene	ND	4.0	0.81	ug/kg	
98-82-8	Isopropylbenzene	ND	4.0	1.2	ug/kg	
99-87-6	p-Isopropyltoluene	ND	4.0	1.2	ug/kg	
108-10-1	4-Methyl-2-pentanone	ND	32	12	ug/kg	
74-83-9	Methyl bromide	ND	4.0	2.0	ug/kg	
74-87-3	Methyl chloride	ND	4.0	1.2	ug/kg	
74-95-3	Methylene bromide	ND	4.0	2.0	ug/kg	
75-09-2	Methylene chloride	ND	20	13	ug/kg	
78-93-3	Methyl ethyl ketone	12.5	32	9.7	ug/kg	J
1634-04-4	Methyl Tert Butyl Ether	ND	4.0	0.81	ug/kg	
91-20-3	Naphthalene	7.9	4.0	1.2	ug/kg	
103-65-1	n-Propylbenzene	ND	4.0	1.2	ug/kg	
100-42-5	Styrene	ND	4.0	0.81	ug/kg	
994-05-8	Tert-Amyl Methyl Ether	ND	4.0	0.97	ug/kg	
75-65-0	Tert Butyl Alcohol	29.5	32	8.1	ug/kg	J
630-20-6	1,1,1,2-Tetrachloroethane	ND	4.0	0.81	ug/kg	
71-55-6	1,1,1-Trichloroethane	ND	4.0	1.2	ug/kg	
79-34-5	1,1,2,2-Tetrachloroethane	ND	4.0	0.81	ug/kg	
79-00-5	1,1,2-Trichloroethane	ND	4.0	0.81	ug/kg	
87-61-6	1,2,3-Trichlorobenzene	ND	4.0	1.2	ug/kg	
96-18-4	1,2,3-Trichloropropane	ND	4.0	1.2	ug/kg	
120-82-1	1,2,4-Trichlorobenzene	ND	4.0	1.2	ug/kg	
95-63-6	1,2,4-Trimethylbenzene	5.7	4.0	1.2	ug/kg	
108-67-8	1,3,5-Trimethylbenzene	3.0	4.0	1.2	ug/kg	J
127-18-4	Tetrachloroethylene	4.5	4.0	2.8	ug/kg	
108-88-3	Toluene	29.5	4.0	1.2	ug/kg	
79-01-6	Trichloroethylene	2.1	4.0	0.81	ug/kg	J
75-69-4	Trichlorofluoromethane	ND	4.0	0.97	ug/kg	
75-01-4	Vinyl chloride	8.1	4.0	2.0	ug/kg	
1330-20-7	Xylene (total)	48.5	8.1	3.2	ug/kg	

CAS No.	Surrogate Recoveries	Run# 1	Run# 2	Limits
1868-53-7	Dibromofluoromethane	105%		60-130%
2037-26-5	Toluene-D8	101%		60-130%

ND = Not detected MDL - Method Detection Limit

RL = Reporting Limit

E = Indicates value exceeds calibration range

J = Indicates an estimated value

B = Indicates analyte found in associated method blank

N = Indicates presumptive evidence of a compound

## Report of Analysis

<b>Client Sample ID:</b>	J20-0.5	<b>Date Sampled:</b>	08/29/11
<b>Lab Sample ID:</b>	C17685-9	<b>Date Received:</b>	08/30/11
<b>Matrix:</b>	SO - Soil	<b>Percent Solids:</b>	n/a <sup>a</sup>
<b>Method:</b>	SW846 8260B	<b>Project:</b> Romic Soil Investigation(Romic EPA) - 2081 Bay Road, East Palo Alto, CA	

### VOA 8260 List

CAS No.	Surrogate Recoveries	Run# 1	Run# 2	Limits
460-00-4	4-Bromofluorobenzene	102%		60-130%

(a) All results reported on wet weight basis.

ND = Not detected      MDL - Method Detection Limit  
 RL = Reporting Limit  
 E = Indicates value exceeds calibration range

J = Indicates an estimated value  
 B = Indicates analyte found in associated method blank  
 N = Indicates presumptive evidence of a compound

## Report of Analysis

<b>Client Sample ID:</b>	J20-0.5	<b>Date Sampled:</b>	08/29/11
<b>Lab Sample ID:</b>	C17685-9	<b>Date Received:</b>	08/30/11
<b>Matrix:</b>	SO - Soil	<b>Percent Solids:</b>	n/a <sup>a</sup>
<b>Method:</b>	SW846 8270C SW846 3550B	<b>Project:</b> Romic Soil Investigation(Romic EPA) - 2081 Bay Road, East Palo Alto, CA	

Run #1	File ID	DF	Analyzed	By	Prep Date	Prep Batch	Analytical Batch
Run #1	Y9468.D	1	09/02/11	MT	09/01/11	OP4521	EY453
Run #2							

Run #1	Initial Weight	Final Volume
Run #1	10.0 g	1.0 ml
Run #2		

## ABN Full List

CAS No.	Compound	Result	RL	MDL	Units	Q
65-85-0	Benzoic acid	ND	1000	890	ug/kg	
95-57-8	2-Chlorophenol	ND	1000	680	ug/kg	
59-50-7	4-Chloro-3-methyl phenol	ND	500	420	ug/kg	
120-83-2	2,4-Dichlorophenol	ND	500	140	ug/kg	
105-67-9	2,4-Dimethylphenol	ND	500	150	ug/kg	
51-28-5	2,4-Dinitrophenol	ND	2500	850	ug/kg	
534-52-1	4,6-Dinitro-o-cresol	ND	2000	1000	ug/kg	
95-48-7	2-Methylphenol	ND	500	170	ug/kg	
	3&4-Methylphenol	ND	500	150	ug/kg	
88-75-5	2-Nitrophenol	ND	500	130	ug/kg	
100-02-7	4-Nitrophenol	ND	2000	1200	ug/kg	
87-86-5	Pentachlorophenol	ND	500	420	ug/kg	
108-95-2	Phenol	ND	2000	1300	ug/kg	
95-95-4	2,4,5-Trichlorophenol	ND	500	120	ug/kg	
88-06-2	2,4,6-Trichlorophenol	ND	500	160	ug/kg	
83-32-9	Acenaphthene	ND	1000	500	ug/kg	
208-96-8	Acenaphthylene	ND	500	200	ug/kg	
62-53-3	Aniline	ND	500	140	ug/kg	
120-12-7	Anthracene	ND	500	100	ug/kg	
103-33-3	Azobenzene	ND	500	170	ug/kg	
92-87-5	Benzidine	ND	2500	730	ug/kg	
56-55-3	Benzo(a)anthracene	ND	500	70	ug/kg	
50-32-8	Benzo(a)pyrene	ND	500	90	ug/kg	
205-99-2	Benzo(b)fluoranthene	ND	500	60	ug/kg	
191-24-2	Benzo(g,h,i)perylene	ND	500	150	ug/kg	
207-08-9	Benzo(k)fluoranthene	ND	500	120	ug/kg	
101-55-3	4-Bromophenyl phenyl ether	ND	500	150	ug/kg	
85-68-7	Butyl benzyl phthalate	ND	500	110	ug/kg	
100-51-6	Benzyl Alcohol	ND	1000	160	ug/kg	
91-58-7	2-Chloronaphthalene	ND	500	180	ug/kg	
106-47-8	4-Chloroaniline	ND	500	140	ug/kg	
86-74-8	Carbazole	ND	500	80	ug/kg	

ND = Not detected MDL - Method Detection Limit

RL = Reporting Limit

E = Indicates value exceeds calibration range

J = Indicates an estimated value

B = Indicates analyte found in associated method blank

N = Indicates presumptive evidence of a compound

## Report of Analysis

<b>Client Sample ID:</b>	J20-0.5	<b>Date Sampled:</b>	08/29/11
<b>Lab Sample ID:</b>	C17685-9	<b>Date Received:</b>	08/30/11
<b>Matrix:</b>	SO - Soil	<b>Percent Solids:</b>	n/a <sup>a</sup>
<b>Method:</b>	SW846 8270C SW846 3550B	<b>Project:</b> Romic Soil Investigation(Romic EPA) - 2081 Bay Road,East Palo Alto,CA	

## ABN Full List

CAS No.	Compound	Result	RL	MDL	Units	Q
218-01-9	Chrysene	ND	500	100	ug/kg	
111-91-1	bis(2-Chloroethoxy)methane	ND	500	180	ug/kg	
111-44-4	bis(2-Chloroethyl)ether	ND	500	230	ug/kg	
108-60-1	bis(2-Chloroisopropyl)ether	ND	500	270	ug/kg	
7005-72-3	4-Chlorophenyl phenyl ether	ND	500	190	ug/kg	
95-50-1	1,2-Dichlorobenzene	ND	500	160	ug/kg	
541-73-1	1,3-Dichlorobenzene	ND	500	150	ug/kg	
106-46-7	1,4-Dichlorobenzene	ND	500	420	ug/kg	
121-14-2	2,4-Dinitrotoluene	ND	500	460	ug/kg	
606-20-2	2,6-Dinitrotoluene	ND	1000	320	ug/kg	
91-94-1	3,3' -Dichlorobenzidine	ND	2500	140	ug/kg	
53-70-3	Dibenzo(a,h)anthracene	ND	500	130	ug/kg	
132-64-9	Dibenzofuran	ND	500	160	ug/kg	
122-39-4	Diphenylamine	ND	500	120	ug/kg	
84-74-2	Di-n-butyl phthalate	ND	500	100	ug/kg	
117-84-0	Di-n-octyl phthalate	ND	500	130	ug/kg	
84-66-2	Diethyl phthalate	ND	500	170	ug/kg	
131-11-3	Dimethyl phthalate	ND	500	180	ug/kg	
117-81-7	bis(2-Ethylhexyl)phthalate	240	500	220	ug/kg	J
206-44-0	Fluoranthene	ND	500	100	ug/kg	
86-73-7	Fluorene	ND	500	180	ug/kg	
118-74-1	Hexachlorobenzene	ND	500	130	ug/kg	
87-68-3	Hexachlorobutadiene	ND	500	190	ug/kg	
77-47-4	Hexachlorocyclopentadiene	ND	500	140	ug/kg	
67-72-1	Hexachloroethane	ND	500	160	ug/kg	
193-39-5	Indeno(1,2,3-cd)pyrene	ND	500	140	ug/kg	
78-59-1	Isophorone	ND	500	170	ug/kg	
90-12-0	1-Methylnaphthalene	ND	500	160	ug/kg	
91-57-6	2-Methylnaphthalene	ND	500	160	ug/kg	
88-74-4	2-Nitroaniline	ND	500	120	ug/kg	
99-09-2	3-Nitroaniline	ND	500	120	ug/kg	
100-01-6	4-Nitroaniline	ND	500	300	ug/kg	
91-20-3	Naphthalene	ND	500	170	ug/kg	
98-95-3	Nitrobenzene	ND	500	160	ug/kg	
62-75-9	N-Nitrosodimethylamine	ND	5000	2200	ug/kg	
621-64-7	N-Nitroso-di-n-propylamine	ND	1000	550	ug/kg	
85-01-8	Phenanthrene	ND	500	110	ug/kg	
129-00-0	Pyrene	ND	1000	680	ug/kg	
110-86-1	Pyridine	ND	2000	220	ug/kg	
120-82-1	1,2,4-Trichlorobenzene	ND	500	340	ug/kg	

ND = Not detected MDL - Method Detection Limit

RL = Reporting Limit

E = Indicates value exceeds calibration range

J = Indicates an estimated value

B = Indicates analyte found in associated method blank

N = Indicates presumptive evidence of a compound



## Report of Analysis

<b>Client Sample ID:</b>	J20-0.5	<b>Date Sampled:</b>	08/29/11
<b>Lab Sample ID:</b>	C17685-9	<b>Date Received:</b>	08/30/11
<b>Matrix:</b>	SO - Soil	<b>Percent Solids:</b>	n/a <sup>a</sup>
<b>Method:</b>	SW846 8270C SW846 3550B		
<b>Project:</b>	Romic Soil Investigation(Romic EPA) - 2081 Bay Road, East Palo Alto, CA		

## ABN Full List

CAS No.	Surrogate Recoveries	Run# 1	Run# 2	Limits
367-12-4	2-Fluorophenol	41%		20-100%
4165-62-2	Phenol-d5	41%		20-100%
118-79-6	2,4,6-Tribromophenol	79%		30-100%
4165-60-0	Nitrobenzene-d5	42%		20-100%
321-60-8	2-Fluorobiphenyl	42%		20-106%
1718-51-0	Terphenyl-d14	101%		55-130%

(a) All results reported on wet weight basis.

ND = Not detected      MDL - Method Detection Limit  
 RL = Reporting Limit  
 E = Indicates value exceeds calibration range

J = Indicates an estimated value  
 B = Indicates analyte found in associated method blank  
 N = Indicates presumptive evidence of a compound

## Report of Analysis

<b>Client Sample ID:</b> J20-0.5		<b>Date Sampled:</b> 08/29/11
<b>Lab Sample ID:</b> C17685-9		<b>Date Received:</b> 08/30/11
<b>Matrix:</b> SO - Soil		<b>Percent Solids:</b> n/a <sup>a</sup>
<b>Method:</b> SW846 8015B		
<b>Project:</b> Romic Soil Investigation(Romic EPA) - 2081 Bay Road, East Palo Alto, CA		

Run #	File ID	DF	Analyzed	By	Prep Date	Prep Batch	Analytical Batch
Run #1	JK22526.D	1	09/08/11	TT	n/a	n/a	GJK928
Run #2							

Run #	Initial Weight
Run #1	5.09 g
Run #2	

**TPH Volatiles**

CAS No.	Compound	Result	RL	MDL	Units	Q
	TPH-GRO (C6-C10)	0.0538	0.098	0.049	mg/kg	J
CAS No.	Surrogate Recoveries	Run# 1	Run# 2	Limits		
98-08-8	aaa-Trifluorotoluene	98%		60-157%		

(a) All results reported on wet weight basis.

ND = Not detected      MDL - Method Detection Limit  
 RL = Reporting Limit  
 E = Indicates value exceeds calibration range

J = Indicates an estimated value  
 B = Indicates analyte found in associated method blank  
 N = Indicates presumptive evidence of a compound

## Report of Analysis

<b>Client Sample ID:</b>	J20-0.5	<b>Date Sampled:</b>	08/29/11
<b>Lab Sample ID:</b>	C17685-9	<b>Date Received:</b>	08/30/11
<b>Matrix:</b>	SO - Soil	<b>Percent Solids:</b>	n/a <sup>a</sup>
<b>Method:</b>	SW846 8081A SW846 3545A	<b>Project:</b> Romic Soil Investigation(Romic EPA) - 2081 Bay Road, East Palo Alto, CA	

Run #	File ID	DF	Analyzed	By	Prep Date	Prep Batch	Analytical Batch
Run #1 <sup>b</sup>	PP21854.D	3	09/06/11	RV	08/31/11	OP4509	GPP727
Run #2							

Run #	Initial Weight	Final Volume
Run #1	10.0 g	10.0 ml
Run #2		

## Pesticide PPL List

CAS No.	Compound	Result	RL	MDL	Units	Q
309-00-2	Aldrin	ND	30	3.6	ug/kg	
319-84-6	alpha-BHC	ND	30	3.3	ug/kg	
319-85-7	beta-BHC	ND	30	7.2	ug/kg	
319-86-8	delta-BHC	ND	30	3.6	ug/kg	
58-89-9	gamma-BHC (Lindane)	ND	30	3.6	ug/kg	
12789-03-6	Chlordane	ND	300	300	ug/kg	
60-57-1	Dieldrin	ND	30	5.4	ug/kg	
72-54-8	4,4' -DDD	ND	30	6.3	ug/kg	
72-55-9	4,4' -DDE	ND	30	5.4	ug/kg	
50-29-3	4,4' -DDT	ND	30	4.5	ug/kg	
72-20-8	Endrin	ND	30	5.4	ug/kg	
7421-93-4	Endrin aldehyde	ND	30	5.4	ug/kg	
959-98-8	Endosulfan-I	ND	30	5.1	ug/kg	
33213-65-9	Endosulfan-II	ND	30	5.4	ug/kg	
1031-07-8	Endosulfan sulfate	ND	30	5.1	ug/kg	
76-44-8	Heptachlor	ND	30	4.2	ug/kg	
1024-57-3	Heptachlor epoxide	ND	30	4.5	ug/kg	
72-43-5	Methoxychlor	ND	30	4.8	ug/kg	
8001-35-2	Toxaphene	ND	300	300	ug/kg	

CAS No.	Surrogate Recoveries	Run# 1	Run# 2	Limits
877-09-8	Tetrachloro-m-xylene	76%		35-132%
877-09-8	Tetrachloro-m-xylene	83%		35-132%
2051-24-3	Decachlorobiphenyl	106%		35-132%
2051-24-3	Decachlorobiphenyl	114%		35-132%

(a) All results reported on wet weight basis.

(b) Reporting limits raised due to high concentration of non-target compounds (hydrocarbons).

ND = Not detected MDL - Method Detection Limit

RL = Reporting Limit

E = Indicates value exceeds calibration range

J = Indicates an estimated value

B = Indicates analyte found in associated method blank

N = Indicates presumptive evidence of a compound

## Report of Analysis

<b>Client Sample ID:</b> J20-0.5		<b>Date Sampled:</b> 08/29/11
<b>Lab Sample ID:</b> C17685-9		<b>Date Received:</b> 08/30/11
<b>Matrix:</b> SO - Soil		<b>Percent Solids:</b> n/a <sup>a</sup>
<b>Method:</b> SW846 8082 SW846 3545A		
<b>Project:</b> Romic Soil Investigation(Romic EPA) - 2081 Bay Road, East Palo Alto, CA		

Run #1	File ID	DF	Analyzed	By	Prep Date	Prep Batch	Analytical Batch
Run #1	PP21687.D	1	09/02/11	RV	08/31/11	OP4510	GPP724
Run #2							

Run #1	Initial Weight	Final Volume
Run #1	10.0 g	10.0 ml
Run #2		

**PCB List**

CAS No.	Compound	Result	RL	MDL	Units	Q
12674-11-2	Aroclor 1016	ND	100	17	ug/kg	
11104-28-2	Aroclor 1221	ND	100	50	ug/kg	
11141-16-5	Aroclor 1232	ND	100	50	ug/kg	
53469-21-9	Aroclor 1242	ND	100	50	ug/kg	
12672-29-6	Aroclor 1248	ND	100	50	ug/kg	
11097-69-1	Aroclor 1254	55.7	100	50	ug/kg	J
11096-82-5	Aroclor 1260	ND	100	20	ug/kg	

CAS No.	Surrogate Recoveries	Run# 1	Run# 2	Limits
877-09-8	Tetrachloro-m-xylene	61%		45-108%
877-09-8	Tetrachloro-m-xylene	59%		45-108%
2051-24-3	Decachlorobiphenyl	79%		54-121%
2051-24-3	Decachlorobiphenyl	72%		54-121%

(a) All results reported on wet weight basis.

ND = Not detected      MDL - Method Detection Limit  
 RL = Reporting Limit  
 E = Indicates value exceeds calibration range

J = Indicates an estimated value  
 B = Indicates analyte found in associated method blank  
 N = Indicates presumptive evidence of a compound

## Report of Analysis

<b>Client Sample ID:</b> J20-0.5		<b>Date Sampled:</b> 08/29/11
<b>Lab Sample ID:</b> C17685-9		<b>Date Received:</b> 08/30/11
<b>Matrix:</b> SO - Soil		<b>Percent Solids:</b> n/a <sup>a</sup>
<b>Method:</b> SW846 8015B M SW846 3545A		
<b>Project:</b> Romc Soil Investigation(Romc EPA) - 2081 Bay Road, East Palo Alto, CA		

Run #	File ID	DF	Analyzed	By	Prep Date	Prep Batch	Analytical Batch
Run #1	HH16572.D	1	09/01/11	JH	08/31/11	OP4501	GHH554
Run #2							

Run #	Initial Weight	Final Volume
Run #1	10.0 g	1.0 ml
Run #2		

### TPH Extractable w/ Silica Gel Cleanup

CAS No.	Compound	Result	RL	MDL	Units	Q
	TPH (C10-C28)	10.1	10	5.0	mg/kg	
	TPH (> C28-C40)	29.6	20	10	mg/kg	

CAS No.	Surrogate Recoveries	Run# 1	Run# 2	Limits
630-01-3	Hexacosane	72%		45-140%

(a) All results reported on wet weight basis.

ND = Not detected      MDL - Method Detection Limit  
 RL = Reporting Limit  
 E = Indicates value exceeds calibration range

J = Indicates an estimated value  
 B = Indicates analyte found in associated method blank  
 N = Indicates presumptive evidence of a compound

## Report of Analysis

<b>Client Sample ID:</b> J20-0.5	<b>Date Sampled:</b> 08/29/11
<b>Lab Sample ID:</b> C17685-9	<b>Date Received:</b> 08/30/11
<b>Matrix:</b> SO - Soil	<b>Percent Solids:</b> n/a <sup>a</sup>
<b>Project:</b> Romic Soil Investigation(Romic EPA) - 2081 Bay Road, East Palo Alto, CA	

## Metals Analysis

Analyte	Result	RL	Units	DF	Prep	Analyzed By	Method	Prep Method
Antimony	10.0	1.7	mg/kg	1	08/31/11	08/31/11 RS	SW846 6010B <sup>1</sup>	SW846 3050B <sup>3</sup>
Arsenic	< 1.7	1.7	mg/kg	1	08/31/11	08/31/11 RS	SW846 6010B <sup>1</sup>	SW846 3050B <sup>3</sup>
Barium	41.6	17	mg/kg	1	08/31/11	08/31/11 RS	SW846 6010B <sup>1</sup>	SW846 3050B <sup>3</sup>
Beryllium	< 0.87	0.87	mg/kg	1	08/31/11	08/31/11 RS	SW846 6010B <sup>1</sup>	SW846 3050B <sup>3</sup>
Cadmium	< 0.87	0.87	mg/kg	1	08/31/11	08/31/11 RS	SW846 6010B <sup>1</sup>	SW846 3050B <sup>3</sup>
Chromium	64.9	0.87	mg/kg	1	08/31/11	08/31/11 RS	SW846 6010B <sup>1</sup>	SW846 3050B <sup>3</sup>
Cobalt	26.9	0.87	mg/kg	1	08/31/11	08/31/11 RS	SW846 6010B <sup>1</sup>	SW846 3050B <sup>3</sup>
Copper	71.5	2.2	mg/kg	1	08/31/11	08/31/11 RS	SW846 6010B <sup>1</sup>	SW846 3050B <sup>3</sup>
Lead	38.8	1.7	mg/kg	1	08/31/11	08/31/11 RS	SW846 6010B <sup>1</sup>	SW846 3050B <sup>3</sup>
Mercury	0.076	0.038	mg/kg	1	09/07/11	09/08/11 RW	SW846 7471A <sup>2</sup>	SW846 7471A <sup>4</sup>
Molybdenum <sup>b</sup>	< 3.4	3.4	mg/kg	1	08/31/11	08/31/11 RS	SW846 6010B <sup>1</sup>	SW846 3050B <sup>3</sup>
Nickel	50.7	0.87	mg/kg	1	08/31/11	08/31/11 RS	SW846 6010B <sup>1</sup>	SW846 3050B <sup>3</sup>
Selenium	< 1.7	1.7	mg/kg	1	08/31/11	08/31/11 RS	SW846 6010B <sup>1</sup>	SW846 3050B <sup>3</sup>
Silver <sup>b</sup>	< 1.7	1.7	mg/kg	1	08/31/11	08/31/11 RS	SW846 6010B <sup>1</sup>	SW846 3050B <sup>3</sup>
Thallium	< 1.7	1.7	mg/kg	1	08/31/11	08/31/11 RS	SW846 6010B <sup>1</sup>	SW846 3050B <sup>3</sup>
Vanadium	120	0.87	mg/kg	1	08/31/11	08/31/11 RS	SW846 6010B <sup>1</sup>	SW846 3050B <sup>3</sup>
Zinc	103	1.7	mg/kg	1	08/31/11	08/31/11 RS	SW846 6010B <sup>1</sup>	SW846 3050B <sup>3</sup>

(1) Instrument QC Batch: MA2071

(2) Instrument QC Batch: MA2081

(3) Prep QC Batch: MP3905

(4) Prep QC Batch: MP3945

(a) All results reported on wet weight basis.

(b) Elevated reporting limit(s) due to matrix interference.

RL = Reporting Limit

## Report of Analysis

<b>Client Sample ID:</b>	J20-4.5	<b>Date Sampled:</b>	08/29/11
<b>Lab Sample ID:</b>	C17685-10	<b>Date Received:</b>	08/30/11
<b>Matrix:</b>	SO - Soil	<b>Percent Solids:</b>	n/a <sup>a</sup>
<b>Method:</b>	SW846 8260B	<b>Project:</b> Romic Soil Investigation(Romic EPA) - 2081 Bay Road, East Palo Alto, CA	

Run #1	File ID	DF	Analyzed	By	Prep Date	Prep Batch	Analytical Batch
Run #1	M27195.D	1	09/03/11	XB	n/a	n/a	VM863
Run #2							

Run #1	Initial Weight	Final Volume	Methanol Aliquot
Run #1	5.93 g	5.0 ml	100 ul
Run #2			

## VOA 8260 List

CAS No.	Compound	Result	RL	MDL	Units	Q
67-64-1	Acetone	ND	4200	840	ug/kg	
71-43-2	Benzene	ND	210	63	ug/kg	
108-86-1	Bromobenzene	ND	210	63	ug/kg	
74-97-5	Bromochloromethane	ND	210	63	ug/kg	
75-27-4	Bromodichloromethane	ND	210	42	ug/kg	
75-25-2	Bromoform	ND	210	42	ug/kg	
104-51-8	n-Butylbenzene	69.7	210	63	ug/kg	J
135-98-8	sec-Butylbenzene	ND	210	63	ug/kg	
98-06-6	tert-Butylbenzene	ND	210	63	ug/kg	
108-90-7	Chlorobenzene	63.7	210	63	ug/kg	J
75-00-3	Chloroethane	ND	210	63	ug/kg	
67-66-3	Chloroform	ND	210	63	ug/kg	
95-49-8	o-Chlorotoluene	ND	210	63	ug/kg	
106-43-4	p-Chlorotoluene	ND	210	63	ug/kg	
56-23-5	Carbon tetrachloride	ND	210	42	ug/kg	
75-34-3	1,1-Dichloroethane	ND	210	42	ug/kg	
75-35-4	1,1-Dichloroethylene	ND	210	63	ug/kg	
563-58-6	1,1-Dichloropropene	ND	210	63	ug/kg	
96-12-8	1,2-Dibromo-3-chloropropane	ND	210	42	ug/kg	
106-93-4	1,2-Dibromoethane	ND	210	42	ug/kg	
107-06-2	1,2-Dichloroethane	ND	210	63	ug/kg	
78-87-5	1,2-Dichloropropane	ND	210	63	ug/kg	
142-28-9	1,3-Dichloropropane	ND	210	63	ug/kg	
108-20-3	Di-Isopropyl ether	ND	210	63	ug/kg	
594-20-7	2,2-Dichloropropane	ND	210	63	ug/kg	
124-48-1	Dibromochloromethane	ND	210	42	ug/kg	
75-71-8	Dichlorodifluoromethane	ND	210	42	ug/kg	
156-59-2	cis-1,2-Dichloroethylene	ND	210	63	ug/kg	
10061-01-5	cis-1,3-Dichloropropene	ND	210	63	ug/kg	
541-73-1	m-Dichlorobenzene	ND	210	63	ug/kg	
95-50-1	o-Dichlorobenzene	ND	210	63	ug/kg	
106-46-7	p-Dichlorobenzene	ND	210	63	ug/kg	

ND = Not detected MDL - Method Detection Limit

RL = Reporting Limit

E = Indicates value exceeds calibration range

J = Indicates an estimated value

B = Indicates analyte found in associated method blank

N = Indicates presumptive evidence of a compound

## Report of Analysis

<b>Client Sample ID:</b>	J20-4.5	<b>Date Sampled:</b>	08/29/11
<b>Lab Sample ID:</b>	C17685-10	<b>Date Received:</b>	08/30/11
<b>Matrix:</b>	SO - Soil	<b>Percent Solids:</b>	n/a <sup>a</sup>
<b>Method:</b>	SW846 8260B	<b>Project:</b> Romic Soil Investigation(Romic EPA) - 2081 Bay Road,East Palo Alto,CA	

## VOA 8260 List

CAS No.	Compound	Result	RL	MDL	Units	Q
156-60-5	trans-1,2-Dichloroethylene	ND	210	63	ug/kg	
10061-02-6	trans-1,3-Dichloropropene	ND	210	63	ug/kg	
100-41-4	Ethylbenzene	383	210	63	ug/kg	
637-92-3	Ethyl tert-Butyl Ether	ND	210	63	ug/kg	
591-78-6	2-Hexanone	ND	1700	210	ug/kg	
87-68-3	Hexachlorobutadiene	ND	210	42	ug/kg	
98-82-8	Isopropylbenzene	ND	210	63	ug/kg	
99-87-6	p-Isopropyltoluene	ND	210	63	ug/kg	
108-10-1	4-Methyl-2-pentanone	ND	1700	630	ug/kg	
74-83-9	Methyl bromide	ND	210	110	ug/kg	
74-87-3	Methyl chloride	ND	210	63	ug/kg	
74-95-3	Methylene bromide	ND	210	110	ug/kg	
75-09-2	Methylene chloride	ND	1100	670	ug/kg	
78-93-3	Methyl ethyl ketone	ND	1700	510	ug/kg	
1634-04-4	Methyl Tert Butyl Ether	ND	210	42	ug/kg	
91-20-3	Naphthalene	69.3	210	63	ug/kg	J
103-65-1	n-Propylbenzene	72.1	210	63	ug/kg	J
100-42-5	Styrene	ND	210	42	ug/kg	
994-05-8	Tert-Amyl Methyl Ether	ND	210	51	ug/kg	
75-65-0	Tert Butyl Alcohol	ND	1700	420	ug/kg	
630-20-6	1,1,1,2-Tetrachloroethane	ND	210	42	ug/kg	
71-55-6	1,1,1-Trichloroethane	ND	210	63	ug/kg	
79-34-5	1,1,2,2-Tetrachloroethane	ND	210	42	ug/kg	
79-00-5	1,1,2-Trichloroethane	ND	210	42	ug/kg	
87-61-6	1,2,3-Trichlorobenzene	ND	210	63	ug/kg	
96-18-4	1,2,3-Trichloropropane	ND	210	63	ug/kg	
120-82-1	1,2,4-Trichlorobenzene	ND	210	63	ug/kg	
95-63-6	1,2,4-Trimethylbenzene	510	210	63	ug/kg	
108-67-8	1,3,5-Trimethylbenzene	ND	210	63	ug/kg	
127-18-4	Tetrachloroethylene	ND	210	150	ug/kg	
108-88-3	Toluene	ND	210	63	ug/kg	
79-01-6	Trichloroethylene	ND	210	42	ug/kg	
75-69-4	Trichlorofluoromethane	ND	210	51	ug/kg	
75-01-4	Vinyl chloride	ND	210	110	ug/kg	
1330-20-7	Xylene (total)	467	420	170	ug/kg	

CAS No.	Surrogate Recoveries	Run# 1	Run# 2	Limits
1868-53-7	Dibromofluoromethane	92%		60-130%
2037-26-5	Toluene-D8	99%		60-130%

ND = Not detected MDL - Method Detection Limit

RL = Reporting Limit

E = Indicates value exceeds calibration range

J = Indicates an estimated value

B = Indicates analyte found in associated method blank

N = Indicates presumptive evidence of a compound



## Report of Analysis

<b>Client Sample ID:</b>	J20-4.5	<b>Date Sampled:</b>	08/29/11
<b>Lab Sample ID:</b>	C17685-10	<b>Date Received:</b>	08/30/11
<b>Matrix:</b>	SO - Soil	<b>Percent Solids:</b>	n/a <sup>a</sup>
<b>Method:</b>	SW846 8260B	<b>Project:</b> Romic Soil Investigation(Romic EPA) - 2081 Bay Road, East Palo Alto, CA	

**VOA 8260 List**

CAS No.	Surrogate Recoveries	Run# 1	Run# 2	Limits
460-00-4	4-Bromofluorobenzene	101%		60-130%

(a) All results reported on wet weight basis.

ND = Not detected      MDL - Method Detection Limit  
 RL = Reporting Limit  
 E = Indicates value exceeds calibration range

J = Indicates an estimated value  
 B = Indicates analyte found in associated method blank  
 N = Indicates presumptive evidence of a compound

## Report of Analysis

<b>Client Sample ID:</b> J20-4.5	
<b>Lab Sample ID:</b> C17685-10	<b>Date Sampled:</b> 08/29/11
<b>Matrix:</b> SO - Soil	<b>Date Received:</b> 08/30/11
<b>Method:</b> SW846 8270C SW846 3550B	<b>Percent Solids:</b> n/a <sup>a</sup>
<b>Project:</b> Romic Soil Investigation(Romic EPA) - 2081 Bay Road, East Palo Alto, CA	

Run #1	File ID	DF	Analyzed	By	Prep Date	Prep Batch	Analytical Batch
Run #1	Y9469.D	1	09/02/11	MT	09/01/11	OP4521	EY453
Run #2							

Run #1	Initial Weight	Final Volume
Run #1	10.0 g	1.0 ml
Run #2		

## ABN Full List

CAS No.	Compound	Result	RL	MDL	Units	Q
65-85-0	Benzoic acid	ND	1000	890	ug/kg	
95-57-8	2-Chlorophenol	ND	1000	680	ug/kg	
59-50-7	4-Chloro-3-methyl phenol	ND	500	420	ug/kg	
120-83-2	2,4-Dichlorophenol	ND	500	140	ug/kg	
105-67-9	2,4-Dimethylphenol	ND	500	150	ug/kg	
51-28-5	2,4-Dinitrophenol	ND	2500	850	ug/kg	
534-52-1	4,6-Dinitro-o-cresol	ND	2000	1000	ug/kg	
95-48-7	2-Methylphenol	ND	500	170	ug/kg	
	3&4-Methylphenol	ND	500	150	ug/kg	
88-75-5	2-Nitrophenol	ND	500	130	ug/kg	
100-02-7	4-Nitrophenol	ND	2000	1200	ug/kg	
87-86-5	Pentachlorophenol	ND	500	420	ug/kg	
108-95-2	Phenol	ND	2000	1300	ug/kg	
95-95-4	2,4,5-Trichlorophenol	ND	500	120	ug/kg	
88-06-2	2,4,6-Trichlorophenol	ND	500	160	ug/kg	
83-32-9	Acenaphthene	ND	1000	500	ug/kg	
208-96-8	Acenaphthylene	ND	500	200	ug/kg	
62-53-3	Aniline	ND	500	140	ug/kg	
120-12-7	Anthracene	ND	500	100	ug/kg	
103-33-3	Azobenzene	ND	500	170	ug/kg	
92-87-5	Benzidine	ND	2500	730	ug/kg	
56-55-3	Benzo(a)anthracene	ND	500	70	ug/kg	
50-32-8	Benzo(a)pyrene	ND	500	90	ug/kg	
205-99-2	Benzo(b)fluoranthene	ND	500	60	ug/kg	
191-24-2	Benzo(g,h,i)perylene	ND	500	150	ug/kg	
207-08-9	Benzo(k)fluoranthene	ND	500	120	ug/kg	
101-55-3	4-Bromophenyl phenyl ether	ND	500	150	ug/kg	
85-68-7	Butyl benzyl phthalate	ND	500	110	ug/kg	
100-51-6	Benzyl Alcohol	ND	1000	160	ug/kg	
91-58-7	2-Chloronaphthalene	ND	500	180	ug/kg	
106-47-8	4-Chloroaniline	ND	500	140	ug/kg	
86-74-8	Carbazole	ND	500	80	ug/kg	

ND = Not detected MDL - Method Detection Limit

RL = Reporting Limit

E = Indicates value exceeds calibration range

J = Indicates an estimated value

B = Indicates analyte found in associated method blank

N = Indicates presumptive evidence of a compound

## Report of Analysis

<b>Client Sample ID:</b>	J20-4.5	<b>Date Sampled:</b>	08/29/11
<b>Lab Sample ID:</b>	C17685-10	<b>Date Received:</b>	08/30/11
<b>Matrix:</b>	SO - Soil	<b>Percent Solids:</b>	n/a <sup>a</sup>
<b>Method:</b>	SW846 8270C SW846 3550B		
<b>Project:</b>	Romic Soil Investigation(Romic EPA) - 2081 Bay Road,East Palo Alto,CA		

## ABN Full List

CAS No.	Compound	Result	RL	MDL	Units	Q
218-01-9	Chrysene	ND	500	100	ug/kg	
111-91-1	bis(2-Chloroethoxy)methane	ND	500	180	ug/kg	
111-44-4	bis(2-Chloroethyl)ether	ND	500	230	ug/kg	
108-60-1	bis(2-Chloroisopropyl)ether	ND	500	270	ug/kg	
7005-72-3	4-Chlorophenyl phenyl ether	ND	500	190	ug/kg	
95-50-1	1,2-Dichlorobenzene	ND	500	160	ug/kg	
541-73-1	1,3-Dichlorobenzene	ND	500	150	ug/kg	
106-46-7	1,4-Dichlorobenzene	ND	500	420	ug/kg	
121-14-2	2,4-Dinitrotoluene	ND	500	460	ug/kg	
606-20-2	2,6-Dinitrotoluene	ND	1000	320	ug/kg	
91-94-1	3,3'-Dichlorobenzidine	ND	2500	140	ug/kg	
53-70-3	Dibenzo(a,h)anthracene	ND	500	130	ug/kg	
132-64-9	Dibenzofuran	ND	500	160	ug/kg	
122-39-4	Diphenylamine	ND	500	120	ug/kg	
84-74-2	Di-n-butyl phthalate	ND	500	100	ug/kg	
117-84-0	Di-n-octyl phthalate	ND	500	130	ug/kg	
84-66-2	Diethyl phthalate	ND	500	170	ug/kg	
131-11-3	Dimethyl phthalate	ND	500	180	ug/kg	
117-81-7	bis(2-Ethylhexyl)phthalate	ND	500	220	ug/kg	
206-44-0	Fluoranthene	ND	500	100	ug/kg	
86-73-7	Fluorene	ND	500	180	ug/kg	
118-74-1	Hexachlorobenzene	ND	500	130	ug/kg	
87-68-3	Hexachlorobutadiene	ND	500	190	ug/kg	
77-47-4	Hexachlorocyclopentadiene	ND	500	140	ug/kg	
67-72-1	Hexachloroethane	ND	500	160	ug/kg	
193-39-5	Indeno(1,2,3-cd)pyrene	ND	500	140	ug/kg	
78-59-1	Isophorone	ND	500	170	ug/kg	
90-12-0	1-Methylnaphthalene	ND	500	160	ug/kg	
91-57-6	2-Methylnaphthalene	ND	500	160	ug/kg	
88-74-4	2-Nitroaniline	ND	500	120	ug/kg	
99-09-2	3-Nitroaniline	ND	500	120	ug/kg	
100-01-6	4-Nitroaniline	ND	500	300	ug/kg	
91-20-3	Naphthalene	ND	500	170	ug/kg	
98-95-3	Nitrobenzene	ND	500	160	ug/kg	
62-75-9	N-Nitrosodimethylamine	ND	5000	2200	ug/kg	
621-64-7	N-Nitroso-di-n-propylamine	ND	1000	550	ug/kg	
85-01-8	Phenanthrene	ND	500	110	ug/kg	
129-00-0	Pyrene	ND	1000	680	ug/kg	
110-86-1	Pyridine	ND	2000	220	ug/kg	
120-82-1	1,2,4-Trichlorobenzene	ND	500	340	ug/kg	

ND = Not detected MDL - Method Detection Limit

RL = Reporting Limit

E = Indicates value exceeds calibration range

J = Indicates an estimated value

B = Indicates analyte found in associated method blank

N = Indicates presumptive evidence of a compound

## Report of Analysis

<b>Client Sample ID:</b>	J20-4.5	<b>Date Sampled:</b>	08/29/11
<b>Lab Sample ID:</b>	C17685-10	<b>Date Received:</b>	08/30/11
<b>Matrix:</b>	SO - Soil	<b>Percent Solids:</b>	n/a <sup>a</sup>
<b>Method:</b>	SW846 8270C SW846 3550B		
<b>Project:</b>	Romic Soil Investigation(Romic EPA) - 2081 Bay Road, East Palo Alto, CA		

## ABN Full List

CAS No.	Surrogate Recoveries	Run# 1	Run# 2	Limits
367-12-4	2-Fluorophenol	46%		20-100%
4165-62-2	Phenol-d5	48%		20-100%
118-79-6	2,4,6-Tribromophenol	80%		30-100%
4165-60-0	Nitrobenzene-d5	47%		20-100%
321-60-8	2-Fluorobiphenyl	49%		20-106%
1718-51-0	Terphenyl-d14	105%		55-130%

(a) All results reported on wet weight basis.

ND = Not detected      MDL - Method Detection Limit  
 RL = Reporting Limit  
 E = Indicates value exceeds calibration range

J = Indicates an estimated value  
 B = Indicates analyte found in associated method blank  
 N = Indicates presumptive evidence of a compound

## Report of Analysis

<b>Client Sample ID:</b> J20-4.5		<b>Date Sampled:</b> 08/29/11
<b>Lab Sample ID:</b> C17685-10		<b>Date Received:</b> 08/30/11
<b>Matrix:</b> SO - Soil		<b>Percent Solids:</b> n/a <sup>a</sup>
<b>Method:</b> SW846 8015B		
<b>Project:</b> Romic Soil Investigation(Romic EPA) - 2081 Bay Road, East Palo Alto, CA		

Run #	File ID	DF	Analyzed	By	Prep Date	Prep Batch	Analytical Batch
Run #1	JK22531.D	1	09/08/11	TT	n/a	n/a	GJK928
Run #2							

Run #	Initial Weight	Final Volume	Methanol Aliquot
Run #1	5.93 g	5.0 ml	100 ul
Run #2			

**TPH Volatiles**

CAS No.	Compound	Result	RL	MDL	Units	Q
	TPH-GRO (C6-C10)	16.0	4.2	2.1	mg/kg	
CAS No.	Surrogate Recoveries	Run# 1	Run# 2	Limits		
98-08-8	aaa-Trifluorotoluene	92%		60-157%		

(a) All results reported on wet weight basis.

ND = Not detected      MDL - Method Detection Limit  
 RL = Reporting Limit  
 E = Indicates value exceeds calibration range

J = Indicates an estimated value  
 B = Indicates analyte found in associated method blank  
 N = Indicates presumptive evidence of a compound

**Report of Analysis**

<b>Client Sample ID:</b> J20-4.5	
<b>Lab Sample ID:</b> C17685-10	<b>Date Sampled:</b> 08/29/11
<b>Matrix:</b> SO - Soil	<b>Date Received:</b> 08/30/11
<b>Method:</b> SW846 8081A SW846 3545A	<b>Percent Solids:</b> n/a <sup>a</sup>
<b>Project:</b> Romic Soil Investigation(Romic EPA) - 2081 Bay Road, East Palo Alto, CA	

	File ID	DF	Analyzed	By	Prep Date	Prep Batch	Analytical Batch
Run #1	PP21859.D	1	09/06/11	RV	08/31/11	OP4509	GPP727
Run #2							

	Initial Weight	Final Volume
Run #1	10.0 g	10.0 ml
Run #2		

**Pesticide PPL List**

CAS No.	Compound	Result	RL	MDL	Units	Q
309-00-2	Aldrin	ND	10	1.2	ug/kg	
319-84-6	alpha-BHC	ND	10	1.1	ug/kg	
319-85-7	beta-BHC	ND	10	2.4	ug/kg	
319-86-8	delta-BHC	ND	10	1.2	ug/kg	
58-89-9	gamma-BHC (Lindane)	ND	10	1.2	ug/kg	
12789-03-6	Chlordane	ND	100	100	ug/kg	
60-57-1	Dieldrin	ND	10	1.8	ug/kg	
72-54-8	4,4' -DDD	ND	10	2.1	ug/kg	
72-55-9	4,4' -DDE	2.2	10	1.8	ug/kg	J
50-29-3	4,4' -DDT	ND	10	1.5	ug/kg	
72-20-8	Endrin	ND	10	1.8	ug/kg	
7421-93-4	Endrin aldehyde	ND	10	1.8	ug/kg	
959-98-8	Endosulfan-I	ND	10	1.7	ug/kg	
33213-65-9	Endosulfan-II	ND	10	1.8	ug/kg	
1031-07-8	Endosulfan sulfate	ND	10	1.7	ug/kg	
76-44-8	Heptachlor	ND	10	1.4	ug/kg	
1024-57-3	Heptachlor epoxide	ND	10	1.5	ug/kg	
72-43-5	Methoxychlor	ND	10	1.6	ug/kg	
8001-35-2	Toxaphene	ND	100	100	ug/kg	

CAS No.	Surrogate Recoveries	Run# 1	Run# 2	Limits
877-09-8	Tetrachloro-m-xylene	53%		35-132%
877-09-8	Tetrachloro-m-xylene	56%		35-132%
2051-24-3	Decachlorobiphenyl	86%		35-132%
2051-24-3	Decachlorobiphenyl	85%		35-132%

(a) All results reported on wet weight basis.

ND = Not detected      MDL - Method Detection Limit      J = Indicates an estimated value  
 RL = Reporting Limit      B = Indicates analyte found in associated method blank  
 E = Indicates value exceeds calibration range      N = Indicates presumptive evidence of a compound

## Report of Analysis

<b>Client Sample ID:</b> J20-4.5		<b>Date Sampled:</b> 08/29/11
<b>Lab Sample ID:</b> C17685-10		<b>Date Received:</b> 08/30/11
<b>Matrix:</b> SO - Soil		<b>Percent Solids:</b> n/a <sup>a</sup>
<b>Method:</b> SW846 8082 SW846 3545A		
<b>Project:</b> Romc Soil Investigation(Romc EPA) - 2081 Bay Road, East Palo Alto, CA		

Run #1	File ID	DF	Analyzed	By	Prep Date	Prep Batch	Analytical Batch
Run #1	PP21688.D	1	09/02/11	RV	08/31/11	OP4510	GPP724
Run #2							

Run #1	Initial Weight	Final Volume
Run #1	10.0 g	10.0 ml
Run #2		

**PCB List**

CAS No.	Compound	Result	RL	MDL	Units	Q
12674-11-2	Aroclor 1016	ND	100	17	ug/kg	
11104-28-2	Aroclor 1221	ND	100	50	ug/kg	
11141-16-5	Aroclor 1232	ND	100	50	ug/kg	
53469-21-9	Aroclor 1242	ND	100	50	ug/kg	
12672-29-6	Aroclor 1248	ND	100	50	ug/kg	
11097-69-1	Aroclor 1254	ND	100	50	ug/kg	
11096-82-5	Aroclor 1260	ND	100	20	ug/kg	

CAS No.	Surrogate Recoveries	Run# 1	Run# 2	Limits
877-09-8	Tetrachloro-m-xylene	48%		45-108%
877-09-8	Tetrachloro-m-xylene	47%		45-108%
2051-24-3	Decachlorobiphenyl	72%		54-121%
2051-24-3	Decachlorobiphenyl	67%		54-121%

(a) All results reported on wet weight basis.

ND = Not detected      MDL - Method Detection Limit  
 RL = Reporting Limit  
 E = Indicates value exceeds calibration range

J = Indicates an estimated value  
 B = Indicates analyte found in associated method blank  
 N = Indicates presumptive evidence of a compound

## Report of Analysis

<b>Client Sample ID:</b> J20-4.5		<b>Date Sampled:</b> 08/29/11
<b>Lab Sample ID:</b> C17685-10		<b>Date Received:</b> 08/30/11
<b>Matrix:</b> SO - Soil		<b>Percent Solids:</b> n/a <sup>a</sup>
<b>Method:</b> SW846 8015B M SW846 3545A		
<b>Project:</b> Romic Soil Investigation(Romic EPA) - 2081 Bay Road, East Palo Alto, CA		

Run #	File ID	DF	Analyzed	By	Prep Date	Prep Batch	Analytical Batch
Run #1	HH16573.D	1	09/01/11	JH	08/31/11	OP4501	GHH554
Run #2							

Run #	Initial Weight	Final Volume
Run #1	10.0 g	1.0 ml
Run #2		

### TPH Extractable w/ Silica Gel Cleanup

CAS No.	Compound	Result	RL	MDL	Units	Q
	TPH (C10-C28)	14.0	10	5.0	mg/kg	
	TPH (> C28-C40)	17.6	20	10	mg/kg	J

CAS No.	Surrogate Recoveries	Run# 1	Run# 2	Limits
630-01-3	Hexacosane	66%		45-140%

(a) All results reported on wet weight basis.

ND = Not detected      MDL - Method Detection Limit  
 RL = Reporting Limit  
 E = Indicates value exceeds calibration range

J = Indicates an estimated value  
 B = Indicates analyte found in associated method blank  
 N = Indicates presumptive evidence of a compound



## Report of Analysis

<b>Client Sample ID:</b>	J20-4.5	<b>Date Sampled:</b>	08/29/11
<b>Lab Sample ID:</b>	C17685-10	<b>Date Received:</b>	08/30/11
<b>Matrix:</b>	SO - Soil	<b>Percent Solids:</b>	n/a <sup>a</sup>
<b>Project:</b>	Romic Soil Investigation(Romic EPA) - 2081 Bay Road, East Palo Alto, CA		

### Metals Analysis

Analyte	Result	RL	Units	DF	Prep	Analyzed By	Method	Prep Method
Antimony	2.3	1.8	mg/kg	1	08/31/11	08/31/11 RS	SW846 6010B <sup>1</sup>	SW846 3050B <sup>3</sup>
Arsenic	3.1	1.8	mg/kg	1	08/31/11	08/31/11 RS	SW846 6010B <sup>1</sup>	SW846 3050B <sup>3</sup>
Barium	135	18	mg/kg	1	08/31/11	08/31/11 RS	SW846 6010B <sup>1</sup>	SW846 3050B <sup>3</sup>
Beryllium	< 0.92	0.92	mg/kg	1	08/31/11	08/31/11 RS	SW846 6010B <sup>1</sup>	SW846 3050B <sup>3</sup>
Cadmium	< 0.92	0.92	mg/kg	1	08/31/11	08/31/11 RS	SW846 6010B <sup>1</sup>	SW846 3050B <sup>3</sup>
Chromium	69.8	0.92	mg/kg	1	08/31/11	08/31/11 RS	SW846 6010B <sup>1</sup>	SW846 3050B <sup>3</sup>
Cobalt	13.4	0.92	mg/kg	1	08/31/11	08/31/11 RS	SW846 6010B <sup>1</sup>	SW846 3050B <sup>3</sup>
Copper	34.0	2.3	mg/kg	1	08/31/11	08/31/11 RS	SW846 6010B <sup>1</sup>	SW846 3050B <sup>3</sup>
Lead	8.9	1.8	mg/kg	1	08/31/11	08/31/11 RS	SW846 6010B <sup>1</sup>	SW846 3050B <sup>3</sup>
Mercury	< 0.040	0.040	mg/kg	1	09/07/11	09/08/11 RW	SW846 7471A <sup>2</sup>	SW846 7471A <sup>4</sup>
Molybdenum	< 1.8	1.8	mg/kg	1	08/31/11	08/31/11 RS	SW846 6010B <sup>1</sup>	SW846 3050B <sup>3</sup>
Nickel	62.9	0.92	mg/kg	1	08/31/11	08/31/11 RS	SW846 6010B <sup>1</sup>	SW846 3050B <sup>3</sup>
Selenium	< 1.8	1.8	mg/kg	1	08/31/11	08/31/11 RS	SW846 6010B <sup>1</sup>	SW846 3050B <sup>3</sup>
Silver	< 0.92	0.92	mg/kg	1	08/31/11	08/31/11 RS	SW846 6010B <sup>1</sup>	SW846 3050B <sup>3</sup>
Thallium	< 1.8	1.8	mg/kg	1	08/31/11	08/31/11 RS	SW846 6010B <sup>1</sup>	SW846 3050B <sup>3</sup>
Vanadium	65.0	0.92	mg/kg	1	08/31/11	08/31/11 RS	SW846 6010B <sup>1</sup>	SW846 3050B <sup>3</sup>
Zinc	62.8	1.8	mg/kg	1	08/31/11	08/31/11 RS	SW846 6010B <sup>1</sup>	SW846 3050B <sup>3</sup>

- (1) Instrument QC Batch: MA2071
- (2) Instrument QC Batch: MA2081
- (3) Prep QC Batch: MP3905
- (4) Prep QC Batch: MP3945

(a) All results reported on wet weight basis.

RL = Reporting Limit

## Report of Analysis

<b>Client Sample ID:</b>	J20-8.5	<b>Date Sampled:</b>	08/29/11
<b>Lab Sample ID:</b>	C17685-11	<b>Date Received:</b>	08/30/11
<b>Matrix:</b>	SO - Soil	<b>Percent Solids:</b>	n/a <sup>a</sup>
<b>Method:</b>	SW846 8260B	<b>Project:</b> Romic Soil Investigation(Romic EPA) - 2081 Bay Road, East Palo Alto, CA	

Run #1	File ID	DF	Analyzed	By	Prep Date	Prep Batch	Analytical Batch
Run #1	M27190.D	1	09/03/11	XB	n/a	n/a	VM863
Run #2							

Run #1	Initial Weight	Final Volume	Methanol Aliquot
Run #1	6.41 g	5.0 ml	2.0 ul
Run #2			

## VOA 8260 List

CAS No.	Compound	Result	RL	MDL	Units	Q
67-64-1	Acetone	ND	200000	39000	ug/kg	
71-43-2	Benzene	ND	9800	2900	ug/kg	
108-86-1	Bromobenzene	ND	9800	2900	ug/kg	
74-97-5	Bromochloromethane	ND	9800	2900	ug/kg	
75-27-4	Bromodichloromethane	ND	9800	2000	ug/kg	
75-25-2	Bromoform	ND	9800	2000	ug/kg	
104-51-8	n-Butylbenzene	ND	9800	2900	ug/kg	
135-98-8	sec-Butylbenzene	ND	9800	2900	ug/kg	
98-06-6	tert-Butylbenzene	ND	9800	2900	ug/kg	
108-90-7	Chlorobenzene	4720	9800	2900	ug/kg	J
75-00-3	Chloroethane	ND	9800	2900	ug/kg	
67-66-3	Chloroform	ND	9800	2900	ug/kg	
95-49-8	o-Chlorotoluene	ND	9800	2900	ug/kg	
106-43-4	p-Chlorotoluene	ND	9800	2900	ug/kg	
56-23-5	Carbon tetrachloride	ND	9800	2000	ug/kg	
75-34-3	1,1-Dichloroethane	ND	9800	2000	ug/kg	
75-35-4	1,1-Dichloroethylene	ND	9800	2900	ug/kg	
563-58-6	1,1-Dichloropropene	ND	9800	2900	ug/kg	
96-12-8	1,2-Dibromo-3-chloropropane	ND	9800	2000	ug/kg	
106-93-4	1,2-Dibromoethane	ND	9800	2000	ug/kg	
107-06-2	1,2-Dichloroethane	89400	9800	2900	ug/kg	
78-87-5	1,2-Dichloropropane	ND	9800	2900	ug/kg	
142-28-9	1,3-Dichloropropane	ND	9800	2900	ug/kg	
108-20-3	Di-Isopropyl ether	ND	9800	2900	ug/kg	
594-20-7	2,2-Dichloropropane	ND	9800	2900	ug/kg	
124-48-1	Dibromochloromethane	ND	9800	2000	ug/kg	
75-71-8	Dichlorodifluoromethane	ND	9800	2000	ug/kg	
156-59-2	cis-1,2-Dichloroethylene	20800	9800	2900	ug/kg	
10061-01-5	cis-1,3-Dichloropropene	ND	9800	2900	ug/kg	
541-73-1	m-Dichlorobenzene	ND	9800	2900	ug/kg	
95-50-1	o-Dichlorobenzene	ND	9800	2900	ug/kg	
106-46-7	p-Dichlorobenzene	ND	9800	2900	ug/kg	

ND = Not detected MDL - Method Detection Limit

RL = Reporting Limit

E = Indicates value exceeds calibration range

J = Indicates an estimated value

B = Indicates analyte found in associated method blank

N = Indicates presumptive evidence of a compound

## Report of Analysis

<b>Client Sample ID:</b>	J20-8.5	<b>Date Sampled:</b>	08/29/11
<b>Lab Sample ID:</b>	C17685-11	<b>Date Received:</b>	08/30/11
<b>Matrix:</b>	SO - Soil	<b>Percent Solids:</b>	n/a <sup>a</sup>
<b>Method:</b>	SW846 8260B	<b>Project:</b> Romic Soil Investigation(Romic EPA) - 2081 Bay Road,East Palo Alto,CA	

## VOA 8260 List

CAS No.	Compound	Result	RL	MDL	Units	Q
156-60-5	trans-1,2-Dichloroethylene	ND	9800	2900	ug/kg	
10061-02-6	trans-1,3-Dichloropropene	ND	9800	2900	ug/kg	
100-41-4	Ethylbenzene	8310	9800	2900	ug/kg	J
637-92-3	Ethyl tert-Butyl Ether	ND	9800	2900	ug/kg	
591-78-6	2-Hexanone	ND	78000	9800	ug/kg	
87-68-3	Hexachlorobutadiene	ND	9800	2000	ug/kg	
98-82-8	Isopropylbenzene	ND	9800	2900	ug/kg	
99-87-6	p-Isopropyltoluene	ND	9800	2900	ug/kg	
108-10-1	4-Methyl-2-pentanone	ND	78000	29000	ug/kg	
74-83-9	Methyl bromide	ND	9800	4900	ug/kg	
74-87-3	Methyl chloride	ND	9800	2900	ug/kg	
74-95-3	Methylene bromide	ND	9800	4900	ug/kg	
75-09-2	Methylene chloride	ND	49000	31000	ug/kg	
78-93-3	Methyl ethyl ketone	162000	78000	23000	ug/kg	
1634-04-4	Methyl Tert Butyl Ether	ND	9800	2000	ug/kg	
91-20-3	Naphthalene	ND	9800	2900	ug/kg	
103-65-1	n-Propylbenzene	ND	9800	2900	ug/kg	
100-42-5	Styrene	ND	9800	2000	ug/kg	
994-05-8	Tert-Amyl Methyl Ether	ND	9800	2300	ug/kg	
75-65-0	Tert Butyl Alcohol	ND	78000	20000	ug/kg	
630-20-6	1,1,1,2-Tetrachloroethane	ND	9800	2000	ug/kg	
71-55-6	1,1,1-Trichloroethane	ND	9800	2900	ug/kg	
79-34-5	1,1,2,2-Tetrachloroethane	ND	9800	2000	ug/kg	
79-00-5	1,1,2-Trichloroethane	61100	9800	2000	ug/kg	
87-61-6	1,2,3-Trichlorobenzene	ND	9800	2900	ug/kg	
96-18-4	1,2,3-Trichloropropane	ND	9800	2900	ug/kg	
120-82-1	1,2,4-Trichlorobenzene	ND	9800	2900	ug/kg	
95-63-6	1,2,4-Trimethylbenzene	8410	9800	2900	ug/kg	J
108-67-8	1,3,5-Trimethylbenzene	ND	9800	2900	ug/kg	
127-18-4	Tetrachloroethylene	ND	9800	6800	ug/kg	
108-88-3	Toluene	19100	9800	2900	ug/kg	
79-01-6	Trichloroethylene	60500	9800	2000	ug/kg	
75-69-4	Trichlorofluoromethane	ND	9800	2300	ug/kg	
75-01-4	Vinyl chloride	ND	9800	4900	ug/kg	
1330-20-7	Xylene (total)	41100	20000	7800	ug/kg	

CAS No.	Surrogate Recoveries	Run# 1	Run# 2	Limits
1868-53-7	Dibromofluoromethane	94%		60-130%
2037-26-5	Toluene-D8	99%		60-130%

ND = Not detected MDL - Method Detection Limit

RL = Reporting Limit

E = Indicates value exceeds calibration range

J = Indicates an estimated value

B = Indicates analyte found in associated method blank

N = Indicates presumptive evidence of a compound

## Report of Analysis

<b>Client Sample ID:</b> J20-8.5	
<b>Lab Sample ID:</b> C17685-11	<b>Date Sampled:</b> 08/29/11
<b>Matrix:</b> SO - Soil	<b>Date Received:</b> 08/30/11
<b>Method:</b> SW846 8260B	<b>Percent Solids:</b> n/a <sup>a</sup>
<b>Project:</b> Romic Soil Investigation(Romic EPA) - 2081 Bay Road, East Palo Alto, CA	

### VOA 8260 List

CAS No.	Surrogate Recoveries	Run# 1	Run# 2	Limits
460-00-4	4-Bromofluorobenzene	98%		60-130%

(a) All results reported on wet weight basis.

ND = Not detected      MDL - Method Detection Limit  
 RL = Reporting Limit  
 E = Indicates value exceeds calibration range

J = Indicates an estimated value  
 B = Indicates analyte found in associated method blank  
 N = Indicates presumptive evidence of a compound

## Report of Analysis

<b>Client Sample ID:</b>	J20-8.5	<b>Date Sampled:</b>	08/29/11
<b>Lab Sample ID:</b>	C17685-11	<b>Date Received:</b>	08/30/11
<b>Matrix:</b>	SO - Soil	<b>Percent Solids:</b>	n/a <sup>a</sup>
<b>Method:</b>	SW846 8270C SW846 3550B	<b>Project:</b> Romic Soil Investigation(Romic EPA) - 2081 Bay Road, East Palo Alto, CA	

Run #	File ID	DF	Analyzed	By	Prep Date	Prep Batch	Analytical Batch
Run #1	Y9470.D	1	09/02/11	MT	09/01/11	OP4521	EY453
Run #2	Y9483.D	10	09/02/11	MT	09/01/11	OP4521	EY453

Run #	Initial Weight	Final Volume
Run #1	10.0 g	1.0 ml
Run #2	10.0 g	1.0 ml

## ABN Full List

CAS No.	Compound	Result	RL	MDL	Units	Q
65-85-0	Benzoic acid	6650	1000	890	ug/kg	
95-57-8	2-Chlorophenol	ND	1000	680	ug/kg	
59-50-7	4-Chloro-3-methyl phenol	ND	500	420	ug/kg	
120-83-2	2,4-Dichlorophenol	ND	500	140	ug/kg	
105-67-9	2,4-Dimethylphenol	ND	500	150	ug/kg	
51-28-5	2,4-Dinitrophenol	ND	2500	850	ug/kg	
534-52-1	4,6-Dinitro-o-cresol	ND	2000	1000	ug/kg	
95-48-7	2-Methylphenol	ND	500	170	ug/kg	
	3&4-Methylphenol	1550	500	150	ug/kg	
88-75-5	2-Nitrophenol	ND	500	130	ug/kg	
100-02-7	4-Nitrophenol	ND	2000	1200	ug/kg	
87-86-5	Pentachlorophenol	ND	500	420	ug/kg	
108-95-2	Phenol	7210	2000	1300	ug/kg	
95-95-4	2,4,5-Trichlorophenol	ND	500	120	ug/kg	
88-06-2	2,4,6-Trichlorophenol	ND	500	160	ug/kg	
83-32-9	Acenaphthene	ND	1000	500	ug/kg	
208-96-8	Acenaphthylene	ND	500	200	ug/kg	
62-53-3	Aniline	ND	500	140	ug/kg	
120-12-7	Anthracene	ND	500	100	ug/kg	
103-33-3	Azobenzene	ND	500	170	ug/kg	
92-87-5	Benzidine	ND	2500	730	ug/kg	
56-55-3	Benzo(a)anthracene	ND	500	70	ug/kg	
50-32-8	Benzo(a)pyrene	ND	500	90	ug/kg	
205-99-2	Benzo(b)fluoranthene	ND	500	60	ug/kg	
191-24-2	Benzo(g,h,i)perylene	ND	500	150	ug/kg	
207-08-9	Benzo(k)fluoranthene	ND	500	120	ug/kg	
101-55-3	4-Bromophenyl phenyl ether	ND	500	150	ug/kg	
85-68-7	Butyl benzyl phthalate	292	500	110	ug/kg	J
100-51-6	Benzyl Alcohol	ND	1000	160	ug/kg	
91-58-7	2-Chloronaphthalene	ND	500	180	ug/kg	
106-47-8	4-Chloroaniline	ND	500	140	ug/kg	
86-74-8	Carbazole	ND	500	80	ug/kg	

ND = Not detected MDL - Method Detection Limit

J = Indicates an estimated value

RL = Reporting Limit

B = Indicates analyte found in associated method blank

E = Indicates value exceeds calibration range

N = Indicates presumptive evidence of a compound

## Report of Analysis

<b>Client Sample ID:</b>	J20-8.5	<b>Date Sampled:</b>	08/29/11
<b>Lab Sample ID:</b>	C17685-11	<b>Date Received:</b>	08/30/11
<b>Matrix:</b>	SO - Soil	<b>Percent Solids:</b>	n/a <sup>a</sup>
<b>Method:</b>	SW846 8270C SW846 3550B	<b>Project:</b> Romic Soil Investigation(Romic EPA) - 2081 Bay Road,East Palo Alto,CA	

## ABN Full List

CAS No.	Compound	Result	RL	MDL	Units	Q
218-01-9	Chrysene	ND	500	100	ug/kg	
111-91-1	bis(2-Chloroethoxy)methane	ND	500	180	ug/kg	
111-44-4	bis(2-Chloroethyl)ether	ND	500	230	ug/kg	
108-60-1	bis(2-Chloroisopropyl)ether	ND	500	270	ug/kg	
7005-72-3	4-Chlorophenyl phenyl ether	ND	500	190	ug/kg	
95-50-1	1,2-Dichlorobenzene	229	500	160	ug/kg	J
541-73-1	1,3-Dichlorobenzene	ND	500	150	ug/kg	
106-46-7	1,4-Dichlorobenzene	ND	500	420	ug/kg	
121-14-2	2,4-Dinitrotoluene	ND	500	460	ug/kg	
606-20-2	2,6-Dinitrotoluene	ND	1000	320	ug/kg	
91-94-1	3,3'-Dichlorobenzidine	ND	2500	140	ug/kg	
53-70-3	Dibenzo(a,h)anthracene	ND	500	130	ug/kg	
132-64-9	Dibenzofuran	ND	500	160	ug/kg	
122-39-4	Diphenylamine	ND	500	120	ug/kg	
84-74-2	Di-n-butyl phthalate	236	500	100	ug/kg	J
117-84-0	Di-n-octyl phthalate	3860	500	130	ug/kg	
84-66-2	Diethyl phthalate	ND	500	170	ug/kg	
131-11-3	Dimethyl phthalate	ND	500	180	ug/kg	
117-81-7	bis(2-Ethylhexyl)phthalate	24100 <sup>b</sup>	5000	2200	ug/kg	
206-44-0	Fluoranthene	ND	500	100	ug/kg	
86-73-7	Fluorene	ND	500	180	ug/kg	
118-74-1	Hexachlorobenzene	ND	500	130	ug/kg	
87-68-3	Hexachlorobutadiene	ND	500	190	ug/kg	
77-47-4	Hexachlorocyclopentadiene	ND	500	140	ug/kg	
67-72-1	Hexachloroethane	ND	500	160	ug/kg	
193-39-5	Indeno(1,2,3-cd)pyrene	ND	500	140	ug/kg	
78-59-1	Isophorone	ND	500	170	ug/kg	
90-12-0	1-Methylnaphthalene	ND	500	160	ug/kg	
91-57-6	2-Methylnaphthalene	215	500	160	ug/kg	J
88-74-4	2-Nitroaniline	ND	500	120	ug/kg	
99-09-2	3-Nitroaniline	ND	500	120	ug/kg	
100-01-6	4-Nitroaniline	ND	500	300	ug/kg	
91-20-3	Naphthalene	1870	500	170	ug/kg	
98-95-3	Nitrobenzene	ND	500	160	ug/kg	
62-75-9	N-Nitrosodimethylamine	ND	5000	2200	ug/kg	
621-64-7	N-Nitroso-di-n-propylamine	ND	1000	550	ug/kg	
85-01-8	Phenanthrene	ND	500	110	ug/kg	
129-00-0	Pyrene	ND	1000	680	ug/kg	
110-86-1	Pyridine	ND	2000	220	ug/kg	
120-82-1	1,2,4-Trichlorobenzene	ND	500	340	ug/kg	

ND = Not detected MDL - Method Detection Limit

RL = Reporting Limit

E = Indicates value exceeds calibration range

J = Indicates an estimated value

B = Indicates analyte found in associated method blank

N = Indicates presumptive evidence of a compound

## Report of Analysis

<b>Client Sample ID:</b>	J20-8.5	<b>Date Sampled:</b>	08/29/11
<b>Lab Sample ID:</b>	C17685-11	<b>Date Received:</b>	08/30/11
<b>Matrix:</b>	SO - Soil	<b>Percent Solids:</b>	n/a <sup>a</sup>
<b>Method:</b>	SW846 8270C SW846 3550B	<b>Project:</b> Romic Soil Investigation(Romic EPA) - 2081 Bay Road, East Palo Alto, CA	

## ABN Full List

CAS No.	Surrogate Recoveries	Run# 1	Run# 2	Limits
367-12-4	2-Fluorophenol	0% <sup>c</sup>	52%	20-100%
4165-62-2	Phenol-d5	63%	52%	20-100%
118-79-6	2,4,6-Tribromophenol	100%	77%	30-100%
4165-60-0	Nitrobenzene-d5	63%	52%	20-100%
321-60-8	2-Fluorobiphenyl	66%	53%	20-106%
1718-51-0	Terphenyl-d14	99%	93%	55-130%

- (a) All results reported on wet weight basis.  
 (b) Result is from Run# 2  
 (c) Outside control limits due to matrix interference.

ND = Not detected      MDL - Method Detection Limit  
 RL = Reporting Limit  
 E = Indicates value exceeds calibration range

J = Indicates an estimated value  
 B = Indicates analyte found in associated method blank  
 N = Indicates presumptive evidence of a compound

## Report of Analysis

<b>Client Sample ID:</b>	J20-8.5	<b>Date Sampled:</b>	08/29/11
<b>Lab Sample ID:</b>	C17685-11	<b>Date Received:</b>	08/30/11
<b>Matrix:</b>	SO - Soil	<b>Percent Solids:</b>	n/a <sup>a</sup>
<b>Method:</b>	SW846 8015B	<b>Project:</b> Romic Soil Investigation(Romic EPA) - 2081 Bay Road, East Palo Alto, CA	

Run #	File ID	DF	Analyzed	By	Prep Date	Prep Batch	Analytical Batch
Run #1	JK22532.D	1	09/08/11	TT	n/a	n/a	GJK928
Run #2							

Run #	Initial Weight	Final Volume	Methanol Aliquot
Run #1	6.41 g	5.0 ml	4.0 ul
Run #2			

## TPH Volatiles

CAS No.	Compound	Result	RL	MDL	Units	Q
	TPH-GRO (C6-C10)	414	98	49	mg/kg	
CAS No.	Surrogate Recoveries	Run# 1	Run# 2	Limits		
98-08-8	aaa-Trifluorotoluene	91%		60-157%		

(a) All results reported on wet weight basis.

ND = Not detected      MDL - Method Detection Limit  
 RL = Reporting Limit  
 E = Indicates value exceeds calibration range

J = Indicates an estimated value  
 B = Indicates analyte found in associated method blank  
 N = Indicates presumptive evidence of a compound



## Report of Analysis

<b>Client Sample ID:</b>	J20-8.5	<b>Date Sampled:</b>	08/29/11
<b>Lab Sample ID:</b>	C17685-11	<b>Date Received:</b>	08/30/11
<b>Matrix:</b>	SO - Soil	<b>Percent Solids:</b>	n/a <sup>a</sup>
<b>Method:</b>	SW846 8081A SW846 3545A	<b>Project:</b> Romic Soil Investigation(Romic EPA) - 2081 Bay Road, East Palo Alto, CA	

Run #	File ID	DF	Analyzed	By	Prep Date	Prep Batch	Analytical Batch
Run #1 <sup>b</sup>	PP21852.D	50	09/06/11	RV	08/31/11	OP4509	GPP727
Run #2							

Run #	Initial Weight	Final Volume
Run #1	10.0 g	10.0 ml
Run #2		

## Pesticide PPL List

CAS No.	Compound	Result	RL	MDL	Units	Q
309-00-2	Aldrin	ND	500	60	ug/kg	
319-84-6	alpha-BHC	ND	500	55	ug/kg	
319-85-7	beta-BHC	ND	500	120	ug/kg	
319-86-8	delta-BHC	ND	500	60	ug/kg	
58-89-9	gamma-BHC (Lindane)	ND	500	60	ug/kg	
12789-03-6	Chlordane	ND	5000	5000	ug/kg	
60-57-1	Dieldrin	ND	500	90	ug/kg	
72-54-8	4,4' -DDD	ND	500	110	ug/kg	
72-55-9	4,4' -DDE	ND	500	90	ug/kg	
50-29-3	4,4' -DDT	ND	500	75	ug/kg	
72-20-8	Endrin	ND	500	90	ug/kg	
7421-93-4	Endrin aldehyde	ND	500	90	ug/kg	
959-98-8	Endosulfan-I	ND	500	85	ug/kg	
33213-65-9	Endosulfan-II	ND	500	90	ug/kg	
1031-07-8	Endosulfan sulfate	ND	500	85	ug/kg	
76-44-8	Heptachlor	ND	500	70	ug/kg	
1024-57-3	Heptachlor epoxide	ND	500	75	ug/kg	
72-43-5	Methoxychlor	ND	500	80	ug/kg	
8001-35-2	Toxaphene	ND	5000	5000	ug/kg	

CAS No.	Surrogate Recoveries	Run# 1	Run# 2	Limits
877-09-8	Tetrachloro-m-xylene	80%		35-132%
877-09-8	Tetrachloro-m-xylene	111%		35-132%
2051-24-3	Decachlorobiphenyl	124%		35-132%
2051-24-3	Decachlorobiphenyl	133% <sup>c</sup>		35-132%

(a) All results reported on wet weight basis.

(b) Reporting limits raised due to high concentration of non-target compounds (hydrocarbons).

(c) Surrogate outside control limits due to matrix interference.

ND = Not detected MDL - Method Detection Limit

RL = Reporting Limit

E = Indicates value exceeds calibration range

J = Indicates an estimated value

B = Indicates analyte found in associated method blank

N = Indicates presumptive evidence of a compound

## Report of Analysis

<b>Client Sample ID:</b> J20-8.5		<b>Date Sampled:</b> 08/29/11
<b>Lab Sample ID:</b> C17685-11		<b>Date Received:</b> 08/30/11
<b>Matrix:</b> SO - Soil		<b>Percent Solids:</b> n/a <sup>a</sup>
<b>Method:</b> SW846 8082 SW846 3545A		
<b>Project:</b> Romc Soil Investigation(Romc EPA) - 2081 Bay Road, East Palo Alto, CA		

Run #1	File ID	DF	Analyzed	By	Prep Date	Prep Batch	Analytical Batch
Run #1	PP21702.D	10	09/02/11	RV	08/31/11	OP4510	GPP724
Run #2							

Run #1	Initial Weight	Final Volume
Run #1	10.0 g	10.0 ml
Run #2		

**PCB List**

CAS No.	Compound	Result	RL	MDL	Units	Q
12674-11-2	Aroclor 1016	ND	1000	170	ug/kg	
11104-28-2	Aroclor 1221	ND	1000	500	ug/kg	
11141-16-5	Aroclor 1232	ND	1000	500	ug/kg	
53469-21-9	Aroclor 1242	ND	1000	500	ug/kg	
12672-29-6	Aroclor 1248 <sup>b</sup>	1370	1000	500	ug/kg	
11097-69-1	Aroclor 1254 <sup>b</sup>	1050	1000	500	ug/kg	
11096-82-5	Aroclor 1260 <sup>b</sup>	444	1000	200	ug/kg	J

CAS No.	Surrogate Recoveries	Run# 1	Run# 2	Limits
877-09-8	Tetrachloro-m-xylene	53%		45-108%
877-09-8	Tetrachloro-m-xylene	60%		45-108%
2051-24-3	Decachlorobiphenyl	79%		54-121%
2051-24-3	Decachlorobiphenyl	70%		54-121%

(a) All results reported on wet weight basis.

(b) Estimated value due to the presence of multiple overlapping Aroclor patterns.

ND = Not detected      MDL - Method Detection Limit  
 RL = Reporting Limit  
 E = Indicates value exceeds calibration range

J = Indicates an estimated value  
 B = Indicates analyte found in associated method blank  
 N = Indicates presumptive evidence of a compound

## Report of Analysis

<b>Client Sample ID:</b> J20-8.5		<b>Date Sampled:</b> 08/29/11
<b>Lab Sample ID:</b> C17685-11		<b>Date Received:</b> 08/30/11
<b>Matrix:</b> SO - Soil		<b>Percent Solids:</b> n/a <sup>a</sup>
<b>Method:</b> SW846 8015B M SW846 3545A		
<b>Project:</b> Romic Soil Investigation(Romic EPA) - 2081 Bay Road, East Palo Alto, CA		

Run #	File ID	DF	Analyzed	By	Prep Date	Prep Batch	Analytical Batch
Run #1	HH16574.D	1	09/01/11	JH	08/31/11	OP4501	GHH554
Run #2							

Run #	Initial Weight	Final Volume
Run #1	10.0 g	1.0 ml
Run #2		

### TPH Extractable w/ Silica Gel Cleanup

CAS No.	Compound	Result	RL	MDL	Units	Q
	TPH (C10-C28)	179	10	5.0	mg/kg	
	TPH (> C28-C40)	110	20	10	mg/kg	

CAS No.	Surrogate Recoveries	Run# 1	Run# 2	Limits
630-01-3	Hexacosane	55%		45-140%

(a) All results reported on wet weight basis.

ND = Not detected      MDL - Method Detection Limit  
 RL = Reporting Limit  
 E = Indicates value exceeds calibration range

J = Indicates an estimated value  
 B = Indicates analyte found in associated method blank  
 N = Indicates presumptive evidence of a compound

## Report of Analysis

<b>Client Sample ID:</b> J20-8.5	<b>Date Sampled:</b> 08/29/11
<b>Lab Sample ID:</b> C17685-11	<b>Date Received:</b> 08/30/11
<b>Matrix:</b> SO - Soil	<b>Percent Solids:</b> n/a <sup>a</sup>
<b>Project:</b> Romic Soil Investigation(Romic EPA) - 2081 Bay Road,East Palo Alto,CA	

## Metals Analysis

Analyte	Result	RL	Units	DF	Prep	Analyzed By	Method	Prep Method
Antimony	< 1.8	1.8	mg/kg	1	08/31/11	08/31/11 RS	SW846 6010B <sup>1</sup>	SW846 3050B <sup>3</sup>
Arsenic	2.8	1.8	mg/kg	1	08/31/11	08/31/11 RS	SW846 6010B <sup>1</sup>	SW846 3050B <sup>3</sup>
Barium	80.6	18	mg/kg	1	08/31/11	08/31/11 RS	SW846 6010B <sup>1</sup>	SW846 3050B <sup>3</sup>
Beryllium	< 0.91	0.91	mg/kg	1	08/31/11	08/31/11 RS	SW846 6010B <sup>1</sup>	SW846 3050B <sup>3</sup>
Cadmium	< 0.91	0.91	mg/kg	1	08/31/11	08/31/11 RS	SW846 6010B <sup>1</sup>	SW846 3050B <sup>3</sup>
Chromium	28.0	0.91	mg/kg	1	08/31/11	08/31/11 RS	SW846 6010B <sup>1</sup>	SW846 3050B <sup>3</sup>
Cobalt	5.7	0.91	mg/kg	1	08/31/11	08/31/11 RS	SW846 6010B <sup>1</sup>	SW846 3050B <sup>3</sup>
Copper	19.5	2.3	mg/kg	1	08/31/11	08/31/11 RS	SW846 6010B <sup>1</sup>	SW846 3050B <sup>3</sup>
Lead	8.1	1.8	mg/kg	1	08/31/11	08/31/11 RS	SW846 6010B <sup>1</sup>	SW846 3050B <sup>3</sup>
Mercury	< 0.042	0.042	mg/kg	1	09/07/11	09/08/11 RW	SW846 7471A <sup>2</sup>	SW846 7471A <sup>4</sup>
Molybdenum	< 1.8	1.8	mg/kg	1	08/31/11	08/31/11 RS	SW846 6010B <sup>1</sup>	SW846 3050B <sup>3</sup>
Nickel	29.0	0.91	mg/kg	1	08/31/11	08/31/11 RS	SW846 6010B <sup>1</sup>	SW846 3050B <sup>3</sup>
Selenium	< 1.8	1.8	mg/kg	1	08/31/11	08/31/11 RS	SW846 6010B <sup>1</sup>	SW846 3050B <sup>3</sup>
Silver	< 0.91	0.91	mg/kg	1	08/31/11	08/31/11 RS	SW846 6010B <sup>1</sup>	SW846 3050B <sup>3</sup>
Thallium	< 1.8	1.8	mg/kg	1	08/31/11	08/31/11 RS	SW846 6010B <sup>1</sup>	SW846 3050B <sup>3</sup>
Vanadium	25.3	0.91	mg/kg	1	08/31/11	08/31/11 RS	SW846 6010B <sup>1</sup>	SW846 3050B <sup>3</sup>
Zinc	60.0	1.8	mg/kg	1	08/31/11	08/31/11 RS	SW846 6010B <sup>1</sup>	SW846 3050B <sup>3</sup>

(1) Instrument QC Batch: MA2071

(2) Instrument QC Batch: MA2081

(3) Prep QC Batch: MP3905

(4) Prep QC Batch: MP3945

(a) All results reported on wet weight basis.

RL = Reporting Limit

## Report of Analysis

<b>Client Sample ID:</b>	I21-0.5	<b>Date Sampled:</b>	08/29/11
<b>Lab Sample ID:</b>	C17685-12	<b>Date Received:</b>	08/30/11
<b>Matrix:</b>	SO - Soil	<b>Percent Solids:</b>	n/a <sup>a</sup>
<b>Method:</b>	SW846 8260B	<b>Project:</b> Romic Soil Investigation(Romic EPA) - 2081 Bay Road, East Palo Alto, CA	

Run #1	File ID	DF	Analyzed	By	Prep Date	Prep Batch	Analytical Batch
Run #1	M27191.D	1	09/03/11	XB	n/a	n/a	VM863
Run #2							

Run #1	Initial Weight	Final Volume	Methanol Aliquot
Run #1	3.70 g	5.0 ml	80.0 ul
Run #2			

## VOA 8260 List

CAS No.	Compound	Result	RL	MDL	Units	Q
67-64-1	Acetone	5200	8400	1700	ug/kg	J
71-43-2	Benzene	ND	420	130	ug/kg	
108-86-1	Bromobenzene	ND	420	130	ug/kg	
74-97-5	Bromochloromethane	ND	420	130	ug/kg	
75-27-4	Bromodichloromethane	ND	420	84	ug/kg	
75-25-2	Bromoform	ND	420	84	ug/kg	
104-51-8	n-Butylbenzene	ND	420	130	ug/kg	
135-98-8	sec-Butylbenzene	ND	420	130	ug/kg	
98-06-6	tert-Butylbenzene	ND	420	130	ug/kg	
108-90-7	Chlorobenzene	ND	420	130	ug/kg	
75-00-3	Chloroethane	ND	420	130	ug/kg	
67-66-3	Chloroform	ND	420	130	ug/kg	
95-49-8	o-Chlorotoluene	ND	420	130	ug/kg	
106-43-4	p-Chlorotoluene	ND	420	130	ug/kg	
56-23-5	Carbon tetrachloride	ND	420	84	ug/kg	
75-34-3	1,1-Dichloroethane	ND	420	84	ug/kg	
75-35-4	1,1-Dichloroethylene	ND	420	130	ug/kg	
563-58-6	1,1-Dichloropropene	ND	420	130	ug/kg	
96-12-8	1,2-Dibromo-3-chloropropane	ND	420	84	ug/kg	
106-93-4	1,2-Dibromoethane	ND	420	84	ug/kg	
107-06-2	1,2-Dichloroethane	ND	420	130	ug/kg	
78-87-5	1,2-Dichloropropane	ND	420	130	ug/kg	
142-28-9	1,3-Dichloropropane	ND	420	130	ug/kg	
108-20-3	Di-Isopropyl ether	ND	420	130	ug/kg	
594-20-7	2,2-Dichloropropane	ND	420	130	ug/kg	
124-48-1	Dibromochloromethane	ND	420	84	ug/kg	
75-71-8	Dichlorodifluoromethane	ND	420	84	ug/kg	
156-59-2	cis-1,2-Dichloroethylene	ND	420	130	ug/kg	
10061-01-5	cis-1,3-Dichloropropene	ND	420	130	ug/kg	
541-73-1	m-Dichlorobenzene	ND	420	130	ug/kg	
95-50-1	o-Dichlorobenzene	ND	420	130	ug/kg	
106-46-7	p-Dichlorobenzene	ND	420	130	ug/kg	

ND = Not detected MDL - Method Detection Limit

RL = Reporting Limit

E = Indicates value exceeds calibration range

J = Indicates an estimated value

B = Indicates analyte found in associated method blank

N = Indicates presumptive evidence of a compound

## Report of Analysis

<b>Client Sample ID:</b>	I21-0.5	<b>Date Sampled:</b>	08/29/11
<b>Lab Sample ID:</b>	C17685-12	<b>Date Received:</b>	08/30/11
<b>Matrix:</b>	SO - Soil	<b>Percent Solids:</b>	n/a <sup>a</sup>
<b>Method:</b>	SW846 8260B	<b>Project:</b> Romic Soil Investigation(Romic EPA) - 2081 Bay Road,East Palo Alto,CA	

## VOA 8260 List

CAS No.	Compound	Result	RL	MDL	Units	Q
156-60-5	trans-1,2-Dichloroethylene	ND	420	130	ug/kg	
10061-02-6	trans-1,3-Dichloropropene	ND	420	130	ug/kg	
100-41-4	Ethylbenzene	284	420	130	ug/kg	J
637-92-3	Ethyl tert-Butyl Ether	ND	420	130	ug/kg	
591-78-6	2-Hexanone	ND	3400	420	ug/kg	
87-68-3	Hexachlorobutadiene	ND	420	84	ug/kg	
98-82-8	Isopropylbenzene	ND	420	130	ug/kg	
99-87-6	p-Isopropyltoluene	ND	420	130	ug/kg	
108-10-1	4-Methyl-2-pentanone	1920	3400	1300	ug/kg	J
74-83-9	Methyl bromide	ND	420	210	ug/kg	
74-87-3	Methyl chloride	ND	420	130	ug/kg	
74-95-3	Methylene bromide	ND	420	210	ug/kg	
75-09-2	Methylene chloride	ND	2100	1400	ug/kg	
78-93-3	Methyl ethyl ketone	36600	3400	1000	ug/kg	
1634-04-4	Methyl Tert Butyl Ether	ND	420	84	ug/kg	
91-20-3	Naphthalene	ND	420	130	ug/kg	
103-65-1	n-Propylbenzene	ND	420	130	ug/kg	
100-42-5	Styrene	ND	420	84	ug/kg	
994-05-8	Tert-Amyl Methyl Ether	ND	420	100	ug/kg	
75-65-0	Tert Butyl Alcohol	ND	3400	840	ug/kg	
630-20-6	1,1,1,2-Tetrachloroethane	ND	420	84	ug/kg	
71-55-6	1,1,1-Trichloroethane	ND	420	130	ug/kg	
79-34-5	1,1,2,2-Tetrachloroethane	ND	420	84	ug/kg	
79-00-5	1,1,2-Trichloroethane	ND	420	84	ug/kg	
87-61-6	1,2,3-Trichlorobenzene	ND	420	130	ug/kg	
96-18-4	1,2,3-Trichloropropane	ND	420	130	ug/kg	
120-82-1	1,2,4-Trichlorobenzene	ND	420	130	ug/kg	
95-63-6	1,2,4-Trimethylbenzene	ND	420	130	ug/kg	
108-67-8	1,3,5-Trimethylbenzene	ND	420	130	ug/kg	
127-18-4	Tetrachloroethylene	ND	420	300	ug/kg	
108-88-3	Toluene	3320	420	130	ug/kg	
79-01-6	Trichloroethylene	ND	420	84	ug/kg	
75-69-4	Trichlorofluoromethane	ND	420	100	ug/kg	
75-01-4	Vinyl chloride	ND	420	210	ug/kg	
1330-20-7	Xylene (total)	1250	840	340	ug/kg	

CAS No.	Surrogate Recoveries	Run# 1	Run# 2	Limits
1868-53-7	Dibromofluoromethane	93%		60-130%
2037-26-5	Toluene-D8	101%		60-130%

ND = Not detected MDL - Method Detection Limit

RL = Reporting Limit

E = Indicates value exceeds calibration range

J = Indicates an estimated value

B = Indicates analyte found in associated method blank

N = Indicates presumptive evidence of a compound

## Report of Analysis

<b>Client Sample ID:</b> I21-0.5	
<b>Lab Sample ID:</b> C17685-12	<b>Date Sampled:</b> 08/29/11
<b>Matrix:</b> SO - Soil	<b>Date Received:</b> 08/30/11
<b>Method:</b> SW846 8260B	<b>Percent Solids:</b> n/a <sup>a</sup>
<b>Project:</b> Romic Soil Investigation(Romic EPA) - 2081 Bay Road, East Palo Alto, CA	

### VOA 8260 List

CAS No.	Surrogate Recoveries	Run# 1	Run# 2	Limits
460-00-4	4-Bromofluorobenzene	97%		60-130%

(a) All results reported on wet weight basis.

ND = Not detected      MDL - Method Detection Limit  
 RL = Reporting Limit  
 E = Indicates value exceeds calibration range

J = Indicates an estimated value  
 B = Indicates analyte found in associated method blank  
 N = Indicates presumptive evidence of a compound

## Report of Analysis

<b>Client Sample ID:</b>	I21-0.5	<b>Date Sampled:</b>	08/29/11
<b>Lab Sample ID:</b>	C17685-12	<b>Date Received:</b>	08/30/11
<b>Matrix:</b>	SO - Soil	<b>Percent Solids:</b>	n/a <sup>a</sup>
<b>Project:</b>	Romic Soil Investigation(Romic EPA) - 2081 Bay Road, East Palo Alto, CA		

### Metals Analysis

Analyte	Result	RL	Units	DF	Prep	Analyzed By	Method	Prep Method
Arsenic	2.0	1.8	mg/kg	1	08/31/11	08/31/11 RS	SW846 6010B <sup>1</sup>	SW846 3050B <sup>3</sup>
Lead	15.3	1.8	mg/kg	1	08/31/11	08/31/11 RS	SW846 6010B <sup>1</sup>	SW846 3050B <sup>3</sup>
Mercury	0.077	0.036	mg/kg	1	09/07/11	09/08/11 RW	SW846 7471A <sup>2</sup>	SW846 7471A <sup>4</sup>

(1) Instrument QC Batch: MA2071

(2) Instrument QC Batch: MA2081

(3) Prep QC Batch: MP3905

(4) Prep QC Batch: MP3945

(a) All results reported on wet weight basis.

RL = Reporting Limit



## Report of Analysis

<b>Client Sample ID:</b>	I21-4.5	<b>Date Sampled:</b>	08/29/11
<b>Lab Sample ID:</b>	C17685-13	<b>Date Received:</b>	08/30/11
<b>Matrix:</b>	SO - Soil	<b>Percent Solids:</b>	n/a <sup>a</sup>
<b>Method:</b>	SW846 8260B	<b>Project:</b> Romic Soil Investigation(Romic EPA) - 2081 Bay Road, East Palo Alto, CA	

Run #1	File ID	DF	Analyzed	By	Prep Date	Prep Batch	Analytical Batch
Run #1	M27135.D	50	09/02/11	XB	n/a	n/a	VM861
Run #2							

Run #1	Initial Weight	Final Volume	Methanol Aliquot
Run #1	5.23 g	5.0 ml	10.0 ul
Run #2			

## VOA 8260 List

CAS No.	Compound	Result	RL	MDL	Units	Q
67-64-1	Acetone	ND	240000	480000	ug/kg	
71-43-2	Benzene	ND	120000	36000	ug/kg	
108-86-1	Bromobenzene	ND	120000	36000	ug/kg	
74-97-5	Bromochloromethane	ND	120000	36000	ug/kg	
75-27-4	Bromodichloromethane	ND	120000	24000	ug/kg	
75-25-2	Bromoform	ND	120000	24000	ug/kg	
104-51-8	n-Butylbenzene	ND	120000	36000	ug/kg	
135-98-8	sec-Butylbenzene	ND	120000	36000	ug/kg	
98-06-6	tert-Butylbenzene	ND	120000	36000	ug/kg	
108-90-7	Chlorobenzene	ND	120000	36000	ug/kg	
75-00-3	Chloroethane	ND	120000	36000	ug/kg	
67-66-3	Chloroform	ND	120000	36000	ug/kg	
95-49-8	o-Chlorotoluene	ND	120000	36000	ug/kg	
106-43-4	p-Chlorotoluene	ND	120000	36000	ug/kg	
56-23-5	Carbon tetrachloride	ND	120000	24000	ug/kg	
75-34-3	1,1-Dichloroethane	ND	120000	24000	ug/kg	
75-35-4	1,1-Dichloroethylene	ND	120000	36000	ug/kg	
563-58-6	1,1-Dichloropropene	ND	120000	36000	ug/kg	
96-12-8	1,2-Dibromo-3-chloropropane	ND	120000	24000	ug/kg	
106-93-4	1,2-Dibromoethane	ND	120000	24000	ug/kg	
107-06-2	1,2-Dichloroethane	ND	120000	36000	ug/kg	
78-87-5	1,2-Dichloropropane	ND	120000	36000	ug/kg	
142-28-9	1,3-Dichloropropane	ND	120000	36000	ug/kg	
108-20-3	Di-Isopropyl ether	ND	120000	36000	ug/kg	
594-20-7	2,2-Dichloropropane	ND	120000	36000	ug/kg	
124-48-1	Dibromochloromethane	ND	120000	24000	ug/kg	
75-71-8	Dichlorodifluoromethane	ND	120000	24000	ug/kg	
156-59-2	cis-1,2-Dichloroethylene	ND	120000	36000	ug/kg	
10061-01-5	cis-1,3-Dichloropropene	ND	120000	36000	ug/kg	
541-73-1	m-Dichlorobenzene	ND	120000	36000	ug/kg	
95-50-1	o-Dichlorobenzene	ND	120000	36000	ug/kg	
106-46-7	p-Dichlorobenzene	ND	120000	36000	ug/kg	

ND = Not detected MDL - Method Detection Limit

RL = Reporting Limit

E = Indicates value exceeds calibration range

J = Indicates an estimated value

B = Indicates analyte found in associated method blank

N = Indicates presumptive evidence of a compound

## Report of Analysis

<b>Client Sample ID:</b>	I21-4.5	<b>Date Sampled:</b>	08/29/11
<b>Lab Sample ID:</b>	C17685-13	<b>Date Received:</b>	08/30/11
<b>Matrix:</b>	SO - Soil	<b>Percent Solids:</b>	n/a <sup>a</sup>
<b>Method:</b>	SW846 8260B		
<b>Project:</b>	Romic Soil Investigation(Romic EPA) - 2081 Bay Road,East Palo Alto,CA		

## VOA 8260 List

CAS No.	Compound	Result	RL	MDL	Units	Q
156-60-5	trans-1,2-Dichloroethylene	ND	120000	36000	ug/kg	
10061-02-6	trans-1,3-Dichloropropene	ND	120000	36000	ug/kg	
100-41-4	Ethylbenzene	208000	120000	36000	ug/kg	
637-92-3	Ethyl tert-Butyl Ether	ND	120000	36000	ug/kg	
591-78-6	2-Hexanone	ND	960000	120000	ug/kg	
87-68-3	Hexachlorobutadiene	ND	120000	24000	ug/kg	
98-82-8	Isopropylbenzene	ND	120000	36000	ug/kg	
99-87-6	p-Isopropyltoluene	ND	120000	36000	ug/kg	
108-10-1	4-Methyl-2-pentanone	ND	960000	360000	ug/kg	
74-83-9	Methyl bromide	ND	120000	60000	ug/kg	
74-87-3	Methyl chloride	ND	120000	36000	ug/kg	
74-95-3	Methylene bromide	ND	120000	60000	ug/kg	
75-09-2	Methylene chloride	ND	600000	380000	ug/kg	
78-93-3	Methyl ethyl ketone	786000	960000	290000	ug/kg	J
1634-04-4	Methyl Tert Butyl Ether	ND	120000	24000	ug/kg	
91-20-3	Naphthalene	310000	120000	36000	ug/kg	
103-65-1	n-Propylbenzene	ND	120000	36000	ug/kg	
100-42-5	Styrene	ND	120000	24000	ug/kg	
994-05-8	Tert-Amyl Methyl Ether	ND	120000	29000	ug/kg	
75-65-0	Tert Butyl Alcohol <sup>b</sup>	ND	960000	240000	ug/kg	
630-20-6	1,1,1,2-Tetrachloroethane	ND	120000	24000	ug/kg	
71-55-6	1,1,1-Trichloroethane	65700	120000	36000	ug/kg	J
79-34-5	1,1,2,2-Tetrachloroethane	ND	120000	24000	ug/kg	
79-00-5	1,1,2-Trichloroethane	38500	120000	24000	ug/kg	J
87-61-6	1,2,3-Trichlorobenzene	ND	120000	36000	ug/kg	
96-18-4	1,2,3-Trichloropropane	ND	120000	36000	ug/kg	
120-82-1	1,2,4-Trichlorobenzene	ND	120000	36000	ug/kg	
95-63-6	1,2,4-Trimethylbenzene	256000	120000	36000	ug/kg	
108-67-8	1,3,5-Trimethylbenzene	56200	120000	36000	ug/kg	J
127-18-4	Tetrachloroethylene	108000	120000	84000	ug/kg	J
108-88-3	Toluene	620000	120000	36000	ug/kg	
79-01-6	Trichloroethylene	79600	120000	24000	ug/kg	J
75-69-4	Trichlorofluoromethane	ND	120000	29000	ug/kg	
75-01-4	Vinyl chloride	ND	120000	60000	ug/kg	
1330-20-7	Xylene (total)	966000	240000	96000	ug/kg	

CAS No.	Surrogate Recoveries	Run# 1	Run# 2	Limits
1868-53-7	Dibromofluoromethane	103%		60-130%
2037-26-5	Toluene-D8	105%		60-130%

ND = Not detected MDL - Method Detection Limit

RL = Reporting Limit

E = Indicates value exceeds calibration range

J = Indicates an estimated value

B = Indicates analyte found in associated method blank

N = Indicates presumptive evidence of a compound

## Report of Analysis

<b>Client Sample ID:</b>	I21-4.5		
<b>Lab Sample ID:</b>	C17685-13	<b>Date Sampled:</b>	08/29/11
<b>Matrix:</b>	SO - Soil	<b>Date Received:</b>	08/30/11
<b>Method:</b>	SW846 8260B	<b>Percent Solids:</b>	n/a <sup>a</sup>
<b>Project:</b>	Romic Soil Investigation(Romic EPA) - 2081 Bay Road, East Palo Alto, CA		

### VOA 8260 List

CAS No.	Surrogate Recoveries	Run# 1	Run# 2	Limits
460-00-4	4-Bromofluorobenzene	102%		60-130%

- (a) All results reported on wet weight basis.
- (b) CCV outside of control limits (biased high); not detected in sample.

---

ND = Not detected      MDL - Method Detection Limit      J = Indicates an estimated value  
 RL = Reporting Limit      B = Indicates analyte found in associated method blank  
 E = Indicates value exceeds calibration range      N = Indicates presumptive evidence of a compound

## Report of Analysis

<b>Client Sample ID:</b> I21-4.5	<b>Date Sampled:</b> 08/29/11
<b>Lab Sample ID:</b> C17685-13	<b>Date Received:</b> 08/30/11
<b>Matrix:</b> SO - Soil	<b>Percent Solids:</b> n/a <sup>a</sup>
<b>Project:</b> Romic Soil Investigation(Romic EPA) - 2081 Bay Road,East Palo Alto,CA	

### Metals Analysis

Analyte	Result	RL	Units	DF	Prep	Analyzed By	Method	Prep Method
Arsenic	7.1	1.9	mg/kg	1	08/31/11	08/31/11 RS	SW846 6010B <sup>1</sup>	SW846 3050B <sup>3</sup>
Lead	1660	1.9	mg/kg	1	08/31/11	08/31/11 RS	SW846 6010B <sup>1</sup>	SW846 3050B <sup>3</sup>
Mercury	3.7	0.20	mg/kg	5	09/07/11	09/08/11 RW	SW846 7471A <sup>2</sup>	SW846 7471A <sup>4</sup>

(1) Instrument QC Batch: MA2071

(2) Instrument QC Batch: MA2081

(3) Prep QC Batch: MP3905

(4) Prep QC Batch: MP3945

(a) All results reported on wet weight basis.

RL = Reporting Limit

## Report of Analysis

<b>Client Sample ID:</b>	I21-8.5	<b>Date Sampled:</b>	08/29/11
<b>Lab Sample ID:</b>	C17685-14	<b>Date Received:</b>	08/30/11
<b>Matrix:</b>	SO - Soil	<b>Percent Solids:</b>	n/a <sup>a</sup>
<b>Method:</b>	SW846 8260B	<b>Project:</b> Romc Soil Investigation(Romc EPA) - 2081 Bay Road, East Palo Alto, CA	

Run #	File ID	DF	Analyzed	By	Prep Date	Prep Batch	Analytical Batch
Run #1	M27136.D	50	09/02/11	XB	n/a	n/a	VM861
Run #2							

Run #	Initial Weight	Final Volume	Methanol Aliquot
Run #1	3.60 g	5.0 ml	5.0 ul
Run #2			

### VOA 8260 List

CAS No.	Compound	Result	RL	MDL	Units	Q
67-64-1	Acetone	ND	690000	140000	ug/kg	
71-43-2	Benzene	ND	350000	100000	ug/kg	
108-86-1	Bromobenzene	ND	350000	100000	ug/kg	
74-97-5	Bromochloromethane	ND	350000	100000	ug/kg	
75-27-4	Bromodichloromethane	ND	350000	69000	ug/kg	
75-25-2	Bromoform	ND	350000	69000	ug/kg	
104-51-8	n-Butylbenzene	ND	350000	100000	ug/kg	
135-98-8	sec-Butylbenzene	ND	350000	100000	ug/kg	
98-06-6	tert-Butylbenzene	ND	350000	100000	ug/kg	
108-90-7	Chlorobenzene	157000	350000	100000	ug/kg	J
75-00-3	Chloroethane	ND	350000	100000	ug/kg	
67-66-3	Chloroform	ND	350000	100000	ug/kg	
95-49-8	o-Chlorotoluene	ND	350000	100000	ug/kg	
106-43-4	p-Chlorotoluene	ND	350000	100000	ug/kg	
56-23-5	Carbon tetrachloride	ND	350000	69000	ug/kg	
75-34-3	1,1-Dichloroethane	ND	350000	69000	ug/kg	
75-35-4	1,1-Dichloroethylene	ND	350000	100000	ug/kg	
563-58-6	1,1-Dichloropropene	ND	350000	100000	ug/kg	
96-12-8	1,2-Dibromo-3-chloropropane	ND	350000	69000	ug/kg	
106-93-4	1,2-Dibromoethane	ND	350000	69000	ug/kg	
107-06-2	1,2-Dichloroethane	1010000	350000	100000	ug/kg	
78-87-5	1,2-Dichloropropane	ND	350000	100000	ug/kg	
142-28-9	1,3-Dichloropropane	ND	350000	100000	ug/kg	
108-20-3	Di-Isopropyl ether	ND	350000	100000	ug/kg	
594-20-7	2,2-Dichloropropane	ND	350000	100000	ug/kg	
124-48-1	Dibromochloromethane	ND	350000	69000	ug/kg	
75-71-8	Dichlorodifluoromethane	ND	350000	69000	ug/kg	
156-59-2	cis-1,2-Dichloroethylene	ND	350000	100000	ug/kg	
10061-01-5	cis-1,3-Dichloropropene	ND	350000	100000	ug/kg	
541-73-1	m-Dichlorobenzene	ND	350000	100000	ug/kg	
95-50-1	o-Dichlorobenzene	ND	350000	100000	ug/kg	
106-46-7	p-Dichlorobenzene	ND	350000	100000	ug/kg	

ND = Not detected      MDL - Method Detection Limit

RL = Reporting Limit

E = Indicates value exceeds calibration range

J = Indicates an estimated value

B = Indicates analyte found in associated method blank

N = Indicates presumptive evidence of a compound

## Report of Analysis

<b>Client Sample ID:</b>	I21-8.5	<b>Date Sampled:</b>	08/29/11
<b>Lab Sample ID:</b>	C17685-14	<b>Date Received:</b>	08/30/11
<b>Matrix:</b>	SO - Soil	<b>Percent Solids:</b>	n/a <sup>a</sup>
<b>Method:</b>	SW846 8260B		
<b>Project:</b>	Romic Soil Investigation(Romic EPA) - 2081 Bay Road,East Palo Alto,CA		

## VOA 8260 List

CAS No.	Compound	Result	RL	MDL	Units	Q
156-60-5	trans-1,2-Dichloroethylene	ND	350000	100000	ug/kg	
10061-02-6	trans-1,3-Dichloropropene	ND	350000	100000	ug/kg	
100-41-4	Ethylbenzene	830000	350000	100000	ug/kg	
637-92-3	Ethyl tert-Butyl Ether	ND	350000	100000	ug/kg	
591-78-6	2-Hexanone	ND	2800000	350000	ug/kg	
87-68-3	Hexachlorobutadiene	ND	350000	69000	ug/kg	
98-82-8	Isopropylbenzene	ND	350000	100000	ug/kg	
99-87-6	p-Isopropyltoluene	ND	350000	100000	ug/kg	
108-10-1	4-Methyl-2-pentanone	ND	2800000	1000000	ug/kg	
74-83-9	Methyl bromide	ND	350000	170000	ug/kg	
74-87-3	Methyl chloride	ND	350000	100000	ug/kg	
74-95-3	Methylene bromide	ND	350000	170000	ug/kg	
75-09-2	Methylene chloride	ND	1700000	1100000	ug/kg	
78-93-3	Methyl ethyl ketone	1060000	2800000	830000	ug/kg	J
1634-04-4	Methyl Tert Butyl Ether	ND	350000	69000	ug/kg	
91-20-3	Naphthalene	384000	350000	100000	ug/kg	
103-65-1	n-Propylbenzene	ND	350000	100000	ug/kg	
100-42-5	Styrene	ND	350000	69000	ug/kg	
994-05-8	Tert-Amyl Methyl Ether	ND	350000	83000	ug/kg	
75-65-0	Tert Butyl Alcohol <sup>b</sup>	ND	2800000	690000	ug/kg	
630-20-6	1,1,1,2-Tetrachloroethane	ND	350000	69000	ug/kg	
71-55-6	1,1,1-Trichloroethane	322000	350000	100000	ug/kg	J
79-34-5	1,1,2,2-Tetrachloroethane	308000	350000	69000	ug/kg	J
79-00-5	1,1,2-Trichloroethane	1600000	350000	69000	ug/kg	
87-61-6	1,2,3-Trichlorobenzene	ND	350000	100000	ug/kg	
96-18-4	1,2,3-Trichloropropane	ND	350000	100000	ug/kg	
120-82-1	1,2,4-Trichlorobenzene	ND	350000	100000	ug/kg	
95-63-6	1,2,4-Trimethylbenzene	646000	350000	100000	ug/kg	
108-67-8	1,3,5-Trimethylbenzene	197000	350000	100000	ug/kg	J
127-18-4	Tetrachloroethylene	335000	350000	240000	ug/kg	J
108-88-3	Toluene	1760000	350000	100000	ug/kg	
79-01-6	Trichloroethylene	3290000	350000	69000	ug/kg	
75-69-4	Trichlorofluoromethane	ND	350000	83000	ug/kg	
75-01-4	Vinyl chloride	ND	350000	170000	ug/kg	
1330-20-7	Xylene (total)	3340000	690000	280000	ug/kg	

CAS No.	Surrogate Recoveries	Run# 1	Run# 2	Limits
1868-53-7	Dibromofluoromethane	103%		60-130%
2037-26-5	Toluene-D8	102%		60-130%

ND = Not detected MDL - Method Detection Limit

RL = Reporting Limit

E = Indicates value exceeds calibration range

J = Indicates an estimated value

B = Indicates analyte found in associated method blank

N = Indicates presumptive evidence of a compound

## Report of Analysis

<b>Client Sample ID:</b>	I21-8.5	<b>Date Sampled:</b>	08/29/11
<b>Lab Sample ID:</b>	C17685-14	<b>Date Received:</b>	08/30/11
<b>Matrix:</b>	SO - Soil	<b>Percent Solids:</b>	n/a <sup>a</sup>
<b>Method:</b>	SW846 8260B	<b>Project:</b> Romic Soil Investigation(Romic EPA) - 2081 Bay Road, East Palo Alto, CA	

**VOA 8260 List**

CAS No.	Surrogate Recoveries	Run# 1	Run# 2	Limits
460-00-4	4-Bromofluorobenzene	104%		60-130%

- (a) All results reported on wet weight basis.
- (b) CCV outside of control limits (biased high); not detected in sample.

ND = Not detected      MDL - Method Detection Limit  
 RL = Reporting Limit  
 E = Indicates value exceeds calibration range

J = Indicates an estimated value  
 B = Indicates analyte found in associated method blank  
 N = Indicates presumptive evidence of a compound

## Report of Analysis

<b>Client Sample ID:</b>	I21-8.5	<b>Date Sampled:</b>	08/29/11
<b>Lab Sample ID:</b>	C17685-14	<b>Date Received:</b>	08/30/11
<b>Matrix:</b>	SO - Soil	<b>Percent Solids:</b>	n/a <sup>a</sup>
<b>Project:</b>	Romic Soil Investigation(Romic EPA) - 2081 Bay Road,East Palo Alto,CA		

### Metals Analysis

Analyte	Result	RL	Units	DF	Prep	Analyzed By	Method	Prep Method
Arsenic	2.4	1.8	mg/kg	1	08/31/11	08/31/11 RS	SW846 6010B <sup>1</sup>	SW846 3050B <sup>3</sup>
Lead	141	1.8	mg/kg	1	08/31/11	08/31/11 RS	SW846 6010B <sup>1</sup>	SW846 3050B <sup>3</sup>
Mercury	1.4	0.077	mg/kg	2	09/07/11	09/08/11 RW	SW846 7471A <sup>2</sup>	SW846 7471A <sup>4</sup>

- (1) Instrument QC Batch: MA2071
- (2) Instrument QC Batch: MA2081
- (3) Prep QC Batch: MP3905
- (4) Prep QC Batch: MP3945

(a) All results reported on wet weight basis.

---

RL = Reporting Limit



## Report of Analysis

<b>Client Sample ID:</b>	J22-0.6	<b>Date Sampled:</b>	08/29/11
<b>Lab Sample ID:</b>	C17685-15	<b>Date Received:</b>	08/30/11
<b>Matrix:</b>	SO - Soil	<b>Percent Solids:</b>	n/a <sup>a</sup>
<b>Method:</b>	SW846 8260B	<b>Project:</b> Romic Soil Investigation(Romic EPA) - 2081 Bay Road, East Palo Alto, CA	

Run #	File ID	DF	Analyzed	By	Prep Date	Prep Batch	Analytical Batch
Run #1	M27192.D	1	09/03/11	XB	n/a	n/a	VM863
Run #2							

Run #	Initial Weight	Final Volume	Methanol Aliquot
Run #1	5.87 g	5.0 ml	100 ul
Run #2			

## VOA 8260 List

CAS No.	Compound	Result	RL	MDL	Units	Q
67-64-1	Acetone	ND	4300	850	ug/kg	
71-43-2	Benzene	ND	210	64	ug/kg	
108-86-1	Bromobenzene	ND	210	64	ug/kg	
74-97-5	Bromochloromethane	ND	210	64	ug/kg	
75-27-4	Bromodichloromethane	ND	210	43	ug/kg	
75-25-2	Bromoform	ND	210	43	ug/kg	
104-51-8	n-Butylbenzene	ND	210	64	ug/kg	
135-98-8	sec-Butylbenzene	ND	210	64	ug/kg	
98-06-6	tert-Butylbenzene	ND	210	64	ug/kg	
108-90-7	Chlorobenzene	ND	210	64	ug/kg	
75-00-3	Chloroethane	ND	210	64	ug/kg	
67-66-3	Chloroform	ND	210	64	ug/kg	
95-49-8	o-Chlorotoluene	ND	210	64	ug/kg	
106-43-4	p-Chlorotoluene	ND	210	64	ug/kg	
56-23-5	Carbon tetrachloride	ND	210	43	ug/kg	
75-34-3	1,1-Dichloroethane	ND	210	43	ug/kg	
75-35-4	1,1-Dichloroethylene	ND	210	64	ug/kg	
563-58-6	1,1-Dichloropropene	ND	210	64	ug/kg	
96-12-8	1,2-Dibromo-3-chloropropane	ND	210	43	ug/kg	
106-93-4	1,2-Dibromoethane	ND	210	43	ug/kg	
107-06-2	1,2-Dichloroethane	ND	210	64	ug/kg	
78-87-5	1,2-Dichloropropane	ND	210	64	ug/kg	
142-28-9	1,3-Dichloropropane	ND	210	64	ug/kg	
108-20-3	Di-Isopropyl ether	ND	210	64	ug/kg	
594-20-7	2,2-Dichloropropane	ND	210	64	ug/kg	
124-48-1	Dibromochloromethane	ND	210	43	ug/kg	
75-71-8	Dichlorodifluoromethane	ND	210	43	ug/kg	
156-59-2	cis-1,2-Dichloroethylene	ND	210	64	ug/kg	
10061-01-5	cis-1,3-Dichloropropene	ND	210	64	ug/kg	
541-73-1	m-Dichlorobenzene	ND	210	64	ug/kg	
95-50-1	o-Dichlorobenzene	ND	210	64	ug/kg	
106-46-7	p-Dichlorobenzene	ND	210	64	ug/kg	

ND = Not detected MDL - Method Detection Limit

RL = Reporting Limit

E = Indicates value exceeds calibration range

J = Indicates an estimated value

B = Indicates analyte found in associated method blank

N = Indicates presumptive evidence of a compound

## Report of Analysis

<b>Client Sample ID:</b>	J22-0.6	<b>Date Sampled:</b>	08/29/11
<b>Lab Sample ID:</b>	C17685-15	<b>Date Received:</b>	08/30/11
<b>Matrix:</b>	SO - Soil	<b>Percent Solids:</b>	n/a <sup>a</sup>
<b>Method:</b>	SW846 8260B	<b>Project:</b> Romic Soil Investigation(Romic EPA) - 2081 Bay Road,East Palo Alto,CA	

**VOA 8260 List**

CAS No.	Compound	Result	RL	MDL	Units	Q
156-60-5	trans-1,2-Dichloroethylene	ND	210	64	ug/kg	
10061-02-6	trans-1,3-Dichloropropene	ND	210	64	ug/kg	
100-41-4	Ethylbenzene	410	210	64	ug/kg	
637-92-3	Ethyl tert-Butyl Ether	ND	210	64	ug/kg	
591-78-6	2-Hexanone	ND	1700	210	ug/kg	
87-68-3	Hexachlorobutadiene	ND	210	43	ug/kg	
98-82-8	Isopropylbenzene	ND	210	64	ug/kg	
99-87-6	p-Isopropyltoluene	ND	210	64	ug/kg	
108-10-1	4-Methyl-2-pentanone	ND	1700	640	ug/kg	
74-83-9	Methyl bromide	ND	210	110	ug/kg	
74-87-3	Methyl chloride	ND	210	64	ug/kg	
74-95-3	Methylene bromide	ND	210	110	ug/kg	
75-09-2	Methylene chloride	ND	1100	680	ug/kg	
78-93-3	Methyl ethyl ketone	576	1700	510	ug/kg	J
1634-04-4	Methyl Tert Butyl Ether	ND	210	43	ug/kg	
91-20-3	Naphthalene	ND	210	64	ug/kg	
103-65-1	n-Propylbenzene	ND	210	64	ug/kg	
100-42-5	Styrene	ND	210	43	ug/kg	
994-05-8	Tert-Amyl Methyl Ether	ND	210	51	ug/kg	
75-65-0	Tert Butyl Alcohol	ND	1700	430	ug/kg	
630-20-6	1,1,1,2-Tetrachloroethane	ND	210	43	ug/kg	
71-55-6	1,1,1-Trichloroethane	ND	210	64	ug/kg	
79-34-5	1,1,2,2-Tetrachloroethane	ND	210	43	ug/kg	
79-00-5	1,1,2-Trichloroethane	ND	210	43	ug/kg	
87-61-6	1,2,3-Trichlorobenzene	ND	210	64	ug/kg	
96-18-4	1,2,3-Trichloropropane	ND	210	64	ug/kg	
120-82-1	1,2,4-Trichlorobenzene	ND	210	64	ug/kg	
95-63-6	1,2,4-Trimethylbenzene	156	210	64	ug/kg	J
108-67-8	1,3,5-Trimethylbenzene	ND	210	64	ug/kg	
127-18-4	Tetrachloroethylene	ND	210	150	ug/kg	
108-88-3	Toluene	1020	210	64	ug/kg	
79-01-6	Trichloroethylene	49.7	210	43	ug/kg	J
75-69-4	Trichlorofluoromethane	ND	210	51	ug/kg	
75-01-4	Vinyl chloride	ND	210	110	ug/kg	
1330-20-7	Xylene (total)	1970	430	170	ug/kg	

CAS No.	Surrogate Recoveries	Run# 1	Run# 2	Limits
1868-53-7	Dibromofluoromethane	93%		60-130%
2037-26-5	Toluene-D8	100%		60-130%

ND = Not detected      MDL - Method Detection Limit  
 RL = Reporting Limit  
 E = Indicates value exceeds calibration range

J = Indicates an estimated value  
 B = Indicates analyte found in associated method blank  
 N = Indicates presumptive evidence of a compound

## Report of Analysis

<b>Client Sample ID:</b> J22-0.6	
<b>Lab Sample ID:</b> C17685-15	<b>Date Sampled:</b> 08/29/11
<b>Matrix:</b> SO - Soil	<b>Date Received:</b> 08/30/11
<b>Method:</b> SW846 8260B	<b>Percent Solids:</b> n/a <sup>a</sup>
<b>Project:</b> Romic Soil Investigation(Romic EPA) - 2081 Bay Road, East Palo Alto, CA	

### VOA 8260 List

CAS No.	Surrogate Recoveries	Run# 1	Run# 2	Limits
460-00-4	4-Bromofluorobenzene	97%		60-130%

(a) All results reported on wet weight basis.

ND = Not detected      MDL - Method Detection Limit  
 RL = Reporting Limit  
 E = Indicates value exceeds calibration range

J = Indicates an estimated value  
 B = Indicates analyte found in associated method blank  
 N = Indicates presumptive evidence of a compound

## Report of Analysis

<b>Client Sample ID:</b>	J22-0.6	<b>Date Sampled:</b>	08/29/11
<b>Lab Sample ID:</b>	C17685-15	<b>Date Received:</b>	08/30/11
<b>Matrix:</b>	SO - Soil	<b>Percent Solids:</b>	n/a <sup>a</sup>
<b>Method:</b>	SW846 8270C SW846 3550B	<b>Project:</b> Romic Soil Investigation(Romic EPA) - 2081 Bay Road, East Palo Alto, CA	

Run #	File ID	DF	Analyzed	By	Prep Date	Prep Batch	Analytical Batch
Run #1 <sup>b</sup>	Y9472.D	2	09/02/11	MT	09/01/11	OP4521	EY453
Run #2							

Run #	Initial Weight	Final Volume
Run #1	10.0 g	1.0 ml
Run #2		

## ABN Full List

CAS No.	Compound	Result	RL	MDL	Units	Q
65-85-0	Benzoic acid	ND	2000	1800	ug/kg	
95-57-8	2-Chlorophenol	ND	2000	1400	ug/kg	
59-50-7	4-Chloro-3-methyl phenol	ND	1000	840	ug/kg	
120-83-2	2,4-Dichlorophenol	ND	1000	280	ug/kg	
105-67-9	2,4-Dimethylphenol	ND	1000	300	ug/kg	
51-28-5	2,4-Dinitrophenol	ND	5000	1700	ug/kg	
534-52-1	4,6-Dinitro-o-cresol	ND	4000	2100	ug/kg	
95-48-7	2-Methylphenol	ND	1000	340	ug/kg	
	3&4-Methylphenol	ND	1000	300	ug/kg	
88-75-5	2-Nitrophenol	ND	1000	260	ug/kg	
100-02-7	4-Nitrophenol	ND	4000	2500	ug/kg	
87-86-5	Pentachlorophenol	ND	1000	840	ug/kg	
108-95-2	Phenol	ND	4000	2600	ug/kg	
95-95-4	2,4,5-Trichlorophenol	ND	1000	240	ug/kg	
88-06-2	2,4,6-Trichlorophenol	ND	1000	320	ug/kg	
83-32-9	Acenaphthene	ND	2000	1000	ug/kg	
208-96-8	Acenaphthylene	ND	1000	400	ug/kg	
62-53-3	Aniline	ND	1000	280	ug/kg	
120-12-7	Anthracene	ND	1000	200	ug/kg	
103-33-3	Azobenzene	ND	1000	340	ug/kg	
92-87-5	Benzidine	ND	5000	1500	ug/kg	
56-55-3	Benzo(a)anthracene	ND	1000	140	ug/kg	
50-32-8	Benzo(a)pyrene	ND	1000	180	ug/kg	
205-99-2	Benzo(b)fluoranthene	ND	1000	120	ug/kg	
191-24-2	Benzo(g,h,i)perylene	ND	1000	300	ug/kg	
207-08-9	Benzo(k)fluoranthene	ND	1000	240	ug/kg	
101-55-3	4-Bromophenyl phenyl ether	ND	1000	300	ug/kg	
85-68-7	Butyl benzyl phthalate	ND	1000	220	ug/kg	
100-51-6	Benzyl Alcohol	ND	2000	320	ug/kg	
91-58-7	2-Chloronaphthalene	ND	1000	360	ug/kg	
106-47-8	4-Chloroaniline	ND	1000	280	ug/kg	
86-74-8	Carbazole	ND	1000	160	ug/kg	

ND = Not detected MDL - Method Detection Limit

RL = Reporting Limit

E = Indicates value exceeds calibration range

J = Indicates an estimated value

B = Indicates analyte found in associated method blank

N = Indicates presumptive evidence of a compound

## Report of Analysis

<b>Client Sample ID:</b>	J22-0.6	<b>Date Sampled:</b>	08/29/11
<b>Lab Sample ID:</b>	C17685-15	<b>Date Received:</b>	08/30/11
<b>Matrix:</b>	SO - Soil	<b>Percent Solids:</b>	n/a <sup>a</sup>
<b>Method:</b>	SW846 8270C SW846 3550B		
<b>Project:</b>	Romic Soil Investigation(Romic EPA) - 2081 Bay Road, East Palo Alto, CA		

## ABN Full List

CAS No.	Compound	Result	RL	MDL	Units	Q
218-01-9	Chrysene	ND	1000	200	ug/kg	
111-91-1	bis(2-Chloroethoxy)methane	ND	1000	360	ug/kg	
111-44-4	bis(2-Chloroethyl)ether	ND	1000	460	ug/kg	
108-60-1	bis(2-Chloroisopropyl)ether	ND	1000	540	ug/kg	
7005-72-3	4-Chlorophenyl phenyl ether	ND	1000	380	ug/kg	
95-50-1	1,2-Dichlorobenzene	ND	1000	320	ug/kg	
541-73-1	1,3-Dichlorobenzene	ND	1000	300	ug/kg	
106-46-7	1,4-Dichlorobenzene	ND	1000	840	ug/kg	
121-14-2	2,4-Dinitrotoluene	ND	1000	920	ug/kg	
606-20-2	2,6-Dinitrotoluene	ND	2000	640	ug/kg	
91-94-1	3,3'-Dichlorobenzidine	ND	5000	280	ug/kg	
53-70-3	Dibenzo(a,h)anthracene	ND	1000	260	ug/kg	
132-64-9	Dibenzofuran	ND	1000	320	ug/kg	
122-39-4	Diphenylamine	ND	1000	240	ug/kg	
84-74-2	Di-n-butyl phthalate	ND	1000	200	ug/kg	
117-84-0	Di-n-octyl phthalate	ND	1000	260	ug/kg	
84-66-2	Diethyl phthalate	ND	1000	340	ug/kg	
131-11-3	Dimethyl phthalate	ND	1000	360	ug/kg	
117-81-7	bis(2-Ethylhexyl)phthalate	ND	1000	440	ug/kg	
206-44-0	Fluoranthene	ND	1000	200	ug/kg	
86-73-7	Fluorene	ND	1000	360	ug/kg	
118-74-1	Hexachlorobenzene	ND	1000	260	ug/kg	
87-68-3	Hexachlorobutadiene	ND	1000	380	ug/kg	
77-47-4	Hexachlorocyclopentadiene	ND	1000	280	ug/kg	
67-72-1	Hexachloroethane	ND	1000	320	ug/kg	
193-39-5	Indeno(1,2,3-cd)pyrene	ND	1000	280	ug/kg	
78-59-1	Isophorone	ND	1000	340	ug/kg	
90-12-0	1-Methylnaphthalene	ND	1000	320	ug/kg	
91-57-6	2-Methylnaphthalene	ND	1000	320	ug/kg	
88-74-4	2-Nitroaniline	ND	1000	240	ug/kg	
99-09-2	3-Nitroaniline	ND	1000	240	ug/kg	
100-01-6	4-Nitroaniline	ND	1000	600	ug/kg	
91-20-3	Naphthalene	ND	1000	340	ug/kg	
98-95-3	Nitrobenzene	ND	1000	320	ug/kg	
62-75-9	N-Nitrosodimethylamine	ND	10000	4400	ug/kg	
621-64-7	N-Nitroso-di-n-propylamine	ND	2000	1100	ug/kg	
85-01-8	Phenanthrene	ND	1000	220	ug/kg	
129-00-0	Pyrene	ND	2000	1400	ug/kg	
110-86-1	Pyridine	ND	4000	440	ug/kg	
120-82-1	1,2,4-Trichlorobenzene	ND	1000	680	ug/kg	

ND = Not detected MDL - Method Detection Limit

RL = Reporting Limit

E = Indicates value exceeds calibration range

J = Indicates an estimated value

B = Indicates analyte found in associated method blank

N = Indicates presumptive evidence of a compound

## Report of Analysis

<b>Client Sample ID:</b>	J22-0.6	<b>Date Sampled:</b>	08/29/11
<b>Lab Sample ID:</b>	C17685-15	<b>Date Received:</b>	08/30/11
<b>Matrix:</b>	SO - Soil	<b>Percent Solids:</b>	n/a <sup>a</sup>
<b>Method:</b>	SW846 8270C SW846 3550B		
<b>Project:</b>	Romic Soil Investigation(Romic EPA) - 2081 Bay Road, East Palo Alto, CA		

## ABN Full List

CAS No.	Surrogate Recoveries	Run# 1	Run# 2	Limits
367-12-4	2-Fluorophenol	42%		20-100%
4165-62-2	Phenol-d5	44%		20-100%
118-79-6	2,4,6-Tribromophenol	88%		30-100%
4165-60-0	Nitrobenzene-d5	42%		20-100%
321-60-8	2-Fluorobiphenyl	45%		20-106%
1718-51-0	Terphenyl-d14	105%		55-130%

(a) All results reported on wet weight basis.

(b) Dilution required due to matrix interference; non-target hydrocarbons.

ND = Not detected MDL - Method Detection Limit

RL = Reporting Limit

E = Indicates value exceeds calibration range

J = Indicates an estimated value

B = Indicates analyte found in associated method blank

N = Indicates presumptive evidence of a compound

## Report of Analysis

<b>Client Sample ID:</b> J22-0.6		<b>Date Sampled:</b> 08/29/11
<b>Lab Sample ID:</b> C17685-15		<b>Date Received:</b> 08/30/11
<b>Matrix:</b> SO - Soil		<b>Percent Solids:</b> n/a <sup>a</sup>
<b>Method:</b> SW846 8015B		
<b>Project:</b> Romic Soil Investigation(Romic EPA) - 2081 Bay Road, East Palo Alto, CA		

Run #	File ID	DF	Analyzed	By	Prep Date	Prep Batch	Analytical Batch
Run #1	JK22533.D	1	09/08/11	TT	n/a	n/a	GJK928
Run #2							

Run #	Initial Weight	Final Volume	Methanol Aliquot
Run #1	5.87 g	5.0 ml	100 ul
Run #2			

**TPH Volatiles**

CAS No.	Compound	Result	RL	MDL	Units	Q
	TPH-GRO (C6-C10)	15.8	4.3	2.1	mg/kg	
CAS No.	Surrogate Recoveries	Run# 1	Run# 2	Limits		
98-08-8	aaa-Trifluorotoluene	95%		60-157%		

(a) All results reported on wet weight basis.

ND = Not detected      MDL - Method Detection Limit  
 RL = Reporting Limit  
 E = Indicates value exceeds calibration range

J = Indicates an estimated value  
 B = Indicates analyte found in associated method blank  
 N = Indicates presumptive evidence of a compound

## Report of Analysis

<b>Client Sample ID:</b>	J22-0.6	<b>Date Sampled:</b>	08/29/11
<b>Lab Sample ID:</b>	C17685-15	<b>Date Received:</b>	08/30/11
<b>Matrix:</b>	SO - Soil	<b>Percent Solids:</b>	n/a <sup>a</sup>
<b>Method:</b>	SW846 8081A SW846 3545A	<b>Project:</b> Romic Soil Investigation(Romic EPA) - 2081 Bay Road, East Palo Alto, CA	

Run #	File ID	DF	Analyzed	By	Prep Date	Prep Batch	Analytical Batch
Run #1	PP21856.D	2	09/06/11	RV	08/31/11	OP4509	GPP727
Run #2							

Run #	Initial Weight	Final Volume
Run #1	10.0 g	10.0 ml
Run #2		

## Pesticide PPL List

CAS No.	Compound	Result	RL	MDL	Units	Q
309-00-2	Aldrin	ND	20	2.4	ug/kg	
319-84-6	alpha-BHC	ND	20	2.2	ug/kg	
319-85-7	beta-BHC	ND	20	4.8	ug/kg	
319-86-8	delta-BHC	ND	20	2.4	ug/kg	
58-89-9	gamma-BHC (Lindane)	ND	20	2.4	ug/kg	
12789-03-6	Chlordane	271	200	200	ug/kg	
60-57-1	Dieldrin	ND	20	3.6	ug/kg	
72-54-8	4,4' -DDD	6.6	20	4.2	ug/kg	J
72-55-9	4,4' -DDE <sup>b</sup>	4.5	20	3.6	ug/kg	J
50-29-3	4,4' -DDT	ND	20	3.0	ug/kg	
72-20-8	Endrin	ND	20	3.6	ug/kg	
7421-93-4	Endrin aldehyde	ND	20	3.6	ug/kg	
959-98-8	Endosulfan-I	ND	20	3.4	ug/kg	
33213-65-9	Endosulfan-II	ND	20	3.6	ug/kg	
1031-07-8	Endosulfan sulfate	ND	20	3.4	ug/kg	
76-44-8	Heptachlor	ND	20	2.8	ug/kg	
1024-57-3	Heptachlor epoxide	ND	20	3.0	ug/kg	
72-43-5	Methoxychlor	ND	20	3.2	ug/kg	
8001-35-2	Toxaphene	ND	200	200	ug/kg	

CAS No.	Surrogate Recoveries	Run# 1	Run# 2	Limits
877-09-8	Tetrachloro-m-xylene	66%		35-132%
877-09-8	Tetrachloro-m-xylene	68%		35-132%
2051-24-3	Decachlorobiphenyl	91%		35-132%
2051-24-3	Decachlorobiphenyl	89%		35-132%

(a) All results reported on wet weight basis.

(b) Quantitation between primary and confirmation differed by > 40% possibly due to matrix interference. Lower value reported.

ND = Not detected MDL - Method Detection Limit

RL = Reporting Limit

E = Indicates value exceeds calibration range

J = Indicates an estimated value

B = Indicates analyte found in associated method blank

N = Indicates presumptive evidence of a compound



## Report of Analysis

<b>Client Sample ID:</b> J22-0.6		<b>Date Sampled:</b> 08/29/11
<b>Lab Sample ID:</b> C17685-15		<b>Date Received:</b> 08/30/11
<b>Matrix:</b> SO - Soil		<b>Percent Solids:</b> n/a <sup>a</sup>
<b>Method:</b> SW846 8082 SW846 3545A		
<b>Project:</b> Romic Soil Investigation(Romic EPA) - 2081 Bay Road, East Palo Alto, CA		

Run #	File ID	DF	Analyzed	By	Prep Date	Prep Batch	Analytical Batch
Run #1 <sup>b</sup>	PP21703.D	3	09/02/11	RV	08/31/11	OP4510	GPP724
Run #2							

Run #	Initial Weight	Final Volume
Run #1	10.0 g	10.0 ml
Run #2		

**PCB List**

CAS No.	Compound	Result	RL	MDL	Units	Q
12674-11-2	Aroclor 1016	ND	300	51	ug/kg	
11104-28-2	Aroclor 1221	ND	300	150	ug/kg	
11141-16-5	Aroclor 1232	ND	300	150	ug/kg	
53469-21-9	Aroclor 1242	ND	300	150	ug/kg	
12672-29-6	Aroclor 1248	ND	300	150	ug/kg	
11097-69-1	Aroclor 1254	ND	300	150	ug/kg	
11096-82-5	Aroclor 1260	ND	300	60	ug/kg	

CAS No.	Surrogate Recoveries	Run# 1	Run# 2	Limits
877-09-8	Tetrachloro-m-xylene	66%		45-108%
877-09-8	Tetrachloro-m-xylene	68%		45-108%
2051-24-3	Decachlorobiphenyl	100%		54-121%
2051-24-3	Decachlorobiphenyl	83%		54-121%

(a) All results reported on wet weight basis.

(b) Reporting limits raised due to high concentration of non-target compounds (hydrocarbons).

ND = Not detected      MDL - Method Detection Limit  
 RL = Reporting Limit  
 E = Indicates value exceeds calibration range

J = Indicates an estimated value  
 B = Indicates analyte found in associated method blank  
 N = Indicates presumptive evidence of a compound

## Report of Analysis

<b>Client Sample ID:</b> J22-0.6	
<b>Lab Sample ID:</b> C17685-15	<b>Date Sampled:</b> 08/29/11
<b>Matrix:</b> SO - Soil	<b>Date Received:</b> 08/30/11
<b>Method:</b> SW846 8015B M SW846 3545A	<b>Percent Solids:</b> n/a <sup>a</sup>
<b>Project:</b> Romc Soil Investigation(Romc EPA) - 2081 Bay Road, East Palo Alto, CA	

	File ID	DF	Analyzed	By	Prep Date	Prep Batch	Analytical Batch
Run #1	HH16584.D	1	09/01/11	JH	08/31/11	OP4501	GHH554
Run #2							

	Initial Weight	Final Volume
Run #1	10.1 g	1.0 ml
Run #2		

### TPH Extractable w/ Silica Gel Cleanup

CAS No.	Compound	Result	RL	MDL	Units	Q
	TPH (C10-C28)	18.7	9.9	5.0	mg/kg	
	TPH (> C28-C40)	74.9	20	9.9	mg/kg	

CAS No.	Surrogate Recoveries	Run# 1	Run# 2	Limits
630-01-3	Hexacosane	66%		45-140%

(a) All results reported on wet weight basis.

ND = Not detected      MDL - Method Detection Limit  
 RL = Reporting Limit  
 E = Indicates value exceeds calibration range

J = Indicates an estimated value  
 B = Indicates analyte found in associated method blank  
 N = Indicates presumptive evidence of a compound

## Report of Analysis

<b>Client Sample ID:</b> J22-0.6	<b>Date Sampled:</b> 08/29/11
<b>Lab Sample ID:</b> C17685-15	<b>Date Received:</b> 08/30/11
<b>Matrix:</b> SO - Soil	<b>Percent Solids:</b> n/a <sup>a</sup>
<b>Project:</b> Romic Soil Investigation(Romic EPA) - 2081 Bay Road, East Palo Alto, CA	

### Metals Analysis

Analyte	Result	RL	Units	DF	Prep	Analyzed By	Method	Prep Method
Antimony	2.2	1.8	mg/kg	1	08/31/11	08/31/11 RS	SW846 6010B <sup>1</sup>	SW846 3050B <sup>3</sup>
Arsenic	3.8	1.8	mg/kg	1	08/31/11	08/31/11 RS	SW846 6010B <sup>1</sup>	SW846 3050B <sup>3</sup>
Barium	122	18	mg/kg	1	08/31/11	08/31/11 RS	SW846 6010B <sup>1</sup>	SW846 3050B <sup>3</sup>
Beryllium	< 0.89	0.89	mg/kg	1	08/31/11	08/31/11 RS	SW846 6010B <sup>1</sup>	SW846 3050B <sup>3</sup>
Cadmium	< 0.89	0.89	mg/kg	1	08/31/11	08/31/11 RS	SW846 6010B <sup>1</sup>	SW846 3050B <sup>3</sup>
Chromium	46.4	0.89	mg/kg	1	08/31/11	08/31/11 RS	SW846 6010B <sup>1</sup>	SW846 3050B <sup>3</sup>
Cobalt	11.5	0.89	mg/kg	1	08/31/11	08/31/11 RS	SW846 6010B <sup>1</sup>	SW846 3050B <sup>3</sup>
Copper	29.5	2.2	mg/kg	1	08/31/11	08/31/11 RS	SW846 6010B <sup>1</sup>	SW846 3050B <sup>3</sup>
Lead	13.3	1.8	mg/kg	1	08/31/11	08/31/11 RS	SW846 6010B <sup>1</sup>	SW846 3050B <sup>3</sup>
Mercury	0.066	0.042	mg/kg	1	09/07/11	09/08/11 RW	SW846 7471A <sup>2</sup>	SW846 7471A <sup>4</sup>
Molybdenum	< 1.8	1.8	mg/kg	1	08/31/11	08/31/11 RS	SW846 6010B <sup>1</sup>	SW846 3050B <sup>3</sup>
Nickel	40.6	0.89	mg/kg	1	08/31/11	08/31/11 RS	SW846 6010B <sup>1</sup>	SW846 3050B <sup>3</sup>
Selenium	< 1.8	1.8	mg/kg	1	08/31/11	08/31/11 RS	SW846 6010B <sup>1</sup>	SW846 3050B <sup>3</sup>
Silver	< 0.89	0.89	mg/kg	1	08/31/11	08/31/11 RS	SW846 6010B <sup>1</sup>	SW846 3050B <sup>3</sup>
Thallium	< 1.8	1.8	mg/kg	1	08/31/11	08/31/11 RS	SW846 6010B <sup>1</sup>	SW846 3050B <sup>3</sup>
Vanadium	53.3	0.89	mg/kg	1	08/31/11	08/31/11 RS	SW846 6010B <sup>1</sup>	SW846 3050B <sup>3</sup>
Zinc	56.4	1.8	mg/kg	1	08/31/11	08/31/11 RS	SW846 6010B <sup>1</sup>	SW846 3050B <sup>3</sup>

- (1) Instrument QC Batch: MA2071
- (2) Instrument QC Batch: MA2081
- (3) Prep QC Batch: MP3905
- (4) Prep QC Batch: MP3945

(a) All results reported on wet weight basis.

RL = Reporting Limit

## Report of Analysis

<b>Client Sample ID:</b>	J22-5.0	<b>Date Sampled:</b>	08/29/11
<b>Lab Sample ID:</b>	C17685-16	<b>Date Received:</b>	08/30/11
<b>Matrix:</b>	SO - Soil	<b>Percent Solids:</b>	n/a <sup>a</sup>
<b>Method:</b>	SW846 8260B	<b>Project:</b> Romic Soil Investigation(Romic EPA) - 2081 Bay Road, East Palo Alto, CA	

Run #1	File ID	DF	Analyzed	By	Prep Date	Prep Batch	Analytical Batch
Run #1	M27236.D	1	09/05/11	XB	n/a	n/a	VM864
Run #2							

Run #1	Initial Weight	Final Volume	Methanol Aliquot
Run #1	6.60 g	5.0 ml	4.0 ul
Run #2			

## VOA 8260 List

CAS No.	Compound	Result	RL	MDL	Units	Q
67-64-1	Acetone	24600	95000	19000	ug/kg	J
71-43-2	Benzene	ND	4700	1400	ug/kg	
108-86-1	Bromobenzene	ND	4700	1400	ug/kg	
74-97-5	Bromochloromethane	ND	4700	1400	ug/kg	
75-27-4	Bromodichloromethane	ND	4700	950	ug/kg	
75-25-2	Bromoform	ND	4700	950	ug/kg	
104-51-8	n-Butylbenzene	3980	4700	1400	ug/kg	J
135-98-8	sec-Butylbenzene	ND	4700	1400	ug/kg	
98-06-6	tert-Butylbenzene	ND	4700	1400	ug/kg	
108-90-7	Chlorobenzene	ND	4700	1400	ug/kg	
75-00-3	Chloroethane	ND	4700	1400	ug/kg	
67-66-3	Chloroform	1530	4700	1400	ug/kg	J
95-49-8	o-Chlorotoluene	ND	4700	1400	ug/kg	
106-43-4	p-Chlorotoluene	ND	4700	1400	ug/kg	
56-23-5	Carbon tetrachloride	ND	4700	950	ug/kg	
75-34-3	1,1-Dichloroethane	1270	4700	950	ug/kg	J
75-35-4	1,1-Dichloroethylene	ND	4700	1400	ug/kg	
563-58-6	1,1-Dichloropropene	ND	4700	1400	ug/kg	
96-12-8	1,2-Dibromo-3-chloropropane	ND	4700	950	ug/kg	
106-93-4	1,2-Dibromoethane	ND	4700	950	ug/kg	
107-06-2	1,2-Dichloroethane	ND	4700	1400	ug/kg	
78-87-5	1,2-Dichloropropane	ND	4700	1400	ug/kg	
142-28-9	1,3-Dichloropropane	ND	4700	1400	ug/kg	
108-20-3	Di-Isopropyl ether	ND	4700	1400	ug/kg	
594-20-7	2,2-Dichloropropane	ND	4700	1400	ug/kg	
124-48-1	Dibromochloromethane	ND	4700	950	ug/kg	
75-71-8	Dichlorodifluoromethane	ND	4700	950	ug/kg	
156-59-2	cis-1,2-Dichloroethylene	7420	4700	1400	ug/kg	
10061-01-5	cis-1,3-Dichloropropene	ND	4700	1400	ug/kg	
541-73-1	m-Dichlorobenzene	ND	4700	1400	ug/kg	
95-50-1	o-Dichlorobenzene	ND	4700	1400	ug/kg	
106-46-7	p-Dichlorobenzene	ND	4700	1400	ug/kg	

ND = Not detected MDL - Method Detection Limit

RL = Reporting Limit

E = Indicates value exceeds calibration range

J = Indicates an estimated value

B = Indicates analyte found in associated method blank

N = Indicates presumptive evidence of a compound

## Report of Analysis

<b>Client Sample ID:</b>	J22-5.0	<b>Date Sampled:</b>	08/29/11
<b>Lab Sample ID:</b>	C17685-16	<b>Date Received:</b>	08/30/11
<b>Matrix:</b>	SO - Soil	<b>Percent Solids:</b>	n/a <sup>a</sup>
<b>Method:</b>	SW846 8260B	<b>Project:</b> Romc Soil Investigation(Romc EPA) - 2081 Bay Road,East Palo Alto,CA	

## VOA 8260 List

CAS No.	Compound	Result	RL	MDL	Units	Q
156-60-5	trans-1,2-Dichloroethylene	ND	4700	1400	ug/kg	
10061-02-6	trans-1,3-Dichloropropene	ND	4700	1400	ug/kg	
100-41-4	Ethylbenzene	28700	4700	1400	ug/kg	
637-92-3	Ethyl tert-Butyl Ether	ND	4700	1400	ug/kg	
591-78-6	2-Hexanone	ND	38000	4700	ug/kg	
87-68-3	Hexachlorobutadiene	ND	4700	950	ug/kg	
98-82-8	Isopropylbenzene	1700	4700	1400	ug/kg	J
99-87-6	p-Isopropyltoluene	ND	4700	1400	ug/kg	
108-10-1	4-Methyl-2-pentanone	29700	38000	14000	ug/kg	J
74-83-9	Methyl bromide	ND	4700	2400	ug/kg	
74-87-3	Methyl chloride	ND	4700	1400	ug/kg	
74-95-3	Methylene bromide	ND	4700	2400	ug/kg	
75-09-2	Methylene chloride	ND	24000	15000	ug/kg	
78-93-3	Methyl ethyl ketone	23200	38000	11000	ug/kg	J
1634-04-4	Methyl Tert Butyl Ether	ND	4700	950	ug/kg	
91-20-3	Naphthalene	10200	4700	1400	ug/kg	
103-65-1	n-Propylbenzene	3750	4700	1400	ug/kg	J
100-42-5	Styrene	ND	4700	950	ug/kg	
994-05-8	Tert-Amyl Methyl Ether	ND	4700	1100	ug/kg	
75-65-0	Tert Butyl Alcohol	ND	38000	9500	ug/kg	
630-20-6	1,1,1,2-Tetrachloroethane	ND	4700	950	ug/kg	
71-55-6	1,1,1-Trichloroethane	1650	4700	1400	ug/kg	J
79-34-5	1,1,2,2-Tetrachloroethane	ND	4700	950	ug/kg	
79-00-5	1,1,2-Trichloroethane	ND	4700	950	ug/kg	
87-61-6	1,2,3-Trichlorobenzene	ND	4700	1400	ug/kg	
96-18-4	1,2,3-Trichloropropane	ND	4700	1400	ug/kg	
120-82-1	1,2,4-Trichlorobenzene	ND	4700	1400	ug/kg	
95-63-6	1,2,4-Trimethylbenzene	25600	4700	1400	ug/kg	
108-67-8	1,3,5-Trimethylbenzene	7370	4700	1400	ug/kg	
127-18-4	Tetrachloroethylene	37900	4700	3300	ug/kg	
108-88-3	Toluene	47700	4700	1400	ug/kg	
79-01-6	Trichloroethylene	7470	4700	950	ug/kg	
75-69-4	Trichlorofluoromethane	ND	4700	1100	ug/kg	
75-01-4	Vinyl chloride	ND	4700	2400	ug/kg	
1330-20-7	Xylene (total)	126000	9500	3800	ug/kg	

CAS No.	Surrogate Recoveries	Run# 1	Run# 2	Limits
1868-53-7	Dibromofluoromethane	95%		60-130%
2037-26-5	Toluene-D8	99%		60-130%

ND = Not detected MDL - Method Detection Limit

RL = Reporting Limit

E = Indicates value exceeds calibration range

J = Indicates an estimated value

B = Indicates analyte found in associated method blank

N = Indicates presumptive evidence of a compound

## Report of Analysis

<b>Client Sample ID:</b> J22-5.0	
<b>Lab Sample ID:</b> C17685-16	<b>Date Sampled:</b> 08/29/11
<b>Matrix:</b> SO - Soil	<b>Date Received:</b> 08/30/11
<b>Method:</b> SW846 8260B	<b>Percent Solids:</b> n/a <sup>a</sup>
<b>Project:</b> Romic Soil Investigation(Romic EPA) - 2081 Bay Road, East Palo Alto, CA	

### VOA 8260 List

CAS No.	Surrogate Recoveries	Run# 1	Run# 2	Limits
460-00-4	4-Bromofluorobenzene	99%		60-130%

(a) All results reported on wet weight basis.

ND = Not detected      MDL - Method Detection Limit  
 RL = Reporting Limit  
 E = Indicates value exceeds calibration range

J = Indicates an estimated value  
 B = Indicates analyte found in associated method blank  
 N = Indicates presumptive evidence of a compound

## Report of Analysis

<b>Client Sample ID:</b>	J22-5.0	<b>Date Sampled:</b>	08/29/11
<b>Lab Sample ID:</b>	C17685-16	<b>Date Received:</b>	08/30/11
<b>Matrix:</b>	SO - Soil	<b>Percent Solids:</b>	n/a <sup>a</sup>
<b>Method:</b>	SW846 8270C SW846 3550B	<b>Project:</b> Romic Soil Investigation(Romic EPA) - 2081 Bay Road, East Palo Alto, CA	

Run #1	File ID	DF	Analyzed	By	Prep Date	Prep Batch	Analytical Batch
Run #1	Y9473.D	10	09/02/11	MT	09/01/11	OP4521	EY453
Run #2							

Run #1	Initial Weight	Final Volume
Run #1	10.0 g	1.0 ml
Run #2		

## ABN Full List

CAS No.	Compound	Result	RL	MDL	Units	Q
65-85-0	Benzoic acid	ND	10000	8900	ug/kg	
95-57-8	2-Chlorophenol	ND	10000	6800	ug/kg	
59-50-7	4-Chloro-3-methyl phenol	ND	5000	4200	ug/kg	
120-83-2	2,4-Dichlorophenol	ND	5000	1400	ug/kg	
105-67-9	2,4-Dimethylphenol	ND	5000	1500	ug/kg	
51-28-5	2,4-Dinitrophenol	ND	25000	8500	ug/kg	
534-52-1	4,6-Dinitro-o-cresol	ND	20000	10000	ug/kg	
95-48-7	2-Methylphenol	ND	5000	1700	ug/kg	
	3&4-Methylphenol	ND	5000	1500	ug/kg	
88-75-5	2-Nitrophenol	ND	5000	1300	ug/kg	
100-02-7	4-Nitrophenol	ND	20000	12000	ug/kg	
87-86-5	Pentachlorophenol	ND	5000	4200	ug/kg	
108-95-2	Phenol	ND	20000	13000	ug/kg	
95-95-4	2,4,5-Trichlorophenol	ND	5000	1200	ug/kg	
88-06-2	2,4,6-Trichlorophenol	ND	5000	1600	ug/kg	
83-32-9	Acenaphthene	ND	10000	5000	ug/kg	
208-96-8	Acenaphthylene	ND	5000	2000	ug/kg	
62-53-3	Aniline	ND	5000	1400	ug/kg	
120-12-7	Anthracene	ND	5000	1000	ug/kg	
103-33-3	Azobenzene	ND	5000	1700	ug/kg	
92-87-5	Benzidine	ND	25000	7300	ug/kg	
56-55-3	Benzo(a)anthracene	ND	5000	700	ug/kg	
50-32-8	Benzo(a)pyrene	ND	5000	900	ug/kg	
205-99-2	Benzo(b)fluoranthene	ND	5000	600	ug/kg	
191-24-2	Benzo(g,h,i)perylene	ND	5000	1500	ug/kg	
207-08-9	Benzo(k)fluoranthene	ND	5000	1200	ug/kg	
101-55-3	4-Bromophenyl phenyl ether	ND	5000	1500	ug/kg	
85-68-7	Butyl benzyl phthalate	8870	5000	1100	ug/kg	
100-51-6	Benzyl Alcohol	ND	10000	1600	ug/kg	
91-58-7	2-Chloronaphthalene	ND	5000	1800	ug/kg	
106-47-8	4-Chloroaniline	ND	5000	1400	ug/kg	
86-74-8	Carbazole	ND	5000	800	ug/kg	

ND = Not detected MDL - Method Detection Limit

RL = Reporting Limit

E = Indicates value exceeds calibration range

J = Indicates an estimated value

B = Indicates analyte found in associated method blank

N = Indicates presumptive evidence of a compound

## Report of Analysis

<b>Client Sample ID:</b>	J22-5.0	<b>Date Sampled:</b>	08/29/11
<b>Lab Sample ID:</b>	C17685-16	<b>Date Received:</b>	08/30/11
<b>Matrix:</b>	SO - Soil	<b>Percent Solids:</b>	n/a <sup>a</sup>
<b>Method:</b>	SW846 8270C SW846 3550B		
<b>Project:</b>	Romic Soil Investigation(Romic EPA) - 2081 Bay Road, East Palo Alto, CA		

## ABN Full List

CAS No.	Compound	Result	RL	MDL	Units	Q
218-01-9	Chrysene	ND	5000	1000	ug/kg	
111-91-1	bis(2-Chloroethoxy)methane	ND	5000	1800	ug/kg	
111-44-4	bis(2-Chloroethyl)ether	ND	5000	2300	ug/kg	
108-60-1	bis(2-Chloroisopropyl)ether	ND	5000	2700	ug/kg	
7005-72-3	4-Chlorophenyl phenyl ether	ND	5000	1900	ug/kg	
95-50-1	1,2-Dichlorobenzene	ND	5000	1600	ug/kg	
541-73-1	1,3-Dichlorobenzene	ND	5000	1500	ug/kg	
106-46-7	1,4-Dichlorobenzene	ND	5000	4200	ug/kg	
121-14-2	2,4-Dinitrotoluene	ND	5000	4600	ug/kg	
606-20-2	2,6-Dinitrotoluene	ND	10000	3200	ug/kg	
91-94-1	3,3'-Dichlorobenzidine	ND	25000	1400	ug/kg	
53-70-3	Dibenzo(a,h)anthracene	ND	5000	1300	ug/kg	
132-64-9	Dibenzofuran	ND	5000	1600	ug/kg	
122-39-4	Diphenylamine	ND	5000	1200	ug/kg	
84-74-2	Di-n-butyl phthalate	2990	5000	1000	ug/kg	J
117-84-0	Di-n-octyl phthalate	8000	5000	1300	ug/kg	
84-66-2	Diethyl phthalate	ND	5000	1700	ug/kg	
131-11-3	Dimethyl phthalate	ND	5000	1800	ug/kg	
117-81-7	bis(2-Ethylhexyl)phthalate	61600	5000	2200	ug/kg	
206-44-0	Fluoranthene	ND	5000	1000	ug/kg	
86-73-7	Fluorene	ND	5000	1800	ug/kg	
118-74-1	Hexachlorobenzene	2420	5000	1300	ug/kg	J
87-68-3	Hexachlorobutadiene	ND	5000	1900	ug/kg	
77-47-4	Hexachlorocyclopentadiene	ND	5000	1400	ug/kg	
67-72-1	Hexachloroethane	ND	5000	1600	ug/kg	
193-39-5	Indeno(1,2,3-cd)pyrene	ND	5000	1400	ug/kg	
78-59-1	Isophorone	ND	5000	1700	ug/kg	
90-12-0	1-Methylnaphthalene	4320	5000	1600	ug/kg	J
91-57-6	2-Methylnaphthalene	8370	5000	1600	ug/kg	
88-74-4	2-Nitroaniline	ND	5000	1200	ug/kg	
99-09-2	3-Nitroaniline	ND	5000	1200	ug/kg	
100-01-6	4-Nitroaniline	ND	5000	3000	ug/kg	
91-20-3	Naphthalene	8340	5000	1700	ug/kg	
98-95-3	Nitrobenzene	ND	5000	1600	ug/kg	
62-75-9	N-Nitrosodimethylamine	ND	50000	22000	ug/kg	
621-64-7	N-Nitroso-di-n-propylamine	ND	10000	5500	ug/kg	
85-01-8	Phenanthrene	ND	5000	1100	ug/kg	
129-00-0	Pyrene	ND	10000	6800	ug/kg	
110-86-1	Pyridine	ND	20000	2200	ug/kg	
120-82-1	1,2,4-Trichlorobenzene	ND	5000	3400	ug/kg	

ND = Not detected MDL - Method Detection Limit

RL = Reporting Limit

E = Indicates value exceeds calibration range

J = Indicates an estimated value

B = Indicates analyte found in associated method blank

N = Indicates presumptive evidence of a compound



## Report of Analysis

<b>Client Sample ID:</b>	J22-5.0	<b>Date Sampled:</b>	08/29/11
<b>Lab Sample ID:</b>	C17685-16	<b>Date Received:</b>	08/30/11
<b>Matrix:</b>	SO - Soil	<b>Percent Solids:</b>	n/a <sup>a</sup>
<b>Method:</b>	SW846 8270C SW846 3550B		
<b>Project:</b>	Romic Soil Investigation(Romic EPA) - 2081 Bay Road, East Palo Alto, CA		

**ABN Full List**

CAS No.	Surrogate Recoveries	Run# 1	Run# 2	Limits
367-12-4	2-Fluorophenol	31%		20-100%
4165-62-2	Phenol-d5	45%		20-100%
118-79-6	2,4,6-Tribromophenol	82%		30-100%
4165-60-0	Nitrobenzene-d5	41%		20-100%
321-60-8	2-Fluorobiphenyl	48%		20-106%
1718-51-0	Terphenyl-d14	101%		55-130%

(a) All results reported on wet weight basis.

ND = Not detected      MDL - Method Detection Limit  
 RL = Reporting Limit  
 E = Indicates value exceeds calibration range

J = Indicates an estimated value  
 B = Indicates analyte found in associated method blank  
 N = Indicates presumptive evidence of a compound

## Report of Analysis

<b>Client Sample ID:</b> J22-5.0	
<b>Lab Sample ID:</b> C17685-16	<b>Date Sampled:</b> 08/29/11
<b>Matrix:</b> SO - Soil	<b>Date Received:</b> 08/30/11
<b>Method:</b> SW846 8015B	<b>Percent Solids:</b> n/a <sup>a</sup>
<b>Project:</b> Romic Soil Investigation(Romic EPA) - 2081 Bay Road, East Palo Alto, CA	

Run #	File ID	DF	Analyzed	By	Prep Date	Prep Batch	Analytical Batch
Run #1	JK22534.D	1	09/08/11	TT	n/a	n/a	GJK928
Run #2							

Run #	Initial Weight	Final Volume	Methanol Aliquot
Run #1	6.60 g	5.0 ml	2.0 ul
Run #2			

### TPH Volatiles

CAS No.	Compound	Result	RL	MDL	Units	Q
	TPH-GRO (C6-C10)	956	190	95	mg/kg	
CAS No.	Surrogate Recoveries	Run# 1	Run# 2	Limits		
98-08-8	aaa-Trifluorotoluene	93%		60-157%		

(a) All results reported on wet weight basis.

ND = Not detected      MDL - Method Detection Limit  
 RL = Reporting Limit  
 E = Indicates value exceeds calibration range

J = Indicates an estimated value  
 B = Indicates analyte found in associated method blank  
 N = Indicates presumptive evidence of a compound

## Report of Analysis

<b>Client Sample ID:</b> J22-5.0		<b>Date Sampled:</b> 08/29/11
<b>Lab Sample ID:</b> C17685-16		<b>Date Received:</b> 08/30/11
<b>Matrix:</b> SO - Soil		<b>Percent Solids:</b> n/a <sup>a</sup>
<b>Method:</b> SW846 8081A SW846 3545A		
<b>Project:</b> Romc Soil Investigation(Romc EPA) - 2081 Bay Road, East Palo Alto, CA		

Run #1	File ID	DF	Analyzed	By	Prep Date	Prep Batch	Analytical Batch
Run #1	PP21855.D	10	09/06/11	RV	08/31/11	OP4509	GPP727
Run #2							

Run #1	Initial Weight	Final Volume
Run #1	10.0 g	10.0 ml
Run #2		

**Pesticide PPL List**

CAS No.	Compound	Result	RL	MDL	Units	Q
309-00-2	Aldrin	ND	100	12	ug/kg	
319-84-6	alpha-BHC	ND	100	11	ug/kg	
319-85-7	beta-BHC	ND	100	24	ug/kg	
319-86-8	delta-BHC	ND	100	12	ug/kg	
58-89-9	gamma-BHC (Lindane)	ND	100	12	ug/kg	
12789-03-6	Chlordane	ND	1000	1000	ug/kg	
60-57-1	Dieldrin	ND	100	18	ug/kg	
72-54-8	4,4'-DDD	ND	100	21	ug/kg	
72-55-9	4,4'-DDE <sup>b</sup>	23.0	100	18	ug/kg	J
50-29-3	4,4'-DDT	ND	100	15	ug/kg	
72-20-8	Endrin	ND	100	18	ug/kg	
7421-93-4	Endrin aldehyde	ND	100	18	ug/kg	
959-98-8	Endosulfan-I	ND	100	17	ug/kg	
33213-65-9	Endosulfan-II	ND	100	18	ug/kg	
1031-07-8	Endosulfan sulfate	ND	100	17	ug/kg	
76-44-8	Heptachlor	ND	100	14	ug/kg	
1024-57-3	Heptachlor epoxide	ND	100	15	ug/kg	
72-43-5	Methoxychlor	ND	100	16	ug/kg	
8001-35-2	Toxaphene	ND	1000	1000	ug/kg	

CAS No.	Surrogate Recoveries	Run# 1	Run# 2	Limits
877-09-8	Tetrachloro-m-xylene	95%		35-132%
877-09-8	Tetrachloro-m-xylene	82%		35-132%
2051-24-3	Decachlorobiphenyl	105%		35-132%
2051-24-3	Decachlorobiphenyl	81%		35-132%

(a) All results reported on wet weight basis.

(b) Quantitation between primary and confirmation differed by > 40% possibly due to matrix interference. Lower value reported.

ND = Not detected      MDL - Method Detection Limit  
 RL = Reporting Limit  
 E = Indicates value exceeds calibration range

J = Indicates an estimated value  
 B = Indicates analyte found in associated method blank  
 N = Indicates presumptive evidence of a compound

## Report of Analysis

<b>Client Sample ID:</b> J22-5.0	
<b>Lab Sample ID:</b> C17685-16	<b>Date Sampled:</b> 08/29/11
<b>Matrix:</b> SO - Soil	<b>Date Received:</b> 08/30/11
<b>Method:</b> SW846 8082 SW846 3545A	<b>Percent Solids:</b> n/a <sup>a</sup>
<b>Project:</b> Romic Soil Investigation(Romic EPA) - 2081 Bay Road, East Palo Alto, CA	

Run #1	File ID	DF	Analyzed	By	Prep Date	Prep Batch	Analytical Batch
Run #1	PP21704.D	5	09/02/11	RV	08/31/11	OP4510	GPP724
Run #2							

Run #1	Initial Weight	Final Volume
Run #1	10.0 g	10.0 ml
Run #2		

### PCB List

CAS No.	Compound	Result	RL	MDL	Units	Q
12674-11-2	Aroclor 1016	ND	500	85	ug/kg	
11104-28-2	Aroclor 1221	ND	500	250	ug/kg	
11141-16-5	Aroclor 1232	ND	500	250	ug/kg	
53469-21-9	Aroclor 1242	ND	500	250	ug/kg	
12672-29-6	Aroclor 1248	ND	500	250	ug/kg	
11097-69-1	Aroclor 1254 <sup>b</sup>	1120	500	250	ug/kg	
11096-82-5	Aroclor 1260 <sup>b</sup>	552	500	100	ug/kg	

CAS No.	Surrogate Recoveries	Run# 1	Run# 2	Limits
877-09-8	Tetrachloro-m-xylene	78%		45-108%
877-09-8	Tetrachloro-m-xylene	62%		45-108%
2051-24-3	Decachlorobiphenyl	85%		54-121%
2051-24-3	Decachlorobiphenyl	81%		54-121%

(a) All results reported on wet weight basis.

(b) Estimated value due to the presence of multiple overlapping Aroclor patterns.

ND = Not detected      MDL - Method Detection Limit  
 RL = Reporting Limit  
 E = Indicates value exceeds calibration range

J = Indicates an estimated value  
 B = Indicates analyte found in associated method blank  
 N = Indicates presumptive evidence of a compound

## Report of Analysis

<b>Client Sample ID:</b> J22-5.0	
<b>Lab Sample ID:</b> C17685-16	<b>Date Sampled:</b> 08/29/11
<b>Matrix:</b> SO - Soil	<b>Date Received:</b> 08/30/11
<b>Method:</b> SW846 8015B M SW846 3545A	<b>Percent Solids:</b> n/a <sup>a</sup>
<b>Project:</b> Romic Soil Investigation(Romic EPA) - 2081 Bay Road, East Palo Alto, CA	

	File ID	DF	Analyzed	By	Prep Date	Prep Batch	Analytical Batch
Run #1	HH16583.D	10	09/01/11	JH	08/31/11	OP4501	GHH554
Run #2							

	Initial Weight	Final Volume
Run #1	10.0 g	1.0 ml
Run #2		

### TPH Extractable w/ Silica Gel Cleanup

CAS No.	Compound	Result	RL	MDL	Units	Q
	TPH (C10-C28)	653	100	50	mg/kg	
	TPH (> C28-C40)	393	200	100	mg/kg	

CAS No.	Surrogate Recoveries	Run# 1	Run# 2	Limits
630-01-3	Hexacosane	76%		45-140%

(a) All results reported on wet weight basis.

ND = Not detected      MDL - Method Detection Limit  
 RL = Reporting Limit  
 E = Indicates value exceeds calibration range

J = Indicates an estimated value  
 B = Indicates analyte found in associated method blank  
 N = Indicates presumptive evidence of a compound

## Report of Analysis

<b>Client Sample ID:</b>	J22-5.0	<b>Date Sampled:</b>	08/29/11
<b>Lab Sample ID:</b>	C17685-16	<b>Date Received:</b>	08/30/11
<b>Matrix:</b>	SO - Soil	<b>Percent Solids:</b>	n/a <sup>a</sup>
<b>Project:</b>	Romic Soil Investigation(Romic EPA) - 2081 Bay Road,East Palo Alto,CA		

## Metals Analysis

Analyte	Result	RL	Units	DF	Prep	Analyzed By	Method	Prep Method
Antimony	< 1.8	1.8	mg/kg	1	08/31/11	08/31/11 RS	SW846 6010B <sup>1</sup>	SW846 3050B <sup>3</sup>
Arsenic	3.9	1.8	mg/kg	1	08/31/11	08/31/11 RS	SW846 6010B <sup>1</sup>	SW846 3050B <sup>3</sup>
Barium	117	18	mg/kg	1	08/31/11	08/31/11 RS	SW846 6010B <sup>1</sup>	SW846 3050B <sup>3</sup>
Beryllium	< 0.88	0.88	mg/kg	1	08/31/11	08/31/11 RS	SW846 6010B <sup>1</sup>	SW846 3050B <sup>3</sup>
Cadmium	< 0.88	0.88	mg/kg	1	08/31/11	08/31/11 RS	SW846 6010B <sup>1</sup>	SW846 3050B <sup>3</sup>
Chromium	41.8	0.88	mg/kg	1	08/31/11	08/31/11 RS	SW846 6010B <sup>1</sup>	SW846 3050B <sup>3</sup>
Cobalt	9.0	0.88	mg/kg	1	08/31/11	08/31/11 RS	SW846 6010B <sup>1</sup>	SW846 3050B <sup>3</sup>
Copper	30.5	2.2	mg/kg	1	08/31/11	08/31/11 RS	SW846 6010B <sup>1</sup>	SW846 3050B <sup>3</sup>
Lead	9.5	1.8	mg/kg	1	08/31/11	08/31/11 RS	SW846 6010B <sup>1</sup>	SW846 3050B <sup>3</sup>
Mercury	< 0.040	0.040	mg/kg	1	09/07/11	09/08/11 RW	SW846 7471A <sup>2</sup>	SW846 7471A <sup>4</sup>
Molybdenum	< 1.8	1.8	mg/kg	1	08/31/11	08/31/11 RS	SW846 6010B <sup>1</sup>	SW846 3050B <sup>3</sup>
Nickel	37.1	0.88	mg/kg	1	08/31/11	08/31/11 RS	SW846 6010B <sup>1</sup>	SW846 3050B <sup>3</sup>
Selenium	< 1.8	1.8	mg/kg	1	08/31/11	08/31/11 RS	SW846 6010B <sup>1</sup>	SW846 3050B <sup>3</sup>
Silver	< 0.88	0.88	mg/kg	1	08/31/11	08/31/11 RS	SW846 6010B <sup>1</sup>	SW846 3050B <sup>3</sup>
Thallium	< 1.8	1.8	mg/kg	1	08/31/11	08/31/11 RS	SW846 6010B <sup>1</sup>	SW846 3050B <sup>3</sup>
Vanadium	47.1	0.88	mg/kg	1	08/31/11	08/31/11 RS	SW846 6010B <sup>1</sup>	SW846 3050B <sup>3</sup>
Zinc	52.2	1.8	mg/kg	1	08/31/11	08/31/11 RS	SW846 6010B <sup>1</sup>	SW846 3050B <sup>3</sup>

(1) Instrument QC Batch: MA2071

(2) Instrument QC Batch: MA2081

(3) Prep QC Batch: MP3905

(4) Prep QC Batch: MP3945

(a) All results reported on wet weight basis.

RL = Reporting Limit

## Report of Analysis

<b>Client Sample ID:</b>	J22-8.6	<b>Date Sampled:</b>	08/29/11
<b>Lab Sample ID:</b>	C17685-17	<b>Date Received:</b>	08/30/11
<b>Matrix:</b>	SO - Soil	<b>Percent Solids:</b>	n/a <sup>a</sup>
<b>Method:</b>	SW846 8260B	<b>Project:</b> Romic Soil Investigation(Romic EPA) - 2081 Bay Road, East Palo Alto, CA	

Run #1	File ID	DF	Analyzed	By	Prep Date	Prep Batch	Analytical Batch
Run #1	M27237.D	1	09/05/11	XB	n/a	n/a	VM864
Run #2							

Run #1	Initial Weight	Final Volume	Methanol Aliquot
Run #1	5.83 g	5.0 ml	10.0 ul
Run #2			

## VOA 8260 List

CAS No.	Compound	Result	RL	MDL	Units	Q
67-64-1	Acetone	93200	43000	8600	ug/kg	
71-43-2	Benzene	ND	2100	640	ug/kg	
108-86-1	Bromobenzene	ND	2100	640	ug/kg	
74-97-5	Bromochloromethane	ND	2100	640	ug/kg	
75-27-4	Bromodichloromethane	ND	2100	430	ug/kg	
75-25-2	Bromoform	ND	2100	430	ug/kg	
104-51-8	n-Butylbenzene	ND	2100	640	ug/kg	
135-98-8	sec-Butylbenzene	ND	2100	640	ug/kg	
98-06-6	tert-Butylbenzene	ND	2100	640	ug/kg	
108-90-7	Chlorobenzene	1320	2100	640	ug/kg	J
75-00-3	Chloroethane	ND	2100	640	ug/kg	
67-66-3	Chloroform	ND	2100	640	ug/kg	
95-49-8	o-Chlorotoluene	ND	2100	640	ug/kg	
106-43-4	p-Chlorotoluene	ND	2100	640	ug/kg	
56-23-5	Carbon tetrachloride	ND	2100	430	ug/kg	
75-34-3	1,1-Dichloroethane	702	2100	430	ug/kg	J
75-35-4	1,1-Dichloroethylene	1990	2100	640	ug/kg	J
563-58-6	1,1-Dichloropropene	ND	2100	640	ug/kg	
96-12-8	1,2-Dibromo-3-chloropropane	ND	2100	430	ug/kg	
106-93-4	1,2-Dibromoethane	ND	2100	430	ug/kg	
107-06-2	1,2-Dichloroethane	4870	2100	640	ug/kg	
78-87-5	1,2-Dichloropropane	ND	2100	640	ug/kg	
142-28-9	1,3-Dichloropropane	ND	2100	640	ug/kg	
108-20-3	Di-Isopropyl ether	ND	2100	640	ug/kg	
594-20-7	2,2-Dichloropropane	ND	2100	640	ug/kg	
124-48-1	Dibromochloromethane	ND	2100	430	ug/kg	
75-71-8	Dichlorodifluoromethane	ND	2100	430	ug/kg	
156-59-2	cis-1,2-Dichloroethylene	14300	2100	640	ug/kg	
10061-01-5	cis-1,3-Dichloropropene	ND	2100	640	ug/kg	
541-73-1	m-Dichlorobenzene	ND	2100	640	ug/kg	
95-50-1	o-Dichlorobenzene	ND	2100	640	ug/kg	
106-46-7	p-Dichlorobenzene	ND	2100	640	ug/kg	

ND = Not detected MDL - Method Detection Limit

RL = Reporting Limit

E = Indicates value exceeds calibration range

J = Indicates an estimated value

B = Indicates analyte found in associated method blank

N = Indicates presumptive evidence of a compound

## Report of Analysis

<b>Client Sample ID:</b>	J22-8.6	<b>Date Sampled:</b>	08/29/11
<b>Lab Sample ID:</b>	C17685-17	<b>Date Received:</b>	08/30/11
<b>Matrix:</b>	SO - Soil	<b>Percent Solids:</b>	n/a <sup>a</sup>
<b>Method:</b>	SW846 8260B		
<b>Project:</b>	Romic Soil Investigation(Romic EPA) - 2081 Bay Road,East Palo Alto,CA		

## VOA 8260 List

CAS No.	Compound	Result	RL	MDL	Units	Q
156-60-5	trans-1,2-Dichloroethylene	ND	2100	640	ug/kg	
10061-02-6	trans-1,3-Dichloropropene	ND	2100	640	ug/kg	
100-41-4	Ethylbenzene	2980	2100	640	ug/kg	
637-92-3	Ethyl tert-Butyl Ether	ND	2100	640	ug/kg	
591-78-6	2-Hexanone	ND	17000	2100	ug/kg	
87-68-3	Hexachlorobutadiene	ND	2100	430	ug/kg	
98-82-8	Isopropylbenzene	ND	2100	640	ug/kg	
99-87-6	p-Isopropyltoluene	ND	2100	640	ug/kg	
108-10-1	4-Methyl-2-pentanone	8140	17000	6400	ug/kg	J
74-83-9	Methyl bromide	ND	2100	1100	ug/kg	
74-87-3	Methyl chloride	ND	2100	640	ug/kg	
74-95-3	Methylene bromide	ND	2100	1100	ug/kg	
75-09-2	Methylene chloride	ND	11000	6900	ug/kg	
78-93-3	Methyl ethyl ketone	42300	17000	5100	ug/kg	
1634-04-4	Methyl Tert Butyl Ether	ND	2100	430	ug/kg	
91-20-3	Naphthalene	2260	2100	640	ug/kg	
103-65-1	n-Propylbenzene	ND	2100	640	ug/kg	
100-42-5	Styrene	ND	2100	430	ug/kg	
994-05-8	Tert-Amyl Methyl Ether	ND	2100	510	ug/kg	
75-65-0	Tert Butyl Alcohol	ND	17000	4300	ug/kg	
630-20-6	1,1,1,2-Tetrachloroethane	ND	2100	430	ug/kg	
71-55-6	1,1,1-Trichloroethane	ND	2100	640	ug/kg	
79-34-5	1,1,2,2-Tetrachloroethane	ND	2100	430	ug/kg	
79-00-5	1,1,2-Trichloroethane	5500	2100	430	ug/kg	
87-61-6	1,2,3-Trichlorobenzene	ND	2100	640	ug/kg	
96-18-4	1,2,3-Trichloropropane	ND	2100	640	ug/kg	
120-82-1	1,2,4-Trichlorobenzene	ND	2100	640	ug/kg	
95-63-6	1,2,4-Trimethylbenzene	5520	2100	640	ug/kg	
108-67-8	1,3,5-Trimethylbenzene	1680	2100	640	ug/kg	J
127-18-4	Tetrachloroethylene	1710	2100	1500	ug/kg	J
108-88-3	Toluene	6410	2100	640	ug/kg	
79-01-6	Trichloroethylene	23900	2100	430	ug/kg	
75-69-4	Trichlorofluoromethane	ND	2100	510	ug/kg	
75-01-4	Vinyl chloride	2880	2100	1100	ug/kg	
1330-20-7	Xylene (total)	23000	4300	1700	ug/kg	

CAS No.	Surrogate Recoveries	Run# 1	Run# 2	Limits
1868-53-7	Dibromofluoromethane	92%		60-130%
2037-26-5	Toluene-D8	97%		60-130%

ND = Not detected MDL - Method Detection Limit

RL = Reporting Limit

E = Indicates value exceeds calibration range

J = Indicates an estimated value

B = Indicates analyte found in associated method blank

N = Indicates presumptive evidence of a compound



## Report of Analysis

<b>Client Sample ID:</b> J22-8.6	
<b>Lab Sample ID:</b> C17685-17	<b>Date Sampled:</b> 08/29/11
<b>Matrix:</b> SO - Soil	<b>Date Received:</b> 08/30/11
<b>Method:</b> SW846 8260B	<b>Percent Solids:</b> n/a <sup>a</sup>
<b>Project:</b> Romic Soil Investigation(Romic EPA) - 2081 Bay Road, East Palo Alto, CA	

### VOA 8260 List

CAS No.	Surrogate Recoveries	Run# 1	Run# 2	Limits
460-00-4	4-Bromofluorobenzene	101%		60-130%

(a) All results reported on wet weight basis.

ND = Not detected      MDL - Method Detection Limit  
 RL = Reporting Limit  
 E = Indicates value exceeds calibration range

J = Indicates an estimated value  
 B = Indicates analyte found in associated method blank  
 N = Indicates presumptive evidence of a compound

## Report of Analysis

<b>Client Sample ID:</b>	J22-8.6	<b>Date Sampled:</b>	08/29/11
<b>Lab Sample ID:</b>	C17685-17	<b>Date Received:</b>	08/30/11
<b>Matrix:</b>	SO - Soil	<b>Percent Solids:</b>	n/a <sup>a</sup>
<b>Method:</b>	SW846 8270C SW846 3550B	<b>Project:</b> Romic Soil Investigation(Romic EPA) - 2081 Bay Road, East Palo Alto, CA	

Run #	File ID	DF	Analyzed	By	Prep Date	Prep Batch	Analytical Batch
Run #1 <sup>b</sup>	Y9474.D	2	09/02/11	MT	09/01/11	OP4521	EY453
Run #2							

Run #	Initial Weight	Final Volume
Run #1	10.0 g	1.0 ml
Run #2		

## ABN Full List

CAS No.	Compound	Result	RL	MDL	Units	Q
65-85-0	Benzoic acid	ND	2000	1800	ug/kg	
95-57-8	2-Chlorophenol	ND	2000	1400	ug/kg	
59-50-7	4-Chloro-3-methyl phenol	ND	1000	840	ug/kg	
120-83-2	2,4-Dichlorophenol	ND	1000	280	ug/kg	
105-67-9	2,4-Dimethylphenol	ND	1000	300	ug/kg	
51-28-5	2,4-Dinitrophenol	ND	5000	1700	ug/kg	
534-52-1	4,6-Dinitro-o-cresol	ND	4000	2100	ug/kg	
95-48-7	2-Methylphenol	ND	1000	340	ug/kg	
	3&4-Methylphenol	ND	1000	300	ug/kg	
88-75-5	2-Nitrophenol	ND	1000	260	ug/kg	
100-02-7	4-Nitrophenol	ND	4000	2500	ug/kg	
87-86-5	Pentachlorophenol	ND	1000	840	ug/kg	
108-95-2	Phenol	ND	4000	2600	ug/kg	
95-95-4	2,4,5-Trichlorophenol	ND	1000	240	ug/kg	
88-06-2	2,4,6-Trichlorophenol	ND	1000	320	ug/kg	
83-32-9	Acenaphthene	ND	2000	1000	ug/kg	
208-96-8	Acenaphthylene	ND	1000	400	ug/kg	
62-53-3	Aniline	ND	1000	280	ug/kg	
120-12-7	Anthracene	ND	1000	200	ug/kg	
103-33-3	Azobenzene	ND	1000	340	ug/kg	
92-87-5	Benzidine	ND	5000	1500	ug/kg	
56-55-3	Benzo(a)anthracene	ND	1000	140	ug/kg	
50-32-8	Benzo(a)pyrene	ND	1000	180	ug/kg	
205-99-2	Benzo(b)fluoranthene	ND	1000	120	ug/kg	
191-24-2	Benzo(g,h,i)perylene	ND	1000	300	ug/kg	
207-08-9	Benzo(k)fluoranthene	ND	1000	240	ug/kg	
101-55-3	4-Bromophenyl phenyl ether	ND	1000	300	ug/kg	
85-68-7	Butyl benzyl phthalate	ND	1000	220	ug/kg	
100-51-6	Benzyl Alcohol	ND	2000	320	ug/kg	
91-58-7	2-Chloronaphthalene	ND	1000	360	ug/kg	
106-47-8	4-Chloroaniline	ND	1000	280	ug/kg	
86-74-8	Carbazole	ND	1000	160	ug/kg	

ND = Not detected MDL - Method Detection Limit

RL = Reporting Limit

E = Indicates value exceeds calibration range

J = Indicates an estimated value

B = Indicates analyte found in associated method blank

N = Indicates presumptive evidence of a compound

## Report of Analysis

<b>Client Sample ID:</b>	J22-8.6	<b>Date Sampled:</b>	08/29/11
<b>Lab Sample ID:</b>	C17685-17	<b>Date Received:</b>	08/30/11
<b>Matrix:</b>	SO - Soil	<b>Percent Solids:</b>	n/a <sup>a</sup>
<b>Method:</b>	SW846 8270C SW846 3550B	<b>Project:</b> Romic Soil Investigation(Romic EPA) - 2081 Bay Road,East Palo Alto,CA	

## ABN Full List

CAS No.	Compound	Result	RL	MDL	Units	Q
218-01-9	Chrysene	ND	1000	200	ug/kg	
111-91-1	bis(2-Chloroethoxy)methane	ND	1000	360	ug/kg	
111-44-4	bis(2-Chloroethyl)ether	ND	1000	460	ug/kg	
108-60-1	bis(2-Chloroisopropyl)ether	ND	1000	540	ug/kg	
7005-72-3	4-Chlorophenyl phenyl ether	ND	1000	380	ug/kg	
95-50-1	1,2-Dichlorobenzene	ND	1000	320	ug/kg	
541-73-1	1,3-Dichlorobenzene	ND	1000	300	ug/kg	
106-46-7	1,4-Dichlorobenzene	ND	1000	840	ug/kg	
121-14-2	2,4-Dinitrotoluene	ND	1000	920	ug/kg	
606-20-2	2,6-Dinitrotoluene	ND	2000	640	ug/kg	
91-94-1	3,3'-Dichlorobenzidine	ND	5000	280	ug/kg	
53-70-3	Dibenzo(a,h)anthracene	ND	1000	260	ug/kg	
132-64-9	Dibenzofuran	ND	1000	320	ug/kg	
122-39-4	Diphenylamine	ND	1000	240	ug/kg	
84-74-2	Di-n-butyl phthalate	ND	1000	200	ug/kg	
117-84-0	Di-n-octyl phthalate	ND	1000	260	ug/kg	
84-66-2	Diethyl phthalate	ND	1000	340	ug/kg	
131-11-3	Dimethyl phthalate	ND	1000	360	ug/kg	
117-81-7	bis(2-Ethylhexyl)phthalate	1170	1000	440	ug/kg	
206-44-0	Fluoranthene	ND	1000	200	ug/kg	
86-73-7	Fluorene	ND	1000	360	ug/kg	
118-74-1	Hexachlorobenzene	ND	1000	260	ug/kg	
87-68-3	Hexachlorobutadiene	ND	1000	380	ug/kg	
77-47-4	Hexachlorocyclopentadiene	ND	1000	280	ug/kg	
67-72-1	Hexachloroethane	ND	1000	320	ug/kg	
193-39-5	Indeno(1,2,3-cd)pyrene	ND	1000	280	ug/kg	
78-59-1	Isophorone	641	1000	340	ug/kg	J
90-12-0	1-Methylnaphthalene	ND	1000	320	ug/kg	
91-57-6	2-Methylnaphthalene	ND	1000	320	ug/kg	
88-74-4	2-Nitroaniline	ND	1000	240	ug/kg	
99-09-2	3-Nitroaniline	ND	1000	240	ug/kg	
100-01-6	4-Nitroaniline	ND	1000	600	ug/kg	
91-20-3	Naphthalene	ND	1000	340	ug/kg	
98-95-3	Nitrobenzene	ND	1000	320	ug/kg	
62-75-9	N-Nitrosodimethylamine	ND	10000	4400	ug/kg	
621-64-7	N-Nitroso-di-n-propylamine	ND	2000	1100	ug/kg	
85-01-8	Phenanthrene	ND	1000	220	ug/kg	
129-00-0	Pyrene	ND	2000	1400	ug/kg	
110-86-1	Pyridine	ND	4000	440	ug/kg	
120-82-1	1,2,4-Trichlorobenzene	ND	1000	680	ug/kg	

ND = Not detected MDL - Method Detection Limit

RL = Reporting Limit

E = Indicates value exceeds calibration range

J = Indicates an estimated value

B = Indicates analyte found in associated method blank

N = Indicates presumptive evidence of a compound

## Report of Analysis

<b>Client Sample ID:</b>	J22-8.6	<b>Date Sampled:</b>	08/29/11
<b>Lab Sample ID:</b>	C17685-17	<b>Date Received:</b>	08/30/11
<b>Matrix:</b>	SO - Soil	<b>Percent Solids:</b>	n/a <sup>a</sup>
<b>Method:</b>	SW846 8270C SW846 3550B		
<b>Project:</b>	Romic Soil Investigation(Romic EPA) - 2081 Bay Road, East Palo Alto, CA		

**ABN Full List**

CAS No.	Surrogate Recoveries	Run# 1	Run# 2	Limits
367-12-4	2-Fluorophenol	17% <sup>c</sup>		20-100%
4165-62-2	Phenol-d5	1% <sup>c</sup>		20-100%
118-79-6	2,4,6-Tribromophenol	84%		30-100%
4165-60-0	Nitrobenzene-d5	29%		20-100%
321-60-8	2-Fluorobiphenyl	36%		20-106%
1718-51-0	Terphenyl-d14	107%		55-130%

- (a) All results reported on wet weight basis.
- (b) Dilution required due to matrix interference; non-target hydrocarbons.
- (c) Outside control limits due to matrix interference.

---

ND = Not detected	MDL - Method Detection Limit	J = Indicates an estimated value
RL = Reporting Limit		B = Indicates analyte found in associated method blank
E = Indicates value exceeds calibration range		N = Indicates presumptive evidence of a compound

## Report of Analysis

<b>Client Sample ID:</b> J22-8.6	<b>Date Sampled:</b> 08/29/11
<b>Lab Sample ID:</b> C17685-17	<b>Date Received:</b> 08/30/11
<b>Matrix:</b> SO - Soil	<b>Percent Solids:</b> n/a <sup>a</sup>
<b>Method:</b> SW846 8015B	
<b>Project:</b> Romic Soil Investigation(Romic EPA) - 2081 Bay Road, East Palo Alto, CA	

Run #	File ID	DF	Analyzed	By	Prep Date	Prep Batch	Analytical Batch
Run #1	JK22535.D	1	09/08/11	TT	n/a	n/a	GJK928
Run #2							

Run #	Initial Weight	Final Volume	Methanol Aliquot
Run #1	5.83 g	5.0 ml	10.0 ul
Run #2			

### TPH Volatiles

CAS No.	Compound	Result	RL	MDL	Units	Q
	TPH-GRO (C6-C10)	162	43	21	mg/kg	
CAS No.	Surrogate Recoveries	Run# 1	Run# 2	Limits		
98-08-8	aaa-Trifluorotoluene	105%		60-157%		

(a) All results reported on wet weight basis.

ND = Not detected      MDL - Method Detection Limit  
 RL = Reporting Limit  
 E = Indicates value exceeds calibration range

J = Indicates an estimated value  
 B = Indicates analyte found in associated method blank  
 N = Indicates presumptive evidence of a compound

## Report of Analysis

<b>Client Sample ID:</b>	J22-8.6	<b>Date Sampled:</b>	08/29/11
<b>Lab Sample ID:</b>	C17685-17	<b>Date Received:</b>	08/30/11
<b>Matrix:</b>	SO - Soil	<b>Percent Solids:</b>	n/a <sup>a</sup>
<b>Method:</b>	SW846 8081A SW846 3545A	<b>Project:</b> Romic Soil Investigation(Romic EPA) - 2081 Bay Road, East Palo Alto, CA	

Run #	File ID	DF	Analyzed	By	Prep Date	Prep Batch	Analytical Batch
Run #1 <sup>b</sup>	PP21853.D	10	09/06/11	RV	08/31/11	OP4509	GPP727
Run #2							

Run #	Initial Weight	Final Volume
Run #1	10.0 g	10.0 ml
Run #2		

## Pesticide PPL List

CAS No.	Compound	Result	RL	MDL	Units	Q
309-00-2	Aldrin	ND	100	12	ug/kg	
319-84-6	alpha-BHC	ND	100	11	ug/kg	
319-85-7	beta-BHC	ND	100	24	ug/kg	
319-86-8	delta-BHC	ND	100	12	ug/kg	
58-89-9	gamma-BHC (Lindane)	ND	100	12	ug/kg	
12789-03-6	Chlordane	ND	1000	1000	ug/kg	
60-57-1	Dieldrin	ND	100	18	ug/kg	
72-54-8	4,4' -DDD	ND	100	21	ug/kg	
72-55-9	4,4' -DDE	ND	100	18	ug/kg	
50-29-3	4,4' -DDT	ND	100	15	ug/kg	
72-20-8	Endrin	ND	100	18	ug/kg	
7421-93-4	Endrin aldehyde	ND	100	18	ug/kg	
959-98-8	Endosulfan-I	ND	100	17	ug/kg	
33213-65-9	Endosulfan-II	ND	100	18	ug/kg	
1031-07-8	Endosulfan sulfate	ND	100	17	ug/kg	
76-44-8	Heptachlor	ND	100	14	ug/kg	
1024-57-3	Heptachlor epoxide	ND	100	15	ug/kg	
72-43-5	Methoxychlor	ND	100	16	ug/kg	
8001-35-2	Toxaphene	ND	1000	1000	ug/kg	

CAS No.	Surrogate Recoveries	Run# 1	Run# 2	Limits
877-09-8	Tetrachloro-m-xylene	45%		35-132%
877-09-8	Tetrachloro-m-xylene	66%		35-132%
2051-24-3	Decachlorobiphenyl	94%		35-132%
2051-24-3	Decachlorobiphenyl	99%		35-132%

(a) All results reported on wet weight basis.

(b) Reporting limits raised due to high concentration of non-target compounds (hydrocarbons).

ND = Not detected MDL - Method Detection Limit

RL = Reporting Limit

E = Indicates value exceeds calibration range

J = Indicates an estimated value

B = Indicates analyte found in associated method blank

N = Indicates presumptive evidence of a compound

## Report of Analysis

<b>Client Sample ID:</b>	J22-8.6		<b>Date Sampled:</b>	08/29/11
<b>Lab Sample ID:</b>	C17685-17	<b>Date Received:</b>	08/30/11	
<b>Matrix:</b>	SO - Soil	<b>Percent Solids:</b>	n/a <sup>a</sup>	
<b>Method:</b>	SW846 8082 SW846 3545A			
<b>Project:</b>	Romic Soil Investigation(Romic EPA) - 2081 Bay Road, East Palo Alto, CA			

Run #	File ID	DF	Analyzed	By	Prep Date	Prep Batch	Analytical Batch
Run #1	PP21705.D	1	09/02/11	RV	08/31/11	OP4510	GPP724
Run #2							

Run #	Initial Weight	Final Volume
Run #1	10.0 g	10.0 ml
Run #2		

**PCB List**

CAS No.	Compound	Result	RL	MDL	Units	Q
12674-11-2	Aroclor 1016	ND	100	17	ug/kg	
11104-28-2	Aroclor 1221	ND	100	50	ug/kg	
11141-16-5	Aroclor 1232	ND	100	50	ug/kg	
53469-21-9	Aroclor 1242	ND	100	50	ug/kg	
12672-29-6	Aroclor 1248	ND	100	50	ug/kg	
11097-69-1	Aroclor 1254 <sup>b</sup>	128	100	50	ug/kg	
11096-82-5	Aroclor 1260 <sup>b</sup>	64.6	100	20	ug/kg	J

CAS No.	Surrogate Recoveries	Run# 1	Run# 2	Limits
877-09-8	Tetrachloro-m-xylene	46%		45-108%
877-09-8	Tetrachloro-m-xylene	47%		45-108%
2051-24-3	Decachlorobiphenyl	70%		54-121%
2051-24-3	Decachlorobiphenyl	70%		54-121%

(a) All results reported on wet weight basis.

(b) Estimated value due to the presence of multiple overlapping Aroclor patterns.

ND = Not detected      MDL - Method Detection Limit  
 RL = Reporting Limit  
 E = Indicates value exceeds calibration range

J = Indicates an estimated value  
 B = Indicates analyte found in associated method blank  
 N = Indicates presumptive evidence of a compound

## Report of Analysis

<b>Client Sample ID:</b> J22-8.6		<b>Date Sampled:</b> 08/29/11
<b>Lab Sample ID:</b> C17685-17		<b>Date Received:</b> 08/30/11
<b>Matrix:</b> SO - Soil		<b>Percent Solids:</b> n/a <sup>a</sup>
<b>Method:</b> SW846 8015B M SW846 3545A		
<b>Project:</b> Romic Soil Investigation(Romic EPA) - 2081 Bay Road, East Palo Alto, CA		

Run #	File ID	DF	Analyzed	By	Prep Date	Prep Batch	Analytical Batch
Run #1	HH16575.D	1	09/01/11	JH	08/31/11	OP4501	GHH554
Run #2							

Run #	Initial Weight	Final Volume
Run #1	10.2 g	1.0 ml
Run #2		

### TPH Extractable w/ Silica Gel Cleanup

CAS No.	Compound	Result	RL	MDL	Units	Q
	TPH (C10-C28)	46.2	9.8	4.9	mg/kg	
	TPH (> C28-C40)	23.3	20	9.8	mg/kg	

CAS No.	Surrogate Recoveries	Run# 1	Run# 2	Limits
630-01-3	Hexacosane	63%		45-140%

(a) All results reported on wet weight basis.

ND = Not detected      MDL - Method Detection Limit  
 RL = Reporting Limit  
 E = Indicates value exceeds calibration range

J = Indicates an estimated value  
 B = Indicates analyte found in associated method blank  
 N = Indicates presumptive evidence of a compound



## Report of Analysis

<b>Client Sample ID:</b> J22-8.6	<b>Date Sampled:</b> 08/29/11
<b>Lab Sample ID:</b> C17685-17	<b>Date Received:</b> 08/30/11
<b>Matrix:</b> SO - Soil	<b>Percent Solids:</b> n/a <sup>a</sup>
<b>Project:</b> Romic Soil Investigation(Romic EPA) - 2081 Bay Road, East Palo Alto, CA	

## Metals Analysis

Analyte	Result	RL	Units	DF	Prep	Analyzed By	Method	Prep Method
Antimony	< 1.9	1.9	mg/kg	1	08/31/11	08/31/11 RS	SW846 6010B <sup>1</sup>	SW846 3050B <sup>3</sup>
Arsenic	3.3	1.9	mg/kg	1	08/31/11	08/31/11 RS	SW846 6010B <sup>1</sup>	SW846 3050B <sup>3</sup>
Barium	96.3	19	mg/kg	1	08/31/11	08/31/11 RS	SW846 6010B <sup>1</sup>	SW846 3050B <sup>3</sup>
Beryllium	< 0.93	0.93	mg/kg	1	08/31/11	08/31/11 RS	SW846 6010B <sup>1</sup>	SW846 3050B <sup>3</sup>
Cadmium	< 0.93	0.93	mg/kg	1	08/31/11	08/31/11 RS	SW846 6010B <sup>1</sup>	SW846 3050B <sup>3</sup>
Chromium	32.2	0.93	mg/kg	1	08/31/11	08/31/11 RS	SW846 6010B <sup>1</sup>	SW846 3050B <sup>3</sup>
Cobalt	6.2	0.93	mg/kg	1	08/31/11	08/31/11 RS	SW846 6010B <sup>1</sup>	SW846 3050B <sup>3</sup>
Copper	17.4	2.3	mg/kg	1	08/31/11	08/31/11 RS	SW846 6010B <sup>1</sup>	SW846 3050B <sup>3</sup>
Lead	4.7	1.9	mg/kg	1	08/31/11	08/31/11 RS	SW846 6010B <sup>1</sup>	SW846 3050B <sup>3</sup>
Mercury	< 0.037	0.037	mg/kg	1	09/07/11	09/08/11 RW	SW846 7471A <sup>2</sup>	SW846 7471A <sup>4</sup>
Molybdenum	3.8	1.9	mg/kg	1	08/31/11	08/31/11 RS	SW846 6010B <sup>1</sup>	SW846 3050B <sup>3</sup>
Nickel	35.2	0.93	mg/kg	1	08/31/11	08/31/11 RS	SW846 6010B <sup>1</sup>	SW846 3050B <sup>3</sup>
Selenium	< 1.9	1.9	mg/kg	1	08/31/11	08/31/11 RS	SW846 6010B <sup>1</sup>	SW846 3050B <sup>3</sup>
Silver	< 0.93	0.93	mg/kg	1	08/31/11	08/31/11 RS	SW846 6010B <sup>1</sup>	SW846 3050B <sup>3</sup>
Thallium	< 1.9	1.9	mg/kg	1	08/31/11	08/31/11 RS	SW846 6010B <sup>1</sup>	SW846 3050B <sup>3</sup>
Vanadium	31.4	0.93	mg/kg	1	08/31/11	08/31/11 RS	SW846 6010B <sup>1</sup>	SW846 3050B <sup>3</sup>
Zinc	39.7	1.9	mg/kg	1	08/31/11	08/31/11 RS	SW846 6010B <sup>1</sup>	SW846 3050B <sup>3</sup>

(1) Instrument QC Batch: MA2071

(2) Instrument QC Batch: MA2081

(3) Prep QC Batch: MP3905

(4) Prep QC Batch: MP3945

(a) All results reported on wet weight basis.

RL = Reporting Limit

## Report of Analysis

<b>Client Sample ID:</b>	J16-1.0	<b>Date Sampled:</b>	08/29/11
<b>Lab Sample ID:</b>	C17685-18	<b>Date Received:</b>	08/30/11
<b>Matrix:</b>	SO - Soil	<b>Percent Solids:</b>	n/a <sup>a</sup>
<b>Method:</b>	SW846 8260B	<b>Project:</b> Romic Soil Investigation(Romic EPA) - 2081 Bay Road, East Palo Alto, CA	

Run #	File ID	DF	Analyzed	By	Prep Date	Prep Batch	Analytical Batch
Run #1	M27185.D	1	09/03/11	XB	n/a	n/a	VM863
Run #2							

Run #	Initial Weight
Run #1	3.75 g
Run #2	

## VOA 8260 List

CAS No.	Compound	Result	RL	MDL	Units	Q
67-64-1	Acetone	ND	130	27	ug/kg	
71-43-2	Benzene	ND	6.7	2.0	ug/kg	
108-86-1	Bromobenzene	ND	6.7	2.0	ug/kg	
74-97-5	Bromochloromethane	ND	6.7	2.0	ug/kg	
75-27-4	Bromodichloromethane	ND	6.7	1.3	ug/kg	
75-25-2	Bromoform	ND	6.7	1.3	ug/kg	
104-51-8	n-Butylbenzene	ND	6.7	2.0	ug/kg	
135-98-8	sec-Butylbenzene	ND	6.7	2.0	ug/kg	
98-06-6	tert-Butylbenzene	ND	6.7	2.0	ug/kg	
108-90-7	Chlorobenzene	ND	6.7	2.0	ug/kg	
75-00-3	Chloroethane	ND	6.7	2.0	ug/kg	
67-66-3	Chloroform	ND	6.7	2.0	ug/kg	
95-49-8	o-Chlorotoluene	ND	6.7	2.0	ug/kg	
106-43-4	p-Chlorotoluene	ND	6.7	2.0	ug/kg	
56-23-5	Carbon tetrachloride	ND	6.7	1.3	ug/kg	
75-34-3	1,1-Dichloroethane	ND	6.7	1.3	ug/kg	
75-35-4	1,1-Dichloroethylene	ND	6.7	2.0	ug/kg	
563-58-6	1,1-Dichloropropene	ND	6.7	2.0	ug/kg	
96-12-8	1,2-Dibromo-3-chloropropane	ND	6.7	1.3	ug/kg	
106-93-4	1,2-Dibromoethane	ND	6.7	1.3	ug/kg	
107-06-2	1,2-Dichloroethane	ND	6.7	2.0	ug/kg	
78-87-5	1,2-Dichloropropane	ND	6.7	2.0	ug/kg	
142-28-9	1,3-Dichloropropane	ND	6.7	2.0	ug/kg	
108-20-3	Di-Isopropyl ether	ND	6.7	2.0	ug/kg	
594-20-7	2,2-Dichloropropane	ND	6.7	2.0	ug/kg	
124-48-1	Dibromochloromethane	ND	6.7	1.3	ug/kg	
75-71-8	Dichlorodifluoromethane	ND	6.7	1.3	ug/kg	
156-59-2	cis-1,2-Dichloroethylene	ND	6.7	2.0	ug/kg	
10061-01-5	cis-1,3-Dichloropropene	ND	6.7	2.0	ug/kg	
541-73-1	m-Dichlorobenzene	ND	6.7	2.0	ug/kg	
95-50-1	o-Dichlorobenzene	ND	6.7	2.0	ug/kg	
106-46-7	p-Dichlorobenzene	ND	6.7	2.0	ug/kg	

ND = Not detected MDL - Method Detection Limit

RL = Reporting Limit

E = Indicates value exceeds calibration range

J = Indicates an estimated value

B = Indicates analyte found in associated method blank

N = Indicates presumptive evidence of a compound

## Report of Analysis

<b>Client Sample ID:</b>	J16-1.0	<b>Date Sampled:</b>	08/29/11
<b>Lab Sample ID:</b>	C17685-18	<b>Date Received:</b>	08/30/11
<b>Matrix:</b>	SO - Soil	<b>Percent Solids:</b>	n/a <sup>a</sup>
<b>Method:</b>	SW846 8260B	<b>Project:</b> Romic Soil Investigation(Romic EPA) - 2081 Bay Road,East Palo Alto,CA	

### VOA 8260 List

CAS No.	Compound	Result	RL	MDL	Units	Q
156-60-5	trans-1,2-Dichloroethylene	ND	6.7	2.0	ug/kg	
10061-02-6	trans-1,3-Dichloropropene	ND	6.7	2.0	ug/kg	
100-41-4	Ethylbenzene	ND	6.7	2.0	ug/kg	
637-92-3	Ethyl tert-Butyl Ether	ND	6.7	2.0	ug/kg	
591-78-6	2-Hexanone	ND	53	6.7	ug/kg	
87-68-3	Hexachlorobutadiene	ND	6.7	1.3	ug/kg	
98-82-8	Isopropylbenzene	ND	6.7	2.0	ug/kg	
99-87-6	p-Isopropyltoluene	ND	6.7	2.0	ug/kg	
108-10-1	4-Methyl-2-pentanone	ND	53	20	ug/kg	
74-83-9	Methyl bromide	ND	6.7	3.3	ug/kg	
74-87-3	Methyl chloride	ND	6.7	2.0	ug/kg	
74-95-3	Methylene bromide	ND	6.7	3.3	ug/kg	
75-09-2	Methylene chloride	ND	33	21	ug/kg	
78-93-3	Methyl ethyl ketone	ND	53	16	ug/kg	
1634-04-4	Methyl Tert Butyl Ether	ND	6.7	1.3	ug/kg	
91-20-3	Naphthalene	ND	6.7	2.0	ug/kg	
103-65-1	n-Propylbenzene	ND	6.7	2.0	ug/kg	
100-42-5	Styrene	ND	6.7	1.3	ug/kg	
994-05-8	Tert-Amyl Methyl Ether	ND	6.7	1.6	ug/kg	
75-65-0	Tert Butyl Alcohol	ND	53	13	ug/kg	
630-20-6	1,1,1,2-Tetrachloroethane	ND	6.7	1.3	ug/kg	
71-55-6	1,1,1-Trichloroethane	ND	6.7	2.0	ug/kg	
79-34-5	1,1,2,2-Tetrachloroethane	ND	6.7	1.3	ug/kg	
79-00-5	1,1,2-Trichloroethane	ND	6.7	1.3	ug/kg	
87-61-6	1,2,3-Trichlorobenzene	ND	6.7	2.0	ug/kg	
96-18-4	1,2,3-Trichloropropane	ND	6.7	2.0	ug/kg	
120-82-1	1,2,4-Trichlorobenzene	ND	6.7	2.0	ug/kg	
95-63-6	1,2,4-Trimethylbenzene	ND	6.7	2.0	ug/kg	
108-67-8	1,3,5-Trimethylbenzene	ND	6.7	2.0	ug/kg	
127-18-4	Tetrachloroethylene	ND	6.7	4.7	ug/kg	
108-88-3	Toluene	ND	6.7	2.0	ug/kg	
79-01-6	Trichloroethylene	ND	6.7	1.3	ug/kg	
75-69-4	Trichlorofluoromethane	ND	6.7	1.6	ug/kg	
75-01-4	Vinyl chloride	ND	6.7	3.3	ug/kg	
1330-20-7	Xylene (total)	ND	13	5.3	ug/kg	

CAS No.	Surrogate Recoveries	Run# 1	Run# 2	Limits
1868-53-7	Dibromofluoromethane	104%		60-130%
2037-26-5	Toluene-D8	101%		60-130%

ND = Not detected      MDL - Method Detection Limit  
 RL = Reporting Limit  
 E = Indicates value exceeds calibration range

J = Indicates an estimated value  
 B = Indicates analyte found in associated method blank  
 N = Indicates presumptive evidence of a compound

## Report of Analysis

<b>Client Sample ID:</b> J16-1.0	
<b>Lab Sample ID:</b> C17685-18	<b>Date Sampled:</b> 08/29/11
<b>Matrix:</b> SO - Soil	<b>Date Received:</b> 08/30/11
<b>Method:</b> SW846 8260B	<b>Percent Solids:</b> n/a <sup>a</sup>
<b>Project:</b> Romic Soil Investigation(Romic EPA) - 2081 Bay Road, East Palo Alto, CA	

### VOA 8260 List

CAS No.	Surrogate Recoveries	Run# 1	Run# 2	Limits
460-00-4	4-Bromofluorobenzene	98%		60-130%

(a) All results reported on wet weight basis.

ND = Not detected      MDL - Method Detection Limit  
 RL = Reporting Limit  
 E = Indicates value exceeds calibration range

J = Indicates an estimated value  
 B = Indicates analyte found in associated method blank  
 N = Indicates presumptive evidence of a compound

## Report of Analysis

<b>Client Sample ID:</b> J16-1.0		<b>Date Sampled:</b> 08/29/11
<b>Lab Sample ID:</b> C17685-18		<b>Date Received:</b> 08/30/11
<b>Matrix:</b> SO - Soil		<b>Percent Solids:</b> n/a <sup>a</sup>
<b>Method:</b> SW846 8082 SW846 3545A		
<b>Project:</b> Romic Soil Investigation(Romic EPA) - 2081 Bay Road, East Palo Alto, CA		

Run #	File ID	DF	Analyzed	By	Prep Date	Prep Batch	Analytical Batch
Run #1	PP21646.D	1	09/01/11	RV	08/31/11	OP4510	GPP722
Run #2							

Run #	Initial Weight	Final Volume
Run #1	10.0 g	10.0 ml
Run #2		

**PCB List**

CAS No.	Compound	Result	RL	MDL	Units	Q
12674-11-2	Aroclor 1016	ND	100	17	ug/kg	
11104-28-2	Aroclor 1221	ND	100	50	ug/kg	
11141-16-5	Aroclor 1232	ND	100	50	ug/kg	
53469-21-9	Aroclor 1242	ND	100	50	ug/kg	
12672-29-6	Aroclor 1248	ND	100	50	ug/kg	
11097-69-1	Aroclor 1254	ND	100	50	ug/kg	
11096-82-5	Aroclor 1260	ND	100	20	ug/kg	

CAS No.	Surrogate Recoveries	Run# 1	Run# 2	Limits
877-09-8	Tetrachloro-m-xylene	79%		45-108%
877-09-8	Tetrachloro-m-xylene	84%		45-108%
2051-24-3	Decachlorobiphenyl	74%		54-121%
2051-24-3	Decachlorobiphenyl	67%		54-121%

(a) All results reported on wet weight basis.

ND = Not detected      MDL - Method Detection Limit  
 RL = Reporting Limit  
 E = Indicates value exceeds calibration range

J = Indicates an estimated value  
 B = Indicates analyte found in associated method blank  
 N = Indicates presumptive evidence of a compound

## Report of Analysis

<b>Client Sample ID:</b> J16-1.0	<b>Date Sampled:</b> 08/29/11
<b>Lab Sample ID:</b> C17685-18	<b>Date Received:</b> 08/30/11
<b>Matrix:</b> SO - Soil	<b>Percent Solids:</b> n/a <sup>a</sup>
<b>Project:</b> Romic Soil Investigation(Romic EPA) - 2081 Bay Road, East Palo Alto, CA	

### Metals Analysis

Analyte	Result	RL	Units	DF	Prep	Analyzed By	Method	Prep Method
Arsenic	< 1.8	1.8	mg/kg	1	08/31/11	08/31/11 RS	SW846 6010B <sup>1</sup>	SW846 3050B <sup>3</sup>
Lead	3.7	1.8	mg/kg	1	08/31/11	08/31/11 RS	SW846 6010B <sup>1</sup>	SW846 3050B <sup>3</sup>
Mercury	< 0.037	0.037	mg/kg	1	09/07/11	09/08/11 RW	SW846 7471A <sup>2</sup>	SW846 7471A <sup>4</sup>

(1) Instrument QC Batch: MA2071

(2) Instrument QC Batch: MA2081

(3) Prep QC Batch: MP3905

(4) Prep QC Batch: MP3945

(a) All results reported on wet weight basis.

RL = Reporting Limit

## Report of Analysis

<b>Client Sample ID:</b>	J16-5.0	<b>Date Sampled:</b>	08/29/11
<b>Lab Sample ID:</b>	C17685-19	<b>Date Received:</b>	08/30/11
<b>Matrix:</b>	SO - Soil	<b>Percent Solids:</b>	n/a <sup>a</sup>
<b>Method:</b>	SW846 8260B	<b>Project:</b> Romic Soil Investigation(Romic EPA) - 2081 Bay Road, East Palo Alto, CA	

Run #1	File ID	DF	Analyzed	By	Prep Date	Prep Batch	Analytical Batch
Run #1	M27238.D	1	09/05/11	XB	n/a	n/a	VM864
Run #2							

Run #1	Initial Weight	Final Volume	Methanol Aliquot
Run #1	5.57 g	5.0 ml	40.0 ul
Run #2			

## VOA 8260 List

CAS No.	Compound	Result	RL	MDL	Units	Q
67-64-1	Acetone	ND	11000	2200	ug/kg	
71-43-2	Benzene	ND	560	170	ug/kg	
108-86-1	Bromobenzene	ND	560	170	ug/kg	
74-97-5	Bromochloromethane	ND	560	170	ug/kg	
75-27-4	Bromodichloromethane	ND	560	110	ug/kg	
75-25-2	Bromoform	ND	560	110	ug/kg	
104-51-8	n-Butylbenzene	ND	560	170	ug/kg	
135-98-8	sec-Butylbenzene	ND	560	170	ug/kg	
98-06-6	tert-Butylbenzene	ND	560	170	ug/kg	
108-90-7	Chlorobenzene	ND	560	170	ug/kg	
75-00-3	Chloroethane	ND	560	170	ug/kg	
67-66-3	Chloroform	ND	560	170	ug/kg	
95-49-8	o-Chlorotoluene	ND	560	170	ug/kg	
106-43-4	p-Chlorotoluene	ND	560	170	ug/kg	
56-23-5	Carbon tetrachloride	ND	560	110	ug/kg	
75-34-3	1,1-Dichloroethane	ND	560	110	ug/kg	
75-35-4	1,1-Dichloroethylene	ND	560	170	ug/kg	
563-58-6	1,1-Dichloropropene	ND	560	170	ug/kg	
96-12-8	1,2-Dibromo-3-chloropropane	ND	560	110	ug/kg	
106-93-4	1,2-Dibromoethane	ND	560	110	ug/kg	
107-06-2	1,2-Dichloroethane	ND	560	170	ug/kg	
78-87-5	1,2-Dichloropropane	ND	560	170	ug/kg	
142-28-9	1,3-Dichloropropane	ND	560	170	ug/kg	
108-20-3	Di-Isopropyl ether	ND	560	170	ug/kg	
594-20-7	2,2-Dichloropropane	ND	560	170	ug/kg	
124-48-1	Dibromochloromethane	ND	560	110	ug/kg	
75-71-8	Dichlorodifluoromethane	ND	560	110	ug/kg	
156-59-2	cis-1,2-Dichloroethylene	ND	560	170	ug/kg	
10061-01-5	cis-1,3-Dichloropropene	ND	560	170	ug/kg	
541-73-1	m-Dichlorobenzene	ND	560	170	ug/kg	
95-50-1	o-Dichlorobenzene	ND	560	170	ug/kg	
106-46-7	p-Dichlorobenzene	ND	560	170	ug/kg	

ND = Not detected MDL - Method Detection Limit

RL = Reporting Limit

E = Indicates value exceeds calibration range

J = Indicates an estimated value

B = Indicates analyte found in associated method blank

N = Indicates presumptive evidence of a compound

## Report of Analysis

<b>Client Sample ID:</b>	J16-5.0	<b>Date Sampled:</b>	08/29/11
<b>Lab Sample ID:</b>	C17685-19	<b>Date Received:</b>	08/30/11
<b>Matrix:</b>	SO - Soil	<b>Percent Solids:</b>	n/a <sup>a</sup>
<b>Method:</b>	SW846 8260B	<b>Project:</b> Romic Soil Investigation(Romic EPA) - 2081 Bay Road,East Palo Alto,CA	

## VOA 8260 List

CAS No.	Compound	Result	RL	MDL	Units	Q
156-60-5	trans-1,2-Dichloroethylene	ND	560	170	ug/kg	
10061-02-6	trans-1,3-Dichloropropene	ND	560	170	ug/kg	
100-41-4	Ethylbenzene	1130	560	170	ug/kg	
637-92-3	Ethyl tert-Butyl Ether	ND	560	170	ug/kg	
591-78-6	2-Hexanone	ND	4500	560	ug/kg	
87-68-3	Hexachlorobutadiene	ND	560	110	ug/kg	
98-82-8	Isopropylbenzene	ND	560	170	ug/kg	
99-87-6	p-Isopropyltoluene	ND	560	170	ug/kg	
108-10-1	4-Methyl-2-pentanone	ND	4500	1700	ug/kg	
74-83-9	Methyl bromide	ND	560	280	ug/kg	
74-87-3	Methyl chloride	ND	560	170	ug/kg	
74-95-3	Methylene bromide	ND	560	280	ug/kg	
75-09-2	Methylene chloride	ND	2800	1800	ug/kg	
78-93-3	Methyl ethyl ketone	ND	4500	1300	ug/kg	
1634-04-4	Methyl Tert Butyl Ether	ND	560	110	ug/kg	
91-20-3	Naphthalene	ND	560	170	ug/kg	
103-65-1	n-Propylbenzene	ND	560	170	ug/kg	
100-42-5	Styrene	ND	560	110	ug/kg	
994-05-8	Tert-Amyl Methyl Ether	ND	560	130	ug/kg	
75-65-0	Tert Butyl Alcohol	ND	4500	1100	ug/kg	
630-20-6	1,1,1,2-Tetrachloroethane	ND	560	110	ug/kg	
71-55-6	1,1,1-Trichloroethane	ND	560	170	ug/kg	
79-34-5	1,1,2,2-Tetrachloroethane	ND	560	110	ug/kg	
79-00-5	1,1,2-Trichloroethane	ND	560	110	ug/kg	
87-61-6	1,2,3-Trichlorobenzene	ND	560	170	ug/kg	
96-18-4	1,2,3-Trichloropropane	ND	560	170	ug/kg	
120-82-1	1,2,4-Trichlorobenzene	ND	560	170	ug/kg	
95-63-6	1,2,4-Trimethylbenzene	ND	560	170	ug/kg	
108-67-8	1,3,5-Trimethylbenzene	ND	560	170	ug/kg	
127-18-4	Tetrachloroethylene	ND	560	390	ug/kg	
108-88-3	Toluene	6590	560	170	ug/kg	
79-01-6	Trichloroethylene	ND	560	110	ug/kg	
75-69-4	Trichlorofluoromethane	ND	560	130	ug/kg	
75-01-4	Vinyl chloride	ND	560	280	ug/kg	
1330-20-7	Xylene (total)	3620	1100	450	ug/kg	

CAS No.	Surrogate Recoveries	Run# 1	Run# 2	Limits
1868-53-7	Dibromofluoromethane	89%		60-130%
2037-26-5	Toluene-D8	98%		60-130%

ND = Not detected MDL - Method Detection Limit

RL = Reporting Limit

E = Indicates value exceeds calibration range

J = Indicates an estimated value

B = Indicates analyte found in associated method blank

N = Indicates presumptive evidence of a compound



## Report of Analysis

<b>Client Sample ID:</b>	J16-5.0	<b>Date Sampled:</b>	08/29/11
<b>Lab Sample ID:</b>	C17685-19	<b>Date Received:</b>	08/30/11
<b>Matrix:</b>	SO - Soil	<b>Percent Solids:</b>	n/a <sup>a</sup>
<b>Method:</b>	SW846 8260B	<b>Project:</b> Romic Soil Investigation(Romic EPA) - 2081 Bay Road, East Palo Alto, CA	

### VOA 8260 List

CAS No.	Surrogate Recoveries	Run# 1	Run# 2	Limits
460-00-4	4-Bromofluorobenzene	96%		60-130%

(a) All results reported on wet weight basis.

ND = Not detected      MDL - Method Detection Limit  
 RL = Reporting Limit  
 E = Indicates value exceeds calibration range

J = Indicates an estimated value  
 B = Indicates analyte found in associated method blank  
 N = Indicates presumptive evidence of a compound

## Report of Analysis

<b>Client Sample ID:</b> J16-5.0		<b>Date Sampled:</b> 08/29/11
<b>Lab Sample ID:</b> C17685-19		<b>Date Received:</b> 08/30/11
<b>Matrix:</b> SO - Soil		<b>Percent Solids:</b> n/a <sup>a</sup>
<b>Method:</b> SW846 8082 SW846 3545A		
<b>Project:</b> Romic Soil Investigation(Romic EPA) - 2081 Bay Road, East Palo Alto, CA		

Run #1	File ID	DF	Analyzed	By	Prep Date	Prep Batch	Analytical Batch
Run #1	PP21707.D	20	09/02/11	RV	08/31/11	OP4510	GPP724
Run #2							

Run #1	Initial Weight	Final Volume
Run #1	10.0 g	10.0 ml
Run #2		

**PCB List**

CAS No.	Compound	Result	RL	MDL	Units	Q
12674-11-2	Aroclor 1016	ND	2000	340	ug/kg	
11104-28-2	Aroclor 1221	ND	2000	1000	ug/kg	
11141-16-5	Aroclor 1232	ND	2000	1000	ug/kg	
53469-21-9	Aroclor 1242	ND	2000	1000	ug/kg	
12672-29-6	Aroclor 1248	ND	2000	1000	ug/kg	
11097-69-1	Aroclor 1254 <sup>b</sup>	13200	2000	1000	ug/kg	
11096-82-5	Aroclor 1260 <sup>b</sup>	6500	2000	400	ug/kg	

CAS No.	Surrogate Recoveries	Run# 1	Run# 2	Limits
877-09-8	Tetrachloro-m-xylene	82%		45-108%
877-09-8	Tetrachloro-m-xylene	67%		45-108%
2051-24-3	Decachlorobiphenyl	432% <sup>c</sup>		54-121%
2051-24-3	Decachlorobiphenyl	376% <sup>c</sup>		54-121%

- (a) All results reported on wet weight basis.
- (b) Estimated value due to the presence of multiple overlapping Aroclor patterns.
- (c) Surrogate outside control limits due to matrix interference.

---

ND = Not detected      MDL - Method Detection Limit      J = Indicates an estimated value  
 RL = Reporting Limit      B = Indicates analyte found in associated method blank  
 E = Indicates value exceeds calibration range      N = Indicates presumptive evidence of a compound

## Report of Analysis

<b>Client Sample ID:</b> J16-5.0	<b>Date Sampled:</b> 08/29/11
<b>Lab Sample ID:</b> C17685-19	<b>Date Received:</b> 08/30/11
<b>Matrix:</b> SO - Soil	<b>Percent Solids:</b> n/a <sup>a</sup>
<b>Project:</b> Romic Soil Investigation(Romic EPA) - 2081 Bay Road, East Palo Alto, CA	

### Metals Analysis

Analyte	Result	RL	Units	DF	Prep	Analyzed By	Method	Prep Method
Arsenic	3.0	1.9	mg/kg	1	08/31/11	08/31/11 RS	SW846 6010B <sup>1</sup>	SW846 3050B <sup>3</sup>
Lead	1800	1.9	mg/kg	1	08/31/11	08/31/11 RS	SW846 6010B <sup>1</sup>	SW846 3050B <sup>3</sup>
Mercury	2.5	0.20	mg/kg	5	09/07/11	09/08/11 RW	SW846 7471A <sup>2</sup>	SW846 7471A <sup>4</sup>

- (1) Instrument QC Batch: MA2071
- (2) Instrument QC Batch: MA2081
- (3) Prep QC Batch: MP3905
- (4) Prep QC Batch: MP3945

(a) All results reported on wet weight basis.

RL = Reporting Limit

## Report of Analysis

<b>Client Sample ID:</b>	J16-9.0	<b>Date Sampled:</b>	08/29/11
<b>Lab Sample ID:</b>	C17685-20	<b>Date Received:</b>	08/30/11
<b>Matrix:</b>	SO - Soil	<b>Percent Solids:</b>	n/a <sup>a</sup>
<b>Method:</b>	SW846 8260B	<b>Project:</b> Romic Soil Investigation(Romic EPA) - 2081 Bay Road, East Palo Alto, CA	

Run #1	File ID	DF	Analyzed	By	Prep Date	Prep Batch	Analytical Batch
Run #1	M27239.D	1	09/05/11	XB	n/a	n/a	VM864
Run #2							

Run #1	Initial Weight	Final Volume	Methanol Aliquot
Run #1	5.73 g	5.0 ml	100 ul
Run #2			

## VOA 8260 List

CAS No.	Compound	Result	RL	MDL	Units	Q
67-64-1	Acetone	ND	4400	870	ug/kg	
71-43-2	Benzene	ND	220	65	ug/kg	
108-86-1	Bromobenzene	ND	220	65	ug/kg	
74-97-5	Bromochloromethane	ND	220	65	ug/kg	
75-27-4	Bromodichloromethane	ND	220	44	ug/kg	
75-25-2	Bromoform	ND	220	44	ug/kg	
104-51-8	n-Butylbenzene	ND	220	65	ug/kg	
135-98-8	sec-Butylbenzene	ND	220	65	ug/kg	
98-06-6	tert-Butylbenzene	ND	220	65	ug/kg	
108-90-7	Chlorobenzene	ND	220	65	ug/kg	
75-00-3	Chloroethane	ND	220	65	ug/kg	
67-66-3	Chloroform	ND	220	65	ug/kg	
95-49-8	o-Chlorotoluene	ND	220	65	ug/kg	
106-43-4	p-Chlorotoluene	ND	220	65	ug/kg	
56-23-5	Carbon tetrachloride	ND	220	44	ug/kg	
75-34-3	1,1-Dichloroethane	ND	220	44	ug/kg	
75-35-4	1,1-Dichloroethylene	ND	220	65	ug/kg	
563-58-6	1,1-Dichloropropene	ND	220	65	ug/kg	
96-12-8	1,2-Dibromo-3-chloropropane	ND	220	44	ug/kg	
106-93-4	1,2-Dibromoethane	ND	220	44	ug/kg	
107-06-2	1,2-Dichloroethane	ND	220	65	ug/kg	
78-87-5	1,2-Dichloropropane	ND	220	65	ug/kg	
142-28-9	1,3-Dichloropropane	ND	220	65	ug/kg	
108-20-3	Di-Isopropyl ether	ND	220	65	ug/kg	
594-20-7	2,2-Dichloropropane	ND	220	65	ug/kg	
124-48-1	Dibromochloromethane	ND	220	44	ug/kg	
75-71-8	Dichlorodifluoromethane	ND	220	44	ug/kg	
156-59-2	cis-1,2-Dichloroethylene	ND	220	65	ug/kg	
10061-01-5	cis-1,3-Dichloropropene	ND	220	65	ug/kg	
541-73-1	m-Dichlorobenzene	ND	220	65	ug/kg	
95-50-1	o-Dichlorobenzene	ND	220	65	ug/kg	
106-46-7	p-Dichlorobenzene	ND	220	65	ug/kg	

ND = Not detected MDL - Method Detection Limit

RL = Reporting Limit

E = Indicates value exceeds calibration range

J = Indicates an estimated value

B = Indicates analyte found in associated method blank

N = Indicates presumptive evidence of a compound

## Report of Analysis

<b>Client Sample ID:</b>	J16-9.0	<b>Date Sampled:</b>	08/29/11
<b>Lab Sample ID:</b>	C17685-20	<b>Date Received:</b>	08/30/11
<b>Matrix:</b>	SO - Soil	<b>Percent Solids:</b>	n/a <sup>a</sup>
<b>Method:</b>	SW846 8260B	<b>Project:</b> Romic Soil Investigation(Romic EPA) - 2081 Bay Road,East Palo Alto,CA	

## VOA 8260 List

CAS No.	Compound	Result	RL	MDL	Units	Q
156-60-5	trans-1,2-Dichloroethylene	ND	220	65	ug/kg	
10061-02-6	trans-1,3-Dichloropropene	ND	220	65	ug/kg	
100-41-4	Ethylbenzene	1020	220	65	ug/kg	
637-92-3	Ethyl tert-Butyl Ether	ND	220	65	ug/kg	
591-78-6	2-Hexanone	ND	1700	220	ug/kg	
87-68-3	Hexachlorobutadiene	ND	220	44	ug/kg	
98-82-8	Isopropylbenzene	ND	220	65	ug/kg	
99-87-6	p-Isopropyltoluene	78.2	220	65	ug/kg	J
108-10-1	4-Methyl-2-pentanone	ND	1700	650	ug/kg	
74-83-9	Methyl bromide	ND	220	110	ug/kg	
74-87-3	Methyl chloride	ND	220	65	ug/kg	
74-95-3	Methylene bromide	ND	220	110	ug/kg	
75-09-2	Methylene chloride	ND	1100	700	ug/kg	
78-93-3	Methyl ethyl ketone	ND	1700	520	ug/kg	
1634-04-4	Methyl Tert Butyl Ether	ND	220	44	ug/kg	
91-20-3	Naphthalene	2450	220	65	ug/kg	
103-65-1	n-Propylbenzene	86.1	220	65	ug/kg	J
100-42-5	Styrene	ND	220	44	ug/kg	
994-05-8	Tert-Amyl Methyl Ether	ND	220	52	ug/kg	
75-65-0	Tert Butyl Alcohol	ND	1700	440	ug/kg	
630-20-6	1,1,1,2-Tetrachloroethane	ND	220	44	ug/kg	
71-55-6	1,1,1-Trichloroethane	ND	220	65	ug/kg	
79-34-5	1,1,2,2-Tetrachloroethane	ND	220	44	ug/kg	
79-00-5	1,1,2-Trichloroethane	ND	220	44	ug/kg	
87-61-6	1,2,3-Trichlorobenzene	ND	220	65	ug/kg	
96-18-4	1,2,3-Trichloropropane	ND	220	65	ug/kg	
120-82-1	1,2,4-Trichlorobenzene	ND	220	65	ug/kg	
95-63-6	1,2,4-Trimethylbenzene	2810	220	65	ug/kg	
108-67-8	1,3,5-Trimethylbenzene	313	220	65	ug/kg	
127-18-4	Tetrachloroethylene	ND	220	150	ug/kg	
108-88-3	Toluene	ND	220	65	ug/kg	
79-01-6	Trichloroethylene	ND	220	44	ug/kg	
75-69-4	Trichlorofluoromethane	ND	220	52	ug/kg	
75-01-4	Vinyl chloride	ND	220	110	ug/kg	
1330-20-7	Xylene (total)	1580	440	170	ug/kg	

CAS No.	Surrogate Recoveries	Run# 1	Run# 2	Limits
1868-53-7	Dibromofluoromethane	85%		60-130%
2037-26-5	Toluene-D8	96%		60-130%

ND = Not detected MDL - Method Detection Limit

RL = Reporting Limit

E = Indicates value exceeds calibration range

J = Indicates an estimated value

B = Indicates analyte found in associated method blank

N = Indicates presumptive evidence of a compound

## Report of Analysis

<b>Client Sample ID:</b>	J16-9.0	<b>Date Sampled:</b>	08/29/11
<b>Lab Sample ID:</b>	C17685-20	<b>Date Received:</b>	08/30/11
<b>Matrix:</b>	SO - Soil	<b>Percent Solids:</b>	n/a <sup>a</sup>
<b>Method:</b>	SW846 8260B	<b>Project:</b> Romic Soil Investigation(Romic EPA) - 2081 Bay Road, East Palo Alto, CA	

### VOA 8260 List

CAS No.	Surrogate Recoveries	Run# 1	Run# 2	Limits
460-00-4	4-Bromofluorobenzene	96%		60-130%

(a) All results reported on wet weight basis.

ND = Not detected      MDL - Method Detection Limit  
 RL = Reporting Limit  
 E = Indicates value exceeds calibration range

J = Indicates an estimated value  
 B = Indicates analyte found in associated method blank  
 N = Indicates presumptive evidence of a compound

## Report of Analysis

<b>Client Sample ID:</b> J16-9.0		<b>Date Sampled:</b> 08/29/11
<b>Lab Sample ID:</b> C17685-20		<b>Date Received:</b> 08/30/11
<b>Matrix:</b> SO - Soil		<b>Percent Solids:</b> n/a <sup>a</sup>
<b>Method:</b> SW846 8082 SW846 3545A		
<b>Project:</b> Romic Soil Investigation(Romic EPA) - 2081 Bay Road, East Palo Alto, CA		

Run #1	File ID	DF	Analyzed	By	Prep Date	Prep Batch	Analytical Batch
Run #1	PP21689.D	1	09/02/11	RV	08/31/11	OP4510	GPP724
Run #2							

Run #1	Initial Weight	Final Volume
Run #1	10.0 g	10.0 ml
Run #2		

**PCB List**

CAS No.	Compound	Result	RL	MDL	Units	Q
12674-11-2	Aroclor 1016	ND	100	17	ug/kg	
11104-28-2	Aroclor 1221	ND	100	50	ug/kg	
11141-16-5	Aroclor 1232	ND	100	50	ug/kg	
53469-21-9	Aroclor 1242	ND	100	50	ug/kg	
12672-29-6	Aroclor 1248	ND	100	50	ug/kg	
11097-69-1	Aroclor 1254	ND	100	50	ug/kg	
11096-82-5	Aroclor 1260	ND	100	20	ug/kg	

CAS No.	Surrogate Recoveries	Run# 1	Run# 2	Limits
877-09-8	Tetrachloro-m-xylene	46%		45-108%
877-09-8	Tetrachloro-m-xylene	47%		45-108%
2051-24-3	Decachlorobiphenyl	57%		54-121%
2051-24-3	Decachlorobiphenyl	55%		54-121%

(a) All results reported on wet weight basis.

ND = Not detected      MDL - Method Detection Limit  
 RL = Reporting Limit  
 E = Indicates value exceeds calibration range

J = Indicates an estimated value  
 B = Indicates analyte found in associated method blank  
 N = Indicates presumptive evidence of a compound

## Report of Analysis

<b>Client Sample ID:</b> J16-9.0	<b>Date Sampled:</b> 08/29/11
<b>Lab Sample ID:</b> C17685-20	<b>Date Received:</b> 08/30/11
<b>Matrix:</b> SO - Soil	<b>Percent Solids:</b> n/a <sup>a</sup>
<b>Project:</b> Romic Soil Investigation(Romic EPA) - 2081 Bay Road, East Palo Alto, CA	

### Metals Analysis

Analyte	Result	RL	Units	DF	Prep	Analyzed By	Method	Prep Method
Arsenic	3.2	1.8	mg/kg	1	08/31/11	08/31/11 RS	SW846 6010B <sup>1</sup>	SW846 3050B <sup>3</sup>
Lead	4.9	1.8	mg/kg	1	08/31/11	08/31/11 RS	SW846 6010B <sup>1</sup>	SW846 3050B <sup>3</sup>
Mercury	< 0.040	0.040	mg/kg	1	09/07/11	09/08/11 RW	SW846 7471A <sup>2</sup>	SW846 7471A <sup>4</sup>

(1) Instrument QC Batch: MA2071

(2) Instrument QC Batch: MA2081

(3) Prep QC Batch: MP3905

(4) Prep QC Batch: MP3945

(a) All results reported on wet weight basis.

RL = Reporting Limit



## Report of Analysis

<b>Client Sample ID:</b>	J16-9.0 DUP	
<b>Lab Sample ID:</b>	C17685-20A	<b>Date Sampled:</b> 08/29/11
<b>Matrix:</b>	SO - Soil	<b>Date Received:</b> 08/30/11
<b>Method:</b>	SW846 8082 SW846 3545A	<b>Percent Solids:</b> n/a <sup>a</sup>
<b>Project:</b>	Romic Soil Investigation(Romic EPA) - 2081 Bay Road, East Palo Alto, CA	

Run #1	File ID	DF	Analyzed	By	Prep Date	Prep Batch	Analytical Batch
Run #1	PP21690.D	1	09/02/11	RV	08/31/11	OP4510	GPP724
Run #2							

Run #1	Initial Weight	Final Volume
Run #1	10.0 g	10.0 ml
Run #2		

**PCB List**

CAS No.	Compound	Result	RL	MDL	Units	Q
12674-11-2	Aroclor 1016	ND	100	17	ug/kg	
11104-28-2	Aroclor 1221	ND	100	50	ug/kg	
11141-16-5	Aroclor 1232	ND	100	50	ug/kg	
53469-21-9	Aroclor 1242	ND	100	50	ug/kg	
12672-29-6	Aroclor 1248	ND	100	50	ug/kg	
11097-69-1	Aroclor 1254	ND	100	50	ug/kg	
11096-82-5	Aroclor 1260	ND	100	20	ug/kg	

CAS No.	Surrogate Recoveries	Run# 1	Run# 2	Limits
877-09-8	Tetrachloro-m-xylene	45%		45-108%
877-09-8	Tetrachloro-m-xylene	46%		45-108%
2051-24-3	Decachlorobiphenyl	55%		54-121%
2051-24-3	Decachlorobiphenyl	57%		54-121%

(a) All results reported on wet weight basis.

ND = Not detected      MDL - Method Detection Limit  
 RL = Reporting Limit  
 E = Indicates value exceeds calibration range

J = Indicates an estimated value  
 B = Indicates analyte found in associated method blank  
 N = Indicates presumptive evidence of a compound

## Report of Analysis

<b>Client Sample ID:</b>	J16-9.0 DUP	<b>Date Sampled:</b>	08/29/11
<b>Lab Sample ID:</b>	C17685-20A	<b>Date Received:</b>	08/30/11
<b>Matrix:</b>	SO - Soil	<b>Percent Solids:</b>	n/a <sup>a</sup>
<b>Project:</b>	Romic Soil Investigation(Romic EPA) - 2081 Bay Road, East Palo Alto, CA		

## Metals Analysis

Analyte	Result	RL	Units	DF	Prep	Analyzed By	Method	Prep Method
Arsenic	3.0	1.8	mg/kg	1	08/31/11	09/01/11 RS	SW846 6010B <sup>1</sup>	SW846 3050B <sup>3</sup>
Lead	5.0	1.8	mg/kg	1	08/31/11	09/01/11 RS	SW846 6010B <sup>1</sup>	SW846 3050B <sup>3</sup>
Mercury	< 0.038	0.038	mg/kg	1	09/07/11	09/08/11 RW	SW846 7471A <sup>2</sup>	SW846 7471A <sup>4</sup>

(1) Instrument QC Batch: MA2071

(2) Instrument QC Batch: MA2081

(3) Prep QC Batch: MP3908

(4) Prep QC Batch: MP3946

(a) All results reported on wet weight basis.

RL = Reporting Limit

## Report of Analysis

<b>Client Sample ID:</b>	J16A-9.0	<b>Date Sampled:</b>	08/29/11
<b>Lab Sample ID:</b>	C17685-21	<b>Date Received:</b>	08/30/11
<b>Matrix:</b>	SO - Soil	<b>Percent Solids:</b>	n/a <sup>a</sup>
<b>Method:</b>	SW846 8260B	<b>Project:</b> Romic Soil Investigation(Romic EPA) - 2081 Bay Road, East Palo Alto, CA	

Run #1	File ID	DF	Analyzed	By	Prep Date	Prep Batch	Analytical Batch
Run #1	M27240.D	1	09/05/11	XB	n/a	n/a	VM864
Run #2							

Run #1	Initial Weight	Final Volume	Methanol Aliquot
Run #1	5.43 g	5.0 ml	100 ul
Run #2			

## VOA 8260 List

CAS No.	Compound	Result	RL	MDL	Units	Q
67-64-1	Acetone	ND	4600	920	ug/kg	
71-43-2	Benzene	ND	230	69	ug/kg	
108-86-1	Bromobenzene	ND	230	69	ug/kg	
74-97-5	Bromochloromethane	ND	230	69	ug/kg	
75-27-4	Bromodichloromethane	ND	230	46	ug/kg	
75-25-2	Bromoform	ND	230	46	ug/kg	
104-51-8	n-Butylbenzene	ND	230	69	ug/kg	
135-98-8	sec-Butylbenzene	ND	230	69	ug/kg	
98-06-6	tert-Butylbenzene	ND	230	69	ug/kg	
108-90-7	Chlorobenzene	ND	230	69	ug/kg	
75-00-3	Chloroethane	ND	230	69	ug/kg	
67-66-3	Chloroform	ND	230	69	ug/kg	
95-49-8	o-Chlorotoluene	ND	230	69	ug/kg	
106-43-4	p-Chlorotoluene	ND	230	69	ug/kg	
56-23-5	Carbon tetrachloride	ND	230	46	ug/kg	
75-34-3	1,1-Dichloroethane	ND	230	46	ug/kg	
75-35-4	1,1-Dichloroethylene	ND	230	69	ug/kg	
563-58-6	1,1-Dichloropropene	ND	230	69	ug/kg	
96-12-8	1,2-Dibromo-3-chloropropane	ND	230	46	ug/kg	
106-93-4	1,2-Dibromoethane	ND	230	46	ug/kg	
107-06-2	1,2-Dichloroethane	ND	230	69	ug/kg	
78-87-5	1,2-Dichloropropane	ND	230	69	ug/kg	
142-28-9	1,3-Dichloropropane	ND	230	69	ug/kg	
108-20-3	Di-Isopropyl ether	ND	230	69	ug/kg	
594-20-7	2,2-Dichloropropane	ND	230	69	ug/kg	
124-48-1	Dibromochloromethane	ND	230	46	ug/kg	
75-71-8	Dichlorodifluoromethane	ND	230	46	ug/kg	
156-59-2	cis-1,2-Dichloroethylene	ND	230	69	ug/kg	
10061-01-5	cis-1,3-Dichloropropene	ND	230	69	ug/kg	
541-73-1	m-Dichlorobenzene	ND	230	69	ug/kg	
95-50-1	o-Dichlorobenzene	ND	230	69	ug/kg	
106-46-7	p-Dichlorobenzene	ND	230	69	ug/kg	

ND = Not detected MDL - Method Detection Limit

RL = Reporting Limit

E = Indicates value exceeds calibration range

J = Indicates an estimated value

B = Indicates analyte found in associated method blank

N = Indicates presumptive evidence of a compound

## Report of Analysis

<b>Client Sample ID:</b>	J16A-9.0	<b>Date Sampled:</b>	08/29/11
<b>Lab Sample ID:</b>	C17685-21	<b>Date Received:</b>	08/30/11
<b>Matrix:</b>	SO - Soil	<b>Percent Solids:</b>	n/a <sup>a</sup>
<b>Method:</b>	SW846 8260B	<b>Project:</b> Romic Soil Investigation(Romic EPA) - 2081 Bay Road,East Palo Alto,CA	

### VOA 8260 List

CAS No.	Compound	Result	RL	MDL	Units	Q
156-60-5	trans-1,2-Dichloroethylene	ND	230	69	ug/kg	
10061-02-6	trans-1,3-Dichloropropene	ND	230	69	ug/kg	
100-41-4	Ethylbenzene	975	230	69	ug/kg	
637-92-3	Ethyl tert-Butyl Ether	ND	230	69	ug/kg	
591-78-6	2-Hexanone	ND	1800	230	ug/kg	
87-68-3	Hexachlorobutadiene	ND	230	46	ug/kg	
98-82-8	Isopropylbenzene	ND	230	69	ug/kg	
99-87-6	p-Isopropyltoluene	92.6	230	69	ug/kg	J
108-10-1	4-Methyl-2-pentanone	ND	1800	690	ug/kg	
74-83-9	Methyl bromide	ND	230	120	ug/kg	
74-87-3	Methyl chloride	ND	230	69	ug/kg	
74-95-3	Methylene bromide	ND	230	120	ug/kg	
75-09-2	Methylene chloride	ND	1200	740	ug/kg	
78-93-3	Methyl ethyl ketone	ND	1800	550	ug/kg	
1634-04-4	Methyl Tert Butyl Ether	ND	230	46	ug/kg	
91-20-3	Naphthalene	2850	230	69	ug/kg	
103-65-1	n-Propylbenzene	89.1	230	69	ug/kg	J
100-42-5	Styrene	ND	230	46	ug/kg	
994-05-8	Tert-Amyl Methyl Ether	ND	230	55	ug/kg	
75-65-0	Tert Butyl Alcohol	ND	1800	460	ug/kg	
630-20-6	1,1,1,2-Tetrachloroethane	ND	230	46	ug/kg	
71-55-6	1,1,1-Trichloroethane	ND	230	69	ug/kg	
79-34-5	1,1,2,2-Tetrachloroethane	ND	230	46	ug/kg	
79-00-5	1,1,2-Trichloroethane	ND	230	46	ug/kg	
87-61-6	1,2,3-Trichlorobenzene	ND	230	69	ug/kg	
96-18-4	1,2,3-Trichloropropane	ND	230	69	ug/kg	
120-82-1	1,2,4-Trichlorobenzene	ND	230	69	ug/kg	
95-63-6	1,2,4-Trimethylbenzene	2960	230	69	ug/kg	
108-67-8	1,3,5-Trimethylbenzene	304	230	69	ug/kg	
127-18-4	Tetrachloroethylene	ND	230	160	ug/kg	
108-88-3	Toluene	ND	230	69	ug/kg	
79-01-6	Trichloroethylene	ND	230	46	ug/kg	
75-69-4	Trichlorofluoromethane	ND	230	55	ug/kg	
75-01-4	Vinyl chloride	ND	230	120	ug/kg	
1330-20-7	Xylene (total)	1490	460	180	ug/kg	

CAS No.	Surrogate Recoveries	Run# 1	Run# 2	Limits
1868-53-7	Dibromofluoromethane	85%		60-130%
2037-26-5	Toluene-D8	97%		60-130%

ND = Not detected      MDL - Method Detection Limit  
 RL = Reporting Limit  
 E = Indicates value exceeds calibration range

J = Indicates an estimated value  
 B = Indicates analyte found in associated method blank  
 N = Indicates presumptive evidence of a compound

## Report of Analysis

<b>Client Sample ID:</b>	J16A-9.0	<b>Date Sampled:</b>	08/29/11
<b>Lab Sample ID:</b>	C17685-21	<b>Date Received:</b>	08/30/11
<b>Matrix:</b>	SO - Soil	<b>Percent Solids:</b>	n/a <sup>a</sup>
<b>Method:</b>	SW846 8260B	<b>Project:</b> Romic Soil Investigation(Romic EPA) - 2081 Bay Road, East Palo Alto, CA	

### VOA 8260 List

CAS No.	Surrogate Recoveries	Run# 1	Run# 2	Limits
460-00-4	4-Bromofluorobenzene	97%		60-130%

(a) All results reported on wet weight basis.

ND = Not detected      MDL - Method Detection Limit  
 RL = Reporting Limit  
 E = Indicates value exceeds calibration range

J = Indicates an estimated value  
 B = Indicates analyte found in associated method blank  
 N = Indicates presumptive evidence of a compound

## Report of Analysis

<b>Client Sample ID:</b>	I23-10	<b>Date Sampled:</b>	08/29/11
<b>Lab Sample ID:</b>	C17685-22	<b>Date Received:</b>	08/30/11
<b>Matrix:</b>	SO - Soil	<b>Percent Solids:</b>	n/a <sup>a</sup>
<b>Method:</b>	SW846 8260B	<b>Project:</b> Romic Soil Investigation(Romic EPA) - 2081 Bay Road, East Palo Alto, CA	

Run #	File ID	DF	Analyzed	By	Prep Date	Prep Batch	Analytical Batch
Run #1	M27235.D	1	09/05/11	XB	n/a	n/a	VM864
Run #2							

Run #	Initial Weight
Run #1	7.25 g
Run #2	

## VOA 8260 List

CAS No.	Compound	Result	RL	MDL	Units	Q
67-64-1	Acetone	53.5	69	14	ug/kg	J
71-43-2	Benzene	2.9	3.4	1.0	ug/kg	J
108-86-1	Bromobenzene	ND	3.4	1.0	ug/kg	
74-97-5	Bromochloromethane	ND	3.4	1.0	ug/kg	
75-27-4	Bromodichloromethane	ND	3.4	0.69	ug/kg	
75-25-2	Bromoform	ND	3.4	0.69	ug/kg	
104-51-8	n-Butylbenzene	ND	3.4	1.0	ug/kg	
135-98-8	sec-Butylbenzene	ND	3.4	1.0	ug/kg	
98-06-6	tert-Butylbenzene	ND	3.4	1.0	ug/kg	
108-90-7	Chlorobenzene	2.0	3.4	1.0	ug/kg	J
75-00-3	Chloroethane	4.2	3.4	1.0	ug/kg	
67-66-3	Chloroform	ND	3.4	1.0	ug/kg	
95-49-8	o-Chlorotoluene	ND	3.4	1.0	ug/kg	
106-43-4	p-Chlorotoluene	ND	3.4	1.0	ug/kg	
56-23-5	Carbon tetrachloride	ND	3.4	0.69	ug/kg	
75-34-3	1,1-Dichloroethane	0.80	3.4	0.69	ug/kg	J
75-35-4	1,1-Dichloroethylene	ND	3.4	1.0	ug/kg	
563-58-6	1,1-Dichloropropene	ND	3.4	1.0	ug/kg	
96-12-8	1,2-Dibromo-3-chloropropane	ND	3.4	0.69	ug/kg	
106-93-4	1,2-Dibromoethane	ND	3.4	0.69	ug/kg	
107-06-2	1,2-Dichloroethane	ND	3.4	1.0	ug/kg	
78-87-5	1,2-Dichloropropane	ND	3.4	1.0	ug/kg	
142-28-9	1,3-Dichloropropane	ND	3.4	1.0	ug/kg	
108-20-3	Di-Isopropyl ether	ND	3.4	1.0	ug/kg	
594-20-7	2,2-Dichloropropane	ND	3.4	1.0	ug/kg	
124-48-1	Dibromochloromethane	ND	3.4	0.69	ug/kg	
75-71-8	Dichlorodifluoromethane	ND	3.4	0.69	ug/kg	
156-59-2	cis-1,2-Dichloroethylene	ND	3.4	1.0	ug/kg	
10061-01-5	cis-1,3-Dichloropropene	ND	3.4	1.0	ug/kg	
541-73-1	m-Dichlorobenzene	ND	3.4	1.0	ug/kg	
95-50-1	o-Dichlorobenzene	ND	3.4	1.0	ug/kg	
106-46-7	p-Dichlorobenzene	ND	3.4	1.0	ug/kg	

ND = Not detected MDL - Method Detection Limit

RL = Reporting Limit

E = Indicates value exceeds calibration range

J = Indicates an estimated value

B = Indicates analyte found in associated method blank

N = Indicates presumptive evidence of a compound

## Report of Analysis

<b>Client Sample ID:</b>	I23-10	<b>Date Sampled:</b>	08/29/11
<b>Lab Sample ID:</b>	C17685-22	<b>Date Received:</b>	08/30/11
<b>Matrix:</b>	SO - Soil	<b>Percent Solids:</b>	n/a <sup>a</sup>
<b>Method:</b>	SW846 8260B	<b>Project:</b> Romic Soil Investigation(Romic EPA) - 2081 Bay Road,East Palo Alto,CA	

## VOA 8260 List

CAS No.	Compound	Result	RL	MDL	Units	Q
156-60-5	trans-1,2-Dichloroethylene	ND	3.4	1.0	ug/kg	
10061-02-6	trans-1,3-Dichloropropene	ND	3.4	1.0	ug/kg	
100-41-4	Ethylbenzene	ND	3.4	1.0	ug/kg	
637-92-3	Ethyl tert-Butyl Ether	ND	3.4	1.0	ug/kg	
591-78-6	2-Hexanone	ND	28	3.4	ug/kg	
87-68-3	Hexachlorobutadiene	ND	3.4	0.69	ug/kg	
98-82-8	Isopropylbenzene	ND	3.4	1.0	ug/kg	
99-87-6	p-Isopropyltoluene	ND	3.4	1.0	ug/kg	
108-10-1	4-Methyl-2-pentanone	ND	28	10	ug/kg	
74-83-9	Methyl bromide	ND	3.4	1.7	ug/kg	
74-87-3	Methyl chloride	ND	3.4	1.0	ug/kg	
74-95-3	Methylene bromide	ND	3.4	1.7	ug/kg	
75-09-2	Methylene chloride	ND	17	11	ug/kg	
78-93-3	Methyl ethyl ketone	12.4	28	8.3	ug/kg	J
1634-04-4	Methyl Tert Butyl Ether	ND	3.4	0.69	ug/kg	
91-20-3	Naphthalene	ND	3.4	1.0	ug/kg	
103-65-1	n-Propylbenzene	ND	3.4	1.0	ug/kg	
100-42-5	Styrene	ND	3.4	0.69	ug/kg	
994-05-8	Tert-Amyl Methyl Ether	ND	3.4	0.83	ug/kg	
75-65-0	Tert Butyl Alcohol	16.0	28	6.9	ug/kg	J
630-20-6	1,1,1,2-Tetrachloroethane	ND	3.4	0.69	ug/kg	
71-55-6	1,1,1-Trichloroethane	ND	3.4	1.0	ug/kg	
79-34-5	1,1,2,2-Tetrachloroethane	ND	3.4	0.69	ug/kg	
79-00-5	1,1,2-Trichloroethane	ND	3.4	0.69	ug/kg	
87-61-6	1,2,3-Trichlorobenzene	ND	3.4	1.0	ug/kg	
96-18-4	1,2,3-Trichloropropane	ND	3.4	1.0	ug/kg	
120-82-1	1,2,4-Trichlorobenzene	ND	3.4	1.0	ug/kg	
95-63-6	1,2,4-Trimethylbenzene	ND	3.4	1.0	ug/kg	
108-67-8	1,3,5-Trimethylbenzene	ND	3.4	1.0	ug/kg	
127-18-4	Tetrachloroethylene	ND	3.4	2.4	ug/kg	
108-88-3	Toluene	ND	3.4	1.0	ug/kg	
79-01-6	Trichloroethylene	ND	3.4	0.69	ug/kg	
75-69-4	Trichlorofluoromethane	ND	3.4	0.83	ug/kg	
75-01-4	Vinyl chloride	ND	3.4	1.7	ug/kg	
1330-20-7	Xylene (total)	ND	6.9	2.8	ug/kg	

CAS No.	Surrogate Recoveries	Run# 1	Run# 2	Limits
1868-53-7	Dibromofluoromethane	101%		60-130%
2037-26-5	Toluene-D8	100%		60-130%

ND = Not detected MDL - Method Detection Limit

RL = Reporting Limit

E = Indicates value exceeds calibration range

J = Indicates an estimated value

B = Indicates analyte found in associated method blank

N = Indicates presumptive evidence of a compound

## Report of Analysis

<b>Client Sample ID:</b> I23-10	
<b>Lab Sample ID:</b> C17685-22	<b>Date Sampled:</b> 08/29/11
<b>Matrix:</b> SO - Soil	<b>Date Received:</b> 08/30/11
<b>Method:</b> SW846 8260B	<b>Percent Solids:</b> n/a <sup>a</sup>
<b>Project:</b> Romic Soil Investigation(Romic EPA) - 2081 Bay Road, East Palo Alto, CA	

### VOA 8260 List

CAS No.	Surrogate Recoveries	Run# 1	Run# 2	Limits
460-00-4	4-Bromofluorobenzene	97%		60-130%

(a) All results reported on wet weight basis.

ND = Not detected      MDL - Method Detection Limit  
 RL = Reporting Limit  
 E = Indicates value exceeds calibration range

J = Indicates an estimated value  
 B = Indicates analyte found in associated method blank  
 N = Indicates presumptive evidence of a compound



## Report of Analysis

<b>Client Sample ID:</b> I23-10	<b>Date Sampled:</b> 08/29/11
<b>Lab Sample ID:</b> C17685-22	<b>Date Received:</b> 08/30/11
<b>Matrix:</b> SO - Soil	<b>Percent Solids:</b> n/a <sup>a</sup>
<b>Project:</b> Romc Soil Investigation(Romc EPA) - 2081 Bay Road,East Palo Alto,CA	

### Metals Analysis

Analyte	Result	RL	Units	DF	Prep	Analyzed By	Method	Prep Method
Arsenic	2.6	1.8	mg/kg	1	08/31/11	08/31/11 RS	SW846 6010B <sup>1</sup>	SW846 3050B <sup>3</sup>
Lead	15.9	1.8	mg/kg	1	08/31/11	08/31/11 RS	SW846 6010B <sup>1</sup>	SW846 3050B <sup>3</sup>
Mercury	0.25	0.039	mg/kg	1	09/07/11	09/08/11 RW	SW846 7471A <sup>2</sup>	SW846 7471A <sup>4</sup>

- (1) Instrument QC Batch: MA2071
- (2) Instrument QC Batch: MA2081
- (3) Prep QC Batch: MP3908
- (4) Prep QC Batch: MP3946

(a) All results reported on wet weight basis.

RL = Reporting Limit

## Report of Analysis

<b>Client Sample ID:</b>	I23-5.0	<b>Date Sampled:</b>	08/29/11
<b>Lab Sample ID:</b>	C17685-23	<b>Date Received:</b>	08/30/11
<b>Matrix:</b>	SO - Soil	<b>Percent Solids:</b>	n/a <sup>a</sup>
<b>Method:</b>	SW846 8260B	<b>Project:</b> Romic Soil Investigation(Romic EPA) - 2081 Bay Road, East Palo Alto, CA	

Run #1	File ID	DF	Analyzed	By	Prep Date	Prep Batch	Analytical Batch
Run #1	M27139.D	50	09/02/11	XB	n/a	n/a	VM861
Run #2							

Run #1	Initial Weight	Final Volume	Methanol Aliquot
Run #1	3.90 g	5.0 ml	5.0 ul
Run #2			

## VOA 8260 List

CAS No.	Compound	Result	RL	MDL	Units	Q
67-64-1	Acetone	ND	640000	130000	ug/kg	
71-43-2	Benzene	ND	320000	96000	ug/kg	
108-86-1	Bromobenzene	ND	320000	96000	ug/kg	
74-97-5	Bromochloromethane	ND	320000	96000	ug/kg	
75-27-4	Bromodichloromethane	ND	320000	64000	ug/kg	
75-25-2	Bromoform	ND	320000	64000	ug/kg	
104-51-8	n-Butylbenzene	ND	320000	96000	ug/kg	
135-98-8	sec-Butylbenzene	ND	320000	96000	ug/kg	
98-06-6	tert-Butylbenzene	ND	320000	96000	ug/kg	
108-90-7	Chlorobenzene	ND	320000	96000	ug/kg	
75-00-3	Chloroethane	ND	320000	96000	ug/kg	
67-66-3	Chloroform	ND	320000	96000	ug/kg	
95-49-8	o-Chlorotoluene	ND	320000	96000	ug/kg	
106-43-4	p-Chlorotoluene	ND	320000	96000	ug/kg	
56-23-5	Carbon tetrachloride	ND	320000	64000	ug/kg	
75-34-3	1,1-Dichloroethane	ND	320000	64000	ug/kg	
75-35-4	1,1-Dichloroethylene	ND	320000	96000	ug/kg	
563-58-6	1,1-Dichloropropene	ND	320000	96000	ug/kg	
96-12-8	1,2-Dibromo-3-chloropropane	ND	320000	64000	ug/kg	
106-93-4	1,2-Dibromoethane	ND	320000	64000	ug/kg	
107-06-2	1,2-Dichloroethane	ND	320000	96000	ug/kg	
78-87-5	1,2-Dichloropropane	ND	320000	96000	ug/kg	
142-28-9	1,3-Dichloropropane	ND	320000	96000	ug/kg	
108-20-3	Di-Isopropyl ether	ND	320000	96000	ug/kg	
594-20-7	2,2-Dichloropropane	ND	320000	96000	ug/kg	
124-48-1	Dibromochloromethane	ND	320000	64000	ug/kg	
75-71-8	Dichlorodifluoromethane	ND	320000	64000	ug/kg	
156-59-2	cis-1,2-Dichloroethylene	ND	320000	96000	ug/kg	
10061-01-5	cis-1,3-Dichloropropene	ND	320000	96000	ug/kg	
541-73-1	m-Dichlorobenzene	ND	320000	96000	ug/kg	
95-50-1	o-Dichlorobenzene	ND	320000	96000	ug/kg	
106-46-7	p-Dichlorobenzene	ND	320000	96000	ug/kg	

ND = Not detected MDL - Method Detection Limit

RL = Reporting Limit

E = Indicates value exceeds calibration range

J = Indicates an estimated value

B = Indicates analyte found in associated method blank

N = Indicates presumptive evidence of a compound

# Report of Analysis

<b>Client Sample ID:</b>	I23-5.0		
<b>Lab Sample ID:</b>	C17685-23	<b>Date Sampled:</b>	08/29/11
<b>Matrix:</b>	SO - Soil	<b>Date Received:</b>	08/30/11
<b>Method:</b>	SW846 8260B	<b>Percent Solids:</b>	n/a <sup>a</sup>
<b>Project:</b>	Romic Soil Investigation(Romic EPA) - 2081 Bay Road,East Palo Alto,CA		

**VOA 8260 List**

CAS No.	Compound	Result	RL	MDL	Units	Q
156-60-5	trans-1,2-Dichloroethylene	ND	320000	96000	ug/kg	
10061-02-6	trans-1,3-Dichloropropene	ND	320000	96000	ug/kg	
100-41-4	Ethylbenzene	405000	320000	96000	ug/kg	
637-92-3	Ethyl tert-Butyl Ether	ND	320000	96000	ug/kg	
591-78-6	2-Hexanone	ND	2600000	320000	ug/kg	
87-68-3	Hexachlorobutadiene	ND	320000	64000	ug/kg	
98-82-8	Isopropylbenzene	ND	320000	96000	ug/kg	
99-87-6	p-Isopropyltoluene	ND	320000	96000	ug/kg	
108-10-1	4-Methyl-2-pentanone	ND	2600000	960000	ug/kg	
74-83-9	Methyl bromide	ND	320000	160000	ug/kg	
74-87-3	Methyl chloride	ND	320000	96000	ug/kg	
74-95-3	Methylene bromide	ND	320000	160000	ug/kg	
75-09-2	Methylene chloride	ND	1600000	1000000	ug/kg	
78-93-3	Methyl ethyl ketone	958000	2600000	770000	ug/kg	J
1634-04-4	Methyl Tert Butyl Ether	ND	320000	64000	ug/kg	
91-20-3	Naphthalene	450000	320000	96000	ug/kg	
103-65-1	n-Propylbenzene	ND	320000	96000	ug/kg	
100-42-5	Styrene	ND	320000	64000	ug/kg	
994-05-8	Tert-Amyl Methyl Ether	ND	320000	77000	ug/kg	
75-65-0	Tert Butyl Alcohol <sup>b</sup>	ND	2600000	640000	ug/kg	
630-20-6	1,1,1,2-Tetrachloroethane	ND	320000	64000	ug/kg	
71-55-6	1,1,1-Trichloroethane	103000	320000	96000	ug/kg	J
79-34-5	1,1,2,2-Tetrachloroethane	ND	320000	64000	ug/kg	
79-00-5	1,1,2-Trichloroethane	208000	320000	64000	ug/kg	J
87-61-6	1,2,3-Trichlorobenzene	ND	320000	96000	ug/kg	
96-18-4	1,2,3-Trichloropropane	ND	320000	96000	ug/kg	
120-82-1	1,2,4-Trichlorobenzene	ND	320000	96000	ug/kg	
95-63-6	1,2,4-Trimethylbenzene	395000	320000	96000	ug/kg	
108-67-8	1,3,5-Trimethylbenzene	ND	320000	96000	ug/kg	
127-18-4	Tetrachloroethylene	235000	320000	220000	ug/kg	J
108-88-3	Toluene	1220000	320000	96000	ug/kg	
79-01-6	Trichloroethylene	110000	320000	64000	ug/kg	J
75-69-4	Trichlorofluoromethane	ND	320000	77000	ug/kg	
75-01-4	Vinyl chloride	ND	320000	160000	ug/kg	
1330-20-7	Xylene (total)	1960000	640000	260000	ug/kg	

CAS No.	Surrogate Recoveries	Run# 1	Run# 2	Limits
1868-53-7	Dibromofluoromethane	99%		60-130%
2037-26-5	Toluene-D8	101%		60-130%

ND = Not detected      MDL - Method Detection Limit  
 RL = Reporting Limit  
 E = Indicates value exceeds calibration range

J = Indicates an estimated value  
 B = Indicates analyte found in associated method blank  
 N = Indicates presumptive evidence of a compound

## Report of Analysis

<b>Client Sample ID:</b>	I23-5.0		
<b>Lab Sample ID:</b>	C17685-23	<b>Date Sampled:</b>	08/29/11
<b>Matrix:</b>	SO - Soil	<b>Date Received:</b>	08/30/11
<b>Method:</b>	SW846 8260B	<b>Percent Solids:</b>	n/a <sup>a</sup>
<b>Project:</b>	Romic Soil Investigation(Romic EPA) - 2081 Bay Road, East Palo Alto, CA		

### VOA 8260 List

CAS No.	Surrogate Recoveries	Run# 1	Run# 2	Limits
460-00-4	4-Bromofluorobenzene	100%		60-130%

- (a) All results reported on wet weight basis.
- (b) CCV outside of control limits (biased high); not detected in sample.

ND = Not detected      MDL - Method Detection Limit  
 RL = Reporting Limit  
 E = Indicates value exceeds calibration range

J = Indicates an estimated value  
 B = Indicates analyte found in associated method blank  
 N = Indicates presumptive evidence of a compound

## Report of Analysis

<b>Client Sample ID:</b> I23-5.0	<b>Date Sampled:</b> 08/29/11
<b>Lab Sample ID:</b> C17685-23	<b>Date Received:</b> 08/30/11
<b>Matrix:</b> SO - Soil	<b>Percent Solids:</b> n/a <sup>a</sup>
<b>Project:</b> Romic Soil Investigation(Romic EPA) - 2081 Bay Road, East Palo Alto, CA	

### Metals Analysis

Analyte	Result	RL	Units	DF	Prep	Analyzed By	Method	Prep Method
Arsenic	8.4	1.9	mg/kg	1	08/31/11	08/31/11 RS	SW846 6010B <sup>1</sup>	SW846 3050B <sup>3</sup>
Lead	1360	1.9	mg/kg	1	08/31/11	08/31/11 RS	SW846 6010B <sup>1</sup>	SW846 3050B <sup>3</sup>
Mercury	5.0	0.39	mg/kg	10	09/07/11	09/08/11 RW	SW846 7471A <sup>2</sup>	SW846 7471A <sup>4</sup>

- (1) Instrument QC Batch: MA2071
- (2) Instrument QC Batch: MA2081
- (3) Prep QC Batch: MP3908
- (4) Prep QC Batch: MP3946

(a) All results reported on wet weight basis.

---

RL = Reporting Limit

## Report of Analysis

<b>Client Sample ID:</b>	I23-9.0		
<b>Lab Sample ID:</b>	C17685-24	<b>Date Sampled:</b>	08/29/11
<b>Matrix:</b>	SO - Soil	<b>Date Received:</b>	08/30/11
<b>Method:</b>	SW846 8260B	<b>Percent Solids:</b>	n/a <sup>a</sup>
<b>Project:</b>	Romic Soil Investigation(Romic EPA) - 2081 Bay Road, East Palo Alto, CA		

Run #1	File ID	DF	Analyzed	By	Prep Date	Prep Batch	Analytical Batch
Run #1	M27193.D	50	09/03/11	XB	n/a	n/a	VM863
Run #2							

Run #1	Initial Weight	Final Volume	Methanol Aliquot
Run #1	4.69 g	5.0 ml	6.0 ul
Run #2			

### VOA 8260 List

CAS No.	Compound	Result	RL	MDL	Units	Q
67-64-1	Acetone	ND	440000	890000	ug/kg	
71-43-2	Benzene	ND	220000	67000	ug/kg	
108-86-1	Bromobenzene	ND	220000	67000	ug/kg	
74-97-5	Bromochloromethane	ND	220000	67000	ug/kg	
75-27-4	Bromodichloromethane	ND	220000	44000	ug/kg	
75-25-2	Bromoform	ND	220000	44000	ug/kg	
104-51-8	n-Butylbenzene	ND	220000	67000	ug/kg	
135-98-8	sec-Butylbenzene	ND	220000	67000	ug/kg	
98-06-6	tert-Butylbenzene	ND	220000	67000	ug/kg	
108-90-7	Chlorobenzene	ND	220000	67000	ug/kg	
75-00-3	Chloroethane	ND	220000	67000	ug/kg	
67-66-3	Chloroform	ND	220000	67000	ug/kg	
95-49-8	o-Chlorotoluene	ND	220000	67000	ug/kg	
106-43-4	p-Chlorotoluene	ND	220000	67000	ug/kg	
56-23-5	Carbon tetrachloride	ND	220000	44000	ug/kg	
75-34-3	1,1-Dichloroethane	ND	220000	44000	ug/kg	
75-35-4	1,1-Dichloroethylene	85800	220000	67000	ug/kg	J
563-58-6	1,1-Dichloropropene	ND	220000	67000	ug/kg	
96-12-8	1,2-Dibromo-3-chloropropane	ND	220000	44000	ug/kg	
106-93-4	1,2-Dibromoethane	ND	220000	44000	ug/kg	
107-06-2	1,2-Dichloroethane	165000	220000	67000	ug/kg	J
78-87-5	1,2-Dichloropropane	ND	220000	67000	ug/kg	
142-28-9	1,3-Dichloropropane	ND	220000	67000	ug/kg	
108-20-3	Di-Isopropyl ether	ND	220000	67000	ug/kg	
594-20-7	2,2-Dichloropropane	ND	220000	67000	ug/kg	
124-48-1	Dibromochloromethane	ND	220000	44000	ug/kg	
75-71-8	Dichlorodifluoromethane	ND	220000	44000	ug/kg	
156-59-2	cis-1,2-Dichloroethylene	ND	220000	67000	ug/kg	
10061-01-5	cis-1,3-Dichloropropene	ND	220000	67000	ug/kg	
541-73-1	m-Dichlorobenzene	ND	220000	67000	ug/kg	
95-50-1	o-Dichlorobenzene	ND	220000	67000	ug/kg	
106-46-7	p-Dichlorobenzene	ND	220000	67000	ug/kg	

ND = Not detected      MDL - Method Detection Limit

RL = Reporting Limit

E = Indicates value exceeds calibration range

J = Indicates an estimated value

B = Indicates analyte found in associated method blank

N = Indicates presumptive evidence of a compound

## Report of Analysis

<b>Client Sample ID:</b>	I23-9.0		
<b>Lab Sample ID:</b>	C17685-24	<b>Date Sampled:</b>	08/29/11
<b>Matrix:</b>	SO - Soil	<b>Date Received:</b>	08/30/11
<b>Method:</b>	SW846 8260B	<b>Percent Solids:</b>	n/a <sup>a</sup>
<b>Project:</b>	Romic Soil Investigation(Romic EPA) - 2081 Bay Road,East Palo Alto,CA		

## VOA 8260 List

CAS No.	Compound	Result	RL	MDL	Units	Q
156-60-5	trans-1,2-Dichloroethylene	ND	220000	67000	ug/kg	
10061-02-6	trans-1,3-Dichloropropene	ND	220000	67000	ug/kg	
100-41-4	Ethylbenzene	454000	220000	67000	ug/kg	
637-92-3	Ethyl tert-Butyl Ether	ND	220000	67000	ug/kg	
591-78-6	2-Hexanone	ND	1800000	220000	ug/kg	
87-68-3	Hexachlorobutadiene	ND	220000	44000	ug/kg	
98-82-8	Isopropylbenzene	ND	220000	67000	ug/kg	
99-87-6	p-Isopropyltoluene	ND	220000	67000	ug/kg	
108-10-1	4-Methyl-2-pentanone	ND	1800000	670000	ug/kg	
74-83-9	Methyl bromide	ND	220000	110000	ug/kg	
74-87-3	Methyl chloride	ND	220000	67000	ug/kg	
74-95-3	Methylene bromide	ND	220000	110000	ug/kg	
75-09-2	Methylene chloride	ND	1100000	710000	ug/kg	
78-93-3	Methyl ethyl ketone	1050000	1800000	530000	ug/kg	J
1634-04-4	Methyl Tert Butyl Ether	ND	220000	44000	ug/kg	
91-20-3	Naphthalene	219000	220000	67000	ug/kg	J
103-65-1	n-Propylbenzene	ND	220000	67000	ug/kg	
100-42-5	Styrene	ND	220000	44000	ug/kg	
994-05-8	Tert-Amyl Methyl Ether	ND	220000	53000	ug/kg	
75-65-0	Tert Butyl Alcohol	ND	1800000	440000	ug/kg	
630-20-6	1,1,1,2-Tetrachloroethane	ND	220000	44000	ug/kg	
71-55-6	1,1,1-Trichloroethane	841000	220000	67000	ug/kg	
79-34-5	1,1,2,2-Tetrachloroethane	ND	220000	44000	ug/kg	
79-00-5	1,1,2-Trichloroethane	303000	220000	44000	ug/kg	
87-61-6	1,2,3-Trichlorobenzene	ND	220000	67000	ug/kg	
96-18-4	1,2,3-Trichloropropane	ND	220000	67000	ug/kg	
120-82-1	1,2,4-Trichlorobenzene	ND	220000	67000	ug/kg	
95-63-6	1,2,4-Trimethylbenzene	251000	220000	67000	ug/kg	
108-67-8	1,3,5-Trimethylbenzene	67700	220000	67000	ug/kg	J
127-18-4	Tetrachloroethylene	459000	220000	160000	ug/kg	
108-88-3	Toluene	1730000	220000	67000	ug/kg	
79-01-6	Trichloroethylene	2400000	220000	44000	ug/kg	
75-69-4	Trichlorofluoromethane	ND	220000	53000	ug/kg	
75-01-4	Vinyl chloride	ND	220000	110000	ug/kg	
1330-20-7	Xylene (total)	1730000	440000	180000	ug/kg	

CAS No.	Surrogate Recoveries	Run# 1	Run# 2	Limits
1868-53-7	Dibromofluoromethane	93%		60-130%
2037-26-5	Toluene-D8	100%		60-130%

ND = Not detected MDL - Method Detection Limit

RL = Reporting Limit

E = Indicates value exceeds calibration range

J = Indicates an estimated value

B = Indicates analyte found in associated method blank

N = Indicates presumptive evidence of a compound

## Report of Analysis

<b>Client Sample ID:</b> I23-9.0	
<b>Lab Sample ID:</b> C17685-24	<b>Date Sampled:</b> 08/29/11
<b>Matrix:</b> SO - Soil	<b>Date Received:</b> 08/30/11
<b>Method:</b> SW846 8260B	<b>Percent Solids:</b> n/a <sup>a</sup>
<b>Project:</b> Romic Soil Investigation(Romic EPA) - 2081 Bay Road, East Palo Alto, CA	

### VOA 8260 List

CAS No.	Surrogate Recoveries	Run# 1	Run# 2	Limits
460-00-4	4-Bromofluorobenzene	98%		60-130%

(a) All results reported on wet weight basis.

ND = Not detected      MDL - Method Detection Limit  
 RL = Reporting Limit  
 E = Indicates value exceeds calibration range

J = Indicates an estimated value  
 B = Indicates analyte found in associated method blank  
 N = Indicates presumptive evidence of a compound



## Report of Analysis

<b>Client Sample ID:</b> I23-9.0	<b>Date Sampled:</b> 08/29/11
<b>Lab Sample ID:</b> C17685-24	<b>Date Received:</b> 08/30/11
<b>Matrix:</b> SO - Soil	<b>Percent Solids:</b> n/a <sup>a</sup>
<b>Project:</b> Romic Soil Investigation(Romic EPA) - 2081 Bay Road, East Palo Alto, CA	

### Metals Analysis

Analyte	Result	RL	Units	DF	Prep	Analyzed By	Method	Prep Method
Arsenic	20.4	1.9	mg/kg	1	08/31/11	08/31/11 RS	SW846 6010B <sup>1</sup>	SW846 3050B <sup>4</sup>
Lead <sup>b</sup>	1980	9.5	mg/kg	5	08/31/11	09/01/11 RS	SW846 6010B <sup>2</sup>	SW846 3050B <sup>4</sup>
Mercury	2.6	0.19	mg/kg	5	09/07/11	09/08/11 RW	SW846 7471A <sup>3</sup>	SW846 7471A <sup>5</sup>

- (1) Instrument QC Batch: MA2071
- (2) Instrument QC Batch: MA2073
- (3) Instrument QC Batch: MA2081
- (4) Prep QC Batch: MP3908
- (5) Prep QC Batch: MP3946

- (a) All results reported on wet weight basis.
- (b) Elevated reporting limit(s) due to matrix interference and/or dilution required for high interfering element.

RL = Reporting Limit

# Report of Analysis

<b>Client Sample ID:</b>	J23-2.3	<b>Date Sampled:</b>	08/29/11
<b>Lab Sample ID:</b>	C17685-25	<b>Date Received:</b>	08/30/11
<b>Matrix:</b>	SO - Soil	<b>Percent Solids:</b>	n/a <sup>a</sup>
<b>Method:</b>	SW846 8260B	<b>Project:</b> Romic Soil Investigation(Romic EPA) - 2081 Bay Road, East Palo Alto, CA	

Run #	File ID	DF	Analyzed	By	Prep Date	Prep Batch	Analytical Batch
Run #1	M27232.D	1	09/05/11	XB	n/a	n/a	VM864
Run #2							

Run #	Initial Weight
Run #1	6.71 g
Run #2	

**VOA 8260 List**

CAS No.	Compound	Result	RL	MDL	Units	Q
67-64-1	Acetone	38.1	75	15	ug/kg	J
71-43-2	Benzene	2.5	3.7	1.1	ug/kg	J
108-86-1	Bromobenzene	ND	3.7	1.1	ug/kg	
74-97-5	Bromochloromethane	ND	3.7	1.1	ug/kg	
75-27-4	Bromodichloromethane	ND	3.7	0.75	ug/kg	
75-25-2	Bromoform	ND	3.7	0.75	ug/kg	
104-51-8	n-Butylbenzene	ND	3.7	1.1	ug/kg	
135-98-8	sec-Butylbenzene	ND	3.7	1.1	ug/kg	
98-06-6	tert-Butylbenzene	ND	3.7	1.1	ug/kg	
108-90-7	Chlorobenzene	ND	3.7	1.1	ug/kg	
75-00-3	Chloroethane	5.8	3.7	1.1	ug/kg	
67-66-3	Chloroform	ND	3.7	1.1	ug/kg	
95-49-8	o-Chlorotoluene	ND	3.7	1.1	ug/kg	
106-43-4	p-Chlorotoluene	ND	3.7	1.1	ug/kg	
56-23-5	Carbon tetrachloride	ND	3.7	0.75	ug/kg	
75-34-3	1,1-Dichloroethane	4.2	3.7	0.75	ug/kg	
75-35-4	1,1-Dichloroethylene	ND	3.7	1.1	ug/kg	
563-58-6	1,1-Dichloropropene	ND	3.7	1.1	ug/kg	
96-12-8	1,2-Dibromo-3-chloropropane	ND	3.7	0.75	ug/kg	
106-93-4	1,2-Dibromoethane	ND	3.7	0.75	ug/kg	
107-06-2	1,2-Dichloroethane	ND	3.7	1.1	ug/kg	
78-87-5	1,2-Dichloropropane	ND	3.7	1.1	ug/kg	
142-28-9	1,3-Dichloropropane	ND	3.7	1.1	ug/kg	
108-20-3	Di-Isopropyl ether	ND	3.7	1.1	ug/kg	
594-20-7	2,2-Dichloropropane	ND	3.7	1.1	ug/kg	
124-48-1	Dibromochloromethane	ND	3.7	0.75	ug/kg	
75-71-8	Dichlorodifluoromethane	ND	3.7	0.75	ug/kg	
156-59-2	cis-1,2-Dichloroethylene	ND	3.7	1.1	ug/kg	
10061-01-5	cis-1,3-Dichloropropene	ND	3.7	1.1	ug/kg	
541-73-1	m-Dichlorobenzene	ND	3.7	1.1	ug/kg	
95-50-1	o-Dichlorobenzene	ND	3.7	1.1	ug/kg	
106-46-7	p-Dichlorobenzene	ND	3.7	1.1	ug/kg	

ND = Not detected      MDL - Method Detection Limit      J = Indicates an estimated value  
 RL = Reporting Limit      B = Indicates analyte found in associated method blank  
 E = Indicates value exceeds calibration range      N = Indicates presumptive evidence of a compound

## Report of Analysis

<b>Client Sample ID:</b>	J23-2.3	<b>Date Sampled:</b>	08/29/11
<b>Lab Sample ID:</b>	C17685-25	<b>Date Received:</b>	08/30/11
<b>Matrix:</b>	SO - Soil	<b>Percent Solids:</b>	n/a <sup>a</sup>
<b>Method:</b>	SW846 8260B		
<b>Project:</b>	Romic Soil Investigation(Romic EPA) - 2081 Bay Road,East Palo Alto,CA		

### VOA 8260 List

CAS No.	Compound	Result	RL	MDL	Units	Q
156-60-5	trans-1,2-Dichloroethylene	ND	3.7	1.1	ug/kg	
10061-02-6	trans-1,3-Dichloropropene	ND	3.7	1.1	ug/kg	
100-41-4	Ethylbenzene	4.3	3.7	1.1	ug/kg	
637-92-3	Ethyl tert-Butyl Ether	ND	3.7	1.1	ug/kg	
591-78-6	2-Hexanone	ND	30	3.7	ug/kg	
87-68-3	Hexachlorobutadiene	ND	3.7	0.75	ug/kg	
98-82-8	Isopropylbenzene	ND	3.7	1.1	ug/kg	
99-87-6	p-Isopropyltoluene	ND	3.7	1.1	ug/kg	
108-10-1	4-Methyl-2-pentanone	ND	30	11	ug/kg	
74-83-9	Methyl bromide	ND	3.7	1.9	ug/kg	
74-87-3	Methyl chloride	ND	3.7	1.1	ug/kg	
74-95-3	Methylene bromide	ND	3.7	1.9	ug/kg	
75-09-2	Methylene chloride	ND	19	12	ug/kg	
78-93-3	Methyl ethyl ketone	ND	30	8.9	ug/kg	
1634-04-4	Methyl Tert Butyl Ether	1.0	3.7	0.75	ug/kg	J
91-20-3	Naphthalene	ND	3.7	1.1	ug/kg	
103-65-1	n-Propylbenzene	ND	3.7	1.1	ug/kg	
100-42-5	Styrene	ND	3.7	0.75	ug/kg	
994-05-8	Tert-Amyl Methyl Ether	ND	3.7	0.89	ug/kg	
75-65-0	Tert Butyl Alcohol	16.6	30	7.5	ug/kg	J
630-20-6	1,1,1,2-Tetrachloroethane	ND	3.7	0.75	ug/kg	
71-55-6	1,1,1-Trichloroethane	ND	3.7	1.1	ug/kg	
79-34-5	1,1,2,2-Tetrachloroethane	ND	3.7	0.75	ug/kg	
79-00-5	1,1,2-Trichloroethane	ND	3.7	0.75	ug/kg	
87-61-6	1,2,3-Trichlorobenzene	ND	3.7	1.1	ug/kg	
96-18-4	1,2,3-Trichloropropane	ND	3.7	1.1	ug/kg	
120-82-1	1,2,4-Trichlorobenzene	ND	3.7	1.1	ug/kg	
95-63-6	1,2,4-Trimethylbenzene	ND	3.7	1.1	ug/kg	
108-67-8	1,3,5-Trimethylbenzene	ND	3.7	1.1	ug/kg	
127-18-4	Tetrachloroethylene	ND	3.7	2.6	ug/kg	
108-88-3	Toluene	7.4	3.7	1.1	ug/kg	
79-01-6	Trichloroethylene	ND	3.7	0.75	ug/kg	
75-69-4	Trichlorofluoromethane	ND	3.7	0.89	ug/kg	
75-01-4	Vinyl chloride	ND	3.7	1.9	ug/kg	
1330-20-7	Xylene (total)	29.0	7.5	3.0	ug/kg	

CAS No.	Surrogate Recoveries	Run# 1	Run# 2	Limits
1868-53-7	Dibromofluoromethane	98%		60-130%
2037-26-5	Toluene-D8	100%		60-130%

ND = Not detected      MDL - Method Detection Limit  
 RL = Reporting Limit  
 E = Indicates value exceeds calibration range

J = Indicates an estimated value  
 B = Indicates analyte found in associated method blank  
 N = Indicates presumptive evidence of a compound

## Report of Analysis

<b>Client Sample ID:</b> J23-2.3	
<b>Lab Sample ID:</b> C17685-25	<b>Date Sampled:</b> 08/29/11
<b>Matrix:</b> SO - Soil	<b>Date Received:</b> 08/30/11
<b>Method:</b> SW846 8260B	<b>Percent Solids:</b> n/a <sup>a</sup>
<b>Project:</b> Romic Soil Investigation(Romic EPA) - 2081 Bay Road, East Palo Alto, CA	

### VOA 8260 List

CAS No.	Surrogate Recoveries	Run# 1	Run# 2	Limits
460-00-4	4-Bromofluorobenzene	101%		60-130%

(a) All results reported on wet weight basis.

ND = Not detected      MDL - Method Detection Limit  
 RL = Reporting Limit  
 E = Indicates value exceeds calibration range

J = Indicates an estimated value  
 B = Indicates analyte found in associated method blank  
 N = Indicates presumptive evidence of a compound

## Report of Analysis

<b>Client Sample ID:</b>	J23-2.3	<b>Date Sampled:</b>	08/29/11
<b>Lab Sample ID:</b>	C17685-25	<b>Date Received:</b>	08/30/11
<b>Matrix:</b>	SO - Soil	<b>Percent Solids:</b>	n/a <sup>a</sup>
<b>Project:</b>	Romic Soil Investigation(Romic EPA) - 2081 Bay Road, East Palo Alto, CA		

### Metals Analysis

Analyte	Result	RL	Units	DF	Prep	Analyzed By	Method	Prep Method
Arsenic	2.2	1.8	mg/kg	1	08/31/11	08/31/11 RS	SW846 6010B <sup>1</sup>	SW846 3050B <sup>3</sup>
Lead	5.5	1.8	mg/kg	1	08/31/11	08/31/11 RS	SW846 6010B <sup>1</sup>	SW846 3050B <sup>3</sup>
Mercury	< 0.038	0.038	mg/kg	1	09/07/11	09/08/11 RW	SW846 7471A <sup>2</sup>	SW846 7471A <sup>4</sup>

(1) Instrument QC Batch: MA2071

(2) Instrument QC Batch: MA2081

(3) Prep QC Batch: MP3908

(4) Prep QC Batch: MP3946

(a) All results reported on wet weight basis.

RL = Reporting Limit

## Report of Analysis

<b>Client Sample ID:</b>	J23-5.0	<b>Date Sampled:</b>	08/29/11
<b>Lab Sample ID:</b>	C17685-26	<b>Date Received:</b>	08/30/11
<b>Matrix:</b>	SO - Soil	<b>Percent Solids:</b>	n/a <sup>a</sup>
<b>Method:</b>	SW846 8260B	<b>Project:</b> Romic Soil Investigation(Romic EPA) - 2081 Bay Road, East Palo Alto, CA	

Run #1	File ID	DF	Analyzed	By	Prep Date	Prep Batch	Analytical Batch
Run #1	M27245.D	1	09/06/11	XB	n/a	n/a	VM864
Run #2							

Run #1	Initial Weight	Final Volume	Methanol Aliquot
Run #1	6.41 g	5.0 ml	100 ul
Run #2			

## VOA 8260 List

CAS No.	Compound	Result	RL	MDL	Units	Q
67-64-1	Acetone	ND	3900	780	ug/kg	
71-43-2	Benzene	ND	200	59	ug/kg	
108-86-1	Bromobenzene	ND	200	59	ug/kg	
74-97-5	Bromochloromethane	ND	200	59	ug/kg	
75-27-4	Bromodichloromethane	ND	200	39	ug/kg	
75-25-2	Bromoform	ND	200	39	ug/kg	
104-51-8	n-Butylbenzene	92.2	200	59	ug/kg	J
135-98-8	sec-Butylbenzene	ND	200	59	ug/kg	
98-06-6	tert-Butylbenzene	ND	200	59	ug/kg	
108-90-7	Chlorobenzene	ND	200	59	ug/kg	
75-00-3	Chloroethane	77.5	200	59	ug/kg	J
67-66-3	Chloroform	ND	200	59	ug/kg	
95-49-8	o-Chlorotoluene	ND	200	59	ug/kg	
106-43-4	p-Chlorotoluene	ND	200	59	ug/kg	
56-23-5	Carbon tetrachloride	ND	200	39	ug/kg	
75-34-3	1,1-Dichloroethane	ND	200	39	ug/kg	
75-35-4	1,1-Dichloroethylene	ND	200	59	ug/kg	
563-58-6	1,1-Dichloropropene	ND	200	59	ug/kg	
96-12-8	1,2-Dibromo-3-chloropropane	ND	200	39	ug/kg	
106-93-4	1,2-Dibromoethane	ND	200	39	ug/kg	
107-06-2	1,2-Dichloroethane	ND	200	59	ug/kg	
78-87-5	1,2-Dichloropropane	ND	200	59	ug/kg	
142-28-9	1,3-Dichloropropane	ND	200	59	ug/kg	
108-20-3	Di-Isopropyl ether	ND	200	59	ug/kg	
594-20-7	2,2-Dichloropropane	ND	200	59	ug/kg	
124-48-1	Dibromochloromethane	ND	200	39	ug/kg	
75-71-8	Dichlorodifluoromethane	ND	200	39	ug/kg	
156-59-2	cis-1,2-Dichloroethylene	ND	200	59	ug/kg	
10061-01-5	cis-1,3-Dichloropropene	ND	200	59	ug/kg	
541-73-1	m-Dichlorobenzene	ND	200	59	ug/kg	
95-50-1	o-Dichlorobenzene	ND	200	59	ug/kg	
106-46-7	p-Dichlorobenzene	ND	200	59	ug/kg	

ND = Not detected MDL - Method Detection Limit

RL = Reporting Limit

E = Indicates value exceeds calibration range

J = Indicates an estimated value

B = Indicates analyte found in associated method blank

N = Indicates presumptive evidence of a compound

## Report of Analysis

<b>Client Sample ID:</b>	J23-5.0	<b>Date Sampled:</b>	08/29/11
<b>Lab Sample ID:</b>	C17685-26	<b>Date Received:</b>	08/30/11
<b>Matrix:</b>	SO - Soil	<b>Percent Solids:</b>	n/a <sup>a</sup>
<b>Method:</b>	SW846 8260B	<b>Project:</b> Romic Soil Investigation(Romic EPA) - 2081 Bay Road,East Palo Alto,CA	

## VOA 8260 List

CAS No.	Compound	Result	RL	MDL	Units	Q
156-60-5	trans-1,2-Dichloroethylene	ND	200	59	ug/kg	
10061-02-6	trans-1,3-Dichloropropene	ND	200	59	ug/kg	
100-41-4	Ethylbenzene	817	200	59	ug/kg	
637-92-3	Ethyl tert-Butyl Ether	ND	200	59	ug/kg	
591-78-6	2-Hexanone	ND	1600	200	ug/kg	
87-68-3	Hexachlorobutadiene	ND	200	39	ug/kg	
98-82-8	Isopropylbenzene	ND	200	59	ug/kg	
99-87-6	p-Isopropyltoluene	63.0	200	59	ug/kg	J
108-10-1	4-Methyl-2-pentanone	ND	1600	590	ug/kg	
74-83-9	Methyl bromide	ND	200	98	ug/kg	
74-87-3	Methyl chloride	ND	200	59	ug/kg	
74-95-3	Methylene bromide	ND	200	98	ug/kg	
75-09-2	Methylene chloride	ND	980	620	ug/kg	
78-93-3	Methyl ethyl ketone	ND	1600	470	ug/kg	
1634-04-4	Methyl Tert Butyl Ether	ND	200	39	ug/kg	
91-20-3	Naphthalene	621	200	59	ug/kg	
103-65-1	n-Propylbenzene	ND	200	59	ug/kg	
100-42-5	Styrene	ND	200	39	ug/kg	
994-05-8	Tert-Amyl Methyl Ether	ND	200	47	ug/kg	
75-65-0	Tert Butyl Alcohol	ND	1600	390	ug/kg	
630-20-6	1,1,1,2-Tetrachloroethane	ND	200	39	ug/kg	
71-55-6	1,1,1-Trichloroethane	ND	200	59	ug/kg	
79-34-5	1,1,2,2-Tetrachloroethane	ND	200	39	ug/kg	
79-00-5	1,1,2-Trichloroethane	ND	200	39	ug/kg	
87-61-6	1,2,3-Trichlorobenzene	ND	200	59	ug/kg	
96-18-4	1,2,3-Trichloropropane	ND	200	59	ug/kg	
120-82-1	1,2,4-Trichlorobenzene	ND	200	59	ug/kg	
95-63-6	1,2,4-Trimethylbenzene	449	200	59	ug/kg	
108-67-8	1,3,5-Trimethylbenzene	152	200	59	ug/kg	J
127-18-4	Tetrachloroethylene	ND	200	140	ug/kg	
108-88-3	Toluene	144	200	59	ug/kg	J
79-01-6	Trichloroethylene	ND	200	39	ug/kg	
75-69-4	Trichlorofluoromethane	ND	200	47	ug/kg	
75-01-4	Vinyl chloride	ND	200	98	ug/kg	
1330-20-7	Xylene (total)	2350	390	160	ug/kg	

CAS No.	Surrogate Recoveries	Run# 1	Run# 2	Limits
1868-53-7	Dibromofluoromethane	87%		60-130%
2037-26-5	Toluene-D8	98%		60-130%

ND = Not detected MDL - Method Detection Limit

RL = Reporting Limit

E = Indicates value exceeds calibration range

J = Indicates an estimated value

B = Indicates analyte found in associated method blank

N = Indicates presumptive evidence of a compound

## Report of Analysis

<b>Client Sample ID:</b>	J23-5.0	<b>Date Sampled:</b>	08/29/11
<b>Lab Sample ID:</b>	C17685-26	<b>Date Received:</b>	08/30/11
<b>Matrix:</b>	SO - Soil	<b>Percent Solids:</b>	n/a <sup>a</sup>
<b>Method:</b>	SW846 8260B	<b>Project:</b> Romic Soil Investigation(Romic EPA) - 2081 Bay Road, East Palo Alto, CA	

### VOA 8260 List

CAS No.	Surrogate Recoveries	Run# 1	Run# 2	Limits
460-00-4	4-Bromofluorobenzene	98%		60-130%

(a) All results reported on wet weight basis.

ND = Not detected      MDL - Method Detection Limit  
 RL = Reporting Limit  
 E = Indicates value exceeds calibration range

J = Indicates an estimated value  
 B = Indicates analyte found in associated method blank  
 N = Indicates presumptive evidence of a compound



## Report of Analysis

<b>Client Sample ID:</b>	J23-5.0	<b>Date Sampled:</b>	08/29/11
<b>Lab Sample ID:</b>	C17685-26	<b>Date Received:</b>	08/30/11
<b>Matrix:</b>	SO - Soil	<b>Percent Solids:</b>	n/a <sup>a</sup>
<b>Project:</b>	Romic Soil Investigation(Romic EPA) - 2081 Bay Road, East Palo Alto, CA		

### Metals Analysis

Analyte	Result	RL	Units	DF	Prep	Analyzed By	Method	Prep Method
Arsenic	2.0	1.7	mg/kg	1	08/31/11	09/01/11 RS	SW846 6010B <sup>1</sup>	SW846 3050B <sup>3</sup>
Lead	10.1	1.7	mg/kg	1	08/31/11	09/01/11 RS	SW846 6010B <sup>1</sup>	SW846 3050B <sup>3</sup>
Mercury	0.053	0.040	mg/kg	1	09/07/11	09/08/11 RW	SW846 7471A <sup>2</sup>	SW846 7471A <sup>4</sup>

(1) Instrument QC Batch: MA2071

(2) Instrument QC Batch: MA2081

(3) Prep QC Batch: MP3908

(4) Prep QC Batch: MP3946

(a) All results reported on wet weight basis.

RL = Reporting Limit

## Report of Analysis

<b>Client Sample ID:</b>	J23-9.0	<b>Date Sampled:</b>	08/29/11
<b>Lab Sample ID:</b>	C17685-27	<b>Date Received:</b>	08/30/11
<b>Matrix:</b>	SO - Soil	<b>Percent Solids:</b>	n/a <sup>a</sup>
<b>Method:</b>	SW846 8260B	<b>Project:</b> Romc Soil Investigation(Romc EPA) - 2081 Bay Road,East Palo Alto,CA	

Run #1	File ID	DF	Analyzed	By	Prep Date	Prep Batch	Analytical Batch
Run #1	M27241.D	1	09/05/11	XB	n/a	n/a	VM864
Run #2							

Run #1	Initial Weight	Final Volume	Methanol Aliquot
Run #1	5.31 g	5.0 ml	3.0 ul
Run #2			

## VOA 8260 List

CAS No.	Compound	Result	RL	MDL	Units	Q
67-64-1	Acetone	ND	160000	31000	ug/kg	
71-43-2	Benzene	ND	7800	2400	ug/kg	
108-86-1	Bromobenzene	ND	7800	2400	ug/kg	
74-97-5	Bromochloromethane	ND	7800	2400	ug/kg	
75-27-4	Bromodichloromethane	ND	7800	1600	ug/kg	
75-25-2	Bromoform	ND	7800	1600	ug/kg	
104-51-8	n-Butylbenzene	ND	7800	2400	ug/kg	
135-98-8	sec-Butylbenzene	ND	7800	2400	ug/kg	
98-06-6	tert-Butylbenzene	ND	7800	2400	ug/kg	
108-90-7	Chlorobenzene	ND	7800	2400	ug/kg	
75-00-3	Chloroethane	ND	7800	2400	ug/kg	
67-66-3	Chloroform	ND	7800	2400	ug/kg	
95-49-8	o-Chlorotoluene	ND	7800	2400	ug/kg	
106-43-4	p-Chlorotoluene	ND	7800	2400	ug/kg	
56-23-5	Carbon tetrachloride	ND	7800	1600	ug/kg	
75-34-3	1,1-Dichloroethane	2740	7800	1600	ug/kg	J
75-35-4	1,1-Dichloroethylene	ND	7800	2400	ug/kg	
563-58-6	1,1-Dichloropropene	ND	7800	2400	ug/kg	
96-12-8	1,2-Dibromo-3-chloropropane	ND	7800	1600	ug/kg	
106-93-4	1,2-Dibromoethane	ND	7800	1600	ug/kg	
107-06-2	1,2-Dichloroethane	ND	7800	2400	ug/kg	
78-87-5	1,2-Dichloropropane	ND	7800	2400	ug/kg	
142-28-9	1,3-Dichloropropane	ND	7800	2400	ug/kg	
108-20-3	Di-Isopropyl ether	ND	7800	2400	ug/kg	
594-20-7	2,2-Dichloropropane	ND	7800	2400	ug/kg	
124-48-1	Dibromochloromethane	ND	7800	1600	ug/kg	
75-71-8	Dichlorodifluoromethane	ND	7800	1600	ug/kg	
156-59-2	cis-1,2-Dichloroethylene	61400	7800	2400	ug/kg	
10061-01-5	cis-1,3-Dichloropropene	ND	7800	2400	ug/kg	
541-73-1	m-Dichlorobenzene	ND	7800	2400	ug/kg	
95-50-1	o-Dichlorobenzene	19200	7800	2400	ug/kg	
106-46-7	p-Dichlorobenzene	ND	7800	2400	ug/kg	

ND = Not detected MDL - Method Detection Limit

RL = Reporting Limit

E = Indicates value exceeds calibration range

J = Indicates an estimated value

B = Indicates analyte found in associated method blank

N = Indicates presumptive evidence of a compound

## Report of Analysis

<b>Client Sample ID:</b>	J23-9.0	<b>Date Sampled:</b>	08/29/11
<b>Lab Sample ID:</b>	C17685-27	<b>Date Received:</b>	08/30/11
<b>Matrix:</b>	SO - Soil	<b>Percent Solids:</b>	n/a <sup>a</sup>
<b>Method:</b>	SW846 8260B	<b>Project:</b> Romic Soil Investigation(Romic EPA) - 2081 Bay Road,East Palo Alto,CA	

## VOA 8260 List

CAS No.	Compound	Result	RL	MDL	Units	Q
156-60-5	trans-1,2-Dichloroethylene	ND	7800	2400	ug/kg	
10061-02-6	trans-1,3-Dichloropropene	ND	7800	2400	ug/kg	
100-41-4	Ethylbenzene	61500	7800	2400	ug/kg	
637-92-3	Ethyl tert-Butyl Ether	ND	7800	2400	ug/kg	
591-78-6	2-Hexanone	ND	63000	7800	ug/kg	
87-68-3	Hexachlorobutadiene	ND	7800	1600	ug/kg	
98-82-8	Isopropylbenzene	ND	7800	2400	ug/kg	
99-87-6	p-Isopropyltoluene	ND	7800	2400	ug/kg	
108-10-1	4-Methyl-2-pentanone	ND	63000	24000	ug/kg	
74-83-9	Methyl bromide	ND	7800	3900	ug/kg	
74-87-3	Methyl chloride	ND	7800	2400	ug/kg	
74-95-3	Methylene bromide	ND	7800	3900	ug/kg	
75-09-2	Methylene chloride	ND	39000	25000	ug/kg	
78-93-3	Methyl ethyl ketone	ND	63000	19000	ug/kg	
1634-04-4	Methyl Tert Butyl Ether	ND	7800	1600	ug/kg	
91-20-3	Naphthalene	2630	7800	2400	ug/kg	J
103-65-1	n-Propylbenzene	2860	7800	2400	ug/kg	J
100-42-5	Styrene	ND	7800	1600	ug/kg	
994-05-8	Tert-Amyl Methyl Ether	ND	7800	1900	ug/kg	
75-65-0	Tert Butyl Alcohol	ND	63000	16000	ug/kg	
630-20-6	1,1,1,2-Tetrachloroethane	ND	7800	1600	ug/kg	
71-55-6	1,1,1-Trichloroethane	ND	7800	2400	ug/kg	
79-34-5	1,1,2,2-Tetrachloroethane	ND	7800	1600	ug/kg	
79-00-5	1,1,2-Trichloroethane	ND	7800	1600	ug/kg	
87-61-6	1,2,3-Trichlorobenzene	ND	7800	2400	ug/kg	
96-18-4	1,2,3-Trichloropropane	ND	7800	2400	ug/kg	
120-82-1	1,2,4-Trichlorobenzene	ND	7800	2400	ug/kg	
95-63-6	1,2,4-Trimethylbenzene	14400	7800	2400	ug/kg	
108-67-8	1,3,5-Trimethylbenzene	4550	7800	2400	ug/kg	J
127-18-4	Tetrachloroethylene	20500	7800	5500	ug/kg	
108-88-3	Toluene	86600	7800	2400	ug/kg	
79-01-6	Trichloroethylene	2660	7800	1600	ug/kg	J
75-69-4	Trichlorofluoromethane	ND	7800	1900	ug/kg	
75-01-4	Vinyl chloride	ND	7800	3900	ug/kg	
1330-20-7	Xylene (total)	214000	16000	6300	ug/kg	

CAS No.	Surrogate Recoveries	Run# 1	Run# 2	Limits
1868-53-7	Dibromofluoromethane	88%		60-130%
2037-26-5	Toluene-D8	98%		60-130%

ND = Not detected MDL - Method Detection Limit

RL = Reporting Limit

E = Indicates value exceeds calibration range

J = Indicates an estimated value

B = Indicates analyte found in associated method blank

N = Indicates presumptive evidence of a compound

## Report of Analysis

<b>Client Sample ID:</b> J23-9.0	
<b>Lab Sample ID:</b> C17685-27	<b>Date Sampled:</b> 08/29/11
<b>Matrix:</b> SO - Soil	<b>Date Received:</b> 08/30/11
<b>Method:</b> SW846 8260B	<b>Percent Solids:</b> n/a <sup>a</sup>
<b>Project:</b> Romic Soil Investigation(Romic EPA) - 2081 Bay Road, East Palo Alto, CA	

### VOA 8260 List

CAS No.	Surrogate Recoveries	Run# 1	Run# 2	Limits
460-00-4	4-Bromofluorobenzene	99%		60-130%

(a) All results reported on wet weight basis.

ND = Not detected      MDL - Method Detection Limit  
 RL = Reporting Limit  
 E = Indicates value exceeds calibration range

J = Indicates an estimated value  
 B = Indicates analyte found in associated method blank  
 N = Indicates presumptive evidence of a compound

## Report of Analysis

<b>Client Sample ID:</b>	J23-9.0	<b>Date Sampled:</b>	08/29/11
<b>Lab Sample ID:</b>	C17685-27	<b>Date Received:</b>	08/30/11
<b>Matrix:</b>	SO - Soil	<b>Percent Solids:</b>	n/a <sup>a</sup>
<b>Project:</b>	Romic Soil Investigation(Romic EPA) - 2081 Bay Road, East Palo Alto, CA		

### Metals Analysis

Analyte	Result	RL	Units	DF	Prep	Analyzed By	Method	Prep Method
Arsenic	3.4	1.9	mg/kg	1	08/31/11	08/31/11 RS	SW846 6010B <sup>1</sup>	SW846 3050B <sup>3</sup>
Lead	4.8	1.9	mg/kg	1	08/31/11	08/31/11 RS	SW846 6010B <sup>1</sup>	SW846 3050B <sup>3</sup>
Mercury	< 0.038	0.038	mg/kg	1	09/07/11	09/08/11 RW	SW846 7471A <sup>2</sup>	SW846 7471A <sup>4</sup>

- (1) Instrument QC Batch: MA2071
- (2) Instrument QC Batch: MA2081
- (3) Prep QC Batch: MP3908
- (4) Prep QC Batch: MP3946

(a) All results reported on wet weight basis.

---

RL = Reporting Limit

## Report of Analysis

<b>Client Sample ID:</b>	J23-9.0 DUP	<b>Date Sampled:</b>	08/29/11
<b>Lab Sample ID:</b>	C17685-27A	<b>Date Received:</b>	08/30/11
<b>Matrix:</b>	SO - Soil	<b>Percent Solids:</b>	n/a <sup>a</sup>
<b>Project:</b>	Romic Soil Investigation(Romic EPA) - 2081 Bay Road, East Palo Alto, CA		

### Metals Analysis

Analyte	Result	RL	Units	DF	Prep	Analyzed By	Method	Prep Method
Arsenic	3.6	1.9	mg/kg	1	08/31/11	09/01/11 RS	SW846 6010B <sup>1</sup>	SW846 3050B <sup>3</sup>
Lead	5.0	1.9	mg/kg	1	08/31/11	09/01/11 RS	SW846 6010B <sup>1</sup>	SW846 3050B <sup>3</sup>
Mercury	< 0.039	0.039	mg/kg	1	09/07/11	09/08/11 RW	SW846 7471A <sup>2</sup>	SW846 7471A <sup>4</sup>

(1) Instrument QC Batch: MA2071

(2) Instrument QC Batch: MA2081

(3) Prep QC Batch: MP3908

(4) Prep QC Batch: MP3946

(a) All results reported on wet weight basis.

RL = Reporting Limit

## Report of Analysis

<b>Client Sample ID:</b>	J23A-9.0	<b>Date Sampled:</b>	08/29/11
<b>Lab Sample ID:</b>	C17685-28	<b>Date Received:</b>	08/30/11
<b>Matrix:</b>	SO - Soil	<b>Percent Solids:</b>	n/a <sup>a</sup>
<b>Method:</b>	SW846 8260B	<b>Project:</b> Romic Soil Investigation(Romic EPA) - 2081 Bay Road, East Palo Alto, CA	

Run #1	File ID	DF	Analyzed	By	Prep Date	Prep Batch	Analytical Batch
Run #1	M27242.D	1	09/06/11	XB	n/a	n/a	VM864
Run #2							

Run #1	Initial Weight	Final Volume	Methanol Aliquot
Run #1	5.93 g	5.0 ml	2.0 ul
Run #2			

## VOA 8260 List

CAS No.	Compound	Result	RL	MDL	Units	Q
67-64-1	Acetone	ND	210000	42000	ug/kg	
71-43-2	Benzene	ND	11000	3200	ug/kg	
108-86-1	Bromobenzene	ND	11000	3200	ug/kg	
74-97-5	Bromochloromethane	ND	11000	3200	ug/kg	
75-27-4	Bromodichloromethane	ND	11000	2100	ug/kg	
75-25-2	Bromoform	ND	11000	2100	ug/kg	
104-51-8	n-Butylbenzene	ND	11000	3200	ug/kg	
135-98-8	sec-Butylbenzene	ND	11000	3200	ug/kg	
98-06-6	tert-Butylbenzene	ND	11000	3200	ug/kg	
108-90-7	Chlorobenzene	ND	11000	3200	ug/kg	
75-00-3	Chloroethane	ND	11000	3200	ug/kg	
67-66-3	Chloroform	ND	11000	3200	ug/kg	
95-49-8	o-Chlorotoluene	ND	11000	3200	ug/kg	
106-43-4	p-Chlorotoluene	ND	11000	3200	ug/kg	
56-23-5	Carbon tetrachloride	ND	11000	2100	ug/kg	
75-34-3	1,1-Dichloroethane	ND	11000	2100	ug/kg	
75-35-4	1,1-Dichloroethylene	ND	11000	3200	ug/kg	
563-58-6	1,1-Dichloropropene	ND	11000	3200	ug/kg	
96-12-8	1,2-Dibromo-3-chloropropane	ND	11000	2100	ug/kg	
106-93-4	1,2-Dibromoethane	ND	11000	2100	ug/kg	
107-06-2	1,2-Dichloroethane	ND	11000	3200	ug/kg	
78-87-5	1,2-Dichloropropane	ND	11000	3200	ug/kg	
142-28-9	1,3-Dichloropropane	ND	11000	3200	ug/kg	
108-20-3	Di-Isopropyl ether	ND	11000	3200	ug/kg	
594-20-7	2,2-Dichloropropane	ND	11000	3200	ug/kg	
124-48-1	Dibromochloromethane	ND	11000	2100	ug/kg	
75-71-8	Dichlorodifluoromethane	ND	11000	2100	ug/kg	
156-59-2	cis-1,2-Dichloroethylene	34200	11000	3200	ug/kg	
10061-01-5	cis-1,3-Dichloropropene	ND	11000	3200	ug/kg	
541-73-1	m-Dichlorobenzene	ND	11000	3200	ug/kg	
95-50-1	o-Dichlorobenzene	11400	11000	3200	ug/kg	
106-46-7	p-Dichlorobenzene	ND	11000	3200	ug/kg	

ND = Not detected MDL - Method Detection Limit

RL = Reporting Limit

E = Indicates value exceeds calibration range

J = Indicates an estimated value

B = Indicates analyte found in associated method blank

N = Indicates presumptive evidence of a compound

## Report of Analysis

<b>Client Sample ID:</b>	J23A-9.0	<b>Date Sampled:</b>	08/29/11
<b>Lab Sample ID:</b>	C17685-28	<b>Date Received:</b>	08/30/11
<b>Matrix:</b>	SO - Soil	<b>Percent Solids:</b>	n/a <sup>a</sup>
<b>Method:</b>	SW846 8260B		
<b>Project:</b>	Romic Soil Investigation(Romic EPA) - 2081 Bay Road,East Palo Alto,CA		

## VOA 8260 List

CAS No.	Compound	Result	RL	MDL	Units	Q
156-60-5	trans-1,2-Dichloroethylene	ND	11000	3200	ug/kg	
10061-02-6	trans-1,3-Dichloropropene	ND	11000	3200	ug/kg	
100-41-4	Ethylbenzene	34000	11000	3200	ug/kg	
637-92-3	Ethyl tert-Butyl Ether	ND	11000	3200	ug/kg	
591-78-6	2-Hexanone	ND	84000	11000	ug/kg	
87-68-3	Hexachlorobutadiene	ND	11000	2100	ug/kg	
98-82-8	Isopropylbenzene	ND	11000	3200	ug/kg	
99-87-6	p-Isopropyltoluene	ND	11000	3200	ug/kg	
108-10-1	4-Methyl-2-pentanone	ND	84000	32000	ug/kg	
74-83-9	Methyl bromide	ND	11000	5300	ug/kg	
74-87-3	Methyl chloride	ND	11000	3200	ug/kg	
74-95-3	Methylene bromide	ND	11000	5300	ug/kg	
75-09-2	Methylene chloride	ND	53000	34000	ug/kg	
78-93-3	Methyl ethyl ketone	ND	84000	25000	ug/kg	
1634-04-4	Methyl Tert Butyl Ether	ND	11000	2100	ug/kg	
91-20-3	Naphthalene	ND	11000	3200	ug/kg	
103-65-1	n-Propylbenzene	ND	11000	3200	ug/kg	
100-42-5	Styrene	ND	11000	2100	ug/kg	
994-05-8	Tert-Amyl Methyl Ether	ND	11000	2500	ug/kg	
75-65-0	Tert Butyl Alcohol	ND	84000	21000	ug/kg	
630-20-6	1,1,1,2-Tetrachloroethane	ND	11000	2100	ug/kg	
71-55-6	1,1,1-Trichloroethane	ND	11000	3200	ug/kg	
79-34-5	1,1,2,2-Tetrachloroethane	ND	11000	2100	ug/kg	
79-00-5	1,1,2-Trichloroethane	ND	11000	2100	ug/kg	
87-61-6	1,2,3-Trichlorobenzene	ND	11000	3200	ug/kg	
96-18-4	1,2,3-Trichloropropane	ND	11000	3200	ug/kg	
120-82-1	1,2,4-Trichlorobenzene	ND	11000	3200	ug/kg	
95-63-6	1,2,4-Trimethylbenzene	8300	11000	3200	ug/kg	J
108-67-8	1,3,5-Trimethylbenzene	ND	11000	3200	ug/kg	
127-18-4	Tetrachloroethylene	10500	11000	7400	ug/kg	J
108-88-3	Toluene	45900	11000	3200	ug/kg	
79-01-6	Trichloroethylene	ND	11000	2100	ug/kg	
75-69-4	Trichlorofluoromethane	ND	11000	2500	ug/kg	
75-01-4	Vinyl chloride	ND	11000	5300	ug/kg	
1330-20-7	Xylene (total)	119000	21000	8400	ug/kg	

CAS No.	Surrogate Recoveries	Run# 1	Run# 2	Limits
1868-53-7	Dibromofluoromethane	88%		60-130%
2037-26-5	Toluene-D8	98%		60-130%

ND = Not detected MDL - Method Detection Limit

RL = Reporting Limit

E = Indicates value exceeds calibration range

J = Indicates an estimated value

B = Indicates analyte found in associated method blank

N = Indicates presumptive evidence of a compound



## Report of Analysis

<b>Client Sample ID:</b>	J23A-9.0	<b>Date Sampled:</b>	08/29/11
<b>Lab Sample ID:</b>	C17685-28	<b>Date Received:</b>	08/30/11
<b>Matrix:</b>	SO - Soil	<b>Percent Solids:</b>	n/a <sup>a</sup>
<b>Method:</b>	SW846 8260B	<b>Project:</b> Romic Soil Investigation(Romic EPA) - 2081 Bay Road, East Palo Alto, CA	

### VOA 8260 List

CAS No.	Surrogate Recoveries	Run# 1	Run# 2	Limits
460-00-4	4-Bromofluorobenzene	97%		60-130%

(a) All results reported on wet weight basis.

ND = Not detected      MDL - Method Detection Limit  
 RL = Reporting Limit  
 E = Indicates value exceeds calibration range

J = Indicates an estimated value  
 B = Indicates analyte found in associated method blank  
 N = Indicates presumptive evidence of a compound

## Report of Analysis

<b>Client Sample ID:</b>	K25-0.5	<b>Date Sampled:</b>	08/29/11
<b>Lab Sample ID:</b>	C17685-29	<b>Date Received:</b>	08/30/11
<b>Matrix:</b>	SO - Soil	<b>Percent Solids:</b>	n/a <sup>a</sup>
<b>Method:</b>	SW846 8260B	<b>Project:</b> Romic Soil Investigation(Romic EPA) - 2081 Bay Road, East Palo Alto, CA	

Run #	File ID	DF	Analyzed	By	Prep Date	Prep Batch	Analytical Batch
Run #1	M27233.D	1	09/05/11	XB	n/a	n/a	VM864
Run #2							

Run #	Initial Weight
Run #1	4.51 g
Run #2	

## VOA 8260 List

CAS No.	Compound	Result	RL	MDL	Units	Q
67-64-1	Acetone	110	110	22	ug/kg	
71-43-2	Benzene	7.5	5.5	1.7	ug/kg	
108-86-1	Bromobenzene	ND	5.5	1.7	ug/kg	
74-97-5	Bromochloromethane	ND	5.5	1.7	ug/kg	
75-27-4	Bromodichloromethane	ND	5.5	1.1	ug/kg	
75-25-2	Bromoform	ND	5.5	1.1	ug/kg	
104-51-8	n-Butylbenzene	ND	5.5	1.7	ug/kg	
135-98-8	sec-Butylbenzene	ND	5.5	1.7	ug/kg	
98-06-6	tert-Butylbenzene	ND	5.5	1.7	ug/kg	
108-90-7	Chlorobenzene	ND	5.5	1.7	ug/kg	
75-00-3	Chloroethane	ND	5.5	1.7	ug/kg	
67-66-3	Chloroform	ND	5.5	1.7	ug/kg	
95-49-8	o-Chlorotoluene	ND	5.5	1.7	ug/kg	
106-43-4	p-Chlorotoluene	ND	5.5	1.7	ug/kg	
56-23-5	Carbon tetrachloride	ND	5.5	1.1	ug/kg	
75-34-3	1,1-Dichloroethane	ND	5.5	1.1	ug/kg	
75-35-4	1,1-Dichloroethylene	ND	5.5	1.7	ug/kg	
563-58-6	1,1-Dichloropropene	ND	5.5	1.7	ug/kg	
96-12-8	1,2-Dibromo-3-chloropropane	ND	5.5	1.1	ug/kg	
106-93-4	1,2-Dibromoethane	ND	5.5	1.1	ug/kg	
107-06-2	1,2-Dichloroethane	ND	5.5	1.7	ug/kg	
78-87-5	1,2-Dichloropropane	ND	5.5	1.7	ug/kg	
142-28-9	1,3-Dichloropropane	ND	5.5	1.7	ug/kg	
108-20-3	Di-Isopropyl ether	ND	5.5	1.7	ug/kg	
594-20-7	2,2-Dichloropropane	ND	5.5	1.7	ug/kg	
124-48-1	Dibromochloromethane	ND	5.5	1.1	ug/kg	
75-71-8	Dichlorodifluoromethane	ND	5.5	1.1	ug/kg	
156-59-2	cis-1,2-Dichloroethylene	ND	5.5	1.7	ug/kg	
10061-01-5	cis-1,3-Dichloropropene	ND	5.5	1.7	ug/kg	
541-73-1	m-Dichlorobenzene	ND	5.5	1.7	ug/kg	
95-50-1	o-Dichlorobenzene	ND	5.5	1.7	ug/kg	
106-46-7	p-Dichlorobenzene	ND	5.5	1.7	ug/kg	

ND = Not detected MDL - Method Detection Limit

RL = Reporting Limit

E = Indicates value exceeds calibration range

J = Indicates an estimated value

B = Indicates analyte found in associated method blank

N = Indicates presumptive evidence of a compound

## Report of Analysis

<b>Client Sample ID:</b>	K25-0.5	<b>Date Sampled:</b>	08/29/11
<b>Lab Sample ID:</b>	C17685-29	<b>Date Received:</b>	08/30/11
<b>Matrix:</b>	SO - Soil	<b>Percent Solids:</b>	n/a <sup>a</sup>
<b>Method:</b>	SW846 8260B	<b>Project:</b> Romic Soil Investigation(Romic EPA) - 2081 Bay Road,East Palo Alto,CA	

## VOA 8260 List

CAS No.	Compound	Result	RL	MDL	Units	Q
156-60-5	trans-1,2-Dichloroethylene	ND	5.5	1.7	ug/kg	
10061-02-6	trans-1,3-Dichloropropene	ND	5.5	1.7	ug/kg	
100-41-4	Ethylbenzene	9.9	5.5	1.7	ug/kg	
637-92-3	Ethyl tert-Butyl Ether	ND	5.5	1.7	ug/kg	
591-78-6	2-Hexanone	ND	44	5.5	ug/kg	
87-68-3	Hexachlorobutadiene	ND	5.5	1.1	ug/kg	
98-82-8	Isopropylbenzene	ND	5.5	1.7	ug/kg	
99-87-6	p-Isopropyltoluene	ND	5.5	1.7	ug/kg	
108-10-1	4-Methyl-2-pentanone	ND	44	17	ug/kg	
74-83-9	Methyl bromide	ND	5.5	2.8	ug/kg	
74-87-3	Methyl chloride	ND	5.5	1.7	ug/kg	
74-95-3	Methylene bromide	ND	5.5	2.8	ug/kg	
75-09-2	Methylene chloride	ND	28	18	ug/kg	
78-93-3	Methyl ethyl ketone	22.8	44	13	ug/kg	J
1634-04-4	Methyl Tert Butyl Ether	ND	5.5	1.1	ug/kg	
91-20-3	Naphthalene	ND	5.5	1.7	ug/kg	
103-65-1	n-Propylbenzene	ND	5.5	1.7	ug/kg	
100-42-5	Styrene	ND	5.5	1.1	ug/kg	
994-05-8	Tert-Amyl Methyl Ether	ND	5.5	1.3	ug/kg	
75-65-0	Tert Butyl Alcohol	ND	44	11	ug/kg	
630-20-6	1,1,1,2-Tetrachloroethane	ND	5.5	1.1	ug/kg	
71-55-6	1,1,1-Trichloroethane	ND	5.5	1.7	ug/kg	
79-34-5	1,1,2,2-Tetrachloroethane	ND	5.5	1.1	ug/kg	
79-00-5	1,1,2-Trichloroethane	ND	5.5	1.1	ug/kg	
87-61-6	1,2,3-Trichlorobenzene	ND	5.5	1.7	ug/kg	
96-18-4	1,2,3-Trichloropropane	ND	5.5	1.7	ug/kg	
120-82-1	1,2,4-Trichlorobenzene	ND	5.5	1.7	ug/kg	
95-63-6	1,2,4-Trimethylbenzene	ND	5.5	1.7	ug/kg	
108-67-8	1,3,5-Trimethylbenzene	ND	5.5	1.7	ug/kg	
127-18-4	Tetrachloroethylene	ND	5.5	3.9	ug/kg	
108-88-3	Toluene	72.5	5.5	1.7	ug/kg	
79-01-6	Trichloroethylene	ND	5.5	1.1	ug/kg	
75-69-4	Trichlorofluoromethane	ND	5.5	1.3	ug/kg	
75-01-4	Vinyl chloride	ND	5.5	2.8	ug/kg	
1330-20-7	Xylene (total)	36.8	11	4.4	ug/kg	

CAS No.	Surrogate Recoveries	Run# 1	Run# 2	Limits
1868-53-7	Dibromofluoromethane	98%		60-130%
2037-26-5	Toluene-D8	97%		60-130%

ND = Not detected MDL - Method Detection Limit

RL = Reporting Limit

E = Indicates value exceeds calibration range

J = Indicates an estimated value

B = Indicates analyte found in associated method blank

N = Indicates presumptive evidence of a compound

## Report of Analysis

<b>Client Sample ID:</b> K25-0.5	
<b>Lab Sample ID:</b> C17685-29	<b>Date Sampled:</b> 08/29/11
<b>Matrix:</b> SO - Soil	<b>Date Received:</b> 08/30/11
<b>Method:</b> SW846 8260B	<b>Percent Solids:</b> n/a <sup>a</sup>
<b>Project:</b> Romic Soil Investigation(Romic EPA) - 2081 Bay Road, East Palo Alto, CA	

### VOA 8260 List

CAS No.	Surrogate Recoveries	Run# 1	Run# 2	Limits
460-00-4	4-Bromofluorobenzene	102%		60-130%

(a) All results reported on wet weight basis.

ND = Not detected      MDL - Method Detection Limit  
 RL = Reporting Limit  
 E = Indicates value exceeds calibration range

J = Indicates an estimated value  
 B = Indicates analyte found in associated method blank  
 N = Indicates presumptive evidence of a compound

## Report of Analysis

<b>Client Sample ID:</b> K25-0.5	<b>Date Sampled:</b> 08/29/11
<b>Lab Sample ID:</b> C17685-29	<b>Date Received:</b> 08/30/11
<b>Matrix:</b> SO - Soil	<b>Percent Solids:</b> n/a <sup>a</sup>
<b>Project:</b> Romic Soil Investigation(Romic EPA) - 2081 Bay Road, East Palo Alto, CA	

### Metals Analysis

Analyte	Result	RL	Units	DF	Prep	Analyzed By	Method	Prep Method
Arsenic	5.2	1.9	mg/kg	1	08/31/11	09/01/11 RS	SW846 6010B <sup>1</sup>	SW846 3050B <sup>3</sup>
Lead	539	1.9	mg/kg	1	08/31/11	09/01/11 RS	SW846 6010B <sup>1</sup>	SW846 3050B <sup>3</sup>
Mercury	0.085	0.036	mg/kg	1	09/07/11	09/08/11 RW	SW846 7471A <sup>2</sup>	SW846 7471A <sup>4</sup>

- (1) Instrument QC Batch: MA2071
- (2) Instrument QC Batch: MA2081
- (3) Prep QC Batch: MP3908
- (4) Prep QC Batch: MP3946

(a) All results reported on wet weight basis.

RL = Reporting Limit

## Report of Analysis

<b>Client Sample ID:</b>	K25-4.5	
<b>Lab Sample ID:</b>	C17685-30	<b>Date Sampled:</b> 08/29/11
<b>Matrix:</b>	SO - Soil	<b>Date Received:</b> 08/30/11
<b>Method:</b>	SW846 8260B	<b>Percent Solids:</b> n/a <sup>a</sup>
<b>Project:</b>	Romic Soil Investigation(Romic EPA) - 2081 Bay Road, East Palo Alto, CA	

Run #1	File ID	DF	Analyzed	By	Prep Date	Prep Batch	Analytical Batch
Run #1	M27234.D	1	09/05/11	XB	n/a	n/a	VM864
Run #2							

Run #1	Initial Weight
Run #1	5.54 g
Run #2	

## VOA 8260 List

CAS No.	Compound	Result	RL	MDL	Units	Q
67-64-1	Acetone	38.4	90	18	ug/kg	J
71-43-2	Benzene	6.3	4.5	1.4	ug/kg	
108-86-1	Bromobenzene	ND	4.5	1.4	ug/kg	
74-97-5	Bromochloromethane	ND	4.5	1.4	ug/kg	
75-27-4	Bromodichloromethane	ND	4.5	0.90	ug/kg	
75-25-2	Bromoform	ND	4.5	0.90	ug/kg	
104-51-8	n-Butylbenzene	ND	4.5	1.4	ug/kg	
135-98-8	sec-Butylbenzene	ND	4.5	1.4	ug/kg	
98-06-6	tert-Butylbenzene	ND	4.5	1.4	ug/kg	
108-90-7	Chlorobenzene	ND	4.5	1.4	ug/kg	
75-00-3	Chloroethane	1.9	4.5	1.4	ug/kg	J
67-66-3	Chloroform	ND	4.5	1.4	ug/kg	
95-49-8	o-Chlorotoluene	ND	4.5	1.4	ug/kg	
106-43-4	p-Chlorotoluene	ND	4.5	1.4	ug/kg	
56-23-5	Carbon tetrachloride	ND	4.5	0.90	ug/kg	
75-34-3	1,1-Dichloroethane	1.0	4.5	0.90	ug/kg	J
75-35-4	1,1-Dichloroethylene	ND	4.5	1.4	ug/kg	
563-58-6	1,1-Dichloropropene	ND	4.5	1.4	ug/kg	
96-12-8	1,2-Dibromo-3-chloropropane	ND	4.5	0.90	ug/kg	
106-93-4	1,2-Dibromoethane	ND	4.5	0.90	ug/kg	
107-06-2	1,2-Dichloroethane	ND	4.5	1.4	ug/kg	
78-87-5	1,2-Dichloropropane	ND	4.5	1.4	ug/kg	
142-28-9	1,3-Dichloropropane	ND	4.5	1.4	ug/kg	
108-20-3	Di-Isopropyl ether	ND	4.5	1.4	ug/kg	
594-20-7	2,2-Dichloropropane	ND	4.5	1.4	ug/kg	
124-48-1	Dibromochloromethane	ND	4.5	0.90	ug/kg	
75-71-8	Dichlorodifluoromethane	ND	4.5	0.90	ug/kg	
156-59-2	cis-1,2-Dichloroethylene	ND	4.5	1.4	ug/kg	
10061-01-5	cis-1,3-Dichloropropene	ND	4.5	1.4	ug/kg	
541-73-1	m-Dichlorobenzene	ND	4.5	1.4	ug/kg	
95-50-1	o-Dichlorobenzene	ND	4.5	1.4	ug/kg	
106-46-7	p-Dichlorobenzene	ND	4.5	1.4	ug/kg	

ND = Not detected MDL - Method Detection Limit

RL = Reporting Limit

E = Indicates value exceeds calibration range

J = Indicates an estimated value

B = Indicates analyte found in associated method blank

N = Indicates presumptive evidence of a compound

## Report of Analysis

<b>Client Sample ID:</b>	K25-4.5		
<b>Lab Sample ID:</b>	C17685-30	<b>Date Sampled:</b>	08/29/11
<b>Matrix:</b>	SO - Soil	<b>Date Received:</b>	08/30/11
<b>Method:</b>	SW846 8260B	<b>Percent Solids:</b>	n/a <sup>a</sup>
<b>Project:</b>	Romic Soil Investigation(Romic EPA) - 2081 Bay Road,East Palo Alto,CA		

## VOA 8260 List

CAS No.	Compound	Result	RL	MDL	Units	Q
156-60-5	trans-1,2-Dichloroethylene	ND	4.5	1.4	ug/kg	
10061-02-6	trans-1,3-Dichloropropene	ND	4.5	1.4	ug/kg	
100-41-4	Ethylbenzene	13.7	4.5	1.4	ug/kg	
637-92-3	Ethyl tert-Butyl Ether	ND	4.5	1.4	ug/kg	
591-78-6	2-Hexanone	ND	36	4.5	ug/kg	
87-68-3	Hexachlorobutadiene	ND	4.5	0.90	ug/kg	
98-82-8	Isopropylbenzene	ND	4.5	1.4	ug/kg	
99-87-6	p-Isopropyltoluene	ND	4.5	1.4	ug/kg	
108-10-1	4-Methyl-2-pentanone	ND	36	14	ug/kg	
74-83-9	Methyl bromide	ND	4.5	2.3	ug/kg	
74-87-3	Methyl chloride	ND	4.5	1.4	ug/kg	
74-95-3	Methylene bromide	ND	4.5	2.3	ug/kg	
75-09-2	Methylene chloride	ND	23	14	ug/kg	
78-93-3	Methyl ethyl ketone	ND	36	11	ug/kg	
1634-04-4	Methyl Tert Butyl Ether	ND	4.5	0.90	ug/kg	
91-20-3	Naphthalene	ND	4.5	1.4	ug/kg	
103-65-1	n-Propylbenzene	ND	4.5	1.4	ug/kg	
100-42-5	Styrene	ND	4.5	0.90	ug/kg	
994-05-8	Tert-Amyl Methyl Ether	ND	4.5	1.1	ug/kg	
75-65-0	Tert Butyl Alcohol	22.3	36	9.0	ug/kg	J
630-20-6	1,1,1,2-Tetrachloroethane	ND	4.5	0.90	ug/kg	
71-55-6	1,1,1-Trichloroethane	ND	4.5	1.4	ug/kg	
79-34-5	1,1,2,2-Tetrachloroethane	ND	4.5	0.90	ug/kg	
79-00-5	1,1,2-Trichloroethane	ND	4.5	0.90	ug/kg	
87-61-6	1,2,3-Trichlorobenzene	ND	4.5	1.4	ug/kg	
96-18-4	1,2,3-Trichloropropane	ND	4.5	1.4	ug/kg	
120-82-1	1,2,4-Trichlorobenzene	ND	4.5	1.4	ug/kg	
95-63-6	1,2,4-Trimethylbenzene	ND	4.5	1.4	ug/kg	
108-67-8	1,3,5-Trimethylbenzene	ND	4.5	1.4	ug/kg	
127-18-4	Tetrachloroethylene	ND	4.5	3.2	ug/kg	
108-88-3	Toluene	57.9	4.5	1.4	ug/kg	
79-01-6	Trichloroethylene	ND	4.5	0.90	ug/kg	
75-69-4	Trichlorofluoromethane	ND	4.5	1.1	ug/kg	
75-01-4	Vinyl chloride	ND	4.5	2.3	ug/kg	
1330-20-7	Xylene (total)	28.9	9.0	3.6	ug/kg	

CAS No.	Surrogate Recoveries	Run# 1	Run# 2	Limits
1868-53-7	Dibromofluoromethane	99%		60-130%
2037-26-5	Toluene-D8	98%		60-130%

ND = Not detected MDL - Method Detection Limit

RL = Reporting Limit

E = Indicates value exceeds calibration range

J = Indicates an estimated value

B = Indicates analyte found in associated method blank

N = Indicates presumptive evidence of a compound

## Report of Analysis

<b>Client Sample ID:</b> K25-4.5	
<b>Lab Sample ID:</b> C17685-30	<b>Date Sampled:</b> 08/29/11
<b>Matrix:</b> SO - Soil	<b>Date Received:</b> 08/30/11
<b>Method:</b> SW846 8260B	<b>Percent Solids:</b> n/a <sup>a</sup>
<b>Project:</b> Romic Soil Investigation(Romic EPA) - 2081 Bay Road, East Palo Alto, CA	

### VOA 8260 List

CAS No.	Surrogate Recoveries	Run# 1	Run# 2	Limits
460-00-4	4-Bromofluorobenzene	101%		60-130%

(a) All results reported on wet weight basis.

ND = Not detected      MDL - Method Detection Limit  
 RL = Reporting Limit  
 E = Indicates value exceeds calibration range

J = Indicates an estimated value  
 B = Indicates analyte found in associated method blank  
 N = Indicates presumptive evidence of a compound



## Report of Analysis

<b>Client Sample ID:</b> K25-4.5	<b>Date Sampled:</b> 08/29/11
<b>Lab Sample ID:</b> C17685-30	<b>Date Received:</b> 08/30/11
<b>Matrix:</b> SO - Soil	<b>Percent Solids:</b> n/a <sup>a</sup>
<b>Project:</b> Romic Soil Investigation(Romic EPA) - 2081 Bay Road, East Palo Alto, CA	

## Metals Analysis

Analyte	Result	RL	Units	DF	Prep	Analyzed By	Method	Prep Method
Arsenic	5.2	1.9	mg/kg	1	08/31/11	09/01/11 RS	SW846 6010B <sup>1</sup>	SW846 3050B <sup>3</sup>
Lead	7.4	1.9	mg/kg	1	08/31/11	09/01/11 RS	SW846 6010B <sup>1</sup>	SW846 3050B <sup>3</sup>
Mercury	< 0.037	0.037	mg/kg	1	09/07/11	09/08/11 RW	SW846 7471A <sup>2</sup>	SW846 7471A <sup>4</sup>

(1) Instrument QC Batch: MA2071

(2) Instrument QC Batch: MA2081

(3) Prep QC Batch: MP3908

(4) Prep QC Batch: MP3946

(a) All results reported on wet weight basis.

RL = Reporting Limit

## Report of Analysis

<b>Client Sample ID:</b>	K25-8.5	
<b>Lab Sample ID:</b>	C17685-31	<b>Date Sampled:</b> 08/29/11
<b>Matrix:</b>	SO - Soil	<b>Date Received:</b> 08/30/11
<b>Method:</b>	SW846 8260B	<b>Percent Solids:</b> n/a <sup>a</sup>
<b>Project:</b>	Romic Soil Investigation(Romic EPA) - 2081 Bay Road, East Palo Alto, CA	

Run #1	File ID	DF	Analyzed	By	Prep Date	Prep Batch	Analytical Batch
Run #1	M27244.D	1	09/06/11	XB	n/a	n/a	VM864
Run #2							

Run #1	Initial Weight	Final Volume	Methanol Aliquot
Run #1	6.17 g	5.0 ml	10.0 ul
Run #2			

## VOA 8260 List

CAS No.	Compound	Result	RL	MDL	Units	Q
67-64-1	Acetone	ND	41000	8100	ug/kg	
71-43-2	Benzene	ND	2000	610	ug/kg	
108-86-1	Bromobenzene	ND	2000	610	ug/kg	
74-97-5	Bromochloromethane	ND	2000	610	ug/kg	
75-27-4	Bromodichloromethane	ND	2000	410	ug/kg	
75-25-2	Bromoform	ND	2000	410	ug/kg	
104-51-8	n-Butylbenzene	12800	2000	610	ug/kg	
135-98-8	sec-Butylbenzene	3250	2000	610	ug/kg	
98-06-6	tert-Butylbenzene	ND	2000	610	ug/kg	
108-90-7	Chlorobenzene	ND	2000	610	ug/kg	
75-00-3	Chloroethane	ND	2000	610	ug/kg	
67-66-3	Chloroform	ND	2000	610	ug/kg	
95-49-8	o-Chlorotoluene	ND	2000	610	ug/kg	
106-43-4	p-Chlorotoluene	ND	2000	610	ug/kg	
56-23-5	Carbon tetrachloride	ND	2000	410	ug/kg	
75-34-3	1,1-Dichloroethane	ND	2000	410	ug/kg	
75-35-4	1,1-Dichloroethylene	ND	2000	610	ug/kg	
563-58-6	1,1-Dichloropropene	ND	2000	610	ug/kg	
96-12-8	1,2-Dibromo-3-chloropropane	ND	2000	410	ug/kg	
106-93-4	1,2-Dibromoethane	ND	2000	410	ug/kg	
107-06-2	1,2-Dichloroethane	ND	2000	610	ug/kg	
78-87-5	1,2-Dichloropropane	ND	2000	610	ug/kg	
142-28-9	1,3-Dichloropropane	ND	2000	610	ug/kg	
108-20-3	Di-Isopropyl ether	ND	2000	610	ug/kg	
594-20-7	2,2-Dichloropropane	ND	2000	610	ug/kg	
124-48-1	Dibromochloromethane	ND	2000	410	ug/kg	
75-71-8	Dichlorodifluoromethane	ND	2000	410	ug/kg	
156-59-2	cis-1,2-Dichloroethylene	ND	2000	610	ug/kg	
10061-01-5	cis-1,3-Dichloropropene	ND	2000	610	ug/kg	
541-73-1	m-Dichlorobenzene	ND	2000	610	ug/kg	
95-50-1	o-Dichlorobenzene	ND	2000	610	ug/kg	
106-46-7	p-Dichlorobenzene	ND	2000	610	ug/kg	

ND = Not detected MDL - Method Detection Limit

RL = Reporting Limit

E = Indicates value exceeds calibration range

J = Indicates an estimated value

B = Indicates analyte found in associated method blank

N = Indicates presumptive evidence of a compound

## Report of Analysis

<b>Client Sample ID:</b>	K25-8.5	<b>Date Sampled:</b>	08/29/11
<b>Lab Sample ID:</b>	C17685-31	<b>Date Received:</b>	08/30/11
<b>Matrix:</b>	SO - Soil	<b>Percent Solids:</b>	n/a <sup>a</sup>
<b>Method:</b>	SW846 8260B		
<b>Project:</b>	Romic Soil Investigation(Romic EPA) - 2081 Bay Road,East Palo Alto,CA		

## VOA 8260 List

CAS No.	Compound	Result	RL	MDL	Units	Q
156-60-5	trans-1,2-Dichloroethylene	ND	2000	610	ug/kg	
10061-02-6	trans-1,3-Dichloropropene	ND	2000	610	ug/kg	
100-41-4	Ethylbenzene	26100	2000	610	ug/kg	
637-92-3	Ethyl tert-Butyl Ether	ND	2000	610	ug/kg	
591-78-6	2-Hexanone	ND	16000	2000	ug/kg	
87-68-3	Hexachlorobutadiene	ND	2000	410	ug/kg	
98-82-8	Isopropylbenzene	2910	2000	610	ug/kg	
99-87-6	p-Isopropyltoluene	4420	2000	610	ug/kg	
108-10-1	4-Methyl-2-pentanone	ND	16000	6100	ug/kg	
74-83-9	Methyl bromide	ND	2000	1000	ug/kg	
74-87-3	Methyl chloride	ND	2000	610	ug/kg	
74-95-3	Methylene bromide	ND	2000	1000	ug/kg	
75-09-2	Methylene chloride	ND	10000	6500	ug/kg	
78-93-3	Methyl ethyl ketone	ND	16000	4900	ug/kg	
1634-04-4	Methyl Tert Butyl Ether	ND	2000	410	ug/kg	
91-20-3	Naphthalene	23400	2000	610	ug/kg	
103-65-1	n-Propylbenzene	7150	2000	610	ug/kg	
100-42-5	Styrene	ND	2000	410	ug/kg	
994-05-8	Tert-Amyl Methyl Ether	ND	2000	490	ug/kg	
75-65-0	Tert Butyl Alcohol	ND	16000	4100	ug/kg	
630-20-6	1,1,1,2-Tetrachloroethane	ND	2000	410	ug/kg	
71-55-6	1,1,1-Trichloroethane	ND	2000	610	ug/kg	
79-34-5	1,1,2,2-Tetrachloroethane	ND	2000	410	ug/kg	
79-00-5	1,1,2-Trichloroethane	ND	2000	410	ug/kg	
87-61-6	1,2,3-Trichlorobenzene	ND	2000	610	ug/kg	
96-18-4	1,2,3-Trichloropropane	ND	2000	610	ug/kg	
120-82-1	1,2,4-Trichlorobenzene	ND	2000	610	ug/kg	
95-63-6	1,2,4-Trimethylbenzene	39100	2000	610	ug/kg	
108-67-8	1,3,5-Trimethylbenzene	16400	2000	610	ug/kg	
127-18-4	Tetrachloroethylene	ND	2000	1400	ug/kg	
108-88-3	Toluene	17700	2000	610	ug/kg	
79-01-6	Trichloroethylene	ND	2000	410	ug/kg	
75-69-4	Trichlorofluoromethane	ND	2000	490	ug/kg	
75-01-4	Vinyl chloride	ND	2000	1000	ug/kg	
1330-20-7	Xylene (total)	114000	4100	1600	ug/kg	

CAS No.	Surrogate Recoveries	Run# 1	Run# 2	Limits
1868-53-7	Dibromofluoromethane	87%		60-130%
2037-26-5	Toluene-D8	100%		60-130%

ND = Not detected MDL - Method Detection Limit

RL = Reporting Limit

E = Indicates value exceeds calibration range

J = Indicates an estimated value

B = Indicates analyte found in associated method blank

N = Indicates presumptive evidence of a compound

## Report of Analysis

<b>Client Sample ID:</b>	K25-8.5	
<b>Lab Sample ID:</b>	C17685-31	<b>Date Sampled:</b> 08/29/11
<b>Matrix:</b>	SO - Soil	<b>Date Received:</b> 08/30/11
<b>Method:</b>	SW846 8260B	<b>Percent Solids:</b> n/a <sup>a</sup>
<b>Project:</b>	Romic Soil Investigation(Romic EPA) - 2081 Bay Road, East Palo Alto, CA	

### VOA 8260 List

CAS No.	Surrogate Recoveries	Run# 1	Run# 2	Limits
460-00-4	4-Bromofluorobenzene	109%		60-130%

(a) All results reported on wet weight basis.

ND = Not detected      MDL - Method Detection Limit  
 RL = Reporting Limit  
 E = Indicates value exceeds calibration range

J = Indicates an estimated value  
 B = Indicates analyte found in associated method blank  
 N = Indicates presumptive evidence of a compound

## Report of Analysis

<b>Client Sample ID:</b> K25-8.5	<b>Date Sampled:</b> 08/29/11
<b>Lab Sample ID:</b> C17685-31	<b>Date Received:</b> 08/30/11
<b>Matrix:</b> SO - Soil	<b>Percent Solids:</b> n/a <sup>a</sup>
<b>Project:</b> Romic Soil Investigation(Romic EPA) - 2081 Bay Road, East Palo Alto, CA	

### Metals Analysis

Analyte	Result	RL	Units	DF	Prep	Analyzed By	Method	Prep Method
Arsenic	6.9	1.9	mg/kg	1	08/31/11	09/01/11 RS	SW846 6010B <sup>1</sup>	SW846 3050B <sup>3</sup>
Lead	1260	1.9	mg/kg	1	08/31/11	09/01/11 RS	SW846 6010B <sup>1</sup>	SW846 3050B <sup>3</sup>
Mercury	< 0.038	0.038	mg/kg	1	09/07/11	09/08/11 RW	SW846 7471A <sup>2</sup>	SW846 7471A <sup>4</sup>

- (1) Instrument QC Batch: MA2071
- (2) Instrument QC Batch: MA2081
- (3) Prep QC Batch: MP3908
- (4) Prep QC Batch: MP3946

(a) All results reported on wet weight basis.

RL = Reporting Limit

## Report of Analysis

<b>Client Sample ID:</b> K25-8.5 DUP	<b>Date Sampled:</b> 08/29/11
<b>Lab Sample ID:</b> C17685-31A	<b>Date Received:</b> 08/30/11
<b>Matrix:</b> SO - Soil	<b>Percent Solids:</b> n/a <sup>a</sup>
<b>Project:</b> Romic Soil Investigation(Romic EPA) - 2081 Bay Road, East Palo Alto, CA	

### Metals Analysis

Analyte	Result	RL	Units	DF	Prep	Analyzed By	Method	Prep Method
Arsenic	5.5	1.9	mg/kg	1	08/31/11	09/01/11 RS	SW846 6010B <sup>1</sup>	SW846 3050B <sup>3</sup>
Lead	210	1.9	mg/kg	1	08/31/11	09/01/11 RS	SW846 6010B <sup>1</sup>	SW846 3050B <sup>3</sup>
Mercury	0.088	0.042	mg/kg	1	09/07/11	09/08/11 RW	SW846 7471A <sup>2</sup>	SW846 7471A <sup>4</sup>

(1) Instrument QC Batch: MA2071

(2) Instrument QC Batch: MA2081

(3) Prep QC Batch: MP3908

(4) Prep QC Batch: MP3946

(a) All results reported on wet weight basis.

RL = Reporting Limit

## Report of Analysis

<b>Client Sample ID:</b>	K25A-8.5	<b>Date Sampled:</b>	08/29/11
<b>Lab Sample ID:</b>	C17685-32	<b>Date Received:</b>	08/30/11
<b>Matrix:</b>	SO - Soil	<b>Percent Solids:</b>	n/a <sup>a</sup>
<b>Method:</b>	SW846 8260B	<b>Project:</b> Romic Soil Investigation(Romic EPA) - 2081 Bay Road, East Palo Alto, CA	

Run #	File ID	DF	Analyzed	By	Prep Date	Prep Batch	Analytical Batch
Run #1	M27243.D	1	09/06/11	XB	n/a	n/a	VM864
Run #2							

Run #	Initial Weight	Final Volume	Methanol Aliquot
Run #1	5.94 g	5.0 ml	20.0 ul
Run #2			

## VOA 8260 List

CAS No.	Compound	Result	RL	MDL	Units	Q
67-64-1	Acetone	ND	21000	4200	ug/kg	
71-43-2	Benzene	ND	1100	320	ug/kg	
108-86-1	Bromobenzene	ND	1100	320	ug/kg	
74-97-5	Bromochloromethane	ND	1100	320	ug/kg	
75-27-4	Bromodichloromethane	ND	1100	210	ug/kg	
75-25-2	Bromoform	ND	1100	210	ug/kg	
104-51-8	n-Butylbenzene	2610	1100	320	ug/kg	
135-98-8	sec-Butylbenzene	649	1100	320	ug/kg	J
98-06-6	tert-Butylbenzene	ND	1100	320	ug/kg	
108-90-7	Chlorobenzene	ND	1100	320	ug/kg	
75-00-3	Chloroethane	ND	1100	320	ug/kg	
67-66-3	Chloroform	ND	1100	320	ug/kg	
95-49-8	o-Chlorotoluene	ND	1100	320	ug/kg	
106-43-4	p-Chlorotoluene	ND	1100	320	ug/kg	
56-23-5	Carbon tetrachloride	ND	1100	210	ug/kg	
75-34-3	1,1-Dichloroethane	ND	1100	210	ug/kg	
75-35-4	1,1-Dichloroethylene	ND	1100	320	ug/kg	
563-58-6	1,1-Dichloropropene	ND	1100	320	ug/kg	
96-12-8	1,2-Dibromo-3-chloropropane	ND	1100	210	ug/kg	
106-93-4	1,2-Dibromoethane	ND	1100	210	ug/kg	
107-06-2	1,2-Dichloroethane	ND	1100	320	ug/kg	
78-87-5	1,2-Dichloropropane	ND	1100	320	ug/kg	
142-28-9	1,3-Dichloropropane	ND	1100	320	ug/kg	
108-20-3	Di-Isopropyl ether	ND	1100	320	ug/kg	
594-20-7	2,2-Dichloropropane	ND	1100	320	ug/kg	
124-48-1	Dibromochloromethane	ND	1100	210	ug/kg	
75-71-8	Dichlorodifluoromethane	ND	1100	210	ug/kg	
156-59-2	cis-1,2-Dichloroethylene	ND	1100	320	ug/kg	
10061-01-5	cis-1,3-Dichloropropene	ND	1100	320	ug/kg	
541-73-1	m-Dichlorobenzene	ND	1100	320	ug/kg	
95-50-1	o-Dichlorobenzene	ND	1100	320	ug/kg	
106-46-7	p-Dichlorobenzene	ND	1100	320	ug/kg	

ND = Not detected MDL - Method Detection Limit

RL = Reporting Limit

E = Indicates value exceeds calibration range

J = Indicates an estimated value

B = Indicates analyte found in associated method blank

N = Indicates presumptive evidence of a compound

## Report of Analysis

<b>Client Sample ID:</b>	K25A-8.5	<b>Date Sampled:</b>	08/29/11
<b>Lab Sample ID:</b>	C17685-32	<b>Date Received:</b>	08/30/11
<b>Matrix:</b>	SO - Soil	<b>Percent Solids:</b>	n/a <sup>a</sup>
<b>Method:</b>	SW846 8260B	<b>Project:</b> Romic Soil Investigation(Romic EPA) - 2081 Bay Road,East Palo Alto,CA	

### VOA 8260 List

CAS No.	Compound	Result	RL	MDL	Units	Q
156-60-5	trans-1,2-Dichloroethylene	ND	1100	320	ug/kg	
10061-02-6	trans-1,3-Dichloropropene	ND	1100	320	ug/kg	
100-41-4	Ethylbenzene	5530	1100	320	ug/kg	
637-92-3	Ethyl tert-Butyl Ether	ND	1100	320	ug/kg	
591-78-6	2-Hexanone	ND	8400	1100	ug/kg	
87-68-3	Hexachlorobutadiene	ND	1100	210	ug/kg	
98-82-8	Isopropylbenzene	567	1100	320	ug/kg	J
99-87-6	p-Isopropyltoluene	845	1100	320	ug/kg	J
108-10-1	4-Methyl-2-pentanone	ND	8400	3200	ug/kg	
74-83-9	Methyl bromide	ND	1100	530	ug/kg	
74-87-3	Methyl chloride	ND	1100	320	ug/kg	
74-95-3	Methylene bromide	ND	1100	530	ug/kg	
75-09-2	Methylene chloride	ND	5300	3400	ug/kg	
78-93-3	Methyl ethyl ketone	ND	8400	2500	ug/kg	
1634-04-4	Methyl Tert Butyl Ether	ND	1100	210	ug/kg	
91-20-3	Naphthalene	5140	1100	320	ug/kg	
103-65-1	n-Propylbenzene	1410	1100	320	ug/kg	
100-42-5	Styrene	ND	1100	210	ug/kg	
994-05-8	Tert-Amyl Methyl Ether	ND	1100	250	ug/kg	
75-65-0	Tert Butyl Alcohol	ND	8400	2100	ug/kg	
630-20-6	1,1,1,2-Tetrachloroethane	ND	1100	210	ug/kg	
71-55-6	1,1,1-Trichloroethane	ND	1100	320	ug/kg	
79-34-5	1,1,2,2-Tetrachloroethane	ND	1100	210	ug/kg	
79-00-5	1,1,2-Trichloroethane	ND	1100	210	ug/kg	
87-61-6	1,2,3-Trichlorobenzene	ND	1100	320	ug/kg	
96-18-4	1,2,3-Trichloropropane	ND	1100	320	ug/kg	
120-82-1	1,2,4-Trichlorobenzene	ND	1100	320	ug/kg	
95-63-6	1,2,4-Trimethylbenzene	8190	1100	320	ug/kg	
108-67-8	1,3,5-Trimethylbenzene	3310	1100	320	ug/kg	
127-18-4	Tetrachloroethylene	ND	1100	740	ug/kg	
108-88-3	Toluene	2890	1100	320	ug/kg	
79-01-6	Trichloroethylene	ND	1100	210	ug/kg	
75-69-4	Trichlorofluoromethane	ND	1100	250	ug/kg	
75-01-4	Vinyl chloride	ND	1100	530	ug/kg	
1330-20-7	Xylene (total)	24000	2100	840	ug/kg	

CAS No.	Surrogate Recoveries	Run# 1	Run# 2	Limits
1868-53-7	Dibromofluoromethane	88%		60-130%
2037-26-5	Toluene-D8	99%		60-130%

ND = Not detected      MDL - Method Detection Limit  
 RL = Reporting Limit  
 E = Indicates value exceeds calibration range

J = Indicates an estimated value  
 B = Indicates analyte found in associated method blank  
 N = Indicates presumptive evidence of a compound



## Report of Analysis

<b>Client Sample ID:</b> K25A-8.5	
<b>Lab Sample ID:</b> C17685-32	<b>Date Sampled:</b> 08/29/11
<b>Matrix:</b> SO - Soil	<b>Date Received:</b> 08/30/11
<b>Method:</b> SW846 8260B	<b>Percent Solids:</b> n/a <sup>a</sup>
<b>Project:</b> Romic Soil Investigation(Romic EPA) - 2081 Bay Road, East Palo Alto, CA	

### VOA 8260 List

CAS No.	Surrogate Recoveries	Run# 1	Run# 2	Limits
460-00-4	4-Bromofluorobenzene	103%		60-130%

(a) All results reported on wet weight basis.

ND = Not detected      MDL - Method Detection Limit  
 RL = Reporting Limit  
 E = Indicates value exceeds calibration range

J = Indicates an estimated value  
 B = Indicates analyte found in associated method blank  
 N = Indicates presumptive evidence of a compound

## Misc. Forms

---

### Custody Documents and Other Forms

---

Includes the following where applicable:

- Chain of Custody

**CHAIN OF CUSTODY**

2105 Lundy Ave, San Jose, CA 95131  
(408) 588-0200 FAX: (408) 588-0201

FSD-EX Tracking # Bottle Order Control #  
 Accutest Quote # Accutest NC Job #: C17685

IRISECA03999

Client / Reporting Information			Project Information		
Company Name: IRIS ENV			Project Name: ROMIC EPA		
Address: 1438 webster st Ste 302			Street: 2081 Bay Rd		
City: Oakland CA State: CA Zip: 94612		City: East Palo Alto CA State: CA		Requested Analysis	
Project Contact: Chris Alger			Project #: 07-555C		
Phone #: 510-834-4747 x 21			EMAIL: calger@iris.env.com		
Sampler's Name: Anna Behrens			Client Purchase Order #		

Accutest Sample ID	Sample ID / Field Point / Point of Collection	Date	Time	Sampled by	Matrix	# of bottles	Number of preserved Bottles										LAB USE ONLY										
							D	INCH	INCH	PCSDA	NONE	NASDA	MESH	BIOHAZ	WVCS	ATM		TPH-g, d, md	SVDCCS	pesticides	PCBS	As, Pb, Hg					
-1	J18-1.5	8/29/11	0900	AB	SO	4														X	X						
-2	J18-6.0	8/29/11	0910																		X						
-3	J18-9.5	8/29/11	0920																		X						
-4	I17-1.0	8/29/11	0940																		X						
-5	I17-5.5	8/29/11	0950																		X						
-6	I19-0.5	8/29/11	1010																								
-7	I19-3.5		1015																								
-8	I19-7.0		1035																								
-9	J20-0.6		1100																		X	X	X	X	X		
-10	J20-4.5		1105																		X	X	X	X	X		

Turnaround Time ( Business days): \_\_\_\_\_ Data Deliverable Information: \_\_\_\_\_ Comments / Remarks: \_\_\_\_\_

Approved By/ Date:

Standard TAT \_\_\_\_\_  
 3 Day (applicable markup) \_\_\_\_\_  
 2 Day (applicable markup) \_\_\_\_\_  
 1 Day (applicable markup) \_\_\_\_\_

Commercial "B" - Results with QC summaries  
 REDT1 - Level 3 data package  
 FULT1 - Level 4 data package  
 EDF for Geotracker  EDD Format  
 Provide EDF Global ID: \_\_\_\_\_  
 Provide EDF Logcode: \_\_\_\_\_

silica gel cleanup

5035 KITS (1-mooh 2-BIHL0) 732

acclimate liners 749

Emergency T/A data available VIA Lablink

Sample Custody must be documented below each time samples change possession, including courier delivery.

Relinquished by: Sampler:	Date Time:	Received By:	Date Time:	Relinquished by:	Date Time:	Received By:
1. [Signature]	08/30/11 0945	1. [Signature]		2. [Signature]	8:30 11 1030	2. [Signature]
3. [Signature]		3. [Signature]		4. [Signature]		4. [Signature]
5. [Signature]		5. [Signature]		Custody Seal #	On Ice <input checked="checked" type="checkbox"/> N	Number of coolers 1 Cooler Temp. 2.4-1.0 = 1.4

31  
3



**ACCUTEST**  
LABORATORIES

**CHAIN OF CUSTODY**

2105 Lundy Ave, San Jose, CA 95131  
(408) 588-0200 FAX: (408) 588-9201

2 of 4

FED-EX Tracking #	Bottle Order Control #
Accutest Quote #	Accutest NC Job #: C <b>C17685</b>

Client / Reporting Information		Project Information	
Company Name: <b>Iris ENV</b>		Project Name: <b>Romic EPA</b>	
Address: _____		Street: _____	
City: _____ State: _____ Zip: _____	City: _____ State: _____		
Project Contact: <b>See P. 1</b>		Project #: _____	
Phone #: _____		EMAIL: _____	
Samplers Name: <b>Steve Mack</b>		Client Purchase Order #: _____	

Requested Analysis	VOCs 8260	CAM 17 Metals 6010/7410	TPH <sub>gd</sub> , m <sub>o</sub> (8015)	SVOCs (8270)	Pesticides (8081)	PCB (8082)	As, Pb, Hg (6010/7410)

Matrix Codes
WW- Wastewater
GW- Ground Water
SW- Surface Water
SO- Soil
GI-OI
WP-Wipe
LIQ - Non-aqueous Liquid
AIR
DW- Drinking Water (Perchlorate Only)
<b>LAB USE ONLY</b>

Accutest Sample ID	Sample ID / Field Point / Point of Collection	Date	Time	Sampled by	Matrix	# of bottles	Number of preserved Bottles													
							PB	NH3	PH3	PCB4	NONE	NH3/4	NH3/8	ENGLOR						
-11	J20-8.5	8/29	11:15	SM/S	S	4	X	X	X	X	X	X								
-12	J21-0.5		11:40			4	X													X
-13	J21-4.5		11:45			4	X													X
-14	J21-8.5		11:50			4	X													X
-15	J22-0.6		12:10			4	X	X	X	X	X	X								
-16	J22-5.0		12:20			4	X	X	X	X	X	X								
-17	J22-8.6		12:25			4	X	X	X	X	X	X								
-18	J16-1.0		13:40			4	X												X	X
-19	J16-5.0		13:45			4	X												X	X
-20	J16-9.0		13:50			4	X												X	X

Turnaround Time (Business days)	Approved By/ Date:	Data Deliverable Information	Comments / Remarks
<input checked="" type="checkbox"/> Standard TAT <input type="checkbox"/> 3 Day (applicable markup) <input type="checkbox"/> 2 Day (applicable markup) <input type="checkbox"/> 1 Day (applicable markup)	<input checked="" type="checkbox"/> Commercial "B" - Results with QC summaries <input type="checkbox"/> REDT1 - Level 3 data package <input type="checkbox"/> FULT1 - Level 4 data package <input type="checkbox"/> EDF for Geotracker <input checked="" type="checkbox"/> EDD Format Provide EDF Global ID: _____ Provide EDF Logcode: _____		Silica gel cleanup <input checked="" type="checkbox"/> Run duplicate analyses

Emergency T/A data available VIA Lablink							
Sample Custody must be documented below each time samples change possession, including courier delivery.							
Relinquished By: <b>[Signature]</b>	Date Time: <b>08/30/11 0945</b>	Received By: <b>[Signature]</b>	Relinquished By: <b>[Signature]</b>	Date Time: <b>9:35 11/03/20</b>	Received By: <b>[Signature]</b>	Cooler Temp. _____	On Ice Y / N _____
Relinquished By:	Date Time:	Received By:	Relinquished By:	Date Time:	Received By:		
Relinquished By:	Date Time:	Received By:	Custody Seal #	Number of coolers			

**C17685: Chain of Custody**  
Page 2 of 5



**ACCUTEST**  
LABORATORIES

# CHAIN OF CUSTODY

2105 Lundy Ave, San Jose, CA 95131  
(408) 588-0200 FAX: (408) 588-0201

3 of 4

FED-EX Tracking #	Bottle Order Control #
Accutest Quote #	Accutest NC Job #: <b>C17685</b>

Client / Reporting Information		Project Information	
Company Name	Project Name:	Romie EPA	
Address	Street		
City	State	City	State
Project Contact:	Project #	<i>See P. 1</i>	
Phone #	EMAIL:		
Sampler's Name	Client Purchase Order #		

Accutest Sample ID	Sample ID / Field Point / Point of Collection	Date	Time	Sampled by	Matrix	# of bottles	Number of preserved Bottles												Requested Analysis	Matrix Codes
							PC	MOB	PAGE	PAGE	PCDD	NONE	NIHSD	MESH	EXPLOS	VOCs	PCBs	Pesticides		
							PCB	PCP	PCDF	PCDF	PCDF	PCDF	PCDF	PCDF	PCDF	PCDF	PCDF	PCDF		

Turnaround Time (Business days)	Data Deliverable Information	Comments / Remarks
		<i>Silica gets clean up</i> <i>Run duplicate analyses</i>

<input checked="checked" type="checkbox"/> Standard TAT <input type="checkbox"/> 3 Day (applicable markup) <input type="checkbox"/> 2 Day (applicable markup) <input type="checkbox"/> 1 Day (applicable markup)	<input checked="checked" type="checkbox"/> Commercial "B" - Results with QC summaries <input type="checkbox"/> REDT1 - Level 3 data package <input type="checkbox"/> FULT1 - Level 4 data package <input type="checkbox"/> EDF for Geotracker <input checked="checked" type="checkbox"/> EDD Format Provide EDF Global ID _____ Provide EDF Logcode: _____	Approved By / Date: _____
---	---	---------------------------

Sample Custody must be documented below each time samples change possession, including courier delivery.					
1	Relinquished by: [Signature]	Date Time: 08/30/11	0945	2	Relinquished by: [Signature]
3	Relinquished by:	Date Time:	3	Relinquished by:	Date Time:
5	Relinquished by:	Date Time:	5	Relinquished by:	Date Time:

On Ice Y / N \_\_\_\_\_ Number of coolers \_\_\_\_\_

31  
3

C17685: Chain of Custody

Page 3 of 5

**CHAIN OF CUSTODY**

2105 Lundy Ave, San Jose, CA 95131  
(408) 588-0200 FAX: (408) 588-0201

1 of 4

FED-EX Tracking #	Bottle Order Control #
Accutest Quote #	Accutest NC Job #: C17685

Client / Reporting Information			Project Information		
Company Name: Iris Env			Project Name: Romie EPA		
Address:			Street:		
City:	State:	Zip:	City:	State:	
Project Contact: Chris Alger			Project #		
Phone #			EMAIL: Sll P.1		
Samplers Name: SM			Client Purchase Order #		

Requested Analysis		Matrix Codes
VOCs 8260	As, Pb, Hg 6010/7470	WW- Wastewater GW- Ground Water SW- Surface Water SO- Soil GL- Oil WP- Wipe LIQ - Non-aqueous Liquid AIR DW- Drinking Water (Perchlorate Only)
CAN 17 Metals 6010/7470	TPH g, L, mo (8015)	
SVOCs 8270	Pesticides 8081	
	PCB 8082	

Accutest Sample ID	Sample ID / Field Point / Point of Collection	Date	Time	Sampled by	Matrix	# of bottles	Number of preserved Bottles															
							NO	NH <sub>4</sub>	NO <sub>3</sub>	NO <sub>2</sub>	NO <sub>2</sub>	NO <sub>3</sub>	NH <sub>4</sub>	NH <sub>4</sub>	MECH	ENCORE						
-31	K25-8.5	8/29	1558	SM	S	4																X
-32	K25A-8.5	✓	1558	↓	S	3																X

--	--	--	--	--	--	--	--	--	--	--	--	--	--	--	--	--	--	--	--	--	--	--	--

Turnaround Time (Business days)	Data Deliverable Information	Comments / Remarks
Approved By / Date:	<input checked="" type="checkbox"/> Commercial "B" - Results with QC summaries <input type="checkbox"/> REDT1 - Level 3 data package <input type="checkbox"/> FULT1 - Level 4 data package <input type="checkbox"/> EDF for Geotracker <input checked="" type="checkbox"/> EDF Format Provide EDF Global ID: _____ Provide EDF Logcode: _____	Silica gel clean up <input checked="" type="checkbox"/> run duplicate analyses

Emergency T/A data available VIA Lablink						Sample Custody must be documented below each time samples change possession, including courier delivery.					
Relinquished by:	Date Time:	Received By:	Date Time:	Relinquished By:	Date Time:	Received By:	Date Time:	Relinquished By:	Date Time:	Received By:	Date Time:
1. [Signature]	08/30/11	[Signature]	0945	2. [Signature]	09/01/11 10:30	[Signature]		3. [Signature]		[Signature]	
3		4		5		6		7		8	

31  
3



## GC/MS Volatiles

---

### QC Data Summaries

---

Includes the following where applicable:

- Method Blank Summaries
- Blank Spike Summaries
- Matrix Spike and Duplicate Summaries



## Method Blank Summary

**Job Number:** C17685  
**Account:** IRISECAO Iris Environmental  
**Project:** Romic Soil Investigation(Romic EPA) - 2081 Bay Road,East Palo Alto,CA

Sample	File ID	DF	Analyzed	By	Prep Date	Prep Batch	Analytical Batch
VM859-MB2	M27050.D	1	08/31/11	XB	n/a	n/a	VM859

The QC reported here applies to the following samples:

Method: SW846 8260B

C17685-1, C17685-2, C17685-3

CAS No.	Compound	Result	RL	MDL	Units	Q
67-64-1	Acetone	ND	100	20	ug/kg	
71-43-2	Benzene	ND	5.0	1.5	ug/kg	
108-86-1	Bromobenzene	ND	5.0	1.5	ug/kg	
74-97-5	Bromochloromethane	ND	5.0	1.5	ug/kg	
75-27-4	Bromodichloromethane	ND	5.0	1.0	ug/kg	
75-25-2	Bromoform	ND	5.0	1.0	ug/kg	
104-51-8	n-Butylbenzene	ND	5.0	1.5	ug/kg	
135-98-8	sec-Butylbenzene	ND	5.0	1.5	ug/kg	
98-06-6	tert-Butylbenzene	ND	5.0	1.5	ug/kg	
108-90-7	Chlorobenzene	ND	5.0	1.5	ug/kg	
75-00-3	Chloroethane	ND	5.0	1.5	ug/kg	
67-66-3	Chloroform	ND	5.0	1.5	ug/kg	
95-49-8	o-Chlorotoluene	ND	5.0	1.5	ug/kg	
106-43-4	p-Chlorotoluene	ND	5.0	1.5	ug/kg	
56-23-5	Carbon tetrachloride	ND	5.0	1.0	ug/kg	
75-34-3	1,1-Dichloroethane	ND	5.0	1.0	ug/kg	
75-35-4	1,1-Dichloroethylene	ND	5.0	1.5	ug/kg	
563-58-6	1,1-Dichloropropene	ND	5.0	1.5	ug/kg	
96-12-8	1,2-Dibromo-3-chloropropane	ND	5.0	1.0	ug/kg	
106-93-4	1,2-Dibromoethane	ND	5.0	1.0	ug/kg	
107-06-2	1,2-Dichloroethane	ND	5.0	1.5	ug/kg	
78-87-5	1,2-Dichloropropane	ND	5.0	1.5	ug/kg	
142-28-9	1,3-Dichloropropane	ND	5.0	1.5	ug/kg	
108-20-3	Di-Isopropyl ether	ND	5.0	1.5	ug/kg	
594-20-7	2,2-Dichloropropane	ND	5.0	1.5	ug/kg	
124-48-1	Dibromochloromethane	ND	5.0	1.0	ug/kg	
75-71-8	Dichlorodifluoromethane	ND	5.0	1.0	ug/kg	
156-59-2	cis-1,2-Dichloroethylene	ND	5.0	1.5	ug/kg	
10061-01-5	cis-1,3-Dichloropropene	ND	5.0	1.5	ug/kg	
541-73-1	m-Dichlorobenzene	ND	5.0	1.5	ug/kg	
95-50-1	o-Dichlorobenzene	ND	5.0	1.5	ug/kg	
106-46-7	p-Dichlorobenzene	ND	5.0	1.5	ug/kg	
156-60-5	trans-1,2-Dichloroethylene	ND	5.0	1.5	ug/kg	
10061-02-6	trans-1,3-Dichloropropene	ND	5.0	1.5	ug/kg	
100-41-4	Ethylbenzene	ND	5.0	1.5	ug/kg	
637-92-3	Ethyl tert-Butyl Ether	ND	5.0	1.5	ug/kg	

## Method Blank Summary

**Job Number:** C17685  
**Account:** IRISECAO Iris Environmental  
**Project:** Romic Soil Investigation(Romic EPA) - 2081 Bay Road,East Palo Alto,CA

Sample	File ID	DF	Analyzed	By	Prep Date	Prep Batch	Analytical Batch
VM859-MB2	M27050.D	1	08/31/11	XB	n/a	n/a	VM859

**The QC reported here applies to the following samples:** **Method:** SW846 8260B

C17685-1, C17685-2, C17685-3

CAS No.	Compound	Result	RL	MDL	Units	Q
591-78-6	2-Hexanone	ND	40	5.0	ug/kg	
87-68-3	Hexachlorobutadiene	ND	5.0	1.0	ug/kg	
98-82-8	Isopropylbenzene	ND	5.0	1.5	ug/kg	
99-87-6	p-Isopropyltoluene	ND	5.0	1.5	ug/kg	
108-10-1	4-Methyl-2-pentanone	ND	40	15	ug/kg	
74-83-9	Methyl bromide	ND	5.0	2.5	ug/kg	
74-87-3	Methyl chloride	ND	5.0	1.5	ug/kg	
74-95-3	Methylene bromide	ND	5.0	2.5	ug/kg	
75-09-2	Methylene chloride	ND	25	16	ug/kg	
78-93-3	Methyl ethyl ketone	ND	40	12	ug/kg	
1634-04-4	Methyl Tert Butyl Ether	ND	5.0	1.0	ug/kg	
91-20-3	Naphthalene	ND	5.0	1.5	ug/kg	
103-65-1	n-Propylbenzene	ND	5.0	1.5	ug/kg	
100-42-5	Styrene	ND	5.0	1.0	ug/kg	
994-05-8	Tert-Amyl Methyl Ether	ND	5.0	1.2	ug/kg	
75-65-0	Tert Butyl Alcohol	ND	40	10	ug/kg	
630-20-6	1,1,1,2-Tetrachloroethane	ND	5.0	1.0	ug/kg	
71-55-6	1,1,1-Trichloroethane	ND	5.0	1.5	ug/kg	
79-34-5	1,1,2,2-Tetrachloroethane	ND	5.0	1.0	ug/kg	
79-00-5	1,1,2-Trichloroethane	ND	5.0	1.0	ug/kg	
87-61-6	1,2,3-Trichlorobenzene	ND	5.0	1.5	ug/kg	
96-18-4	1,2,3-Trichloropropane	ND	5.0	1.5	ug/kg	
120-82-1	1,2,4-Trichlorobenzene	ND	5.0	1.5	ug/kg	
95-63-6	1,2,4-Trimethylbenzene	ND	5.0	1.5	ug/kg	
108-67-8	1,3,5-Trimethylbenzene	ND	5.0	1.5	ug/kg	
127-18-4	Tetrachloroethylene	ND	5.0	3.5	ug/kg	
108-88-3	Toluene	ND	5.0	1.5	ug/kg	
79-01-6	Trichloroethylene	ND	5.0	1.0	ug/kg	
75-69-4	Trichlorofluoromethane	ND	5.0	1.2	ug/kg	
75-01-4	Vinyl chloride	ND	5.0	2.5	ug/kg	
1330-20-7	Xylene (total)	ND	10	4.0	ug/kg	

CAS No.	Surrogate Recoveries	Limits
1868-53-7	Dibromofluoromethane	94% 60-130%

## Method Blank Summary

**Job Number:** C17685  
**Account:** IRISECAO Iris Environmental  
**Project:** Romic Soil Investigation(Romic EPA) - 2081 Bay Road,East Palo Alto,CA

Sample	File ID	DF	Analyzed	By	Prep Date	Prep Batch	Analytical Batch
VM859-MB2	M27050.D	1	08/31/11	XB	n/a	n/a	VM859

The QC reported here applies to the following samples:

Method: SW846 8260B

C17685-1, C17685-2, C17685-3

CAS No.	Surrogate Recoveries	Limits
2037-26-5	Toluene-D8	101% 60-130%
460-00-4	4-Bromofluorobenzene	92% 60-130%

## Method Blank Summary

**Job Number:** C17685**Account:** IRISECAO Iris Environmental**Project:** Romic Soil Investigation(Romic EPA) - 2081 Bay Road,East Palo Alto,CA

Sample	File ID	DF	Analyzed	By	Prep Date	Prep Batch	Analytical Batch
VM860-MB2	M27098.D	1	09/01/11	XB	n/a	n/a	VM860

**The QC reported here applies to the following samples:****Method:** SW846 8260B

C17685-4

CAS No.	Compound	Result	RL	MDL	Units	Q
67-64-1	Acetone	ND	100	20	ug/kg	
71-43-2	Benzene	ND	5.0	1.5	ug/kg	
108-86-1	Bromobenzene	ND	5.0	1.5	ug/kg	
74-97-5	Bromochloromethane	ND	5.0	1.5	ug/kg	
75-27-4	Bromodichloromethane	ND	5.0	1.0	ug/kg	
75-25-2	Bromoform	ND	5.0	1.0	ug/kg	
104-51-8	n-Butylbenzene	ND	5.0	1.5	ug/kg	
135-98-8	sec-Butylbenzene	ND	5.0	1.5	ug/kg	
98-06-6	tert-Butylbenzene	ND	5.0	1.5	ug/kg	
108-90-7	Chlorobenzene	ND	5.0	1.5	ug/kg	
75-00-3	Chloroethane	ND	5.0	1.5	ug/kg	
67-66-3	Chloroform	ND	5.0	1.5	ug/kg	
95-49-8	o-Chlorotoluene	ND	5.0	1.5	ug/kg	
106-43-4	p-Chlorotoluene	ND	5.0	1.5	ug/kg	
56-23-5	Carbon tetrachloride	ND	5.0	1.0	ug/kg	
75-34-3	1,1-Dichloroethane	ND	5.0	1.0	ug/kg	
75-35-4	1,1-Dichloroethylene	ND	5.0	1.5	ug/kg	
563-58-6	1,1-Dichloropropene	ND	5.0	1.5	ug/kg	
96-12-8	1,2-Dibromo-3-chloropropane	ND	5.0	1.0	ug/kg	
106-93-4	1,2-Dibromoethane	ND	5.0	1.0	ug/kg	
107-06-2	1,2-Dichloroethane	ND	5.0	1.5	ug/kg	
78-87-5	1,2-Dichloropropane	ND	5.0	1.5	ug/kg	
142-28-9	1,3-Dichloropropane	ND	5.0	1.5	ug/kg	
108-20-3	Di-Isopropyl ether	ND	5.0	1.5	ug/kg	
594-20-7	2,2-Dichloropropane	ND	5.0	1.5	ug/kg	
124-48-1	Dibromochloromethane	ND	5.0	1.0	ug/kg	
75-71-8	Dichlorodifluoromethane	ND	5.0	1.0	ug/kg	
156-59-2	cis-1,2-Dichloroethylene	ND	5.0	1.5	ug/kg	
10061-01-5	cis-1,3-Dichloropropene	ND	5.0	1.5	ug/kg	
541-73-1	m-Dichlorobenzene	ND	5.0	1.5	ug/kg	
95-50-1	o-Dichlorobenzene	ND	5.0	1.5	ug/kg	
106-46-7	p-Dichlorobenzene	ND	5.0	1.5	ug/kg	
156-60-5	trans-1,2-Dichloroethylene	ND	5.0	1.5	ug/kg	
10061-02-6	trans-1,3-Dichloropropene	ND	5.0	1.5	ug/kg	
100-41-4	Ethylbenzene	ND	5.0	1.5	ug/kg	
637-92-3	Ethyl tert-Butyl Ether	ND	5.0	1.5	ug/kg	

## Method Blank Summary

**Job Number:** C17685  
**Account:** IRISECAO Iris Environmental  
**Project:** Romic Soil Investigation(Romic EPA) - 2081 Bay Road,East Palo Alto,CA

Sample	File ID	DF	Analyzed	By	Prep Date	Prep Batch	Analytical Batch
VM860-MB2	M27098.D	1	09/01/11	XB	n/a	n/a	VM860

The QC reported here applies to the following samples:

Method: SW846 8260B

C17685-4

CAS No.	Compound	Result	RL	MDL	Units	Q
591-78-6	2-Hexanone	ND	40	5.0	ug/kg	
87-68-3	Hexachlorobutadiene	ND	5.0	1.0	ug/kg	
98-82-8	Isopropylbenzene	ND	5.0	1.5	ug/kg	
99-87-6	p-Isopropyltoluene	ND	5.0	1.5	ug/kg	
108-10-1	4-Methyl-2-pentanone	ND	40	15	ug/kg	
74-83-9	Methyl bromide	ND	5.0	2.5	ug/kg	
74-87-3	Methyl chloride	ND	5.0	1.5	ug/kg	
74-95-3	Methylene bromide	ND	5.0	2.5	ug/kg	
75-09-2	Methylene chloride	ND	25	16	ug/kg	
78-93-3	Methyl ethyl ketone	ND	40	12	ug/kg	
1634-04-4	Methyl Tert Butyl Ether	ND	5.0	1.0	ug/kg	
91-20-3	Naphthalene	ND	5.0	1.5	ug/kg	
103-65-1	n-Propylbenzene	ND	5.0	1.5	ug/kg	
100-42-5	Styrene	ND	5.0	1.0	ug/kg	
994-05-8	Tert-Amyl Methyl Ether	ND	5.0	1.2	ug/kg	
75-65-0	Tert Butyl Alcohol	ND	40	10	ug/kg	
630-20-6	1,1,1,2-Tetrachloroethane	ND	5.0	1.0	ug/kg	
71-55-6	1,1,1-Trichloroethane	ND	5.0	1.5	ug/kg	
79-34-5	1,1,2,2-Tetrachloroethane	ND	5.0	1.0	ug/kg	
79-00-5	1,1,2-Trichloroethane	ND	5.0	1.0	ug/kg	
87-61-6	1,2,3-Trichlorobenzene	ND	5.0	1.5	ug/kg	
96-18-4	1,2,3-Trichloropropane	ND	5.0	1.5	ug/kg	
120-82-1	1,2,4-Trichlorobenzene	ND	5.0	1.5	ug/kg	
95-63-6	1,2,4-Trimethylbenzene	ND	5.0	1.5	ug/kg	
108-67-8	1,3,5-Trimethylbenzene	ND	5.0	1.5	ug/kg	
127-18-4	Tetrachloroethylene	ND	5.0	3.5	ug/kg	
108-88-3	Toluene	ND	5.0	1.5	ug/kg	
79-01-6	Trichloroethylene	ND	5.0	1.0	ug/kg	
75-69-4	Trichlorofluoromethane	ND	5.0	1.2	ug/kg	
75-01-4	Vinyl chloride	ND	5.0	2.5	ug/kg	
1330-20-7	Xylene (total)	ND	10	4.0	ug/kg	

CAS No.	Surrogate Recoveries	Limits
1868-53-7	Dibromofluoromethane	95% 60-130%

## Method Blank Summary

**Job Number:** C17685  
**Account:** IRISECAO Iris Environmental  
**Project:** Romic Soil Investigation(Romic EPA) - 2081 Bay Road,East Palo Alto,CA

Sample	File ID	DF	Analyzed	By	Prep Date	Prep Batch	Analytical Batch
VM860-MB2	M27098.D	1	09/01/11	XB	n/a	n/a	VM860

The QC reported here applies to the following samples:

Method: SW846 8260B

C17685-4

CAS No.	Surrogate Recoveries	Limits
2037-26-5	Toluene-D8	100% 60-130%
460-00-4	4-Bromofluorobenzene	95% 60-130%

## Method Blank Summary

**Job Number:** C17685  
**Account:** IRISECAO Iris Environmental  
**Project:** Romic Soil Investigation(Romic EPA) - 2081 Bay Road,East Palo Alto,CA

Sample	File ID	DF	Analyzed	By	Prep Date	Prep Batch	Analytical Batch
VM861-MB	M27129.D	1	09/02/11	XB	n/a	n/a	VM861

The QC reported here applies to the following samples:

Method: SW846 8260B

C17685-13, C17685-14, C17685-23

CAS No.	Compound	Result	RL	MDL	Units	Q
67-64-1	Acetone	ND	100	20	ug/kg	
71-43-2	Benzene	ND	5.0	1.5	ug/kg	
108-86-1	Bromobenzene	ND	5.0	1.5	ug/kg	
74-97-5	Bromochloromethane	ND	5.0	1.5	ug/kg	
75-27-4	Bromodichloromethane	ND	5.0	1.0	ug/kg	
75-25-2	Bromoform	ND	5.0	1.0	ug/kg	
104-51-8	n-Butylbenzene	ND	5.0	1.5	ug/kg	
135-98-8	sec-Butylbenzene	ND	5.0	1.5	ug/kg	
98-06-6	tert-Butylbenzene	ND	5.0	1.5	ug/kg	
108-90-7	Chlorobenzene	ND	5.0	1.5	ug/kg	
75-00-3	Chloroethane	ND	5.0	1.5	ug/kg	
67-66-3	Chloroform	ND	5.0	1.5	ug/kg	
95-49-8	o-Chlorotoluene	ND	5.0	1.5	ug/kg	
106-43-4	p-Chlorotoluene	ND	5.0	1.5	ug/kg	
56-23-5	Carbon tetrachloride	ND	5.0	1.0	ug/kg	
75-34-3	1,1-Dichloroethane	ND	5.0	1.0	ug/kg	
75-35-4	1,1-Dichloroethylene	ND	5.0	1.5	ug/kg	
563-58-6	1,1-Dichloropropene	ND	5.0	1.5	ug/kg	
96-12-8	1,2-Dibromo-3-chloropropane	ND	5.0	1.0	ug/kg	
106-93-4	1,2-Dibromoethane	ND	5.0	1.0	ug/kg	
107-06-2	1,2-Dichloroethane	ND	5.0	1.5	ug/kg	
78-87-5	1,2-Dichloropropane	ND	5.0	1.5	ug/kg	
142-28-9	1,3-Dichloropropane	ND	5.0	1.5	ug/kg	
108-20-3	Di-Isopropyl ether	ND	5.0	1.5	ug/kg	
594-20-7	2,2-Dichloropropane	ND	5.0	1.5	ug/kg	
124-48-1	Dibromochloromethane	ND	5.0	1.0	ug/kg	
75-71-8	Dichlorodifluoromethane	ND	5.0	1.0	ug/kg	
156-59-2	cis-1,2-Dichloroethylene	ND	5.0	1.5	ug/kg	
10061-01-5	cis-1,3-Dichloropropene	ND	5.0	1.5	ug/kg	
541-73-1	m-Dichlorobenzene	ND	5.0	1.5	ug/kg	
95-50-1	o-Dichlorobenzene	ND	5.0	1.5	ug/kg	
106-46-7	p-Dichlorobenzene	ND	5.0	1.5	ug/kg	
156-60-5	trans-1,2-Dichloroethylene	ND	5.0	1.5	ug/kg	
10061-02-6	trans-1,3-Dichloropropene	ND	5.0	1.5	ug/kg	
100-41-4	Ethylbenzene	ND	5.0	1.5	ug/kg	
637-92-3	Ethyl tert-Butyl Ether	ND	5.0	1.5	ug/kg	

## Method Blank Summary

**Job Number:** C17685  
**Account:** IRISECAO Iris Environmental  
**Project:** Romic Soil Investigation(Romic EPA) - 2081 Bay Road,East Palo Alto,CA

Sample	File ID	DF	Analyzed	By	Prep Date	Prep Batch	Analytical Batch
VM861-MB	M27129.D	1	09/02/11	XB	n/a	n/a	VM861

The QC reported here applies to the following samples:

Method: SW846 8260B

C17685-13, C17685-14, C17685-23

CAS No.	Compound	Result	RL	MDL	Units	Q
591-78-6	2-Hexanone	ND	40	5.0	ug/kg	
87-68-3	Hexachlorobutadiene	ND	5.0	1.0	ug/kg	
98-82-8	Isopropylbenzene	ND	5.0	1.5	ug/kg	
99-87-6	p-Isopropyltoluene	ND	5.0	1.5	ug/kg	
108-10-1	4-Methyl-2-pentanone	ND	40	15	ug/kg	
74-83-9	Methyl bromide	ND	5.0	2.5	ug/kg	
74-87-3	Methyl chloride	ND	5.0	1.5	ug/kg	
74-95-3	Methylene bromide	ND	5.0	2.5	ug/kg	
75-09-2	Methylene chloride	ND	25	16	ug/kg	
78-93-3	Methyl ethyl ketone	ND	40	12	ug/kg	
1634-04-4	Methyl Tert Butyl Ether	ND	5.0	1.0	ug/kg	
91-20-3	Naphthalene	ND	5.0	1.5	ug/kg	
103-65-1	n-Propylbenzene	ND	5.0	1.5	ug/kg	
100-42-5	Styrene	ND	5.0	1.0	ug/kg	
994-05-8	Tert-Amyl Methyl Ether	ND	5.0	1.2	ug/kg	
75-65-0	Tert Butyl Alcohol	ND	40	10	ug/kg	
630-20-6	1,1,1,2-Tetrachloroethane	ND	5.0	1.0	ug/kg	
71-55-6	1,1,1-Trichloroethane	ND	5.0	1.5	ug/kg	
79-34-5	1,1,2,2-Tetrachloroethane	ND	5.0	1.0	ug/kg	
79-00-5	1,1,2-Trichloroethane	ND	5.0	1.0	ug/kg	
87-61-6	1,2,3-Trichlorobenzene	ND	5.0	1.5	ug/kg	
96-18-4	1,2,3-Trichloropropane	ND	5.0	1.5	ug/kg	
120-82-1	1,2,4-Trichlorobenzene	ND	5.0	1.5	ug/kg	
95-63-6	1,2,4-Trimethylbenzene	ND	5.0	1.5	ug/kg	
108-67-8	1,3,5-Trimethylbenzene	ND	5.0	1.5	ug/kg	
127-18-4	Tetrachloroethylene	ND	5.0	3.5	ug/kg	
108-88-3	Toluene	ND	5.0	1.5	ug/kg	
79-01-6	Trichloroethylene	ND	5.0	1.0	ug/kg	
75-69-4	Trichlorofluoromethane	ND	5.0	1.2	ug/kg	
75-01-4	Vinyl chloride	ND	5.0	2.5	ug/kg	
1330-20-7	Xylene (total)	ND	10	4.0	ug/kg	

CAS No.	Surrogate Recoveries	Limits
1868-53-7	Dibromofluoromethane	98% 60-130%



## Method Blank Summary

**Job Number:** C17685  
**Account:** IRISECAO Iris Environmental  
**Project:** Romic Soil Investigation(Romic EPA) - 2081 Bay Road,East Palo Alto,CA

Sample	File ID	DF	Analyzed	By	Prep Date	Prep Batch	Analytical Batch
VM861-MB	M27129.D	1	09/02/11	XB	n/a	n/a	VM861

The QC reported here applies to the following samples:

Method: SW846 8260B

C17685-13, C17685-14, C17685-23

CAS No.	Surrogate Recoveries	Limits
2037-26-5	Toluene-D8	102% 60-130%
460-00-4	4-Bromofluorobenzene	96% 60-130%

## Method Blank Summary

**Job Number:** C17685**Account:** IRISECAO Iris Environmental**Project:** Romic Soil Investigation(Romic EPA) - 2081 Bay Road,East Palo Alto,CA

Sample	File ID	DF	Analyzed	By	Prep Date	Prep Batch	Analytical Batch
VM863-MB	M27182.D	1	09/03/11	XB	n/a	n/a	VM863

**The QC reported here applies to the following samples:****Method:** SW846 8260B

C17685-5, C17685-6, C17685-7, C17685-8, C17685-9, C17685-10, C17685-11, C17685-12, C17685-15, C17685-18, C17685-24

CAS No.	Compound	Result	RL	MDL	Units	Q
67-64-1	Acetone	ND	100	20	ug/kg	
71-43-2	Benzene	ND	5.0	1.5	ug/kg	
108-86-1	Bromobenzene	ND	5.0	1.5	ug/kg	
74-97-5	Bromochloromethane	ND	5.0	1.5	ug/kg	
75-27-4	Bromodichloromethane	ND	5.0	1.0	ug/kg	
75-25-2	Bromoform	ND	5.0	1.0	ug/kg	
104-51-8	n-Butylbenzene	ND	5.0	1.5	ug/kg	
135-98-8	sec-Butylbenzene	ND	5.0	1.5	ug/kg	
98-06-6	tert-Butylbenzene	ND	5.0	1.5	ug/kg	
108-90-7	Chlorobenzene	ND	5.0	1.5	ug/kg	
75-00-3	Chloroethane	ND	5.0	1.5	ug/kg	
67-66-3	Chloroform	ND	5.0	1.5	ug/kg	
95-49-8	o-Chlorotoluene	ND	5.0	1.5	ug/kg	
106-43-4	p-Chlorotoluene	ND	5.0	1.5	ug/kg	
56-23-5	Carbon tetrachloride	ND	5.0	1.0	ug/kg	
75-34-3	1,1-Dichloroethane	ND	5.0	1.0	ug/kg	
75-35-4	1,1-Dichloroethylene	ND	5.0	1.5	ug/kg	
563-58-6	1,1-Dichloropropene	ND	5.0	1.5	ug/kg	
96-12-8	1,2-Dibromo-3-chloropropane	ND	5.0	1.0	ug/kg	
106-93-4	1,2-Dibromoethane	ND	5.0	1.0	ug/kg	
107-06-2	1,2-Dichloroethane	ND	5.0	1.5	ug/kg	
78-87-5	1,2-Dichloropropane	ND	5.0	1.5	ug/kg	
142-28-9	1,3-Dichloropropane	ND	5.0	1.5	ug/kg	
108-20-3	Di-Isopropyl ether	ND	5.0	1.5	ug/kg	
594-20-7	2,2-Dichloropropane	ND	5.0	1.5	ug/kg	
124-48-1	Dibromochloromethane	ND	5.0	1.0	ug/kg	
75-71-8	Dichlorodifluoromethane	ND	5.0	1.0	ug/kg	
156-59-2	cis-1,2-Dichloroethylene	ND	5.0	1.5	ug/kg	
10061-01-5	cis-1,3-Dichloropropene	ND	5.0	1.5	ug/kg	
541-73-1	m-Dichlorobenzene	ND	5.0	1.5	ug/kg	
95-50-1	o-Dichlorobenzene	ND	5.0	1.5	ug/kg	
106-46-7	p-Dichlorobenzene	ND	5.0	1.5	ug/kg	
156-60-5	trans-1,2-Dichloroethylene	ND	5.0	1.5	ug/kg	
10061-02-6	trans-1,3-Dichloropropene	ND	5.0	1.5	ug/kg	
100-41-4	Ethylbenzene	ND	5.0	1.5	ug/kg	
637-92-3	Ethyl tert-Butyl Ether	ND	5.0	1.5	ug/kg	

## Method Blank Summary

**Job Number:** C17685  
**Account:** IRISECAO Iris Environmental  
**Project:** Romic Soil Investigation(Romic EPA) - 2081 Bay Road,East Palo Alto,CA

Sample	File ID	DF	Analyzed	By	Prep Date	Prep Batch	Analytical Batch
VM863-MB	M27182.D	1	09/03/11	XB	n/a	n/a	VM863

**The QC reported here applies to the following samples:** **Method:** SW846 8260B

C17685-5, C17685-6, C17685-7, C17685-8, C17685-9, C17685-10, C17685-11, C17685-12, C17685-15, C17685-18, C17685-24

CAS No.	Compound	Result	RL	MDL	Units	Q
591-78-6	2-Hexanone	ND	40	5.0	ug/kg	
87-68-3	Hexachlorobutadiene	ND	5.0	1.0	ug/kg	
98-82-8	Isopropylbenzene	ND	5.0	1.5	ug/kg	
99-87-6	p-Isopropyltoluene	ND	5.0	1.5	ug/kg	
108-10-1	4-Methyl-2-pentanone	ND	40	15	ug/kg	
74-83-9	Methyl bromide	ND	5.0	2.5	ug/kg	
74-87-3	Methyl chloride	ND	5.0	1.5	ug/kg	
74-95-3	Methylene bromide	ND	5.0	2.5	ug/kg	
75-09-2	Methylene chloride	ND	25	16	ug/kg	
78-93-3	Methyl ethyl ketone	ND	40	12	ug/kg	
1634-04-4	Methyl Tert Butyl Ether	ND	5.0	1.0	ug/kg	
91-20-3	Naphthalene	ND	5.0	1.5	ug/kg	
103-65-1	n-Propylbenzene	ND	5.0	1.5	ug/kg	
100-42-5	Styrene	ND	5.0	1.0	ug/kg	
994-05-8	Tert-Amyl Methyl Ether	ND	5.0	1.2	ug/kg	
75-65-0	Tert Butyl Alcohol	ND	40	10	ug/kg	
630-20-6	1,1,1,2-Tetrachloroethane	ND	5.0	1.0	ug/kg	
71-55-6	1,1,1-Trichloroethane	ND	5.0	1.5	ug/kg	
79-34-5	1,1,2,2-Tetrachloroethane	ND	5.0	1.0	ug/kg	
79-00-5	1,1,2-Trichloroethane	ND	5.0	1.0	ug/kg	
87-61-6	1,2,3-Trichlorobenzene	ND	5.0	1.5	ug/kg	
96-18-4	1,2,3-Trichloropropane	ND	5.0	1.5	ug/kg	
120-82-1	1,2,4-Trichlorobenzene	ND	5.0	1.5	ug/kg	
95-63-6	1,2,4-Trimethylbenzene	ND	5.0	1.5	ug/kg	
108-67-8	1,3,5-Trimethylbenzene	ND	5.0	1.5	ug/kg	
127-18-4	Tetrachloroethylene	ND	5.0	3.5	ug/kg	
108-88-3	Toluene	ND	5.0	1.5	ug/kg	
79-01-6	Trichloroethylene	ND	5.0	1.0	ug/kg	
75-69-4	Trichlorofluoromethane	ND	5.0	1.2	ug/kg	
75-01-4	Vinyl chloride	ND	5.0	2.5	ug/kg	
1330-20-7	Xylene (total)	ND	10	4.0	ug/kg	

CAS No.	Surrogate Recoveries	Limits
1868-53-7	Dibromofluoromethane	94% 60-130%

4.1.4  
4

## Method Blank Summary

**Job Number:** C17685  
**Account:** IRISECAO Iris Environmental  
**Project:** Romic Soil Investigation(Romic EPA) - 2081 Bay Road,East Palo Alto,CA

Sample	File ID	DF	Analyzed	By	Prep Date	Prep Batch	Analytical Batch
VM863-MB	M27182.D	1	09/03/11	XB	n/a	n/a	VM863

The QC reported here applies to the following samples:

Method: SW846 8260B

C17685-5, C17685-6, C17685-7, C17685-8, C17685-9, C17685-10, C17685-11, C17685-12, C17685-15, C17685-18, C17685-24

CAS No.	Surrogate Recoveries	Limits
2037-26-5	Toluene-D8	101% 60-130%
460-00-4	4-Bromofluorobenzene	94% 60-130%

4.1.4  
4

## Method Blank Summary

**Job Number:** C17685  
**Account:** IRISECAO Iris Environmental  
**Project:** Romic Soil Investigation(Romic EPA) - 2081 Bay Road,East Palo Alto,CA

Sample	File ID	DF	Analyzed	By	Prep Date	Prep Batch	Analytical Batch
VM864-MB	M27227.D	1	09/05/11	XB	n/a	n/a	VM864

**The QC reported here applies to the following samples:** **Method:** SW846 8260B

C17685-16, C17685-17, C17685-19, C17685-20, C17685-21, C17685-22, C17685-25, C17685-26, C17685-27, C17685-28, C17685-29, C17685-30, C17685-31, C17685-32

CAS No.	Compound	Result	RL	MDL	Units	Q
67-64-1	Acetone	ND	100	20	ug/kg	
71-43-2	Benzene	ND	5.0	1.5	ug/kg	
108-86-1	Bromobenzene	ND	5.0	1.5	ug/kg	
74-97-5	Bromochloromethane	ND	5.0	1.5	ug/kg	
75-27-4	Bromodichloromethane	ND	5.0	1.0	ug/kg	
75-25-2	Bromoform	ND	5.0	1.0	ug/kg	
104-51-8	n-Butylbenzene	ND	5.0	1.5	ug/kg	
135-98-8	sec-Butylbenzene	ND	5.0	1.5	ug/kg	
98-06-6	tert-Butylbenzene	ND	5.0	1.5	ug/kg	
108-90-7	Chlorobenzene	ND	5.0	1.5	ug/kg	
75-00-3	Chloroethane	ND	5.0	1.5	ug/kg	
67-66-3	Chloroform	ND	5.0	1.5	ug/kg	
95-49-8	o-Chlorotoluene	ND	5.0	1.5	ug/kg	
106-43-4	p-Chlorotoluene	ND	5.0	1.5	ug/kg	
56-23-5	Carbon tetrachloride	ND	5.0	1.0	ug/kg	
75-34-3	1,1-Dichloroethane	ND	5.0	1.0	ug/kg	
75-35-4	1,1-Dichloroethylene	ND	5.0	1.5	ug/kg	
563-58-6	1,1-Dichloropropene	ND	5.0	1.5	ug/kg	
96-12-8	1,2-Dibromo-3-chloropropane	ND	5.0	1.0	ug/kg	
106-93-4	1,2-Dibromoethane	ND	5.0	1.0	ug/kg	
107-06-2	1,2-Dichloroethane	ND	5.0	1.5	ug/kg	
78-87-5	1,2-Dichloropropane	ND	5.0	1.5	ug/kg	
142-28-9	1,3-Dichloropropane	ND	5.0	1.5	ug/kg	
108-20-3	Di-Isopropyl ether	ND	5.0	1.5	ug/kg	
594-20-7	2,2-Dichloropropane	ND	5.0	1.5	ug/kg	
124-48-1	Dibromochloromethane	ND	5.0	1.0	ug/kg	
75-71-8	Dichlorodifluoromethane	ND	5.0	1.0	ug/kg	
156-59-2	cis-1,2-Dichloroethylene	ND	5.0	1.5	ug/kg	
10061-01-5	cis-1,3-Dichloropropene	ND	5.0	1.5	ug/kg	
541-73-1	m-Dichlorobenzene	ND	5.0	1.5	ug/kg	
95-50-1	o-Dichlorobenzene	ND	5.0	1.5	ug/kg	
106-46-7	p-Dichlorobenzene	ND	5.0	1.5	ug/kg	
156-60-5	trans-1,2-Dichloroethylene	ND	5.0	1.5	ug/kg	
10061-02-6	trans-1,3-Dichloropropene	ND	5.0	1.5	ug/kg	
100-41-4	Ethylbenzene	ND	5.0	1.5	ug/kg	
637-92-3	Ethyl tert-Butyl Ether	ND	5.0	1.5	ug/kg	

## Method Blank Summary

**Job Number:** C17685  
**Account:** IRISECAO Iris Environmental  
**Project:** Romic Soil Investigation(Romic EPA) - 2081 Bay Road,East Palo Alto,CA

Sample	File ID	DF	Analyzed	By	Prep Date	Prep Batch	Analytical Batch
VM864-MB	M27227.D	1	09/05/11	XB	n/a	n/a	VM864

**The QC reported here applies to the following samples:** **Method:** SW846 8260B

C17685-16, C17685-17, C17685-19, C17685-20, C17685-21, C17685-22, C17685-25, C17685-26, C17685-27, C17685-28, C17685-29, C17685-30, C17685-31, C17685-32

CAS No.	Compound	Result	RL	MDL	Units	Q
591-78-6	2-Hexanone	ND	40	5.0	ug/kg	
87-68-3	Hexachlorobutadiene	ND	5.0	1.0	ug/kg	
98-82-8	Isopropylbenzene	ND	5.0	1.5	ug/kg	
99-87-6	p-Isopropyltoluene	ND	5.0	1.5	ug/kg	
108-10-1	4-Methyl-2-pentanone	ND	40	15	ug/kg	
74-83-9	Methyl bromide	ND	5.0	2.5	ug/kg	
74-87-3	Methyl chloride	ND	5.0	1.5	ug/kg	
74-95-3	Methylene bromide	ND	5.0	2.5	ug/kg	
75-09-2	Methylene chloride	ND	25	16	ug/kg	
78-93-3	Methyl ethyl ketone	ND	40	12	ug/kg	
1634-04-4	Methyl Tert Butyl Ether	ND	5.0	1.0	ug/kg	
91-20-3	Naphthalene	ND	5.0	1.5	ug/kg	
103-65-1	n-Propylbenzene	ND	5.0	1.5	ug/kg	
100-42-5	Styrene	ND	5.0	1.0	ug/kg	
994-05-8	Tert-Amyl Methyl Ether	ND	5.0	1.2	ug/kg	
75-65-0	Tert Butyl Alcohol	ND	40	10	ug/kg	
630-20-6	1,1,1,2-Tetrachloroethane	ND	5.0	1.0	ug/kg	
71-55-6	1,1,1-Trichloroethane	ND	5.0	1.5	ug/kg	
79-34-5	1,1,2,2-Tetrachloroethane	ND	5.0	1.0	ug/kg	
79-00-5	1,1,2-Trichloroethane	ND	5.0	1.0	ug/kg	
87-61-6	1,2,3-Trichlorobenzene	ND	5.0	1.5	ug/kg	
96-18-4	1,2,3-Trichloropropane	ND	5.0	1.5	ug/kg	
120-82-1	1,2,4-Trichlorobenzene	ND	5.0	1.5	ug/kg	
95-63-6	1,2,4-Trimethylbenzene	ND	5.0	1.5	ug/kg	
108-67-8	1,3,5-Trimethylbenzene	ND	5.0	1.5	ug/kg	
127-18-4	Tetrachloroethylene	ND	5.0	3.5	ug/kg	
108-88-3	Toluene	ND	5.0	1.5	ug/kg	
79-01-6	Trichloroethylene	ND	5.0	1.0	ug/kg	
75-69-4	Trichlorofluoromethane	ND	5.0	1.2	ug/kg	
75-01-4	Vinyl chloride	ND	5.0	2.5	ug/kg	
1330-20-7	Xylene (total)	ND	10	4.0	ug/kg	

CAS No.	Surrogate Recoveries	Limits
1868-53-7	Dibromofluoromethane	91% 60-130%

## Method Blank Summary

**Job Number:** C17685  
**Account:** IRISECAO Iris Environmental  
**Project:** Romic Soil Investigation(Romic EPA) - 2081 Bay Road,East Palo Alto,CA

Sample	File ID	DF	Analyzed	By	Prep Date	Prep Batch	Analytical Batch
VM864-MB	M27227.D	1	09/05/11	XB	n/a	n/a	VM864

The QC reported here applies to the following samples:

Method: SW846 8260B

C17685-16, C17685-17, C17685-19, C17685-20, C17685-21, C17685-22, C17685-25, C17685-26, C17685-27, C17685-28, C17685-29, C17685-30, C17685-31, C17685-32

CAS No.	Surrogate Recoveries	Limits
2037-26-5	Toluene-D8	97% 60-130%
460-00-4	4-Bromofluorobenzene	95% 60-130%

4.1.5  
4

## Method Blank Summary

**Job Number:** C17685**Account:** IRISECAO Iris Environmental**Project:** Romic Soil Investigation(Romic EPA) - 2081 Bay Road,East Palo Alto,CA

Sample	File ID	DF	Analyzed	By	Prep Date	Prep Batch	Analytical Batch
VM859-MB	M27032.D	1	08/31/11	XB	n/a	n/a	VM859

**The QC reported here applies to the following samples:****Method:** SW846 8260B

VM859-BS1

CAS No.	Compound	Result	RL	MDL	Units	Q
67-64-1	Acetone	ND	100	20	ug/kg	
71-43-2	Benzene	ND	5.0	1.5	ug/kg	
108-86-1	Bromobenzene	ND	5.0	1.5	ug/kg	
74-97-5	Bromochloromethane	ND	5.0	1.5	ug/kg	
75-27-4	Bromodichloromethane	ND	5.0	1.0	ug/kg	
75-25-2	Bromoform	ND	5.0	1.0	ug/kg	
104-51-8	n-Butylbenzene	ND	5.0	1.5	ug/kg	
135-98-8	sec-Butylbenzene	ND	5.0	1.5	ug/kg	
98-06-6	tert-Butylbenzene	ND	5.0	1.5	ug/kg	
108-90-7	Chlorobenzene	ND	5.0	1.5	ug/kg	
75-00-3	Chloroethane	ND	5.0	1.5	ug/kg	
67-66-3	Chloroform	ND	5.0	1.5	ug/kg	
95-49-8	o-Chlorotoluene	ND	5.0	1.5	ug/kg	
106-43-4	p-Chlorotoluene	ND	5.0	1.5	ug/kg	
56-23-5	Carbon tetrachloride	ND	5.0	1.0	ug/kg	
75-34-3	1,1-Dichloroethane	ND	5.0	1.0	ug/kg	
75-35-4	1,1-Dichloroethylene	ND	5.0	1.5	ug/kg	
563-58-6	1,1-Dichloropropene	ND	5.0	1.5	ug/kg	
96-12-8	1,2-Dibromo-3-chloropropane	ND	5.0	1.0	ug/kg	
106-93-4	1,2-Dibromoethane	ND	5.0	1.0	ug/kg	
107-06-2	1,2-Dichloroethane	ND	5.0	1.5	ug/kg	
78-87-5	1,2-Dichloropropane	ND	5.0	1.5	ug/kg	
142-28-9	1,3-Dichloropropane	ND	5.0	1.5	ug/kg	
108-20-3	Di-Isopropyl ether	ND	5.0	1.5	ug/kg	
594-20-7	2,2-Dichloropropane	ND	5.0	1.5	ug/kg	
124-48-1	Dibromochloromethane	ND	5.0	1.0	ug/kg	
75-71-8	Dichlorodifluoromethane	ND	5.0	1.0	ug/kg	
156-59-2	cis-1,2-Dichloroethylene	ND	5.0	1.5	ug/kg	
10061-01-5	cis-1,3-Dichloropropene	ND	5.0	1.5	ug/kg	
541-73-1	m-Dichlorobenzene	ND	5.0	1.5	ug/kg	
95-50-1	o-Dichlorobenzene	ND	5.0	1.5	ug/kg	
106-46-7	p-Dichlorobenzene	ND	5.0	1.5	ug/kg	
156-60-5	trans-1,2-Dichloroethylene	ND	5.0	1.5	ug/kg	
10061-02-6	trans-1,3-Dichloropropene	ND	5.0	1.5	ug/kg	
100-41-4	Ethylbenzene	ND	5.0	1.5	ug/kg	
637-92-3	Ethyl tert-Butyl Ether	ND	5.0	1.5	ug/kg	



## Method Blank Summary

**Job Number:** C17685  
**Account:** IRISECAO Iris Environmental  
**Project:** Romic Soil Investigation(Romic EPA) - 2081 Bay Road,East Palo Alto,CA

Sample	File ID	DF	Analyzed	By	Prep Date	Prep Batch	Analytical Batch
VM859-MB	M27032.D	1	08/31/11	XB	n/a	n/a	VM859

The QC reported here applies to the following samples:

Method: SW846 8260B

VM859-BS1

CAS No.	Compound	Result	RL	MDL	Units	Q
591-78-6	2-Hexanone	ND	40	5.0	ug/kg	
87-68-3	Hexachlorobutadiene	ND	5.0	1.0	ug/kg	
98-82-8	Isopropylbenzene	ND	5.0	1.5	ug/kg	
99-87-6	p-Isopropyltoluene	ND	5.0	1.5	ug/kg	
108-10-1	4-Methyl-2-pentanone	ND	40	15	ug/kg	
74-83-9	Methyl bromide	ND	5.0	2.5	ug/kg	
74-87-3	Methyl chloride	ND	5.0	1.5	ug/kg	
74-95-3	Methylene bromide	ND	5.0	2.5	ug/kg	
75-09-2	Methylene chloride	ND	25	16	ug/kg	
78-93-3	Methyl ethyl ketone	ND	40	12	ug/kg	
1634-04-4	Methyl Tert Butyl Ether	ND	5.0	1.0	ug/kg	
91-20-3	Naphthalene	ND	5.0	1.5	ug/kg	
103-65-1	n-Propylbenzene	ND	5.0	1.5	ug/kg	
100-42-5	Styrene	ND	5.0	1.0	ug/kg	
994-05-8	Tert-Amyl Methyl Ether	ND	5.0	1.2	ug/kg	
75-65-0	Tert Butyl Alcohol	ND	40	10	ug/kg	
630-20-6	1,1,1,2-Tetrachloroethane	ND	5.0	1.0	ug/kg	
71-55-6	1,1,1-Trichloroethane	ND	5.0	1.5	ug/kg	
79-34-5	1,1,2,2-Tetrachloroethane	ND	5.0	1.0	ug/kg	
79-00-5	1,1,2-Trichloroethane	ND	5.0	1.0	ug/kg	
87-61-6	1,2,3-Trichlorobenzene	ND	5.0	1.5	ug/kg	
96-18-4	1,2,3-Trichloropropane	ND	5.0	1.5	ug/kg	
120-82-1	1,2,4-Trichlorobenzene	ND	5.0	1.5	ug/kg	
95-63-6	1,2,4-Trimethylbenzene	ND	5.0	1.5	ug/kg	
108-67-8	1,3,5-Trimethylbenzene	ND	5.0	1.5	ug/kg	
127-18-4	Tetrachloroethylene	ND	5.0	3.5	ug/kg	
108-88-3	Toluene	ND	5.0	1.5	ug/kg	
79-01-6	Trichloroethylene	ND	5.0	1.0	ug/kg	
75-69-4	Trichlorofluoromethane	ND	5.0	1.2	ug/kg	
75-01-4	Vinyl chloride	ND	5.0	2.5	ug/kg	
1330-20-7	Xylene (total)	ND	10	4.0	ug/kg	

CAS No.	Surrogate Recoveries	Limits
1868-53-7	Dibromofluoromethane	94% 60-130%

## Method Blank Summary

**Job Number:** C17685  
**Account:** IRISECAO Iris Environmental  
**Project:** Romic Soil Investigation(Romic EPA) - 2081 Bay Road,East Palo Alto,CA

Sample	File ID	DF	Analyzed	By	Prep Date	Prep Batch	Analytical Batch
VM859-MB	M27032.D	1	08/31/11	XB	n/a	n/a	VM859

The QC reported here applies to the following samples:

Method: SW846 8260B

VM859-BS1

CAS No.	Surrogate Recoveries	Limits
2037-26-5	Toluene-D8	101% 60-130%
460-00-4	4-Bromofluorobenzene	96% 60-130%

## Method Blank Summary

**Job Number:** C17685**Account:** IRISECAO Iris Environmental**Project:** Romic Soil Investigation(Romic EPA) - 2081 Bay Road,East Palo Alto,CA

Sample	File ID	DF	Analyzed	By	Prep Date	Prep Batch	Analytical Batch
VM860-MB	M27081.D	1	09/01/11	XB	n/a	n/a	VM860

**The QC reported here applies to the following samples:****Method:** SW846 8260B

VM860-BSD, VM860-BS

CAS No.	Compound	Result	RL	MDL	Units	Q
67-64-1	Acetone	ND	100	20	ug/kg	
71-43-2	Benzene	ND	5.0	1.5	ug/kg	
108-86-1	Bromobenzene	ND	5.0	1.5	ug/kg	
74-97-5	Bromochloromethane	ND	5.0	1.5	ug/kg	
75-27-4	Bromodichloromethane	ND	5.0	1.0	ug/kg	
75-25-2	Bromoform	ND	5.0	1.0	ug/kg	
104-51-8	n-Butylbenzene	ND	5.0	1.5	ug/kg	
135-98-8	sec-Butylbenzene	ND	5.0	1.5	ug/kg	
98-06-6	tert-Butylbenzene	ND	5.0	1.5	ug/kg	
108-90-7	Chlorobenzene	ND	5.0	1.5	ug/kg	
75-00-3	Chloroethane	ND	5.0	1.5	ug/kg	
67-66-3	Chloroform	ND	5.0	1.5	ug/kg	
95-49-8	o-Chlorotoluene	ND	5.0	1.5	ug/kg	
106-43-4	p-Chlorotoluene	ND	5.0	1.5	ug/kg	
56-23-5	Carbon tetrachloride	ND	5.0	1.0	ug/kg	
75-34-3	1,1-Dichloroethane	ND	5.0	1.0	ug/kg	
75-35-4	1,1-Dichloroethylene	ND	5.0	1.5	ug/kg	
563-58-6	1,1-Dichloropropene	ND	5.0	1.5	ug/kg	
96-12-8	1,2-Dibromo-3-chloropropane	ND	5.0	1.0	ug/kg	
106-93-4	1,2-Dibromoethane	ND	5.0	1.0	ug/kg	
107-06-2	1,2-Dichloroethane	ND	5.0	1.5	ug/kg	
78-87-5	1,2-Dichloropropane	ND	5.0	1.5	ug/kg	
142-28-9	1,3-Dichloropropane	ND	5.0	1.5	ug/kg	
108-20-3	Di-Isopropyl ether	ND	5.0	1.5	ug/kg	
594-20-7	2,2-Dichloropropane	ND	5.0	1.5	ug/kg	
124-48-1	Dibromochloromethane	ND	5.0	1.0	ug/kg	
75-71-8	Dichlorodifluoromethane	ND	5.0	1.0	ug/kg	
156-59-2	cis-1,2-Dichloroethylene	ND	5.0	1.5	ug/kg	
10061-01-5	cis-1,3-Dichloropropene	ND	5.0	1.5	ug/kg	
541-73-1	m-Dichlorobenzene	ND	5.0	1.5	ug/kg	
95-50-1	o-Dichlorobenzene	ND	5.0	1.5	ug/kg	
106-46-7	p-Dichlorobenzene	ND	5.0	1.5	ug/kg	
156-60-5	trans-1,2-Dichloroethylene	ND	5.0	1.5	ug/kg	
10061-02-6	trans-1,3-Dichloropropene	ND	5.0	1.5	ug/kg	
100-41-4	Ethylbenzene	ND	5.0	1.5	ug/kg	
637-92-3	Ethyl tert-Butyl Ether	ND	5.0	1.5	ug/kg	

## Method Blank Summary

**Job Number:** C17685  
**Account:** IRISECAO Iris Environmental  
**Project:** Romic Soil Investigation(Romic EPA) - 2081 Bay Road,East Palo Alto,CA

Sample	File ID	DF	Analyzed	By	Prep Date	Prep Batch	Analytical Batch
VM860-MB	M27081.D	1	09/01/11	XB	n/a	n/a	VM860

The QC reported here applies to the following samples:

Method: SW846 8260B

VM860-BSD, VM860-BS

CAS No.	Compound	Result	RL	MDL	Units	Q
591-78-6	2-Hexanone	ND	40	5.0	ug/kg	
87-68-3	Hexachlorobutadiene	ND	5.0	1.0	ug/kg	
98-82-8	Isopropylbenzene	ND	5.0	1.5	ug/kg	
99-87-6	p-Isopropyltoluene	ND	5.0	1.5	ug/kg	
108-10-1	4-Methyl-2-pentanone	ND	40	15	ug/kg	
74-83-9	Methyl bromide	ND	5.0	2.5	ug/kg	
74-87-3	Methyl chloride	ND	5.0	1.5	ug/kg	
74-95-3	Methylene bromide	ND	5.0	2.5	ug/kg	
75-09-2	Methylene chloride	ND	25	16	ug/kg	
78-93-3	Methyl ethyl ketone	ND	40	12	ug/kg	
1634-04-4	Methyl Tert Butyl Ether	ND	5.0	1.0	ug/kg	
91-20-3	Naphthalene	ND	5.0	1.5	ug/kg	
103-65-1	n-Propylbenzene	ND	5.0	1.5	ug/kg	
100-42-5	Styrene	ND	5.0	1.0	ug/kg	
994-05-8	Tert-Amyl Methyl Ether	ND	5.0	1.2	ug/kg	
75-65-0	Tert Butyl Alcohol	ND	40	10	ug/kg	
630-20-6	1,1,1,2-Tetrachloroethane	ND	5.0	1.0	ug/kg	
71-55-6	1,1,1-Trichloroethane	ND	5.0	1.5	ug/kg	
79-34-5	1,1,2,2-Tetrachloroethane	ND	5.0	1.0	ug/kg	
79-00-5	1,1,2-Trichloroethane	ND	5.0	1.0	ug/kg	
87-61-6	1,2,3-Trichlorobenzene	ND	5.0	1.5	ug/kg	
96-18-4	1,2,3-Trichloropropane	ND	5.0	1.5	ug/kg	
120-82-1	1,2,4-Trichlorobenzene	ND	5.0	1.5	ug/kg	
95-63-6	1,2,4-Trimethylbenzene	ND	5.0	1.5	ug/kg	
108-67-8	1,3,5-Trimethylbenzene	ND	5.0	1.5	ug/kg	
127-18-4	Tetrachloroethylene	ND	5.0	3.5	ug/kg	
108-88-3	Toluene	ND	5.0	1.5	ug/kg	
79-01-6	Trichloroethylene	ND	5.0	1.0	ug/kg	
75-69-4	Trichlorofluoromethane	ND	5.0	1.2	ug/kg	
75-01-4	Vinyl chloride	ND	5.0	2.5	ug/kg	
1330-20-7	Xylene (total)	ND	10	4.0	ug/kg	

CAS No.	Surrogate Recoveries	Limits
1868-53-7	Dibromofluoromethane	92% 60-130%

## Method Blank Summary

**Job Number:** C17685  
**Account:** IRISECAO Iris Environmental  
**Project:** Romic Soil Investigation(Romic EPA) - 2081 Bay Road,East Palo Alto,CA

Sample	File ID	DF	Analyzed	By	Prep Date	Prep Batch	Analytical Batch
VM860-MB	M27081.D	1	09/01/11	XB	n/a	n/a	VM860

The QC reported here applies to the following samples:

Method: SW846 8260B

VM860-BSD, VM860-BS

CAS No.	Surrogate Recoveries	Limits
2037-26-5	Toluene-D8	99% 60-130%
460-00-4	4-Bromofluorobenzene	94% 60-130%

## Method Blank Summary

**Job Number:** C17685**Account:** IRISECAO Iris Environmental**Project:** Romic Soil Investigation(Romic EPA) - 2081 Bay Road,East Palo Alto,CA

Sample	File ID	DF	Analyzed	By	Prep Date	Prep Batch	Analytical Batch
VM863-MB2	M27200.D	1	09/03/11	XB	n/a	n/a	VM863

**The QC reported here applies to the following samples:****Method:** SW846 8260B

C17727-3MS, C17727-3MSD

CAS No.	Compound	Result	RL	MDL	Units	Q
67-64-1	Acetone	ND	100	20	ug/kg	
71-43-2	Benzene	ND	5.0	1.5	ug/kg	
108-86-1	Bromobenzene	ND	5.0	1.5	ug/kg	
74-97-5	Bromochloromethane	ND	5.0	1.5	ug/kg	
75-27-4	Bromodichloromethane	ND	5.0	1.0	ug/kg	
75-25-2	Bromoform	ND	5.0	1.0	ug/kg	
104-51-8	n-Butylbenzene	ND	5.0	1.5	ug/kg	
135-98-8	sec-Butylbenzene	ND	5.0	1.5	ug/kg	
98-06-6	tert-Butylbenzene	ND	5.0	1.5	ug/kg	
108-90-7	Chlorobenzene	ND	5.0	1.5	ug/kg	
75-00-3	Chloroethane	ND	5.0	1.5	ug/kg	
67-66-3	Chloroform	ND	5.0	1.5	ug/kg	
95-49-8	o-Chlorotoluene	ND	5.0	1.5	ug/kg	
106-43-4	p-Chlorotoluene	ND	5.0	1.5	ug/kg	
56-23-5	Carbon tetrachloride	ND	5.0	1.0	ug/kg	
75-34-3	1,1-Dichloroethane	ND	5.0	1.0	ug/kg	
75-35-4	1,1-Dichloroethylene	ND	5.0	1.5	ug/kg	
563-58-6	1,1-Dichloropropene	ND	5.0	1.5	ug/kg	
96-12-8	1,2-Dibromo-3-chloropropane	ND	5.0	1.0	ug/kg	
106-93-4	1,2-Dibromoethane	ND	5.0	1.0	ug/kg	
107-06-2	1,2-Dichloroethane	ND	5.0	1.5	ug/kg	
78-87-5	1,2-Dichloropropane	ND	5.0	1.5	ug/kg	
142-28-9	1,3-Dichloropropane	ND	5.0	1.5	ug/kg	
108-20-3	Di-Isopropyl ether	ND	5.0	1.5	ug/kg	
594-20-7	2,2-Dichloropropane	ND	5.0	1.5	ug/kg	
124-48-1	Dibromochloromethane	ND	5.0	1.0	ug/kg	
75-71-8	Dichlorodifluoromethane	ND	5.0	1.0	ug/kg	
156-59-2	cis-1,2-Dichloroethylene	ND	5.0	1.5	ug/kg	
10061-01-5	cis-1,3-Dichloropropene	ND	5.0	1.5	ug/kg	
541-73-1	m-Dichlorobenzene	ND	5.0	1.5	ug/kg	
95-50-1	o-Dichlorobenzene	ND	5.0	1.5	ug/kg	
106-46-7	p-Dichlorobenzene	ND	5.0	1.5	ug/kg	
156-60-5	trans-1,2-Dichloroethylene	ND	5.0	1.5	ug/kg	
10061-02-6	trans-1,3-Dichloropropene	ND	5.0	1.5	ug/kg	
100-41-4	Ethylbenzene	ND	5.0	1.5	ug/kg	
637-92-3	Ethyl tert-Butyl Ether	ND	5.0	1.5	ug/kg	

## Method Blank Summary

**Job Number:** C17685  
**Account:** IRISECAO Iris Environmental  
**Project:** Romic Soil Investigation(Romic EPA) - 2081 Bay Road,East Palo Alto,CA

Sample	File ID	DF	Analyzed	By	Prep Date	Prep Batch	Analytical Batch
VM863-MB2	M27200.D	1	09/03/11	XB	n/a	n/a	VM863

The QC reported here applies to the following samples:

Method: SW846 8260B

C17727-3MS, C17727-3MSD

CAS No.	Compound	Result	RL	MDL	Units	Q
591-78-6	2-Hexanone	ND	40	5.0	ug/kg	
87-68-3	Hexachlorobutadiene	ND	5.0	1.0	ug/kg	
98-82-8	Isopropylbenzene	ND	5.0	1.5	ug/kg	
99-87-6	p-Isopropyltoluene	ND	5.0	1.5	ug/kg	
108-10-1	4-Methyl-2-pentanone	ND	40	15	ug/kg	
74-83-9	Methyl bromide	ND	5.0	2.5	ug/kg	
74-87-3	Methyl chloride	ND	5.0	1.5	ug/kg	
74-95-3	Methylene bromide	ND	5.0	2.5	ug/kg	
75-09-2	Methylene chloride	ND	25	16	ug/kg	
78-93-3	Methyl ethyl ketone	ND	40	12	ug/kg	
1634-04-4	Methyl Tert Butyl Ether	ND	5.0	1.0	ug/kg	
91-20-3	Naphthalene	ND	5.0	1.5	ug/kg	
103-65-1	n-Propylbenzene	ND	5.0	1.5	ug/kg	
100-42-5	Styrene	ND	5.0	1.0	ug/kg	
994-05-8	Tert-Amyl Methyl Ether	ND	5.0	1.2	ug/kg	
75-65-0	Tert Butyl Alcohol	ND	40	10	ug/kg	
630-20-6	1,1,1,2-Tetrachloroethane	ND	5.0	1.0	ug/kg	
71-55-6	1,1,1-Trichloroethane	ND	5.0	1.5	ug/kg	
79-34-5	1,1,2,2-Tetrachloroethane	ND	5.0	1.0	ug/kg	
79-00-5	1,1,2-Trichloroethane	ND	5.0	1.0	ug/kg	
87-61-6	1,2,3-Trichlorobenzene	ND	5.0	1.5	ug/kg	
96-18-4	1,2,3-Trichloropropane	ND	5.0	1.5	ug/kg	
120-82-1	1,2,4-Trichlorobenzene	ND	5.0	1.5	ug/kg	
95-63-6	1,2,4-Trimethylbenzene	ND	5.0	1.5	ug/kg	
108-67-8	1,3,5-Trimethylbenzene	ND	5.0	1.5	ug/kg	
127-18-4	Tetrachloroethylene	ND	5.0	3.5	ug/kg	
108-88-3	Toluene	ND	5.0	1.5	ug/kg	
79-01-6	Trichloroethylene	ND	5.0	1.0	ug/kg	
75-69-4	Trichlorofluoromethane	ND	5.0	1.2	ug/kg	
75-01-4	Vinyl chloride	ND	5.0	2.5	ug/kg	
1330-20-7	Xylene (total)	ND	10	4.0	ug/kg	

CAS No.	Surrogate Recoveries	Limits
1868-53-7	Dibromofluoromethane	95% 60-130%

## Method Blank Summary

**Job Number:** C17685  
**Account:** IRISECAO Iris Environmental  
**Project:** Romic Soil Investigation(Romic EPA) - 2081 Bay Road,East Palo Alto,CA

Sample	File ID	DF	Analyzed	By	Prep Date	Prep Batch	Analytical Batch
VM863-MB2	M27200.D	1	09/03/11	XB	n/a	n/a	VM863

The QC reported here applies to the following samples:

Method: SW846 8260B

C17727-3MS, C17727-3MSD

CAS No.	Surrogate Recoveries	Limits
2037-26-5	Toluene-D8	100% 60-130%
460-00-4	4-Bromofluorobenzene	93% 60-130%



# Blank Spike Summary

**Job Number:** C17685  
**Account:** IRISECAO Iris Environmental  
**Project:** Romic Soil Investigation(Romic EPA) - 2081 Bay Road,East Palo Alto,CA

Sample	File ID	DF	Analyzed	By	Prep Date	Prep Batch	Analytical Batch
VM859-BS1	M27035.D	1	08/31/11	XB	n/a	n/a	VM859

The QC reported here applies to the following samples: **Method:** SW846 8260B

C17685-1, C17685-2, C17685-3

CAS No.	Compound	Spike ug/kg	BSP ug/kg	BSP %	Limits
---------	----------	----------------	--------------	----------	--------

CAS No.	Surrogate Recoveries	BSP	Limits
1868-53-7	Dibromofluoromethane	95%	60-130%
2037-26-5	Toluene-D8	100%	60-130%
460-00-4	4-Bromofluorobenzene	96%	60-130%

4.2.1  
4

# Blank Spike Summary

**Job Number:** C17685  
**Account:** IRISECAO Iris Environmental  
**Project:** Romic Soil Investigation(Romic EPA) - 2081 Bay Road,East Palo Alto,CA

Sample	File ID	DF	Analyzed	By	Prep Date	Prep Batch	Analytical Batch
VM861-BS1	M27138.D	1	09/02/11	XB	n/a	n/a	VM861

The QC reported here applies to the following samples:

Method: SW846 8260B

C17685-23

CAS No.	Compound	Spike ug/kg	BSP ug/kg	BSP %	Limits
---------	----------	----------------	--------------	----------	--------

CAS No.	Surrogate Recoveries	BSP	Limits
1868-53-7	Dibromofluoromethane	104%	60-130%
2037-26-5	Toluene-D8	102%	60-130%
460-00-4	4-Bromofluorobenzene	100%	60-130%

4.2.2  
4

# Blank Spike Summary

**Job Number:** C17685  
**Account:** IRISECAO Iris Environmental  
**Project:** Romic Soil Investigation(Romic EPA) - 2081 Bay Road,East Palo Alto,CA

Sample	File ID	DF	Analyzed	By	Prep Date	Prep Batch	Analytical Batch
VM863-BS1	M27181.D	1	09/03/11	XB	n/a	n/a	VM863

The QC reported here applies to the following samples: **Method:** SW846 8260B

C17685-5, C17685-6, C17685-7, C17685-8, C17685-9, C17685-10, C17685-11, C17685-12, C17685-15, C17685-18, C17685-24

CAS No.	Compound	Spike ug/kg	BSP ug/kg	BSP %	Limits
---------	----------	----------------	--------------	----------	--------

CAS No.	Surrogate Recoveries	BSP	Limits
1868-53-7	Dibromofluoromethane	93%	60-130%
2037-26-5	Toluene-D8	99%	60-130%
460-00-4	4-Bromofluorobenzene	96%	60-130%

4.2.3  
4

# Blank Spike Summary

**Job Number:** C17685  
**Account:** IRISECAO Iris Environmental  
**Project:** Romic Soil Investigation(Romic EPA) - 2081 Bay Road,East Palo Alto,CA

Sample	File ID	DF	Analyzed	By	Prep Date	Prep Batch	Analytical Batch
VM864-BS1	M27226.D	1	09/05/11	XB	n/a	n/a	VM864

**The QC reported here applies to the following samples:** **Method:** SW846 8260B

C17685-16, C17685-17, C17685-19, C17685-20, C17685-21, C17685-22, C17685-25, C17685-26, C17685-27, C17685-28, C17685-29, C17685-30, C17685-31, C17685-32

CAS No.	Compound	Spike ug/kg	BSP ug/kg	BSP %	Limits
---------	----------	----------------	--------------	----------	--------

CAS No.	Surrogate Recoveries	BSP	Limits
1868-53-7	Dibromofluoromethane	92%	60-130%
2037-26-5	Toluene-D8	97%	60-130%
460-00-4	4-Bromofluorobenzene	97%	60-130%

4.2.4  
4

# Blank Spike/Blank Spike Duplicate Summary

**Job Number:** C17685

**Account:** IRISECAO Iris Environmental

**Project:** Romic Soil Investigation(Romic EPA) - 2081 Bay Road,East Palo Alto,CA

Sample	File ID	DF	Analyzed	By	Prep Date	Prep Batch	Analytical Batch
VM860-BS	M27095.D	1	09/01/11	XB	n/a	n/a	VM860
VM860-BSD	M27097.D	1	09/01/11	XB	n/a	n/a	VM860

The QC reported here applies to the following samples:

Method: SW846 8260B

C17685-4

CAS No.	Compound	Spike ug/kg	BSP ug/kg	BSP %	BSD ug/kg	BSD %	RPD	Limits Rec/RPD
67-64-1	Acetone	160	186	116	172	108	8	60-130/30
71-43-2	Benzene	40	41.3	103	42.0	105	2	60-130/30
108-86-1	Bromobenzene	40	41.5	104	41.3	103	0	60-130/30
74-97-5	Bromochloromethane	40	42.6	107	42.3	106	1	60-130/30
75-27-4	Bromodichloromethane	40	41.7	104	41.8	105	0	60-130/30
75-25-2	Bromoform	40	42.5	106	41.1	103	3	60-130/30
104-51-8	n-Butylbenzene	40	41.9	105	41.2	103	2	60-130/30
135-98-8	sec-Butylbenzene	40	41.5	104	41.1	103	1	60-130/30
98-06-6	tert-Butylbenzene	40	41.0	103	40.7	102	1	60-130/30
108-90-7	Chlorobenzene	40	40.2	101	40.8	102	1	60-130/30
75-00-3	Chloroethane	40	41.6	104	41.8	105	0	60-130/30
67-66-3	Chloroform	40	41.4	104	40.9	102	1	60-130/30
95-49-8	o-Chlorotoluene	40	40.9	102	39.5	99	3	60-130/30
106-43-4	p-Chlorotoluene	40	42.9	107	42.6	107	1	60-130/30
56-23-5	Carbon tetrachloride	40	39.9	100	40.6	102	2	60-130/30
75-34-3	1,1-Dichloroethane	40	41.6	104	42.2	106	1	60-130/30
75-35-4	1,1-Dichloroethylene	40	42.5	106	42.6	107	0	60-130/30
563-58-6	1,1-Dichloropropene	40	41.2	103	41.4	104	0	60-130/30
96-12-8	1,2-Dibromo-3-chloropropane	40	47.3	118	42.4	106	11	60-130/30
106-93-4	1,2-Dibromoethane	40	42.0	105	41.1	103	2	60-130/30
107-06-2	1,2-Dichloroethane	40	41.4	104	41.0	103	1	60-130/30
78-87-5	1,2-Dichloropropane	40	42.2	106	41.9	105	1	60-130/30
142-28-9	1,3-Dichloropropane	40	42.0	105	41.3	103	2	60-130/30
108-20-3	Di-Isopropyl ether	40	41.8	105	42.4	106	1	60-130/30
594-20-7	2,2-Dichloropropane	40	40.8	102	41.4	104	1	60-130/30
124-48-1	Dibromochloromethane	40	41.6	104	41.2	103	1	60-130/30
75-71-8	Dichlorodifluoromethane	40	34.5	86	33.5	84	3	60-130/30
156-59-2	cis-1,2-Dichloroethylene	40	41.5	104	41.8	105	1	60-130/30
10061-01-5	cis-1,3-Dichloropropene	40	42.5	106	42.2	106	1	60-130/30
541-73-1	m-Dichlorobenzene	40	41.3	103	41.0	103	1	60-130/30
95-50-1	o-Dichlorobenzene	40	41.9	105	40.9	102	2	60-130/30
106-46-7	p-Dichlorobenzene	40	41.3	103	40.9	102	1	60-130/30
156-60-5	trans-1,2-Dichloroethylene	40	41.7	104	41.9	105	0	60-130/30
10061-02-6	trans-1,3-Dichloropropene	40	41.4	104	40.7	102	2	60-130/30
100-41-4	Ethylbenzene	40	40.5	101	40.6	102	0	60-130/30
637-92-3	Ethyl tert-Butyl Ether	40	42.3	106	41.8	105	1	60-130/30

# Blank Spike/Blank Spike Duplicate Summary

**Job Number:** C17685

**Account:** IRISECAO Iris Environmental

**Project:** Romic Soil Investigation(Romic EPA) - 2081 Bay Road,East Palo Alto,CA

Sample	File ID	DF	Analyzed	By	Prep Date	Prep Batch	Analytical Batch
VM860-BS	M27095.D	1	09/01/11	XB	n/a	n/a	VM860
VM860-BSD	M27097.D	1	09/01/11	XB	n/a	n/a	VM860

The QC reported here applies to the following samples:

Method: SW846 8260B

C17685-4

CAS No.	Compound	Spike ug/kg	BSP ug/kg	BSP %	BSD ug/kg	BSD %	RPD	Limits Rec/RPD
591-78-6	2-Hexanone	160	179	112	164	103	9	60-130/30
87-68-3	Hexachlorobutadiene	40	41.8	105	41.5	104	1	60-130/30
98-82-8	Isopropylbenzene	40	40.4	101	40.3	101	0	60-130/30
99-87-6	p-Isopropyltoluene	40	41.2	103	41.2	103	0	60-130/30
108-10-1	4-Methyl-2-pentanone	160	180	113	166	104	8	60-130/30
74-83-9	Methyl bromide	40	40.5	101	41.1	103	1	60-130/30
74-87-3	Methyl chloride	40	37.2	93	36.4	91	2	60-130/30
74-95-3	Methylene bromide	40	41.8	105	41.4	104	1	60-130/30
75-09-2	Methylene chloride	40	39.0	98	39.1	98	0	60-130/30
78-93-3	Methyl ethyl ketone	160	186	116	168	105	10	60-130/30
1634-04-4	Methyl Tert Butyl Ether	40	43.4	109	42.3	106	3	60-130/30
91-20-3	Naphthalene	40	46.1	115	43.1	108	7	60-130/30
103-65-1	n-Propylbenzene	40	42.1	105	41.8	105	1	60-130/30
100-42-5	Styrene	40	40.8	102	40.6	102	0	60-130/30
994-05-8	Tert-Amyl Methyl Ether	40	42.7	107	41.7	104	2	60-130/30
75-65-0	Tert Butyl Alcohol	200	249	125	209	105	17	60-130/30
630-20-6	1,1,1,2-Tetrachloroethane	40	40.0	100	40.5	101	1	60-130/30
71-55-6	1,1,1-Trichloroethane	40	41.3	103	41.8	105	1	60-130/30
79-34-5	1,1,2,2-Tetrachloroethane	40	44.5	111	41.9	105	6	60-130/30
79-00-5	1,1,2-Trichloroethane	40	41.3	103	40.1	100	3	60-130/30
87-61-6	1,2,3-Trichlorobenzene	40	42.8	107	42.0	105	2	60-130/30
96-18-4	1,2,3-Trichloropropane	40	43.2	108	40.4	101	7	60-130/30
120-82-1	1,2,4-Trichlorobenzene	40	42.7	107	42.2	106	1	60-130/30
95-63-6	1,2,4-Trimethylbenzene	40	41.6	104	41.2	103	1	60-130/30
108-67-8	1,3,5-Trimethylbenzene	40	41.8	105	41.3	103	1	60-130/30
127-18-4	Tetrachloroethylene	40	39.7	99	40.1	100	1	60-130/30
108-88-3	Toluene	40	40.5	101	40.3	101	0	60-130/30
79-01-6	Trichloroethylene	40	40.6	102	42.0	105	3	60-130/30
75-69-4	Trichlorofluoromethane	40	40.8	102	39.9	100	2	60-130/30
75-01-4	Vinyl chloride	40	38.5	96	38.2	96	1	60-130/30
1330-20-7	Xylene (total)	120	120	100	120	100	0	60-130/30

CAS No.	Surrogate Recoveries	BSP	BSD	Limits
1868-53-7	Dibromofluoromethane	98%	96%	60-130%

4.3.1  
 4

# Blank Spike/Blank Spike Duplicate Summary

**Job Number:** C17685  
**Account:** IRISECAO Iris Environmental  
**Project:** Romic Soil Investigation(Romic EPA) - 2081 Bay Road,East Palo Alto,CA

Sample	File ID	DF	Analyzed	By	Prep Date	Prep Batch	Analytical Batch
VM860-BS	M27095.D	1	09/01/11	XB	n/a	n/a	VM860
VM860-BSD	M27097.D	1	09/01/11	XB	n/a	n/a	VM860

The QC reported here applies to the following samples:

Method: SW846 8260B

C17685-4

CAS No.	Surrogate Recoveries	BSP	BSD	Limits
2037-26-5	Toluene-D8	97%	97%	60-130%
460-00-4	4-Bromofluorobenzene	99%	98%	60-130%

4.3.1  
4

# Blank Spike/Blank Spike Duplicate Summary

**Job Number:** C17685

**Account:** IRISECAO Iris Environmental

**Project:** Romic Soil Investigation(Romic EPA) - 2081 Bay Road,East Palo Alto,CA

Sample	File ID	DF	Analyzed	By	Prep Date	Prep Batch	Analytical Batch
VM861-BS	M27127.D	1	09/02/11	XB	n/a	n/a	VM861
VM861-BSD	M27128.D	1	09/02/11	XB	n/a	n/a	VM861

The QC reported here applies to the following samples:

Method: SW846 8260B

C17685-13, C17685-14, C17685-23

CAS No.	Compound	Spike ug/kg	BSP ug/kg	BSP %	BSD ug/kg	BSD %	RPD	Limits Rec/RPD
67-64-1	Acetone	160	193	121	208	130	7	60-130/30
71-43-2	Benzene	40	43.1	108	51.6	129	18	60-130/30
108-86-1	Bromobenzene	40	41.1	103	49.6	124	19	60-130/30
74-97-5	Bromochloromethane	40	42.3	106	51.5	129	20	60-130/30
75-27-4	Bromodichloromethane	40	41.9	105	49.6	124	17	60-130/30
75-25-2	Bromoform	40	40.3	101	47.3	118	16	60-130/30
104-51-8	n-Butylbenzene	40	43.1	108	52.1	130	19	60-130/30
135-98-8	sec-Butylbenzene	40	43.0	108	52.1	130	19	60-130/30
98-06-6	tert-Butylbenzene	40	42.6	107	51.4	129	19	60-130/30
108-90-7	Chlorobenzene	40	41.2	103	51.2	128	22	60-130/30
75-00-3	Chloroethane	40	44.3	111	52.0	130	16	60-130/30
67-66-3	Chloroform	40	42.0	105	50.4	126	18	60-130/30
95-49-8	o-Chlorotoluene	40	42.4	106	52.8	132* a	22	60-130/30
106-43-4	p-Chlorotoluene	40	42.5	106	49.7	124	16	60-130/30
56-23-5	Carbon tetrachloride	40	39.0	98	47.2	118	19	60-130/30
75-34-3	1,1-Dichloroethane	40	43.4	109	52.2	131* a	18	60-130/30
75-35-4	1,1-Dichloroethylene	40	45.5	114	55.5	139* a	20	60-130/30
563-58-6	1,1-Dichloropropene	40	42.7	107	51.5	129	19	60-130/30
96-12-8	1,2-Dibromo-3-chloropropane	40	46.5	116	54.1	135* a	15	60-130/30
106-93-4	1,2-Dibromoethane	40	41.6	104	49.8	125	18	60-130/30
107-06-2	1,2-Dichloroethane	40	40.5	101	47.4	119	16	60-130/30
78-87-5	1,2-Dichloropropane	40	42.6	107	51.3	128	19	60-130/30
142-28-9	1,3-Dichloropropane	40	41.7	104	50.5	126	19	60-130/30
108-20-3	Di-Isopropyl ether	40	44.4	111	52.8	132* a	17	60-130/30
594-20-7	2,2-Dichloropropane	40	42.0	105	51.5	129	20	60-130/30
124-48-1	Dibromochloromethane	40	39.6	99	48.3	121	20	60-130/30
75-71-8	Dichlorodifluoromethane	40	31.9	80	37.6	94	16	60-130/30
156-59-2	cis-1,2-Dichloroethylene	40	43.2	108	52.2	131* a	19	60-130/30
10061-01-5	cis-1,3-Dichloropropene	40	43.2	108	50.7	127	16	60-130/30
541-73-1	m-Dichlorobenzene	40	41.2	103	49.4	124	18	60-130/30
95-50-1	o-Dichlorobenzene	40	41.2	103	49.8	125	19	60-130/30
106-46-7	p-Dichlorobenzene	40	41.2	103	49.7	124	19	60-130/30
156-60-5	trans-1,2-Dichloroethylene	40	43.9	110	53.4	134* a	20	60-130/30
10061-02-6	trans-1,3-Dichloropropene	40	41.2	103	50.4	126	20	60-130/30
100-41-4	Ethylbenzene	40	41.5	104	51.8	130	22	60-130/30
637-92-3	Ethyl tert-Butyl Ether	40	43.9	110	52.2	131* a	17	60-130/30

4.3.2  
4



# Blank Spike/Blank Spike Duplicate Summary

**Job Number:** C17685

**Account:** IRISECAO Iris Environmental

**Project:** Romic Soil Investigation(Romic EPA) - 2081 Bay Road,East Palo Alto,CA

Sample	File ID	DF	Analyzed	By	Prep Date	Prep Batch	Analytical Batch
VM861-BS	M27127.D	1	09/02/11	XB	n/a	n/a	VM861
VM861-BSD	M27128.D	1	09/02/11	XB	n/a	n/a	VM861

The QC reported here applies to the following samples:

Method: SW846 8260B

C17685-13, C17685-14, C17685-23

CAS No.	Compound	Spike ug/kg	BSP ug/kg	BSP %	BSD ug/kg	BSD %	RPD	Limits Rec/RPD
591-78-6	2-Hexanone	160	177	111	197	123	11	60-130/30
87-68-3	Hexachlorobutadiene	40	39.5	99	47.7	119	19	60-130/30
98-82-8	Isopropylbenzene	40	41.0	103	51.5	129	23	60-130/30
99-87-6	p-Isopropyltoluene	40	42.4	106	51.5	129	19	60-130/30
108-10-1	4-Methyl-2-pentanone	160	179	112	196	123	9	60-130/30
74-83-9	Methyl bromide	40	42.3	106	50.5	126	18	60-130/30
74-87-3	Methyl chloride	40	35.2	88	45.8	115	26	60-130/30
74-95-3	Methylene bromide	40	41.5	104	47.9	120	14	60-130/30
75-09-2	Methylene chloride	40	39.7	99	48.0	120	19	60-130/30
78-93-3	Methyl ethyl ketone	160	195	122	210	131* a	7	60-130/30
1634-04-4	Methyl Tert Butyl Ether	40	44.6	112	52.1	130	16	60-130/30
91-20-3	Naphthalene	40	45.7	114	51.8	130	13	60-130/30
103-65-1	n-Propylbenzene	40	43.9	110	53.3	133* a	19	60-130/30
100-42-5	Styrene	40	41.3	103	50.9	127	21	60-130/30
994-05-8	Tert-Amyl Methyl Ether	40	43.9	110	51.6	129	16	60-130/30
75-65-0	Tert Butyl Alcohol	200	256	128	272	136* a	6	60-130/30
630-20-6	1,1,1,2-Tetrachloroethane	40	39.2	98	49.6	124	23	60-130/30
71-55-6	1,1,1-Trichloroethane	40	41.9	105	50.6	127	19	60-130/30
79-34-5	1,1,2,2-Tetrachloroethane	40	45.6	114	52.1	130	13	60-130/30
79-00-5	1,1,2-Trichloroethane	40	40.8	102	49.8	125	20	60-130/30
87-61-6	1,2,3-Trichlorobenzene	40	41.7	104	49.1	123	16	60-130/30
96-18-4	1,2,3-Trichloropropane	40	43.3	108	50.1	125	15	60-130/30
120-82-1	1,2,4-Trichlorobenzene	40	41.4	104	49.7	124	18	60-130/30
95-63-6	1,2,4-Trimethylbenzene	40	42.4	106	51.0	128	18	60-130/30
108-67-8	1,3,5-Trimethylbenzene	40	43.1	108	52.1	130	19	60-130/30
127-18-4	Tetrachloroethylene	40	39.7	99	49.8	125	23	60-130/30
108-88-3	Toluene	40	41.7	104	52.0	130	22	60-130/30
79-01-6	Trichloroethylene	40	42.2	106	50.5	126	18	60-130/30
75-69-4	Trichlorofluoromethane	40	39.6	99	46.7	117	16	60-130/30
75-01-4	Vinyl chloride	40	39.7	99	48.0	120	19	60-130/30
1330-20-7	Xylene (total)	120	122	102	152	127	22	60-130/30

CAS No.	Surrogate Recoveries	BSP	BSD	Limits
1868-53-7	Dibromofluoromethane	96%	95%	60-130%

# Blank Spike/Blank Spike Duplicate Summary

**Job Number:** C17685  
**Account:** IRISECAO Iris Environmental  
**Project:** Romic Soil Investigation(Romic EPA) - 2081 Bay Road,East Palo Alto,CA

Sample	File ID	DF	Analyzed	By	Prep Date	Prep Batch	Analytical Batch
VM861-BS	M27127.D	1	09/02/11	XB	n/a	n/a	VM861
VM861-BSD	M27128.D	1	09/02/11	XB	n/a	n/a	VM861

The QC reported here applies to the following samples:

Method: SW846 8260B

C17685-13, C17685-14, C17685-23

CAS No.	Surrogate Recoveries	BSP	BSD	Limits
2037-26-5	Toluene-D8	96%	99%	60-130%
460-00-4	4-Bromofluorobenzene	95%	97%	60-130%

(a) Outside laboratory control limits.

4.3.2  
4

# Blank Spike/Blank Spike Duplicate Summary

**Job Number:** C17685

**Account:** IRISECAO Iris Environmental

**Project:** Romic Soil Investigation(Romic EPA) - 2081 Bay Road,East Palo Alto,CA

Sample	File ID	DF	Analyzed	By	Prep Date	Prep Batch	Analytical Batch
VM863-BS	M27178.D	1	09/03/11	XB	n/a	n/a	VM863
VM863-BSD	M27180.D	1	09/03/11	XB	n/a	n/a	VM863

The QC reported here applies to the following samples:

Method: SW846 8260B

C17685-5, C17685-6, C17685-7, C17685-8, C17685-9, C17685-10, C17685-11, C17685-12, C17685-15, C17685-18, C17685-24

CAS No.	Compound	Spike ug/kg	BSP ug/kg	BSP %	BSD ug/kg	BSD %	RPD	Limits Rec/RPD
67-64-1	Acetone	160	178	111	157	98	13	60-130/30
71-43-2	Benzene	40	43.7	109	41.3	103	6	60-130/30
108-86-1	Bromobenzene	40	41.4	104	40.5	101	2	60-130/30
74-97-5	Bromochloromethane	40	42.9	107	41.1	103	4	60-130/30
75-27-4	Bromodichloromethane	40	44.4	111	41.0	103	8	60-130/30
75-25-2	Bromoform	40	42.9	107	41.2	103	4	60-130/30
104-51-8	n-Butylbenzene	40	42.4	106	41.2	103	3	60-130/30
135-98-8	sec-Butylbenzene	40	42.0	105	40.8	102	3	60-130/30
98-06-6	tert-Butylbenzene	40	42.4	106	40.7	102	4	60-130/30
108-90-7	Chlorobenzene	40	41.3	103	40.5	101	2	60-130/30
75-00-3	Chloroethane	40	43.2	108	40.7	102	6	60-130/30
67-66-3	Chloroform	40	43.0	108	41.2	103	4	60-130/30
95-49-8	o-Chlorotoluene	40	41.9	105	40.0	100	5	60-130/30
106-43-4	p-Chlorotoluene	40	41.1	103	41.3	103	0	60-130/30
56-23-5	Carbon tetrachloride	40	44.4	111	42.2	106	5	60-130/30
75-34-3	1,1-Dichloroethane	40	43.0	108	41.5	104	4	60-130/30
75-35-4	1,1-Dichloroethylene	40	44.3	111	43.3	108	2	60-130/30
563-58-6	1,1-Dichloropropene	40	44.3	111	42.1	105	5	60-130/30
96-12-8	1,2-Dibromo-3-chloropropane	40	45.6	114	42.6	107	7	60-130/30
106-93-4	1,2-Dibromoethane	40	41.5	104	40.7	102	2	60-130/30
107-06-2	1,2-Dichloroethane	40	44.3	111	40.1	100	10	60-130/30
78-87-5	1,2-Dichloropropane	40	43.7	109	40.6	102	7	60-130/30
142-28-9	1,3-Dichloropropane	40	41.8	105	40.1	100	4	60-130/30
108-20-3	Di-Isopropyl ether	40	42.1	105	42.0	105	0	60-130/30
594-20-7	2,2-Dichloropropane	40	43.5	109	41.9	105	4	60-130/30
124-48-1	Dibromochloromethane	40	42.1	105	40.5	101	4	60-130/30
75-71-8	Dichlorodifluoromethane	40	34.5	86	32.6	82	6	60-130/30
156-59-2	cis-1,2-Dichloroethylene	40	42.6	107	41.3	103	3	60-130/30
10061-01-5	cis-1,3-Dichloropropene	40	44.6	112	41.9	105	6	60-130/30
541-73-1	m-Dichlorobenzene	40	41.5	104	40.5	101	2	60-130/30
95-50-1	o-Dichlorobenzene	40	42.7	107	40.7	102	5	60-130/30
106-46-7	p-Dichlorobenzene	40	41.9	105	40.9	102	2	60-130/30
156-60-5	trans-1,2-Dichloroethylene	40	43.2	108	41.5	104	4	60-130/30
10061-02-6	trans-1,3-Dichloropropene	40	41.5	104	40.3	101	3	60-130/30
100-41-4	Ethylbenzene	40	41.9	105	41.0	103	2	60-130/30
637-92-3	Ethyl tert-Butyl Ether	40	42.8	107	40.6	102	5	60-130/30

# Blank Spike/Blank Spike Duplicate Summary

**Job Number:** C17685  
**Account:** IRISECAO Iris Environmental  
**Project:** Romic Soil Investigation(Romic EPA) - 2081 Bay Road,East Palo Alto,CA

Sample	File ID	DF	Analyzed	By	Prep Date	Prep Batch	Analytical Batch
VM863-BS	M27178.D	1	09/03/11	XB	n/a	n/a	VM863
VM863-BSD	M27180.D	1	09/03/11	XB	n/a	n/a	VM863

**The QC reported here applies to the following samples:** **Method:** SW846 8260B

C17685-5, C17685-6, C17685-7, C17685-8, C17685-9, C17685-10, C17685-11, C17685-12, C17685-15, C17685-18, C17685-24

CAS No.	Compound	Spike ug/kg	BSP ug/kg	BSP %	BSD ug/kg	BSD %	RPD	Limits Rec/RPD
591-78-6	2-Hexanone	160	168	105	152	95	10	60-130/30
87-68-3	Hexachlorobutadiene	40	43.7	109	43.0	108	2	60-130/30
98-82-8	Isopropylbenzene	40	41.9	105	41.3	103	1	60-130/30
99-87-6	p-Isopropyltoluene	40	42.3	106	41.0	103	3	60-130/30
108-10-1	4-Methyl-2-pentanone	160	177	111	160	100	10	60-130/30
74-83-9	Methyl bromide	40	42.4	106	40.3	101	5	60-130/30
74-87-3	Methyl chloride	40	35.0	88	36.8	92	5	60-130/30
74-95-3	Methylene bromide	40	43.9	110	40.1	100	9	60-130/30
75-09-2	Methylene chloride	40	39.6	99	38.8	97	2	60-130/30
78-93-3	Methyl ethyl ketone	160	179	112	160	100	11	60-130/30
1634-04-4	Methyl Tert Butyl Ether	40	43.5	109	40.7	102	7	60-130/30
91-20-3	Naphthalene	40	45.0	113	42.4	106	6	60-130/30
103-65-1	n-Propylbenzene	40	42.3	106	41.2	103	3	60-130/30
100-42-5	Styrene	40	41.3	103	40.6	102	2	60-130/30
994-05-8	Tert-Amyl Methyl Ether	40	42.8	107	40.7	102	5	60-130/30
75-65-0	Tert Butyl Alcohol	200	247	124	216	108	13	60-130/30
630-20-6	1,1,1,2-Tetrachloroethane	40	41.0	103	40.1	100	2	60-130/30
71-55-6	1,1,1-Trichloroethane	40	44.5	111	42.5	106	5	60-130/30
79-34-5	1,1,2,2-Tetrachloroethane	40	42.6	107	39.9	100	7	60-130/30
79-00-5	1,1,2-Trichloroethane	40	39.8	100	38.9	97	2	60-130/30
87-61-6	1,2,3-Trichlorobenzene	40	42.6	107	42.2	106	1	60-130/30
96-18-4	1,2,3-Trichloropropane	40	42.1	105	39.8	100	6	60-130/30
120-82-1	1,2,4-Trichlorobenzene	40	43.4	109	42.7	107	2	60-130/30
95-63-6	1,2,4-Trimethylbenzene	40	41.7	104	40.9	102	2	60-130/30
108-67-8	1,3,5-Trimethylbenzene	40	42.1	105	41.0	103	3	60-130/30
127-18-4	Tetrachloroethylene	40	42.1	105	43.8	110	4	60-130/30
108-88-3	Toluene	40	41.0	103	40.6	102	1	60-130/30
79-01-6	Trichloroethylene	40	44.0	110	42.3	106	4	60-130/30
75-69-4	Trichlorofluoromethane	40	43.1	108	40.9	102	5	60-130/30
75-01-4	Vinyl chloride	40	40.3	101	38.8	97	4	60-130/30
1330-20-7	Xylene (total)	120	123	103	121	101	2	60-130/30

CAS No.	Surrogate Recoveries	BSP	BSD	Limits
1868-53-7	Dibromofluoromethane	97%	96%	60-130%

# Blank Spike/Blank Spike Duplicate Summary

**Job Number:** C17685  
**Account:** IRISECAO Iris Environmental  
**Project:** Romic Soil Investigation(Romic EPA) - 2081 Bay Road,East Palo Alto,CA

Sample	File ID	DF	Analyzed	By	Prep Date	Prep Batch	Analytical Batch
VM863-BS	M27178.D	1	09/03/11	XB	n/a	n/a	VM863
VM863-BSD	M27180.D	1	09/03/11	XB	n/a	n/a	VM863

The QC reported here applies to the following samples:

Method: SW846 8260B

C17685-5, C17685-6, C17685-7, C17685-8, C17685-9, C17685-10, C17685-11, C17685-12, C17685-15, C17685-18, C17685-24

CAS No.	Surrogate Recoveries	BSP	BSD	Limits
2037-26-5	Toluene-D8	93%	96%	60-130%
460-00-4	4-Bromofluorobenzene	95%	97%	60-130%

# Blank Spike/Blank Spike Duplicate Summary

**Job Number:** C17685

**Account:** IRISECAO Iris Environmental

**Project:** Romic Soil Investigation(Romic EPA) - 2081 Bay Road,East Palo Alto,CA

Sample	File ID	DF	Analyzed	By	Prep Date	Prep Batch	Analytical Batch
VM864-BS	M27223.D	1	09/05/11	XB	n/a	n/a	VM864
VM864-BSD	M27225.D	1	09/05/11	XB	n/a	n/a	VM864

The QC reported here applies to the following samples:

Method: SW846 8260B

C17685-16, C17685-17, C17685-19, C17685-20, C17685-21, C17685-22, C17685-25, C17685-26, C17685-27, C17685-28, C17685-29, C17685-30, C17685-31, C17685-32

CAS No.	Compound	Spike ug/kg	BSP ug/kg	BSP %	BSD ug/kg	BSD %	RPD	Limits Rec/RPD
67-64-1	Acetone	160	190	119	179	112	6	60-130/30
71-43-2	Benzene	40	42.8	107	43.0	108	0	60-130/30
108-86-1	Bromobenzene	40	41.7	104	40.9	102	2	60-130/30
74-97-5	Bromochloromethane	40	45.5	114	43.4	109	5	60-130/30
75-27-4	Bromodichloromethane	40	43.6	109	43.7	109	0	60-130/30
75-25-2	Bromoform	40	44.1	110	42.0	105	5	60-130/30
104-51-8	n-Butylbenzene	40	40.7	102	40.6	102	0	60-130/30
135-98-8	sec-Butylbenzene	40	41.0	103	40.6	102	1	60-130/30
98-06-6	tert-Butylbenzene	40	42.3	106	41.3	103	2	60-130/30
108-90-7	Chlorobenzene	40	41.8	105	40.9	102	2	60-130/30
75-00-3	Chloroethane	40	43.9	110	43.2	108	2	60-130/30
67-66-3	Chloroform	40	42.7	107	42.2	106	1	60-130/30
95-49-8	o-Chlorotoluene	40	42.3	106	40.8	102	4	60-130/30
106-43-4	p-Chlorotoluene	40	39.0	98	40.4	101	4	60-130/30
56-23-5	Carbon tetrachloride	40	42.9	107	42.9	107	0	60-130/30
75-34-3	1,1-Dichloroethane	40	42.6	107	41.9	105	2	60-130/30
75-35-4	1,1-Dichloroethylene	40	44.2	111	44.0	110	0	60-130/30
563-58-6	1,1-Dichloropropene	40	43.3	108	43.7	109	1	60-130/30
96-12-8	1,2-Dibromo-3-chloropropane	40	46.7	117	44.6	112	5	60-130/30
106-93-4	1,2-Dibromoethane	40	43.4	109	41.0	103	6	60-130/30
107-06-2	1,2-Dichloroethane	40	42.1	105	41.4	104	2	60-130/30
78-87-5	1,2-Dichloropropane	40	42.4	106	42.7	107	1	60-130/30
142-28-9	1,3-Dichloropropane	40	42.3	106	40.5	101	4	60-130/30
108-20-3	Di-Isopropyl ether	40	43.8	110	43.2	108	1	60-130/30
594-20-7	2,2-Dichloropropane	40	42.5	106	42.6	107	0	60-130/30
124-48-1	Dibromochloromethane	40	43.3	108	40.9	102	6	60-130/30
75-71-8	Dichlorodifluoromethane	40	37.3	93	36.8	92	1	60-130/30
156-59-2	cis-1,2-Dichloroethylene	40	42.9	107	42.7	107	0	60-130/30
10061-01-5	cis-1,3-Dichloropropene	40	44.3	111	44.0	110	1	60-130/30
541-73-1	m-Dichlorobenzene	40	41.3	103	40.8	102	1	60-130/30
95-50-1	o-Dichlorobenzene	40	41.9	105	40.9	102	2	60-130/30
106-46-7	p-Dichlorobenzene	40	41.8	105	40.7	102	3	60-130/30
156-60-5	trans-1,2-Dichloroethylene	40	43.5	109	43.3	108	0	60-130/30
10061-02-6	trans-1,3-Dichloropropene	40	42.8	107	40.3	101	6	60-130/30
100-41-4	Ethylbenzene	40	41.5	104	40.9	102	1	60-130/30
637-92-3	Ethyl tert-Butyl Ether	40	43.2	108	42.2	106	2	60-130/30

# Blank Spike/Blank Spike Duplicate Summary

**Job Number:** C17685  
**Account:** IRISECAO Iris Environmental  
**Project:** Romic Soil Investigation(Romic EPA) - 2081 Bay Road,East Palo Alto,CA

Sample	File ID	DF	Analyzed	By	Prep Date	Prep Batch	Analytical Batch
VM864-BS	M27223.D	1	09/05/11	XB	n/a	n/a	VM864
VM864-BSD	M27225.D	1	09/05/11	XB	n/a	n/a	VM864

**The QC reported here applies to the following samples:** **Method:** SW846 8260B

C17685-16, C17685-17, C17685-19, C17685-20, C17685-21, C17685-22, C17685-25, C17685-26, C17685-27, C17685-28, C17685-29, C17685-30, C17685-31, C17685-32

CAS No.	Compound	Spike ug/kg	BSP ug/kg	BSP %	BSD ug/kg	BSD %	RPD	Limits Rec/RPD
591-78-6	2-Hexanone	160	174	109	160	100	8	60-130/30
87-68-3	Hexachlorobutadiene	40	43.3	108	43.7	109	1	60-130/30
98-82-8	Isopropylbenzene	40	41.8	105	40.9	102	2	60-130/30
99-87-6	p-Isopropyltoluene	40	41.5	104	40.9	102	1	60-130/30
108-10-1	4-Methyl-2-pentanone	160	180	113	171	107	5	60-130/30
74-83-9	Methyl bromide	40	43.7	109	43.3	108	1	60-130/30
74-87-3	Methyl chloride	40	33.5	84	36.5	91	9	60-130/30
74-95-3	Methylene bromide	40	43.0	108	42.5	106	1	60-130/30
75-09-2	Methylene chloride	40	39.2	98	38.7	97	1	60-130/30
78-93-3	Methyl ethyl ketone	160	188	118	184	115	2	60-130/30
1634-04-4	Methyl Tert Butyl Ether	40	44.4	111	42.9	107	3	60-130/30
91-20-3	Naphthalene	40	46.2	116	43.9	110	5	60-130/30
103-65-1	n-Propylbenzene	40	41.7	104	41.3	103	1	60-130/30
100-42-5	Styrene	40	42.0	105	40.9	102	3	60-130/30
994-05-8	Tert-Amyl Methyl Ether	40	43.8	110	42.2	106	4	60-130/30
75-65-0	Tert Butyl Alcohol	200	258	129	237	119	8	60-130/30
630-20-6	1,1,1,2-Tetrachloroethane	40	41.8	105	40.7	102	3	60-130/30
71-55-6	1,1,1-Trichloroethane	40	43.3	108	42.8	107	1	60-130/30
79-34-5	1,1,2,2-Tetrachloroethane	40	43.2	108	41.2	103	5	60-130/30
79-00-5	1,1,2-Trichloroethane	40	41.5	104	39.4	99	5	60-130/30
87-61-6	1,2,3-Trichlorobenzene	40	44.4	111	42.4	106	5	60-130/30
96-18-4	1,2,3-Trichloropropane	40	43.7	109	41.6	104	5	60-130/30
120-82-1	1,2,4-Trichlorobenzene	40	43.5	109	41.8	105	4	60-130/30
95-63-6	1,2,4-Trimethylbenzene	40	41.4	104	40.7	102	2	60-130/30
108-67-8	1,3,5-Trimethylbenzene	40	41.6	104	41.0	103	1	60-130/30
127-18-4	Tetrachloroethylene	40	44.4	111	43.9	110	1	60-130/30
108-88-3	Toluene	40	41.8	105	40.7	102	3	60-130/30
79-01-6	Trichloroethylene	40	44.2	111	45.4	114	3	60-130/30
75-69-4	Trichlorofluoromethane	40	43.8	110	42.9	107	2	60-130/30
75-01-4	Vinyl chloride	40	38.8	97	41.6	104	7	60-130/30
1330-20-7	Xylene (total)	120	124	103	122	102	2	60-130/30

CAS No.	Surrogate Recoveries	BSP	BSD	Limits
1868-53-7	Dibromofluoromethane	96%	95%	60-130%

4.3.4  
4

# Blank Spike/Blank Spike Duplicate Summary

**Job Number:** C17685  
**Account:** IRISECAO Iris Environmental  
**Project:** Romic Soil Investigation(Romic EPA) - 2081 Bay Road,East Palo Alto,CA

Sample	File ID	DF	Analyzed	By	Prep Date	Prep Batch	Analytical Batch
VM864-BS	M27223.D	1	09/05/11	XB	n/a	n/a	VM864
VM864-BSD	M27225.D	1	09/05/11	XB	n/a	n/a	VM864

The QC reported here applies to the following samples:

Method: SW846 8260B

C17685-16, C17685-17, C17685-19, C17685-20, C17685-21, C17685-22, C17685-25, C17685-26, C17685-27, C17685-28, C17685-29, C17685-30, C17685-31, C17685-32

CAS No.	Surrogate Recoveries	BSP	BSD	Limits
2037-26-5	Toluene-D8	95%	92%	60-130%
460-00-4	4-Bromofluorobenzene	97%	94%	60-130%

4.3.4  
4



# Matrix Spike/Matrix Spike Duplicate Summary

**Job Number:** C17685  
**Account:** IRISECAO Iris Environmental  
**Project:** Romic Soil Investigation(Romic EPA) - 2081 Bay Road,East Palo Alto,CA

Sample	File ID	DF	Analyzed	By	Prep Date	Prep Batch	Analytical Batch
C17647-1MS	M27058.D	1	08/31/11	XB	n/a	n/a	VM859
C17647-1MSD	M27059.D	1	08/31/11	XB	n/a	n/a	VM859
C17647-1	M27057.D	1	08/31/11	XB	n/a	n/a	VM859

The QC reported here applies to the following samples:

Method: SW846 8260B

C17685-1, C17685-2, C17685-3

CAS No.	Compound	C17647-1 ug/kg	Spike Q ug/kg	MS ug/kg	MS %	MSD ug/kg	MSD %	RPD	Limits Rec/RPD
67-64-1	Acetone	ND	157	137	87	173	109	23	60-130/30
71-43-2	Benzene	ND	39.3	35.6	91	43.2	109	19	60-130/30
108-86-1	Bromobenzene	ND	39.3	33.8	86	41.5	105	20	60-130/30
74-97-5	Bromochloromethane	ND	39.3	37.0	94	44.6	112	19	60-130/30
75-27-4	Bromodichloromethane	ND	39.3	35.3	90	44.2	111	22	60-130/30
75-25-2	Bromoform	ND	39.3	38.1	97	46.2	116	19	60-130/30
104-51-8	n-Butylbenzene	ND	39.3	33.2	84	40.7	103	20	60-130/30
135-98-8	sec-Butylbenzene	ND	39.3	34.7	88	42.5	107	20	60-130/30
98-06-6	tert-Butylbenzene	ND	39.3	34.4	88	42.3	107	21	60-130/30
108-90-7	Chlorobenzene	ND	39.3	33.8	86	40.6	102	18	60-130/30
75-00-3	Chloroethane	ND	39.3	31.9	81	39.3	99	21	60-130/30
67-66-3	Chloroform	ND	39.3	35.1	89	41.8	105	17	60-130/30
95-49-8	o-Chlorotoluene	ND	39.3	35.1	89	42.1	106	18	60-130/30
106-43-4	p-Chlorotoluene	ND	39.3	33.5	85	41.1	104	20	60-130/30
56-23-5	Carbon tetrachloride	ND	39.3	34.9	89	42.5	107	20	60-130/30
75-34-3	1,1-Dichloroethane	ND	39.3	33.7	86	40.7	103	19	60-130/30
75-35-4	1,1-Dichloroethylene	ND	39.3	33.8	86	40.2	101	17	60-130/30
563-58-6	1,1-Dichloropropene	ND	39.3	34.7	88	42.6	107	20	60-130/30
96-12-8	1,2-Dibromo-3-chloropropane	ND	39.3	42.2	107	52.7	133* a	22	60-130/30
106-93-4	1,2-Dibromoethane	ND	39.3	36.8	94	45.2	114	20	60-130/30
107-06-2	1,2-Dichloroethane	ND	39.3	35.9	91	43.7	110	20	60-130/30
78-87-5	1,2-Dichloropropane	ND	39.3	36.1	92	45.5	115	23	60-130/30
142-28-9	1,3-Dichloropropane	ND	39.3	36.7	93	45.3	114	21	60-130/30
108-20-3	Di-Isopropyl ether	ND	39.3	34.2	87	41.5	105	19	60-130/30
594-20-7	2,2-Dichloropropane	ND	39.3	33.4	85	39.8	100	17	60-130/30
124-48-1	Dibromochloromethane	ND	39.3	35.4	90	43.0	108	19	60-130/30
75-71-8	Dichlorodifluoromethane	ND	39.3	27.2	69	32.8	83	19	60-130/30
156-59-2	cis-1,2-Dichloroethylene	ND	39.3	36.2	92	42.5	107	16	60-130/30
10061-01-5	cis-1,3-Dichloropropene	ND	39.3	36.5	93	45.2	114	21	60-130/30
541-73-1	m-Dichlorobenzene	ND	39.3	32.3	82	39.9	101	21	60-130/30
95-50-1	o-Dichlorobenzene	ND	39.3	33.7	86	41.8	105	21	60-130/30
106-46-7	p-Dichlorobenzene	ND	39.3	32.8	83	40.3	102	21	60-130/30
156-60-5	trans-1,2-Dichloroethylene	ND	39.3	34.7	88	41.3	104	17	60-130/30
10061-02-6	trans-1,3-Dichloropropene	ND	39.3	33.0	84	40.2	101	20	60-130/30
100-41-4	Ethylbenzene	ND	39.3	35.0	89	42.3	107	19	60-130/30
637-92-3	Ethyl tert-Butyl Ether	ND	39.3	36.9	94	44.8	113	19	60-130/30

4.4.1  
4

# Matrix Spike/Matrix Spike Duplicate Summary

**Job Number:** C17685  
**Account:** IRISECAO Iris Environmental  
**Project:** Romc Soil Investigation(Romc EPA) - 2081 Bay Road,East Palo Alto,CA

Sample	File ID	DF	Analyzed	By	Prep Date	Prep Batch	Analytical Batch
C17647-1MS	M27058.D	1	08/31/11	XB	n/a	n/a	VM859
C17647-1MSD	M27059.D	1	08/31/11	XB	n/a	n/a	VM859
C17647-1	M27057.D	1	08/31/11	XB	n/a	n/a	VM859

The QC reported here applies to the following samples:

Method: SW846 8260B

C17685-1, C17685-2, C17685-3

CAS No.	Compound	C17647-1 ug/kg	Spike Q ug/kg	MS ug/kg	MS %	MSD ug/kg	MSD %	RPD	Limits Rec/RPD
591-78-6	2-Hexanone	ND	157	181	115	223	140* a	21	60-130/30
87-68-3	Hexachlorobutadiene	ND	39.3	31.2	79	39.6	100	24	60-130/30
98-82-8	Isopropylbenzene	ND	39.3	30.4	77	36.9	93	19	60-130/30
99-87-6	p-Isopropyltoluene	ND	39.3	31.9	81	39.2	99	21	60-130/30
108-10-1	4-Methyl-2-pentanone	ND	157	182	116	231	146* a	24	60-130/30
74-83-9	Methyl bromide	ND	39.3	33.9	86	40.6	102	18	60-130/30
74-87-3	Methyl chloride	ND	39.3	32.8	83	37.9	96	14	60-130/30
74-95-3	Methylene bromide	ND	39.3	37.1	94	45.9	116	21	60-130/30
75-09-2	Methylene chloride	ND	39.3	31.7	81	38.0	96	18	60-130/30
78-93-3	Methyl ethyl ketone	ND	157	166	106	206	130	22	60-130/30
1634-04-4	Methyl Tert Butyl Ether	ND	39.3	36.9	94	44.1	111	18	60-130/30
91-20-3	Naphthalene	ND	39.3	37.2	95	47.1	119	23	60-130/30
103-65-1	n-Propylbenzene	ND	39.3	34.1	87	42.1	106	21	60-130/30
100-42-5	Styrene	ND	39.3	34.2	87	41.3	104	19	60-130/30
994-05-8	Tert-Amyl Methyl Ether	ND	39.3	37.8	96	44.9	113	17	60-130/30
75-65-0	Tert Butyl Alcohol	ND	196	209	106	260	131* a	22	60-130/30
630-20-6	1,1,1,2-Tetrachloroethane	ND	39.3	34.3	87	42.4	107	21	60-130/30
71-55-6	1,1,1-Trichloroethane	ND	39.3	35.9	91	42.3	107	16	60-130/30
79-34-5	1,1,2,2-Tetrachloroethane	ND	39.3	40.2	102	49.5	125	21	60-130/30
79-00-5	1,1,2-Trichloroethane	ND	39.3	36.8	94	45.1	114	20	60-130/30
87-61-6	1,2,3-Trichlorobenzene	ND	39.3	31.8	81	40.0	101	23	60-130/30
96-18-4	1,2,3-Trichloropropane	ND	39.3	39.4	100	48.2	121	20	60-130/30
120-82-1	1,2,4-Trichlorobenzene	ND	39.3	29.5	75	36.9	93	22	60-130/30
95-63-6	1,2,4-Trimethylbenzene	ND	39.3	34.4	88	42.2	106	20	60-130/30
108-67-8	1,3,5-Trimethylbenzene	ND	39.3	35.4	90	43.2	109	20	60-130/30
127-18-4	Tetrachloroethylene	ND	39.3	34.7	88	42.7	108	21	60-130/30
108-88-3	Toluene	ND	39.3	33.8	86	41.6	105	21	60-130/30
79-01-6	Trichloroethylene	ND	39.3	34.2	87	43.9	111	25	60-130/30
75-69-4	Trichlorofluoromethane	ND	39.3	32.9	84	39.0	98	17	60-130/30
75-01-4	Vinyl chloride	ND	39.3	38.6	98	45.0	113	15	60-130/30
1330-20-7	Xylene (total)	ND	118	104	88	124	104	18	60-130/30

CAS No.	Surrogate Recoveries	MS	MSD	C17647-1	Limits
1868-53-7	Dibromofluoromethane	100%	96%	103%	60-130%

4.4.1  
 4

# Matrix Spike/Matrix Spike Duplicate Summary

**Job Number:** C17685  
**Account:** IRISECAO Iris Environmental  
**Project:** Romic Soil Investigation(Romic EPA) - 2081 Bay Road,East Palo Alto,CA

Sample	File ID	DF	Analyzed	By	Prep Date	Prep Batch	Analytical Batch
C17647-1MS	M27058.D	1	08/31/11	XB	n/a	n/a	VM859
C17647-1MSD	M27059.D	1	08/31/11	XB	n/a	n/a	VM859
C17647-1	M27057.D	1	08/31/11	XB	n/a	n/a	VM859

The QC reported here applies to the following samples:

Method: SW846 8260B

C17685-1, C17685-2, C17685-3

CAS No.	Surrogate Recoveries	MS	MSD	C17647-1	Limits
2037-26-5	Toluene-D8	95%	95%	100%	60-130%
460-00-4	4-Bromofluorobenzene	99%	99%	96%	60-130%

(a) Outside laboratory control limits.

4.4.1  
4

# Matrix Spike/Matrix Spike Duplicate Summary

**Job Number:** C17685

**Account:** IRISECAO Iris Environmental

**Project:** Romic Soil Investigation(Romic EPA) - 2081 Bay Road,East Palo Alto,CA

Sample	File ID	DF	Analyzed	By	Prep Date	Prep Batch	Analytical Batch
C17703-7MS	M27107.D	1	09/01/11	XB	n/a	n/a	VM860
C17703-7MSD	M27108.D	1	09/01/11	XB	n/a	n/a	VM860
C17703-7	M27088.D	1	09/01/11	XB	n/a	n/a	VM860

The QC reported here applies to the following samples:

Method: SW846 8260B

C17685-4

CAS No.	Compound	C17703-7 ug/kg	Spike Q	ug/kg	MS ug/kg	MS %	MSD ug/kg	MSD %	RPD	Limits Rec/RPD
67-64-1	Acetone	ND		158	156	99	157	99	1	60-130/30
71-43-2	Benzene	ND		39.5	40.1	101	39.2	99	2	60-130/30
108-86-1	Bromobenzene	ND		39.5	35.8	91	36.7	92	2	60-130/30
74-97-5	Bromochloromethane	ND		39.5	40.7	103	41.5	104	2	60-130/30
75-27-4	Bromodichloromethane	ND		39.5	41.0	104	39.3	99	4	60-130/30
75-25-2	Bromoform	ND		39.5	40.5	102	39.8	100	2	60-130/30
104-51-8	n-Butylbenzene	ND		39.5	36.6	93	35.9	90	2	60-130/30
135-98-8	sec-Butylbenzene	ND		39.5	37.9	96	37.2	94	2	60-130/30
98-06-6	tert-Butylbenzene	ND		39.5	37.1	94	36.5	92	2	60-130/30
108-90-7	Chlorobenzene	ND		39.5	36.4	92	36.5	92	0	60-130/30
75-00-3	Chloroethane	ND		39.5	37.6	95	36.4	92	3	60-130/30
67-66-3	Chloroform	ND		39.5	41.4	105	40.7	102	2	60-130/30
95-49-8	o-Chlorotoluene	ND		39.5	38.4	97	37.0	93	4	60-130/30
106-43-4	p-Chlorotoluene	ND		39.5	36.4	92	37.2	94	2	60-130/30
56-23-5	Carbon tetrachloride	ND		39.5	41.0	104	39.8	100	3	60-130/30
75-34-3	1,1-Dichloroethane	ND		39.5	40.5	102	39.9	100	1	60-130/30
75-35-4	1,1-Dichloroethylene	ND		39.5	38.3	97	37.9	95	1	60-130/30
563-58-6	1,1-Dichloropropene	ND		39.5	40.3	102	39.1	98	3	60-130/30
96-12-8	1,2-Dibromo-3-chloropropane	ND		39.5	44.1	112	42.2	106	4	60-130/30
106-93-4	1,2-Dibromoethane	ND		39.5	39.2	99	39.9	100	2	60-130/30
107-06-2	1,2-Dichloroethane	ND		39.5	43.3	110	41.0	103	5	60-130/30
78-87-5	1,2-Dichloropropane	ND		39.5	41.0	104	39.9	100	3	60-130/30
142-28-9	1,3-Dichloropropane	ND		39.5	39.8	101	39.8	100	0	60-130/30
108-20-3	Di-Isopropyl ether	ND		39.5	39.7	100	39.9	100	1	60-130/30
594-20-7	2,2-Dichloropropane	ND		39.5	40.5	102	38.8	98	4	60-130/30
124-48-1	Dibromochloromethane	ND		39.5	38.3	97	38.7	97	1	60-130/30
75-71-8	Dichlorodifluoromethane	ND		39.5	30.1	76	29.1	73	3	60-130/30
156-59-2	cis-1,2-Dichloroethylene	ND		39.5	40.0	101	39.4	99	2	60-130/30
10061-01-5	cis-1,3-Dichloropropene	ND		39.5	41.0	104	39.9	100	3	60-130/30
541-73-1	m-Dichlorobenzene	ND		39.5	35.6	90	34.9	88	2	60-130/30
95-50-1	o-Dichlorobenzene	ND		39.5	37.1	94	36.6	92	1	60-130/30
106-46-7	p-Dichlorobenzene	ND		39.5	36.1	91	35.5	89	2	60-130/30
156-60-5	trans-1,2-Dichloroethylene	ND		39.5	38.9	98	38.4	97	1	60-130/30
10061-02-6	trans-1,3-Dichloropropene	ND		39.5	36.1	91	35.6	90	1	60-130/30
100-41-4	Ethylbenzene	ND		39.5	37.8	96	37.5	94	1	60-130/30
637-92-3	Ethyl tert-Butyl Ether	ND		39.5	44.6	113	44.4	112	0	60-130/30

4.4.2  
4

# Matrix Spike/Matrix Spike Duplicate Summary

**Job Number:** C17685

**Account:** IRISECAO Iris Environmental

**Project:** Romic Soil Investigation(Romic EPA) - 2081 Bay Road,East Palo Alto,CA

Sample	File ID	DF	Analyzed	By	Prep Date	Prep Batch	Analytical Batch
C17703-7MS	M27107.D	1	09/01/11	XB	n/a	n/a	VM860
C17703-7MSD	M27108.D	1	09/01/11	XB	n/a	n/a	VM860
C17703-7	M27088.D	1	09/01/11	XB	n/a	n/a	VM860

The QC reported here applies to the following samples:

Method: SW846 8260B

C17685-4

CAS No.	Compound	C17703-7 ug/kg	Spike Q	ug/kg	MS ug/kg	MS %	MSD ug/kg	MSD %	RPD	Limits Rec/RPD
591-78-6	2-Hexanone	ND		158	180	114	182	114	1	60-130/30
87-68-3	Hexachlorobutadiene	ND		39.5	35.2	89	35.5	89	1	60-130/30
98-82-8	Isopropylbenzene	ND		39.5	32.9	83	32.9	83	0	60-130/30
99-87-6	p-Isopropyltoluene	ND		39.5	34.7	88	34.5	87	1	60-130/30
108-10-1	4-Methyl-2-pentanone	ND		158	188	119	187	118	1	60-130/30
74-83-9	Methyl bromide	ND		39.5	39.3	99	37.9	95	4	60-130/30
74-87-3	Methyl chloride	ND		39.5	36.6	93	34.9	88	5	60-130/30
74-95-3	Methylene bromide	ND		39.5	41.3	104	40.2	101	3	60-130/30
75-09-2	Methylene chloride	ND		39.5	39.2	99	36.3	91	8	60-130/30
78-93-3	Methyl ethyl ketone	ND		158	175	111	181	114	3	60-130/30
1634-04-4	Methyl Tert Butyl Ether	ND		39.5	44.1	112	43.8	110	1	60-130/30
91-20-3	Naphthalene	ND		39.5	40.1	101	40.2	101	0	60-130/30
103-65-1	n-Propylbenzene	ND		39.5	37.3	94	37.1	93	1	60-130/30
100-42-5	Styrene	ND		39.5	37.2	94	37.1	93	0	60-130/30
994-05-8	Tert-Amyl Methyl Ether	ND		39.5	43.6	110	43.2	109	1	60-130/30
75-65-0	Tert Butyl Alcohol	ND		198	236	119	219	110	7	60-130/30
630-20-6	1,1,1,2-Tetrachloroethane	ND		39.5	37.6	95	38.3	96	2	60-130/30
71-55-6	1,1,1-Trichloroethane	ND		39.5	42.5	108	40.9	103	4	60-130/30
79-34-5	1,1,2,2-Tetrachloroethane	ND		39.5	42.2	107	41.8	105	1	60-130/30
79-00-5	1,1,2-Trichloroethane	ND		39.5	40.0	101	39.6	100	1	60-130/30
87-61-6	1,2,3-Trichlorobenzene	ND		39.5	36.1	91	35.8	90	1	60-130/30
96-18-4	1,2,3-Trichloropropane	ND		39.5	41.0	104	40.6	102	1	60-130/30
120-82-1	1,2,4-Trichlorobenzene	ND		39.5	32.7	83	32.5	82	1	60-130/30
95-63-6	1,2,4-Trimethylbenzene	ND		39.5	37.1	94	36.5	92	2	60-130/30
108-67-8	1,3,5-Trimethylbenzene	ND		39.5	38.7	98	38.2	96	1	60-130/30
127-18-4	Tetrachloroethylene	ND		39.5	39.0	99	42.6	107	9	60-130/30
108-88-3	Toluene	ND		39.5	37.0	94	37.2	94	1	60-130/30
79-01-6	Trichloroethylene	ND		39.5	38.3	97	38.2	96	0	60-130/30
75-69-4	Trichlorofluoromethane	ND		39.5	37.1	94	35.9	90	3	60-130/30
75-01-4	Vinyl chloride	ND		39.5	42.3	107	40.0	101	6	60-130/30
1330-20-7	Xylene (total)	ND		119	110	93	111	93	1	60-130/30

CAS No.	Surrogate Recoveries	MS	MSD	C17703-7	Limits
1868-53-7	Dibromofluoromethane	104%	102%	100%	60-130%

# Matrix Spike/Matrix Spike Duplicate Summary

**Job Number:** C17685  
**Account:** IRISECAO Iris Environmental  
**Project:** Romic Soil Investigation(Romic EPA) - 2081 Bay Road,East Palo Alto,CA

Sample	File ID	DF	Analyzed	By	Prep Date	Prep Batch	Analytical Batch
C17703-7MS	M27107.D	1	09/01/11	XB	n/a	n/a	VM860
C17703-7MSD	M27108.D	1	09/01/11	XB	n/a	n/a	VM860
C17703-7	M27088.D	1	09/01/11	XB	n/a	n/a	VM860

The QC reported here applies to the following samples:

Method: SW846 8260B

C17685-4

CAS No.	Surrogate Recoveries	MS	MSD	C17703-7	Limits
2037-26-5	Toluene-D8	94%	97%	101%	60-130%
460-00-4	4-Bromofluorobenzene	99%	100%	97%	60-130%

4.4.2  
4

# Matrix Spike/Matrix Spike Duplicate Summary

**Job Number:** C17685  
**Account:** IRISECAO Iris Environmental  
**Project:** Romic Soil Investigation(Romic EPA) - 2081 Bay Road,East Palo Alto,CA

Sample	File ID	DF	Analyzed	By	Prep Date	Prep Batch	Analytical Batch
C17729-4MS	M27146.D	1	09/02/11	XB	n/a	n/a	VM861
C17729-4MSD	M27147.D	1	09/02/11	XB	n/a	n/a	VM861
C17729-4	M27133.D	1	09/02/11	XB	n/a	n/a	VM861

The QC reported here applies to the following samples:

Method: SW846 8260B

C17685-13, C17685-14, C17685-23

CAS No.	Compound	C17729-4 ug/kg	Spike Q	ug/kg	MS ug/kg	MS %	MSD ug/kg	MSD %	RPD	Limits Rec/RPD
67-64-1	Acetone	ND		159	210	132* a	219	137* a	4	60-130/30
71-43-2	Benzene	ND		39.7	41.5	105	41.5	104	0	60-130/30
108-86-1	Bromobenzene	ND		39.7	38.0	96	37.2	93	2	60-130/30
74-97-5	Bromochloromethane	ND		39.7	43.8	110	44.4	111	1	60-130/30
75-27-4	Bromodichloromethane	ND		39.7	42.8	108	41.6	104	3	60-130/30
75-25-2	Bromoform	ND		39.7	40.6	102	39.9	100	2	60-130/30
104-51-8	n-Butylbenzene	ND		39.7	41.7	105	40.4	101	3	60-130/30
135-98-8	sec-Butylbenzene	ND		39.7	40.8	103	40.3	101	1	60-130/30
98-06-6	tert-Butylbenzene	ND		39.7	39.3	99	38.6	97	2	60-130/30
108-90-7	Chlorobenzene	ND		39.7	37.8	95	37.4	94	1	60-130/30
75-00-3	Chloroethane	ND		39.7	45.3	114	45.9	115	1	60-130/30
67-66-3	Chloroform	ND		39.7	46.2	116	46.3	116	0	60-130/30
95-49-8	o-Chlorotoluene	ND		39.7	40.9	103	39.9	100	2	60-130/30
106-43-4	p-Chlorotoluene	ND		39.7	42.3	107	41.6	104	2	60-130/30
56-23-5	Carbon tetrachloride	ND		39.7	40.8	103	40.4	101	1	60-130/30
75-34-3	1,1-Dichloroethane	ND		39.7	45.8	115	46.4	116	1	60-130/30
75-35-4	1,1-Dichloroethylene	ND		39.7	42.0	106	42.4	106	1	60-130/30
563-58-6	1,1-Dichloropropene	ND		39.7	42.8	108	42.5	107	1	60-130/30
96-12-8	1,2-Dibromo-3-chloropropane	ND		39.7	52.9	133* a	54.7	137* a	3	60-130/30
106-93-4	1,2-Dibromoethane	ND		39.7	42.8	108	42.5	107	1	60-130/30
107-06-2	1,2-Dichloroethane	ND		39.7	46.4	117	45.6	114	2	60-130/30
78-87-5	1,2-Dichloropropane	ND		39.7	42.6	107	43.3	109	2	60-130/30
142-28-9	1,3-Dichloropropane	ND		39.7	44.3	112	43.6	109	2	60-130/30
108-20-3	Di-Isopropyl ether	ND		39.7	43.6	110	44.3	111	2	60-130/30
594-20-7	2,2-Dichloropropane	ND		39.7	47.1	119	47.2	118	0	60-130/30
124-48-1	Dibromochloromethane	ND		39.7	39.1	99	38.6	97	1	60-130/30
75-71-8	Dichlorodifluoromethane	ND		39.7	34.3	86	34.0	85	1	60-130/30
156-59-2	cis-1,2-Dichloroethylene	ND		39.7	43.7	110	44.3	111	1	60-130/30
10061-01-5	cis-1,3-Dichloropropene	ND		39.7	44.0	111	44.1	111	0	60-130/30
541-73-1	m-Dichlorobenzene	ND		39.7	37.4	94	36.0	90	4	60-130/30
95-50-1	o-Dichlorobenzene	ND		39.7	38.6	97	38.3	96	1	60-130/30
106-46-7	p-Dichlorobenzene	ND		39.7	38.1	96	37.2	93	2	60-130/30
156-60-5	trans-1,2-Dichloroethylene	ND		39.7	42.3	107	42.9	108	1	60-130/30
10061-02-6	trans-1,3-Dichloropropene	ND		39.7	40.4	102	39.9	100	1	60-130/30
100-41-4	Ethylbenzene	ND		39.7	39.8	100	39.3	99	1	60-130/30
637-92-3	Ethyl tert-Butyl Ether	ND		39.7	51.3	129	52.4	132* a	2	60-130/30

4.4.3  
4

# Matrix Spike/Matrix Spike Duplicate Summary

**Job Number:** C17685  
**Account:** IRISECAO Iris Environmental  
**Project:** Romic Soil Investigation(Romic EPA) - 2081 Bay Road,East Palo Alto,CA

Sample	File ID	DF	Analyzed	By	Prep Date	Prep Batch	Analytical Batch
C17729-4MS	M27146.D	1	09/02/11	XB	n/a	n/a	VM861
C17729-4MSD	M27147.D	1	09/02/11	XB	n/a	n/a	VM861
C17729-4	M27133.D	1	09/02/11	XB	n/a	n/a	VM861

The QC reported here applies to the following samples:

Method: SW846 8260B

C17685-13, C17685-14, C17685-23

CAS No.	Compound	C17729-4 ug/kg	Spike Q	ug/kg	MS ug/kg	MS %	MSD ug/kg	MSD %	RPD	Limits Rec/RPD
591-78-6	2-Hexanone	ND		159	222	140* a	224	141* a	1	60-130/30
87-68-3	Hexachlorobutadiene	ND		39.7	35.3	89	34.6	87	2	60-130/30
98-82-8	Isopropylbenzene	ND		39.7	34.6	87	33.9	85	2	60-130/30
99-87-6	p-Isopropyltoluene	ND		39.7	37.6	95	36.9	93	2	60-130/30
108-10-1	4-Methyl-2-pentanone	ND		159	224	141* a	227	142* a	1	60-130/30
74-83-9	Methyl bromide	ND		39.7	43.1	109	44.0	110	2	60-130/30
74-87-3	Methyl chloride	ND		39.7	41.4	104	40.6	102	2	60-130/30
74-95-3	Methylene bromide	ND		39.7	42.8	108	42.1	106	2	60-130/30
75-09-2	Methylene chloride	ND		39.7	43.0	108	44.5	112	3	60-130/30
78-93-3	Methyl ethyl ketone	ND		159	225	142* a	230	144* a	2	60-130/30
1634-04-4	Methyl Tert Butyl Ether	ND		39.7	51.0	129	52.3	131* a	3	60-130/30
91-20-3	Naphthalene	ND		39.7	44.5	112	45.5	114	2	60-130/30
103-65-1	n-Propylbenzene	ND		39.7	41.3	104	40.4	101	2	60-130/30
100-42-5	Styrene	ND		39.7	39.3	99	38.4	96	2	60-130/30
994-05-8	Tert-Amyl Methyl Ether	ND		39.7	49.0	123	50.6	127	3	60-130/30
75-65-0	Tert Butyl Alcohol	ND		198	293	148* a	304	153* a	4	60-130/30
630-20-6	1,1,1,2-Tetrachloroethane	ND		39.7	38.1	96	38.1	96	0	60-130/30
71-55-6	1,1,1-Trichloroethane	ND		39.7	47.2	119	46.7	117	1	60-130/30
79-34-5	1,1,2,2-Tetrachloroethane	ND		39.7	48.5	122	48.2	121	1	60-130/30
79-00-5	1,1,2-Trichloroethane	ND		39.7	42.7	108	42.6	107	0	60-130/30
87-61-6	1,2,3-Trichlorobenzene	ND		39.7	37.4	94	37.5	94	0	60-130/30
96-18-4	1,2,3-Trichloropropane	ND		39.7	48.3	122	46.7	117	3	60-130/30
120-82-1	1,2,4-Trichlorobenzene	ND		39.7	35.5	89	34.8	87	2	60-130/30
95-63-6	1,2,4-Trimethylbenzene	ND		39.7	40.8	103	40.0	100	2	60-130/30
108-67-8	1,3,5-Trimethylbenzene	ND		39.7	42.1	106	41.2	103	2	60-130/30
127-18-4	Tetrachloroethylene	ND		39.7	36.1	91	36.6	92	1	60-130/30
108-88-3	Toluene	ND		39.7	39.0	98	38.7	97	1	60-130/30
79-01-6	Trichloroethylene	ND		39.7	38.1	96	38.3	96	1	60-130/30
75-69-4	Trichlorofluoromethane	ND		39.7	44.2	111	43.8	110	1	60-130/30
75-01-4	Vinyl chloride	ND		39.7	50.4	127	49.7	125	1	60-130/30
1330-20-7	Xylene (total)	ND		119	115	97	114	95	1	60-130/30

CAS No.	Surrogate Recoveries	MS	MSD	C17729-4	Limits
1868-53-7	Dibromofluoromethane	109%	111%	104%	60-130%



# Matrix Spike/Matrix Spike Duplicate Summary

**Job Number:** C17685  
**Account:** IRISECAO Iris Environmental  
**Project:** Romic Soil Investigation(Romic EPA) - 2081 Bay Road,East Palo Alto,CA

Sample	File ID	DF	Analyzed	By	Prep Date	Prep Batch	Analytical Batch
C17729-4MS	M27146.D	1	09/02/11	XB	n/a	n/a	VM861
C17729-4MSD	M27147.D	1	09/02/11	XB	n/a	n/a	VM861
C17729-4	M27133.D	1	09/02/11	XB	n/a	n/a	VM861

**The QC reported here applies to the following samples:** **Method:** SW846 8260B

C17685-13, C17685-14, C17685-23

CAS No.	Surrogate Recoveries	MS	MSD	C17729-4	Limits
2037-26-5	Toluene-D8	98%	98%	101%	60-130%
460-00-4	4-Bromofluorobenzene	102%	102%	98%	60-130%

(a) Outside laboratory control limits.

4.4.3  
4

# Matrix Spike/Matrix Spike Duplicate Summary

**Job Number:** C17685  
**Account:** IRISECAO Iris Environmental  
**Project:** Romic Soil Investigation(Romic EPA) - 2081 Bay Road,East Palo Alto,CA

Sample	File ID	DF	Analyzed	By	Prep Date	Prep Batch	Analytical Batch
C17727-3MS	M27208.D	1	09/04/11	XB	n/a	n/a	VM863
C17727-3MSD	M27209.D	1	09/04/11	XB	n/a	n/a	VM863
C17727-3	M27205.D	1	09/04/11	XB	n/a	n/a	VM863

The QC reported here applies to the following samples:

Method: SW846 8260B

C17685-5, C17685-6, C17685-7, C17685-8, C17685-9, C17685-10, C17685-11, C17685-12, C17685-15, C17685-18, C17685-24

CAS No.	Compound	C17727-3 ug/kg	Spike Q	ug/kg	MS ug/kg	MS %	MSD ug/kg	MSD %	RPD	Limits Rec/RPD
67-64-1	Acetone	ND	160	159	99	160	100	1	60-130/30	
71-43-2	Benzene	ND	40	33.6	84	35.4	89	5	60-130/30	
108-86-1	Bromobenzene	ND	40	25.0	63	27.8	70	11	60-130/30	
74-97-5	Bromochloromethane	ND	40	36.5	91	37.3	93	2	60-130/30	
75-27-4	Bromodichloromethane	ND	40	32.8	82	34.2	86	4	60-130/30	
75-25-2	Bromoform	ND	40	34.7	87	35.6	89	3	60-130/30	
104-51-8	n-Butylbenzene	ND	40	17.2	43* a	19.7	49* a	14	60-130/30	
135-98-8	sec-Butylbenzene	ND	40	21.2	53* a	23.6	59* a	11	60-130/30	
98-06-6	tert-Butylbenzene	ND	40	23.7	59* a	25.7	64	8	60-130/30	
108-90-7	Chlorobenzene	ND	40	27.8	70	29.3	73	5	60-130/30	
75-00-3	Chloroethane	ND	40	33.5	84	34.4	86	3	60-130/30	
67-66-3	Chloroform	ND	40	34.5	86	35.2	88	2	60-130/30	
95-49-8	o-Chlorotoluene	ND	40	24.0	60	25.9	65	8	60-130/30	
106-43-4	p-Chlorotoluene	ND	40	23.2	58* a	25.6	64	10	60-130/30	
56-23-5	Carbon tetrachloride	ND	40	31.9	80	33.5	84	5	60-130/30	
75-34-3	1,1-Dichloroethane	ND	40	34.2	86	35.6	89	4	60-130/30	
75-35-4	1,1-Dichloroethylene	ND	40	32.2	81	33.8	85	5	60-130/30	
563-58-6	1,1-Dichloropropene	ND	40	30.9	77	32.7	82	6	60-130/30	
96-12-8	1,2-Dibromo-3-chloropropane	ND	40	34.2	86	36.4	91	6	60-130/30	
106-93-4	1,2-Dibromoethane	ND	40	34.9	87	36.2	91	4	60-130/30	
107-06-2	1,2-Dichloroethane	ND	40	35.6	89	36.9	92	4	60-130/30	
78-87-5	1,2-Dichloropropane	ND	40	34.5	86	35.5	89	3	60-130/30	
142-28-9	1,3-Dichloropropane	ND	40	35.5	89	36.3	91	2	60-130/30	
108-20-3	Di-Isopropyl ether	ND	40	36.0	90	37.1	93	3	60-130/30	
594-20-7	2,2-Dichloropropane	ND	40	32.2	81	32.7	82	2	60-130/30	
124-48-1	Dibromochloromethane	ND	40	33.0	83	33.2	83	1	60-130/30	
75-71-8	Dichlorodifluoromethane	ND	40	24.9	62	26.2	66	5	60-130/30	
156-59-2	cis-1,2-Dichloroethylene	ND	40	34.0	85	35.1	88	3	60-130/30	
10061-01-5	cis-1,3-Dichloropropene	ND	40	32.4	81	33.9	85	5	60-130/30	
541-73-1	m-Dichlorobenzene	ND	40	21.4	54* a	23.5	59* a	9	60-130/30	
95-50-1	o-Dichlorobenzene	ND	40	22.4	56* a	24.2	61	8	60-130/30	
106-46-7	p-Dichlorobenzene	ND	40	21.3	53* a	23.8	60	11	60-130/30	
156-60-5	trans-1,2-Dichloroethylene	ND	40	31.6	79	33.9	85	7	60-130/30	
10061-02-6	trans-1,3-Dichloropropene	ND	40	28.7	72	30.1	75	5	60-130/30	
100-41-4	Ethylbenzene	ND	40	28.4	71	29.9	75	5	60-130/30	
637-92-3	Ethyl tert-Butyl Ether	ND	40	39.4	99	40.5	101	3	60-130/30	

4.4.4  
4

# Matrix Spike/Matrix Spike Duplicate Summary

**Job Number:** C17685  
**Account:** IRISECAO Iris Environmental  
**Project:** Romic Soil Investigation(Romic EPA) - 2081 Bay Road,East Palo Alto,CA

Sample	File ID	DF	Analyzed	By	Prep Date	Prep Batch	Analytical Batch
C17727-3MS	M27208.D	1	09/04/11	XB	n/a	n/a	VM863
C17727-3MSD	M27209.D	1	09/04/11	XB	n/a	n/a	VM863
C17727-3	M27205.D	1	09/04/11	XB	n/a	n/a	VM863

**The QC reported here applies to the following samples:** **Method:** SW846 8260B

C17685-5, C17685-6, C17685-7, C17685-8, C17685-9, C17685-10, C17685-11, C17685-12, C17685-15, C17685-18, C17685-24

CAS No.	Compound	C17727-3 ug/kg	Spike Q	ug/kg	MS ug/kg	MS %	MSD ug/kg	MSD %	RPD	Limits Rec/RPD
591-78-6	2-Hexanone	ND		160	165	103	164	103	1	60-130/30
87-68-3	Hexachlorobutadiene	ND		40	11.7	29* a	13.0	33* a	11	60-130/30
98-82-8	Isopropylbenzene	ND		40	23.6	59* a	24.9	62	5	60-130/30
99-87-6	p-Isopropyltoluene	ND		40	19.5	49* a	21.9	55* a	12	60-130/30
108-10-1	4-Methyl-2-pentanone	ND		160	183	114	184	115	1	60-130/30
74-83-9	Methyl bromide	ND		40	33.8	85	34.5	86	2	60-130/30
74-87-3	Methyl chloride	ND		40	29.5	74	30.2	76	2	60-130/30
74-95-3	Methylene bromide	ND		40	34.7	87	36.0	90	4	60-130/30
75-09-2	Methylene chloride	ND		40	43.1	108	42.7	107	1	60-130/30
78-93-3	Methyl ethyl ketone	ND		160	185	116	185	116	0	60-130/30
1634-04-4	Methyl Tert Butyl Ether	ND		40	40.6	102	41.5	104	2	60-130/30
91-20-3	Naphthalene	ND		40	20.7	52* a	23.7	59* a	14	60-130/30
103-65-1	n-Propylbenzene	ND		40	23.5	59* a	25.5	64	8	60-130/30
100-42-5	Styrene	ND		40	26.5	66	28.3	71	7	60-130/30
994-05-8	Tert-Amyl Methyl Ether	ND		40	39.1	98	40.7	102	4	60-130/30
75-65-0	Tert Butyl Alcohol	ND		200	242	121	248	124	2	60-130/30
630-20-6	1,1,1,2-Tetrachloroethane	ND		40	31.8	80	32.5	81	2	60-130/30
71-55-6	1,1,1-Trichloroethane	ND		40	34.1	85	34.7	87	2	60-130/30
79-34-5	1,1,2,2-Tetrachloroethane	ND		40	36.7	92	38.4	96	5	60-130/30
79-00-5	1,1,2-Trichloroethane	ND		40	37.3	93	37.5	94	1	60-130/30
87-61-6	1,2,3-Trichlorobenzene	ND		40	14.4	36* a	16.4	41* a	13	60-130/30
96-18-4	1,2,3-Trichloropropane	ND		40	36.7	92	37.8	95	3	60-130/30
120-82-1	1,2,4-Trichlorobenzene	ND		40	13.4	34* a	15.4	39* a	14	60-130/30
95-63-6	1,2,4-Trimethylbenzene	ND		40	23.5	59* a	25.9	65	10	60-130/30
108-67-8	1,3,5-Trimethylbenzene	ND		40	24.3	61	26.5	66	9	60-130/30
127-18-4	Tetrachloroethylene	ND		40	29.7	74	31.9	80	7	60-130/30
108-88-3	Toluene	ND		40	31.0	78	32.1	80	3	60-130/30
79-01-6	Trichloroethylene	ND		40	31.5	79	33.8	85	7	60-130/30
75-69-4	Trichlorofluoromethane	ND		40	31.8	80	32.6	82	2	60-130/30
75-01-4	Vinyl chloride	ND		40	35.4	89	37.3	93	5	60-130/30
1330-20-7	Xylene (total)	ND		120	84.8	71	89.7	75	6	60-130/30

CAS No.	Surrogate Recoveries	MS	MSD	C17727-3	Limits
1868-53-7	Dibromofluoromethane	99%	97%	99%	60-130%

# Matrix Spike/Matrix Spike Duplicate Summary

**Job Number:** C17685  
**Account:** IRISECAO Iris Environmental  
**Project:** Romic Soil Investigation(Romic EPA) - 2081 Bay Road,East Palo Alto,CA

Sample	File ID	DF	Analyzed	By	Prep Date	Prep Batch	Analytical Batch
C17727-3MS	M27208.D	1	09/04/11	XB	n/a	n/a	VM863
C17727-3MSD	M27209.D	1	09/04/11	XB	n/a	n/a	VM863
C17727-3	M27205.D	1	09/04/11	XB	n/a	n/a	VM863

The QC reported here applies to the following samples:

Method: SW846 8260B

C17685-5, C17685-6, C17685-7, C17685-8, C17685-9, C17685-10, C17685-11, C17685-12, C17685-15, C17685-18, C17685-24

CAS No.	Surrogate Recoveries	MS	MSD	C17727-3	Limits
2037-26-5	Toluene-D8	95%	94%	98%	60-130%
460-00-4	4-Bromofluorobenzene	100%	98%	92%	60-130%

(a) Outside laboratory control limits.

4.4.4  
4

# Matrix Spike/Matrix Spike Duplicate Summary

**Job Number:** C17685  
**Account:** IRISECAO Iris Environmental  
**Project:** Romic Soil Investigation(Romic EPA) - 2081 Bay Road,East Palo Alto,CA

Sample	File ID	DF	Analyzed	By	Prep Date	Prep Batch	Analytical Batch
C17718-1MS	M27230.D	1	09/05/11	XB	n/a	n/a	VM864
C17718-1MSD	M27231.D	1	09/05/11	XB	n/a	n/a	VM864
C17718-1	M27229.D	1	09/05/11	XB	n/a	n/a	VM864

The QC reported here applies to the following samples:

Method: SW846 8260B

C17685-16, C17685-17, C17685-19, C17685-20, C17685-21, C17685-22, C17685-25, C17685-26, C17685-27, C17685-28, C17685-29, C17685-30, C17685-31, C17685-32

CAS No.	Compound	C17718-1 ug/kg	Spike Q	ug/kg	MS ug/kg	MS %	MSD ug/kg	MSD %	RPD	Limits Rec/RPD
67-64-1	Acetone	ND	156	168	108	163	104	3	60-130/30	
71-43-2	Benzene	ND	39.1	39.3	101	38.0	97	3	60-130/30	
108-86-1	Bromobenzene	ND	39.1	35.9	92	34.7	88	3	60-130/30	
74-97-5	Bromochloromethane	ND	39.1	42.2	108	40.8	104	3	60-130/30	
75-27-4	Bromodichloromethane	ND	39.1	39.2	100	37.7	96	4	60-130/30	
75-25-2	Bromoform	ND	39.1	40.7	104	38.6	98	5	60-130/30	
104-51-8	n-Butylbenzene	ND	39.1	33.4	86	32.3	82	3	60-130/30	
135-98-8	sec-Butylbenzene	ND	39.1	34.9	89	34.0	87	3	60-130/30	
98-06-6	tert-Butylbenzene	ND	39.1	35.3	90	35.2	90	0	60-130/30	
108-90-7	Chlorobenzene	ND	39.1	36.2	93	34.9	89	4	60-130/30	
75-00-3	Chloroethane	ND	39.1	39.0	100	38.2	97	2	60-130/30	
67-66-3	Chloroform	ND	39.1	41.0	105	38.4	98	7	60-130/30	
95-49-8	o-Chlorotoluene	ND	39.1	35.7	91	34.8	89	3	60-130/30	
106-43-4	p-Chlorotoluene	ND	39.1	34.9	89	33.6	86	4	60-130/30	
56-23-5	Carbon tetrachloride	ND	39.1	40.1	103	38.3	97	5	60-130/30	
75-34-3	1,1-Dichloroethane	ND	39.1	39.7	102	37.8	96	5	60-130/30	
75-35-4	1,1-Dichloroethylene	ND	39.1	38.8	99	36.9	94	5	60-130/30	
563-58-6	1,1-Dichloropropene	ND	39.1	39.4	101	38.2	97	3	60-130/30	
96-12-8	1,2-Dibromo-3-chloropropane	ND	39.1	42.6	109	42.2	107	1	60-130/30	
106-93-4	1,2-Dibromoethane	ND	39.1	39.9	102	38.3	97	4	60-130/30	
107-06-2	1,2-Dichloroethane	ND	39.1	41.0	105	39.0	99	5	60-130/30	
78-87-5	1,2-Dichloropropane	ND	39.1	39.2	100	38.2	97	3	60-130/30	
142-28-9	1,3-Dichloropropane	ND	39.1	39.1	100	37.6	96	4	60-130/30	
108-20-3	Di-Isopropyl ether	ND	39.1	40.8	104	38.4	98	6	60-130/30	
594-20-7	2,2-Dichloropropane	ND	39.1	40.8	104	38.2	97	7	60-130/30	
124-48-1	Dibromochloromethane	ND	39.1	38.4	98	36.4	93	5	60-130/30	
75-71-8	Dichlorodifluoromethane	ND	39.1	26.8	69	25.9	66	3	60-130/30	
156-59-2	cis-1,2-Dichloroethylene	ND	39.1	40.3	103	38.1	97	6	60-130/30	
10061-01-5	cis-1,3-Dichloropropene	ND	39.1	41.1	105	39.8	101	3	60-130/30	
541-73-1	m-Dichlorobenzene	ND	39.1	34.1	87	33.4	85	2	60-130/30	
95-50-1	o-Dichlorobenzene	ND	39.1	35.6	91	34.1	87	4	60-130/30	
106-46-7	p-Dichlorobenzene	ND	39.1	35.0	90	34.3	87	2	60-130/30	
156-60-5	trans-1,2-Dichloroethylene	ND	39.1	39.8	102	37.2	95	7	60-130/30	
10061-02-6	trans-1,3-Dichloropropene	ND	39.1	35.9	92	34.0	87	5	60-130/30	
100-41-4	Ethylbenzene	ND	39.1	37.2	95	35.4	90	5	60-130/30	
637-92-3	Ethyl tert-Butyl Ether	ND	39.1	44.3	113	42.5	108	4	60-130/30	

4.4.5  
4

# Matrix Spike/Matrix Spike Duplicate Summary

**Job Number:** C17685  
**Account:** IRISECAO Iris Environmental  
**Project:** Romic Soil Investigation(Romic EPA) - 2081 Bay Road,East Palo Alto,CA

Sample	File ID	DF	Analyzed	By	Prep Date	Prep Batch	Analytical Batch
C17718-1MS	M27230.D	1	09/05/11	XB	n/a	n/a	VM864
C17718-1MSD	M27231.D	1	09/05/11	XB	n/a	n/a	VM864
C17718-1	M27229.D	1	09/05/11	XB	n/a	n/a	VM864

**The QC reported here applies to the following samples:** **Method:** SW846 8260B

C17685-16, C17685-17, C17685-19, C17685-20, C17685-21, C17685-22, C17685-25, C17685-26, C17685-27, C17685-28, C17685-29, C17685-30, C17685-31, C17685-32

CAS No.	Compound	C17718-1 ug/kg	Spike Q	ug/kg	MS ug/kg	MS %	MSD ug/kg	MSD %	RPD	Limits Rec/RPD
591-78-6	2-Hexanone	ND	156	175	112	169	108	3	60-130/30	
87-68-3	Hexachlorobutadiene	ND	39.1	31.6	81	30.7	78	3	60-130/30	
98-82-8	Isopropylbenzene	ND	39.1	31.9	82	30.6	78	4	60-130/30	
99-87-6	p-Isopropyltoluene	ND	39.1	32.8	84	31.8	81	3	60-130/30	
108-10-1	4-Methyl-2-pentanone	ND	156	183	117	179	114	2	60-130/30	
74-83-9	Methyl bromide	ND	39.1	39.5	101	38.0	97	4	60-130/30	
74-87-3	Methyl chloride	ND	39.1	30.7	79	29.8	76	3	60-130/30	
74-95-3	Methylene bromide	ND	39.1	39.8	102	38.4	98	4	60-130/30	
75-09-2	Methylene chloride	ND	39.1	36.9	94	34.8	89	6	60-130/30	
78-93-3	Methyl ethyl ketone	ND	156	194	124	187	119	4	60-130/30	
1634-04-4	Methyl Tert Butyl Ether	ND	39.1	45.4	116	43.2	110	5	60-130/30	
91-20-3	Naphthalene	ND	39.1	33.6	86	31.9	81	5	60-130/30	
103-65-1	n-Propylbenzene	ND	39.1	35.4	91	34.3	87	3	60-130/30	
100-42-5	Styrene	ND	39.1	36.7	94	34.7	88	6	60-130/30	
994-05-8	Tert-Amyl Methyl Ether	ND	39.1	43.6	112	41.9	107	4	60-130/30	
75-65-0	Tert Butyl Alcohol	ND	195	243	124	233	119	4	60-130/30	
630-20-6	1,1,1,2-Tetrachloroethane	ND	39.1	37.4	96	35.7	91	5	60-130/30	
71-55-6	1,1,1-Trichloroethane	ND	39.1	42.2	108	39.4	100	7	60-130/30	
79-34-5	1,1,2,2-Tetrachloroethane	ND	39.1	40.2	103	39.6	101	2	60-130/30	
79-00-5	1,1,2-Trichloroethane	ND	39.1	38.9	100	36.9	94	5	60-130/30	
87-61-6	1,2,3-Trichlorobenzene	ND	39.1	33.1	85	32.2	82	3	60-130/30	
96-18-4	1,2,3-Trichloropropane	ND	39.1	41.6	106	38.9	99	7	60-130/30	
120-82-1	1,2,4-Trichlorobenzene	ND	39.1	31.7	81	30.6	78	4	60-130/30	
95-63-6	1,2,4-Trimethylbenzene	ND	39.1	35.2	90	33.8	86	4	60-130/30	
108-67-8	1,3,5-Trimethylbenzene	ND	39.1	35.9	92	35.1	89	2	60-130/30	
127-18-4	Tetrachloroethylene	ND	39.1	46.2	118	44.6	114	4	60-130/30	
108-88-3	Toluene	ND	39.1	36.8	94	35.7	91	3	60-130/30	
79-01-6	Trichloroethylene	ND	39.1	40.6	104	39.3	100	3	60-130/30	
75-69-4	Trichlorofluoromethane	ND	39.1	38.5	99	37.6	96	2	60-130/30	
75-01-4	Vinyl chloride	ND	39.1	37.4	96	36.8	94	2	60-130/30	
1330-20-7	Xylene (total)	ND	117	109	93	104	88	5	60-130/30	

CAS No.	Surrogate Recoveries	MS	MSD	C17718-1	Limits
1868-53-7	Dibromofluoromethane	102%	99%	98%	60-130%

4.4.5  
4

# Matrix Spike/Matrix Spike Duplicate Summary

**Job Number:** C17685  
**Account:** IRISECAO Iris Environmental  
**Project:** Romic Soil Investigation(Romic EPA) - 2081 Bay Road,East Palo Alto,CA

Sample	File ID	DF	Analyzed	By	Prep Date	Prep Batch	Analytical Batch
C17718-1MS	M27230.D	1	09/05/11	XB	n/a	n/a	VM864
C17718-1MSD	M27231.D	1	09/05/11	XB	n/a	n/a	VM864
C17718-1	M27229.D	1	09/05/11	XB	n/a	n/a	VM864

The QC reported here applies to the following samples:

Method: SW846 8260B

C17685-16, C17685-17, C17685-19, C17685-20, C17685-21, C17685-22, C17685-25, C17685-26, C17685-27, C17685-28, C17685-29, C17685-30, C17685-31, C17685-32

CAS No.	Surrogate Recoveries	MS	MSD	C17718-1	Limits
2037-26-5	Toluene-D8	93%	93%	97%	60-130%
460-00-4	4-Bromofluorobenzene	99%	97%	99%	60-130%

## GC/MS Semi-volatiles

5

### QC Data Summaries

---

Includes the following where applicable:

- Method Blank Summaries
- Blank Spike Summaries
- Matrix Spike and Duplicate Summaries



## Method Blank Summary

**Job Number:** C17685**Account:** IRISECAO Iris Environmental**Project:** Romic Soil Investigation(Romic EPA) - 2081 Bay Road,East Palo Alto,CA

Sample	File ID	DF	Analyzed	By	Prep Date	Prep Batch	Analytical Batch
OP4521-MB	Y9465.D	1	09/02/11	MT	09/01/11	OP4521	EY453

**The QC reported here applies to the following samples:****Method:** SW846 8270C

C17685-9, C17685-10, C17685-11, C17685-15, C17685-16, C17685-17

CAS No.	Compound	Result	RL	MDL	Units	Q
65-85-0	Benzoic acid	ND	1000	890	ug/kg	
95-57-8	2-Chlorophenol	ND	1000	680	ug/kg	
59-50-7	4-Chloro-3-methyl phenol	ND	500	420	ug/kg	
120-83-2	2,4-Dichlorophenol	ND	500	140	ug/kg	
105-67-9	2,4-Dimethylphenol	ND	500	150	ug/kg	
51-28-5	2,4-Dinitrophenol	ND	2500	850	ug/kg	
534-52-1	4,6-Dinitro-o-cresol	ND	2000	1000	ug/kg	
95-48-7	2-Methylphenol	ND	500	170	ug/kg	
	3&4-Methylphenol	ND	500	150	ug/kg	
88-75-5	2-Nitrophenol	ND	500	130	ug/kg	
100-02-7	4-Nitrophenol	ND	2000	1200	ug/kg	
87-86-5	Pentachlorophenol	ND	500	420	ug/kg	
108-95-2	Phenol	ND	2000	1300	ug/kg	
95-95-4	2,4,5-Trichlorophenol	ND	500	120	ug/kg	
88-06-2	2,4,6-Trichlorophenol	ND	500	160	ug/kg	
83-32-9	Acenaphthene	ND	1000	500	ug/kg	
208-96-8	Acenaphthylene	ND	500	200	ug/kg	
62-53-3	Aniline	ND	500	140	ug/kg	
120-12-7	Anthracene	ND	500	100	ug/kg	
103-33-3	Azobenzene	ND	500	170	ug/kg	
92-87-5	Benzidine	ND	2500	730	ug/kg	
56-55-3	Benzo(a)anthracene	ND	500	70	ug/kg	
50-32-8	Benzo(a)pyrene	ND	500	90	ug/kg	
205-99-2	Benzo(b)fluoranthene	ND	500	60	ug/kg	
191-24-2	Benzo(g,h,i)perylene	ND	500	150	ug/kg	
207-08-9	Benzo(k)fluoranthene	ND	500	120	ug/kg	
101-55-3	4-Bromophenyl phenyl ether	ND	500	150	ug/kg	
85-68-7	Butyl benzyl phthalate	ND	500	110	ug/kg	
100-51-6	Benzyl Alcohol	ND	1000	160	ug/kg	
91-58-7	2-Chloronaphthalene	ND	500	180	ug/kg	
106-47-8	4-Chloroaniline	ND	500	140	ug/kg	
86-74-8	Carbazole	ND	500	80	ug/kg	
218-01-9	Chrysene	ND	500	100	ug/kg	
111-91-1	bis(2-Chloroethoxy)methane	ND	500	180	ug/kg	
111-44-4	bis(2-Chloroethyl)ether	ND	500	230	ug/kg	
108-60-1	bis(2-Chloroisopropyl)ether	ND	500	270	ug/kg	

## Method Blank Summary

**Job Number:** C17685  
**Account:** IRISECAO Iris Environmental  
**Project:** Romic Soil Investigation(Romic EPA) - 2081 Bay Road,East Palo Alto,CA

Sample	File ID	DF	Analyzed	By	Prep Date	Prep Batch	Analytical Batch
OP4521-MB	Y9465.D	1	09/02/11	MT	09/01/11	OP4521	EY453

The QC reported here applies to the following samples:

Method: SW846 8270C

C17685-9, C17685-10, C17685-11, C17685-15, C17685-16, C17685-17

CAS No.	Compound	Result	RL	MDL	Units	Q
7005-72-3	4-Chlorophenyl phenyl ether	ND	500	190	ug/kg	
95-50-1	1,2-Dichlorobenzene	ND	500	160	ug/kg	
541-73-1	1,3-Dichlorobenzene	ND	500	150	ug/kg	
106-46-7	1,4-Dichlorobenzene	ND	500	420	ug/kg	
121-14-2	2,4-Dinitrotoluene	ND	500	460	ug/kg	
606-20-2	2,6-Dinitrotoluene	ND	1000	320	ug/kg	
91-94-1	3,3'-Dichlorobenzidine	ND	2500	140	ug/kg	
53-70-3	Dibenzo(a,h)anthracene	ND	500	130	ug/kg	
132-64-9	Dibenzofuran	ND	500	160	ug/kg	
122-39-4	Diphenylamine	ND	500	120	ug/kg	
84-74-2	Di-n-butyl phthalate	ND	500	100	ug/kg	
117-84-0	Di-n-octyl phthalate	ND	500	130	ug/kg	
84-66-2	Diethyl phthalate	ND	500	170	ug/kg	
131-11-3	Dimethyl phthalate	ND	500	180	ug/kg	
117-81-7	bis(2-Ethylhexyl)phthalate	ND	500	220	ug/kg	
206-44-0	Fluoranthene	ND	500	100	ug/kg	
86-73-7	Fluorene	ND	500	180	ug/kg	
118-74-1	Hexachlorobenzene	ND	500	130	ug/kg	
87-68-3	Hexachlorobutadiene	ND	500	190	ug/kg	
77-47-4	Hexachlorocyclopentadiene	ND	500	140	ug/kg	
67-72-1	Hexachloroethane	ND	500	160	ug/kg	
193-39-5	Indeno(1,2,3-cd)pyrene	ND	500	140	ug/kg	
78-59-1	Isophorone	ND	500	170	ug/kg	
90-12-0	1-Methylnaphthalene	ND	500	160	ug/kg	
91-57-6	2-Methylnaphthalene	ND	500	160	ug/kg	
88-74-4	2-Nitroaniline	ND	500	120	ug/kg	
99-09-2	3-Nitroaniline	ND	500	120	ug/kg	
100-01-6	4-Nitroaniline	ND	500	300	ug/kg	
91-20-3	Naphthalene	ND	500	170	ug/kg	
98-95-3	Nitrobenzene	ND	500	160	ug/kg	
62-75-9	N-Nitrosodimethylamine	ND	5000	2200	ug/kg	
621-64-7	N-Nitroso-di-n-propylamine	ND	1000	550	ug/kg	
85-01-8	Phenanthrene	ND	500	110	ug/kg	
129-00-0	Pyrene	ND	1000	680	ug/kg	
110-86-1	Pyridine	ND	2000	220	ug/kg	
120-82-1	1,2,4-Trichlorobenzene	ND	500	340	ug/kg	

## Method Blank Summary

**Job Number:** C17685  
**Account:** IRISECAO Iris Environmental  
**Project:** Romic Soil Investigation(Romic EPA) - 2081 Bay Road,East Palo Alto,CA

Sample	File ID	DF	Analyzed	By	Prep Date	Prep Batch	Analytical Batch
OP4521-MB	Y9465.D	1	09/02/11	MT	09/01/11	OP4521	EY453

The QC reported here applies to the following samples:

Method: SW846 8270C

C17685-9, C17685-10, C17685-11, C17685-15, C17685-16, C17685-17

CAS No.	Surrogate Recoveries		Limits
367-12-4	2-Fluorophenol	72%	20-100%
4165-62-2	Phenol-d5	73%	20-100%
118-79-6	2,4,6-Tribromophenol	75%	30-100%
4165-60-0	Nitrobenzene-d5	70%	20-100%
321-60-8	2-Fluorobiphenyl	71%	20-106%
1718-51-0	Terphenyl-d14	92%	55-130%

# Blank Spike/Blank Spike Duplicate Summary

**Job Number:** C17685  
**Account:** IRISECAO Iris Environmental  
**Project:** Romic Soil Investigation(Romic EPA) - 2081 Bay Road,East Palo Alto,CA

Sample	File ID	DF	Analyzed	By	Prep Date	Prep Batch	Analytical Batch
OP4521-BS	Y9466.D	1	09/02/11	MT	09/01/11	OP4521	EY453
OP4521-BSD	Y9467.D	1	09/02/11	MT	09/01/11	OP4521	EY453

The QC reported here applies to the following samples:

Method: SW846 8270C

C17685-9, C17685-10, C17685-11, C17685-15, C17685-16, C17685-17

CAS No.	Compound	Spike ug/kg	BSP ug/kg	BSP %	BSD ug/kg	BSD %	RPD	Limits Rec/RPD
65-85-0	Benzoic acid	5000	4460	89	4700	94	5	24-116/30
95-57-8	2-Chlorophenol	2500	1470	59	1630	65	10	31-130/30
59-50-7	4-Chloro-3-methyl phenol	2500	1640	66	1730	69	5	35-117/30
120-83-2	2,4-Dichlorophenol	2500	1540	62	1670	67	8	40-111/30
105-67-9	2,4-Dimethylphenol	2500	1500	60	1650	66	10	29-109/30
51-28-5	2,4-Dinitrophenol	2500	1960	78	2240	90	13	19-117/30
534-52-1	4,6-Dinitro-o-cresol	2500	1930	77	2090	84	8	28-119/30
95-48-7	2-Methylphenol	2500	1480	59	1640	66	10	33-114/30
	3&4-Methylphenol	2500	1490	60	1630	65	9	34-115/30
88-75-5	2-Nitrophenol	2500	1460	58	1630	65	11	20-116/30
100-02-7	4-Nitrophenol	2500	2070	83	2190	88	6	6-114/30
87-86-5	Pentachlorophenol	2500	2310	92	2510	100	8	10-115/30
108-95-2	Phenol	2500	1470	59	1640	66	11	28-122/30
95-95-4	2,4,5-Trichlorophenol	2500	1630	65	1710	68	5	30-111/30
88-06-2	2,4,6-Trichlorophenol	2500	1630	65	1740	70	7	30-110/30
83-32-9	Acenaphthene	2500	1550	62	1650	66	6	34-129/30
208-96-8	Acenaphthylene	2500	1520	61	1590	64	5	38-118/30
62-53-3	Aniline	2500	1320	53	1460	58	10	28-112/30
120-12-7	Anthracene	2500	1750	70	1840	74	5	41-114/30
103-33-3	Azobenzene	2500	1660	66	1740	70	5	28-114/30
92-87-5	Benzidine	5000	1920	38	1890	38	2	10-156/30
56-55-3	Benzo(a)anthracene	2500	1840	74	1950	78	6	40-116/30
50-32-8	Benzo(a)pyrene	2500	1800	72	1900	76	5	39-112/30
205-99-2	Benzo(b)fluoranthene	2500	1860	74	1940	78	4	40-117/30
191-24-2	Benzo(g,h,i)perylene	2500	1690	68	1800	72	6	36-113/30
207-08-9	Benzo(k)fluoranthene	2500	1900	76	2030	81	7	41-117/30
101-55-3	4-Bromophenyl phenyl ether	2500	1690	68	1780	71	5	30-114/30
85-68-7	Butyl benzyl phthalate	2500	2260	90	2300	92	2	27-110/30
100-51-6	Benzyl Alcohol	2500	1520	61	1740	70	13	31-112/30
91-58-7	2-Chloronaphthalene	2500	1470	59	1600	64	8	37-115/30
106-47-8	4-Chloroaniline	2500	1340	54	1470	59	9	29-95/30
86-74-8	Carbazole	2500	1790	72	1890	76	5	40-116/30
218-01-9	Chrysene	2500	1790	72	1900	76	6	40-117/30
111-91-1	bis(2-Chloroethoxy)methane	2500	1490	60	1640	66	10	31-99/30
111-44-4	bis(2-Chloroethyl)ether	2500	1420	57	1590	64	11	30-106/30
108-60-1	bis(2-Chloroisopropyl)ether	2500	1420	57	1570	63	10	24-104/30

5.2.1  
5

# Blank Spike/Blank Spike Duplicate Summary

**Job Number:** C17685

**Account:** IRISECAO Iris Environmental

**Project:** Romic Soil Investigation(Romic EPA) - 2081 Bay Road,East Palo Alto,CA

Sample	File ID	DF	Analyzed	By	Prep Date	Prep Batch	Analytical Batch
OP4521-BS	Y9466.D	1	09/02/11	MT	09/01/11	OP4521	EY453
OP4521-BSD	Y9467.D	1	09/02/11	MT	09/01/11	OP4521	EY453

The QC reported here applies to the following samples:

Method: SW846 8270C

C17685-9, C17685-10, C17685-11, C17685-15, C17685-16, C17685-17

CAS No.	Compound	Spike ug/kg	BSP ug/kg	BSP %	BSD ug/kg	BSD %	RPD	Limits Rec/RPD
7005-72-3	4-Chlorophenyl phenyl ether	2500	1590	64	1700	68	7	30-111/30
95-50-1	1,2-Dichlorobenzene	2500	1340	54	1500	60	11	27-111/30
541-73-1	1,3-Dichlorobenzene	2500	1290	52	1470	59	13	25-116/30
106-46-7	1,4-Dichlorobenzene	2500	1320	53	1480	59	11	27-120/30
121-14-2	2,4-Dinitrotoluene	2500	1710	68	1810	72	6	27-114/30
606-20-2	2,6-Dinitrotoluene	2500	1640	66	1760	70	7	27-114/30
91-94-1	3,3'-Dichlorobenzidine	5000	3080	62	3360	67	9	24-118/30
53-70-3	Dibenzo(a,h)anthracene	2500	1620	65	1740	70	7	37-115/30
132-64-9	Dibenzofuran	2500	1560	62	1650	66	6	28-113/30
122-39-4	Diphenylamine	2500	1680	67	1770	71	5	23-117/30
84-74-2	Di-n-butyl phthalate	2500	2080	83	2150	86	3	29-115/30
117-84-0	Di-n-octyl phthalate	2500	2550	102	2600	104	2	29-127/30
84-66-2	Diethyl phthalate	2500	1810	72	1870	75	3	29-116/30
131-11-3	Dimethyl phthalate	2500	1830	73	1970	79	7	30-110/30
117-81-7	bis(2-Ethylhexyl)phthalate	2500	2220	89	2290	92	3	27-121/30
206-44-0	Fluoranthene	2500	1850	74	1970	79	6	40-120/30
86-73-7	Fluorene	2500	1600	64	1680	67	5	40-119/30
118-74-1	Hexachlorobenzene	2500	1770	71	1870	75	5	28-113/30
87-68-3	Hexachlorobutadiene	2500	1430	57	1600	64	11	29-115/30
77-47-4	Hexachlorocyclopentadiene	2500	1390	56	1610	64	15	26-114/30
67-72-1	Hexachloroethane	2500	1330	53	1510	60	13	24-109/30
193-39-5	Indeno(1,2,3-cd)pyrene	2500	1510	60	1680	67	11	37-114/30
78-59-1	Isophorone	2500	1490	60	1630	65	9	28-117/30
90-12-0	1-Methylnaphthalene	2500	1480	59	1620	65	9	25-113/30
91-57-6	2-Methylnaphthalene	2500	1470	59	1610	64	9	27-113/30
88-74-4	2-Nitroaniline	2500	1610	64	1710	68	6	23-116/30
99-09-2	3-Nitroaniline	2500	1560	62	1670	67	7	29-115/30
100-01-6	4-Nitroaniline	2500	1620	65	1780	71	9	29-114/30
91-20-3	Naphthalene	2500	1440	58	1610	64	11	24-113/30
98-95-3	Nitrobenzene	2500	1410	56	1590	64	12	23-112/30
62-75-9	N-Nitrosodimethylamine	2500	1400	55	1500	61	11	20-108/30
621-64-7	N-Nitroso-di-n-propylamine	2500	1460	58	1630	65	11	26-127/30
85-01-8	Phenanthrene	2500	1730	69	1840	74	6	41-113/30
129-00-0	Pyrene	2500	2100	84	2130	85	1	45-134/30
110-86-1	Pyridine	2500	980	39	1090	44	11	20-78/30
120-82-1	1,2,4-Trichlorobenzene	2500	1430	57	1600	64	11	31-122/30

5.2.1  
5

# Blank Spike/Blank Spike Duplicate Summary

**Job Number:** C17685  
**Account:** IRISECAO Iris Environmental  
**Project:** Romic Soil Investigation(Romic EPA) - 2081 Bay Road,East Palo Alto,CA

Sample	File ID	DF	Analyzed	By	Prep Date	Prep Batch	Analytical Batch
OP4521-BS	Y9466.D	1	09/02/11	MT	09/01/11	OP4521	EY453
OP4521-BSD	Y9467.D	1	09/02/11	MT	09/01/11	OP4521	EY453

The QC reported here applies to the following samples:

Method: SW846 8270C

C17685-9, C17685-10, C17685-11, C17685-15, C17685-16, C17685-17

CAS No.	Surrogate Recoveries	BSP	BSD	Limits
367-12-4	2-Fluorophenol	60%	63%	20-100%
4165-62-2	Phenol-d5	60%	65%	20-100%
118-79-6	2,4,6-Tribromophenol	76%	80%	30-100%
4165-60-0	Nitrobenzene-d5	57%	63%	20-100%
321-60-8	2-Fluorobiphenyl	61%	64%	20-106%
1718-51-0	Terphenyl-d14	89%	89%	55-130%

5.2.1  
5

# Matrix Spike/Matrix Spike Duplicate Summary

**Job Number:** C17685  
**Account:** IRISECAO Iris Environmental  
**Project:** Romic Soil Investigation(Romic EPA) - 2081 Bay Road,East Palo Alto,CA

Sample	File ID	DF	Analyzed	By	Prep Date	Prep Batch	Analytical Batch
OP4521-MS	Y9504.D	1	09/03/11	MT	09/01/11	OP4521	EY454
OP4521-MSD	Y9505.D	1	09/03/11	MT	09/01/11	OP4521	EY454
C17685-10	Y9469.D	1	09/02/11	MT	09/01/11	OP4521	EY453

The QC reported here applies to the following samples:

Method: SW846 8270C

C17685-9, C17685-10, C17685-11, C17685-15, C17685-16, C17685-17

CAS No.	Compound	C17685-10 ug/kg	Spike Q	ug/kg	MS ug/kg	MS %	MSD ug/kg	MSD %	RPD	Limits Rec/RPD
65-85-0	Benzoic acid	ND		5000	4170	83	3900	78	7	24-116/36
95-57-8	2-Chlorophenol	ND		2500	1790	72	1640	66	9	31-130/31
59-50-7	4-Chloro-3-methyl phenol	ND		2500	2050	82	1890	76	8	35-117/38
120-83-2	2,4-Dichlorophenol	ND		2500	1960	78	1720	69	13	40-111/30
105-67-9	2,4-Dimethylphenol	ND		2500	1940	78	1680	67	14	29-109/31
51-28-5	2,4-Dinitrophenol	ND		2500	2040	82	2010	80	1	19-117/40
534-52-1	4,6-Dinitro-o-cresol	ND		2500	2260	90	2200	88	3	28-119/37
95-48-7	2-Methylphenol	ND		2500	1860	74	1680	67	10	33-114/29
	3&4-Methylphenol	ND		2500	1890	76	1710	68	10	34-115/31
88-75-5	2-Nitrophenol	ND		2500	1840	74	1620	65	13	20-116/30
100-02-7	4-Nitrophenol	ND		2500	2370	95	2480	99	5	6-114/56
87-86-5	Pentachlorophenol	ND		2500	2560	102	2460	98	4	10-115/39
108-95-2	Phenol	ND		2500	1790	72	1630	65	9	28-122/38
95-95-4	2,4,5-Trichlorophenol	ND		2500	2140	86	1950	78	9	30-111/28
88-06-2	2,4,6-Trichlorophenol	ND		2500	2020	81	1840	74	9	30-110/27
83-32-9	Acenaphthene	ND		2500	1980	79	1820	73	8	34-129/31
208-96-8	Acenaphthylene	ND		2500	1950	78	1780	71	9	38-118/30
62-53-3	Aniline	ND		2500	1190	48	1250	50	5	28-112/38
120-12-7	Anthracene	ND		2500	2300	92	2180	87	5	41-114/29
103-33-3	Azobenzene	ND		2500	1970	79	1850	74	6	28-114/27
92-87-5	Benzidine	ND		5000	ND	0* a	ND	0* a	nc	10-156/50
56-55-3	Benzo(a)anthracene	ND		2500	2510	100	2360	94	6	40-116/31
50-32-8	Benzo(a)pyrene	ND		2500	2440	98	2380	95	2	39-112/32
205-99-2	Benzo(b)fluoranthene	ND		2500	2450	98	2390	96	2	40-117/31
191-24-2	Benzo(g,h,i)perylene	ND		2500	2530	101	2170	87	15	36-113/32
207-08-9	Benzo(k)fluoranthene	ND		2500	2490	100	2500	100	0	41-117/30
101-55-3	4-Bromophenyl phenyl ether	ND		2500	2220	89	1980	79	11	30-114/26
85-68-7	Butyl benzyl phthalate	ND		2500	2660	106	2400	96	10	27-110/28
100-51-6	Benzyl Alcohol	ND		2500	1930	77	1730	69	11	31-112/34
91-58-7	2-Chloronaphthalene	ND		2500	1910	76	1700	68	12	37-115/28
106-47-8	4-Chloroaniline	ND		2500	913	37	1030	41	12	29-95/34
86-74-8	Carbazole	ND		2500	2350	94	2350	94	0	40-116/30
218-01-9	Chrysene	ND		2500	2510	100	2400	96	4	40-117/31
111-91-1	bis(2-Chloroethoxy)methane	ND		2500	1870	75	1640	66	13	31-99/30
111-44-4	bis(2-Chloroethyl)ether	ND		2500	1730	69	1530	61	12	30-106/33
108-60-1	bis(2-Chloroisopropyl)ether	ND		2500	1750	70	1580	63	10	24-104/32

5.3.1  
5

# Matrix Spike/Matrix Spike Duplicate Summary

**Job Number:** C17685  
**Account:** IRISECAO Iris Environmental  
**Project:** Romic Soil Investigation(Romic EPA) - 2081 Bay Road,East Palo Alto,CA

Sample	File ID	DF	Analyzed	By	Prep Date	Prep Batch	Analytical Batch
OP4521-MS	Y9504.D	1	09/03/11	MT	09/01/11	OP4521	EY454
OP4521-MSD	Y9505.D	1	09/03/11	MT	09/01/11	OP4521	EY454
C17685-10	Y9469.D	1	09/02/11	MT	09/01/11	OP4521	EY453

The QC reported here applies to the following samples:

Method: SW846 8270C

C17685-9, C17685-10, C17685-11, C17685-15, C17685-16, C17685-17

CAS No.	Compound	C17685-10 ug/kg	Spike Q	ug/kg	MS ug/kg	MS %	MSD ug/kg	MSD %	RPD	Limits Rec/RPD
7005-72-3	4-Chlorophenyl phenyl ether	ND		2500	2070	83	1890	76	9	30-111/26
95-50-1	1,2-Dichlorobenzene	ND		2500	1610	64	1470	59	9	27-111/35
541-73-1	1,3-Dichlorobenzene	ND		2500	1540	62	1390	56	10	25-116/36
106-46-7	1,4-Dichlorobenzene	ND		2500	1560	62	1420	57	9	27-120/30
121-14-2	2,4-Dinitrotoluene	ND		2500	2250	90	2160	86	4	27-114/38
606-20-2	2,6-Dinitrotoluene	ND		2500	2160	86	1970	79	9	27-114/30
91-94-1	3,3'-Dichlorobenzidine	ND		5000	3170	63	3600	72	13	24-118/31
53-70-3	Dibenzo(a,h)anthracene	ND		2500	2500	100	2250	90	11	37-115/29
132-64-9	Dibenzofuran	ND		2500	1980	79	1820	73	8	28-113/27
122-39-4	Diphenylamine	ND		2500	2160	86	2080	83	4	23-117/28
84-74-2	Di-n-butyl phthalate	ND		2500	2560	102	2390	96	7	29-115/27
117-84-0	Di-n-octyl phthalate	ND		2500	2600	104	2560	102	2	29-127/28
84-66-2	Diethyl phthalate	ND		2500	2090	84	1970	79	6	29-116/27
131-11-3	Dimethyl phthalate	ND		2500	2150	86	1970	79	9	30-110/26
117-81-7	bis(2-Ethylhexyl)phthalate	ND		2500	2640	106	2440	98	8	27-121/29
206-44-0	Fluoranthene	ND		2500	2380	95	2490	100	5	40-120/32
86-73-7	Fluorene	ND		2500	2050	82	1920	77	7	40-119/30
118-74-1	Hexachlorobenzene	ND		2500	2280	91	2090	84	9	28-113/27
87-68-3	Hexachlorobutadiene	ND		2500	1750	70	1510	60	15	29-115/33
77-47-4	Hexachlorocyclopentadiene	ND		2500	1310	52	1200	48	9	26-114/41
67-72-1	Hexachloroethane	ND		2500	1580	63	1440	58	9	24-109/38
193-39-5	Indeno(1,2,3-cd)pyrene	ND		2500	2520	101	2260	90	11	37-114/33
78-59-1	Isophorone	ND		2500	1890	76	1640	66	14	28-117/30
90-12-0	1-Methylnaphthalene	ND		2500	1900	76	1680	67	12	25-113/33
91-57-6	2-Methylnaphthalene	ND		2500	1890	76	1660	66	13	27-113/32
88-74-4	2-Nitroaniline	ND		2500	2060	82	1950	78	5	23-116/29
99-09-2	3-Nitroaniline	ND		2500	1630	65	1660	66	2	29-115/31
100-01-6	4-Nitroaniline	ND		2500	1770	71	1900	76	7	29-114/31
91-20-3	Naphthalene	ND		2500	1850	74	1620	65	13	24-113/32
98-95-3	Nitrobenzene	ND		2500	1760	70	1600	64	10	23-112/32
62-75-9	N-Nitrosodimethylamine	ND		2500	1500	62	1400	56	10	20-108/34
621-64-7	N-Nitroso-di-n-propylamine	ND		2500	1840	74	1690	68	8	26-127/43
85-01-8	Phenanthrene	ND		2500	2290	92	2190	88	4	41-113/32
129-00-0	Pyrene	ND		2500	2580	103	2290	92	12	45-134/33
110-86-1	Pyridine	ND		2500	1130	45	986	39	14	20-78/38
120-82-1	1,2,4-Trichlorobenzene	ND		2500	1760	70	1530	61	14	31-122/44

5.3.1  
5



# Matrix Spike/Matrix Spike Duplicate Summary

**Job Number:** C17685  
**Account:** IRISECAO Iris Environmental  
**Project:** Romic Soil Investigation(Romic EPA) - 2081 Bay Road,East Palo Alto,CA

Sample	File ID	DF	Analyzed	By	Prep Date	Prep Batch	Analytical Batch
OP4521-MS	Y9504.D	1	09/03/11	MT	09/01/11	OP4521	EY454
OP4521-MSD	Y9505.D	1	09/03/11	MT	09/01/11	OP4521	EY454
C17685-10	Y9469.D	1	09/02/11	MT	09/01/11	OP4521	EY453

**The QC reported here applies to the following samples:** **Method:** SW846 8270C

C17685-9, C17685-10, C17685-11, C17685-15, C17685-16, C17685-17

CAS No.	Surrogate Recoveries	MS	MSD	C17685-10	Limits
367-12-4	2-Fluorophenol	68%	64%	46%	20-100%
4165-62-2	Phenol-d5	72%	67%	48%	20-100%
118-79-6	2,4,6-Tribromophenol	96%	91%	80%	30-100%
4165-60-0	Nitrobenzene-d5	69%	65%	47%	20-100%
321-60-8	2-Fluorobiphenyl	75%	69%	49%	20-106%
1718-51-0	Terphenyl-d14	104%	95%	105%	55-130%

(a) Outside control limits due to matrix interference.

5.3.1  
5

## GC Volatiles

---

## QC Data Summaries

---

Includes the following where applicable:

- Method Blank Summaries
- Blank Spike Summaries
- Matrix Spike and Duplicate Summaries

## Method Blank Summary

**Job Number:** C17685  
**Account:** IRISECAO Iris Environmental  
**Project:** Romic Soil Investigation(Romic EPA) - 2081 Bay Road,East Palo Alto,CA

Sample	File ID	DF	Analyzed	By	Prep Date	Prep Batch	Analytical Batch
GJK928-MB	JK22518.D	1	09/07/11	TT	n/a	n/a	GJK928

The QC reported here applies to the following samples:

Method: SW846 8015B

C17685-9, C17685-10, C17685-11, C17685-15, C17685-16, C17685-17

CAS No.	Compound	Result	RL	MDL	Units	Q
	TPH-GRO (C6-C10)	ND	0.10	0.050	mg/kg	

CAS No.	Surrogate Recoveries	Limits
98-08-8	aaa-Trifluorotoluene	97% 60-157%

# Blank Spike/Blank Spike Duplicate Summary

**Job Number:** C17685  
**Account:** IRISECAO Iris Environmental  
**Project:** Romic Soil Investigation(Romic EPA) - 2081 Bay Road,East Palo Alto,CA

Sample	File ID	DF	Analyzed	By	Prep Date	Prep Batch	Analytical Batch
GJK928-BS	JK22519.D	1	09/07/11	TT	n/a	n/a	GJK928
GJK928-BSD	JK22520.D	1	09/07/11	TT	n/a	n/a	GJK928

The QC reported here applies to the following samples: Method: SW846 8015B

C17685-9, C17685-10, C17685-11, C17685-15, C17685-16, C17685-17

CAS No.	Compound	Spike mg/kg	BSP mg/kg	BSP %	BSD mg/kg	BSD %	RPD	Limits Rec/RPD
	TPH-GRO (C6-C10)	0.5	0.503	101	0.526	105	4	65-135/30

CAS No.	Surrogate Recoveries	BSP	BSD	Limits
98-08-8	aaa-Trifluorotoluene	95%	94%	60-157%

6.2.1  
6

# Matrix Spike/Matrix Spike Duplicate Summary

**Job Number:** C17685  
**Account:** IRISECAO Iris Environmental  
**Project:** Romic Soil Investigation(Romic EPA) - 2081 Bay Road,East Palo Alto,CA

Sample	File ID	DF	Analyzed	By	Prep Date	Prep Batch	Analytical Batch
C17729-3MS	JK22527.D	1	09/08/11	TT	n/a	n/a	GJK928
C17729-3MSD	JK22528.D	1	09/08/11	TT	n/a	n/a	GJK928
C17729-3	JK22523.D	1	09/08/11	TT	n/a	n/a	GJK928

The QC reported here applies to the following samples: Method: SW846 8015B

C17685-9, C17685-10, C17685-11, C17685-15, C17685-16, C17685-17

CAS No.	Compound	C17729-3 mg/kg	Spike mg/kg	MS mg/kg	MS %	MSD mg/kg	MSD %	RPD	Limits Rec/RPD
	TPH-GRO (C6-C10)	ND	0.494	0.498	101	0.508	105	2	65-135/25

CAS No.	Surrogate Recoveries	MS	MSD	C17729-3	Limits
98-08-8	aaa-Trifluorotoluene	96%	94%	96%	60-157%

## GC Semi-volatiles

---

## QC Data Summaries

---

Includes the following where applicable:

- Method Blank Summaries
- Blank Spike Summaries
- Matrix Spike and Duplicate Summaries

# Method Blank Summary

**Job Number:** C17685  
**Account:** IRISECAO Iris Environmental  
**Project:** Romic Soil Investigation(Romic EPA) - 2081 Bay Road,East Palo Alto,CA

Sample	File ID	DF	Analyzed	By	Prep Date	Prep Batch	Analytical Batch
OP4509-MB	PP21862.D	1	09/06/11	RV	08/31/11	OP4509	GPP727

**The QC reported here applies to the following samples:** **Method:** SW846 8081A

C17685-9, C17685-10, C17685-11, C17685-15, C17685-16, C17685-17

CAS No.	Compound	Result	RL	MDL	Units	Q
309-00-2	Aldrin	ND	10	1.2	ug/kg	
319-84-6	alpha-BHC	ND	10	1.1	ug/kg	
319-85-7	beta-BHC	ND	10	2.4	ug/kg	
319-86-8	delta-BHC	ND	10	1.2	ug/kg	
58-89-9	gamma-BHC (Lindane)	ND	10	1.2	ug/kg	
12789-03-6	Chlordane	ND	100	100	ug/kg	
60-57-1	Dieldrin	ND	10	1.8	ug/kg	
72-54-8	4,4' -DDD	ND	10	2.1	ug/kg	
72-55-9	4,4' -DDE	ND	10	1.8	ug/kg	
50-29-3	4,4' -DDT	ND	10	1.5	ug/kg	
72-20-8	Endrin	ND	10	1.8	ug/kg	
7421-93-4	Endrin aldehyde	ND	10	1.8	ug/kg	
959-98-8	Endosulfan-I	ND	10	1.7	ug/kg	
33213-65-9	Endosulfan-II	ND	10	1.8	ug/kg	
1031-07-8	Endosulfan sulfate	ND	10	1.7	ug/kg	
76-44-8	Heptachlor	ND	10	1.4	ug/kg	
1024-57-3	Heptachlor epoxide	ND	10	1.5	ug/kg	
72-43-5	Methoxychlor	ND	10	1.6	ug/kg	
8001-35-2	Toxaphene	ND	100	100	ug/kg	

CAS No.	Surrogate Recoveries	Limits	
877-09-8	Tetrachloro-m-xylene	62%	35-132%
877-09-8	Tetrachloro-m-xylene	67%	35-132%
2051-24-3	Decachlorobiphenyl	89%	35-132%
2051-24-3	Decachlorobiphenyl	92%	35-132%

7.1.1  
7

# Method Blank Summary

**Job Number:** C17685  
**Account:** IRISECAO Iris Environmental  
**Project:** Romic Soil Investigation(Romic EPA) - 2081 Bay Road,East Palo Alto,CA

Sample	File ID	DF	Analyzed	By	Prep Date	Prep Batch	Analytical Batch
OP4510-MB	PP21712.D	1	09/02/11	RV	08/31/11	OP4510	GPP724

**The QC reported here applies to the following samples:** **Method:** SW846 8082

C17685-1, C17685-2, C17685-3, C17685-4, C17685-5, C17685-9, C17685-10, C17685-11, C17685-15, C17685-16, C17685-17, C17685-18, C17685-19, C17685-20, C17685-20A

CAS No.	Compound	Result	RL	MDL	Units	Q
12674-11-2	Aroclor 1016	ND	100	17	ug/kg	
11104-28-2	Aroclor 1221	ND	100	50	ug/kg	
11141-16-5	Aroclor 1232	ND	100	50	ug/kg	
53469-21-9	Aroclor 1242	ND	100	50	ug/kg	
12672-29-6	Aroclor 1248	ND	100	50	ug/kg	
11097-69-1	Aroclor 1254	ND	100	50	ug/kg	
11096-82-5	Aroclor 1260	ND	100	20	ug/kg	

CAS No.	Surrogate Recoveries	Result	Limits
877-09-8	Tetrachloro-m-xylene	54%	45-108%
877-09-8	Tetrachloro-m-xylene	54%	45-108%
2051-24-3	Decachlorobiphenyl	82%	54-121%
2051-24-3	Decachlorobiphenyl	81%	54-121%

7.1.2  
7



# Method Blank Summary

**Job Number:** C17685  
**Account:** IRISECAO Iris Environmental  
**Project:** Romic Soil Investigation(Romic EPA) - 2081 Bay Road,East Palo Alto,CA

Sample	File ID	DF	Analyzed	By	Prep Date	Prep Batch	Analytical Batch
OP4501-MB	HH16518.D	1	08/31/11	JH	08/30/11	OP4501	GHH553

The QC reported here applies to the following samples:

Method: SW846 8015B M

C17685-9, C17685-10, C17685-11, C17685-15, C17685-16, C17685-17

CAS No.	Compound	Result	RL	MDL	Units	Q
	TPH (C10-C28)	ND	10	5.0	mg/kg	
	TPH (> C28-C40)	ND	20	10	mg/kg	

CAS No.	Surrogate Recoveries	Limits
630-01-3	Hexacosane	74% 45-140%

# Blank Spike/Blank Spike Duplicate Summary

**Job Number:** C17685  
**Account:** IRISECAO Iris Environmental  
**Project:** Romic Soil Investigation(Romic EPA) - 2081 Bay Road,East Palo Alto,CA

Sample	File ID	DF	Analyzed	By	Prep Date	Prep Batch	Analytical Batch
OP4509-BS	PP21860.D	1	09/06/11	RV	08/31/11	OP4509	GPP727
OP4509-BSD	PP21861.D	1	09/06/11	RV	08/31/11	OP4509	GPP727

The QC reported here applies to the following samples: Method: SW846 8081A

C17685-9, C17685-10, C17685-11, C17685-15, C17685-16, C17685-17

CAS No.	Compound	Spike ug/kg	BSP ug/kg	BSP %	BSD ug/kg	BSD %	RPD	Limits Rec/RPD
309-00-2	Aldrin	100	83.6	84	62.8	63	28	40-140/30
319-84-6	alpha-BHC	100	83.8	84	69.8	70	18	40-140/30
319-85-7	beta-BHC	100	95.0	95	75.2	75	23	40-140/30
319-86-8	delta-BHC	100	106	106	83.8	84	23	40-140/30
58-89-9	gamma-BHC (Lindane)	100	89.5	90	70.3	70	24	40-140/30
60-57-1	Dieldrin	100	94.9	95	79.0	79	18	40-145/30
72-54-8	4,4'-DDD	100	104	104	96.5	97	7	40-140/30
72-55-9	4,4'-DDE	100	98.1	98	81.0	81	19	40-140/30
50-29-3	4,4'-DDT	100	117	117	110	110	6	40-140/30
72-20-8	Endrin	100	108	108	89.5	90	19	40-140/30
7421-93-4	Endrin aldehyde	100	107	107	102	102	5	40-140/30
959-98-8	Endosulfan-I	100	93.6	94	74.7	75	22	40-140/30
33213-65-9	Endosulfan-II	100	107	107	98.7	99	8	40-140/30
1031-07-8	Endosulfan sulfate	100	113	113	111	111	2	40-140/30
76-44-8	Heptachlor	100	87.6	88	74.0	74	17	40-140/30
1024-57-3	Heptachlor epoxide	100	90.7	91	71.8	72	23	40-140/30
72-43-5	Methoxychlor	100	118	118	118	118	0	40-140/30

CAS No.	Surrogate Recoveries	BSP	BSD	Limits
877-09-8	Tetrachloro-m-xylene	74%	65%	35-132%
877-09-8	Tetrachloro-m-xylene	78%	71%	35-132%
2051-24-3	Decachlorobiphenyl	92%	92%	35-132%
2051-24-3	Decachlorobiphenyl	95%	95%	35-132%

7.2.1  
7

# Blank Spike/Blank Spike Duplicate Summary

**Job Number:** C17685  
**Account:** IRISECAO Iris Environmental  
**Project:** Romic Soil Investigation(Romic EPA) - 2081 Bay Road,East Palo Alto,CA

Sample	File ID	DF	Analyzed	By	Prep Date	Prep Batch	Analytical Batch
OP4510-BS	PP21724.D	1	09/02/11	RV	08/31/11	OP4510	GPP724
OP4510-BSD	PP21725.D	1	09/02/11	RV	08/31/11	OP4510	GPP724

The QC reported here applies to the following samples: Method: SW846 8082

C17685-1, C17685-2, C17685-3, C17685-4, C17685-5, C17685-9, C17685-10, C17685-11, C17685-15, C17685-16, C17685-17, C17685-18, C17685-19, C17685-20, C17685-20A

CAS No.	Compound	Spike ug/kg	BSP ug/kg	BSP %	BSD ug/kg	BSD %	RPD	Limits Rec/RPD
12674-11-2	Aroclor 1016	400	286	72	260	65	10	40-145/30
11096-82-5	Aroclor 1260	400	349	87	336	84	4	40-145/30

CAS No.	Surrogate Recoveries	BSP	BSD	Limits
877-09-8	Tetrachloro-m-xylene	72%	67%	45-108%
877-09-8	Tetrachloro-m-xylene	76%	75%	45-108%
2051-24-3	Decachlorobiphenyl	93%	92%	54-121%
2051-24-3	Decachlorobiphenyl	89%	88%	54-121%

7.2.2  
7

# Blank Spike/Blank Spike Duplicate Summary

**Job Number:** C17685  
**Account:** IRISECAO Iris Environmental  
**Project:** Romic Soil Investigation(Romic EPA) - 2081 Bay Road,East Palo Alto,CA

Sample	File ID	DF	Analyzed	By	Prep Date	Prep Batch	Analytical Batch
OP4501-BS	HH16519.D	1	08/31/11	JH	08/30/11	OP4501	GHH553
OP4501-BSD	HH16520.D	1	08/31/11	JH	08/30/11	OP4501	GHH553

The QC reported here applies to the following samples: Method: SW846 8015B M

C17685-9, C17685-10, C17685-11, C17685-15, C17685-16, C17685-17

CAS No.	Compound	Spike mg/kg	BSP mg/kg	BSP %	BSD mg/kg	BSD %	RPD	Limits Rec/RPD
	TPH (C10-C28)	100	62.8	63	61.2	61	3	45-140/30
	TPH (> C28-C40)	100	72.4	72	73.4	73	1	45-140/30

CAS No.	Surrogate Recoveries	BSP	BSD	Limits
630-01-3	Hexacosane	76%	73%	45-140%

7.2.3  
7

# Matrix Spike/Matrix Spike Duplicate Summary

**Job Number:** C17685  
**Account:** IRISECAO Iris Environmental  
**Project:** Romic Soil Investigation(Romic EPA) - 2081 Bay Road,East Palo Alto,CA

Sample	File ID	DF	Analyzed	By	Prep Date	Prep Batch	Analytical Batch
OP4509-MS	PP21857.D	3	09/06/11	RV	08/31/11	OP4509	GPP727
OP4509-MSD	PP21858.D	3	09/06/11	RV	08/31/11	OP4509	GPP727
C17685-15	PP21856.D	2	09/06/11	RV	08/31/11	OP4509	GPP727

**The QC reported here applies to the following samples:** **Method:** SW846 8081A

C17685-9, C17685-10, C17685-11, C17685-15, C17685-16, C17685-17

CAS No.	Compound	C17685-15 ug/kg	Spike Q	ug/kg	MS ug/kg	MS %	MSD ug/kg	MSD %	RPD	Limits Rec/RPD
309-00-2	Aldrin	ND		100	66.5	67	61.6	62	8	40-140/40
319-84-6	alpha-BHC	ND		100	59.4	59	54.4	54	9	40-140/40
319-85-7	beta-BHC	ND		100	88.8	89	85.3	85	4	40-140/40
319-86-8	delta-BHC	ND		100	89.7	90	82.4	82	8	40-140/40
58-89-9	gamma-BHC (Lindane)	ND		100	69.0	69	62.3	62	10	40-140/40
60-57-1	Dieldrin	ND		100	78.0	78	70.6	71	10	40-145/40
72-54-8	4,4'-DDD	6.6	J	100	92.5	86	86.4	80	7	40-140/40
72-55-9	4,4'-DDE	4.5	J	100	89.9	85	76.9	72	16	40-140/40
50-29-3	4,4'-DDT	ND		100	92.4	92	77.5	78	18	40-140/40
72-20-8	Endrin	ND		100	95.5	96	84.6	85	12	40-145/40
7421-93-4	Endrin aldehyde	ND		100	66.7	67	64.2	64	4	40-140/40
959-98-8	Endosulfan-I	ND		100	79.2	79	71.2	71	11	40-140/40
33213-65-9	Endosulfan-II	ND		100	84.2	84	71.8	72	16	40-140/40
1031-07-8	Endosulfan sulfate	ND		100	86.2	86	80.4	80	7	40-140/40
76-44-8	Heptachlor	ND		100	71.3	71	65.9	66	8	40-140/40
1024-57-3	Heptachlor epoxide	ND		100	77.2	77	69.8	70	10	40-140/40
72-43-5	Methoxychlor	ND		100	92.5	93	83.4	83	10	40-140/40

CAS No.	Surrogate Recoveries	MS	MSD	C17685-15	Limits
877-09-8	Tetrachloro-m-xylene	55%	56%	66%	35-132%
877-09-8	Tetrachloro-m-xylene	59%	58%	68%	35-132%
2051-24-3	Decachlorobiphenyl	84%	80%	91%	35-132%
2051-24-3	Decachlorobiphenyl	86%	81%	89%	35-132%

7.3.1  
7

# Matrix Spike/Matrix Spike Duplicate Summary

**Job Number:** C17685  
**Account:** IRISECAO Iris Environmental  
**Project:** Romic Soil Investigation(Romic EPA) - 2081 Bay Road,East Palo Alto,CA

Sample	File ID	DF	Analyzed	By	Prep Date	Prep Batch	Analytical Batch
OP4510-MS	PP21708.D	3	09/02/11	RV	08/31/11	OP4510	GPP724
OP4510-MSD	PP21709.D	3	09/02/11	RV	08/31/11	OP4510	GPP724
C17685-15 <sup>a</sup>	PP21703.D	3	09/02/11	RV	08/31/11	OP4510	GPP724

**The QC reported here applies to the following samples:** **Method:** SW846 8082

C17685-1, C17685-2, C17685-3, C17685-4, C17685-5, C17685-9, C17685-10, C17685-11, C17685-15, C17685-16, C17685-17, C17685-18, C17685-19, C17685-20, C17685-20A

CAS No.	Compound	C17685-15 ug/kg	Spike Q	ug/kg	MS ug/kg	MS %	MSD ug/kg	MSD %	RPD	Limits Rec/RPD
12674-11-2	Aroclor 1016	ND	400	246	62	219	55	12	40-145/40	
11096-82-5	Aroclor 1260	ND	400	277	69	274	69	1	40-145/40	

CAS No.	Surrogate Recoveries	MS	MSD	C17685-15	Limits
877-09-8	Tetrachloro-m-xylene	52%	49%	66%	45-108%
877-09-8	Tetrachloro-m-xylene	54%	50%	68%	45-108%
2051-24-3	Decachlorobiphenyl	107%	65%	100%	54-121%
2051-24-3	Decachlorobiphenyl	110%	59%	83%	54-121%

(a) Reporting limits raised due to high concentration of non-target compounds (hydrocarbons).

7.3.2  
7

## Metals Analysis

---

### QC Data Summaries

---

Includes the following where applicable:

- Method Blank Summaries
- Matrix Spike and Duplicate Summaries
- Blank Spike and Lab Control Sample Summaries
- Serial Dilution Summaries

BLANK RESULTS SUMMARY  
Part 2 - Method Blanks

Login Number: C17685  
Account: IRISECAO - Iris Environmental  
Project: Romic Soil Investigation(Romic EPA) - 2081 Bay Road,East Palo Alto,CA

QC Batch ID: MP3905  
Matrix Type: SOLID

Methods: SW846 6010B  
Units: mg/kg

Prep Date: 08/31/11

Metal	RL	IDL	MDL	MB raw	final
Aluminum	20	1.3	2		
Antimony	2.0	.07	.087	0.13	<2.0
Arsenic	2.0	.07	.07	-0.020	<2.0
Barium	20	.04	.035	0.16	<20
Beryllium	1.0	.02	.012	-0.020	<1.0
Boron	10	.09	.2		
Cadmium	1.0	.02	.015	-0.010	<1.0
Calcium	500	.71	7.6		
Chromium	1.0	.03	.054	0.050	<1.0
Cobalt	1.0	.02	.022	-0.020	<1.0
Copper	2.5	.12	.19	0.37	<2.5
Iron	20	.64	1.6		
Lead	2.0	.07	.054	0.010	<2.0
Magnesium	500	2.7	1.5		
Manganese	1.5	.01	.054		
Molybdenum	2.0	.02	.024	0.060	<2.0
Nickel	1.0	.02	.024	0.030	<1.0
Potassium	1000	1.8	1.3		
Selenium	2.0	.18	.23	-0.050	<2.0
Silicon		.12			
Silver	1.0	.03	.044	0.070	<1.0
Sodium	1000	1.5	4.8		
Strontium	1.0	.02	.017		
Thallium	2.0	.05	.073	0.0	<2.0
Tin	50	.02	.41		
Titanium	1.0	.04	.079		
Vanadium	1.0	.03	.025	0.020	<1.0
Zinc	2.0	.03	.098	0.55	<2.0

Associated samples MP3905: C17685-1, C17685-2, C17685-3, C17685-4, C17685-5, C17685-6, C17685-7, C17685-8, C17685-9, C17685-10, C17685-11, C17685-12, C17685-13, C17685-14, C17685-15, C17685-16, C17685-17, C17685-18, C17685-19, C17685-20

Results < IDL are shown as zero for calculation purposes  
(\* ) Outside of QC limits  
(anr) Analyte not requested



MATRIX SPIKE AND DUPLICATE RESULTS SUMMARY

Login Number: C17685  
 Account: IRISECAO - Iris Environmental  
 Project: Romic Soil Investigation(Romic EPA) - 2081 Bay Road,East Palo Alto,CA

QC Batch ID: MP3905  
 Matrix Type: SOLID

Methods: SW846 6010B  
 Units: mg/kg

Prep Date: 08/31/11

Metal	C17685-2 Original MS		SpikeLot MPIR4A	% Rec	QC Limits
Aluminum					
Antimony	1.4	14.3	45.5	28.4N(a)	75-125
Arsenic	6.7	46.1	45.5	86.7	75-125
Barium	162	204	45.5	92.4	75-125
Beryllium	0.39	40.8	45.5	88.9	75-125
Boron					
Cadmium	0.24	40.0	45.5	87.5	75-125
Calcium					
Chromium	44.9	85.4	45.5	89.1	75-125
Cobalt	10	48.8	45.5	85.4	75-125
Copper	23.1	63.3	45.5	88.4	75-125
Iron					
Lead	14.4	56.8	45.5	93.3	75-125
Magnesium					
Manganese					
Molybdenum	0.57	37.7	45.5	81.7	75-125
Nickel	42.2	82.6	45.5	88.9	75-125
Potassium					
Selenium	0.88	39.3	45.5	84.5	75-125
Silicon					
Silver	0.33	41.2	45.5	89.9	75-125
Sodium					
Strontium					
Thallium	0.54	42.7	45.5	92.8	75-125
Tin					
Titanium					
Vanadium	43.2	82.3	45.5	86.0	75-125
Zinc	61.8	104	45.5	92.8	75-125

Associated samples MP3905: C17685-1, C17685-2, C17685-3, C17685-4, C17685-5, C17685-6, C17685-7, C17685-8, C17685-9, C17685-10, C17685-11, C17685-12, C17685-13, C17685-14, C17685-15, C17685-16, C17685-17, C17685-18, C17685-19, C17685-20

Results < IDL are shown as zero for calculation purposes  
 (\*) Outside of QC limits  
 (N) Matrix Spike Rec. outside of QC limits  
 (anr) Analyte not requested  
 (a) Spike recovery indicates possible matrix interference.

MATRIX SPIKE AND DUPLICATE RESULTS SUMMARY

Login Number: C17685  
 Account: IRISECAO - Iris Environmental  
 Project: Romco Soil Investigation(Romco EPA) - 2081 Bay Road,East Palo Alto,CA

QC Batch ID: MP3905  
 Matrix Type: SOLID

Methods: SW846 6010B  
 Units: mg/kg

Prep Date: 08/31/11

Metal	C17685-2 Original	MSD	Spike/lot MPIR4A	% Rec	MSD RPD	QC Limit
Aluminum						
Antimony	1.4	14.2	45	28.4N(a)	0.7	20
Arsenic	6.7	45.0	45	85.0	2.4	20
Barium	162	200	45	84.4	2.0	20
Beryllium	0.39	40.0	45	87.9	2.0	20
Boron						
Cadmium	0.24	39.3	45	86.7	1.8	20
Calcium						
Chromium	44.9	85.6	45	90.4	0.2	20
Cobalt	10	47.1	45	82.4	3.5	20
Copper	23.1	61.5	45	85.2	2.9	20
Iron						
Lead	14.4	56.6	45	93.7	0.4	20
Magnesium						
Manganese						
Molybdenum	0.57	36.8	45	80.4	2.4	20
Nickel	42.2	80.4	45	84.8	2.7	20
Potassium						
Selenium	0.88	38.6	45	83.7	1.8	20
Silicon						
Silver	0.33	40.4	45	89.0	2.0	20
Sodium						
Strontium						
Thallium	0.54	41.8	45	91.6	2.1	20
Tin						
Titanium						
Vanadium	43.2	82.3	45	86.8	0.0	20
Zinc	61.8	103	45	91.5	1.0	20

Associated samples MP3905: C17685-1, C17685-2, C17685-3, C17685-4, C17685-5, C17685-6, C17685-7, C17685-8, C17685-9, C17685-10, C17685-11, C17685-12, C17685-13, C17685-14, C17685-15, C17685-16, C17685-17, C17685-18, C17685-19, C17685-20

Results < IDL are shown as zero for calculation purposes  
 (\*) Outside of QC limits  
 (N) Matrix Spike Rec. outside of QC limits  
 (anr) Analyte not requested  
 (a) Spike recovery indicates possible matrix interference.

8.12  
**8**

SPIKE BLANK AND LAB CONTROL SAMPLE SUMMARY

Login Number: C17685  
 Account: IRISECAO - Iris Environmental  
 Project: Romic Soil Investigation(Romic EPA) - 2081 Bay Road,East Palo Alto,CA

QC Batch ID: MP3905  
 Matrix Type: SOLID

Methods: SW846 6010B  
 Units: mg/kg

Prep Date: 08/31/11

Metal	BSP Result	Spikelot MPIR4A	% Rec	QC Limits
Aluminum				
Antimony	46.3	50	92.6	80-120
Arsenic	47.0	50	94.0	80-120
Barium	47.0	50	94.0	80-120
Beryllium	46.5	50	93.0	80-120
Boron				
Cadmium	46.4	50	92.8	80-120
Calcium				
Chromium	48.7	50	97.4	80-120
Cobalt	48.4	50	96.8	80-120
Copper	46.4	50	92.8	80-120
Iron				
Lead	44.8	50	89.6	80-120
Magnesium				
Manganese				
Molybdenum	47.8	50	95.6	80-120
Nickel	46.3	50	92.6	80-120
Potassium				
Selenium	45.9	50	91.8	80-120
Silicon				
Silver	47.3	50	94.6	80-120
Sodium				
Strontium				
Thallium	46.4	50	92.8	80-120
Tin				
Titanium				
Vanadium	46.5	50	93.0	80-120
Zinc	50.1	50	100.2	80-120

Associated samples MP3905: C17685-1, C17685-2, C17685-3, C17685-4, C17685-5, C17685-6, C17685-7, C17685-8, C17685-9, C17685-10, C17685-11, C17685-12, C17685-13, C17685-14, C17685-15, C17685-16, C17685-17, C17685-18, C17685-19, C17685-20

Results < IDL are shown as zero for calculation purposes  
 (\*) Outside of QC limits  
 (anr) Analyte not requested

SERIAL DILUTION RESULTS SUMMARY

Login Number: C17685  
 Account: IRISECAO - Iris Environmental  
 Project: Romic Soil Investigation(Romic EPA) - 2081 Bay Road,East Palo Alto,CA

QC Batch ID: MP3905  
 Matrix Type: SOLID

Methods: SW846 6010B  
 Units: ug/l

Prep Date: 08/31/11

Metal	C17685-2 Original SDL 1:5		%DIF	QC Limits
Aluminum				
Antimony	14.1	8.10	42.6 (a)	0-10
Arsenic	70.1	78.0	11.3*(b)	0-10
Barium	1690	1980	17.3*(b)	0-10
Beryllium	4.10	4.40	7.3	0-10
Boron				
Cadmium	2.50	1.70	32.0 (a)	0-10
Calcium				
Chromium	467	538	15.2*(b)	0-10
Cobalt	104	117	12.1*(b)	0-10
Copper	240	280	16.4*(b)	0-10
Iron				
Lead	150	152	1.4	0-10
Magnesium				
Manganese				
Molybdenum	5.90	6.00	1.7	0-10
Nickel	439	447	1.7	0-10
Potassium				
Selenium	9.10	13.4	47.3 (a)	0-10
Silicon				
Silver	3.40	10.9	220.6(a)	0-10
Sodium				
Strontium				
Thallium	5.60	10.7	91.1 (a)	0-10
Tin				
Titanium				
Vanadium	450	520	15.7*(b)	0-10
Zinc	643	719	11.9*(b)	0-10

Associated samples MP3905: C17685-1, C17685-2, C17685-3, C17685-4, C17685-5, C17685-6, C17685-7, C17685-8, C17685-9, C17685-10, C17685-11, C17685-12, C17685-13, C17685-14, C17685-15, C17685-16, C17685-17, C17685-18, C17685-19, C17685-20

Results < IDL are shown as zero for calculation purposes

(\*) Outside of QC limits

(anr) Analyte not requested

(a) Percent difference acceptable due to low initial sample concentration (< 50 times IDL).

(b) Serial dilution indicates possible matrix interference.

BLANK RESULTS SUMMARY  
Part 2 - Method Blanks

Login Number: C17685  
Account: IRISECAO - Iris Environmental  
Project: Romic Soil Investigation(Romic EPA) - 2081 Bay Road,East Palo Alto,CA

QC Batch ID: MP3908  
Matrix Type: SOLID

Methods: SW846 6010B  
Units: mg/kg

Prep Date: 08/31/11

Metal	RL	IDL	MDL	MB raw	final
Aluminum	20	1.3	2		
Antimony	2.0	.07	.087		
Arsenic	2.0	.07	.07	0.060	<2.0
Barium	20	.04	.035		
Beryllium	1.0	.02	.012		
Boron	10	.09	.2		
Cadmium	1.0	.02	.015		
Calcium	500	.71	7.6		
Chromium	1.0	.03	.054		
Cobalt	1.0	.02	.022		
Copper	2.5	.12	.19		
Iron	20	.64	1.6		
Lead	2.0	.07	.054	-0.010	<2.0
Magnesium	500	2.7	1.5		
Manganese	1.5	.01	.054		
Molybdenum	2.0	.02	.024		
Nickel	1.0	.02	.024		
Potassium	1000	1.8	1.3		
Selenium	2.0	.18	.23		
Silicon		.12			
Silver	1.0	.03	.044		
Sodium	1000	1.5	4.8		
Strontium	1.0	.02	.017		
Thallium	2.0	.05	.073		
Tin	50	.02	.41		
Titanium	1.0	.04	.079		
Vanadium	1.0	.03	.025		
Zinc	2.0	.03	.098		

Associated samples MP3908: C17685-22, C17685-23, C17685-24, C17685-25, C17685-26, C17685-27, C17685-29, C17685-30, C17685-31, C17685-20A, C17685-27A, C17685-31A

Results < IDL are shown as zero for calculation purposes  
(\* ) Outside of QC limits  
(anr) Analyte not requested

8.2.1  
8

MATRIX SPIKE AND DUPLICATE RESULTS SUMMARY

Login Number: C17685  
 Account: IRISECAO - Iris Environmental  
 Project: Romic Soil Investigation(Romic EPA) - 2081 Bay Road,East Palo Alto,CA

QC Batch ID: MP3908  
 Matrix Type: SOLID

Methods: SW846 6010B  
 Units: mg/kg

Prep Date: 08/31/11

Metal	C17685-27 Original MS		Spike/lot MPIR4A	% Rec	QC Limits
Aluminum					
Antimony	anr				
Arsenic	3.4	45.7	46.7	90.5	75-125
Barium	anr				
Beryllium	anr				
Boron					
Cadmium	anr				
Calcium					
Chromium	anr				
Cobalt	anr				
Copper	anr				
Iron					
Lead	4.8	47.2	46.7	90.7	75-125
Magnesium					
Manganese					
Molybdenum	anr				
Nickel	anr				
Potassium					
Selenium	anr				
Silicon					
Silver	anr				
Sodium					
Strontium					
Thallium	anr				
Tin					
Titanium					
Vanadium	anr				
Zinc	anr				

Associated samples MP3908: C17685-22, C17685-23, C17685-24, C17685-25, C17685-26, C17685-27, C17685-29, C17685-30, C17685-31, C17685-20A, C17685-27A, C17685-31A

Results < IDL are shown as zero for calculation purposes  
 (\*) Outside of QC limits  
 (N) Matrix Spike Rec. outside of QC limits  
 (anr) Analyte not requested

MATRIX SPIKE AND DUPLICATE RESULTS SUMMARY

Login Number: C17685  
 Account: IRISECAO - Iris Environmental  
 Project: Romic Soil Investigation(Romic EPA) - 2081 Bay Road,East Palo Alto,CA

QC Batch ID: MP3908  
 Matrix Type: SOLID

Methods: SW846 6010B  
 Units: mg/kg

Prep Date: 08/31/11

Metal	C17685-27 Original MSD		SpikeLot MPIR4A	% Rec	MSD RPD	QC Limit
Aluminum						
Antimony	anr					
Arsenic	3.4	45.0	45.5	91.5	1.5	20
Barium	anr					
Beryllium	anr					
Boron						
Cadmium	anr					
Calcium						
Chromium	anr					
Cobalt	anr					
Copper	anr					
Iron						
Lead	4.8	46.4	45.5	91.5	1.7	20
Magnesium						
Manganese						
Molybdenum	anr					
Nickel	anr					
Potassium						
Selenium	anr					
Silicon						
Silver	anr					
Sodium						
Strontium						
Thallium	anr					
Tin						
Titanium						
Vanadium	anr					
Zinc	anr					

Associated samples MP3908: C17685-22, C17685-23, C17685-24, C17685-25, C17685-26, C17685-27, C17685-29, C17685-30, C17685-31, C17685-20A, C17685-27A, C17685-31A

Results < IDL are shown as zero for calculation purposes  
 (\*) Outside of QC limits  
 (N) Matrix Spike Rec. outside of QC limits  
 (anr) Analyte not requested

8.2.2  
8

SPIKE BLANK AND LAB CONTROL SAMPLE SUMMARY

Login Number: C17685  
 Account: IRISECAO - Iris Environmental  
 Project: Romic Soil Investigation(Romic EPA) - 2081 Bay Road,East Palo Alto,CA

QC Batch ID: MP3908  
 Matrix Type: SOLID

Methods: SW846 6010B  
 Units: mg/kg

Prep Date: 08/31/11

Metal	BSP Result	Spikelot MPIR4A	% Rec	QC Limits
Aluminum				
Antimony	anr			
Arsenic	47.5	50	95.0	80-120
Barium	anr			
Beryllium	anr			
Boron				
Cadmium	anr			
Calcium				
Chromium	anr			
Cobalt	anr			
Copper	anr			
Iron				
Lead	45.3	50	90.6	80-120
Magnesium				
Manganese				
Molybdenum	anr			
Nickel	anr			
Potassium				
Selenium	anr			
Silicon				
Silver	anr			
Sodium				
Strontium				
Thallium	anr			
Tin				
Titanium				
Vanadium	anr			
Zinc	anr			

Associated samples MP3908: C17685-22, C17685-23, C17685-24, C17685-25, C17685-26, C17685-27, C17685-29, C17685-30, C17685-31, C17685-20A, C17685-27A, C17685-31A

Results < IDL are shown as zero for calculation purposes  
 (\*) Outside of QC limits  
 (anr) Analyte not requested

8.2.3  
 8



SERIAL DILUTION RESULTS SUMMARY

Login Number: C17685  
 Account: IRISECAO - Iris Environmental  
 Project: Romic Soil Investigation(Romic EPA) - 2081 Bay Road,East Palo Alto,CA

QC Batch ID: MP3908  
 Matrix Type: SOLID

Methods: SW846 6010B  
 Units: ug/l

Prep Date: 08/31/11

Metal	C17685-27 Original	SDL 1:5	%DIF	QC Limits
Aluminum				
Antimony	anr			
Arsenic	35.7	37.4	4.8	0-10
Barium	anr			
Beryllium	anr			
Boron				
Cadmium	anr			
Calcium				
Chromium	anr			
Cobalt	anr			
Copper	anr			
Iron				
Lead	50.8	56.7	11.6*(a)	0-10
Magnesium				
Manganese				
Molybdenum	anr			
Nickel	anr			
Potassium				
Selenium	anr			
Silicon				
Silver	anr			
Sodium				
Strontium				
Thallium	anr			
Tin				
Titanium				
Vanadium	anr			
Zinc	anr			

Associated samples MP3908: C17685-22, C17685-23, C17685-24, C17685-25, C17685-26, C17685-27, C17685-29, C17685-30, C17685-31, C17685-20A, C17685-27A, C17685-31A

Results < IDL are shown as zero for calculation purposes  
 (\*) Outside of QC limits  
 (anr) Analyte not requested  
 (a) Serial dilution indicates possible matrix interference.

8.2.4  
8

BLANK RESULTS SUMMARY  
Part 2 - Method Blanks

Login Number: C17685  
Account: IRISECAO - Iris Environmental  
Project: Romic Soil Investigation(Romic EPA) - 2081 Bay Road,East Palo Alto,CA

QC Batch ID: MP3945  
Matrix Type: SOLID

Methods: SW846 7471A  
Units: mg/kg

Prep Date: 09/07/11

Metal	RL	IDL	MDL	MB	
				raw	final
Mercury	0.042	.0017	.0043	0.0017	<0.042

Associated samples MP3945: C17685-1, C17685-2, C17685-3, C17685-4, C17685-5, C17685-6, C17685-7, C17685-8, C17685-9, C17685-10, C17685-11, C17685-12, C17685-13, C17685-14, C17685-15, C17685-16, C17685-17, C17685-18, C17685-19, C17685-20

Results < IDL are shown as zero for calculation purposes  
(\* ) Outside of QC limits  
(anr) Analyte not requested

8.3.1  
8

MATRIX SPIKE AND DUPLICATE RESULTS SUMMARY

Login Number: C17685  
 Account: IRISECAO - Iris Environmental  
 Project: Romic Soil Investigation(Romic EPA) - 2081 Bay Road,East Palo Alto,CA

QC Batch ID: MP3945 Methods: SW846 7471A  
 Matrix Type: SOLID Units: mg/kg

Prep Date: 09/07/11

Metal	C17685-4 Original MS	Spike lot	HGPWS1	% Rec	QC Limits
-------	-------------------------	--------------	--------	-------	--------------

Mercury 0.081 0.40 0.333 95.7 75-125

Associated samples MP3945: C17685-1, C17685-2, C17685-3, C17685-4, C17685-5, C17685-6, C17685-7, C17685-8, C17685-9, C17685-10, C17685-11, C17685-12, C17685-13, C17685-14, C17685-15, C17685-16, C17685-17, C17685-18, C17685-19, C17685-20

Results < IDL are shown as zero for calculation purposes  
 (\*) Outside of QC limits  
 (N) Matrix Spike Rec. outside of QC limits  
 (anr) Analyte not requested

8.3.2

8

MATRIX SPIKE AND DUPLICATE RESULTS SUMMARY

Login Number: C17685  
 Account: IRISECAO - Iris Environmental  
 Project: Romic Soil Investigation(Romic EPA) - 2081 Bay Road,East Palo Alto,CA

QC Batch ID: MP3945 Methods: SW846 7471A  
 Matrix Type: SOLID Units: mg/kg

Prep Date: 09/07/11

Metal	C17685-4 Original MSD	Spike lot	HGPWSI	% Rec	MSD RPD	QC Limit
Mercury	0.081	0.41	0.333	98.7	2.5	20

Associated samples MP3945: C17685-1, C17685-2, C17685-3, C17685-4, C17685-5, C17685-6, C17685-7, C17685-8, C17685-9, C17685-10, C17685-11, C17685-12, C17685-13, C17685-14, C17685-15, C17685-16, C17685-17, C17685-18, C17685-19, C17685-20

Results < IDL are shown as zero for calculation purposes  
 (\*) Outside of QC limits  
 (N) Matrix Spike Rec. outside of QC limits  
 (anr) Analyte not requested

SPIKE BLANK AND LAB CONTROL SAMPLE SUMMARY

Login Number: C17685  
 Account: IRISECAO - Iris Environmental  
 Project: Romic Soil Investigation(Romic EPA) - 2081 Bay Road,East Palo Alto,CA

QC Batch ID: MP3945 Methods: SW846 7471A  
 Matrix Type: SOLID Units: mg/kg

Prep Date: 09/07/11

Metal	BSP Result	Spikelot HGPWS1	% Rec	QC Limits
Mercury	0.15	0.167	90.0	80-120

Associated samples MP3945: C17685-1, C17685-2, C17685-3, C17685-4, C17685-5, C17685-6, C17685-7, C17685-8, C17685-9, C17685-10, C17685-11, C17685-12, C17685-13, C17685-14, C17685-15, C17685-16, C17685-17, C17685-18, C17685-19, C17685-20

Results < IDL are shown as zero for calculation purposes  
 (\*) Outside of QC limits  
 (anr) Analyte not requested

8.3.3  
8

BLANK RESULTS SUMMARY  
Part 2 - Method Blanks

Login Number: C17685  
Account: IRISECAO - Iris Environmental  
Project: Romic Soil Investigation(Romic EPA) - 2081 Bay Road,East Palo Alto,CA

QC Batch ID: MP3946  
Matrix Type: SOLID

Methods: SW846 7471A  
Units: mg/kg

Prep Date: 09/07/11

Metal	RL	IDL	MDL	MB	
				raw	final
Mercury	0.042	.0017	.0043	0.0035	<0.042

Associated samples MP3946: C17685-22, C17685-23, C17685-24, C17685-25, C17685-26, C17685-27, C17685-29, C17685-30, C17685-31, C17685-20A, C17685-27A, C17685-31A

Results < IDL are shown as zero for calculation purposes  
(\* ) Outside of QC limits  
(anr) Analyte not requested

8.4.1

8

MATRIX SPIKE AND DUPLICATE RESULTS SUMMARY

Login Number: C17685  
 Account: IRISECAO - Iris Environmental  
 Project: Romic Soil Investigation(Romic EPA) - 2081 Bay Road,East Palo Alto,CA

QC Batch ID: MP3946  
 Matrix Type: SOLID

Methods: SW846 7471A  
 Units: mg/kg

Prep Date: 09/07/11

Metal	C17685-22 Original MS	Spike lot	HGPWS1	% Rec	QC Limits
Mercury	0.25	0.50	0.303	82.5	75-125

Associated samples MP3946: C17685-22, C17685-23, C17685-24, C17685-25, C17685-26, C17685-27, C17685-29, C17685-30, C17685-31, C17685-20A, C17685-27A, C17685-31A

Results < IDL are shown as zero for calculation purposes  
 (\*) Outside of QC limits  
 (N) Matrix Spike Rec. outside of QC limits  
 (anr) Analyte not requested

8.4.2  
8

MATRIX SPIKE AND DUPLICATE RESULTS SUMMARY

Login Number: C17685  
 Account: IRISECAO - Iris Environmental  
 Project: Romic Soil Investigation(Romic EPA) - 2081 Bay Road,East Palo Alto,CA

QC Batch ID: MP3946 Methods: SW846 7471A  
 Matrix Type: SOLID Units: mg/kg

Prep Date: 09/07/11

Metal	C17685-22 Original MSD		SpikeLot HGPWS1	% Rec	MSD RPD	QC Limit
Mercury	0.25	0.49	0.308	78.0	2.0	20

Associated samples MP3946: C17685-22, C17685-23, C17685-24, C17685-25, C17685-26, C17685-27, C17685-29, C17685-30, C17685-31, C17685-20A, C17685-27A, C17685-31A

Results < IDL are shown as zero for calculation purposes  
 (\*) Outside of QC limits  
 (N) Matrix Spike Rec. outside of QC limits  
 (anr) Analyte not requested

8.4.2  
8



SPIKE BLANK AND LAB CONTROL SAMPLE SUMMARY

Login Number: C17685  
 Account: IRISECAO - Iris Environmental  
 Project: Romic Soil Investigation(Romic EPA) - 2081 Bay Road,East Palo Alto,CA

QC Batch ID: MP3946  
 Matrix Type: SOLID

Methods: SW846 7471A  
 Units: mg/kg

Prep Date: 09/07/11

Metal	BSP Result	Spikelot HGPWS1	% Rec	QC Limits
Mercury	0.16	0.167	96.0	80-120

Associated samples MP3946: C17685-22, C17685-23, C17685-24, C17685-25, C17685-26, C17685-27, C17685-29, C17685-30, C17685-31, C17685-20A, C17685-27A, C17685-31A

Results < IDL are shown as zero for calculation purposes  
 (\*) Outside of QC limits  
 (anr) Analyte not requested

8.4.3  
8

Technical Report for

Iris Environmental

Romic Soil Investigation(Romic EPA) - 2081 Bay Road,East Palo Alto,CA  
07-555C

Accutest Job Number: C17722

Sampling Date: 08/31/11


Report to:

Iris Environmental  
1438 Webster Street Suite 302  
Oakland, CA 94612  
anna@irisenv.com; calger@irisenv.com  
  
ATTN: Chris Alger

Total number of pages in report: **135**



Test results contained within this data package meet the requirements of the National Environmental Laboratory Accreditation Conference and/or state specific certification programs as applicable.

A handwritten signature in black ink, appearing to read "Kesavalu M. Bagawandoss".

Kesavalu M. Bagawandoss,  
Ph.D., J.D., Lab Director

Client Service contact: Laurie Glantz-Murphy 408-588-0200

Certifications: CA (08258CA) AZ (AZ0762) DoD/ISO/IEC 17025:2005 (L2242)

This report shall not be reproduced, except in its entirety, without the written approval of Accutest Laboratories.  
Test results relate only to samples analyzed.

# Table of Contents

-1-

<b>Section 1: Sample Summary .....</b>	<b>3</b>
<b>Section 2: Sample Results .....</b>	<b>5</b>
<b>2.1:</b> C17722-1: D19-0.6 .....	6
<b>2.2:</b> C17722-2: D19-5.0 .....	10
<b>2.3:</b> C17722-3: E20-0.6 .....	14
<b>2.4:</b> C17722-4: E20-5.5 .....	18
<b>2.5:</b> C17722-4A: E20-5.5 DUP .....	22
<b>2.6:</b> C17722-5: E20-10.0 .....	23
<b>2.7:</b> C17722-6: B20-0.5 .....	27
<b>2.8:</b> C17722-7: B20-3.0 .....	31
<b>2.9:</b> C17722-7A: B20-3.0 DUP .....	35
<b>2.10:</b> C17722-8: B20-6.0 .....	36
<b>2.11:</b> C17722-9: B20A-3.0 .....	40
<b>2.12:</b> C17722-10: E20A-5.5 .....	43
<b>2.13:</b> C17722-11: B23-1.0 .....	46
<b>2.14:</b> C17722-12: B23-4.5 .....	50
<b>2.15:</b> C17722-13: C22-0.6 .....	54
<b>2.16:</b> C17722-14: C22-3.0 .....	58
<b>2.17:</b> C17722-15: C22-6.0 .....	62
<b>2.18:</b> C17722-16: E24-0.5 .....	66
<b>2.19:</b> C17722-17: E24-5.0 .....	70
<b>2.20:</b> C17722-18: E24-8.0 .....	74
<b>2.21:</b> C17722-19: I17-8.0 .....	78
<b>2.22:</b> C17722-19A: I17-8.0 DUP .....	82
<b>2.23:</b> C17722-20: I17-8.0 .....	83
<b>Section 3: Misc. Forms .....</b>	<b>86</b>
<b>3.1:</b> Chain of Custody .....	87
<b>Section 4: GC/MS Volatiles - QC Data Summaries .....</b>	<b>90</b>
<b>4.1:</b> Method Blank Summary .....	91
<b>4.2:</b> Blank Spike Summary .....	106
<b>4.3:</b> Blank Spike/Blank Spike Duplicate Summary .....	108
<b>4.4:</b> Matrix Spike/Matrix Spike Duplicate Summary .....	117
<b>Section 5: Metals Analysis - QC Data Summaries .....</b>	<b>126</b>
<b>5.1:</b> Prep QC MP3924: As,Pb .....	127
<b>5.2:</b> Prep QC MP3972: Hg .....	132



## Sample Summary

Iris Environmental

**Job No:** C17722

Romic Soil Investigation(Romic EPA) - 2081 Bay Road, East Palo Alto, CA  
 Project No: 07-555C

Sample Number	Collected		Received	Matrix		Client Sample ID
	Date	Time By		Code	Type	
C17722-1	08/31/11	08:25 SM	08/31/11	SO	Soil	D19-0.6
C17722-2	08/31/11	08:15 SM	08/31/11	SO	Soil	D19-5.0
C17722-3	08/31/11	08:35 SM	08/31/11	SO	Soil	E20-0.6
C17722-4	08/31/11	08:55 SM	08/31/11	SO	Soil	E20-5.5
C17722-4A	08/31/11	08:55 SM	08/31/11	SO	Soil	E20-5.5 DUP
C17722-5	08/31/11	09:05 SM	08/31/11	SO	Soil	E20-10.0
C17722-6	08/31/11	09:20 SM	08/31/11	SO	Soil	B20-0.5
C17722-7	08/31/11	09:30 SM	08/31/11	SO	Soil	B20-3.0
C17722-7A	08/31/11	09:30 SM	08/31/11	SO	Soil	B20-3.0 DUP
C17722-8	08/31/11	09:40 SM	08/31/11	SO	Soil	B20-6.0
C17722-9	08/31/11	09:30 SM	08/31/11	SO	Soil	B20A-3.0
C17722-10	08/31/11	08:55 SM	08/31/11	SO	Soil	E20A-5.5
C17722-11	08/31/11	10:15 SM	08/31/11	SO	Soil	B23-1.0

---

Soil samples reported on a dry weight basis unless otherwise indicated on result page.



## Sample Summary

(continued)

Iris Environmental

**Job No:** C17722

Romic Soil Investigation(Romic EPA) - 2081 Bay Road, East Palo Alto, CA  
 Project No: 07-555C

Sample Number	Collected		Received	Matrix		Client Sample ID
	Date	Time By		Code	Type	
C17722-12	08/31/11	10:25 SM	08/31/11	SO	Soil	B23-4.5
C17722-13	08/31/11	10:40 SM	08/31/11	SO	Soil	C22-0.6
C17722-14	08/31/11	10:50 SM	08/31/11	SO	Soil	C22-3.0
C17722-15	08/31/11	11:00 SM	08/31/11	SO	Soil	C22-6.0
C17722-16	08/31/11	11:20 SM	08/31/11	SO	Soil	E24-0.5
C17722-17	08/31/11	11:30 SM	08/31/11	SO	Soil	E24-5.0
C17722-18	08/31/11	11:40 SM	08/31/11	SO	Soil	E24-8.0
C17722-19	08/31/11	12:10 SM	08/31/11	SO	Soil	I17-8.0
C17722-19A	08/31/11	12:10 SM	08/31/11	SO	Soil	I17-8.0 DUP
C17722-20	08/31/11	12:10 SM	08/31/11	SO	Soil	I17-8.0

---

Soil samples reported on a dry weight basis unless otherwise indicated on result page.

Sample Results

---

Report of Analysis

---

## Report of Analysis

<b>Client Sample ID:</b>	D19-0.6	<b>Date Sampled:</b>	08/31/11
<b>Lab Sample ID:</b>	C17722-1	<b>Date Received:</b>	08/31/11
<b>Matrix:</b>	SO - Soil	<b>Percent Solids:</b>	n/a <sup>a</sup>
<b>Method:</b>	SW846 8260B	<b>Project:</b> Romic Soil Investigation(Romic EPA) - 2081 Bay Road, East Palo Alto, CA	

Run #	File ID	DF	Analyzed	By	Prep Date	Prep Batch	Analytical Batch
Run #1	M27269.D	1	09/06/11	XB	n/a	n/a	VM865
Run #2							

Run #	Initial Weight
Run #1	6.98 g
Run #2	

### VOA 8260 List

CAS No.	Compound	Result	RL	MDL	Units	Q
67-64-1	Acetone	60.3	72	14	ug/kg	J
71-43-2	Benzene	ND	3.6	1.1	ug/kg	
108-86-1	Bromobenzene	ND	3.6	1.1	ug/kg	
74-97-5	Bromochloromethane	ND	3.6	1.1	ug/kg	
75-27-4	Bromodichloromethane	ND	3.6	0.72	ug/kg	
75-25-2	Bromoform	ND	3.6	0.72	ug/kg	
104-51-8	n-Butylbenzene	ND	3.6	1.1	ug/kg	
135-98-8	sec-Butylbenzene	ND	3.6	1.1	ug/kg	
98-06-6	tert-Butylbenzene	ND	3.6	1.1	ug/kg	
108-90-7	Chlorobenzene	ND	3.6	1.1	ug/kg	
75-00-3	Chloroethane	ND	3.6	1.1	ug/kg	
67-66-3	Chloroform	ND	3.6	1.1	ug/kg	
95-49-8	o-Chlorotoluene	ND	3.6	1.1	ug/kg	
106-43-4	p-Chlorotoluene	ND	3.6	1.1	ug/kg	
56-23-5	Carbon tetrachloride	ND	3.6	0.72	ug/kg	
75-34-3	1,1-Dichloroethane	ND	3.6	0.72	ug/kg	
75-35-4	1,1-Dichloroethylene	ND	3.6	1.1	ug/kg	
563-58-6	1,1-Dichloropropene	ND	3.6	1.1	ug/kg	
96-12-8	1,2-Dibromo-3-chloropropane	ND	3.6	0.72	ug/kg	
106-93-4	1,2-Dibromoethane	ND	3.6	0.72	ug/kg	
107-06-2	1,2-Dichloroethane	ND	3.6	1.1	ug/kg	
78-87-5	1,2-Dichloropropane	ND	3.6	1.1	ug/kg	
142-28-9	1,3-Dichloropropane	ND	3.6	1.1	ug/kg	
108-20-3	Di-Isopropyl ether	ND	3.6	1.1	ug/kg	
594-20-7	2,2-Dichloropropane	ND	3.6	1.1	ug/kg	
124-48-1	Dibromochloromethane	ND	3.6	0.72	ug/kg	
75-71-8	Dichlorodifluoromethane	ND	3.6	0.72	ug/kg	
156-59-2	cis-1,2-Dichloroethylene	ND	3.6	1.1	ug/kg	
10061-01-5	cis-1,3-Dichloropropene	ND	3.6	1.1	ug/kg	
541-73-1	m-Dichlorobenzene	ND	3.6	1.1	ug/kg	
95-50-1	o-Dichlorobenzene	ND	3.6	1.1	ug/kg	
106-46-7	p-Dichlorobenzene	ND	3.6	1.1	ug/kg	

ND = Not detected      MDL - Method Detection Limit  
 RL = Reporting Limit  
 E = Indicates value exceeds calibration range

J = Indicates an estimated value  
 B = Indicates analyte found in associated method blank  
 N = Indicates presumptive evidence of a compound

## Report of Analysis

<b>Client Sample ID:</b>	D19-0.6	<b>Date Sampled:</b>	08/31/11
<b>Lab Sample ID:</b>	C17722-1	<b>Date Received:</b>	08/31/11
<b>Matrix:</b>	SO - Soil	<b>Percent Solids:</b>	n/a <sup>a</sup>
<b>Method:</b>	SW846 8260B	<b>Project:</b> Romic Soil Investigation(Romic EPA) - 2081 Bay Road,East Palo Alto,CA	

### VOA 8260 List

CAS No.	Compound	Result	RL	MDL	Units	Q
156-60-5	trans-1,2-Dichloroethylene	ND	3.6	1.1	ug/kg	
10061-02-6	trans-1,3-Dichloropropene	ND	3.6	1.1	ug/kg	
100-41-4	Ethylbenzene	ND	3.6	1.1	ug/kg	
637-92-3	Ethyl tert-Butyl Ether	ND	3.6	1.1	ug/kg	
591-78-6	2-Hexanone	ND	29	3.6	ug/kg	
87-68-3	Hexachlorobutadiene	ND	3.6	0.72	ug/kg	
98-82-8	Isopropylbenzene	ND	3.6	1.1	ug/kg	
99-87-6	p-Isopropyltoluene	ND	3.6	1.1	ug/kg	
108-10-1	4-Methyl-2-pentanone	ND	29	11	ug/kg	
74-83-9	Methyl bromide	ND	3.6	1.8	ug/kg	
74-87-3	Methyl chloride	ND	3.6	1.1	ug/kg	
74-95-3	Methylene bromide	ND	3.6	1.8	ug/kg	
75-09-2	Methylene chloride	ND	18	11	ug/kg	
78-93-3	Methyl ethyl ketone	11.8	29	8.6	ug/kg	J
1634-04-4	Methyl Tert Butyl Ether	ND	3.6	0.72	ug/kg	
91-20-3	Naphthalene	ND	3.6	1.1	ug/kg	
103-65-1	n-Propylbenzene	ND	3.6	1.1	ug/kg	
100-42-5	Styrene	ND	3.6	0.72	ug/kg	
994-05-8	Tert-Amyl Methyl Ether	ND	3.6	0.86	ug/kg	
75-65-0	Tert Butyl Alcohol	ND	29	7.2	ug/kg	
630-20-6	1,1,1,2-Tetrachloroethane	ND	3.6	0.72	ug/kg	
71-55-6	1,1,1-Trichloroethane	ND	3.6	1.1	ug/kg	
79-34-5	1,1,2,2-Tetrachloroethane	ND	3.6	0.72	ug/kg	
79-00-5	1,1,2-Trichloroethane	ND	3.6	0.72	ug/kg	
87-61-6	1,2,3-Trichlorobenzene	ND	3.6	1.1	ug/kg	
96-18-4	1,2,3-Trichloropropane	ND	3.6	1.1	ug/kg	
120-82-1	1,2,4-Trichlorobenzene	ND	3.6	1.1	ug/kg	
95-63-6	1,2,4-Trimethylbenzene	ND	3.6	1.1	ug/kg	
108-67-8	1,3,5-Trimethylbenzene	ND	3.6	1.1	ug/kg	
127-18-4	Tetrachloroethylene	ND	3.6	2.5	ug/kg	
108-88-3	Toluene	ND	3.6	1.1	ug/kg	
79-01-6	Trichloroethylene	ND	3.6	0.72	ug/kg	
75-69-4	Trichlorofluoromethane	ND	3.6	0.86	ug/kg	
75-01-4	Vinyl chloride	ND	3.6	1.8	ug/kg	
1330-20-7	Xylene (total)	ND	7.2	2.9	ug/kg	

CAS No.	Surrogate Recoveries	Run# 1	Run# 2	Limits
1868-53-7	Dibromofluoromethane	101%		60-130%
2037-26-5	Toluene-D8	100%		60-130%

ND = Not detected      MDL - Method Detection Limit  
 RL = Reporting Limit  
 E = Indicates value exceeds calibration range

J = Indicates an estimated value  
 B = Indicates analyte found in associated method blank  
 N = Indicates presumptive evidence of a compound



## Report of Analysis

<b>Client Sample ID:</b>	D19-0.6	<b>Date Sampled:</b>	08/31/11
<b>Lab Sample ID:</b>	C17722-1	<b>Date Received:</b>	08/31/11
<b>Matrix:</b>	SO - Soil	<b>Percent Solids:</b>	n/a <sup>a</sup>
<b>Method:</b>	SW846 8260B		
<b>Project:</b>	Romic Soil Investigation(Romic EPA) - 2081 Bay Road, East Palo Alto, CA		

### VOA 8260 List

CAS No.	Surrogate Recoveries	Run# 1	Run# 2	Limits
460-00-4	4-Bromofluorobenzene	100%		60-130%

(a) All results reported on wet weight basis.

ND = Not detected      MDL - Method Detection Limit  
 RL = Reporting Limit  
 E = Indicates value exceeds calibration range

J = Indicates an estimated value  
 B = Indicates analyte found in associated method blank  
 N = Indicates presumptive evidence of a compound

## Report of Analysis

<b>Client Sample ID:</b> D19-0.6	<b>Date Sampled:</b> 08/31/11
<b>Lab Sample ID:</b> C17722-1	<b>Date Received:</b> 08/31/11
<b>Matrix:</b> SO - Soil	<b>Percent Solids:</b> n/a <sup>a</sup>
<b>Project:</b> Romic Soil Investigation(Romic EPA) - 2081 Bay Road, East Palo Alto, CA	

### Metals Analysis

Analyte	Result	RL	Units	DF	Prep	Analyzed By	Method	Prep Method
Arsenic	2.9	1.9	mg/kg	1	09/04/11	09/07/11 RS	SW846 6010B <sup>1</sup>	SW846 3050B <sup>3</sup>
Lead	6.9	1.9	mg/kg	1	09/04/11	09/07/11 RS	SW846 6010B <sup>1</sup>	SW846 3050B <sup>3</sup>
Mercury	< 0.038	0.038	mg/kg	1	09/13/11	09/14/11 RW	SW846 7471A <sup>2</sup>	SW846 7471A <sup>4</sup>

- (1) Instrument QC Batch: MA2080
- (2) Instrument QC Batch: MA2090
- (3) Prep QC Batch: MP3924
- (4) Prep QC Batch: MP3972

(a) All results reported on wet weight basis.

RL = Reporting Limit

## Report of Analysis

<b>Client Sample ID:</b>	D19-5.0	<b>Date Sampled:</b>	08/31/11
<b>Lab Sample ID:</b>	C17722-2	<b>Date Received:</b>	08/31/11
<b>Matrix:</b>	SO - Soil	<b>Percent Solids:</b>	n/a <sup>a</sup>
<b>Method:</b>	SW846 8260B	<b>Project:</b> Romic Soil Investigation(Romic EPA) - 2081 Bay Road, East Palo Alto, CA	

Run #1	File ID	DF	Analyzed	By	Prep Date	Prep Batch	Analytical Batch
Run #1	M27270.D	1	09/06/11	XB	n/a	n/a	VM865
Run #2							

Run #1	Initial Weight
Run #1	6.37 g
Run #2	

## VOA 8260 List

CAS No.	Compound	Result	RL	MDL	Units	Q
67-64-1	Acetone	75.8	78	16	ug/kg	J
71-43-2	Benzene	2.9	3.9	1.2	ug/kg	J
108-86-1	Bromobenzene	ND	3.9	1.2	ug/kg	
74-97-5	Bromochloromethane	ND	3.9	1.2	ug/kg	
75-27-4	Bromodichloromethane	ND	3.9	0.78	ug/kg	
75-25-2	Bromoform	ND	3.9	0.78	ug/kg	
104-51-8	n-Butylbenzene	ND	3.9	1.2	ug/kg	
135-98-8	sec-Butylbenzene	ND	3.9	1.2	ug/kg	
98-06-6	tert-Butylbenzene	ND	3.9	1.2	ug/kg	
108-90-7	Chlorobenzene	16.9	3.9	1.2	ug/kg	
75-00-3	Chloroethane	4.7	3.9	1.2	ug/kg	
67-66-3	Chloroform	ND	3.9	1.2	ug/kg	
95-49-8	o-Chlorotoluene	ND	3.9	1.2	ug/kg	
106-43-4	p-Chlorotoluene	ND	3.9	1.2	ug/kg	
56-23-5	Carbon tetrachloride	ND	3.9	0.78	ug/kg	
75-34-3	1,1-Dichloroethane	0.83	3.9	0.78	ug/kg	J
75-35-4	1,1-Dichloroethylene	ND	3.9	1.2	ug/kg	
563-58-6	1,1-Dichloropropene	ND	3.9	1.2	ug/kg	
96-12-8	1,2-Dibromo-3-chloropropane	ND	3.9	0.78	ug/kg	
106-93-4	1,2-Dibromoethane	ND	3.9	0.78	ug/kg	
107-06-2	1,2-Dichloroethane	ND	3.9	1.2	ug/kg	
78-87-5	1,2-Dichloropropane	ND	3.9	1.2	ug/kg	
142-28-9	1,3-Dichloropropane	ND	3.9	1.2	ug/kg	
108-20-3	Di-Isopropyl ether	ND	3.9	1.2	ug/kg	
594-20-7	2,2-Dichloropropane	ND	3.9	1.2	ug/kg	
124-48-1	Dibromochloromethane	ND	3.9	0.78	ug/kg	
75-71-8	Dichlorodifluoromethane	ND	3.9	0.78	ug/kg	
156-59-2	cis-1,2-Dichloroethylene	ND	3.9	1.2	ug/kg	
10061-01-5	cis-1,3-Dichloropropene	ND	3.9	1.2	ug/kg	
541-73-1	m-Dichlorobenzene	ND	3.9	1.2	ug/kg	
95-50-1	o-Dichlorobenzene	ND	3.9	1.2	ug/kg	
106-46-7	p-Dichlorobenzene	ND	3.9	1.2	ug/kg	

ND = Not detected MDL - Method Detection Limit

RL = Reporting Limit

E = Indicates value exceeds calibration range

J = Indicates an estimated value

B = Indicates analyte found in associated method blank

N = Indicates presumptive evidence of a compound

## Report of Analysis

<b>Client Sample ID:</b>	D19-5.0	<b>Date Sampled:</b>	08/31/11
<b>Lab Sample ID:</b>	C17722-2	<b>Date Received:</b>	08/31/11
<b>Matrix:</b>	SO - Soil	<b>Percent Solids:</b>	n/a <sup>a</sup>
<b>Method:</b>	SW846 8260B	<b>Project:</b> Romic Soil Investigation(Romic EPA) - 2081 Bay Road,East Palo Alto,CA	

## VOA 8260 List

CAS No.	Compound	Result	RL	MDL	Units	Q
156-60-5	trans-1,2-Dichloroethylene	ND	3.9	1.2	ug/kg	
10061-02-6	trans-1,3-Dichloropropene	ND	3.9	1.2	ug/kg	
100-41-4	Ethylbenzene	21.1	3.9	1.2	ug/kg	
637-92-3	Ethyl tert-Butyl Ether	ND	3.9	1.2	ug/kg	
591-78-6	2-Hexanone	ND	31	3.9	ug/kg	
87-68-3	Hexachlorobutadiene	ND	3.9	0.78	ug/kg	
98-82-8	Isopropylbenzene	ND	3.9	1.2	ug/kg	
99-87-6	p-Isopropyltoluene	ND	3.9	1.2	ug/kg	
108-10-1	4-Methyl-2-pentanone	ND	31	12	ug/kg	
74-83-9	Methyl bromide	ND	3.9	2.0	ug/kg	
74-87-3	Methyl chloride	ND	3.9	1.2	ug/kg	
74-95-3	Methylene bromide	ND	3.9	2.0	ug/kg	
75-09-2	Methylene chloride	ND	20	13	ug/kg	
78-93-3	Methyl ethyl ketone	ND	31	9.4	ug/kg	
1634-04-4	Methyl Tert Butyl Ether	ND	3.9	0.78	ug/kg	
91-20-3	Naphthalene	1.3	3.9	1.2	ug/kg	J
103-65-1	n-Propylbenzene	ND	3.9	1.2	ug/kg	
100-42-5	Styrene	ND	3.9	0.78	ug/kg	
994-05-8	Tert-Amyl Methyl Ether	ND	3.9	0.94	ug/kg	
75-65-0	Tert Butyl Alcohol	97.0	31	7.8	ug/kg	
630-20-6	1,1,1,2-Tetrachloroethane	ND	3.9	0.78	ug/kg	
71-55-6	1,1,1-Trichloroethane	ND	3.9	1.2	ug/kg	
79-34-5	1,1,2,2-Tetrachloroethane	ND	3.9	0.78	ug/kg	
79-00-5	1,1,2-Trichloroethane	ND	3.9	0.78	ug/kg	
87-61-6	1,2,3-Trichlorobenzene	ND	3.9	1.2	ug/kg	
96-18-4	1,2,3-Trichloropropane	ND	3.9	1.2	ug/kg	
120-82-1	1,2,4-Trichlorobenzene	ND	3.9	1.2	ug/kg	
95-63-6	1,2,4-Trimethylbenzene	9.1	3.9	1.2	ug/kg	
108-67-8	1,3,5-Trimethylbenzene	2.1	3.9	1.2	ug/kg	J
127-18-4	Tetrachloroethylene	ND	3.9	2.7	ug/kg	
108-88-3	Toluene	68.4	3.9	1.2	ug/kg	
79-01-6	Trichloroethylene	ND	3.9	0.78	ug/kg	
75-69-4	Trichlorofluoromethane	ND	3.9	0.94	ug/kg	
75-01-4	Vinyl chloride	ND	3.9	2.0	ug/kg	
1330-20-7	Xylene (total)	36.0	7.8	3.1	ug/kg	

CAS No.	Surrogate Recoveries	Run# 1	Run# 2	Limits
1868-53-7	Dibromofluoromethane	101%		60-130%
2037-26-5	Toluene-D8	97%		60-130%

ND = Not detected MDL - Method Detection Limit

RL = Reporting Limit

E = Indicates value exceeds calibration range

J = Indicates an estimated value

B = Indicates analyte found in associated method blank

N = Indicates presumptive evidence of a compound

## Report of Analysis

<b>Client Sample ID:</b> D19-5.0	
<b>Lab Sample ID:</b> C17722-2	<b>Date Sampled:</b> 08/31/11
<b>Matrix:</b> SO - Soil	<b>Date Received:</b> 08/31/11
<b>Method:</b> SW846 8260B	<b>Percent Solids:</b> n/a <sup>a</sup>
<b>Project:</b> Romic Soil Investigation(Romic EPA) - 2081 Bay Road, East Palo Alto, CA	

### VOA 8260 List

CAS No.	Surrogate Recoveries	Run# 1	Run# 2	Limits
460-00-4	4-Bromofluorobenzene	100%		60-130%

(a) All results reported on wet weight basis.

ND = Not detected      MDL - Method Detection Limit  
 RL = Reporting Limit  
 E = Indicates value exceeds calibration range

J = Indicates an estimated value  
 B = Indicates analyte found in associated method blank  
 N = Indicates presumptive evidence of a compound

## Report of Analysis

<b>Client Sample ID:</b> D19-5.0	<b>Date Sampled:</b> 08/31/11
<b>Lab Sample ID:</b> C17722-2	<b>Date Received:</b> 08/31/11
<b>Matrix:</b> SO - Soil	<b>Percent Solids:</b> n/a <sup>a</sup>
<b>Project:</b> Romic Soil Investigation(Romic EPA) - 2081 Bay Road, East Palo Alto, CA	

### Metals Analysis

Analyte	Result	RL	Units	DF	Prep	Analyzed By	Method	Prep Method
Arsenic	2.4	1.9	mg/kg	1	09/04/11	09/07/11 RS	SW846 6010B <sup>1</sup>	SW846 3050B <sup>3</sup>
Lead	5.8	1.9	mg/kg	1	09/04/11	09/07/11 RS	SW846 6010B <sup>1</sup>	SW846 3050B <sup>3</sup>
Mercury	< 0.037	0.037	mg/kg	1	09/13/11	09/14/11 RW	SW846 7471A <sup>2</sup>	SW846 7471A <sup>4</sup>

- (1) Instrument QC Batch: MA2080
- (2) Instrument QC Batch: MA2090
- (3) Prep QC Batch: MP3924
- (4) Prep QC Batch: MP3972

(a) All results reported on wet weight basis.

RL = Reporting Limit

## Report of Analysis

<b>Client Sample ID:</b>	E20-0.6	<b>Date Sampled:</b>	08/31/11
<b>Lab Sample ID:</b>	C17722-3	<b>Date Received:</b>	08/31/11
<b>Matrix:</b>	SO - Soil	<b>Percent Solids:</b>	n/a <sup>a</sup>
<b>Method:</b>	SW846 8260B	<b>Project:</b> Romic Soil Investigation(Romic EPA) - 2081 Bay Road, East Palo Alto, CA	

Run #1	File ID	DF	Analyzed	By	Prep Date	Prep Batch	Analytical Batch
Run #1	M27281.D	1	09/06/11	XB	n/a	n/a	VM865
Run #2							

Run #1	Initial Weight	Final Volume	Methanol Aliquot
Run #1	4.80 g	5.0 ml	10.0 ul
Run #2			

## VOA 8260 List

CAS No.	Compound	Result	RL	MDL	Units	Q
67-64-1	Acetone	ND	52000	10000	ug/kg	
71-43-2	Benzene	ND	2600	780	ug/kg	
108-86-1	Bromobenzene	ND	2600	780	ug/kg	
74-97-5	Bromochloromethane	ND	2600	780	ug/kg	
75-27-4	Bromodichloromethane	ND	2600	520	ug/kg	
75-25-2	Bromoform	ND	2600	520	ug/kg	
104-51-8	n-Butylbenzene	ND	2600	780	ug/kg	
135-98-8	sec-Butylbenzene	ND	2600	780	ug/kg	
98-06-6	tert-Butylbenzene	ND	2600	780	ug/kg	
108-90-7	Chlorobenzene	ND	2600	780	ug/kg	
75-00-3	Chloroethane	ND	2600	780	ug/kg	
67-66-3	Chloroform	ND	2600	780	ug/kg	
95-49-8	o-Chlorotoluene	ND	2600	780	ug/kg	
106-43-4	p-Chlorotoluene	ND	2600	780	ug/kg	
56-23-5	Carbon tetrachloride	ND	2600	520	ug/kg	
75-34-3	1,1-Dichloroethane	ND	2600	520	ug/kg	
75-35-4	1,1-Dichloroethylene	ND	2600	780	ug/kg	
563-58-6	1,1-Dichloropropene	ND	2600	780	ug/kg	
96-12-8	1,2-Dibromo-3-chloropropane	ND	2600	520	ug/kg	
106-93-4	1,2-Dibromoethane	ND	2600	520	ug/kg	
107-06-2	1,2-Dichloroethane	ND	2600	780	ug/kg	
78-87-5	1,2-Dichloropropane	ND	2600	780	ug/kg	
142-28-9	1,3-Dichloropropane	ND	2600	780	ug/kg	
108-20-3	Di-Isopropyl ether	ND	2600	780	ug/kg	
594-20-7	2,2-Dichloropropane	ND	2600	780	ug/kg	
124-48-1	Dibromochloromethane	ND	2600	520	ug/kg	
75-71-8	Dichlorodifluoromethane	ND	2600	520	ug/kg	
156-59-2	cis-1,2-Dichloroethylene	ND	2600	780	ug/kg	
10061-01-5	cis-1,3-Dichloropropene	ND	2600	780	ug/kg	
541-73-1	m-Dichlorobenzene	ND	2600	780	ug/kg	
95-50-1	o-Dichlorobenzene	ND	2600	780	ug/kg	
106-46-7	p-Dichlorobenzene	ND	2600	780	ug/kg	

ND = Not detected MDL - Method Detection Limit

RL = Reporting Limit

E = Indicates value exceeds calibration range

J = Indicates an estimated value

B = Indicates analyte found in associated method blank

N = Indicates presumptive evidence of a compound

## Report of Analysis

<b>Client Sample ID:</b>	E20-0.6	<b>Date Sampled:</b>	08/31/11
<b>Lab Sample ID:</b>	C17722-3	<b>Date Received:</b>	08/31/11
<b>Matrix:</b>	SO - Soil	<b>Percent Solids:</b>	n/a <sup>a</sup>
<b>Method:</b>	SW846 8260B	<b>Project:</b> Romic Soil Investigation(Romic EPA) - 2081 Bay Road,East Palo Alto,CA	

## VOA 8260 List

CAS No.	Compound	Result	RL	MDL	Units	Q
156-60-5	trans-1,2-Dichloroethylene	ND	2600	780	ug/kg	
10061-02-6	trans-1,3-Dichloropropene	ND	2600	780	ug/kg	
100-41-4	Ethylbenzene	14900	2600	780	ug/kg	
637-92-3	Ethyl tert-Butyl Ether	ND	2600	780	ug/kg	
591-78-6	2-Hexanone	ND	21000	2600	ug/kg	
87-68-3	Hexachlorobutadiene	ND	2600	520	ug/kg	
98-82-8	Isopropylbenzene	1850	2600	780	ug/kg	J
99-87-6	p-Isopropyltoluene	ND	2600	780	ug/kg	
108-10-1	4-Methyl-2-pentanone	ND	21000	7800	ug/kg	
74-83-9	Methyl bromide	ND	2600	1300	ug/kg	
74-87-3	Methyl chloride	ND	2600	780	ug/kg	
74-95-3	Methylene bromide	ND	2600	1300	ug/kg	
75-09-2	Methylene chloride	ND	13000	8300	ug/kg	
78-93-3	Methyl ethyl ketone	ND	21000	6200	ug/kg	
1634-04-4	Methyl Tert Butyl Ether	ND	2600	520	ug/kg	
91-20-3	Naphthalene	ND	2600	780	ug/kg	
103-65-1	n-Propylbenzene	792	2600	780	ug/kg	J
100-42-5	Styrene	ND	2600	520	ug/kg	
994-05-8	Tert-Amyl Methyl Ether	ND	2600	620	ug/kg	
75-65-0	Tert Butyl Alcohol	ND	21000	5200	ug/kg	
630-20-6	1,1,1,2-Tetrachloroethane	ND	2600	520	ug/kg	
71-55-6	1,1,1-Trichloroethane	ND	2600	780	ug/kg	
79-34-5	1,1,2,2-Tetrachloroethane	ND	2600	520	ug/kg	
79-00-5	1,1,2-Trichloroethane	ND	2600	520	ug/kg	
87-61-6	1,2,3-Trichlorobenzene	ND	2600	780	ug/kg	
96-18-4	1,2,3-Trichloropropane	ND	2600	780	ug/kg	
120-82-1	1,2,4-Trichlorobenzene	ND	2600	780	ug/kg	
95-63-6	1,2,4-Trimethylbenzene	4170	2600	780	ug/kg	
108-67-8	1,3,5-Trimethylbenzene	1320	2600	780	ug/kg	J
127-18-4	Tetrachloroethylene	ND	2600	1800	ug/kg	
108-88-3	Toluene	27400	2600	780	ug/kg	
79-01-6	Trichloroethylene	ND	2600	520	ug/kg	
75-69-4	Trichlorofluoromethane	ND	2600	620	ug/kg	
75-01-4	Vinyl chloride	ND	2600	1300	ug/kg	
1330-20-7	Xylene (total)	55000	5200	2100	ug/kg	

CAS No.	Surrogate Recoveries	Run# 1	Run# 2	Limits
1868-53-7	Dibromofluoromethane	98%		60-130%
2037-26-5	Toluene-D8	98%		60-130%

ND = Not detected MDL - Method Detection Limit

RL = Reporting Limit

E = Indicates value exceeds calibration range

J = Indicates an estimated value

B = Indicates analyte found in associated method blank

N = Indicates presumptive evidence of a compound



## Report of Analysis

<b>Client Sample ID:</b> E20-0.6		<b>Date Sampled:</b> 08/31/11
<b>Lab Sample ID:</b> C17722-3		<b>Date Received:</b> 08/31/11
<b>Matrix:</b> SO - Soil		<b>Percent Solids:</b> n/a <sup>a</sup>
<b>Method:</b> SW846 8260B		
<b>Project:</b> Romic Soil Investigation(Romic EPA) - 2081 Bay Road, East Palo Alto, CA		

**VOA 8260 List**

CAS No.	Surrogate Recoveries	Run# 1	Run# 2	Limits
460-00-4	4-Bromofluorobenzene	101%		60-130%

(a) All results reported on wet weight basis.

ND = Not detected      MDL - Method Detection Limit  
 RL = Reporting Limit  
 E = Indicates value exceeds calibration range

J = Indicates an estimated value  
 B = Indicates analyte found in associated method blank  
 N = Indicates presumptive evidence of a compound

## Report of Analysis

<b>Client Sample ID:</b> E20-0.6	<b>Date Sampled:</b> 08/31/11
<b>Lab Sample ID:</b> C17722-3	<b>Date Received:</b> 08/31/11
<b>Matrix:</b> SO - Soil	<b>Percent Solids:</b> n/a <sup>a</sup>
<b>Project:</b> Romic Soil Investigation(Romic EPA) - 2081 Bay Road, East Palo Alto, CA	

### Metals Analysis

Analyte	Result	RL	Units	DF	Prep	Analyzed By	Method	Prep Method
Arsenic	< 1.8	1.8	mg/kg	1	09/04/11	09/07/11 RS	SW846 6010B <sup>1</sup>	SW846 3050B <sup>3</sup>
Lead	2.4	1.8	mg/kg	1	09/04/11	09/07/11 RS	SW846 6010B <sup>1</sup>	SW846 3050B <sup>3</sup>
Mercury	< 0.036	0.036	mg/kg	1	09/13/11	09/14/11 RW	SW846 7471A <sup>2</sup>	SW846 7471A <sup>4</sup>

- (1) Instrument QC Batch: MA2080
- (2) Instrument QC Batch: MA2090
- (3) Prep QC Batch: MP3924
- (4) Prep QC Batch: MP3972

(a) All results reported on wet weight basis.

RL = Reporting Limit

## Report of Analysis

<b>Client Sample ID:</b>	E20-5.5	<b>Date Sampled:</b>	08/31/11
<b>Lab Sample ID:</b>	C17722-4	<b>Date Received:</b>	08/31/11
<b>Matrix:</b>	SO - Soil	<b>Percent Solids:</b>	n/a <sup>a</sup>
<b>Method:</b>	SW846 8260B	<b>Project:</b> Romic Soil Investigation(Romic EPA) - 2081 Bay Road, East Palo Alto, CA	

Run #1	File ID	DF	Analyzed	By	Prep Date	Prep Batch	Analytical Batch
Run #2	M27283.D	40	09/06/11	XB	n/a	n/a	VM865

Run #1	Initial Weight	Final Volume	Methanol Aliquot
Run #2	4.62 g	5.0 ml	1.0 ul

## VOA 8260 List

CAS No.	Compound	Result	RL	MDL	Units	Q
67-64-1	Acetone	ND		220000004300000	ug/kg	
71-43-2	Benzene	ND	1100000	320000	ug/kg	
108-86-1	Bromobenzene	ND	1100000	320000	ug/kg	
74-97-5	Bromochloromethane	ND	1100000	320000	ug/kg	
75-27-4	Bromodichloromethane	ND	1100000	220000	ug/kg	
75-25-2	Bromoform	ND	1100000	220000	ug/kg	
104-51-8	n-Butylbenzene	ND	1100000	320000	ug/kg	
135-98-8	sec-Butylbenzene	ND	1100000	320000	ug/kg	
98-06-6	tert-Butylbenzene	ND	1100000	320000	ug/kg	
108-90-7	Chlorobenzene	ND	1100000	320000	ug/kg	
75-00-3	Chloroethane	ND	1100000	320000	ug/kg	
67-66-3	Chloroform	ND	1100000	320000	ug/kg	
95-49-8	o-Chlorotoluene	ND	1100000	320000	ug/kg	
106-43-4	p-Chlorotoluene	ND	1100000	320000	ug/kg	
56-23-5	Carbon tetrachloride	ND	1100000	220000	ug/kg	
75-34-3	1,1-Dichloroethane	ND	1100000	220000	ug/kg	
75-35-4	1,1-Dichloroethylene	ND	1100000	320000	ug/kg	
563-58-6	1,1-Dichloropropene	ND	1100000	320000	ug/kg	
96-12-8	1,2-Dibromo-3-chloropropane	ND	1100000	220000	ug/kg	
106-93-4	1,2-Dibromoethane	ND	1100000	220000	ug/kg	
107-06-2	1,2-Dichloroethane	ND	1100000	320000	ug/kg	
78-87-5	1,2-Dichloropropane	ND	1100000	320000	ug/kg	
142-28-9	1,3-Dichloropropane	ND	1100000	320000	ug/kg	
108-20-3	Di-Isopropyl ether	ND	1100000	320000	ug/kg	
594-20-7	2,2-Dichloropropane	ND	1100000	320000	ug/kg	
124-48-1	Dibromochloromethane	ND	1100000	220000	ug/kg	
75-71-8	Dichlorodifluoromethane	ND	1100000	220000	ug/kg	
156-59-2	cis-1,2-Dichloroethylene	ND	1100000	320000	ug/kg	
10061-01-5	cis-1,3-Dichloropropene	ND	1100000	320000	ug/kg	
541-73-1	m-Dichlorobenzene	ND	1100000	320000	ug/kg	
95-50-1	o-Dichlorobenzene	ND	1100000	320000	ug/kg	
106-46-7	p-Dichlorobenzene	ND	1100000	320000	ug/kg	

ND = Not detected MDL - Method Detection Limit

RL = Reporting Limit

E = Indicates value exceeds calibration range

J = Indicates an estimated value

B = Indicates analyte found in associated method blank

N = Indicates presumptive evidence of a compound

## Report of Analysis

<b>Client Sample ID:</b>	E20-5.5	<b>Date Sampled:</b>	08/31/11
<b>Lab Sample ID:</b>	C17722-4	<b>Date Received:</b>	08/31/11
<b>Matrix:</b>	SO - Soil	<b>Percent Solids:</b>	n/a <sup>a</sup>
<b>Method:</b>	SW846 8260B	<b>Project:</b> Romic Soil Investigation(Romic EPA) - 2081 Bay Road,East Palo Alto,CA	

## VOA 8260 List

CAS No.	Compound	Result	RL	MDL	Units	Q
156-60-5	trans-1,2-Dichloroethylene	ND	1100000	320000	ug/kg	
10061-02-6	trans-1,3-Dichloropropene	ND	1100000	320000	ug/kg	
100-41-4	Ethylbenzene	3270000	1100000	320000	ug/kg	
637-92-3	Ethyl tert-Butyl Ether	ND	1100000	320000	ug/kg	
591-78-6	2-Hexanone	ND	8700000	1100000	ug/kg	
87-68-3	Hexachlorobutadiene	ND	1100000	220000	ug/kg	
98-82-8	Isopropylbenzene	ND	1100000	320000	ug/kg	
99-87-6	p-Isopropyltoluene	ND	1100000	320000	ug/kg	
108-10-1	4-Methyl-2-pentanone	ND	8700000	3200000	ug/kg	
74-83-9	Methyl bromide	ND	1100000	540000	ug/kg	
74-87-3	Methyl chloride	ND	1100000	320000	ug/kg	
74-95-3	Methylene bromide	ND	1100000	540000	ug/kg	
75-09-2	Methylene chloride	ND	5400000	3500000	ug/kg	
78-93-3	Methyl ethyl ketone	19700000	8700000	2600000	ug/kg	
1634-04-4	Methyl Tert Butyl Ether	ND	1100000	220000	ug/kg	
91-20-3	Naphthalene	377000	1100000	320000	ug/kg	J
103-65-1	n-Propylbenzene	ND	1100000	320000	ug/kg	
100-42-5	Styrene	1340000	1100000	220000	ug/kg	
994-05-8	Tert-Amyl Methyl Ether	ND	1100000	260000	ug/kg	
75-65-0	Tert Butyl Alcohol	ND	8700000	2200000	ug/kg	
630-20-6	1,1,1,2-Tetrachloroethane	ND	1100000	220000	ug/kg	
71-55-6	1,1,1-Trichloroethane	ND	1100000	320000	ug/kg	
79-34-5	1,1,2,2-Tetrachloroethane	ND	1100000	220000	ug/kg	
79-00-5	1,1,2-Trichloroethane	ND	1100000	220000	ug/kg	
87-61-6	1,2,3-Trichlorobenzene	ND	1100000	320000	ug/kg	
96-18-4	1,2,3-Trichloropropane	ND	1100000	320000	ug/kg	
120-82-1	1,2,4-Trichlorobenzene	ND	1100000	320000	ug/kg	
95-63-6	1,2,4-Trimethylbenzene	1430000	1100000	320000	ug/kg	
108-67-8	1,3,5-Trimethylbenzene	406000	1100000	320000	ug/kg	J
127-18-4	Tetrachloroethylene	ND	1100000	760000	ug/kg	
108-88-3	Toluene	6330000	1100000	320000	ug/kg	
79-01-6	Trichloroethylene	394000	1100000	220000	ug/kg	J
75-69-4	Trichlorofluoromethane	ND	1100000	260000	ug/kg	
75-01-4	Vinyl chloride	ND	1100000	540000	ug/kg	
1330-20-7	Xylene (total)	9000000	2200000	870000	ug/kg	

CAS No.	Surrogate Recoveries	Run# 1	Run# 2	Limits
1868-53-7	Dibromofluoromethane	97%		60-130%
2037-26-5	Toluene-D8	97%		60-130%

ND = Not detected MDL - Method Detection Limit

RL = Reporting Limit

E = Indicates value exceeds calibration range

J = Indicates an estimated value

B = Indicates analyte found in associated method blank

N = Indicates presumptive evidence of a compound

## Report of Analysis

<b>Client Sample ID:</b> E20-5.5	<b>Date Sampled:</b> 08/31/11
<b>Lab Sample ID:</b> C17722-4	<b>Date Received:</b> 08/31/11
<b>Matrix:</b> SO - Soil	<b>Percent Solids:</b> n/a <sup>a</sup>
<b>Method:</b> SW846 8260B	
<b>Project:</b> Romic Soil Investigation(Romic EPA) - 2081 Bay Road, East Palo Alto, CA	

### VOA 8260 List

CAS No.	Surrogate Recoveries	Run# 1	Run# 2	Limits
460-00-4	4-Bromofluorobenzene	101%		60-130%

(a) All results reported on wet weight basis.

ND = Not detected      MDL - Method Detection Limit  
 RL = Reporting Limit  
 E = Indicates value exceeds calibration range

J = Indicates an estimated value  
 B = Indicates analyte found in associated method blank  
 N = Indicates presumptive evidence of a compound

## Report of Analysis

<b>Client Sample ID:</b> E20-5.5	<b>Date Sampled:</b> 08/31/11
<b>Lab Sample ID:</b> C17722-4	<b>Date Received:</b> 08/31/11
<b>Matrix:</b> SO - Soil	<b>Percent Solids:</b> n/a <sup>a</sup>
<b>Project:</b> Romic Soil Investigation(Romic EPA) - 2081 Bay Road, East Palo Alto, CA	

### Metals Analysis

Analyte	Result	RL	Units	DF	Prep	Analyzed By	Method	Prep Method
Arsenic	2.9	1.8	mg/kg	1	09/04/11	09/08/11 RS	SW846 6010B <sup>1</sup>	SW846 3050B <sup>3</sup>
Lead	158	1.8	mg/kg	1	09/04/11	09/08/11 RS	SW846 6010B <sup>1</sup>	SW846 3050B <sup>3</sup>
Mercury	1.0	0.12	mg/kg	3	09/13/11	09/14/11 RW	SW846 7471A <sup>2</sup>	SW846 7471A <sup>4</sup>

- (1) Instrument QC Batch: MA2080
- (2) Instrument QC Batch: MA2090
- (3) Prep QC Batch: MP3924
- (4) Prep QC Batch: MP3972

(a) All results reported on wet weight basis.

---

RL = Reporting Limit

## Report of Analysis

<b>Client Sample ID:</b> E20-5.5 DUP	<b>Date Sampled:</b> 08/31/11
<b>Lab Sample ID:</b> C17722-4A	<b>Date Received:</b> 08/31/11
<b>Matrix:</b> SO - Soil	<b>Percent Solids:</b> n/a <sup>a</sup>
<b>Project:</b> Romic Soil Investigation(Romic EPA) - 2081 Bay Road, East Palo Alto, CA	

### Metals Analysis

Analyte	Result	RL	Units	DF	Prep	Analyzed By	Method	Prep Method
Arsenic	1.9	1.8	mg/kg	1	09/04/11	09/08/11 RS	SW846 6010B <sup>1</sup>	SW846 3050B <sup>3</sup>
Lead	153	1.8	mg/kg	1	09/04/11	09/08/11 RS	SW846 6010B <sup>1</sup>	SW846 3050B <sup>3</sup>
Mercury	1.5	0.12	mg/kg	3	09/13/11	09/14/11 RW	SW846 7471A <sup>2</sup>	SW846 7471A <sup>4</sup>

- (1) Instrument QC Batch: MA2080
- (2) Instrument QC Batch: MA2090
- (3) Prep QC Batch: MP3924
- (4) Prep QC Batch: MP3972

(a) All results reported on wet weight basis.

---

RL = Reporting Limit

## Report of Analysis

<b>Client Sample ID:</b>	E20-10.0	<b>Date Sampled:</b>	08/31/11
<b>Lab Sample ID:</b>	C17722-5	<b>Date Received:</b>	08/31/11
<b>Matrix:</b>	SO - Soil	<b>Percent Solids:</b>	n/a <sup>a</sup>
<b>Method:</b>	SW846 8260B	<b>Project:</b> Romic Soil Investigation(Romic EPA) - 2081 Bay Road, East Palo Alto, CA	

Run #	File ID	DF	Analyzed	By	Prep Date	Prep Batch	Analytical Batch
Run #1	M27305.D	20	09/07/11	XB	n/a	n/a	VM866
Run #2							

Run #	Initial Weight	Final Volume	Methanol Aliquot
Run #1	5.22 g	5.0 ml	4.0 ul
Run #2			

## VOA 8260 List

CAS No.	Compound	Result	RL	MDL	Units	Q
67-64-1	Acetone	ND	240000	480000	ug/kg	
71-43-2	Benzene	45500	120000	36000	ug/kg	J
108-86-1	Bromobenzene	ND	120000	36000	ug/kg	
74-97-5	Bromochloromethane	ND	120000	36000	ug/kg	
75-27-4	Bromodichloromethane	ND	120000	24000	ug/kg	
75-25-2	Bromoform	ND	120000	24000	ug/kg	
104-51-8	n-Butylbenzene	ND	120000	36000	ug/kg	
135-98-8	sec-Butylbenzene	ND	120000	36000	ug/kg	
98-06-6	tert-Butylbenzene	ND	120000	36000	ug/kg	
108-90-7	Chlorobenzene	ND	120000	36000	ug/kg	
75-00-3	Chloroethane	ND	120000	36000	ug/kg	
67-66-3	Chloroform	ND	120000	36000	ug/kg	
95-49-8	o-Chlorotoluene	ND	120000	36000	ug/kg	
106-43-4	p-Chlorotoluene	ND	120000	36000	ug/kg	
56-23-5	Carbon tetrachloride	ND	120000	24000	ug/kg	
75-34-3	1,1-Dichloroethane	ND	120000	24000	ug/kg	
75-35-4	1,1-Dichloroethylene	ND	120000	36000	ug/kg	
563-58-6	1,1-Dichloropropene	ND	120000	36000	ug/kg	
96-12-8	1,2-Dibromo-3-chloropropane	ND	120000	24000	ug/kg	
106-93-4	1,2-Dibromoethane	ND	120000	24000	ug/kg	
107-06-2	1,2-Dichloroethane	ND	120000	36000	ug/kg	
78-87-5	1,2-Dichloropropane	ND	120000	36000	ug/kg	
142-28-9	1,3-Dichloropropane	ND	120000	36000	ug/kg	
108-20-3	Di-Isopropyl ether	ND	120000	36000	ug/kg	
594-20-7	2,2-Dichloropropane	ND	120000	36000	ug/kg	
124-48-1	Dibromochloromethane	ND	120000	24000	ug/kg	
75-71-8	Dichlorodifluoromethane	ND	120000	24000	ug/kg	
156-59-2	cis-1,2-Dichloroethylene	ND	120000	36000	ug/kg	
10061-01-5	cis-1,3-Dichloropropene	ND	120000	36000	ug/kg	
541-73-1	m-Dichlorobenzene	ND	120000	36000	ug/kg	
95-50-1	o-Dichlorobenzene	ND	120000	36000	ug/kg	
106-46-7	p-Dichlorobenzene	ND	120000	36000	ug/kg	

ND = Not detected MDL - Method Detection Limit

RL = Reporting Limit

E = Indicates value exceeds calibration range

J = Indicates an estimated value

B = Indicates analyte found in associated method blank

N = Indicates presumptive evidence of a compound



## Report of Analysis

<b>Client Sample ID:</b>	E20-10.0	<b>Date Sampled:</b>	08/31/11
<b>Lab Sample ID:</b>	C17722-5	<b>Date Received:</b>	08/31/11
<b>Matrix:</b>	SO - Soil	<b>Percent Solids:</b>	n/a <sup>a</sup>
<b>Method:</b>	SW846 8260B	<b>Project:</b> Romc Soil Investigation(Romc EPA) - 2081 Bay Road,East Palo Alto,CA	

## VOA 8260 List

CAS No.	Compound	Result	RL	MDL	Units	Q
156-60-5	trans-1,2-Dichloroethylene	ND	120000	36000	ug/kg	
10061-02-6	trans-1,3-Dichloropropene	ND	120000	36000	ug/kg	
100-41-4	Ethylbenzene	581000	120000	36000	ug/kg	
637-92-3	Ethyl tert-Butyl Ether	ND	120000	36000	ug/kg	
591-78-6	2-Hexanone	ND	960000	120000	ug/kg	
87-68-3	Hexachlorobutadiene	ND	120000	24000	ug/kg	
98-82-8	Isopropylbenzene	ND	120000	36000	ug/kg	
99-87-6	p-Isopropyltoluene	ND	120000	36000	ug/kg	
108-10-1	4-Methyl-2-pentanone	450000	960000	360000	ug/kg	J
74-83-9	Methyl bromide	ND	120000	60000	ug/kg	
74-87-3	Methyl chloride	ND	120000	36000	ug/kg	
74-95-3	Methylene bromide	ND	120000	60000	ug/kg	
75-09-2	Methylene chloride	ND	600000	380000	ug/kg	
78-93-3	Methyl ethyl ketone	8110000	960000	290000	ug/kg	
1634-04-4	Methyl Tert Butyl Ether	ND	120000	24000	ug/kg	
91-20-3	Naphthalene	52300	120000	36000	ug/kg	J
103-65-1	n-Propylbenzene	38600	120000	36000	ug/kg	J
100-42-5	Styrene	237000	120000	24000	ug/kg	
994-05-8	Tert-Amyl Methyl Ether	ND	120000	29000	ug/kg	
75-65-0	Tert Butyl Alcohol	ND	960000	240000	ug/kg	
630-20-6	1,1,1,2-Tetrachloroethane	ND	120000	24000	ug/kg	
71-55-6	1,1,1-Trichloroethane	ND	120000	36000	ug/kg	
79-34-5	1,1,2,2-Tetrachloroethane	ND	120000	24000	ug/kg	
79-00-5	1,1,2-Trichloroethane	ND	120000	24000	ug/kg	
87-61-6	1,2,3-Trichlorobenzene	ND	120000	36000	ug/kg	
96-18-4	1,2,3-Trichloropropane	ND	120000	36000	ug/kg	
120-82-1	1,2,4-Trichlorobenzene	ND	120000	36000	ug/kg	
95-63-6	1,2,4-Trimethylbenzene	236000	120000	36000	ug/kg	
108-67-8	1,3,5-Trimethylbenzene	72600	120000	36000	ug/kg	J
127-18-4	Tetrachloroethylene	ND	120000	84000	ug/kg	
108-88-3	Toluene	1150000	120000	36000	ug/kg	
79-01-6	Trichloroethylene	64100	120000	24000	ug/kg	J
75-69-4	Trichlorofluoromethane	ND	120000	29000	ug/kg	
75-01-4	Vinyl chloride	ND	120000	60000	ug/kg	
1330-20-7	Xylene (total)	1570000	240000	96000	ug/kg	

CAS No.	Surrogate Recoveries	Run# 1	Run# 2	Limits
1868-53-7	Dibromofluoromethane	98%		60-130%
2037-26-5	Toluene-D8	98%		60-130%

ND = Not detected MDL - Method Detection Limit

RL = Reporting Limit

E = Indicates value exceeds calibration range

J = Indicates an estimated value

B = Indicates analyte found in associated method blank

N = Indicates presumptive evidence of a compound

## Report of Analysis

<b>Client Sample ID:</b> E20-10.0	
<b>Lab Sample ID:</b> C17722-5	<b>Date Sampled:</b> 08/31/11
<b>Matrix:</b> SO - Soil	<b>Date Received:</b> 08/31/11
<b>Method:</b> SW846 8260B	<b>Percent Solids:</b> n/a <sup>a</sup>
<b>Project:</b> Romic Soil Investigation(Romic EPA) - 2081 Bay Road, East Palo Alto, CA	

### VOA 8260 List

CAS No.	Surrogate Recoveries	Run# 1	Run# 2	Limits
460-00-4	4-Bromofluorobenzene	100%		60-130%

(a) All results reported on wet weight basis.

ND = Not detected      MDL - Method Detection Limit  
 RL = Reporting Limit  
 E = Indicates value exceeds calibration range

J = Indicates an estimated value  
 B = Indicates analyte found in associated method blank  
 N = Indicates presumptive evidence of a compound

## Report of Analysis

<b>Client Sample ID:</b>	E20-10.0	<b>Date Sampled:</b>	08/31/11
<b>Lab Sample ID:</b>	C17722-5	<b>Date Received:</b>	08/31/11
<b>Matrix:</b>	SO - Soil	<b>Percent Solids:</b>	n/a <sup>a</sup>
<b>Project:</b>	Romic Soil Investigation(Romic EPA) - 2081 Bay Road,East Palo Alto,CA		

### Metals Analysis

Analyte	Result	RL	Units	DF	Prep	Analyzed By	Method	Prep Method
Arsenic <sup>b</sup>	< 9.3	9.3	mg/kg	5	09/04/11	09/08/11 RS	SW846 6010B <sup>1</sup>	SW846 3050B <sup>3</sup>
Lead <sup>b</sup>	338	9.3	mg/kg	5	09/04/11	09/08/11 RS	SW846 6010B <sup>1</sup>	SW846 3050B <sup>3</sup>
Mercury	0.51	0.041	mg/kg	1	09/13/11	09/14/11 RW	SW846 7471A <sup>2</sup>	SW846 7471A <sup>4</sup>

- (1) Instrument QC Batch: MA2080
- (2) Instrument QC Batch: MA2090
- (3) Prep QC Batch: MP3924
- (4) Prep QC Batch: MP3972

- (a) All results reported on wet weight basis.
- (b) Elevated reporting limit(s) due to matrix interference and/or dilution required for high interfering element.

RL = Reporting Limit

## Report of Analysis

<b>Client Sample ID:</b>	B20-0.5	<b>Date Sampled:</b>	08/31/11
<b>Lab Sample ID:</b>	C17722-6	<b>Date Received:</b>	08/31/11
<b>Matrix:</b>	SO - Soil	<b>Percent Solids:</b>	n/a <sup>a</sup>
<b>Method:</b>	SW846 8260B	<b>Project:</b> Romic Soil Investigation(Romic EPA) - 2081 Bay Road, East Palo Alto, CA	

Run #	File ID	DF	Analyzed	By	Prep Date	Prep Batch	Analytical Batch
Run #1	M27280.D	1	09/06/11	XB	n/a	n/a	VM865
Run #2							

Run #	Initial Weight
Run #1	5.29 g
Run #2	

## VOA 8260 List

CAS No.	Compound	Result	RL	MDL	Units	Q
67-64-1	Acetone	152	95	19	ug/kg	
71-43-2	Benzene	4.3	4.7	1.4	ug/kg	J
108-86-1	Bromobenzene	ND	4.7	1.4	ug/kg	
74-97-5	Bromochloromethane	ND	4.7	1.4	ug/kg	
75-27-4	Bromodichloromethane	ND	4.7	0.95	ug/kg	
75-25-2	Bromoform	ND	4.7	0.95	ug/kg	
104-51-8	n-Butylbenzene	ND	4.7	1.4	ug/kg	
135-98-8	sec-Butylbenzene	ND	4.7	1.4	ug/kg	
98-06-6	tert-Butylbenzene	ND	4.7	1.4	ug/kg	
108-90-7	Chlorobenzene	ND	4.7	1.4	ug/kg	
75-00-3	Chloroethane	ND	4.7	1.4	ug/kg	
67-66-3	Chloroform	ND	4.7	1.4	ug/kg	
95-49-8	o-Chlorotoluene	ND	4.7	1.4	ug/kg	
106-43-4	p-Chlorotoluene	ND	4.7	1.4	ug/kg	
56-23-5	Carbon tetrachloride	ND	4.7	0.95	ug/kg	
75-34-3	1,1-Dichloroethane	ND	4.7	0.95	ug/kg	
75-35-4	1,1-Dichloroethylene	ND	4.7	1.4	ug/kg	
563-58-6	1,1-Dichloropropene	ND	4.7	1.4	ug/kg	
96-12-8	1,2-Dibromo-3-chloropropane	ND	4.7	0.95	ug/kg	
106-93-4	1,2-Dibromoethane	ND	4.7	0.95	ug/kg	
107-06-2	1,2-Dichloroethane	ND	4.7	1.4	ug/kg	
78-87-5	1,2-Dichloropropane	ND	4.7	1.4	ug/kg	
142-28-9	1,3-Dichloropropane	ND	4.7	1.4	ug/kg	
108-20-3	Di-Isopropyl ether	ND	4.7	1.4	ug/kg	
594-20-7	2,2-Dichloropropane	ND	4.7	1.4	ug/kg	
124-48-1	Dibromochloromethane	ND	4.7	0.95	ug/kg	
75-71-8	Dichlorodifluoromethane	ND	4.7	0.95	ug/kg	
156-59-2	cis-1,2-Dichloroethylene	ND	4.7	1.4	ug/kg	
10061-01-5	cis-1,3-Dichloropropene	ND	4.7	1.4	ug/kg	
541-73-1	m-Dichlorobenzene	ND	4.7	1.4	ug/kg	
95-50-1	o-Dichlorobenzene	ND	4.7	1.4	ug/kg	
106-46-7	p-Dichlorobenzene	ND	4.7	1.4	ug/kg	

ND = Not detected MDL - Method Detection Limit

RL = Reporting Limit

E = Indicates value exceeds calibration range

J = Indicates an estimated value

B = Indicates analyte found in associated method blank

N = Indicates presumptive evidence of a compound

## Report of Analysis

<b>Client Sample ID:</b>	B20-0.5	<b>Date Sampled:</b>	08/31/11
<b>Lab Sample ID:</b>	C17722-6	<b>Date Received:</b>	08/31/11
<b>Matrix:</b>	SO - Soil	<b>Percent Solids:</b>	n/a <sup>a</sup>
<b>Method:</b>	SW846 8260B	<b>Project:</b> Romic Soil Investigation(Romic EPA) - 2081 Bay Road,East Palo Alto,CA	

## VOA 8260 List

CAS No.	Compound	Result	RL	MDL	Units	Q
156-60-5	trans-1,2-Dichloroethylene	ND	4.7	1.4	ug/kg	
10061-02-6	trans-1,3-Dichloropropene	ND	4.7	1.4	ug/kg	
100-41-4	Ethylbenzene	ND	4.7	1.4	ug/kg	
637-92-3	Ethyl tert-Butyl Ether	ND	4.7	1.4	ug/kg	
591-78-6	2-Hexanone	ND	38	4.7	ug/kg	
87-68-3	Hexachlorobutadiene	ND	4.7	0.95	ug/kg	
98-82-8	Isopropylbenzene	ND	4.7	1.4	ug/kg	
99-87-6	p-Isopropyltoluene	ND	4.7	1.4	ug/kg	
108-10-1	4-Methyl-2-pentanone	ND	38	14	ug/kg	
74-83-9	Methyl bromide	ND	4.7	2.4	ug/kg	
74-87-3	Methyl chloride	ND	4.7	1.4	ug/kg	
74-95-3	Methylene bromide	ND	4.7	2.4	ug/kg	
75-09-2	Methylene chloride	ND	24	15	ug/kg	
78-93-3	Methyl ethyl ketone	29.3	38	11	ug/kg	J
1634-04-4	Methyl Tert Butyl Ether	ND	4.7	0.95	ug/kg	
91-20-3	Naphthalene	4.8	4.7	1.4	ug/kg	
103-65-1	n-Propylbenzene	ND	4.7	1.4	ug/kg	
100-42-5	Styrene	ND	4.7	0.95	ug/kg	
994-05-8	Tert-Amyl Methyl Ether	ND	4.7	1.1	ug/kg	
75-65-0	Tert Butyl Alcohol	ND	38	9.5	ug/kg	
630-20-6	1,1,1,2-Tetrachloroethane	ND	4.7	0.95	ug/kg	
71-55-6	1,1,1-Trichloroethane	ND	4.7	1.4	ug/kg	
79-34-5	1,1,2,2-Tetrachloroethane	ND	4.7	0.95	ug/kg	
79-00-5	1,1,2-Trichloroethane	ND	4.7	0.95	ug/kg	
87-61-6	1,2,3-Trichlorobenzene	ND	4.7	1.4	ug/kg	
96-18-4	1,2,3-Trichloropropane	ND	4.7	1.4	ug/kg	
120-82-1	1,2,4-Trichlorobenzene	ND	4.7	1.4	ug/kg	
95-63-6	1,2,4-Trimethylbenzene	ND	4.7	1.4	ug/kg	
108-67-8	1,3,5-Trimethylbenzene	ND	4.7	1.4	ug/kg	
127-18-4	Tetrachloroethylene	ND	4.7	3.3	ug/kg	
108-88-3	Toluene	1.7	4.7	1.4	ug/kg	J
79-01-6	Trichloroethylene	ND	4.7	0.95	ug/kg	
75-69-4	Trichlorofluoromethane	ND	4.7	1.1	ug/kg	
75-01-4	Vinyl chloride	ND	4.7	2.4	ug/kg	
1330-20-7	Xylene (total)	ND	9.5	3.8	ug/kg	

CAS No.	Surrogate Recoveries	Run# 1	Run# 2	Limits
1868-53-7	Dibromofluoromethane	102%		60-130%
2037-26-5	Toluene-D8	97%		60-130%

ND = Not detected MDL - Method Detection Limit

RL = Reporting Limit

E = Indicates value exceeds calibration range

J = Indicates an estimated value

B = Indicates analyte found in associated method blank

N = Indicates presumptive evidence of a compound

## Report of Analysis

<b>Client Sample ID:</b>	B20-0.5	
<b>Lab Sample ID:</b>	C17722-6	<b>Date Sampled:</b> 08/31/11
<b>Matrix:</b>	SO - Soil	<b>Date Received:</b> 08/31/11
<b>Method:</b>	SW846 8260B	<b>Percent Solids:</b> n/a <sup>a</sup>
<b>Project:</b>	Romic Soil Investigation(Romic EPA) - 2081 Bay Road, East Palo Alto, CA	

### VOA 8260 List

CAS No.	Surrogate Recoveries	Run# 1	Run# 2	Limits
460-00-4	4-Bromofluorobenzene	98%		60-130%

(a) All results reported on wet weight basis.

ND = Not detected      MDL - Method Detection Limit  
 RL = Reporting Limit  
 E = Indicates value exceeds calibration range

J = Indicates an estimated value  
 B = Indicates analyte found in associated method blank  
 N = Indicates presumptive evidence of a compound

## Report of Analysis

<b>Client Sample ID:</b> B20-0.5	<b>Date Sampled:</b> 08/31/11
<b>Lab Sample ID:</b> C17722-6	<b>Date Received:</b> 08/31/11
<b>Matrix:</b> SO - Soil	<b>Percent Solids:</b> n/a <sup>a</sup>
<b>Project:</b> Romic Soil Investigation(Romic EPA) - 2081 Bay Road, East Palo Alto, CA	

### Metals Analysis

Analyte	Result	RL	Units	DF	Prep	Analyzed By	Method	Prep Method
Arsenic	7.7	1.8	mg/kg	1	09/04/11	09/08/11 RS	SW846 6010B <sup>1</sup>	SW846 3050B <sup>3</sup>
Lead	132	1.8	mg/kg	1	09/04/11	09/08/11 RS	SW846 6010B <sup>1</sup>	SW846 3050B <sup>3</sup>
Mercury	5.1	0.36	mg/kg	10	09/13/11	09/14/11 RW	SW846 7471A <sup>2</sup>	SW846 7471A <sup>4</sup>

- (1) Instrument QC Batch: MA2080
- (2) Instrument QC Batch: MA2090
- (3) Prep QC Batch: MP3924
- (4) Prep QC Batch: MP3972

(a) All results reported on wet weight basis.

RL = Reporting Limit

## Report of Analysis

<b>Client Sample ID:</b>	B20-3.0	<b>Date Sampled:</b>	08/31/11
<b>Lab Sample ID:</b>	C17722-7	<b>Date Received:</b>	08/31/11
<b>Matrix:</b>	SO - Soil	<b>Percent Solids:</b>	n/a <sup>a</sup>
<b>Method:</b>	SW846 8260B	<b>Project:</b> Romic Soil Investigation(Romic EPA) - 2081 Bay Road, East Palo Alto, CA	

Run #	File ID	DF	Analyzed	By	Prep Date	Prep Batch	Analytical Batch
Run #1	M27266.D	1	09/06/11	XB	n/a	n/a	VM865
Run #2							

Run #	Initial Weight
Run #1	5.17 g
Run #2	

## VOA 8260 List

CAS No.	Compound	Result	RL	MDL	Units	Q
67-64-1	Acetone	102	97	19	ug/kg	
71-43-2	Benzene	ND	4.8	1.5	ug/kg	
108-86-1	Bromobenzene	ND	4.8	1.5	ug/kg	
74-97-5	Bromochloromethane	ND	4.8	1.5	ug/kg	
75-27-4	Bromodichloromethane	ND	4.8	0.97	ug/kg	
75-25-2	Bromoform	ND	4.8	0.97	ug/kg	
104-51-8	n-Butylbenzene	ND	4.8	1.5	ug/kg	
135-98-8	sec-Butylbenzene	ND	4.8	1.5	ug/kg	
98-06-6	tert-Butylbenzene	ND	4.8	1.5	ug/kg	
108-90-7	Chlorobenzene	ND	4.8	1.5	ug/kg	
75-00-3	Chloroethane	ND	4.8	1.5	ug/kg	
67-66-3	Chloroform	ND	4.8	1.5	ug/kg	
95-49-8	o-Chlorotoluene	ND	4.8	1.5	ug/kg	
106-43-4	p-Chlorotoluene	ND	4.8	1.5	ug/kg	
56-23-5	Carbon tetrachloride	ND	4.8	0.97	ug/kg	
75-34-3	1,1-Dichloroethane	ND	4.8	0.97	ug/kg	
75-35-4	1,1-Dichloroethylene	ND	4.8	1.5	ug/kg	
563-58-6	1,1-Dichloropropene	ND	4.8	1.5	ug/kg	
96-12-8	1,2-Dibromo-3-chloropropane	ND	4.8	0.97	ug/kg	
106-93-4	1,2-Dibromoethane	ND	4.8	0.97	ug/kg	
107-06-2	1,2-Dichloroethane	ND	4.8	1.5	ug/kg	
78-87-5	1,2-Dichloropropane	ND	4.8	1.5	ug/kg	
142-28-9	1,3-Dichloropropane	ND	4.8	1.5	ug/kg	
108-20-3	Di-Isopropyl ether	ND	4.8	1.5	ug/kg	
594-20-7	2,2-Dichloropropane	ND	4.8	1.5	ug/kg	
124-48-1	Dibromochloromethane	ND	4.8	0.97	ug/kg	
75-71-8	Dichlorodifluoromethane	ND	4.8	0.97	ug/kg	
156-59-2	cis-1,2-Dichloroethylene	ND	4.8	1.5	ug/kg	
10061-01-5	cis-1,3-Dichloropropene	ND	4.8	1.5	ug/kg	
541-73-1	m-Dichlorobenzene	ND	4.8	1.5	ug/kg	
95-50-1	o-Dichlorobenzene	ND	4.8	1.5	ug/kg	
106-46-7	p-Dichlorobenzene	ND	4.8	1.5	ug/kg	

ND = Not detected MDL - Method Detection Limit

RL = Reporting Limit

E = Indicates value exceeds calibration range

J = Indicates an estimated value

B = Indicates analyte found in associated method blank

N = Indicates presumptive evidence of a compound



## Report of Analysis

<b>Client Sample ID:</b>	B20-3.0	<b>Date Sampled:</b>	08/31/11
<b>Lab Sample ID:</b>	C17722-7	<b>Date Received:</b>	08/31/11
<b>Matrix:</b>	SO - Soil	<b>Percent Solids:</b>	n/a <sup>a</sup>
<b>Method:</b>	SW846 8260B		
<b>Project:</b>	Romic Soil Investigation(Romic EPA) - 2081 Bay Road, East Palo Alto, CA		

## VOA 8260 List

CAS No.	Compound	Result	RL	MDL	Units	Q
156-60-5	trans-1,2-Dichloroethylene	ND	4.8	1.5	ug/kg	
10061-02-6	trans-1,3-Dichloropropene	ND	4.8	1.5	ug/kg	
100-41-4	Ethylbenzene	ND	4.8	1.5	ug/kg	
637-92-3	Ethyl tert-Butyl Ether	ND	4.8	1.5	ug/kg	
591-78-6	2-Hexanone	ND	39	4.8	ug/kg	
87-68-3	Hexachlorobutadiene	ND	4.8	0.97	ug/kg	
98-82-8	Isopropylbenzene	ND	4.8	1.5	ug/kg	
99-87-6	p-Isopropyltoluene	ND	4.8	1.5	ug/kg	
108-10-1	4-Methyl-2-pentanone	ND	39	15	ug/kg	
74-83-9	Methyl bromide	ND	4.8	2.4	ug/kg	
74-87-3	Methyl chloride	ND	4.8	1.5	ug/kg	
74-95-3	Methylene bromide	ND	4.8	2.4	ug/kg	
75-09-2	Methylene chloride	ND	24	15	ug/kg	
78-93-3	Methyl ethyl ketone	22.1	39	12	ug/kg	J
1634-04-4	Methyl Tert Butyl Ether	ND	4.8	0.97	ug/kg	
91-20-3	Naphthalene	ND	4.8	1.5	ug/kg	
103-65-1	n-Propylbenzene	ND	4.8	1.5	ug/kg	
100-42-5	Styrene	ND	4.8	0.97	ug/kg	
994-05-8	Tert-Amyl Methyl Ether	ND	4.8	1.2	ug/kg	
75-65-0	Tert Butyl Alcohol	ND	39	9.7	ug/kg	
630-20-6	1,1,1,2-Tetrachloroethane	ND	4.8	0.97	ug/kg	
71-55-6	1,1,1-Trichloroethane	ND	4.8	1.5	ug/kg	
79-34-5	1,1,2,2-Tetrachloroethane	ND	4.8	0.97	ug/kg	
79-00-5	1,1,2-Trichloroethane	ND	4.8	0.97	ug/kg	
87-61-6	1,2,3-Trichlorobenzene	ND	4.8	1.5	ug/kg	
96-18-4	1,2,3-Trichloropropane	ND	4.8	1.5	ug/kg	
120-82-1	1,2,4-Trichlorobenzene	ND	4.8	1.5	ug/kg	
95-63-6	1,2,4-Trimethylbenzene	ND	4.8	1.5	ug/kg	
108-67-8	1,3,5-Trimethylbenzene	ND	4.8	1.5	ug/kg	
127-18-4	Tetrachloroethylene	ND	4.8	3.4	ug/kg	
108-88-3	Toluene	ND	4.8	1.5	ug/kg	
79-01-6	Trichloroethylene	ND	4.8	0.97	ug/kg	
75-69-4	Trichlorofluoromethane	ND	4.8	1.2	ug/kg	
75-01-4	Vinyl chloride	ND	4.8	2.4	ug/kg	
1330-20-7	Xylene (total)	ND	9.7	3.9	ug/kg	

CAS No.	Surrogate Recoveries	Run# 1	Run# 2	Limits
1868-53-7	Dibromofluoromethane	101%		60-130%
2037-26-5	Toluene-D8	100%		60-130%

ND = Not detected MDL - Method Detection Limit

RL = Reporting Limit

E = Indicates value exceeds calibration range

J = Indicates an estimated value

B = Indicates analyte found in associated method blank

N = Indicates presumptive evidence of a compound

## Report of Analysis

<b>Client Sample ID:</b> B20-3.0	
<b>Lab Sample ID:</b> C17722-7	<b>Date Sampled:</b> 08/31/11
<b>Matrix:</b> SO - Soil	<b>Date Received:</b> 08/31/11
<b>Method:</b> SW846 8260B	<b>Percent Solids:</b> n/a <sup>a</sup>
<b>Project:</b> Romic Soil Investigation(Romic EPA) - 2081 Bay Road, East Palo Alto, CA	

**VOA 8260 List**

CAS No.	Surrogate Recoveries	Run# 1	Run# 2	Limits
460-00-4	4-Bromofluorobenzene	93%		60-130%

(a) All results reported on wet weight basis.

ND = Not detected      MDL - Method Detection Limit  
 RL = Reporting Limit  
 E = Indicates value exceeds calibration range

J = Indicates an estimated value  
 B = Indicates analyte found in associated method blank  
 N = Indicates presumptive evidence of a compound

## Report of Analysis

<b>Client Sample ID:</b> B20-3.0	<b>Date Sampled:</b> 08/31/11
<b>Lab Sample ID:</b> C17722-7	<b>Date Received:</b> 08/31/11
<b>Matrix:</b> SO - Soil	<b>Percent Solids:</b> n/a <sup>a</sup>
<b>Project:</b> Romic Soil Investigation(Romic EPA) - 2081 Bay Road, East Palo Alto, CA	

### Metals Analysis

Analyte	Result	RL	Units	DF	Prep	Analyzed By	Method	Prep Method
Arsenic	8.5	1.8	mg/kg	1	09/04/11	09/08/11 RS	SW846 6010B <sup>1</sup>	SW846 3050B <sup>3</sup>
Lead	32.9	1.8	mg/kg	1	09/04/11	09/08/11 RS	SW846 6010B <sup>1</sup>	SW846 3050B <sup>3</sup>
Mercury	0.16	0.040	mg/kg	1	09/13/11	09/14/11 RW	SW846 7471A <sup>2</sup>	SW846 7471A <sup>4</sup>

- (1) Instrument QC Batch: MA2080
- (2) Instrument QC Batch: MA2090
- (3) Prep QC Batch: MP3924
- (4) Prep QC Batch: MP3972

(a) All results reported on wet weight basis.

RL = Reporting Limit

## Report of Analysis

<b>Client Sample ID:</b>	B20-3.0 DUP	<b>Date Sampled:</b>	08/31/11
<b>Lab Sample ID:</b>	C17722-7A	<b>Date Received:</b>	08/31/11
<b>Matrix:</b>	SO - Soil	<b>Percent Solids:</b>	n/a <sup>a</sup>
<b>Project:</b>	Romic Soil Investigation(Romic EPA) - 2081 Bay Road, East Palo Alto, CA		

### Metals Analysis

Analyte	Result	RL	Units	DF	Prep	Analyzed By	Method	Prep Method
Arsenic	7.5	1.8	mg/kg	1	09/04/11	09/08/11 RS	SW846 6010B <sup>1</sup>	SW846 3050B <sup>3</sup>
Lead	33.6	1.8	mg/kg	1	09/04/11	09/08/11 RS	SW846 6010B <sup>1</sup>	SW846 3050B <sup>3</sup>
Mercury	0.12	0.039	mg/kg	1	09/13/11	09/14/11 RW	SW846 7471A <sup>2</sup>	SW846 7471A <sup>4</sup>

- (1) Instrument QC Batch: MA2080
- (2) Instrument QC Batch: MA2090
- (3) Prep QC Batch: MP3924
- (4) Prep QC Batch: MP3972

(a) All results reported on wet weight basis.

RL = Reporting Limit

## Report of Analysis

<b>Client Sample ID:</b>	B20-6.0	<b>Date Sampled:</b>	08/31/11
<b>Lab Sample ID:</b>	C17722-8	<b>Date Received:</b>	08/31/11
<b>Matrix:</b>	SO - Soil	<b>Percent Solids:</b>	n/a <sup>a</sup>
<b>Method:</b>	SW846 8260B	<b>Project:</b> Romic Soil Investigation(Romic EPA) - 2081 Bay Road, East Palo Alto, CA	

Run #	File ID	DF	Analyzed	By	Prep Date	Prep Batch	Analytical Batch
Run #1	L10334.D	1	09/04/11	XB	n/a	n/a	VL323
Run #2							

Run #	Initial Weight
Run #1	6.51 g
Run #2	

## VOA 8260 List

CAS No.	Compound	Result	RL	MDL	Units	Q
67-64-1	Acetone	36.6	77	15	ug/kg	J
71-43-2	Benzene	ND	3.8	1.2	ug/kg	
108-86-1	Bromobenzene	ND	3.8	1.2	ug/kg	
74-97-5	Bromochloromethane	ND	3.8	1.2	ug/kg	
75-27-4	Bromodichloromethane	ND	3.8	0.77	ug/kg	
75-25-2	Bromoform	ND	3.8	0.77	ug/kg	
104-51-8	n-Butylbenzene	ND	3.8	1.2	ug/kg	
135-98-8	sec-Butylbenzene	ND	3.8	1.2	ug/kg	
98-06-6	tert-Butylbenzene	ND	3.8	1.2	ug/kg	
108-90-7	Chlorobenzene	ND	3.8	1.2	ug/kg	
75-00-3	Chloroethane	ND	3.8	1.2	ug/kg	
67-66-3	Chloroform	ND	3.8	1.2	ug/kg	
95-49-8	o-Chlorotoluene	ND	3.8	1.2	ug/kg	
106-43-4	p-Chlorotoluene	ND	3.8	1.2	ug/kg	
56-23-5	Carbon tetrachloride	ND	3.8	0.77	ug/kg	
75-34-3	1,1-Dichloroethane	ND	3.8	0.77	ug/kg	
75-35-4	1,1-Dichloroethylene	ND	3.8	1.2	ug/kg	
563-58-6	1,1-Dichloropropene	ND	3.8	1.2	ug/kg	
96-12-8	1,2-Dibromo-3-chloropropane	ND	3.8	0.77	ug/kg	
106-93-4	1,2-Dibromoethane	ND	3.8	0.77	ug/kg	
107-06-2	1,2-Dichloroethane	ND	3.8	1.2	ug/kg	
78-87-5	1,2-Dichloropropane	ND	3.8	1.2	ug/kg	
142-28-9	1,3-Dichloropropane	ND	3.8	1.2	ug/kg	
108-20-3	Di-Isopropyl ether	ND	3.8	1.2	ug/kg	
594-20-7	2,2-Dichloropropane	ND	3.8	1.2	ug/kg	
124-48-1	Dibromochloromethane	ND	3.8	0.77	ug/kg	
75-71-8	Dichlorodifluoromethane	ND	3.8	0.77	ug/kg	
156-59-2	cis-1,2-Dichloroethylene	ND	3.8	1.2	ug/kg	
10061-01-5	cis-1,3-Dichloropropene	ND	3.8	1.2	ug/kg	
541-73-1	m-Dichlorobenzene	ND	3.8	1.2	ug/kg	
95-50-1	o-Dichlorobenzene	ND	3.8	1.2	ug/kg	
106-46-7	p-Dichlorobenzene	ND	3.8	1.2	ug/kg	

ND = Not detected MDL - Method Detection Limit

RL = Reporting Limit

E = Indicates value exceeds calibration range

J = Indicates an estimated value

B = Indicates analyte found in associated method blank

N = Indicates presumptive evidence of a compound

## Report of Analysis

<b>Client Sample ID:</b>	B20-6.0	<b>Date Sampled:</b>	08/31/11
<b>Lab Sample ID:</b>	C17722-8	<b>Date Received:</b>	08/31/11
<b>Matrix:</b>	SO - Soil	<b>Percent Solids:</b>	n/a <sup>a</sup>
<b>Method:</b>	SW846 8260B	<b>Project:</b> Romic Soil Investigation(Romic EPA) - 2081 Bay Road,East Palo Alto,CA	

## VOA 8260 List

CAS No.	Compound	Result	RL	MDL	Units	Q
156-60-5	trans-1,2-Dichloroethylene	ND	3.8	1.2	ug/kg	
10061-02-6	trans-1,3-Dichloropropene	ND	3.8	1.2	ug/kg	
100-41-4	Ethylbenzene	ND	3.8	1.2	ug/kg	
637-92-3	Ethyl tert-Butyl Ether	ND	3.8	1.2	ug/kg	
591-78-6	2-Hexanone	ND	31	3.8	ug/kg	
87-68-3	Hexachlorobutadiene	ND	3.8	0.77	ug/kg	
98-82-8	Isopropylbenzene	ND	3.8	1.2	ug/kg	
99-87-6	p-Isopropyltoluene	ND	3.8	1.2	ug/kg	
108-10-1	4-Methyl-2-pentanone	ND	31	12	ug/kg	
74-83-9	Methyl bromide	ND	3.8	1.9	ug/kg	
74-87-3	Methyl chloride	ND	3.8	1.2	ug/kg	
74-95-3	Methylene bromide	ND	3.8	1.9	ug/kg	
75-09-2	Methylene chloride	ND	19	12	ug/kg	
78-93-3	Methyl ethyl ketone	ND	31	9.2	ug/kg	
1634-04-4	Methyl Tert Butyl Ether	ND	3.8	0.77	ug/kg	
91-20-3	Naphthalene	ND	3.8	1.2	ug/kg	
103-65-1	n-Propylbenzene	ND	3.8	1.2	ug/kg	
100-42-5	Styrene	ND	3.8	0.77	ug/kg	
994-05-8	Tert-Amyl Methyl Ether	ND	3.8	0.92	ug/kg	
75-65-0	Tert Butyl Alcohol	ND	31	7.7	ug/kg	
630-20-6	1,1,1,2-Tetrachloroethane	ND	3.8	0.77	ug/kg	
71-55-6	1,1,1-Trichloroethane	ND	3.8	1.2	ug/kg	
79-34-5	1,1,2,2-Tetrachloroethane	ND	3.8	0.77	ug/kg	
79-00-5	1,1,2-Trichloroethane	ND	3.8	0.77	ug/kg	
87-61-6	1,2,3-Trichlorobenzene	ND	3.8	1.2	ug/kg	
96-18-4	1,2,3-Trichloropropane	ND	3.8	1.2	ug/kg	
120-82-1	1,2,4-Trichlorobenzene	ND	3.8	1.2	ug/kg	
95-63-6	1,2,4-Trimethylbenzene	ND	3.8	1.2	ug/kg	
108-67-8	1,3,5-Trimethylbenzene	ND	3.8	1.2	ug/kg	
127-18-4	Tetrachloroethylene <sup>b</sup>	ND	3.8	2.7	ug/kg	
108-88-3	Toluene	ND	3.8	1.2	ug/kg	
79-01-6	Trichloroethylene	ND	3.8	0.77	ug/kg	
75-69-4	Trichlorofluoromethane	ND	3.8	0.92	ug/kg	
75-01-4	Vinyl chloride	ND	3.8	1.9	ug/kg	
1330-20-7	Xylene (total)	ND	7.7	3.1	ug/kg	

CAS No.	Surrogate Recoveries	Run# 1	Run# 2	Limits
1868-53-7	Dibromofluoromethane	89%		60-130%
2037-26-5	Toluene-D8	97%		60-130%

ND = Not detected MDL - Method Detection Limit

RL = Reporting Limit

E = Indicates value exceeds calibration range

J = Indicates an estimated value

B = Indicates analyte found in associated method blank

N = Indicates presumptive evidence of a compound

## Report of Analysis

<b>Client Sample ID:</b>	B20-6.0	<b>Date Sampled:</b>	08/31/11
<b>Lab Sample ID:</b>	C17722-8	<b>Date Received:</b>	08/31/11
<b>Matrix:</b>	SO - Soil	<b>Percent Solids:</b>	n/a <sup>a</sup>
<b>Method:</b>	SW846 8260B	<b>Project:</b> Romic Soil Investigation(Romic EPA) - 2081 Bay Road, East Palo Alto, CA	

### VOA 8260 List

CAS No.	Surrogate Recoveries	Run# 1	Run# 2	Limits
460-00-4	4-Bromofluorobenzene	92%		60-130%

- (a) All results reported on wet weight basis.
- (b) CCV outside of control limits (biased high); not detected in sample.

ND = Not detected      MDL - Method Detection Limit  
 RL = Reporting Limit  
 E = Indicates value exceeds calibration range

J = Indicates an estimated value  
 B = Indicates analyte found in associated method blank  
 N = Indicates presumptive evidence of a compound

## Report of Analysis

<b>Client Sample ID:</b>	B20-6.0	<b>Date Sampled:</b>	08/31/11
<b>Lab Sample ID:</b>	C17722-8	<b>Date Received:</b>	08/31/11
<b>Matrix:</b>	SO - Soil	<b>Percent Solids:</b>	n/a <sup>a</sup>
<b>Project:</b>	Romic Soil Investigation(Romic EPA) - 2081 Bay Road,East Palo Alto,CA		

### Metals Analysis

Analyte	Result	RL	Units	DF	Prep	Analyzed By	Method	Prep Method
Arsenic	7.5	1.8	mg/kg	1	09/04/11	09/08/11 RS	SW846 6010B <sup>1</sup>	SW846 3050B <sup>3</sup>
Lead	67.1	1.8	mg/kg	1	09/04/11	09/08/11 RS	SW846 6010B <sup>1</sup>	SW846 3050B <sup>3</sup>
Mercury	0.16	0.036	mg/kg	1	09/13/11	09/14/11 RW	SW846 7471A <sup>2</sup>	SW846 7471A <sup>4</sup>

(1) Instrument QC Batch: MA2080

(2) Instrument QC Batch: MA2090

(3) Prep QC Batch: MP3924

(4) Prep QC Batch: MP3972

(a) All results reported on wet weight basis.

RL = Reporting Limit



## Report of Analysis

<b>Client Sample ID:</b>	B20A-3.0	<b>Date Sampled:</b>	08/31/11
<b>Lab Sample ID:</b>	C17722-9	<b>Date Received:</b>	08/31/11
<b>Matrix:</b>	SO - Soil	<b>Percent Solids:</b>	n/a <sup>a</sup>
<b>Method:</b>	SW846 8260B	<b>Project:</b> Romic Soil Investigation(Romic EPA) - 2081 Bay Road,East Palo Alto,CA	

Run #1	File ID	DF	Analyzed	By	Prep Date	Prep Batch	Analytical Batch
Run #1	L10335.D	1	09/04/11	XB	n/a	n/a	VL323
Run #2							

Run #1	Initial Weight
Run #1	5.85 g
Run #2	

## VOA 8260 List

CAS No.	Compound	Result	RL	MDL	Units	Q
67-64-1	Acetone	45.1	85	17	ug/kg	J
71-43-2	Benzene	ND	4.3	1.3	ug/kg	
108-86-1	Bromobenzene	ND	4.3	1.3	ug/kg	
74-97-5	Bromochloromethane	ND	4.3	1.3	ug/kg	
75-27-4	Bromodichloromethane	ND	4.3	0.85	ug/kg	
75-25-2	Bromoform	ND	4.3	0.85	ug/kg	
104-51-8	n-Butylbenzene	ND	4.3	1.3	ug/kg	
135-98-8	sec-Butylbenzene	ND	4.3	1.3	ug/kg	
98-06-6	tert-Butylbenzene	ND	4.3	1.3	ug/kg	
108-90-7	Chlorobenzene	ND	4.3	1.3	ug/kg	
75-00-3	Chloroethane	ND	4.3	1.3	ug/kg	
67-66-3	Chloroform	ND	4.3	1.3	ug/kg	
95-49-8	o-Chlorotoluene	ND	4.3	1.3	ug/kg	
106-43-4	p-Chlorotoluene	ND	4.3	1.3	ug/kg	
56-23-5	Carbon tetrachloride	ND	4.3	0.85	ug/kg	
75-34-3	1,1-Dichloroethane	ND	4.3	0.85	ug/kg	
75-35-4	1,1-Dichloroethylene	ND	4.3	1.3	ug/kg	
563-58-6	1,1-Dichloropropene	ND	4.3	1.3	ug/kg	
96-12-8	1,2-Dibromo-3-chloropropane	ND	4.3	0.85	ug/kg	
106-93-4	1,2-Dibromoethane	ND	4.3	0.85	ug/kg	
107-06-2	1,2-Dichloroethane	ND	4.3	1.3	ug/kg	
78-87-5	1,2-Dichloropropane	ND	4.3	1.3	ug/kg	
142-28-9	1,3-Dichloropropane	ND	4.3	1.3	ug/kg	
108-20-3	Di-Isopropyl ether	ND	4.3	1.3	ug/kg	
594-20-7	2,2-Dichloropropane	ND	4.3	1.3	ug/kg	
124-48-1	Dibromochloromethane	ND	4.3	0.85	ug/kg	
75-71-8	Dichlorodifluoromethane	ND	4.3	0.85	ug/kg	
156-59-2	cis-1,2-Dichloroethylene	ND	4.3	1.3	ug/kg	
10061-01-5	cis-1,3-Dichloropropene	ND	4.3	1.3	ug/kg	
541-73-1	m-Dichlorobenzene	ND	4.3	1.3	ug/kg	
95-50-1	o-Dichlorobenzene	ND	4.3	1.3	ug/kg	
106-46-7	p-Dichlorobenzene	ND	4.3	1.3	ug/kg	

ND = Not detected MDL - Method Detection Limit

RL = Reporting Limit

E = Indicates value exceeds calibration range

J = Indicates an estimated value

B = Indicates analyte found in associated method blank

N = Indicates presumptive evidence of a compound

## Report of Analysis

<b>Client Sample ID:</b>	B20A-3.0	<b>Date Sampled:</b>	08/31/11
<b>Lab Sample ID:</b>	C17722-9	<b>Date Received:</b>	08/31/11
<b>Matrix:</b>	SO - Soil	<b>Percent Solids:</b>	n/a <sup>a</sup>
<b>Method:</b>	SW846 8260B		
<b>Project:</b>	Romic Soil Investigation(Romic EPA) - 2081 Bay Road,East Palo Alto,CA		

## VOA 8260 List

CAS No.	Compound	Result	RL	MDL	Units	Q
156-60-5	trans-1,2-Dichloroethylene	ND	4.3	1.3	ug/kg	
10061-02-6	trans-1,3-Dichloropropene	ND	4.3	1.3	ug/kg	
100-41-4	Ethylbenzene	ND	4.3	1.3	ug/kg	
637-92-3	Ethyl tert-Butyl Ether	ND	4.3	1.3	ug/kg	
591-78-6	2-Hexanone	ND	34	4.3	ug/kg	
87-68-3	Hexachlorobutadiene	ND	4.3	0.85	ug/kg	
98-82-8	Isopropylbenzene	ND	4.3	1.3	ug/kg	
99-87-6	p-Isopropyltoluene	ND	4.3	1.3	ug/kg	
108-10-1	4-Methyl-2-pentanone	ND	34	13	ug/kg	
74-83-9	Methyl bromide	ND	4.3	2.1	ug/kg	
74-87-3	Methyl chloride	ND	4.3	1.3	ug/kg	
74-95-3	Methylene bromide	ND	4.3	2.1	ug/kg	
75-09-2	Methylene chloride	ND	21	14	ug/kg	
78-93-3	Methyl ethyl ketone	ND	34	10	ug/kg	
1634-04-4	Methyl Tert Butyl Ether	ND	4.3	0.85	ug/kg	
91-20-3	Naphthalene	ND	4.3	1.3	ug/kg	
103-65-1	n-Propylbenzene	ND	4.3	1.3	ug/kg	
100-42-5	Styrene	ND	4.3	0.85	ug/kg	
994-05-8	Tert-Amyl Methyl Ether	ND	4.3	1.0	ug/kg	
75-65-0	Tert Butyl Alcohol	ND	34	8.5	ug/kg	
630-20-6	1,1,1,2-Tetrachloroethane	ND	4.3	0.85	ug/kg	
71-55-6	1,1,1-Trichloroethane	ND	4.3	1.3	ug/kg	
79-34-5	1,1,2,2-Tetrachloroethane	ND	4.3	0.85	ug/kg	
79-00-5	1,1,2-Trichloroethane	ND	4.3	0.85	ug/kg	
87-61-6	1,2,3-Trichlorobenzene	ND	4.3	1.3	ug/kg	
96-18-4	1,2,3-Trichloropropane	ND	4.3	1.3	ug/kg	
120-82-1	1,2,4-Trichlorobenzene	ND	4.3	1.3	ug/kg	
95-63-6	1,2,4-Trimethylbenzene	ND	4.3	1.3	ug/kg	
108-67-8	1,3,5-Trimethylbenzene	ND	4.3	1.3	ug/kg	
127-18-4	Tetrachloroethylene <sup>b</sup>	ND	4.3	3.0	ug/kg	
108-88-3	Toluene	ND	4.3	1.3	ug/kg	
79-01-6	Trichloroethylene	ND	4.3	0.85	ug/kg	
75-69-4	Trichlorofluoromethane	ND	4.3	1.0	ug/kg	
75-01-4	Vinyl chloride	ND	4.3	2.1	ug/kg	
1330-20-7	Xylene (total)	ND	8.5	3.4	ug/kg	

CAS No.	Surrogate Recoveries	Run# 1	Run# 2	Limits
1868-53-7	Dibromofluoromethane	88%		60-130%
2037-26-5	Toluene-D8	98%		60-130%

ND = Not detected MDL - Method Detection Limit

RL = Reporting Limit

E = Indicates value exceeds calibration range

J = Indicates an estimated value

B = Indicates analyte found in associated method blank

N = Indicates presumptive evidence of a compound

## Report of Analysis

<b>Client Sample ID:</b>	B20A-3.0	<b>Date Sampled:</b>	08/31/11
<b>Lab Sample ID:</b>	C17722-9	<b>Date Received:</b>	08/31/11
<b>Matrix:</b>	SO - Soil	<b>Percent Solids:</b>	n/a <sup>a</sup>
<b>Method:</b>	SW846 8260B	<b>Project:</b> Romic Soil Investigation(Romic EPA) - 2081 Bay Road, East Palo Alto, CA	

### VOA 8260 List

CAS No.	Surrogate Recoveries	Run# 1	Run# 2	Limits
460-00-4	4-Bromofluorobenzene	92%		60-130%

- (a) All results reported on wet weight basis.
- (b) CCV outside of control limits (biased high); not detected in sample.

ND = Not detected      MDL - Method Detection Limit  
 RL = Reporting Limit  
 E = Indicates value exceeds calibration range

J = Indicates an estimated value  
 B = Indicates analyte found in associated method blank  
 N = Indicates presumptive evidence of a compound

## Report of Analysis

<b>Client Sample ID:</b>	E20A-5.5	<b>Date Sampled:</b>	08/31/11
<b>Lab Sample ID:</b>	C17722-10	<b>Date Received:</b>	08/31/11
<b>Matrix:</b>	SO - Soil	<b>Percent Solids:</b>	n/a <sup>a</sup>
<b>Method:</b>	SW846 8260B	<b>Project:</b> Romic Soil Investigation(Romic EPA) - 2081 Bay Road, East Palo Alto, CA	

Run #1	File ID	DF	Analyzed	By	Prep Date	Prep Batch	Analytical Batch
Run #1	M27285.D	40	09/06/11	XB	n/a	n/a	VM865
Run #2							

Run #1	Initial Weight	Final Volume	Methanol Aliquot
Run #1	4.11 g	5.0 ml	2.0 ul
Run #2			

## VOA 8260 List

CAS No.	Compound	Result	RL	MDL	Units	Q
67-64-1	Acetone	ND	12000000	2400000	ug/kg	
71-43-2	Benzene	286000	610000	180000	ug/kg	J
108-86-1	Bromobenzene	ND	610000	180000	ug/kg	
74-97-5	Bromochloromethane	ND	610000	180000	ug/kg	
75-27-4	Bromodichloromethane	ND	610000	120000	ug/kg	
75-25-2	Bromoform	ND	610000	120000	ug/kg	
104-51-8	n-Butylbenzene	210000	610000	180000	ug/kg	J
135-98-8	sec-Butylbenzene	ND	610000	180000	ug/kg	
98-06-6	tert-Butylbenzene	ND	610000	180000	ug/kg	
108-90-7	Chlorobenzene	ND	610000	180000	ug/kg	
75-00-3	Chloroethane	ND	610000	180000	ug/kg	
67-66-3	Chloroform	ND	610000	180000	ug/kg	
95-49-8	o-Chlorotoluene	ND	610000	180000	ug/kg	
106-43-4	p-Chlorotoluene	ND	610000	180000	ug/kg	
56-23-5	Carbon tetrachloride	ND	610000	120000	ug/kg	
75-34-3	1,1-Dichloroethane	ND	610000	120000	ug/kg	
75-35-4	1,1-Dichloroethylene	ND	610000	180000	ug/kg	
563-58-6	1,1-Dichloropropene	ND	610000	180000	ug/kg	
96-12-8	1,2-Dibromo-3-chloropropane	ND	610000	120000	ug/kg	
106-93-4	1,2-Dibromoethane	ND	610000	120000	ug/kg	
107-06-2	1,2-Dichloroethane	ND	610000	180000	ug/kg	
78-87-5	1,2-Dichloropropane	ND	610000	180000	ug/kg	
142-28-9	1,3-Dichloropropane	ND	610000	180000	ug/kg	
108-20-3	Di-Isopropyl ether	ND	610000	180000	ug/kg	
594-20-7	2,2-Dichloropropane	ND	610000	180000	ug/kg	
124-48-1	Dibromochloromethane	ND	610000	120000	ug/kg	
75-71-8	Dichlorodifluoromethane	ND	610000	120000	ug/kg	
156-59-2	cis-1,2-Dichloroethylene	ND	610000	180000	ug/kg	
10061-01-5	cis-1,3-Dichloropropene	ND	610000	180000	ug/kg	
541-73-1	m-Dichlorobenzene	ND	610000	180000	ug/kg	
95-50-1	o-Dichlorobenzene	ND	610000	180000	ug/kg	
106-46-7	p-Dichlorobenzene	ND	610000	180000	ug/kg	

ND = Not detected MDL - Method Detection Limit

RL = Reporting Limit

E = Indicates value exceeds calibration range

J = Indicates an estimated value

B = Indicates analyte found in associated method blank

N = Indicates presumptive evidence of a compound

## Report of Analysis

<b>Client Sample ID:</b>	E20A-5.5	<b>Date Sampled:</b>	08/31/11
<b>Lab Sample ID:</b>	C17722-10	<b>Date Received:</b>	08/31/11
<b>Matrix:</b>	SO - Soil	<b>Percent Solids:</b>	n/a <sup>a</sup>
<b>Method:</b>	SW846 8260B	<b>Project:</b> Romic Soil Investigation(Romic EPA) - 2081 Bay Road,East Palo Alto,CA	

**VOA 8260 List**

CAS No.	Compound	Result	RL	MDL	Units	Q
156-60-5	trans-1,2-Dichloroethylene	ND	610000	180000	ug/kg	
10061-02-6	trans-1,3-Dichloropropene	ND	610000	180000	ug/kg	
100-41-4	Ethylbenzene	4190000	610000	180000	ug/kg	
637-92-3	Ethyl tert-Butyl Ether	ND	610000	180000	ug/kg	
591-78-6	2-Hexanone	ND	4900000	610000	ug/kg	
87-68-3	Hexachlorobutadiene	ND	610000	120000	ug/kg	
98-82-8	Isopropylbenzene	ND	610000	180000	ug/kg	
99-87-6	p-Isopropyltoluene	ND	610000	180000	ug/kg	
108-10-1	4-Methyl-2-pentanone	3180000	4900000	1800000	ug/kg	J
74-83-9	Methyl bromide	ND	610000	300000	ug/kg	
74-87-3	Methyl chloride	ND	610000	180000	ug/kg	
74-95-3	Methylene bromide	ND	610000	300000	ug/kg	
75-09-2	Methylene chloride	ND	3000000	1900000	ug/kg	
78-93-3	Methyl ethyl ketone	19600000	4900000	1500000	ug/kg	
1634-04-4	Methyl Tert Butyl Ether	ND	610000	120000	ug/kg	
91-20-3	Naphthalene	467000	610000	180000	ug/kg	J
103-65-1	n-Propylbenzene	298000	610000	180000	ug/kg	J
100-42-5	Styrene	1760000	610000	120000	ug/kg	
994-05-8	Tert-Amyl Methyl Ether	ND	610000	150000	ug/kg	
75-65-0	Tert Butyl Alcohol	ND	4900000	1200000	ug/kg	
630-20-6	1,1,1,2-Tetrachloroethane	ND	610000	120000	ug/kg	
71-55-6	1,1,1-Trichloroethane	ND	610000	180000	ug/kg	
79-34-5	1,1,2,2-Tetrachloroethane	ND	610000	120000	ug/kg	
79-00-5	1,1,2-Trichloroethane	ND	610000	120000	ug/kg	
87-61-6	1,2,3-Trichlorobenzene	ND	610000	180000	ug/kg	
96-18-4	1,2,3-Trichloropropane	ND	610000	180000	ug/kg	
120-82-1	1,2,4-Trichlorobenzene	ND	610000	180000	ug/kg	
95-63-6	1,2,4-Trimethylbenzene	1940000	610000	180000	ug/kg	
108-67-8	1,3,5-Trimethylbenzene	569000	610000	180000	ug/kg	J
127-18-4	Tetrachloroethylene	ND	610000	430000	ug/kg	
108-88-3	Toluene	7770000	610000	180000	ug/kg	
79-01-6	Trichloroethylene	468000	610000	120000	ug/kg	J
75-69-4	Trichlorofluoromethane	ND	610000	150000	ug/kg	
75-01-4	Vinyl chloride	ND	610000	300000	ug/kg	
1330-20-7	Xylene (total)	11600000	1200000	490000	ug/kg	

CAS No.	Surrogate Recoveries	Run# 1	Run# 2	Limits
1868-53-7	Dibromofluoromethane	95%		60-130%
2037-26-5	Toluene-D8	97%		60-130%

ND = Not detected      MDL - Method Detection Limit  
 RL = Reporting Limit  
 E = Indicates value exceeds calibration range

J = Indicates an estimated value  
 B = Indicates analyte found in associated method blank  
 N = Indicates presumptive evidence of a compound

## Report of Analysis

<b>Client Sample ID:</b>	E20A-5.5	<b>Date Sampled:</b>	08/31/11
<b>Lab Sample ID:</b>	C17722-10	<b>Date Received:</b>	08/31/11
<b>Matrix:</b>	SO - Soil	<b>Percent Solids:</b>	n/a <sup>a</sup>
<b>Method:</b>	SW846 8260B	<b>Project:</b> Romic Soil Investigation(Romic EPA) - 2081 Bay Road, East Palo Alto, CA	

### VOA 8260 List

CAS No.	Surrogate Recoveries	Run# 1	Run# 2	Limits
460-00-4	4-Bromofluorobenzene	101%		60-130%

(a) All results reported on wet weight basis.

ND = Not detected      MDL - Method Detection Limit  
 RL = Reporting Limit  
 E = Indicates value exceeds calibration range

J = Indicates an estimated value  
 B = Indicates analyte found in associated method blank  
 N = Indicates presumptive evidence of a compound

## Report of Analysis

<b>Client Sample ID:</b>	B23-1.0	<b>Date Sampled:</b>	08/31/11
<b>Lab Sample ID:</b>	C17722-11	<b>Date Received:</b>	08/31/11
<b>Matrix:</b>	SO - Soil	<b>Percent Solids:</b>	n/a <sup>a</sup>
<b>Method:</b>	SW846 8260B	<b>Project:</b> Romic Soil Investigation(Romic EPA) - 2081 Bay Road,East Palo Alto,CA	

Run #1	File ID	DF	Analyzed	By	Prep Date	Prep Batch	Analytical Batch
Run #2	M27267.D	1	09/06/11	XB	n/a	n/a	VM865

Run #1	Initial Weight
Run #2	5.64 g

## VOA 8260 List

CAS No.	Compound	Result	RL	MDL	Units	Q
67-64-1	Acetone	79.8	89	18	ug/kg	J
71-43-2	Benzene	ND	4.4	1.3	ug/kg	
108-86-1	Bromobenzene	ND	4.4	1.3	ug/kg	
74-97-5	Bromochloromethane	ND	4.4	1.3	ug/kg	
75-27-4	Bromodichloromethane	ND	4.4	0.89	ug/kg	
75-25-2	Bromoform	ND	4.4	0.89	ug/kg	
104-51-8	n-Butylbenzene	ND	4.4	1.3	ug/kg	
135-98-8	sec-Butylbenzene	ND	4.4	1.3	ug/kg	
98-06-6	tert-Butylbenzene	ND	4.4	1.3	ug/kg	
108-90-7	Chlorobenzene	ND	4.4	1.3	ug/kg	
75-00-3	Chloroethane	ND	4.4	1.3	ug/kg	
67-66-3	Chloroform	ND	4.4	1.3	ug/kg	
95-49-8	o-Chlorotoluene	ND	4.4	1.3	ug/kg	
106-43-4	p-Chlorotoluene	ND	4.4	1.3	ug/kg	
56-23-5	Carbon tetrachloride	ND	4.4	0.89	ug/kg	
75-34-3	1,1-Dichloroethane	ND	4.4	0.89	ug/kg	
75-35-4	1,1-Dichloroethylene	ND	4.4	1.3	ug/kg	
563-58-6	1,1-Dichloropropene	ND	4.4	1.3	ug/kg	
96-12-8	1,2-Dibromo-3-chloropropane	ND	4.4	0.89	ug/kg	
106-93-4	1,2-Dibromoethane	ND	4.4	0.89	ug/kg	
107-06-2	1,2-Dichloroethane	ND	4.4	1.3	ug/kg	
78-87-5	1,2-Dichloropropane	ND	4.4	1.3	ug/kg	
142-28-9	1,3-Dichloropropane	ND	4.4	1.3	ug/kg	
108-20-3	Di-Isopropyl ether	ND	4.4	1.3	ug/kg	
594-20-7	2,2-Dichloropropane	ND	4.4	1.3	ug/kg	
124-48-1	Dibromochloromethane	ND	4.4	0.89	ug/kg	
75-71-8	Dichlorodifluoromethane	ND	4.4	0.89	ug/kg	
156-59-2	cis-1,2-Dichloroethylene	ND	4.4	1.3	ug/kg	
10061-01-5	cis-1,3-Dichloropropene	ND	4.4	1.3	ug/kg	
541-73-1	m-Dichlorobenzene	ND	4.4	1.3	ug/kg	
95-50-1	o-Dichlorobenzene	ND	4.4	1.3	ug/kg	
106-46-7	p-Dichlorobenzene	ND	4.4	1.3	ug/kg	

ND = Not detected MDL - Method Detection Limit

RL = Reporting Limit

E = Indicates value exceeds calibration range

J = Indicates an estimated value

B = Indicates analyte found in associated method blank

N = Indicates presumptive evidence of a compound

## Report of Analysis

<b>Client Sample ID:</b>	B23-1.0	<b>Date Sampled:</b>	08/31/11
<b>Lab Sample ID:</b>	C17722-11	<b>Date Received:</b>	08/31/11
<b>Matrix:</b>	SO - Soil	<b>Percent Solids:</b>	n/a <sup>a</sup>
<b>Method:</b>	SW846 8260B	<b>Project:</b> Romic Soil Investigation(Romic EPA) - 2081 Bay Road,East Palo Alto,CA	

**VOA 8260 List**

CAS No.	Compound	Result	RL	MDL	Units	Q
156-60-5	trans-1,2-Dichloroethylene	ND	4.4	1.3	ug/kg	
10061-02-6	trans-1,3-Dichloropropene	ND	4.4	1.3	ug/kg	
100-41-4	Ethylbenzene	1.9	4.4	1.3	ug/kg	J
637-92-3	Ethyl tert-Butyl Ether	ND	4.4	1.3	ug/kg	
591-78-6	2-Hexanone	ND	35	4.4	ug/kg	
87-68-3	Hexachlorobutadiene	ND	4.4	0.89	ug/kg	
98-82-8	Isopropylbenzene	ND	4.4	1.3	ug/kg	
99-87-6	p-Isopropyltoluene	ND	4.4	1.3	ug/kg	
108-10-1	4-Methyl-2-pentanone	ND	35	13	ug/kg	
74-83-9	Methyl bromide	ND	4.4	2.2	ug/kg	
74-87-3	Methyl chloride	ND	4.4	1.3	ug/kg	
74-95-3	Methylene bromide	ND	4.4	2.2	ug/kg	
75-09-2	Methylene chloride	ND	22	14	ug/kg	
78-93-3	Methyl ethyl ketone	42.5	35	11	ug/kg	
1634-04-4	Methyl Tert Butyl Ether	ND	4.4	0.89	ug/kg	
91-20-3	Naphthalene	ND	4.4	1.3	ug/kg	
103-65-1	n-Propylbenzene	ND	4.4	1.3	ug/kg	
100-42-5	Styrene	ND	4.4	0.89	ug/kg	
994-05-8	Tert-Amyl Methyl Ether	ND	4.4	1.1	ug/kg	
75-65-0	Tert Butyl Alcohol	ND	35	8.9	ug/kg	
630-20-6	1,1,1,2-Tetrachloroethane	ND	4.4	0.89	ug/kg	
71-55-6	1,1,1-Trichloroethane	ND	4.4	1.3	ug/kg	
79-34-5	1,1,2,2-Tetrachloroethane	ND	4.4	0.89	ug/kg	
79-00-5	1,1,2-Trichloroethane	ND	4.4	0.89	ug/kg	
87-61-6	1,2,3-Trichlorobenzene	ND	4.4	1.3	ug/kg	
96-18-4	1,2,3-Trichloropropane	ND	4.4	1.3	ug/kg	
120-82-1	1,2,4-Trichlorobenzene	ND	4.4	1.3	ug/kg	
95-63-6	1,2,4-Trimethylbenzene	ND	4.4	1.3	ug/kg	
108-67-8	1,3,5-Trimethylbenzene	ND	4.4	1.3	ug/kg	
127-18-4	Tetrachloroethylene	ND	4.4	3.1	ug/kg	
108-88-3	Toluene	4.2	4.4	1.3	ug/kg	J
79-01-6	Trichloroethylene	ND	4.4	0.89	ug/kg	
75-69-4	Trichlorofluoromethane	ND	4.4	1.1	ug/kg	
75-01-4	Vinyl chloride	ND	4.4	2.2	ug/kg	
1330-20-7	Xylene (total)	6.5	8.9	3.5	ug/kg	J

CAS No.	Surrogate Recoveries	Run# 1	Run# 2	Limits
1868-53-7	Dibromofluoromethane	101%		60-130%
2037-26-5	Toluene-D8	97%		60-130%

ND = Not detected      MDL - Method Detection Limit  
 RL = Reporting Limit  
 E = Indicates value exceeds calibration range

J = Indicates an estimated value  
 B = Indicates analyte found in associated method blank  
 N = Indicates presumptive evidence of a compound



## Report of Analysis

<b>Client Sample ID:</b>	B23-1.0	<b>Date Sampled:</b>	08/31/11
<b>Lab Sample ID:</b>	C17722-11	<b>Date Received:</b>	08/31/11
<b>Matrix:</b>	SO - Soil	<b>Percent Solids:</b>	n/a <sup>a</sup>
<b>Method:</b>	SW846 8260B	<b>Project:</b> Romic Soil Investigation(Romic EPA) - 2081 Bay Road, East Palo Alto, CA	

### VOA 8260 List

CAS No.	Surrogate Recoveries	Run# 1	Run# 2	Limits
460-00-4	4-Bromofluorobenzene	97%		60-130%

(a) All results reported on wet weight basis.

ND = Not detected      MDL - Method Detection Limit  
 RL = Reporting Limit  
 E = Indicates value exceeds calibration range

J = Indicates an estimated value  
 B = Indicates analyte found in associated method blank  
 N = Indicates presumptive evidence of a compound

## Report of Analysis

<b>Client Sample ID:</b> B23-1.0	<b>Date Sampled:</b> 08/31/11
<b>Lab Sample ID:</b> C17722-11	<b>Date Received:</b> 08/31/11
<b>Matrix:</b> SO - Soil	<b>Percent Solids:</b> n/a <sup>a</sup>
<b>Project:</b> Romic Soil Investigation(Romic EPA) - 2081 Bay Road, East Palo Alto, CA	

### Metals Analysis

Analyte	Result	RL	Units	DF	Prep	Analyzed By	Method	Prep Method
Arsenic	4.7	1.9	mg/kg	1	09/04/11	09/08/11 RS	SW846 6010B <sup>1</sup>	SW846 3050B <sup>3</sup>
Lead	404	1.9	mg/kg	1	09/04/11	09/08/11 RS	SW846 6010B <sup>1</sup>	SW846 3050B <sup>3</sup>
Mercury	1.3	0.11	mg/kg	3	09/13/11	09/14/11 RW	SW846 7471A <sup>2</sup>	SW846 7471A <sup>4</sup>

- (1) Instrument QC Batch: MA2080
- (2) Instrument QC Batch: MA2090
- (3) Prep QC Batch: MP3924
- (4) Prep QC Batch: MP3972

(a) All results reported on wet weight basis.

RL = Reporting Limit

## Report of Analysis

<b>Client Sample ID:</b>	B23-4.5	<b>Date Sampled:</b>	08/31/11
<b>Lab Sample ID:</b>	C17722-12	<b>Date Received:</b>	08/31/11
<b>Matrix:</b>	SO - Soil	<b>Percent Solids:</b>	n/a <sup>a</sup>
<b>Method:</b>	SW846 8260B	<b>Project:</b> Romic Soil Investigation(Romic EPA) - 2081 Bay Road, East Palo Alto, CA	

Run #	File ID	DF	Analyzed	By	Prep Date	Prep Batch	Analytical Batch
Run #1	M27268.D	1	09/06/11	XB	n/a	n/a	VM865
Run #2							

Run #	Initial Weight
Run #1	6.18 g
Run #2	

## VOA 8260 List

CAS No.	Compound	Result	RL	MDL	Units	Q
67-64-1	Acetone	32.1	81	16	ug/kg	J
71-43-2	Benzene	ND	4.0	1.2	ug/kg	
108-86-1	Bromobenzene	ND	4.0	1.2	ug/kg	
74-97-5	Bromochloromethane	ND	4.0	1.2	ug/kg	
75-27-4	Bromodichloromethane	ND	4.0	0.81	ug/kg	
75-25-2	Bromoform	ND	4.0	0.81	ug/kg	
104-51-8	n-Butylbenzene	ND	4.0	1.2	ug/kg	
135-98-8	sec-Butylbenzene	ND	4.0	1.2	ug/kg	
98-06-6	tert-Butylbenzene	ND	4.0	1.2	ug/kg	
108-90-7	Chlorobenzene	ND	4.0	1.2	ug/kg	
75-00-3	Chloroethane	ND	4.0	1.2	ug/kg	
67-66-3	Chloroform	ND	4.0	1.2	ug/kg	
95-49-8	o-Chlorotoluene	ND	4.0	1.2	ug/kg	
106-43-4	p-Chlorotoluene	ND	4.0	1.2	ug/kg	
56-23-5	Carbon tetrachloride	ND	4.0	0.81	ug/kg	
75-34-3	1,1-Dichloroethane	ND	4.0	0.81	ug/kg	
75-35-4	1,1-Dichloroethylene	ND	4.0	1.2	ug/kg	
563-58-6	1,1-Dichloropropene	ND	4.0	1.2	ug/kg	
96-12-8	1,2-Dibromo-3-chloropropane	ND	4.0	0.81	ug/kg	
106-93-4	1,2-Dibromoethane	ND	4.0	0.81	ug/kg	
107-06-2	1,2-Dichloroethane	ND	4.0	1.2	ug/kg	
78-87-5	1,2-Dichloropropane	ND	4.0	1.2	ug/kg	
142-28-9	1,3-Dichloropropane	ND	4.0	1.2	ug/kg	
108-20-3	Di-Isopropyl ether	ND	4.0	1.2	ug/kg	
594-20-7	2,2-Dichloropropane	ND	4.0	1.2	ug/kg	
124-48-1	Dibromochloromethane	ND	4.0	0.81	ug/kg	
75-71-8	Dichlorodifluoromethane	ND	4.0	0.81	ug/kg	
156-59-2	cis-1,2-Dichloroethylene	ND	4.0	1.2	ug/kg	
10061-01-5	cis-1,3-Dichloropropene	ND	4.0	1.2	ug/kg	
541-73-1	m-Dichlorobenzene	ND	4.0	1.2	ug/kg	
95-50-1	o-Dichlorobenzene	ND	4.0	1.2	ug/kg	
106-46-7	p-Dichlorobenzene	ND	4.0	1.2	ug/kg	

ND = Not detected MDL - Method Detection Limit

RL = Reporting Limit

E = Indicates value exceeds calibration range

J = Indicates an estimated value

B = Indicates analyte found in associated method blank

N = Indicates presumptive evidence of a compound

## Report of Analysis

<b>Client Sample ID:</b>	B23-4.5	<b>Date Sampled:</b>	08/31/11
<b>Lab Sample ID:</b>	C17722-12	<b>Date Received:</b>	08/31/11
<b>Matrix:</b>	SO - Soil	<b>Percent Solids:</b>	n/a <sup>a</sup>
<b>Method:</b>	SW846 8260B	<b>Project:</b> Romic Soil Investigation(Romic EPA) - 2081 Bay Road,East Palo Alto,CA	

## VOA 8260 List

CAS No.	Compound	Result	RL	MDL	Units	Q
156-60-5	trans-1,2-Dichloroethylene	ND	4.0	1.2	ug/kg	
10061-02-6	trans-1,3-Dichloropropene	ND	4.0	1.2	ug/kg	
100-41-4	Ethylbenzene	5.4	4.0	1.2	ug/kg	
637-92-3	Ethyl tert-Butyl Ether	ND	4.0	1.2	ug/kg	
591-78-6	2-Hexanone	ND	32	4.0	ug/kg	
87-68-3	Hexachlorobutadiene	ND	4.0	0.81	ug/kg	
98-82-8	Isopropylbenzene	ND	4.0	1.2	ug/kg	
99-87-6	p-Isopropyltoluene	ND	4.0	1.2	ug/kg	
108-10-1	4-Methyl-2-pentanone	ND	32	12	ug/kg	
74-83-9	Methyl bromide	ND	4.0	2.0	ug/kg	
74-87-3	Methyl chloride	ND	4.0	1.2	ug/kg	
74-95-3	Methylene bromide	ND	4.0	2.0	ug/kg	
75-09-2	Methylene chloride	ND	20	13	ug/kg	
78-93-3	Methyl ethyl ketone	12.6	32	9.7	ug/kg	J
1634-04-4	Methyl Tert Butyl Ether	ND	4.0	0.81	ug/kg	
91-20-3	Naphthalene	2.1	4.0	1.2	ug/kg	J
103-65-1	n-Propylbenzene	ND	4.0	1.2	ug/kg	
100-42-5	Styrene	ND	4.0	0.81	ug/kg	
994-05-8	Tert-Amyl Methyl Ether	ND	4.0	0.97	ug/kg	
75-65-0	Tert Butyl Alcohol	ND	32	8.1	ug/kg	
630-20-6	1,1,1,2-Tetrachloroethane	ND	4.0	0.81	ug/kg	
71-55-6	1,1,1-Trichloroethane	ND	4.0	1.2	ug/kg	
79-34-5	1,1,2,2-Tetrachloroethane	ND	4.0	0.81	ug/kg	
79-00-5	1,1,2-Trichloroethane	ND	4.0	0.81	ug/kg	
87-61-6	1,2,3-Trichlorobenzene	ND	4.0	1.2	ug/kg	
96-18-4	1,2,3-Trichloropropane	ND	4.0	1.2	ug/kg	
120-82-1	1,2,4-Trichlorobenzene	ND	4.0	1.2	ug/kg	
95-63-6	1,2,4-Trimethylbenzene	7.8	4.0	1.2	ug/kg	
108-67-8	1,3,5-Trimethylbenzene	2.1	4.0	1.2	ug/kg	J
127-18-4	Tetrachloroethylene	ND	4.0	2.8	ug/kg	
108-88-3	Toluene	5.1	4.0	1.2	ug/kg	
79-01-6	Trichloroethylene	ND	4.0	0.81	ug/kg	
75-69-4	Trichlorofluoromethane	ND	4.0	0.97	ug/kg	
75-01-4	Vinyl chloride	ND	4.0	2.0	ug/kg	
1330-20-7	Xylene (total)	18.3	8.1	3.2	ug/kg	

CAS No.	Surrogate Recoveries	Run# 1	Run# 2	Limits
1868-53-7	Dibromofluoromethane	103%		60-130%
2037-26-5	Toluene-D8	98%		60-130%

ND = Not detected MDL - Method Detection Limit

RL = Reporting Limit

E = Indicates value exceeds calibration range

J = Indicates an estimated value

B = Indicates analyte found in associated method blank

N = Indicates presumptive evidence of a compound

## Report of Analysis

<b>Client Sample ID:</b>	B23-4.5	<b>Date Sampled:</b>	08/31/11
<b>Lab Sample ID:</b>	C17722-12	<b>Date Received:</b>	08/31/11
<b>Matrix:</b>	SO - Soil	<b>Percent Solids:</b>	n/a <sup>a</sup>
<b>Method:</b>	SW846 8260B	<b>Project:</b> Romic Soil Investigation(Romic EPA) - 2081 Bay Road, East Palo Alto, CA	

### VOA 8260 List

CAS No.	Surrogate Recoveries	Run# 1	Run# 2	Limits
460-00-4	4-Bromofluorobenzene	98%		60-130%

(a) All results reported on wet weight basis.

ND = Not detected      MDL - Method Detection Limit  
 RL = Reporting Limit  
 E = Indicates value exceeds calibration range

J = Indicates an estimated value  
 B = Indicates analyte found in associated method blank  
 N = Indicates presumptive evidence of a compound

## Report of Analysis

<b>Client Sample ID:</b> B23-4.5	<b>Date Sampled:</b> 08/31/11
<b>Lab Sample ID:</b> C17722-12	<b>Date Received:</b> 08/31/11
<b>Matrix:</b> SO - Soil	<b>Percent Solids:</b> n/a <sup>a</sup>
<b>Project:</b> Romic Soil Investigation(Romic EPA) - 2081 Bay Road, East Palo Alto, CA	

### Metals Analysis

Analyte	Result	RL	Units	DF	Prep	Analyzed By	Method	Prep Method
Arsenic	3.1	1.8	mg/kg	1	09/04/11	09/08/11 RS	SW846 6010B <sup>1</sup>	SW846 3050B <sup>3</sup>
Lead	12.5	1.8	mg/kg	1	09/04/11	09/08/11 RS	SW846 6010B <sup>1</sup>	SW846 3050B <sup>3</sup>
Mercury	0.15	0.038	mg/kg	1	09/13/11	09/14/11 RW	SW846 7471A <sup>2</sup>	SW846 7471A <sup>4</sup>

(1) Instrument QC Batch: MA2080

(2) Instrument QC Batch: MA2090

(3) Prep QC Batch: MP3924

(4) Prep QC Batch: MP3972

(a) All results reported on wet weight basis.

RL = Reporting Limit

## Report of Analysis

<b>Client Sample ID:</b>	C22-0.6	<b>Date Sampled:</b>	08/31/11
<b>Lab Sample ID:</b>	C17722-13	<b>Date Received:</b>	08/31/11
<b>Matrix:</b>	SO - Soil	<b>Percent Solids:</b>	n/a <sup>a</sup>
<b>Method:</b>	SW846 8260B	<b>Project:</b> Romic Soil Investigation(Romic EPA) - 2081 Bay Road, East Palo Alto, CA	

Run #1	File ID	DF	Analyzed	By	Prep Date	Prep Batch	Analytical Batch
Run #1	M27282.D	1	09/06/11	XB	n/a	n/a	VM865
Run #2							

Run #1	Initial Weight	Final Volume	Methanol Aliquot
Run #1	6.34 g	5.0 ml	100 ul
Run #2			

## VOA 8260 List

CAS No.	Compound	Result	RL	MDL	Units	Q
67-64-1	Acetone	ND	3900	790	ug/kg	
71-43-2	Benzene	997	200	59	ug/kg	
108-86-1	Bromobenzene	ND	200	59	ug/kg	
74-97-5	Bromochloromethane	ND	200	59	ug/kg	
75-27-4	Bromodichloromethane	ND	200	39	ug/kg	
75-25-2	Bromoform	ND	200	39	ug/kg	
104-51-8	n-Butylbenzene	ND	200	59	ug/kg	
135-98-8	sec-Butylbenzene	ND	200	59	ug/kg	
98-06-6	tert-Butylbenzene	ND	200	59	ug/kg	
108-90-7	Chlorobenzene	336	200	59	ug/kg	
75-00-3	Chloroethane	ND	200	59	ug/kg	
67-66-3	Chloroform	ND	200	59	ug/kg	
95-49-8	o-Chlorotoluene	ND	200	59	ug/kg	
106-43-4	p-Chlorotoluene	ND	200	59	ug/kg	
56-23-5	Carbon tetrachloride	ND	200	39	ug/kg	
75-34-3	1,1-Dichloroethane	ND	200	39	ug/kg	
75-35-4	1,1-Dichloroethylene	ND	200	59	ug/kg	
563-58-6	1,1-Dichloropropene	ND	200	59	ug/kg	
96-12-8	1,2-Dibromo-3-chloropropane	ND	200	39	ug/kg	
106-93-4	1,2-Dibromoethane	ND	200	39	ug/kg	
107-06-2	1,2-Dichloroethane	ND	200	59	ug/kg	
78-87-5	1,2-Dichloropropane	ND	200	59	ug/kg	
142-28-9	1,3-Dichloropropane	ND	200	59	ug/kg	
108-20-3	Di-Isopropyl ether	ND	200	59	ug/kg	
594-20-7	2,2-Dichloropropane	ND	200	59	ug/kg	
124-48-1	Dibromochloromethane	ND	200	39	ug/kg	
75-71-8	Dichlorodifluoromethane	ND	200	39	ug/kg	
156-59-2	cis-1,2-Dichloroethylene	ND	200	59	ug/kg	
10061-01-5	cis-1,3-Dichloropropene	ND	200	59	ug/kg	
541-73-1	m-Dichlorobenzene	ND	200	59	ug/kg	
95-50-1	o-Dichlorobenzene	251	200	59	ug/kg	
106-46-7	p-Dichlorobenzene	83.4	200	59	ug/kg	J

ND = Not detected MDL - Method Detection Limit

RL = Reporting Limit

E = Indicates value exceeds calibration range

J = Indicates an estimated value

B = Indicates analyte found in associated method blank

N = Indicates presumptive evidence of a compound

## Report of Analysis

<b>Client Sample ID:</b>	C22-0.6	<b>Date Sampled:</b>	08/31/11
<b>Lab Sample ID:</b>	C17722-13	<b>Date Received:</b>	08/31/11
<b>Matrix:</b>	SO - Soil	<b>Percent Solids:</b>	n/a <sup>a</sup>
<b>Method:</b>	SW846 8260B	<b>Project:</b> Romic Soil Investigation(Romic EPA) - 2081 Bay Road,East Palo Alto,CA	

**VOA 8260 List**

CAS No.	Compound	Result	RL	MDL	Units	Q
156-60-5	trans-1,2-Dichloroethylene	ND	200	59	ug/kg	
10061-02-6	trans-1,3-Dichloropropene	ND	200	59	ug/kg	
100-41-4	Ethylbenzene	189	200	59	ug/kg	J
637-92-3	Ethyl tert-Butyl Ether	ND	200	59	ug/kg	
591-78-6	2-Hexanone	ND	1600	200	ug/kg	
87-68-3	Hexachlorobutadiene	ND	200	39	ug/kg	
98-82-8	Isopropylbenzene	202	200	59	ug/kg	
99-87-6	p-Isopropyltoluene	ND	200	59	ug/kg	
108-10-1	4-Methyl-2-pentanone	ND	1600	590	ug/kg	
74-83-9	Methyl bromide	ND	200	99	ug/kg	
74-87-3	Methyl chloride	ND	200	59	ug/kg	
74-95-3	Methylene bromide	ND	200	99	ug/kg	
75-09-2	Methylene chloride	ND	990	630	ug/kg	
78-93-3	Methyl ethyl ketone	ND	1600	470	ug/kg	
1634-04-4	Methyl Tert Butyl Ether	ND	200	39	ug/kg	
91-20-3	Naphthalene	144	200	59	ug/kg	J
103-65-1	n-Propylbenzene	223	200	59	ug/kg	
100-42-5	Styrene	ND	200	39	ug/kg	
994-05-8	Tert-Amyl Methyl Ether	ND	200	47	ug/kg	
75-65-0	Tert Butyl Alcohol	ND	1600	390	ug/kg	
630-20-6	1,1,1,2-Tetrachloroethane	ND	200	39	ug/kg	
71-55-6	1,1,1-Trichloroethane	ND	200	59	ug/kg	
79-34-5	1,1,2,2-Tetrachloroethane	ND	200	39	ug/kg	
79-00-5	1,1,2-Trichloroethane	ND	200	39	ug/kg	
87-61-6	1,2,3-Trichlorobenzene	ND	200	59	ug/kg	
96-18-4	1,2,3-Trichloropropane	ND	200	59	ug/kg	
120-82-1	1,2,4-Trichlorobenzene	ND	200	59	ug/kg	
95-63-6	1,2,4-Trimethylbenzene	170	200	59	ug/kg	J
108-67-8	1,3,5-Trimethylbenzene	ND	200	59	ug/kg	
127-18-4	Tetrachloroethylene	ND	200	140	ug/kg	
108-88-3	Toluene	556	200	59	ug/kg	
79-01-6	Trichloroethylene	ND	200	39	ug/kg	
75-69-4	Trichlorofluoromethane	ND	200	47	ug/kg	
75-01-4	Vinyl chloride	ND	200	99	ug/kg	
1330-20-7	Xylene (total)	386	390	160	ug/kg	J

CAS No.	Surrogate Recoveries	Run# 1	Run# 2	Limits
1868-53-7	Dibromofluoromethane	95%		60-130%
2037-26-5	Toluene-D8	96%		60-130%

ND = Not detected      MDL - Method Detection Limit  
 RL = Reporting Limit  
 E = Indicates value exceeds calibration range

J = Indicates an estimated value  
 B = Indicates analyte found in associated method blank  
 N = Indicates presumptive evidence of a compound



## Report of Analysis

<b>Client Sample ID:</b> C22-0.6	
<b>Lab Sample ID:</b> C17722-13	<b>Date Sampled:</b> 08/31/11
<b>Matrix:</b> SO - Soil	<b>Date Received:</b> 08/31/11
<b>Method:</b> SW846 8260B	<b>Percent Solids:</b> n/a <sup>a</sup>
<b>Project:</b> Romic Soil Investigation(Romic EPA) - 2081 Bay Road, East Palo Alto, CA	

### VOA 8260 List

CAS No.	Surrogate Recoveries	Run# 1	Run# 2	Limits
460-00-4	4-Bromofluorobenzene	99%		60-130%

(a) All results reported on wet weight basis.

ND = Not detected      MDL - Method Detection Limit  
 RL = Reporting Limit  
 E = Indicates value exceeds calibration range

J = Indicates an estimated value  
 B = Indicates analyte found in associated method blank  
 N = Indicates presumptive evidence of a compound

## Report of Analysis

<b>Client Sample ID:</b> C22-0.6	<b>Date Sampled:</b> 08/31/11
<b>Lab Sample ID:</b> C17722-13	<b>Date Received:</b> 08/31/11
<b>Matrix:</b> SO - Soil	<b>Percent Solids:</b> n/a <sup>a</sup>
<b>Project:</b> Romic Soil Investigation(Romic EPA) - 2081 Bay Road, East Palo Alto, CA	

### Metals Analysis

Analyte	Result	RL	Units	DF	Prep	Analyzed By	Method	Prep Method
Arsenic	3.0	1.8	mg/kg	1	09/04/11	09/08/11 RS	SW846 6010B <sup>1</sup>	SW846 3050B <sup>3</sup>
Lead	68.3	1.8	mg/kg	1	09/04/11	09/08/11 RS	SW846 6010B <sup>1</sup>	SW846 3050B <sup>3</sup>
Mercury	0.10	0.037	mg/kg	1	09/13/11	09/14/11 RW	SW846 7471A <sup>2</sup>	SW846 7471A <sup>4</sup>

- (1) Instrument QC Batch: MA2080
- (2) Instrument QC Batch: MA2090
- (3) Prep QC Batch: MP3924
- (4) Prep QC Batch: MP3972

(a) All results reported on wet weight basis.

RL = Reporting Limit

## Report of Analysis

<b>Client Sample ID:</b>	C22-3.0	<b>Date Sampled:</b>	08/31/11
<b>Lab Sample ID:</b>	C17722-14	<b>Date Received:</b>	08/31/11
<b>Matrix:</b>	SO - Soil	<b>Percent Solids:</b>	n/a <sup>a</sup>
<b>Method:</b>	SW846 8260B	<b>Project:</b> Romic Soil Investigation(Romic EPA) - 2081 Bay Road, East Palo Alto, CA	

Run #1	File ID	DF	Analyzed	By	Prep Date	Prep Batch	Analytical Batch
Run #1	M27292.D	1	09/07/11	XB	n/a	n/a	VM865
Run #2							

Run #1	Initial Weight	Final Volume	Methanol Aliquot
Run #1	4.21 g	5.0 ml	0.80 ul
Run #2			

## VOA 8260 List

CAS No.	Compound	Result	RL	MDL	Units	Q
67-64-1	Acetone	ND	740000	150000	ug/kg	
71-43-2	Benzene	45400	37000	11000	ug/kg	
108-86-1	Bromobenzene	ND	37000	11000	ug/kg	
74-97-5	Bromochloromethane	ND	37000	11000	ug/kg	
75-27-4	Bromodichloromethane	ND	37000	7400	ug/kg	
75-25-2	Bromoform	ND	37000	7400	ug/kg	
104-51-8	n-Butylbenzene	ND	37000	11000	ug/kg	
135-98-8	sec-Butylbenzene	ND	37000	11000	ug/kg	
98-06-6	tert-Butylbenzene	ND	37000	11000	ug/kg	
108-90-7	Chlorobenzene	ND	37000	11000	ug/kg	
75-00-3	Chloroethane	ND	37000	11000	ug/kg	
67-66-3	Chloroform	ND	37000	11000	ug/kg	
95-49-8	o-Chlorotoluene	ND	37000	11000	ug/kg	
106-43-4	p-Chlorotoluene	ND	37000	11000	ug/kg	
56-23-5	Carbon tetrachloride	ND	37000	7400	ug/kg	
75-34-3	1,1-Dichloroethane	ND	37000	7400	ug/kg	
75-35-4	1,1-Dichloroethylene	ND	37000	11000	ug/kg	
563-58-6	1,1-Dichloropropene	ND	37000	11000	ug/kg	
96-12-8	1,2-Dibromo-3-chloropropane	ND	37000	7400	ug/kg	
106-93-4	1,2-Dibromoethane	ND	37000	7400	ug/kg	
107-06-2	1,2-Dichloroethane	ND	37000	11000	ug/kg	
78-87-5	1,2-Dichloropropane	ND	37000	11000	ug/kg	
142-28-9	1,3-Dichloropropane	ND	37000	11000	ug/kg	
108-20-3	Di-Isopropyl ether	ND	37000	11000	ug/kg	
594-20-7	2,2-Dichloropropane	ND	37000	11000	ug/kg	
124-48-1	Dibromochloromethane	ND	37000	7400	ug/kg	
75-71-8	Dichlorodifluoromethane	ND	37000	7400	ug/kg	
156-59-2	cis-1,2-Dichloroethylene	ND	37000	11000	ug/kg	
10061-01-5	cis-1,3-Dichloropropene	ND	37000	11000	ug/kg	
541-73-1	m-Dichlorobenzene	ND	37000	11000	ug/kg	
95-50-1	o-Dichlorobenzene	ND	37000	11000	ug/kg	
106-46-7	p-Dichlorobenzene	ND	37000	11000	ug/kg	

ND = Not detected MDL - Method Detection Limit

RL = Reporting Limit

E = Indicates value exceeds calibration range

J = Indicates an estimated value

B = Indicates analyte found in associated method blank

N = Indicates presumptive evidence of a compound

## Report of Analysis

<b>Client Sample ID:</b>	C22-3.0	<b>Date Sampled:</b>	08/31/11
<b>Lab Sample ID:</b>	C17722-14	<b>Date Received:</b>	08/31/11
<b>Matrix:</b>	SO - Soil	<b>Percent Solids:</b>	n/a <sup>a</sup>
<b>Method:</b>	SW846 8260B		
<b>Project:</b>	Romic Soil Investigation(Romic EPA) - 2081 Bay Road,East Palo Alto,CA		

## VOA 8260 List

CAS No.	Compound	Result	RL	MDL	Units	Q
156-60-5	trans-1,2-Dichloroethylene	ND	37000	11000	ug/kg	
10061-02-6	trans-1,3-Dichloropropene	ND	37000	11000	ug/kg	
100-41-4	Ethylbenzene	55500	37000	11000	ug/kg	
637-92-3	Ethyl tert-Butyl Ether	ND	37000	11000	ug/kg	
591-78-6	2-Hexanone	ND	300000	37000	ug/kg	
87-68-3	Hexachlorobutadiene	ND	37000	7400	ug/kg	
98-82-8	Isopropylbenzene	ND	37000	11000	ug/kg	
99-87-6	p-Isopropyltoluene	ND	37000	11000	ug/kg	
108-10-1	4-Methyl-2-pentanone	ND	300000	110000	ug/kg	
74-83-9	Methyl bromide	ND	37000	19000	ug/kg	
74-87-3	Methyl chloride	ND	37000	11000	ug/kg	
74-95-3	Methylene bromide	ND	37000	19000	ug/kg	
75-09-2	Methylene chloride	ND	190000	120000	ug/kg	
78-93-3	Methyl ethyl ketone	ND	300000	89000	ug/kg	
1634-04-4	Methyl Tert Butyl Ether	ND	37000	7400	ug/kg	
91-20-3	Naphthalene	462000	37000	11000	ug/kg	
103-65-1	n-Propylbenzene	16700	37000	11000	ug/kg	J
100-42-5	Styrene	ND	37000	7400	ug/kg	
994-05-8	Tert-Amyl Methyl Ether	ND	37000	8900	ug/kg	
75-65-0	Tert Butyl Alcohol	ND	300000	74000	ug/kg	
630-20-6	1,1,1,2-Tetrachloroethane	ND	37000	7400	ug/kg	
71-55-6	1,1,1-Trichloroethane	ND	37000	11000	ug/kg	
79-34-5	1,1,2,2-Tetrachloroethane	ND	37000	7400	ug/kg	
79-00-5	1,1,2-Trichloroethane	ND	37000	7400	ug/kg	
87-61-6	1,2,3-Trichlorobenzene	ND	37000	11000	ug/kg	
96-18-4	1,2,3-Trichloropropane	ND	37000	11000	ug/kg	
120-82-1	1,2,4-Trichlorobenzene	ND	37000	11000	ug/kg	
95-63-6	1,2,4-Trimethylbenzene	138000	37000	11000	ug/kg	
108-67-8	1,3,5-Trimethylbenzene	32800	37000	11000	ug/kg	J
127-18-4	Tetrachloroethylene	ND	37000	26000	ug/kg	
108-88-3	Toluene	42500	37000	11000	ug/kg	
79-01-6	Trichloroethylene	ND	37000	7400	ug/kg	
75-69-4	Trichlorofluoromethane	ND	37000	8900	ug/kg	
75-01-4	Vinyl chloride	ND	37000	19000	ug/kg	
1330-20-7	Xylene (total)	348000	74000	30000	ug/kg	

CAS No.	Surrogate Recoveries	Run# 1	Run# 2	Limits
1868-53-7	Dibromofluoromethane	96%		60-130%
2037-26-5	Toluene-D8	99%		60-130%

ND = Not detected MDL - Method Detection Limit

RL = Reporting Limit

E = Indicates value exceeds calibration range

J = Indicates an estimated value

B = Indicates analyte found in associated method blank

N = Indicates presumptive evidence of a compound

## Report of Analysis

<b>Client Sample ID:</b> C22-3.0	
<b>Lab Sample ID:</b> C17722-14	<b>Date Sampled:</b> 08/31/11
<b>Matrix:</b> SO - Soil	<b>Date Received:</b> 08/31/11
<b>Method:</b> SW846 8260B	<b>Percent Solids:</b> n/a <sup>a</sup>
<b>Project:</b> Romic Soil Investigation(Romic EPA) - 2081 Bay Road, East Palo Alto, CA	

### VOA 8260 List

CAS No.	Surrogate Recoveries	Run# 1	Run# 2	Limits
460-00-4	4-Bromofluorobenzene	103%		60-130%

(a) All results reported on wet weight basis.

ND = Not detected      MDL - Method Detection Limit  
 RL = Reporting Limit

J = Indicates an estimated value  
 B = Indicates analyte found in associated method blank  
 N = Indicates presumptive evidence of a compound

## Report of Analysis

<b>Client Sample ID:</b> C22-3.0	<b>Date Sampled:</b> 08/31/11
<b>Lab Sample ID:</b> C17722-14	<b>Date Received:</b> 08/31/11
<b>Matrix:</b> SO - Soil	<b>Percent Solids:</b> n/a <sup>a</sup>
<b>Project:</b> Romic Soil Investigation(Romic EPA) - 2081 Bay Road, East Palo Alto, CA	

### Metals Analysis

Analyte	Result	RL	Units	DF	Prep	Analyzed By	Method	Prep Method
Arsenic	2.5	1.8	mg/kg	1	09/04/11	09/08/11 RS	SW846 6010B <sup>1</sup>	SW846 3050B <sup>3</sup>
Lead	8.3	1.8	mg/kg	1	09/04/11	09/08/11 RS	SW846 6010B <sup>1</sup>	SW846 3050B <sup>3</sup>
Mercury	< 0.042	0.042	mg/kg	1	09/13/11	09/14/11 RW	SW846 7471A <sup>2</sup>	SW846 7471A <sup>4</sup>

(1) Instrument QC Batch: MA2080

(2) Instrument QC Batch: MA2090

(3) Prep QC Batch: MP3924

(4) Prep QC Batch: MP3972

(a) All results reported on wet weight basis.

RL = Reporting Limit

## Report of Analysis

<b>Client Sample ID:</b>	C22-6.0	<b>Date Sampled:</b>	08/31/11
<b>Lab Sample ID:</b>	C17722-15	<b>Date Received:</b>	08/31/11
<b>Matrix:</b>	SO - Soil	<b>Percent Solids:</b>	n/a <sup>a</sup>
<b>Method:</b>	SW846 8260B	<b>Project:</b> Romic Soil Investigation(Romic EPA) - 2081 Bay Road, East Palo Alto, CA	

Run #	File ID	DF	Analyzed	By	Prep Date	Prep Batch	Analytical Batch
Run #1	M27279.D	1	09/06/11	XB	n/a	n/a	VM865
Run #2							

Run #	Initial Weight
Run #1	6.59 g
Run #2	

## VOA 8260 List

CAS No.	Compound	Result	RL	MDL	Units	Q
67-64-1	Acetone	68.4	76	15	ug/kg	J
71-43-2	Benzene	62.7	3.8	1.1	ug/kg	
108-86-1	Bromobenzene	ND	3.8	1.1	ug/kg	
74-97-5	Bromochloromethane	ND	3.8	1.1	ug/kg	
75-27-4	Bromodichloromethane	ND	3.8	0.76	ug/kg	
75-25-2	Bromoform	ND	3.8	0.76	ug/kg	
104-51-8	n-Butylbenzene	ND	3.8	1.1	ug/kg	
135-98-8	sec-Butylbenzene	ND	3.8	1.1	ug/kg	
98-06-6	tert-Butylbenzene	ND	3.8	1.1	ug/kg	
108-90-7	Chlorobenzene	ND	3.8	1.1	ug/kg	
75-00-3	Chloroethane	ND	3.8	1.1	ug/kg	
67-66-3	Chloroform	ND	3.8	1.1	ug/kg	
95-49-8	o-Chlorotoluene	ND	3.8	1.1	ug/kg	
106-43-4	p-Chlorotoluene	ND	3.8	1.1	ug/kg	
56-23-5	Carbon tetrachloride	ND	3.8	0.76	ug/kg	
75-34-3	1,1-Dichloroethane	ND	3.8	0.76	ug/kg	
75-35-4	1,1-Dichloroethylene	ND	3.8	1.1	ug/kg	
563-58-6	1,1-Dichloropropene	ND	3.8	1.1	ug/kg	
96-12-8	1,2-Dibromo-3-chloropropane	ND	3.8	0.76	ug/kg	
106-93-4	1,2-Dibromoethane	ND	3.8	0.76	ug/kg	
107-06-2	1,2-Dichloroethane	1.9	3.8	1.1	ug/kg	J
78-87-5	1,2-Dichloropropane	ND	3.8	1.1	ug/kg	
142-28-9	1,3-Dichloropropane	ND	3.8	1.1	ug/kg	
108-20-3	Di-Isopropyl ether	ND	3.8	1.1	ug/kg	
594-20-7	2,2-Dichloropropane	ND	3.8	1.1	ug/kg	
124-48-1	Dibromochloromethane	ND	3.8	0.76	ug/kg	
75-71-8	Dichlorodifluoromethane	ND	3.8	0.76	ug/kg	
156-59-2	cis-1,2-Dichloroethylene	ND	3.8	1.1	ug/kg	
10061-01-5	cis-1,3-Dichloropropene	ND	3.8	1.1	ug/kg	
541-73-1	m-Dichlorobenzene	ND	3.8	1.1	ug/kg	
95-50-1	o-Dichlorobenzene	ND	3.8	1.1	ug/kg	
106-46-7	p-Dichlorobenzene	ND	3.8	1.1	ug/kg	

ND = Not detected MDL - Method Detection Limit

RL = Reporting Limit

E = Indicates value exceeds calibration range

J = Indicates an estimated value

B = Indicates analyte found in associated method blank

N = Indicates presumptive evidence of a compound

## Report of Analysis

<b>Client Sample ID:</b>	C22-6.0	<b>Date Sampled:</b>	08/31/11
<b>Lab Sample ID:</b>	C17722-15	<b>Date Received:</b>	08/31/11
<b>Matrix:</b>	SO - Soil	<b>Percent Solids:</b>	n/a <sup>a</sup>
<b>Method:</b>	SW846 8260B		
<b>Project:</b>	Romic Soil Investigation(Romic EPA) - 2081 Bay Road,East Palo Alto,CA		

## VOA 8260 List

CAS No.	Compound	Result	RL	MDL	Units	Q
156-60-5	trans-1,2-Dichloroethylene	ND	3.8	1.1	ug/kg	
10061-02-6	trans-1,3-Dichloropropene	ND	3.8	1.1	ug/kg	
100-41-4	Ethylbenzene	1.3	3.8	1.1	ug/kg	J
637-92-3	Ethyl tert-Butyl Ether	ND	3.8	1.1	ug/kg	
591-78-6	2-Hexanone	ND	30	3.8	ug/kg	
87-68-3	Hexachlorobutadiene	ND	3.8	0.76	ug/kg	
98-82-8	Isopropylbenzene	ND	3.8	1.1	ug/kg	
99-87-6	p-Isopropyltoluene	ND	3.8	1.1	ug/kg	
108-10-1	4-Methyl-2-pentanone	ND	30	11	ug/kg	
74-83-9	Methyl bromide	ND	3.8	1.9	ug/kg	
74-87-3	Methyl chloride	ND	3.8	1.1	ug/kg	
74-95-3	Methylene bromide	ND	3.8	1.9	ug/kg	
75-09-2	Methylene chloride	ND	19	12	ug/kg	
78-93-3	Methyl ethyl ketone	14.4	30	9.1	ug/kg	J
1634-04-4	Methyl Tert Butyl Ether	ND	3.8	0.76	ug/kg	
91-20-3	Naphthalene	1.2	3.8	1.1	ug/kg	J
103-65-1	n-Propylbenzene	ND	3.8	1.1	ug/kg	
100-42-5	Styrene	ND	3.8	0.76	ug/kg	
994-05-8	Tert-Amyl Methyl Ether	ND	3.8	0.91	ug/kg	
75-65-0	Tert Butyl Alcohol	10.4	30	7.6	ug/kg	J
630-20-6	1,1,1,2-Tetrachloroethane	ND	3.8	0.76	ug/kg	
71-55-6	1,1,1-Trichloroethane	ND	3.8	1.1	ug/kg	
79-34-5	1,1,2,2-Tetrachloroethane	ND	3.8	0.76	ug/kg	
79-00-5	1,1,2-Trichloroethane	ND	3.8	0.76	ug/kg	
87-61-6	1,2,3-Trichlorobenzene	ND	3.8	1.1	ug/kg	
96-18-4	1,2,3-Trichloropropane	ND	3.8	1.1	ug/kg	
120-82-1	1,2,4-Trichlorobenzene	ND	3.8	1.1	ug/kg	
95-63-6	1,2,4-Trimethylbenzene	ND	3.8	1.1	ug/kg	
108-67-8	1,3,5-Trimethylbenzene	ND	3.8	1.1	ug/kg	
127-18-4	Tetrachloroethylene	ND	3.8	2.7	ug/kg	
108-88-3	Toluene	2.0	3.8	1.1	ug/kg	J
79-01-6	Trichloroethylene	ND	3.8	0.76	ug/kg	
75-69-4	Trichlorofluoromethane	ND	3.8	0.91	ug/kg	
75-01-4	Vinyl chloride	ND	3.8	1.9	ug/kg	
1330-20-7	Xylene (total)	4.3	7.6	3.0	ug/kg	J

CAS No.	Surrogate Recoveries	Run# 1	Run# 2	Limits
1868-53-7	Dibromofluoromethane	103%		60-130%
2037-26-5	Toluene-D8	97%		60-130%

ND = Not detected MDL - Method Detection Limit

RL = Reporting Limit

E = Indicates value exceeds calibration range

J = Indicates an estimated value

B = Indicates analyte found in associated method blank

N = Indicates presumptive evidence of a compound



## Report of Analysis

<b>Client Sample ID:</b> C22-6.0	<b>Date Sampled:</b> 08/31/11
<b>Lab Sample ID:</b> C17722-15	<b>Date Received:</b> 08/31/11
<b>Matrix:</b> SO - Soil	<b>Percent Solids:</b> n/a <sup>a</sup>
<b>Method:</b> SW846 8260B	
<b>Project:</b> Romic Soil Investigation(Romic EPA) - 2081 Bay Road, East Palo Alto, CA	

### VOA 8260 List

CAS No.	Surrogate Recoveries	Run# 1	Run# 2	Limits
460-00-4	4-Bromofluorobenzene	98%		60-130%

(a) All results reported on wet weight basis.

ND = Not detected      MDL - Method Detection Limit  
 RL = Reporting Limit

J = Indicates an estimated value  
 B = Indicates analyte found in associated method blank  
 N = Indicates presumptive evidence of a compound

## Report of Analysis

<b>Client Sample ID:</b> C22-6.0	<b>Date Sampled:</b> 08/31/11
<b>Lab Sample ID:</b> C17722-15	<b>Date Received:</b> 08/31/11
<b>Matrix:</b> SO - Soil	<b>Percent Solids:</b> n/a <sup>a</sup>
<b>Project:</b> Romic Soil Investigation(Romic EPA) - 2081 Bay Road, East Palo Alto, CA	

### Metals Analysis

Analyte	Result	RL	Units	DF	Prep	Analyzed By	Method	Prep Method
Arsenic	5.8	1.8	mg/kg	1	09/04/11	09/08/11 RS	SW846 6010B <sup>1</sup>	SW846 3050B <sup>3</sup>
Lead	304	1.8	mg/kg	1	09/04/11	09/08/11 RS	SW846 6010B <sup>1</sup>	SW846 3050B <sup>3</sup>
Mercury	0.40	0.038	mg/kg	1	09/13/11	09/14/11 RW	SW846 7471A <sup>2</sup>	SW846 7471A <sup>4</sup>

- (1) Instrument QC Batch: MA2080
- (2) Instrument QC Batch: MA2090
- (3) Prep QC Batch: MP3924
- (4) Prep QC Batch: MP3972

(a) All results reported on wet weight basis.

RL = Reporting Limit

## Report of Analysis

<b>Client Sample ID:</b>	E24-0.5	<b>Date Sampled:</b>	08/31/11
<b>Lab Sample ID:</b>	C17722-16	<b>Date Received:</b>	08/31/11
<b>Matrix:</b>	SO - Soil	<b>Percent Solids:</b>	n/a <sup>a</sup>
<b>Method:</b>	SW846 8260B	<b>Project:</b> Romic Soil Investigation(Romic EPA) - 2081 Bay Road, East Palo Alto, CA	

Run #1	File ID	DF	Analyzed	By	Prep Date	Prep Batch	Analytical Batch
Run #1	M27271.D	1	09/06/11	XB	n/a	n/a	VM865
Run #2							

Run #1	Initial Weight	Final Volume	Methanol Aliquot
Run #1	4.86 g	5.0 ml	100 ul
Run #2			

## VOA 8260 List

CAS No.	Compound	Result	RL	MDL	Units	Q
67-64-1	Acetone	ND	5100	1000	ug/kg	
71-43-2	Benzene	ND	260	77	ug/kg	
108-86-1	Bromobenzene	ND	260	77	ug/kg	
74-97-5	Bromochloromethane	ND	260	77	ug/kg	
75-27-4	Bromodichloromethane	ND	260	51	ug/kg	
75-25-2	Bromoform	ND	260	51	ug/kg	
104-51-8	n-Butylbenzene	ND	260	77	ug/kg	
135-98-8	sec-Butylbenzene	ND	260	77	ug/kg	
98-06-6	tert-Butylbenzene	ND	260	77	ug/kg	
108-90-7	Chlorobenzene	ND	260	77	ug/kg	
75-00-3	Chloroethane	ND	260	77	ug/kg	
67-66-3	Chloroform	ND	260	77	ug/kg	
95-49-8	o-Chlorotoluene	ND	260	77	ug/kg	
106-43-4	p-Chlorotoluene	ND	260	77	ug/kg	
56-23-5	Carbon tetrachloride	ND	260	51	ug/kg	
75-34-3	1,1-Dichloroethane	ND	260	51	ug/kg	
75-35-4	1,1-Dichloroethylene	ND	260	77	ug/kg	
563-58-6	1,1-Dichloropropene	ND	260	77	ug/kg	
96-12-8	1,2-Dibromo-3-chloropropane	ND	260	51	ug/kg	
106-93-4	1,2-Dibromoethane	ND	260	51	ug/kg	
107-06-2	1,2-Dichloroethane	ND	260	77	ug/kg	
78-87-5	1,2-Dichloropropane	ND	260	77	ug/kg	
142-28-9	1,3-Dichloropropane	ND	260	77	ug/kg	
108-20-3	Di-Isopropyl ether	ND	260	77	ug/kg	
594-20-7	2,2-Dichloropropane	ND	260	77	ug/kg	
124-48-1	Dibromochloromethane	ND	260	51	ug/kg	
75-71-8	Dichlorodifluoromethane	ND	260	51	ug/kg	
156-59-2	cis-1,2-Dichloroethylene	ND	260	77	ug/kg	
10061-01-5	cis-1,3-Dichloropropene	ND	260	77	ug/kg	
541-73-1	m-Dichlorobenzene	ND	260	77	ug/kg	
95-50-1	o-Dichlorobenzene	ND	260	77	ug/kg	
106-46-7	p-Dichlorobenzene	ND	260	77	ug/kg	

ND = Not detected MDL - Method Detection Limit

RL = Reporting Limit

E = Indicates value exceeds calibration range

J = Indicates an estimated value

B = Indicates analyte found in associated method blank

N = Indicates presumptive evidence of a compound

## Report of Analysis

<b>Client Sample ID:</b>	E24-0.5	<b>Date Sampled:</b>	08/31/11
<b>Lab Sample ID:</b>	C17722-16	<b>Date Received:</b>	08/31/11
<b>Matrix:</b>	SO - Soil	<b>Percent Solids:</b>	n/a <sup>a</sup>
<b>Method:</b>	SW846 8260B	<b>Project:</b> Romic Soil Investigation(Romic EPA) - 2081 Bay Road,East Palo Alto,CA	

## VOA 8260 List

CAS No.	Compound	Result	RL	MDL	Units	Q
156-60-5	trans-1,2-Dichloroethylene	ND	260	77	ug/kg	
10061-02-6	trans-1,3-Dichloropropene	ND	260	77	ug/kg	
100-41-4	Ethylbenzene	247	260	77	ug/kg	J
637-92-3	Ethyl tert-Butyl Ether	ND	260	77	ug/kg	
591-78-6	2-Hexanone	ND	2100	260	ug/kg	
87-68-3	Hexachlorobutadiene	ND	260	51	ug/kg	
98-82-8	Isopropylbenzene	ND	260	77	ug/kg	
99-87-6	p-Isopropyltoluene	ND	260	77	ug/kg	
108-10-1	4-Methyl-2-pentanone	ND	2100	770	ug/kg	
74-83-9	Methyl bromide	ND	260	130	ug/kg	
74-87-3	Methyl chloride	ND	260	77	ug/kg	
74-95-3	Methylene bromide	ND	260	130	ug/kg	
75-09-2	Methylene chloride	ND	1300	820	ug/kg	
78-93-3	Methyl ethyl ketone	ND	2100	620	ug/kg	
1634-04-4	Methyl Tert Butyl Ether	ND	260	51	ug/kg	
91-20-3	Naphthalene	ND	260	77	ug/kg	
103-65-1	n-Propylbenzene	ND	260	77	ug/kg	
100-42-5	Styrene	ND	260	51	ug/kg	
994-05-8	Tert-Amyl Methyl Ether	ND	260	62	ug/kg	
75-65-0	Tert Butyl Alcohol	ND	2100	510	ug/kg	
630-20-6	1,1,1,2-Tetrachloroethane	ND	260	51	ug/kg	
71-55-6	1,1,1-Trichloroethane	ND	260	77	ug/kg	
79-34-5	1,1,2,2-Tetrachloroethane	ND	260	51	ug/kg	
79-00-5	1,1,2-Trichloroethane	ND	260	51	ug/kg	
87-61-6	1,2,3-Trichlorobenzene	ND	260	77	ug/kg	
96-18-4	1,2,3-Trichloropropane	ND	260	77	ug/kg	
120-82-1	1,2,4-Trichlorobenzene	ND	260	77	ug/kg	
95-63-6	1,2,4-Trimethylbenzene	ND	260	77	ug/kg	
108-67-8	1,3,5-Trimethylbenzene	ND	260	77	ug/kg	
127-18-4	Tetrachloroethylene	ND	260	180	ug/kg	
108-88-3	Toluene	113	260	77	ug/kg	J
79-01-6	Trichloroethylene	80.3	260	51	ug/kg	J
75-69-4	Trichlorofluoromethane	ND	260	62	ug/kg	
75-01-4	Vinyl chloride	ND	260	130	ug/kg	
1330-20-7	Xylene (total)	884	510	210	ug/kg	

CAS No.	Surrogate Recoveries	Run# 1	Run# 2	Limits
1868-53-7	Dibromofluoromethane	97%		60-130%
2037-26-5	Toluene-D8	96%		60-130%

ND = Not detected MDL - Method Detection Limit

RL = Reporting Limit

E = Indicates value exceeds calibration range

J = Indicates an estimated value

B = Indicates analyte found in associated method blank

N = Indicates presumptive evidence of a compound

## Report of Analysis

<b>Client Sample ID:</b> E24-0.5		
<b>Lab Sample ID:</b> C17722-16		<b>Date Sampled:</b> 08/31/11
<b>Matrix:</b> SO - Soil		<b>Date Received:</b> 08/31/11
<b>Method:</b> SW846 8260B		<b>Percent Solids:</b> n/a <sup>a</sup>
<b>Project:</b> Romic Soil Investigation(Romic EPA) - 2081 Bay Road, East Palo Alto, CA		

### VOA 8260 List

CAS No.	Surrogate Recoveries	Run# 1	Run# 2	Limits
460-00-4	4-Bromofluorobenzene	100%		60-130%

(a) All results reported on wet weight basis.

ND = Not detected      MDL - Method Detection Limit  
 RL = Reporting Limit  
 E = Indicates value exceeds calibration range

J = Indicates an estimated value  
 B = Indicates analyte found in associated method blank  
 N = Indicates presumptive evidence of a compound

## Report of Analysis

<b>Client Sample ID:</b> E24-0.5	<b>Date Sampled:</b> 08/31/11
<b>Lab Sample ID:</b> C17722-16	<b>Date Received:</b> 08/31/11
<b>Matrix:</b> SO - Soil	<b>Percent Solids:</b> n/a <sup>a</sup>
<b>Project:</b> Romic Soil Investigation(Romic EPA) - 2081 Bay Road, East Palo Alto, CA	

### Metals Analysis

Analyte	Result	RL	Units	DF	Prep	Analyzed By	Method	Prep Method
Arsenic	< 1.8	1.8	mg/kg	1	09/04/11	09/08/11 RS	SW846 6010B <sup>1</sup>	SW846 3050B <sup>3</sup>
Lead	< 1.8	1.8	mg/kg	1	09/04/11	09/08/11 RS	SW846 6010B <sup>1</sup>	SW846 3050B <sup>3</sup>
Mercury	< 0.040	0.040	mg/kg	1	09/13/11	09/14/11 RW	SW846 7471A <sup>2</sup>	SW846 7471A <sup>4</sup>

- (1) Instrument QC Batch: MA2080
- (2) Instrument QC Batch: MA2090
- (3) Prep QC Batch: MP3924
- (4) Prep QC Batch: MP3972

(a) All results reported on wet weight basis.

RL = Reporting Limit

## Report of Analysis

<b>Client Sample ID:</b>	E24-5.0	<b>Date Sampled:</b>	08/31/11
<b>Lab Sample ID:</b>	C17722-17	<b>Date Received:</b>	08/31/11
<b>Matrix:</b>	SO - Soil	<b>Percent Solids:</b>	n/a <sup>a</sup>
<b>Method:</b>	SW846 8260B	<b>Project:</b> Romic Soil Investigation(Romic EPA) - 2081 Bay Road, East Palo Alto, CA	

Run #1	File ID	DF	Analyzed	By	Prep Date	Prep Batch	Analytical Batch
Run #1	M27306.D	50	09/07/11	XB	n/a	n/a	VM866
Run #2							

Run #1	Initial Weight	Final Volume	Methanol Aliquot
Run #1	4.92 g	5.0 ml	20.0 ul
Run #2			

## VOA 8260 List

CAS No.	Compound	Result	RL	MDL	Units	Q
67-64-1	Acetone	471000	1300000	250000	ug/kg	J
71-43-2	Benzene	ND	64000	19000	ug/kg	
108-86-1	Bromobenzene	ND	64000	19000	ug/kg	
74-97-5	Bromochloromethane	ND	64000	19000	ug/kg	
75-27-4	Bromodichloromethane	ND	64000	13000	ug/kg	
75-25-2	Bromoform	ND	64000	13000	ug/kg	
104-51-8	n-Butylbenzene	ND	64000	19000	ug/kg	
135-98-8	sec-Butylbenzene	ND	64000	19000	ug/kg	
98-06-6	tert-Butylbenzene	ND	64000	19000	ug/kg	
108-90-7	Chlorobenzene	ND	64000	19000	ug/kg	
75-00-3	Chloroethane	ND	64000	19000	ug/kg	
67-66-3	Chloroform	ND	64000	19000	ug/kg	
95-49-8	o-Chlorotoluene	ND	64000	19000	ug/kg	
106-43-4	p-Chlorotoluene	ND	64000	19000	ug/kg	
56-23-5	Carbon tetrachloride	ND	64000	13000	ug/kg	
75-34-3	1,1-Dichloroethane	ND	64000	13000	ug/kg	
75-35-4	1,1-Dichloroethylene	ND	64000	19000	ug/kg	
563-58-6	1,1-Dichloropropene	ND	64000	19000	ug/kg	
96-12-8	1,2-Dibromo-3-chloropropane	ND	64000	13000	ug/kg	
106-93-4	1,2-Dibromoethane	ND	64000	13000	ug/kg	
107-06-2	1,2-Dichloroethane	ND	64000	19000	ug/kg	
78-87-5	1,2-Dichloropropane	ND	64000	19000	ug/kg	
142-28-9	1,3-Dichloropropane	ND	64000	19000	ug/kg	
108-20-3	Di-Isopropyl ether	ND	64000	19000	ug/kg	
594-20-7	2,2-Dichloropropane	ND	64000	19000	ug/kg	
124-48-1	Dibromochloromethane	ND	64000	13000	ug/kg	
75-71-8	Dichlorodifluoromethane	ND	64000	13000	ug/kg	
156-59-2	cis-1,2-Dichloroethylene	ND	64000	19000	ug/kg	
10061-01-5	cis-1,3-Dichloropropene	ND	64000	19000	ug/kg	
541-73-1	m-Dichlorobenzene	ND	64000	19000	ug/kg	
95-50-1	o-Dichlorobenzene	ND	64000	19000	ug/kg	
106-46-7	p-Dichlorobenzene	ND	64000	19000	ug/kg	

ND = Not detected MDL - Method Detection Limit

J = Indicates an estimated value

RL = Reporting Limit

B = Indicates analyte found in associated method blank

E = Indicates value exceeds calibration range

N = Indicates presumptive evidence of a compound

## Report of Analysis

<b>Client Sample ID:</b>	E24-5.0	<b>Date Sampled:</b>	08/31/11
<b>Lab Sample ID:</b>	C17722-17	<b>Date Received:</b>	08/31/11
<b>Matrix:</b>	SO - Soil	<b>Percent Solids:</b>	n/a <sup>a</sup>
<b>Method:</b>	SW846 8260B	<b>Project:</b> Romic Soil Investigation(Romic EPA) - 2081 Bay Road,East Palo Alto,CA	

**VOA 8260 List**

CAS No.	Compound	Result	RL	MDL	Units	Q
156-60-5	trans-1,2-Dichloroethylene	ND	64000	19000	ug/kg	
10061-02-6	trans-1,3-Dichloropropene	ND	64000	19000	ug/kg	
100-41-4	Ethylbenzene	37400	64000	19000	ug/kg	J
637-92-3	Ethyl tert-Butyl Ether	ND	64000	19000	ug/kg	
591-78-6	2-Hexanone	ND	510000	64000	ug/kg	
87-68-3	Hexachlorobutadiene	ND	64000	13000	ug/kg	
98-82-8	Isopropylbenzene	ND	64000	19000	ug/kg	
99-87-6	p-Isopropyltoluene	ND	64000	19000	ug/kg	
108-10-1	4-Methyl-2-pentanone	ND	510000	190000	ug/kg	
74-83-9	Methyl bromide	ND	64000	32000	ug/kg	
74-87-3	Methyl chloride	ND	64000	19000	ug/kg	
74-95-3	Methylene bromide	ND	64000	32000	ug/kg	
75-09-2	Methylene chloride	ND	320000	200000	ug/kg	
78-93-3	Methyl ethyl ketone	2520000	510000	150000	ug/kg	
1634-04-4	Methyl Tert Butyl Ether	ND	64000	13000	ug/kg	
91-20-3	Naphthalene	ND	64000	19000	ug/kg	
103-65-1	n-Propylbenzene	ND	64000	19000	ug/kg	
100-42-5	Styrene	ND	64000	13000	ug/kg	
994-05-8	Tert-Amyl Methyl Ether	ND	64000	15000	ug/kg	
75-65-0	Tert Butyl Alcohol	ND	510000	130000	ug/kg	
630-20-6	1,1,1,2-Tetrachloroethane	ND	64000	13000	ug/kg	
71-55-6	1,1,1-Trichloroethane	ND	64000	19000	ug/kg	
79-34-5	1,1,2,2-Tetrachloroethane	ND	64000	13000	ug/kg	
79-00-5	1,1,2-Trichloroethane	ND	64000	13000	ug/kg	
87-61-6	1,2,3-Trichlorobenzene	ND	64000	19000	ug/kg	
96-18-4	1,2,3-Trichloropropane	ND	64000	19000	ug/kg	
120-82-1	1,2,4-Trichlorobenzene	ND	64000	19000	ug/kg	
95-63-6	1,2,4-Trimethylbenzene	57300	64000	19000	ug/kg	J
108-67-8	1,3,5-Trimethylbenzene	ND	64000	19000	ug/kg	
127-18-4	Tetrachloroethylene	ND	64000	44000	ug/kg	
108-88-3	Toluene	990000	64000	19000	ug/kg	
79-01-6	Trichloroethylene	29500	64000	13000	ug/kg	J
75-69-4	Trichlorofluoromethane	ND	64000	15000	ug/kg	
75-01-4	Vinyl chloride	ND	64000	32000	ug/kg	
1330-20-7	Xylene (total)	167000	130000	51000	ug/kg	

CAS No.	Surrogate Recoveries	Run# 1	Run# 2	Limits
1868-53-7	Dibromofluoromethane	98%		60-130%
2037-26-5	Toluene-D8	98%		60-130%

ND = Not detected      MDL - Method Detection Limit  
 RL = Reporting Limit  
 E = Indicates value exceeds calibration range

J = Indicates an estimated value  
 B = Indicates analyte found in associated method blank  
 N = Indicates presumptive evidence of a compound



## Report of Analysis

<b>Client Sample ID:</b>	E24-5.0	<b>Date Sampled:</b>	08/31/11
<b>Lab Sample ID:</b>	C17722-17	<b>Date Received:</b>	08/31/11
<b>Matrix:</b>	SO - Soil	<b>Percent Solids:</b>	n/a <sup>a</sup>
<b>Method:</b>	SW846 8260B	<b>Project:</b> Romic Soil Investigation(Romic EPA) - 2081 Bay Road, East Palo Alto, CA	

### VOA 8260 List

CAS No.	Surrogate Recoveries	Run# 1	Run# 2	Limits
460-00-4	4-Bromofluorobenzene	98%		60-130%

(a) All results reported on wet weight basis.

ND = Not detected      MDL - Method Detection Limit  
 RL = Reporting Limit  
 E = Indicates value exceeds calibration range

J = Indicates an estimated value  
 B = Indicates analyte found in associated method blank  
 N = Indicates presumptive evidence of a compound

## Report of Analysis

<b>Client Sample ID:</b> E24-5.0	<b>Date Sampled:</b> 08/31/11
<b>Lab Sample ID:</b> C17722-17	<b>Date Received:</b> 08/31/11
<b>Matrix:</b> SO - Soil	<b>Percent Solids:</b> n/a <sup>a</sup>
<b>Project:</b> Romic Soil Investigation(Romic EPA) - 2081 Bay Road, East Palo Alto, CA	

### Metals Analysis

Analyte	Result	RL	Units	DF	Prep	Analyzed By	Method	Prep Method
Arsenic	4.8	1.8	mg/kg	1	09/04/11	09/08/11 RS	SW846 6010B <sup>1</sup>	SW846 3050B <sup>3</sup>
Lead	166	1.8	mg/kg	1	09/04/11	09/08/11 RS	SW846 6010B <sup>1</sup>	SW846 3050B <sup>3</sup>
Mercury	0.36	0.038	mg/kg	1	09/13/11	09/14/11 RW	SW846 7471A <sup>2</sup>	SW846 7471A <sup>4</sup>

- (1) Instrument QC Batch: MA2080
- (2) Instrument QC Batch: MA2090
- (3) Prep QC Batch: MP3924
- (4) Prep QC Batch: MP3972

(a) All results reported on wet weight basis.

RL = Reporting Limit

## Report of Analysis

<b>Client Sample ID:</b>	E24-8.0	<b>Date Sampled:</b>	08/31/11
<b>Lab Sample ID:</b>	C17722-18	<b>Date Received:</b>	08/31/11
<b>Matrix:</b>	SO - Soil	<b>Percent Solids:</b>	n/a <sup>a</sup>
<b>Method:</b>	SW846 8260B	<b>Project:</b> Romic Soil Investigation(Romic EPA) - 2081 Bay Road, East Palo Alto, CA	

Run #1	File ID	DF	Analyzed	By	Prep Date	Prep Batch	Analytical Batch
Run #1	M27307.D	40	09/07/11	XB	n/a	n/a	VM866
Run #2							

Run #1	Initial Weight	Final Volume	Methanol Aliquot
Run #1	3.44 g	5.0 ml	15.0 ul
Run #2			

## VOA 8260 List

CAS No.	Compound	Result	RL	MDL	Units	Q
67-64-1	Acetone	601000	1900000	390000	ug/kg	J
71-43-2	Benzene	ND	97000	29000	ug/kg	
108-86-1	Bromobenzene	ND	97000	29000	ug/kg	
74-97-5	Bromochloromethane	ND	97000	29000	ug/kg	
75-27-4	Bromodichloromethane	ND	97000	19000	ug/kg	
75-25-2	Bromoform	ND	97000	19000	ug/kg	
104-51-8	n-Butylbenzene	ND	97000	29000	ug/kg	
135-98-8	sec-Butylbenzene	ND	97000	29000	ug/kg	
98-06-6	tert-Butylbenzene	ND	97000	29000	ug/kg	
108-90-7	Chlorobenzene	ND	97000	29000	ug/kg	
75-00-3	Chloroethane	ND	97000	29000	ug/kg	
67-66-3	Chloroform	ND	97000	29000	ug/kg	
95-49-8	o-Chlorotoluene	238000	97000	29000	ug/kg	
106-43-4	p-Chlorotoluene	ND	97000	29000	ug/kg	
56-23-5	Carbon tetrachloride	ND	97000	19000	ug/kg	
75-34-3	1,1-Dichloroethane	ND	97000	19000	ug/kg	
75-35-4	1,1-Dichloroethylene	ND	97000	29000	ug/kg	
563-58-6	1,1-Dichloropropene	ND	97000	29000	ug/kg	
96-12-8	1,2-Dibromo-3-chloropropane	ND	97000	19000	ug/kg	
106-93-4	1,2-Dibromoethane	ND	97000	19000	ug/kg	
107-06-2	1,2-Dichloroethane	ND	97000	29000	ug/kg	
78-87-5	1,2-Dichloropropane	ND	97000	29000	ug/kg	
142-28-9	1,3-Dichloropropane	ND	97000	29000	ug/kg	
108-20-3	Di-Isopropyl ether	ND	97000	29000	ug/kg	
594-20-7	2,2-Dichloropropane	ND	97000	29000	ug/kg	
124-48-1	Dibromochloromethane	ND	97000	19000	ug/kg	
75-71-8	Dichlorodifluoromethane	ND	97000	19000	ug/kg	
156-59-2	cis-1,2-Dichloroethylene	ND	97000	29000	ug/kg	
10061-01-5	cis-1,3-Dichloropropene	ND	97000	29000	ug/kg	
541-73-1	m-Dichlorobenzene	ND	97000	29000	ug/kg	
95-50-1	o-Dichlorobenzene	ND	97000	29000	ug/kg	
106-46-7	p-Dichlorobenzene	ND	97000	29000	ug/kg	

ND = Not detected MDL - Method Detection Limit

RL = Reporting Limit

E = Indicates value exceeds calibration range

J = Indicates an estimated value

B = Indicates analyte found in associated method blank

N = Indicates presumptive evidence of a compound

## Report of Analysis

<b>Client Sample ID:</b>	E24-8.0	<b>Date Sampled:</b>	08/31/11
<b>Lab Sample ID:</b>	C17722-18	<b>Date Received:</b>	08/31/11
<b>Matrix:</b>	SO - Soil	<b>Percent Solids:</b>	n/a <sup>a</sup>
<b>Method:</b>	SW846 8260B	<b>Project:</b> Romic Soil Investigation(Romic EPA) - 2081 Bay Road, East Palo Alto, CA	

**VOA 8260 List**

CAS No.	Compound	Result	RL	MDL	Units	Q
156-60-5	trans-1,2-Dichloroethylene	ND	97000	29000	ug/kg	
10061-02-6	trans-1,3-Dichloropropene	ND	97000	29000	ug/kg	
100-41-4	Ethylbenzene	103000	97000	29000	ug/kg	
637-92-3	Ethyl tert-Butyl Ether	ND	97000	29000	ug/kg	
591-78-6	2-Hexanone	ND	780000	97000	ug/kg	
87-68-3	Hexachlorobutadiene	ND	97000	19000	ug/kg	
98-82-8	Isopropylbenzene	ND	97000	29000	ug/kg	
99-87-6	p-Isopropyltoluene	ND	97000	29000	ug/kg	
108-10-1	4-Methyl-2-pentanone	ND	780000	290000	ug/kg	
74-83-9	Methyl bromide	ND	97000	48000	ug/kg	
74-87-3	Methyl chloride	ND	97000	29000	ug/kg	
74-95-3	Methylene bromide	ND	97000	48000	ug/kg	
75-09-2	Methylene chloride	ND	480000	310000	ug/kg	
78-93-3	Methyl ethyl ketone	7070000	780000	230000	ug/kg	
1634-04-4	Methyl Tert Butyl Ether	ND	97000	19000	ug/kg	
91-20-3	Naphthalene	ND	97000	29000	ug/kg	
103-65-1	n-Propylbenzene	42400	97000	29000	ug/kg	J
100-42-5	Styrene	ND	97000	19000	ug/kg	
994-05-8	Tert-Amyl Methyl Ether	ND	97000	23000	ug/kg	
75-65-0	Tert Butyl Alcohol	ND	780000	190000	ug/kg	
630-20-6	1,1,1,2-Tetrachloroethane	ND	97000	19000	ug/kg	
71-55-6	1,1,1-Trichloroethane	ND	97000	29000	ug/kg	
79-34-5	1,1,2,2-Tetrachloroethane	ND	97000	19000	ug/kg	
79-00-5	1,1,2-Trichloroethane	ND	97000	19000	ug/kg	
87-61-6	1,2,3-Trichlorobenzene	ND	97000	29000	ug/kg	
96-18-4	1,2,3-Trichloropropane	ND	97000	29000	ug/kg	
120-82-1	1,2,4-Trichlorobenzene	ND	97000	29000	ug/kg	
95-63-6	1,2,4-Trimethylbenzene	244000	97000	29000	ug/kg	
108-67-8	1,3,5-Trimethylbenzene	91000	97000	29000	ug/kg	J
127-18-4	Tetrachloroethylene	ND	97000	68000	ug/kg	
108-88-3	Toluene	189000	97000	29000	ug/kg	
79-01-6	Trichloroethylene	162000	97000	19000	ug/kg	
75-69-4	Trichlorofluoromethane	ND	97000	23000	ug/kg	
75-01-4	Vinyl chloride	ND	97000	48000	ug/kg	
1330-20-7	Xylene (total)	466000	190000	78000	ug/kg	

CAS No.	Surrogate Recoveries	Run# 1	Run# 2	Limits
1868-53-7	Dibromofluoromethane	99%		60-130%
2037-26-5	Toluene-D8	99%		60-130%

ND = Not detected      MDL - Method Detection Limit  
 RL = Reporting Limit  
 E = Indicates value exceeds calibration range

J = Indicates an estimated value  
 B = Indicates analyte found in associated method blank  
 N = Indicates presumptive evidence of a compound

## Report of Analysis

<b>Client Sample ID:</b> E24-8.0	
<b>Lab Sample ID:</b> C17722-18	<b>Date Sampled:</b> 08/31/11
<b>Matrix:</b> SO - Soil	<b>Date Received:</b> 08/31/11
<b>Method:</b> SW846 8260B	<b>Percent Solids:</b> n/a <sup>a</sup>
<b>Project:</b> Romic Soil Investigation(Romic EPA) - 2081 Bay Road, East Palo Alto, CA	

### VOA 8260 List

CAS No.	Surrogate Recoveries	Run# 1	Run# 2	Limits
460-00-4	4-Bromofluorobenzene	102%		60-130%

(a) All results reported on wet weight basis.

ND = Not detected      MDL - Method Detection Limit  
 RL = Reporting Limit  
 E = Indicates value exceeds calibration range

J = Indicates an estimated value  
 B = Indicates analyte found in associated method blank  
 N = Indicates presumptive evidence of a compound

## Report of Analysis

<b>Client Sample ID:</b> E24-8.0	<b>Date Sampled:</b> 08/31/11
<b>Lab Sample ID:</b> C17722-18	<b>Date Received:</b> 08/31/11
<b>Matrix:</b> SO - Soil	<b>Percent Solids:</b> n/a <sup>a</sup>
<b>Project:</b> Romic Soil Investigation(Romic EPA) - 2081 Bay Road, East Palo Alto, CA	

### Metals Analysis

Analyte	Result	RL	Units	DF	Prep	Analyzed By	Method	Prep Method
Arsenic	14.8	9.3	mg/kg	5	09/04/11	09/08/11 RS	SW846 6010B <sup>1</sup>	SW846 3050B <sup>3</sup>
Lead	2020	9.3	mg/kg	5	09/04/11	09/08/11 RS	SW846 6010B <sup>1</sup>	SW846 3050B <sup>3</sup>
Mercury	0.91	0.085	mg/kg	2	09/13/11	09/14/11 RW	SW846 7471A <sup>2</sup>	SW846 7471A <sup>4</sup>

- (1) Instrument QC Batch: MA2080
- (2) Instrument QC Batch: MA2090
- (3) Prep QC Batch: MP3924
- (4) Prep QC Batch: MP3972

(a) All results reported on wet weight basis.

RL = Reporting Limit

## Report of Analysis

<b>Client Sample ID:</b>	I17-8.0		
<b>Lab Sample ID:</b>	C17722-19	<b>Date Sampled:</b>	08/31/11
<b>Matrix:</b>	SO - Soil	<b>Date Received:</b>	08/31/11
<b>Method:</b>	SW846 8260B	<b>Percent Solids:</b>	n/a <sup>a</sup>
<b>Project:</b>	Romic Soil Investigation(Romic EPA) - 2081 Bay Road, East Palo Alto, CA		

Run #1	File ID	DF	Analyzed	By	Prep Date	Prep Batch	Analytical Batch
Run #1	M27308.D	25	09/07/11	XB	n/a	n/a	VM866
Run #2							

Run #1	Initial Weight	Final Volume	Methanol Aliquot
Run #1	4.76 g	5.0 ml	5.0 ul
Run #2			

## VOA 8260 List

CAS No.	Compound	Result	RL	MDL	Units	Q
67-64-1	Acetone	ND	260000	53000	ug/kg	
71-43-2	Benzene	ND	130000	39000	ug/kg	
108-86-1	Bromobenzene	ND	130000	39000	ug/kg	
74-97-5	Bromochloromethane	ND	130000	39000	ug/kg	
75-27-4	Bromodichloromethane	ND	130000	26000	ug/kg	
75-25-2	Bromoform	ND	130000	26000	ug/kg	
104-51-8	n-Butylbenzene	ND	130000	39000	ug/kg	
135-98-8	sec-Butylbenzene	ND	130000	39000	ug/kg	
98-06-6	tert-Butylbenzene	ND	130000	39000	ug/kg	
108-90-7	Chlorobenzene	87300	130000	39000	ug/kg	J
75-00-3	Chloroethane	ND	130000	39000	ug/kg	
67-66-3	Chloroform	ND	130000	39000	ug/kg	
95-49-8	o-Chlorotoluene	ND	130000	39000	ug/kg	
106-43-4	p-Chlorotoluene	ND	130000	39000	ug/kg	
56-23-5	Carbon tetrachloride	ND	130000	26000	ug/kg	
75-34-3	1,1-Dichloroethane	182000	130000	26000	ug/kg	
75-35-4	1,1-Dichloroethylene	69500	130000	39000	ug/kg	J
563-58-6	1,1-Dichloropropene	ND	130000	39000	ug/kg	
96-12-8	1,2-Dibromo-3-chloropropane	ND	130000	26000	ug/kg	
106-93-4	1,2-Dibromoethane	ND	130000	26000	ug/kg	
107-06-2	1,2-Dichloroethane	144000	130000	39000	ug/kg	
78-87-5	1,2-Dichloropropane	ND	130000	39000	ug/kg	
142-28-9	1,3-Dichloropropane	ND	130000	39000	ug/kg	
108-20-3	Di-Isopropyl ether	ND	130000	39000	ug/kg	
594-20-7	2,2-Dichloropropane	ND	130000	39000	ug/kg	
124-48-1	Dibromochloromethane	ND	130000	26000	ug/kg	
75-71-8	Dichlorodifluoromethane	ND	130000	26000	ug/kg	
156-59-2	cis-1,2-Dichloroethylene	534000	130000	39000	ug/kg	
10061-01-5	cis-1,3-Dichloropropene	ND	130000	39000	ug/kg	
541-73-1	m-Dichlorobenzene	ND	130000	39000	ug/kg	
95-50-1	o-Dichlorobenzene	ND	130000	39000	ug/kg	
106-46-7	p-Dichlorobenzene	ND	130000	39000	ug/kg	

ND = Not detected MDL - Method Detection Limit

J = Indicates an estimated value

RL = Reporting Limit

B = Indicates analyte found in associated method blank

E = Indicates value exceeds calibration range

N = Indicates presumptive evidence of a compound

## Report of Analysis

<b>Client Sample ID:</b>	I17-8.0		
<b>Lab Sample ID:</b>	C17722-19	<b>Date Sampled:</b>	08/31/11
<b>Matrix:</b>	SO - Soil	<b>Date Received:</b>	08/31/11
<b>Method:</b>	SW846 8260B	<b>Percent Solids:</b>	n/a <sup>a</sup>
<b>Project:</b>	Romic Soil Investigation(Romic EPA) - 2081 Bay Road,East Palo Alto,CA		

## VOA 8260 List

CAS No.	Compound	Result	RL	MDL	Units	Q
156-60-5	trans-1,2-Dichloroethylene	ND	130000	39000	ug/kg	
10061-02-6	trans-1,3-Dichloropropene	ND	130000	39000	ug/kg	
100-41-4	Ethylbenzene	172000	130000	39000	ug/kg	
637-92-3	Ethyl tert-Butyl Ether	ND	130000	39000	ug/kg	
591-78-6	2-Hexanone	ND	1100000	130000	ug/kg	
87-68-3	Hexachlorobutadiene	ND	130000	26000	ug/kg	
98-82-8	Isopropylbenzene	ND	130000	39000	ug/kg	
99-87-6	p-Isopropyltoluene	ND	130000	39000	ug/kg	
108-10-1	4-Methyl-2-pentanone	ND	1100000	390000	ug/kg	
74-83-9	Methyl bromide	ND	130000	66000	ug/kg	
74-87-3	Methyl chloride	ND	130000	39000	ug/kg	
74-95-3	Methylene bromide	ND	130000	66000	ug/kg	
75-09-2	Methylene chloride	ND	660000	420000	ug/kg	
78-93-3	Methyl ethyl ketone	ND	1100000	320000	ug/kg	
1634-04-4	Methyl Tert Butyl Ether	ND	130000	26000	ug/kg	
91-20-3	Naphthalene	42300	130000	39000	ug/kg	J
103-65-1	n-Propylbenzene	ND	130000	39000	ug/kg	
100-42-5	Styrene	ND	130000	26000	ug/kg	
994-05-8	Tert-Amyl Methyl Ether	ND	130000	32000	ug/kg	
75-65-0	Tert Butyl Alcohol	ND	1100000	260000	ug/kg	
630-20-6	1,1,1,2-Tetrachloroethane	ND	130000	26000	ug/kg	
71-55-6	1,1,1-Trichloroethane	181000	130000	39000	ug/kg	
79-34-5	1,1,2,2-Tetrachloroethane	ND	130000	26000	ug/kg	
79-00-5	1,1,2-Trichloroethane	70700	130000	26000	ug/kg	J
87-61-6	1,2,3-Trichlorobenzene	ND	130000	39000	ug/kg	
96-18-4	1,2,3-Trichloropropane	ND	130000	39000	ug/kg	
120-82-1	1,2,4-Trichlorobenzene	ND	130000	39000	ug/kg	
95-63-6	1,2,4-Trimethylbenzene	145000	130000	39000	ug/kg	
108-67-8	1,3,5-Trimethylbenzene	45600	130000	39000	ug/kg	J
127-18-4	Tetrachloroethylene	1120000	130000	92000	ug/kg	
108-88-3	Toluene	442000	130000	39000	ug/kg	
79-01-6	Trichloroethylene	1800000	130000	26000	ug/kg	
75-69-4	Trichlorofluoromethane	ND	130000	32000	ug/kg	
75-01-4	Vinyl chloride	102000	130000	66000	ug/kg	J
1330-20-7	Xylene (total)	790000	260000	110000	ug/kg	

CAS No.	Surrogate Recoveries	Run# 1	Run# 2	Limits
1868-53-7	Dibromofluoromethane	95%		60-130%
2037-26-5	Toluene-D8	97%		60-130%

ND = Not detected MDL - Method Detection Limit

RL = Reporting Limit

E = Indicates value exceeds calibration range

J = Indicates an estimated value

B = Indicates analyte found in associated method blank

N = Indicates presumptive evidence of a compound



## Report of Analysis

<b>Client Sample ID:</b>	I17-8.0	
<b>Lab Sample ID:</b>	C17722-19	<b>Date Sampled:</b> 08/31/11
<b>Matrix:</b>	SO - Soil	<b>Date Received:</b> 08/31/11
<b>Method:</b>	SW846 8260B	<b>Percent Solids:</b> n/a <sup>a</sup>
<b>Project:</b>	Romic Soil Investigation(Romic EPA) - 2081 Bay Road, East Palo Alto, CA	

### VOA 8260 List

CAS No.	Surrogate Recoveries	Run# 1	Run# 2	Limits
460-00-4	4-Bromofluorobenzene	103%		60-130%

(a) All results reported on wet weight basis.

ND = Not detected      MDL - Method Detection Limit  
 RL = Reporting Limit  
 E = Indicates value exceeds calibration range

J = Indicates an estimated value  
 B = Indicates analyte found in associated method blank  
 N = Indicates presumptive evidence of a compound

## Report of Analysis

<b>Client Sample ID:</b> I17-8.0	<b>Date Sampled:</b> 08/31/11
<b>Lab Sample ID:</b> C17722-19	<b>Date Received:</b> 08/31/11
<b>Matrix:</b> SO - Soil	<b>Percent Solids:</b> n/a <sup>a</sup>
<b>Project:</b> Romic Soil Investigation(Romic EPA) - 2081 Bay Road,East Palo Alto,CA	

### Metals Analysis

Analyte	Result	RL	Units	DF	Prep	Analyzed By	Method	Prep Method
Arsenic	10.1	1.9	mg/kg	1	09/04/11	09/08/11 RS	SW846 6010B <sup>1</sup>	SW846 3050B <sup>3</sup>
Lead	640	1.9	mg/kg	1	09/04/11	09/08/11 RS	SW846 6010B <sup>1</sup>	SW846 3050B <sup>3</sup>
Mercury	10.7	0.56	mg/kg	15	09/13/11	09/14/11 RW	SW846 7471A <sup>2</sup>	SW846 7471A <sup>4</sup>

- (1) Instrument QC Batch: MA2080
- (2) Instrument QC Batch: MA2090
- (3) Prep QC Batch: MP3924
- (4) Prep QC Batch: MP3972

(a) All results reported on wet weight basis.

RL = Reporting Limit

## Report of Analysis

<b>Client Sample ID:</b> I17-8.0 DUP	<b>Date Sampled:</b> 08/31/11
<b>Lab Sample ID:</b> C17722-19A	<b>Date Received:</b> 08/31/11
<b>Matrix:</b> SO - Soil	<b>Percent Solids:</b> n/a <sup>a</sup>
<b>Project:</b> Romic Soil Investigation(Romic EPA) - 2081 Bay Road, East Palo Alto, CA	

### Metals Analysis

Analyte	Result	RL	Units	DF	Prep	Analyzed By	Method	Prep Method
Arsenic	5.6	1.9	mg/kg	1	09/04/11	09/08/11 RS	SW846 6010B <sup>1</sup>	SW846 3050B <sup>3</sup>
Lead	306	1.9	mg/kg	1	09/04/11	09/08/11 RS	SW846 6010B <sup>1</sup>	SW846 3050B <sup>3</sup>
Mercury	1.8	0.19	mg/kg	5	09/13/11	09/14/11 RW	SW846 7471A <sup>2</sup>	SW846 7471A <sup>4</sup>

(1) Instrument QC Batch: MA2080

(2) Instrument QC Batch: MA2090

(3) Prep QC Batch: MP3924

(4) Prep QC Batch: MP3972

(a) All results reported on wet weight basis.

RL = Reporting Limit

## Report of Analysis

<b>Client Sample ID:</b>	I17-8.0		
<b>Lab Sample ID:</b>	C17722-20	<b>Date Sampled:</b>	08/31/11
<b>Matrix:</b>	SO - Soil	<b>Date Received:</b>	08/31/11
<b>Method:</b>	SW846 8260B	<b>Percent Solids:</b>	n/a <sup>a</sup>
<b>Project:</b>	Romic Soil Investigation(Romic EPA) - 2081 Bay Road, East Palo Alto, CA		

Run #1	File ID	DF	Analyzed	By	Prep Date	Prep Batch	Analytical Batch
Run #1	M27289.D	25	09/07/11	XB	n/a	n/a	VM865
Run #2							

Run #1	Initial Weight	Final Volume	Methanol Aliquot
Run #1	5.42 g	5.0 ml	2.0 ul
Run #2			

## VOA 8260 List

CAS No.	Compound	Result	RL	MDL	Units	Q
67-64-1	Acetone	ND	580000	120000	ug/kg	
71-43-2	Benzene	ND	290000	86000	ug/kg	
108-86-1	Bromobenzene	ND	290000	86000	ug/kg	
74-97-5	Bromochloromethane	ND	290000	86000	ug/kg	
75-27-4	Bromodichloromethane	ND	290000	58000	ug/kg	
75-25-2	Bromoform	ND	290000	58000	ug/kg	
104-51-8	n-Butylbenzene	ND	290000	86000	ug/kg	
135-98-8	sec-Butylbenzene	ND	290000	86000	ug/kg	
98-06-6	tert-Butylbenzene	ND	290000	86000	ug/kg	
108-90-7	Chlorobenzene	89500	290000	86000	ug/kg	J
75-00-3	Chloroethane	ND	290000	86000	ug/kg	
67-66-3	Chloroform	ND	290000	86000	ug/kg	
95-49-8	o-Chlorotoluene	ND	290000	86000	ug/kg	
106-43-4	p-Chlorotoluene	ND	290000	86000	ug/kg	
56-23-5	Carbon tetrachloride	ND	290000	58000	ug/kg	
75-34-3	1,1-Dichloroethane	174000	290000	58000	ug/kg	J
75-35-4	1,1-Dichloroethylene	ND	290000	86000	ug/kg	
563-58-6	1,1-Dichloropropene	ND	290000	86000	ug/kg	
96-12-8	1,2-Dibromo-3-chloropropane	ND	290000	58000	ug/kg	
106-93-4	1,2-Dibromoethane	ND	290000	58000	ug/kg	
107-06-2	1,2-Dichloroethane	133000	290000	86000	ug/kg	J
78-87-5	1,2-Dichloropropane	ND	290000	86000	ug/kg	
142-28-9	1,3-Dichloropropane	ND	290000	86000	ug/kg	
108-20-3	Di-Isopropyl ether	ND	290000	86000	ug/kg	
594-20-7	2,2-Dichloropropane	ND	290000	86000	ug/kg	
124-48-1	Dibromochloromethane	ND	290000	58000	ug/kg	
75-71-8	Dichlorodifluoromethane	ND	290000	58000	ug/kg	
156-59-2	cis-1,2-Dichloroethylene	471000	290000	86000	ug/kg	
10061-01-5	cis-1,3-Dichloropropene	ND	290000	86000	ug/kg	
541-73-1	m-Dichlorobenzene	ND	290000	86000	ug/kg	
95-50-1	o-Dichlorobenzene	ND	290000	86000	ug/kg	
106-46-7	p-Dichlorobenzene	ND	290000	86000	ug/kg	

ND = Not detected MDL - Method Detection Limit

J = Indicates an estimated value

RL = Reporting Limit

B = Indicates analyte found in associated method blank

E = Indicates value exceeds calibration range

N = Indicates presumptive evidence of a compound

## Report of Analysis

<b>Client Sample ID:</b>	I17-8.0		
<b>Lab Sample ID:</b>	C17722-20	<b>Date Sampled:</b>	08/31/11
<b>Matrix:</b>	SO - Soil	<b>Date Received:</b>	08/31/11
<b>Method:</b>	SW846 8260B	<b>Percent Solids:</b>	n/a <sup>a</sup>
<b>Project:</b>	Romic Soil Investigation(Romic EPA) - 2081 Bay Road,East Palo Alto,CA		

## VOA 8260 List

CAS No.	Compound	Result	RL	MDL	Units	Q
156-60-5	trans-1,2-Dichloroethylene	ND	290000	86000	ug/kg	
10061-02-6	trans-1,3-Dichloropropene	ND	290000	86000	ug/kg	
100-41-4	Ethylbenzene	200000	290000	86000	ug/kg	J
637-92-3	Ethyl tert-Butyl Ether	ND	290000	86000	ug/kg	
591-78-6	2-Hexanone	ND	2300000	290000	ug/kg	
87-68-3	Hexachlorobutadiene	ND	290000	58000	ug/kg	
98-82-8	Isopropylbenzene	ND	290000	86000	ug/kg	
99-87-6	p-Isopropyltoluene	ND	290000	86000	ug/kg	
108-10-1	4-Methyl-2-pentanone	ND	2300000	860000	ug/kg	
74-83-9	Methyl bromide	ND	290000	140000	ug/kg	
74-87-3	Methyl chloride	ND	290000	86000	ug/kg	
74-95-3	Methylene bromide	ND	290000	140000	ug/kg	
75-09-2	Methylene chloride	ND	1400000	920000	ug/kg	
78-93-3	Methyl ethyl ketone	ND	2300000	690000	ug/kg	
1634-04-4	Methyl Tert Butyl Ether	ND	290000	58000	ug/kg	
91-20-3	Naphthalene	ND	290000	86000	ug/kg	
103-65-1	n-Propylbenzene	ND	290000	86000	ug/kg	
100-42-5	Styrene	ND	290000	58000	ug/kg	
994-05-8	Tert-Amyl Methyl Ether	ND	290000	69000	ug/kg	
75-65-0	Tert Butyl Alcohol	ND	2300000	580000	ug/kg	
630-20-6	1,1,1,2-Tetrachloroethane	ND	290000	58000	ug/kg	
71-55-6	1,1,1-Trichloroethane	202000	290000	86000	ug/kg	J
79-34-5	1,1,2,2-Tetrachloroethane	ND	290000	58000	ug/kg	
79-00-5	1,1,2-Trichloroethane	70400	290000	58000	ug/kg	J
87-61-6	1,2,3-Trichlorobenzene	ND	290000	86000	ug/kg	
96-18-4	1,2,3-Trichloropropane	ND	290000	86000	ug/kg	
120-82-1	1,2,4-Trichlorobenzene	ND	290000	86000	ug/kg	
95-63-6	1,2,4-Trimethylbenzene	150000	290000	86000	ug/kg	J
108-67-8	1,3,5-Trimethylbenzene	ND	290000	86000	ug/kg	
127-18-4	Tetrachloroethylene	1200000	290000	200000	ug/kg	
108-88-3	Toluene	506000	290000	86000	ug/kg	
79-01-6	Trichloroethylene	1810000	290000	58000	ug/kg	
75-69-4	Trichlorofluoromethane	ND	290000	69000	ug/kg	
75-01-4	Vinyl chloride	ND	290000	140000	ug/kg	
1330-20-7	Xylene (total)	902000	580000	230000	ug/kg	

CAS No.	Surrogate Recoveries	Run# 1	Run# 2	Limits
1868-53-7	Dibromofluoromethane	98%		60-130%
2037-26-5	Toluene-D8	98%		60-130%

ND = Not detected MDL - Method Detection Limit

RL = Reporting Limit

E = Indicates value exceeds calibration range

J = Indicates an estimated value

B = Indicates analyte found in associated method blank

N = Indicates presumptive evidence of a compound

## Report of Analysis

<b>Client Sample ID:</b> I17-8.0		
<b>Lab Sample ID:</b> C17722-20		<b>Date Sampled:</b> 08/31/11
<b>Matrix:</b> SO - Soil		<b>Date Received:</b> 08/31/11
<b>Method:</b> SW846 8260B		<b>Percent Solids:</b> n/a <sup>a</sup>
<b>Project:</b> Romic Soil Investigation(Romic EPA) - 2081 Bay Road, East Palo Alto, CA		

### VOA 8260 List

CAS No.	Surrogate Recoveries	Run# 1	Run# 2	Limits
460-00-4	4-Bromofluorobenzene	101%		60-130%

(a) All results reported on wet weight basis.

ND = Not detected      MDL - Method Detection Limit  
 RL = Reporting Limit  
 E = Indicates value exceeds calibration range

J = Indicates an estimated value  
 B = Indicates analyte found in associated method blank  
 N = Indicates presumptive evidence of a compound

## Misc. Forms

---

### Custody Documents and Other Forms

---

Includes the following where applicable:

- Chain of Custody





2 of 2

FED-EX Tracking #	Bottle Order Control #
Accutest Quote #	Accutest NC Job # : C <b>C17722</b>

Client / Reporting Information		Project Information	
Company Name <b>Iris Env</b>	Project Name <b>Ronic EPA</b>	Address <b>1438 Webster St</b>	Street <b>2081 Bay Rd</b>
City <b>Oakland CA</b>	City <b>East Palo Alto CA</b>	State <b>CA</b>	State <b>CA</b>
Project Contact <b>Chris Alger</b>	Project # <b>07-555 C</b>	Phone # <b>510-894-4747</b>	EMAIL <b>calger@irisenv.com</b>
Samplers Name <b>SM</b>	Client Purchase Order #		

Accutest Sample ID	Sample ID / Field Point / Point of Collection	Date	Time	Sampled by	Matrix	# of bottles	Number of preserved Bottles												Requested Analysis	Matrix Codes	
							GP	NOH	NOB	PSO4	NOVE	NH4O4	MEPH	ENCORE	VOCs (P&D)	Can 17 Metals (EPA/1770)	TPH-digms (2015)	SVOCs (EPA-70)			Pesticides (EPA-81)
-11	B23-1.0	8/31	1015	SM	SO	4													X		WW- Wastewater GW- Ground Water SW- Surface Water SO- Soil OI-OI WP-Wipe LIQ- Non-aqueous Liquid AIR DW- Drinking Water (Perchlorate Only)
-12	B23-4.5		1025			4															
-13	C22-0.6		1040			4															
-14	C22-3.0		1050			4															
-15	C22-6.0		1100			4															
-16	E24-0.5		1120			4															
-17	E24-5.0		1130			4															
-18	E24-8.0		1140			4															
-19	I17-8.0		1210			4															
-20	I17A-8.0		1210			3															

Turnaround Time ( Business days)	Approved By/ Date:	Data Deliverable Information	Comments / Remarks
	<input checked="" type="checkbox"/> Standard TAT _____ <input type="checkbox"/> 3 Day (applicable markup) _____ <input type="checkbox"/> 2 Day (applicable markup) _____ <input type="checkbox"/> 1 Day (applicable markup) _____	<input checked="" type="checkbox"/> Commercial "B" - Results with QC summaries <input type="checkbox"/> REDT1 - Level 3 data package <input type="checkbox"/> FULT1 - Level 4 data package <input type="checkbox"/> EDF for Geotracker <input checked="" type="checkbox"/> EDD Format _____ Provide EDF Global ID: _____ Provide EDF Logcode: _____	Silica gel clean up + unknown product in I17-8.0 & I17A-8.0 <input checked="" type="checkbox"/> run duplicate analysis

Emergency T/A data available VIA Lablink						Sample Custody must be documented below each time samples change possession, including courier delivery.					
Relinquished by Sampler:	Date Time:	Received By:	Date Time:	Relinquished By:	Date Time:	Received By:	Date Time:	Relinquished by:	Date Time:	Received By:	Date Time:
1 <i>[Signature]</i>	8/31/11 1330	<i>[Signature]</i>	8-31-11 15215	2 <i>[Signature]</i>	8-31-11 15215	2 <i>[Signature]</i>	08:31-11 15:58	3		4	
3		4		5		4		5		4	
On Ice <input checked="" type="checkbox"/> N						Number of coolers <u>2</u>		Cooler Temp. <u>4.2-1=4.1</u> <u>5.1-1=5.0</u>			

31  
3

Review Chain of Custody

Chain of Custody is to be complete and legible.

- Are these regulatory (NPDES) samples? GWA- Yes/No
pH requested? Yes/No
Was Client informed that hold time is 15 min? Yes/No
Was ortho-Phosphate filtered within 15 min? Yes/No
Are sample within hold time? Yes/No
Existing Client? Yes/No
Existing Project? Yes/No
Special requirements? Yes/No
Sample IDs / date & time of collection provided? Yes/No
Matrix listed and correct? Yes/No
Analyses listed, we do, or client has authorized a subcontract? Yes/No
Chain is signed and dated by both client and sample custodian? Yes/No
TAT requested available? (Yes) No Approved by PM

Review Coolers:

- Were all Coolers temperatures measured at <= 6°C? Yes/No
If cooler is outside the <= 6°C; note down the affected bottles in that cooler on the left
Are samples on ice? Yes/No
Note that ANG does NOT accept evidentiary samples. (We do not lock refrigerators)

- Shipment Received Method AC
Custody Seals: Present: Yes/No If Yes; Unbroken: Yes/No

Review of Sample Bottles: If you answer no, explain to the side

- Chain matches bottle labels? Yes/No Sample bottle intact? Yes/No
Is there enough sample volume in proper bottle for requested analyses? Yes/No
Proper Preservatives? Yes/No 5036 (MED) DISHD KITS
Check pH on preserved samples except 1664, 625, 8270 and VOAs; make notes on left.
Headspace-VOAs? Greater than 6mm in diameter List sample ID and affected container Yes/No

Table with 3 columns: Client Sample ID, pH Check, Other Comments/Issues. Multiple empty rows for data entry.

Non-Compliance issues and discrepancies on the COC are forwarded to Project Management

\\Accunca.accutest.com\dept\qalsops\sop\_completelist\_2010\current\_active\_sop\_oct\_2010\sc001f1\_0\_form1\_samplecontrol\_samplereceivingchecklist\_2009-01-01.doc

C17722: Chain of Custody

Page 3 of 3

## GC/MS Volatiles

---

### QC Data Summaries

---

Includes the following where applicable:

- Method Blank Summaries
- Blank Spike Summaries
- Matrix Spike and Duplicate Summaries

## Method Blank Summary

**Job Number:** C17722**Account:** IRISECAO Iris Environmental**Project:** Romic Soil Investigation(Romic EPA) - 2081 Bay Road,East Palo Alto,CA

Sample	File ID	DF	Analyzed	By	Prep Date	Prep Batch	Analytical Batch
VL323-MB	L10316.D	1	09/04/11	XB	n/a	n/a	VL323

**The QC reported here applies to the following samples:****Method:** SW846 8260B

C17722-8, C17722-9

CAS No.	Compound	Result	RL	MDL	Units	Q
67-64-1	Acetone	ND	100	20	ug/kg	
71-43-2	Benzene	ND	5.0	1.5	ug/kg	
108-86-1	Bromobenzene	ND	5.0	1.5	ug/kg	
74-97-5	Bromochloromethane	ND	5.0	1.5	ug/kg	
75-27-4	Bromodichloromethane	ND	5.0	1.0	ug/kg	
75-25-2	Bromoform	ND	5.0	1.0	ug/kg	
104-51-8	n-Butylbenzene	ND	5.0	1.5	ug/kg	
135-98-8	sec-Butylbenzene	ND	5.0	1.5	ug/kg	
98-06-6	tert-Butylbenzene	ND	5.0	1.5	ug/kg	
108-90-7	Chlorobenzene	ND	5.0	1.5	ug/kg	
75-00-3	Chloroethane	ND	5.0	1.5	ug/kg	
67-66-3	Chloroform	ND	5.0	1.5	ug/kg	
95-49-8	o-Chlorotoluene	ND	5.0	1.5	ug/kg	
106-43-4	p-Chlorotoluene	ND	5.0	1.5	ug/kg	
56-23-5	Carbon tetrachloride	ND	5.0	1.0	ug/kg	
75-34-3	1,1-Dichloroethane	ND	5.0	1.0	ug/kg	
75-35-4	1,1-Dichloroethylene	ND	5.0	1.5	ug/kg	
563-58-6	1,1-Dichloropropene	ND	5.0	1.5	ug/kg	
96-12-8	1,2-Dibromo-3-chloropropane	ND	5.0	1.0	ug/kg	
106-93-4	1,2-Dibromoethane	ND	5.0	1.0	ug/kg	
107-06-2	1,2-Dichloroethane	ND	5.0	1.5	ug/kg	
78-87-5	1,2-Dichloropropane	ND	5.0	1.5	ug/kg	
142-28-9	1,3-Dichloropropane	ND	5.0	1.5	ug/kg	
108-20-3	Di-Isopropyl ether	ND	5.0	1.5	ug/kg	
594-20-7	2,2-Dichloropropane	ND	5.0	1.5	ug/kg	
124-48-1	Dibromochloromethane	ND	5.0	1.0	ug/kg	
75-71-8	Dichlorodifluoromethane	ND	5.0	1.0	ug/kg	
156-59-2	cis-1,2-Dichloroethylene	ND	5.0	1.5	ug/kg	
10061-01-5	cis-1,3-Dichloropropene	ND	5.0	1.5	ug/kg	
541-73-1	m-Dichlorobenzene	ND	5.0	1.5	ug/kg	
95-50-1	o-Dichlorobenzene	ND	5.0	1.5	ug/kg	
106-46-7	p-Dichlorobenzene	ND	5.0	1.5	ug/kg	
156-60-5	trans-1,2-Dichloroethylene	ND	5.0	1.5	ug/kg	
10061-02-6	trans-1,3-Dichloropropene	ND	5.0	1.5	ug/kg	
100-41-4	Ethylbenzene	ND	5.0	1.5	ug/kg	
637-92-3	Ethyl tert-Butyl Ether	ND	5.0	1.5	ug/kg	

## Method Blank Summary

**Job Number:** C17722  
**Account:** IRISECAO Iris Environmental  
**Project:** Romic Soil Investigation(Romic EPA) - 2081 Bay Road,East Palo Alto,CA

Sample	File ID	DF	Analyzed	By	Prep Date	Prep Batch	Analytical Batch
VL323-MB	L10316.D	1	09/04/11	XB	n/a	n/a	VL323

The QC reported here applies to the following samples:

Method: SW846 8260B

C17722-8, C17722-9

CAS No.	Compound	Result	RL	MDL	Units	Q
591-78-6	2-Hexanone	ND	40	5.0	ug/kg	
87-68-3	Hexachlorobutadiene	ND	5.0	1.0	ug/kg	
98-82-8	Isopropylbenzene	ND	5.0	1.5	ug/kg	
99-87-6	p-Isopropyltoluene	ND	5.0	1.5	ug/kg	
108-10-1	4-Methyl-2-pentanone	ND	40	15	ug/kg	
74-83-9	Methyl bromide	ND	5.0	2.5	ug/kg	
74-87-3	Methyl chloride	ND	5.0	1.5	ug/kg	
74-95-3	Methylene bromide	ND	5.0	2.5	ug/kg	
75-09-2	Methylene chloride	ND	25	16	ug/kg	
78-93-3	Methyl ethyl ketone	ND	40	12	ug/kg	
1634-04-4	Methyl Tert Butyl Ether	ND	5.0	1.0	ug/kg	
91-20-3	Naphthalene	ND	5.0	1.5	ug/kg	
103-65-1	n-Propylbenzene	ND	5.0	1.5	ug/kg	
100-42-5	Styrene	ND	5.0	1.0	ug/kg	
994-05-8	Tert-Amyl Methyl Ether	ND	5.0	1.2	ug/kg	
75-65-0	Tert Butyl Alcohol	ND	40	10	ug/kg	
630-20-6	1,1,1,2-Tetrachloroethane	ND	5.0	1.0	ug/kg	
71-55-6	1,1,1-Trichloroethane	ND	5.0	1.5	ug/kg	
79-34-5	1,1,2,2-Tetrachloroethane	ND	5.0	1.0	ug/kg	
79-00-5	1,1,2-Trichloroethane	ND	5.0	1.0	ug/kg	
87-61-6	1,2,3-Trichlorobenzene	ND	5.0	1.5	ug/kg	
96-18-4	1,2,3-Trichloropropane	ND	5.0	1.5	ug/kg	
120-82-1	1,2,4-Trichlorobenzene	ND	5.0	1.5	ug/kg	
95-63-6	1,2,4-Trimethylbenzene	ND	5.0	1.5	ug/kg	
108-67-8	1,3,5-Trimethylbenzene	ND	5.0	1.5	ug/kg	
127-18-4	Tetrachloroethylene	ND	5.0	3.5	ug/kg	
108-88-3	Toluene	ND	5.0	1.5	ug/kg	
79-01-6	Trichloroethylene	ND	5.0	1.0	ug/kg	
75-69-4	Trichlorofluoromethane	ND	5.0	1.2	ug/kg	
75-01-4	Vinyl chloride	ND	5.0	2.5	ug/kg	
1330-20-7	Xylene (total)	ND	10	4.0	ug/kg	

CAS No.	Surrogate Recoveries	Limits
1868-53-7	Dibromofluoromethane	85% 60-130%

## Method Blank Summary

**Job Number:** C17722

**Account:** IRISECAO Iris Environmental

**Project:** Romic Soil Investigation(Romic EPA) - 2081 Bay Road,East Palo Alto,CA

Sample	File ID	DF	Analyzed	By	Prep Date	Prep Batch	Analytical Batch
VL323-MB	L10316.D	1	09/04/11	XB	n/a	n/a	VL323

The QC reported here applies to the following samples:

Method: SW846 8260B

C17722-8, C17722-9

CAS No.	Surrogate Recoveries	Limits
2037-26-5	Toluene-D8	98% 60-130%
460-00-4	4-Bromofluorobenzene	89% 60-130%

## Method Blank Summary

**Job Number:** C17722

**Account:** IRISECAO Iris Environmental

**Project:** Romic Soil Investigation(Romic EPA) - 2081 Bay Road,East Palo Alto,CA

Sample	File ID	DF	Analyzed	By	Prep Date	Prep Batch	Analytical Batch
VM865-MB	M27265.D	1	09/06/11	XB	n/a	n/a	VM865

The QC reported here applies to the following samples:

Method: SW846 8260B

C17722-1, C17722-2, C17722-7, C17722-11, C17722-12, C17722-16

CAS No.	Compound	Result	RL	MDL	Units	Q
67-64-1	Acetone	ND	100	20	ug/kg	
71-43-2	Benzene	ND	5.0	1.5	ug/kg	
108-86-1	Bromobenzene	ND	5.0	1.5	ug/kg	
74-97-5	Bromochloromethane	ND	5.0	1.5	ug/kg	
75-27-4	Bromodichloromethane	ND	5.0	1.0	ug/kg	
75-25-2	Bromoform	ND	5.0	1.0	ug/kg	
104-51-8	n-Butylbenzene	ND	5.0	1.5	ug/kg	
135-98-8	sec-Butylbenzene	ND	5.0	1.5	ug/kg	
98-06-6	tert-Butylbenzene	ND	5.0	1.5	ug/kg	
108-90-7	Chlorobenzene	ND	5.0	1.5	ug/kg	
75-00-3	Chloroethane	ND	5.0	1.5	ug/kg	
67-66-3	Chloroform	ND	5.0	1.5	ug/kg	
95-49-8	o-Chlorotoluene	ND	5.0	1.5	ug/kg	
106-43-4	p-Chlorotoluene	ND	5.0	1.5	ug/kg	
56-23-5	Carbon tetrachloride	ND	5.0	1.0	ug/kg	
75-34-3	1,1-Dichloroethane	ND	5.0	1.0	ug/kg	
75-35-4	1,1-Dichloroethylene	ND	5.0	1.5	ug/kg	
563-58-6	1,1-Dichloropropene	ND	5.0	1.5	ug/kg	
96-12-8	1,2-Dibromo-3-chloropropane	ND	5.0	1.0	ug/kg	
106-93-4	1,2-Dibromoethane	ND	5.0	1.0	ug/kg	
107-06-2	1,2-Dichloroethane	ND	5.0	1.5	ug/kg	
78-87-5	1,2-Dichloropropane	ND	5.0	1.5	ug/kg	
142-28-9	1,3-Dichloropropane	ND	5.0	1.5	ug/kg	
108-20-3	Di-Isopropyl ether	ND	5.0	1.5	ug/kg	
594-20-7	2,2-Dichloropropane	ND	5.0	1.5	ug/kg	
124-48-1	Dibromochloromethane	ND	5.0	1.0	ug/kg	
75-71-8	Dichlorodifluoromethane	ND	5.0	1.0	ug/kg	
156-59-2	cis-1,2-Dichloroethylene	ND	5.0	1.5	ug/kg	
10061-01-5	cis-1,3-Dichloropropene	ND	5.0	1.5	ug/kg	
541-73-1	m-Dichlorobenzene	ND	5.0	1.5	ug/kg	
95-50-1	o-Dichlorobenzene	ND	5.0	1.5	ug/kg	
106-46-7	p-Dichlorobenzene	ND	5.0	1.5	ug/kg	
156-60-5	trans-1,2-Dichloroethylene	ND	5.0	1.5	ug/kg	
10061-02-6	trans-1,3-Dichloropropene	ND	5.0	1.5	ug/kg	
100-41-4	Ethylbenzene	ND	5.0	1.5	ug/kg	
637-92-3	Ethyl tert-Butyl Ether	ND	5.0	1.5	ug/kg	

## Method Blank Summary

**Job Number:** C17722  
**Account:** IRISECAO Iris Environmental  
**Project:** Romic Soil Investigation(Romic EPA) - 2081 Bay Road,East Palo Alto,CA

Sample	File ID	DF	Analyzed	By	Prep Date	Prep Batch	Analytical Batch
VM865-MB	M27265.D	1	09/06/11	XB	n/a	n/a	VM865

**The QC reported here applies to the following samples:** **Method:** SW846 8260B

C17722-1, C17722-2, C17722-7, C17722-11, C17722-12, C17722-16

CAS No.	Compound	Result	RL	MDL	Units	Q
591-78-6	2-Hexanone	ND	40	5.0	ug/kg	
87-68-3	Hexachlorobutadiene	ND	5.0	1.0	ug/kg	
98-82-8	Isopropylbenzene	ND	5.0	1.5	ug/kg	
99-87-6	p-Isopropyltoluene	ND	5.0	1.5	ug/kg	
108-10-1	4-Methyl-2-pentanone	ND	40	15	ug/kg	
74-83-9	Methyl bromide	ND	5.0	2.5	ug/kg	
74-87-3	Methyl chloride	ND	5.0	1.5	ug/kg	
74-95-3	Methylene bromide	ND	5.0	2.5	ug/kg	
75-09-2	Methylene chloride	ND	25	16	ug/kg	
78-93-3	Methyl ethyl ketone	ND	40	12	ug/kg	
1634-04-4	Methyl Tert Butyl Ether	ND	5.0	1.0	ug/kg	
91-20-3	Naphthalene	ND	5.0	1.5	ug/kg	
103-65-1	n-Propylbenzene	ND	5.0	1.5	ug/kg	
100-42-5	Styrene	ND	5.0	1.0	ug/kg	
994-05-8	Tert-Amyl Methyl Ether	ND	5.0	1.2	ug/kg	
75-65-0	Tert Butyl Alcohol	ND	40	10	ug/kg	
630-20-6	1,1,1,2-Tetrachloroethane	ND	5.0	1.0	ug/kg	
71-55-6	1,1,1-Trichloroethane	ND	5.0	1.5	ug/kg	
79-34-5	1,1,2,2-Tetrachloroethane	ND	5.0	1.0	ug/kg	
79-00-5	1,1,2-Trichloroethane	ND	5.0	1.0	ug/kg	
87-61-6	1,2,3-Trichlorobenzene	ND	5.0	1.5	ug/kg	
96-18-4	1,2,3-Trichloropropane	ND	5.0	1.5	ug/kg	
120-82-1	1,2,4-Trichlorobenzene	ND	5.0	1.5	ug/kg	
95-63-6	1,2,4-Trimethylbenzene	ND	5.0	1.5	ug/kg	
108-67-8	1,3,5-Trimethylbenzene	ND	5.0	1.5	ug/kg	
127-18-4	Tetrachloroethylene	ND	5.0	3.5	ug/kg	
108-88-3	Toluene	ND	5.0	1.5	ug/kg	
79-01-6	Trichloroethylene	ND	5.0	1.0	ug/kg	
75-69-4	Trichlorofluoromethane	ND	5.0	1.2	ug/kg	
75-01-4	Vinyl chloride	ND	5.0	2.5	ug/kg	
1330-20-7	Xylene (total)	ND	10	4.0	ug/kg	

CAS No.	Surrogate Recoveries	Limits
1868-53-7	Dibromofluoromethane	96% 60-130%



## Method Blank Summary

**Job Number:** C17722  
**Account:** IRISECAO Iris Environmental  
**Project:** Romic Soil Investigation(Romic EPA) - 2081 Bay Road,East Palo Alto,CA

Sample	File ID	DF	Analyzed	By	Prep Date	Prep Batch	Analytical Batch
VM865-MB	M27265.D	1	09/06/11	XB	n/a	n/a	VM865

The QC reported here applies to the following samples:

Method: SW846 8260B

C17722-1, C17722-2, C17722-7, C17722-11, C17722-12, C17722-16

CAS No.	Surrogate Recoveries	Limits
2037-26-5	Toluene-D8	98% 60-130%
460-00-4	4-Bromofluorobenzene	98% 60-130%

## Method Blank Summary

**Job Number:** C17722

**Account:** IRISECAO Iris Environmental

**Project:** Romic Soil Investigation(Romic EPA) - 2081 Bay Road,East Palo Alto,CA

Sample	File ID	DF	Analyzed	By	Prep Date	Prep Batch	Analytical Batch
VM865-MB2	M27275.D	1	09/06/11	XB	n/a	n/a	VM865

The QC reported here applies to the following samples:

Method: SW846 8260B

C17722-3, C17722-4, C17722-6, C17722-10, C17722-13, C17722-14, C17722-15, C17722-20

CAS No.	Compound	Result	RL	MDL	Units	Q
67-64-1	Acetone	ND	100	20	ug/kg	
71-43-2	Benzene	ND	5.0	1.5	ug/kg	
108-86-1	Bromobenzene	ND	5.0	1.5	ug/kg	
74-97-5	Bromochloromethane	ND	5.0	1.5	ug/kg	
75-27-4	Bromodichloromethane	ND	5.0	1.0	ug/kg	
75-25-2	Bromoform	ND	5.0	1.0	ug/kg	
104-51-8	n-Butylbenzene	ND	5.0	1.5	ug/kg	
135-98-8	sec-Butylbenzene	ND	5.0	1.5	ug/kg	
98-06-6	tert-Butylbenzene	ND	5.0	1.5	ug/kg	
108-90-7	Chlorobenzene	ND	5.0	1.5	ug/kg	
75-00-3	Chloroethane	ND	5.0	1.5	ug/kg	
67-66-3	Chloroform	ND	5.0	1.5	ug/kg	
95-49-8	o-Chlorotoluene	ND	5.0	1.5	ug/kg	
106-43-4	p-Chlorotoluene	ND	5.0	1.5	ug/kg	
56-23-5	Carbon tetrachloride	ND	5.0	1.0	ug/kg	
75-34-3	1,1-Dichloroethane	ND	5.0	1.0	ug/kg	
75-35-4	1,1-Dichloroethylene	ND	5.0	1.5	ug/kg	
563-58-6	1,1-Dichloropropene	ND	5.0	1.5	ug/kg	
96-12-8	1,2-Dibromo-3-chloropropane	ND	5.0	1.0	ug/kg	
106-93-4	1,2-Dibromoethane	ND	5.0	1.0	ug/kg	
107-06-2	1,2-Dichloroethane	ND	5.0	1.5	ug/kg	
78-87-5	1,2-Dichloropropane	ND	5.0	1.5	ug/kg	
142-28-9	1,3-Dichloropropane	ND	5.0	1.5	ug/kg	
108-20-3	Di-Isopropyl ether	ND	5.0	1.5	ug/kg	
594-20-7	2,2-Dichloropropane	ND	5.0	1.5	ug/kg	
124-48-1	Dibromochloromethane	ND	5.0	1.0	ug/kg	
75-71-8	Dichlorodifluoromethane	ND	5.0	1.0	ug/kg	
156-59-2	cis-1,2-Dichloroethylene	ND	5.0	1.5	ug/kg	
10061-01-5	cis-1,3-Dichloropropene	ND	5.0	1.5	ug/kg	
541-73-1	m-Dichlorobenzene	ND	5.0	1.5	ug/kg	
95-50-1	o-Dichlorobenzene	ND	5.0	1.5	ug/kg	
106-46-7	p-Dichlorobenzene	ND	5.0	1.5	ug/kg	
156-60-5	trans-1,2-Dichloroethylene	ND	5.0	1.5	ug/kg	
10061-02-6	trans-1,3-Dichloropropene	ND	5.0	1.5	ug/kg	
100-41-4	Ethylbenzene	ND	5.0	1.5	ug/kg	
637-92-3	Ethyl tert-Butyl Ether	ND	5.0	1.5	ug/kg	

## Method Blank Summary

**Job Number:** C17722  
**Account:** IRISECAO Iris Environmental  
**Project:** Romic Soil Investigation(Romic EPA) - 2081 Bay Road,East Palo Alto,CA

Sample	File ID	DF	Analyzed	By	Prep Date	Prep Batch	Analytical Batch
VM865-MB2	M27275.D	1	09/06/11	XB	n/a	n/a	VM865

**The QC reported here applies to the following samples:** **Method:** SW846 8260B

C17722-3, C17722-4, C17722-6, C17722-10, C17722-13, C17722-14, C17722-15, C17722-20

CAS No.	Compound	Result	RL	MDL	Units	Q
591-78-6	2-Hexanone	ND	40	5.0	ug/kg	
87-68-3	Hexachlorobutadiene	ND	5.0	1.0	ug/kg	
98-82-8	Isopropylbenzene	ND	5.0	1.5	ug/kg	
99-87-6	p-Isopropyltoluene	ND	5.0	1.5	ug/kg	
108-10-1	4-Methyl-2-pentanone	ND	40	15	ug/kg	
74-83-9	Methyl bromide	ND	5.0	2.5	ug/kg	
74-87-3	Methyl chloride	ND	5.0	1.5	ug/kg	
74-95-3	Methylene bromide	ND	5.0	2.5	ug/kg	
75-09-2	Methylene chloride	ND	25	16	ug/kg	
78-93-3	Methyl ethyl ketone	ND	40	12	ug/kg	
1634-04-4	Methyl Tert Butyl Ether	ND	5.0	1.0	ug/kg	
91-20-3	Naphthalene	ND	5.0	1.5	ug/kg	
103-65-1	n-Propylbenzene	ND	5.0	1.5	ug/kg	
100-42-5	Styrene	ND	5.0	1.0	ug/kg	
994-05-8	Tert-Amyl Methyl Ether	ND	5.0	1.2	ug/kg	
75-65-0	Tert Butyl Alcohol	ND	40	10	ug/kg	
630-20-6	1,1,1,2-Tetrachloroethane	ND	5.0	1.0	ug/kg	
71-55-6	1,1,1-Trichloroethane	ND	5.0	1.5	ug/kg	
79-34-5	1,1,2,2-Tetrachloroethane	ND	5.0	1.0	ug/kg	
79-00-5	1,1,2-Trichloroethane	ND	5.0	1.0	ug/kg	
87-61-6	1,2,3-Trichlorobenzene	ND	5.0	1.5	ug/kg	
96-18-4	1,2,3-Trichloropropane	ND	5.0	1.5	ug/kg	
120-82-1	1,2,4-Trichlorobenzene	ND	5.0	1.5	ug/kg	
95-63-6	1,2,4-Trimethylbenzene	ND	5.0	1.5	ug/kg	
108-67-8	1,3,5-Trimethylbenzene	ND	5.0	1.5	ug/kg	
127-18-4	Tetrachloroethylene	ND	5.0	3.5	ug/kg	
108-88-3	Toluene	ND	5.0	1.5	ug/kg	
79-01-6	Trichloroethylene	ND	5.0	1.0	ug/kg	
75-69-4	Trichlorofluoromethane	ND	5.0	1.2	ug/kg	
75-01-4	Vinyl chloride	ND	5.0	2.5	ug/kg	
1330-20-7	Xylene (total)	ND	10	4.0	ug/kg	

CAS No.	Surrogate Recoveries	Limits
1868-53-7	Dibromofluoromethane	95% 60-130%

4.1.3  
4

## Method Blank Summary

**Job Number:** C17722  
**Account:** IRISECAO Iris Environmental  
**Project:** Romic Soil Investigation(Romic EPA) - 2081 Bay Road,East Palo Alto,CA

Sample	File ID	DF	Analyzed	By	Prep Date	Prep Batch	Analytical Batch
VM865-MB2	M27275.D	1	09/06/11	XB	n/a	n/a	VM865

The QC reported here applies to the following samples:

Method: SW846 8260B

C17722-3, C17722-4, C17722-6, C17722-10, C17722-13, C17722-14, C17722-15, C17722-20

CAS No.	Surrogate Recoveries	Limits
2037-26-5	Toluene-D8	97% 60-130%
460-00-4	4-Bromofluorobenzene	96% 60-130%

## Method Blank Summary

**Job Number:** C17722

**Account:** IRISECAO Iris Environmental

**Project:** Romic Soil Investigation(Romic EPA) - 2081 Bay Road,East Palo Alto,CA

Sample	File ID	DF	Analyzed	By	Prep Date	Prep Batch	Analytical Batch
VM866-MB	M27304.D	1	09/07/11	XB	n/a	n/a	VM866

The QC reported here applies to the following samples:

Method: SW846 8260B

C17722-5, C17722-17, C17722-18, C17722-19

CAS No.	Compound	Result	RL	MDL	Units	Q
67-64-1	Acetone	ND	100	20	ug/kg	
71-43-2	Benzene	ND	5.0	1.5	ug/kg	
108-86-1	Bromobenzene	ND	5.0	1.5	ug/kg	
74-97-5	Bromochloromethane	ND	5.0	1.5	ug/kg	
75-27-4	Bromodichloromethane	ND	5.0	1.0	ug/kg	
75-25-2	Bromoform	ND	5.0	1.0	ug/kg	
104-51-8	n-Butylbenzene	ND	5.0	1.5	ug/kg	
135-98-8	sec-Butylbenzene	ND	5.0	1.5	ug/kg	
98-06-6	tert-Butylbenzene	ND	5.0	1.5	ug/kg	
108-90-7	Chlorobenzene	ND	5.0	1.5	ug/kg	
75-00-3	Chloroethane	ND	5.0	1.5	ug/kg	
67-66-3	Chloroform	ND	5.0	1.5	ug/kg	
95-49-8	o-Chlorotoluene	ND	5.0	1.5	ug/kg	
106-43-4	p-Chlorotoluene	ND	5.0	1.5	ug/kg	
56-23-5	Carbon tetrachloride	ND	5.0	1.0	ug/kg	
75-34-3	1,1-Dichloroethane	ND	5.0	1.0	ug/kg	
75-35-4	1,1-Dichloroethylene	ND	5.0	1.5	ug/kg	
563-58-6	1,1-Dichloropropene	ND	5.0	1.5	ug/kg	
96-12-8	1,2-Dibromo-3-chloropropane	ND	5.0	1.0	ug/kg	
106-93-4	1,2-Dibromoethane	ND	5.0	1.0	ug/kg	
107-06-2	1,2-Dichloroethane	ND	5.0	1.5	ug/kg	
78-87-5	1,2-Dichloropropane	ND	5.0	1.5	ug/kg	
142-28-9	1,3-Dichloropropane	ND	5.0	1.5	ug/kg	
108-20-3	Di-Isopropyl ether	ND	5.0	1.5	ug/kg	
594-20-7	2,2-Dichloropropane	ND	5.0	1.5	ug/kg	
124-48-1	Dibromochloromethane	ND	5.0	1.0	ug/kg	
75-71-8	Dichlorodifluoromethane	ND	5.0	1.0	ug/kg	
156-59-2	cis-1,2-Dichloroethylene	ND	5.0	1.5	ug/kg	
10061-01-5	cis-1,3-Dichloropropene	ND	5.0	1.5	ug/kg	
541-73-1	m-Dichlorobenzene	ND	5.0	1.5	ug/kg	
95-50-1	o-Dichlorobenzene	ND	5.0	1.5	ug/kg	
106-46-7	p-Dichlorobenzene	ND	5.0	1.5	ug/kg	
156-60-5	trans-1,2-Dichloroethylene	ND	5.0	1.5	ug/kg	
10061-02-6	trans-1,3-Dichloropropene	ND	5.0	1.5	ug/kg	
100-41-4	Ethylbenzene	ND	5.0	1.5	ug/kg	
637-92-3	Ethyl tert-Butyl Ether	ND	5.0	1.5	ug/kg	

## Method Blank Summary

**Job Number:** C17722  
**Account:** IRISECAO Iris Environmental  
**Project:** Romic Soil Investigation(Romic EPA) - 2081 Bay Road,East Palo Alto,CA

Sample	File ID	DF	Analyzed	By	Prep Date	Prep Batch	Analytical Batch
VM866-MB	M27304.D	1	09/07/11	XB	n/a	n/a	VM866

**The QC reported here applies to the following samples:** **Method:** SW846 8260B

C17722-5, C17722-17, C17722-18, C17722-19

CAS No.	Compound	Result	RL	MDL	Units	Q
591-78-6	2-Hexanone	ND	40	5.0	ug/kg	
87-68-3	Hexachlorobutadiene	ND	5.0	1.0	ug/kg	
98-82-8	Isopropylbenzene	ND	5.0	1.5	ug/kg	
99-87-6	p-Isopropyltoluene	ND	5.0	1.5	ug/kg	
108-10-1	4-Methyl-2-pentanone	ND	40	15	ug/kg	
74-83-9	Methyl bromide	ND	5.0	2.5	ug/kg	
74-87-3	Methyl chloride	ND	5.0	1.5	ug/kg	
74-95-3	Methylene bromide	ND	5.0	2.5	ug/kg	
75-09-2	Methylene chloride	ND	25	16	ug/kg	
78-93-3	Methyl ethyl ketone	ND	40	12	ug/kg	
1634-04-4	Methyl Tert Butyl Ether	ND	5.0	1.0	ug/kg	
91-20-3	Naphthalene	ND	5.0	1.5	ug/kg	
103-65-1	n-Propylbenzene	ND	5.0	1.5	ug/kg	
100-42-5	Styrene	ND	5.0	1.0	ug/kg	
994-05-8	Tert-Amyl Methyl Ether	ND	5.0	1.2	ug/kg	
75-65-0	Tert Butyl Alcohol	ND	40	10	ug/kg	
630-20-6	1,1,1,2-Tetrachloroethane	ND	5.0	1.0	ug/kg	
71-55-6	1,1,1-Trichloroethane	ND	5.0	1.5	ug/kg	
79-34-5	1,1,2,2-Tetrachloroethane	ND	5.0	1.0	ug/kg	
79-00-5	1,1,2-Trichloroethane	ND	5.0	1.0	ug/kg	
87-61-6	1,2,3-Trichlorobenzene	ND	5.0	1.5	ug/kg	
96-18-4	1,2,3-Trichloropropane	ND	5.0	1.5	ug/kg	
120-82-1	1,2,4-Trichlorobenzene	ND	5.0	1.5	ug/kg	
95-63-6	1,2,4-Trimethylbenzene	ND	5.0	1.5	ug/kg	
108-67-8	1,3,5-Trimethylbenzene	ND	5.0	1.5	ug/kg	
127-18-4	Tetrachloroethylene	ND	5.0	3.5	ug/kg	
108-88-3	Toluene	ND	5.0	1.5	ug/kg	
79-01-6	Trichloroethylene	ND	5.0	1.0	ug/kg	
75-69-4	Trichlorofluoromethane	ND	5.0	1.2	ug/kg	
75-01-4	Vinyl chloride	ND	5.0	2.5	ug/kg	
1330-20-7	Xylene (total)	ND	10	4.0	ug/kg	

CAS No.	Surrogate Recoveries	Limits
1868-53-7	Dibromofluoromethane	93% 60-130%

## Method Blank Summary

**Job Number:** C17722  
**Account:** IRISECAO Iris Environmental  
**Project:** Romic Soil Investigation(Romic EPA) - 2081 Bay Road,East Palo Alto,CA

Sample	File ID	DF	Analyzed	By	Prep Date	Prep Batch	Analytical Batch
VM866-MB	M27304.D	1	09/07/11	XB	n/a	n/a	VM866

The QC reported here applies to the following samples:

Method: SW846 8260B

C17722-5, C17722-17, C17722-18, C17722-19

CAS No.	Surrogate Recoveries	Limits
2037-26-5	Toluene-D8	101% 60-130%
460-00-4	4-Bromofluorobenzene	101% 60-130%

## Method Blank Summary

**Job Number:** C17722**Account:** IRISECAO Iris Environmental**Project:** Romic Soil Investigation(Romic EPA) - 2081 Bay Road,East Palo Alto,CA

Sample	File ID	DF	Analyzed	By	Prep Date	Prep Batch	Analytical Batch
VM866-MB2	M27315.D	1	09/07/11	XB	n/a	n/a	VM866

**The QC reported here applies to the following samples:****Method:** SW846 8260B

C17744-7MS, C17744-7MSD

CAS No.	Compound	Result	RL	MDL	Units	Q
67-64-1	Acetone	ND	100	20	ug/kg	
71-43-2	Benzene	ND	5.0	1.5	ug/kg	
108-86-1	Bromobenzene	ND	5.0	1.5	ug/kg	
74-97-5	Bromochloromethane	ND	5.0	1.5	ug/kg	
75-27-4	Bromodichloromethane	ND	5.0	1.0	ug/kg	
75-25-2	Bromoform	ND	5.0	1.0	ug/kg	
104-51-8	n-Butylbenzene	ND	5.0	1.5	ug/kg	
135-98-8	sec-Butylbenzene	ND	5.0	1.5	ug/kg	
98-06-6	tert-Butylbenzene	ND	5.0	1.5	ug/kg	
108-90-7	Chlorobenzene	ND	5.0	1.5	ug/kg	
75-00-3	Chloroethane	ND	5.0	1.5	ug/kg	
67-66-3	Chloroform	ND	5.0	1.5	ug/kg	
95-49-8	o-Chlorotoluene	ND	5.0	1.5	ug/kg	
106-43-4	p-Chlorotoluene	ND	5.0	1.5	ug/kg	
56-23-5	Carbon tetrachloride	ND	5.0	1.0	ug/kg	
75-34-3	1,1-Dichloroethane	ND	5.0	1.0	ug/kg	
75-35-4	1,1-Dichloroethylene	ND	5.0	1.5	ug/kg	
563-58-6	1,1-Dichloropropene	ND	5.0	1.5	ug/kg	
96-12-8	1,2-Dibromo-3-chloropropane	ND	5.0	1.0	ug/kg	
106-93-4	1,2-Dibromoethane	ND	5.0	1.0	ug/kg	
107-06-2	1,2-Dichloroethane	ND	5.0	1.5	ug/kg	
78-87-5	1,2-Dichloropropane	ND	5.0	1.5	ug/kg	
142-28-9	1,3-Dichloropropane	ND	5.0	1.5	ug/kg	
108-20-3	Di-Isopropyl ether	ND	5.0	1.5	ug/kg	
594-20-7	2,2-Dichloropropane	ND	5.0	1.5	ug/kg	
124-48-1	Dibromochloromethane	ND	5.0	1.0	ug/kg	
75-71-8	Dichlorodifluoromethane	ND	5.0	1.0	ug/kg	
156-59-2	cis-1,2-Dichloroethylene	ND	5.0	1.5	ug/kg	
10061-01-5	cis-1,3-Dichloropropene	ND	5.0	1.5	ug/kg	
541-73-1	m-Dichlorobenzene	ND	5.0	1.5	ug/kg	
95-50-1	o-Dichlorobenzene	ND	5.0	1.5	ug/kg	
106-46-7	p-Dichlorobenzene	ND	5.0	1.5	ug/kg	
156-60-5	trans-1,2-Dichloroethylene	ND	5.0	1.5	ug/kg	
10061-02-6	trans-1,3-Dichloropropene	ND	5.0	1.5	ug/kg	
100-41-4	Ethylbenzene	ND	5.0	1.5	ug/kg	
637-92-3	Ethyl tert-Butyl Ether	ND	5.0	1.5	ug/kg	



## Method Blank Summary

**Job Number:** C17722  
**Account:** IRISECAO Iris Environmental  
**Project:** Romic Soil Investigation(Romic EPA) - 2081 Bay Road,East Palo Alto,CA

Sample	File ID	DF	Analyzed	By	Prep Date	Prep Batch	Analytical Batch
VM866-MB2	M27315.D	1	09/07/11	XB	n/a	n/a	VM866

The QC reported here applies to the following samples:

Method: SW846 8260B

C17744-7MS, C17744-7MSD

CAS No.	Compound	Result	RL	MDL	Units	Q
591-78-6	2-Hexanone	ND	40	5.0	ug/kg	
87-68-3	Hexachlorobutadiene	ND	5.0	1.0	ug/kg	
98-82-8	Isopropylbenzene	ND	5.0	1.5	ug/kg	
99-87-6	p-Isopropyltoluene	ND	5.0	1.5	ug/kg	
108-10-1	4-Methyl-2-pentanone	ND	40	15	ug/kg	
74-83-9	Methyl bromide	ND	5.0	2.5	ug/kg	
74-87-3	Methyl chloride	ND	5.0	1.5	ug/kg	
74-95-3	Methylene bromide	ND	5.0	2.5	ug/kg	
75-09-2	Methylene chloride	ND	25	16	ug/kg	
78-93-3	Methyl ethyl ketone	ND	40	12	ug/kg	
1634-04-4	Methyl Tert Butyl Ether	ND	5.0	1.0	ug/kg	
91-20-3	Naphthalene	ND	5.0	1.5	ug/kg	
103-65-1	n-Propylbenzene	ND	5.0	1.5	ug/kg	
100-42-5	Styrene	ND	5.0	1.0	ug/kg	
994-05-8	Tert-Amyl Methyl Ether	ND	5.0	1.2	ug/kg	
75-65-0	Tert Butyl Alcohol	ND	40	10	ug/kg	
630-20-6	1,1,1,2-Tetrachloroethane	ND	5.0	1.0	ug/kg	
71-55-6	1,1,1-Trichloroethane	ND	5.0	1.5	ug/kg	
79-34-5	1,1,2,2-Tetrachloroethane	ND	5.0	1.0	ug/kg	
79-00-5	1,1,2-Trichloroethane	ND	5.0	1.0	ug/kg	
87-61-6	1,2,3-Trichlorobenzene	ND	5.0	1.5	ug/kg	
96-18-4	1,2,3-Trichloropropane	ND	5.0	1.5	ug/kg	
120-82-1	1,2,4-Trichlorobenzene	ND	5.0	1.5	ug/kg	
95-63-6	1,2,4-Trimethylbenzene	ND	5.0	1.5	ug/kg	
108-67-8	1,3,5-Trimethylbenzene	ND	5.0	1.5	ug/kg	
127-18-4	Tetrachloroethylene	ND	5.0	3.5	ug/kg	
108-88-3	Toluene	ND	5.0	1.5	ug/kg	
79-01-6	Trichloroethylene	ND	5.0	1.0	ug/kg	
75-69-4	Trichlorofluoromethane	ND	5.0	1.2	ug/kg	
75-01-4	Vinyl chloride	ND	5.0	2.5	ug/kg	
1330-20-7	Xylene (total)	ND	10	4.0	ug/kg	

CAS No.	Surrogate Recoveries	Limits
1868-53-7	Dibromofluoromethane	94% 60-130%

## Method Blank Summary

**Job Number:** C17722  
**Account:** IRISECAO Iris Environmental  
**Project:** Romic Soil Investigation(Romic EPA) - 2081 Bay Road,East Palo Alto,CA

Sample	File ID	DF	Analyzed	By	Prep Date	Prep Batch	Analytical Batch
VM866-MB2	M27315.D	1	09/07/11	XB	n/a	n/a	VM866

The QC reported here applies to the following samples:

Method: SW846 8260B

C17744-7MS, C17744-7MSD

CAS No.	Surrogate Recoveries	Limits
2037-26-5	Toluene-D8	98% 60-130%
460-00-4	4-Bromofluorobenzene	101% 60-130%

# Blank Spike Summary

**Job Number:** C17722  
**Account:** IRISECAO Iris Environmental  
**Project:** Romic Soil Investigation(Romic EPA) - 2081 Bay Road,East Palo Alto,CA

Sample	File ID	DF	Analyzed	By	Prep Date	Prep Batch	Analytical Batch
VL323-BS1	L10319.D	1	09/04/11	XB	n/a	n/a	VL323

The QC reported here applies to the following samples:

Method: SW846 8260B

C17722-8, C17722-9

CAS No.	Compound	Spike ug/kg	BSP ug/kg	BSP %	Limits
---------	----------	----------------	--------------	----------	--------

CAS No.	Surrogate Recoveries	BSP	Limits
1868-53-7	Dibromofluoromethane	84%	60-130%
2037-26-5	Toluene-D8	99%	60-130%
460-00-4	4-Bromofluorobenzene	89%	60-130%

4.2.1  
4

# Blank Spike Summary

**Job Number:** C17722  
**Account:** IRISECAO Iris Environmental  
**Project:** Romic Soil Investigation(Romic EPA) - 2081 Bay Road,East Palo Alto,CA

Sample	File ID	DF	Analyzed	By	Prep Date	Prep Batch	Analytical Batch
VM865-BS1	M27264.D	1	09/06/11	XB	n/a	n/a	VM865

The QC reported here applies to the following samples: **Method:** SW846 8260B

C17722-1, C17722-2, C17722-3, C17722-4, C17722-6, C17722-7, C17722-10, C17722-11, C17722-12, C17722-13, C17722-14, C17722-15, C17722-16, C17722-20

CAS No.	Compound	Spike ug/kg	BSP ug/kg	BSP %	Limits
---------	----------	----------------	--------------	----------	--------

CAS No.	Surrogate Recoveries	BSP	Limits
1868-53-7	Dibromofluoromethane	94%	60-130%
2037-26-5	Toluene-D8	98%	60-130%
460-00-4	4-Bromofluorobenzene	99%	60-130%

4.2.2  
4

# Blank Spike/Blank Spike Duplicate Summary

**Job Number:** C17722

**Account:** IRISECAO Iris Environmental

**Project:** Romic Soil Investigation(Romic EPA) - 2081 Bay Road,East Palo Alto,CA

Sample	File ID	DF	Analyzed	By	Prep Date	Prep Batch	Analytical Batch
VL323-BS	L10317.D	1	09/04/11	XB	n/a	n/a	VL323
VL323-BSD	L10318.D	1	09/04/11	XB	n/a	n/a	VL323

The QC reported here applies to the following samples:

Method: SW846 8260B

C17722-8, C17722-9

CAS No.	Compound	Spike ug/kg	BSP ug/kg	BSP %	BSD ug/kg	BSD %	RPD	Limits Rec/RPD
67-64-1	Acetone	160	131	82	132	83	1	60-130/30
71-43-2	Benzene	40	40.9	102	40.6	102	1	60-130/30
108-86-1	Bromobenzene	40	44.6	112	44.9	112	1	60-130/30
74-97-5	Bromochloromethane	40	39.8	100	38.6	97	3	60-130/30
75-27-4	Bromodichloromethane	40	40.7	102	40.3	101	1	60-130/30
75-25-2	Bromoform	40	45.1	113	43.9	110	3	60-130/30
104-51-8	n-Butylbenzene	40	41.2	103	41.4	104	0	60-130/30
135-98-8	sec-Butylbenzene	40	42.3	106	42.6	107	1	60-130/30
98-06-6	tert-Butylbenzene	40	43.2	108	43.8	110	1	60-130/30
108-90-7	Chlorobenzene	40	43.3	108	43.2	108	0	60-130/30
75-00-3	Chloroethane	40	37.9	95	37.7	94	1	60-130/30
67-66-3	Chloroform	40	37.9	95	37.0	93	2	60-130/30
95-49-8	o-Chlorotoluene	40	44.8	112	41.7	104	7	60-130/30
106-43-4	p-Chlorotoluene	40	41.5	104	41.4	104	0	60-130/30
56-23-5	Carbon tetrachloride	40	41.2	103	40.8	102	1	60-130/30
75-34-3	1,1-Dichloroethane	40	36.9	92	36.1	90	2	60-130/30
75-35-4	1,1-Dichloroethylene	40	38.4	96	37.3	93	3	60-130/30
563-58-6	1,1-Dichloropropene	40	40.7	102	40.4	101	1	60-130/30
96-12-8	1,2-Dibromo-3-chloropropane	40	39.3	98	38.1	95	3	60-130/30
106-93-4	1,2-Dibromoethane	40	41.6	104	41.0	103	1	60-130/30
107-06-2	1,2-Dichloroethane	40	38.7	97	37.9	95	2	60-130/30
78-87-5	1,2-Dichloropropane	40	39.5	99	39.2	98	1	60-130/30
142-28-9	1,3-Dichloropropane	40	40.7	102	39.9	100	2	60-130/30
108-20-3	Di-Isopropyl ether	40	35.6	89	34.6	87	3	60-130/30
594-20-7	2,2-Dichloropropane	40	36.1	90	35.4	89	2	60-130/30
124-48-1	Dibromochloromethane	40	43.6	109	43.1	108	1	60-130/30
75-71-8	Dichlorodifluoromethane	40	34.2	86	33.8	85	1	60-130/30
156-59-2	cis-1,2-Dichloroethylene	40	38.0	95	37.2	93	2	60-130/30
10061-01-5	cis-1,3-Dichloropropene	40	40.7	102	39.9	100	2	60-130/30
541-73-1	m-Dichlorobenzene	40	43.9	110	44.3	111	1	60-130/30
95-50-1	o-Dichlorobenzene	40	43.4	109	43.2	108	0	60-130/30
106-46-7	p-Dichlorobenzene	40	43.7	109	43.8	110	0	60-130/30
156-60-5	trans-1,2-Dichloroethylene	40	37.9	95	37.7	94	1	60-130/30
10061-02-6	trans-1,3-Dichloropropene	40	40.9	102	40.5	101	1	60-130/30
100-41-4	Ethylbenzene	40	42.4	106	42.5	106	0	60-130/30
637-92-3	Ethyl tert-Butyl Ether	40	35.6	89	34.8	87	2	60-130/30

# Blank Spike/Blank Spike Duplicate Summary

**Job Number:** C17722

**Account:** IRISECAO Iris Environmental

**Project:** Romic Soil Investigation(Romic EPA) - 2081 Bay Road,East Palo Alto,CA

Sample	File ID	DF	Analyzed	By	Prep Date	Prep Batch	Analytical Batch
VL323-BS	L10317.D	1	09/04/11	XB	n/a	n/a	VL323
VL323-BSD	L10318.D	1	09/04/11	XB	n/a	n/a	VL323

The QC reported here applies to the following samples:

Method: SW846 8260B

C17722-8, C17722-9

CAS No.	Compound	Spike ug/kg	BSP ug/kg	BSP %	BSD ug/kg	BSD %	RPD	Limits Rec/RPD
591-78-6	2-Hexanone	160	152	95	149	93	2	60-130/30
87-68-3	Hexachlorobutadiene	40	46.4	116	46.5	116	0	60-130/30
98-82-8	Isopropylbenzene	40	43.0	108	42.8	107	0	60-130/30
99-87-6	p-Isopropyltoluene	40	42.9	107	42.9	107	0	60-130/30
108-10-1	4-Methyl-2-pentanone	160	161	101	157	98	3	60-130/30
74-83-9	Methyl bromide	40	39.3	98	38.9	97	1	60-130/30
74-87-3	Methyl chloride	40	35.8	90	36.6	92	2	60-130/30
74-95-3	Methylene bromide	40	40.3	101	39.4	99	2	60-130/30
75-09-2	Methylene chloride	40	35.7	89	34.9	87	2	60-130/30
78-93-3	Methyl ethyl ketone	160	140	88	136	85	3	60-130/30
1634-04-4	Methyl Tert Butyl Ether	40	35.7	89	34.8	87	3	60-130/30
91-20-3	Naphthalene	40	41.2	103	41.1	103	0	60-130/30
103-65-1	n-Propylbenzene	40	41.7	104	42.1	105	1	60-130/30
100-42-5	Styrene	40	43.9	110	43.7	109	0	60-130/30
994-05-8	Tert-Amyl Methyl Ether	40	35.8	90	34.8	87	3	60-130/30
75-65-0	Tert Butyl Alcohol	200	176	88	168	84	5	60-130/30
630-20-6	1,1,1,2-Tetrachloroethane	40	43.9	110	43.8	110	0	60-130/30
71-55-6	1,1,1-Trichloroethane	40	37.8	95	36.8	92	3	60-130/30
79-34-5	1,1,2,2-Tetrachloroethane	40	39.8	100	39.4	99	1	60-130/30
79-00-5	1,1,2-Trichloroethane	40	40.6	102	40.0	100	1	60-130/30
87-61-6	1,2,3-Trichlorobenzene	40	43.6	109	43.4	109	0	60-130/30
96-18-4	1,2,3-Trichloropropane	40	40.3	101	38.7	97	4	60-130/30
120-82-1	1,2,4-Trichlorobenzene	40	44.1	110	43.9	110	0	60-130/30
95-63-6	1,2,4-Trimethylbenzene	40	42.1	105	42.7	107	1	60-130/30
108-67-8	1,3,5-Trimethylbenzene	40	42.2	106	42.7	107	1	60-130/30
127-18-4	Tetrachloroethylene	40	46.9	117	50.6	127	8	60-130/30
108-88-3	Toluene	40	42.7	107	42.9	107	0	60-130/30
79-01-6	Trichloroethylene	40	41.0	103	41.1	103	0	60-130/30
75-69-4	Trichlorofluoromethane	40	38.4	96	37.9	95	1	60-130/30
75-01-4	Vinyl chloride	40	36.7	92	36.3	91	1	60-130/30
1330-20-7	Xylene (total)	120	129	108	129	108	0	60-130/30

CAS No.	Surrogate Recoveries	BSP	BSD	Limits
1868-53-7	Dibromofluoromethane	89%	86%	60-130%

# Blank Spike/Blank Spike Duplicate Summary

**Job Number:** C17722  
**Account:** IRISECAO Iris Environmental  
**Project:** Romic Soil Investigation(Romic EPA) - 2081 Bay Road,East Palo Alto,CA

Sample	File ID	DF	Analyzed	By	Prep Date	Prep Batch	Analytical Batch
VL323-BS	L10317.D	1	09/04/11	XB	n/a	n/a	VL323
VL323-BSD	L10318.D	1	09/04/11	XB	n/a	n/a	VL323

The QC reported here applies to the following samples:

Method: SW846 8260B

C17722-8, C17722-9

CAS No.	Surrogate Recoveries	BSP	BSD	Limits
2037-26-5	Toluene-D8	98%	97%	60-130%
460-00-4	4-Bromofluorobenzene	92%	91%	60-130%

4.3.1  
4

# Blank Spike/Blank Spike Duplicate Summary

**Job Number:** C17722

**Account:** IRISECAO Iris Environmental

**Project:** Romic Soil Investigation(Romic EPA) - 2081 Bay Road,East Palo Alto,CA

Sample	File ID	DF	Analyzed	By	Prep Date	Prep Batch	Analytical Batch
VM865-BS	M27262.D	1	09/06/11	XB	n/a	n/a	VM865
VM865-BSD	M27263.D	1	09/06/11	XB	n/a	n/a	VM865

The QC reported here applies to the following samples:

Method: SW846 8260B

C17722-1, C17722-2, C17722-3, C17722-4, C17722-6, C17722-7, C17722-10, C17722-11, C17722-12, C17722-13, C17722-14, C17722-15, C17722-16, C17722-20

CAS No.	Compound	Spike ug/kg	BSP ug/kg	BSP %	BSD ug/kg	BSD %	RPD	Limits Rec/RPD
67-64-1	Acetone	160	161	101	170	106	5	60-130/30
71-43-2	Benzene	40	43.7	109	43.2	108	1	60-130/30
108-86-1	Bromobenzene	40	41.5	104	41.8	105	1	60-130/30
74-97-5	Bromochloromethane	40	43.2	108	45.0	113	4	60-130/30
75-27-4	Bromodichloromethane	40	43.3	108	42.7	107	1	60-130/30
75-25-2	Bromoform	40	40.1	100	40.5	101	1	60-130/30
104-51-8	n-Butylbenzene	40	41.8	105	42.0	105	0	60-130/30
135-98-8	sec-Butylbenzene	40	41.5	104	42.6	107	3	60-130/30
98-06-6	tert-Butylbenzene	40	42.5	106	42.6	107	0	60-130/30
108-90-7	Chlorobenzene	40	40.8	102	41.2	103	1	60-130/30
75-00-3	Chloroethane	40	42.6	107	45.2	113	6	60-130/30
67-66-3	Chloroform	40	42.5	106	43.4	109	2	60-130/30
95-49-8	o-Chlorotoluene	40	42.2	106	41.4	104	2	60-130/30
106-43-4	p-Chlorotoluene	40	40.5	101	42.5	106	5	60-130/30
56-23-5	Carbon tetrachloride	40	43.1	108	42.9	107	0	60-130/30
75-34-3	1,1-Dichloroethane	40	41.8	105	43.4	109	4	60-130/30
75-35-4	1,1-Dichloroethylene	40	44.7	112	45.4	114	2	60-130/30
563-58-6	1,1-Dichloropropene	40	43.9	110	43.2	108	2	60-130/30
96-12-8	1,2-Dibromo-3-chloropropane	40	40.9	102	42.3	106	3	60-130/30
106-93-4	1,2-Dibromoethane	40	39.7	99	40.6	102	2	60-130/30
107-06-2	1,2-Dichloroethane	40	41.4	104	40.9	102	1	60-130/30
78-87-5	1,2-Dichloropropane	40	42.4	106	41.6	104	2	60-130/30
142-28-9	1,3-Dichloropropane	40	39.2	98	40.2	101	3	60-130/30
108-20-3	Di-Isopropyl ether	40	43.6	109	45.1	113	3	60-130/30
594-20-7	2,2-Dichloropropane	40	42.8	107	44.6	112	4	60-130/30
124-48-1	Dibromochloromethane	40	40.2	101	40.8	102	1	60-130/30
75-71-8	Dichlorodifluoromethane	40	34.9	87	36.6	92	5	60-130/30
156-59-2	cis-1,2-Dichloroethylene	40	43.4	109	44.2	111	2	60-130/30
10061-01-5	cis-1,3-Dichloropropene	40	43.8	110	43.3	108	1	60-130/30
541-73-1	m-Dichlorobenzene	40	41.5	104	41.5	104	0	60-130/30
95-50-1	o-Dichlorobenzene	40	41.7	104	42.0	105	1	60-130/30
106-46-7	p-Dichlorobenzene	40	41.3	103	42.3	106	2	60-130/30
156-60-5	trans-1,2-Dichloroethylene	40	43.4	109	44.7	112	3	60-130/30
10061-02-6	trans-1,3-Dichloropropene	40	39.3	98	40.8	102	4	60-130/30
100-41-4	Ethylbenzene	40	40.7	102	41.5	104	2	60-130/30
637-92-3	Ethyl tert-Butyl Ether	40	42.0	105	43.3	108	3	60-130/30

4.3.2  
4



# Blank Spike/Blank Spike Duplicate Summary

**Job Number:** C17722

**Account:** IRISECAO Iris Environmental

**Project:** Romic Soil Investigation(Romic EPA) - 2081 Bay Road,East Palo Alto,CA

Sample	File ID	DF	Analyzed	By	Prep Date	Prep Batch	Analytical Batch
VM865-BS	M27262.D	1	09/06/11	XB	n/a	n/a	VM865
VM865-BSD	M27263.D	1	09/06/11	XB	n/a	n/a	VM865

The QC reported here applies to the following samples:

Method: SW846 8260B

C17722-1, C17722-2, C17722-3, C17722-4, C17722-6, C17722-7, C17722-10, C17722-11, C17722-12, C17722-13, C17722-14, C17722-15, C17722-16, C17722-20

CAS No.	Compound	Spike ug/kg	BSP ug/kg	BSP %	BSD ug/kg	BSD %	RPD	Limits Rec/RPD
591-78-6	2-Hexanone	160	144	90	150	94	4	60-130/30
87-68-3	Hexachlorobutadiene	40	44.2	111	44.5	111	1	60-130/30
98-82-8	Isopropylbenzene	40	40.8	102	41.7	104	2	60-130/30
99-87-6	p-Isopropyltoluene	40	41.9	105	42.8	107	2	60-130/30
108-10-1	4-Methyl-2-pentanone	160	159	99	159	99	0	60-130/30
74-83-9	Methyl bromide	40	43.4	109	44.7	112	3	60-130/30
74-87-3	Methyl chloride	40	35.3	88	36.4	91	3	60-130/30
74-95-3	Methylene bromide	40	41.7	104	41.2	103	1	60-130/30
75-09-2	Methylene chloride	40	39.1	98	40.0	100	2	60-130/30
78-93-3	Methyl ethyl ketone	160	164	103	170	106	4	60-130/30
1634-04-4	Methyl Tert Butyl Ether	40	42.5	106	44.0	110	3	60-130/30
91-20-3	Naphthalene	40	43.5	109	44.2	111	2	60-130/30
103-65-1	n-Propylbenzene	40	41.9	105	42.7	107	2	60-130/30
100-42-5	Styrene	40	40.5	101	41.6	104	3	60-130/30
994-05-8	Tert-Amyl Methyl Ether	40	41.9	105	43.6	109	4	60-130/30
75-65-0	Tert Butyl Alcohol	200	212	106	215	108	1	60-130/30
630-20-6	1,1,1,2-Tetrachloroethane	40	40.6	102	41.5	104	2	60-130/30
71-55-6	1,1,1-Trichloroethane	40	43.4	109	44.8	112	3	60-130/30
79-34-5	1,1,2,2-Tetrachloroethane	40	39.8	100	39.9	100	0	60-130/30
79-00-5	1,1,2-Trichloroethane	40	38.6	97	38.8	97	1	60-130/30
87-61-6	1,2,3-Trichlorobenzene	40	43.0	108	43.4	109	1	60-130/30
96-18-4	1,2,3-Trichloropropane	40	38.5	96	39.7	99	3	60-130/30
120-82-1	1,2,4-Trichlorobenzene	40	44.0	110	44.4	111	1	60-130/30
95-63-6	1,2,4-Trimethylbenzene	40	41.4	104	42.0	105	1	60-130/30
108-67-8	1,3,5-Trimethylbenzene	40	42.1	105	42.7	107	1	60-130/30
127-18-4	Tetrachloroethylene	40	44.3	111	46.8	117	5	60-130/30
108-88-3	Toluene	40	40.3	101	41.1	103	2	60-130/30
79-01-6	Trichloroethylene	40	45.6	114	45.1	113	1	60-130/30
75-69-4	Trichlorofluoromethane	40	42.7	107	44.0	110	3	60-130/30
75-01-4	Vinyl chloride	40	37.9	95	40.1	100	6	60-130/30
1330-20-7	Xylene (total)	120	121	101	124	103	2	60-130/30

CAS No.	Surrogate Recoveries	BSP	BSD	Limits
1868-53-7	Dibromofluoromethane	94%	96%	60-130%

# Blank Spike/Blank Spike Duplicate Summary

**Job Number:** C17722  
**Account:** IRISECAO Iris Environmental  
**Project:** Romic Soil Investigation(Romic EPA) - 2081 Bay Road,East Palo Alto,CA

Sample	File ID	DF	Analyzed	By	Prep Date	Prep Batch	Analytical Batch
VM865-BS	M27262.D	1	09/06/11	XB	n/a	n/a	VM865
VM865-BSD	M27263.D	1	09/06/11	XB	n/a	n/a	VM865

The QC reported here applies to the following samples:

Method: SW846 8260B

C17722-1, C17722-2, C17722-3, C17722-4, C17722-6, C17722-7, C17722-10, C17722-11, C17722-12, C17722-13, C17722-14, C17722-15, C17722-16, C17722-20

CAS No.	Surrogate Recoveries	BSP	BSD	Limits
2037-26-5	Toluene-D8	91%	92%	60-130%
460-00-4	4-Bromofluorobenzene	95%	94%	60-130%

# Blank Spike/Blank Spike Duplicate Summary

**Job Number:** C17722

**Account:** IRISECAO Iris Environmental

**Project:** Romic Soil Investigation(Romic EPA) - 2081 Bay Road,East Palo Alto,CA

Sample	File ID	DF	Analyzed	By	Prep Date	Prep Batch	Analytical Batch
VM866-BS	M27302.D	1	09/07/11	XB	n/a	n/a	VM866
VM866-BSD	M27303.D	1	09/07/11	XB	n/a	n/a	VM866

The QC reported here applies to the following samples:

Method: SW846 8260B

C17722-5, C17722-17, C17722-18, C17722-19

CAS No.	Compound	Spike ug/kg	BSP ug/kg	BSP %	BSD ug/kg	BSD %	RPD	Limits Rec/RPD
67-64-1	Acetone	160	185	116	161	101	14	60-130/30
71-43-2	Benzene	40	42.7	107	41.6	104	3	60-130/30
108-86-1	Bromobenzene	40	39.5	99	39.1	98	1	60-130/30
74-97-5	Bromochloromethane	40	44.1	110	43.0	108	3	60-130/30
75-27-4	Bromodichloromethane	40	43.4	109	41.6	104	4	60-130/30
75-25-2	Bromoform	40	41.1	103	37.6	94	9	60-130/30
104-51-8	n-Butylbenzene	40	40.5	101	40.2	101	1	60-130/30
135-98-8	sec-Butylbenzene	40	40.4	101	40.2	101	0	60-130/30
98-06-6	tert-Butylbenzene	40	41.0	103	40.2	101	2	60-130/30
108-90-7	Chlorobenzene	40	40.5	101	39.2	98	3	60-130/30
75-00-3	Chloroethane	40	45.5	114	44.8	112	2	60-130/30
67-66-3	Chloroform	40	44.9	112	42.3	106	6	60-130/30
95-49-8	o-Chlorotoluene	40	39.9	100	38.9	97	3	60-130/30
106-43-4	p-Chlorotoluene	40	40.3	101	40.7	102	1	60-130/30
56-23-5	Carbon tetrachloride	40	42.5	106	41.0	103	4	60-130/30
75-34-3	1,1-Dichloroethane	40	44.1	110	42.0	105	5	60-130/30
75-35-4	1,1-Dichloroethylene	40	46.1	115	43.1	108	7	60-130/30
563-58-6	1,1-Dichloropropene	40	43.4	109	42.4	106	2	60-130/30
96-12-8	1,2-Dibromo-3-chloropropane	40	44.7	112	40.4	101	10	60-130/30
106-93-4	1,2-Dibromoethane	40	40.9	102	38.2	96	7	60-130/30
107-06-2	1,2-Dichloroethane	40	43.1	108	40.8	102	5	60-130/30
78-87-5	1,2-Dichloropropane	40	42.3	106	40.5	101	4	60-130/30
142-28-9	1,3-Dichloropropane	40	40.1	100	38.2	96	5	60-130/30
108-20-3	Di-Isopropyl ether	40	44.8	112	42.8	107	5	60-130/30
594-20-7	2,2-Dichloropropane	40	45.5	114	42.1	105	8	60-130/30
124-48-1	Dibromochloromethane	40	40.7	102	38.3	96	6	60-130/30
75-71-8	Dichlorodifluoromethane	40	35.2	88	34.0	85	3	60-130/30
156-59-2	cis-1,2-Dichloroethylene	40	43.8	110	41.6	104	5	60-130/30
10061-01-5	cis-1,3-Dichloropropene	40	43.7	109	42.1	105	4	60-130/30
541-73-1	m-Dichlorobenzene	40	39.2	98	39.4	99	1	60-130/30
95-50-1	o-Dichlorobenzene	40	39.6	99	39.3	98	1	60-130/30
106-46-7	p-Dichlorobenzene	40	39.4	99	39.1	98	1	60-130/30
156-60-5	trans-1,2-Dichloroethylene	40	44.8	112	42.9	107	4	60-130/30
10061-02-6	trans-1,3-Dichloropropene	40	41.2	103	38.7	97	6	60-130/30
100-41-4	Ethylbenzene	40	41.1	103	39.5	99	4	60-130/30
637-92-3	Ethyl tert-Butyl Ether	40	45.3	113	41.8	105	8	60-130/30

4.3.3  
4

# Blank Spike/Blank Spike Duplicate Summary

**Job Number:** C17722

**Account:** IRISECAO Iris Environmental

**Project:** Romc Soil Investigation(Romc EPA) - 2081 Bay Road,East Palo Alto,CA

Sample	File ID	DF	Analyzed	By	Prep Date	Prep Batch	Analytical Batch
VM866-BS	M27302.D	1	09/07/11	XB	n/a	n/a	VM866
VM866-BSD	M27303.D	1	09/07/11	XB	n/a	n/a	VM866

The QC reported here applies to the following samples:

Method: SW846 8260B

C17722-5, C17722-17, C17722-18, C17722-19

CAS No.	Compound	Spike ug/kg	BSP ug/kg	BSP %	BSD ug/kg	BSD %	RPD	Limits Rec/RPD
591-78-6	2-Hexanone	160	164	103	143	89	14	60-130/30
87-68-3	Hexachlorobutadiene	40	41.5	104	40.9	102	1	60-130/30
98-82-8	Isopropylbenzene	40	40.8	102	39.2	98	4	60-130/30
99-87-6	p-Isopropyltoluene	40	40.3	101	39.9	100	1	60-130/30
108-10-1	4-Methyl-2-pentanone	160	175	109	154	96	13	60-130/30
74-83-9	Methyl bromide	40	45.3	113	44.1	110	3	60-130/30
74-87-3	Methyl chloride	40	34.1	85	34.1	85	0	60-130/30
74-95-3	Methylene bromide	40	42.1	105	39.7	99	6	60-130/30
75-09-2	Methylene chloride	40	40.7	102	38.3	96	6	60-130/30
78-93-3	Methyl ethyl ketone	160	185	116	163	102	13	60-130/30
1634-04-4	Methyl Tert Butyl Ether	40	46.3	116	42.1	105	10	60-130/30
91-20-3	Naphthalene	40	43.7	109	41.3	103	6	60-130/30
103-65-1	n-Propylbenzene	40	40.6	102	40.6	102	0	60-130/30
100-42-5	Styrene	40	40.4	101	38.6	97	5	60-130/30
994-05-8	Tert-Amyl Methyl Ether	40	44.9	112	41.5	104	8	60-130/30
75-65-0	Tert Butyl Alcohol	200	263	132* a	217	109	19	60-130/30
630-20-6	1,1,1,2-Tetrachloroethane	40	39.8	100	38.3	96	4	60-130/30
71-55-6	1,1,1-Trichloroethane	40	45.3	113	42.9	107	5	60-130/30
79-34-5	1,1,2,2-Tetrachloroethane	40	40.5	101	38.1	95	6	60-130/30
79-00-5	1,1,2-Trichloroethane	40	38.9	97	36.8	92	6	60-130/30
87-61-6	1,2,3-Trichlorobenzene	40	41.7	104	40.2	101	4	60-130/30
96-18-4	1,2,3-Trichloropropane	40	41.7	104	37.5	94	11	60-130/30
120-82-1	1,2,4-Trichlorobenzene	40	41.4	104	40.7	102	2	60-130/30
95-63-6	1,2,4-Trimethylbenzene	40	40.0	100	39.4	99	2	60-130/30
108-67-8	1,3,5-Trimethylbenzene	40	40.4	101	40.0	100	1	60-130/30
127-18-4	Tetrachloroethylene	40	42.9	107	40.0	100	7	60-130/30
108-88-3	Toluene	40	40.0	100	39.0	98	3	60-130/30
79-01-6	Trichloroethylene	40	43.8	110	42.4	106	3	60-130/30
75-69-4	Trichlorofluoromethane	40	45.7	114	44.1	110	4	60-130/30
75-01-4	Vinyl chloride	40	40.0	100	38.8	97	3	60-130/30
1330-20-7	Xylene (total)	120	120	100	116	97	3	60-130/30

CAS No.	Surrogate Recoveries	BSP	BSD	Limits
1868-53-7	Dibromofluoromethane	101%	96%	60-130%

# Blank Spike/Blank Spike Duplicate Summary

**Job Number:** C17722  
**Account:** IRISECAO Iris Environmental  
**Project:** Romic Soil Investigation(Romic EPA) - 2081 Bay Road, East Palo Alto, CA

Sample	File ID	DF	Analyzed	By	Prep Date	Prep Batch	Analytical Batch
VM866-BS	M27302.D	1	09/07/11	XB	n/a	n/a	VM866
VM866-BSD	M27303.D	1	09/07/11	XB	n/a	n/a	VM866

The QC reported here applies to the following samples:

Method: SW846 8260B

C17722-5, C17722-17, C17722-18, C17722-19

CAS No.	Surrogate Recoveries	BSP	BSD	Limits
2037-26-5	Toluene-D8	93%	92%	60-130%
460-00-4	4-Bromofluorobenzene	98%	97%	60-130%

(a) Outside laboratory control limits.

4.3.3  
4

# Matrix Spike/Matrix Spike Duplicate Summary

**Job Number:** C17722

**Account:** IRISECAO Iris Environmental

**Project:** Romic Soil Investigation(Romic EPA) - 2081 Bay Road,East Palo Alto,CA

Sample	File ID	DF	Analyzed	By	Prep Date	Prep Batch	Analytical Batch
C17731-3MS	L10336.D	1	09/04/11	XB	n/a	n/a	VL323
C17731-3MSD	L10337.D	1	09/05/11	XB	n/a	n/a	VL323
C17731-3	L10333.D	1	09/04/11	XB	n/a	n/a	VL323

The QC reported here applies to the following samples:

Method: SW846 8260B

C17722-8, C17722-9

CAS No.	Compound	C17731-3 ug/kg	Spike ug/kg	MS ug/kg	MS %	MSD ug/kg	MSD %	RPD	Limits Rec/RPD
67-64-1	Acetone	ND	160	105	66	99.3	62	6	60-130/30
71-43-2	Benzene	ND	40	32.1	80	32.6	82	2	60-130/30
108-86-1	Bromobenzene	ND	40	34.7	87	35.1	88	1	60-130/30
74-97-5	Bromochloromethane	ND	40	32.3	81	32.5	81	1	60-130/30
75-27-4	Bromodichloromethane	ND	40	31.5	79	31.7	79	1	60-130/30
75-25-2	Bromoform	ND	40	37.5	94	37.9	95	1	60-130/30
104-51-8	n-Butylbenzene	ND	40	30.3	76	29.8	75	2	60-130/30
135-98-8	sec-Butylbenzene	ND	40	32.2	81	32.1	80	0	60-130/30
98-06-6	tert-Butylbenzene	ND	40	33.1	83	33.3	83	1	60-130/30
108-90-7	Chlorobenzene	ND	40	33.3	83	33.9	85	2	60-130/30
75-00-3	Chloroethane	ND	40	28.0	70	28.4	71	1	60-130/30
67-66-3	Chloroform	ND	40	30.4	76	30.3	76	0	60-130/30
95-49-8	o-Chlorotoluene	ND	40	34.5	86	35.1	88	2	60-130/30
106-43-4	p-Chlorotoluene	ND	40	30.7	77	30.6	77	0	60-130/30
56-23-5	Carbon tetrachloride	ND	40	32.5	81	33.0	83	2	60-130/30
75-34-3	1,1-Dichloroethane	ND	40	28.6	72	29.0	73	1	60-130/30
75-35-4	1,1-Dichloroethylene	ND	40	28.1	70	28.6	72	2	60-130/30
563-58-6	1,1-Dichloropropene	ND	40	31.7	79	31.7	79	0	60-130/30
96-12-8	1,2-Dibromo-3-chloropropane	ND	40	33.1	83	33.2	83	0	60-130/30
106-93-4	1,2-Dibromoethane	ND	40	35.0	88	35.3	88	1	60-130/30
107-06-2	1,2-Dichloroethane	ND	40	32.3	81	32.0	80	1	60-130/30
78-87-5	1,2-Dichloropropane	ND	40	31.5	79	31.2	78	1	60-130/30
142-28-9	1,3-Dichloropropane	ND	40	33.6	84	33.9	85	1	60-130/30
108-20-3	Di-Isopropyl ether	ND	40	28.0	70	27.8	70	1	60-130/30
594-20-7	2,2-Dichloropropane	ND	40	25.5	64	26.3	66	3	60-130/30
124-48-1	Dibromochloromethane	ND	40	34.7	87	34.8	87	0	60-130/30
75-71-8	Dichlorodifluoromethane	ND	40	21.1	53* a	21.0	53* a	0	60-130/30
156-59-2	cis-1,2-Dichloroethylene	ND	40	30.5	76	30.5	76	0	60-130/30
10061-01-5	cis-1,3-Dichloropropene	ND	40	31.6	79	31.9	80	1	60-130/30
541-73-1	m-Dichlorobenzene	ND	40	32.3	81	32.7	82	1	60-130/30
95-50-1	o-Dichlorobenzene	ND	40	33.1	83	33.5	84	1	60-130/30
106-46-7	p-Dichlorobenzene	ND	40	32.5	81	32.8	82	1	60-130/30
156-60-5	trans-1,2-Dichloroethylene	ND	40	29.4	74	29.4	74	0	60-130/30
10061-02-6	trans-1,3-Dichloropropene	ND	40	29.8	75	29.8	75	0	60-130/30
100-41-4	Ethylbenzene	ND	40	33.1	83	33.0	83	0	60-130/30
637-92-3	Ethyl tert-Butyl Ether	ND	40	31.4	79	31.2	78	1	60-130/30

4.4.1  
4

# Matrix Spike/Matrix Spike Duplicate Summary

**Job Number:** C17722  
**Account:** IRISECAO Iris Environmental  
**Project:** Romic Soil Investigation(Romic EPA) - 2081 Bay Road,East Palo Alto,CA

Sample	File ID	DF	Analyzed	By	Prep Date	Prep Batch	Analytical Batch
C17731-3MS	L10336.D	1	09/04/11	XB	n/a	n/a	VL323
C17731-3MSD	L10337.D	1	09/05/11	XB	n/a	n/a	VL323
C17731-3	L10333.D	1	09/04/11	XB	n/a	n/a	VL323

The QC reported here applies to the following samples:

Method: SW846 8260B

C17722-8, C17722-9

CAS No.	Compound	C17731-3 ug/kg	Spike Q	ug/kg	MS ug/kg	MS %	MSD ug/kg	MSD %	RPD	Limits Rec/RPD
591-78-6	2-Hexanone	ND	160	140	88	141	88	1	60-130/30	
87-68-3	Hexachlorobutadiene	ND	40	33.3	83	32.6	82	2	60-130/30	
98-82-8	Isopropylbenzene	ND	40	29.0	73	29.3	73	1	60-130/30	
99-87-6	p-Isopropyltoluene	ND	40	30.1	75	29.9	75	1	60-130/30	
108-10-1	4-Methyl-2-pentanone	ND	160	144	90	149	93	3	60-130/30	
74-83-9	Methyl bromide	ND	40	29.7	74	30.5	76	3	60-130/30	
74-87-3	Methyl chloride	ND	40	23.5	59* a	25.5	64	8	60-130/30	
74-95-3	Methylene bromide	ND	40	32.3	81	32.3	81	0	60-130/30	
75-09-2	Methylene chloride	ND	40	28.7	72	29.0	73	1	60-130/30	
78-93-3	Methyl ethyl ketone	ND	160	121	76	121	76	0	60-130/30	
1634-04-4	Methyl Tert Butyl Ether	ND	40	31.3	78	31.2	78	0	60-130/30	
91-20-3	Naphthalene	ND	40	33.3	83	34.1	85	2	60-130/30	
103-65-1	n-Propylbenzene	ND	40	31.1	78	31.2	78	0	60-130/30	
100-42-5	Styrene	ND	40	33.4	84	34.1	85	2	60-130/30	
994-05-8	Tert-Amyl Methyl Ether	ND	40	30.8	77	30.8	77	0	60-130/30	
75-65-0	Tert Butyl Alcohol	ND	200	158	79	152	76	4	60-130/30	
630-20-6	1,1,1,2-Tetrachloroethane	ND	40	35.0	88	35.5	89	1	60-130/30	
71-55-6	1,1,1-Trichloroethane	ND	40	30.3	76	30.3	76	0	60-130/30	
79-34-5	1,1,2,2-Tetrachloroethane	ND	40	34.1	85	33.7	84	1	60-130/30	
79-00-5	1,1,2-Trichloroethane	ND	40	34.5	86	34.2	86	1	60-130/30	
87-61-6	1,2,3-Trichlorobenzene	ND	40	31.6	79	31.6	79	0	60-130/30	
96-18-4	1,2,3-Trichloropropane	ND	40	33.5	84	33.2	83	1	60-130/30	
120-82-1	1,2,4-Trichlorobenzene	ND	40	29.2	73	28.9	72	1	60-130/30	
95-63-6	1,2,4-Trimethylbenzene	ND	40	32.1	80	32.2	81	0	60-130/30	
108-67-8	1,3,5-Trimethylbenzene	ND	40	33.1	83	33.1	83	0	60-130/30	
127-18-4	Tetrachloroethylene	ND	40	49.0	123	51.2	128	4	60-130/30	
108-88-3	Toluene	ND	40	33.1	83	33.6	84	1	60-130/30	
79-01-6	Trichloroethylene	ND	40	32.8	82	33.6	84	2	60-130/30	
75-69-4	Trichlorofluoromethane	ND	40	27.7	69	28.2	71	2	60-130/30	
75-01-4	Vinyl chloride	ND	40	29.8	75	30.4	76	2	60-130/30	
1330-20-7	Xylene (total)	ND	120	99.5	83	100	83	1	60-130/30	

CAS No.	Surrogate Recoveries	MS	MSD	C17731-3	Limits
1868-53-7	Dibromofluoromethane	90%	88%	89%	60-130%

4.4.1  
 4

# Matrix Spike/Matrix Spike Duplicate Summary

**Job Number:** C17722  
**Account:** IRISECAO Iris Environmental  
**Project:** Romic Soil Investigation(Romic EPA) - 2081 Bay Road,East Palo Alto,CA

Sample	File ID	DF	Analyzed	By	Prep Date	Prep Batch	Analytical Batch
C17731-3MS	L10336.D	1	09/04/11	XB	n/a	n/a	VL323
C17731-3MSD	L10337.D	1	09/05/11	XB	n/a	n/a	VL323
C17731-3	L10333.D	1	09/04/11	XB	n/a	n/a	VL323

The QC reported here applies to the following samples:

Method: SW846 8260B

C17722-8, C17722-9

CAS No.	Surrogate Recoveries	MS	MSD	C17731-3	Limits
2037-26-5	Toluene-D8	97%	96%	97%	60-130%
460-00-4	4-Bromofluorobenzene	93%	93%	92%	60-130%

(a) Outside laboratory control limits.

4.4.1  
4



# Matrix Spike/Matrix Spike Duplicate Summary

**Job Number:** C17722  
**Account:** IRISECAO Iris Environmental  
**Project:** Romic Soil Investigation(Romic EPA) - 2081 Bay Road,East Palo Alto,CA

Sample	File ID	DF	Analyzed	By	Prep Date	Prep Batch	Analytical Batch
C17795-10MS	M27277.D	1	09/06/11	XB	n/a	n/a	VM865
C17795-10MSD	M27278.D	1	09/06/11	XB	n/a	n/a	VM865
C17795-10	M27276.D	1	09/06/11	XB	n/a	n/a	VM865

The QC reported here applies to the following samples:

Method: SW846 8260B

C17722-1, C17722-2, C17722-3, C17722-4, C17722-6, C17722-7, C17722-10, C17722-11, C17722-12, C17722-13, C17722-14, C17722-15, C17722-16, C17722-20

CAS No.	Compound	C17795-10 ug/kg	Spike Q	ug/kg	MS ug/kg	MS %	MSD ug/kg	MSD %	RPD	Limits Rec/RPD
67-64-1	Acetone	ND	160	160	100	142	89	12	60-130/30	
71-43-2	Benzene	ND	40	37.7	94	36.4	92	4	60-130/30	
108-86-1	Bromobenzene	ND	40	33.2	83	31.3	79	6	60-130/30	
74-97-5	Bromochloromethane	ND	40	39.1	98	37.3	94	5	60-130/30	
75-27-4	Bromodichloromethane	ND	40	37.2	93	35.1	88	6	60-130/30	
75-25-2	Bromoform	ND	40	36.7	92	33.7	85	9	60-130/30	
104-51-8	n-Butylbenzene	ND	40	31.2	78	28.6	72	9	60-130/30	
135-98-8	sec-Butylbenzene	ND	40	32.8	82	30.7	77	7	60-130/30	
98-06-6	tert-Butylbenzene	ND	40	33.6	84	32.6	82	3	60-130/30	
108-90-7	Chlorobenzene	ND	40	33.8	85	32.5	82	4	60-130/30	
75-00-3	Chloroethane	ND	40	38.6	97	36.7	92	5	60-130/30	
67-66-3	Chloroform	ND	40	39.1	98	37.5	95	4	60-130/30	
95-49-8	o-Chlorotoluene	ND	40	35.1	88	31.6	80	10	60-130/30	
106-43-4	p-Chlorotoluene	ND	40	32.6	82	32.8	83	1	60-130/30	
56-23-5	Carbon tetrachloride	ND	40	40.0	100	38.8	98	3	60-130/30	
75-34-3	1,1-Dichloroethane	ND	40	38.3	96	36.9	93	4	60-130/30	
75-35-4	1,1-Dichloroethylene	ND	40	37.2	93	36.7	92	1	60-130/30	
563-58-6	1,1-Dichloropropene	ND	40	39.2	98	37.8	95	4	60-130/30	
96-12-8	1,2-Dibromo-3-chloropropane	ND	40	40.1	100	36.3	91	10	60-130/30	
106-93-4	1,2-Dibromoethane	ND	40	36.4	91	34.0	86	7	60-130/30	
107-06-2	1,2-Dichloroethane	ND	40	39.1	98	36.8	93	6	60-130/30	
78-87-5	1,2-Dichloropropane	ND	40	36.5	91	34.5	87	6	60-130/30	
142-28-9	1,3-Dichloropropane	ND	40	36.6	92	34.3	86	6	60-130/30	
108-20-3	Di-Isopropyl ether	ND	40	36.7	92	36.2	91	1	60-130/30	
594-20-7	2,2-Dichloropropane	ND	40	40.9	102	39.2	99	4	60-130/30	
124-48-1	Dibromochloromethane	ND	40	35.2	88	32.9	83	7	60-130/30	
75-71-8	Dichlorodifluoromethane	ND	40	27.5	69	25.5	64	8	60-130/30	
156-59-2	cis-1,2-Dichloroethylene	ND	40	38.2	96	36.4	92	5	60-130/30	
10061-01-5	cis-1,3-Dichloropropene	ND	40	38.6	97	35.9	90	7	60-130/30	
541-73-1	m-Dichlorobenzene	ND	40	31.0	78	28.9	73	7	60-130/30	
95-50-1	o-Dichlorobenzene	ND	40	32.0	80	29.5	74	8	60-130/30	
106-46-7	p-Dichlorobenzene	ND	40	31.7	79	29.3	74	8	60-130/30	
156-60-5	trans-1,2-Dichloroethylene	ND	40	38.1	95	37.4	94	2	60-130/30	
10061-02-6	trans-1,3-Dichloropropene	ND	40	33.5	84	31.4	79	6	60-130/30	
100-41-4	Ethylbenzene	ND	40	35.8	90	34.2	86	5	60-130/30	
637-92-3	Ethyl tert-Butyl Ether	ND	40	40.8	102	39.0	98	5	60-130/30	

4.4.2  
4

# Matrix Spike/Matrix Spike Duplicate Summary

**Job Number:** C17722  
**Account:** IRISECAO Iris Environmental  
**Project:** Romic Soil Investigation(Romic EPA) - 2081 Bay Road,East Palo Alto,CA

Sample	File ID	DF	Analyzed	By	Prep Date	Prep Batch	Analytical Batch
C17795-10MS	M27277.D	1	09/06/11	XB	n/a	n/a	VM865
C17795-10MSD	M27278.D	1	09/06/11	XB	n/a	n/a	VM865
C17795-10	M27276.D	1	09/06/11	XB	n/a	n/a	VM865

**The QC reported here applies to the following samples:** **Method:** SW846 8260B

C17722-1, C17722-2, C17722-3, C17722-4, C17722-6, C17722-7, C17722-10, C17722-11, C17722-12, C17722-13, C17722-14, C17722-15, C17722-16, C17722-20

CAS No.	Compound	C17795-10 ug/kg	Spike Q ug/kg	MS ug/kg	MS %	MSD ug/kg	MSD %	RPD	Limits Rec/RPD
591-78-6	2-Hexanone	ND	160	167	104	151	95	10	60-130/30
87-68-3	Hexachlorobutadiene	ND	40	27.3	68	24.4	61	11	60-130/30
98-82-8	Isopropylbenzene	ND	40	31.1	78	29.3	74	6	60-130/30
99-87-6	p-Isopropyltoluene	ND	40	30.7	77	28.9	73	6	60-130/30
108-10-1	4-Methyl-2-pentanone	ND	160	172	108	159	100	8	60-130/30
74-83-9	Methyl bromide	ND	40	39.6	99	36.5	92	8	60-130/30
74-87-3	Methyl chloride	ND	40	31.5	79	29.9	75	5	60-130/30
74-95-3	Methylene bromide	ND	40	36.8	92	34.8	88	6	60-130/30
75-09-2	Methylene chloride	ND	40	37.7	94	36.0	91	5	60-130/30
78-93-3	Methyl ethyl ketone	ND	160	175	109	160	101	9	60-130/30
1634-04-4	Methyl Tert Butyl Ether	ND	40	41.4	104	38.9	98	6	60-130/30
91-20-3	Naphthalene	ND	40	33.1	83	28.8	73	14	60-130/30
103-65-1	n-Propylbenzene	ND	40	33.7	84	32.1	81	5	60-130/30
100-42-5	Styrene	ND	40	33.8	85	32.1	81	5	60-130/30
994-05-8	Tert-Amyl Methyl Ether	ND	40	39.9	100	37.5	95	6	60-130/30
75-65-0	Tert Butyl Alcohol	ND	200	240	120	225	113	6	60-130/30
630-20-6	1,1,1,2-Tetrachloroethane	ND	40	36.0	90	34.0	86	6	60-130/30
71-55-6	1,1,1-Trichloroethane	ND	40	41.7	104	40.0	101	4	60-130/30
79-34-5	1,1,2,2-Tetrachloroethane	ND	40	37.6	94	34.5	87	9	60-130/30
79-00-5	1,1,2-Trichloroethane	ND	40	35.4	89	33.3	84	6	60-130/30
87-61-6	1,2,3-Trichlorobenzene	ND	40	28.5	71	24.4	61	16	60-130/30
96-18-4	1,2,3-Trichloropropane	ND	40	37.7	94	34.7	87	8	60-130/30
120-82-1	1,2,4-Trichlorobenzene	ND	40	26.8	67	23.7	60	12	60-130/30
95-63-6	1,2,4-Trimethylbenzene	ND	40	33.7	84	31.8	80	6	60-130/30
108-67-8	1,3,5-Trimethylbenzene	ND	40	35.0	88	33.0	83	6	60-130/30
127-18-4	Tetrachloroethylene	ND	40	38.1	95	37.1	93	3	60-130/30
108-88-3	Toluene	ND	40	35.0	88	33.6	85	4	60-130/30
79-01-6	Trichloroethylene	ND	40	37.9	95	36.6	92	3	60-130/30
75-69-4	Trichlorofluoromethane	ND	40	39.7	99	37.1	93	7	60-130/30
75-01-4	Vinyl chloride	ND	40	37.8	95	35.3	89	7	60-130/30
1330-20-7	Xylene (total)	ND	120	103	86	99.1	83	4	60-130/30

CAS No.	Surrogate Recoveries	MS	MSD	C17795-10	Limits
1868-53-7	Dibromofluoromethane	102%	101%	100%	60-130%

# Matrix Spike/Matrix Spike Duplicate Summary

**Job Number:** C17722  
**Account:** IRISECAO Iris Environmental  
**Project:** Romic Soil Investigation(Romic EPA) - 2081 Bay Road,East Palo Alto,CA

Sample	File ID	DF	Analyzed	By	Prep Date	Prep Batch	Analytical Batch
C17795-10MS	M27277.D	1	09/06/11	XB	n/a	n/a	VM865
C17795-10MSD	M27278.D	1	09/06/11	XB	n/a	n/a	VM865
C17795-10	M27276.D	1	09/06/11	XB	n/a	n/a	VM865

The QC reported here applies to the following samples:

Method: SW846 8260B

C17722-1, C17722-2, C17722-3, C17722-4, C17722-6, C17722-7, C17722-10, C17722-11, C17722-12, C17722-13, C17722-14, C17722-15, C17722-16, C17722-20

CAS No.	Surrogate Recoveries	MS	MSD	C17795-10	Limits
2037-26-5	Toluene-D8	92%	93%	96%	60-130%
460-00-4	4-Bromofluorobenzene	101%	99%	99%	60-130%

4.4.2  
4

# Matrix Spike/Matrix Spike Duplicate Summary

**Job Number:** C17722

**Account:** IRISECAO Iris Environmental

**Project:** Romic Soil Investigation(Romic EPA) - 2081 Bay Road,East Palo Alto,CA

Sample	File ID	DF	Analyzed	By	Prep Date	Prep Batch	Analytical Batch
C17744-7MS	M27325.D	1	09/07/11	XB	n/a	n/a	VM866
C17744-7MSD	M27326.D	1	09/08/11	XB	n/a	n/a	VM866
C17744-7	M27324.D	1	09/07/11	XB	n/a	n/a	VM866

The QC reported here applies to the following samples:

Method: SW846 8260B

C17722-5, C17722-17, C17722-18, C17722-19

CAS No.	Compound	C17744-7 ug/kg	Spike Q	ug/kg	MS ug/kg	MS %	MSD ug/kg	MSD %	RPD	Limits Rec/RPD
67-64-1	Acetone	ND		157	185	117	182	116	2	60-130/30
71-43-2	Benzene	ND		39.4	39.0	99	38.1	97	2	60-130/30
108-86-1	Bromobenzene	ND		39.4	33.1	84	33.1	84	0	60-130/30
74-97-5	Bromochloromethane	ND		39.4	41.6	106	40.7	104	2	60-130/30
75-27-4	Bromodichloromethane	ND		39.4	42.4	108	41.1	105	3	60-130/30
75-25-2	Bromoform	ND		39.4	38.8	99	38.3	97	1	60-130/30
104-51-8	n-Butylbenzene	ND		39.4	32.7	83	32.1	82	2	60-130/30
135-98-8	sec-Butylbenzene	ND		39.4	33.8	86	33.1	84	2	60-130/30
98-06-6	tert-Butylbenzene	ND		39.4	34.1	87	34.0	87	0	60-130/30
108-90-7	Chlorobenzene	ND		39.4	34.1	87	34.0	87	0	60-130/30
75-00-3	Chloroethane	ND		39.4	40.8	104	39.4	100	3	60-130/30
67-66-3	Chloroform	ND		39.4	45.1	115	43.7	111	3	60-130/30
95-49-8	o-Chlorotoluene	ND		39.4	35.3	90	35.4	90	0	60-130/30
106-43-4	p-Chlorotoluene	ND		39.4	35.0	89	33.7	86	4	60-130/30
56-23-5	Carbon tetrachloride	ND		39.4	43.7	111	42.5	108	3	60-130/30
75-34-3	1,1-Dichloroethane	ND		39.4	42.9	109	41.2	105	4	60-130/30
75-35-4	1,1-Dichloroethylene	ND		39.4	38.9	99	38.6	98	1	60-130/30
563-58-6	1,1-Dichloropropene	ND		39.4	41.8	106	40.2	102	4	60-130/30
96-12-8	1,2-Dibromo-3-chloropropane	ND		39.4	49.6	126	47.6	121	4	60-130/30
106-93-4	1,2-Dichloroethane	ND		39.4	39.8	101	39.2	100	2	60-130/30
107-06-2	1,2-Dichloroethane	ND		39.4	48.7	124	46.8	119	4	60-130/30
78-87-5	1,2-Dichloropropane	ND		39.4	39.5	100	38.2	97	3	60-130/30
142-28-9	1,3-Dichloropropane	ND		39.4	39.5	100	39.0	99	1	60-130/30
108-20-3	Di-Isopropyl ether	ND		39.4	39.9	101	39.5	101	1	60-130/30
594-20-7	2,2-Dichloropropane	ND		39.4	45.4	115	42.5	108	7	60-130/30
124-48-1	Dibromochloromethane	ND		39.4	37.9	96	37.0	94	2	60-130/30
75-71-8	Dichlorodifluoromethane	ND		39.4	33.6	85	31.1	79	8	60-130/30
156-59-2	cis-1,2-Dichloroethylene	ND		39.4	40.6	103	39.9	102	2	60-130/30
10061-01-5	cis-1,3-Dichloropropene	ND		39.4	42.6	108	40.9	104	4	60-130/30
541-73-1	m-Dichlorobenzene	ND		39.4	31.8	81	31.1	79	2	60-130/30
95-50-1	o-Dichlorobenzene	ND		39.4	33.3	85	32.7	83	2	60-130/30
106-46-7	p-Dichlorobenzene	ND		39.4	31.9	81	31.7	81	1	60-130/30
156-60-5	trans-1,2-Dichloroethylene	ND		39.4	39.4	100	39.1	100	1	60-130/30
10061-02-6	trans-1,3-Dichloropropene	ND		39.4	36.6	93	35.8	91	2	60-130/30
100-41-4	Ethylbenzene	ND		39.4	36.6	93	36.0	92	2	60-130/30
637-92-3	Ethyl tert-Butyl Ether	ND		39.4	49.3	125	47.6	121	4	60-130/30

4.4.3  
4

# Matrix Spike/Matrix Spike Duplicate Summary

**Job Number:** C17722

**Account:** IRISECAO Iris Environmental

**Project:** Romic Soil Investigation(Romic EPA) - 2081 Bay Road,East Palo Alto,CA

Sample	File ID	DF	Analyzed	By	Prep Date	Prep Batch	Analytical Batch
C17744-7MS	M27325.D	1	09/07/11	XB	n/a	n/a	VM866
C17744-7MSD	M27326.D	1	09/08/11	XB	n/a	n/a	VM866
C17744-7	M27324.D	1	09/07/11	XB	n/a	n/a	VM866

The QC reported here applies to the following samples:

Method: SW846 8260B

C17722-5, C17722-17, C17722-18, C17722-19

CAS No.	Compound	C17744-7 ug/kg	Spike Q ug/kg	MS ug/kg	MS %	MSD ug/kg	MSD %	RPD	Limits Rec/RPD
591-78-6	2-Hexanone	ND	157	193	123	189	120	2	60-130/30
87-68-3	Hexachlorobutadiene	ND	39.4	28.7	73	28.3	72	1	60-130/30
98-82-8	Isopropylbenzene	ND	39.4	31.6	80	31.4	80	1	60-130/30
99-87-6	p-Isopropyltoluene	ND	39.4	31.7	81	31.0	79	2	60-130/30
108-10-1	4-Methyl-2-pentanone	ND	157	208	132* a	199	127	4	60-130/30
74-83-9	Methyl bromide	ND	39.4	40.4	103	39.6	101	2	60-130/30
74-87-3	Methyl chloride	ND	39.4	35.3	90	32.4	82	9	60-130/30
74-95-3	Methylene bromide	ND	39.4	41.9	106	41.1	105	2	60-130/30
75-09-2	Methylene chloride	ND	39.4	36.6	93	35.9	91	2	60-130/30
78-93-3	Methyl ethyl ketone	ND	157	206	131* a	199	127	3	60-130/30
1634-04-4	Methyl Tert Butyl Ether	ND	39.4	50.7	129	48.8	124	4	60-130/30
91-20-3	Naphthalene	ND	39.4	39.0	99	39.3	100	1	60-130/30
103-65-1	n-Propylbenzene	ND	39.4	34.2	87	33.9	86	1	60-130/30
100-42-5	Styrene	ND	39.4	34.6	88	34.3	87	1	60-130/30
994-05-8	Tert-Amyl Methyl Ether	ND	39.4	47.4	120	46.2	118	3	60-130/30
75-65-0	Tert Butyl Alcohol	ND	197	284	144* a	280	143* a	1	60-130/30
630-20-6	1,1,1,2-Tetrachloroethane	ND	39.4	36.6	93	36.1	92	1	60-130/30
71-55-6	1,1,1-Trichloroethane	ND	39.4	47.6	121	46.5	118	2	60-130/30
79-34-5	1,1,2,2-Tetrachloroethane	ND	39.4	13.6	35* a	8.5	22* a	46* a	60-130/30
79-00-5	1,1,2-Trichloroethane	ND	39.4	36.8	93	37.5	95	2	60-130/30
87-61-6	1,2,3-Trichlorobenzene	ND	39.4	31.5	80	31.4	80	0	60-130/30
96-18-4	1,2,3-Trichloropropane	ND	39.4	43.1	109	42.4	108	2	60-130/30
120-82-1	1,2,4-Trichlorobenzene	ND	39.4	28.2	72	28.6	73	1	60-130/30
95-63-6	1,2,4-Trimethylbenzene	ND	39.4	34.6	88	34.4	88	1	60-130/30
108-67-8	1,3,5-Trimethylbenzene	ND	39.4	36.0	91	35.0	89	3	60-130/30
127-18-4	Tetrachloroethylene	ND	39.4	59.2	150* a	59.3	151* a	0	60-130/30
108-88-3	Toluene	ND	39.4	34.8	88	34.7	88	0	60-130/30
79-01-6	Trichloroethylene	ND	39.4	58.5	149* a	61.2	156* a	5	60-130/30
75-69-4	Trichlorofluoromethane	ND	39.4	46.3	118	43.8	111	6	60-130/30
75-01-4	Vinyl chloride	ND	39.4	40.2	102	36.3	92	10	60-130/30
1330-20-7	Xylene (total)	ND	118	103	87	103	87	0	60-130/30

CAS No.	Surrogate Recoveries	MS	MSD	C17744-7	Limits
1868-53-7	Dibromofluoromethane	109%	103%	102%	60-130%

# Matrix Spike/Matrix Spike Duplicate Summary

**Job Number:** C17722

**Account:** IRISECAO Iris Environmental

**Project:** Romic Soil Investigation(Romic EPA) - 2081 Bay Road,East Palo Alto,CA

Sample	File ID	DF	Analyzed	By	Prep Date	Prep Batch	Analytical Batch
C17744-7MS	M27325.D	1	09/07/11	XB	n/a	n/a	VM866
C17744-7MSD	M27326.D	1	09/08/11	XB	n/a	n/a	VM866
C17744-7	M27324.D	1	09/07/11	XB	n/a	n/a	VM866

The QC reported here applies to the following samples:

Method: SW846 8260B

C17722-5, C17722-17, C17722-18, C17722-19

CAS No.	Surrogate Recoveries	MS	MSD	C17744-7	Limits
2037-26-5	Toluene-D8	92%	93%	98%	60-130%
460-00-4	4-Bromofluorobenzene	107%	107%	104%	60-130%

(a) Outside laboratory control limits.

4.4.3  
4

## Metals Analysis

---

5

## QC Data Summaries

---

Includes the following where applicable:

- Method Blank Summaries
- Matrix Spike and Duplicate Summaries
- Blank Spike and Lab Control Sample Summaries
- Serial Dilution Summaries

BLANK RESULTS SUMMARY  
Part 2 - Method Blanks

Login Number: C17722  
Account: IRISECAO - Iris Environmental  
Project: Romic Soil Investigation(Romic EPA) - 2081 Bay Road,East Palo Alto,CA

QC Batch ID: MP3924  
Matrix Type: SOLID

Methods: SW846 6010B  
Units: mg/kg

Prep Date: 09/04/11

Metal	RL	IDL	MDL	MB raw	final
Aluminum	20	1.3	2		
Antimony	2.0	.07	.087		
Arsenic	2.0	.07	.07	0.070	<2.0
Barium	20	.04	.035		
Beryllium	1.0	.02	.012		
Boron	10	.09	.2		
Cadmium	1.0	.02	.015		
Calcium	500	.71	7.6		
Chromium	1.0	.03	.054		
Cobalt	1.0	.02	.022		
Copper	2.5	.12	.19		
Iron	20	.64	1.6		
Lead	2.0	.07	.054	0.11	<2.0
Magnesium	500	2.7	1.5		
Manganese	1.5	.01	.054		
Molybdenum	2.0	.02	.024		
Nickel	1.0	.02	.024		
Potassium	1000	1.8	1.3		
Selenium	2.0	.18	.23		
Silicon		.12			
Silver	1.0	.03	.044		
Sodium	1000	1.5	4.8		
Strontium	1.0	.02	.017		
Thallium	2.0	.05	.073		
Tin	50	.02	.41		
Titanium	1.0	.04	.079		
Vanadium	1.0	.03	.025		
Zinc	2.0	.03	.098		

Associated samples MP3924: C17722-1, C17722-2, C17722-3, C17722-4, C17722-5, C17722-6, C17722-7, C17722-8, C17722-11, C17722-12, C17722-13, C17722-14, C17722-15, C17722-16, C17722-17, C17722-18, C17722-19, C17722-4A, C17722-7A, C17722-19A

Results < IDL are shown as zero for calculation purposes  
(\* ) Outside of QC limits  
(anr) Analyte not requested



MATRIX SPIKE AND DUPLICATE RESULTS SUMMARY

Login Number: C17722  
 Account: IRISECAO - Iris Environmental  
 Project: Romic Soil Investigation(Romic EPA) - 2081 Bay Road,East Palo Alto,CA

QC Batch ID: MP3924  
 Matrix Type: SOLID

Methods: SW846 6010B  
 Units: mg/kg

Prep Date: 09/04/11

Metal	C17722-2 Original MS		SpikeLot MPIR4A	% Rec	QC Limits
Aluminum					
Antimony					
Arsenic	2.4	41.6	45	87.0	75-125
Barium					
Beryllium					
Boron					
Cadmium					
Calcium					
Chromium					
Cobalt					
Copper					
Iron					
Lead	5.8	44.6	45	86.1	75-125
Magnesium					
Manganese					
Molybdenum					
Nickel					
Potassium					
Selenium					
Silicon					
Silver					
Sodium					
Strontium					
Thallium					
Tin					
Titanium					
Vanadium					
Zinc					

Associated samples MP3924: C17722-1, C17722-2, C17722-3, C17722-4, C17722-5, C17722-6, C17722-7, C17722-8, C17722-11, C17722-12, C17722-13, C17722-14, C17722-15, C17722-16, C17722-17, C17722-18, C17722-19, C17722-4A, C17722-7A, C17722-19A

Results < IDL are shown as zero for calculation purposes  
 (\*) Outside of QC limits  
 (N) Matrix Spike Rec. outside of QC limits  
 (anr) Analyte not requested

5.1.2  
**5**

MATRIX SPIKE AND DUPLICATE RESULTS SUMMARY

Login Number: C17722  
 Account: IRISECAO - Iris Environmental  
 Project: Romic Soil Investigation(Romic EPA) - 2081 Bay Road,East Palo Alto,CA

QC Batch ID: MP3924  
 Matrix Type: SOLID

Methods: SW846 6010B  
 Units: mg/kg

Prep Date: 09/04/11

Metal	C17722-2 Original MSD		SpikeLot MPIR4A % Rec		MSD RPD	QC Limit
Aluminum						
Antimony						
Arsenic	2.4	41.5	44.6	87.6	0.2	20
Barium						
Beryllium						
Boron						
Cadmium						
Calcium						
Chromium						
Cobalt						
Copper						
Iron						
Lead	5.8	45.1	44.6	88.0	1.1	20
Magnesium						
Manganese						
Molybdenum						
Nickel						
Potassium						
Selenium						
Silicon						
Silver						
Sodium						
Strontium						
Thallium						
Tin						
Titanium						
Vanadium						
Zinc						

Associated samples MP3924: C17722-1, C17722-2, C17722-3, C17722-4, C17722-5, C17722-6, C17722-7, C17722-8, C17722-11, C17722-12, C17722-13, C17722-14, C17722-15, C17722-16, C17722-17, C17722-18, C17722-19, C17722-4A, C17722-7A, C17722-19A

Results < IDL are shown as zero for calculation purposes  
 (\*) Outside of QC limits  
 (N) Matrix Spike Rec. outside of QC limits  
 (anr) Analyte not requested

5.1.2  
**5**

SPIKE BLANK AND LAB CONTROL SAMPLE SUMMARY

Login Number: C17722  
 Account: IRISECAO - Iris Environmental  
 Project: Romic Soil Investigation(Romic EPA) - 2081 Bay Road,East Palo Alto,CA

QC Batch ID: MP3924  
 Matrix Type: SOLID

Methods: SW846 6010B  
 Units: mg/kg

Prep Date: 09/04/11

Metal	BSP Result	Spikelot MPIR4A	% Rec	QC Limits
Aluminum				
Antimony				
Arsenic	47.0	50	94.0	80-120
Barium				
Beryllium				
Boron				
Cadmium				
Calcium				
Chromium				
Cobalt				
Copper				
Iron				
Lead	45.0	50	90.0	80-120
Magnesium				
Manganese				
Molybdenum				
Nickel				
Potassium				
Selenium				
Silicon				
Silver				
Sodium				
Strontium				
Thallium				
Tin				
Titanium				
Vanadium				
Zinc				

Associated samples MP3924: C17722-1, C17722-2, C17722-3, C17722-4, C17722-5, C17722-6, C17722-7, C17722-8, C17722-11, C17722-12, C17722-13, C17722-14, C17722-15, C17722-16, C17722-17, C17722-18, C17722-19, C17722-4A, C17722-7A, C17722-19A

Results < IDL are shown as zero for calculation purposes  
 (\*) Outside of QC limits  
 (anr) Analyte not requested

SERIAL DILUTION RESULTS SUMMARY

Login Number: C17722  
 Account: IRISECAO - Iris Environmental  
 Project: Romic Soil Investigation(Romic EPA) - 2081 Bay Road,East Palo Alto,CA

QC Batch ID: MP3924  
 Matrix Type: SOLID

Methods: SW846 6010B  
 Units: ug/l

Prep Date: 09/04/11

Metal	C17722-2 Original	SDL 1:5	%DIF	QC Limits
Aluminum				
Antimony				
Arsenic	26.1	24.1	7.7	0-10
Barium				
Beryllium				
Boron				
Cadmium				
Calcium				
Chromium				
Cobalt				
Copper				
Iron				
Lead	62.3	56.6	9.1	0-10
Magnesium				
Manganese				
Molybdenum				
Nickel				
Potassium				
Selenium				
Silicon				
Silver				
Sodium				
Strontium				
Thallium				
Tin				
Titanium				
Vanadium				
Zinc				

Associated samples MP3924: C17722-1, C17722-2, C17722-3, C17722-4, C17722-5, C17722-6, C17722-7, C17722-8, C17722-11, C17722-12, C17722-13, C17722-14, C17722-15, C17722-16, C17722-17, C17722-18, C17722-19, C17722-4A, C17722-7A, C17722-19A

Results < IDL are shown as zero for calculation purposes  
 (\*) Outside of QC limits  
 (anr) Analyte not requested

BLANK RESULTS SUMMARY  
Part 2 - Method Blanks

Login Number: C17722  
Account: IRISECAO - Iris Environmental  
Project: Romic Soil Investigation(Romic EPA) - 2081 Bay Road,East Palo Alto,CA

QC Batch ID: MP3972  
Matrix Type: SOLID

Methods: SW846 7471A  
Units: mg/kg

Prep Date: 09/13/11

Metal	RL	IDL	MDL	MB raw	final
Mercury	0.042	.0017	.0043	-0.0043	<0.042

Associated samples MP3972: C17722-1, C17722-2, C17722-3, C17722-4, C17722-5, C17722-6, C17722-7, C17722-8, C17722-11, C17722-12, C17722-13, C17722-14, C17722-15, C17722-16, C17722-17, C17722-18, C17722-19, C17722-4A, C17722-7A, C17722-19A

Results < IDL are shown as zero for calculation purposes  
(\* ) Outside of QC limits  
(anr) Analyte not requested

5.2.1  
5

MATRIX SPIKE AND DUPLICATE RESULTS SUMMARY

Login Number: C17722  
 Account: IRISECAO - Iris Environmental  
 Project: Romic Soil Investigation(Romic EPA) - 2081 Bay Road,East Palo Alto,CA

QC Batch ID: MP3972  
 Matrix Type: SOLID

Methods: SW846 7471A  
 Units: mg/kg

Prep Date: 09/13/11

Metal	C17722-2 Original MS	Spike HGPWS1	lot % Rec	QC Limits
Mercury	0.018	0.30	0.308	91.6 75-125

Associated samples MP3972: C17722-1, C17722-2, C17722-3, C17722-4, C17722-5, C17722-6, C17722-7, C17722-8, C17722-11, C17722-12, C17722-13, C17722-14, C17722-15, C17722-16, C17722-17, C17722-18, C17722-19, C17722-4A, C17722-7A, C17722-19A

Results < IDL are shown as zero for calculation purposes  
 (\*) Outside of QC limits  
 (N) Matrix Spike Rec. outside of QC limits  
 (anr) Analyte not requested

MATRIX SPIKE AND DUPLICATE RESULTS SUMMARY

Login Number: C17722  
 Account: IRISECAO - Iris Environmental  
 Project: Romic Soil Investigation(Romic EPA) - 2081 Bay Road,East Palo Alto,CA

QC Batch ID: MP3972 Methods: SW846 7471A  
 Matrix Type: SOLID Units: mg/kg

Prep Date: 09/13/11

Metal	C17722-2 Original MSD	Spikelot HGPWS1	% Rec	MSD RPD	QC Limit
Mercury	0.018	0.29	0.299	91.1	3.4 20

Associated samples MP3972: C17722-1, C17722-2, C17722-3, C17722-4, C17722-5, C17722-6, C17722-7, C17722-8, C17722-11, C17722-12, C17722-13, C17722-14, C17722-15, C17722-16, C17722-17, C17722-18, C17722-19, C17722-4A, C17722-7A, C17722-19A

Results < IDL are shown as zero for calculation purposes  
 (\*) Outside of QC limits  
 (N) Matrix Spike Rec. outside of QC limits  
 (anr) Analyte not requested

SPIKE BLANK AND LAB CONTROL SAMPLE SUMMARY

Login Number: C17722

Account: IRISECAO - Iris Environmental

Project: Romic Soil Investigation(Romic EPA) - 2081 Bay Road,East Palo Alto,CA

QC Batch ID: MP3972

Methods: SW846 7471A

Matrix Type: SOLID

Units: mg/kg

Prep Date: 09/13/11

Metal	BSP Result	Spikelot HGPWS1	% Rec	QC Limits
Mercury	0.16	0.167	96.0	80-120

Associated samples MP3972: C17722-1, C17722-2, C17722-3, C17722-4, C17722-5, C17722-6, C17722-7, C17722-8, C17722-11, C17722-12, C17722-13, C17722-14, C17722-15, C17722-16, C17722-17, C17722-18, C17722-19, C17722-4A, C17722-7A, C17722-19A

Results < IDL are shown as zero for calculation purposes

(\*) Outside of QC limits

(anr) Analyte not requested



Technical Report for

Iris Environmental

Romic Soil Investigation(Romic EPA) - 2081 Bay Road,East Palo Alto,CA  
07-555C

Accutest Job Number: C17723

Sampling Date: 08/30/11


Report to:

Iris Environmental  
1438 Webster Street Suite 302  
Oakland, CA 94612  
anna@irisenv.com; calger@irisenv.com  
  
ATTN: Chris Alger

Total number of pages in report: **360**



Test results contained within this data package meet the requirements of the National Environmental Laboratory Accreditation Conference and/or state specific certification programs as applicable.



Kesavalu M. Bagawandoss,  
Ph.D., J.D., Lab Director

Client Service contact: Laurie Glantz-Murphy 408-588-0200

Certifications: CA (08258CA) AZ (AZ0762) DoD/ISO/IEC 17025:2005 (L2242)

This report shall not be reproduced, except in its entirety, without the written approval of Accutest Laboratories.  
Test results relate only to samples analyzed.

# Table of Contents

-1-

<b>Section 1: Sample Summary</b> .....	<b>4</b>
<b>Section 2: Sample Results</b> .....	<b>7</b>
<b>2.1:</b> C17723-1: G19-1.0 .....	8
<b>2.2:</b> C17723-2: G19-5.0 .....	12
<b>2.3:</b> C17723-3: G19-10.0 .....	16
<b>2.4:</b> C17723-4: F20-0.5 .....	20
<b>2.5:</b> C17723-5: F20-5.0 .....	31
<b>2.6:</b> C17723-6: F20-8.5 .....	42
<b>2.7:</b> C17723-7: H20-0.5 .....	53
<b>2.8:</b> C17723-8: H20-5.0 .....	64
<b>2.9:</b> C17723-9: H20-7.0 .....	75
<b>2.10:</b> C17723-10: G21-0.5 .....	86
<b>2.11:</b> C17723-11: G21-5.0 .....	90
<b>2.12:</b> C17723-12: G21-8.0 .....	94
<b>2.13:</b> C17723-13: F22-0.5 .....	98
<b>2.14:</b> C17723-14: F22-5.0 .....	102
<b>2.15:</b> C17723-15: F22-8.5 .....	106
<b>2.16:</b> C17723-16: G23-0.6 .....	110
<b>2.17:</b> C17723-17: G23-5.0 .....	114
<b>2.18:</b> C17723-18: G23-10.0 .....	118
<b>2.19:</b> C17723-19: F24A-10.0 .....	122
<b>2.20:</b> C17723-20: F24-0.5 .....	125
<b>2.21:</b> C17723-21: F24-5.0 .....	136
<b>2.22:</b> C17723-22: F24-10.0 .....	147
<b>2.23:</b> C17723-22A: F24-10.0 DUP .....	158
<b>2.24:</b> C17723-23: H22-0.6 .....	166
<b>2.25:</b> C17723-24: H22-3.0 .....	177
<b>2.26:</b> C17723-24A: H22-3.0 DUP .....	188
<b>2.27:</b> C17723-25: H22A-3.0 .....	196
<b>2.28:</b> C17723-26: H22-6.0 .....	199
<b>2.29:</b> C17723-27: H24-0.7 .....	210
<b>2.30:</b> C17723-28: H24-5.0 .....	214
<b>2.31:</b> C17723-29: H24-8.0 .....	218
<b>2.32:</b> C17723-30: F18-0.5 .....	222
<b>2.33:</b> C17723-31: F18-5.0 .....	227
<b>2.34:</b> C17723-32: F18-8.0 .....	232
<b>Section 3: Misc. Forms</b> .....	<b>237</b>
<b>3.1:</b> Chain of Custody .....	238
<b>Section 4: GC/MS Volatiles - QC Data Summaries</b> .....	<b>243</b>
<b>4.1:</b> Method Blank Summary .....	244
<b>4.2:</b> Blank Spike Summary .....	271
<b>4.3:</b> Blank Spike/Blank Spike Duplicate Summary .....	272

# Table of Contents

-2-

<b>4.4:</b> Laboratory Control Sample Summary .....	290
<b>4.5:</b> Matrix Spike/Matrix Spike Duplicate Summary .....	293
<b>Section 5: GC/MS Semi-volatiles - QC Data Summaries .....</b>	<b>311</b>
<b>5.1:</b> Method Blank Summary .....	312
<b>5.2:</b> Blank Spike/Blank Spike Duplicate Summary .....	315
<b>5.3:</b> Matrix Spike/Matrix Spike Duplicate Summary .....	318
<b>Section 6: GC Volatiles - QC Data Summaries .....</b>	<b>321</b>
<b>6.1:</b> Method Blank Summary .....	322
<b>6.2:</b> Blank Spike/Blank Spike Duplicate Summary .....	325
<b>6.3:</b> Matrix Spike/Matrix Spike Duplicate Summary .....	328
<b>Section 7: GC Semi-volatiles - QC Data Summaries .....</b>	<b>330</b>
<b>7.1:</b> Method Blank Summary .....	331
<b>7.2:</b> Blank Spike/Blank Spike Duplicate Summary .....	335
<b>7.3:</b> Matrix Spike/Matrix Spike Duplicate Summary .....	339
<b>Section 8: Metals Analysis - QC Data Summaries .....</b>	<b>340</b>
<b>8.1:</b> Prep QC MP3925: Sb,As,Ba,Be,Cd,Cr,Co,Cu,Pb,Mo,Ni,Se,Ag,Tl,V,Zn .....	341
<b>8.2:</b> Prep QC MP3926: Sb,As,Ba,Be,Cd,Cr,Co,Cu,Pb,Mo,Ni,Se,Ag,Tl,V,Zn .....	346
<b>8.3:</b> Prep QC MP3951: Hg .....	353
<b>8.4:</b> Prep QC MP3952: Hg .....	357

1

2

3

4

5

6

7

8



## Sample Summary

Iris Environmental

**Job No:** C17723

Romic Soil Investigation(Romic EPA) - 2081 Bay Road, East Palo Alto, CA  
 Project No: 07-555C

Sample Number	Collected		Received	Matrix		Client Sample ID
	Date	Time By		Code	Type	
C17723-1	08/30/11	08:45 SM	08/31/11	SO	Soil	G19-1.0
C17723-2	08/30/11	08:55 SM	08/31/11	SO	Soil	G19-5.0
C17723-3	08/30/11	09:05 SM	08/31/11	SO	Soil	G19-10.0
C17723-4	08/30/11	09:25 SM	08/31/11	SO	Soil	F20-0.5
C17723-5	08/30/11	09:35 SM	08/31/11	SO	Soil	F20-5.0
C17723-6	08/30/11	09:40 SM	08/31/11	SO	Soil	F20-8.5
C17723-7	08/30/11	10:05 SM	08/31/11	SO	Soil	H20-0.5
C17723-8	08/30/11	10:15 SM	08/31/11	SO	Soil	H20-5.0
C17723-9	08/30/11	10:30 SM	08/31/11	SO	Soil	H20-7.0
C17723-10	08/30/11	10:50 SM	08/31/11	SO	Soil	G21-0.5
C17723-11	08/30/11	11:00 SM	08/31/11	SO	Soil	G21-5.0
C17723-12	08/30/11	11:10 SM	08/31/11	SO	Soil	G21-8.0
C17723-13	08/30/11	11:25 SM	08/31/11	SO	Soil	F22-0.5

---

Soil samples reported on a dry weight basis unless otherwise indicated on result page.



## Sample Summary

(continued)

Iris Environmental

**Job No:** C17723

Romic Soil Investigation(Romic EPA) - 2081 Bay Road, East Palo Alto, CA  
 Project No: 07-555C

Sample Number	Collected		Received	Matrix		Client Sample ID
	Date	Time By		Code	Type	
C17723-14	08/30/11	11:35 SM	08/31/11	SO	Soil	F22-5.0
C17723-15	08/30/11	11:45 SM	08/31/11	SO	Soil	F22-8.5
C17723-16	08/30/11	13:15 SM	08/31/11	SO	Soil	G23-0.6
C17723-17	08/30/11	13:25 SM	08/31/11	SO	Soil	G23-5.0
C17723-18	08/30/11	13:35 SM	08/31/11	SO	Soil	G23-10.0
C17723-19	08/30/11	14:10 SM	08/31/11	SO	Soil	F24A-10.0
C17723-20	08/30/11	13:50 SM	08/31/11	SO	Soil	F24-0.5
C17723-21	08/30/11	14:00 SM	08/31/11	SO	Soil	F24-5.0
C17723-22	08/30/11	14:10 SM	08/31/11	SO	Soil	F24-10.0
C17723-22A	08/30/11	14:10 SM	08/31/11	SO	Soil	F24-10.0 DUP
C17723-23	08/30/11	14:35 SM	08/31/11	SO	Soil	H22-0.6
C17723-24	08/30/11	14:45 SM	08/31/11	SO	Soil	H22-3.0
C17723-24A	08/30/11	14:45 SM	08/31/11	SO	Soil	H22-3.0 DUP

---

Soil samples reported on a dry weight basis unless otherwise indicated on result page.



## Sample Summary

(continued)

Iris Environmental

**Job No:** C17723

Romic Soil Investigation(Romic EPA) - 2081 Bay Road, East Palo Alto, CA  
 Project No: 07-555C

Sample Number	Collected		Received	Matrix		Client Sample ID
	Date	Time By		Code	Type	
C17723-25	08/30/11	14:45 SM	08/31/11	SO	Soil	H22A-3.0
C17723-26	08/30/11	14:55 SM	08/31/11	SO	Soil	H22-6.0
C17723-27	08/30/11	15:05 SM	08/31/11	SO	Soil	H24-0.7
C17723-28	08/30/11	15:15 SM	08/31/11	SO	Soil	H24-5.0
C17723-29	08/30/11	15:25 SM	08/31/11	SO	Soil	H24-8.0
C17723-30	08/30/11	15:30 SM	08/31/11	SO	Soil	F18-0.5
C17723-31	08/30/11	15:45 SM	08/31/11	SO	Soil	F18-5.0
C17723-32	08/30/11	15:50 SM	08/31/11	SO	Soil	F18-8.0

---

Soil samples reported on a dry weight basis unless otherwise indicated on result page.

Sample Results

---

Report of Analysis

---

## Report of Analysis

<b>Client Sample ID:</b>	G19-1.0	<b>Date Sampled:</b>	08/30/11
<b>Lab Sample ID:</b>	C17723-1	<b>Date Received:</b>	08/31/11
<b>Matrix:</b>	SO - Soil	<b>Percent Solids:</b>	n/a <sup>a</sup>
<b>Method:</b>	SW846 8260B	<b>Project:</b> Romic Soil Investigation(Romic EPA) - 2081 Bay Road, East Palo Alto, CA	

Run #1	File ID	DF	Analyzed	By	Prep Date	Prep Batch	Analytical Batch
Run #1	M27309.D	50	09/07/11	XB	n/a	n/a	VM866
Run #2							

Run #1	Initial Weight	Final Volume	Methanol Aliquot
Run #1	4.32 g	5.0 ml	10.0 ul
Run #2			

## VOA 8260 List

CAS No.	Compound	Result	RL	MDL	Units	Q
67-64-1	Acetone	ND	290000	580000	ug/kg	
71-43-2	Benzene	ND	140000	43000	ug/kg	
108-86-1	Bromobenzene	ND	140000	43000	ug/kg	
74-97-5	Bromochloromethane	ND	140000	43000	ug/kg	
75-27-4	Bromodichloromethane	ND	140000	29000	ug/kg	
75-25-2	Bromoform	ND	140000	29000	ug/kg	
104-51-8	n-Butylbenzene	ND	140000	43000	ug/kg	
135-98-8	sec-Butylbenzene	ND	140000	43000	ug/kg	
98-06-6	tert-Butylbenzene	ND	140000	43000	ug/kg	
108-90-7	Chlorobenzene	ND	140000	43000	ug/kg	
75-00-3	Chloroethane	ND	140000	43000	ug/kg	
67-66-3	Chloroform	ND	140000	43000	ug/kg	
95-49-8	o-Chlorotoluene	ND	140000	43000	ug/kg	
106-43-4	p-Chlorotoluene	ND	140000	43000	ug/kg	
56-23-5	Carbon tetrachloride	ND	140000	29000	ug/kg	
75-34-3	1,1-Dichloroethane	ND	140000	29000	ug/kg	
75-35-4	1,1-Dichloroethylene	ND	140000	43000	ug/kg	
563-58-6	1,1-Dichloropropene	ND	140000	43000	ug/kg	
96-12-8	1,2-Dibromo-3-chloropropane	ND	140000	29000	ug/kg	
106-93-4	1,2-Dibromoethane	ND	140000	29000	ug/kg	
107-06-2	1,2-Dichloroethane	ND	140000	43000	ug/kg	
78-87-5	1,2-Dichloropropane	ND	140000	43000	ug/kg	
142-28-9	1,3-Dichloropropane	ND	140000	43000	ug/kg	
108-20-3	Di-Isopropyl ether	ND	140000	43000	ug/kg	
594-20-7	2,2-Dichloropropane	ND	140000	43000	ug/kg	
124-48-1	Dibromochloromethane	ND	140000	29000	ug/kg	
75-71-8	Dichlorodifluoromethane	ND	140000	29000	ug/kg	
156-59-2	cis-1,2-Dichloroethylene	ND	140000	43000	ug/kg	
10061-01-5	cis-1,3-Dichloropropene	ND	140000	43000	ug/kg	
541-73-1	m-Dichlorobenzene	ND	140000	43000	ug/kg	
95-50-1	o-Dichlorobenzene	ND	140000	43000	ug/kg	
106-46-7	p-Dichlorobenzene	ND	140000	43000	ug/kg	

ND = Not detected MDL - Method Detection Limit

RL = Reporting Limit

E = Indicates value exceeds calibration range

J = Indicates an estimated value

B = Indicates analyte found in associated method blank

N = Indicates presumptive evidence of a compound



## Report of Analysis

<b>Client Sample ID:</b> G19-1.0		<b>Date Sampled:</b> 08/30/11
<b>Lab Sample ID:</b> C17723-1		<b>Date Received:</b> 08/31/11
<b>Matrix:</b> SO - Soil		<b>Percent Solids:</b> n/a <sup>a</sup>
<b>Method:</b> SW846 8260B		
<b>Project:</b> Romic Soil Investigation(Romic EPA) - 2081 Bay Road, East Palo Alto, CA		

**VOA 8260 List**

CAS No.	Compound	Result	RL	MDL	Units	Q
156-60-5	trans-1,2-Dichloroethylene	ND	140000	43000	ug/kg	
10061-02-6	trans-1,3-Dichloropropene	ND	140000	43000	ug/kg	
100-41-4	Ethylbenzene	182000	140000	43000	ug/kg	
637-92-3	Ethyl tert-Butyl Ether	ND	140000	43000	ug/kg	
591-78-6	2-Hexanone	ND	1200000	140000	ug/kg	
87-68-3	Hexachlorobutadiene	ND	140000	29000	ug/kg	
98-82-8	Isopropylbenzene	ND	140000	43000	ug/kg	
99-87-6	p-Isopropyltoluene	ND	140000	43000	ug/kg	
108-10-1	4-Methyl-2-pentanone	ND	1200000	430000	ug/kg	
74-83-9	Methyl bromide	ND	140000	72000	ug/kg	
74-87-3	Methyl chloride	ND	140000	43000	ug/kg	
74-95-3	Methylene bromide	ND	140000	72000	ug/kg	
75-09-2	Methylene chloride	ND	720000	460000	ug/kg	
78-93-3	Methyl ethyl ketone	ND	1200000	350000	ug/kg	
1634-04-4	Methyl Tert Butyl Ether	ND	140000	29000	ug/kg	
91-20-3	Naphthalene	350000	140000	43000	ug/kg	
103-65-1	n-Propylbenzene	ND	140000	43000	ug/kg	
100-42-5	Styrene	ND	140000	29000	ug/kg	
994-05-8	Tert-Amyl Methyl Ether	ND	140000	35000	ug/kg	
75-65-0	Tert Butyl Alcohol	ND	1200000	290000	ug/kg	
630-20-6	1,1,1,2-Tetrachloroethane	ND	140000	29000	ug/kg	
71-55-6	1,1,1-Trichloroethane	ND	140000	43000	ug/kg	
79-34-5	1,1,2,2-Tetrachloroethane	ND	140000	29000	ug/kg	
79-00-5	1,1,2-Trichloroethane	ND	140000	29000	ug/kg	
87-61-6	1,2,3-Trichlorobenzene	ND	140000	43000	ug/kg	
96-18-4	1,2,3-Trichloropropane	ND	140000	43000	ug/kg	
120-82-1	1,2,4-Trichlorobenzene	ND	140000	43000	ug/kg	
95-63-6	1,2,4-Trimethylbenzene	280000	140000	43000	ug/kg	
108-67-8	1,3,5-Trimethylbenzene	61200	140000	43000	ug/kg	J
127-18-4	Tetrachloroethylene	ND	140000	100000	ug/kg	
108-88-3	Toluene	976000	140000	43000	ug/kg	
79-01-6	Trichloroethylene	93900	140000	29000	ug/kg	J
75-69-4	Trichlorofluoromethane	ND	140000	35000	ug/kg	
75-01-4	Vinyl chloride	ND	140000	72000	ug/kg	
1330-20-7	Xylene (total)	936000	290000	120000	ug/kg	

CAS No.	Surrogate Recoveries	Run# 1	Run# 2	Limits
1868-53-7	Dibromofluoromethane	95%		60-130%
2037-26-5	Toluene-D8	97%		60-130%

ND = Not detected      MDL - Method Detection Limit  
 RL = Reporting Limit  
 E = Indicates value exceeds calibration range

J = Indicates an estimated value  
 B = Indicates analyte found in associated method blank  
 N = Indicates presumptive evidence of a compound

## Report of Analysis

<b>Client Sample ID:</b>	G19-1.0	<b>Date Sampled:</b>	08/30/11
<b>Lab Sample ID:</b>	C17723-1	<b>Date Received:</b>	08/31/11
<b>Matrix:</b>	SO - Soil	<b>Percent Solids:</b>	n/a <sup>a</sup>
<b>Method:</b>	SW846 8260B		
<b>Project:</b>	Romic Soil Investigation(Romic EPA) - 2081 Bay Road, East Palo Alto, CA		

### VOA 8260 List

CAS No.	Surrogate Recoveries	Run# 1	Run# 2	Limits
460-00-4	4-Bromofluorobenzene	100%		60-130%

(a) All results reported on wet weight basis.

ND = Not detected      MDL - Method Detection Limit  
 RL = Reporting Limit  
 E = Indicates value exceeds calibration range

J = Indicates an estimated value  
 B = Indicates analyte found in associated method blank  
 N = Indicates presumptive evidence of a compound

## Report of Analysis

<b>Client Sample ID:</b> G19-1.0	<b>Date Sampled:</b> 08/30/11
<b>Lab Sample ID:</b> C17723-1	<b>Date Received:</b> 08/31/11
<b>Matrix:</b> SO - Soil	<b>Percent Solids:</b> n/a <sup>a</sup>
<b>Project:</b> Romic Soil Investigation(Romic EPA) - 2081 Bay Road, East Palo Alto, CA	

**Metals Analysis**

Analyte	Result	RL	Units	DF	Prep	Analyzed By	Method	Prep Method
Arsenic <sup>b</sup>	16.0	3.8	mg/kg	2	09/04/11	09/07/11 RS	SW846 6010B <sup>1</sup>	SW846 3050B <sup>3</sup>
Lead <sup>b</sup>	1900	3.8	mg/kg	2	09/04/11	09/07/11 RS	SW846 6010B <sup>1</sup>	SW846 3050B <sup>3</sup>
Mercury	6.4	0.38	mg/kg	10	09/09/11	09/10/11 RW	SW846 7471A <sup>2</sup>	SW846 7471A <sup>4</sup>

- (1) Instrument QC Batch: MA2080
- (2) Instrument QC Batch: MA2085
- (3) Prep QC Batch: MP3926
- (4) Prep QC Batch: MP3951

- (a) All results reported on wet weight basis.
- (b) Elevated reporting limit(s) due to matrix interference and/or dilution required for high interfering element.

---

RL = Reporting Limit

## Report of Analysis

<b>Client Sample ID:</b>	G19-5.0	<b>Date Sampled:</b>	08/30/11
<b>Lab Sample ID:</b>	C17723-2	<b>Date Received:</b>	08/31/11
<b>Matrix:</b>	SO - Soil	<b>Percent Solids:</b>	n/a <sup>a</sup>
<b>Method:</b>	SW846 8260B	<b>Project:</b> Romic Soil Investigation(Romic EPA) - 2081 Bay Road, East Palo Alto, CA	

Run #1	File ID	DF	Analyzed	By	Prep Date	Prep Batch	Analytical Batch
Run #1	M27290.D	1	09/07/11	XB	n/a	n/a	VM865
Run #2							

Run #1	Initial Weight	Final Volume	Methanol Aliquot
Run #1	5.18 g	5.0 ml	4.0 ul
Run #2			

## VOA 8260 List

CAS No.	Compound	Result	RL	MDL	Units	Q
67-64-1	Acetone	80100	120000	24000	ug/kg	J
71-43-2	Benzene	ND	6000	1800	ug/kg	
108-86-1	Bromobenzene	ND	6000	1800	ug/kg	
74-97-5	Bromochloromethane	ND	6000	1800	ug/kg	
75-27-4	Bromodichloromethane	ND	6000	1200	ug/kg	
75-25-2	Bromoform	ND	6000	1200	ug/kg	
104-51-8	n-Butylbenzene	ND	6000	1800	ug/kg	
135-98-8	sec-Butylbenzene	ND	6000	1800	ug/kg	
98-06-6	tert-Butylbenzene	ND	6000	1800	ug/kg	
108-90-7	Chlorobenzene	ND	6000	1800	ug/kg	
75-00-3	Chloroethane	ND	6000	1800	ug/kg	
67-66-3	Chloroform	ND	6000	1800	ug/kg	
95-49-8	o-Chlorotoluene	ND	6000	1800	ug/kg	
106-43-4	p-Chlorotoluene	ND	6000	1800	ug/kg	
56-23-5	Carbon tetrachloride	ND	6000	1200	ug/kg	
75-34-3	1,1-Dichloroethane	ND	6000	1200	ug/kg	
75-35-4	1,1-Dichloroethylene	ND	6000	1800	ug/kg	
563-58-6	1,1-Dichloropropene	ND	6000	1800	ug/kg	
96-12-8	1,2-Dibromo-3-chloropropane	ND	6000	1200	ug/kg	
106-93-4	1,2-Dibromoethane	ND	6000	1200	ug/kg	
107-06-2	1,2-Dichloroethane	ND	6000	1800	ug/kg	
78-87-5	1,2-Dichloropropane	ND	6000	1800	ug/kg	
142-28-9	1,3-Dichloropropane	ND	6000	1800	ug/kg	
108-20-3	Di-Isopropyl ether	ND	6000	1800	ug/kg	
594-20-7	2,2-Dichloropropane	ND	6000	1800	ug/kg	
124-48-1	Dibromochloromethane	ND	6000	1200	ug/kg	
75-71-8	Dichlorodifluoromethane	ND	6000	1200	ug/kg	
156-59-2	cis-1,2-Dichloroethylene	ND	6000	1800	ug/kg	
10061-01-5	cis-1,3-Dichloropropene	ND	6000	1800	ug/kg	
541-73-1	m-Dichlorobenzene	ND	6000	1800	ug/kg	
95-50-1	o-Dichlorobenzene	ND	6000	1800	ug/kg	
106-46-7	p-Dichlorobenzene	ND	6000	1800	ug/kg	

ND = Not detected MDL - Method Detection Limit

RL = Reporting Limit

E = Indicates value exceeds calibration range

J = Indicates an estimated value

B = Indicates analyte found in associated method blank

N = Indicates presumptive evidence of a compound

## Report of Analysis

<b>Client Sample ID:</b>	G19-5.0	<b>Date Sampled:</b>	08/30/11
<b>Lab Sample ID:</b>	C17723-2	<b>Date Received:</b>	08/31/11
<b>Matrix:</b>	SO - Soil	<b>Percent Solids:</b>	n/a <sup>a</sup>
<b>Method:</b>	SW846 8260B	<b>Project:</b> Romc Soil Investigation(Romc EPA) - 2081 Bay Road,East Palo Alto,CA	

## VOA 8260 List

CAS No.	Compound	Result	RL	MDL	Units	Q
156-60-5	trans-1,2-Dichloroethylene	ND	6000	1800	ug/kg	
10061-02-6	trans-1,3-Dichloropropene	ND	6000	1800	ug/kg	
100-41-4	Ethylbenzene	14000	6000	1800	ug/kg	
637-92-3	Ethyl tert-Butyl Ether	ND	6000	1800	ug/kg	
591-78-6	2-Hexanone	ND	48000	6000	ug/kg	
87-68-3	Hexachlorobutadiene	ND	6000	1200	ug/kg	
98-82-8	Isopropylbenzene	ND	6000	1800	ug/kg	
99-87-6	p-Isopropyltoluene	ND	6000	1800	ug/kg	
108-10-1	4-Methyl-2-pentanone	29200	48000	18000	ug/kg	J
74-83-9	Methyl bromide	ND	6000	3000	ug/kg	
74-87-3	Methyl chloride	ND	6000	1800	ug/kg	
74-95-3	Methylene bromide	ND	6000	3000	ug/kg	
75-09-2	Methylene chloride	ND	30000	19000	ug/kg	
78-93-3	Methyl ethyl ketone	480000	48000	14000	ug/kg	
1634-04-4	Methyl Tert Butyl Ether	ND	6000	1200	ug/kg	
91-20-3	Naphthalene	2460	6000	1800	ug/kg	J
103-65-1	n-Propylbenzene	ND	6000	1800	ug/kg	
100-42-5	Styrene	ND	6000	1200	ug/kg	
994-05-8	Tert-Amyl Methyl Ether	ND	6000	1400	ug/kg	
75-65-0	Tert Butyl Alcohol	ND	48000	12000	ug/kg	
630-20-6	1,1,1,2-Tetrachloroethane	ND	6000	1200	ug/kg	
71-55-6	1,1,1-Trichloroethane	ND	6000	1800	ug/kg	
79-34-5	1,1,2,2-Tetrachloroethane	ND	6000	1200	ug/kg	
79-00-5	1,1,2-Trichloroethane	ND	6000	1200	ug/kg	
87-61-6	1,2,3-Trichlorobenzene	ND	6000	1800	ug/kg	
96-18-4	1,2,3-Trichloropropane	ND	6000	1800	ug/kg	
120-82-1	1,2,4-Trichlorobenzene	ND	6000	1800	ug/kg	
95-63-6	1,2,4-Trimethylbenzene	6840	6000	1800	ug/kg	
108-67-8	1,3,5-Trimethylbenzene	2270	6000	1800	ug/kg	J
127-18-4	Tetrachloroethylene	ND	6000	4200	ug/kg	
108-88-3	Toluene	28400	6000	1800	ug/kg	
79-01-6	Trichloroethylene	ND	6000	1200	ug/kg	
75-69-4	Trichlorofluoromethane	ND	6000	1400	ug/kg	
75-01-4	Vinyl chloride	ND	6000	3000	ug/kg	
1330-20-7	Xylene (total)	43200	12000	4800	ug/kg	

CAS No.	Surrogate Recoveries	Run# 1	Run# 2	Limits
1868-53-7	Dibromofluoromethane	98%		60-130%
2037-26-5	Toluene-D8	97%		60-130%

ND = Not detected MDL - Method Detection Limit

RL = Reporting Limit

E = Indicates value exceeds calibration range

J = Indicates an estimated value

B = Indicates analyte found in associated method blank

N = Indicates presumptive evidence of a compound

## Report of Analysis

<b>Client Sample ID:</b>	G19-5.0	<b>Date Sampled:</b>	08/30/11
<b>Lab Sample ID:</b>	C17723-2	<b>Date Received:</b>	08/31/11
<b>Matrix:</b>	SO - Soil	<b>Percent Solids:</b>	n/a <sup>a</sup>
<b>Method:</b>	SW846 8260B	<b>Project:</b> Romic Soil Investigation(Romic EPA) - 2081 Bay Road, East Palo Alto, CA	

### VOA 8260 List

CAS No.	Surrogate Recoveries	Run# 1	Run# 2	Limits
460-00-4	4-Bromofluorobenzene	104%		60-130%

(a) All results reported on wet weight basis.

ND = Not detected      MDL - Method Detection Limit  
 RL = Reporting Limit

J = Indicates an estimated value  
 B = Indicates analyte found in associated method blank  
 N = Indicates presumptive evidence of a compound

## Report of Analysis

<b>Client Sample ID:</b> G19-5.0	<b>Date Sampled:</b> 08/30/11
<b>Lab Sample ID:</b> C17723-2	<b>Date Received:</b> 08/31/11
<b>Matrix:</b> SO - Soil	<b>Percent Solids:</b> n/a <sup>a</sup>
<b>Project:</b> Romic Soil Investigation(Romic EPA) - 2081 Bay Road, East Palo Alto, CA	

### Metals Analysis

Analyte	Result	RL	Units	DF	Prep	Analyzed By	Method	Prep Method
Arsenic	5.6	1.8	mg/kg	1	09/04/11	09/07/11 RS	SW846 6010B <sup>1</sup>	SW846 3050B <sup>3</sup>
Lead	10.2	1.8	mg/kg	1	09/04/11	09/07/11 RS	SW846 6010B <sup>1</sup>	SW846 3050B <sup>3</sup>
Mercury	0.049	0.040	mg/kg	1	09/09/11	09/10/11 RW	SW846 7471A <sup>2</sup>	SW846 7471A <sup>4</sup>

(1) Instrument QC Batch: MA2077

(2) Instrument QC Batch: MA2085

(3) Prep QC Batch: MP3926

(4) Prep QC Batch: MP3951

(a) All results reported on wet weight basis.

RL = Reporting Limit

## Report of Analysis

<b>Client Sample ID:</b>	G19-10.0	<b>Date Sampled:</b>	08/30/11
<b>Lab Sample ID:</b>	C17723-3	<b>Date Received:</b>	08/31/11
<b>Matrix:</b>	SO - Soil	<b>Percent Solids:</b>	n/a <sup>a</sup>
<b>Method:</b>	SW846 8260B	<b>Project:</b> Romic Soil Investigation(Romic EPA) - 2081 Bay Road, East Palo Alto, CA	

Run #1	File ID	DF	Analyzed	By	Prep Date	Prep Batch	Analytical Batch
Run #1	M27328.D	50	09/08/11	XB	n/a	n/a	VM866
Run #2							

Run #1	Initial Weight	Final Volume	Methanol Aliquot
Run #1	5.87 g	5.0 ml	15.0 ul
Run #2			

## VOA 8260 List

CAS No.	Compound	Result	RL	MDL	Units	Q
67-64-1	Acetone	ND	140000	280000	ug/kg	
71-43-2	Benzene	ND	71000	21000	ug/kg	
108-86-1	Bromobenzene	ND	71000	21000	ug/kg	
74-97-5	Bromochloromethane	ND	71000	21000	ug/kg	
75-27-4	Bromodichloromethane	ND	71000	14000	ug/kg	
75-25-2	Bromoform	ND	71000	14000	ug/kg	
104-51-8	n-Butylbenzene	ND	71000	21000	ug/kg	
135-98-8	sec-Butylbenzene	ND	71000	21000	ug/kg	
98-06-6	tert-Butylbenzene	ND	71000	21000	ug/kg	
108-90-7	Chlorobenzene	ND	71000	21000	ug/kg	
75-00-3	Chloroethane	ND	71000	21000	ug/kg	
67-66-3	Chloroform	ND	71000	21000	ug/kg	
95-49-8	o-Chlorotoluene	ND	71000	21000	ug/kg	
106-43-4	p-Chlorotoluene	ND	71000	21000	ug/kg	
56-23-5	Carbon tetrachloride	ND	71000	14000	ug/kg	
75-34-3	1,1-Dichloroethane	ND	71000	14000	ug/kg	
75-35-4	1,1-Dichloroethylene	ND	71000	21000	ug/kg	
563-58-6	1,1-Dichloropropene	ND	71000	21000	ug/kg	
96-12-8	1,2-Dibromo-3-chloropropane	ND	71000	14000	ug/kg	
106-93-4	1,2-Dibromoethane	ND	71000	14000	ug/kg	
107-06-2	1,2-Dichloroethane	ND	71000	21000	ug/kg	
78-87-5	1,2-Dichloropropane	ND	71000	21000	ug/kg	
142-28-9	1,3-Dichloropropane	ND	71000	21000	ug/kg	
108-20-3	Di-Isopropyl ether	ND	71000	21000	ug/kg	
594-20-7	2,2-Dichloropropane	ND	71000	21000	ug/kg	
124-48-1	Dibromochloromethane	ND	71000	14000	ug/kg	
75-71-8	Dichlorodifluoromethane	ND	71000	14000	ug/kg	
156-59-2	cis-1,2-Dichloroethylene	ND	71000	21000	ug/kg	
10061-01-5	cis-1,3-Dichloropropene	ND	71000	21000	ug/kg	
541-73-1	m-Dichlorobenzene	ND	71000	21000	ug/kg	
95-50-1	o-Dichlorobenzene	ND	71000	21000	ug/kg	
106-46-7	p-Dichlorobenzene	ND	71000	21000	ug/kg	

ND = Not detected MDL - Method Detection Limit

RL = Reporting Limit

E = Indicates value exceeds calibration range

J = Indicates an estimated value

B = Indicates analyte found in associated method blank

N = Indicates presumptive evidence of a compound



## Report of Analysis

<b>Client Sample ID:</b>	G19-10.0	<b>Date Sampled:</b>	08/30/11
<b>Lab Sample ID:</b>	C17723-3	<b>Date Received:</b>	08/31/11
<b>Matrix:</b>	SO - Soil	<b>Percent Solids:</b>	n/a <sup>a</sup>
<b>Method:</b>	SW846 8260B	<b>Project:</b> Romic Soil Investigation(Romic EPA) - 2081 Bay Road,East Palo Alto,CA	

## VOA 8260 List

CAS No.	Compound	Result	RL	MDL	Units	Q
156-60-5	trans-1,2-Dichloroethylene	ND	71000	21000	ug/kg	
10061-02-6	trans-1,3-Dichloropropene	ND	71000	21000	ug/kg	
100-41-4	Ethylbenzene	59000	71000	21000	ug/kg	J
637-92-3	Ethyl tert-Butyl Ether	ND	71000	21000	ug/kg	
591-78-6	2-Hexanone	ND	570000	71000	ug/kg	
87-68-3	Hexachlorobutadiene	ND	71000	14000	ug/kg	
98-82-8	Isopropylbenzene	ND	71000	21000	ug/kg	
99-87-6	p-Isopropyltoluene	ND	71000	21000	ug/kg	
108-10-1	4-Methyl-2-pentanone	ND	570000	210000	ug/kg	
74-83-9	Methyl bromide	ND	71000	35000	ug/kg	
74-87-3	Methyl chloride	ND	71000	21000	ug/kg	
74-95-3	Methylene bromide	ND	71000	35000	ug/kg	
75-09-2	Methylene chloride	ND	350000	230000	ug/kg	
78-93-3	Methyl ethyl ketone	2110000	570000	170000	ug/kg	
1634-04-4	Methyl Tert Butyl Ether	ND	71000	14000	ug/kg	
91-20-3	Naphthalene	ND	71000	21000	ug/kg	
103-65-1	n-Propylbenzene	ND	71000	21000	ug/kg	
100-42-5	Styrene	ND	71000	14000	ug/kg	
994-05-8	Tert-Amyl Methyl Ether	ND	71000	17000	ug/kg	
75-65-0	Tert Butyl Alcohol <sup>b</sup>	ND	570000	140000	ug/kg	
630-20-6	1,1,1,2-Tetrachloroethane	ND	71000	14000	ug/kg	
71-55-6	1,1,1-Trichloroethane	ND	71000	21000	ug/kg	
79-34-5	1,1,2,2-Tetrachloroethane	ND	71000	14000	ug/kg	
79-00-5	1,1,2-Trichloroethane	ND	71000	14000	ug/kg	
87-61-6	1,2,3-Trichlorobenzene	ND	71000	21000	ug/kg	
96-18-4	1,2,3-Trichloropropane	ND	71000	21000	ug/kg	
120-82-1	1,2,4-Trichlorobenzene	ND	71000	21000	ug/kg	
95-63-6	1,2,4-Trimethylbenzene	36000	71000	21000	ug/kg	J
108-67-8	1,3,5-Trimethylbenzene	ND	71000	21000	ug/kg	
127-18-4	Tetrachloroethylene	ND	71000	50000	ug/kg	
108-88-3	Toluene	107000	71000	21000	ug/kg	
79-01-6	Trichloroethylene	50200	71000	14000	ug/kg	J
75-69-4	Trichlorofluoromethane	ND	71000	17000	ug/kg	
75-01-4	Vinyl chloride	ND	71000	35000	ug/kg	
1330-20-7	Xylene (total)	196000	140000	57000	ug/kg	

CAS No.	Surrogate Recoveries	Run# 1	Run# 2	Limits
1868-53-7	Dibromofluoromethane	104%		60-130%
2037-26-5	Toluene-D8	99%		60-130%

ND = Not detected MDL - Method Detection Limit

RL = Reporting Limit

E = Indicates value exceeds calibration range

J = Indicates an estimated value

B = Indicates analyte found in associated method blank

N = Indicates presumptive evidence of a compound

## Report of Analysis

<b>Client Sample ID:</b>	G19-10.0	<b>Date Sampled:</b>	08/30/11
<b>Lab Sample ID:</b>	C17723-3	<b>Date Received:</b>	08/31/11
<b>Matrix:</b>	SO - Soil	<b>Percent Solids:</b>	n/a <sup>a</sup>
<b>Method:</b>	SW846 8260B	<b>Project:</b> Romic Soil Investigation(Romic EPA) - 2081 Bay Road, East Palo Alto, CA	

### VOA 8260 List

CAS No.	Surrogate Recoveries	Run# 1	Run# 2	Limits
460-00-4	4-Bromofluorobenzene	106%		60-130%

- (a) All results reported on wet weight basis.
- (b) CCV outside of control limits (biased high); not detected in sample.

ND = Not detected      MDL - Method Detection Limit  
 RL = Reporting Limit  
 E = Indicates value exceeds calibration range

J = Indicates an estimated value  
 B = Indicates analyte found in associated method blank  
 N = Indicates presumptive evidence of a compound

## Report of Analysis

<b>Client Sample ID:</b> G19-10.0	<b>Date Sampled:</b> 08/30/11
<b>Lab Sample ID:</b> C17723-3	<b>Date Received:</b> 08/31/11
<b>Matrix:</b> SO - Soil	<b>Percent Solids:</b> n/a <sup>a</sup>
<b>Project:</b> Romic Soil Investigation(Romic EPA) - 2081 Bay Road, East Palo Alto, CA	

### Metals Analysis

Analyte	Result	RL	Units	DF	Prep	Analyzed By	Method	Prep Method
Arsenic	3.0	1.9	mg/kg	1	09/04/11	09/07/11 RS	SW846 6010B <sup>1</sup>	SW846 3050B <sup>3</sup>
Lead	5.3	1.9	mg/kg	1	09/04/11	09/07/11 RS	SW846 6010B <sup>1</sup>	SW846 3050B <sup>3</sup>
Mercury	< 0.040	0.040	mg/kg	1	09/09/11	09/10/11 RW	SW846 7471A <sup>2</sup>	SW846 7471A <sup>4</sup>

(1) Instrument QC Batch: MA2077

(2) Instrument QC Batch: MA2085

(3) Prep QC Batch: MP3926

(4) Prep QC Batch: MP3951

(a) All results reported on wet weight basis.

RL = Reporting Limit

## Report of Analysis

<b>Client Sample ID:</b>	F20-0.5	<b>Date Sampled:</b>	08/30/11
<b>Lab Sample ID:</b>	C17723-4	<b>Date Received:</b>	08/31/11
<b>Matrix:</b>	SO - Soil	<b>Percent Solids:</b>	n/a <sup>a</sup>
<b>Method:</b>	SW846 8260B	<b>Project:</b> Romic Soil Investigation(Romic EPA) - 2081 Bay Road, East Palo Alto, CA	

Run #1	File ID	DF	Analyzed	By	Prep Date	Prep Batch	Analytical Batch
Run #1	M27291.D	1	09/07/11	XB	n/a	n/a	VM865
Run #2							

Run #1	Initial Weight	Final Volume	Methanol Aliquot
Run #1	6.67 g	5.0 ml	100 ul
Run #2			

## VOA 8260 List

CAS No.	Compound	Result	RL	MDL	Units	Q
67-64-1	Acetone	ND	3700	750	ug/kg	
71-43-2	Benzene	131	190	56	ug/kg	J
108-86-1	Bromobenzene	ND	190	56	ug/kg	
74-97-5	Bromochloromethane	ND	190	56	ug/kg	
75-27-4	Bromodichloromethane	ND	190	37	ug/kg	
75-25-2	Bromoform	ND	190	37	ug/kg	
104-51-8	n-Butylbenzene	ND	190	56	ug/kg	
135-98-8	sec-Butylbenzene	ND	190	56	ug/kg	
98-06-6	tert-Butylbenzene	ND	190	56	ug/kg	
108-90-7	Chlorobenzene	ND	190	56	ug/kg	
75-00-3	Chloroethane	ND	190	56	ug/kg	
67-66-3	Chloroform	ND	190	56	ug/kg	
95-49-8	o-Chlorotoluene	ND	190	56	ug/kg	
106-43-4	p-Chlorotoluene	ND	190	56	ug/kg	
56-23-5	Carbon tetrachloride	ND	190	37	ug/kg	
75-34-3	1,1-Dichloroethane	ND	190	37	ug/kg	
75-35-4	1,1-Dichloroethylene	ND	190	56	ug/kg	
563-58-6	1,1-Dichloropropene	ND	190	56	ug/kg	
96-12-8	1,2-Dibromo-3-chloropropane	ND	190	37	ug/kg	
106-93-4	1,2-Dibromoethane	ND	190	37	ug/kg	
107-06-2	1,2-Dichloroethane	ND	190	56	ug/kg	
78-87-5	1,2-Dichloropropane	ND	190	56	ug/kg	
142-28-9	1,3-Dichloropropane	ND	190	56	ug/kg	
108-20-3	Di-Isopropyl ether	ND	190	56	ug/kg	
594-20-7	2,2-Dichloropropane	ND	190	56	ug/kg	
124-48-1	Dibromochloromethane	ND	190	37	ug/kg	
75-71-8	Dichlorodifluoromethane	ND	190	37	ug/kg	
156-59-2	cis-1,2-Dichloroethylene	ND	190	56	ug/kg	
10061-01-5	cis-1,3-Dichloropropene	ND	190	56	ug/kg	
541-73-1	m-Dichlorobenzene	ND	190	56	ug/kg	
95-50-1	o-Dichlorobenzene	ND	190	56	ug/kg	
106-46-7	p-Dichlorobenzene	ND	190	56	ug/kg	

ND = Not detected MDL - Method Detection Limit

RL = Reporting Limit

E = Indicates value exceeds calibration range

J = Indicates an estimated value

B = Indicates analyte found in associated method blank

N = Indicates presumptive evidence of a compound

## Report of Analysis

<b>Client Sample ID:</b>	F20-0.5	<b>Date Sampled:</b>	08/30/11
<b>Lab Sample ID:</b>	C17723-4	<b>Date Received:</b>	08/31/11
<b>Matrix:</b>	SO - Soil	<b>Percent Solids:</b>	n/a <sup>a</sup>
<b>Method:</b>	SW846 8260B		
<b>Project:</b>	Romic Soil Investigation(Romic EPA) - 2081 Bay Road, East Palo Alto, CA		

## VOA 8260 List

CAS No.	Compound	Result	RL	MDL	Units	Q
156-60-5	trans-1,2-Dichloroethylene	ND	190	56	ug/kg	
10061-02-6	trans-1,3-Dichloropropene	ND	190	56	ug/kg	
100-41-4	Ethylbenzene	1000	190	56	ug/kg	
637-92-3	Ethyl tert-Butyl Ether	ND	190	56	ug/kg	
591-78-6	2-Hexanone	ND	1500	190	ug/kg	
87-68-3	Hexachlorobutadiene	ND	190	37	ug/kg	
98-82-8	Isopropylbenzene	ND	190	56	ug/kg	
99-87-6	p-Isopropyltoluene	ND	190	56	ug/kg	
108-10-1	4-Methyl-2-pentanone	ND	1500	560	ug/kg	
74-83-9	Methyl bromide	ND	190	94	ug/kg	
74-87-3	Methyl chloride	ND	190	56	ug/kg	
74-95-3	Methylene bromide	ND	190	94	ug/kg	
75-09-2	Methylene chloride	ND	940	600	ug/kg	
78-93-3	Methyl ethyl ketone	ND	1500	450	ug/kg	
1634-04-4	Methyl Tert Butyl Ether	ND	190	37	ug/kg	
91-20-3	Naphthalene	ND	190	56	ug/kg	
103-65-1	n-Propylbenzene	ND	190	56	ug/kg	
100-42-5	Styrene	ND	190	37	ug/kg	
994-05-8	Tert-Amyl Methyl Ether	ND	190	45	ug/kg	
75-65-0	Tert Butyl Alcohol	505	1500	370	ug/kg	J
630-20-6	1,1,1,2-Tetrachloroethane	ND	190	37	ug/kg	
71-55-6	1,1,1-Trichloroethane	ND	190	56	ug/kg	
79-34-5	1,1,2,2-Tetrachloroethane	ND	190	37	ug/kg	
79-00-5	1,1,2-Trichloroethane	ND	190	37	ug/kg	
87-61-6	1,2,3-Trichlorobenzene	ND	190	56	ug/kg	
96-18-4	1,2,3-Trichloropropane	ND	190	56	ug/kg	
120-82-1	1,2,4-Trichlorobenzene	ND	190	56	ug/kg	
95-63-6	1,2,4-Trimethylbenzene	84.1	190	56	ug/kg	J
108-67-8	1,3,5-Trimethylbenzene	ND	190	56	ug/kg	
127-18-4	Tetrachloroethylene	ND	190	130	ug/kg	
108-88-3	Toluene	67.6	190	56	ug/kg	J
79-01-6	Trichloroethylene	ND	190	37	ug/kg	
75-69-4	Trichlorofluoromethane	ND	190	45	ug/kg	
75-01-4	Vinyl chloride	ND	190	94	ug/kg	
1330-20-7	Xylene (total)	2790	370	150	ug/kg	

CAS No.	Surrogate Recoveries	Run# 1	Run# 2	Limits
1868-53-7	Dibromofluoromethane	94%		60-130%
2037-26-5	Toluene-D8	99%		60-130%

ND = Not detected MDL - Method Detection Limit

RL = Reporting Limit

E = Indicates value exceeds calibration range

J = Indicates an estimated value

B = Indicates analyte found in associated method blank

N = Indicates presumptive evidence of a compound

## Report of Analysis

<b>Client Sample ID:</b> F20-0.5	
<b>Lab Sample ID:</b> C17723-4	<b>Date Sampled:</b> 08/30/11
<b>Matrix:</b> SO - Soil	<b>Date Received:</b> 08/31/11
<b>Method:</b> SW846 8260B	<b>Percent Solids:</b> n/a <sup>a</sup>
<b>Project:</b> Romic Soil Investigation(Romic EPA) - 2081 Bay Road, East Palo Alto, CA	

### VOA 8260 List

CAS No.	Surrogate Recoveries	Run# 1	Run# 2	Limits
460-00-4	4-Bromofluorobenzene	102%		60-130%

(a) All results reported on wet weight basis.

ND = Not detected      MDL - Method Detection Limit  
 RL = Reporting Limit  
 E = Indicates value exceeds calibration range

J = Indicates an estimated value  
 B = Indicates analyte found in associated method blank  
 N = Indicates presumptive evidence of a compound

## Report of Analysis

<b>Client Sample ID:</b>	F20-0.5	<b>Date Sampled:</b>	08/30/11
<b>Lab Sample ID:</b>	C17723-4	<b>Date Received:</b>	08/31/11
<b>Matrix:</b>	SO - Soil	<b>Percent Solids:</b>	n/a <sup>a</sup>
<b>Method:</b>	SW846 8270C SW846 3550B	<b>Project:</b> Romic Soil Investigation(Romic EPA) - 2081 Bay Road, East Palo Alto, CA	

Run #	File ID	DF	Analyzed	By	Prep Date	Prep Batch	Analytical Batch
Run #1 <sup>b</sup>	Y9475.D	2	09/02/11	MT	09/01/11	OP4521	EY453
Run #2							

Run #	Initial Weight	Final Volume
Run #1	10.0 g	1.0 ml
Run #2		

## ABN Full List

CAS No.	Compound	Result	RL	MDL	Units	Q
65-85-0	Benzoic acid	ND	2000	1800	ug/kg	
95-57-8	2-Chlorophenol	ND	2000	1400	ug/kg	
59-50-7	4-Chloro-3-methyl phenol	ND	1000	840	ug/kg	
120-83-2	2,4-Dichlorophenol	ND	1000	280	ug/kg	
105-67-9	2,4-Dimethylphenol	ND	1000	300	ug/kg	
51-28-5	2,4-Dinitrophenol	ND	5000	1700	ug/kg	
534-52-1	4,6-Dinitro-o-cresol	ND	4000	2100	ug/kg	
95-48-7	2-Methylphenol	ND	1000	340	ug/kg	
	3&4-Methylphenol	ND	1000	300	ug/kg	
88-75-5	2-Nitrophenol	ND	1000	260	ug/kg	
100-02-7	4-Nitrophenol	ND	4000	2500	ug/kg	
87-86-5	Pentachlorophenol	ND	1000	840	ug/kg	
108-95-2	Phenol	ND	4000	2600	ug/kg	
95-95-4	2,4,5-Trichlorophenol	ND	1000	240	ug/kg	
88-06-2	2,4,6-Trichlorophenol	ND	1000	320	ug/kg	
83-32-9	Acenaphthene	ND	2000	1000	ug/kg	
208-96-8	Acenaphthylene	ND	1000	400	ug/kg	
62-53-3	Aniline	ND	1000	280	ug/kg	
120-12-7	Anthracene	ND	1000	200	ug/kg	
103-33-3	Azobenzene	ND	1000	340	ug/kg	
92-87-5	Benzidine	ND	5000	1500	ug/kg	
56-55-3	Benzo(a)anthracene	ND	1000	140	ug/kg	
50-32-8	Benzo(a)pyrene	ND	1000	180	ug/kg	
205-99-2	Benzo(b)fluoranthene	ND	1000	120	ug/kg	
191-24-2	Benzo(g,h,i)perylene	ND	1000	300	ug/kg	
207-08-9	Benzo(k)fluoranthene	ND	1000	240	ug/kg	
101-55-3	4-Bromophenyl phenyl ether	ND	1000	300	ug/kg	
85-68-7	Butyl benzyl phthalate	ND	1000	220	ug/kg	
100-51-6	Benzyl Alcohol	ND	2000	320	ug/kg	
91-58-7	2-Chloronaphthalene	ND	1000	360	ug/kg	
106-47-8	4-Chloroaniline	ND	1000	280	ug/kg	
86-74-8	Carbazole	ND	1000	160	ug/kg	

ND = Not detected MDL - Method Detection Limit

RL = Reporting Limit

E = Indicates value exceeds calibration range

J = Indicates an estimated value

B = Indicates analyte found in associated method blank

N = Indicates presumptive evidence of a compound

## Report of Analysis

<b>Client Sample ID:</b>	F20-0.5	<b>Date Sampled:</b>	08/30/11
<b>Lab Sample ID:</b>	C17723-4	<b>Date Received:</b>	08/31/11
<b>Matrix:</b>	SO - Soil	<b>Percent Solids:</b>	n/a <sup>a</sup>
<b>Method:</b>	SW846 8270C SW846 3550B		
<b>Project:</b>	Romic Soil Investigation(Romic EPA) - 2081 Bay Road,East Palo Alto,CA		

## ABN Full List

CAS No.	Compound	Result	RL	MDL	Units	Q
218-01-9	Chrysene	ND	1000	200	ug/kg	
111-91-1	bis(2-Chloroethoxy)methane	ND	1000	360	ug/kg	
111-44-4	bis(2-Chloroethyl)ether	ND	1000	460	ug/kg	
108-60-1	bis(2-Chloroisopropyl)ether	ND	1000	540	ug/kg	
7005-72-3	4-Chlorophenyl phenyl ether	ND	1000	380	ug/kg	
95-50-1	1,2-Dichlorobenzene	ND	1000	320	ug/kg	
541-73-1	1,3-Dichlorobenzene	ND	1000	300	ug/kg	
106-46-7	1,4-Dichlorobenzene	ND	1000	840	ug/kg	
121-14-2	2,4-Dinitrotoluene	ND	1000	920	ug/kg	
606-20-2	2,6-Dinitrotoluene	ND	2000	640	ug/kg	
91-94-1	3,3'-Dichlorobenzidine	ND	5000	280	ug/kg	
53-70-3	Dibenzo(a,h)anthracene	ND	1000	260	ug/kg	
132-64-9	Dibenzofuran	ND	1000	320	ug/kg	
122-39-4	Diphenylamine	ND	1000	240	ug/kg	
84-74-2	Di-n-butyl phthalate	ND	1000	200	ug/kg	
117-84-0	Di-n-octyl phthalate	ND	1000	260	ug/kg	
84-66-2	Diethyl phthalate	ND	1000	340	ug/kg	
131-11-3	Dimethyl phthalate	ND	1000	360	ug/kg	
117-81-7	bis(2-Ethylhexyl)phthalate	966	1000	440	ug/kg	J
206-44-0	Fluoranthene	ND	1000	200	ug/kg	
86-73-7	Fluorene	ND	1000	360	ug/kg	
118-74-1	Hexachlorobenzene	ND	1000	260	ug/kg	
87-68-3	Hexachlorobutadiene	ND	1000	380	ug/kg	
77-47-4	Hexachlorocyclopentadiene	ND	1000	280	ug/kg	
67-72-1	Hexachloroethane	ND	1000	320	ug/kg	
193-39-5	Indeno(1,2,3-cd)pyrene	ND	1000	280	ug/kg	
78-59-1	Isophorone	ND	1000	340	ug/kg	
90-12-0	1-Methylnaphthalene	ND	1000	320	ug/kg	
91-57-6	2-Methylnaphthalene	ND	1000	320	ug/kg	
88-74-4	2-Nitroaniline	ND	1000	240	ug/kg	
99-09-2	3-Nitroaniline	ND	1000	240	ug/kg	
100-01-6	4-Nitroaniline	ND	1000	600	ug/kg	
91-20-3	Naphthalene	ND	1000	340	ug/kg	
98-95-3	Nitrobenzene	ND	1000	320	ug/kg	
62-75-9	N-Nitrosodimethylamine	ND	10000	4400	ug/kg	
621-64-7	N-Nitroso-di-n-propylamine	ND	2000	1100	ug/kg	
85-01-8	Phenanthrene	ND	1000	220	ug/kg	
129-00-0	Pyrene	ND	2000	1400	ug/kg	
110-86-1	Pyridine	ND	4000	440	ug/kg	
120-82-1	1,2,4-Trichlorobenzene	ND	1000	680	ug/kg	

ND = Not detected MDL - Method Detection Limit

RL = Reporting Limit

E = Indicates value exceeds calibration range

J = Indicates an estimated value

B = Indicates analyte found in associated method blank

N = Indicates presumptive evidence of a compound



## Report of Analysis

<b>Client Sample ID:</b> F20-0.5		<b>Date Sampled:</b> 08/30/11
<b>Lab Sample ID:</b> C17723-4		<b>Date Received:</b> 08/31/11
<b>Matrix:</b> SO - Soil		<b>Percent Solids:</b> n/a <sup>a</sup>
<b>Method:</b> SW846 8270C SW846 3550B		
<b>Project:</b> Romic Soil Investigation(Romic EPA) - 2081 Bay Road, East Palo Alto, CA		

**ABN Full List**

CAS No.	Surrogate Recoveries	Run# 1	Run# 2	Limits
367-12-4	2-Fluorophenol	34%		20-100%
4165-62-2	Phenol-d5	37%		20-100%
118-79-6	2,4,6-Tribromophenol	91%		30-100%
4165-60-0	Nitrobenzene-d5	33%		20-100%
321-60-8	2-Fluorobiphenyl	36%		20-106%
1718-51-0	Terphenyl-d14	111%		55-130%

- (a) All results reported on wet weight basis.
- (b) Dilution required due to matrix interference; non-target hydrocarbons.

---

ND = Not detected	MDL - Method Detection Limit	J = Indicates an estimated value
RL = Reporting Limit		B = Indicates analyte found in associated method blank
E = Indicates value exceeds calibration range		N = Indicates presumptive evidence of a compound

## Report of Analysis

<b>Client Sample ID:</b> F20-0.5	<b>Date Sampled:</b> 08/30/11
<b>Lab Sample ID:</b> C17723-4	<b>Date Received:</b> 08/31/11
<b>Matrix:</b> SO - Soil	<b>Percent Solids:</b> n/a <sup>a</sup>
<b>Method:</b> SW846 8015B	
<b>Project:</b> Romic Soil Investigation(Romic EPA) - 2081 Bay Road, East Palo Alto, CA	

Run #	File ID	DF	Analyzed	By	Prep Date	Prep Batch	Analytical Batch
Run #1	JK22536.D	1	09/08/11	TT	n/a	n/a	GJK928
Run #2							

Run #	Initial Weight	Final Volume	Methanol Aliquot
Run #1	6.67 g	5.0 ml	100 ul
Run #2			

### TPH Volatiles

CAS No.	Compound	Result	RL	MDL	Units	Q
	TPH-GRO (C6-C10)	11.8	3.7	1.9	mg/kg	
CAS No.	Surrogate Recoveries	Run# 1	Run# 2	Limits		
98-08-8	aaa-Trifluorotoluene	92%		60-157%		

(a) All results reported on wet weight basis.

ND = Not detected      MDL - Method Detection Limit  
 RL = Reporting Limit  
 E = Indicates value exceeds calibration range

J = Indicates an estimated value  
 B = Indicates analyte found in associated method blank  
 N = Indicates presumptive evidence of a compound

## Report of Analysis

<b>Client Sample ID:</b>	F20-0.5	<b>Date Sampled:</b>	08/30/11
<b>Lab Sample ID:</b>	C17723-4	<b>Date Received:</b>	08/31/11
<b>Matrix:</b>	SO - Soil	<b>Percent Solids:</b>	n/a <sup>a</sup>
<b>Method:</b>	SW846 8081A SW846 3545A	<b>Project:</b> Romic Soil Investigation(Romic EPA) - 2081 Bay Road, East Palo Alto, CA	

Run #	File ID	DF	Analyzed	By	Prep Date	Prep Batch	Analytical Batch
Run #1 <sup>b</sup>	OO24362.D	20	09/06/11	RV	09/01/11	OP4516	G00768
Run #2							

Run #	Initial Weight	Final Volume
Run #1	10.1 g	10.0 ml
Run #2		

## Pesticide PPL List

CAS No.	Compound	Result	RL	MDL	Units	Q
309-00-2	Aldrin	ND	200	24	ug/kg	
319-84-6	alpha-BHC	ND	200	22	ug/kg	
319-85-7	beta-BHC	ND	200	48	ug/kg	
319-86-8	delta-BHC	ND	200	24	ug/kg	
58-89-9	gamma-BHC (Lindane)	ND	200	24	ug/kg	
12789-03-6	Chlordane	ND	2000	2000	ug/kg	
60-57-1	Dieldrin	ND	200	36	ug/kg	
72-54-8	4,4' -DDD	ND	200	42	ug/kg	
72-55-9	4,4' -DDE	ND	200	36	ug/kg	
50-29-3	4,4' -DDT	ND	200	30	ug/kg	
72-20-8	Endrin	ND	200	36	ug/kg	
7421-93-4	Endrin aldehyde	ND	200	36	ug/kg	
959-98-8	Endosulfan-I	ND	200	34	ug/kg	
33213-65-9	Endosulfan-II	ND	200	36	ug/kg	
1031-07-8	Endosulfan sulfate	ND	200	34	ug/kg	
76-44-8	Heptachlor	ND	200	28	ug/kg	
1024-57-3	Heptachlor epoxide	ND	200	30	ug/kg	
72-43-5	Methoxychlor	ND	200	32	ug/kg	
8001-35-2	Toxaphene	ND	2000	2000	ug/kg	

CAS No.	Surrogate Recoveries	Run# 1	Run# 2	Limits
877-09-8	Tetrachloro-m-xylene	70%		35-132%
877-09-8	Tetrachloro-m-xylene	70%		35-132%
2051-24-3	Decachlorobiphenyl	165% <sup>c</sup>		35-132%
2051-24-3	Decachlorobiphenyl	186% <sup>c</sup>		35-132%

(a) All results reported on wet weight basis.

(b) Reporting limits raised due to high concentration of non-target compounds (hydrocarbons).

(c) Surrogate outside control limits due to matrix interference.

ND = Not detected MDL - Method Detection Limit

RL = Reporting Limit

E = Indicates value exceeds calibration range

J = Indicates an estimated value

B = Indicates analyte found in associated method blank

N = Indicates presumptive evidence of a compound

## Report of Analysis

<b>Client Sample ID:</b> F20-0.5		<b>Date Sampled:</b> 08/30/11
<b>Lab Sample ID:</b> C17723-4		<b>Date Received:</b> 08/31/11
<b>Matrix:</b> SO - Soil		<b>Percent Solids:</b> n/a <sup>a</sup>
<b>Method:</b> SW846 8082 SW846 3550B		
<b>Project:</b> Romic Soil Investigation(Romic EPA) - 2081 Bay Road, East Palo Alto, CA		

Run #1	File ID	DF	Analyzed	By	Prep Date	Prep Batch	Analytical Batch
Run #1	OO24445.D	1	09/08/11	RV	09/07/11	OP4552	G00771
Run #2							

Run #1	Initial Weight	Final Volume
Run #1	1.00 g	10.0 ml
Run #2		

**PCB List**

CAS No.	Compound	Result	RL	MDL	Units	Q
12674-11-2	Aroclor 1016	ND	1000	170	ug/kg	
11104-28-2	Aroclor 1221	ND	1000	500	ug/kg	
11141-16-5	Aroclor 1232	ND	1000	500	ug/kg	
53469-21-9	Aroclor 1242	ND	1000	500	ug/kg	
12672-29-6	Aroclor 1248	ND	1000	500	ug/kg	
11097-69-1	Aroclor 1254	ND	1000	500	ug/kg	
11096-82-5	Aroclor 1260	ND	1000	200	ug/kg	

CAS No.	Surrogate Recoveries	Run# 1	Run# 2	Limits
877-09-8	Tetrachloro-m-xylene	65%		45-108%
877-09-8	Tetrachloro-m-xylene	68%		45-108%
2051-24-3	Decachlorobiphenyl	98%		54-121%
2051-24-3	Decachlorobiphenyl	89%		54-121%

(a) All results reported on wet weight basis.

ND = Not detected      MDL - Method Detection Limit  
 RL = Reporting Limit  
 E = Indicates value exceeds calibration range

J = Indicates an estimated value  
 B = Indicates analyte found in associated method blank  
 N = Indicates presumptive evidence of a compound

## Report of Analysis

<b>Client Sample ID:</b> F20-0.5	<b>Date Sampled:</b> 08/30/11
<b>Lab Sample ID:</b> C17723-4	<b>Date Received:</b> 08/31/11
<b>Matrix:</b> SO - Soil	<b>Percent Solids:</b> n/a <sup>a</sup>
<b>Method:</b> SW846 8015B M SW846 3545A	
<b>Project:</b> Romic Soil Investigation(Romic EPA) - 2081 Bay Road, East Palo Alto, CA	

	File ID	DF	Analyzed	By	Prep Date	Prep Batch	Analytical Batch
Run #1	HH16804.D	1	09/07/11	JH	09/02/11	OP4524	GHH559
Run #2							

	Initial Weight	Final Volume
Run #1	10.1 g	1.0 ml
Run #2		

### TPH Extractable w/ Silica Gel Cleanup

CAS No.	Compound	Result	RL	MDL	Units	Q
	TPH (C10-C28)	31.9	9.9	5.0	mg/kg	
	TPH (> C28-C40)	91.6	20	9.9	mg/kg	

CAS No.	Surrogate Recoveries	Run# 1	Run# 2	Limits
630-01-3	Hexacosane	88%		45-140%

(a) All results reported on wet weight basis.

ND = Not detected      MDL - Method Detection Limit  
 RL = Reporting Limit  
 E = Indicates value exceeds calibration range

J = Indicates an estimated value  
 B = Indicates analyte found in associated method blank  
 N = Indicates presumptive evidence of a compound

## Report of Analysis

<b>Client Sample ID:</b> F20-0.5	<b>Date Sampled:</b> 08/30/11
<b>Lab Sample ID:</b> C17723-4	<b>Date Received:</b> 08/31/11
<b>Matrix:</b> SO - Soil	<b>Percent Solids:</b> n/a <sup>a</sup>
<b>Project:</b> Romic Soil Investigation(Romic EPA) - 2081 Bay Road,East Palo Alto,CA	

## Metals Analysis

Analyte	Result	RL	Units	DF	Prep	Analyzed By	Method	Prep Method
Antimony	2.5	1.9	mg/kg	1	09/04/11	09/07/11 RS	SW846 6010B <sup>1</sup>	SW846 3050B <sup>4</sup>
Arsenic	3.0	1.9	mg/kg	1	09/04/11	09/07/11 RS	SW846 6010B <sup>1</sup>	SW846 3050B <sup>4</sup>
Barium	132	19	mg/kg	1	09/04/11	09/07/11 RS	SW846 6010B <sup>1</sup>	SW846 3050B <sup>4</sup>
Beryllium	< 0.93	0.93	mg/kg	1	09/04/11	09/07/11 RS	SW846 6010B <sup>2</sup>	SW846 3050B <sup>4</sup>
Cadmium	< 0.93	0.93	mg/kg	1	09/04/11	09/07/11 RS	SW846 6010B <sup>1</sup>	SW846 3050B <sup>4</sup>
Chromium	53.5	0.93	mg/kg	1	09/04/11	09/07/11 RS	SW846 6010B <sup>1</sup>	SW846 3050B <sup>4</sup>
Cobalt	16.4	0.93	mg/kg	1	09/04/11	09/07/11 RS	SW846 6010B <sup>1</sup>	SW846 3050B <sup>4</sup>
Copper	35.7	2.3	mg/kg	1	09/04/11	09/07/11 RS	SW846 6010B <sup>1</sup>	SW846 3050B <sup>4</sup>
Lead	26.7	1.9	mg/kg	1	09/04/11	09/07/11 RS	SW846 6010B <sup>1</sup>	SW846 3050B <sup>4</sup>
Mercury	0.041	0.041	mg/kg	1	09/09/11	09/10/11 RW	SW846 7471A <sup>3</sup>	SW846 7471A <sup>5</sup>
Molybdenum	< 1.9	1.9	mg/kg	1	09/04/11	09/07/11 RS	SW846 6010B <sup>1</sup>	SW846 3050B <sup>4</sup>
Nickel	45.5	0.93	mg/kg	1	09/04/11	09/07/11 RS	SW846 6010B <sup>1</sup>	SW846 3050B <sup>4</sup>
Selenium <sup>b</sup>	< 3.8	3.8	mg/kg	1	09/04/11	09/07/11 RS	SW846 6010B <sup>1</sup>	SW846 3050B <sup>4</sup>
Silver	< 0.93	0.93	mg/kg	1	09/04/11	09/07/11 RS	SW846 6010B <sup>1</sup>	SW846 3050B <sup>4</sup>
Thallium	< 1.9	1.9	mg/kg	1	09/04/11	09/07/11 RS	SW846 6010B <sup>1</sup>	SW846 3050B <sup>4</sup>
Vanadium	66.3	0.93	mg/kg	1	09/04/11	09/07/11 RS	SW846 6010B <sup>1</sup>	SW846 3050B <sup>4</sup>
Zinc	72.2	1.9	mg/kg	1	09/04/11	09/07/11 RS	SW846 6010B <sup>1</sup>	SW846 3050B <sup>4</sup>

- (1) Instrument QC Batch: MA2077  
(2) Instrument QC Batch: MA2080  
(3) Instrument QC Batch: MA2085  
(4) Prep QC Batch: MP3926  
(5) Prep QC Batch: MP3951

- (a) All results reported on wet weight basis.  
(b) Elevated reporting limit(s) due to matrix interference and/or dilution required for high interfering element.

RL = Reporting Limit

## Report of Analysis

<b>Client Sample ID:</b>	F20-5.0	<b>Date Sampled:</b>	08/30/11
<b>Lab Sample ID:</b>	C17723-5	<b>Date Received:</b>	08/31/11
<b>Matrix:</b>	SO - Soil	<b>Percent Solids:</b>	n/a <sup>a</sup>
<b>Method:</b>	SW846 8260B	<b>Project:</b> Romic Soil Investigation(Romic EPA) - 2081 Bay Road, East Palo Alto, CA	

Run #1	File ID	DF	Analyzed	By	Prep Date	Prep Batch	Analytical Batch
Run #1	M27374.D	1	09/09/11	XB	n/a	n/a	VM869
Run #2							

Run #1	Initial Weight	Final Volume	Methanol Aliquot
Run #1	5.59 g	5.0 ml	0.50 ul
Run #2			

## VOA 8260 List

CAS No.	Compound	Result	RL	MDL	Units	Q
67-64-1	Acetone	ND	890000	180000	ug/kg	
71-43-2	Benzene	98200	45000	13000	ug/kg	
108-86-1	Bromobenzene	ND	45000	13000	ug/kg	
74-97-5	Bromochloromethane	ND	45000	13000	ug/kg	
75-27-4	Bromodichloromethane	ND	45000	8900	ug/kg	
75-25-2	Bromoform	ND	45000	8900	ug/kg	
104-51-8	n-Butylbenzene	34400	45000	13000	ug/kg	J
135-98-8	sec-Butylbenzene	13800	45000	13000	ug/kg	J
98-06-6	tert-Butylbenzene	ND	45000	13000	ug/kg	
108-90-7	Chlorobenzene	ND	45000	13000	ug/kg	
75-00-3	Chloroethane	ND	45000	13000	ug/kg	
67-66-3	Chloroform	ND	45000	13000	ug/kg	
95-49-8	o-Chlorotoluene	ND	45000	13000	ug/kg	
106-43-4	p-Chlorotoluene	ND	45000	13000	ug/kg	
56-23-5	Carbon tetrachloride	ND	45000	8900	ug/kg	
75-34-3	1,1-Dichloroethane	ND	45000	8900	ug/kg	
75-35-4	1,1-Dichloroethylene	ND	45000	13000	ug/kg	
563-58-6	1,1-Dichloropropene	ND	45000	13000	ug/kg	
96-12-8	1,2-Dibromo-3-chloropropane	ND	45000	8900	ug/kg	
106-93-4	1,2-Dibromoethane	ND	45000	8900	ug/kg	
107-06-2	1,2-Dichloroethane	ND	45000	13000	ug/kg	
78-87-5	1,2-Dichloropropane	ND	45000	13000	ug/kg	
142-28-9	1,3-Dichloropropane	ND	45000	13000	ug/kg	
108-20-3	Di-Isopropyl ether	ND	45000	13000	ug/kg	
594-20-7	2,2-Dichloropropane	ND	45000	13000	ug/kg	
124-48-1	Dibromochloromethane	ND	45000	8900	ug/kg	
75-71-8	Dichlorodifluoromethane	ND	45000	8900	ug/kg	
156-59-2	cis-1,2-Dichloroethylene	ND	45000	13000	ug/kg	
10061-01-5	cis-1,3-Dichloropropene	ND	45000	13000	ug/kg	
541-73-1	m-Dichlorobenzene	ND	45000	13000	ug/kg	
95-50-1	o-Dichlorobenzene	ND	45000	13000	ug/kg	
106-46-7	p-Dichlorobenzene	ND	45000	13000	ug/kg	

ND = Not detected MDL - Method Detection Limit

RL = Reporting Limit

E = Indicates value exceeds calibration range

J = Indicates an estimated value

B = Indicates analyte found in associated method blank

N = Indicates presumptive evidence of a compound

## Report of Analysis

<b>Client Sample ID:</b>	F20-5.0	<b>Date Sampled:</b>	08/30/11
<b>Lab Sample ID:</b>	C17723-5	<b>Date Received:</b>	08/31/11
<b>Matrix:</b>	SO - Soil	<b>Percent Solids:</b>	n/a <sup>a</sup>
<b>Method:</b>	SW846 8260B	<b>Project:</b> Romic Soil Investigation(Romic EPA) - 2081 Bay Road,East Palo Alto,CA	

### VOA 8260 List

CAS No.	Compound	Result	RL	MDL	Units	Q
156-60-5	trans-1,2-Dichloroethylene	ND	45000	13000	ug/kg	
10061-02-6	trans-1,3-Dichloropropene	ND	45000	13000	ug/kg	
100-41-4	Ethylbenzene	712000	45000	13000	ug/kg	
637-92-3	Ethyl tert-Butyl Ether	ND	45000	13000	ug/kg	
591-78-6	2-Hexanone	ND	360000	45000	ug/kg	
87-68-3	Hexachlorobutadiene	ND	45000	8900	ug/kg	
98-82-8	Isopropylbenzene	21600	45000	13000	ug/kg	J
99-87-6	p-Isopropyltoluene	13200	45000	13000	ug/kg	J
108-10-1	4-Methyl-2-pentanone	319000	360000	130000	ug/kg	J
74-83-9	Methyl bromide	ND	45000	22000	ug/kg	
74-87-3	Methyl chloride	ND	45000	13000	ug/kg	
74-95-3	Methylene bromide	ND	45000	22000	ug/kg	
75-09-2	Methylene chloride	ND	220000	140000	ug/kg	
78-93-3	Methyl ethyl ketone	2540000	360000	110000	ug/kg	
1634-04-4	Methyl Tert Butyl Ether	ND	45000	8900	ug/kg	
91-20-3	Naphthalene	52300	45000	13000	ug/kg	
103-65-1	n-Propylbenzene	59500	45000	13000	ug/kg	
100-42-5	Styrene	304000	45000	8900	ug/kg	
994-05-8	Tert-Amyl Methyl Ether	ND	45000	11000	ug/kg	
75-65-0	Tert Butyl Alcohol	ND	360000	89000	ug/kg	
630-20-6	1,1,1,2-Tetrachloroethane	ND	45000	8900	ug/kg	
71-55-6	1,1,1-Trichloroethane	ND	45000	13000	ug/kg	
79-34-5	1,1,2,2-Tetrachloroethane	ND	45000	8900	ug/kg	
79-00-5	1,1,2-Trichloroethane	ND	45000	8900	ug/kg	
87-61-6	1,2,3-Trichlorobenzene	ND	45000	13000	ug/kg	
96-18-4	1,2,3-Trichloropropane	ND	45000	13000	ug/kg	
120-82-1	1,2,4-Trichlorobenzene	ND	45000	13000	ug/kg	
95-63-6	1,2,4-Trimethylbenzene	295000	45000	13000	ug/kg	
108-67-8	1,3,5-Trimethylbenzene	106000	45000	13000	ug/kg	
127-18-4	Tetrachloroethylene	ND	45000	31000	ug/kg	
108-88-3	Toluene	1340000	45000	13000	ug/kg	E
79-01-6	Trichloroethylene	64100	45000	8900	ug/kg	
75-69-4	Trichlorofluoromethane	ND	45000	11000	ug/kg	
75-01-4	Vinyl chloride	ND	45000	22000	ug/kg	
1330-20-7	Xylene (total)	2060000	89000	36000	ug/kg	

CAS No.	Surrogate Recoveries	Run# 1	Run# 2	Limits
1868-53-7	Dibromofluoromethane	94%		60-130%
2037-26-5	Toluene-D8	105%		60-130%

ND = Not detected      MDL - Method Detection Limit  
 RL = Reporting Limit

J = Indicates an estimated value  
 B = Indicates analyte found in associated method blank  
 N = Indicates presumptive evidence of a compound



## Report of Analysis

<b>Client Sample ID:</b>	F20-5.0	<b>Date Sampled:</b>	08/30/11
<b>Lab Sample ID:</b>	C17723-5	<b>Date Received:</b>	08/31/11
<b>Matrix:</b>	SO - Soil	<b>Percent Solids:</b>	n/a <sup>a</sup>
<b>Method:</b>	SW846 8260B	<b>Project:</b> Romic Soil Investigation(Romic EPA) - 2081 Bay Road, East Palo Alto, CA	

### VOA 8260 List

CAS No.	Surrogate Recoveries	Run# 1	Run# 2	Limits
460-00-4	4-Bromofluorobenzene	100%		60-130%

(a) All results reported on wet weight basis.

ND = Not detected      MDL - Method Detection Limit  
 RL = Reporting Limit  
 E = Indicates value exceeds calibration range

J = Indicates an estimated value  
 B = Indicates analyte found in associated method blank  
 N = Indicates presumptive evidence of a compound

## Report of Analysis

<b>Client Sample ID:</b> F20-5.0	
<b>Lab Sample ID:</b> C17723-5	<b>Date Sampled:</b> 08/30/11
<b>Matrix:</b> SO - Soil	<b>Date Received:</b> 08/31/11
<b>Method:</b> SW846 8270C SW846 3550B	<b>Percent Solids:</b> n/a <sup>a</sup>
<b>Project:</b> Romic Soil Investigation(Romic EPA) - 2081 Bay Road, East Palo Alto, CA	

Run #	File ID	DF	Analyzed	By	Prep Date	Prep Batch	Analytical Batch
Run #1	Y9476.D	20	09/02/11	MT	09/01/11	OP4521	EY453
Run #2	Y9484.D	100	09/02/11	MT	09/01/11	OP4521	EY453

Run #	Initial Weight	Final Volume
Run #1	10.0 g	1.0 ml
Run #2	10.0 g	1.0 ml

### ABN Full List

CAS No.	Compound	Result	RL	MDL	Units	Q
65-85-0	Benzoic acid	ND	20000	18000	ug/kg	
95-57-8	2-Chlorophenol	ND	20000	14000	ug/kg	
59-50-7	4-Chloro-3-methyl phenol	ND	10000	8400	ug/kg	
120-83-2	2,4-Dichlorophenol	ND	10000	2800	ug/kg	
105-67-9	2,4-Dimethylphenol	ND	10000	3000	ug/kg	
51-28-5	2,4-Dinitrophenol	ND	50000	17000	ug/kg	
534-52-1	4,6-Dinitro-o-cresol	ND	40000	21000	ug/kg	
95-48-7	2-Methylphenol	ND	10000	3400	ug/kg	
	3&4-Methylphenol	ND	10000	3000	ug/kg	
88-75-5	2-Nitrophenol	ND	10000	2600	ug/kg	
100-02-7	4-Nitrophenol	ND	40000	25000	ug/kg	
87-86-5	Pentachlorophenol	ND	10000	8400	ug/kg	
108-95-2	Phenol	ND	40000	26000	ug/kg	
95-95-4	2,4,5-Trichlorophenol	ND	10000	2400	ug/kg	
88-06-2	2,4,6-Trichlorophenol	ND	10000	3200	ug/kg	
83-32-9	Acenaphthene	ND	20000	10000	ug/kg	
208-96-8	Acenaphthylene	ND	10000	4000	ug/kg	
62-53-3	Aniline	ND	10000	2800	ug/kg	
120-12-7	Anthracene	ND	10000	2000	ug/kg	
103-33-3	Azobenzene	ND	10000	3400	ug/kg	
92-87-5	Benzidine	ND	50000	15000	ug/kg	
56-55-3	Benzo(a)anthracene	ND	10000	1400	ug/kg	
50-32-8	Benzo(a)pyrene	ND	10000	1800	ug/kg	
205-99-2	Benzo(b)fluoranthene	ND	10000	1200	ug/kg	
191-24-2	Benzo(g,h,i)perylene	ND	10000	3000	ug/kg	
207-08-9	Benzo(k)fluoranthene	ND	10000	2400	ug/kg	
101-55-3	4-Bromophenyl phenyl ether	ND	10000	3000	ug/kg	
85-68-7	Butyl benzyl phthalate	9660	10000	2200	ug/kg	J
100-51-6	Benzyl Alcohol	ND	20000	3200	ug/kg	
91-58-7	2-Chloronaphthalene	ND	10000	3600	ug/kg	
106-47-8	4-Chloroaniline	ND	10000	2800	ug/kg	
86-74-8	Carbazole	ND	10000	1600	ug/kg	

ND = Not detected      MDL - Method Detection Limit

RL = Reporting Limit

E = Indicates value exceeds calibration range

J = Indicates an estimated value

B = Indicates analyte found in associated method blank

N = Indicates presumptive evidence of a compound

## Report of Analysis

<b>Client Sample ID:</b>	F20-5.0	<b>Date Sampled:</b>	08/30/11
<b>Lab Sample ID:</b>	C17723-5	<b>Date Received:</b>	08/31/11
<b>Matrix:</b>	SO - Soil	<b>Percent Solids:</b>	n/a <sup>a</sup>
<b>Method:</b>	SW846 8270C SW846 3550B	<b>Project:</b> Romic Soil Investigation(Romic EPA) - 2081 Bay Road,East Palo Alto,CA	

## ABN Full List

CAS No.	Compound	Result	RL	MDL	Units	Q
218-01-9	Chrysene	ND	10000	2000	ug/kg	
111-91-1	bis(2-Chloroethoxy)methane	ND	10000	3600	ug/kg	
111-44-4	bis(2-Chloroethyl)ether	ND	10000	4600	ug/kg	
108-60-1	bis(2-Chloroisopropyl)ether	ND	10000	5400	ug/kg	
7005-72-3	4-Chlorophenyl phenyl ether	ND	10000	3800	ug/kg	
95-50-1	1,2-Dichlorobenzene	ND	10000	3200	ug/kg	
541-73-1	1,3-Dichlorobenzene	ND	10000	3000	ug/kg	
106-46-7	1,4-Dichlorobenzene	ND	10000	8400	ug/kg	
121-14-2	2,4-Dinitrotoluene	ND	10000	9200	ug/kg	
606-20-2	2,6-Dinitrotoluene	ND	20000	6400	ug/kg	
91-94-1	3,3'-Dichlorobenzidine	ND	50000	2800	ug/kg	
53-70-3	Dibenzo(a,h)anthracene	ND	10000	2600	ug/kg	
132-64-9	Dibenzofuran	ND	10000	3200	ug/kg	
122-39-4	Diphenylamine	ND	10000	2400	ug/kg	
84-74-2	Di-n-butyl phthalate	23100	10000	2000	ug/kg	
117-84-0	Di-n-octyl phthalate	409000 <sup>b</sup>	50000	13000	ug/kg	
84-66-2	Diethyl phthalate	ND	10000	3400	ug/kg	
131-11-3	Dimethyl phthalate	ND	10000	3600	ug/kg	
117-81-7	bis(2-Ethylhexyl)phthalate	93800	10000	4400	ug/kg	
206-44-0	Fluoranthene	ND	10000	2000	ug/kg	
86-73-7	Fluorene	ND	10000	3600	ug/kg	
118-74-1	Hexachlorobenzene	ND	10000	2600	ug/kg	
87-68-3	Hexachlorobutadiene	ND	10000	3800	ug/kg	
77-47-4	Hexachlorocyclopentadiene	ND	10000	2800	ug/kg	
67-72-1	Hexachloroethane	ND	10000	3200	ug/kg	
193-39-5	Indeno(1,2,3-cd)pyrene	ND	10000	2800	ug/kg	
78-59-1	Isophorone	ND	10000	3400	ug/kg	
90-12-0	1-Methylnaphthalene	ND	10000	3200	ug/kg	
91-57-6	2-Methylnaphthalene	ND	10000	3200	ug/kg	
88-74-4	2-Nitroaniline	ND	10000	2400	ug/kg	
99-09-2	3-Nitroaniline	ND	10000	2400	ug/kg	
100-01-6	4-Nitroaniline	ND	10000	6000	ug/kg	
91-20-3	Naphthalene	18500	10000	3400	ug/kg	
98-95-3	Nitrobenzene	ND	10000	3200	ug/kg	
62-75-9	N-Nitrosodimethylamine	ND	100000	44000	ug/kg	
621-64-7	N-Nitroso-di-n-propylamine	ND	20000	11000	ug/kg	
85-01-8	Phenanthrene	ND	10000	2200	ug/kg	
129-00-0	Pyrene	ND	20000	14000	ug/kg	
110-86-1	Pyridine	ND	40000	4400	ug/kg	
120-82-1	1,2,4-Trichlorobenzene	ND	10000	6800	ug/kg	

ND = Not detected MDL - Method Detection Limit

RL = Reporting Limit

E = Indicates value exceeds calibration range

J = Indicates an estimated value

B = Indicates analyte found in associated method blank

N = Indicates presumptive evidence of a compound

## Report of Analysis

<b>Client Sample ID:</b>	F20-5.0	<b>Date Sampled:</b>	08/30/11
<b>Lab Sample ID:</b>	C17723-5	<b>Date Received:</b>	08/31/11
<b>Matrix:</b>	SO - Soil	<b>Percent Solids:</b>	n/a <sup>a</sup>
<b>Method:</b>	SW846 8270C SW846 3550B	<b>Project:</b> Romic Soil Investigation(Romic EPA) - 2081 Bay Road, East Palo Alto, CA	

### ABN Full List

CAS No.	Surrogate Recoveries	Run# 1	Run# 2	Limits
367-12-4	2-Fluorophenol	2% <sup>c</sup>	39%	20-100%
4165-62-2	Phenol-d5	53%	42%	20-100%
118-79-6	2,4,6-Tribromophenol	75%	55%	30-100%
4165-60-0	Nitrobenzene-d5	67%	42%	20-100%
321-60-8	2-Fluorobiphenyl	58%	52%	20-106%
1718-51-0	Terphenyl-d14	92%	83%	55-130%

- (a) All results reported on wet weight basis.
- (b) Result is from Run# 2
- (c) Outside control limits due to dilution.

ND = Not detected      MDL - Method Detection Limit  
 RL = Reporting Limit  
 E = Indicates value exceeds calibration range

J = Indicates an estimated value  
 B = Indicates analyte found in associated method blank  
 N = Indicates presumptive evidence of a compound

## Report of Analysis

<b>Client Sample ID:</b> F20-5.0	
<b>Lab Sample ID:</b> C17723-5	<b>Date Sampled:</b> 08/30/11
<b>Matrix:</b> SO - Soil	<b>Date Received:</b> 08/31/11
<b>Method:</b> SW846 8015B	<b>Percent Solids:</b> n/a <sup>a</sup>
<b>Project:</b> Romic Soil Investigation(Romic EPA) - 2081 Bay Road, East Palo Alto, CA	

Run #	File ID	DF	Analyzed	By	Prep Date	Prep Batch	Analytical Batch
Run #1	JK22557.D	20	09/08/11	TT	n/a	n/a	GJK929
Run #2							

Run #	Initial Weight	Final Volume	Methanol Aliquot
Run #1	5.59 g	5.0 ml	10.0 ul
Run #2			

### TPH Volatiles

CAS No.	Compound	Result	RL	MDL	Units	Q
	TPH-GRO (C6-C10)	6020	890	450	mg/kg	
CAS No.	Surrogate Recoveries	Run# 1	Run# 2	Limits		
98-08-8	aaa-Trifluorotoluene	82%		60-157%		

(a) All results reported on wet weight basis.

ND = Not detected      MDL - Method Detection Limit  
 RL = Reporting Limit  
 E = Indicates value exceeds calibration range

J = Indicates an estimated value  
 B = Indicates analyte found in associated method blank  
 N = Indicates presumptive evidence of a compound

## Report of Analysis

<b>Client Sample ID:</b>	F20-5.0	<b>Date Sampled:</b>	08/30/11
<b>Lab Sample ID:</b>	C17723-5	<b>Date Received:</b>	08/31/11
<b>Matrix:</b>	SO - Soil	<b>Percent Solids:</b>	n/a <sup>a</sup>
<b>Method:</b>	SW846 8081A SW846 3545A	<b>Project:</b> Romic Soil Investigation(Romic EPA) - 2081 Bay Road, East Palo Alto, CA	

	File ID	DF	Analyzed	By	Prep Date	Prep Batch	Analytical Batch
Run #1 <sup>b</sup>	PP21867.D	50	09/07/11	RV	09/01/11	OP4516	GPP727
Run #2							

	Initial Weight	Final Volume
Run #1	10.1 g	10.0 ml
Run #2		

## Pesticide PPL List

CAS No.	Compound	Result	RL	MDL	Units	Q
309-00-2	Aldrin	ND	500	59	ug/kg	
319-84-6	alpha-BHC	ND	500	54	ug/kg	
319-85-7	beta-BHC	ND	500	120	ug/kg	
319-86-8	delta-BHC	ND	500	59	ug/kg	
58-89-9	gamma-BHC (Lindane)	ND	500	59	ug/kg	
12789-03-6	Chlordane	ND	5000	5000	ug/kg	
60-57-1	Dieldrin	ND	500	89	ug/kg	
72-54-8	4,4' -DDD	ND	500	100	ug/kg	
72-55-9	4,4' -DDE <sup>c</sup>	131	500	89	ug/kg	J
50-29-3	4,4' -DDT	ND	500	74	ug/kg	
72-20-8	Endrin	ND	500	89	ug/kg	
7421-93-4	Endrin aldehyde	ND	500	89	ug/kg	
959-98-8	Endosulfan-I	ND	500	84	ug/kg	
33213-65-9	Endosulfan-II	ND	500	89	ug/kg	
1031-07-8	Endosulfan sulfate	ND	500	84	ug/kg	
76-44-8	Heptachlor	ND	500	69	ug/kg	
1024-57-3	Heptachlor epoxide	ND	500	74	ug/kg	
72-43-5	Methoxychlor	ND	500	79	ug/kg	
8001-35-2	Toxaphene	ND	5000	5000	ug/kg	

CAS No.	Surrogate Recoveries	Run# 1	Run# 2	Limits
877-09-8	Tetrachloro-m-xylene	86%		35-132%
877-09-8	Tetrachloro-m-xylene	104%		35-132%
2051-24-3	Decachlorobiphenyl	183% <sup>d</sup>		35-132%
2051-24-3	Decachlorobiphenyl	490% <sup>d</sup>		35-132%

(a) All results reported on wet weight basis.

(b) Reporting limits raised due to high concentration of PCB and hydrocarbons.

(c) Estimated value due to the presence of multiple coeluting Arochlor.

(d) Surrogate outside control limits due to matrix interference and dilution.

ND = Not detected MDL - Method Detection Limit

RL = Reporting Limit

E = Indicates value exceeds calibration range

J = Indicates an estimated value

B = Indicates analyte found in associated method blank

N = Indicates presumptive evidence of a compound

## Report of Analysis

<b>Client Sample ID:</b> F20-5.0	
<b>Lab Sample ID:</b> C17723-5	<b>Date Sampled:</b> 08/30/11
<b>Matrix:</b> SO - Soil	<b>Date Received:</b> 08/31/11
<b>Method:</b> SW846 8082 SW846 3550B	<b>Percent Solids:</b> n/a <sup>a</sup>
<b>Project:</b> Romc Soil Investigation(Romc EPA) - 2081 Bay Road, East Palo Alto, CA	

Run #1	File ID	DF	Analyzed	By	Prep Date	Prep Batch	Analytical Batch
Run #1	OO24449.D	1	09/08/11	RV	09/07/11	OP4552	G00771
Run #2							

Run #1	Initial Weight	Final Volume
Run #1	1.00 g	10.0 ml
Run #2		

**PCB List**

CAS No.	Compound	Result	RL	MDL	Units	Q
12674-11-2	Aroclor 1016	ND	1000	170	ug/kg	
11104-28-2	Aroclor 1221	ND	1000	500	ug/kg	
11141-16-5	Aroclor 1232	ND	1000	500	ug/kg	
53469-21-9	Aroclor 1242	ND	1000	500	ug/kg	
12672-29-6	Aroclor 1248	ND	1000	500	ug/kg	
11097-69-1	Aroclor 1254	5530	1000	500	ug/kg	
11096-82-5	Aroclor 1260	ND	1000	200	ug/kg	

CAS No.	Surrogate Recoveries	Run# 1	Run# 2	Limits
877-09-8	Tetrachloro-m-xylene	67%		45-108%
877-09-8	Tetrachloro-m-xylene	62%		45-108%
2051-24-3	Decachlorobiphenyl	95%		54-121%
2051-24-3	Decachlorobiphenyl	66%		54-121%

(a) All results reported on wet weight basis.

ND = Not detected      MDL - Method Detection Limit  
 RL = Reporting Limit  
 E = Indicates value exceeds calibration range

J = Indicates an estimated value  
 B = Indicates analyte found in associated method blank  
 N = Indicates presumptive evidence of a compound

## Report of Analysis

<b>Client Sample ID:</b> F20-5.0	<b>Date Sampled:</b> 08/30/11
<b>Lab Sample ID:</b> C17723-5	<b>Date Received:</b> 08/31/11
<b>Matrix:</b> SO - Soil	<b>Percent Solids:</b> n/a <sup>a</sup>
<b>Method:</b> SW846 8015B M SW846 3545A	
<b>Project:</b> Romic Soil Investigation(Romic EPA) - 2081 Bay Road, East Palo Alto, CA	

Run #	File ID	DF	Analyzed	By	Prep Date	Prep Batch	Analytical Batch
Run #1	HH16793.D	100	09/07/11	JH	09/02/11	OP4524	GHH559
Run #2							

Run #	Initial Weight	Final Volume
Run #1	10.1 g	1.0 ml
Run #2		

### TPH Extractable w/ Silica Gel Cleanup

CAS No.	Compound	Result	RL	MDL	Units	Q
	TPH (C10-C28)	3480	990	500	mg/kg	
	TPH (> C28-C40)	2940	2000	990	mg/kg	

CAS No.	Surrogate Recoveries	Run# 1	Run# 2	Limits
630-01-3	Hexacosane	0% <sup>b</sup>		45-140%

(a) All results reported on wet weight basis.

(b) Outside control limits due to dilution.

ND = Not detected      MDL - Method Detection Limit  
 RL = Reporting Limit  
 E = Indicates value exceeds calibration range

J = Indicates an estimated value  
 B = Indicates analyte found in associated method blank  
 N = Indicates presumptive evidence of a compound



## Report of Analysis

<b>Client Sample ID:</b> F20-5.0	<b>Date Sampled:</b> 08/30/11
<b>Lab Sample ID:</b> C17723-5	<b>Date Received:</b> 08/31/11
<b>Matrix:</b> SO - Soil	<b>Percent Solids:</b> n/a <sup>a</sup>
<b>Project:</b> Romic Soil Investigation(Romic EPA) - 2081 Bay Road, East Palo Alto, CA	

### Metals Analysis

Analyte	Result	RL	Units	DF	Prep	Analyzed By	Method	Prep Method
Antimony	< 1.8	1.8	mg/kg	1	09/04/11	09/07/11 RS	SW846 6010B <sup>1</sup>	SW846 3050B <sup>4</sup>
Arsenic	3.9	1.8	mg/kg	1	09/04/11	09/07/11 RS	SW846 6010B <sup>1</sup>	SW846 3050B <sup>4</sup>
Barium	192	18	mg/kg	1	09/04/11	09/07/11 RS	SW846 6010B <sup>1</sup>	SW846 3050B <sup>4</sup>
Beryllium	< 0.89	0.89	mg/kg	1	09/04/11	09/07/11 RS	SW846 6010B <sup>2</sup>	SW846 3050B <sup>4</sup>
Cadmium	< 0.89	0.89	mg/kg	1	09/04/11	09/07/11 RS	SW846 6010B <sup>1</sup>	SW846 3050B <sup>4</sup>
Chromium	38.1	0.89	mg/kg	1	09/04/11	09/07/11 RS	SW846 6010B <sup>1</sup>	SW846 3050B <sup>4</sup>
Cobalt	8.0	0.89	mg/kg	1	09/04/11	09/07/11 RS	SW846 6010B <sup>1</sup>	SW846 3050B <sup>4</sup>
Copper	20.9	2.2	mg/kg	1	09/04/11	09/07/11 RS	SW846 6010B <sup>1</sup>	SW846 3050B <sup>4</sup>
Lead	18.4	1.8	mg/kg	1	09/04/11	09/07/11 RS	SW846 6010B <sup>1</sup>	SW846 3050B <sup>4</sup>
Mercury	0.072	0.040	mg/kg	1	09/09/11	09/10/11 RW	SW846 7471A <sup>3</sup>	SW846 7471A <sup>5</sup>
Molybdenum	< 1.8	1.8	mg/kg	1	09/04/11	09/07/11 RS	SW846 6010B <sup>1</sup>	SW846 3050B <sup>4</sup>
Nickel	39.5	0.89	mg/kg	1	09/04/11	09/07/11 RS	SW846 6010B <sup>1</sup>	SW846 3050B <sup>4</sup>
Selenium	< 1.8	1.8	mg/kg	1	09/04/11	09/07/11 RS	SW846 6010B <sup>1</sup>	SW846 3050B <sup>4</sup>
Silver	< 0.89	0.89	mg/kg	1	09/04/11	09/07/11 RS	SW846 6010B <sup>1</sup>	SW846 3050B <sup>4</sup>
Thallium	< 1.8	1.8	mg/kg	1	09/04/11	09/07/11 RS	SW846 6010B <sup>1</sup>	SW846 3050B <sup>4</sup>
Vanadium	45.0	0.89	mg/kg	1	09/04/11	09/07/11 RS	SW846 6010B <sup>1</sup>	SW846 3050B <sup>4</sup>
Zinc	61.2	1.8	mg/kg	1	09/04/11	09/07/11 RS	SW846 6010B <sup>1</sup>	SW846 3050B <sup>4</sup>

- (1) Instrument QC Batch: MA2077
- (2) Instrument QC Batch: MA2080
- (3) Instrument QC Batch: MA2085
- (4) Prep QC Batch: MP3926
- (5) Prep QC Batch: MP3951

(a) All results reported on wet weight basis.

RL = Reporting Limit

## Report of Analysis

<b>Client Sample ID:</b> F20-8.5	
<b>Lab Sample ID:</b> C17723-6	<b>Date Sampled:</b> 08/30/11
<b>Matrix:</b> SO - Soil	<b>Date Received:</b> 08/31/11
<b>Method:</b> SW846 8260B	<b>Percent Solids:</b> n/a <sup>a</sup>
<b>Project:</b> Romic Soil Investigation(Romic EPA) - 2081 Bay Road, East Palo Alto, CA	

Run #1	File ID	DF	Analyzed	By	Prep Date	Prep Batch	Analytical Batch
Run #1	M27311.D	50	09/07/11	XB	n/a	n/a	VM866
Run #2							

Run #1	Initial Weight	Final Volume	Methanol Aliquot
Run #1	5.19 g	5.0 ml	20.0 ul
Run #2			

### VOA 8260 List

CAS No.	Compound	Result	RL	MDL	Units	Q
67-64-1	Acetone	ND	1200000	240000	ug/kg	
71-43-2	Benzene	40700	60000	18000	ug/kg	J
108-86-1	Bromobenzene	ND	60000	18000	ug/kg	
74-97-5	Bromochloromethane	ND	60000	18000	ug/kg	
75-27-4	Bromodichloromethane	ND	60000	12000	ug/kg	
75-25-2	Bromoform	ND	60000	12000	ug/kg	
104-51-8	n-Butylbenzene	30700	60000	18000	ug/kg	J
135-98-8	sec-Butylbenzene	ND	60000	18000	ug/kg	
98-06-6	tert-Butylbenzene	ND	60000	18000	ug/kg	
108-90-7	Chlorobenzene	ND	60000	18000	ug/kg	
75-00-3	Chloroethane	ND	60000	18000	ug/kg	
67-66-3	Chloroform	ND	60000	18000	ug/kg	
95-49-8	o-Chlorotoluene	ND	60000	18000	ug/kg	
106-43-4	p-Chlorotoluene	ND	60000	18000	ug/kg	
56-23-5	Carbon tetrachloride	ND	60000	12000	ug/kg	
75-34-3	1,1-Dichloroethane	ND	60000	12000	ug/kg	
75-35-4	1,1-Dichloroethylene	ND	60000	18000	ug/kg	
563-58-6	1,1-Dichloropropene	ND	60000	18000	ug/kg	
96-12-8	1,2-Dibromo-3-chloropropane	ND	60000	12000	ug/kg	
106-93-4	1,2-Dibromoethane	ND	60000	12000	ug/kg	
107-06-2	1,2-Dichloroethane	ND	60000	18000	ug/kg	
78-87-5	1,2-Dichloropropane	ND	60000	18000	ug/kg	
142-28-9	1,3-Dichloropropane	ND	60000	18000	ug/kg	
108-20-3	Di-Isopropyl ether	ND	60000	18000	ug/kg	
594-20-7	2,2-Dichloropropane	ND	60000	18000	ug/kg	
124-48-1	Dibromochloromethane	ND	60000	12000	ug/kg	
75-71-8	Dichlorodifluoromethane	ND	60000	12000	ug/kg	
156-59-2	cis-1,2-Dichloroethylene	ND	60000	18000	ug/kg	
10061-01-5	cis-1,3-Dichloropropene	ND	60000	18000	ug/kg	
541-73-1	m-Dichlorobenzene	ND	60000	18000	ug/kg	
95-50-1	o-Dichlorobenzene	ND	60000	18000	ug/kg	
106-46-7	p-Dichlorobenzene	ND	60000	18000	ug/kg	

ND = Not detected      MDL - Method Detection Limit

RL = Reporting Limit

E = Indicates value exceeds calibration range

J = Indicates an estimated value

B = Indicates analyte found in associated method blank

N = Indicates presumptive evidence of a compound

## Report of Analysis

<b>Client Sample ID:</b>	F20-8.5	<b>Date Sampled:</b>	08/30/11
<b>Lab Sample ID:</b>	C17723-6	<b>Date Received:</b>	08/31/11
<b>Matrix:</b>	SO - Soil	<b>Percent Solids:</b>	n/a <sup>a</sup>
<b>Method:</b>	SW846 8260B		
<b>Project:</b>	Romic Soil Investigation(Romic EPA) - 2081 Bay Road,East Palo Alto,CA		

## VOA 8260 List

CAS No.	Compound	Result	RL	MDL	Units	Q
156-60-5	trans-1,2-Dichloroethylene	ND	60000	18000	ug/kg	
10061-02-6	trans-1,3-Dichloropropene	ND	60000	18000	ug/kg	
100-41-4	Ethylbenzene	438000	60000	18000	ug/kg	
637-92-3	Ethyl tert-Butyl Ether	ND	60000	18000	ug/kg	
591-78-6	2-Hexanone	ND	480000	60000	ug/kg	
87-68-3	Hexachlorobutadiene	ND	60000	12000	ug/kg	
98-82-8	Isopropylbenzene	ND	60000	18000	ug/kg	
99-87-6	p-Isopropyltoluene	ND	60000	18000	ug/kg	
108-10-1	4-Methyl-2-pentanone	278000	480000	180000	ug/kg	J
74-83-9	Methyl bromide	ND	60000	30000	ug/kg	
74-87-3	Methyl chloride	ND	60000	18000	ug/kg	
74-95-3	Methylene bromide	ND	60000	30000	ug/kg	
75-09-2	Methylene chloride	ND	300000	190000	ug/kg	
78-93-3	Methyl ethyl ketone	3120000	480000	140000	ug/kg	
1634-04-4	Methyl Tert Butyl Ether	ND	60000	12000	ug/kg	
91-20-3	Naphthalene	72100	60000	18000	ug/kg	
103-65-1	n-Propylbenzene	42000	60000	18000	ug/kg	J
100-42-5	Styrene	138000	60000	12000	ug/kg	
994-05-8	Tert-Amyl Methyl Ether	ND	60000	14000	ug/kg	
75-65-0	Tert Butyl Alcohol	ND	480000	120000	ug/kg	
630-20-6	1,1,1,2-Tetrachloroethane	ND	60000	12000	ug/kg	
71-55-6	1,1,1-Trichloroethane	ND	60000	18000	ug/kg	
79-34-5	1,1,2,2-Tetrachloroethane	ND	60000	12000	ug/kg	
79-00-5	1,1,2-Trichloroethane	ND	60000	12000	ug/kg	
87-61-6	1,2,3-Trichlorobenzene	ND	60000	18000	ug/kg	
96-18-4	1,2,3-Trichloropropane	ND	60000	18000	ug/kg	
120-82-1	1,2,4-Trichlorobenzene	ND	60000	18000	ug/kg	
95-63-6	1,2,4-Trimethylbenzene	225000	60000	18000	ug/kg	
108-67-8	1,3,5-Trimethylbenzene	76300	60000	18000	ug/kg	
127-18-4	Tetrachloroethylene	ND	60000	42000	ug/kg	
108-88-3	Toluene	820000	60000	18000	ug/kg	
79-01-6	Trichloroethylene	54100	60000	12000	ug/kg	J
75-69-4	Trichlorofluoromethane	ND	60000	14000	ug/kg	
75-01-4	Vinyl chloride	ND	60000	30000	ug/kg	
1330-20-7	Xylene (total)	1270000	120000	48000	ug/kg	

CAS No.	Surrogate Recoveries	Run# 1	Run# 2	Limits
1868-53-7	Dibromofluoromethane	99%		60-130%
2037-26-5	Toluene-D8	98%		60-130%

ND = Not detected MDL - Method Detection Limit

RL = Reporting Limit

E = Indicates value exceeds calibration range

J = Indicates an estimated value

B = Indicates analyte found in associated method blank

N = Indicates presumptive evidence of a compound

## Report of Analysis

<b>Client Sample ID:</b> F20-8.5	
<b>Lab Sample ID:</b> C17723-6	<b>Date Sampled:</b> 08/30/11
<b>Matrix:</b> SO - Soil	<b>Date Received:</b> 08/31/11
<b>Method:</b> SW846 8260B	<b>Percent Solids:</b> n/a <sup>a</sup>
<b>Project:</b> Romic Soil Investigation(Romic EPA) - 2081 Bay Road, East Palo Alto, CA	

**VOA 8260 List**

CAS No.	Surrogate Recoveries	Run# 1	Run# 2	Limits
460-00-4	4-Bromofluorobenzene	103%		60-130%

(a) All results reported on wet weight basis.

ND = Not detected      MDL - Method Detection Limit  
 RL = Reporting Limit  
 E = Indicates value exceeds calibration range

J = Indicates an estimated value  
 B = Indicates analyte found in associated method blank  
 N = Indicates presumptive evidence of a compound

## Report of Analysis

<b>Client Sample ID:</b>	F20-8.5	<b>Date Sampled:</b>	08/30/11
<b>Lab Sample ID:</b>	C17723-6	<b>Date Received:</b>	08/31/11
<b>Matrix:</b>	SO - Soil	<b>Percent Solids:</b>	n/a <sup>a</sup>
<b>Method:</b>	SW846 8270C SW846 3550B	<b>Project:</b> Romic Soil Investigation(Romic EPA) - 2081 Bay Road, East Palo Alto, CA	

Run #	File ID	DF	Analyzed	By	Prep Date	Prep Batch	Analytical Batch
Run #1	Y9477.D	2	09/02/11	MT	09/01/11	OP4521	EY453
Run #2	Y9522.D	20	09/04/11	MT	09/01/11	OP4521	EY454

Run #	Initial Weight	Final Volume
Run #1	10.0 g	5.0 ml
Run #2	10.0 g	5.0 ml

## ABN Full List

CAS No.	Compound	Result	RL	MDL	Units	Q
65-85-0	Benzoic acid	ND	10000	8900	ug/kg	
95-57-8	2-Chlorophenol	ND	10000	6800	ug/kg	
59-50-7	4-Chloro-3-methyl phenol	ND	5000	4200	ug/kg	
120-83-2	2,4-Dichlorophenol	ND	5000	1400	ug/kg	
105-67-9	2,4-Dimethylphenol	ND	5000	1500	ug/kg	
51-28-5	2,4-Dinitrophenol	ND	25000	8500	ug/kg	
534-52-1	4,6-Dinitro-o-cresol	ND	20000	10000	ug/kg	
95-48-7	2-Methylphenol	ND	5000	1700	ug/kg	
	3&4-Methylphenol	5240	5000	1500	ug/kg	
88-75-5	2-Nitrophenol	ND	5000	1300	ug/kg	
100-02-7	4-Nitrophenol	ND	20000	12000	ug/kg	
87-86-5	Pentachlorophenol	ND	5000	4200	ug/kg	
108-95-2	Phenol	20100	20000	13000	ug/kg	
95-95-4	2,4,5-Trichlorophenol	ND	5000	1200	ug/kg	
88-06-2	2,4,6-Trichlorophenol	ND	5000	1600	ug/kg	
83-32-9	Acenaphthene	ND	10000	5000	ug/kg	
208-96-8	Acenaphthylene	ND	5000	2000	ug/kg	
62-53-3	Aniline	ND	5000	1400	ug/kg	
120-12-7	Anthracene	ND	5000	1000	ug/kg	
103-33-3	Azobenzene	ND	5000	1700	ug/kg	
92-87-5	Benzidine	ND	25000	7300	ug/kg	
56-55-3	Benzo(a)anthracene	ND	5000	700	ug/kg	
50-32-8	Benzo(a)pyrene	ND	5000	900	ug/kg	
205-99-2	Benzo(b)fluoranthene	ND	5000	600	ug/kg	
191-24-2	Benzo(g,h,i)perylene	ND	5000	1500	ug/kg	
207-08-9	Benzo(k)fluoranthene	ND	5000	1200	ug/kg	
101-55-3	4-Bromophenyl phenyl ether	ND	5000	1500	ug/kg	
85-68-7	Butyl benzyl phthalate	78800	5000	1100	ug/kg	
100-51-6	Benzyl Alcohol	ND	10000	1600	ug/kg	
91-58-7	2-Chloronaphthalene	ND	5000	1800	ug/kg	
106-47-8	4-Chloroaniline	ND	5000	1400	ug/kg	
86-74-8	Carbazole	ND	5000	800	ug/kg	

ND = Not detected MDL - Method Detection Limit

RL = Reporting Limit

E = Indicates value exceeds calibration range

J = Indicates an estimated value

B = Indicates analyte found in associated method blank

N = Indicates presumptive evidence of a compound

## Report of Analysis

<b>Client Sample ID:</b>	F20-8.5	<b>Date Sampled:</b>	08/30/11
<b>Lab Sample ID:</b>	C17723-6	<b>Date Received:</b>	08/31/11
<b>Matrix:</b>	SO - Soil	<b>Percent Solids:</b>	n/a <sup>a</sup>
<b>Method:</b>	SW846 8270C SW846 3550B	<b>Project:</b> Romic Soil Investigation(Romic EPA) - 2081 Bay Road,East Palo Alto,CA	

## ABN Full List

CAS No.	Compound	Result	RL	MDL	Units	Q
218-01-9	Chrysene	ND	5000	1000	ug/kg	
111-91-1	bis(2-Chloroethoxy)methane	ND	5000	1800	ug/kg	
111-44-4	bis(2-Chloroethyl)ether	ND	5000	2300	ug/kg	
108-60-1	bis(2-Chloroisopropyl)ether	ND	5000	2700	ug/kg	
7005-72-3	4-Chlorophenyl phenyl ether	ND	5000	1900	ug/kg	
95-50-1	1,2-Dichlorobenzene	ND	5000	1600	ug/kg	
541-73-1	1,3-Dichlorobenzene	ND	5000	1500	ug/kg	
106-46-7	1,4-Dichlorobenzene	ND	5000	4200	ug/kg	
121-14-2	2,4-Dinitrotoluene	ND	5000	4600	ug/kg	
606-20-2	2,6-Dinitrotoluene	ND	10000	3200	ug/kg	
91-94-1	3,3'-Dichlorobenzidine	ND	25000	1400	ug/kg	
53-70-3	Dibenzo(a,h)anthracene	ND	5000	1300	ug/kg	
132-64-9	Dibenzofuran	ND	5000	1600	ug/kg	
122-39-4	Diphenylamine	3470	5000	1200	ug/kg	J
84-74-2	Di-n-butyl phthalate	75800	5000	1000	ug/kg	
117-84-0	Di-n-octyl phthalate	727000 <sup>b</sup>	50000	13000	ug/kg	
84-66-2	Diethyl phthalate	ND	5000	1700	ug/kg	
131-11-3	Dimethyl phthalate	ND	5000	1800	ug/kg	
117-81-7	bis(2-Ethylhexyl)phthalate	215000 <sup>b</sup>	50000	22000	ug/kg	
206-44-0	Fluoranthene	ND	5000	1000	ug/kg	
86-73-7	Fluorene	ND	5000	1800	ug/kg	
118-74-1	Hexachlorobenzene	ND	5000	1300	ug/kg	
87-68-3	Hexachlorobutadiene	ND	5000	1900	ug/kg	
77-47-4	Hexachlorocyclopentadiene	ND	5000	1400	ug/kg	
67-72-1	Hexachloroethane	ND	5000	1600	ug/kg	
193-39-5	Indeno(1,2,3-cd)pyrene	ND	5000	1400	ug/kg	
78-59-1	Isophorone	86800	5000	1700	ug/kg	
90-12-0	1-Methylnaphthalene	4810	5000	1600	ug/kg	J
91-57-6	2-Methylnaphthalene	9060	5000	1600	ug/kg	
88-74-4	2-Nitroaniline	ND	5000	1200	ug/kg	
99-09-2	3-Nitroaniline	ND	5000	1200	ug/kg	
100-01-6	4-Nitroaniline	ND	5000	3000	ug/kg	
91-20-3	Naphthalene	50800	5000	1700	ug/kg	
98-95-3	Nitrobenzene	ND	5000	1600	ug/kg	
62-75-9	N-Nitrosodimethylamine	ND	50000	22000	ug/kg	
621-64-7	N-Nitroso-di-n-propylamine	ND	10000	5500	ug/kg	
85-01-8	Phenanthrene	ND	5000	1100	ug/kg	
129-00-0	Pyrene	ND	10000	6800	ug/kg	
110-86-1	Pyridine	ND	20000	2200	ug/kg	
120-82-1	1,2,4-Trichlorobenzene	ND	5000	3400	ug/kg	

ND = Not detected MDL - Method Detection Limit

RL = Reporting Limit

E = Indicates value exceeds calibration range

J = Indicates an estimated value

B = Indicates analyte found in associated method blank

N = Indicates presumptive evidence of a compound

## Report of Analysis

<b>Client Sample ID:</b> F20-8.5		<b>Date Sampled:</b> 08/30/11
<b>Lab Sample ID:</b> C17723-6		<b>Date Received:</b> 08/31/11
<b>Matrix:</b> SO - Soil		<b>Percent Solids:</b> n/a <sup>a</sup>
<b>Method:</b> SW846 8270C SW846 3550B		
<b>Project:</b> Romic Soil Investigation(Romic EPA) - 2081 Bay Road, East Palo Alto, CA		

**ABN Full List**

CAS No.	Surrogate Recoveries	Run# 1	Run# 2	Limits
367-12-4	2-Fluorophenol	2% <sup>c</sup>	19% <sup>c</sup>	20-100%
4165-62-2	Phenol-d5	16% <sup>c</sup>	44%	20-100%
118-79-6	2,4,6-Tribromophenol	70%	63%	30-100%
4165-60-0	Nitrobenzene-d5	38%	49%	20-100%
321-60-8	2-Fluorobiphenyl	45%	53%	20-106%
1718-51-0	Terphenyl-d14	75%	88%	55-130%

- (a) All results reported on wet weight basis.
- (b) Result is from Run# 2
- (c) Outside control limits due to dilution.

ND = Not detected      MDL - Method Detection Limit  
 RL = Reporting Limit  
 E = Indicates value exceeds calibration range

J = Indicates an estimated value  
 B = Indicates analyte found in associated method blank  
 N = Indicates presumptive evidence of a compound

## Report of Analysis

<b>Client Sample ID:</b> F20-8.5	
<b>Lab Sample ID:</b> C17723-6	<b>Date Sampled:</b> 08/30/11
<b>Matrix:</b> SO - Soil	<b>Date Received:</b> 08/31/11
<b>Method:</b> SW846 8015B	<b>Percent Solids:</b> n/a <sup>a</sup>
<b>Project:</b> Romic Soil Investigation(Romic EPA) - 2081 Bay Road, East Palo Alto, CA	

Run #	File ID	DF	Analyzed	By	Prep Date	Prep Batch	Analytical Batch
Run #1	JK22537.D	50	09/08/11	TT	n/a	n/a	GJK928
Run #2							

Run #	Initial Weight	Final Volume	Methanol Aliquot
Run #1	5.19 g	5.0 ml	20.0 ul
Run #2			

### TPH Volatiles

CAS No.	Compound	Result	RL	MDL	Units	Q
	TPH-GRO (C6-C10)	7520	1200	600	mg/kg	
CAS No.	Surrogate Recoveries	Run# 1	Run# 2	Limits		
98-08-8	aaa-Trifluorotoluene	92%		60-157%		

(a) All results reported on wet weight basis.

ND = Not detected      MDL - Method Detection Limit  
 RL = Reporting Limit  
 E = Indicates value exceeds calibration range

J = Indicates an estimated value  
 B = Indicates analyte found in associated method blank  
 N = Indicates presumptive evidence of a compound



# Report of Analysis

<b>Client Sample ID:</b> F20-8.5	
<b>Lab Sample ID:</b> C17723-6	<b>Date Sampled:</b> 08/30/11
<b>Matrix:</b> SO - Soil	<b>Date Received:</b> 08/31/11
<b>Method:</b> SW846 8081A SW846 3545A	<b>Percent Solids:</b> n/a <sup>a</sup>
<b>Project:</b> Romic Soil Investigation(Romic EPA) - 2081 Bay Road, East Palo Alto, CA	

Run #	File ID	DF	Analyzed	By	Prep Date	Prep Batch	Analytical Batch
Run #1 <sup>b</sup>	PP21868.D	50	09/07/11	RV	09/01/11	OP4516	GPP727
Run #2							

Run #	Initial Weight	Final Volume
Run #1	10.1 g	10.0 ml
Run #2		

### Pesticide PPL List

CAS No.	Compound	Result	RL	MDL	Units	Q
309-00-2	Aldrin	ND	500	59	ug/kg	
319-84-6	alpha-BHC	ND	500	54	ug/kg	
319-85-7	beta-BHC	ND	500	120	ug/kg	
319-86-8	delta-BHC	ND	500	59	ug/kg	
58-89-9	gamma-BHC (Lindane)	ND	500	59	ug/kg	
12789-03-6	Chlordane	ND	5000	5000	ug/kg	
60-57-1	Dieldrin	ND	500	89	ug/kg	
72-54-8	4,4' -DDD	ND	500	100	ug/kg	
72-55-9	4,4' -DDE <sup>c</sup>	246	500	89	ug/kg	J
50-29-3	4,4' -DDT	ND	500	74	ug/kg	
72-20-8	Endrin	ND	500	89	ug/kg	
7421-93-4	Endrin aldehyde	ND	500	89	ug/kg	
959-98-8	Endosulfan-I	ND	500	84	ug/kg	
33213-65-9	Endosulfan-II	ND	500	89	ug/kg	
1031-07-8	Endosulfan sulfate	ND	500	84	ug/kg	
76-44-8	Heptachlor	ND	500	69	ug/kg	
1024-57-3	Heptachlor epoxide	ND	500	74	ug/kg	
72-43-5	Methoxychlor	ND	500	79	ug/kg	
8001-35-2	Toxaphene	ND	5000	5000	ug/kg	

CAS No.	Surrogate Recoveries	Run# 1	Run# 2	Limits
877-09-8	Tetrachloro-m-xylene	89%		35-132%
877-09-8	Tetrachloro-m-xylene	75%		35-132%
2051-24-3	Decachlorobiphenyl	250% <sup>d</sup>		35-132%
2051-24-3	Decachlorobiphenyl	609% <sup>d</sup>		35-132%

- (a) All results reported on wet weight basis.
- (b) Reporting limits raised due to high concentration of PCB and hydrocarbons.
- (c) Estimated value due to the presence of multiple coeluting Arochlor.
- (d) Surrogate outside control limits due to matrix interference and dilution.

ND = Not detected      MDL - Method Detection Limit      J = Indicates an estimated value  
 RL = Reporting Limit      B = Indicates analyte found in associated method blank  
 E = Indicates value exceeds calibration range      N = Indicates presumptive evidence of a compound

## Report of Analysis

<b>Client Sample ID:</b> F20-8.5		<b>Date Sampled:</b> 08/30/11
<b>Lab Sample ID:</b> C17723-6		<b>Date Received:</b> 08/31/11
<b>Matrix:</b> SO - Soil		<b>Percent Solids:</b> n/a <sup>a</sup>
<b>Method:</b> SW846 8082 SW846 3550B		
<b>Project:</b> Romc Soil Investigation(Romc EPA) - 2081 Bay Road, East Palo Alto, CA		

Run #	File ID	DF	Analyzed	By	Prep Date	Prep Batch	Analytical Batch
Run #1	OO24450.D	1	09/08/11	RV	09/07/11	OP4552	G00771
Run #2	OO24470.D	4	09/09/11	RV	09/07/11	OP4552	G00771

Run #	Initial Weight	Final Volume
Run #1	1.00 g	10.0 ml
Run #2	1.00 g	10.0 ml

**PCB List**

CAS No.	Compound	Result	RL	MDL	Units	Q
12674-11-2	Aroclor 1016	ND	1000	170	ug/kg	
11104-28-2	Aroclor 1221	ND	1000	500	ug/kg	
11141-16-5	Aroclor 1232	ND	1000	500	ug/kg	
53469-21-9	Aroclor 1242	ND	1000	500	ug/kg	
12672-29-6	Aroclor 1248	ND	1000	500	ug/kg	
11097-69-1	Aroclor 1254	13500 <sup>b</sup>	4000	2000	ug/kg	
11096-82-5	Aroclor 1260	ND	1000	200	ug/kg	

CAS No.	Surrogate Recoveries	Run# 1	Run# 2	Limits
877-09-8	Tetrachloro-m-xylene	65%	77%	45-108%
877-09-8	Tetrachloro-m-xylene	54%	66%	45-108%
2051-24-3	Decachlorobiphenyl	110%	124% <sup>c</sup>	54-121%
2051-24-3	Decachlorobiphenyl	76%	103%	54-121%

(a) All results reported on wet weight basis.

(b) Result is from Run# 2

(c) Outside control limits due to dilution (high bias).

ND = Not detected      MDL - Method Detection Limit  
 RL = Reporting Limit  
 E = Indicates value exceeds calibration range

J = Indicates an estimated value  
 B = Indicates analyte found in associated method blank  
 N = Indicates presumptive evidence of a compound

## Report of Analysis

<b>Client Sample ID:</b> F20-8.5		<b>Date Sampled:</b> 08/30/11
<b>Lab Sample ID:</b> C17723-6		<b>Date Received:</b> 08/31/11
<b>Matrix:</b> SO - Soil		<b>Percent Solids:</b> n/a <sup>a</sup>
<b>Method:</b> SW846 8015B M SW846 3545A		
<b>Project:</b> Romic Soil Investigation(Romic EPA) - 2081 Bay Road, East Palo Alto, CA		

	File ID	DF	Analyzed	By	Prep Date	Prep Batch	Analytical Batch
Run #1	HH16791.D	50	09/07/11	JH	09/02/11	OP4524	GHH559
Run #2							

	Initial Weight	Final Volume
Run #1	10.0 g	1.5 ml
Run #2		

### TPH Extractable w/ Silica Gel Cleanup

CAS No.	Compound	Result	RL	MDL	Units	Q
	TPH (C10-C28)	8400	750	380	mg/kg	
	TPH (> C28-C40)	4570	1500	750	mg/kg	

CAS No.	Surrogate Recoveries	Run# 1	Run# 2	Limits
630-01-3	Hexacosane	0% <sup>b</sup>		45-140%

- (a) All results reported on wet weight basis.
- (b) Outside control limits due to dilution.

---

ND = Not detected	MDL - Method Detection Limit	J = Indicates an estimated value
RL = Reporting Limit		B = Indicates analyte found in associated method blank
E = Indicates value exceeds calibration range		N = Indicates presumptive evidence of a compound

## Report of Analysis

<b>Client Sample ID:</b> F20-8.5	<b>Date Sampled:</b> 08/30/11
<b>Lab Sample ID:</b> C17723-6	<b>Date Received:</b> 08/31/11
<b>Matrix:</b> SO - Soil	<b>Percent Solids:</b> n/a <sup>a</sup>
<b>Project:</b> Romic Soil Investigation(Romic EPA) - 2081 Bay Road, East Palo Alto, CA	

## Metals Analysis

Analyte	Result	RL	Units	DF	Prep	Analyzed By	Method	Prep Method
Antimony	5.8	1.8	mg/kg	1	09/04/11	09/07/11 RS	SW846 6010B <sup>1</sup>	SW846 3050B <sup>4</sup>
Arsenic	35.7	1.8	mg/kg	1	09/04/11	09/07/11 RS	SW846 6010B <sup>1</sup>	SW846 3050B <sup>4</sup>
Barium	301	18	mg/kg	1	09/04/11	09/07/11 RS	SW846 6010B <sup>1</sup>	SW846 3050B <sup>4</sup>
Beryllium	< 0.88	0.88	mg/kg	1	09/04/11	09/07/11 RS	SW846 6010B <sup>2</sup>	SW846 3050B <sup>4</sup>
Cadmium	25.9	0.88	mg/kg	1	09/04/11	09/07/11 RS	SW846 6010B <sup>1</sup>	SW846 3050B <sup>4</sup>
Chromium	63.5	0.88	mg/kg	1	09/04/11	09/07/11 RS	SW846 6010B <sup>1</sup>	SW846 3050B <sup>4</sup>
Cobalt	26.8	0.88	mg/kg	1	09/04/11	09/07/11 RS	SW846 6010B <sup>1</sup>	SW846 3050B <sup>4</sup>
Copper	63.8	2.2	mg/kg	1	09/04/11	09/07/11 RS	SW846 6010B <sup>1</sup>	SW846 3050B <sup>4</sup>
Lead	363	1.8	mg/kg	1	09/04/11	09/07/11 RS	SW846 6010B <sup>1</sup>	SW846 3050B <sup>4</sup>
Mercury	1.2	0.079	mg/kg	2	09/09/11	09/10/11 RW	SW846 7471A <sup>3</sup>	SW846 7471A <sup>5</sup>
Molybdenum	5.4	1.8	mg/kg	1	09/04/11	09/07/11 RS	SW846 6010B <sup>1</sup>	SW846 3050B <sup>4</sup>
Nickel	47.0	0.88	mg/kg	1	09/04/11	09/07/11 RS	SW846 6010B <sup>1</sup>	SW846 3050B <sup>4</sup>
Selenium	< 1.8	1.8	mg/kg	1	09/04/11	09/07/11 RS	SW846 6010B <sup>1</sup>	SW846 3050B <sup>4</sup>
Silver	< 0.88	0.88	mg/kg	1	09/04/11	09/07/11 RS	SW846 6010B <sup>1</sup>	SW846 3050B <sup>4</sup>
Thallium	< 1.8	1.8	mg/kg	1	09/04/11	09/07/11 RS	SW846 6010B <sup>1</sup>	SW846 3050B <sup>4</sup>
Vanadium	44.7	0.88	mg/kg	1	09/04/11	09/07/11 RS	SW846 6010B <sup>1</sup>	SW846 3050B <sup>4</sup>
Zinc	914	1.8	mg/kg	1	09/04/11	09/07/11 RS	SW846 6010B <sup>1</sup>	SW846 3050B <sup>4</sup>

(1) Instrument QC Batch: MA2077

(2) Instrument QC Batch: MA2080

(3) Instrument QC Batch: MA2085

(4) Prep QC Batch: MP3926

(5) Prep QC Batch: MP3951

(a) All results reported on wet weight basis.

RL = Reporting Limit

## Report of Analysis

<b>Client Sample ID:</b>	H20-0.5	<b>Date Sampled:</b>	08/30/11
<b>Lab Sample ID:</b>	C17723-7	<b>Date Received:</b>	08/31/11
<b>Matrix:</b>	SO - Soil	<b>Percent Solids:</b>	n/a <sup>a</sup>
<b>Method:</b>	SW846 8260B	<b>Project:</b> Romic Soil Investigation(Romic EPA) - 2081 Bay Road, East Palo Alto, CA	

Run #	File ID	DF	Analyzed	By	Prep Date	Prep Batch	Analytical Batch
Run #1 <sup>b</sup>	M27375.D	1	09/09/11	XB	n/a	n/a	VM869
Run #2							

Run #	Initial Weight	Final Volume	Methanol Aliquot
Run #1	5.74 g	5.0 ml	50.0 ul
Run #2			

## VOA 8260 List

CAS No.	Compound	Result	RL	MDL	Units	Q
67-64-1	Acetone	ND	8700	1700	ug/kg	
71-43-2	Benzene	ND	440	130	ug/kg	
108-86-1	Bromobenzene	ND	440	130	ug/kg	
74-97-5	Bromochloromethane	ND	440	130	ug/kg	
75-27-4	Bromodichloromethane	ND	440	87	ug/kg	
75-25-2	Bromoform	ND	440	87	ug/kg	
104-51-8	n-Butylbenzene	ND	440	130	ug/kg	
135-98-8	sec-Butylbenzene	ND	440	130	ug/kg	
98-06-6	tert-Butylbenzene	ND	440	130	ug/kg	
108-90-7	Chlorobenzene	ND	440	130	ug/kg	
75-00-3	Chloroethane	ND	440	130	ug/kg	
67-66-3	Chloroform	ND	440	130	ug/kg	
95-49-8	o-Chlorotoluene	ND	440	130	ug/kg	
106-43-4	p-Chlorotoluene	ND	440	130	ug/kg	
56-23-5	Carbon tetrachloride	ND	440	87	ug/kg	
75-34-3	1,1-Dichloroethane	ND	440	87	ug/kg	
75-35-4	1,1-Dichloroethylene	ND	440	130	ug/kg	
563-58-6	1,1-Dichloropropene	ND	440	130	ug/kg	
96-12-8	1,2-Dibromo-3-chloropropane	ND	440	87	ug/kg	
106-93-4	1,2-Dibromoethane	ND	440	87	ug/kg	
107-06-2	1,2-Dichloroethane	ND	440	130	ug/kg	
78-87-5	1,2-Dichloropropane	ND	440	130	ug/kg	
142-28-9	1,3-Dichloropropane	ND	440	130	ug/kg	
108-20-3	Di-Isopropyl ether	ND	440	130	ug/kg	
594-20-7	2,2-Dichloropropane	ND	440	130	ug/kg	
124-48-1	Dibromochloromethane	ND	440	87	ug/kg	
75-71-8	Dichlorodifluoromethane	ND	440	87	ug/kg	
156-59-2	cis-1,2-Dichloroethylene	ND	440	130	ug/kg	
10061-01-5	cis-1,3-Dichloropropene	ND	440	130	ug/kg	
541-73-1	m-Dichlorobenzene	ND	440	130	ug/kg	
95-50-1	o-Dichlorobenzene	ND	440	130	ug/kg	
106-46-7	p-Dichlorobenzene	ND	440	130	ug/kg	

ND = Not detected MDL - Method Detection Limit

RL = Reporting Limit

E = Indicates value exceeds calibration range

J = Indicates an estimated value

B = Indicates analyte found in associated method blank

N = Indicates presumptive evidence of a compound

## Report of Analysis

<b>Client Sample ID:</b>	H20-0.5	<b>Date Sampled:</b>	08/30/11
<b>Lab Sample ID:</b>	C17723-7	<b>Date Received:</b>	08/31/11
<b>Matrix:</b>	SO - Soil	<b>Percent Solids:</b>	n/a <sup>a</sup>
<b>Method:</b>	SW846 8260B		
<b>Project:</b>	Romic Soil Investigation(Romic EPA) - 2081 Bay Road, East Palo Alto, CA		

## VOA 8260 List

CAS No.	Compound	Result	RL	MDL	Units	Q
156-60-5	trans-1,2-Dichloroethylene	ND	440	130	ug/kg	
10061-02-6	trans-1,3-Dichloropropene	ND	440	130	ug/kg	
100-41-4	Ethylbenzene	ND	440	130	ug/kg	
637-92-3	Ethyl tert-Butyl Ether	ND	440	130	ug/kg	
591-78-6	2-Hexanone	ND	3500	440	ug/kg	
87-68-3	Hexachlorobutadiene	ND	440	87	ug/kg	
98-82-8	Isopropylbenzene	ND	440	130	ug/kg	
99-87-6	p-Isopropyltoluene	ND	440	130	ug/kg	
108-10-1	4-Methyl-2-pentanone	ND	3500	1300	ug/kg	
74-83-9	Methyl bromide	ND	440	220	ug/kg	
74-87-3	Methyl chloride	ND	440	130	ug/kg	
74-95-3	Methylene bromide	ND	440	220	ug/kg	
75-09-2	Methylene chloride	ND	2200	1400	ug/kg	
78-93-3	Methyl ethyl ketone	11600	3500	1000	ug/kg	
1634-04-4	Methyl Tert Butyl Ether	ND	440	87	ug/kg	
91-20-3	Naphthalene	ND	440	130	ug/kg	
103-65-1	n-Propylbenzene	ND	440	130	ug/kg	
100-42-5	Styrene	ND	440	87	ug/kg	
994-05-8	Tert-Amyl Methyl Ether	ND	440	100	ug/kg	
75-65-0	Tert Butyl Alcohol	ND	3500	870	ug/kg	
630-20-6	1,1,1,2-Tetrachloroethane	ND	440	87	ug/kg	
71-55-6	1,1,1-Trichloroethane	ND	440	130	ug/kg	
79-34-5	1,1,2,2-Tetrachloroethane	ND	440	87	ug/kg	
79-00-5	1,1,2-Trichloroethane	ND	440	87	ug/kg	
87-61-6	1,2,3-Trichlorobenzene	ND	440	130	ug/kg	
96-18-4	1,2,3-Trichloropropane	ND	440	130	ug/kg	
120-82-1	1,2,4-Trichlorobenzene	ND	440	130	ug/kg	
95-63-6	1,2,4-Trimethylbenzene	ND	440	130	ug/kg	
108-67-8	1,3,5-Trimethylbenzene	ND	440	130	ug/kg	
127-18-4	Tetrachloroethylene	ND	440	300	ug/kg	
108-88-3	Toluene	241	440	130	ug/kg	J
79-01-6	Trichloroethylene	ND	440	87	ug/kg	
75-69-4	Trichlorofluoromethane	ND	440	100	ug/kg	
75-01-4	Vinyl chloride	ND	440	220	ug/kg	
1330-20-7	Xylene (total)	ND	870	350	ug/kg	

CAS No.	Surrogate Recoveries	Run# 1	Run# 2	Limits
1868-53-7	Dibromofluoromethane	91%		60-130%
2037-26-5	Toluene-D8	103%		60-130%

ND = Not detected MDL - Method Detection Limit

RL = Reporting Limit

E = Indicates value exceeds calibration range

J = Indicates an estimated value

B = Indicates analyte found in associated method blank

N = Indicates presumptive evidence of a compound

## Report of Analysis

<b>Client Sample ID:</b>	H20-0.5	
<b>Lab Sample ID:</b>	C17723-7	<b>Date Sampled:</b> 08/30/11
<b>Matrix:</b>	SO - Soil	<b>Date Received:</b> 08/31/11
<b>Method:</b>	SW846 8260B	<b>Percent Solids:</b> n/a <sup>a</sup>
<b>Project:</b>	Romic Soil Investigation(Romic EPA) - 2081 Bay Road, East Palo Alto, CA	

### VOA 8260 List

CAS No.	Surrogate Recoveries	Run# 1	Run# 2	Limits
460-00-4	4-Bromofluorobenzene	94%		60-130%

- (a) All results reported on wet weight basis.
- (b) Sample diluted due to high concentration of non-target compound(s).

ND = Not detected      MDL - Method Detection Limit  
 RL = Reporting Limit  
 E = Indicates value exceeds calibration range

J = Indicates an estimated value  
 B = Indicates analyte found in associated method blank  
 N = Indicates presumptive evidence of a compound

## Report of Analysis

<b>Client Sample ID:</b>	H20-0.5	<b>Date Sampled:</b>	08/30/11
<b>Lab Sample ID:</b>	C17723-7	<b>Date Received:</b>	08/31/11
<b>Matrix:</b>	SO - Soil	<b>Percent Solids:</b>	n/a <sup>a</sup>
<b>Method:</b>	SW846 8270C SW846 3550B	<b>Project:</b> Romic Soil Investigation(Romic EPA) - 2081 Bay Road, East Palo Alto, CA	

Run #	File ID	DF	Analyzed	By	Prep Date	Prep Batch	Analytical Batch
Run #1	Y9471.D	1	09/02/11	MT	09/01/11	OP4521	EY453
Run #2							

Run #	Initial Weight	Final Volume
Run #1	10.0 g	1.0 ml
Run #2		

## ABN Full List

CAS No.	Compound	Result	RL	MDL	Units	Q
65-85-0	Benzoic acid	ND	1000	890	ug/kg	
95-57-8	2-Chlorophenol	ND	1000	680	ug/kg	
59-50-7	4-Chloro-3-methyl phenol	ND	500	420	ug/kg	
120-83-2	2,4-Dichlorophenol	ND	500	140	ug/kg	
105-67-9	2,4-Dimethylphenol	ND	500	150	ug/kg	
51-28-5	2,4-Dinitrophenol	ND	2500	850	ug/kg	
534-52-1	4,6-Dinitro-o-cresol	ND	2000	1000	ug/kg	
95-48-7	2-Methylphenol	ND	500	170	ug/kg	
	3&4-Methylphenol	1130	500	150	ug/kg	
88-75-5	2-Nitrophenol	ND	500	130	ug/kg	
100-02-7	4-Nitrophenol	ND	2000	1200	ug/kg	
87-86-5	Pentachlorophenol	ND	500	420	ug/kg	
108-95-2	Phenol	ND	2000	1300	ug/kg	
95-95-4	2,4,5-Trichlorophenol	ND	500	120	ug/kg	
88-06-2	2,4,6-Trichlorophenol	ND	500	160	ug/kg	
83-32-9	Acenaphthene	ND	1000	500	ug/kg	
208-96-8	Acenaphthylene	ND	500	200	ug/kg	
62-53-3	Aniline	ND	500	140	ug/kg	
120-12-7	Anthracene	ND	500	100	ug/kg	
103-33-3	Azobenzene	ND	500	170	ug/kg	
92-87-5	Benzidine	ND	2500	730	ug/kg	
56-55-3	Benzo(a)anthracene	ND	500	70	ug/kg	
50-32-8	Benzo(a)pyrene	ND	500	90	ug/kg	
205-99-2	Benzo(b)fluoranthene	ND	500	60	ug/kg	
191-24-2	Benzo(g,h,i)perylene	ND	500	150	ug/kg	
207-08-9	Benzo(k)fluoranthene	ND	500	120	ug/kg	
101-55-3	4-Bromophenyl phenyl ether	ND	500	150	ug/kg	
85-68-7	Butyl benzyl phthalate	ND	500	110	ug/kg	
100-51-6	Benzyl Alcohol	ND	1000	160	ug/kg	
91-58-7	2-Chloronaphthalene	ND	500	180	ug/kg	
106-47-8	4-Chloroaniline	ND	500	140	ug/kg	
86-74-8	Carbazole	ND	500	80	ug/kg	

ND = Not detected MDL - Method Detection Limit

RL = Reporting Limit

E = Indicates value exceeds calibration range

J = Indicates an estimated value

B = Indicates analyte found in associated method blank

N = Indicates presumptive evidence of a compound



## Report of Analysis

<b>Client Sample ID:</b>	H20-0.5	<b>Date Sampled:</b>	08/30/11
<b>Lab Sample ID:</b>	C17723-7	<b>Date Received:</b>	08/31/11
<b>Matrix:</b>	SO - Soil	<b>Percent Solids:</b>	n/a <sup>a</sup>
<b>Method:</b>	SW846 8270C SW846 3550B	<b>Project:</b> Romic Soil Investigation(Romic EPA) - 2081 Bay Road, East Palo Alto, CA	

## ABN Full List

CAS No.	Compound	Result	RL	MDL	Units	Q
218-01-9	Chrysene	ND	500	100	ug/kg	
111-91-1	bis(2-Chloroethoxy)methane	ND	500	180	ug/kg	
111-44-4	bis(2-Chloroethyl)ether	ND	500	230	ug/kg	
108-60-1	bis(2-Chloroisopropyl)ether	ND	500	270	ug/kg	
7005-72-3	4-Chlorophenyl phenyl ether	ND	500	190	ug/kg	
95-50-1	1,2-Dichlorobenzene	ND	500	160	ug/kg	
541-73-1	1,3-Dichlorobenzene	ND	500	150	ug/kg	
106-46-7	1,4-Dichlorobenzene	ND	500	420	ug/kg	
121-14-2	2,4-Dinitrotoluene	ND	500	460	ug/kg	
606-20-2	2,6-Dinitrotoluene	ND	1000	320	ug/kg	
91-94-1	3,3' -Dichlorobenzidine	ND	2500	140	ug/kg	
53-70-3	Dibenzo(a,h)anthracene	ND	500	130	ug/kg	
132-64-9	Dibenzofuran	ND	500	160	ug/kg	
122-39-4	Diphenylamine	ND	500	120	ug/kg	
84-74-2	Di-n-butyl phthalate	ND	500	100	ug/kg	
117-84-0	Di-n-octyl phthalate	ND	500	130	ug/kg	
84-66-2	Diethyl phthalate	ND	500	170	ug/kg	
131-11-3	Dimethyl phthalate	ND	500	180	ug/kg	
117-81-7	bis(2-Ethylhexyl)phthalate	ND	500	220	ug/kg	
206-44-0	Fluoranthene	ND	500	100	ug/kg	
86-73-7	Fluorene	ND	500	180	ug/kg	
118-74-1	Hexachlorobenzene	ND	500	130	ug/kg	
87-68-3	Hexachlorobutadiene	ND	500	190	ug/kg	
77-47-4	Hexachlorocyclopentadiene	ND	500	140	ug/kg	
67-72-1	Hexachloroethane	ND	500	160	ug/kg	
193-39-5	Indeno(1,2,3-cd)pyrene	ND	500	140	ug/kg	
78-59-1	Isophorone	ND	500	170	ug/kg	
90-12-0	1-Methylnaphthalene	ND	500	160	ug/kg	
91-57-6	2-Methylnaphthalene	ND	500	160	ug/kg	
88-74-4	2-Nitroaniline	ND	500	120	ug/kg	
99-09-2	3-Nitroaniline	ND	500	120	ug/kg	
100-01-6	4-Nitroaniline	ND	500	300	ug/kg	
91-20-3	Naphthalene	176	500	170	ug/kg	J
98-95-3	Nitrobenzene	ND	500	160	ug/kg	
62-75-9	N-Nitrosodimethylamine	ND	5000	2200	ug/kg	
621-64-7	N-Nitroso-di-n-propylamine	ND	1000	550	ug/kg	
85-01-8	Phenanthrene	ND	500	110	ug/kg	
129-00-0	Pyrene	ND	1000	680	ug/kg	
110-86-1	Pyridine	ND	2000	220	ug/kg	
120-82-1	1,2,4-Trichlorobenzene	ND	500	340	ug/kg	

ND = Not detected MDL - Method Detection Limit

RL = Reporting Limit

E = Indicates value exceeds calibration range

J = Indicates an estimated value

B = Indicates analyte found in associated method blank

N = Indicates presumptive evidence of a compound

## Report of Analysis

<b>Client Sample ID:</b>	H20-0.5		<b>Date Sampled:</b>	08/30/11
<b>Lab Sample ID:</b>	C17723-7		<b>Date Received:</b>	08/31/11
<b>Matrix:</b>	SO - Soil		<b>Percent Solids:</b>	n/a <sup>a</sup>
<b>Method:</b>	SW846 8270C SW846 3550B		<b>Project:</b> Romic Soil Investigation(Romic EPA) - 2081 Bay Road, East Palo Alto, CA	

## ABN Full List

CAS No.	Surrogate Recoveries	Run# 1	Run# 2	Limits
367-12-4	2-Fluorophenol	0% <sup>b</sup>		20-100%
4165-62-2	Phenol-d5	57%		20-100%
118-79-6	2,4,6-Tribromophenol	91%		30-100%
4165-60-0	Nitrobenzene-d5	55%		20-100%
321-60-8	2-Fluorobiphenyl	57%		20-106%
1718-51-0	Terphenyl-d14	104%		55-130%

(a) All results reported on wet weight basis.

(b) Outside control limits due to matrix interference.

ND = Not detected MDL - Method Detection Limit

RL = Reporting Limit

E = Indicates value exceeds calibration range

J = Indicates an estimated value

B = Indicates analyte found in associated method blank

N = Indicates presumptive evidence of a compound

## Report of Analysis

<b>Client Sample ID:</b> H20-0.5		<b>Date Sampled:</b> 08/30/11
<b>Lab Sample ID:</b> C17723-7		<b>Date Received:</b> 08/31/11
<b>Matrix:</b> SO - Soil		<b>Percent Solids:</b> n/a <sup>a</sup>
<b>Method:</b> SW846 8015B		
<b>Project:</b> Romic Soil Investigation(Romic EPA) - 2081 Bay Road, East Palo Alto, CA		

Run #	File ID	DF	Analyzed	By	Prep Date	Prep Batch	Analytical Batch
Run #1	JK22558.D	1	09/08/11	TT	n/a	n/a	GJK929
Run #2							

Run #	Initial Weight	Final Volume	Methanol Aliquot
Run #1	5.74 g	5.0 ml	100 ul
Run #2			

**TPH Volatiles**

CAS No.	Compound	Result	RL	MDL	Units	Q
	TPH-GRO (C6-C10)	13.2	4.4	2.2	mg/kg	
CAS No.	Surrogate Recoveries	Run# 1	Run# 2	Limits		
98-08-8	aaa-Trifluorotoluene	78%		60-157%		

(a) All results reported on wet weight basis.

ND = Not detected      MDL - Method Detection Limit  
 RL = Reporting Limit  
 E = Indicates value exceeds calibration range

J = Indicates an estimated value  
 B = Indicates analyte found in associated method blank  
 N = Indicates presumptive evidence of a compound

## Report of Analysis

<b>Client Sample ID:</b>	H20-0.5	
<b>Lab Sample ID:</b>	C17723-7	<b>Date Sampled:</b> 08/30/11
<b>Matrix:</b>	SO - Soil	<b>Date Received:</b> 08/31/11
<b>Method:</b>	SW846 8081A SW846 3545A	<b>Percent Solids:</b> n/a <sup>a</sup>
<b>Project:</b>	Romic Soil Investigation(Romic EPA) - 2081 Bay Road, East Palo Alto, CA	

Run #1	File ID	DF	Analyzed	By	Prep Date	Prep Batch	Analytical Batch
Run #1	OO24359.D	10	09/06/11	RV	09/01/11	OP4516	G00768
Run #2							

Run #1	Initial Weight	Final Volume
Run #1	10.1 g	10.0 ml
Run #2		

## Pesticide PPL List

CAS No.	Compound	Result	RL	MDL	Units	Q
309-00-2	Aldrin	ND	99	12	ug/kg	
319-84-6	alpha-BHC	ND	99	11	ug/kg	
319-85-7	beta-BHC	ND	99	24	ug/kg	
319-86-8	delta-BHC	ND	99	12	ug/kg	
58-89-9	gamma-BHC (Lindane)	ND	99	12	ug/kg	
12789-03-6	Chlordane	ND	990	990	ug/kg	
60-57-1	Dieldrin	ND	99	18	ug/kg	
72-54-8	4,4'-DDD	66.4	99	21	ug/kg	J
72-55-9	4,4'-DDE	128	99	18	ug/kg	
50-29-3	4,4'-DDT	ND	99	15	ug/kg	
72-20-8	Endrin	ND	99	18	ug/kg	
7421-93-4	Endrin aldehyde	ND	99	18	ug/kg	
959-98-8	Endosulfan-I	ND	99	17	ug/kg	
33213-65-9	Endosulfan-II	ND	99	18	ug/kg	
1031-07-8	Endosulfan sulfate	ND	99	17	ug/kg	
76-44-8	Heptachlor	ND	99	14	ug/kg	
1024-57-3	Heptachlor epoxide	ND	99	15	ug/kg	
72-43-5	Methoxychlor	ND	99	16	ug/kg	
8001-35-2	Toxaphene	ND	990	990	ug/kg	

CAS No.	Surrogate Recoveries	Run# 1	Run# 2	Limits
877-09-8	Tetrachloro-m-xylene	56%		35-132%
877-09-8	Tetrachloro-m-xylene	54%		35-132%
2051-24-3	Decachlorobiphenyl	86%		35-132%
2051-24-3	Decachlorobiphenyl	79%		35-132%

(a) All results reported on wet weight basis.

ND = Not detected      MDL - Method Detection Limit  
 RL = Reporting Limit  
 E = Indicates value exceeds calibration range

J = Indicates an estimated value  
 B = Indicates analyte found in associated method blank  
 N = Indicates presumptive evidence of a compound

## Report of Analysis

<b>Client Sample ID:</b> H20-0.5		<b>Date Sampled:</b> 08/30/11
<b>Lab Sample ID:</b> C17723-7		<b>Date Received:</b> 08/31/11
<b>Matrix:</b> SO - Soil		<b>Percent Solids:</b> n/a <sup>a</sup>
<b>Method:</b> SW846 8082 SW846 3550B		
<b>Project:</b> Romic Soil Investigation(Romic EPA) - 2081 Bay Road, East Palo Alto, CA		

Run #1	File ID	DF	Analyzed	By	Prep Date	Prep Batch	Analytical Batch
Run #1	OO24451.D	1	09/08/11	RV	09/07/11	OP4552	G00771
Run #2							

Run #1	Initial Weight	Final Volume
Run #1	1.00 g	10.0 ml
Run #2		

**PCB List**

CAS No.	Compound	Result	RL	MDL	Units	Q
12674-11-2	Aroclor 1016	ND	1000	170	ug/kg	
11104-28-2	Aroclor 1221	ND	1000	500	ug/kg	
11141-16-5	Aroclor 1232	ND	1000	500	ug/kg	
53469-21-9	Aroclor 1242	ND	1000	500	ug/kg	
12672-29-6	Aroclor 1248	ND	1000	500	ug/kg	
11097-69-1	Aroclor 1254	ND	1000	500	ug/kg	
11096-82-5	Aroclor 1260	ND	1000	200	ug/kg	

CAS No.	Surrogate Recoveries	Run# 1	Run# 2	Limits
877-09-8	Tetrachloro-m-xylene	68%		45-108%
877-09-8	Tetrachloro-m-xylene	64%		45-108%
2051-24-3	Decachlorobiphenyl	91%		54-121%
2051-24-3	Decachlorobiphenyl	77%		54-121%

(a) All results reported on wet weight basis.

ND = Not detected      MDL - Method Detection Limit  
 RL = Reporting Limit  
 E = Indicates value exceeds calibration range

J = Indicates an estimated value  
 B = Indicates analyte found in associated method blank  
 N = Indicates presumptive evidence of a compound

## Report of Analysis

<b>Client Sample ID:</b> H20-0.5		<b>Date Sampled:</b> 08/30/11
<b>Lab Sample ID:</b> C17723-7		<b>Date Received:</b> 08/31/11
<b>Matrix:</b> SO - Soil		<b>Percent Solids:</b> n/a <sup>a</sup>
<b>Method:</b> SW846 8015B M SW846 3545A		
<b>Project:</b> Romc Soil Investigation(Romc EPA) - 2081 Bay Road, East Palo Alto, CA		

Run #	File ID	DF	Analyzed	By	Prep Date	Prep Batch	Analytical Batch
Run #1	GG28307.D	1	09/06/11	JH	09/02/11	OP4524	GGG754
Run #2							

Run #	Initial Weight	Final Volume
Run #1	10.2 g	1.0 ml
Run #2		

### TPH Extractable w/ Silica Gel Cleanup

CAS No.	Compound	Result	RL	MDL	Units	Q
	TPH (C10-C28)	18.1	9.8	4.9	mg/kg	
	TPH (> C28-C40)	25.6	20	9.8	mg/kg	

CAS No.	Surrogate Recoveries	Run# 1	Run# 2	Limits
630-01-3	Hexacosane	89%		45-140%

(a) All results reported on wet weight basis.

ND = Not detected      MDL - Method Detection Limit  
 RL = Reporting Limit  
 E = Indicates value exceeds calibration range

J = Indicates an estimated value  
 B = Indicates analyte found in associated method blank  
 N = Indicates presumptive evidence of a compound

## Report of Analysis

<b>Client Sample ID:</b> H20-0.5	<b>Date Sampled:</b> 08/30/11
<b>Lab Sample ID:</b> C17723-7	<b>Date Received:</b> 08/31/11
<b>Matrix:</b> SO - Soil	<b>Percent Solids:</b> n/a <sup>a</sup>
<b>Project:</b> Romic Soil Investigation(Romic EPA) - 2081 Bay Road, East Palo Alto, CA	

## Metals Analysis

Analyte	Result	RL	Units	DF	Prep	Analyzed By	Method	Prep Method
Antimony	< 1.8	1.8	mg/kg	1	09/04/11	09/07/11 RS	SW846 6010B <sup>1</sup>	SW846 3050B <sup>4</sup>
Arsenic	10.7	1.8	mg/kg	1	09/04/11	09/07/11 RS	SW846 6010B <sup>1</sup>	SW846 3050B <sup>4</sup>
Barium	176	18	mg/kg	1	09/04/11	09/07/11 RS	SW846 6010B <sup>1</sup>	SW846 3050B <sup>4</sup>
Beryllium	< 0.92	0.92	mg/kg	1	09/04/11	09/07/11 RS	SW846 6010B <sup>2</sup>	SW846 3050B <sup>4</sup>
Cadmium	< 0.92	0.92	mg/kg	1	09/04/11	09/07/11 RS	SW846 6010B <sup>1</sup>	SW846 3050B <sup>4</sup>
Chromium	39.6	0.92	mg/kg	1	09/04/11	09/07/11 RS	SW846 6010B <sup>1</sup>	SW846 3050B <sup>4</sup>
Cobalt	10.2	0.92	mg/kg	1	09/04/11	09/07/11 RS	SW846 6010B <sup>1</sup>	SW846 3050B <sup>4</sup>
Copper	23.0	2.3	mg/kg	1	09/04/11	09/07/11 RS	SW846 6010B <sup>1</sup>	SW846 3050B <sup>4</sup>
Lead	71.2	1.8	mg/kg	1	09/04/11	09/07/11 RS	SW846 6010B <sup>1</sup>	SW846 3050B <sup>4</sup>
Mercury	0.45	0.036	mg/kg	1	09/09/11	09/10/11 RW	SW846 7471A <sup>3</sup>	SW846 7471A <sup>5</sup>
Molybdenum	< 1.8	1.8	mg/kg	1	09/04/11	09/07/11 RS	SW846 6010B <sup>1</sup>	SW846 3050B <sup>4</sup>
Nickel	40.6	0.92	mg/kg	1	09/04/11	09/07/11 RS	SW846 6010B <sup>1</sup>	SW846 3050B <sup>4</sup>
Selenium	< 1.8	1.8	mg/kg	1	09/04/11	09/07/11 RS	SW846 6010B <sup>1</sup>	SW846 3050B <sup>4</sup>
Silver	< 0.92	0.92	mg/kg	1	09/04/11	09/07/11 RS	SW846 6010B <sup>1</sup>	SW846 3050B <sup>4</sup>
Thallium	< 1.8	1.8	mg/kg	1	09/04/11	09/07/11 RS	SW846 6010B <sup>1</sup>	SW846 3050B <sup>4</sup>
Vanadium	40.7	0.92	mg/kg	1	09/04/11	09/07/11 RS	SW846 6010B <sup>1</sup>	SW846 3050B <sup>4</sup>
Zinc	91.5	1.8	mg/kg	1	09/04/11	09/07/11 RS	SW846 6010B <sup>1</sup>	SW846 3050B <sup>4</sup>

(1) Instrument QC Batch: MA2077

(2) Instrument QC Batch: MA2080

(3) Instrument QC Batch: MA2085

(4) Prep QC Batch: MP3926

(5) Prep QC Batch: MP3951

(a) All results reported on wet weight basis.

RL = Reporting Limit

## Report of Analysis

<b>Client Sample ID:</b>	H20-5.0	<b>Date Sampled:</b>	08/30/11
<b>Lab Sample ID:</b>	C17723-8	<b>Date Received:</b>	08/31/11
<b>Matrix:</b>	SO - Soil	<b>Percent Solids:</b>	n/a <sup>a</sup>
<b>Method:</b>	SW846 8260B	<b>Project:</b> Romic Soil Investigation(Romic EPA) - 2081 Bay Road, East Palo Alto, CA	

Run #	File ID	DF	Analyzed	By	Prep Date	Prep Batch	Analytical Batch
Run #1	M27312.D	50	09/07/11	XB	n/a	n/a	VM866
Run #2							

Run #	Initial Weight	Final Volume	Methanol Aliquot
Run #1	4.40 g	5.0 ml	25.0 ul
Run #2			

## VOA 8260 List

CAS No.	Compound	Result	RL	MDL	Units	Q
67-64-1	Acetone	ND	1100000	230000	ug/kg	
71-43-2	Benzene	ND	57000	17000	ug/kg	
108-86-1	Bromobenzene	ND	57000	17000	ug/kg	
74-97-5	Bromochloromethane	ND	57000	17000	ug/kg	
75-27-4	Bromodichloromethane	ND	57000	11000	ug/kg	
75-25-2	Bromoform	ND	57000	11000	ug/kg	
104-51-8	n-Butylbenzene	ND	57000	17000	ug/kg	
135-98-8	sec-Butylbenzene	ND	57000	17000	ug/kg	
98-06-6	tert-Butylbenzene	ND	57000	17000	ug/kg	
108-90-7	Chlorobenzene	ND	57000	17000	ug/kg	
75-00-3	Chloroethane	ND	57000	17000	ug/kg	
67-66-3	Chloroform	ND	57000	17000	ug/kg	
95-49-8	o-Chlorotoluene	ND	57000	17000	ug/kg	
106-43-4	p-Chlorotoluene	ND	57000	17000	ug/kg	
56-23-5	Carbon tetrachloride	ND	57000	11000	ug/kg	
75-34-3	1,1-Dichloroethane	24800	57000	11000	ug/kg	J
75-35-4	1,1-Dichloroethylene	ND	57000	17000	ug/kg	
563-58-6	1,1-Dichloropropene	ND	57000	17000	ug/kg	
96-12-8	1,2-Dibromo-3-chloropropane	ND	57000	11000	ug/kg	
106-93-4	1,2-Dibromoethane	ND	57000	11000	ug/kg	
107-06-2	1,2-Dichloroethane	ND	57000	17000	ug/kg	
78-87-5	1,2-Dichloropropane	ND	57000	17000	ug/kg	
142-28-9	1,3-Dichloropropane	ND	57000	17000	ug/kg	
108-20-3	Di-Isopropyl ether	ND	57000	17000	ug/kg	
594-20-7	2,2-Dichloropropane	ND	57000	17000	ug/kg	
124-48-1	Dibromochloromethane	ND	57000	11000	ug/kg	
75-71-8	Dichlorodifluoromethane	ND	57000	11000	ug/kg	
156-59-2	cis-1,2-Dichloroethylene	83700	57000	17000	ug/kg	
10061-01-5	cis-1,3-Dichloropropene	ND	57000	17000	ug/kg	
541-73-1	m-Dichlorobenzene	ND	57000	17000	ug/kg	
95-50-1	o-Dichlorobenzene	ND	57000	17000	ug/kg	
106-46-7	p-Dichlorobenzene	ND	57000	17000	ug/kg	

ND = Not detected MDL - Method Detection Limit

RL = Reporting Limit

E = Indicates value exceeds calibration range

J = Indicates an estimated value

B = Indicates analyte found in associated method blank

N = Indicates presumptive evidence of a compound



## Report of Analysis

<b>Client Sample ID:</b>	H20-5.0	<b>Date Sampled:</b>	08/30/11
<b>Lab Sample ID:</b>	C17723-8	<b>Date Received:</b>	08/31/11
<b>Matrix:</b>	SO - Soil	<b>Percent Solids:</b>	n/a <sup>a</sup>
<b>Method:</b>	SW846 8260B	<b>Project:</b> Romc Soil Investigation(Romc EPA) - 2081 Bay Road,East Palo Alto,CA	

## VOA 8260 List

CAS No.	Compound	Result	RL	MDL	Units	Q
156-60-5	trans-1,2-Dichloroethylene	ND	57000	17000	ug/kg	
10061-02-6	trans-1,3-Dichloropropene	ND	57000	17000	ug/kg	
100-41-4	Ethylbenzene	149000	57000	17000	ug/kg	
637-92-3	Ethyl tert-Butyl Ether	ND	57000	17000	ug/kg	
591-78-6	2-Hexanone	ND	450000	57000	ug/kg	
87-68-3	Hexachlorobutadiene	ND	57000	11000	ug/kg	
98-82-8	Isopropylbenzene	ND	57000	17000	ug/kg	
99-87-6	p-Isopropyltoluene	ND	57000	17000	ug/kg	
108-10-1	4-Methyl-2-pentanone	ND	450000	170000	ug/kg	
74-83-9	Methyl bromide	ND	57000	28000	ug/kg	
74-87-3	Methyl chloride	ND	57000	17000	ug/kg	
74-95-3	Methylene bromide	ND	57000	28000	ug/kg	
75-09-2	Methylene chloride	ND	280000	180000	ug/kg	
78-93-3	Methyl ethyl ketone	322000	450000	140000	ug/kg	J
1634-04-4	Methyl Tert Butyl Ether	ND	57000	11000	ug/kg	
91-20-3	Naphthalene	441000	57000	17000	ug/kg	
103-65-1	n-Propylbenzene	23300	57000	17000	ug/kg	J
100-42-5	Styrene	ND	57000	11000	ug/kg	
994-05-8	Tert-Amyl Methyl Ether	ND	57000	14000	ug/kg	
75-65-0	Tert Butyl Alcohol	ND	450000	110000	ug/kg	
630-20-6	1,1,1,2-Tetrachloroethane	ND	57000	11000	ug/kg	
71-55-6	1,1,1-Trichloroethane	ND	57000	17000	ug/kg	
79-34-5	1,1,2,2-Tetrachloroethane	ND	57000	11000	ug/kg	
79-00-5	1,1,2-Trichloroethane	11400	57000	11000	ug/kg	J
87-61-6	1,2,3-Trichlorobenzene	ND	57000	17000	ug/kg	
96-18-4	1,2,3-Trichloropropane	ND	57000	17000	ug/kg	
120-82-1	1,2,4-Trichlorobenzene	ND	57000	17000	ug/kg	
95-63-6	1,2,4-Trimethylbenzene	297000	57000	17000	ug/kg	
108-67-8	1,3,5-Trimethylbenzene	61200	57000	17000	ug/kg	
127-18-4	Tetrachloroethylene	55700	57000	40000	ug/kg	J
108-88-3	Toluene	447000	57000	17000	ug/kg	
79-01-6	Trichloroethylene	105000	57000	11000	ug/kg	
75-69-4	Trichlorofluoromethane	ND	57000	14000	ug/kg	
75-01-4	Vinyl chloride	ND	57000	28000	ug/kg	
1330-20-7	Xylene (total)	760000	110000	45000	ug/kg	

CAS No.	Surrogate Recoveries	Run# 1	Run# 2	Limits
1868-53-7	Dibromofluoromethane	93%		60-130%
2037-26-5	Toluene-D8	99%		60-130%

ND = Not detected MDL - Method Detection Limit

RL = Reporting Limit

E = Indicates value exceeds calibration range

J = Indicates an estimated value

B = Indicates analyte found in associated method blank

N = Indicates presumptive evidence of a compound

## Report of Analysis

<b>Client Sample ID:</b>	H20-5.0	
<b>Lab Sample ID:</b>	C17723-8	<b>Date Sampled:</b> 08/30/11
<b>Matrix:</b>	SO - Soil	<b>Date Received:</b> 08/31/11
<b>Method:</b>	SW846 8260B	<b>Percent Solids:</b> n/a <sup>a</sup>
<b>Project:</b>	Romic Soil Investigation(Romic EPA) - 2081 Bay Road, East Palo Alto, CA	

### VOA 8260 List

CAS No.	Surrogate Recoveries	Run# 1	Run# 2	Limits
460-00-4	4-Bromofluorobenzene	101%		60-130%

(a) All results reported on wet weight basis.

ND = Not detected      MDL - Method Detection Limit  
 RL = Reporting Limit  
 E = Indicates value exceeds calibration range

J = Indicates an estimated value  
 B = Indicates analyte found in associated method blank  
 N = Indicates presumptive evidence of a compound

## Report of Analysis

<b>Client Sample ID:</b>	H20-5.0	<b>Date Sampled:</b>	08/30/11
<b>Lab Sample ID:</b>	C17723-8	<b>Date Received:</b>	08/31/11
<b>Matrix:</b>	SO - Soil	<b>Percent Solids:</b>	n/a <sup>a</sup>
<b>Method:</b>	SW846 8270C SW846 3550B	<b>Project:</b> Romic Soil Investigation(Romic EPA) - 2081 Bay Road, East Palo Alto, CA	

Run #1	File ID	DF	Analyzed	By	Prep Date	Prep Batch	Analytical Batch
Run #1	Y9478.D	10	09/02/11	MT	09/01/11	OP4521	EY453
Run #2							

Run #1	Initial Weight	Final Volume
Run #1	10.0 g	1.0 ml
Run #2		

## ABN Full List

CAS No.	Compound	Result	RL	MDL	Units	Q
65-85-0	Benzoic acid	11600	10000	8900	ug/kg	
95-57-8	2-Chlorophenol	ND	10000	6800	ug/kg	
59-50-7	4-Chloro-3-methyl phenol	ND	5000	4200	ug/kg	
120-83-2	2,4-Dichlorophenol	ND	5000	1400	ug/kg	
105-67-9	2,4-Dimethylphenol	ND	5000	1500	ug/kg	
51-28-5	2,4-Dinitrophenol	ND	25000	8500	ug/kg	
534-52-1	4,6-Dinitro-o-cresol	ND	20000	10000	ug/kg	
95-48-7	2-Methylphenol	ND	5000	1700	ug/kg	
	3&4-Methylphenol	ND	5000	1500	ug/kg	
88-75-5	2-Nitrophenol	ND	5000	1300	ug/kg	
100-02-7	4-Nitrophenol	ND	20000	12000	ug/kg	
87-86-5	Pentachlorophenol	ND	5000	4200	ug/kg	
108-95-2	Phenol	ND	20000	13000	ug/kg	
95-95-4	2,4,5-Trichlorophenol	ND	5000	1200	ug/kg	
88-06-2	2,4,6-Trichlorophenol	ND	5000	1600	ug/kg	
83-32-9	Acenaphthene	ND	10000	5000	ug/kg	
208-96-8	Acenaphthylene	ND	5000	2000	ug/kg	
62-53-3	Aniline	ND	5000	1400	ug/kg	
120-12-7	Anthracene	ND	5000	1000	ug/kg	
103-33-3	Azobenzene	ND	5000	1700	ug/kg	
92-87-5	Benzidine	ND	25000	7300	ug/kg	
56-55-3	Benzo(a)anthracene	ND	5000	700	ug/kg	
50-32-8	Benzo(a)pyrene	ND	5000	900	ug/kg	
205-99-2	Benzo(b)fluoranthene	ND	5000	600	ug/kg	
191-24-2	Benzo(g,h,i)perylene	ND	5000	1500	ug/kg	
207-08-9	Benzo(k)fluoranthene	ND	5000	1200	ug/kg	
101-55-3	4-Bromophenyl phenyl ether	ND	5000	1500	ug/kg	
85-68-7	Butyl benzyl phthalate	ND	5000	1100	ug/kg	
100-51-6	Benzyl Alcohol	ND	10000	1600	ug/kg	
91-58-7	2-Chloronaphthalene	ND	5000	1800	ug/kg	
106-47-8	4-Chloroaniline	ND	5000	1400	ug/kg	
86-74-8	Carbazole	ND	5000	800	ug/kg	

ND = Not detected MDL - Method Detection Limit

J = Indicates an estimated value

RL = Reporting Limit

B = Indicates analyte found in associated method blank

E = Indicates value exceeds calibration range

N = Indicates presumptive evidence of a compound

## Report of Analysis

<b>Client Sample ID:</b>	H20-5.0	<b>Date Sampled:</b>	08/30/11
<b>Lab Sample ID:</b>	C17723-8	<b>Date Received:</b>	08/31/11
<b>Matrix:</b>	SO - Soil	<b>Percent Solids:</b>	n/a <sup>a</sup>
<b>Method:</b>	SW846 8270C SW846 3550B	<b>Project:</b> Romic Soil Investigation(Romic EPA) - 2081 Bay Road,East Palo Alto,CA	

## ABN Full List

CAS No.	Compound	Result	RL	MDL	Units	Q
218-01-9	Chrysene	ND	5000	1000	ug/kg	
111-91-1	bis(2-Chloroethoxy)methane	ND	5000	1800	ug/kg	
111-44-4	bis(2-Chloroethyl)ether	ND	5000	2300	ug/kg	
108-60-1	bis(2-Chloroisopropyl)ether	ND	5000	2700	ug/kg	
7005-72-3	4-Chlorophenyl phenyl ether	ND	5000	1900	ug/kg	
95-50-1	1,2-Dichlorobenzene	ND	5000	1600	ug/kg	
541-73-1	1,3-Dichlorobenzene	ND	5000	1500	ug/kg	
106-46-7	1,4-Dichlorobenzene	ND	5000	4200	ug/kg	
121-14-2	2,4-Dinitrotoluene	ND	5000	4600	ug/kg	
606-20-2	2,6-Dinitrotoluene	ND	10000	3200	ug/kg	
91-94-1	3,3'-Dichlorobenzidine	ND	25000	1400	ug/kg	
53-70-3	Dibenzo(a,h)anthracene	ND	5000	1300	ug/kg	
132-64-9	Dibenzofuran	ND	5000	1600	ug/kg	
122-39-4	Diphenylamine	ND	5000	1200	ug/kg	
84-74-2	Di-n-butyl phthalate	ND	5000	1000	ug/kg	
117-84-0	Di-n-octyl phthalate	7430	5000	1300	ug/kg	
84-66-2	Diethyl phthalate	ND	5000	1700	ug/kg	
131-11-3	Dimethyl phthalate	ND	5000	1800	ug/kg	
117-81-7	bis(2-Ethylhexyl)phthalate	3060	5000	2200	ug/kg	J
206-44-0	Fluoranthene	ND	5000	1000	ug/kg	
86-73-7	Fluorene	ND	5000	1800	ug/kg	
118-74-1	Hexachlorobenzene	ND	5000	1300	ug/kg	
87-68-3	Hexachlorobutadiene	ND	5000	1900	ug/kg	
77-47-4	Hexachlorocyclopentadiene	ND	5000	1400	ug/kg	
67-72-1	Hexachloroethane	ND	5000	1600	ug/kg	
193-39-5	Indeno(1,2,3-cd)pyrene	ND	5000	1400	ug/kg	
78-59-1	Isophorone	2590	5000	1700	ug/kg	J
90-12-0	1-Methylnaphthalene	ND	5000	1600	ug/kg	
91-57-6	2-Methylnaphthalene	ND	5000	1600	ug/kg	
88-74-4	2-Nitroaniline	ND	5000	1200	ug/kg	
99-09-2	3-Nitroaniline	ND	5000	1200	ug/kg	
100-01-6	4-Nitroaniline	ND	5000	3000	ug/kg	
91-20-3	Naphthalene	ND	5000	1700	ug/kg	
98-95-3	Nitrobenzene	ND	5000	1600	ug/kg	
62-75-9	N-Nitrosodimethylamine	ND	50000	22000	ug/kg	
621-64-7	N-Nitroso-di-n-propylamine	ND	10000	5500	ug/kg	
85-01-8	Phenanthrene	ND	5000	1100	ug/kg	
129-00-0	Pyrene	ND	10000	6800	ug/kg	
110-86-1	Pyridine	ND	20000	2200	ug/kg	
120-82-1	1,2,4-Trichlorobenzene	ND	5000	3400	ug/kg	

ND = Not detected MDL - Method Detection Limit

RL = Reporting Limit

E = Indicates value exceeds calibration range

J = Indicates an estimated value

B = Indicates analyte found in associated method blank

N = Indicates presumptive evidence of a compound

## Report of Analysis

<b>Client Sample ID:</b>	H20-5.0	
<b>Lab Sample ID:</b>	C17723-8	<b>Date Sampled:</b> 08/30/11
<b>Matrix:</b>	SO - Soil	<b>Date Received:</b> 08/31/11
<b>Method:</b>	SW846 8270C SW846 3550B	<b>Percent Solids:</b> n/a <sup>a</sup>
<b>Project:</b>	Romic Soil Investigation(Romic EPA) - 2081 Bay Road, East Palo Alto, CA	

### ABN Full List

CAS No.	Surrogate Recoveries	Run# 1	Run# 2	Limits
367-12-4	2-Fluorophenol	59%		20-100%
4165-62-2	Phenol-d5	62%		20-100%
118-79-6	2,4,6-Tribromophenol	93%		30-100%
4165-60-0	Nitrobenzene-d5	56%		20-100%
321-60-8	2-Fluorobiphenyl	66%		20-106%
1718-51-0	Terphenyl-d14	105%		55-130%

(a) All results reported on wet weight basis.

ND = Not detected      MDL - Method Detection Limit  
 RL = Reporting Limit  
 E = Indicates value exceeds calibration range

J = Indicates an estimated value  
 B = Indicates analyte found in associated method blank  
 N = Indicates presumptive evidence of a compound

## Report of Analysis

<b>Client Sample ID:</b> H20-5.0		
<b>Lab Sample ID:</b> C17723-8		<b>Date Sampled:</b> 08/30/11
<b>Matrix:</b> SO - Soil		<b>Date Received:</b> 08/31/11
<b>Method:</b> SW846 8015B		<b>Percent Solids:</b> n/a <sup>a</sup>
<b>Project:</b> Romic Soil Investigation(Romic EPA) - 2081 Bay Road, East Palo Alto, CA		

	File ID	DF	Analyzed	By	Prep Date	Prep Batch	Analytical Batch
Run #1	JK22538.D	50	09/08/11	TT	n/a	n/a	GJK928
Run #2							

	Initial Weight	Final Volume	Methanol Aliquot
Run #1	4.40 g	5.0 ml	25.0 ul
Run #2			

### TPH Volatiles

CAS No.	Compound	Result	RL	MDL	Units	Q
	TPH-GRO (C6-C10)	4640	1100	570	mg/kg	
CAS No.	Surrogate Recoveries	Run# 1	Run# 2	Limits		
98-08-8	aaa-Trifluorotoluene	91%		60-157%		

(a) All results reported on wet weight basis.

ND = Not detected      MDL - Method Detection Limit  
 RL = Reporting Limit  
 E = Indicates value exceeds calibration range

J = Indicates an estimated value  
 B = Indicates analyte found in associated method blank  
 N = Indicates presumptive evidence of a compound

## Report of Analysis

<b>Client Sample ID:</b>	H20-5.0	<b>Date Sampled:</b>	08/30/11
<b>Lab Sample ID:</b>	C17723-8	<b>Date Received:</b>	08/31/11
<b>Matrix:</b>	SO - Soil	<b>Percent Solids:</b>	n/a <sup>a</sup>
<b>Method:</b>	SW846 8081A SW846 3545A	<b>Project:</b> Romc Soil Investigation(Romc EPA) - 2081 Bay Road, East Palo Alto, CA	

	File ID	DF	Analyzed	By	Prep Date	Prep Batch	Analytical Batch
Run #1 <sup>b</sup>	OO24358.D	20	09/06/11	RV	09/01/11	OP4516	G00768
Run #2							

	Initial Weight	Final Volume
Run #1	10.2 g	10.0 ml
Run #2		

## Pesticide PPL List

CAS No.	Compound	Result	RL	MDL	Units	Q
309-00-2	Aldrin	ND	200	24	ug/kg	
319-84-6	alpha-BHC	ND	200	22	ug/kg	
319-85-7	beta-BHC	ND	200	47	ug/kg	
319-86-8	delta-BHC	ND	200	24	ug/kg	
58-89-9	gamma-BHC (Lindane)	ND	200	24	ug/kg	
12789-03-6	Chlordane	ND	2000	2000	ug/kg	
60-57-1	Dieldrin	ND	200	35	ug/kg	
72-54-8	4,4' -DDD	ND	200	41	ug/kg	
72-55-9	4,4' -DDE	ND	200	35	ug/kg	
50-29-3	4,4' -DDT	ND	200	29	ug/kg	
72-20-8	Endrin	ND	200	35	ug/kg	
7421-93-4	Endrin aldehyde	ND	200	35	ug/kg	
959-98-8	Endosulfan-I	ND	200	33	ug/kg	
33213-65-9	Endosulfan-II	ND	200	35	ug/kg	
1031-07-8	Endosulfan sulfate	ND	200	33	ug/kg	
76-44-8	Heptachlor	ND	200	27	ug/kg	
1024-57-3	Heptachlor epoxide	ND	200	29	ug/kg	
72-43-5	Methoxychlor	ND	200	31	ug/kg	
8001-35-2	Toxaphene	ND	2000	2000	ug/kg	

CAS No.	Surrogate Recoveries	Run# 1	Run# 2	Limits
877-09-8	Tetrachloro-m-xylene	68%		35-132%
877-09-8	Tetrachloro-m-xylene	74%		35-132%
2051-24-3	Decachlorobiphenyl	107%		35-132%
2051-24-3	Decachlorobiphenyl	116%		35-132%

(a) All results reported on wet weight basis.

(b) Reporting limits raised due to high concentration of non-target compounds (hydrocarbons).

ND = Not detected MDL - Method Detection Limit

RL = Reporting Limit

E = Indicates value exceeds calibration range

J = Indicates an estimated value

B = Indicates analyte found in associated method blank

N = Indicates presumptive evidence of a compound

## Report of Analysis

<b>Client Sample ID:</b> H20-5.0		<b>Date Sampled:</b> 08/30/11
<b>Lab Sample ID:</b> C17723-8		<b>Date Received:</b> 08/31/11
<b>Matrix:</b> SO - Soil		<b>Percent Solids:</b> n/a <sup>a</sup>
<b>Method:</b> SW846 8082 SW846 3550B		
<b>Project:</b> Romc Soil Investigation(Romc EPA) - 2081 Bay Road, East Palo Alto, CA		

Run #1	File ID	DF	Analyzed	By	Prep Date	Prep Batch	Analytical Batch
Run #1	OO24452.D	1	09/08/11	RV	09/07/11	OP4552	G00771
Run #2							

Run #1	Initial Weight	Final Volume
Run #1	1.00 g	10.0 ml
Run #2		

**PCB List**

CAS No.	Compound	Result	RL	MDL	Units	Q
12674-11-2	Aroclor 1016	ND	1000	170	ug/kg	
11104-28-2	Aroclor 1221	ND	1000	500	ug/kg	
11141-16-5	Aroclor 1232	ND	1000	500	ug/kg	
53469-21-9	Aroclor 1242	ND	1000	500	ug/kg	
12672-29-6	Aroclor 1248	ND	1000	500	ug/kg	
11097-69-1	Aroclor 1254	627	1000	500	ug/kg	J
11096-82-5	Aroclor 1260	ND	1000	200	ug/kg	

CAS No.	Surrogate Recoveries	Run# 1	Run# 2	Limits
877-09-8	Tetrachloro-m-xylene	72%		45-108%
877-09-8	Tetrachloro-m-xylene	63%		45-108%
2051-24-3	Decachlorobiphenyl	90%		54-121%
2051-24-3	Decachlorobiphenyl	67%		54-121%

(a) All results reported on wet weight basis.

ND = Not detected      MDL - Method Detection Limit  
 RL = Reporting Limit  
 E = Indicates value exceeds calibration range

J = Indicates an estimated value  
 B = Indicates analyte found in associated method blank  
 N = Indicates presumptive evidence of a compound



## Report of Analysis

<b>Client Sample ID:</b> H20-5.0		<b>Date Sampled:</b> 08/30/11
<b>Lab Sample ID:</b> C17723-8		<b>Date Received:</b> 08/31/11
<b>Matrix:</b> SO - Soil		<b>Percent Solids:</b> n/a <sup>a</sup>
<b>Method:</b> SW846 8015B M SW846 3545A		
<b>Project:</b> Romc Soil Investigation(Romc EPA) - 2081 Bay Road, East Palo Alto, CA		

Run #	File ID	DF	Analyzed	By	Prep Date	Prep Batch	Analytical Batch
Run #1	HH16788.D	10	09/07/11	JH	09/02/11	OP4524	GHH559
Run #2							

Run #	Initial Weight	Final Volume
Run #1	10.0 g	1.0 ml
Run #2		

**TPH Extractable w/ Silica Gel Cleanup**

CAS No.	Compound	Result	RL	MDL	Units	Q
	TPH (C10-C28)	262	100	50	mg/kg	
	TPH (> C28-C40)	483	200	100	mg/kg	

CAS No.	Surrogate Recoveries	Run# 1	Run# 2	Limits
630-01-3	Hexacosane	78%		45-140%

(a) All results reported on wet weight basis.

ND = Not detected      MDL - Method Detection Limit  
 RL = Reporting Limit  
 E = Indicates value exceeds calibration range

J = Indicates an estimated value  
 B = Indicates analyte found in associated method blank  
 N = Indicates presumptive evidence of a compound

## Report of Analysis

<b>Client Sample ID:</b> H20-5.0	<b>Date Sampled:</b> 08/30/11
<b>Lab Sample ID:</b> C17723-8	<b>Date Received:</b> 08/31/11
<b>Matrix:</b> SO - Soil	<b>Percent Solids:</b> n/a <sup>a</sup>
<b>Project:</b> Romic Soil Investigation(Romic EPA) - 2081 Bay Road,East Palo Alto, CA	

### Metals Analysis

Analyte	Result	RL	Units	DF	Prep	Analyzed By	Method	Prep Method
Antimony	< 1.9	1.9	mg/kg	1	09/04/11	09/07/11 RS	SW846 6010B <sup>1</sup>	SW846 3050B <sup>4</sup>
Arsenic	8.9	1.9	mg/kg	1	09/04/11	09/07/11 RS	SW846 6010B <sup>1</sup>	SW846 3050B <sup>4</sup>
Barium	144	19	mg/kg	1	09/04/11	09/07/11 RS	SW846 6010B <sup>1</sup>	SW846 3050B <sup>4</sup>
Beryllium	< 0.93	0.93	mg/kg	1	09/04/11	09/07/11 RS	SW846 6010B <sup>2</sup>	SW846 3050B <sup>4</sup>
Cadmium	3.8	0.93	mg/kg	1	09/04/11	09/07/11 RS	SW846 6010B <sup>1</sup>	SW846 3050B <sup>4</sup>
Chromium	32.0	0.93	mg/kg	1	09/04/11	09/07/11 RS	SW846 6010B <sup>1</sup>	SW846 3050B <sup>4</sup>
Cobalt	9.4	0.93	mg/kg	1	09/04/11	09/07/11 RS	SW846 6010B <sup>1</sup>	SW846 3050B <sup>4</sup>
Copper	20.8	2.3	mg/kg	1	09/04/11	09/07/11 RS	SW846 6010B <sup>1</sup>	SW846 3050B <sup>4</sup>
Lead	112	1.9	mg/kg	1	09/04/11	09/07/11 RS	SW846 6010B <sup>1</sup>	SW846 3050B <sup>4</sup>
Mercury	0.074	0.039	mg/kg	1	09/09/11	09/10/11 RW	SW846 7471A <sup>3</sup>	SW846 7471A <sup>5</sup>
Molybdenum	< 1.9	1.9	mg/kg	1	09/04/11	09/07/11 RS	SW846 6010B <sup>1</sup>	SW846 3050B <sup>4</sup>
Nickel	29.1	0.93	mg/kg	1	09/04/11	09/07/11 RS	SW846 6010B <sup>1</sup>	SW846 3050B <sup>4</sup>
Selenium	< 1.9	1.9	mg/kg	1	09/04/11	09/07/11 RS	SW846 6010B <sup>1</sup>	SW846 3050B <sup>4</sup>
Silver	< 0.93	0.93	mg/kg	1	09/04/11	09/07/11 RS	SW846 6010B <sup>1</sup>	SW846 3050B <sup>4</sup>
Thallium	< 1.9	1.9	mg/kg	1	09/04/11	09/07/11 RS	SW846 6010B <sup>1</sup>	SW846 3050B <sup>4</sup>
Vanadium	38.2	0.93	mg/kg	1	09/04/11	09/07/11 RS	SW846 6010B <sup>1</sup>	SW846 3050B <sup>4</sup>
Zinc	324	1.9	mg/kg	1	09/04/11	09/07/11 RS	SW846 6010B <sup>1</sup>	SW846 3050B <sup>4</sup>

- (1) Instrument QC Batch: MA2077
- (2) Instrument QC Batch: MA2080
- (3) Instrument QC Batch: MA2085
- (4) Prep QC Batch: MP3926
- (5) Prep QC Batch: MP3951

(a) All results reported on wet weight basis.

RL = Reporting Limit

## Report of Analysis

<b>Client Sample ID:</b>	H20-7.0	<b>Date Sampled:</b>	08/30/11
<b>Lab Sample ID:</b>	C17723-9	<b>Date Received:</b>	08/31/11
<b>Matrix:</b>	SO - Soil	<b>Percent Solids:</b>	n/a <sup>a</sup>
<b>Method:</b>	SW846 8260B	<b>Project:</b> Romic Soil Investigation(Romic EPA) - 2081 Bay Road, East Palo Alto, CA	

Run #1	File ID	DF	Analyzed	By	Prep Date	Prep Batch	Analytical Batch
Run #1	M27329.D	50	09/08/11	XB	n/a	n/a	VM866
Run #2							

Run #1	Initial Weight	Final Volume	Methanol Aliquot
Run #1	3.84 g	5.0 ml	6.0 ul
Run #2			

## VOA 8260 List

CAS No.	Compound	Result	RL	MDL	Units	Q
67-64-1	Acetone	ND	540000	110000	ug/kg	
71-43-2	Benzene	ND	270000	81000	ug/kg	
108-86-1	Bromobenzene	ND	270000	81000	ug/kg	
74-97-5	Bromochloromethane	ND	270000	81000	ug/kg	
75-27-4	Bromodichloromethane	ND	270000	54000	ug/kg	
75-25-2	Bromoform	ND	270000	54000	ug/kg	
104-51-8	n-Butylbenzene	ND	270000	81000	ug/kg	
135-98-8	sec-Butylbenzene	ND	270000	81000	ug/kg	
98-06-6	tert-Butylbenzene	ND	270000	81000	ug/kg	
108-90-7	Chlorobenzene	ND	270000	81000	ug/kg	
75-00-3	Chloroethane	ND	270000	81000	ug/kg	
67-66-3	Chloroform	ND	270000	81000	ug/kg	
95-49-8	o-Chlorotoluene	ND	270000	81000	ug/kg	
106-43-4	p-Chlorotoluene	ND	270000	81000	ug/kg	
56-23-5	Carbon tetrachloride	ND	270000	54000	ug/kg	
75-34-3	1,1-Dichloroethane	ND	270000	54000	ug/kg	
75-35-4	1,1-Dichloroethylene	ND	270000	81000	ug/kg	
563-58-6	1,1-Dichloropropene	ND	270000	81000	ug/kg	
96-12-8	1,2-Dibromo-3-chloropropane	ND	270000	54000	ug/kg	
106-93-4	1,2-Dibromoethane	ND	270000	54000	ug/kg	
107-06-2	1,2-Dichloroethane	ND	270000	81000	ug/kg	
78-87-5	1,2-Dichloropropane	ND	270000	81000	ug/kg	
142-28-9	1,3-Dichloropropane	ND	270000	81000	ug/kg	
108-20-3	Di-Isopropyl ether	ND	270000	81000	ug/kg	
594-20-7	2,2-Dichloropropane	ND	270000	81000	ug/kg	
124-48-1	Dibromochloromethane	ND	270000	54000	ug/kg	
75-71-8	Dichlorodifluoromethane	ND	270000	54000	ug/kg	
156-59-2	cis-1,2-Dichloroethylene	ND	270000	81000	ug/kg	
10061-01-5	cis-1,3-Dichloropropene	ND	270000	81000	ug/kg	
541-73-1	m-Dichlorobenzene	ND	270000	81000	ug/kg	
95-50-1	o-Dichlorobenzene	ND	270000	81000	ug/kg	
106-46-7	p-Dichlorobenzene	ND	270000	81000	ug/kg	

ND = Not detected MDL - Method Detection Limit

RL = Reporting Limit

E = Indicates value exceeds calibration range

J = Indicates an estimated value

B = Indicates analyte found in associated method blank

N = Indicates presumptive evidence of a compound

# Report of Analysis

<b>Client Sample ID:</b>	H20-7.0	<b>Date Sampled:</b>	08/30/11
<b>Lab Sample ID:</b>	C17723-9	<b>Date Received:</b>	08/31/11
<b>Matrix:</b>	SO - Soil	<b>Percent Solids:</b>	n/a <sup>a</sup>
<b>Method:</b>	SW846 8260B	<b>Project:</b> Romic Soil Investigation(Romic EPA) - 2081 Bay Road,East Palo Alto,CA	

**VOA 8260 List**

CAS No.	Compound	Result	RL	MDL	Units	Q
156-60-5	trans-1,2-Dichloroethylene	ND	270000	81000	ug/kg	
10061-02-6	trans-1,3-Dichloropropene	ND	270000	81000	ug/kg	
100-41-4	Ethylbenzene	671000	270000	81000	ug/kg	
637-92-3	Ethyl tert-Butyl Ether	ND	270000	81000	ug/kg	
591-78-6	2-Hexanone	ND	2200000	270000	ug/kg	
87-68-3	Hexachlorobutadiene	ND	270000	54000	ug/kg	
98-82-8	Isopropylbenzene	ND	270000	81000	ug/kg	
99-87-6	p-Isopropyltoluene	ND	270000	81000	ug/kg	
108-10-1	4-Methyl-2-pentanone	ND	2200000	810000	ug/kg	
74-83-9	Methyl bromide	ND	270000	140000	ug/kg	
74-87-3	Methyl chloride	ND	270000	81000	ug/kg	
74-95-3	Methylene bromide	ND	270000	140000	ug/kg	
75-09-2	Methylene chloride	ND	1400000	870000	ug/kg	
78-93-3	Methyl ethyl ketone	808000	2200000	650000	ug/kg	J
1634-04-4	Methyl Tert Butyl Ether	ND	270000	54000	ug/kg	
91-20-3	Naphthalene	181000	270000	81000	ug/kg	J
103-65-1	n-Propylbenzene	ND	270000	81000	ug/kg	
100-42-5	Styrene	101000	270000	54000	ug/kg	J
994-05-8	Tert-Amyl Methyl Ether	ND	270000	65000	ug/kg	
75-65-0	Tert Butyl Alcohol <sup>b</sup>	ND	2200000	540000	ug/kg	
630-20-6	1,1,1,2-Tetrachloroethane	ND	270000	54000	ug/kg	
71-55-6	1,1,1-Trichloroethane	549000	270000	81000	ug/kg	
79-34-5	1,1,2,2-Tetrachloroethane	ND	270000	54000	ug/kg	
79-00-5	1,1,2-Trichloroethane	111000	270000	54000	ug/kg	J
87-61-6	1,2,3-Trichlorobenzene	ND	270000	81000	ug/kg	
96-18-4	1,2,3-Trichloropropane	ND	270000	81000	ug/kg	
120-82-1	1,2,4-Trichlorobenzene	ND	270000	81000	ug/kg	
95-63-6	1,2,4-Trimethylbenzene	382000	270000	81000	ug/kg	
108-67-8	1,3,5-Trimethylbenzene	121000	270000	81000	ug/kg	J
127-18-4	Tetrachloroethylene	515000	270000	190000	ug/kg	
108-88-3	Toluene	1260000	270000	81000	ug/kg	
79-01-6	Trichloroethylene	2150000	270000	54000	ug/kg	
75-69-4	Trichlorofluoromethane	ND	270000	65000	ug/kg	
75-01-4	Vinyl chloride	ND	270000	140000	ug/kg	
1330-20-7	Xylene (total)	2380000	540000	220000	ug/kg	

CAS No.	Surrogate Recoveries	Run# 1	Run# 2	Limits
1868-53-7	Dibromofluoromethane	103%		60-130%
2037-26-5	Toluene-D8	97%		60-130%

ND = Not detected      MDL - Method Detection Limit  
 RL = Reporting Limit  
 E = Indicates value exceeds calibration range

J = Indicates an estimated value  
 B = Indicates analyte found in associated method blank  
 N = Indicates presumptive evidence of a compound

## Report of Analysis

<b>Client Sample ID:</b>	H20-7.0	
<b>Lab Sample ID:</b>	C17723-9	<b>Date Sampled:</b> 08/30/11
<b>Matrix:</b>	SO - Soil	<b>Date Received:</b> 08/31/11
<b>Method:</b>	SW846 8260B	<b>Percent Solids:</b> n/a <sup>a</sup>
<b>Project:</b>	Romic Soil Investigation(Romic EPA) - 2081 Bay Road, East Palo Alto, CA	

### VOA 8260 List

CAS No.	Surrogate Recoveries	Run# 1	Run# 2	Limits
460-00-4	4-Bromofluorobenzene	107%		60-130%

- (a) All results reported on wet weight basis.
- (b) CCV outside of control limits (biased high); not detected in sample.

ND = Not detected      MDL - Method Detection Limit  
 RL = Reporting Limit  
 E = Indicates value exceeds calibration range

J = Indicates an estimated value  
 B = Indicates analyte found in associated method blank  
 N = Indicates presumptive evidence of a compound

## Report of Analysis

<b>Client Sample ID:</b>	H20-7.0	<b>Date Sampled:</b>	08/30/11
<b>Lab Sample ID:</b>	C17723-9	<b>Date Received:</b>	08/31/11
<b>Matrix:</b>	SO - Soil	<b>Percent Solids:</b>	n/a <sup>a</sup>
<b>Method:</b>	SW846 8270C SW846 3550B	<b>Project:</b> Romic Soil Investigation(Romic EPA) - 2081 Bay Road, East Palo Alto, CA	

Run #	File ID	DF	Analyzed	By	Prep Date	Prep Batch	Analytical Batch
Run #1	Y9517.D	2	09/04/11	MT	09/01/11	OP4521	EY454
Run #2	Y9529.D	20	09/06/11	MT	09/01/11	OP4521	EY455
Run #3	Y9538.D	40	09/06/11	MT	09/01/11	OP4521	EY455

Run #	Initial Weight	Final Volume
Run #1	1.00 g	1.0 ml
Run #2	1.00 g	1.0 ml
Run #3	1.00 g	1.0 ml

## ABN Full List

CAS No.	Compound	Result	RL	MDL	Units	Q
65-85-0	Benzoic acid	ND	20000	18000	ug/kg	
95-57-8	2-Chlorophenol	ND	20000	14000	ug/kg	
59-50-7	4-Chloro-3-methyl phenol	ND	10000	8400	ug/kg	
120-83-2	2,4-Dichlorophenol	ND	10000	2800	ug/kg	
105-67-9	2,4-Dimethylphenol	ND	10000	3000	ug/kg	
51-28-5	2,4-Dinitrophenol	ND	50000	17000	ug/kg	
534-52-1	4,6-Dinitro-o-cresol	ND	40000	21000	ug/kg	
95-48-7	2-Methylphenol	ND	10000	3400	ug/kg	
	3&4-Methylphenol	5260	10000	3000	ug/kg	J
88-75-5	2-Nitrophenol	ND	10000	2600	ug/kg	
100-02-7	4-Nitrophenol	ND	40000	25000	ug/kg	
87-86-5	Pentachlorophenol	ND	10000	8400	ug/kg	
108-95-2	Phenol	52700	40000	26000	ug/kg	
95-95-4	2,4,5-Trichlorophenol	ND	10000	2400	ug/kg	
88-06-2	2,4,6-Trichlorophenol	ND	10000	3200	ug/kg	
83-32-9	Acenaphthene	ND	20000	10000	ug/kg	
208-96-8	Acenaphthylene	ND	10000	4000	ug/kg	
62-53-3	Aniline	ND	10000	2800	ug/kg	
120-12-7	Anthracene	ND	10000	2000	ug/kg	
103-33-3	Azobenzene	ND	10000	3400	ug/kg	
92-87-5	Benzidine	ND	50000	15000	ug/kg	
56-55-3	Benzo(a)anthracene	ND	10000	1400	ug/kg	
50-32-8	Benzo(a)pyrene	ND	10000	1800	ug/kg	
205-99-2	Benzo(b)fluoranthene	ND	10000	1200	ug/kg	
191-24-2	Benzo(g,h,i)perylene	ND	10000	3000	ug/kg	
207-08-9	Benzo(k)fluoranthene	ND	10000	2400	ug/kg	
101-55-3	4-Bromophenyl phenyl ether	ND	10000	3000	ug/kg	
85-68-7	Butyl benzyl phthalate	150000	10000	2200	ug/kg	
100-51-6	Benzyl Alcohol	ND	20000	3200	ug/kg	
91-58-7	2-Chloronaphthalene	ND	10000	3600	ug/kg	

ND = Not detected MDL - Method Detection Limit

RL = Reporting Limit

E = Indicates value exceeds calibration range

J = Indicates an estimated value

B = Indicates analyte found in associated method blank

N = Indicates presumptive evidence of a compound

## Report of Analysis

<b>Client Sample ID:</b>	H20-7.0	<b>Date Sampled:</b>	08/30/11
<b>Lab Sample ID:</b>	C17723-9	<b>Date Received:</b>	08/31/11
<b>Matrix:</b>	SO - Soil	<b>Percent Solids:</b>	n/a <sup>a</sup>
<b>Method:</b>	SW846 8270C SW846 3550B	<b>Project:</b> Romic Soil Investigation(Romic EPA) - 2081 Bay Road,East Palo Alto,CA	

## ABN Full List

CAS No.	Compound	Result	RL	MDL	Units	Q
106-47-8	4-Chloroaniline	ND	10000	2800	ug/kg	
86-74-8	Carbazole	ND	10000	1600	ug/kg	
218-01-9	Chrysene	ND	10000	2000	ug/kg	
111-91-1	bis(2-Chloroethoxy)methane	ND	10000	3600	ug/kg	
111-44-4	bis(2-Chloroethyl)ether	ND	10000	4600	ug/kg	
108-60-1	bis(2-Chloroisopropyl)ether	ND	10000	5400	ug/kg	
7005-72-3	4-Chlorophenyl phenyl ether	ND	10000	3800	ug/kg	
95-50-1	1,2-Dichlorobenzene	4190	10000	3200	ug/kg	J
541-73-1	1,3-Dichlorobenzene	ND	10000	3000	ug/kg	
106-46-7	1,4-Dichlorobenzene	ND	10000	8400	ug/kg	
121-14-2	2,4-Dinitrotoluene	ND	10000	9200	ug/kg	
606-20-2	2,6-Dinitrotoluene	ND	20000	6400	ug/kg	
91-94-1	3,3'-Dichlorobenzidine	ND	50000	2800	ug/kg	
53-70-3	Dibenzo(a,h)anthracene	ND	10000	2600	ug/kg	
132-64-9	Dibenzofuran	ND	10000	3200	ug/kg	
122-39-4	Diphenylamine	5860	10000	2400	ug/kg	J
84-74-2	Di-n-butyl phthalate	130000	10000	2000	ug/kg	
117-84-0	Di-n-octyl phthalate	3100000 <sup>b</sup>	200000	52000	ug/kg	
84-66-2	Diethyl phthalate	19000	10000	3400	ug/kg	
131-11-3	Dimethyl phthalate	7340	10000	3600	ug/kg	J
117-81-7	bis(2-Ethylhexyl)phthalate	1000000 <sup>c</sup>	100000	44000	ug/kg	
206-44-0	Fluoranthene	ND	10000	2000	ug/kg	
86-73-7	Fluorene	ND	10000	3600	ug/kg	
118-74-1	Hexachlorobenzene	6230	10000	2600	ug/kg	J
87-68-3	Hexachlorobutadiene	ND	10000	3800	ug/kg	
77-47-4	Hexachlorocyclopentadiene	ND	10000	2800	ug/kg	
67-72-1	Hexachloroethane	ND	10000	3200	ug/kg	
193-39-5	Indeno(1,2,3-cd)pyrene	ND	10000	2800	ug/kg	
78-59-1	Isophorone	426000 <sup>c</sup>	100000	34000	ug/kg	
90-12-0	1-Methylnaphthalene	9890	10000	3200	ug/kg	J
91-57-6	2-Methylnaphthalene	19500	10000	3200	ug/kg	
88-74-4	2-Nitroaniline	ND	10000	2400	ug/kg	
99-09-2	3-Nitroaniline	ND	10000	2400	ug/kg	
100-01-6	4-Nitroaniline	ND	10000	6000	ug/kg	
91-20-3	Naphthalene	117000	10000	3400	ug/kg	
98-95-3	Nitrobenzene	ND	10000	3200	ug/kg	
62-75-9	N-Nitrosodimethylamine	ND	100000	44000	ug/kg	
621-64-7	N-Nitroso-di-n-propylamine	ND	20000	11000	ug/kg	
85-01-8	Phenanthrene	3850	10000	2200	ug/kg	J
129-00-0	Pyrene	ND	20000	14000	ug/kg	

ND = Not detected MDL - Method Detection Limit

RL = Reporting Limit

E = Indicates value exceeds calibration range

J = Indicates an estimated value

B = Indicates analyte found in associated method blank

N = Indicates presumptive evidence of a compound

## Report of Analysis

<b>Client Sample ID:</b>	H20-7.0		<b>Date Sampled:</b>	08/30/11
<b>Lab Sample ID:</b>	C17723-9		<b>Date Received:</b>	08/31/11
<b>Matrix:</b>	SO - Soil		<b>Percent Solids:</b>	n/a <sup>a</sup>
<b>Method:</b>	SW846 8270C SW846 3550B		<b>Project:</b> Romic Soil Investigation(Romic EPA) - 2081 Bay Road, East Palo Alto, CA	

## ABN Full List

CAS No.	Compound	Result	RL	MDL	Units	Q
110-86-1	Pyridine	ND	40000	4400	ug/kg	
120-82-1	1,2,4-Trichlorobenzene	ND	10000	6800	ug/kg	

CAS No.	Surrogate Recoveries	Run# 1	Run# 2	Run# 3	Limits
367-12-4	2-Fluorophenol	1% <sup>d</sup>	17% <sup>d</sup>	17% <sup>d</sup>	20-100%
4165-62-2	Phenol-d5	26%	24%	23%	20-100%
118-79-6	2,4,6-Tribromophenol	61%	50%	52%	30-100%
4165-60-0	Nitrobenzene-d5	27%	24%	23%	20-100%
321-60-8	2-Fluorobiphenyl	32%	31%	29%	20-106%
1718-51-0	Terphenyl-d14	70%	58%	60%	55-130%

- (a) All results reported on wet weight basis.  
 (b) Result is from Run# 3  
 (c) Result is from Run# 2  
 (d) Outside control limits due to matrix interference.

ND = Not detected      MDL - Method Detection Limit  
 RL = Reporting Limit  
 E = Indicates value exceeds calibration range

J = Indicates an estimated value  
 B = Indicates analyte found in associated method blank  
 N = Indicates presumptive evidence of a compound



## Report of Analysis

<b>Client Sample ID:</b>	H20-7.0	<b>Date Sampled:</b>	08/30/11
<b>Lab Sample ID:</b>	C17723-9	<b>Date Received:</b>	08/31/11
<b>Matrix:</b>	SO - Soil	<b>Percent Solids:</b>	n/a <sup>a</sup>
<b>Method:</b>	SW846 8015B	<b>Project:</b> Romic Soil Investigation(Romic EPA) - 2081 Bay Road, East Palo Alto, CA	

Run #	File ID	DF	Analyzed	By	Prep Date	Prep Batch	Analytical Batch
Run #1	JK22555.D	50	09/08/11	TT	n/a	n/a	GJK929
Run #2							

Run #	Initial Weight	Final Volume	Methanol Aliquot
Run #1	3.84 g	5.0 ml	5.0 ul
Run #2			

### TPH Volatiles

CAS No.	Compound	Result	RL	MDL	Units	Q
	TPH-GRO (C6-C10)	17400	6500	3300	mg/kg	
CAS No.	Surrogate Recoveries	Run# 1	Run# 2	Limits		
98-08-8	aaa-Trifluorotoluene	83%		60-157%		

(a) All results reported on wet weight basis.

ND = Not detected      MDL - Method Detection Limit  
 RL = Reporting Limit  
 E = Indicates value exceeds calibration range

J = Indicates an estimated value  
 B = Indicates analyte found in associated method blank  
 N = Indicates presumptive evidence of a compound

## Report of Analysis

<b>Client Sample ID:</b>	H20-7.0	<b>Date Sampled:</b>	08/30/11
<b>Lab Sample ID:</b>	C17723-9	<b>Date Received:</b>	08/31/11
<b>Matrix:</b>	SO - Soil	<b>Percent Solids:</b>	n/a <sup>a</sup>
<b>Method:</b>	SW846 8081A SW846 3545A	<b>Project:</b> Romc Soil Investigation(Romc EPA) - 2081 Bay Road,East Palo Alto,CA	

Run #	File ID	DF	Analyzed	By	Prep Date	Prep Batch	Analytical Batch
Run #1 <sup>b</sup>	PP21869.D	200	09/07/11	RV	09/01/11	OP4516	GPP727
Run #2							

Run #	Initial Weight	Final Volume
Run #1	10.1 g	10.0 ml
Run #2		

## Pesticide PPL List

CAS No.	Compound	Result	RL	MDL	Units	Q
309-00-2	Aldrin	ND	2000	240	ug/kg	
319-84-6	alpha-BHC	ND	2000	220	ug/kg	
319-85-7	beta-BHC	ND	2000	480	ug/kg	
319-86-8	delta-BHC	ND	2000	240	ug/kg	
58-89-9	gamma-BHC (Lindane)	ND	2000	240	ug/kg	
12789-03-6	Chlordane	ND	20000	20000	ug/kg	
60-57-1	Dieldrin	ND	2000	360	ug/kg	
72-54-8	4,4' -DDD	ND	2000	420	ug/kg	
72-55-9	4,4' -DDE <sup>c</sup>	2020	2000	360	ug/kg	
50-29-3	4,4' -DDT	ND	2000	300	ug/kg	
72-20-8	Endrin	ND	2000	360	ug/kg	
7421-93-4	Endrin aldehyde	ND	2000	360	ug/kg	
959-98-8	Endosulfan-I	ND	2000	340	ug/kg	
33213-65-9	Endosulfan-II	ND	2000	360	ug/kg	
1031-07-8	Endosulfan sulfate	ND	2000	340	ug/kg	
76-44-8	Heptachlor	ND	2000	280	ug/kg	
1024-57-3	Heptachlor epoxide	ND	2000	300	ug/kg	
72-43-5	Methoxychlor	ND	2000	320	ug/kg	
8001-35-2	Toxaphene	ND	20000	20000	ug/kg	

CAS No.	Surrogate Recoveries	Run# 1	Run# 2	Limits
877-09-8	Tetrachloro-m-xylene	13% <sup>d</sup>		35-132%
877-09-8	Tetrachloro-m-xylene	119%		35-132%
2051-24-3	Decachlorobiphenyl	445% <sup>d</sup>		35-132%
2051-24-3	Decachlorobiphenyl	1385% <sup>d</sup>		35-132%

(a) All results reported on wet weight basis.

(b) Reporting limits raised due to high concentration of PCB and hydrocarbons.

(c) Estimated value due to the presence of multiple coeluting Arochlor.

(d) Surrogate outside control limits due to matrix interference and dilution.

ND = Not detected MDL - Method Detection Limit

RL = Reporting Limit

E = Indicates value exceeds calibration range

J = Indicates an estimated value

B = Indicates analyte found in associated method blank

N = Indicates presumptive evidence of a compound

## Report of Analysis

<b>Client Sample ID:</b> H20-7.0		<b>Date Sampled:</b> 08/30/11
<b>Lab Sample ID:</b> C17723-9		<b>Date Received:</b> 08/31/11
<b>Matrix:</b> SO - Soil		<b>Percent Solids:</b> n/a <sup>a</sup>
<b>Method:</b> SW846 8082 SW846 3550B		
<b>Project:</b> Romic Soil Investigation(Romic EPA) - 2081 Bay Road, East Palo Alto, CA		

Run #	File ID	DF	Analyzed	By	Prep Date	Prep Batch	Analytical Batch
Run #1	OO24453.D	10	09/08/11	RV	09/07/11	OP4552	G00771
Run #2	OO24475.D	100	09/09/11	RV	09/07/11	OP4552	G00771

Run #	Initial Weight	Final Volume
Run #1	1.00 g	10.0 ml
Run #2	1.00 g	10.0 ml

**PCB List**

CAS No.	Compound	Result	RL	MDL	Units	Q
12674-11-2	Aroclor 1016	ND	10000	1700	ug/kg	
11104-28-2	Aroclor 1221	ND	10000	5000	ug/kg	
11141-16-5	Aroclor 1232	ND	10000	5000	ug/kg	
53469-21-9	Aroclor 1242	ND	10000	5000	ug/kg	
12672-29-6	Aroclor 1248	ND	10000	5000	ug/kg	
11097-69-1	Aroclor 1254	490000 <sup>b</sup>	100000	50000	ug/kg	
11096-82-5	Aroclor 1260	ND	10000	2000	ug/kg	

CAS No.	Surrogate Recoveries	Run# 1	Run# 2	Limits
877-09-8	Tetrachloro-m-xylene	75%	94%	45-108%
877-09-8	Tetrachloro-m-xylene	70%	81%	45-108%
2051-24-3	Decachlorobiphenyl	205% <sup>c</sup>	237% <sup>c</sup>	54-121%
2051-24-3	Decachlorobiphenyl	149% <sup>c</sup>	344% <sup>c</sup>	54-121%

- (a) All results reported on wet weight basis.
- (b) Result is from Run# 2
- (c) Surrogate outside control limits due to matrix interference.

---

ND = Not detected      MDL - Method Detection Limit      J = Indicates an estimated value  
 RL = Reporting Limit      B = Indicates analyte found in associated method blank  
 E = Indicates value exceeds calibration range      N = Indicates presumptive evidence of a compound

## Report of Analysis

<b>Client Sample ID:</b> H20-7.0		<b>Date Sampled:</b> 08/30/11
<b>Lab Sample ID:</b> C17723-9		<b>Date Received:</b> 08/31/11
<b>Matrix:</b> SO - Soil		<b>Percent Solids:</b> n/a <sup>a</sup>
<b>Method:</b> SW846 8015B M SW846 3545A		
<b>Project:</b> Romic Soil Investigation(Romic EPA) - 2081 Bay Road, East Palo Alto, CA		

Run #	File ID	DF	Analyzed	By	Prep Date	Prep Batch	Analytical Batch
Run #1	HH16792.D	50	09/07/11	JH	09/02/11	OP4524	GHH559
Run #2							

Run #	Initial Weight	Final Volume
Run #1	5.40 g	1.5 ml
Run #2		

### TPH Extractable w/ Silica Gel Cleanup

CAS No.	Compound	Result	RL	MDL	Units	Q
	TPH (C10-C28)	25600	1400	690	mg/kg	
	TPH (> C28-C40)	15500	2800	1400	mg/kg	

CAS No.	Surrogate Recoveries	Run# 1	Run# 2	Limits
630-01-3	Hexacosane	138%		45-140%

(a) All results reported on wet weight basis.

ND = Not detected      MDL - Method Detection Limit  
 RL = Reporting Limit  
 E = Indicates value exceeds calibration range

J = Indicates an estimated value  
 B = Indicates analyte found in associated method blank  
 N = Indicates presumptive evidence of a compound

## Report of Analysis

<b>Client Sample ID:</b>	H20-7.0	<b>Date Sampled:</b>	08/30/11
<b>Lab Sample ID:</b>	C17723-9	<b>Date Received:</b>	08/31/11
<b>Matrix:</b>	SO - Soil	<b>Percent Solids:</b>	n/a <sup>a</sup>
<b>Project:</b>	Romic Soil Investigation(Romic EPA) - 2081 Bay Road,East Palo Alto,CA		

## Metals Analysis

Analyte	Result	RL	Units	DF	Prep	Analyzed By	Method	Prep Method
Antimony <sup>b</sup>	186	8.4	mg/kg	5	09/04/11	09/07/11 RS	SW846 6010B <sup>1</sup>	SW846 3050B <sup>3</sup>
Arsenic <sup>b</sup>	< 8.4	8.4	mg/kg	5	09/04/11	09/07/11 RS	SW846 6010B <sup>1</sup>	SW846 3050B <sup>3</sup>
Barium <sup>b</sup>	1260	84	mg/kg	5	09/04/11	09/07/11 RS	SW846 6010B <sup>1</sup>	SW846 3050B <sup>3</sup>
Beryllium <sup>b</sup>	< 4.2	4.2	mg/kg	5	09/04/11	09/07/11 RS	SW846 6010B <sup>1</sup>	SW846 3050B <sup>3</sup>
Cadmium <sup>b</sup>	18.8	4.2	mg/kg	5	09/04/11	09/07/11 RS	SW846 6010B <sup>1</sup>	SW846 3050B <sup>3</sup>
Chromium <sup>b</sup>	1840	4.2	mg/kg	5	09/04/11	09/07/11 RS	SW846 6010B <sup>1</sup>	SW846 3050B <sup>3</sup>
Cobalt <sup>b</sup>	16.0	4.2	mg/kg	5	09/04/11	09/07/11 RS	SW846 6010B <sup>1</sup>	SW846 3050B <sup>3</sup>
Copper <sup>b</sup>	395	11	mg/kg	5	09/04/11	09/07/11 RS	SW846 6010B <sup>1</sup>	SW846 3050B <sup>3</sup>
Lead <sup>b</sup>	8550	8.4	mg/kg	5	09/04/11	09/07/11 RS	SW846 6010B <sup>1</sup>	SW846 3050B <sup>3</sup>
Mercury	2.5	0.21	mg/kg	5	09/09/11	09/10/11 RW	SW846 7471A <sup>2</sup>	SW846 7471A <sup>4</sup>
Molybdenum <sup>b</sup>	113	8.4	mg/kg	5	09/04/11	09/07/11 RS	SW846 6010B <sup>1</sup>	SW846 3050B <sup>3</sup>
Nickel <sup>b</sup>	56.8	4.2	mg/kg	5	09/04/11	09/07/11 RS	SW846 6010B <sup>1</sup>	SW846 3050B <sup>3</sup>
Selenium <sup>b</sup>	< 8.4	8.4	mg/kg	5	09/04/11	09/07/11 RS	SW846 6010B <sup>1</sup>	SW846 3050B <sup>3</sup>
Silver <sup>b</sup>	< 4.2	4.2	mg/kg	5	09/04/11	09/07/11 RS	SW846 6010B <sup>1</sup>	SW846 3050B <sup>3</sup>
Thallium <sup>b</sup>	< 8.4	8.4	mg/kg	5	09/04/11	09/07/11 RS	SW846 6010B <sup>1</sup>	SW846 3050B <sup>3</sup>
Vanadium <sup>b</sup>	5.6	4.2	mg/kg	5	09/04/11	09/07/11 RS	SW846 6010B <sup>1</sup>	SW846 3050B <sup>3</sup>
Zinc <sup>b</sup>	1830	8.4	mg/kg	5	09/04/11	09/07/11 RS	SW846 6010B <sup>1</sup>	SW846 3050B <sup>3</sup>

(1) Instrument QC Batch: MA2080

(2) Instrument QC Batch: MA2085

(3) Prep QC Batch: MP3926

(4) Prep QC Batch: MP3951

(a) All results reported on wet weight basis.

(b) Elevated reporting limit(s) due to matrix interference and/or dilution required for high interfering element.

RL = Reporting Limit

## Report of Analysis

<b>Client Sample ID:</b>	G21-0.5	<b>Date Sampled:</b>	08/30/11
<b>Lab Sample ID:</b>	C17723-10	<b>Date Received:</b>	08/31/11
<b>Matrix:</b>	SO - Soil	<b>Percent Solids:</b>	n/a <sup>a</sup>
<b>Method:</b>	SW846 8260B	<b>Project:</b> Romic Soil Investigation(Romic EPA) - 2081 Bay Road, East Palo Alto, CA	

Run #	File ID	DF	Analyzed	By	Prep Date	Prep Batch	Analytical Batch
Run #1	M27372.D	1	09/09/11	XB	n/a	n/a	VM869
Run #2							

Run #	Initial Weight
Run #1	5.61 g
Run #2	

## VOA 8260 List

CAS No.	Compound	Result	RL	MDL	Units	Q
67-64-1	Acetone	129	89	18	ug/kg	
71-43-2	Benzene	11.8	4.5	1.3	ug/kg	
108-86-1	Bromobenzene	ND	4.5	1.3	ug/kg	
74-97-5	Bromochloromethane	ND	4.5	1.3	ug/kg	
75-27-4	Bromodichloromethane	ND	4.5	0.89	ug/kg	
75-25-2	Bromoform	ND	4.5	0.89	ug/kg	
104-51-8	n-Butylbenzene	ND	4.5	1.3	ug/kg	
135-98-8	sec-Butylbenzene	ND	4.5	1.3	ug/kg	
98-06-6	tert-Butylbenzene	ND	4.5	1.3	ug/kg	
108-90-7	Chlorobenzene	ND	4.5	1.3	ug/kg	
75-00-3	Chloroethane	4.6	4.5	1.3	ug/kg	
67-66-3	Chloroform	ND	4.5	1.3	ug/kg	
95-49-8	o-Chlorotoluene	ND	4.5	1.3	ug/kg	
106-43-4	p-Chlorotoluene	ND	4.5	1.3	ug/kg	
56-23-5	Carbon tetrachloride	ND	4.5	0.89	ug/kg	
75-34-3	1,1-Dichloroethane	ND	4.5	0.89	ug/kg	
75-35-4	1,1-Dichloroethylene	ND	4.5	1.3	ug/kg	
563-58-6	1,1-Dichloropropene	ND	4.5	1.3	ug/kg	
96-12-8	1,2-Dibromo-3-chloropropane	ND	4.5	0.89	ug/kg	
106-93-4	1,2-Dibromoethane	ND	4.5	0.89	ug/kg	
107-06-2	1,2-Dichloroethane	3.5	4.5	1.3	ug/kg	J
78-87-5	1,2-Dichloropropane	ND	4.5	1.3	ug/kg	
142-28-9	1,3-Dichloropropane	ND	4.5	1.3	ug/kg	
108-20-3	Di-Isopropyl ether	ND	4.5	1.3	ug/kg	
594-20-7	2,2-Dichloropropane	ND	4.5	1.3	ug/kg	
124-48-1	Dibromochloromethane	ND	4.5	0.89	ug/kg	
75-71-8	Dichlorodifluoromethane	ND	4.5	0.89	ug/kg	
156-59-2	cis-1,2-Dichloroethylene	1.4	4.5	1.3	ug/kg	J
10061-01-5	cis-1,3-Dichloropropene	ND	4.5	1.3	ug/kg	
541-73-1	m-Dichlorobenzene	ND	4.5	1.3	ug/kg	
95-50-1	o-Dichlorobenzene	ND	4.5	1.3	ug/kg	
106-46-7	p-Dichlorobenzene	ND	4.5	1.3	ug/kg	

ND = Not detected MDL - Method Detection Limit

RL = Reporting Limit

E = Indicates value exceeds calibration range

J = Indicates an estimated value

B = Indicates analyte found in associated method blank

N = Indicates presumptive evidence of a compound

## Report of Analysis

<b>Client Sample ID:</b>	G21-0.5	<b>Date Sampled:</b>	08/30/11
<b>Lab Sample ID:</b>	C17723-10	<b>Date Received:</b>	08/31/11
<b>Matrix:</b>	SO - Soil	<b>Percent Solids:</b>	n/a <sup>a</sup>
<b>Method:</b>	SW846 8260B		
<b>Project:</b>	Romic Soil Investigation(Romic EPA) - 2081 Bay Road,East Palo Alto,CA		

## VOA 8260 List

CAS No.	Compound	Result	RL	MDL	Units	Q
156-60-5	trans-1,2-Dichloroethylene	1.4	4.5	1.3	ug/kg	J
10061-02-6	trans-1,3-Dichloropropene	ND	4.5	1.3	ug/kg	
100-41-4	Ethylbenzene	50.0	4.5	1.3	ug/kg	
637-92-3	Ethyl tert-Butyl Ether	ND	4.5	1.3	ug/kg	
591-78-6	2-Hexanone	ND	36	4.5	ug/kg	
87-68-3	Hexachlorobutadiene	ND	4.5	0.89	ug/kg	
98-82-8	Isopropylbenzene	2.8	4.5	1.3	ug/kg	J
99-87-6	p-Isopropyltoluene	ND	4.5	1.3	ug/kg	
108-10-1	4-Methyl-2-pentanone	ND	36	13	ug/kg	
74-83-9	Methyl bromide	ND	4.5	2.2	ug/kg	
74-87-3	Methyl chloride	ND	4.5	1.3	ug/kg	
74-95-3	Methylene bromide	ND	4.5	2.2	ug/kg	
75-09-2	Methylene chloride	ND	22	14	ug/kg	
78-93-3	Methyl ethyl ketone	69.0	36	11	ug/kg	
1634-04-4	Methyl Tert Butyl Ether	ND	4.5	0.89	ug/kg	
91-20-3	Naphthalene	ND	4.5	1.3	ug/kg	
103-65-1	n-Propylbenzene	2.5	4.5	1.3	ug/kg	J
100-42-5	Styrene	ND	4.5	0.89	ug/kg	
994-05-8	Tert-Amyl Methyl Ether	ND	4.5	1.1	ug/kg	
75-65-0	Tert Butyl Alcohol	169	36	8.9	ug/kg	
630-20-6	1,1,1,2-Tetrachloroethane	ND	4.5	0.89	ug/kg	
71-55-6	1,1,1-Trichloroethane	2.1	4.5	1.3	ug/kg	J
79-34-5	1,1,2,2-Tetrachloroethane	ND	4.5	0.89	ug/kg	
79-00-5	1,1,2-Trichloroethane	9.4	4.5	0.89	ug/kg	
87-61-6	1,2,3-Trichlorobenzene	ND	4.5	1.3	ug/kg	
96-18-4	1,2,3-Trichloropropane	ND	4.5	1.3	ug/kg	
120-82-1	1,2,4-Trichlorobenzene	ND	4.5	1.3	ug/kg	
95-63-6	1,2,4-Trimethylbenzene	14.4	4.5	1.3	ug/kg	
108-67-8	1,3,5-Trimethylbenzene	5.4	4.5	1.3	ug/kg	
127-18-4	Tetrachloroethylene	8.4	4.5	3.1	ug/kg	
108-88-3	Toluene	113	4.5	1.3	ug/kg	
79-01-6	Trichloroethylene	47.2	4.5	0.89	ug/kg	
75-69-4	Trichlorofluoromethane	ND	4.5	1.1	ug/kg	
75-01-4	Vinyl chloride	ND	4.5	2.2	ug/kg	
1330-20-7	Xylene (total)	247	8.9	3.6	ug/kg	

CAS No.	Surrogate Recoveries	Run# 1	Run# 2	Limits
1868-53-7	Dibromofluoromethane	95%		60-130%
2037-26-5	Toluene-D8	105%		60-130%

ND = Not detected MDL - Method Detection Limit

RL = Reporting Limit

E = Indicates value exceeds calibration range

J = Indicates an estimated value

B = Indicates analyte found in associated method blank

N = Indicates presumptive evidence of a compound

## Report of Analysis

<b>Client Sample ID:</b>	G21-0.5	
<b>Lab Sample ID:</b>	C17723-10	<b>Date Sampled:</b> 08/30/11
<b>Matrix:</b>	SO - Soil	<b>Date Received:</b> 08/31/11
<b>Method:</b>	SW846 8260B	<b>Percent Solids:</b> n/a <sup>a</sup>
<b>Project:</b>	Romic Soil Investigation(Romic EPA) - 2081 Bay Road, East Palo Alto, CA	

### VOA 8260 List

CAS No.	Surrogate Recoveries	Run# 1	Run# 2	Limits
460-00-4	4-Bromofluorobenzene	100%		60-130%

(a) All results reported on wet weight basis.

ND = Not detected      MDL - Method Detection Limit  
 RL = Reporting Limit  
 E = Indicates value exceeds calibration range

J = Indicates an estimated value  
 B = Indicates analyte found in associated method blank  
 N = Indicates presumptive evidence of a compound



## Report of Analysis

<b>Client Sample ID:</b>	G21-0.5	<b>Date Sampled:</b>	08/30/11
<b>Lab Sample ID:</b>	C17723-10	<b>Date Received:</b>	08/31/11
<b>Matrix:</b>	SO - Soil	<b>Percent Solids:</b>	n/a <sup>a</sup>
<b>Project:</b>	Romic Soil Investigation(Romic EPA) - 2081 Bay Road, East Palo Alto, CA		

### Metals Analysis

Analyte	Result	RL	Units	DF	Prep	Analyzed By	Method	Prep Method
Arsenic	8.4	1.7	mg/kg	1	09/04/11	09/07/11 RS	SW846 6010B <sup>1</sup>	SW846 3050B <sup>3</sup>
Lead	75.8	1.7	mg/kg	1	09/04/11	09/07/11 RS	SW846 6010B <sup>1</sup>	SW846 3050B <sup>3</sup>
Mercury	0.076	0.036	mg/kg	1	09/09/11	09/10/11 RW	SW846 7471A <sup>2</sup>	SW846 7471A <sup>4</sup>

- (1) Instrument QC Batch: MA2077
- (2) Instrument QC Batch: MA2085
- (3) Prep QC Batch: MP3926
- (4) Prep QC Batch: MP3951

(a) All results reported on wet weight basis.

RL = Reporting Limit

## Report of Analysis

<b>Client Sample ID:</b>	G21-5.0	<b>Date Sampled:</b>	08/30/11
<b>Lab Sample ID:</b>	C17723-11	<b>Date Received:</b>	08/31/11
<b>Matrix:</b>	SO - Soil	<b>Percent Solids:</b>	n/a <sup>a</sup>
<b>Method:</b>	SW846 8260B	<b>Project:</b> Romic Soil Investigation(Romic EPA) - 2081 Bay Road, East Palo Alto, CA	

Run #1	File ID	DF	Analyzed	By	Prep Date	Prep Batch	Analytical Batch
Run #2	M27330.D	50	09/08/11	XB	n/a	n/a	VM866

Run #1	Initial Weight	Final Volume	Methanol Aliquot
Run #2	4.20 g	5.0 ml	10.0 ul

## VOA 8260 List

CAS No.	Compound	Result	RL	MDL	Units	Q
67-64-1	Acetone	ND	300000	60000	ug/kg	
71-43-2	Benzene	ND	150000	45000	ug/kg	
108-86-1	Bromobenzene	ND	150000	45000	ug/kg	
74-97-5	Bromochloromethane	ND	150000	45000	ug/kg	
75-27-4	Bromodichloromethane	ND	150000	30000	ug/kg	
75-25-2	Bromoform	ND	150000	30000	ug/kg	
104-51-8	n-Butylbenzene	ND	150000	45000	ug/kg	
135-98-8	sec-Butylbenzene	ND	150000	45000	ug/kg	
98-06-6	tert-Butylbenzene	ND	150000	45000	ug/kg	
108-90-7	Chlorobenzene	ND	150000	45000	ug/kg	
75-00-3	Chloroethane	ND	150000	45000	ug/kg	
67-66-3	Chloroform	ND	150000	45000	ug/kg	
95-49-8	o-Chlorotoluene	ND	150000	45000	ug/kg	
106-43-4	p-Chlorotoluene	ND	150000	45000	ug/kg	
56-23-5	Carbon tetrachloride	ND	150000	30000	ug/kg	
75-34-3	1,1-Dichloroethane	ND	150000	30000	ug/kg	
75-35-4	1,1-Dichloroethylene	ND	150000	45000	ug/kg	
563-58-6	1,1-Dichloropropene	ND	150000	45000	ug/kg	
96-12-8	1,2-Dibromo-3-chloropropane	ND	150000	30000	ug/kg	
106-93-4	1,2-Dibromoethane	ND	150000	30000	ug/kg	
107-06-2	1,2-Dichloroethane	ND	150000	45000	ug/kg	
78-87-5	1,2-Dichloropropane	ND	150000	45000	ug/kg	
142-28-9	1,3-Dichloropropane	ND	150000	45000	ug/kg	
108-20-3	Di-Isopropyl ether	ND	150000	45000	ug/kg	
594-20-7	2,2-Dichloropropane	ND	150000	45000	ug/kg	
124-48-1	Dibromochloromethane	ND	150000	30000	ug/kg	
75-71-8	Dichlorodifluoromethane	ND	150000	30000	ug/kg	
156-59-2	cis-1,2-Dichloroethylene	ND	150000	45000	ug/kg	
10061-01-5	cis-1,3-Dichloropropene	ND	150000	45000	ug/kg	
541-73-1	m-Dichlorobenzene	ND	150000	45000	ug/kg	
95-50-1	o-Dichlorobenzene	ND	150000	45000	ug/kg	
106-46-7	p-Dichlorobenzene	ND	150000	45000	ug/kg	

ND = Not detected MDL - Method Detection Limit

RL = Reporting Limit

E = Indicates value exceeds calibration range

J = Indicates an estimated value

B = Indicates analyte found in associated method blank

N = Indicates presumptive evidence of a compound

## Report of Analysis

<b>Client Sample ID:</b>	G21-5.0	<b>Date Sampled:</b>	08/30/11
<b>Lab Sample ID:</b>	C17723-11	<b>Date Received:</b>	08/31/11
<b>Matrix:</b>	SO - Soil	<b>Percent Solids:</b>	n/a <sup>a</sup>
<b>Method:</b>	SW846 8260B		
<b>Project:</b>	Romic Soil Investigation(Romic EPA) - 2081 Bay Road,East Palo Alto,CA		

## VOA 8260 List

CAS No.	Compound	Result	RL	MDL	Units	Q
156-60-5	trans-1,2-Dichloroethylene	ND	150000	45000	ug/kg	
10061-02-6	trans-1,3-Dichloropropene	ND	150000	45000	ug/kg	
100-41-4	Ethylbenzene	265000	150000	45000	ug/kg	
637-92-3	Ethyl tert-Butyl Ether	ND	150000	45000	ug/kg	
591-78-6	2-Hexanone	ND	1200000	150000	ug/kg	
87-68-3	Hexachlorobutadiene	ND	150000	30000	ug/kg	
98-82-8	Isopropylbenzene	ND	150000	45000	ug/kg	
99-87-6	p-Isopropyltoluene	ND	150000	45000	ug/kg	
108-10-1	4-Methyl-2-pentanone	ND	1200000	450000	ug/kg	
74-83-9	Methyl bromide	ND	150000	74000	ug/kg	
74-87-3	Methyl chloride	ND	150000	45000	ug/kg	
74-95-3	Methylene bromide	ND	150000	74000	ug/kg	
75-09-2	Methylene chloride	1110000	740000	480000	ug/kg	
78-93-3	Methyl ethyl ketone	704000	1200000	360000	ug/kg	J
1634-04-4	Methyl Tert Butyl Ether	ND	150000	30000	ug/kg	
91-20-3	Naphthalene	298000	150000	45000	ug/kg	
103-65-1	n-Propylbenzene	ND	150000	45000	ug/kg	
100-42-5	Styrene	ND	150000	30000	ug/kg	
994-05-8	Tert-Amyl Methyl Ether	ND	150000	36000	ug/kg	
75-65-0	Tert Butyl Alcohol <sup>b</sup>	ND	1200000	300000	ug/kg	
630-20-6	1,1,1,2-Tetrachloroethane	ND	150000	30000	ug/kg	
71-55-6	1,1,1-Trichloroethane	84300	150000	45000	ug/kg	J
79-34-5	1,1,2,2-Tetrachloroethane	ND	150000	30000	ug/kg	
79-00-5	1,1,2-Trichloroethane	304000	150000	30000	ug/kg	
87-61-6	1,2,3-Trichlorobenzene	ND	150000	45000	ug/kg	
96-18-4	1,2,3-Trichloropropane	ND	150000	45000	ug/kg	
120-82-1	1,2,4-Trichlorobenzene	ND	150000	45000	ug/kg	
95-63-6	1,2,4-Trimethylbenzene	245000	150000	45000	ug/kg	
108-67-8	1,3,5-Trimethylbenzene	51700	150000	45000	ug/kg	J
127-18-4	Tetrachloroethylene	139000	150000	100000	ug/kg	J
108-88-3	Toluene	819000	150000	45000	ug/kg	
79-01-6	Trichloroethylene	115000	150000	30000	ug/kg	J
75-69-4	Trichlorofluoromethane	ND	150000	36000	ug/kg	
75-01-4	Vinyl chloride	ND	150000	74000	ug/kg	
1330-20-7	Xylene (total)	1800000	300000	120000	ug/kg	

CAS No.	Surrogate Recoveries	Run# 1	Run# 2	Limits
1868-53-7	Dibromofluoromethane	103%		60-130%
2037-26-5	Toluene-D8	99%		60-130%

ND = Not detected MDL - Method Detection Limit

RL = Reporting Limit

E = Indicates value exceeds calibration range

J = Indicates an estimated value

B = Indicates analyte found in associated method blank

N = Indicates presumptive evidence of a compound

## Report of Analysis

<b>Client Sample ID:</b> G21-5.0	
<b>Lab Sample ID:</b> C17723-11	<b>Date Sampled:</b> 08/30/11
<b>Matrix:</b> SO - Soil	<b>Date Received:</b> 08/31/11
<b>Method:</b> SW846 8260B	<b>Percent Solids:</b> n/a <sup>a</sup>
<b>Project:</b> Romic Soil Investigation(Romic EPA) - 2081 Bay Road, East Palo Alto, CA	

### VOA 8260 List

CAS No.	Surrogate Recoveries	Run# 1	Run# 2	Limits
460-00-4	4-Bromofluorobenzene	103%		60-130%

- (a) All results reported on wet weight basis.
- (b) CCV outside of control limits (biased high); not detected in sample.

ND = Not detected      MDL - Method Detection Limit  
 RL = Reporting Limit  
 E = Indicates value exceeds calibration range

J = Indicates an estimated value  
 B = Indicates analyte found in associated method blank  
 N = Indicates presumptive evidence of a compound

## Report of Analysis

<b>Client Sample ID:</b> G21-5.0	<b>Date Sampled:</b> 08/30/11
<b>Lab Sample ID:</b> C17723-11	<b>Date Received:</b> 08/31/11
<b>Matrix:</b> SO - Soil	<b>Percent Solids:</b> n/a <sup>a</sup>
<b>Project:</b> Romic Soil Investigation(Romic EPA) - 2081 Bay Road,East Palo Alto,CA	

### Metals Analysis

Analyte	Result	RL	Units	DF	Prep	Analyzed By	Method	Prep Method
Arsenic <sup>b</sup>	21.7	5.4	mg/kg	3	09/04/11	09/07/11 RS	SW846 6010B <sup>1</sup>	SW846 3050B <sup>3</sup>
Lead <sup>b</sup>	3380	5.4	mg/kg	3	09/04/11	09/07/11 RS	SW846 6010B <sup>1</sup>	SW846 3050B <sup>3</sup>
Mercury	5.0	0.38	mg/kg	10	09/09/11	09/10/11 RW	SW846 7471A <sup>2</sup>	SW846 7471A <sup>4</sup>

- (1) Instrument QC Batch: MA2080
- (2) Instrument QC Batch: MA2085
- (3) Prep QC Batch: MP3926
- (4) Prep QC Batch: MP3951

- (a) All results reported on wet weight basis.
- (b) Elevated reporting limit(s) due to matrix interference and/or dilution required for high interfering element.

RL = Reporting Limit

## Report of Analysis

<b>Client Sample ID:</b> G21-8.0	
<b>Lab Sample ID:</b> C17723-12	<b>Date Sampled:</b> 08/30/11
<b>Matrix:</b> SO - Soil	<b>Date Received:</b> 08/31/11
<b>Method:</b> SW846 8260B	<b>Percent Solids:</b> n/a <sup>a</sup>
<b>Project:</b> Romc Soil Investigation(Romc EPA) - 2081 Bay Road, East Palo Alto, CA	

Run #1	File ID	DF	Analyzed	By	Prep Date	Prep Batch	Analytical Batch
Run #1	M27331.D	50	09/08/11	XB	n/a	n/a	VM866
Run #2							

Run #1	Initial Weight	Final Volume	Methanol Aliquot
Run #1	4.70 g	5.0 ml	4.0 ul
Run #2			

### VOA 8260 List

CAS No.	Compound	Result	RL	MDL	Units	Q
67-64-1	Acetone	ND	660000	130000	ug/kg	
71-43-2	Benzene	ND	330000	100000	ug/kg	
108-86-1	Bromobenzene	ND	330000	100000	ug/kg	
74-97-5	Bromochloromethane	ND	330000	100000	ug/kg	
75-27-4	Bromodichloromethane	ND	330000	66000	ug/kg	
75-25-2	Bromoform	ND	330000	66000	ug/kg	
104-51-8	n-Butylbenzene	ND	330000	100000	ug/kg	
135-98-8	sec-Butylbenzene	ND	330000	100000	ug/kg	
98-06-6	tert-Butylbenzene	ND	330000	100000	ug/kg	
108-90-7	Chlorobenzene	ND	330000	100000	ug/kg	
75-00-3	Chloroethane	ND	330000	100000	ug/kg	
67-66-3	Chloroform	ND	330000	100000	ug/kg	
95-49-8	o-Chlorotoluene	ND	330000	100000	ug/kg	
106-43-4	p-Chlorotoluene	ND	330000	100000	ug/kg	
56-23-5	Carbon tetrachloride	ND	330000	66000	ug/kg	
75-34-3	1,1-Dichloroethane	ND	330000	66000	ug/kg	
75-35-4	1,1-Dichloroethylene	ND	330000	100000	ug/kg	
563-58-6	1,1-Dichloropropene	ND	330000	100000	ug/kg	
96-12-8	1,2-Dibromo-3-chloropropane	ND	330000	66000	ug/kg	
106-93-4	1,2-Dibromoethane	ND	330000	66000	ug/kg	
107-06-2	1,2-Dichloroethane	114000	330000	100000	ug/kg	J
78-87-5	1,2-Dichloropropane	ND	330000	100000	ug/kg	
142-28-9	1,3-Dichloropropane	ND	330000	100000	ug/kg	
108-20-3	Di-Isopropyl ether	ND	330000	100000	ug/kg	
594-20-7	2,2-Dichloropropane	ND	330000	100000	ug/kg	
124-48-1	Dibromochloromethane	ND	330000	66000	ug/kg	
75-71-8	Dichlorodifluoromethane	ND	330000	66000	ug/kg	
156-59-2	cis-1,2-Dichloroethylene	ND	330000	100000	ug/kg	
10061-01-5	cis-1,3-Dichloropropene	ND	330000	100000	ug/kg	
541-73-1	m-Dichlorobenzene	ND	330000	100000	ug/kg	
95-50-1	o-Dichlorobenzene	ND	330000	100000	ug/kg	
106-46-7	p-Dichlorobenzene	ND	330000	100000	ug/kg	

ND = Not detected      MDL - Method Detection Limit

RL = Reporting Limit

E = Indicates value exceeds calibration range

J = Indicates an estimated value

B = Indicates analyte found in associated method blank

N = Indicates presumptive evidence of a compound

## Report of Analysis

<b>Client Sample ID:</b>	G21-8.0	<b>Date Sampled:</b>	08/30/11
<b>Lab Sample ID:</b>	C17723-12	<b>Date Received:</b>	08/31/11
<b>Matrix:</b>	SO - Soil	<b>Percent Solids:</b>	n/a <sup>a</sup>
<b>Method:</b>	SW846 8260B		
<b>Project:</b>	Romic Soil Investigation(Romic EPA) - 2081 Bay Road,East Palo Alto,CA		

## VOA 8260 List

CAS No.	Compound	Result	RL	MDL	Units	Q
156-60-5	trans-1,2-Dichloroethylene	ND	330000	100000	ug/kg	
10061-02-6	trans-1,3-Dichloropropene	ND	330000	100000	ug/kg	
100-41-4	Ethylbenzene	645000	330000	100000	ug/kg	
637-92-3	Ethyl tert-Butyl Ether	ND	330000	100000	ug/kg	
591-78-6	2-Hexanone	ND	2700000	330000	ug/kg	
87-68-3	Hexachlorobutadiene	ND	330000	66000	ug/kg	
98-82-8	Isopropylbenzene	ND	330000	100000	ug/kg	
99-87-6	p-Isopropyltoluene	ND	330000	100000	ug/kg	
108-10-1	4-Methyl-2-pentanone	ND	2700000	1000000	ug/kg	
74-83-9	Methyl bromide	ND	330000	170000	ug/kg	
74-87-3	Methyl chloride	ND	330000	100000	ug/kg	
74-95-3	Methylene bromide	ND	330000	170000	ug/kg	
75-09-2	Methylene chloride	ND	1700000	1100000	ug/kg	
78-93-3	Methyl ethyl ketone	5020000	2700000	800000	ug/kg	
1634-04-4	Methyl Tert Butyl Ether	ND	330000	66000	ug/kg	
91-20-3	Naphthalene	454000	330000	100000	ug/kg	
103-65-1	n-Propylbenzene	ND	330000	100000	ug/kg	
100-42-5	Styrene	125000	330000	66000	ug/kg	J
994-05-8	Tert-Amyl Methyl Ether	ND	330000	80000	ug/kg	
75-65-0	Tert Butyl Alcohol <sup>b</sup>	ND	2700000	660000	ug/kg	
630-20-6	1,1,1,2-Tetrachloroethane	ND	330000	66000	ug/kg	
71-55-6	1,1,1-Trichloroethane	436000	330000	100000	ug/kg	
79-34-5	1,1,2,2-Tetrachloroethane	ND	330000	66000	ug/kg	
79-00-5	1,1,2-Trichloroethane	330000	330000	66000	ug/kg	
87-61-6	1,2,3-Trichlorobenzene	ND	330000	100000	ug/kg	
96-18-4	1,2,3-Trichloropropane	ND	330000	100000	ug/kg	
120-82-1	1,2,4-Trichlorobenzene	ND	330000	100000	ug/kg	
95-63-6	1,2,4-Trimethylbenzene	475000	330000	100000	ug/kg	
108-67-8	1,3,5-Trimethylbenzene	114000	330000	100000	ug/kg	J
127-18-4	Tetrachloroethylene	1080000	330000	230000	ug/kg	
108-88-3	Toluene	2460000	330000	100000	ug/kg	
79-01-6	Trichloroethylene	809000	330000	66000	ug/kg	
75-69-4	Trichlorofluoromethane	ND	330000	80000	ug/kg	
75-01-4	Vinyl chloride	ND	330000	170000	ug/kg	
1330-20-7	Xylene (total)	2580000	660000	270000	ug/kg	

CAS No.	Surrogate Recoveries	Run# 1	Run# 2	Limits
1868-53-7	Dibromofluoromethane	102%		60-130%
2037-26-5	Toluene-D8	98%		60-130%

ND = Not detected MDL - Method Detection Limit

RL = Reporting Limit

E = Indicates value exceeds calibration range

J = Indicates an estimated value

B = Indicates analyte found in associated method blank

N = Indicates presumptive evidence of a compound

## Report of Analysis

<b>Client Sample ID:</b>	G21-8.0	<b>Date Sampled:</b>	08/30/11
<b>Lab Sample ID:</b>	C17723-12	<b>Date Received:</b>	08/31/11
<b>Matrix:</b>	SO - Soil	<b>Percent Solids:</b>	n/a <sup>a</sup>
<b>Method:</b>	SW846 8260B	<b>Project:</b> Romic Soil Investigation(Romic EPA) - 2081 Bay Road, East Palo Alto, CA	

### VOA 8260 List

CAS No.	Surrogate Recoveries	Run# 1	Run# 2	Limits
460-00-4	4-Bromofluorobenzene	103%		60-130%

(a) All results reported on wet weight basis.

(b) CCV outside of control limits (biased high); not detected in sample.

ND = Not detected      MDL - Method Detection Limit  
 RL = Reporting Limit  
 E = Indicates value exceeds calibration range

J = Indicates an estimated value  
 B = Indicates analyte found in associated method blank  
 N = Indicates presumptive evidence of a compound



## Report of Analysis

<b>Client Sample ID:</b> G21-8.0	<b>Date Sampled:</b> 08/30/11
<b>Lab Sample ID:</b> C17723-12	<b>Date Received:</b> 08/31/11
<b>Matrix:</b> SO - Soil	<b>Percent Solids:</b> n/a <sup>a</sup>
<b>Project:</b> Romic Soil Investigation(Romic EPA) - 2081 Bay Road,East Palo Alto,CA	

### Metals Analysis

Analyte	Result	RL	Units	DF	Prep	Analyzed By	Method	Prep Method
Arsenic <sup>b</sup>	13.6	5.4	mg/kg	3	09/04/11	09/07/11 RS	SW846 6010B <sup>1</sup>	SW846 3050B <sup>3</sup>
Lead <sup>b</sup>	1580	5.4	mg/kg	3	09/04/11	09/07/11 RS	SW846 6010B <sup>1</sup>	SW846 3050B <sup>3</sup>
Mercury	3.0	0.42	mg/kg	10	09/09/11	09/10/11 RW	SW846 7471A <sup>2</sup>	SW846 7471A <sup>4</sup>

- (1) Instrument QC Batch: MA2080
- (2) Instrument QC Batch: MA2085
- (3) Prep QC Batch: MP3926
- (4) Prep QC Batch: MP3951

- (a) All results reported on wet weight basis.
- (b) Elevated reporting limit(s) due to matrix interference and/or dilution required for high interfering element.

RL = Reporting Limit

## Report of Analysis

<b>Client Sample ID:</b>	F22-0.5	<b>Date Sampled:</b>	08/30/11
<b>Lab Sample ID:</b>	C17723-13	<b>Date Received:</b>	08/31/11
<b>Matrix:</b>	SO - Soil	<b>Percent Solids:</b>	n/a <sup>a</sup>
<b>Method:</b>	SW846 8260B	<b>Project:</b> Romic Soil Investigation(Romic EPA) - 2081 Bay Road, East Palo Alto, CA	

Run #1	File ID	DF	Analyzed	By	Prep Date	Prep Batch	Analytical Batch
Run #1	M27332.D	1	09/08/11	XB	n/a	n/a	VM866
Run #2							

Run #1	Initial Weight	Methanol Aliquot
Run #1	6.16 g	100 ul
Run #2		

## VOA 8260 List

CAS No.	Compound	Result	RL	MDL	Units	Q
67-64-1	Acetone	ND	4100	810	ug/kg	
71-43-2	Benzene	ND	200	61	ug/kg	
108-86-1	Bromobenzene	ND	200	61	ug/kg	
74-97-5	Bromochloromethane	ND	200	61	ug/kg	
75-27-4	Bromodichloromethane	ND	200	41	ug/kg	
75-25-2	Bromoform	ND	200	41	ug/kg	
104-51-8	n-Butylbenzene	ND	200	61	ug/kg	
135-98-8	sec-Butylbenzene	ND	200	61	ug/kg	
98-06-6	tert-Butylbenzene	ND	200	61	ug/kg	
108-90-7	Chlorobenzene	ND	200	61	ug/kg	
75-00-3	Chloroethane	ND	200	61	ug/kg	
67-66-3	Chloroform	ND	200	61	ug/kg	
95-49-8	o-Chlorotoluene	ND	200	61	ug/kg	
106-43-4	p-Chlorotoluene	ND	200	61	ug/kg	
56-23-5	Carbon tetrachloride	ND	200	41	ug/kg	
75-34-3	1,1-Dichloroethane	ND	200	41	ug/kg	
75-35-4	1,1-Dichloroethylene	ND	200	61	ug/kg	
563-58-6	1,1-Dichloropropene	ND	200	61	ug/kg	
96-12-8	1,2-Dibromo-3-chloropropane	ND	200	41	ug/kg	
106-93-4	1,2-Dibromoethane	ND	200	41	ug/kg	
107-06-2	1,2-Dichloroethane	ND	200	61	ug/kg	
78-87-5	1,2-Dichloropropane	ND	200	61	ug/kg	
142-28-9	1,3-Dichloropropane	ND	200	61	ug/kg	
108-20-3	Di-Isopropyl ether	ND	200	61	ug/kg	
594-20-7	2,2-Dichloropropane	ND	200	61	ug/kg	
124-48-1	Dibromochloromethane	ND	200	41	ug/kg	
75-71-8	Dichlorodifluoromethane	ND	200	41	ug/kg	
156-59-2	cis-1,2-Dichloroethylene	ND	200	61	ug/kg	
10061-01-5	cis-1,3-Dichloropropene	ND	200	61	ug/kg	
541-73-1	m-Dichlorobenzene	ND	200	61	ug/kg	
95-50-1	o-Dichlorobenzene	ND	200	61	ug/kg	
106-46-7	p-Dichlorobenzene	ND	200	61	ug/kg	

ND = Not detected MDL - Method Detection Limit

RL = Reporting Limit

E = Indicates value exceeds calibration range

J = Indicates an estimated value

B = Indicates analyte found in associated method blank

N = Indicates presumptive evidence of a compound

## Report of Analysis

<b>Client Sample ID:</b>	F22-0.5	<b>Date Sampled:</b>	08/30/11
<b>Lab Sample ID:</b>	C17723-13	<b>Date Received:</b>	08/31/11
<b>Matrix:</b>	SO - Soil	<b>Percent Solids:</b>	n/a <sup>a</sup>
<b>Method:</b>	SW846 8260B	<b>Project:</b> Romic Soil Investigation(Romic EPA) - 2081 Bay Road,East Palo Alto,CA	

## VOA 8260 List

CAS No.	Compound	Result	RL	MDL	Units	Q
156-60-5	trans-1,2-Dichloroethylene	ND	200	61	ug/kg	
10061-02-6	trans-1,3-Dichloropropene	ND	200	61	ug/kg	
100-41-4	Ethylbenzene	176	200	61	ug/kg	J
637-92-3	Ethyl tert-Butyl Ether	ND	200	61	ug/kg	
591-78-6	2-Hexanone	ND	1600	200	ug/kg	
87-68-3	Hexachlorobutadiene	ND	200	41	ug/kg	
98-82-8	Isopropylbenzene	ND	200	61	ug/kg	
99-87-6	p-Isopropyltoluene	ND	200	61	ug/kg	
108-10-1	4-Methyl-2-pentanone	ND	1600	610	ug/kg	
74-83-9	Methyl bromide	ND	200	100	ug/kg	
74-87-3	Methyl chloride	ND	200	61	ug/kg	
74-95-3	Methylene bromide	ND	200	100	ug/kg	
75-09-2	Methylene chloride	ND	1000	650	ug/kg	
78-93-3	Methyl ethyl ketone	517	1600	490	ug/kg	J
1634-04-4	Methyl Tert Butyl Ether	ND	200	41	ug/kg	
91-20-3	Naphthalene	296	200	61	ug/kg	
103-65-1	n-Propylbenzene	ND	200	61	ug/kg	
100-42-5	Styrene	ND	200	41	ug/kg	
994-05-8	Tert-Amyl Methyl Ether	ND	200	49	ug/kg	
75-65-0	Tert Butyl Alcohol <sup>b</sup>	ND	1600	410	ug/kg	
630-20-6	1,1,1,2-Tetrachloroethane	ND	200	41	ug/kg	
71-55-6	1,1,1-Trichloroethane	ND	200	61	ug/kg	
79-34-5	1,1,2,2-Tetrachloroethane	ND	200	41	ug/kg	
79-00-5	1,1,2-Trichloroethane	ND	200	41	ug/kg	
87-61-6	1,2,3-Trichlorobenzene	ND	200	61	ug/kg	
96-18-4	1,2,3-Trichloropropane	ND	200	61	ug/kg	
120-82-1	1,2,4-Trichlorobenzene	ND	200	61	ug/kg	
95-63-6	1,2,4-Trimethylbenzene	122	200	61	ug/kg	J
108-67-8	1,3,5-Trimethylbenzene	ND	200	61	ug/kg	
127-18-4	Tetrachloroethylene	ND	200	140	ug/kg	
108-88-3	Toluene	1340	200	61	ug/kg	
79-01-6	Trichloroethylene	43.9	200	41	ug/kg	J
75-69-4	Trichlorofluoromethane	ND	200	49	ug/kg	
75-01-4	Vinyl chloride	ND	200	100	ug/kg	
1330-20-7	Xylene (total)	831	410	160	ug/kg	

CAS No.	Surrogate Recoveries	Run# 1	Run# 2	Limits
1868-53-7	Dibromofluoromethane	96%		60-130%
2037-26-5	Toluene-D8	99%		60-130%

ND = Not detected MDL - Method Detection Limit

RL = Reporting Limit

E = Indicates value exceeds calibration range

J = Indicates an estimated value

B = Indicates analyte found in associated method blank

N = Indicates presumptive evidence of a compound

## Report of Analysis

<b>Client Sample ID:</b>	F22-0.5	<b>Date Sampled:</b>	08/30/11
<b>Lab Sample ID:</b>	C17723-13	<b>Date Received:</b>	08/31/11
<b>Matrix:</b>	SO - Soil	<b>Percent Solids:</b>	n/a <sup>a</sup>
<b>Method:</b>	SW846 8260B	<b>Project:</b> Romic Soil Investigation(Romic EPA) - 2081 Bay Road, East Palo Alto, CA	

### VOA 8260 List

CAS No.	Surrogate Recoveries	Run# 1	Run# 2	Limits
460-00-4	4-Bromofluorobenzene	102%		60-130%

- (a) All results reported on wet weight basis.
- (b) CCV outside of control limits (biased high); not detected in sample.

ND = Not detected      MDL - Method Detection Limit  
 RL = Reporting Limit  
 E = Indicates value exceeds calibration range

J = Indicates an estimated value  
 B = Indicates analyte found in associated method blank  
 N = Indicates presumptive evidence of a compound

## Report of Analysis

<b>Client Sample ID:</b> F22-0.5	<b>Date Sampled:</b> 08/30/11
<b>Lab Sample ID:</b> C17723-13	<b>Date Received:</b> 08/31/11
<b>Matrix:</b> SO - Soil	<b>Percent Solids:</b> n/a <sup>a</sup>
<b>Project:</b> Romic Soil Investigation(Romic EPA) - 2081 Bay Road, East Palo Alto, CA	

### Metals Analysis

Analyte	Result	RL	Units	DF	Prep	Analyzed By	Method	Prep Method
Arsenic	8.8	1.8	mg/kg	1	09/04/11	09/07/11 RS	SW846 6010B <sup>1</sup>	SW846 3050B <sup>3</sup>
Lead	48.7	1.8	mg/kg	1	09/04/11	09/07/11 RS	SW846 6010B <sup>1</sup>	SW846 3050B <sup>3</sup>
Mercury	0.093	0.036	mg/kg	1	09/09/11	09/10/11 RW	SW846 7471A <sup>2</sup>	SW846 7471A <sup>4</sup>

(1) Instrument QC Batch: MA2077

(2) Instrument QC Batch: MA2085

(3) Prep QC Batch: MP3926

(4) Prep QC Batch: MP3951

(a) All results reported on wet weight basis.

RL = Reporting Limit

## Report of Analysis

<b>Client Sample ID:</b>	F22-5.0	<b>Date Sampled:</b>	08/30/11
<b>Lab Sample ID:</b>	C17723-14	<b>Date Received:</b>	08/31/11
<b>Matrix:</b>	SO - Soil	<b>Percent Solids:</b>	n/a <sup>a</sup>
<b>Method:</b>	SW846 8260B	<b>Project:</b> Romic Soil Investigation(Romic EPA) - 2081 Bay Road, East Palo Alto, CA	

Run #	File ID	DF	Analyzed	By	Prep Date	Prep Batch	Analytical Batch
Run #1	M27380.D	50	09/09/11	XB	n/a	n/a	VM869
Run #2							

Run #	Initial Weight	Final Volume	Methanol Aliquot
Run #1	5.22 g	5.0 ml	3.0 ul
Run #2			

## VOA 8260 List

CAS No.	Compound	Result	RL	MDL	Units	Q
67-64-1	Acetone	ND	800000	160000	ug/kg	
71-43-2	Benzene	ND	400000	120000	ug/kg	
108-86-1	Bromobenzene	ND	400000	120000	ug/kg	
74-97-5	Bromochloromethane	ND	400000	120000	ug/kg	
75-27-4	Bromodichloromethane	ND	400000	80000	ug/kg	
75-25-2	Bromoform	ND	400000	80000	ug/kg	
104-51-8	n-Butylbenzene	ND	400000	120000	ug/kg	
135-98-8	sec-Butylbenzene	ND	400000	120000	ug/kg	
98-06-6	tert-Butylbenzene	ND	400000	120000	ug/kg	
108-90-7	Chlorobenzene	ND	400000	120000	ug/kg	
75-00-3	Chloroethane	ND	400000	120000	ug/kg	
67-66-3	Chloroform	ND	400000	120000	ug/kg	
95-49-8	o-Chlorotoluene	ND	400000	120000	ug/kg	
106-43-4	p-Chlorotoluene	ND	400000	120000	ug/kg	
56-23-5	Carbon tetrachloride	ND	400000	80000	ug/kg	
75-34-3	1,1-Dichloroethane	ND	400000	80000	ug/kg	
75-35-4	1,1-Dichloroethylene	ND	400000	120000	ug/kg	
563-58-6	1,1-Dichloropropene	ND	400000	120000	ug/kg	
96-12-8	1,2-Dibromo-3-chloropropane	ND	400000	80000	ug/kg	
106-93-4	1,2-Dibromoethane	ND	400000	80000	ug/kg	
107-06-2	1,2-Dichloroethane	ND	400000	120000	ug/kg	
78-87-5	1,2-Dichloropropane	ND	400000	120000	ug/kg	
142-28-9	1,3-Dichloropropane	ND	400000	120000	ug/kg	
108-20-3	Di-Isopropyl ether	ND	400000	120000	ug/kg	
594-20-7	2,2-Dichloropropane	ND	400000	120000	ug/kg	
124-48-1	Dibromochloromethane	ND	400000	80000	ug/kg	
75-71-8	Dichlorodifluoromethane	ND	400000	80000	ug/kg	
156-59-2	cis-1,2-Dichloroethylene	ND	400000	120000	ug/kg	
10061-01-5	cis-1,3-Dichloropropene	ND	400000	120000	ug/kg	
541-73-1	m-Dichlorobenzene	ND	400000	120000	ug/kg	
95-50-1	o-Dichlorobenzene	ND	400000	120000	ug/kg	
106-46-7	p-Dichlorobenzene	ND	400000	120000	ug/kg	

ND = Not detected MDL - Method Detection Limit

RL = Reporting Limit

E = Indicates value exceeds calibration range

J = Indicates an estimated value

B = Indicates analyte found in associated method blank

N = Indicates presumptive evidence of a compound

## Report of Analysis

<b>Client Sample ID:</b>	F22-5.0	<b>Date Sampled:</b>	08/30/11
<b>Lab Sample ID:</b>	C17723-14	<b>Date Received:</b>	08/31/11
<b>Matrix:</b>	SO - Soil	<b>Percent Solids:</b>	n/a <sup>a</sup>
<b>Method:</b>	SW846 8260B	<b>Project:</b> Romic Soil Investigation(Romic EPA) - 2081 Bay Road,East Palo Alto,CA	

## VOA 8260 List

CAS No.	Compound	Result	RL	MDL	Units	Q
156-60-5	trans-1,2-Dichloroethylene	ND	400000	120000	ug/kg	
10061-02-6	trans-1,3-Dichloropropene	ND	400000	120000	ug/kg	
100-41-4	Ethylbenzene	ND	400000	120000	ug/kg	
637-92-3	Ethyl tert-Butyl Ether	ND	400000	120000	ug/kg	
591-78-6	2-Hexanone	ND	3200000	400000	ug/kg	
87-68-3	Hexachlorobutadiene	ND	400000	80000	ug/kg	
98-82-8	Isopropylbenzene	ND	400000	120000	ug/kg	
99-87-6	p-Isopropyltoluene	ND	400000	120000	ug/kg	
108-10-1	4-Methyl-2-pentanone	ND	3200000	1200000	ug/kg	
74-83-9	Methyl bromide	ND	400000	200000	ug/kg	
74-87-3	Methyl chloride	ND	400000	120000	ug/kg	
74-95-3	Methylene bromide	ND	400000	200000	ug/kg	
75-09-2	Methylene chloride	ND	2000000	1300000	ug/kg	
78-93-3	Methyl ethyl ketone	2880000	3200000	960000	ug/kg	J
1634-04-4	Methyl Tert Butyl Ether	ND	400000	80000	ug/kg	
91-20-3	Naphthalene	ND	400000	120000	ug/kg	
103-65-1	n-Propylbenzene	ND	400000	120000	ug/kg	
100-42-5	Styrene	ND	400000	80000	ug/kg	
994-05-8	Tert-Amyl Methyl Ether	ND	400000	96000	ug/kg	
75-65-0	Tert Butyl Alcohol	ND	3200000	800000	ug/kg	
630-20-6	1,1,1,2-Tetrachloroethane	ND	400000	80000	ug/kg	
71-55-6	1,1,1-Trichloroethane	ND	400000	120000	ug/kg	
79-34-5	1,1,2,2-Tetrachloroethane	ND	400000	80000	ug/kg	
79-00-5	1,1,2-Trichloroethane	ND	400000	80000	ug/kg	
87-61-6	1,2,3-Trichlorobenzene	ND	400000	120000	ug/kg	
96-18-4	1,2,3-Trichloropropane	ND	400000	120000	ug/kg	
120-82-1	1,2,4-Trichlorobenzene	ND	400000	120000	ug/kg	
95-63-6	1,2,4-Trimethylbenzene	121000	400000	120000	ug/kg	J
108-67-8	1,3,5-Trimethylbenzene	ND	400000	120000	ug/kg	
127-18-4	Tetrachloroethylene	ND	400000	280000	ug/kg	
108-88-3	Toluene	5490000	400000	120000	ug/kg	
79-01-6	Trichloroethylene	ND	400000	80000	ug/kg	
75-69-4	Trichlorofluoromethane	ND	400000	96000	ug/kg	
75-01-4	Vinyl chloride	ND	400000	200000	ug/kg	
1330-20-7	Xylene (total)	336000	800000	320000	ug/kg	J

CAS No.	Surrogate Recoveries	Run# 1	Run# 2	Limits
1868-53-7	Dibromofluoromethane	92%		60-130%
2037-26-5	Toluene-D8	106%		60-130%

ND = Not detected MDL - Method Detection Limit

RL = Reporting Limit

E = Indicates value exceeds calibration range

J = Indicates an estimated value

B = Indicates analyte found in associated method blank

N = Indicates presumptive evidence of a compound

## Report of Analysis

<b>Client Sample ID:</b> F22-5.0	
<b>Lab Sample ID:</b> C17723-14	<b>Date Sampled:</b> 08/30/11
<b>Matrix:</b> SO - Soil	<b>Date Received:</b> 08/31/11
<b>Method:</b> SW846 8260B	<b>Percent Solids:</b> n/a <sup>a</sup>
<b>Project:</b> Romic Soil Investigation(Romic EPA) - 2081 Bay Road, East Palo Alto, CA	

### VOA 8260 List

CAS No.	Surrogate Recoveries	Run# 1	Run# 2	Limits
460-00-4	4-Bromofluorobenzene	98%		60-130%

(a) All results reported on wet weight basis.

ND = Not detected      MDL - Method Detection Limit  
 RL = Reporting Limit  
 E = Indicates value exceeds calibration range

J = Indicates an estimated value  
 B = Indicates analyte found in associated method blank  
 N = Indicates presumptive evidence of a compound



## Report of Analysis

<b>Client Sample ID:</b> F22-5.0	<b>Date Sampled:</b> 08/30/11
<b>Lab Sample ID:</b> C17723-14	<b>Date Received:</b> 08/31/11
<b>Matrix:</b> SO - Soil	<b>Percent Solids:</b> n/a <sup>a</sup>
<b>Project:</b> Romic Soil Investigation(Romic EPA) - 2081 Bay Road,East Palo Alto,CA	

### Metals Analysis

Analyte	Result	RL	Units	DF	Prep	Analyzed By	Method	Prep Method
Arsenic <sup>b</sup>	5.3	3.5	mg/kg	2	09/04/11	09/07/11 RS	SW846 6010B <sup>1</sup>	SW846 3050B <sup>3</sup>
Lead <sup>b</sup>	4990	3.5	mg/kg	2	09/04/11	09/07/11 RS	SW846 6010B <sup>1</sup>	SW846 3050B <sup>3</sup>
Mercury	1.9	0.21	mg/kg	5	09/09/11	09/10/11 RW	SW846 7471A <sup>2</sup>	SW846 7471A <sup>4</sup>

- (1) Instrument QC Batch: MA2080
- (2) Instrument QC Batch: MA2085
- (3) Prep QC Batch: MP3926
- (4) Prep QC Batch: MP3951

- (a) All results reported on wet weight basis.
- (b) Elevated reporting limit(s) due to matrix interference and/or dilution required for high interfering element.

RL = Reporting Limit

## Report of Analysis

<b>Client Sample ID:</b>	F22-8.5	<b>Date Sampled:</b>	08/30/11
<b>Lab Sample ID:</b>	C17723-15	<b>Date Received:</b>	08/31/11
<b>Matrix:</b>	SO - Soil	<b>Percent Solids:</b>	n/a <sup>a</sup>
<b>Method:</b>	SW846 8260B	<b>Project:</b> Romic Soil Investigation(Romic EPA) - 2081 Bay Road, East Palo Alto, CA	

Run #1	File ID	DF	Analyzed	By	Prep Date	Prep Batch	Analytical Batch
Run #1	M27376.D	1	09/09/11	XB	n/a	n/a	VM869
Run #2							

Run #1	Initial Weight	Final Volume	Methanol Aliquot
Run #1	4.67 g	5.0 ml	1.0 ul
Run #2			

## VOA 8260 List

CAS No.	Compound	Result	RL	MDL	Units	Q
67-64-1	Acetone	189000	540000	110000	ug/kg	J
71-43-2	Benzene	ND	27000	8000	ug/kg	
108-86-1	Bromobenzene	ND	27000	8000	ug/kg	
74-97-5	Bromochloromethane	ND	27000	8000	ug/kg	
75-27-4	Bromodichloromethane	ND	27000	5400	ug/kg	
75-25-2	Bromoform	ND	27000	5400	ug/kg	
104-51-8	n-Butylbenzene	ND	27000	8000	ug/kg	
135-98-8	sec-Butylbenzene	ND	27000	8000	ug/kg	
98-06-6	tert-Butylbenzene	ND	27000	8000	ug/kg	
108-90-7	Chlorobenzene	ND	27000	8000	ug/kg	
75-00-3	Chloroethane	ND	27000	8000	ug/kg	
67-66-3	Chloroform	ND	27000	8000	ug/kg	
95-49-8	o-Chlorotoluene	ND	27000	8000	ug/kg	
106-43-4	p-Chlorotoluene	ND	27000	8000	ug/kg	
56-23-5	Carbon tetrachloride	ND	27000	5400	ug/kg	
75-34-3	1,1-Dichloroethane	ND	27000	5400	ug/kg	
75-35-4	1,1-Dichloroethylene	ND	27000	8000	ug/kg	
563-58-6	1,1-Dichloropropene	ND	27000	8000	ug/kg	
96-12-8	1,2-Dibromo-3-chloropropane	ND	27000	5400	ug/kg	
106-93-4	1,2-Dibromoethane	ND	27000	5400	ug/kg	
107-06-2	1,2-Dichloroethane	35100	27000	8000	ug/kg	
78-87-5	1,2-Dichloropropane	ND	27000	8000	ug/kg	
142-28-9	1,3-Dichloropropane	ND	27000	8000	ug/kg	
108-20-3	Di-Isopropyl ether	ND	27000	8000	ug/kg	
594-20-7	2,2-Dichloropropane	ND	27000	8000	ug/kg	
124-48-1	Dibromochloromethane	ND	27000	5400	ug/kg	
75-71-8	Dichlorodifluoromethane	ND	27000	5400	ug/kg	
156-59-2	cis-1,2-Dichloroethylene	14000	27000	8000	ug/kg	J
10061-01-5	cis-1,3-Dichloropropene	ND	27000	8000	ug/kg	
541-73-1	m-Dichlorobenzene	ND	27000	8000	ug/kg	
95-50-1	o-Dichlorobenzene	ND	27000	8000	ug/kg	
106-46-7	p-Dichlorobenzene	ND	27000	8000	ug/kg	

ND = Not detected MDL - Method Detection Limit

J = Indicates an estimated value

RL = Reporting Limit

B = Indicates analyte found in associated method blank

E = Indicates value exceeds calibration range

N = Indicates presumptive evidence of a compound

# Report of Analysis

<b>Client Sample ID:</b>	F22-8.5	<b>Date Sampled:</b>	08/30/11
<b>Lab Sample ID:</b>	C17723-15	<b>Date Received:</b>	08/31/11
<b>Matrix:</b>	SO - Soil	<b>Percent Solids:</b>	n/a <sup>a</sup>
<b>Method:</b>	SW846 8260B	<b>Project:</b> Romic Soil Investigation(Romic EPA) - 2081 Bay Road,East Palo Alto,CA	

**VOA 8260 List**

CAS No.	Compound	Result	RL	MDL	Units	Q
156-60-5	trans-1,2-Dichloroethylene	ND	27000	8000	ug/kg	
10061-02-6	trans-1,3-Dichloropropene	ND	27000	8000	ug/kg	
100-41-4	Ethylbenzene	122000	27000	8000	ug/kg	
637-92-3	Ethyl tert-Butyl Ether	ND	27000	8000	ug/kg	
591-78-6	2-Hexanone	ND	210000	27000	ug/kg	
87-68-3	Hexachlorobutadiene	ND	27000	5400	ug/kg	
98-82-8	Isopropylbenzene	ND	27000	8000	ug/kg	
99-87-6	p-Isopropyltoluene	ND	27000	8000	ug/kg	
108-10-1	4-Methyl-2-pentanone	115000	210000	80000	ug/kg	J
74-83-9	Methyl bromide	ND	27000	13000	ug/kg	
74-87-3	Methyl chloride	ND	27000	8000	ug/kg	
74-95-3	Methylene bromide	ND	27000	13000	ug/kg	
75-09-2	Methylene chloride	ND	130000	86000	ug/kg	
78-93-3	Methyl ethyl ketone	2960000	210000	64000	ug/kg	
1634-04-4	Methyl Tert Butyl Ether	ND	27000	5400	ug/kg	
91-20-3	Naphthalene	12800	27000	8000	ug/kg	J
103-65-1	n-Propylbenzene	9080	27000	8000	ug/kg	J
100-42-5	Styrene	26100	27000	5400	ug/kg	J
994-05-8	Tert-Amyl Methyl Ether	ND	27000	6400	ug/kg	
75-65-0	Tert Butyl Alcohol	ND	210000	54000	ug/kg	
630-20-6	1,1,1,2-Tetrachloroethane	ND	27000	5400	ug/kg	
71-55-6	1,1,1-Trichloroethane	ND	27000	8000	ug/kg	
79-34-5	1,1,2,2-Tetrachloroethane	ND	27000	5400	ug/kg	
79-00-5	1,1,2-Trichloroethane	8120	27000	5400	ug/kg	J
87-61-6	1,2,3-Trichlorobenzene	ND	27000	8000	ug/kg	
96-18-4	1,2,3-Trichloropropane	ND	27000	8000	ug/kg	
120-82-1	1,2,4-Trichlorobenzene	ND	27000	8000	ug/kg	
95-63-6	1,2,4-Trimethylbenzene	58300	27000	8000	ug/kg	
108-67-8	1,3,5-Trimethylbenzene	18100	27000	8000	ug/kg	J
127-18-4	Tetrachloroethylene	29500	27000	19000	ug/kg	
108-88-3	Toluene	214000	27000	8000	ug/kg	
79-01-6	Trichloroethylene	133000	27000	5400	ug/kg	
75-69-4	Trichlorofluoromethane	ND	27000	6400	ug/kg	
75-01-4	Vinyl chloride	ND	27000	13000	ug/kg	
1330-20-7	Xylene (total)	402000	54000	21000	ug/kg	

CAS No.	Surrogate Recoveries	Run# 1	Run# 2	Limits
1868-53-7	Dibromofluoromethane	90%		60-130%
2037-26-5	Toluene-D8	103%		60-130%

ND = Not detected      MDL - Method Detection Limit  
 RL = Reporting Limit  
 E = Indicates value exceeds calibration range

J = Indicates an estimated value  
 B = Indicates analyte found in associated method blank  
 N = Indicates presumptive evidence of a compound

## Report of Analysis

<b>Client Sample ID:</b>	F22-8.5	<b>Date Sampled:</b>	08/30/11
<b>Lab Sample ID:</b>	C17723-15	<b>Date Received:</b>	08/31/11
<b>Matrix:</b>	SO - Soil	<b>Percent Solids:</b>	n/a <sup>a</sup>
<b>Method:</b>	SW846 8260B	<b>Project:</b> Romic Soil Investigation(Romic EPA) - 2081 Bay Road, East Palo Alto, CA	

### VOA 8260 List

CAS No.	Surrogate Recoveries	Run# 1	Run# 2	Limits
460-00-4	4-Bromofluorobenzene	94%		60-130%

(a) All results reported on wet weight basis.

ND = Not detected      MDL - Method Detection Limit  
 RL = Reporting Limit  
 E = Indicates value exceeds calibration range

J = Indicates an estimated value  
 B = Indicates analyte found in associated method blank  
 N = Indicates presumptive evidence of a compound

## Report of Analysis

<b>Client Sample ID:</b> F22-8.5	<b>Date Sampled:</b> 08/30/11
<b>Lab Sample ID:</b> C17723-15	<b>Date Received:</b> 08/31/11
<b>Matrix:</b> SO - Soil	<b>Percent Solids:</b> n/a <sup>a</sup>
<b>Project:</b> Romic Soil Investigation(Romic EPA) - 2081 Bay Road, East Palo Alto, CA	

### Metals Analysis

Analyte	Result	RL	Units	DF	Prep	Analyzed By	Method	Prep Method
Arsenic	5.4	1.8	mg/kg	1	09/04/11	09/08/11 RS	SW846 6010B <sup>1</sup>	SW846 3050B <sup>3</sup>
Lead	13.1	1.8	mg/kg	1	09/04/11	09/08/11 RS	SW846 6010B <sup>1</sup>	SW846 3050B <sup>3</sup>
Mercury	2.9	0.18	mg/kg	5	09/09/11	09/10/11 RW	SW846 7471A <sup>2</sup>	SW846 7471A <sup>4</sup>

(1) Instrument QC Batch: MA2080

(2) Instrument QC Batch: MA2085

(3) Prep QC Batch: MP3926

(4) Prep QC Batch: MP3951

(a) All results reported on wet weight basis.

RL = Reporting Limit

## Report of Analysis

<b>Client Sample ID:</b>	G23-0.6	<b>Date Sampled:</b>	08/30/11
<b>Lab Sample ID:</b>	C17723-16	<b>Date Received:</b>	08/31/11
<b>Matrix:</b>	SO - Soil	<b>Percent Solids:</b>	n/a <sup>a</sup>
<b>Method:</b>	SW846 8260B	<b>Project:</b> Romic Soil Investigation(Romic EPA) - 2081 Bay Road, East Palo Alto, CA	

Run #	File ID	DF	Analyzed	By	Prep Date	Prep Batch	Analytical Batch
Run #1	M27377.D	1	09/09/11	XB	n/a	n/a	VM869
Run #2							

Run #	Initial Weight	Final Volume	Methanol Aliquot
Run #1	5.04 g	5.0 ml	100 ul
Run #2			

## VOA 8260 List

CAS No.	Compound	Result	RL	MDL	Units	Q
67-64-1	Acetone	ND	5000	990	ug/kg	
71-43-2	Benzene	ND	250	74	ug/kg	
108-86-1	Bromobenzene	ND	250	74	ug/kg	
74-97-5	Bromochloromethane	ND	250	74	ug/kg	
75-27-4	Bromodichloromethane	ND	250	50	ug/kg	
75-25-2	Bromoform	ND	250	50	ug/kg	
104-51-8	n-Butylbenzene	ND	250	74	ug/kg	
135-98-8	sec-Butylbenzene	ND	250	74	ug/kg	
98-06-6	tert-Butylbenzene	ND	250	74	ug/kg	
108-90-7	Chlorobenzene	ND	250	74	ug/kg	
75-00-3	Chloroethane	ND	250	74	ug/kg	
67-66-3	Chloroform	ND	250	74	ug/kg	
95-49-8	o-Chlorotoluene	ND	250	74	ug/kg	
106-43-4	p-Chlorotoluene	ND	250	74	ug/kg	
56-23-5	Carbon tetrachloride	ND	250	50	ug/kg	
75-34-3	1,1-Dichloroethane	ND	250	50	ug/kg	
75-35-4	1,1-Dichloroethylene	ND	250	74	ug/kg	
563-58-6	1,1-Dichloropropene	ND	250	74	ug/kg	
96-12-8	1,2-Dibromo-3-chloropropane	ND	250	50	ug/kg	
106-93-4	1,2-Dibromoethane	ND	250	50	ug/kg	
107-06-2	1,2-Dichloroethane	ND	250	74	ug/kg	
78-87-5	1,2-Dichloropropane	ND	250	74	ug/kg	
142-28-9	1,3-Dichloropropane	ND	250	74	ug/kg	
108-20-3	Di-Isopropyl ether	ND	250	74	ug/kg	
594-20-7	2,2-Dichloropropane	ND	250	74	ug/kg	
124-48-1	Dibromochloromethane	ND	250	50	ug/kg	
75-71-8	Dichlorodifluoromethane	ND	250	50	ug/kg	
156-59-2	cis-1,2-Dichloroethylene	ND	250	74	ug/kg	
10061-01-5	cis-1,3-Dichloropropene	ND	250	74	ug/kg	
541-73-1	m-Dichlorobenzene	ND	250	74	ug/kg	
95-50-1	o-Dichlorobenzene	ND	250	74	ug/kg	
106-46-7	p-Dichlorobenzene	ND	250	74	ug/kg	

ND = Not detected MDL - Method Detection Limit

RL = Reporting Limit

E = Indicates value exceeds calibration range

J = Indicates an estimated value

B = Indicates analyte found in associated method blank

N = Indicates presumptive evidence of a compound

# Report of Analysis

<b>Client Sample ID:</b>	G23-0.6	<b>Date Sampled:</b>	08/30/11
<b>Lab Sample ID:</b>	C17723-16	<b>Date Received:</b>	08/31/11
<b>Matrix:</b>	SO - Soil	<b>Percent Solids:</b>	n/a <sup>a</sup>
<b>Method:</b>	SW846 8260B		
<b>Project:</b>	Romic Soil Investigation(Romic EPA) - 2081 Bay Road,East Palo Alto,CA		

### VOA 8260 List

CAS No.	Compound	Result	RL	MDL	Units	Q
156-60-5	trans-1,2-Dichloroethylene	ND	250	74	ug/kg	
10061-02-6	trans-1,3-Dichloropropene	ND	250	74	ug/kg	
100-41-4	Ethylbenzene	749	250	74	ug/kg	
637-92-3	Ethyl tert-Butyl Ether	ND	250	74	ug/kg	
591-78-6	2-Hexanone	ND	2000	250	ug/kg	
87-68-3	Hexachlorobutadiene	ND	250	50	ug/kg	
98-82-8	Isopropylbenzene	ND	250	74	ug/kg	
99-87-6	p-Isopropyltoluene	ND	250	74	ug/kg	
108-10-1	4-Methyl-2-pentanone	ND	2000	740	ug/kg	
74-83-9	Methyl bromide	ND	250	120	ug/kg	
74-87-3	Methyl chloride	ND	250	74	ug/kg	
74-95-3	Methylene bromide	ND	250	120	ug/kg	
75-09-2	Methylene chloride	ND	1200	790	ug/kg	
78-93-3	Methyl ethyl ketone	ND	2000	600	ug/kg	
1634-04-4	Methyl Tert Butyl Ether	ND	250	50	ug/kg	
91-20-3	Naphthalene	ND	250	74	ug/kg	
103-65-1	n-Propylbenzene	ND	250	74	ug/kg	
100-42-5	Styrene	ND	250	50	ug/kg	
994-05-8	Tert-Amyl Methyl Ether	ND	250	60	ug/kg	
75-65-0	Tert Butyl Alcohol	ND	2000	500	ug/kg	
630-20-6	1,1,1,2-Tetrachloroethane	ND	250	50	ug/kg	
71-55-6	1,1,1-Trichloroethane	ND	250	74	ug/kg	
79-34-5	1,1,2,2-Tetrachloroethane	ND	250	50	ug/kg	
79-00-5	1,1,2-Trichloroethane	ND	250	50	ug/kg	
87-61-6	1,2,3-Trichlorobenzene	ND	250	74	ug/kg	
96-18-4	1,2,3-Trichloropropane	ND	250	74	ug/kg	
120-82-1	1,2,4-Trichlorobenzene	ND	250	74	ug/kg	
95-63-6	1,2,4-Trimethylbenzene	397	250	74	ug/kg	
108-67-8	1,3,5-Trimethylbenzene	95.0	250	74	ug/kg	J
127-18-4	Tetrachloroethylene	ND	250	170	ug/kg	
108-88-3	Toluene	143	250	74	ug/kg	J
79-01-6	Trichloroethylene	ND	250	50	ug/kg	
75-69-4	Trichlorofluoromethane	ND	250	60	ug/kg	
75-01-4	Vinyl chloride	ND	250	120	ug/kg	
1330-20-7	Xylene (total)	2800	500	200	ug/kg	

CAS No.	Surrogate Recoveries	Run# 1	Run# 2	Limits
1868-53-7	Dibromofluoromethane	89%		60-130%
2037-26-5	Toluene-D8	103%		60-130%

ND = Not detected      MDL - Method Detection Limit  
 RL = Reporting Limit  
 E = Indicates value exceeds calibration range

J = Indicates an estimated value  
 B = Indicates analyte found in associated method blank  
 N = Indicates presumptive evidence of a compound

## Report of Analysis

<b>Client Sample ID:</b>	G23-0.6	<b>Date Sampled:</b>	08/30/11
<b>Lab Sample ID:</b>	C17723-16	<b>Date Received:</b>	08/31/11
<b>Matrix:</b>	SO - Soil	<b>Percent Solids:</b>	n/a <sup>a</sup>
<b>Method:</b>	SW846 8260B	<b>Project:</b> Romic Soil Investigation(Romic EPA) - 2081 Bay Road, East Palo Alto, CA	

### VOA 8260 List

CAS No.	Surrogate Recoveries	Run# 1	Run# 2	Limits
460-00-4	4-Bromofluorobenzene	99%		60-130%

(a) All results reported on wet weight basis.

ND = Not detected      MDL - Method Detection Limit  
 RL = Reporting Limit  
 E = Indicates value exceeds calibration range

J = Indicates an estimated value  
 B = Indicates analyte found in associated method blank  
 N = Indicates presumptive evidence of a compound



## Report of Analysis

<b>Client Sample ID:</b> G23-0.6	<b>Date Sampled:</b> 08/30/11
<b>Lab Sample ID:</b> C17723-16	<b>Date Received:</b> 08/31/11
<b>Matrix:</b> SO - Soil	<b>Percent Solids:</b> n/a <sup>a</sup>
<b>Project:</b> Romic Soil Investigation(Romic EPA) - 2081 Bay Road, East Palo Alto, CA	

### Metals Analysis

Analyte	Result	RL	Units	DF	Prep	Analyzed By	Method	Prep Method
Arsenic	< 1.8	1.8	mg/kg	1	09/04/11	09/08/11 RS	SW846 6010B <sup>1</sup>	SW846 3050B <sup>3</sup>
Lead	< 1.8	1.8	mg/kg	1	09/04/11	09/08/11 RS	SW846 6010B <sup>1</sup>	SW846 3050B <sup>3</sup>
Mercury	< 0.041	0.041	mg/kg	1	09/09/11	09/10/11 RW	SW846 7471A <sup>2</sup>	SW846 7471A <sup>4</sup>

(1) Instrument QC Batch: MA2080

(2) Instrument QC Batch: MA2085

(3) Prep QC Batch: MP3926

(4) Prep QC Batch: MP3951

(a) All results reported on wet weight basis.

RL = Reporting Limit

## Report of Analysis

<b>Client Sample ID:</b>	G23-5.0	<b>Date Sampled:</b>	08/30/11
<b>Lab Sample ID:</b>	C17723-17	<b>Date Received:</b>	08/31/11
<b>Matrix:</b>	SO - Soil	<b>Percent Solids:</b>	n/a <sup>a</sup>
<b>Method:</b>	SW846 8260B	<b>Project:</b> Romic Soil Investigation(Romic EPA) - 2081 Bay Road, East Palo Alto, CA	

Run #	File ID	DF	Analyzed	By	Prep Date	Prep Batch	Analytical Batch
Run #1	M27381.D	50	09/09/11	XB	n/a	n/a	VM869
Run #2							

Run #	Initial Weight	Final Volume	Methanol Aliquot
Run #1	4.69 g	5.0 ml	20.0 ul
Run #2			

## VOA 8260 List

CAS No.	Compound	Result	RL	MDL	Units	Q
67-64-1	Acetone	ND	1300000	270000	ug/kg	
71-43-2	Benzene	ND	67000	20000	ug/kg	
108-86-1	Bromobenzene	ND	67000	20000	ug/kg	
74-97-5	Bromochloromethane	ND	67000	20000	ug/kg	
75-27-4	Bromodichloromethane	ND	67000	13000	ug/kg	
75-25-2	Bromoform	ND	67000	13000	ug/kg	
104-51-8	n-Butylbenzene	56800	67000	20000	ug/kg	J
135-98-8	sec-Butylbenzene	ND	67000	20000	ug/kg	
98-06-6	tert-Butylbenzene	ND	67000	20000	ug/kg	
108-90-7	Chlorobenzene	ND	67000	20000	ug/kg	
75-00-3	Chloroethane	ND	67000	20000	ug/kg	
67-66-3	Chloroform	ND	67000	20000	ug/kg	
95-49-8	o-Chlorotoluene	ND	67000	20000	ug/kg	
106-43-4	p-Chlorotoluene	ND	67000	20000	ug/kg	
56-23-5	Carbon tetrachloride	ND	67000	13000	ug/kg	
75-34-3	1,1-Dichloroethane	ND	67000	13000	ug/kg	
75-35-4	1,1-Dichloroethylene	ND	67000	20000	ug/kg	
563-58-6	1,1-Dichloropropene	ND	67000	20000	ug/kg	
96-12-8	1,2-Dibromo-3-chloropropane	ND	67000	13000	ug/kg	
106-93-4	1,2-Dibromoethane	ND	67000	13000	ug/kg	
107-06-2	1,2-Dichloroethane	ND	67000	20000	ug/kg	
78-87-5	1,2-Dichloropropane	ND	67000	20000	ug/kg	
142-28-9	1,3-Dichloropropane	ND	67000	20000	ug/kg	
108-20-3	Di-Isopropyl ether	ND	67000	20000	ug/kg	
594-20-7	2,2-Dichloropropane	ND	67000	20000	ug/kg	
124-48-1	Dibromochloromethane	ND	67000	13000	ug/kg	
75-71-8	Dichlorodifluoromethane	ND	67000	13000	ug/kg	
156-59-2	cis-1,2-Dichloroethylene	ND	67000	20000	ug/kg	
10061-01-5	cis-1,3-Dichloropropene	ND	67000	20000	ug/kg	
541-73-1	m-Dichlorobenzene	ND	67000	20000	ug/kg	
95-50-1	o-Dichlorobenzene	ND	67000	20000	ug/kg	
106-46-7	p-Dichlorobenzene	ND	67000	20000	ug/kg	

ND = Not detected MDL - Method Detection Limit

RL = Reporting Limit

E = Indicates value exceeds calibration range

J = Indicates an estimated value

B = Indicates analyte found in associated method blank

N = Indicates presumptive evidence of a compound

## Report of Analysis

<b>Client Sample ID:</b>	G23-5.0	<b>Date Sampled:</b>	08/30/11
<b>Lab Sample ID:</b>	C17723-17	<b>Date Received:</b>	08/31/11
<b>Matrix:</b>	SO - Soil	<b>Percent Solids:</b>	n/a <sup>a</sup>
<b>Method:</b>	SW846 8260B		
<b>Project:</b>	Romic Soil Investigation(Romic EPA) - 2081 Bay Road,East Palo Alto,CA		

## VOA 8260 List

CAS No.	Compound	Result	RL	MDL	Units	Q
156-60-5	trans-1,2-Dichloroethylene	ND	67000	20000	ug/kg	
10061-02-6	trans-1,3-Dichloropropene	ND	67000	20000	ug/kg	
100-41-4	Ethylbenzene	234000	67000	20000	ug/kg	
637-92-3	Ethyl tert-Butyl Ether	ND	67000	20000	ug/kg	
591-78-6	2-Hexanone	ND	530000	67000	ug/kg	
87-68-3	Hexachlorobutadiene	ND	67000	13000	ug/kg	
98-82-8	Isopropylbenzene	ND	67000	20000	ug/kg	
99-87-6	p-Isopropyltoluene	ND	67000	20000	ug/kg	
108-10-1	4-Methyl-2-pentanone	ND	530000	200000	ug/kg	
74-83-9	Methyl bromide	ND	67000	33000	ug/kg	
74-87-3	Methyl chloride	ND	67000	20000	ug/kg	
74-95-3	Methylene bromide	ND	67000	33000	ug/kg	
75-09-2	Methylene chloride	ND	330000	210000	ug/kg	
78-93-3	Methyl ethyl ketone	1390000	530000	160000	ug/kg	
1634-04-4	Methyl Tert Butyl Ether	ND	67000	13000	ug/kg	
91-20-3	Naphthalene	448000	67000	20000	ug/kg	
103-65-1	n-Propylbenzene	36500	67000	20000	ug/kg	J
100-42-5	Styrene	50700	67000	13000	ug/kg	J
994-05-8	Tert-Amyl Methyl Ether	ND	67000	16000	ug/kg	
75-65-0	Tert Butyl Alcohol	ND	530000	130000	ug/kg	
630-20-6	1,1,1,2-Tetrachloroethane	ND	67000	13000	ug/kg	
71-55-6	1,1,1-Trichloroethane	31300	67000	20000	ug/kg	J
79-34-5	1,1,2,2-Tetrachloroethane	ND	67000	13000	ug/kg	
79-00-5	1,1,2-Trichloroethane	143000	67000	13000	ug/kg	
87-61-6	1,2,3-Trichlorobenzene	ND	67000	20000	ug/kg	
96-18-4	1,2,3-Trichloropropane	ND	67000	20000	ug/kg	
120-82-1	1,2,4-Trichlorobenzene	ND	67000	20000	ug/kg	
95-63-6	1,2,4-Trimethylbenzene	413000	67000	20000	ug/kg	
108-67-8	1,3,5-Trimethylbenzene	76500	67000	20000	ug/kg	
127-18-4	Tetrachloroethylene	ND	67000	47000	ug/kg	
108-88-3	Toluene	778000	67000	20000	ug/kg	
79-01-6	Trichloroethylene	145000	67000	13000	ug/kg	
75-69-4	Trichlorofluoromethane	ND	67000	16000	ug/kg	
75-01-4	Vinyl chloride	ND	67000	33000	ug/kg	
1330-20-7	Xylene (total)	1240000	130000	53000	ug/kg	

CAS No.	Surrogate Recoveries	Run# 1	Run# 2	Limits
1868-53-7	Dibromofluoromethane	91%		60-130%
2037-26-5	Toluene-D8	105%		60-130%

ND = Not detected MDL - Method Detection Limit

RL = Reporting Limit

E = Indicates value exceeds calibration range

J = Indicates an estimated value

B = Indicates analyte found in associated method blank

N = Indicates presumptive evidence of a compound

## Report of Analysis

<b>Client Sample ID:</b> G23-5.0		
<b>Lab Sample ID:</b> C17723-17		<b>Date Sampled:</b> 08/30/11
<b>Matrix:</b> SO - Soil		<b>Date Received:</b> 08/31/11
<b>Method:</b> SW846 8260B		<b>Percent Solids:</b> n/a <sup>a</sup>
<b>Project:</b> Romic Soil Investigation(Romic EPA) - 2081 Bay Road, East Palo Alto, CA		

### VOA 8260 List

CAS No.	Surrogate Recoveries	Run# 1	Run# 2	Limits
460-00-4	4-Bromofluorobenzene	99%		60-130%

(a) All results reported on wet weight basis.

ND = Not detected      MDL - Method Detection Limit  
 RL = Reporting Limit  
 E = Indicates value exceeds calibration range

J = Indicates an estimated value  
 B = Indicates analyte found in associated method blank  
 N = Indicates presumptive evidence of a compound

## Report of Analysis

<b>Client Sample ID:</b> G23-5.0	<b>Date Sampled:</b> 08/30/11
<b>Lab Sample ID:</b> C17723-17	<b>Date Received:</b> 08/31/11
<b>Matrix:</b> SO - Soil	<b>Percent Solids:</b> n/a <sup>a</sup>
<b>Project:</b> Romic Soil Investigation(Romic EPA) - 2081 Bay Road,East Palo Alto,CA	

### Metals Analysis

Analyte	Result	RL	Units	DF	Prep	Analyzed By	Method	Prep Method
Arsenic <sup>b</sup>	11.1	3.6	mg/kg	2	09/04/11	09/07/11 RS	SW846 6010B <sup>1</sup>	SW846 3050B <sup>3</sup>
Lead <sup>b</sup>	1560	3.6	mg/kg	2	09/04/11	09/07/11 RS	SW846 6010B <sup>1</sup>	SW846 3050B <sup>3</sup>
Mercury	0.22	0.038	mg/kg	1	09/09/11	09/10/11 RW	SW846 7471A <sup>2</sup>	SW846 7471A <sup>4</sup>

- (1) Instrument QC Batch: MA2080
- (2) Instrument QC Batch: MA2085
- (3) Prep QC Batch: MP3926
- (4) Prep QC Batch: MP3951

- (a) All results reported on wet weight basis.
- (b) Elevated reporting limit(s) due to matrix interference and/or dilution required for high interfering element.

RL = Reporting Limit

## Report of Analysis

<b>Client Sample ID:</b>	G23-10.0	<b>Date Sampled:</b>	08/30/11
<b>Lab Sample ID:</b>	C17723-18	<b>Date Received:</b>	08/31/11
<b>Matrix:</b>	SO - Soil	<b>Percent Solids:</b>	n/a <sup>a</sup>
<b>Method:</b>	SW846 8260B	<b>Project:</b> Romic Soil Investigation(Romic EPA) - 2081 Bay Road, East Palo Alto, CA	

Run #1	File ID	DF	Analyzed	By	Prep Date	Prep Batch	Analytical Batch
Run #1	M27378.D	1	09/09/11	XB	n/a	n/a	VM869
Run #2							

Run #1	Initial Weight	Final Volume	Methanol Aliquot
Run #1	6.13 g	5.0 ml	30.0 ul
Run #2			

## VOA 8260 List

CAS No.	Compound	Result	RL	MDL	Units	Q
67-64-1	Acetone	5440	14000	2700	ug/kg	J
71-43-2	Benzene	ND	680	200	ug/kg	
108-86-1	Bromobenzene	ND	680	200	ug/kg	
74-97-5	Bromochloromethane	ND	680	200	ug/kg	
75-27-4	Bromodichloromethane	ND	680	140	ug/kg	
75-25-2	Bromoform	ND	680	140	ug/kg	
104-51-8	n-Butylbenzene	ND	680	200	ug/kg	
135-98-8	sec-Butylbenzene	ND	680	200	ug/kg	
98-06-6	tert-Butylbenzene	ND	680	200	ug/kg	
108-90-7	Chlorobenzene	ND	680	200	ug/kg	
75-00-3	Chloroethane	ND	680	200	ug/kg	
67-66-3	Chloroform	ND	680	200	ug/kg	
95-49-8	o-Chlorotoluene	ND	680	200	ug/kg	
106-43-4	p-Chlorotoluene	ND	680	200	ug/kg	
56-23-5	Carbon tetrachloride	ND	680	140	ug/kg	
75-34-3	1,1-Dichloroethane	ND	680	140	ug/kg	
75-35-4	1,1-Dichloroethylene	ND	680	200	ug/kg	
563-58-6	1,1-Dichloropropene	ND	680	200	ug/kg	
96-12-8	1,2-Dibromo-3-chloropropane	ND	680	140	ug/kg	
106-93-4	1,2-Dibromoethane	ND	680	140	ug/kg	
107-06-2	1,2-Dichloroethane	ND	680	200	ug/kg	
78-87-5	1,2-Dichloropropane	ND	680	200	ug/kg	
142-28-9	1,3-Dichloropropane	ND	680	200	ug/kg	
108-20-3	Di-Isopropyl ether	ND	680	200	ug/kg	
594-20-7	2,2-Dichloropropane	ND	680	200	ug/kg	
124-48-1	Dibromochloromethane	ND	680	140	ug/kg	
75-71-8	Dichlorodifluoromethane	ND	680	140	ug/kg	
156-59-2	cis-1,2-Dichloroethylene	ND	680	200	ug/kg	
10061-01-5	cis-1,3-Dichloropropene	ND	680	200	ug/kg	
541-73-1	m-Dichlorobenzene	ND	680	200	ug/kg	
95-50-1	o-Dichlorobenzene	ND	680	200	ug/kg	
106-46-7	p-Dichlorobenzene	ND	680	200	ug/kg	

ND = Not detected MDL - Method Detection Limit

RL = Reporting Limit

E = Indicates value exceeds calibration range

J = Indicates an estimated value

B = Indicates analyte found in associated method blank

N = Indicates presumptive evidence of a compound

## Report of Analysis

<b>Client Sample ID:</b>	G23-10.0	<b>Date Sampled:</b>	08/30/11
<b>Lab Sample ID:</b>	C17723-18	<b>Date Received:</b>	08/31/11
<b>Matrix:</b>	SO - Soil	<b>Percent Solids:</b>	n/a <sup>a</sup>
<b>Method:</b>	SW846 8260B	<b>Project:</b> Romic Soil Investigation(Romic EPA) - 2081 Bay Road, East Palo Alto, CA	

**VOA 8260 List**

CAS No.	Compound	Result	RL	MDL	Units	Q
156-60-5	trans-1,2-Dichloroethylene	ND	680	200	ug/kg	
10061-02-6	trans-1,3-Dichloropropene	ND	680	200	ug/kg	
100-41-4	Ethylbenzene	766	680	200	ug/kg	
637-92-3	Ethyl tert-Butyl Ether	ND	680	200	ug/kg	
591-78-6	2-Hexanone	ND	5400	680	ug/kg	
87-68-3	Hexachlorobutadiene	ND	680	140	ug/kg	
98-82-8	Isopropylbenzene	ND	680	200	ug/kg	
99-87-6	p-Isopropyltoluene	ND	680	200	ug/kg	
108-10-1	4-Methyl-2-pentanone	2170	5400	2000	ug/kg	J
74-83-9	Methyl bromide	ND	680	340	ug/kg	
74-87-3	Methyl chloride	ND	680	200	ug/kg	
74-95-3	Methylene bromide	ND	680	340	ug/kg	
75-09-2	Methylene chloride	ND	3400	2200	ug/kg	
78-93-3	Methyl ethyl ketone	21600	5400	1600	ug/kg	
1634-04-4	Methyl Tert Butyl Ether	ND	680	140	ug/kg	
91-20-3	Naphthalene	341	680	200	ug/kg	J
103-65-1	n-Propylbenzene	ND	680	200	ug/kg	
100-42-5	Styrene	ND	680	140	ug/kg	
994-05-8	Tert-Amyl Methyl Ether	ND	680	160	ug/kg	
75-65-0	Tert Butyl Alcohol	ND	5400	1400	ug/kg	
630-20-6	1,1,1,2-Tetrachloroethane	ND	680	140	ug/kg	
71-55-6	1,1,1-Trichloroethane	ND	680	200	ug/kg	
79-34-5	1,1,2,2-Tetrachloroethane	ND	680	140	ug/kg	
79-00-5	1,1,2-Trichloroethane	ND	680	140	ug/kg	
87-61-6	1,2,3-Trichlorobenzene	ND	680	200	ug/kg	
96-18-4	1,2,3-Trichloropropane	ND	680	200	ug/kg	
120-82-1	1,2,4-Trichlorobenzene	ND	680	200	ug/kg	
95-63-6	1,2,4-Trimethylbenzene	996	680	200	ug/kg	
108-67-8	1,3,5-Trimethylbenzene	243	680	200	ug/kg	J
127-18-4	Tetrachloroethylene	ND	680	480	ug/kg	
108-88-3	Toluene	4460	680	200	ug/kg	
79-01-6	Trichloroethylene	ND	680	140	ug/kg	
75-69-4	Trichlorofluoromethane	ND	680	160	ug/kg	
75-01-4	Vinyl chloride	ND	680	340	ug/kg	
1330-20-7	Xylene (total)	3700	1400	540	ug/kg	

CAS No.	Surrogate Recoveries	Run# 1	Run# 2	Limits
1868-53-7	Dibromofluoromethane	92%		60-130%
2037-26-5	Toluene-D8	103%		60-130%

ND = Not detected      MDL - Method Detection Limit  
 RL = Reporting Limit  
 E = Indicates value exceeds calibration range

J = Indicates an estimated value  
 B = Indicates analyte found in associated method blank  
 N = Indicates presumptive evidence of a compound

## Report of Analysis

<b>Client Sample ID:</b>	G23-10.0	<b>Date Sampled:</b>	08/30/11
<b>Lab Sample ID:</b>	C17723-18	<b>Date Received:</b>	08/31/11
<b>Matrix:</b>	SO - Soil	<b>Percent Solids:</b>	n/a <sup>a</sup>
<b>Method:</b>	SW846 8260B	<b>Project:</b> Romic Soil Investigation(Romic EPA) - 2081 Bay Road, East Palo Alto, CA	

### VOA 8260 List

CAS No.	Surrogate Recoveries	Run# 1	Run# 2	Limits
460-00-4	4-Bromofluorobenzene	98%		60-130%

(a) All results reported on wet weight basis.

ND = Not detected      MDL - Method Detection Limit  
 RL = Reporting Limit  
 E = Indicates value exceeds calibration range

J = Indicates an estimated value  
 B = Indicates analyte found in associated method blank  
 N = Indicates presumptive evidence of a compound



## Report of Analysis

<b>Client Sample ID:</b>	G23-10.0	<b>Date Sampled:</b>	08/30/11
<b>Lab Sample ID:</b>	C17723-18	<b>Date Received:</b>	08/31/11
<b>Matrix:</b>	SO - Soil	<b>Percent Solids:</b>	n/a <sup>a</sup>
<b>Project:</b>	Romic Soil Investigation(Romic EPA) - 2081 Bay Road, East Palo Alto, CA		

### Metals Analysis

Analyte	Result	RL	Units	DF	Prep	Analyzed By	Method	Prep Method
Arsenic	2.8	1.7	mg/kg	1	09/04/11	09/07/11 RS	SW846 6010B <sup>1</sup>	SW846 3050B <sup>3</sup>
Lead	5.5	1.7	mg/kg	1	09/04/11	09/07/11 RS	SW846 6010B <sup>1</sup>	SW846 3050B <sup>3</sup>
Mercury	0.095	0.040	mg/kg	1	09/09/11	09/10/11 RW	SW846 7471A <sup>2</sup>	SW846 7471A <sup>4</sup>

- (1) Instrument QC Batch: MA2077
- (2) Instrument QC Batch: MA2085
- (3) Prep QC Batch: MP3926
- (4) Prep QC Batch: MP3951

(a) All results reported on wet weight basis.

RL = Reporting Limit

## Report of Analysis

<b>Client Sample ID:</b>	F24A-10.0	<b>Date Sampled:</b>	08/30/11
<b>Lab Sample ID:</b>	C17723-19	<b>Date Received:</b>	08/31/11
<b>Matrix:</b>	SO - Soil	<b>Percent Solids:</b>	n/a <sup>a</sup>
<b>Method:</b>	SW846 8260B	<b>Project:</b> Romic Soil Investigation(Romic EPA) - 2081 Bay Road, East Palo Alto, CA	

Run #1	File ID	DF	Analyzed	By	Prep Date	Prep Batch	Analytical Batch
Run #1	M27379.D	1	09/09/11	XB	n/a	n/a	VM869
Run #2							

Run #1	Initial Weight	Final Volume	Methanol Aliquot
Run #1	4.40 g	5.0 ml	1.0 ul
Run #2			

## VOA 8260 List

CAS No.	Compound	Result	RL	MDL	Units	Q
67-64-1	Acetone	359000	570000	110000	ug/kg	J
71-43-2	Benzene	ND	28000	8500	ug/kg	
108-86-1	Bromobenzene	ND	28000	8500	ug/kg	
74-97-5	Bromochloromethane	ND	28000	8500	ug/kg	
75-27-4	Bromodichloromethane	ND	28000	5700	ug/kg	
75-25-2	Bromoform	ND	28000	5700	ug/kg	
104-51-8	n-Butylbenzene	9440	28000	8500	ug/kg	J
135-98-8	sec-Butylbenzene	ND	28000	8500	ug/kg	
98-06-6	tert-Butylbenzene	ND	28000	8500	ug/kg	
108-90-7	Chlorobenzene	ND	28000	8500	ug/kg	
75-00-3	Chloroethane	ND	28000	8500	ug/kg	
67-66-3	Chloroform	ND	28000	8500	ug/kg	
95-49-8	o-Chlorotoluene	158000	28000	8500	ug/kg	
106-43-4	p-Chlorotoluene	ND	28000	8500	ug/kg	
56-23-5	Carbon tetrachloride	ND	28000	5700	ug/kg	
75-34-3	1,1-Dichloroethane	ND	28000	5700	ug/kg	
75-35-4	1,1-Dichloroethylene	ND	28000	8500	ug/kg	
563-58-6	1,1-Dichloropropene	ND	28000	8500	ug/kg	
96-12-8	1,2-Dibromo-3-chloropropane	ND	28000	5700	ug/kg	
106-93-4	1,2-Dibromoethane	ND	28000	5700	ug/kg	
107-06-2	1,2-Dichloroethane	30400	28000	8500	ug/kg	
78-87-5	1,2-Dichloropropane	ND	28000	8500	ug/kg	
142-28-9	1,3-Dichloropropane	ND	28000	8500	ug/kg	
108-20-3	Di-Isopropyl ether	ND	28000	8500	ug/kg	
594-20-7	2,2-Dichloropropane	ND	28000	8500	ug/kg	
124-48-1	Dibromochloromethane	ND	28000	5700	ug/kg	
75-71-8	Dichlorodifluoromethane	ND	28000	5700	ug/kg	
156-59-2	cis-1,2-Dichloroethylene	14700	28000	8500	ug/kg	J
10061-01-5	cis-1,3-Dichloropropene	ND	28000	8500	ug/kg	
541-73-1	m-Dichlorobenzene	ND	28000	8500	ug/kg	
95-50-1	o-Dichlorobenzene	ND	28000	8500	ug/kg	
106-46-7	p-Dichlorobenzene	ND	28000	8500	ug/kg	

ND = Not detected MDL - Method Detection Limit

J = Indicates an estimated value

RL = Reporting Limit

B = Indicates analyte found in associated method blank

E = Indicates value exceeds calibration range

N = Indicates presumptive evidence of a compound

## Report of Analysis

<b>Client Sample ID:</b>	F24A-10.0	<b>Date Sampled:</b>	08/30/11
<b>Lab Sample ID:</b>	C17723-19	<b>Date Received:</b>	08/31/11
<b>Matrix:</b>	SO - Soil	<b>Percent Solids:</b>	n/a <sup>a</sup>
<b>Method:</b>	SW846 8260B		
<b>Project:</b>	Romic Soil Investigation(Romic EPA) - 2081 Bay Road,East Palo Alto,CA		

## VOA 8260 List

CAS No.	Compound	Result	RL	MDL	Units	Q
156-60-5	trans-1,2-Dichloroethylene	ND	28000	8500	ug/kg	
10061-02-6	trans-1,3-Dichloropropene	ND	28000	8500	ug/kg	
100-41-4	Ethylbenzene	31300	28000	8500	ug/kg	
637-92-3	Ethyl tert-Butyl Ether	ND	28000	8500	ug/kg	
591-78-6	2-Hexanone	ND	230000	28000	ug/kg	
87-68-3	Hexachlorobutadiene	ND	28000	5700	ug/kg	
98-82-8	Isopropylbenzene	ND	28000	8500	ug/kg	
99-87-6	p-Isopropyltoluene	ND	28000	8500	ug/kg	
108-10-1	4-Methyl-2-pentanone	ND	230000	85000	ug/kg	
74-83-9	Methyl bromide	ND	28000	14000	ug/kg	
74-87-3	Methyl chloride	ND	28000	8500	ug/kg	
74-95-3	Methylene bromide	ND	28000	14000	ug/kg	
75-09-2	Methylene chloride	ND	140000	91000	ug/kg	
78-93-3	Methyl ethyl ketone	2780000	230000	68000	ug/kg	
1634-04-4	Methyl Tert Butyl Ether	ND	28000	5700	ug/kg	
91-20-3	Naphthalene	13000	28000	8500	ug/kg	J
103-65-1	n-Propylbenzene	8920	28000	8500	ug/kg	J
100-42-5	Styrene	ND	28000	5700	ug/kg	
994-05-8	Tert-Amyl Methyl Ether	ND	28000	6800	ug/kg	
75-65-0	Tert Butyl Alcohol	ND	230000	57000	ug/kg	
630-20-6	1,1,1,2-Tetrachloroethane	ND	28000	5700	ug/kg	
71-55-6	1,1,1-Trichloroethane	ND	28000	8500	ug/kg	
79-34-5	1,1,2,2-Tetrachloroethane	ND	28000	5700	ug/kg	
79-00-5	1,1,2-Trichloroethane	16600	28000	5700	ug/kg	J
87-61-6	1,2,3-Trichlorobenzene	ND	28000	8500	ug/kg	
96-18-4	1,2,3-Trichloropropane	ND	28000	8500	ug/kg	
120-82-1	1,2,4-Trichlorobenzene	ND	28000	8500	ug/kg	
95-63-6	1,2,4-Trimethylbenzene	90900	28000	8500	ug/kg	
108-67-8	1,3,5-Trimethylbenzene	26400	28000	8500	ug/kg	J
127-18-4	Tetrachloroethylene	37500	28000	20000	ug/kg	
108-88-3	Toluene	92700	28000	8500	ug/kg	
79-01-6	Trichloroethylene	72900	28000	5700	ug/kg	
75-69-4	Trichlorofluoromethane	ND	28000	6800	ug/kg	
75-01-4	Vinyl chloride	ND	28000	14000	ug/kg	
1330-20-7	Xylene (total)	164000	57000	23000	ug/kg	

CAS No.	Surrogate Recoveries	Run# 1	Run# 2	Limits
1868-53-7	Dibromofluoromethane	93%		60-130%
2037-26-5	Toluene-D8	102%		60-130%

ND = Not detected MDL - Method Detection Limit

RL = Reporting Limit

E = Indicates value exceeds calibration range

J = Indicates an estimated value

B = Indicates analyte found in associated method blank

N = Indicates presumptive evidence of a compound

## Report of Analysis

<b>Client Sample ID:</b> F24A-10.0	
<b>Lab Sample ID:</b> C17723-19	<b>Date Sampled:</b> 08/30/11
<b>Matrix:</b> SO - Soil	<b>Date Received:</b> 08/31/11
<b>Method:</b> SW846 8260B	<b>Percent Solids:</b> n/a <sup>a</sup>
<b>Project:</b> Romic Soil Investigation(Romic EPA) - 2081 Bay Road, East Palo Alto, CA	

### VOA 8260 List

CAS No.	Surrogate Recoveries	Run# 1	Run# 2	Limits
460-00-4	4-Bromofluorobenzene	97%		60-130%

(a) All results reported on wet weight basis.

ND = Not detected      MDL - Method Detection Limit  
 RL = Reporting Limit  
 E = Indicates value exceeds calibration range

J = Indicates an estimated value  
 B = Indicates analyte found in associated method blank  
 N = Indicates presumptive evidence of a compound

## Report of Analysis

<b>Client Sample ID:</b>	F24-0.5	<b>Date Sampled:</b>	08/30/11
<b>Lab Sample ID:</b>	C17723-20	<b>Date Received:</b>	08/31/11
<b>Matrix:</b>	SO - Soil	<b>Percent Solids:</b>	n/a <sup>a</sup>
<b>Method:</b>	SW846 8260B	<b>Project:</b> Romic Soil Investigation(Romic EPA) - 2081 Bay Road, East Palo Alto, CA	

Run #	File ID	DF	Analyzed	By	Prep Date	Prep Batch	Analytical Batch
Run #1	M27373.D	1	09/09/11	XB	n/a	n/a	VM869
Run #2							

Run #	Initial Weight
Run #1	6.94 g
Run #2	

## VOA 8260 List

CAS No.	Compound	Result	RL	MDL	Units	Q
67-64-1	Acetone	57.2	72	14	ug/kg	J
71-43-2	Benzene	2.8	3.6	1.1	ug/kg	J
108-86-1	Bromobenzene	ND	3.6	1.1	ug/kg	
74-97-5	Bromochloromethane	ND	3.6	1.1	ug/kg	
75-27-4	Bromodichloromethane	ND	3.6	0.72	ug/kg	
75-25-2	Bromoform	ND	3.6	0.72	ug/kg	
104-51-8	n-Butylbenzene	ND	3.6	1.1	ug/kg	
135-98-8	sec-Butylbenzene	ND	3.6	1.1	ug/kg	
98-06-6	tert-Butylbenzene	ND	3.6	1.1	ug/kg	
108-90-7	Chlorobenzene	ND	3.6	1.1	ug/kg	
75-00-3	Chloroethane	11.0	3.6	1.1	ug/kg	
67-66-3	Chloroform	ND	3.6	1.1	ug/kg	
95-49-8	o-Chlorotoluene	ND	3.6	1.1	ug/kg	
106-43-4	p-Chlorotoluene	ND	3.6	1.1	ug/kg	
56-23-5	Carbon tetrachloride	ND	3.6	0.72	ug/kg	
75-34-3	1,1-Dichloroethane	2.0	3.6	0.72	ug/kg	J
75-35-4	1,1-Dichloroethylene	ND	3.6	1.1	ug/kg	
563-58-6	1,1-Dichloropropene	ND	3.6	1.1	ug/kg	
96-12-8	1,2-Dibromo-3-chloropropane	ND	3.6	0.72	ug/kg	
106-93-4	1,2-Dibromoethane	ND	3.6	0.72	ug/kg	
107-06-2	1,2-Dichloroethane	ND	3.6	1.1	ug/kg	
78-87-5	1,2-Dichloropropane	ND	3.6	1.1	ug/kg	
142-28-9	1,3-Dichloropropane	ND	3.6	1.1	ug/kg	
108-20-3	Di-Isopropyl ether	ND	3.6	1.1	ug/kg	
594-20-7	2,2-Dichloropropane	ND	3.6	1.1	ug/kg	
124-48-1	Dibromochloromethane	ND	3.6	0.72	ug/kg	
75-71-8	Dichlorodifluoromethane	ND	3.6	0.72	ug/kg	
156-59-2	cis-1,2-Dichloroethylene	ND	3.6	1.1	ug/kg	
10061-01-5	cis-1,3-Dichloropropene	ND	3.6	1.1	ug/kg	
541-73-1	m-Dichlorobenzene	ND	3.6	1.1	ug/kg	
95-50-1	o-Dichlorobenzene	ND	3.6	1.1	ug/kg	
106-46-7	p-Dichlorobenzene	ND	3.6	1.1	ug/kg	

ND = Not detected MDL - Method Detection Limit

RL = Reporting Limit

E = Indicates value exceeds calibration range

J = Indicates an estimated value

B = Indicates analyte found in associated method blank

N = Indicates presumptive evidence of a compound

## Report of Analysis

<b>Client Sample ID:</b>	F24-0.5	<b>Date Sampled:</b>	08/30/11
<b>Lab Sample ID:</b>	C17723-20	<b>Date Received:</b>	08/31/11
<b>Matrix:</b>	SO - Soil	<b>Percent Solids:</b>	n/a <sup>a</sup>
<b>Method:</b>	SW846 8260B	<b>Project:</b> Romic Soil Investigation(Romic EPA) - 2081 Bay Road,East Palo Alto,CA	

## VOA 8260 List

CAS No.	Compound	Result	RL	MDL	Units	Q
156-60-5	trans-1,2-Dichloroethylene	ND	3.6	1.1	ug/kg	
10061-02-6	trans-1,3-Dichloropropene	ND	3.6	1.1	ug/kg	
100-41-4	Ethylbenzene	55.3	3.6	1.1	ug/kg	
637-92-3	Ethyl tert-Butyl Ether	ND	3.6	1.1	ug/kg	
591-78-6	2-Hexanone	ND	29	3.6	ug/kg	
87-68-3	Hexachlorobutadiene	ND	3.6	0.72	ug/kg	
98-82-8	Isopropylbenzene	1.2	3.6	1.1	ug/kg	J
99-87-6	p-Isopropyltoluene	ND	3.6	1.1	ug/kg	
108-10-1	4-Methyl-2-pentanone	ND	29	11	ug/kg	
74-83-9	Methyl bromide	ND	3.6	1.8	ug/kg	
74-87-3	Methyl chloride	ND	3.6	1.1	ug/kg	
74-95-3	Methylene bromide	ND	3.6	1.8	ug/kg	
75-09-2	Methylene chloride	ND	18	12	ug/kg	
78-93-3	Methyl ethyl ketone	17.2	29	8.6	ug/kg	J
1634-04-4	Methyl Tert Butyl Ether	ND	3.6	0.72	ug/kg	
91-20-3	Naphthalene	1.8	3.6	1.1	ug/kg	J
103-65-1	n-Propylbenzene	ND	3.6	1.1	ug/kg	
100-42-5	Styrene	ND	3.6	0.72	ug/kg	
994-05-8	Tert-Amyl Methyl Ether	ND	3.6	0.86	ug/kg	
75-65-0	Tert Butyl Alcohol	136	29	7.2	ug/kg	
630-20-6	1,1,1,2-Tetrachloroethane	ND	3.6	0.72	ug/kg	
71-55-6	1,1,1-Trichloroethane	ND	3.6	1.1	ug/kg	
79-34-5	1,1,2,2-Tetrachloroethane	ND	3.6	0.72	ug/kg	
79-00-5	1,1,2-Trichloroethane	ND	3.6	0.72	ug/kg	
87-61-6	1,2,3-Trichlorobenzene	ND	3.6	1.1	ug/kg	
96-18-4	1,2,3-Trichloropropane	ND	3.6	1.1	ug/kg	
120-82-1	1,2,4-Trichlorobenzene	ND	3.6	1.1	ug/kg	
95-63-6	1,2,4-Trimethylbenzene	4.0	3.6	1.1	ug/kg	
108-67-8	1,3,5-Trimethylbenzene	1.5	3.6	1.1	ug/kg	J
127-18-4	Tetrachloroethylene	ND	3.6	2.5	ug/kg	
108-88-3	Toluene	10.2	3.6	1.1	ug/kg	
79-01-6	Trichloroethylene	ND	3.6	0.72	ug/kg	
75-69-4	Trichlorofluoromethane	ND	3.6	0.86	ug/kg	
75-01-4	Vinyl chloride	2.8	3.6	1.8	ug/kg	J
1330-20-7	Xylene (total)	103	7.2	2.9	ug/kg	

CAS No.	Surrogate Recoveries	Run# 1	Run# 2	Limits
1868-53-7	Dibromofluoromethane	95%		60-130%
2037-26-5	Toluene-D8	103%		60-130%

ND = Not detected MDL - Method Detection Limit

RL = Reporting Limit

E = Indicates value exceeds calibration range

J = Indicates an estimated value

B = Indicates analyte found in associated method blank

N = Indicates presumptive evidence of a compound

## Report of Analysis

<b>Client Sample ID:</b>	F24-0.5	<b>Date Sampled:</b>	08/30/11
<b>Lab Sample ID:</b>	C17723-20	<b>Date Received:</b>	08/31/11
<b>Matrix:</b>	SO - Soil	<b>Percent Solids:</b>	n/a <sup>a</sup>
<b>Method:</b>	SW846 8260B	<b>Project:</b> Romic Soil Investigation(Romic EPA) - 2081 Bay Road, East Palo Alto, CA	

### VOA 8260 List

CAS No.	Surrogate Recoveries	Run# 1	Run# 2	Limits
460-00-4	4-Bromofluorobenzene	93%		60-130%

(a) All results reported on wet weight basis.

ND = Not detected      MDL - Method Detection Limit  
 RL = Reporting Limit  
 E = Indicates value exceeds calibration range

J = Indicates an estimated value  
 B = Indicates analyte found in associated method blank  
 N = Indicates presumptive evidence of a compound

## Report of Analysis

<b>Client Sample ID:</b>	F24-0.5	<b>Date Sampled:</b>	08/30/11
<b>Lab Sample ID:</b>	C17723-20	<b>Date Received:</b>	08/31/11
<b>Matrix:</b>	SO - Soil	<b>Percent Solids:</b>	n/a <sup>a</sup>
<b>Method:</b>	SW846 8270C SW846 3550B	<b>Project:</b> Romic Soil Investigation(Romic EPA) - 2081 Bay Road, East Palo Alto, CA	

Run #	File ID	DF	Analyzed	By	Prep Date	Prep Batch	Analytical Batch
Run #1 <sup>b</sup>	Y9479.D	2	09/02/11	MT	09/01/11	OP4521	EY453
Run #2							

Run #	Initial Weight	Final Volume
Run #1	10.0 g	1.0 ml
Run #2		

## ABN Full List

CAS No.	Compound	Result	RL	MDL	Units	Q
65-85-0	Benzoic acid	ND	2000	1800	ug/kg	
95-57-8	2-Chlorophenol	ND	2000	1400	ug/kg	
59-50-7	4-Chloro-3-methyl phenol	ND	1000	840	ug/kg	
120-83-2	2,4-Dichlorophenol	ND	1000	280	ug/kg	
105-67-9	2,4-Dimethylphenol	ND	1000	300	ug/kg	
51-28-5	2,4-Dinitrophenol	ND	5000	1700	ug/kg	
534-52-1	4,6-Dinitro-o-cresol	ND	4000	2100	ug/kg	
95-48-7	2-Methylphenol	ND	1000	340	ug/kg	
	3&4-Methylphenol	ND	1000	300	ug/kg	
88-75-5	2-Nitrophenol	ND	1000	260	ug/kg	
100-02-7	4-Nitrophenol	ND	4000	2500	ug/kg	
87-86-5	Pentachlorophenol	ND	1000	840	ug/kg	
108-95-2	Phenol	ND	4000	2600	ug/kg	
95-95-4	2,4,5-Trichlorophenol	ND	1000	240	ug/kg	
88-06-2	2,4,6-Trichlorophenol	ND	1000	320	ug/kg	
83-32-9	Acenaphthene	ND	2000	1000	ug/kg	
208-96-8	Acenaphthylene	ND	1000	400	ug/kg	
62-53-3	Aniline	ND	1000	280	ug/kg	
120-12-7	Anthracene	ND	1000	200	ug/kg	
103-33-3	Azobenzene	ND	1000	340	ug/kg	
92-87-5	Benzidine	ND	5000	1500	ug/kg	
56-55-3	Benzo(a)anthracene	ND	1000	140	ug/kg	
50-32-8	Benzo(a)pyrene	ND	1000	180	ug/kg	
205-99-2	Benzo(b)fluoranthene	ND	1000	120	ug/kg	
191-24-2	Benzo(g,h,i)perylene	ND	1000	300	ug/kg	
207-08-9	Benzo(k)fluoranthene	ND	1000	240	ug/kg	
101-55-3	4-Bromophenyl phenyl ether	ND	1000	300	ug/kg	
85-68-7	Butyl benzyl phthalate	ND	1000	220	ug/kg	
100-51-6	Benzyl Alcohol	ND	2000	320	ug/kg	
91-58-7	2-Chloronaphthalene	ND	1000	360	ug/kg	
106-47-8	4-Chloroaniline	ND	1000	280	ug/kg	
86-74-8	Carbazole	ND	1000	160	ug/kg	

ND = Not detected MDL - Method Detection Limit

RL = Reporting Limit

E = Indicates value exceeds calibration range

J = Indicates an estimated value

B = Indicates analyte found in associated method blank

N = Indicates presumptive evidence of a compound



## Report of Analysis

<b>Client Sample ID:</b>	F24-0.5	<b>Date Sampled:</b>	08/30/11
<b>Lab Sample ID:</b>	C17723-20	<b>Date Received:</b>	08/31/11
<b>Matrix:</b>	SO - Soil	<b>Percent Solids:</b>	n/a <sup>a</sup>
<b>Method:</b>	SW846 8270C SW846 3550B	<b>Project:</b> Romic Soil Investigation(Romic EPA) - 2081 Bay Road,East Palo Alto,CA	

## ABN Full List

CAS No.	Compound	Result	RL	MDL	Units	Q
218-01-9	Chrysene	ND	1000	200	ug/kg	
111-91-1	bis(2-Chloroethoxy)methane	ND	1000	360	ug/kg	
111-44-4	bis(2-Chloroethyl)ether	ND	1000	460	ug/kg	
108-60-1	bis(2-Chloroisopropyl)ether	ND	1000	540	ug/kg	
7005-72-3	4-Chlorophenyl phenyl ether	ND	1000	380	ug/kg	
95-50-1	1,2-Dichlorobenzene	ND	1000	320	ug/kg	
541-73-1	1,3-Dichlorobenzene	ND	1000	300	ug/kg	
106-46-7	1,4-Dichlorobenzene	ND	1000	840	ug/kg	
121-14-2	2,4-Dinitrotoluene	ND	1000	920	ug/kg	
606-20-2	2,6-Dinitrotoluene	ND	2000	640	ug/kg	
91-94-1	3,3'-Dichlorobenzidine	ND	5000	280	ug/kg	
53-70-3	Dibenzo(a,h)anthracene	ND	1000	260	ug/kg	
132-64-9	Dibenzofuran	ND	1000	320	ug/kg	
122-39-4	Diphenylamine	ND	1000	240	ug/kg	
84-74-2	Di-n-butyl phthalate	ND	1000	200	ug/kg	
117-84-0	Di-n-octyl phthalate	486	1000	260	ug/kg	J
84-66-2	Diethyl phthalate	ND	1000	340	ug/kg	
131-11-3	Dimethyl phthalate	ND	1000	360	ug/kg	
117-81-7	bis(2-Ethylhexyl)phthalate	ND	1000	440	ug/kg	
206-44-0	Fluoranthene	ND	1000	200	ug/kg	
86-73-7	Fluorene	ND	1000	360	ug/kg	
118-74-1	Hexachlorobenzene	ND	1000	260	ug/kg	
87-68-3	Hexachlorobutadiene	ND	1000	380	ug/kg	
77-47-4	Hexachlorocyclopentadiene	ND	1000	280	ug/kg	
67-72-1	Hexachloroethane	ND	1000	320	ug/kg	
193-39-5	Indeno(1,2,3-cd)pyrene	ND	1000	280	ug/kg	
78-59-1	Isophorone	ND	1000	340	ug/kg	
90-12-0	1-Methylnaphthalene	ND	1000	320	ug/kg	
91-57-6	2-Methylnaphthalene	ND	1000	320	ug/kg	
88-74-4	2-Nitroaniline	ND	1000	240	ug/kg	
99-09-2	3-Nitroaniline	ND	1000	240	ug/kg	
100-01-6	4-Nitroaniline	ND	1000	600	ug/kg	
91-20-3	Naphthalene	ND	1000	340	ug/kg	
98-95-3	Nitrobenzene	ND	1000	320	ug/kg	
62-75-9	N-Nitrosodimethylamine	ND	10000	4400	ug/kg	
621-64-7	N-Nitroso-di-n-propylamine	ND	2000	1100	ug/kg	
85-01-8	Phenanthrene	ND	1000	220	ug/kg	
129-00-0	Pyrene	ND	2000	1400	ug/kg	
110-86-1	Pyridine	ND	4000	440	ug/kg	
120-82-1	1,2,4-Trichlorobenzene	ND	1000	680	ug/kg	

ND = Not detected MDL - Method Detection Limit

RL = Reporting Limit

E = Indicates value exceeds calibration range

J = Indicates an estimated value

B = Indicates analyte found in associated method blank

N = Indicates presumptive evidence of a compound

## Report of Analysis

<b>Client Sample ID:</b>	F24-0.5	<b>Date Sampled:</b>	08/30/11
<b>Lab Sample ID:</b>	C17723-20	<b>Date Received:</b>	08/31/11
<b>Matrix:</b>	SO - Soil	<b>Percent Solids:</b>	n/a <sup>a</sup>
<b>Method:</b>	SW846 8270C SW846 3550B	<b>Project:</b> Romic Soil Investigation(Romic EPA) - 2081 Bay Road, East Palo Alto, CA	

## ABN Full List

CAS No.	Surrogate Recoveries	Run# 1	Run# 2	Limits
367-12-4	2-Fluorophenol	6% <sup>c</sup>		20-100%
4165-62-2	Phenol-d5	15% <sup>c</sup>		20-100%
118-79-6	2,4,6-Tribromophenol	78%		30-100%
4165-60-0	Nitrobenzene-d5	7% <sup>c</sup>		20-100%
321-60-8	2-Fluorobiphenyl	24%		20-106%
1718-51-0	Terphenyl-d14	103%		55-130%

(a) All results reported on wet weight basis.

(b) Dilution required due to matrix interference; non-target hydrocarbons.

(c) Outside control limits due to matrix interference.

ND = Not detected MDL - Method Detection Limit

RL = Reporting Limit

E = Indicates value exceeds calibration range

J = Indicates an estimated value

B = Indicates analyte found in associated method blank

N = Indicates presumptive evidence of a compound

## Report of Analysis

<b>Client Sample ID:</b> F24-0.5		<b>Date Sampled:</b> 08/30/11
<b>Lab Sample ID:</b> C17723-20		<b>Date Received:</b> 08/31/11
<b>Matrix:</b> SO - Soil		<b>Percent Solids:</b> n/a <sup>a</sup>
<b>Method:</b> SW846 8015B		
<b>Project:</b> Romic Soil Investigation(Romic EPA) - 2081 Bay Road, East Palo Alto, CA		

Run #	File ID	DF	Analyzed	By	Prep Date	Prep Batch	Analytical Batch
Run #1	JK22572.D	1	09/09/11	TT	n/a	n/a	GJK929
Run #2							

Run #	Initial Weight
Run #1	5.12 g
Run #2	

**TPH Volatiles**

CAS No.	Compound	Result	RL	MDL	Units	Q
	TPH-GRO (C6-C10)	0.159	0.098	0.049	mg/kg	
CAS No.	Surrogate Recoveries	Run# 1	Run# 2	Limits		
98-08-8	aaa-Trifluorotoluene	130%		60-157%		

(a) All results reported on wet weight basis.

ND = Not detected      MDL - Method Detection Limit  
 RL = Reporting Limit  
 E = Indicates value exceeds calibration range

J = Indicates an estimated value  
 B = Indicates analyte found in associated method blank  
 N = Indicates presumptive evidence of a compound

# Report of Analysis

<b>Client Sample ID:</b> F24-0.5	
<b>Lab Sample ID:</b> C17723-20	<b>Date Sampled:</b> 08/30/11
<b>Matrix:</b> SO - Soil	<b>Date Received:</b> 08/31/11
<b>Method:</b> SW846 8081A SW846 3545A	<b>Percent Solids:</b> n/a <sup>a</sup>
<b>Project:</b> Romic Soil Investigation(Romic EPA) - 2081 Bay Road, East Palo Alto, CA	

Run #	File ID	DF	Analyzed	By	Prep Date	Prep Batch	Analytical Batch
Run #1	OO24360.D	5	09/06/11	RV	09/01/11	OP4516	G00768
Run #2							

Run #	Initial Weight	Final Volume
Run #1	10.2 g	10.0 ml
Run #2		

**Pesticide PPL List**

CAS No.	Compound	Result	RL	MDL	Units	Q
309-00-2	Aldrin	ND	49	5.9	ug/kg	
319-84-6	alpha-BHC	ND	49	5.4	ug/kg	
319-85-7	beta-BHC	ND	49	12	ug/kg	
319-86-8	delta-BHC	ND	49	5.9	ug/kg	
58-89-9	gamma-BHC (Lindane)	ND	49	5.9	ug/kg	
12789-03-6	Chlordane	ND	490	490	ug/kg	
60-57-1	Dieldrin	ND	49	8.8	ug/kg	
72-54-8	4,4'-DDD	19.1	49	10	ug/kg	J
72-55-9	4,4'-DDE	47.1	49	8.8	ug/kg	J
50-29-3	4,4'-DDT	ND	49	7.4	ug/kg	
72-20-8	Endrin	ND	49	8.8	ug/kg	
7421-93-4	Endrin aldehyde	ND	49	8.8	ug/kg	
959-98-8	Endosulfan-I	ND	49	8.3	ug/kg	
33213-65-9	Endosulfan-II	ND	49	8.8	ug/kg	
1031-07-8	Endosulfan sulfate	ND	49	8.3	ug/kg	
76-44-8	Heptachlor	ND	49	6.9	ug/kg	
1024-57-3	Heptachlor epoxide	ND	49	7.4	ug/kg	
72-43-5	Methoxychlor	ND	49	7.8	ug/kg	
8001-35-2	Toxaphene	ND	490	490	ug/kg	

CAS No.	Surrogate Recoveries	Run# 1	Run# 2	Limits
877-09-8	Tetrachloro-m-xylene	68%		35-132%
877-09-8	Tetrachloro-m-xylene	62%		35-132%
2051-24-3	Decachlorobiphenyl	78%		35-132%
2051-24-3	Decachlorobiphenyl	74%		35-132%

(a) All results reported on wet weight basis.

ND = Not detected      MDL - Method Detection Limit      J = Indicates an estimated value  
 RL = Reporting Limit      B = Indicates analyte found in associated method blank  
 E = Indicates value exceeds calibration range      N = Indicates presumptive evidence of a compound

## Report of Analysis

<b>Client Sample ID:</b>	F24-0.5	<b>Date Sampled:</b>	08/30/11
<b>Lab Sample ID:</b>	C17723-20	<b>Date Received:</b>	08/31/11
<b>Matrix:</b>	SO - Soil	<b>Percent Solids:</b>	n/a <sup>a</sup>
<b>Method:</b>	SW846 8082 SW846 3550B	<b>Project:</b> Romic Soil Investigation(Romic EPA) - 2081 Bay Road, East Palo Alto, CA	

Run #1	File ID	DF	Analyzed	By	Prep Date	Prep Batch	Analytical Batch
Run #1	OO24448.D	1	09/08/11	RV	09/07/11	OP4552	G00771
Run #2							

Run #1	Initial Weight	Final Volume
Run #1	1.00 g	10.0 ml
Run #2		

**PCB List**

CAS No.	Compound	Result	RL	MDL	Units	Q
12674-11-2	Aroclor 1016	ND	1000	170	ug/kg	
11104-28-2	Aroclor 1221	ND	1000	500	ug/kg	
11141-16-5	Aroclor 1232	ND	1000	500	ug/kg	
53469-21-9	Aroclor 1242	ND	1000	500	ug/kg	
12672-29-6	Aroclor 1248	ND	1000	500	ug/kg	
11097-69-1	Aroclor 1254	ND	1000	500	ug/kg	
11096-82-5	Aroclor 1260	ND	1000	200	ug/kg	

CAS No.	Surrogate Recoveries	Run# 1	Run# 2	Limits
877-09-8	Tetrachloro-m-xylene	70%		45-108%
877-09-8	Tetrachloro-m-xylene	66%		45-108%
2051-24-3	Decachlorobiphenyl	96%		54-121%
2051-24-3	Decachlorobiphenyl	81%		54-121%

(a) All results reported on wet weight basis.

ND = Not detected      MDL - Method Detection Limit  
 RL = Reporting Limit  
 E = Indicates value exceeds calibration range

J = Indicates an estimated value  
 B = Indicates analyte found in associated method blank  
 N = Indicates presumptive evidence of a compound

## Report of Analysis

<b>Client Sample ID:</b> F24-0.5		<b>Date Sampled:</b> 08/30/11
<b>Lab Sample ID:</b> C17723-20		<b>Date Received:</b> 08/31/11
<b>Matrix:</b> SO - Soil		<b>Percent Solids:</b> n/a <sup>a</sup>
<b>Method:</b> SW846 8015B M SW846 3545A		
<b>Project:</b> Romic Soil Investigation(Romic EPA) - 2081 Bay Road, East Palo Alto, CA		

	File ID	DF	Analyzed	By	Prep Date	Prep Batch	Analytical Batch
Run #1	HH16787.D	5	09/07/11	JH	09/02/11	OP4524	GHH559
Run #2							

	Initial Weight	Final Volume
Run #1	10.0 g	1.0 ml
Run #2		

### TPH Extractable w/ Silica Gel Cleanup

CAS No.	Compound	Result	RL	MDL	Units	Q
	TPH (C10-C28)	51.0	50	25	mg/kg	
	TPH (> C28-C40)	185	100	50	mg/kg	

CAS No.	Surrogate Recoveries	Run# 1	Run# 2	Limits
630-01-3	Hexacosane	80%		45-140%

(a) All results reported on wet weight basis.

ND = Not detected      MDL - Method Detection Limit  
 RL = Reporting Limit

J = Indicates an estimated value  
 B = Indicates analyte found in associated method blank  
 N = Indicates presumptive evidence of a compound

## Report of Analysis

<b>Client Sample ID:</b> F24-0.5	<b>Date Sampled:</b> 08/30/11
<b>Lab Sample ID:</b> C17723-20	<b>Date Received:</b> 08/31/11
<b>Matrix:</b> SO - Soil	<b>Percent Solids:</b> n/a <sup>a</sup>
<b>Project:</b> Romic Soil Investigation(Romic EPA) - 2081 Bay Road,East Palo Alto,CA	

## Metals Analysis

Analyte	Result	RL	Units	DF	Prep	Analyzed By	Method	Prep Method
Antimony	< 1.9	1.9	mg/kg	1	09/04/11	09/07/11 RS	SW846 6010B <sup>1</sup>	SW846 3050B <sup>4</sup>
Arsenic	5.3	1.9	mg/kg	1	09/04/11	09/07/11 RS	SW846 6010B <sup>1</sup>	SW846 3050B <sup>4</sup>
Barium	178	19	mg/kg	1	09/04/11	09/07/11 RS	SW846 6010B <sup>1</sup>	SW846 3050B <sup>4</sup>
Beryllium	< 0.93	0.93	mg/kg	1	09/04/11	09/07/11 RS	SW846 6010B <sup>2</sup>	SW846 3050B <sup>4</sup>
Cadmium	< 0.93	0.93	mg/kg	1	09/04/11	09/07/11 RS	SW846 6010B <sup>1</sup>	SW846 3050B <sup>4</sup>
Chromium	36.8	0.93	mg/kg	1	09/04/11	09/07/11 RS	SW846 6010B <sup>1</sup>	SW846 3050B <sup>4</sup>
Cobalt	18.5	0.93	mg/kg	1	09/04/11	09/07/11 RS	SW846 6010B <sup>1</sup>	SW846 3050B <sup>4</sup>
Copper	98.7	2.3	mg/kg	1	09/04/11	09/07/11 RS	SW846 6010B <sup>1</sup>	SW846 3050B <sup>4</sup>
Lead	22.6	1.9	mg/kg	1	09/04/11	09/07/11 RS	SW846 6010B <sup>1</sup>	SW846 3050B <sup>4</sup>
Mercury	0.048	0.038	mg/kg	1	09/09/11	09/10/11 RW	SW846 7471A <sup>3</sup>	SW846 7471A <sup>5</sup>
Molybdenum	< 1.9	1.9	mg/kg	1	09/04/11	09/07/11 RS	SW846 6010B <sup>1</sup>	SW846 3050B <sup>4</sup>
Nickel	37.6	0.93	mg/kg	1	09/04/11	09/07/11 RS	SW846 6010B <sup>1</sup>	SW846 3050B <sup>4</sup>
Selenium	< 1.9	1.9	mg/kg	1	09/04/11	09/07/11 RS	SW846 6010B <sup>1</sup>	SW846 3050B <sup>4</sup>
Silver	< 0.93	0.93	mg/kg	1	09/04/11	09/07/11 RS	SW846 6010B <sup>1</sup>	SW846 3050B <sup>4</sup>
Thallium	< 1.9	1.9	mg/kg	1	09/04/11	09/07/11 RS	SW846 6010B <sup>1</sup>	SW846 3050B <sup>4</sup>
Vanadium	41.5	0.93	mg/kg	1	09/04/11	09/07/11 RS	SW846 6010B <sup>1</sup>	SW846 3050B <sup>4</sup>
Zinc	59.6	1.9	mg/kg	1	09/04/11	09/07/11 RS	SW846 6010B <sup>1</sup>	SW846 3050B <sup>4</sup>

(1) Instrument QC Batch: MA2077

(2) Instrument QC Batch: MA2080

(3) Instrument QC Batch: MA2085

(4) Prep QC Batch: MP3926

(5) Prep QC Batch: MP3951

(a) All results reported on wet weight basis.

RL = Reporting Limit

## Report of Analysis

<b>Client Sample ID:</b>	F24-5.0	<b>Date Sampled:</b>	08/30/11
<b>Lab Sample ID:</b>	C17723-21	<b>Date Received:</b>	08/31/11
<b>Matrix:</b>	SO - Soil	<b>Percent Solids:</b>	n/a <sup>a</sup>
<b>Method:</b>	SW846 8260B	<b>Project:</b> Romic Soil Investigation(Romic EPA) - 2081 Bay Road, East Palo Alto, CA	

Run #1	File ID	DF	Analyzed	By	Prep Date	Prep Batch	Analytical Batch
Run #1	M27414.D	40	09/09/11	XB	n/a	n/a	VM870
Run #2							

Run #1	Initial Weight	Final Volume	Methanol Aliquot
Run #1	5.05 g	5.0 ml	8.0 ul
Run #2			

## VOA 8260 List

CAS No.	Compound	Result	RL	MDL	Units	Q
67-64-1	Acetone	ND	250000	50000	ug/kg	
71-43-2	Benzene	ND	120000	37000	ug/kg	
108-86-1	Bromobenzene	ND	120000	37000	ug/kg	
74-97-5	Bromochloromethane	ND	120000	37000	ug/kg	
75-27-4	Bromodichloromethane	ND	120000	25000	ug/kg	
75-25-2	Bromoform	ND	120000	25000	ug/kg	
104-51-8	n-Butylbenzene	ND	120000	37000	ug/kg	
135-98-8	sec-Butylbenzene	ND	120000	37000	ug/kg	
98-06-6	tert-Butylbenzene	ND	120000	37000	ug/kg	
108-90-7	Chlorobenzene	ND	120000	37000	ug/kg	
75-00-3	Chloroethane	ND	120000	37000	ug/kg	
67-66-3	Chloroform	ND	120000	37000	ug/kg	
95-49-8	o-Chlorotoluene	ND	120000	37000	ug/kg	
106-43-4	p-Chlorotoluene	ND	120000	37000	ug/kg	
56-23-5	Carbon tetrachloride	ND	120000	25000	ug/kg	
75-34-3	1,1-Dichloroethane	ND	120000	25000	ug/kg	
75-35-4	1,1-Dichloroethylene	ND	120000	37000	ug/kg	
563-58-6	1,1-Dichloropropene	ND	120000	37000	ug/kg	
96-12-8	1,2-Dibromo-3-chloropropane	ND	120000	25000	ug/kg	
106-93-4	1,2-Dibromoethane	ND	120000	25000	ug/kg	
107-06-2	1,2-Dichloroethane	ND	120000	37000	ug/kg	
78-87-5	1,2-Dichloropropane	ND	120000	37000	ug/kg	
142-28-9	1,3-Dichloropropane	ND	120000	37000	ug/kg	
108-20-3	Di-Isopropyl ether	ND	120000	37000	ug/kg	
594-20-7	2,2-Dichloropropane	ND	120000	37000	ug/kg	
124-48-1	Dibromochloromethane	ND	120000	25000	ug/kg	
75-71-8	Dichlorodifluoromethane	ND	120000	25000	ug/kg	
156-59-2	cis-1,2-Dichloroethylene	ND	120000	37000	ug/kg	
10061-01-5	cis-1,3-Dichloropropene	ND	120000	37000	ug/kg	
541-73-1	m-Dichlorobenzene	ND	120000	37000	ug/kg	
95-50-1	o-Dichlorobenzene	113000	120000	37000	ug/kg	J
106-46-7	p-Dichlorobenzene	ND	120000	37000	ug/kg	

ND = Not detected MDL - Method Detection Limit

RL = Reporting Limit

E = Indicates value exceeds calibration range

J = Indicates an estimated value

B = Indicates analyte found in associated method blank

N = Indicates presumptive evidence of a compound



## Report of Analysis

<b>Client Sample ID:</b>	F24-5.0	<b>Date Sampled:</b>	08/30/11
<b>Lab Sample ID:</b>	C17723-21	<b>Date Received:</b>	08/31/11
<b>Matrix:</b>	SO - Soil	<b>Percent Solids:</b>	n/a <sup>a</sup>
<b>Method:</b>	SW846 8260B		
<b>Project:</b>	Romic Soil Investigation(Romic EPA) - 2081 Bay Road,East Palo Alto,CA		

## VOA 8260 List

CAS No.	Compound	Result	RL	MDL	Units	Q
156-60-5	trans-1,2-Dichloroethylene	ND	120000	37000	ug/kg	
10061-02-6	trans-1,3-Dichloropropene	ND	120000	37000	ug/kg	
100-41-4	Ethylbenzene	44200	120000	37000	ug/kg	J
637-92-3	Ethyl tert-Butyl Ether	ND	120000	37000	ug/kg	
591-78-6	2-Hexanone	ND	990000	120000	ug/kg	
87-68-3	Hexachlorobutadiene	ND	120000	25000	ug/kg	
98-82-8	Isopropylbenzene	ND	120000	37000	ug/kg	
99-87-6	p-Isopropyltoluene	ND	120000	37000	ug/kg	
108-10-1	4-Methyl-2-pentanone	ND	990000	370000	ug/kg	
74-83-9	Methyl bromide	ND	120000	62000	ug/kg	
74-87-3	Methyl chloride	ND	120000	37000	ug/kg	
74-95-3	Methylene bromide	ND	120000	62000	ug/kg	
75-09-2	Methylene chloride	ND	620000	400000	ug/kg	
78-93-3	Methyl ethyl ketone	2000000	990000	300000	ug/kg	
1634-04-4	Methyl Tert Butyl Ether	ND	120000	25000	ug/kg	
91-20-3	Naphthalene	ND	120000	37000	ug/kg	
103-65-1	n-Propylbenzene	ND	120000	37000	ug/kg	
100-42-5	Styrene	ND	120000	25000	ug/kg	
994-05-8	Tert-Amyl Methyl Ether	ND	120000	30000	ug/kg	
75-65-0	Tert Butyl Alcohol	ND	990000	250000	ug/kg	
630-20-6	1,1,1,2-Tetrachloroethane	ND	120000	25000	ug/kg	
71-55-6	1,1,1-Trichloroethane	ND	120000	37000	ug/kg	
79-34-5	1,1,2,2-Tetrachloroethane	ND	120000	25000	ug/kg	
79-00-5	1,1,2-Trichloroethane	ND	120000	25000	ug/kg	
87-61-6	1,2,3-Trichlorobenzene	ND	120000	37000	ug/kg	
96-18-4	1,2,3-Trichloropropane	ND	120000	37000	ug/kg	
120-82-1	1,2,4-Trichlorobenzene	ND	120000	37000	ug/kg	
95-63-6	1,2,4-Trimethylbenzene	ND	120000	37000	ug/kg	
108-67-8	1,3,5-Trimethylbenzene	ND	120000	37000	ug/kg	
127-18-4	Tetrachloroethylene	94900	120000	87000	ug/kg	J
108-88-3	Toluene	1470000	120000	37000	ug/kg	
79-01-6	Trichloroethylene	36900	120000	25000	ug/kg	J
75-69-4	Trichlorofluoromethane	ND	120000	30000	ug/kg	
75-01-4	Vinyl chloride	ND	120000	62000	ug/kg	
1330-20-7	Xylene (total)	196000	250000	99000	ug/kg	J

CAS No.	Surrogate Recoveries	Run# 1	Run# 2	Limits
1868-53-7	Dibromofluoromethane	93%		60-130%
2037-26-5	Toluene-D8	102%		60-130%

ND = Not detected MDL - Method Detection Limit

RL = Reporting Limit

E = Indicates value exceeds calibration range

J = Indicates an estimated value

B = Indicates analyte found in associated method blank

N = Indicates presumptive evidence of a compound

## Report of Analysis

<b>Client Sample ID:</b>	F24-5.0	<b>Date Sampled:</b>	08/30/11
<b>Lab Sample ID:</b>	C17723-21	<b>Date Received:</b>	08/31/11
<b>Matrix:</b>	SO - Soil	<b>Percent Solids:</b>	n/a <sup>a</sup>
<b>Method:</b>	SW846 8260B	<b>Project:</b> Romic Soil Investigation(Romic EPA) - 2081 Bay Road, East Palo Alto, CA	

### VOA 8260 List

CAS No.	Surrogate Recoveries	Run# 1	Run# 2	Limits
460-00-4	4-Bromofluorobenzene	97%		60-130%

(a) All results reported on wet weight basis.

ND = Not detected      MDL - Method Detection Limit  
 RL = Reporting Limit  
 E = Indicates value exceeds calibration range

J = Indicates an estimated value  
 B = Indicates analyte found in associated method blank  
 N = Indicates presumptive evidence of a compound

## Report of Analysis

<b>Client Sample ID:</b>	F24-5.0	<b>Date Sampled:</b>	08/30/11
<b>Lab Sample ID:</b>	C17723-21	<b>Date Received:</b>	08/31/11
<b>Matrix:</b>	SO - Soil	<b>Percent Solids:</b>	n/a <sup>a</sup>
<b>Method:</b>	SW846 8270C SW846 3550B	<b>Project:</b> Romic Soil Investigation(Romic EPA) - 2081 Bay Road, East Palo Alto, CA	

Run #	File ID	DF	Analyzed	By	Prep Date	Prep Batch	Analytical Batch
Run #1	Y9518.D	2	09/04/11	MT	09/01/11	OP4521	EY454
Run #2	Y9530.D	5	09/06/11	MT	09/01/11	OP4521	EY455

Run #	Initial Weight	Final Volume
Run #1	1.00 g	1.0 ml
Run #2	1.00 g	1.0 ml

## ABN Full List

CAS No.	Compound	Result	RL	MDL	Units	Q
65-85-0	Benzoic acid	30400	20000	18000	ug/kg	
95-57-8	2-Chlorophenol	ND	20000	14000	ug/kg	
59-50-7	4-Chloro-3-methyl phenol	ND	10000	8400	ug/kg	
120-83-2	2,4-Dichlorophenol	ND	10000	2800	ug/kg	
105-67-9	2,4-Dimethylphenol	ND	10000	3000	ug/kg	
51-28-5	2,4-Dinitrophenol	450000 <sup>b</sup>	130000	43000	ug/kg	
534-52-1	4,6-Dinitro-o-cresol	ND	40000	21000	ug/kg	
95-48-7	2-Methylphenol	ND	10000	3400	ug/kg	
	3&4-Methylphenol	ND	10000	3000	ug/kg	
88-75-5	2-Nitrophenol	ND	10000	2600	ug/kg	
100-02-7	4-Nitrophenol	ND	40000	25000	ug/kg	
87-86-5	Pentachlorophenol	22800	10000	8400	ug/kg	
108-95-2	Phenol	84600	40000	26000	ug/kg	
95-95-4	2,4,5-Trichlorophenol	ND	10000	2400	ug/kg	
88-06-2	2,4,6-Trichlorophenol	ND	10000	3200	ug/kg	
83-32-9	Acenaphthene	ND	20000	10000	ug/kg	
208-96-8	Acenaphthylene	ND	10000	4000	ug/kg	
62-53-3	Aniline	ND	10000	2800	ug/kg	
120-12-7	Anthracene	ND	10000	2000	ug/kg	
103-33-3	Azobenzene	ND	10000	3400	ug/kg	
92-87-5	Benzidine	ND	50000	15000	ug/kg	
56-55-3	Benzo(a)anthracene	ND	10000	1400	ug/kg	
50-32-8	Benzo(a)pyrene	ND	10000	1800	ug/kg	
205-99-2	Benzo(b)fluoranthene	ND	10000	1200	ug/kg	
191-24-2	Benzo(g,h,i)perylene	ND	10000	3000	ug/kg	
207-08-9	Benzo(k)fluoranthene	ND	10000	2400	ug/kg	
101-55-3	4-Bromophenyl phenyl ether	ND	10000	3000	ug/kg	
85-68-7	Butyl benzyl phthalate	141000	10000	2200	ug/kg	
100-51-6	Benzyl Alcohol	3560	20000	3200	ug/kg	J
91-58-7	2-Chloronaphthalene	ND	10000	3600	ug/kg	
106-47-8	4-Chloroaniline	ND	10000	2800	ug/kg	
86-74-8	Carbazole	ND	10000	1600	ug/kg	

ND = Not detected MDL - Method Detection Limit

J = Indicates an estimated value

RL = Reporting Limit

B = Indicates analyte found in associated method blank

E = Indicates value exceeds calibration range

N = Indicates presumptive evidence of a compound

## Report of Analysis

<b>Client Sample ID:</b>	F24-5.0	<b>Date Sampled:</b>	08/30/11
<b>Lab Sample ID:</b>	C17723-21	<b>Date Received:</b>	08/31/11
<b>Matrix:</b>	SO - Soil	<b>Percent Solids:</b>	n/a <sup>a</sup>
<b>Method:</b>	SW846 8270C SW846 3550B		
<b>Project:</b>	Romic Soil Investigation(Romic EPA) - 2081 Bay Road, East Palo Alto, CA		

## ABN Full List

CAS No.	Compound	Result	RL	MDL	Units	Q
218-01-9	Chrysene	ND	10000	2000	ug/kg	
111-91-1	bis(2-Chloroethoxy)methane	ND	10000	3600	ug/kg	
111-44-4	bis(2-Chloroethyl)ether	ND	10000	4600	ug/kg	
108-60-1	bis(2-Chloroisopropyl)ether	ND	10000	5400	ug/kg	
7005-72-3	4-Chlorophenyl phenyl ether	ND	10000	3800	ug/kg	
95-50-1	1,2-Dichlorobenzene	47600	10000	3200	ug/kg	
541-73-1	1,3-Dichlorobenzene	ND	10000	3000	ug/kg	
106-46-7	1,4-Dichlorobenzene	ND	10000	8400	ug/kg	
121-14-2	2,4-Dinitrotoluene	ND	10000	9200	ug/kg	
606-20-2	2,6-Dinitrotoluene	ND	20000	6400	ug/kg	
91-94-1	3,3'-Dichlorobenzidine	ND	50000	2800	ug/kg	
53-70-3	Dibenzo(a,h)anthracene	ND	10000	2600	ug/kg	
132-64-9	Dibenzofuran	ND	10000	3200	ug/kg	
122-39-4	Diphenylamine	ND	10000	2400	ug/kg	
84-74-2	Di-n-butyl phthalate	8510	10000	2000	ug/kg	J
117-84-0	Di-n-octyl phthalate	353000 <sup>b</sup>	25000	6500	ug/kg	
84-66-2	Diethyl phthalate	ND	10000	3400	ug/kg	
131-11-3	Dimethyl phthalate	4370	10000	3600	ug/kg	J
117-81-7	bis(2-Ethylhexyl)phthalate	210000 <sup>b</sup>	25000	11000	ug/kg	
206-44-0	Fluoranthene	ND	10000	2000	ug/kg	
86-73-7	Fluorene	ND	10000	3600	ug/kg	
118-74-1	Hexachlorobenzene	ND	10000	2600	ug/kg	
87-68-3	Hexachlorobutadiene	ND	10000	3800	ug/kg	
77-47-4	Hexachlorocyclopentadiene	ND	10000	2800	ug/kg	
67-72-1	Hexachloroethane	ND	10000	3200	ug/kg	
193-39-5	Indeno(1,2,3-cd)pyrene	ND	10000	2800	ug/kg	
78-59-1	Isophorone	204000 <sup>b</sup>	25000	8500	ug/kg	
90-12-0	1-Methylnaphthalene	ND	10000	3200	ug/kg	
91-57-6	2-Methylnaphthalene	ND	10000	3200	ug/kg	
88-74-4	2-Nitroaniline	ND	10000	2400	ug/kg	
99-09-2	3-Nitroaniline	ND	10000	2400	ug/kg	
100-01-6	4-Nitroaniline	ND	10000	6000	ug/kg	
91-20-3	Naphthalene	26100	10000	3400	ug/kg	
98-95-3	Nitrobenzene	ND	10000	3200	ug/kg	
62-75-9	N-Nitrosodimethylamine	ND	100000	44000	ug/kg	
621-64-7	N-Nitroso-di-n-propylamine	ND	20000	11000	ug/kg	
85-01-8	Phenanthrene	ND	10000	2200	ug/kg	
129-00-0	Pyrene	ND	20000	14000	ug/kg	
110-86-1	Pyridine	ND	40000	4400	ug/kg	
120-82-1	1,2,4-Trichlorobenzene	ND	10000	6800	ug/kg	

ND = Not detected MDL - Method Detection Limit

RL = Reporting Limit

E = Indicates value exceeds calibration range

J = Indicates an estimated value

B = Indicates analyte found in associated method blank

N = Indicates presumptive evidence of a compound

## Report of Analysis

<b>Client Sample ID:</b>	F24-5.0	<b>Date Sampled:</b>	08/30/11
<b>Lab Sample ID:</b>	C17723-21	<b>Date Received:</b>	08/31/11
<b>Matrix:</b>	SO - Soil	<b>Percent Solids:</b>	n/a <sup>a</sup>
<b>Method:</b>	SW846 8270C SW846 3550B	<b>Project:</b> Romic Soil Investigation(Romic EPA) - 2081 Bay Road, East Palo Alto, CA	

### ABN Full List

CAS No.	Surrogate Recoveries	Run# 1	Run# 2	Limits
367-12-4	2-Fluorophenol	0% <sup>c</sup>	3% <sup>c</sup>	20-100%
4165-62-2	Phenol-d5	56%	53%	20-100%
118-79-6	2,4,6-Tribromophenol	81%	77%	30-100%
4165-60-0	Nitrobenzene-d5	51%	49%	20-100%
321-60-8	2-Fluorobiphenyl	55%	54%	20-106%
1718-51-0	Terphenyl-d14	94%	82%	55-130%

- (a) All results reported on wet weight basis.
- (b) Result is from Run# 2
- (c) Outside control limits due to matrix interference.

ND = Not detected      MDL - Method Detection Limit  
 RL = Reporting Limit  
 E = Indicates value exceeds calibration range

J = Indicates an estimated value  
 B = Indicates analyte found in associated method blank  
 N = Indicates presumptive evidence of a compound

## Report of Analysis

<b>Client Sample ID:</b> F24-5.0		<b>Date Sampled:</b> 08/30/11
<b>Lab Sample ID:</b> C17723-21		<b>Date Received:</b> 08/31/11
<b>Matrix:</b> SO - Soil		<b>Percent Solids:</b> n/a <sup>a</sup>
<b>Method:</b> SW846 8015B		
<b>Project:</b> Romic Soil Investigation(Romic EPA) - 2081 Bay Road, East Palo Alto, CA		

Run #	File ID	DF	Analyzed	By	Prep Date	Prep Batch	Analytical Batch
Run #1	JK22560.D	50	09/08/11	TT	n/a	n/a	GJK929
Run #2							

Run #	Initial Weight	Final Volume	Methanol Aliquot
Run #1	5.05 g	5.0 ml	10.0 ul
Run #2			

**TPH Volatiles**

CAS No.	Compound	Result	RL	MDL	Units	Q
	TPH-GRO (C6-C10)	4950	2500	1200	mg/kg	
CAS No.	Surrogate Recoveries	Run# 1	Run# 2	Limits		
98-08-8	aaa-Trifluorotoluene	86%		60-157%		

(a) All results reported on wet weight basis.

ND = Not detected      MDL - Method Detection Limit  
 RL = Reporting Limit  
 E = Indicates value exceeds calibration range

J = Indicates an estimated value  
 B = Indicates analyte found in associated method blank  
 N = Indicates presumptive evidence of a compound

## Report of Analysis

<b>Client Sample ID:</b>	F24-5.0	<b>Date Sampled:</b>	08/30/11
<b>Lab Sample ID:</b>	C17723-21	<b>Date Received:</b>	08/31/11
<b>Matrix:</b>	SO - Soil	<b>Percent Solids:</b>	n/a <sup>a</sup>
<b>Method:</b>	SW846 8081A SW846 3545A	<b>Project:</b> Romic Soil Investigation(Romic EPA) - 2081 Bay Road, East Palo Alto, CA	

	File ID	DF	Analyzed	By	Prep Date	Prep Batch	Analytical Batch
Run #1 <sup>b</sup>	OO24361.D	5	09/06/11	RV	09/01/11	OP4516	G00768
Run #2							

	Initial Weight	Final Volume
Run #1	10.2 g	10.0 ml
Run #2		

## Pesticide PPL List

CAS No.	Compound	Result	RL	MDL	Units	Q
309-00-2	Aldrin	ND	49	5.9	ug/kg	
319-84-6	alpha-BHC	ND	49	5.4	ug/kg	
319-85-7	beta-BHC	ND	49	12	ug/kg	
319-86-8	delta-BHC	ND	49	5.9	ug/kg	
58-89-9	gamma-BHC (Lindane)	ND	49	5.9	ug/kg	
12789-03-6	Chlordane	ND	490	490	ug/kg	
60-57-1	Dieldrin	ND	49	8.8	ug/kg	
72-54-8	4,4' -DDD	ND	49	10	ug/kg	
72-55-9	4,4' -DDE	ND	49	8.8	ug/kg	
50-29-3	4,4' -DDT	ND	49	7.4	ug/kg	
72-20-8	Endrin	ND	49	8.8	ug/kg	
7421-93-4	Endrin aldehyde	ND	49	8.8	ug/kg	
959-98-8	Endosulfan-I	ND	49	8.3	ug/kg	
33213-65-9	Endosulfan-II	ND	49	8.8	ug/kg	
1031-07-8	Endosulfan sulfate	ND	49	8.3	ug/kg	
76-44-8	Heptachlor	ND	49	6.9	ug/kg	
1024-57-3	Heptachlor epoxide	ND	49	7.4	ug/kg	
72-43-5	Methoxychlor	ND	49	7.8	ug/kg	
8001-35-2	Toxaphene	ND	490	490	ug/kg	

CAS No.	Surrogate Recoveries	Run# 1	Run# 2	Limits
877-09-8	Tetrachloro-m-xylene	72%		35-132%
877-09-8	Tetrachloro-m-xylene	49%		35-132%
2051-24-3	Decachlorobiphenyl	85%		35-132%
2051-24-3	Decachlorobiphenyl	27% <sup>c</sup>		35-132%

(a) All results reported on wet weight basis.

(b) Reporting limits raised due to high concentration of non-target compounds (hydrocarbons).

(c) Surrogate outside control limits due to matrix interference.

ND = Not detected MDL - Method Detection Limit

RL = Reporting Limit

E = Indicates value exceeds calibration range

J = Indicates an estimated value

B = Indicates analyte found in associated method blank

N = Indicates presumptive evidence of a compound

## Report of Analysis

<b>Client Sample ID:</b> F24-5.0		<b>Date Sampled:</b> 08/30/11
<b>Lab Sample ID:</b> C17723-21		<b>Date Received:</b> 08/31/11
<b>Matrix:</b> SO - Soil		<b>Percent Solids:</b> n/a <sup>a</sup>
<b>Method:</b> SW846 8082 SW846 3550B		
<b>Project:</b> Romc Soil Investigation(Romc EPA) - 2081 Bay Road, East Palo Alto, CA		

Run #	File ID	DF	Analyzed	By	Prep Date	Prep Batch	Analytical Batch
Run #1	OO24483.D	1	09/09/11	RV	09/07/11	OP4552	G00771
Run #2							

Run #	Initial Weight	Final Volume
Run #1	1.00 g	10.0 ml
Run #2		

**PCB List**

CAS No.	Compound	Result	RL	MDL	Units	Q
12674-11-2	Aroclor 1016	ND	1000	170	ug/kg	
11104-28-2	Aroclor 1221	ND	1000	500	ug/kg	
11141-16-5	Aroclor 1232	ND	1000	500	ug/kg	
53469-21-9	Aroclor 1242	ND	1000	500	ug/kg	
12672-29-6	Aroclor 1248	ND	1000	500	ug/kg	
11097-69-1	Aroclor 1254	ND	1000	500	ug/kg	
11096-82-5	Aroclor 1260	ND	1000	200	ug/kg	

CAS No.	Surrogate Recoveries	Run# 1	Run# 2	Limits
877-09-8	Tetrachloro-m-xylene	69%		45-108%
877-09-8	Tetrachloro-m-xylene	53%		45-108%
2051-24-3	Decachlorobiphenyl	99%		54-121%
2051-24-3	Decachlorobiphenyl	74%		54-121%

(a) All results reported on wet weight basis.

---

ND = Not detected      MDL - Method Detection Limit      J = Indicates an estimated value  
 RL = Reporting Limit      B = Indicates analyte found in associated method blank  
 E = Indicates value exceeds calibration range      N = Indicates presumptive evidence of a compound



## Report of Analysis

<b>Client Sample ID:</b> F24-5.0		<b>Date Sampled:</b> 08/30/11
<b>Lab Sample ID:</b> C17723-21		<b>Date Received:</b> 08/31/11
<b>Matrix:</b> SO - Soil		<b>Percent Solids:</b> n/a <sup>a</sup>
<b>Method:</b> SW846 8015B M SW846 3545A		
<b>Project:</b> Romic Soil Investigation(Romic EPA) - 2081 Bay Road, East Palo Alto, CA		

	File ID	DF	Analyzed	By	Prep Date	Prep Batch	Analytical Batch
Run #1	HH16826.D	50	09/08/11	JH	09/02/11	OP4524	GHH560
Run #2							

	Initial Weight	Final Volume
Run #1	10.2 g	1.0 ml
Run #2		

### TPH Extractable w/ Silica Gel Cleanup

CAS No.	Compound	Result	RL	MDL	Units	Q
	TPH (C10-C28)	4920	490	250	mg/kg	
	TPH (> C28-C40)	4450	980	490	mg/kg	

CAS No.	Surrogate Recoveries	Run# 1	Run# 2	Limits
630-01-3	Hexacosane	0% <sup>b</sup>		45-140%

- (a) All results reported on wet weight basis.
- (b) Outside control limits due to dilution.

---

ND = Not detected	MDL - Method Detection Limit	J = Indicates an estimated value
RL = Reporting Limit		B = Indicates analyte found in associated method blank
E = Indicates value exceeds calibration range		N = Indicates presumptive evidence of a compound

## Report of Analysis

<b>Client Sample ID:</b> F24-5.0	<b>Date Sampled:</b> 08/30/11
<b>Lab Sample ID:</b> C17723-21	<b>Date Received:</b> 08/31/11
<b>Matrix:</b> SO - Soil	<b>Percent Solids:</b> n/a <sup>a</sup>
<b>Project:</b> Romic Soil Investigation(Romic EPA) - 2081 Bay Road,East Palo Alto, CA	

## Metals Analysis

Analyte	Result	RL	Units	DF	Prep	Analyzed By	Method	Prep Method
Antimony <sup>b</sup>	58.8	9.3	mg/kg	5	09/04/11	09/07/11 RS	SW846 6010B <sup>1</sup>	SW846 3050B <sup>4</sup>
Arsenic <sup>b</sup>	22.2	9.3	mg/kg	5	09/04/11	09/07/11 RS	SW846 6010B <sup>1</sup>	SW846 3050B <sup>4</sup>
Barium <sup>b</sup>	396	93	mg/kg	5	09/04/11	09/07/11 RS	SW846 6010B <sup>1</sup>	SW846 3050B <sup>4</sup>
Beryllium <sup>b</sup>	< 4.7	4.7	mg/kg	5	09/04/11	09/07/11 RS	SW846 6010B <sup>1</sup>	SW846 3050B <sup>4</sup>
Cadmium <sup>b</sup>	66.4	4.7	mg/kg	5	09/04/11	09/07/11 RS	SW846 6010B <sup>1</sup>	SW846 3050B <sup>4</sup>
Chromium <sup>b</sup>	590	4.7	mg/kg	5	09/04/11	09/07/11 RS	SW846 6010B <sup>1</sup>	SW846 3050B <sup>4</sup>
Cobalt <sup>b</sup>	42.2	4.7	mg/kg	5	09/04/11	09/07/11 RS	SW846 6010B <sup>1</sup>	SW846 3050B <sup>4</sup>
Copper <sup>b</sup>	153	12	mg/kg	5	09/04/11	09/07/11 RS	SW846 6010B <sup>1</sup>	SW846 3050B <sup>4</sup>
Lead <sup>b</sup>	3160	9.3	mg/kg	5	09/04/11	09/07/11 RS	SW846 6010B <sup>1</sup>	SW846 3050B <sup>4</sup>
Mercury	1.9	0.21	mg/kg	5	09/09/11	09/10/11 RW	SW846 7471A <sup>3</sup>	SW846 7471A <sup>5</sup>
Molybdenum <sup>b</sup>	55.5	9.3	mg/kg	5	09/04/11	09/08/11 RS	SW846 6010B <sup>2</sup>	SW846 3050B <sup>4</sup>
Nickel <sup>b</sup>	44.2	4.7	mg/kg	5	09/04/11	09/07/11 RS	SW846 6010B <sup>1</sup>	SW846 3050B <sup>4</sup>
Selenium <sup>b</sup>	< 9.3	9.3	mg/kg	5	09/04/11	09/07/11 RS	SW846 6010B <sup>1</sup>	SW846 3050B <sup>4</sup>
Silver <sup>b</sup>	< 14	14	mg/kg	5	09/04/11	09/07/11 RS	SW846 6010B <sup>1</sup>	SW846 3050B <sup>4</sup>
Thallium <sup>b</sup>	< 19	19	mg/kg	5	09/04/11	09/07/11 RS	SW846 6010B <sup>1</sup>	SW846 3050B <sup>4</sup>
Vanadium <sup>b</sup>	25.1	4.7	mg/kg	5	09/04/11	09/07/11 RS	SW846 6010B <sup>1</sup>	SW846 3050B <sup>4</sup>
Zinc <sup>b</sup>	284	9.3	mg/kg	5	09/04/11	09/07/11 RS	SW846 6010B <sup>1</sup>	SW846 3050B <sup>4</sup>

- (1) Instrument QC Batch: MA2080  
(2) Instrument QC Batch: MA2082  
(3) Instrument QC Batch: MA2085  
(4) Prep QC Batch: MP3926  
(5) Prep QC Batch: MP3951

- (a) All results reported on wet weight basis.  
(b) Elevated reporting limit(s) due to matrix interference and/or dilution required for high interfering element.

RL = Reporting Limit

## Report of Analysis

<b>Client Sample ID:</b>	F24-10.0	<b>Date Sampled:</b>	08/30/11
<b>Lab Sample ID:</b>	C17723-22	<b>Date Received:</b>	08/31/11
<b>Matrix:</b>	SO - Soil	<b>Percent Solids:</b>	n/a <sup>a</sup>
<b>Method:</b>	SW846 8260B	<b>Project:</b> Romic Soil Investigation(Romic EPA) - 2081 Bay Road, East Palo Alto, CA	

Run #	File ID	DF	Analyzed	By	Prep Date	Prep Batch	Analytical Batch
Run #1	M27395.D	1	09/09/11	XB	n/a	n/a	VM870
Run #2	M27400.D	1	09/09/11	XB	n/a	n/a	VM870

Run #	Initial Weight	Final Volume	Methanol Aliquot
Run #1	3.90 g	5.0 ml	12.0 ul
Run #2	3.90 g	5.0 ml	1.0 ul

## VOA 8260 List

CAS No.	Compound	Result	RL	MDL	Units	Q
67-64-1	Acetone	211000	53000	11000	ug/kg	
71-43-2	Benzene	ND	2700	800	ug/kg	
108-86-1	Bromobenzene	ND	2700	800	ug/kg	
74-97-5	Bromochloromethane	ND	2700	800	ug/kg	
75-27-4	Bromodichloromethane	ND	2700	530	ug/kg	
75-25-2	Bromoform	ND	2700	530	ug/kg	
104-51-8	n-Butylbenzene	3300	2700	800	ug/kg	
135-98-8	sec-Butylbenzene	1000	2700	800	ug/kg	J
98-06-6	tert-Butylbenzene	ND	2700	800	ug/kg	
108-90-7	Chlorobenzene	2500	2700	800	ug/kg	J
75-00-3	Chloroethane	ND	2700	800	ug/kg	
67-66-3	Chloroform	ND	2700	800	ug/kg	
95-49-8	o-Chlorotoluene	44700	2700	800	ug/kg	
106-43-4	p-Chlorotoluene	ND	2700	800	ug/kg	
56-23-5	Carbon tetrachloride	ND	2700	530	ug/kg	
75-34-3	1,1-Dichloroethane	1900	2700	530	ug/kg	J
75-35-4	1,1-Dichloroethylene	ND	2700	800	ug/kg	
563-58-6	1,1-Dichloropropene	ND	2700	800	ug/kg	
96-12-8	1,2-Dibromo-3-chloropropane	ND	2700	530	ug/kg	
106-93-4	1,2-Dibromoethane	ND	2700	530	ug/kg	
107-06-2	1,2-Dichloroethane	17500	2700	800	ug/kg	
78-87-5	1,2-Dichloropropane	ND	2700	800	ug/kg	
142-28-9	1,3-Dichloropropane	ND	2700	800	ug/kg	
108-20-3	Di-Isopropyl ether	ND	2700	800	ug/kg	
594-20-7	2,2-Dichloropropane	ND	2700	800	ug/kg	
124-48-1	Dibromochloromethane	ND	2700	530	ug/kg	
75-71-8	Dichlorodifluoromethane	ND	2700	530	ug/kg	
156-59-2	cis-1,2-Dichloroethylene	7230	2700	800	ug/kg	
10061-01-5	cis-1,3-Dichloropropene	ND	2700	800	ug/kg	
541-73-1	m-Dichlorobenzene	ND	2700	800	ug/kg	
95-50-1	o-Dichlorobenzene	ND	2700	800	ug/kg	
106-46-7	p-Dichlorobenzene	ND	2700	800	ug/kg	

ND = Not detected MDL - Method Detection Limit

RL = Reporting Limit

E = Indicates value exceeds calibration range

J = Indicates an estimated value

B = Indicates analyte found in associated method blank

N = Indicates presumptive evidence of a compound

## Report of Analysis

<b>Client Sample ID:</b>	F24-10.0	<b>Date Sampled:</b>	08/30/11
<b>Lab Sample ID:</b>	C17723-22	<b>Date Received:</b>	08/31/11
<b>Matrix:</b>	SO - Soil	<b>Percent Solids:</b>	n/a <sup>a</sup>
<b>Method:</b>	SW846 8260B	<b>Project:</b> Romc Soil Investigation(Romc EPA) - 2081 Bay Road,East Palo Alto,CA	

## VOA 8260 List

CAS No.	Compound	Result	RL	MDL	Units	Q
156-60-5	trans-1,2-Dichloroethylene	ND	2700	800	ug/kg	
10061-02-6	trans-1,3-Dichloropropene	ND	2700	800	ug/kg	
100-41-4	Ethylbenzene	10800	2700	800	ug/kg	
637-92-3	Ethyl tert-Butyl Ether	ND	2700	800	ug/kg	
591-78-6	2-Hexanone	ND	21000	2700	ug/kg	
87-68-3	Hexachlorobutadiene	ND	2700	530	ug/kg	
98-82-8	Isopropylbenzene	919	2700	800	ug/kg	J
99-87-6	p-Isopropyltoluene	1730	2700	800	ug/kg	J
108-10-1	4-Methyl-2-pentanone	12600	21000	8000	ug/kg	J
74-83-9	Methyl bromide	ND	2700	1300	ug/kg	
74-87-3	Methyl chloride	ND	2700	800	ug/kg	
74-95-3	Methylene bromide	ND	2700	1300	ug/kg	
75-09-2	Methylene chloride	ND	13000	8500	ug/kg	
78-93-3	Methyl ethyl ketone	2370000 <sup>b</sup>	260000	77000	ug/kg	
1634-04-4	Methyl Tert Butyl Ether	ND	2700	530	ug/kg	
91-20-3	Naphthalene	4610	2700	800	ug/kg	
103-65-1	n-Propylbenzene	2670	2700	800	ug/kg	J
100-42-5	Styrene	ND	2700	530	ug/kg	
994-05-8	Tert-Amyl Methyl Ether	ND	2700	640	ug/kg	
75-65-0	Tert Butyl Alcohol	ND	21000	5300	ug/kg	
630-20-6	1,1,1,2-Tetrachloroethane	ND	2700	530	ug/kg	
71-55-6	1,1,1-Trichloroethane	ND	2700	800	ug/kg	
79-34-5	1,1,2,2-Tetrachloroethane	ND	2700	530	ug/kg	
79-00-5	1,1,2-Trichloroethane	6730	2700	530	ug/kg	
87-61-6	1,2,3-Trichlorobenzene	ND	2700	800	ug/kg	
96-18-4	1,2,3-Trichloropropane	ND	2700	800	ug/kg	
120-82-1	1,2,4-Trichlorobenzene	ND	2700	800	ug/kg	
95-63-6	1,2,4-Trimethylbenzene	28900	2700	800	ug/kg	
108-67-8	1,3,5-Trimethylbenzene	7780	2700	800	ug/kg	
127-18-4	Tetrachloroethylene	13900	2700	1900	ug/kg	
108-88-3	Toluene	28900	2700	800	ug/kg	
79-01-6	Trichloroethylene	28700	2700	530	ug/kg	
75-69-4	Trichlorofluoromethane	ND	2700	640	ug/kg	
75-01-4	Vinyl chloride	ND	2700	1300	ug/kg	
1330-20-7	Xylene (total)	56300	5300	2100	ug/kg	

CAS No.	Surrogate Recoveries	Run# 1	Run# 2	Limits
1868-53-7	Dibromofluoromethane	96%	92%	60-130%
2037-26-5	Toluene-D8	103%	104%	60-130%

ND = Not detected MDL - Method Detection Limit

RL = Reporting Limit

E = Indicates value exceeds calibration range

J = Indicates an estimated value

B = Indicates analyte found in associated method blank

N = Indicates presumptive evidence of a compound

## Report of Analysis

<b>Client Sample ID:</b> F24-10.0	
<b>Lab Sample ID:</b> C17723-22	<b>Date Sampled:</b> 08/30/11
<b>Matrix:</b> SO - Soil	<b>Date Received:</b> 08/31/11
<b>Method:</b> SW846 8260B	<b>Percent Solids:</b> n/a <sup>a</sup>
<b>Project:</b> Romic Soil Investigation(Romic EPA) - 2081 Bay Road, East Palo Alto, CA	

### VOA 8260 List

CAS No.	Surrogate Recoveries	Run# 1	Run# 2	Limits
460-00-4	4-Bromofluorobenzene	103%	96%	60-130%

(a) All results reported on wet weight basis.

(b) Result is from Run# 2

ND = Not detected      MDL - Method Detection Limit  
 RL = Reporting Limit  
 E = Indicates value exceeds calibration range

J = Indicates an estimated value  
 B = Indicates analyte found in associated method blank  
 N = Indicates presumptive evidence of a compound

## Report of Analysis

<b>Client Sample ID:</b>	F24-10.0	<b>Date Sampled:</b>	08/30/11
<b>Lab Sample ID:</b>	C17723-22	<b>Date Received:</b>	08/31/11
<b>Matrix:</b>	SO - Soil	<b>Percent Solids:</b>	n/a <sup>a</sup>
<b>Method:</b>	SW846 8270C SW846 3550B	<b>Project:</b> Romic Soil Investigation(Romic EPA) - 2081 Bay Road, East Palo Alto, CA	

Run #1	File ID	DF	Analyzed	By	Prep Date	Prep Batch	Analytical Batch
Run #1	Y9480.D	1	09/02/11	MT	09/01/11	OP4521	EY453
Run #2							

Run #1	Initial Weight	Final Volume
Run #1	10.0 g	1.0 ml
Run #2		

## ABN Full List

CAS No.	Compound	Result	RL	MDL	Units	Q
65-85-0	Benzoic acid	6810	1000	890	ug/kg	
95-57-8	2-Chlorophenol	ND	1000	680	ug/kg	
59-50-7	4-Chloro-3-methyl phenol	ND	500	420	ug/kg	
120-83-2	2,4-Dichlorophenol	ND	500	140	ug/kg	
105-67-9	2,4-Dimethylphenol	ND	500	150	ug/kg	
51-28-5	2,4-Dinitrophenol	ND	2500	850	ug/kg	
534-52-1	4,6-Dinitro-o-cresol	ND	2000	1000	ug/kg	
95-48-7	2-Methylphenol	ND	500	170	ug/kg	
	3&4-Methylphenol	191	500	150	ug/kg	J
88-75-5	2-Nitrophenol	ND	500	130	ug/kg	
100-02-7	4-Nitrophenol	ND	2000	1200	ug/kg	
87-86-5	Pentachlorophenol	ND	500	420	ug/kg	
108-95-2	Phenol	ND	2000	1300	ug/kg	
95-95-4	2,4,5-Trichlorophenol	ND	500	120	ug/kg	
88-06-2	2,4,6-Trichlorophenol	ND	500	160	ug/kg	
83-32-9	Acenaphthene	ND	1000	500	ug/kg	
208-96-8	Acenaphthylene	ND	500	200	ug/kg	
62-53-3	Aniline	ND	500	140	ug/kg	
120-12-7	Anthracene	ND	500	100	ug/kg	
103-33-3	Azobenzene	ND	500	170	ug/kg	
92-87-5	Benzidine	ND	2500	730	ug/kg	
56-55-3	Benzo(a)anthracene	ND	500	70	ug/kg	
50-32-8	Benzo(a)pyrene	ND	500	90	ug/kg	
205-99-2	Benzo(b)fluoranthene	ND	500	60	ug/kg	
191-24-2	Benzo(g,h,i)perylene	ND	500	150	ug/kg	
207-08-9	Benzo(k)fluoranthene	ND	500	120	ug/kg	
101-55-3	4-Bromophenyl phenyl ether	ND	500	150	ug/kg	
85-68-7	Butyl benzyl phthalate	2270	500	110	ug/kg	
100-51-6	Benzyl Alcohol	ND	1000	160	ug/kg	
91-58-7	2-Chloronaphthalene	ND	500	180	ug/kg	
106-47-8	4-Chloroaniline	ND	500	140	ug/kg	
86-74-8	Carbazole	ND	500	80	ug/kg	

ND = Not detected MDL - Method Detection Limit

RL = Reporting Limit

E = Indicates value exceeds calibration range

J = Indicates an estimated value

B = Indicates analyte found in associated method blank

N = Indicates presumptive evidence of a compound

## Report of Analysis

<b>Client Sample ID:</b>	F24-10.0	<b>Date Sampled:</b>	08/30/11
<b>Lab Sample ID:</b>	C17723-22	<b>Date Received:</b>	08/31/11
<b>Matrix:</b>	SO - Soil	<b>Percent Solids:</b>	n/a <sup>a</sup>
<b>Method:</b>	SW846 8270C SW846 3550B		
<b>Project:</b>	Romic Soil Investigation(Romic EPA) - 2081 Bay Road,East Palo Alto,CA		

## ABN Full List

CAS No.	Compound	Result	RL	MDL	Units	Q
218-01-9	Chrysene	ND	500	100	ug/kg	
111-91-1	bis(2-Chloroethoxy)methane	ND	500	180	ug/kg	
111-44-4	bis(2-Chloroethyl)ether	ND	500	230	ug/kg	
108-60-1	bis(2-Chloroisopropyl)ether	ND	500	270	ug/kg	
7005-72-3	4-Chlorophenyl phenyl ether	ND	500	190	ug/kg	
95-50-1	1,2-Dichlorobenzene	ND	500	160	ug/kg	
541-73-1	1,3-Dichlorobenzene	ND	500	150	ug/kg	
106-46-7	1,4-Dichlorobenzene	ND	500	420	ug/kg	
121-14-2	2,4-Dinitrotoluene	ND	500	460	ug/kg	
606-20-2	2,6-Dinitrotoluene	ND	1000	320	ug/kg	
91-94-1	3,3' -Dichlorobenzidine	ND	2500	140	ug/kg	
53-70-3	Dibenzo(a,h)anthracene	ND	500	130	ug/kg	
132-64-9	Dibenzofuran	ND	500	160	ug/kg	
122-39-4	Diphenylamine	164	500	120	ug/kg	J
84-74-2	Di-n-butyl phthalate	ND	500	100	ug/kg	
117-84-0	Di-n-octyl phthalate	982	500	130	ug/kg	
84-66-2	Diethyl phthalate	ND	500	170	ug/kg	
131-11-3	Dimethyl phthalate	ND	500	180	ug/kg	
117-81-7	bis(2-Ethylhexyl)phthalate	6170	500	220	ug/kg	
206-44-0	Fluoranthene	ND	500	100	ug/kg	
86-73-7	Fluorene	ND	500	180	ug/kg	
118-74-1	Hexachlorobenzene	421	500	130	ug/kg	J
87-68-3	Hexachlorobutadiene	ND	500	190	ug/kg	
77-47-4	Hexachlorocyclopentadiene	ND	500	140	ug/kg	
67-72-1	Hexachloroethane	ND	500	160	ug/kg	
193-39-5	Indeno(1,2,3-cd)pyrene	ND	500	140	ug/kg	
78-59-1	Isophorone	2090	500	170	ug/kg	
90-12-0	1-Methylnaphthalene	229	500	160	ug/kg	J
91-57-6	2-Methylnaphthalene	462	500	160	ug/kg	J
88-74-4	2-Nitroaniline	ND	500	120	ug/kg	
99-09-2	3-Nitroaniline	ND	500	120	ug/kg	
100-01-6	4-Nitroaniline	ND	500	300	ug/kg	
91-20-3	Naphthalene	1610	500	170	ug/kg	
98-95-3	Nitrobenzene	ND	500	160	ug/kg	
62-75-9	N-Nitrosodimethylamine	ND	5000	2200	ug/kg	
621-64-7	N-Nitroso-di-n-propylamine	ND	1000	550	ug/kg	
85-01-8	Phenanthrene	431	500	110	ug/kg	J
129-00-0	Pyrene	ND	1000	680	ug/kg	
110-86-1	Pyridine	ND	2000	220	ug/kg	
120-82-1	1,2,4-Trichlorobenzene	ND	500	340	ug/kg	

ND = Not detected MDL - Method Detection Limit

RL = Reporting Limit

E = Indicates value exceeds calibration range

J = Indicates an estimated value

B = Indicates analyte found in associated method blank

N = Indicates presumptive evidence of a compound

## Report of Analysis

<b>Client Sample ID:</b> F24-10.0		<b>Date Sampled:</b> 08/30/11
<b>Lab Sample ID:</b> C17723-22		<b>Date Received:</b> 08/31/11
<b>Matrix:</b> SO - Soil		<b>Percent Solids:</b> n/a <sup>a</sup>
<b>Method:</b> SW846 8270C SW846 3550B		
<b>Project:</b> Romc Soil Investigation(Romc EPA) - 2081 Bay Road, East Palo Alto, CA		

**ABN Full List**

CAS No.	Surrogate Recoveries	Run# 1	Run# 2	Limits
367-12-4	2-Fluorophenol	0% <sup>b</sup>		20-100%
4165-62-2	Phenol-d5	4% <sup>b</sup>		20-100%
118-79-6	2,4,6-Tribromophenol	84%		30-100%
4165-60-0	Nitrobenzene-d5	13% <sup>b</sup>		20-100%
321-60-8	2-Fluorobiphenyl	28%		20-106%
1718-51-0	Terphenyl-d14	78%		55-130%

- (a) All results reported on wet weight basis.
- (b) Outside control limits due to matrix interference.

ND = Not detected      MDL - Method Detection Limit  
 RL = Reporting Limit  
 E = Indicates value exceeds calibration range

J = Indicates an estimated value  
 B = Indicates analyte found in associated method blank  
 N = Indicates presumptive evidence of a compound



## Report of Analysis

<b>Client Sample ID:</b> F24-10.0		<b>Date Sampled:</b> 08/30/11
<b>Lab Sample ID:</b> C17723-22		<b>Date Received:</b> 08/31/11
<b>Matrix:</b> SO - Soil		<b>Percent Solids:</b> n/a <sup>a</sup>
<b>Method:</b> SW846 8015B		
<b>Project:</b> Romic Soil Investigation(Romic EPA) - 2081 Bay Road, East Palo Alto, CA		

Run #	File ID	DF	Analyzed	By	Prep Date	Prep Batch	Analytical Batch
Run #1	JK22571.D	1	09/09/11	TT	n/a	n/a	GJK929
Run #2							

Run #	Initial Weight	Final Volume	Methanol Aliquot
Run #1	3.90 g	5.0 ml	5.0 ul
Run #2			

**TPH Volatiles**

CAS No.	Compound	Result	RL	MDL	Units	Q
	TPH-GRO (C6-C10)	780	130	64	mg/kg	
CAS No.	Surrogate Recoveries	Run# 1	Run# 2	Limits		
98-08-8	aaa-Trifluorotoluene	78%		60-157%		

(a) All results reported on wet weight basis.

ND = Not detected      MDL - Method Detection Limit  
 RL = Reporting Limit  
 E = Indicates value exceeds calibration range

J = Indicates an estimated value  
 B = Indicates analyte found in associated method blank  
 N = Indicates presumptive evidence of a compound

## Report of Analysis

<b>Client Sample ID:</b>	F24-10.0	<b>Date Sampled:</b>	08/30/11
<b>Lab Sample ID:</b>	C17723-22	<b>Date Received:</b>	08/31/11
<b>Matrix:</b>	SO - Soil	<b>Percent Solids:</b>	n/a <sup>a</sup>
<b>Method:</b>	SW846 8081A SW846 3545A	<b>Project:</b> Romic Soil Investigation(Romic EPA) - 2081 Bay Road, East Palo Alto, CA	

Run #	File ID	DF	Analyzed	By	Prep Date	Prep Batch	Analytical Batch
Run #1 <sup>b</sup>	OO24354.D	20	09/06/11	RV	09/01/11	OP4516	G00768
Run #2							

Run #	Initial Weight	Final Volume
Run #1	10.1 g	10.0 ml
Run #2		

## Pesticide PPL List

CAS No.	Compound	Result	RL	MDL	Units	Q
309-00-2	Aldrin	ND	200	24	ug/kg	
319-84-6	alpha-BHC	ND	200	22	ug/kg	
319-85-7	beta-BHC	ND	200	48	ug/kg	
319-86-8	delta-BHC	ND	200	24	ug/kg	
58-89-9	gamma-BHC (Lindane)	ND	200	24	ug/kg	
12789-03-6	Chlordane	ND	2000	2000	ug/kg	
60-57-1	Dieldrin	ND	200	36	ug/kg	
72-54-8	4,4' -DDD	ND	200	42	ug/kg	
72-55-9	4,4' -DDE	ND	200	36	ug/kg	
50-29-3	4,4' -DDT	ND	200	30	ug/kg	
72-20-8	Endrin	ND	200	36	ug/kg	
7421-93-4	Endrin aldehyde	ND	200	36	ug/kg	
959-98-8	Endosulfan-I	ND	200	34	ug/kg	
33213-65-9	Endosulfan-II	ND	200	36	ug/kg	
1031-07-8	Endosulfan sulfate	ND	200	34	ug/kg	
76-44-8	Heptachlor	ND	200	28	ug/kg	
1024-57-3	Heptachlor epoxide	ND	200	30	ug/kg	
72-43-5	Methoxychlor	ND	200	32	ug/kg	
8001-35-2	Toxaphene	ND	2000	2000	ug/kg	

CAS No.	Surrogate Recoveries	Run# 1	Run# 2	Limits
877-09-8	Tetrachloro-m-xylene	80%		35-132%
877-09-8	Tetrachloro-m-xylene	138% <sup>c</sup>		35-132%
2051-24-3	Decachlorobiphenyl	106%		35-132%
2051-24-3	Decachlorobiphenyl	89%		35-132%

(a) All results reported on wet weight basis.

(b) Reporting limits raised due to high concentration of non-target compounds (hydrocarbons).

(c) Surrogate outside control limits due to matrix interference and dilution.

ND = Not detected MDL - Method Detection Limit

RL = Reporting Limit

E = Indicates value exceeds calibration range

J = Indicates an estimated value

B = Indicates analyte found in associated method blank

N = Indicates presumptive evidence of a compound

## Report of Analysis

<b>Client Sample ID:</b> F24-10.0		<b>Date Sampled:</b> 08/30/11
<b>Lab Sample ID:</b> C17723-22		<b>Date Received:</b> 08/31/11
<b>Matrix:</b> SO - Soil		<b>Percent Solids:</b> n/a <sup>a</sup>
<b>Method:</b> SW846 8082 SW846 3550B		
<b>Project:</b> Romc Soil Investigation(Romc EPA) - 2081 Bay Road, East Palo Alto, CA		

Run #1	File ID	DF	Analyzed	By	Prep Date	Prep Batch	Analytical Batch
Run #1	OO24471.D	20	09/09/11	RV	09/07/11	OP4552	G00771
Run #2							

Run #1	Initial Weight	Final Volume
Run #1	1.00 g	10.0 ml
Run #2		

**PCB List**

CAS No.	Compound	Result	RL	MDL	Units	Q
12674-11-2	Aroclor 1016	ND	20000	3400	ug/kg	
11104-28-2	Aroclor 1221	ND	20000	10000	ug/kg	
11141-16-5	Aroclor 1232	ND	20000	10000	ug/kg	
53469-21-9	Aroclor 1242	ND	20000	10000	ug/kg	
12672-29-6	Aroclor 1248	ND	20000	10000	ug/kg	
11097-69-1	Aroclor 1254	ND	20000	10000	ug/kg	
11096-82-5	Aroclor 1260	ND	20000	4000	ug/kg	

CAS No.	Surrogate Recoveries	Run# 1	Run# 2	Limits
877-09-8	Tetrachloro-m-xylene	71%		45-108%
877-09-8	Tetrachloro-m-xylene	70%		45-108%
2051-24-3	Decachlorobiphenyl	107%		54-121%
2051-24-3	Decachlorobiphenyl	143% <sup>b</sup>		54-121%

- (a) All results reported on wet weight basis.
- (b) Surrogate outside control limits due to matrix interference.

---

ND = Not detected      MDL - Method Detection Limit      J = Indicates an estimated value  
 RL = Reporting Limit      B = Indicates analyte found in associated method blank  
 E = Indicates value exceeds calibration range      N = Indicates presumptive evidence of a compound

## Report of Analysis

<b>Client Sample ID:</b> F24-10.0	<b>Date Sampled:</b> 08/30/11
<b>Lab Sample ID:</b> C17723-22	<b>Date Received:</b> 08/31/11
<b>Matrix:</b> SO - Soil	<b>Percent Solids:</b> n/a <sup>a</sup>
<b>Method:</b> SW846 8015B M SW846 3545A	
<b>Project:</b> Romic Soil Investigation(Romic EPA) - 2081 Bay Road, East Palo Alto, CA	

	File ID	DF	Analyzed	By	Prep Date	Prep Batch	Analytical Batch
Run #1	HH16825.D	20	09/08/11	JH	09/02/11	OP4524	GHH560
Run #2							

	Initial Weight	Final Volume
Run #1	10.0 g	1.0 ml
Run #2		

### TPH Extractable w/ Silica Gel Cleanup

CAS No.	Compound	Result	RL	MDL	Units	Q
	TPH (C10-C28)	1620	200	100	mg/kg	
	TPH (> C28-C40)	621	400	200	mg/kg	

CAS No.	Surrogate Recoveries	Run# 1	Run# 2	Limits
630-01-3	Hexacosane	91%		45-140%

(a) All results reported on wet weight basis.

ND = Not detected      MDL - Method Detection Limit  
 RL = Reporting Limit  
 E = Indicates value exceeds calibration range

J = Indicates an estimated value  
 B = Indicates analyte found in associated method blank  
 N = Indicates presumptive evidence of a compound

## Report of Analysis

<b>Client Sample ID:</b> F24-10.0	<b>Date Sampled:</b> 08/30/11
<b>Lab Sample ID:</b> C17723-22	<b>Date Received:</b> 08/31/11
<b>Matrix:</b> SO - Soil	<b>Percent Solids:</b> n/a <sup>a</sup>
<b>Project:</b> Romic Soil Investigation(Romic EPA) - 2081 Bay Road,East Palo Alto,CA	

## Metals Analysis

Analyte	Result	RL	Units	DF	Prep	Analyzed By	Method	Prep Method
Antimony	< 1.9	1.9	mg/kg	1	09/04/11	09/06/11 RS	SW846 6010B <sup>1</sup>	SW846 3050B <sup>3</sup>
Arsenic	4.2	1.9	mg/kg	1	09/04/11	09/06/11 RS	SW846 6010B <sup>1</sup>	SW846 3050B <sup>3</sup>
Barium	40.1	19	mg/kg	1	09/04/11	09/06/11 RS	SW846 6010B <sup>1</sup>	SW846 3050B <sup>3</sup>
Beryllium	< 0.95	0.95	mg/kg	1	09/04/11	09/06/11 RS	SW846 6010B <sup>1</sup>	SW846 3050B <sup>3</sup>
Cadmium	13.5	0.95	mg/kg	1	09/04/11	09/06/11 RS	SW846 6010B <sup>1</sup>	SW846 3050B <sup>3</sup>
Chromium	149	0.95	mg/kg	1	09/04/11	09/06/11 RS	SW846 6010B <sup>1</sup>	SW846 3050B <sup>3</sup>
Cobalt	10.8	0.95	mg/kg	1	09/04/11	09/06/11 RS	SW846 6010B <sup>1</sup>	SW846 3050B <sup>3</sup>
Copper	37.2	2.4	mg/kg	1	09/04/11	09/06/11 RS	SW846 6010B <sup>1</sup>	SW846 3050B <sup>3</sup>
Lead	66.4	1.9	mg/kg	1	09/04/11	09/06/11 RS	SW846 6010B <sup>1</sup>	SW846 3050B <sup>3</sup>
Mercury	0.55	0.042	mg/kg	1	09/09/11	09/10/11 RW	SW846 7471A <sup>2</sup>	SW846 7471A <sup>4</sup>
Molybdenum	< 1.9	1.9	mg/kg	1	09/04/11	09/06/11 RS	SW846 6010B <sup>1</sup>	SW846 3050B <sup>3</sup>
Nickel	56.3	0.95	mg/kg	1	09/04/11	09/06/11 RS	SW846 6010B <sup>1</sup>	SW846 3050B <sup>3</sup>
Selenium	< 1.9	1.9	mg/kg	1	09/04/11	09/06/11 RS	SW846 6010B <sup>1</sup>	SW846 3050B <sup>3</sup>
Silver	< 0.95	0.95	mg/kg	1	09/04/11	09/06/11 RS	SW846 6010B <sup>1</sup>	SW846 3050B <sup>3</sup>
Thallium	< 1.9	1.9	mg/kg	1	09/04/11	09/06/11 RS	SW846 6010B <sup>1</sup>	SW846 3050B <sup>3</sup>
Vanadium	41.6	0.95	mg/kg	1	09/04/11	09/06/11 RS	SW846 6010B <sup>1</sup>	SW846 3050B <sup>3</sup>
Zinc	141	1.9	mg/kg	1	09/04/11	09/06/11 RS	SW846 6010B <sup>1</sup>	SW846 3050B <sup>3</sup>

(1) Instrument QC Batch: MA2077

(2) Instrument QC Batch: MA2085

(3) Prep QC Batch: MP3925

(4) Prep QC Batch: MP3952

(a) All results reported on wet weight basis.

RL = Reporting Limit

## Report of Analysis

<b>Client Sample ID:</b>	F24-10.0 DUP	<b>Date Sampled:</b>	08/30/11
<b>Lab Sample ID:</b>	C17723-22A	<b>Date Received:</b>	08/31/11
<b>Matrix:</b>	SO - Soil	<b>Percent Solids:</b>	n/a <sup>a</sup>
<b>Method:</b>	SW846 8270C SW846 3550B	<b>Project:</b> Romic Soil Investigation(Romic EPA) - 2081 Bay Road, East Palo Alto, CA	

Run #1	File ID	DF	Analyzed	By	Prep Date	Prep Batch	Analytical Batch
Run #1	Y9481.D	1	09/02/11	MT	09/01/11	OP4521	EY453
Run #2							

Run #1	Initial Weight	Final Volume
Run #1	10.0 g	1.0 ml
Run #2		

## ABN Full List

CAS No.	Compound	Result	RL	MDL	Units	Q
65-85-0	Benzoic acid	5460	1000	890	ug/kg	
95-57-8	2-Chlorophenol	ND	1000	680	ug/kg	
59-50-7	4-Chloro-3-methyl phenol	ND	500	420	ug/kg	
120-83-2	2,4-Dichlorophenol	ND	500	140	ug/kg	
105-67-9	2,4-Dimethylphenol	ND	500	150	ug/kg	
51-28-5	2,4-Dinitrophenol	ND	2500	850	ug/kg	
534-52-1	4,6-Dinitro-o-cresol	ND	2000	1000	ug/kg	
95-48-7	2-Methylphenol	ND	500	170	ug/kg	
	3&4-Methylphenol	308	500	150	ug/kg	J
88-75-5	2-Nitrophenol	ND	500	130	ug/kg	
100-02-7	4-Nitrophenol	ND	2000	1200	ug/kg	
87-86-5	Pentachlorophenol	ND	500	420	ug/kg	
108-95-2	Phenol	ND	2000	1300	ug/kg	
95-95-4	2,4,5-Trichlorophenol	ND	500	120	ug/kg	
88-06-2	2,4,6-Trichlorophenol	ND	500	160	ug/kg	
83-32-9	Acenaphthene	ND	1000	500	ug/kg	
208-96-8	Acenaphthylene	ND	500	200	ug/kg	
62-53-3	Aniline	ND	500	140	ug/kg	
120-12-7	Anthracene	ND	500	100	ug/kg	
103-33-3	Azobenzene	ND	500	170	ug/kg	
92-87-5	Benzidine	ND	2500	730	ug/kg	
56-55-3	Benzo(a)anthracene	ND	500	70	ug/kg	
50-32-8	Benzo(a)pyrene	ND	500	90	ug/kg	
205-99-2	Benzo(b)fluoranthene	ND	500	60	ug/kg	
191-24-2	Benzo(g,h,i)perylene	ND	500	150	ug/kg	
207-08-9	Benzo(k)fluoranthene	ND	500	120	ug/kg	
101-55-3	4-Bromophenyl phenyl ether	ND	500	150	ug/kg	
85-68-7	Butyl benzyl phthalate	1680	500	110	ug/kg	
100-51-6	Benzyl Alcohol	ND	1000	160	ug/kg	
91-58-7	2-Chloronaphthalene	ND	500	180	ug/kg	
106-47-8	4-Chloroaniline	ND	500	140	ug/kg	
86-74-8	Carbazole	ND	500	80	ug/kg	

ND = Not detected MDL - Method Detection Limit

RL = Reporting Limit

E = Indicates value exceeds calibration range

J = Indicates an estimated value

B = Indicates analyte found in associated method blank

N = Indicates presumptive evidence of a compound

## Report of Analysis

<b>Client Sample ID:</b>	F24-10.0 DUP	<b>Date Sampled:</b>	08/30/11
<b>Lab Sample ID:</b>	C17723-22A	<b>Date Received:</b>	08/31/11
<b>Matrix:</b>	SO - Soil	<b>Percent Solids:</b>	n/a <sup>a</sup>
<b>Method:</b>	SW846 8270C SW846 3550B		
<b>Project:</b>	Romic Soil Investigation(Romic EPA) - 2081 Bay Road,East Palo Alto,CA		

## ABN Full List

CAS No.	Compound	Result	RL	MDL	Units	Q
218-01-9	Chrysene	ND	500	100	ug/kg	
111-91-1	bis(2-Chloroethoxy)methane	ND	500	180	ug/kg	
111-44-4	bis(2-Chloroethyl)ether	ND	500	230	ug/kg	
108-60-1	bis(2-Chloroisopropyl)ether	ND	500	270	ug/kg	
7005-72-3	4-Chlorophenyl phenyl ether	ND	500	190	ug/kg	
95-50-1	1,2-Dichlorobenzene	ND	500	160	ug/kg	
541-73-1	1,3-Dichlorobenzene	ND	500	150	ug/kg	
106-46-7	1,4-Dichlorobenzene	ND	500	420	ug/kg	
121-14-2	2,4-Dinitrotoluene	ND	500	460	ug/kg	
606-20-2	2,6-Dinitrotoluene	ND	1000	320	ug/kg	
91-94-1	3,3'-Dichlorobenzidine	ND	2500	140	ug/kg	
53-70-3	Dibenzo(a,h)anthracene	ND	500	130	ug/kg	
132-64-9	Dibenzofuran	ND	500	160	ug/kg	
122-39-4	Diphenylamine	144	500	120	ug/kg	J
84-74-2	Di-n-butyl phthalate	426	500	100	ug/kg	J
117-84-0	Di-n-octyl phthalate	741	500	130	ug/kg	
84-66-2	Diethyl phthalate	ND	500	170	ug/kg	
131-11-3	Dimethyl phthalate	242	500	180	ug/kg	J
117-81-7	bis(2-Ethylhexyl)phthalate	5200	500	220	ug/kg	
206-44-0	Fluoranthene	ND	500	100	ug/kg	
86-73-7	Fluorene	ND	500	180	ug/kg	
118-74-1	Hexachlorobenzene	393	500	130	ug/kg	J
87-68-3	Hexachlorobutadiene	301	500	190	ug/kg	J
77-47-4	Hexachlorocyclopentadiene	ND	500	140	ug/kg	
67-72-1	Hexachloroethane	ND	500	160	ug/kg	
193-39-5	Indeno(1,2,3-cd)pyrene	ND	500	140	ug/kg	
78-59-1	Isophorone	5340	500	170	ug/kg	
90-12-0	1-Methylnaphthalene	357	500	160	ug/kg	J
91-57-6	2-Methylnaphthalene	780	500	160	ug/kg	
88-74-4	2-Nitroaniline	ND	500	120	ug/kg	
99-09-2	3-Nitroaniline	ND	500	120	ug/kg	
100-01-6	4-Nitroaniline	ND	500	300	ug/kg	
91-20-3	Naphthalene	3400	500	170	ug/kg	
98-95-3	Nitrobenzene	ND	500	160	ug/kg	
62-75-9	N-Nitrosodimethylamine	ND	5000	2200	ug/kg	
621-64-7	N-Nitroso-di-n-propylamine	ND	1000	550	ug/kg	
85-01-8	Phenanthrene	398	500	110	ug/kg	J
129-00-0	Pyrene	ND	1000	680	ug/kg	
110-86-1	Pyridine	ND	2000	220	ug/kg	
120-82-1	1,2,4-Trichlorobenzene	ND	500	340	ug/kg	

ND = Not detected MDL - Method Detection Limit

RL = Reporting Limit

E = Indicates value exceeds calibration range

J = Indicates an estimated value

B = Indicates analyte found in associated method blank

N = Indicates presumptive evidence of a compound

## Report of Analysis

<b>Client Sample ID:</b>	F24-10.0 DUP	<b>Date Sampled:</b>	08/30/11
<b>Lab Sample ID:</b>	C17723-22A	<b>Date Received:</b>	08/31/11
<b>Matrix:</b>	SO - Soil	<b>Percent Solids:</b>	n/a <sup>a</sup>
<b>Method:</b>	SW846 8270C SW846 3550B		
<b>Project:</b>	Romic Soil Investigation(Romic EPA) - 2081 Bay Road, East Palo Alto, CA		

### ABN Full List

CAS No.	Surrogate Recoveries	Run# 1	Run# 2	Limits
367-12-4	2-Fluorophenol	0% <sup>b</sup>		20-100%
4165-62-2	Phenol-d5	4% <sup>b</sup>		20-100%
118-79-6	2,4,6-Tribromophenol	86%		30-100%
4165-60-0	Nitrobenzene-d5	39%		20-100%
321-60-8	2-Fluorobiphenyl	43%		20-106%
1718-51-0	Terphenyl-d14	82%		55-130%

- (a) All results reported on wet weight basis.
- (b) Outside control limits due to matrix interference.

---

ND = Not detected      MDL - Method Detection Limit      J = Indicates an estimated value  
 RL = Reporting Limit      B = Indicates analyte found in associated method blank  
 E = Indicates value exceeds calibration range      N = Indicates presumptive evidence of a compound



## Report of Analysis

<b>Client Sample ID:</b>	F24-10.0 DUP	<b>Date Sampled:</b>	08/30/11
<b>Lab Sample ID:</b>	C17723-22A	<b>Date Received:</b>	08/31/11
<b>Matrix:</b>	SO - Soil	<b>Percent Solids:</b>	n/a <sup>a</sup>
<b>Method:</b>	SW846 8015B	<b>Project:</b> Romic Soil Investigation(Romic EPA) - 2081 Bay Road, East Palo Alto, CA	

Run #	File ID	DF	Analyzed	By	Prep Date	Prep Batch	Analytical Batch
Run #1	JK22703.D	1	09/13/11	TT	n/a	n/a	GJK934
Run #2							

Run #	Initial Weight	Final Volume	Methanol Aliquot
Run #1	3.90 g	5.0 ml	5.0 ul
Run #2			

### TPH Volatiles

CAS No.	Compound	Result	RL	MDL	Units	Q
	TPH-GRO (C6-C10)	690	130	64	mg/kg	
CAS No.	Surrogate Recoveries	Run# 1	Run# 2	Limits		
98-08-8	aaa-Trifluorotoluene	84%		60-157%		

(a) All results reported on wet weight basis.

ND = Not detected      MDL - Method Detection Limit  
 RL = Reporting Limit  
 E = Indicates value exceeds calibration range

J = Indicates an estimated value  
 B = Indicates analyte found in associated method blank  
 N = Indicates presumptive evidence of a compound

## Report of Analysis

<b>Client Sample ID:</b>	F24-10.0 DUP	<b>Date Sampled:</b>	08/30/11
<b>Lab Sample ID:</b>	C17723-22A	<b>Date Received:</b>	08/31/11
<b>Matrix:</b>	SO - Soil	<b>Percent Solids:</b>	n/a <sup>a</sup>
<b>Method:</b>	SW846 8081A SW846 3545A	<b>Project:</b> Romic Soil Investigation(Romic EPA) - 2081 Bay Road, East Palo Alto, CA	

Run #	File ID	DF	Analyzed	By	Prep Date	Prep Batch	Analytical Batch
Run #1 <sup>b</sup>	OO24355.D	20	09/06/11	RV	09/01/11	OP4516	G00768
Run #2							

Run #	Initial Weight	Final Volume
Run #1	10.0 g	10.0 ml
Run #2		

## Pesticide PPL List

CAS No.	Compound	Result	RL	MDL	Units	Q
309-00-2	Aldrin	ND	200	24	ug/kg	
319-84-6	alpha-BHC	ND	200	22	ug/kg	
319-85-7	beta-BHC	ND	200	48	ug/kg	
319-86-8	delta-BHC	ND	200	24	ug/kg	
58-89-9	gamma-BHC (Lindane)	ND	200	24	ug/kg	
12789-03-6	Chlordane	ND	2000	2000	ug/kg	
60-57-1	Dieldrin	ND	200	36	ug/kg	
72-54-8	4,4' -DDD	ND	200	42	ug/kg	
72-55-9	4,4' -DDE	ND	200	36	ug/kg	
50-29-3	4,4' -DDT	ND	200	30	ug/kg	
72-20-8	Endrin	ND	200	36	ug/kg	
7421-93-4	Endrin aldehyde	ND	200	36	ug/kg	
959-98-8	Endosulfan-I	ND	200	34	ug/kg	
33213-65-9	Endosulfan-II	ND	200	36	ug/kg	
1031-07-8	Endosulfan sulfate	ND	200	34	ug/kg	
76-44-8	Heptachlor	ND	200	28	ug/kg	
1024-57-3	Heptachlor epoxide	ND	200	30	ug/kg	
72-43-5	Methoxychlor	ND	200	32	ug/kg	
8001-35-2	Toxaphene	ND	2000	2000	ug/kg	

CAS No.	Surrogate Recoveries	Run# 1	Run# 2	Limits
877-09-8	Tetrachloro-m-xylene	85%		35-132%
877-09-8	Tetrachloro-m-xylene	153% <sup>c</sup>		35-132%
2051-24-3	Decachlorobiphenyl	98%		35-132%
2051-24-3	Decachlorobiphenyl	119%		35-132%

(a) All results reported on wet weight basis.

(b) Reporting limits raised due to high concentration of non-target compounds (hydrocarbons).

(c) Surrogate outside control limits due to matrix interference and dilution.

ND = Not detected MDL - Method Detection Limit

RL = Reporting Limit

E = Indicates value exceeds calibration range

J = Indicates an estimated value

B = Indicates analyte found in associated method blank

N = Indicates presumptive evidence of a compound

## Report of Analysis

<b>Client Sample ID:</b> F24-10.0 DUP		<b>Date Sampled:</b> 08/30/11
<b>Lab Sample ID:</b> C17723-22A		<b>Date Received:</b> 08/31/11
<b>Matrix:</b> SO - Soil		<b>Percent Solids:</b> n/a <sup>a</sup>
<b>Method:</b> SW846 8082 SW846 3550B		
<b>Project:</b> Romic Soil Investigation(Romic EPA) - 2081 Bay Road, East Palo Alto, CA		

Run #1	File ID	DF	Analyzed	By	Prep Date	Prep Batch	Analytical Batch
Run #1	OO24472.D	20	09/09/11	RV	09/07/11	OP4552	G00771
Run #2							

Run #1	Initial Weight	Final Volume
Run #1	1.00 g	10.0 ml
Run #2		

**PCB List**

CAS No.	Compound	Result	RL	MDL	Units	Q
12674-11-2	Aroclor 1016	ND	20000	3400	ug/kg	
11104-28-2	Aroclor 1221	ND	20000	10000	ug/kg	
11141-16-5	Aroclor 1232	ND	20000	10000	ug/kg	
53469-21-9	Aroclor 1242	ND	20000	10000	ug/kg	
12672-29-6	Aroclor 1248	ND	20000	10000	ug/kg	
11097-69-1	Aroclor 1254	ND	20000	10000	ug/kg	
11096-82-5	Aroclor 1260	ND	20000	4000	ug/kg	

CAS No.	Surrogate Recoveries	Run# 1	Run# 2	Limits
877-09-8	Tetrachloro-m-xylene	57%		45-108%
877-09-8	Tetrachloro-m-xylene	58%		45-108%
2051-24-3	Decachlorobiphenyl	122% <sup>b</sup>		54-121%
2051-24-3	Decachlorobiphenyl	119%		54-121%

(a) All results reported on wet weight basis.

(b) Surrogate outside control limits due to matrix interference.

ND = Not detected      MDL - Method Detection Limit  
 RL = Reporting Limit  
 E = Indicates value exceeds calibration range

J = Indicates an estimated value  
 B = Indicates analyte found in associated method blank  
 N = Indicates presumptive evidence of a compound

## Report of Analysis

<b>Client Sample ID:</b>	F24-10.0 DUP	<b>Date Sampled:</b>	08/30/11
<b>Lab Sample ID:</b>	C17723-22A	<b>Date Received:</b>	08/31/11
<b>Matrix:</b>	SO - Soil	<b>Percent Solids:</b>	n/a <sup>a</sup>
<b>Method:</b>	SW846 8015B M SW846 3545A	<b>Project:</b> Romic Soil Investigation(Romic EPA) - 2081 Bay Road, East Palo Alto, CA	

Run #	File ID	DF	Analyzed	By	Prep Date	Prep Batch	Analytical Batch
Run #1	HH16824.D	20	09/08/11	JH	09/03/11	OP4524	GHH560
Run #2							

Run #	Initial Weight	Final Volume
Run #1	10.0 g	1.0 ml
Run #2		

### TPH Extractable w/ Silica Gel Cleanup

CAS No.	Compound	Result	RL	MDL	Units	Q
	TPH (C10-C28)	1700	200	100	mg/kg	
	TPH (> C28-C40)	737	400	200	mg/kg	

CAS No.	Surrogate Recoveries	Run# 1	Run# 2	Limits
630-01-3	Hexacosane	90%		45-140%

(a) All results reported on wet weight basis.

ND = Not detected      MDL - Method Detection Limit  
 RL = Reporting Limit  
 E = Indicates value exceeds calibration range

J = Indicates an estimated value  
 B = Indicates analyte found in associated method blank  
 N = Indicates presumptive evidence of a compound

## Report of Analysis

<b>Client Sample ID:</b> F24-10.0 DUP	<b>Date Sampled:</b> 08/30/11
<b>Lab Sample ID:</b> C17723-22A	<b>Date Received:</b> 08/31/11
<b>Matrix:</b> SO - Soil	<b>Percent Solids:</b> n/a <sup>a</sup>
<b>Project:</b> Romic Soil Investigation(Romic EPA) - 2081 Bay Road,East Palo Alto,CA	

## Metals Analysis

Analyte	Result	RL	Units	DF	Prep	Analyzed By	Method	Prep Method
Antimony	1.8	1.8	mg/kg	1	09/04/11	09/06/11 RS	SW846 6010B <sup>1</sup>	SW846 3050B <sup>3</sup>
Arsenic	4.1	1.8	mg/kg	1	09/04/11	09/06/11 RS	SW846 6010B <sup>1</sup>	SW846 3050B <sup>3</sup>
Barium	75.3	18	mg/kg	1	09/04/11	09/06/11 RS	SW846 6010B <sup>1</sup>	SW846 3050B <sup>3</sup>
Beryllium	< 0.92	0.92	mg/kg	1	09/04/11	09/06/11 RS	SW846 6010B <sup>1</sup>	SW846 3050B <sup>3</sup>
Cadmium	11.1	0.92	mg/kg	1	09/04/11	09/06/11 RS	SW846 6010B <sup>1</sup>	SW846 3050B <sup>3</sup>
Chromium	240	0.92	mg/kg	1	09/04/11	09/06/11 RS	SW846 6010B <sup>1</sup>	SW846 3050B <sup>3</sup>
Cobalt	11.7	0.92	mg/kg	1	09/04/11	09/06/11 RS	SW846 6010B <sup>1</sup>	SW846 3050B <sup>3</sup>
Copper	51.3	2.3	mg/kg	1	09/04/11	09/06/11 RS	SW846 6010B <sup>1</sup>	SW846 3050B <sup>3</sup>
Lead	552	1.8	mg/kg	1	09/04/11	09/06/11 RS	SW846 6010B <sup>1</sup>	SW846 3050B <sup>3</sup>
Mercury	0.79	0.040	mg/kg	1	09/09/11	09/10/11 RW	SW846 7471A <sup>2</sup>	SW846 7471A <sup>4</sup>
Molybdenum	5.4	1.8	mg/kg	1	09/04/11	09/06/11 RS	SW846 6010B <sup>1</sup>	SW846 3050B <sup>3</sup>
Nickel	49.2	0.92	mg/kg	1	09/04/11	09/06/11 RS	SW846 6010B <sup>1</sup>	SW846 3050B <sup>3</sup>
Selenium	< 1.8	1.8	mg/kg	1	09/04/11	09/06/11 RS	SW846 6010B <sup>1</sup>	SW846 3050B <sup>3</sup>
Silver	< 0.92	0.92	mg/kg	1	09/04/11	09/06/11 RS	SW846 6010B <sup>1</sup>	SW846 3050B <sup>3</sup>
Thallium	< 1.8	1.8	mg/kg	1	09/04/11	09/06/11 RS	SW846 6010B <sup>1</sup>	SW846 3050B <sup>3</sup>
Vanadium	41.0	0.92	mg/kg	1	09/04/11	09/06/11 RS	SW846 6010B <sup>1</sup>	SW846 3050B <sup>3</sup>
Zinc	294	1.8	mg/kg	1	09/04/11	09/06/11 RS	SW846 6010B <sup>1</sup>	SW846 3050B <sup>3</sup>

(1) Instrument QC Batch: MA2077

(2) Instrument QC Batch: MA2085

(3) Prep QC Batch: MP3925

(4) Prep QC Batch: MP3952

(a) All results reported on wet weight basis.

RL = Reporting Limit

## Report of Analysis

<b>Client Sample ID:</b>	H22-0.6	<b>Date Sampled:</b>	08/30/11
<b>Lab Sample ID:</b>	C17723-23	<b>Date Received:</b>	08/31/11
<b>Matrix:</b>	SO - Soil	<b>Percent Solids:</b>	n/a <sup>a</sup>
<b>Method:</b>	SW846 8260B	<b>Project:</b> Romic Soil Investigation(Romic EPA) - 2081 Bay Road, East Palo Alto, CA	

Run #1	File ID	DF	Analyzed	By	Prep Date	Prep Batch	Analytical Batch
Run #1	M27396.D	1	09/09/11	XB	n/a	n/a	VM870
Run #2							

Run #1	Initial Weight	Final Volume	Methanol Aliquot
Run #1	6.64 g	5.0 ml	100 ul
Run #2			

## VOA 8260 List

CAS No.	Compound	Result	RL	MDL	Units	Q
67-64-1	Acetone	ND	3800	750	ug/kg	
71-43-2	Benzene	ND	190	56	ug/kg	
108-86-1	Bromobenzene	ND	190	56	ug/kg	
74-97-5	Bromochloromethane	ND	190	56	ug/kg	
75-27-4	Bromodichloromethane	ND	190	38	ug/kg	
75-25-2	Bromoform	ND	190	38	ug/kg	
104-51-8	n-Butylbenzene	ND	190	56	ug/kg	
135-98-8	sec-Butylbenzene	ND	190	56	ug/kg	
98-06-6	tert-Butylbenzene	ND	190	56	ug/kg	
108-90-7	Chlorobenzene	ND	190	56	ug/kg	
75-00-3	Chloroethane	ND	190	56	ug/kg	
67-66-3	Chloroform	ND	190	56	ug/kg	
95-49-8	o-Chlorotoluene	ND	190	56	ug/kg	
106-43-4	p-Chlorotoluene	ND	190	56	ug/kg	
56-23-5	Carbon tetrachloride	ND	190	38	ug/kg	
75-34-3	1,1-Dichloroethane	ND	190	38	ug/kg	
75-35-4	1,1-Dichloroethylene	ND	190	56	ug/kg	
563-58-6	1,1-Dichloropropene	ND	190	56	ug/kg	
96-12-8	1,2-Dibromo-3-chloropropane	ND	190	38	ug/kg	
106-93-4	1,2-Dibromoethane	ND	190	38	ug/kg	
107-06-2	1,2-Dichloroethane	ND	190	56	ug/kg	
78-87-5	1,2-Dichloropropane	ND	190	56	ug/kg	
142-28-9	1,3-Dichloropropane	ND	190	56	ug/kg	
108-20-3	Di-Isopropyl ether	ND	190	56	ug/kg	
594-20-7	2,2-Dichloropropane	ND	190	56	ug/kg	
124-48-1	Dibromochloromethane	ND	190	38	ug/kg	
75-71-8	Dichlorodifluoromethane	ND	190	38	ug/kg	
156-59-2	cis-1,2-Dichloroethylene	ND	190	56	ug/kg	
10061-01-5	cis-1,3-Dichloropropene	ND	190	56	ug/kg	
541-73-1	m-Dichlorobenzene	ND	190	56	ug/kg	
95-50-1	o-Dichlorobenzene	108	190	56	ug/kg	J
106-46-7	p-Dichlorobenzene	ND	190	56	ug/kg	

ND = Not detected MDL - Method Detection Limit

RL = Reporting Limit

E = Indicates value exceeds calibration range

J = Indicates an estimated value

B = Indicates analyte found in associated method blank

N = Indicates presumptive evidence of a compound

## Report of Analysis

<b>Client Sample ID:</b>	H22-0.6	<b>Date Sampled:</b>	08/30/11
<b>Lab Sample ID:</b>	C17723-23	<b>Date Received:</b>	08/31/11
<b>Matrix:</b>	SO - Soil	<b>Percent Solids:</b>	n/a <sup>a</sup>
<b>Method:</b>	SW846 8260B		
<b>Project:</b>	Romic Soil Investigation(Romic EPA) - 2081 Bay Road,East Palo Alto,CA		

## VOA 8260 List

CAS No.	Compound	Result	RL	MDL	Units	Q
156-60-5	trans-1,2-Dichloroethylene	ND	190	56	ug/kg	
10061-02-6	trans-1,3-Dichloropropene	ND	190	56	ug/kg	
100-41-4	Ethylbenzene	444	190	56	ug/kg	
637-92-3	Ethyl tert-Butyl Ether	ND	190	56	ug/kg	
591-78-6	2-Hexanone	ND	1500	190	ug/kg	
87-68-3	Hexachlorobutadiene	ND	190	38	ug/kg	
98-82-8	Isopropylbenzene	ND	190	56	ug/kg	
99-87-6	p-Isopropyltoluene	ND	190	56	ug/kg	
108-10-1	4-Methyl-2-pentanone	ND	1500	560	ug/kg	
74-83-9	Methyl bromide	ND	190	94	ug/kg	
74-87-3	Methyl chloride	ND	190	56	ug/kg	
74-95-3	Methylene bromide	ND	190	94	ug/kg	
75-09-2	Methylene chloride	ND	940	600	ug/kg	
78-93-3	Methyl ethyl ketone	ND	1500	450	ug/kg	
1634-04-4	Methyl Tert Butyl Ether	ND	190	38	ug/kg	
91-20-3	Naphthalene	72.8	190	56	ug/kg	J
103-65-1	n-Propylbenzene	ND	190	56	ug/kg	
100-42-5	Styrene	ND	190	38	ug/kg	
994-05-8	Tert-Amyl Methyl Ether	ND	190	45	ug/kg	
75-65-0	Tert Butyl Alcohol	ND	1500	380	ug/kg	
630-20-6	1,1,1,2-Tetrachloroethane	ND	190	38	ug/kg	
71-55-6	1,1,1-Trichloroethane	ND	190	56	ug/kg	
79-34-5	1,1,2,2-Tetrachloroethane	ND	190	38	ug/kg	
79-00-5	1,1,2-Trichloroethane	ND	190	38	ug/kg	
87-61-6	1,2,3-Trichlorobenzene	ND	190	56	ug/kg	
96-18-4	1,2,3-Trichloropropane	ND	190	56	ug/kg	
120-82-1	1,2,4-Trichlorobenzene	ND	190	56	ug/kg	
95-63-6	1,2,4-Trimethylbenzene	477	190	56	ug/kg	
108-67-8	1,3,5-Trimethylbenzene	116	190	56	ug/kg	J
127-18-4	Tetrachloroethylene	ND	190	130	ug/kg	
108-88-3	Toluene	1640	190	56	ug/kg	
79-01-6	Trichloroethylene	ND	190	38	ug/kg	
75-69-4	Trichlorofluoromethane	ND	190	45	ug/kg	
75-01-4	Vinyl chloride	ND	190	94	ug/kg	
1330-20-7	Xylene (total)	2480	380	150	ug/kg	

CAS No.	Surrogate Recoveries	Run# 1	Run# 2	Limits
1868-53-7	Dibromofluoromethane	89%		60-130%
2037-26-5	Toluene-D8	102%		60-130%

ND = Not detected MDL - Method Detection Limit

RL = Reporting Limit

E = Indicates value exceeds calibration range

J = Indicates an estimated value

B = Indicates analyte found in associated method blank

N = Indicates presumptive evidence of a compound

## Report of Analysis

<b>Client Sample ID:</b>	H22-0.6	
<b>Lab Sample ID:</b>	C17723-23	<b>Date Sampled:</b> 08/30/11
<b>Matrix:</b>	SO - Soil	<b>Date Received:</b> 08/31/11
<b>Method:</b>	SW846 8260B	<b>Percent Solids:</b> n/a <sup>a</sup>
<b>Project:</b>	Romic Soil Investigation(Romic EPA) - 2081 Bay Road, East Palo Alto, CA	

### VOA 8260 List

CAS No.	Surrogate Recoveries	Run# 1	Run# 2	Limits
460-00-4	4-Bromofluorobenzene	95%		60-130%

(a) All results reported on wet weight basis.

ND = Not detected      MDL - Method Detection Limit  
 RL = Reporting Limit  
 E = Indicates value exceeds calibration range

J = Indicates an estimated value  
 B = Indicates analyte found in associated method blank  
 N = Indicates presumptive evidence of a compound



## Report of Analysis

<b>Client Sample ID:</b>	H22-0.6	<b>Date Sampled:</b>	08/30/11
<b>Lab Sample ID:</b>	C17723-23	<b>Date Received:</b>	08/31/11
<b>Matrix:</b>	SO - Soil	<b>Percent Solids:</b>	n/a <sup>a</sup>
<b>Method:</b>	SW846 8270C SW846 3550B	<b>Project:</b> Romic Soil Investigation(Romic EPA) - 2081 Bay Road, East Palo Alto, CA	

Run #	File ID	DF	Analyzed	By	Prep Date	Prep Batch	Analytical Batch
Run #1 <sup>b</sup>	Y9482.D	2	09/02/11	MT	09/01/11	OP4521	EY453
Run #2							

Run #	Initial Weight	Final Volume
Run #1	10.0 g	1.0 ml
Run #2		

## ABN Full List

CAS No.	Compound	Result	RL	MDL	Units	Q
65-85-0	Benzoic acid	ND	2000	1800	ug/kg	
95-57-8	2-Chlorophenol	ND	2000	1400	ug/kg	
59-50-7	4-Chloro-3-methyl phenol	ND	1000	840	ug/kg	
120-83-2	2,4-Dichlorophenol	ND	1000	280	ug/kg	
105-67-9	2,4-Dimethylphenol	ND	1000	300	ug/kg	
51-28-5	2,4-Dinitrophenol	ND	5000	1700	ug/kg	
534-52-1	4,6-Dinitro-o-cresol	ND	4000	2100	ug/kg	
95-48-7	2-Methylphenol	ND	1000	340	ug/kg	
	3&4-Methylphenol	ND	1000	300	ug/kg	
88-75-5	2-Nitrophenol	ND	1000	260	ug/kg	
100-02-7	4-Nitrophenol	ND	4000	2500	ug/kg	
87-86-5	Pentachlorophenol	ND	1000	840	ug/kg	
108-95-2	Phenol	ND	4000	2600	ug/kg	
95-95-4	2,4,5-Trichlorophenol	ND	1000	240	ug/kg	
88-06-2	2,4,6-Trichlorophenol	ND	1000	320	ug/kg	
83-32-9	Acenaphthene	ND	2000	1000	ug/kg	
208-96-8	Acenaphthylene	ND	1000	400	ug/kg	
62-53-3	Aniline	ND	1000	280	ug/kg	
120-12-7	Anthracene	ND	1000	200	ug/kg	
103-33-3	Azobenzene	ND	1000	340	ug/kg	
92-87-5	Benzidine	ND	5000	1500	ug/kg	
56-55-3	Benzo(a)anthracene	ND	1000	140	ug/kg	
50-32-8	Benzo(a)pyrene	ND	1000	180	ug/kg	
205-99-2	Benzo(b)fluoranthene	ND	1000	120	ug/kg	
191-24-2	Benzo(g,h,i)perylene	ND	1000	300	ug/kg	
207-08-9	Benzo(k)fluoranthene	ND	1000	240	ug/kg	
101-55-3	4-Bromophenyl phenyl ether	ND	1000	300	ug/kg	
85-68-7	Butyl benzyl phthalate	ND	1000	220	ug/kg	
100-51-6	Benzyl Alcohol	ND	2000	320	ug/kg	
91-58-7	2-Chloronaphthalene	ND	1000	360	ug/kg	
106-47-8	4-Chloroaniline	ND	1000	280	ug/kg	
86-74-8	Carbazole	ND	1000	160	ug/kg	

ND = Not detected MDL - Method Detection Limit

RL = Reporting Limit

E = Indicates value exceeds calibration range

J = Indicates an estimated value

B = Indicates analyte found in associated method blank

N = Indicates presumptive evidence of a compound

## Report of Analysis

<b>Client Sample ID:</b>	H22-0.6	<b>Date Sampled:</b>	08/30/11
<b>Lab Sample ID:</b>	C17723-23	<b>Date Received:</b>	08/31/11
<b>Matrix:</b>	SO - Soil	<b>Percent Solids:</b>	n/a <sup>a</sup>
<b>Method:</b>	SW846 8270C SW846 3550B		
<b>Project:</b>	Romic Soil Investigation(Romic EPA) - 2081 Bay Road,East Palo Alto,CA		

## ABN Full List

CAS No.	Compound	Result	RL	MDL	Units	Q
218-01-9	Chrysene	ND	1000	200	ug/kg	
111-91-1	bis(2-Chloroethoxy)methane	ND	1000	360	ug/kg	
111-44-4	bis(2-Chloroethyl)ether	ND	1000	460	ug/kg	
108-60-1	bis(2-Chloroisopropyl)ether	ND	1000	540	ug/kg	
7005-72-3	4-Chlorophenyl phenyl ether	ND	1000	380	ug/kg	
95-50-1	1,2-Dichlorobenzene	ND	1000	320	ug/kg	
541-73-1	1,3-Dichlorobenzene	ND	1000	300	ug/kg	
106-46-7	1,4-Dichlorobenzene	ND	1000	840	ug/kg	
121-14-2	2,4-Dinitrotoluene	ND	1000	920	ug/kg	
606-20-2	2,6-Dinitrotoluene	ND	2000	640	ug/kg	
91-94-1	3,3'-Dichlorobenzidine	ND	5000	280	ug/kg	
53-70-3	Dibenzo(a,h)anthracene	ND	1000	260	ug/kg	
132-64-9	Dibenzofuran	ND	1000	320	ug/kg	
122-39-4	Diphenylamine	ND	1000	240	ug/kg	
84-74-2	Di-n-butyl phthalate	ND	1000	200	ug/kg	
117-84-0	Di-n-octyl phthalate	ND	1000	260	ug/kg	
84-66-2	Diethyl phthalate	ND	1000	340	ug/kg	
131-11-3	Dimethyl phthalate	ND	1000	360	ug/kg	
117-81-7	bis(2-Ethylhexyl)phthalate	492	1000	440	ug/kg	J
206-44-0	Fluoranthene	ND	1000	200	ug/kg	
86-73-7	Fluorene	ND	1000	360	ug/kg	
118-74-1	Hexachlorobenzene	ND	1000	260	ug/kg	
87-68-3	Hexachlorobutadiene	ND	1000	380	ug/kg	
77-47-4	Hexachlorocyclopentadiene	ND	1000	280	ug/kg	
67-72-1	Hexachloroethane	ND	1000	320	ug/kg	
193-39-5	Indeno(1,2,3-cd)pyrene	ND	1000	280	ug/kg	
78-59-1	Isophorone	ND	1000	340	ug/kg	
90-12-0	1-Methylnaphthalene	ND	1000	320	ug/kg	
91-57-6	2-Methylnaphthalene	ND	1000	320	ug/kg	
88-74-4	2-Nitroaniline	ND	1000	240	ug/kg	
99-09-2	3-Nitroaniline	ND	1000	240	ug/kg	
100-01-6	4-Nitroaniline	ND	1000	600	ug/kg	
91-20-3	Naphthalene	ND	1000	340	ug/kg	
98-95-3	Nitrobenzene	ND	1000	320	ug/kg	
62-75-9	N-Nitrosodimethylamine	ND	10000	4400	ug/kg	
621-64-7	N-Nitroso-di-n-propylamine	ND	2000	1100	ug/kg	
85-01-8	Phenanthrene	ND	1000	220	ug/kg	
129-00-0	Pyrene	ND	2000	1400	ug/kg	
110-86-1	Pyridine	ND	4000	440	ug/kg	
120-82-1	1,2,4-Trichlorobenzene	ND	1000	680	ug/kg	

ND = Not detected MDL - Method Detection Limit

RL = Reporting Limit

E = Indicates value exceeds calibration range

J = Indicates an estimated value

B = Indicates analyte found in associated method blank

N = Indicates presumptive evidence of a compound

## Report of Analysis

<b>Client Sample ID:</b> H22-0.6		
<b>Lab Sample ID:</b> C17723-23		<b>Date Sampled:</b> 08/30/11
<b>Matrix:</b> SO - Soil		<b>Date Received:</b> 08/31/11
<b>Method:</b> SW846 8270C SW846 3550B		<b>Percent Solids:</b> n/a <sup>a</sup>
<b>Project:</b> Romic Soil Investigation(Romic EPA) - 2081 Bay Road, East Palo Alto, CA		

### ABN Full List

CAS No.	Surrogate Recoveries	Run# 1	Run# 2	Limits
367-12-4	2-Fluorophenol	35%		20-100%
4165-62-2	Phenol-d5	38%		20-100%
118-79-6	2,4,6-Tribromophenol	84%		30-100%
4165-60-0	Nitrobenzene-d5	31%		20-100%
321-60-8	2-Fluorobiphenyl	38%		20-106%
1718-51-0	Terphenyl-d14	101%		55-130%

- (a) All results reported on wet weight basis.
- (b) Dilution required due to matrix interference; non-target hydrocarbons.

ND = Not detected      MDL - Method Detection Limit  
 RL = Reporting Limit  
 E = Indicates value exceeds calibration range

J = Indicates an estimated value  
 B = Indicates analyte found in associated method blank  
 N = Indicates presumptive evidence of a compound

## Report of Analysis

<b>Client Sample ID:</b> H22-0.6		<b>Date Sampled:</b> 08/30/11
<b>Lab Sample ID:</b> C17723-23		<b>Date Received:</b> 08/31/11
<b>Matrix:</b> SO - Soil		<b>Percent Solids:</b> n/a <sup>a</sup>
<b>Method:</b> SW846 8015B		
<b>Project:</b> Romc Soil Investigation(Romc EPA) - 2081 Bay Road, East Palo Alto, CA		

Run #	File ID	DF	Analyzed	By	Prep Date	Prep Batch	Analytical Batch
Run #1	JK22573.D	1	09/09/11	TT	n/a	n/a	GJK929
Run #2 <sup>b</sup>	JK22575.D	1	09/09/11	TT	n/a	n/a	GJK929

Run #	Initial Weight	Final Volume	Methanol Aliquot
Run #1	6.64 g	5.0 ml	100 ul
Run #2	6.64 g	5.0 ml	100 ul

**TPH Volatiles**

CAS No.	Compound	Result	RL	MDL	Units	Q
	TPH-GRO (C6-C10)	14.7	3.8	1.9	mg/kg	

CAS No.	Surrogate Recoveries	Run# 1	Run# 2	Limits
98-08-8	aaa-Trifluorotoluene	45% <sup>c</sup>	38% <sup>c</sup>	60-157%

- (a) All results reported on wet weight basis.
- (b) Confirmation run.
- (c) Outside control limits due to matrix interference.

---

ND = Not detected	MDL - Method Detection Limit	J = Indicates an estimated value
RL = Reporting Limit		B = Indicates analyte found in associated method blank
E = Indicates value exceeds calibration range		N = Indicates presumptive evidence of a compound

## Report of Analysis

<b>Client Sample ID:</b>	H22-0.6	
<b>Lab Sample ID:</b>	C17723-23	<b>Date Sampled:</b> 08/30/11
<b>Matrix:</b>	SO - Soil	<b>Date Received:</b> 08/31/11
<b>Method:</b>	SW846 8081A SW846 3545A	<b>Percent Solids:</b> n/a <sup>a</sup>
<b>Project:</b>	Romic Soil Investigation(Romic EPA) - 2081 Bay Road, East Palo Alto, CA	

	File ID	DF	Analyzed	By	Prep Date	Prep Batch	Analytical Batch
Run #1 <sup>b</sup>	PP21866.D	20	09/07/11	RV	09/01/11	OP4516	GPP727
Run #2							

	Initial Weight	Final Volume
Run #1	10.1 g	10.0 ml
Run #2		

## Pesticide PPL List

CAS No.	Compound	Result	RL	MDL	Units	Q
309-00-2	Aldrin	ND	200	24	ug/kg	
319-84-6	alpha-BHC	ND	200	22	ug/kg	
319-85-7	beta-BHC	ND	200	48	ug/kg	
319-86-8	delta-BHC	ND	200	24	ug/kg	
58-89-9	gamma-BHC (Lindane)	ND	200	24	ug/kg	
12789-03-6	Chlordane	ND	2000	2000	ug/kg	
60-57-1	Dieldrin	ND	200	36	ug/kg	
72-54-8	4,4' -DDD	ND	200	42	ug/kg	
72-55-9	4,4' -DDE	ND	200	36	ug/kg	
50-29-3	4,4' -DDT	ND	200	30	ug/kg	
72-20-8	Endrin	ND	200	36	ug/kg	
7421-93-4	Endrin aldehyde	ND	200	36	ug/kg	
959-98-8	Endosulfan-I	ND	200	34	ug/kg	
33213-65-9	Endosulfan-II	ND	200	36	ug/kg	
1031-07-8	Endosulfan sulfate	ND	200	34	ug/kg	
76-44-8	Heptachlor	ND	200	28	ug/kg	
1024-57-3	Heptachlor epoxide	ND	200	30	ug/kg	
72-43-5	Methoxychlor	ND	200	32	ug/kg	
8001-35-2	Toxaphene	ND	2000	2000	ug/kg	

CAS No.	Surrogate Recoveries	Run# 1	Run# 2	Limits
877-09-8	Tetrachloro-m-xylene	55%		35-132%
877-09-8	Tetrachloro-m-xylene	62%		35-132%
2051-24-3	Decachlorobiphenyl	116%		35-132%
2051-24-3	Decachlorobiphenyl	108%		35-132%

(a) All results reported on wet weight basis.

(b) Reporting limits raised due to high concentration of non-target compounds (hydrocarbons).

ND = Not detected      MDL - Method Detection Limit

RL = Reporting Limit

E = Indicates value exceeds calibration range

J = Indicates an estimated value

B = Indicates analyte found in associated method blank

N = Indicates presumptive evidence of a compound

## Report of Analysis

<b>Client Sample ID:</b>	H22-0.6	
<b>Lab Sample ID:</b>	C17723-23	<b>Date Sampled:</b> 08/30/11
<b>Matrix:</b>	SO - Soil	<b>Date Received:</b> 08/31/11
<b>Method:</b>	SW846 8082 SW846 3550B	<b>Percent Solids:</b> n/a <sup>a</sup>
<b>Project:</b>	Romic Soil Investigation(Romic EPA) - 2081 Bay Road, East Palo Alto, CA	

Run #1	File ID	DF	Analyzed	By	Prep Date	Prep Batch	Analytical Batch
Run #1	OO24484.D	1	09/09/11	RV	09/07/11	OP4552	G00771
Run #2							

Run #1	Initial Weight	Final Volume
Run #1	1.00 g	10.0 ml
Run #2		

### PCB List

CAS No.	Compound	Result	RL	MDL	Units	Q
12674-11-2	Aroclor 1016	ND	1000	170	ug/kg	
11104-28-2	Aroclor 1221	ND	1000	500	ug/kg	
11141-16-5	Aroclor 1232	ND	1000	500	ug/kg	
53469-21-9	Aroclor 1242	ND	1000	500	ug/kg	
12672-29-6	Aroclor 1248	ND	1000	500	ug/kg	
11097-69-1	Aroclor 1254	ND	1000	500	ug/kg	
11096-82-5	Aroclor 1260	ND	1000	200	ug/kg	

CAS No.	Surrogate Recoveries	Run# 1	Run# 2	Limits
877-09-8	Tetrachloro-m-xylene	62%		45-108%
877-09-8	Tetrachloro-m-xylene	59%		45-108%
2051-24-3	Decachlorobiphenyl	103%		54-121%
2051-24-3	Decachlorobiphenyl	91%		54-121%

(a) All results reported on wet weight basis.

ND = Not detected      MDL - Method Detection Limit  
 RL = Reporting Limit  
 E = Indicates value exceeds calibration range

J = Indicates an estimated value  
 B = Indicates analyte found in associated method blank  
 N = Indicates presumptive evidence of a compound

## Report of Analysis

<b>Client Sample ID:</b> H22-0.6		<b>Date Sampled:</b> 08/30/11
<b>Lab Sample ID:</b> C17723-23		<b>Date Received:</b> 08/31/11
<b>Matrix:</b> SO - Soil		<b>Percent Solids:</b> n/a <sup>a</sup>
<b>Method:</b> SW846 8015B M SW846 3545A		
<b>Project:</b> Romic Soil Investigation(Romic EPA) - 2081 Bay Road, East Palo Alto, CA		

	File ID	DF	Analyzed	By	Prep Date	Prep Batch	Analytical Batch
Run #1	HH16786.D	3	09/07/11	JH	09/02/11	OP4524	GHH559
Run #2							

	Initial Weight	Final Volume
Run #1	10.1 g	1.0 ml
Run #2		

### TPH Extractable w/ Silica Gel Cleanup

CAS No.	Compound	Result	RL	MDL	Units	Q
	TPH (C10-C28)	50.5	30	15	mg/kg	
	TPH (> C28-C40)	133	59	30	mg/kg	

CAS No.	Surrogate Recoveries	Run# 1	Run# 2	Limits
630-01-3	Hexacosane	83%		45-140%

(a) All results reported on wet weight basis.

ND = Not detected      MDL - Method Detection Limit  
 RL = Reporting Limit  
 E = Indicates value exceeds calibration range

J = Indicates an estimated value  
 B = Indicates analyte found in associated method blank  
 N = Indicates presumptive evidence of a compound

## Report of Analysis

<b>Client Sample ID:</b> H22-0.6	<b>Date Sampled:</b> 08/30/11
<b>Lab Sample ID:</b> C17723-23	<b>Date Received:</b> 08/31/11
<b>Matrix:</b> SO - Soil	<b>Percent Solids:</b> n/a <sup>a</sup>
<b>Project:</b> Romic Soil Investigation(Romic EPA) - 2081 Bay Road,East Palo Alto,CA	

## Metals Analysis

Analyte	Result	RL	Units	DF	Prep	Analyzed By	Method	Prep Method
Antimony	3.2	1.8	mg/kg	1	09/04/11	09/06/11 RS	SW846 6010B <sup>1</sup>	SW846 3050B <sup>3</sup>
Arsenic	2.0	1.8	mg/kg	1	09/04/11	09/06/11 RS	SW846 6010B <sup>1</sup>	SW846 3050B <sup>3</sup>
Barium	58.7	18	mg/kg	1	09/04/11	09/06/11 RS	SW846 6010B <sup>1</sup>	SW846 3050B <sup>3</sup>
Beryllium	2.8	0.92	mg/kg	1	09/04/11	09/06/11 RS	SW846 6010B <sup>1</sup>	SW846 3050B <sup>3</sup>
Cadmium	< 0.92	0.92	mg/kg	1	09/04/11	09/06/11 RS	SW846 6010B <sup>1</sup>	SW846 3050B <sup>3</sup>
Chromium	43.8	0.92	mg/kg	1	09/04/11	09/06/11 RS	SW846 6010B <sup>1</sup>	SW846 3050B <sup>3</sup>
Cobalt	27.7	0.92	mg/kg	1	09/04/11	09/06/11 RS	SW846 6010B <sup>1</sup>	SW846 3050B <sup>3</sup>
Copper	53.1	2.3	mg/kg	1	09/04/11	09/06/11 RS	SW846 6010B <sup>1</sup>	SW846 3050B <sup>3</sup>
Lead	14.0	1.8	mg/kg	1	09/04/11	09/06/11 RS	SW846 6010B <sup>1</sup>	SW846 3050B <sup>3</sup>
Mercury	< 0.040	0.040	mg/kg	1	09/09/11	09/10/11 RW	SW846 7471A <sup>2</sup>	SW846 7471A <sup>4</sup>
Molybdenum <sup>b</sup>	< 3.6	3.6	mg/kg	1	09/04/11	09/06/11 RS	SW846 6010B <sup>1</sup>	SW846 3050B <sup>3</sup>
Nickel	41.4	0.92	mg/kg	1	09/04/11	09/06/11 RS	SW846 6010B <sup>1</sup>	SW846 3050B <sup>3</sup>
Selenium <sup>b</sup>	< 3.6	3.6	mg/kg	1	09/04/11	09/06/11 RS	SW846 6010B <sup>1</sup>	SW846 3050B <sup>3</sup>
Silver	3.7	0.92	mg/kg	1	09/04/11	09/06/11 RS	SW846 6010B <sup>1</sup>	SW846 3050B <sup>3</sup>
Thallium	< 1.8	1.8	mg/kg	1	09/04/11	09/06/11 RS	SW846 6010B <sup>1</sup>	SW846 3050B <sup>3</sup>
Vanadium	87.6	0.92	mg/kg	1	09/04/11	09/06/11 RS	SW846 6010B <sup>1</sup>	SW846 3050B <sup>3</sup>
Zinc	89.8	1.8	mg/kg	1	09/04/11	09/06/11 RS	SW846 6010B <sup>1</sup>	SW846 3050B <sup>3</sup>

(1) Instrument QC Batch: MA2077

(2) Instrument QC Batch: MA2085

(3) Prep QC Batch: MP3925

(4) Prep QC Batch: MP3952

(a) All results reported on wet weight basis.

(b) Elevated reporting limit(s) due to matrix interference and/or dilution required for high interfering element.

RL = Reporting Limit



## Report of Analysis

<b>Client Sample ID:</b>	H22-3.0	<b>Date Sampled:</b>	08/30/11
<b>Lab Sample ID:</b>	C17723-24	<b>Date Received:</b>	08/31/11
<b>Matrix:</b>	SO - Soil	<b>Percent Solids:</b>	n/a <sup>a</sup>
<b>Method:</b>	SW846 8260B	<b>Project:</b> Romic Soil Investigation(Romic EPA) - 2081 Bay Road, East Palo Alto, CA	

Run #1	File ID	DF	Analyzed	By	Prep Date	Prep Batch	Analytical Batch
Run #1	M27401.D	1	09/09/11	XB	n/a	n/a	VM870
Run #2							

Run #1	Initial Weight	Final Volume	Methanol Aliquot
Run #1	4.34 g	5.0 ml	1.0 ul
Run #2			

## VOA 8260 List

CAS No.	Compound	Result	RL	MDL	Units	Q
67-64-1	Acetone	ND	580000	120000	ug/kg	
71-43-2	Benzene	ND	29000	8600	ug/kg	
108-86-1	Bromobenzene	ND	29000	8600	ug/kg	
74-97-5	Bromochloromethane	ND	29000	8600	ug/kg	
75-27-4	Bromodichloromethane	ND	29000	5800	ug/kg	
75-25-2	Bromoform	ND	29000	5800	ug/kg	
104-51-8	n-Butylbenzene	ND	29000	8600	ug/kg	
135-98-8	sec-Butylbenzene	ND	29000	8600	ug/kg	
98-06-6	tert-Butylbenzene	ND	29000	8600	ug/kg	
108-90-7	Chlorobenzene	ND	29000	8600	ug/kg	
75-00-3	Chloroethane	ND	29000	8600	ug/kg	
67-66-3	Chloroform	ND	29000	8600	ug/kg	
95-49-8	o-Chlorotoluene	ND	29000	8600	ug/kg	
106-43-4	p-Chlorotoluene	ND	29000	8600	ug/kg	
56-23-5	Carbon tetrachloride	ND	29000	5800	ug/kg	
75-34-3	1,1-Dichloroethane	ND	29000	5800	ug/kg	
75-35-4	1,1-Dichloroethylene	ND	29000	8600	ug/kg	
563-58-6	1,1-Dichloropropene	ND	29000	8600	ug/kg	
96-12-8	1,2-Dibromo-3-chloropropane	ND	29000	5800	ug/kg	
106-93-4	1,2-Dibromoethane	ND	29000	5800	ug/kg	
107-06-2	1,2-Dichloroethane	ND	29000	8600	ug/kg	
78-87-5	1,2-Dichloropropane	ND	29000	8600	ug/kg	
142-28-9	1,3-Dichloropropane	ND	29000	8600	ug/kg	
108-20-3	Di-Isopropyl ether	ND	29000	8600	ug/kg	
594-20-7	2,2-Dichloropropane	ND	29000	8600	ug/kg	
124-48-1	Dibromochloromethane	ND	29000	5800	ug/kg	
75-71-8	Dichlorodifluoromethane	ND	29000	5800	ug/kg	
156-59-2	cis-1,2-Dichloroethylene	ND	29000	8600	ug/kg	
10061-01-5	cis-1,3-Dichloropropene	ND	29000	8600	ug/kg	
541-73-1	m-Dichlorobenzene	ND	29000	8600	ug/kg	
95-50-1	o-Dichlorobenzene	ND	29000	8600	ug/kg	
106-46-7	p-Dichlorobenzene	ND	29000	8600	ug/kg	

ND = Not detected MDL - Method Detection Limit

RL = Reporting Limit

E = Indicates value exceeds calibration range

J = Indicates an estimated value

B = Indicates analyte found in associated method blank

N = Indicates presumptive evidence of a compound

## Report of Analysis

<b>Client Sample ID:</b>	H22-3.0	<b>Date Sampled:</b>	08/30/11
<b>Lab Sample ID:</b>	C17723-24	<b>Date Received:</b>	08/31/11
<b>Matrix:</b>	SO - Soil	<b>Percent Solids:</b>	n/a <sup>a</sup>
<b>Method:</b>	SW846 8260B		
<b>Project:</b>	Romic Soil Investigation(Romic EPA) - 2081 Bay Road,East Palo Alto,CA		

## VOA 8260 List

CAS No.	Compound	Result	RL	MDL	Units	Q
156-60-5	trans-1,2-Dichloroethylene	ND	29000	8600	ug/kg	
10061-02-6	trans-1,3-Dichloropropene	ND	29000	8600	ug/kg	
100-41-4	Ethylbenzene	125000	29000	8600	ug/kg	
637-92-3	Ethyl tert-Butyl Ether	ND	29000	8600	ug/kg	
591-78-6	2-Hexanone	ND	230000	29000	ug/kg	
87-68-3	Hexachlorobutadiene	ND	29000	5800	ug/kg	
98-82-8	Isopropylbenzene	ND	29000	8600	ug/kg	
99-87-6	p-Isopropyltoluene	ND	29000	8600	ug/kg	
108-10-1	4-Methyl-2-pentanone	ND	230000	86000	ug/kg	
74-83-9	Methyl bromide	ND	29000	14000	ug/kg	
74-87-3	Methyl chloride	ND	29000	8600	ug/kg	
74-95-3	Methylene bromide	ND	29000	14000	ug/kg	
75-09-2	Methylene chloride	110000	140000	92000	ug/kg	J
78-93-3	Methyl ethyl ketone	683000	230000	69000	ug/kg	
1634-04-4	Methyl Tert Butyl Ether	ND	29000	5800	ug/kg	
91-20-3	Naphthalene	363000	29000	8600	ug/kg	
103-65-1	n-Propylbenzene	16400	29000	8600	ug/kg	J
100-42-5	Styrene	ND	29000	5800	ug/kg	
994-05-8	Tert-Amyl Methyl Ether	ND	29000	6900	ug/kg	
75-65-0	Tert Butyl Alcohol	ND	230000	58000	ug/kg	
630-20-6	1,1,1,2-Tetrachloroethane	ND	29000	5800	ug/kg	
71-55-6	1,1,1-Trichloroethane	ND	29000	8600	ug/kg	
79-34-5	1,1,2,2-Tetrachloroethane	ND	29000	5800	ug/kg	
79-00-5	1,1,2-Trichloroethane	94300	29000	5800	ug/kg	
87-61-6	1,2,3-Trichlorobenzene	ND	29000	8600	ug/kg	
96-18-4	1,2,3-Trichloropropane	ND	29000	8600	ug/kg	
120-82-1	1,2,4-Trichlorobenzene	11600	29000	8600	ug/kg	J
95-63-6	1,2,4-Trimethylbenzene	208000	29000	8600	ug/kg	
108-67-8	1,3,5-Trimethylbenzene	41100	29000	8600	ug/kg	
127-18-4	Tetrachloroethylene	94600	29000	20000	ug/kg	
108-88-3	Toluene	370000	29000	8600	ug/kg	
79-01-6	Trichloroethylene	34900	29000	5800	ug/kg	
75-69-4	Trichlorofluoromethane	ND	29000	6900	ug/kg	
75-01-4	Vinyl chloride	ND	29000	14000	ug/kg	
1330-20-7	Xylene (total)	670000	58000	23000	ug/kg	

CAS No.	Surrogate Recoveries	Run# 1	Run# 2	Limits
1868-53-7	Dibromofluoromethane	91%		60-130%
2037-26-5	Toluene-D8	104%		60-130%

ND = Not detected MDL - Method Detection Limit

RL = Reporting Limit

E = Indicates value exceeds calibration range

J = Indicates an estimated value

B = Indicates analyte found in associated method blank

N = Indicates presumptive evidence of a compound

## Report of Analysis

<b>Client Sample ID:</b>	H22-3.0		
<b>Lab Sample ID:</b>	C17723-24	<b>Date Sampled:</b>	08/30/11
<b>Matrix:</b>	SO - Soil	<b>Date Received:</b>	08/31/11
<b>Method:</b>	SW846 8260B	<b>Percent Solids:</b>	n/a <sup>a</sup>
<b>Project:</b>	Romic Soil Investigation(Romic EPA) - 2081 Bay Road, East Palo Alto, CA		

### VOA 8260 List

CAS No.	Surrogate Recoveries	Run# 1	Run# 2	Limits
460-00-4	4-Bromofluorobenzene	96%		60-130%

(a) All results reported on wet weight basis.

ND = Not detected      MDL - Method Detection Limit  
 RL = Reporting Limit  
 E = Indicates value exceeds calibration range

J = Indicates an estimated value  
 B = Indicates analyte found in associated method blank  
 N = Indicates presumptive evidence of a compound

## Report of Analysis

<b>Client Sample ID:</b>	H22-3.0	<b>Date Sampled:</b>	08/30/11
<b>Lab Sample ID:</b>	C17723-24	<b>Date Received:</b>	08/31/11
<b>Matrix:</b>	SO - Soil	<b>Percent Solids:</b>	n/a <sup>a</sup>
<b>Method:</b>	SW846 8270C SW846 3550B	<b>Project:</b> Rominc Soil Investigation(Rominc EPA) - 2081 Bay Road,East Palo Alto,CA	

Run #	File ID	DF	Analyzed	By	Prep Date	Prep Batch	Analytical Batch
Run #1	Y9519.D	5	09/04/11	MT	09/01/11	OP4521	EY454
Run #2	Y9531.D	10	09/06/11	MT	09/01/11	OP4521	EY455
Run #3	Y9539.D	50	09/06/11	MT	09/01/11	OP4521	EY455

Run #	Initial Weight	Final Volume
Run #1	1.00 g	1.0 ml
Run #2	1.00 g	1.0 ml
Run #3	1.00 g	1.0 ml

## ABN Full List

CAS No.	Compound	Result	RL	MDL	Units	Q
65-85-0	Benzoic acid	ND	50000	45000	ug/kg	
95-57-8	2-Chlorophenol	ND	50000	34000	ug/kg	
59-50-7	4-Chloro-3-methyl phenol	ND	25000	21000	ug/kg	
120-83-2	2,4-Dichlorophenol	ND	25000	7000	ug/kg	
105-67-9	2,4-Dimethylphenol	ND	25000	7500	ug/kg	
51-28-5	2,4-Dinitrophenol	ND	130000	43000	ug/kg	
534-52-1	4,6-Dinitro-o-cresol	ND	100000	52000	ug/kg	
95-48-7	2-Methylphenol	ND	25000	8500	ug/kg	
	3&4-Methylphenol	ND	25000	7500	ug/kg	
88-75-5	2-Nitrophenol	ND	25000	6500	ug/kg	
100-02-7	4-Nitrophenol	ND	100000	62000	ug/kg	
87-86-5	Pentachlorophenol	ND	25000	21000	ug/kg	
108-95-2	Phenol	132000 <sup>b</sup>	200000	130000	ug/kg	J
95-95-4	2,4,5-Trichlorophenol	ND	25000	6000	ug/kg	
88-06-2	2,4,6-Trichlorophenol	ND	25000	8000	ug/kg	
83-32-9	Acenaphthene	ND	50000	25000	ug/kg	
208-96-8	Acenaphthylene	ND	25000	10000	ug/kg	
62-53-3	Aniline	ND	25000	7000	ug/kg	
120-12-7	Anthracene	ND	25000	5000	ug/kg	
103-33-3	Azobenzene	ND	25000	8500	ug/kg	
92-87-5	Benzidine	ND	130000	37000	ug/kg	
56-55-3	Benzo(a)anthracene	ND	25000	3500	ug/kg	
50-32-8	Benzo(a)pyrene	ND	25000	4500	ug/kg	
205-99-2	Benzo(b)fluoranthene	ND	25000	3000	ug/kg	
191-24-2	Benzo(g,h,i)perylene	ND	25000	7500	ug/kg	
207-08-9	Benzo(k)fluoranthene	ND	25000	6000	ug/kg	
101-55-3	4-Bromophenyl phenyl ether	ND	25000	7500	ug/kg	
85-68-7	Butyl benzyl phthalate	972000 <sup>b</sup>	50000	11000	ug/kg	
100-51-6	Benzyl Alcohol	ND	50000	8000	ug/kg	
91-58-7	2-Chloronaphthalene	ND	25000	9000	ug/kg	

ND = Not detected MDL - Method Detection Limit

J = Indicates an estimated value

RL = Reporting Limit

B = Indicates analyte found in associated method blank

E = Indicates value exceeds calibration range

N = Indicates presumptive evidence of a compound

## Report of Analysis

<b>Client Sample ID:</b>	H22-3.0	<b>Date Sampled:</b>	08/30/11
<b>Lab Sample ID:</b>	C17723-24	<b>Date Received:</b>	08/31/11
<b>Matrix:</b>	SO - Soil	<b>Percent Solids:</b>	n/a <sup>a</sup>
<b>Method:</b>	SW846 8270C SW846 3550B		
<b>Project:</b>	Romic Soil Investigation(Romic EPA) - 2081 Bay Road, East Palo Alto, CA		

## ABN Full List

CAS No.	Compound	Result	RL	MDL	Units	Q
106-47-8	4-Chloroaniline	ND	25000	7000	ug/kg	
86-74-8	Carbazole	ND	25000	4000	ug/kg	
218-01-9	Chrysene	ND	25000	5000	ug/kg	
111-91-1	bis(2-Chloroethoxy)methane	ND	25000	9000	ug/kg	
111-44-4	bis(2-Chloroethyl)ether	ND	25000	12000	ug/kg	
108-60-1	bis(2-Chloroisopropyl)ether	ND	25000	14000	ug/kg	
7005-72-3	4-Chlorophenyl phenyl ether	ND	25000	9500	ug/kg	
95-50-1	1,2-Dichlorobenzene	ND	25000	8000	ug/kg	
541-73-1	1,3-Dichlorobenzene	ND	25000	7500	ug/kg	
106-46-7	1,4-Dichlorobenzene	ND	25000	21000	ug/kg	
121-14-2	2,4-Dinitrotoluene	ND	25000	23000	ug/kg	
606-20-2	2,6-Dinitrotoluene	ND	50000	16000	ug/kg	
91-94-1	3,3'-Dichlorobenzidine	ND	130000	7000	ug/kg	
53-70-3	Dibenzo(a,h)anthracene	ND	25000	6500	ug/kg	
132-64-9	Dibenzofuran	ND	25000	8000	ug/kg	
122-39-4	Diphenylamine	ND	25000	6000	ug/kg	
84-74-2	Di-n-butyl phthalate	33900	25000	5000	ug/kg	
117-84-0	Di-n-octyl phthalate	34400	25000	6500	ug/kg	
84-66-2	Diethyl phthalate	34900	25000	8500	ug/kg	
131-11-3	Dimethyl phthalate	71500	25000	9000	ug/kg	
117-81-7	bis(2-Ethylhexyl)phthalate	247000	25000	11000	ug/kg	
206-44-0	Fluoranthene	ND	25000	5000	ug/kg	
86-73-7	Fluorene	ND	25000	9000	ug/kg	
118-74-1	Hexachlorobenzene	7270	25000	6500	ug/kg	J
87-68-3	Hexachlorobutadiene	ND	25000	9500	ug/kg	
77-47-4	Hexachlorocyclopentadiene	ND	25000	7000	ug/kg	
67-72-1	Hexachloroethane	ND	25000	8000	ug/kg	
193-39-5	Indeno(1,2,3-cd)pyrene	ND	25000	7000	ug/kg	
78-59-1	Isophorone	3860000 <sup>c</sup>	250000	85000	ug/kg	
90-12-0	1-Methylnaphthalene	36300	25000	8000	ug/kg	
91-57-6	2-Methylnaphthalene	72600	25000	8000	ug/kg	
88-74-4	2-Nitroaniline	ND	25000	6000	ug/kg	
99-09-2	3-Nitroaniline	ND	25000	6000	ug/kg	
100-01-6	4-Nitroaniline	ND	25000	15000	ug/kg	
91-20-3	Naphthalene	299000	25000	8500	ug/kg	
98-95-3	Nitrobenzene	ND	25000	8000	ug/kg	
62-75-9	N-Nitrosodimethylamine	ND	250000	110000	ug/kg	
621-64-7	N-Nitroso-di-n-propylamine	ND	50000	28000	ug/kg	
85-01-8	Phenanthrene	ND	25000	5500	ug/kg	
129-00-0	Pyrene	ND	50000	34000	ug/kg	

ND = Not detected MDL - Method Detection Limit

RL = Reporting Limit

E = Indicates value exceeds calibration range

J = Indicates an estimated value

B = Indicates analyte found in associated method blank

N = Indicates presumptive evidence of a compound

## Report of Analysis

<b>Client Sample ID:</b>	H22-3.0		<b>Date Sampled:</b>	08/30/11
<b>Lab Sample ID:</b>	C17723-24		<b>Date Received:</b>	08/31/11
<b>Matrix:</b>	SO - Soil		<b>Percent Solids:</b>	n/a <sup>a</sup>
<b>Method:</b>	SW846 8270C SW846 3550B			
<b>Project:</b>	Romic Soil Investigation(Romic EPA) - 2081 Bay Road, East Palo Alto, CA			

### ABN Full List

CAS No.	Compound	Result	RL	MDL	Units	Q
110-86-1	Pyridine	ND	100000	11000	ug/kg	
120-82-1	1,2,4-Trichlorobenzene	ND	25000	17000	ug/kg	

CAS No.	Surrogate Recoveries	Run# 1	Run# 2	Run# 3	Limits
367-12-4	2-Fluorophenol	1% <sup>d</sup>	9% <sup>d</sup>	16% <sup>d</sup>	20-100%
4165-62-2	Phenol-d5	11% <sup>d</sup>	25%	23%	20-100%
118-79-6	2,4,6-Tribromophenol	31%	30%	30%	30-100%
4165-60-0	Nitrobenzene-d5	24%	23%	27%	20-100%
321-60-8	2-Fluorobiphenyl	31%	30%	28%	20-106%
1718-51-0	Terphenyl-d14	39% <sup>d</sup>	35% <sup>d</sup>	38% <sup>d</sup>	55-130%

- (a) All results reported on wet weight basis.
- (b) Result is from Run# 2
- (c) Result is from Run# 3
- (d) Outside control limits due to matrix interference.

ND = Not detected      MDL - Method Detection Limit  
 RL = Reporting Limit  
 E = Indicates value exceeds calibration range

J = Indicates an estimated value  
 B = Indicates analyte found in associated method blank  
 N = Indicates presumptive evidence of a compound

## Report of Analysis

<b>Client Sample ID:</b>	H22-3.0	
<b>Lab Sample ID:</b>	C17723-24	<b>Date Sampled:</b> 08/30/11
<b>Matrix:</b>	SO - Soil	<b>Date Received:</b> 08/31/11
<b>Method:</b>	SW846 8015B	<b>Percent Solids:</b> n/a <sup>a</sup>
<b>Project:</b>	Romic Soil Investigation(Romic EPA) - 2081 Bay Road, East Palo Alto, CA	

	File ID	DF	Analyzed	By	Prep Date	Prep Batch	Analytical Batch
Run #1	JK22576.D	50	09/09/11	TT	n/a	n/a	GJK929
Run #2 <sup>b</sup>	JK22574.D	50	09/09/11	TT	n/a	n/a	GJK929

	Initial Weight	Final Volume	Methanol Aliquot
Run #1	4.34 g	5.0 ml	40.0 ul
Run #2	4.34 g	5.0 ml	25.0 ul

### TPH Volatiles

CAS No.	Compound	Result	RL	MDL	Units	Q
	TPH-GRO (C6-C10)	2730	720	360	mg/kg	

CAS No.	Surrogate Recoveries	Run# 1	Run# 2	Limits
98-08-8	aaa-Trifluorotoluene	49% <sup>c</sup>	48% <sup>c</sup>	60-157%

- (a) All results reported on wet weight basis.
- (b) Confirmation run.
- (c) Outside control limits due to matrix interference.

ND = Not detected      MDL - Method Detection Limit  
 RL = Reporting Limit  
 E = Indicates value exceeds calibration range

J = Indicates an estimated value  
 B = Indicates analyte found in associated method blank  
 N = Indicates presumptive evidence of a compound

## Report of Analysis

<b>Client Sample ID:</b>	H22-3.0	
<b>Lab Sample ID:</b>	C17723-24	<b>Date Sampled:</b> 08/30/11
<b>Matrix:</b>	SO - Soil	<b>Date Received:</b> 08/31/11
<b>Method:</b>	SW846 8081A SW846 3545A	<b>Percent Solids:</b> n/a <sup>a</sup>
<b>Project:</b>	Romic Soil Investigation(Romic EPA) - 2081 Bay Road, East Palo Alto, CA	

	File ID	DF	Analyzed	By	Prep Date	Prep Batch	Analytical Batch
Run #1 <sup>b</sup>	OO24356.D	40	09/06/11	RV	09/01/11	OP4516	G00768
Run #2							

	Initial Weight	Final Volume
Run #1	10.2 g	10.0 ml
Run #2		

## Pesticide PPL List

CAS No.	Compound	Result	RL	MDL	Units	Q
309-00-2	Aldrin	ND	390	47	ug/kg	
319-84-6	alpha-BHC	ND	390	43	ug/kg	
319-85-7	beta-BHC	ND	390	94	ug/kg	
319-86-8	delta-BHC	ND	390	47	ug/kg	
58-89-9	gamma-BHC (Lindane)	ND	390	47	ug/kg	
12789-03-6	Chlordane	ND	3900	3900	ug/kg	
60-57-1	Dieldrin	ND	390	71	ug/kg	
72-54-8	4,4' -DDD	ND	390	82	ug/kg	
72-55-9	4,4' -DDE	ND	390	71	ug/kg	
50-29-3	4,4' -DDT	ND	390	59	ug/kg	
72-20-8	Endrin	ND	390	71	ug/kg	
7421-93-4	Endrin aldehyde	ND	390	71	ug/kg	
959-98-8	Endosulfan-I	ND	390	67	ug/kg	
33213-65-9	Endosulfan-II	ND	390	71	ug/kg	
1031-07-8	Endosulfan sulfate	ND	390	67	ug/kg	
76-44-8	Heptachlor	ND	390	55	ug/kg	
1024-57-3	Heptachlor epoxide	ND	390	59	ug/kg	
72-43-5	Methoxychlor	ND	390	63	ug/kg	
8001-35-2	Toxaphene	ND	3900	3900	ug/kg	

CAS No.	Surrogate Recoveries	Run# 1	Run# 2	Limits
877-09-8	Tetrachloro-m-xylene	163% <sup>c</sup>		35-132%
877-09-8	Tetrachloro-m-xylene	65%		35-132%
2051-24-3	Decachlorobiphenyl	158% <sup>c</sup>		35-132%
2051-24-3	Decachlorobiphenyl	54%		35-132%

(a) All results reported on wet weight basis.

(b) Reporting limits raised due to high concentration of PCB and Hydrocarbons.

(c) Surrogate outside control limits due to matrix interference and dilution.

ND = Not detected      MDL - Method Detection Limit

RL = Reporting Limit

E = Indicates value exceeds calibration range

J = Indicates an estimated value

B = Indicates analyte found in associated method blank

N = Indicates presumptive evidence of a compound



## Report of Analysis

<b>Client Sample ID:</b> H22-3.0		<b>Date Sampled:</b> 08/30/11
<b>Lab Sample ID:</b> C17723-24		<b>Date Received:</b> 08/31/11
<b>Matrix:</b> SO - Soil		<b>Percent Solids:</b> n/a <sup>a</sup>
<b>Method:</b> SW846 8082 SW846 3550B		
<b>Project:</b> Romic Soil Investigation(Romic EPA) - 2081 Bay Road, East Palo Alto, CA		

Run #	File ID	DF	Analyzed	By	Prep Date	Prep Batch	Analytical Batch
Run #1 <sup>b</sup>	OO24529.D	5	09/10/11	RV	09/09/11	OP4561	G00773
Run #2							

Run #	Initial Weight	Final Volume
Run #1	1.00 g	10.0 ml
Run #2		

**PCB List**

CAS No.	Compound	Result	RL	MDL	Units	Q
12674-11-2	Aroclor 1016	ND	5000	850	ug/kg	
11104-28-2	Aroclor 1221	ND	5000	2500	ug/kg	
11141-16-5	Aroclor 1232	ND	5000	2500	ug/kg	
53469-21-9	Aroclor 1242	ND	5000	2500	ug/kg	
12672-29-6	Aroclor 1248	ND	5000	2500	ug/kg	
11097-69-1	Aroclor 1254	ND	5000	2500	ug/kg	
11096-82-5	Aroclor 1260	ND	5000	1000	ug/kg	

CAS No.	Surrogate Recoveries	Run# 1	Run# 2	Limits
877-09-8	Tetrachloro-m-xylene	59%		45-108%
877-09-8	Tetrachloro-m-xylene	47%		45-108%
2051-24-3	Decachlorobiphenyl	70%		54-121%
2051-24-3	Decachlorobiphenyl	55%		54-121%

(a) All results reported on wet weight basis.

(b) Reporting limits raised due to high concentration of non-target compounds (hydrocarbons).

ND = Not detected      MDL - Method Detection Limit  
 RL = Reporting Limit  
 E = Indicates value exceeds calibration range

J = Indicates an estimated value  
 B = Indicates analyte found in associated method blank  
 N = Indicates presumptive evidence of a compound

## Report of Analysis

<b>Client Sample ID:</b> H22-3.0	<b>Date Sampled:</b> 08/30/11
<b>Lab Sample ID:</b> C17723-24	<b>Date Received:</b> 08/31/11
<b>Matrix:</b> SO - Soil	<b>Percent Solids:</b> n/a <sup>a</sup>
<b>Method:</b> SW846 8015B M SW846 3545A	
<b>Project:</b> Romic Soil Investigation(Romic EPA) - 2081 Bay Road, East Palo Alto, CA	

Run #	File ID	DF	Analyzed	By	Prep Date	Prep Batch	Analytical Batch
Run #1	HH16789.D	25	09/07/11	JH	09/02/11	OP4524	GHH559
Run #2							

Run #	Initial Weight	Final Volume
Run #1	10.0 g	10.0 ml
Run #2		

### TPH Extractable w/ Silica Gel Cleanup

CAS No.	Compound	Result	RL	MDL	Units	Q
	TPH (C10-C28)	18800	2500	1300	mg/kg	
	TPH (> C28-C40)	5590	5000	2500	mg/kg	

CAS No.	Surrogate Recoveries	Run# 1	Run# 2	Limits
630-01-3	Hexacosane	0% <sup>b</sup>		45-140%

- (a) All results reported on wet weight basis.
- (b) Outside control limits due to dilution.

ND = Not detected      MDL - Method Detection Limit  
 RL = Reporting Limit  
 E = Indicates value exceeds calibration range

J = Indicates an estimated value  
 B = Indicates analyte found in associated method blank  
 N = Indicates presumptive evidence of a compound

## Report of Analysis

<b>Client Sample ID:</b> H22-3.0	<b>Date Sampled:</b> 08/30/11
<b>Lab Sample ID:</b> C17723-24	<b>Date Received:</b> 08/31/11
<b>Matrix:</b> SO - Soil	<b>Percent Solids:</b> n/a <sup>a</sup>
<b>Project:</b> Romic Soil Investigation(Romic EPA) - 2081 Bay Road,East Palo Alto,CA	

## Metals Analysis

Analyte	Result	RL	Units	DF	Prep	Analyzed By	Method	Prep Method
Antimony	8.5	1.9	mg/kg	1	09/04/11	09/06/11 RS	SW846 6010B <sup>1</sup>	SW846 3050B <sup>3</sup>
Arsenic	< 1.9	1.9	mg/kg	1	09/04/11	09/06/11 RS	SW846 6010B <sup>1</sup>	SW846 3050B <sup>3</sup>
Barium	62.7	19	mg/kg	1	09/04/11	09/06/11 RS	SW846 6010B <sup>1</sup>	SW846 3050B <sup>3</sup>
Beryllium	< 0.95	0.95	mg/kg	1	09/04/11	09/06/11 RS	SW846 6010B <sup>1</sup>	SW846 3050B <sup>3</sup>
Cadmium	126	0.95	mg/kg	1	09/04/11	09/06/11 RS	SW846 6010B <sup>1</sup>	SW846 3050B <sup>3</sup>
Chromium	114	0.95	mg/kg	1	09/04/11	09/06/11 RS	SW846 6010B <sup>1</sup>	SW846 3050B <sup>3</sup>
Cobalt	70.2	0.95	mg/kg	1	09/04/11	09/06/11 RS	SW846 6010B <sup>1</sup>	SW846 3050B <sup>3</sup>
Copper	107	2.4	mg/kg	1	09/04/11	09/06/11 RS	SW846 6010B <sup>1</sup>	SW846 3050B <sup>3</sup>
Lead	398	1.9	mg/kg	1	09/04/11	09/06/11 RS	SW846 6010B <sup>1</sup>	SW846 3050B <sup>3</sup>
Mercury	1.8	0.20	mg/kg	5	09/09/11	09/10/11 RW	SW846 7471A <sup>2</sup>	SW846 7471A <sup>4</sup>
Molybdenum	8.9	1.9	mg/kg	1	09/04/11	09/06/11 RS	SW846 6010B <sup>1</sup>	SW846 3050B <sup>3</sup>
Nickel	10.9	0.95	mg/kg	1	09/04/11	09/06/11 RS	SW846 6010B <sup>1</sup>	SW846 3050B <sup>3</sup>
Selenium	< 1.9	1.9	mg/kg	1	09/04/11	09/06/11 RS	SW846 6010B <sup>1</sup>	SW846 3050B <sup>3</sup>
Silver	51.5	0.95	mg/kg	1	09/04/11	09/06/11 RS	SW846 6010B <sup>1</sup>	SW846 3050B <sup>3</sup>
Thallium	< 1.9	1.9	mg/kg	1	09/04/11	09/06/11 RS	SW846 6010B <sup>1</sup>	SW846 3050B <sup>3</sup>
Vanadium	41.9	0.95	mg/kg	1	09/04/11	09/06/11 RS	SW846 6010B <sup>1</sup>	SW846 3050B <sup>3</sup>
Zinc	3410	1.9	mg/kg	1	09/04/11	09/06/11 RS	SW846 6010B <sup>1</sup>	SW846 3050B <sup>3</sup>

(1) Instrument QC Batch: MA2077

(2) Instrument QC Batch: MA2085

(3) Prep QC Batch: MP3925

(4) Prep QC Batch: MP3952

(a) All results reported on wet weight basis.

RL = Reporting Limit

## Report of Analysis

<b>Client Sample ID:</b>	H22-3.0 DUP	<b>Date Sampled:</b>	08/30/11
<b>Lab Sample ID:</b>	C17723-24A	<b>Date Received:</b>	08/31/11
<b>Matrix:</b>	SO - Soil	<b>Percent Solids:</b>	n/a <sup>a</sup>
<b>Method:</b>	SW846 8270C SW846 3550B	<b>Project:</b> Romic Soil Investigation(Romic EPA) - 2081 Bay Road, East Palo Alto, CA	

Run #	File ID	DF	Analyzed	By	Prep Date	Prep Batch	Analytical Batch
Run #1	Y9520.D	5	09/04/11	MT	09/01/11	OP4521	EY454
Run #2	Y9532.D	10	09/06/11	MT	09/01/11	OP4521	EY455
Run #3	Y9540.D	50	09/06/11	MT	09/01/11	OP4521	EY455

Run #	Initial Weight	Final Volume
Run #1	1.00 g	1.0 ml
Run #2	1.00 g	1.0 ml
Run #3	1.00 g	1.0 ml

## ABN Full List

CAS No.	Compound	Result	RL	MDL	Units	Q
65-85-0	Benzoic acid	ND	50000	45000	ug/kg	
95-57-8	2-Chlorophenol	ND	50000	34000	ug/kg	
59-50-7	4-Chloro-3-methyl phenol	ND	25000	21000	ug/kg	
120-83-2	2,4-Dichlorophenol	ND	25000	7000	ug/kg	
105-67-9	2,4-Dimethylphenol	ND	25000	7500	ug/kg	
51-28-5	2,4-Dinitrophenol	ND	130000	43000	ug/kg	
534-52-1	4,6-Dinitro-o-cresol	ND	100000	52000	ug/kg	
95-48-7	2-Methylphenol	ND	25000	8500	ug/kg	
	3&4-Methylphenol	ND	25000	7500	ug/kg	
88-75-5	2-Nitrophenol	ND	25000	6500	ug/kg	
100-02-7	4-Nitrophenol	ND	100000	62000	ug/kg	
87-86-5	Pentachlorophenol	ND	25000	21000	ug/kg	
108-95-2	Phenol	ND	100000	65000	ug/kg	
95-95-4	2,4,5-Trichlorophenol	ND	25000	6000	ug/kg	
88-06-2	2,4,6-Trichlorophenol	ND	25000	8000	ug/kg	
83-32-9	Acenaphthene	ND	50000	25000	ug/kg	
208-96-8	Acenaphthylene	ND	25000	10000	ug/kg	
62-53-3	Aniline	ND	25000	7000	ug/kg	
120-12-7	Anthracene	ND	25000	5000	ug/kg	
103-33-3	Azobenzene	ND	25000	8500	ug/kg	
92-87-5	Benzidine	ND	130000	37000	ug/kg	
56-55-3	Benzo(a)anthracene	ND	25000	3500	ug/kg	
50-32-8	Benzo(a)pyrene	ND	25000	4500	ug/kg	
205-99-2	Benzo(b)fluoranthene	ND	25000	3000	ug/kg	
191-24-2	Benzo(g,h,i)perylene	ND	25000	7500	ug/kg	
207-08-9	Benzo(k)fluoranthene	ND	25000	6000	ug/kg	
101-55-3	4-Bromophenyl phenyl ether	ND	25000	7500	ug/kg	
85-68-7	Butyl benzyl phthalate	865000 <sup>b</sup>	50000	11000	ug/kg	
100-51-6	Benzyl Alcohol	ND	50000	8000	ug/kg	
91-58-7	2-Chloronaphthalene	ND	25000	9000	ug/kg	

ND = Not detected MDL - Method Detection Limit

J = Indicates an estimated value

RL = Reporting Limit

B = Indicates analyte found in associated method blank

E = Indicates value exceeds calibration range

N = Indicates presumptive evidence of a compound

## Report of Analysis

<b>Client Sample ID:</b>	H22-3.0 DUP	<b>Date Sampled:</b>	08/30/11
<b>Lab Sample ID:</b>	C17723-24A	<b>Date Received:</b>	08/31/11
<b>Matrix:</b>	SO - Soil	<b>Percent Solids:</b>	n/a <sup>a</sup>
<b>Method:</b>	SW846 8270C SW846 3550B		
<b>Project:</b>	Romic Soil Investigation(Romic EPA) - 2081 Bay Road, East Palo Alto, CA		

## ABN Full List

CAS No.	Compound	Result	RL	MDL	Units	Q
106-47-8	4-Chloroaniline	ND	25000	7000	ug/kg	
86-74-8	Carbazole	ND	25000	4000	ug/kg	
218-01-9	Chrysene	ND	25000	5000	ug/kg	
111-91-1	bis(2-Chloroethoxy)methane	ND	25000	9000	ug/kg	
111-44-4	bis(2-Chloroethyl)ether	ND	25000	12000	ug/kg	
108-60-1	bis(2-Chloroisopropyl)ether	ND	25000	14000	ug/kg	
7005-72-3	4-Chlorophenyl phenyl ether	ND	25000	9500	ug/kg	
95-50-1	1,2-Dichlorobenzene	ND	25000	8000	ug/kg	
541-73-1	1,3-Dichlorobenzene	ND	25000	7500	ug/kg	
106-46-7	1,4-Dichlorobenzene	ND	25000	21000	ug/kg	
121-14-2	2,4-Dinitrotoluene	ND	25000	23000	ug/kg	
606-20-2	2,6-Dinitrotoluene	ND	50000	16000	ug/kg	
91-94-1	3,3'-Dichlorobenzidine	ND	130000	7000	ug/kg	
53-70-3	Dibenzo(a,h)anthracene	ND	25000	6500	ug/kg	
132-64-9	Dibenzofuran	ND	25000	8000	ug/kg	
122-39-4	Diphenylamine	ND	25000	6000	ug/kg	
84-74-2	Di-n-butyl phthalate	26800	25000	5000	ug/kg	
117-84-0	Di-n-octyl phthalate	24200	25000	6500	ug/kg	J
84-66-2	Diethyl phthalate	21800	25000	8500	ug/kg	J
131-11-3	Dimethyl phthalate	66200	25000	9000	ug/kg	
117-81-7	bis(2-Ethylhexyl)phthalate	209000	25000	11000	ug/kg	
206-44-0	Fluoranthene	ND	25000	5000	ug/kg	
86-73-7	Fluorene	ND	25000	9000	ug/kg	
118-74-1	Hexachlorobenzene	7590	25000	6500	ug/kg	J
87-68-3	Hexachlorobutadiene	ND	25000	9500	ug/kg	
77-47-4	Hexachlorocyclopentadiene	ND	25000	7000	ug/kg	
67-72-1	Hexachloroethane	ND	25000	8000	ug/kg	
193-39-5	Indeno(1,2,3-cd)pyrene	ND	25000	7000	ug/kg	
78-59-1	Isophorone	3710000 <sup>c</sup>	250000	85000	ug/kg	
90-12-0	1-Methylnaphthalene	35700	25000	8000	ug/kg	
91-57-6	2-Methylnaphthalene	72900	25000	8000	ug/kg	
88-74-4	2-Nitroaniline	ND	25000	6000	ug/kg	
99-09-2	3-Nitroaniline	ND	25000	6000	ug/kg	
100-01-6	4-Nitroaniline	ND	25000	15000	ug/kg	
91-20-3	Naphthalene	289000	25000	8500	ug/kg	
98-95-3	Nitrobenzene	ND	25000	8000	ug/kg	
62-75-9	N-Nitrosodimethylamine	ND	250000	110000	ug/kg	
621-64-7	N-Nitroso-di-n-propylamine	ND	50000	28000	ug/kg	
85-01-8	Phenanthrene	ND	25000	5500	ug/kg	
129-00-0	Pyrene	ND	50000	34000	ug/kg	

ND = Not detected MDL - Method Detection Limit

RL = Reporting Limit

E = Indicates value exceeds calibration range

J = Indicates an estimated value

B = Indicates analyte found in associated method blank

N = Indicates presumptive evidence of a compound

## Report of Analysis

<b>Client Sample ID:</b>	H22-3.0 DUP	<b>Date Sampled:</b>	08/30/11
<b>Lab Sample ID:</b>	C17723-24A	<b>Date Received:</b>	08/31/11
<b>Matrix:</b>	SO - Soil	<b>Percent Solids:</b>	n/a <sup>a</sup>
<b>Method:</b>	SW846 8270C SW846 3550B	<b>Project:</b> Romic Soil Investigation(Romic EPA) - 2081 Bay Road, East Palo Alto, CA	

**ABN Full List**

CAS No.	Compound	Result	RL	MDL	Units	Q
110-86-1	Pyridine	ND	100000	11000	ug/kg	
120-82-1	1,2,4-Trichlorobenzene	ND	25000	17000	ug/kg	

CAS No.	Surrogate Recoveries	Run# 1	Run# 2	Run# 3	Limits
367-12-4	2-Fluorophenol	1% <sup>d</sup>	8% <sup>d</sup>	15% <sup>d</sup>	20-100%
4165-62-2	Phenol-d5	12% <sup>d</sup>	16% <sup>d</sup>	19% <sup>d</sup>	20-100%
118-79-6	2,4,6-Tribromophenol	28% <sup>d</sup>	28% <sup>d</sup>	25% <sup>d</sup>	30-100%
4165-60-0	Nitrobenzene-d5	22%	22%	24%	20-100%
321-60-8	2-Fluorobiphenyl	28%	27%	26%	20-106%
1718-51-0	Terphenyl-d14	38% <sup>d</sup>	31% <sup>d</sup>	32% <sup>d</sup>	55-130%

- (a) All results reported on wet weight basis.
- (b) Result is from Run# 2
- (c) Result is from Run# 3
- (d) Outside control limits due to matrix interference.

---

ND = Not detected	MDL - Method Detection Limit	J = Indicates an estimated value
RL = Reporting Limit		B = Indicates analyte found in associated method blank
E = Indicates value exceeds calibration range		N = Indicates presumptive evidence of a compound

## Report of Analysis

<b>Client Sample ID:</b>	H22-3.0 DUP	
<b>Lab Sample ID:</b>	C17723-24A	<b>Date Sampled:</b> 08/30/11
<b>Matrix:</b>	SO - Soil	<b>Date Received:</b> 08/31/11
<b>Method:</b>	SW846 8015B	<b>Percent Solids:</b> n/a <sup>a</sup>
<b>Project:</b>	Romic Soil Investigation(Romic EPA) - 2081 Bay Road, East Palo Alto, CA	

Run #	File ID	DF	Analyzed	By	Prep Date	Prep Batch	Analytical Batch
Run #1	JK22704.D	50	09/13/11	TT	n/a	n/a	GJK934
Run #2							

Run #	Initial Weight	Final Volume	Methanol Aliquot
Run #1	4.30 g	5.0 ml	40.0 ul
Run #2			

**TPH Volatiles**

CAS No.	Compound	Result	RL	MDL	Units	Q
	TPH-GRO (C6-C10)	2470	730	360	mg/kg	
CAS No.	Surrogate Recoveries	Run# 1	Run# 2	Limits		
98-08-8	aaa-Trifluorotoluene	82%		60-157%		

(a) All results reported on wet weight basis.

ND = Not detected      MDL - Method Detection Limit  
 RL = Reporting Limit  
 E = Indicates value exceeds calibration range

J = Indicates an estimated value  
 B = Indicates analyte found in associated method blank  
 N = Indicates presumptive evidence of a compound

## Report of Analysis

<b>Client Sample ID:</b>	H22-3.0 DUP	
<b>Lab Sample ID:</b>	C17723-24A	<b>Date Sampled:</b> 08/30/11
<b>Matrix:</b>	SO - Soil	<b>Date Received:</b> 08/31/11
<b>Method:</b>	SW846 8081A SW846 3545A	<b>Percent Solids:</b> n/a <sup>a</sup>
<b>Project:</b>	Romic Soil Investigation(Romic EPA) - 2081 Bay Road, East Palo Alto, CA	

Run #	File ID	DF	Analyzed	By	Prep Date	Prep Batch	Analytical Batch
Run #1 <sup>b</sup>	OO24357.D	40	09/06/11	RV	09/01/11	OP4516	G00768
Run #2							

Run #	Initial Weight	Final Volume
Run #1	10.0 g	10.0 ml
Run #2		

## Pesticide PPL List

CAS No.	Compound	Result	RL	MDL	Units	Q
309-00-2	Aldrin	ND	400	48	ug/kg	
319-84-6	alpha-BHC	ND	400	44	ug/kg	
319-85-7	beta-BHC	ND	400	96	ug/kg	
319-86-8	delta-BHC	ND	400	48	ug/kg	
58-89-9	gamma-BHC (Lindane)	ND	400	48	ug/kg	
12789-03-6	Chlordane	ND	4000	4000	ug/kg	
60-57-1	Dieldrin	ND	400	72	ug/kg	
72-54-8	4,4' -DDD	ND	400	84	ug/kg	
72-55-9	4,4' -DDE	ND	400	72	ug/kg	
50-29-3	4,4' -DDT	ND	400	60	ug/kg	
72-20-8	Endrin	ND	400	72	ug/kg	
7421-93-4	Endrin aldehyde	ND	400	72	ug/kg	
959-98-8	Endosulfan-I	ND	400	68	ug/kg	
33213-65-9	Endosulfan-II	ND	400	72	ug/kg	
1031-07-8	Endosulfan sulfate	ND	400	68	ug/kg	
76-44-8	Heptachlor	ND	400	56	ug/kg	
1024-57-3	Heptachlor epoxide	ND	400	60	ug/kg	
72-43-5	Methoxychlor	ND	400	64	ug/kg	
8001-35-2	Toxaphene	ND	4000	4000	ug/kg	

CAS No.	Surrogate Recoveries	Run# 1	Run# 2	Limits
877-09-8	Tetrachloro-m-xylene	150% <sup>c</sup>		35-132%
877-09-8	Tetrachloro-m-xylene	47%		35-132%
2051-24-3	Decachlorobiphenyl	161% <sup>c</sup>		35-132%
2051-24-3	Decachlorobiphenyl	19% <sup>c</sup>		35-132%

(a) All results reported on wet weight basis.

(b) Reporting limits raised due to high concentration of PCB and Hydrocarbons.

(c) Surrogate outside control limits due to matrix interference and dilution.

ND = Not detected      MDL - Method Detection Limit

RL = Reporting Limit

E = Indicates value exceeds calibration range

J = Indicates an estimated value

B = Indicates analyte found in associated method blank

N = Indicates presumptive evidence of a compound



## Report of Analysis

<b>Client Sample ID:</b>	H22-3.0 DUP	
<b>Lab Sample ID:</b>	C17723-24A	<b>Date Sampled:</b> 08/30/11
<b>Matrix:</b>	SO - Soil	<b>Date Received:</b> 08/31/11
<b>Method:</b>	SW846 8082 SW846 3550B	<b>Percent Solids:</b> n/a <sup>a</sup>
<b>Project:</b>	Romic Soil Investigation(Romic EPA) - 2081 Bay Road, East Palo Alto, CA	

Run #	File ID	DF	Analyzed	By	Prep Date	Prep Batch	Analytical Batch
Run #1	OO24474.D	5	09/09/11	RV	09/07/11	OP4552	G00771
Run #2							

Run #	Initial Weight	Final Volume
Run #1	1.00 g	10.0 ml
Run #2		

### PCB List

CAS No.	Compound	Result	RL	MDL	Units	Q
12674-11-2	Aroclor 1016	ND	5000	850	ug/kg	
11104-28-2	Aroclor 1221	ND	5000	2500	ug/kg	
11141-16-5	Aroclor 1232	ND	5000	2500	ug/kg	
53469-21-9	Aroclor 1242	ND	5000	2500	ug/kg	
12672-29-6	Aroclor 1248	ND	5000	2500	ug/kg	
11097-69-1	Aroclor 1254	ND	5000	2500	ug/kg	
11096-82-5	Aroclor 1260	ND	5000	1000	ug/kg	

CAS No.	Surrogate Recoveries	Run# 1	Run# 2	Limits
877-09-8	Tetrachloro-m-xylene	73%		45-108%
877-09-8	Tetrachloro-m-xylene	58%		45-108%
2051-24-3	Decachlorobiphenyl	86%		54-121%
2051-24-3	Decachlorobiphenyl	67%		54-121%

(a) All results reported on wet weight basis.

ND = Not detected      MDL - Method Detection Limit  
 RL = Reporting Limit  
 E = Indicates value exceeds calibration range

J = Indicates an estimated value  
 B = Indicates analyte found in associated method blank  
 N = Indicates presumptive evidence of a compound

## Report of Analysis

<b>Client Sample ID:</b>	H22-3.0 DUP	
<b>Lab Sample ID:</b>	C17723-24A	<b>Date Sampled:</b> 08/30/11
<b>Matrix:</b>	SO - Soil	<b>Date Received:</b> 08/31/11
<b>Method:</b>	SW846 8015B M SW846 3545A	<b>Percent Solids:</b> n/a <sup>a</sup>
<b>Project:</b>	Romic Soil Investigation(Romic EPA) - 2081 Bay Road, East Palo Alto, CA	

Run #	File ID	DF	Analyzed	By	Prep Date	Prep Batch	Analytical Batch
Run #1	HH16790.D	25	09/07/11	JH	09/03/11	OP4524	GHH559
Run #2							

Run #	Initial Weight	Final Volume
Run #1	10.1 g	10.0 ml
Run #2		

### TPH Extractable w/ Silica Gel Cleanup

CAS No.	Compound	Result	RL	MDL	Units	Q
	TPH (C10-C28)	23300	2500	1200	mg/kg	
	TPH (> C28-C40)	5360	5000	2500	mg/kg	

CAS No.	Surrogate Recoveries	Run# 1	Run# 2	Limits
630-01-3	Hexacosane	0% <sup>b</sup>		45-140%

(a) All results reported on wet weight basis.

(b) Outside control limits due to dilution.

ND = Not detected      MDL - Method Detection Limit  
 RL = Reporting Limit  
 E = Indicates value exceeds calibration range

J = Indicates an estimated value  
 B = Indicates analyte found in associated method blank  
 N = Indicates presumptive evidence of a compound

## Report of Analysis

<b>Client Sample ID:</b>	H22-3.0 DUP	<b>Date Sampled:</b>	08/30/11
<b>Lab Sample ID:</b>	C17723-24A	<b>Date Received:</b>	08/31/11
<b>Matrix:</b>	SO - Soil	<b>Percent Solids:</b>	n/a <sup>a</sup>
<b>Project:</b>	Romic Soil Investigation(Romic EPA) - 2081 Bay Road,East Palo Alto,CA		

## Metals Analysis

Analyte	Result	RL	Units	DF	Prep	Analyzed By	Method	Prep Method
Antimony	< 1.8	1.8	mg/kg	1	09/04/11	09/06/11 RS	SW846 6010B <sup>1</sup>	SW846 3050B <sup>3</sup>
Arsenic	< 1.8	1.8	mg/kg	1	09/04/11	09/06/11 RS	SW846 6010B <sup>1</sup>	SW846 3050B <sup>3</sup>
Barium	< 18	18	mg/kg	1	09/04/11	09/06/11 RS	SW846 6010B <sup>1</sup>	SW846 3050B <sup>3</sup>
Beryllium	< 0.89	0.89	mg/kg	1	09/04/11	09/06/11 RS	SW846 6010B <sup>1</sup>	SW846 3050B <sup>3</sup>
Cadmium	59.8	0.89	mg/kg	1	09/04/11	09/06/11 RS	SW846 6010B <sup>1</sup>	SW846 3050B <sup>3</sup>
Chromium	34.3	0.89	mg/kg	1	09/04/11	09/06/11 RS	SW846 6010B <sup>1</sup>	SW846 3050B <sup>3</sup>
Cobalt	25.3	0.89	mg/kg	1	09/04/11	09/06/11 RS	SW846 6010B <sup>1</sup>	SW846 3050B <sup>3</sup>
Copper	84.6	2.2	mg/kg	1	09/04/11	09/06/11 RS	SW846 6010B <sup>1</sup>	SW846 3050B <sup>3</sup>
Lead	69.3	1.8	mg/kg	1	09/04/11	09/06/11 RS	SW846 6010B <sup>1</sup>	SW846 3050B <sup>3</sup>
Mercury	3.1	0.21	mg/kg	5	09/09/11	09/10/11 RW	SW846 7471A <sup>2</sup>	SW846 7471A <sup>4</sup>
Molybdenum	6.1	1.8	mg/kg	1	09/04/11	09/06/11 RS	SW846 6010B <sup>1</sup>	SW846 3050B <sup>3</sup>
Nickel	3.1	0.89	mg/kg	1	09/04/11	09/06/11 RS	SW846 6010B <sup>1</sup>	SW846 3050B <sup>3</sup>
Selenium	< 1.8	1.8	mg/kg	1	09/04/11	09/06/11 RS	SW846 6010B <sup>1</sup>	SW846 3050B <sup>3</sup>
Silver	32.2	0.89	mg/kg	1	09/04/11	09/06/11 RS	SW846 6010B <sup>1</sup>	SW846 3050B <sup>3</sup>
Thallium	< 1.8	1.8	mg/kg	1	09/04/11	09/06/11 RS	SW846 6010B <sup>1</sup>	SW846 3050B <sup>3</sup>
Vanadium	6.5	0.89	mg/kg	1	09/04/11	09/06/11 RS	SW846 6010B <sup>1</sup>	SW846 3050B <sup>3</sup>
Zinc	3270	1.8	mg/kg	1	09/04/11	09/06/11 RS	SW846 6010B <sup>1</sup>	SW846 3050B <sup>3</sup>

(1) Instrument QC Batch: MA2077

(2) Instrument QC Batch: MA2085

(3) Prep QC Batch: MP3925

(4) Prep QC Batch: MP3952

(a) All results reported on wet weight basis.

RL = Reporting Limit

## Report of Analysis

<b>Client Sample ID:</b>	H22A-3.0	<b>Date Sampled:</b>	08/30/11
<b>Lab Sample ID:</b>	C17723-25	<b>Date Received:</b>	08/31/11
<b>Matrix:</b>	SO - Soil	<b>Percent Solids:</b>	n/a <sup>a</sup>
<b>Method:</b>	SW846 8260B	<b>Project:</b> Romic Soil Investigation(Romic EPA) - 2081 Bay Road, East Palo Alto, CA	

Run #1	File ID	DF	Analyzed	By	Prep Date	Prep Batch	Analytical Batch
Run #1	M27416.D	40	09/09/11	XB	n/a	n/a	VM870
Run #2							

Run #1	Initial Weight	Final Volume	Methanol Aliquot
Run #1	4.45 g	5.0 ml	40.0 ul
Run #2			

## VOA 8260 List

CAS No.	Compound	Result	RL	MDL	Units	Q
67-64-1	Acetone	ND	560000	110000	ug/kg	
71-43-2	Benzene	ND	28000	8400	ug/kg	
108-86-1	Bromobenzene	ND	28000	8400	ug/kg	
74-97-5	Bromochloromethane	ND	28000	8400	ug/kg	
75-27-4	Bromodichloromethane	ND	28000	5600	ug/kg	
75-25-2	Bromoform	ND	28000	5600	ug/kg	
104-51-8	n-Butylbenzene	ND	28000	8400	ug/kg	
135-98-8	sec-Butylbenzene	ND	28000	8400	ug/kg	
98-06-6	tert-Butylbenzene	ND	28000	8400	ug/kg	
108-90-7	Chlorobenzene	ND	28000	8400	ug/kg	
75-00-3	Chloroethane	ND	28000	8400	ug/kg	
67-66-3	Chloroform	ND	28000	8400	ug/kg	
95-49-8	o-Chlorotoluene	ND	28000	8400	ug/kg	
106-43-4	p-Chlorotoluene	ND	28000	8400	ug/kg	
56-23-5	Carbon tetrachloride	ND	28000	5600	ug/kg	
75-34-3	1,1-Dichloroethane	ND	28000	5600	ug/kg	
75-35-4	1,1-Dichloroethylene	ND	28000	8400	ug/kg	
563-58-6	1,1-Dichloropropene	ND	28000	8400	ug/kg	
96-12-8	1,2-Dibromo-3-chloropropane	ND	28000	5600	ug/kg	
106-93-4	1,2-Dibromoethane	ND	28000	5600	ug/kg	
107-06-2	1,2-Dichloroethane	ND	28000	8400	ug/kg	
78-87-5	1,2-Dichloropropane	ND	28000	8400	ug/kg	
142-28-9	1,3-Dichloropropane	ND	28000	8400	ug/kg	
108-20-3	Di-Isopropyl ether	ND	28000	8400	ug/kg	
594-20-7	2,2-Dichloropropane	ND	28000	8400	ug/kg	
124-48-1	Dibromochloromethane	ND	28000	5600	ug/kg	
75-71-8	Dichlorodifluoromethane	ND	28000	5600	ug/kg	
156-59-2	cis-1,2-Dichloroethylene	ND	28000	8400	ug/kg	
10061-01-5	cis-1,3-Dichloropropene	ND	28000	8400	ug/kg	
541-73-1	m-Dichlorobenzene	ND	28000	8400	ug/kg	
95-50-1	o-Dichlorobenzene	ND	28000	8400	ug/kg	
106-46-7	p-Dichlorobenzene	ND	28000	8400	ug/kg	

ND = Not detected MDL - Method Detection Limit

RL = Reporting Limit

E = Indicates value exceeds calibration range

J = Indicates an estimated value

B = Indicates analyte found in associated method blank

N = Indicates presumptive evidence of a compound

## Report of Analysis

<b>Client Sample ID:</b>	H22A-3.0	<b>Date Sampled:</b>	08/30/11
<b>Lab Sample ID:</b>	C17723-25	<b>Date Received:</b>	08/31/11
<b>Matrix:</b>	SO - Soil	<b>Percent Solids:</b>	n/a <sup>a</sup>
<b>Method:</b>	SW846 8260B		
<b>Project:</b>	Romic Soil Investigation(Romic EPA) - 2081 Bay Road,East Palo Alto,CA		

## VOA 8260 List

CAS No.	Compound	Result	RL	MDL	Units	Q
156-60-5	trans-1,2-Dichloroethylene	ND	28000	8400	ug/kg	
10061-02-6	trans-1,3-Dichloropropene	ND	28000	8400	ug/kg	
100-41-4	Ethylbenzene	77500	28000	8400	ug/kg	
637-92-3	Ethyl tert-Butyl Ether	ND	28000	8400	ug/kg	
591-78-6	2-Hexanone	ND	220000	28000	ug/kg	
87-68-3	Hexachlorobutadiene	ND	28000	5600	ug/kg	
98-82-8	Isopropylbenzene	ND	28000	8400	ug/kg	
99-87-6	p-Isopropyltoluene	ND	28000	8400	ug/kg	
108-10-1	4-Methyl-2-pentanone	ND	220000	84000	ug/kg	
74-83-9	Methyl bromide	ND	28000	14000	ug/kg	
74-87-3	Methyl chloride	ND	28000	8400	ug/kg	
74-95-3	Methylene bromide	ND	28000	14000	ug/kg	
75-09-2	Methylene chloride	ND	140000	90000	ug/kg	
78-93-3	Methyl ethyl ketone	259000	220000	67000	ug/kg	
1634-04-4	Methyl Tert Butyl Ether	ND	28000	5600	ug/kg	
91-20-3	Naphthalene	266000	28000	8400	ug/kg	
103-65-1	n-Propylbenzene	11000	28000	8400	ug/kg	J
100-42-5	Styrene	ND	28000	5600	ug/kg	
994-05-8	Tert-Amyl Methyl Ether	ND	28000	6700	ug/kg	
75-65-0	Tert Butyl Alcohol	ND	220000	56000	ug/kg	
630-20-6	1,1,1,2-Tetrachloroethane	ND	28000	5600	ug/kg	
71-55-6	1,1,1-Trichloroethane	ND	28000	8400	ug/kg	
79-34-5	1,1,2,2-Tetrachloroethane	ND	28000	5600	ug/kg	
79-00-5	1,1,2-Trichloroethane	44100	28000	5600	ug/kg	
87-61-6	1,2,3-Trichlorobenzene	ND	28000	8400	ug/kg	
96-18-4	1,2,3-Trichloropropane	ND	28000	8400	ug/kg	
120-82-1	1,2,4-Trichlorobenzene	12100	28000	8400	ug/kg	J
95-63-6	1,2,4-Trimethylbenzene	143000	28000	8400	ug/kg	
108-67-8	1,3,5-Trimethylbenzene	28000	28000	8400	ug/kg	
127-18-4	Tetrachloroethylene	55400	28000	20000	ug/kg	
108-88-3	Toluene	198000	28000	8400	ug/kg	
79-01-6	Trichloroethylene	16600	28000	5600	ug/kg	J
75-69-4	Trichlorofluoromethane	ND	28000	6700	ug/kg	
75-01-4	Vinyl chloride	ND	28000	14000	ug/kg	
1330-20-7	Xylene (total)	417000	56000	22000	ug/kg	

CAS No.	Surrogate Recoveries	Run# 1	Run# 2	Limits
1868-53-7	Dibromofluoromethane	95%		60-130%
2037-26-5	Toluene-D8	101%		60-130%

ND = Not detected MDL - Method Detection Limit

RL = Reporting Limit

E = Indicates value exceeds calibration range

J = Indicates an estimated value

B = Indicates analyte found in associated method blank

N = Indicates presumptive evidence of a compound

## Report of Analysis

<b>Client Sample ID:</b>	H22A-3.0		
<b>Lab Sample ID:</b>	C17723-25	<b>Date Sampled:</b>	08/30/11
<b>Matrix:</b>	SO - Soil	<b>Date Received:</b>	08/31/11
<b>Method:</b>	SW846 8260B	<b>Percent Solids:</b>	n/a <sup>a</sup>
<b>Project:</b>	Romic Soil Investigation(Romic EPA) - 2081 Bay Road, East Palo Alto, CA		

### VOA 8260 List

CAS No.	Surrogate Recoveries	Run# 1	Run# 2	Limits
460-00-4	4-Bromofluorobenzene	100%		60-130%

(a) All results reported on wet weight basis.

ND = Not detected      MDL - Method Detection Limit  
 RL = Reporting Limit  
 E = Indicates value exceeds calibration range

J = Indicates an estimated value  
 B = Indicates analyte found in associated method blank  
 N = Indicates presumptive evidence of a compound

## Report of Analysis

<b>Client Sample ID:</b>	H22-6.0	<b>Date Sampled:</b>	08/30/11
<b>Lab Sample ID:</b>	C17723-26	<b>Date Received:</b>	08/31/11
<b>Matrix:</b>	SO - Soil	<b>Percent Solids:</b>	n/a <sup>a</sup>
<b>Method:</b>	SW846 8260B	<b>Project:</b> Romic Soil Investigation(Romic EPA) - 2081 Bay Road, East Palo Alto, CA	

Run #1	File ID	DF	Analyzed	By	Prep Date	Prep Batch	Analytical Batch
Run #1	M27397.D	40	09/09/11	XB	n/a	n/a	VM870
Run #2							

Run #1	Initial Weight	Final Volume	Methanol Aliquot
Run #1	4.47 g	5.0 ml	25.0 ul
Run #2			

## VOA 8260 List

CAS No.	Compound	Result	RL	MDL	Units	Q
67-64-1	Acetone	354000	890000	180000	ug/kg	J
71-43-2	Benzene	ND	45000	13000	ug/kg	
108-86-1	Bromobenzene	ND	45000	13000	ug/kg	
74-97-5	Bromochloromethane	ND	45000	13000	ug/kg	
75-27-4	Bromodichloromethane	ND	45000	8900	ug/kg	
75-25-2	Bromoform	ND	45000	8900	ug/kg	
104-51-8	n-Butylbenzene	21600	45000	13000	ug/kg	J
135-98-8	sec-Butylbenzene	ND	45000	13000	ug/kg	
98-06-6	tert-Butylbenzene	ND	45000	13000	ug/kg	
108-90-7	Chlorobenzene	21900	45000	13000	ug/kg	J
75-00-3	Chloroethane	ND	45000	13000	ug/kg	
67-66-3	Chloroform	ND	45000	13000	ug/kg	
95-49-8	o-Chlorotoluene	ND	45000	13000	ug/kg	
106-43-4	p-Chlorotoluene	ND	45000	13000	ug/kg	
56-23-5	Carbon tetrachloride	ND	45000	8900	ug/kg	
75-34-3	1,1-Dichloroethane	ND	45000	8900	ug/kg	
75-35-4	1,1-Dichloroethylene	18700	45000	13000	ug/kg	J
563-58-6	1,1-Dichloropropene	ND	45000	13000	ug/kg	
96-12-8	1,2-Dibromo-3-chloropropane	ND	45000	8900	ug/kg	
106-93-4	1,2-Dibromoethane	ND	45000	8900	ug/kg	
107-06-2	1,2-Dichloroethane	136000	45000	13000	ug/kg	
78-87-5	1,2-Dichloropropane	ND	45000	13000	ug/kg	
142-28-9	1,3-Dichloropropane	ND	45000	13000	ug/kg	
108-20-3	Di-Isopropyl ether	ND	45000	13000	ug/kg	
594-20-7	2,2-Dichloropropane	ND	45000	13000	ug/kg	
124-48-1	Dibromochloromethane	ND	45000	8900	ug/kg	
75-71-8	Dichlorodifluoromethane	ND	45000	8900	ug/kg	
156-59-2	cis-1,2-Dichloroethylene	18300	45000	13000	ug/kg	J
10061-01-5	cis-1,3-Dichloropropene	ND	45000	13000	ug/kg	
541-73-1	m-Dichlorobenzene	ND	45000	13000	ug/kg	
95-50-1	o-Dichlorobenzene	ND	45000	13000	ug/kg	
106-46-7	p-Dichlorobenzene	ND	45000	13000	ug/kg	

ND = Not detected MDL - Method Detection Limit

J = Indicates an estimated value

RL = Reporting Limit

B = Indicates analyte found in associated method blank

E = Indicates value exceeds calibration range

N = Indicates presumptive evidence of a compound

## Report of Analysis

<b>Client Sample ID:</b>	H22-6.0	<b>Date Sampled:</b>	08/30/11
<b>Lab Sample ID:</b>	C17723-26	<b>Date Received:</b>	08/31/11
<b>Matrix:</b>	SO - Soil	<b>Percent Solids:</b>	n/a <sup>a</sup>
<b>Method:</b>	SW846 8260B	<b>Project:</b> Romc Soil Investigation(Romc EPA) - 2081 Bay Road,East Palo Alto,CA	

## VOA 8260 List

CAS No.	Compound	Result	RL	MDL	Units	Q
156-60-5	trans-1,2-Dichloroethylene	ND	45000	13000	ug/kg	
10061-02-6	trans-1,3-Dichloropropene	ND	45000	13000	ug/kg	
100-41-4	Ethylbenzene	394000	45000	13000	ug/kg	
637-92-3	Ethyl tert-Butyl Ether	ND	45000	13000	ug/kg	
591-78-6	2-Hexanone	ND	360000	45000	ug/kg	
87-68-3	Hexachlorobutadiene	ND	45000	8900	ug/kg	
98-82-8	Isopropylbenzene	ND	45000	13000	ug/kg	
99-87-6	p-Isopropyltoluene	ND	45000	13000	ug/kg	
108-10-1	4-Methyl-2-pentanone	281000	360000	130000	ug/kg	J
74-83-9	Methyl bromide	ND	45000	22000	ug/kg	
74-87-3	Methyl chloride	ND	45000	13000	ug/kg	
74-95-3	Methylene bromide	ND	45000	22000	ug/kg	
75-09-2	Methylene chloride	ND	220000	140000	ug/kg	
78-93-3	Methyl ethyl ketone	3520000	360000	110000	ug/kg	
1634-04-4	Methyl Tert Butyl Ether	ND	45000	8900	ug/kg	
91-20-3	Naphthalene	75200	45000	13000	ug/kg	
103-65-1	n-Propylbenzene	26500	45000	13000	ug/kg	J
100-42-5	Styrene	100000	45000	8900	ug/kg	
994-05-8	Tert-Amyl Methyl Ether	ND	45000	11000	ug/kg	
75-65-0	Tert Butyl Alcohol	ND	360000	89000	ug/kg	
630-20-6	1,1,1,2-Tetrachloroethane	ND	45000	8900	ug/kg	
71-55-6	1,1,1-Trichloroethane	ND	45000	13000	ug/kg	
79-34-5	1,1,2,2-Tetrachloroethane	ND	45000	8900	ug/kg	
79-00-5	1,1,2-Trichloroethane	321000	45000	8900	ug/kg	
87-61-6	1,2,3-Trichlorobenzene	ND	45000	13000	ug/kg	
96-18-4	1,2,3-Trichloropropane	ND	45000	13000	ug/kg	
120-82-1	1,2,4-Trichlorobenzene	ND	45000	13000	ug/kg	
95-63-6	1,2,4-Trimethylbenzene	170000	45000	13000	ug/kg	
108-67-8	1,3,5-Trimethylbenzene	48700	45000	13000	ug/kg	
127-18-4	Tetrachloroethylene	ND	45000	31000	ug/kg	
108-88-3	Toluene	747000	45000	13000	ug/kg	
79-01-6	Trichloroethylene	267000	45000	8900	ug/kg	
75-69-4	Trichlorofluoromethane	ND	45000	11000	ug/kg	
75-01-4	Vinyl chloride	ND	45000	22000	ug/kg	
1330-20-7	Xylene (total)	1270000	89000	36000	ug/kg	

CAS No.	Surrogate Recoveries	Run# 1	Run# 2	Limits
1868-53-7	Dibromofluoromethane	89%		60-130%
2037-26-5	Toluene-D8	103%		60-130%

ND = Not detected MDL - Method Detection Limit

RL = Reporting Limit

E = Indicates value exceeds calibration range

J = Indicates an estimated value

B = Indicates analyte found in associated method blank

N = Indicates presumptive evidence of a compound



## Report of Analysis

<b>Client Sample ID:</b> H22-6.0		<b>Date Sampled:</b> 08/30/11
<b>Lab Sample ID:</b> C17723-26		<b>Date Received:</b> 08/31/11
<b>Matrix:</b> SO - Soil		<b>Percent Solids:</b> n/a <sup>a</sup>
<b>Method:</b> SW846 8260B		
<b>Project:</b> Romic Soil Investigation(Romic EPA) - 2081 Bay Road, East Palo Alto, CA		

**VOA 8260 List**

CAS No.	Surrogate Recoveries	Run# 1	Run# 2	Limits
460-00-4	4-Bromofluorobenzene	95%		60-130%

(a) All results reported on wet weight basis.

ND = Not detected      MDL - Method Detection Limit  
 RL = Reporting Limit  
 E = Indicates value exceeds calibration range

J = Indicates an estimated value  
 B = Indicates analyte found in associated method blank  
 N = Indicates presumptive evidence of a compound

## Report of Analysis

<b>Client Sample ID:</b>	H22-6.0	<b>Date Sampled:</b>	08/30/11
<b>Lab Sample ID:</b>	C17723-26	<b>Date Received:</b>	08/31/11
<b>Matrix:</b>	SO - Soil	<b>Percent Solids:</b>	n/a <sup>a</sup>
<b>Method:</b>	SW846 8270C SW846 3550B	<b>Project:</b> Romic Soil Investigation(Romic EPA) - 2081 Bay Road, East Palo Alto, CA	

Run #	File ID	DF	Analyzed	By	Prep Date	Prep Batch	Analytical Batch
Run #1	Y9521.D	2	09/04/11	MT	09/01/11	OP4521	EY454
Run #2	Y9533.D	10	09/06/11	MT	09/01/11	OP4521	EY455
Run #3	Y9541.D	50	09/06/11	MT	09/01/11	OP4521	EY455

Run #	Initial Weight	Final Volume
Run #1	1.00 g	1.0 ml
Run #2	1.00 g	1.0 ml
Run #3	1.00 g	1.0 ml

## ABN Full List

CAS No.	Compound	Result	RL	MDL	Units	Q
65-85-0	Benzoic acid	ND	20000	18000	ug/kg	
95-57-8	2-Chlorophenol	ND	20000	14000	ug/kg	
59-50-7	4-Chloro-3-methyl phenol	ND	10000	8400	ug/kg	
120-83-2	2,4-Dichlorophenol	ND	10000	2800	ug/kg	
105-67-9	2,4-Dimethylphenol	ND	10000	3000	ug/kg	
51-28-5	2,4-Dinitrophenol	ND	50000	17000	ug/kg	
534-52-1	4,6-Dinitro-o-cresol	ND	40000	21000	ug/kg	
95-48-7	2-Methylphenol	ND	10000	3400	ug/kg	
	3&4-Methylphenol	ND	10000	3000	ug/kg	
88-75-5	2-Nitrophenol	ND	10000	2600	ug/kg	
100-02-7	4-Nitrophenol	ND	40000	25000	ug/kg	
87-86-5	Pentachlorophenol	ND	10000	8400	ug/kg	
108-95-2	Phenol	33100	40000	26000	ug/kg	J
95-95-4	2,4,5-Trichlorophenol	ND	10000	2400	ug/kg	
88-06-2	2,4,6-Trichlorophenol	ND	10000	3200	ug/kg	
83-32-9	Acenaphthene	ND	20000	10000	ug/kg	
208-96-8	Acenaphthylene	ND	10000	4000	ug/kg	
62-53-3	Aniline	ND	10000	2800	ug/kg	
120-12-7	Anthracene	ND	10000	2000	ug/kg	
103-33-3	Azobenzene	ND	10000	3400	ug/kg	
92-87-5	Benzidine	ND	50000	15000	ug/kg	
56-55-3	Benzo(a)anthracene	ND	10000	1400	ug/kg	
50-32-8	Benzo(a)pyrene	ND	10000	1800	ug/kg	
205-99-2	Benzo(b)fluoranthene	ND	10000	1200	ug/kg	
191-24-2	Benzo(g,h,i)perylene	ND	10000	3000	ug/kg	
207-08-9	Benzo(k)fluoranthene	ND	10000	2400	ug/kg	
101-55-3	4-Bromophenyl phenyl ether	ND	10000	3000	ug/kg	
85-68-7	Butyl benzyl phthalate	283000 <sup>b</sup>	50000	11000	ug/kg	
100-51-6	Benzyl Alcohol	ND	20000	3200	ug/kg	
91-58-7	2-Chloronaphthalene	ND	10000	3600	ug/kg	

ND = Not detected MDL - Method Detection Limit

RL = Reporting Limit

E = Indicates value exceeds calibration range

J = Indicates an estimated value

B = Indicates analyte found in associated method blank

N = Indicates presumptive evidence of a compound

## Report of Analysis

<b>Client Sample ID:</b>	H22-6.0	<b>Date Sampled:</b>	08/30/11
<b>Lab Sample ID:</b>	C17723-26	<b>Date Received:</b>	08/31/11
<b>Matrix:</b>	SO - Soil	<b>Percent Solids:</b>	n/a <sup>a</sup>
<b>Method:</b>	SW846 8270C SW846 3550B	<b>Project:</b> Romc Soil Investigation(Romc EPA) - 2081 Bay Road,East Palo Alto,CA	

## ABN Full List

CAS No.	Compound	Result	RL	MDL	Units	Q
106-47-8	4-Chloroaniline	ND	10000	2800	ug/kg	
86-74-8	Carbazole	2070	10000	1600	ug/kg	J
218-01-9	Chrysene	ND	10000	2000	ug/kg	
111-91-1	bis(2-Chloroethoxy)methane	ND	10000	3600	ug/kg	
111-44-4	bis(2-Chloroethyl)ether	ND	10000	4600	ug/kg	
108-60-1	bis(2-Chloroisopropyl)ether	ND	10000	5400	ug/kg	
7005-72-3	4-Chlorophenyl phenyl ether	ND	10000	3800	ug/kg	
95-50-1	1,2-Dichlorobenzene	5780	10000	3200	ug/kg	J
541-73-1	1,3-Dichlorobenzene	ND	10000	3000	ug/kg	
106-46-7	1,4-Dichlorobenzene	ND	10000	8400	ug/kg	
121-14-2	2,4-Dinitrotoluene	ND	10000	9200	ug/kg	
606-20-2	2,6-Dinitrotoluene	ND	20000	6400	ug/kg	
91-94-1	3,3'-Dichlorobenzidine	ND	50000	2800	ug/kg	
53-70-3	Dibenzo(a,h)anthracene	ND	10000	2600	ug/kg	
132-64-9	Dibenzofuran	ND	10000	3200	ug/kg	
122-39-4	Diphenylamine	4570	10000	2400	ug/kg	J
84-74-2	Di-n-butyl phthalate	112000	10000	2000	ug/kg	
117-84-0	Di-n-octyl phthalate	1350000 <sup>c</sup>	250000	65000	ug/kg	
84-66-2	Diethyl phthalate	ND	10000	3400	ug/kg	
131-11-3	Dimethyl phthalate	33700	10000	3600	ug/kg	
117-81-7	bis(2-Ethylhexyl)phthalate	561000 <sup>b</sup>	50000	22000	ug/kg	
206-44-0	Fluoranthene	2310	10000	2000	ug/kg	J
86-73-7	Fluorene	ND	10000	3600	ug/kg	
118-74-1	Hexachlorobenzene	ND	10000	2600	ug/kg	
87-68-3	Hexachlorobutadiene	ND	10000	3800	ug/kg	
77-47-4	Hexachlorocyclopentadiene	ND	10000	2800	ug/kg	
67-72-1	Hexachloroethane	ND	10000	3200	ug/kg	
193-39-5	Indeno(1,2,3-cd)pyrene	ND	10000	2800	ug/kg	
78-59-1	Isophorone	1770000 <sup>c</sup>	250000	85000	ug/kg	
90-12-0	1-Methylnaphthalene	12700	10000	3200	ug/kg	
91-57-6	2-Methylnaphthalene	27100	10000	3200	ug/kg	
88-74-4	2-Nitroaniline	ND	10000	2400	ug/kg	
99-09-2	3-Nitroaniline	ND	10000	2400	ug/kg	
100-01-6	4-Nitroaniline	ND	10000	6000	ug/kg	
91-20-3	Naphthalene	194000	10000	3400	ug/kg	
98-95-3	Nitrobenzene	ND	10000	3200	ug/kg	
62-75-9	N-Nitrosodimethylamine	ND	100000	44000	ug/kg	
621-64-7	N-Nitroso-di-n-propylamine	ND	20000	11000	ug/kg	
85-01-8	Phenanthrene	4130	10000	2200	ug/kg	J
129-00-0	Pyrene	ND	20000	14000	ug/kg	

ND = Not detected MDL - Method Detection Limit

RL = Reporting Limit

E = Indicates value exceeds calibration range

J = Indicates an estimated value

B = Indicates analyte found in associated method blank

N = Indicates presumptive evidence of a compound

## Report of Analysis

<b>Client Sample ID:</b>	H22-6.0		<b>Date Sampled:</b>	08/30/11
<b>Lab Sample ID:</b>	C17723-26		<b>Date Received:</b>	08/31/11
<b>Matrix:</b>	SO - Soil		<b>Percent Solids:</b>	n/a <sup>a</sup>
<b>Method:</b>	SW846 8270C SW846 3550B			
<b>Project:</b>	Romic Soil Investigation(Romic EPA) - 2081 Bay Road, East Palo Alto, CA			

### ABN Full List

CAS No.	Compound	Result	RL	MDL	Units	Q
110-86-1	Pyridine	ND	40000	4400	ug/kg	
120-82-1	1,2,4-Trichlorobenzene	ND	10000	6800	ug/kg	

CAS No.	Surrogate Recoveries	Run# 1	Run# 2	Run# 3	Limits
367-12-4	2-Fluorophenol	0% <sup>d</sup>	4% <sup>d</sup>	12% <sup>d</sup>	20-100%
4165-62-2	Phenol-d5	7% <sup>d</sup>	25%	23%	20-100%
118-79-6	2,4,6-Tribromophenol	54%	47%	43%	30-100%
4165-60-0	Nitrobenzene-d5	27%	29%	24%	20-100%
321-60-8	2-Fluorobiphenyl	31%	30%	28%	20-106%
1718-51-0	Terphenyl-d14	62%	53% <sup>d</sup>	57%	55-130%

- (a) All results reported on wet weight basis.
- (b) Result is from Run# 2
- (c) Result is from Run# 3
- (d) Outside control limits due to matrix interference.

ND = Not detected      MDL - Method Detection Limit  
 RL = Reporting Limit  
 E = Indicates value exceeds calibration range

J = Indicates an estimated value  
 B = Indicates analyte found in associated method blank  
 N = Indicates presumptive evidence of a compound

## Report of Analysis

<b>Client Sample ID:</b> H22-6.0		<b>Date Sampled:</b> 08/30/11
<b>Lab Sample ID:</b> C17723-26		<b>Date Received:</b> 08/31/11
<b>Matrix:</b> SO - Soil		<b>Percent Solids:</b> n/a <sup>a</sup>
<b>Method:</b> SW846 8015B		
<b>Project:</b> Romic Soil Investigation(Romic EPA) - 2081 Bay Road, East Palo Alto, CA		

Run #	File ID	DF	Analyzed	By	Prep Date	Prep Batch	Analytical Batch
Run #1	JK22564.D	50	09/09/11	TT	n/a	n/a	GJK929
Run #2							

Run #	Initial Weight	Final Volume	Methanol Aliquot
Run #1	4.47 g	5.0 ml	10.0 ul
Run #2			

**TPH Volatiles**

CAS No.	Compound	Result	RL	MDL	Units	Q
	TPH-GRO (C6-C10)	5780	2800	1400	mg/kg	
CAS No.	Surrogate Recoveries	Run# 1	Run# 2	Limits		
98-08-8	aaa-Trifluorotoluene	83%		60-157%		

(a) All results reported on wet weight basis.

ND = Not detected      MDL - Method Detection Limit  
 RL = Reporting Limit  
 E = Indicates value exceeds calibration range

J = Indicates an estimated value  
 B = Indicates analyte found in associated method blank  
 N = Indicates presumptive evidence of a compound

## Report of Analysis

<b>Client Sample ID:</b>	H22-6.0	
<b>Lab Sample ID:</b>	C17723-26	<b>Date Sampled:</b> 08/30/11
<b>Matrix:</b>	SO - Soil	<b>Date Received:</b> 08/31/11
<b>Method:</b>	SW846 8081A SW846 3545A	<b>Percent Solids:</b> n/a <sup>a</sup>
<b>Project:</b>	Romic Soil Investigation(Romic EPA) - 2081 Bay Road, East Palo Alto, CA	

	File ID	DF	Analyzed	By	Prep Date	Prep Batch	Analytical Batch
Run #1 <sup>b</sup>	PP21870.D	400	09/07/11	RV	09/01/11	OP4516	GPP727
Run #2							

	Initial Weight	Final Volume
Run #1	10.0 g	10.0 ml
Run #2		

## Pesticide PPL List

CAS No.	Compound	Result	RL	MDL	Units	Q
309-00-2	Aldrin	ND	4000	480	ug/kg	
319-84-6	alpha-BHC	ND	4000	440	ug/kg	
319-85-7	beta-BHC	ND	4000	960	ug/kg	
319-86-8	delta-BHC	ND	4000	480	ug/kg	
58-89-9	gamma-BHC (Lindane)	ND	4000	480	ug/kg	
12789-03-6	Chlordane	ND	40000	40000	ug/kg	
60-57-1	Dieldrin	ND	4000	720	ug/kg	
72-54-8	4,4' -DDD	ND	4000	840	ug/kg	
72-55-9	4,4' -DDE <sup>c</sup>	2060	4000	720	ug/kg	J
50-29-3	4,4' -DDT	ND	4000	600	ug/kg	
72-20-8	Endrin	ND	4000	720	ug/kg	
7421-93-4	Endrin aldehyde	ND	4000	720	ug/kg	
959-98-8	Endosulfan-I	ND	4000	680	ug/kg	
33213-65-9	Endosulfan-II	ND	4000	720	ug/kg	
1031-07-8	Endosulfan sulfate	ND	4000	680	ug/kg	
76-44-8	Heptachlor	ND	4000	560	ug/kg	
1024-57-3	Heptachlor epoxide	ND	4000	600	ug/kg	
72-43-5	Methoxychlor	ND	4000	640	ug/kg	
8001-35-2	Toxaphene	ND	40000	40000	ug/kg	

CAS No.	Surrogate Recoveries	Run# 1	Run# 2	Limits
877-09-8	Tetrachloro-m-xylene	71%		35-132%
877-09-8	Tetrachloro-m-xylene	1843% <sup>d</sup>		35-132%
2051-24-3	Decachlorobiphenyl	437% <sup>d</sup>		35-132%
2051-24-3	Decachlorobiphenyl	1135% <sup>d</sup>		35-132%

(a) All results reported on wet weight basis.

(b) Reporting limits raised due to high concentration of PCB and hydrocarbons.

(c) Estimated value due to the presence of multiple coeluting Arochlor.

(d) Surrogate outside control limits due to matrix interference and dilution.

ND = Not detected MDL - Method Detection Limit

RL = Reporting Limit

E = Indicates value exceeds calibration range

J = Indicates an estimated value

B = Indicates analyte found in associated method blank

N = Indicates presumptive evidence of a compound

## Report of Analysis

<b>Client Sample ID:</b> H22-6.0		<b>Date Sampled:</b> 08/30/11
<b>Lab Sample ID:</b> C17723-26		<b>Date Received:</b> 08/31/11
<b>Matrix:</b> SO - Soil		<b>Percent Solids:</b> n/a <sup>a</sup>
<b>Method:</b> SW846 8082 SW846 3550B		
<b>Project:</b> Romic Soil Investigation(Romic EPA) - 2081 Bay Road, East Palo Alto, CA		

Run #	File ID	DF	Analyzed	By	Prep Date	Prep Batch	Analytical Batch
Run #1	OO24454.D	20	09/08/11	RV	09/07/11	OP4552	G00771
Run #2	OO24476.D	50	09/09/11	RV	09/07/11	OP4552	G00771

Run #	Initial Weight	Final Volume
Run #1	1.00 g	10.0 ml
Run #2	1.00 g	10.0 ml

**PCB List**

CAS No.	Compound	Result	RL	MDL	Units	Q
12674-11-2	Aroclor 1016	ND	20000	3400	ug/kg	
11104-28-2	Aroclor 1221	ND	20000	10000	ug/kg	
11141-16-5	Aroclor 1232	ND	20000	10000	ug/kg	
53469-21-9	Aroclor 1242	ND	20000	10000	ug/kg	
12672-29-6	Aroclor 1248	ND	20000	10000	ug/kg	
11097-69-1	Aroclor 1254	222000 <sup>b</sup>	50000	25000	ug/kg	
11096-82-5	Aroclor 1260	ND	20000	4000	ug/kg	

CAS No.	Surrogate Recoveries	Run# 1	Run# 2	Limits
877-09-8	Tetrachloro-m-xylene	70%	88%	45-108%
877-09-8	Tetrachloro-m-xylene	70%	88%	45-108%
2051-24-3	Decachlorobiphenyl	133% <sup>c</sup>	172% <sup>c</sup>	54-121%
2051-24-3	Decachlorobiphenyl	184% <sup>c</sup>	180% <sup>c</sup>	54-121%

- (a) All results reported on wet weight basis.
- (b) Result is from Run# 2
- (c) Surrogate outside control limits due to matrix interference.

---

ND = Not detected      MDL - Method Detection Limit      J = Indicates an estimated value  
 RL = Reporting Limit      B = Indicates analyte found in associated method blank  
 E = Indicates value exceeds calibration range      N = Indicates presumptive evidence of a compound

## Report of Analysis

<b>Client Sample ID:</b> H22-6.0		<b>Date Sampled:</b> 08/30/11
<b>Lab Sample ID:</b> C17723-26		<b>Date Received:</b> 08/31/11
<b>Matrix:</b> SO - Soil		<b>Percent Solids:</b> n/a <sup>a</sup>
<b>Method:</b> SW846 8015B M SW846 3545A		
<b>Project:</b> Romic Soil Investigation(Romic EPA) - 2081 Bay Road, East Palo Alto, CA		

	File ID	DF	Analyzed	By	Prep Date	Prep Batch	Analytical Batch
Run #1	HH16827.D	20	09/08/11	JH	09/02/11	OP4524	GHH560
Run #2							

	Initial Weight	Final Volume
Run #1	10.1 g	10.0 ml
Run #2		

**TPH Extractable w/ Silica Gel Cleanup**

CAS No.	Compound	Result	RL	MDL	Units	Q
	TPH (C10-C28)	18000	2000	990	mg/kg	
	TPH (> C28-C40)	4840	4000	2000	mg/kg	

CAS No.	Surrogate Recoveries	Run# 1	Run# 2	Limits
630-01-3	Hexacosane	0% <sup>b</sup>		45-140%

- (a) All results reported on wet weight basis.
- (b) Outside control limits due to dilution.

---

ND = Not detected      MDL - Method Detection Limit      J = Indicates an estimated value  
 RL = Reporting Limit      B = Indicates analyte found in associated method blank  
 E = Indicates value exceeds calibration range      N = Indicates presumptive evidence of a compound



## Report of Analysis

<b>Client Sample ID:</b>	H22-6.0	<b>Date Sampled:</b>	08/30/11
<b>Lab Sample ID:</b>	C17723-26	<b>Date Received:</b>	08/31/11
<b>Matrix:</b>	SO - Soil	<b>Percent Solids:</b>	n/a <sup>a</sup>
<b>Project:</b>	Romic Soil Investigation(Romic EPA) - 2081 Bay Road,East Palo Alto,CA		

## Metals Analysis

Analyte	Result	RL	Units	DF	Prep	Analyzed By	Method	Prep Method
Antimony <sup>b</sup>	171	3.5	mg/kg	2	09/04/11	09/07/11 RS	SW846 6010B <sup>1</sup>	SW846 3050B <sup>3</sup>
Arsenic <sup>b</sup>	4.4	3.5	mg/kg	2	09/04/11	09/07/11 RS	SW846 6010B <sup>1</sup>	SW846 3050B <sup>3</sup>
Barium <sup>b</sup>	1330	35	mg/kg	2	09/04/11	09/07/11 RS	SW846 6010B <sup>1</sup>	SW846 3050B <sup>3</sup>
Beryllium <sup>b</sup>	< 1.7	1.7	mg/kg	2	09/04/11	09/07/11 RS	SW846 6010B <sup>1</sup>	SW846 3050B <sup>3</sup>
Cadmium <sup>b</sup>	48.7	1.7	mg/kg	2	09/04/11	09/07/11 RS	SW846 6010B <sup>1</sup>	SW846 3050B <sup>3</sup>
Chromium <sup>b</sup>	1910	1.7	mg/kg	2	09/04/11	09/07/11 RS	SW846 6010B <sup>1</sup>	SW846 3050B <sup>3</sup>
Cobalt <sup>b</sup>	34.3	1.7	mg/kg	2	09/04/11	09/07/11 RS	SW846 6010B <sup>1</sup>	SW846 3050B <sup>3</sup>
Copper <sup>b</sup>	426	4.3	mg/kg	2	09/04/11	09/07/11 RS	SW846 6010B <sup>1</sup>	SW846 3050B <sup>3</sup>
Lead <sup>b</sup>	8000	3.5	mg/kg	2	09/04/11	09/07/11 RS	SW846 6010B <sup>1</sup>	SW846 3050B <sup>3</sup>
Mercury	8.5	0.57	mg/kg	15	09/09/11	09/10/11 RW	SW846 7471A <sup>2</sup>	SW846 7471A <sup>4</sup>
Molybdenum <sup>b</sup>	135	3.5	mg/kg	2	09/04/11	09/07/11 RS	SW846 6010B <sup>1</sup>	SW846 3050B <sup>3</sup>
Nickel <sup>b</sup>	65.6	1.7	mg/kg	2	09/04/11	09/07/11 RS	SW846 6010B <sup>1</sup>	SW846 3050B <sup>3</sup>
Selenium <sup>b</sup>	< 5.1	5.1	mg/kg	2	09/04/11	09/07/11 RS	SW846 6010B <sup>1</sup>	SW846 3050B <sup>3</sup>
Silver <sup>b</sup>	< 1.7	1.7	mg/kg	2	09/04/11	09/07/11 RS	SW846 6010B <sup>1</sup>	SW846 3050B <sup>3</sup>
Thallium <sup>b</sup>	< 5.1	5.1	mg/kg	2	09/04/11	09/07/11 RS	SW846 6010B <sup>1</sup>	SW846 3050B <sup>3</sup>
Vanadium <sup>b</sup>	16.5	1.7	mg/kg	2	09/04/11	09/07/11 RS	SW846 6010B <sup>1</sup>	SW846 3050B <sup>3</sup>
Zinc <sup>b</sup>	1780	3.5	mg/kg	2	09/04/11	09/07/11 RS	SW846 6010B <sup>1</sup>	SW846 3050B <sup>3</sup>

(1) Instrument QC Batch: MA2080

(2) Instrument QC Batch: MA2085

(3) Prep QC Batch: MP3925

(4) Prep QC Batch: MP3952

(a) All results reported on wet weight basis.

(b) Elevated reporting limit(s) due to matrix interference and/or dilution required for high interfering element.

RL = Reporting Limit

## Report of Analysis

<b>Client Sample ID:</b>	H24-0.7	<b>Date Sampled:</b>	08/30/11
<b>Lab Sample ID:</b>	C17723-27	<b>Date Received:</b>	08/31/11
<b>Matrix:</b>	SO - Soil	<b>Percent Solids:</b>	n/a <sup>a</sup>
<b>Method:</b>	SW846 8260B	<b>Project:</b> Romic Soil Investigation(Romic EPA) - 2081 Bay Road, East Palo Alto, CA	

Run #	File ID	DF	Analyzed	By	Prep Date	Prep Batch	Analytical Batch
Run #1	M27440.D	1	09/10/11	XB	n/a	n/a	VM871
Run #2							

Run #	Initial Weight
Run #1	5.55 g
Run #2	

## VOA 8260 List

CAS No.	Compound	Result	RL	MDL	Units	Q
67-64-1	Acetone	57.0	90	18	ug/kg	J
71-43-2	Benzene	ND	4.5	1.4	ug/kg	
108-86-1	Bromobenzene	ND	4.5	1.4	ug/kg	
74-97-5	Bromochloromethane	ND	4.5	1.4	ug/kg	
75-27-4	Bromodichloromethane	ND	4.5	0.90	ug/kg	
75-25-2	Bromoform	ND	4.5	0.90	ug/kg	
104-51-8	n-Butylbenzene	ND	4.5	1.4	ug/kg	
135-98-8	sec-Butylbenzene	ND	4.5	1.4	ug/kg	
98-06-6	tert-Butylbenzene	ND	4.5	1.4	ug/kg	
108-90-7	Chlorobenzene	ND	4.5	1.4	ug/kg	
75-00-3	Chloroethane	5.9	4.5	1.4	ug/kg	
67-66-3	Chloroform	ND	4.5	1.4	ug/kg	
95-49-8	o-Chlorotoluene	ND	4.5	1.4	ug/kg	
106-43-4	p-Chlorotoluene	ND	4.5	1.4	ug/kg	
56-23-5	Carbon tetrachloride	ND	4.5	0.90	ug/kg	
75-34-3	1,1-Dichloroethane	1.0	4.5	0.90	ug/kg	J
75-35-4	1,1-Dichloroethylene	2.3	4.5	1.4	ug/kg	J
563-58-6	1,1-Dichloropropene	ND	4.5	1.4	ug/kg	
96-12-8	1,2-Dibromo-3-chloropropane	ND	4.5	0.90	ug/kg	
106-93-4	1,2-Dibromoethane	ND	4.5	0.90	ug/kg	
107-06-2	1,2-Dichloroethane	ND	4.5	1.4	ug/kg	
78-87-5	1,2-Dichloropropane	ND	4.5	1.4	ug/kg	
142-28-9	1,3-Dichloropropane	ND	4.5	1.4	ug/kg	
108-20-3	Di-Isopropyl ether	ND	4.5	1.4	ug/kg	
594-20-7	2,2-Dichloropropane	ND	4.5	1.4	ug/kg	
124-48-1	Dibromochloromethane	ND	4.5	0.90	ug/kg	
75-71-8	Dichlorodifluoromethane	ND	4.5	0.90	ug/kg	
156-59-2	cis-1,2-Dichloroethylene	1.8	4.5	1.4	ug/kg	J
10061-01-5	cis-1,3-Dichloropropene	ND	4.5	1.4	ug/kg	
541-73-1	m-Dichlorobenzene	ND	4.5	1.4	ug/kg	
95-50-1	o-Dichlorobenzene	ND	4.5	1.4	ug/kg	
106-46-7	p-Dichlorobenzene	ND	4.5	1.4	ug/kg	

ND = Not detected MDL - Method Detection Limit

RL = Reporting Limit

E = Indicates value exceeds calibration range

J = Indicates an estimated value

B = Indicates analyte found in associated method blank

N = Indicates presumptive evidence of a compound

## Report of Analysis

<b>Client Sample ID:</b>	H24-0.7	<b>Date Sampled:</b>	08/30/11
<b>Lab Sample ID:</b>	C17723-27	<b>Date Received:</b>	08/31/11
<b>Matrix:</b>	SO - Soil	<b>Percent Solids:</b>	n/a <sup>a</sup>
<b>Method:</b>	SW846 8260B	<b>Project:</b> Romic Soil Investigation(Romic EPA) - 2081 Bay Road,East Palo Alto,CA	

## VOA 8260 List

CAS No.	Compound	Result	RL	MDL	Units	Q
156-60-5	trans-1,2-Dichloroethylene	ND	4.5	1.4	ug/kg	
10061-02-6	trans-1,3-Dichloropropene	ND	4.5	1.4	ug/kg	
100-41-4	Ethylbenzene	ND	4.5	1.4	ug/kg	
637-92-3	Ethyl tert-Butyl Ether	ND	4.5	1.4	ug/kg	
591-78-6	2-Hexanone	ND	36	4.5	ug/kg	
87-68-3	Hexachlorobutadiene	ND	4.5	0.90	ug/kg	
98-82-8	Isopropylbenzene	ND	4.5	1.4	ug/kg	
99-87-6	p-Isopropyltoluene	ND	4.5	1.4	ug/kg	
108-10-1	4-Methyl-2-pentanone	ND	36	14	ug/kg	
74-83-9	Methyl bromide	ND	4.5	2.3	ug/kg	
74-87-3	Methyl chloride	ND	4.5	1.4	ug/kg	
74-95-3	Methylene bromide	ND	4.5	2.3	ug/kg	
75-09-2	Methylene chloride	ND	23	14	ug/kg	
78-93-3	Methyl ethyl ketone	21.6	36	11	ug/kg	J
1634-04-4	Methyl Tert Butyl Ether	ND	4.5	0.90	ug/kg	
91-20-3	Naphthalene	1.6	4.5	1.4	ug/kg	J
103-65-1	n-Propylbenzene	ND	4.5	1.4	ug/kg	
100-42-5	Styrene	ND	4.5	0.90	ug/kg	
994-05-8	Tert-Amyl Methyl Ether	ND	4.5	1.1	ug/kg	
75-65-0	Tert Butyl Alcohol	ND	36	9.0	ug/kg	
630-20-6	1,1,1,2-Tetrachloroethane	ND	4.5	0.90	ug/kg	
71-55-6	1,1,1-Trichloroethane	ND	4.5	1.4	ug/kg	
79-34-5	1,1,2,2-Tetrachloroethane	ND	4.5	0.90	ug/kg	
79-00-5	1,1,2-Trichloroethane	1.0	4.5	0.90	ug/kg	J
87-61-6	1,2,3-Trichlorobenzene	ND	4.5	1.4	ug/kg	
96-18-4	1,2,3-Trichloropropane	ND	4.5	1.4	ug/kg	
120-82-1	1,2,4-Trichlorobenzene	ND	4.5	1.4	ug/kg	
95-63-6	1,2,4-Trimethylbenzene	1.6	4.5	1.4	ug/kg	J
108-67-8	1,3,5-Trimethylbenzene	ND	4.5	1.4	ug/kg	
127-18-4	Tetrachloroethylene	ND	4.5	3.2	ug/kg	
108-88-3	Toluene	5.9	4.5	1.4	ug/kg	
79-01-6	Trichloroethylene	ND	4.5	0.90	ug/kg	
75-69-4	Trichlorofluoromethane	ND	4.5	1.1	ug/kg	
75-01-4	Vinyl chloride	28.5	4.5	2.3	ug/kg	
1330-20-7	Xylene (total)	4.5	9.0	3.6	ug/kg	J

CAS No.	Surrogate Recoveries	Run# 1	Run# 2	Limits
1868-53-7	Dibromofluoromethane	97%		60-130%
2037-26-5	Toluene-D8	102%		60-130%

ND = Not detected MDL - Method Detection Limit

RL = Reporting Limit

E = Indicates value exceeds calibration range

J = Indicates an estimated value

B = Indicates analyte found in associated method blank

N = Indicates presumptive evidence of a compound

## Report of Analysis

<b>Client Sample ID:</b>	H24-0.7		
<b>Lab Sample ID:</b>	C17723-27	<b>Date Sampled:</b>	08/30/11
<b>Matrix:</b>	SO - Soil	<b>Date Received:</b>	08/31/11
<b>Method:</b>	SW846 8260B	<b>Percent Solids:</b>	n/a <sup>a</sup>
<b>Project:</b>	Romic Soil Investigation(Romic EPA) - 2081 Bay Road, East Palo Alto, CA		

### VOA 8260 List

CAS No.	Surrogate Recoveries	Run# 1	Run# 2	Limits
460-00-4	4-Bromofluorobenzene	90%		60-130%

(a) All results reported on wet weight basis.

ND = Not detected      MDL - Method Detection Limit  
 RL = Reporting Limit  
 E = Indicates value exceeds calibration range

J = Indicates an estimated value  
 B = Indicates analyte found in associated method blank  
 N = Indicates presumptive evidence of a compound

## Report of Analysis

<b>Client Sample ID:</b> H24-0.7	<b>Date Sampled:</b> 08/30/11
<b>Lab Sample ID:</b> C17723-27	<b>Date Received:</b> 08/31/11
<b>Matrix:</b> SO - Soil	<b>Percent Solids:</b> n/a <sup>a</sup>
<b>Project:</b> Romic Soil Investigation(Romic EPA) - 2081 Bay Road, East Palo Alto, CA	

### Metals Analysis

Analyte	Result	RL	Units	DF	Prep	Analyzed By	Method	Prep Method
Arsenic	4.0	1.8	mg/kg	1	09/04/11	09/06/11 RS	SW846 6010B <sup>1</sup>	SW846 3050B <sup>3</sup>
Lead	38.4	1.8	mg/kg	1	09/04/11	09/06/11 RS	SW846 6010B <sup>1</sup>	SW846 3050B <sup>3</sup>
Mercury	0.34	0.038	mg/kg	1	09/09/11	09/10/11 RW	SW846 7471A <sup>2</sup>	SW846 7471A <sup>4</sup>

- (1) Instrument QC Batch: MA2077
- (2) Instrument QC Batch: MA2085
- (3) Prep QC Batch: MP3925
- (4) Prep QC Batch: MP3952

(a) All results reported on wet weight basis.

---

RL = Reporting Limit

## Report of Analysis

<b>Client Sample ID:</b>	H24-5.0	<b>Date Sampled:</b>	08/30/11
<b>Lab Sample ID:</b>	C17723-28	<b>Date Received:</b>	08/31/11
<b>Matrix:</b>	SO - Soil	<b>Percent Solids:</b>	n/a <sup>a</sup>
<b>Method:</b>	SW846 8260B	<b>Project:</b> Romic Soil Investigation(Romic EPA) - 2081 Bay Road, East Palo Alto, CA	

Run #	File ID	DF	Analyzed	By	Prep Date	Prep Batch	Analytical Batch
Run #1	M27454.D	40	09/10/11	XB	n/a	n/a	VM871
Run #2							

Run #	Initial Weight	Final Volume	Methanol Aliquot
Run #1	2.93 g	5.0 ml	25.0 ul
Run #2			

## VOA 8260 List

CAS No.	Compound	Result	RL	MDL	Units	Q
67-64-1	Acetone	ND	140000	270000	ug/kg	
71-43-2	Benzene	ND	68000	20000	ug/kg	
108-86-1	Bromobenzene	ND	68000	20000	ug/kg	
74-97-5	Bromochloromethane	ND	68000	20000	ug/kg	
75-27-4	Bromodichloromethane	ND	68000	14000	ug/kg	
75-25-2	Bromoform	ND	68000	14000	ug/kg	
104-51-8	n-Butylbenzene	ND	68000	20000	ug/kg	
135-98-8	sec-Butylbenzene	ND	68000	20000	ug/kg	
98-06-6	tert-Butylbenzene	ND	68000	20000	ug/kg	
108-90-7	Chlorobenzene	ND	68000	20000	ug/kg	
75-00-3	Chloroethane	ND	68000	20000	ug/kg	
67-66-3	Chloroform	ND	68000	20000	ug/kg	
95-49-8	o-Chlorotoluene	ND	68000	20000	ug/kg	
106-43-4	p-Chlorotoluene	ND	68000	20000	ug/kg	
56-23-5	Carbon tetrachloride	ND	68000	14000	ug/kg	
75-34-3	1,1-Dichloroethane	ND	68000	14000	ug/kg	
75-35-4	1,1-Dichloroethylene	ND	68000	20000	ug/kg	
563-58-6	1,1-Dichloropropene	ND	68000	20000	ug/kg	
96-12-8	1,2-Dibromo-3-chloropropane	ND	68000	14000	ug/kg	
106-93-4	1,2-Dibromoethane	ND	68000	14000	ug/kg	
107-06-2	1,2-Dichloroethane	ND	68000	20000	ug/kg	
78-87-5	1,2-Dichloropropane	ND	68000	20000	ug/kg	
142-28-9	1,3-Dichloropropane	ND	68000	20000	ug/kg	
108-20-3	Di-Isopropyl ether	ND	68000	20000	ug/kg	
594-20-7	2,2-Dichloropropane	ND	68000	20000	ug/kg	
124-48-1	Dibromochloromethane	ND	68000	14000	ug/kg	
75-71-8	Dichlorodifluoromethane	ND	68000	14000	ug/kg	
156-59-2	cis-1,2-Dichloroethylene	ND	68000	20000	ug/kg	
10061-01-5	cis-1,3-Dichloropropene	ND	68000	20000	ug/kg	
541-73-1	m-Dichlorobenzene	ND	68000	20000	ug/kg	
95-50-1	o-Dichlorobenzene	ND	68000	20000	ug/kg	
106-46-7	p-Dichlorobenzene	ND	68000	20000	ug/kg	

ND = Not detected MDL - Method Detection Limit

RL = Reporting Limit

E = Indicates value exceeds calibration range

J = Indicates an estimated value

B = Indicates analyte found in associated method blank

N = Indicates presumptive evidence of a compound

# Report of Analysis

<b>Client Sample ID:</b>	H24-5.0	<b>Date Sampled:</b>	08/30/11
<b>Lab Sample ID:</b>	C17723-28	<b>Date Received:</b>	08/31/11
<b>Matrix:</b>	SO - Soil	<b>Percent Solids:</b>	n/a <sup>a</sup>
<b>Method:</b>	SW846 8260B	<b>Project:</b> Romc Soil Investigation(Romc EPA) - 2081 Bay Road,East Palo Alto,CA	

**VOA 8260 List**

CAS No.	Compound	Result	RL	MDL	Units	Q
156-60-5	trans-1,2-Dichloroethylene	ND	68000	20000	ug/kg	
10061-02-6	trans-1,3-Dichloropropene	ND	68000	20000	ug/kg	
100-41-4	Ethylbenzene	200000	68000	20000	ug/kg	
637-92-3	Ethyl tert-Butyl Ether	ND	68000	20000	ug/kg	
591-78-6	2-Hexanone	ND	550000	68000	ug/kg	
87-68-3	Hexachlorobutadiene	ND	68000	14000	ug/kg	
98-82-8	Isopropylbenzene	ND	68000	20000	ug/kg	
99-87-6	p-Isopropyltoluene	ND	68000	20000	ug/kg	
108-10-1	4-Methyl-2-pentanone	ND	550000	200000	ug/kg	
74-83-9	Methyl bromide	ND	68000	34000	ug/kg	
74-87-3	Methyl chloride	ND	68000	20000	ug/kg	
74-95-3	Methylene bromide	ND	68000	34000	ug/kg	
75-09-2	Methylene chloride	ND	340000	220000	ug/kg	
78-93-3	Methyl ethyl ketone	342000	550000	160000	ug/kg	J
1634-04-4	Methyl Tert Butyl Ether	ND	68000	14000	ug/kg	
91-20-3	Naphthalene	266000	68000	20000	ug/kg	
103-65-1	n-Propylbenzene	ND	68000	20000	ug/kg	
100-42-5	Styrene	ND	68000	14000	ug/kg	
994-05-8	Tert-Amyl Methyl Ether	ND	68000	16000	ug/kg	
75-65-0	Tert Butyl Alcohol	ND	550000	140000	ug/kg	
630-20-6	1,1,1,2-Tetrachloroethane	ND	68000	14000	ug/kg	
71-55-6	1,1,1-Trichloroethane	ND	68000	20000	ug/kg	
79-34-5	1,1,2,2-Tetrachloroethane	ND	68000	14000	ug/kg	
79-00-5	1,1,2-Trichloroethane	31700	68000	14000	ug/kg	J
87-61-6	1,2,3-Trichlorobenzene	ND	68000	20000	ug/kg	
96-18-4	1,2,3-Trichloropropane	ND	68000	20000	ug/kg	
120-82-1	1,2,4-Trichlorobenzene	37400	68000	20000	ug/kg	J
95-63-6	1,2,4-Trimethylbenzene	240000	68000	20000	ug/kg	
108-67-8	1,3,5-Trimethylbenzene	55200	68000	20000	ug/kg	J
127-18-4	Tetrachloroethylene	92700	68000	48000	ug/kg	
108-88-3	Toluene	892000	68000	20000	ug/kg	
79-01-6	Trichloroethylene	33500	68000	14000	ug/kg	J
75-69-4	Trichlorofluoromethane	ND	68000	16000	ug/kg	
75-01-4	Vinyl chloride	ND	68000	34000	ug/kg	
1330-20-7	Xylene (total)	956000	140000	55000	ug/kg	

CAS No.	Surrogate Recoveries	Run# 1	Run# 2	Limits
1868-53-7	Dibromofluoromethane	89%		60-130%
2037-26-5	Toluene-D8	105%		60-130%

ND = Not detected      MDL - Method Detection Limit  
 RL = Reporting Limit  
 E = Indicates value exceeds calibration range

J = Indicates an estimated value  
 B = Indicates analyte found in associated method blank  
 N = Indicates presumptive evidence of a compound

## Report of Analysis

<b>Client Sample ID:</b>	H24-5.0		
<b>Lab Sample ID:</b>	C17723-28	<b>Date Sampled:</b>	08/30/11
<b>Matrix:</b>	SO - Soil	<b>Date Received:</b>	08/31/11
<b>Method:</b>	SW846 8260B	<b>Percent Solids:</b>	n/a <sup>a</sup>
<b>Project:</b>	Romic Soil Investigation(Romic EPA) - 2081 Bay Road, East Palo Alto, CA		

### VOA 8260 List

CAS No.	Surrogate Recoveries	Run# 1	Run# 2	Limits
460-00-4	4-Bromofluorobenzene	96%		60-130%

(a) All results reported on wet weight basis.

ND = Not detected      MDL - Method Detection Limit  
 RL = Reporting Limit  
 E = Indicates value exceeds calibration range

J = Indicates an estimated value  
 B = Indicates analyte found in associated method blank  
 N = Indicates presumptive evidence of a compound



## Report of Analysis

<b>Client Sample ID:</b>	H24-5.0	<b>Date Sampled:</b>	08/30/11
<b>Lab Sample ID:</b>	C17723-28	<b>Date Received:</b>	08/31/11
<b>Matrix:</b>	SO - Soil	<b>Percent Solids:</b>	n/a <sup>a</sup>
<b>Project:</b>	Romic Soil Investigation(Romic EPA) - 2081 Bay Road,East Palo Alto,CA		

### Metals Analysis

Analyte	Result	RL	Units	DF	Prep	Analyzed By	Method	Prep Method
Arsenic <sup>b</sup>	8.7	3.5	mg/kg	2	09/04/11	09/07/11 RS	SW846 6010B <sup>1</sup>	SW846 3050B <sup>3</sup>
Lead <sup>b</sup>	1180	3.5	mg/kg	2	09/04/11	09/07/11 RS	SW846 6010B <sup>1</sup>	SW846 3050B <sup>3</sup>
Mercury	3.9	0.36	mg/kg	10	09/09/11	09/10/11 RW	SW846 7471A <sup>2</sup>	SW846 7471A <sup>4</sup>

- (1) Instrument QC Batch: MA2080
- (2) Instrument QC Batch: MA2085
- (3) Prep QC Batch: MP3925
- (4) Prep QC Batch: MP3952

- (a) All results reported on wet weight basis.
- (b) Elevated reporting limit(s) due to matrix interference and/or dilution required for high interfering element.

RL = Reporting Limit

## Report of Analysis

<b>Client Sample ID:</b>	H24-8.0	<b>Date Sampled:</b>	08/30/11
<b>Lab Sample ID:</b>	C17723-29	<b>Date Received:</b>	08/31/11
<b>Matrix:</b>	SO - Soil	<b>Percent Solids:</b>	n/a <sup>a</sup>
<b>Method:</b>	SW846 8260B	<b>Project:</b> Romic Soil Investigation(Romic EPA) - 2081 Bay Road, East Palo Alto, CA	

Run #	File ID	DF	Analyzed	By	Prep Date	Prep Batch	Analytical Batch
Run #1	M27455.D	40	09/10/11	XB	n/a	n/a	VM871
Run #2							

Run #	Initial Weight	Final Volume	Methanol Aliquot
Run #1	5.40 g	5.0 ml	10.0 ul
Run #2			

## VOA 8260 List

CAS No.	Compound	Result	RL	MDL	Units	Q
67-64-1	Acetone	ND	1900000	370000	ug/kg	
71-43-2	Benzene	ND	93000	28000	ug/kg	
108-86-1	Bromobenzene	ND	93000	28000	ug/kg	
74-97-5	Bromochloromethane	ND	93000	28000	ug/kg	
75-27-4	Bromodichloromethane	ND	93000	19000	ug/kg	
75-25-2	Bromoform	ND	93000	19000	ug/kg	
104-51-8	n-Butylbenzene	ND	93000	28000	ug/kg	
135-98-8	sec-Butylbenzene	ND	93000	28000	ug/kg	
98-06-6	tert-Butylbenzene	ND	93000	28000	ug/kg	
108-90-7	Chlorobenzene	ND	93000	28000	ug/kg	
75-00-3	Chloroethane	ND	93000	28000	ug/kg	
67-66-3	Chloroform	ND	93000	28000	ug/kg	
95-49-8	o-Chlorotoluene	ND	93000	28000	ug/kg	
106-43-4	p-Chlorotoluene	ND	93000	28000	ug/kg	
56-23-5	Carbon tetrachloride	ND	93000	19000	ug/kg	
75-34-3	1,1-Dichloroethane	ND	93000	19000	ug/kg	
75-35-4	1,1-Dichloroethylene	ND	93000	28000	ug/kg	
563-58-6	1,1-Dichloropropene	ND	93000	28000	ug/kg	
96-12-8	1,2-Dibromo-3-chloropropane	ND	93000	19000	ug/kg	
106-93-4	1,2-Dibromoethane	ND	93000	19000	ug/kg	
107-06-2	1,2-Dichloroethane	ND	93000	28000	ug/kg	
78-87-5	1,2-Dichloropropane	ND	93000	28000	ug/kg	
142-28-9	1,3-Dichloropropane	ND	93000	28000	ug/kg	
108-20-3	Di-Isopropyl ether	ND	93000	28000	ug/kg	
594-20-7	2,2-Dichloropropane	ND	93000	28000	ug/kg	
124-48-1	Dibromochloromethane	ND	93000	19000	ug/kg	
75-71-8	Dichlorodifluoromethane	ND	93000	19000	ug/kg	
156-59-2	cis-1,2-Dichloroethylene	ND	93000	28000	ug/kg	
10061-01-5	cis-1,3-Dichloropropene	ND	93000	28000	ug/kg	
541-73-1	m-Dichlorobenzene	ND	93000	28000	ug/kg	
95-50-1	o-Dichlorobenzene	ND	93000	28000	ug/kg	
106-46-7	p-Dichlorobenzene	ND	93000	28000	ug/kg	

ND = Not detected MDL - Method Detection Limit

RL = Reporting Limit

E = Indicates value exceeds calibration range

J = Indicates an estimated value

B = Indicates analyte found in associated method blank

N = Indicates presumptive evidence of a compound

## Report of Analysis

<b>Client Sample ID:</b>	H24-8.0	<b>Date Sampled:</b>	08/30/11
<b>Lab Sample ID:</b>	C17723-29	<b>Date Received:</b>	08/31/11
<b>Matrix:</b>	SO - Soil	<b>Percent Solids:</b>	n/a <sup>a</sup>
<b>Method:</b>	SW846 8260B	<b>Project:</b> Romc Soil Investigation(Romc EPA) - 2081 Bay Road,East Palo Alto,CA	

**VOA 8260 List**

CAS No.	Compound	Result	RL	MDL	Units	Q
156-60-5	trans-1,2-Dichloroethylene	ND	93000	28000	ug/kg	
10061-02-6	trans-1,3-Dichloropropene	ND	93000	28000	ug/kg	
100-41-4	Ethylbenzene	269000	93000	28000	ug/kg	
637-92-3	Ethyl tert-Butyl Ether	ND	93000	28000	ug/kg	
591-78-6	2-Hexanone	ND	740000	93000	ug/kg	
87-68-3	Hexachlorobutadiene	ND	93000	19000	ug/kg	
98-82-8	Isopropylbenzene	ND	93000	28000	ug/kg	
99-87-6	p-Isopropyltoluene	ND	93000	28000	ug/kg	
108-10-1	4-Methyl-2-pentanone	ND	740000	280000	ug/kg	
74-83-9	Methyl bromide	ND	93000	46000	ug/kg	
74-87-3	Methyl chloride	ND	93000	28000	ug/kg	
74-95-3	Methylene bromide	ND	93000	46000	ug/kg	
75-09-2	Methylene chloride	ND	460000	300000	ug/kg	
78-93-3	Methyl ethyl ketone	1350000	740000	220000	ug/kg	
1634-04-4	Methyl Tert Butyl Ether	ND	93000	19000	ug/kg	
91-20-3	Naphthalene	419000	93000	28000	ug/kg	
103-65-1	n-Propylbenzene	37200	93000	28000	ug/kg	J
100-42-5	Styrene	ND	93000	19000	ug/kg	
994-05-8	Tert-Amyl Methyl Ether	ND	93000	22000	ug/kg	
75-65-0	Tert Butyl Alcohol	ND	740000	190000	ug/kg	
630-20-6	1,1,1,2-Tetrachloroethane	ND	93000	19000	ug/kg	
71-55-6	1,1,1-Trichloroethane	265000	93000	28000	ug/kg	
79-34-5	1,1,2,2-Tetrachloroethane	ND	93000	19000	ug/kg	
79-00-5	1,1,2-Trichloroethane	186000	93000	19000	ug/kg	
87-61-6	1,2,3-Trichlorobenzene	ND	93000	28000	ug/kg	
96-18-4	1,2,3-Trichloropropane	ND	93000	28000	ug/kg	
120-82-1	1,2,4-Trichlorobenzene	ND	93000	28000	ug/kg	
95-63-6	1,2,4-Trimethylbenzene	355000	93000	28000	ug/kg	
108-67-8	1,3,5-Trimethylbenzene	79200	93000	28000	ug/kg	J
127-18-4	Tetrachloroethylene	199000	93000	65000	ug/kg	
108-88-3	Toluene	1360000	93000	28000	ug/kg	
79-01-6	Trichloroethylene	70100	93000	19000	ug/kg	J
75-69-4	Trichlorofluoromethane	ND	93000	22000	ug/kg	
75-01-4	Vinyl chloride	ND	93000	46000	ug/kg	
1330-20-7	Xylene (total)	1440000	190000	74000	ug/kg	

CAS No.	Surrogate Recoveries	Run# 1	Run# 2	Limits
1868-53-7	Dibromofluoromethane	89%		60-130%
2037-26-5	Toluene-D8	103%		60-130%

ND = Not detected      MDL - Method Detection Limit  
 RL = Reporting Limit  
 E = Indicates value exceeds calibration range

J = Indicates an estimated value  
 B = Indicates analyte found in associated method blank  
 N = Indicates presumptive evidence of a compound

## Report of Analysis

<b>Client Sample ID:</b>	H24-8.0	<b>Date Sampled:</b>	08/30/11
<b>Lab Sample ID:</b>	C17723-29	<b>Date Received:</b>	08/31/11
<b>Matrix:</b>	SO - Soil	<b>Percent Solids:</b>	n/a <sup>a</sup>
<b>Method:</b>	SW846 8260B	<b>Project:</b> Romic Soil Investigation(Romic EPA) - 2081 Bay Road, East Palo Alto, CA	

### VOA 8260 List

CAS No.	Surrogate Recoveries	Run# 1	Run# 2	Limits
460-00-4	4-Bromofluorobenzene	95%		60-130%

(a) All results reported on wet weight basis.

ND = Not detected      MDL - Method Detection Limit  
 RL = Reporting Limit  
 E = Indicates value exceeds calibration range

J = Indicates an estimated value  
 B = Indicates analyte found in associated method blank  
 N = Indicates presumptive evidence of a compound

## Report of Analysis

<b>Client Sample ID:</b> H24-8.0	<b>Date Sampled:</b> 08/30/11
<b>Lab Sample ID:</b> C17723-29	<b>Date Received:</b> 08/31/11
<b>Matrix:</b> SO - Soil	<b>Percent Solids:</b> n/a <sup>a</sup>
<b>Project:</b> Romic Soil Investigation(Romic EPA) - 2081 Bay Road,East Palo Alto,CA	

### Metals Analysis

Analyte	Result	RL	Units	DF	Prep	Analyzed By	Method	Prep Method
Arsenic <sup>b</sup>	10.7	3.6	mg/kg	2	09/04/11	09/07/11 RS	SW846 6010B <sup>1</sup>	SW846 3050B <sup>3</sup>
Lead <sup>b</sup>	1950	3.6	mg/kg	2	09/04/11	09/07/11 RS	SW846 6010B <sup>1</sup>	SW846 3050B <sup>3</sup>
Mercury	6.9	0.40	mg/kg	10	09/09/11	09/10/11 RW	SW846 7471A <sup>2</sup>	SW846 7471A <sup>4</sup>

- (1) Instrument QC Batch: MA2080
- (2) Instrument QC Batch: MA2085
- (3) Prep QC Batch: MP3925
- (4) Prep QC Batch: MP3952

- (a) All results reported on wet weight basis.
- (b) Elevated reporting limit(s) due to matrix interference and/or dilution required for high interfering element.

RL = Reporting Limit

## Report of Analysis

<b>Client Sample ID:</b>	F18-0.5	<b>Date Sampled:</b>	08/30/11
<b>Lab Sample ID:</b>	C17723-30	<b>Date Received:</b>	08/31/11
<b>Matrix:</b>	SO - Soil	<b>Percent Solids:</b>	n/a <sup>a</sup>
<b>Method:</b>	SW846 8260B	<b>Project:</b> Romic Soil Investigation(Romic EPA) - 2081 Bay Road, East Palo Alto, CA	

Run #	File ID	DF	Analyzed	By	Prep Date	Prep Batch	Analytical Batch
Run #1	M27473.D	1	09/11/11	XB	n/a	n/a	VM872
Run #2							

Run #	Initial Weight
Run #1	5.79 g
Run #2	

## VOA 8260 List

CAS No.	Compound	Result	RL	MDL	Units	Q
67-64-1	Acetone	64.2	86	17	ug/kg	J
71-43-2	Benzene	4.1	4.3	1.3	ug/kg	J
108-86-1	Bromobenzene	ND	4.3	1.3	ug/kg	
74-97-5	Bromochloromethane	ND	4.3	1.3	ug/kg	
75-27-4	Bromodichloromethane	ND	4.3	0.86	ug/kg	
75-25-2	Bromoform	ND	4.3	0.86	ug/kg	
104-51-8	n-Butylbenzene	ND	4.3	1.3	ug/kg	
135-98-8	sec-Butylbenzene	ND	4.3	1.3	ug/kg	
98-06-6	tert-Butylbenzene	ND	4.3	1.3	ug/kg	
108-90-7	Chlorobenzene	ND	4.3	1.3	ug/kg	
75-00-3	Chloroethane	2.0	4.3	1.3	ug/kg	J
67-66-3	Chloroform	ND	4.3	1.3	ug/kg	
95-49-8	o-Chlorotoluene	ND	4.3	1.3	ug/kg	
106-43-4	p-Chlorotoluene	ND	4.3	1.3	ug/kg	
56-23-5	Carbon tetrachloride	ND	4.3	0.86	ug/kg	
75-34-3	1,1-Dichloroethane	ND	4.3	0.86	ug/kg	
75-35-4	1,1-Dichloroethylene	ND	4.3	1.3	ug/kg	
563-58-6	1,1-Dichloropropene	ND	4.3	1.3	ug/kg	
96-12-8	1,2-Dibromo-3-chloropropane	ND	4.3	0.86	ug/kg	
106-93-4	1,2-Dibromoethane	ND	4.3	0.86	ug/kg	
107-06-2	1,2-Dichloroethane	ND	4.3	1.3	ug/kg	
78-87-5	1,2-Dichloropropane	ND	4.3	1.3	ug/kg	
142-28-9	1,3-Dichloropropane	ND	4.3	1.3	ug/kg	
108-20-3	Di-Isopropyl ether	ND	4.3	1.3	ug/kg	
594-20-7	2,2-Dichloropropane	ND	4.3	1.3	ug/kg	
124-48-1	Dibromochloromethane	ND	4.3	0.86	ug/kg	
75-71-8	Dichlorodifluoromethane	ND	4.3	0.86	ug/kg	
156-59-2	cis-1,2-Dichloroethylene	ND	4.3	1.3	ug/kg	
10061-01-5	cis-1,3-Dichloropropene	ND	4.3	1.3	ug/kg	
541-73-1	m-Dichlorobenzene	ND	4.3	1.3	ug/kg	
95-50-1	o-Dichlorobenzene	ND	4.3	1.3	ug/kg	
106-46-7	p-Dichlorobenzene	ND	4.3	1.3	ug/kg	

ND = Not detected MDL - Method Detection Limit

RL = Reporting Limit

E = Indicates value exceeds calibration range

J = Indicates an estimated value

B = Indicates analyte found in associated method blank

N = Indicates presumptive evidence of a compound

## Report of Analysis

<b>Client Sample ID:</b>	F18-0.5	<b>Date Sampled:</b>	08/30/11
<b>Lab Sample ID:</b>	C17723-30	<b>Date Received:</b>	08/31/11
<b>Matrix:</b>	SO - Soil	<b>Percent Solids:</b>	n/a <sup>a</sup>
<b>Method:</b>	SW846 8260B	<b>Project:</b> Romic Soil Investigation(Romic EPA) - 2081 Bay Road,East Palo Alto,CA	

**VOA 8260 List**

CAS No.	Compound	Result	RL	MDL	Units	Q
156-60-5	trans-1,2-Dichloroethylene	ND	4.3	1.3	ug/kg	
10061-02-6	trans-1,3-Dichloropropene	ND	4.3	1.3	ug/kg	
100-41-4	Ethylbenzene	ND	4.3	1.3	ug/kg	
637-92-3	Ethyl tert-Butyl Ether	ND	4.3	1.3	ug/kg	
591-78-6	2-Hexanone	ND	35	4.3	ug/kg	
87-68-3	Hexachlorobutadiene	ND	4.3	0.86	ug/kg	
98-82-8	Isopropylbenzene	ND	4.3	1.3	ug/kg	
99-87-6	p-Isopropyltoluene	ND	4.3	1.3	ug/kg	
108-10-1	4-Methyl-2-pentanone	ND	35	13	ug/kg	
74-83-9	Methyl bromide	ND	4.3	2.2	ug/kg	
74-87-3	Methyl chloride	ND	4.3	1.3	ug/kg	
74-95-3	Methylene bromide	ND	4.3	2.2	ug/kg	
75-09-2	Methylene chloride	ND	22	14	ug/kg	
78-93-3	Methyl ethyl ketone	17.8	35	10	ug/kg	J
1634-04-4	Methyl Tert Butyl Ether	ND	4.3	0.86	ug/kg	
91-20-3	Naphthalene	ND	4.3	1.3	ug/kg	
103-65-1	n-Propylbenzene	ND	4.3	1.3	ug/kg	
100-42-5	Styrene	ND	4.3	0.86	ug/kg	
994-05-8	Tert-Amyl Methyl Ether	ND	4.3	1.0	ug/kg	
75-65-0	Tert Butyl Alcohol	ND	35	8.6	ug/kg	
630-20-6	1,1,1,2-Tetrachloroethane	ND	4.3	0.86	ug/kg	
71-55-6	1,1,1-Trichloroethane	ND	4.3	1.3	ug/kg	
79-34-5	1,1,2,2-Tetrachloroethane	ND	4.3	0.86	ug/kg	
79-00-5	1,1,2-Trichloroethane	ND	4.3	0.86	ug/kg	
87-61-6	1,2,3-Trichlorobenzene	ND	4.3	1.3	ug/kg	
96-18-4	1,2,3-Trichloropropane	ND	4.3	1.3	ug/kg	
120-82-1	1,2,4-Trichlorobenzene	ND	4.3	1.3	ug/kg	
95-63-6	1,2,4-Trimethylbenzene	ND	4.3	1.3	ug/kg	
108-67-8	1,3,5-Trimethylbenzene	ND	4.3	1.3	ug/kg	
127-18-4	Tetrachloroethylene	ND	4.3	3.0	ug/kg	
108-88-3	Toluene	ND	4.3	1.3	ug/kg	
79-01-6	Trichloroethylene	ND	4.3	0.86	ug/kg	
75-69-4	Trichlorofluoromethane	ND	4.3	1.0	ug/kg	
75-01-4	Vinyl chloride	ND	4.3	2.2	ug/kg	
1330-20-7	Xylene (total)	ND	8.6	3.5	ug/kg	

CAS No.	Surrogate Recoveries	Run# 1	Run# 2	Limits
1868-53-7	Dibromofluoromethane	96%		60-130%
2037-26-5	Toluene-D8	102%		60-130%

ND = Not detected      MDL - Method Detection Limit  
 RL = Reporting Limit  
 E = Indicates value exceeds calibration range

J = Indicates an estimated value  
 B = Indicates analyte found in associated method blank  
 N = Indicates presumptive evidence of a compound

## Report of Analysis

<b>Client Sample ID:</b>	F18-0.5	<b>Date Sampled:</b>	08/30/11
<b>Lab Sample ID:</b>	C17723-30	<b>Date Received:</b>	08/31/11
<b>Matrix:</b>	SO - Soil	<b>Percent Solids:</b>	n/a <sup>a</sup>
<b>Method:</b>	SW846 8260B	<b>Project:</b> Romic Soil Investigation(Romic EPA) - 2081 Bay Road, East Palo Alto, CA	

### VOA 8260 List

CAS No.	Surrogate Recoveries	Run# 1	Run# 2	Limits
460-00-4	4-Bromofluorobenzene	93%		60-130%

(a) All results reported on wet weight basis.

ND = Not detected      MDL - Method Detection Limit  
 RL = Reporting Limit  
 E = Indicates value exceeds calibration range

J = Indicates an estimated value  
 B = Indicates analyte found in associated method blank  
 N = Indicates presumptive evidence of a compound



## Report of Analysis

<b>Client Sample ID:</b> F18-0.5		<b>Date Sampled:</b> 08/30/11
<b>Lab Sample ID:</b> C17723-30		<b>Date Received:</b> 08/31/11
<b>Matrix:</b> SO - Soil		<b>Percent Solids:</b> n/a <sup>a</sup>
<b>Method:</b> SW846 8082 SW846 3550B		
<b>Project:</b> Romc Soil Investigation(Romc EPA) - 2081 Bay Road, East Palo Alto, CA		

Run #1	File ID	DF	Analyzed	By	Prep Date	Prep Batch	Analytical Batch
Run #1	OO24485.D	1	09/09/11	RV	09/07/11	OP4552	G00771
Run #2							

Run #1	Initial Weight	Final Volume
Run #1	1.00 g	10.0 ml
Run #2		

**PCB List**

CAS No.	Compound	Result	RL	MDL	Units	Q
12674-11-2	Aroclor 1016	ND	1000	170	ug/kg	
11104-28-2	Aroclor 1221	ND	1000	500	ug/kg	
11141-16-5	Aroclor 1232	ND	1000	500	ug/kg	
53469-21-9	Aroclor 1242	ND	1000	500	ug/kg	
12672-29-6	Aroclor 1248	ND	1000	500	ug/kg	
11097-69-1	Aroclor 1254	ND	1000	500	ug/kg	
11096-82-5	Aroclor 1260	ND	1000	200	ug/kg	

CAS No.	Surrogate Recoveries	Run# 1	Run# 2	Limits
877-09-8	Tetrachloro-m-xylene	76%		45-108%
877-09-8	Tetrachloro-m-xylene	73%		45-108%
2051-24-3	Decachlorobiphenyl	103%		54-121%
2051-24-3	Decachlorobiphenyl	89%		54-121%

(a) All results reported on wet weight basis.

---

ND = Not detected      MDL - Method Detection Limit      J = Indicates an estimated value  
 RL = Reporting Limit      B = Indicates analyte found in associated method blank  
 E = Indicates value exceeds calibration range      N = Indicates presumptive evidence of a compound

## Report of Analysis

<b>Client Sample ID:</b>	F18-0.5	<b>Date Sampled:</b>	08/30/11
<b>Lab Sample ID:</b>	C17723-30	<b>Date Received:</b>	08/31/11
<b>Matrix:</b>	SO - Soil	<b>Percent Solids:</b>	n/a <sup>a</sup>
<b>Project:</b>	Romic Soil Investigation(Romic EPA) - 2081 Bay Road, East Palo Alto, CA		

### Metals Analysis

Analyte	Result	RL	Units	DF	Prep	Analyzed By	Method	Prep Method
Arsenic	4.4	1.8	mg/kg	1	09/04/11	09/06/11 RS	SW846 6010B <sup>1</sup>	SW846 3050B <sup>3</sup>
Lead	9.9	1.8	mg/kg	1	09/04/11	09/06/11 RS	SW846 6010B <sup>1</sup>	SW846 3050B <sup>3</sup>
Mercury	0.080	0.038	mg/kg	1	09/09/11	09/10/11 RW	SW846 7471A <sup>2</sup>	SW846 7471A <sup>4</sup>

(1) Instrument QC Batch: MA2077

(2) Instrument QC Batch: MA2085

(3) Prep QC Batch: MP3925

(4) Prep QC Batch: MP3952

(a) All results reported on wet weight basis.

RL = Reporting Limit

## Report of Analysis

<b>Client Sample ID:</b>	F18-5.0	<b>Date Sampled:</b>	08/30/11
<b>Lab Sample ID:</b>	C17723-31	<b>Date Received:</b>	08/31/11
<b>Matrix:</b>	SO - Soil	<b>Percent Solids:</b>	n/a <sup>a</sup>
<b>Method:</b>	SW846 8260B	<b>Project:</b> Romic Soil Investigation(Romic EPA) - 2081 Bay Road, East Palo Alto, CA	

Run #1	File ID	DF	Analyzed	By	Prep Date	Prep Batch	Analytical Batch
Run #1	M27457.D	1	09/10/11	XB	n/a	n/a	VM871
Run #2							

Run #1	Initial Weight	Final Volume	Methanol Aliquot
Run #1	6.42 g	5.0 ml	40.0 ul
Run #2			

## VOA 8260 List

CAS No.	Compound	Result	RL	MDL	Units	Q
67-64-1	Acetone	ND	9700	1900	ug/kg	
71-43-2	Benzene	ND	490	150	ug/kg	
108-86-1	Bromobenzene	ND	490	150	ug/kg	
74-97-5	Bromochloromethane	ND	490	150	ug/kg	
75-27-4	Bromodichloromethane	ND	490	97	ug/kg	
75-25-2	Bromoform	ND	490	97	ug/kg	
104-51-8	n-Butylbenzene	ND	490	150	ug/kg	
135-98-8	sec-Butylbenzene	ND	490	150	ug/kg	
98-06-6	tert-Butylbenzene	ND	490	150	ug/kg	
108-90-7	Chlorobenzene	ND	490	150	ug/kg	
75-00-3	Chloroethane	ND	490	150	ug/kg	
67-66-3	Chloroform	ND	490	150	ug/kg	
95-49-8	o-Chlorotoluene	ND	490	150	ug/kg	
106-43-4	p-Chlorotoluene	ND	490	150	ug/kg	
56-23-5	Carbon tetrachloride	ND	490	97	ug/kg	
75-34-3	1,1-Dichloroethane	ND	490	97	ug/kg	
75-35-4	1,1-Dichloroethylene	ND	490	150	ug/kg	
563-58-6	1,1-Dichloropropene	ND	490	150	ug/kg	
96-12-8	1,2-Dibromo-3-chloropropane	ND	490	97	ug/kg	
106-93-4	1,2-Dibromoethane	ND	490	97	ug/kg	
107-06-2	1,2-Dichloroethane	ND	490	150	ug/kg	
78-87-5	1,2-Dichloropropane	ND	490	150	ug/kg	
142-28-9	1,3-Dichloropropane	ND	490	150	ug/kg	
108-20-3	Di-Isopropyl ether	ND	490	150	ug/kg	
594-20-7	2,2-Dichloropropane	ND	490	150	ug/kg	
124-48-1	Dibromochloromethane	ND	490	97	ug/kg	
75-71-8	Dichlorodifluoromethane	ND	490	97	ug/kg	
156-59-2	cis-1,2-Dichloroethylene	ND	490	150	ug/kg	
10061-01-5	cis-1,3-Dichloropropene	ND	490	150	ug/kg	
541-73-1	m-Dichlorobenzene	ND	490	150	ug/kg	
95-50-1	o-Dichlorobenzene	ND	490	150	ug/kg	
106-46-7	p-Dichlorobenzene	ND	490	150	ug/kg	

ND = Not detected MDL - Method Detection Limit

RL = Reporting Limit

E = Indicates value exceeds calibration range

J = Indicates an estimated value

B = Indicates analyte found in associated method blank

N = Indicates presumptive evidence of a compound

## Report of Analysis

<b>Client Sample ID:</b>	F18-5.0	<b>Date Sampled:</b>	08/30/11
<b>Lab Sample ID:</b>	C17723-31	<b>Date Received:</b>	08/31/11
<b>Matrix:</b>	SO - Soil	<b>Percent Solids:</b>	n/a <sup>a</sup>
<b>Method:</b>	SW846 8260B	<b>Project:</b> Romic Soil Investigation(Romic EPA) - 2081 Bay Road,East Palo Alto,CA	

## VOA 8260 List

CAS No.	Compound	Result	RL	MDL	Units	Q
156-60-5	trans-1,2-Dichloroethylene	ND	490	150	ug/kg	
10061-02-6	trans-1,3-Dichloropropene	ND	490	150	ug/kg	
100-41-4	Ethylbenzene	6850	490	150	ug/kg	
637-92-3	Ethyl tert-Butyl Ether	ND	490	150	ug/kg	
591-78-6	2-Hexanone	ND	3900	490	ug/kg	
87-68-3	Hexachlorobutadiene	ND	490	97	ug/kg	
98-82-8	Isopropylbenzene	ND	490	150	ug/kg	
99-87-6	p-Isopropyltoluene	ND	490	150	ug/kg	
108-10-1	4-Methyl-2-pentanone	ND	3900	1500	ug/kg	
74-83-9	Methyl bromide	ND	490	240	ug/kg	
74-87-3	Methyl chloride	ND	490	150	ug/kg	
74-95-3	Methylene bromide	ND	490	240	ug/kg	
75-09-2	Methylene chloride	ND	2400	1600	ug/kg	
78-93-3	Methyl ethyl ketone	ND	3900	1200	ug/kg	
1634-04-4	Methyl Tert Butyl Ether	ND	490	97	ug/kg	
91-20-3	Naphthalene	ND	490	150	ug/kg	
103-65-1	n-Propylbenzene	ND	490	150	ug/kg	
100-42-5	Styrene	ND	490	97	ug/kg	
994-05-8	Tert-Amyl Methyl Ether	ND	490	120	ug/kg	
75-65-0	Tert Butyl Alcohol	ND	3900	970	ug/kg	
630-20-6	1,1,1,2-Tetrachloroethane	ND	490	97	ug/kg	
71-55-6	1,1,1-Trichloroethane	ND	490	150	ug/kg	
79-34-5	1,1,2,2-Tetrachloroethane	ND	490	97	ug/kg	
79-00-5	1,1,2-Trichloroethane	ND	490	97	ug/kg	
87-61-6	1,2,3-Trichlorobenzene	ND	490	150	ug/kg	
96-18-4	1,2,3-Trichloropropane	ND	490	150	ug/kg	
120-82-1	1,2,4-Trichlorobenzene	ND	490	150	ug/kg	
95-63-6	1,2,4-Trimethylbenzene	ND	490	150	ug/kg	
108-67-8	1,3,5-Trimethylbenzene	ND	490	150	ug/kg	
127-18-4	Tetrachloroethylene	ND	490	340	ug/kg	
108-88-3	Toluene	ND	490	150	ug/kg	
79-01-6	Trichloroethylene	ND	490	97	ug/kg	
75-69-4	Trichlorofluoromethane	ND	490	120	ug/kg	
75-01-4	Vinyl chloride	ND	490	240	ug/kg	
1330-20-7	Xylene (total)	ND	970	390	ug/kg	

CAS No.	Surrogate Recoveries	Run# 1	Run# 2	Limits
1868-53-7	Dibromofluoromethane	90%		60-130%
2037-26-5	Toluene-D8	103%		60-130%

ND = Not detected MDL - Method Detection Limit

RL = Reporting Limit

E = Indicates value exceeds calibration range

J = Indicates an estimated value

B = Indicates analyte found in associated method blank

N = Indicates presumptive evidence of a compound

## Report of Analysis

<b>Client Sample ID:</b>	F18-5.0	<b>Date Sampled:</b>	08/30/11
<b>Lab Sample ID:</b>	C17723-31	<b>Date Received:</b>	08/31/11
<b>Matrix:</b>	SO - Soil	<b>Percent Solids:</b>	n/a <sup>a</sup>
<b>Method:</b>	SW846 8260B	<b>Project:</b> Romic Soil Investigation(Romic EPA) - 2081 Bay Road, East Palo Alto, CA	

### VOA 8260 List

CAS No.	Surrogate Recoveries	Run# 1	Run# 2	Limits
460-00-4	4-Bromofluorobenzene	97%		60-130%

(a) All results reported on wet weight basis.

ND = Not detected      MDL - Method Detection Limit  
 RL = Reporting Limit  
 E = Indicates value exceeds calibration range

J = Indicates an estimated value  
 B = Indicates analyte found in associated method blank  
 N = Indicates presumptive evidence of a compound

## Report of Analysis

<b>Client Sample ID:</b> F18-5.0		<b>Date Sampled:</b> 08/30/11
<b>Lab Sample ID:</b> C17723-31		<b>Date Received:</b> 08/31/11
<b>Matrix:</b> SO - Soil		<b>Percent Solids:</b> n/a <sup>a</sup>
<b>Method:</b> SW846 8082 SW846 3550B		
<b>Project:</b> Romc Soil Investigation(Romc EPA) - 2081 Bay Road, East Palo Alto, CA		

Run #1	File ID	DF	Analyzed	By	Prep Date	Prep Batch	Analytical Batch
Run #1	OO24486.D	1	09/09/11	RV	09/07/11	OP4552	G00771
Run #2							

Run #1	Initial Weight	Final Volume
Run #1	1.00 g	10.0 ml
Run #2		

**PCB List**

CAS No.	Compound	Result	RL	MDL	Units	Q
12674-11-2	Aroclor 1016	ND	1000	170	ug/kg	
11104-28-2	Aroclor 1221	ND	1000	500	ug/kg	
11141-16-5	Aroclor 1232	ND	1000	500	ug/kg	
53469-21-9	Aroclor 1242	ND	1000	500	ug/kg	
12672-29-6	Aroclor 1248	ND	1000	500	ug/kg	
11097-69-1	Aroclor 1254	ND	1000	500	ug/kg	
11096-82-5	Aroclor 1260	ND	1000	200	ug/kg	

CAS No.	Surrogate Recoveries	Run# 1	Run# 2	Limits
877-09-8	Tetrachloro-m-xylene	81%		45-108%
877-09-8	Tetrachloro-m-xylene	77%		45-108%
2051-24-3	Decachlorobiphenyl	97%		54-121%
2051-24-3	Decachlorobiphenyl	85%		54-121%

(a) All results reported on wet weight basis.

ND = Not detected      MDL - Method Detection Limit  
 RL = Reporting Limit  
 E = Indicates value exceeds calibration range

J = Indicates an estimated value  
 B = Indicates analyte found in associated method blank  
 N = Indicates presumptive evidence of a compound

## Report of Analysis

<b>Client Sample ID:</b> F18-5.0	<b>Date Sampled:</b> 08/30/11
<b>Lab Sample ID:</b> C17723-31	<b>Date Received:</b> 08/31/11
<b>Matrix:</b> SO - Soil	<b>Percent Solids:</b> n/a <sup>a</sup>
<b>Project:</b> Romic Soil Investigation(Romic EPA) - 2081 Bay Road, East Palo Alto, CA	

### Metals Analysis

Analyte	Result	RL	Units	DF	Prep	Analyzed By	Method	Prep Method
Arsenic	6.1	1.9	mg/kg	1	09/04/11	09/06/11 RS	SW846 6010B <sup>1</sup>	SW846 3050B <sup>3</sup>
Lead	18.7	1.9	mg/kg	1	09/04/11	09/06/11 RS	SW846 6010B <sup>1</sup>	SW846 3050B <sup>3</sup>
Mercury	< 0.038	0.038	mg/kg	1	09/09/11	09/10/11 RW	SW846 7471A <sup>2</sup>	SW846 7471A <sup>4</sup>

(1) Instrument QC Batch: MA2077

(2) Instrument QC Batch: MA2085

(3) Prep QC Batch: MP3925

(4) Prep QC Batch: MP3952

(a) All results reported on wet weight basis.

RL = Reporting Limit

## Report of Analysis

<b>Client Sample ID:</b>	F18-8.0	<b>Date Sampled:</b>	08/30/11
<b>Lab Sample ID:</b>	C17723-32	<b>Date Received:</b>	08/31/11
<b>Matrix:</b>	SO - Soil	<b>Percent Solids:</b>	n/a <sup>a</sup>
<b>Method:</b>	SW846 8260B	<b>Project:</b> Romic Soil Investigation(Romic EPA) - 2081 Bay Road, East Palo Alto, CA	

Run #	File ID	DF	Analyzed	By	Prep Date	Prep Batch	Analytical Batch
Run #1	M27456.D	40	09/10/11	XB	n/a	n/a	VM871
Run #2							

Run #	Initial Weight	Final Volume	Methanol Aliquot
Run #1	5.59 g	5.0 ml	12.0 ul
Run #2			

## VOA 8260 List

CAS No.	Compound	Result	RL	MDL	Units	Q
67-64-1	Acetone	ND	150000	30000	ug/kg	
71-43-2	Benzene	ND	75000	22000	ug/kg	
108-86-1	Bromobenzene	ND	75000	22000	ug/kg	
74-97-5	Bromochloromethane	ND	75000	22000	ug/kg	
75-27-4	Bromodichloromethane	ND	75000	15000	ug/kg	
75-25-2	Bromoform	ND	75000	15000	ug/kg	
104-51-8	n-Butylbenzene	ND	75000	22000	ug/kg	
135-98-8	sec-Butylbenzene	ND	75000	22000	ug/kg	
98-06-6	tert-Butylbenzene	ND	75000	22000	ug/kg	
108-90-7	Chlorobenzene	ND	75000	22000	ug/kg	
75-00-3	Chloroethane	ND	75000	22000	ug/kg	
67-66-3	Chloroform	ND	75000	22000	ug/kg	
95-49-8	o-Chlorotoluene	ND	75000	22000	ug/kg	
106-43-4	p-Chlorotoluene	ND	75000	22000	ug/kg	
56-23-5	Carbon tetrachloride	ND	75000	15000	ug/kg	
75-34-3	1,1-Dichloroethane	ND	75000	15000	ug/kg	
75-35-4	1,1-Dichloroethylene	ND	75000	22000	ug/kg	
563-58-6	1,1-Dichloropropene	ND	75000	22000	ug/kg	
96-12-8	1,2-Dibromo-3-chloropropane	ND	75000	15000	ug/kg	
106-93-4	1,2-Dibromoethane	ND	75000	15000	ug/kg	
107-06-2	1,2-Dichloroethane	ND	75000	22000	ug/kg	
78-87-5	1,2-Dichloropropane	ND	75000	22000	ug/kg	
142-28-9	1,3-Dichloropropane	ND	75000	22000	ug/kg	
108-20-3	Di-Isopropyl ether	ND	75000	22000	ug/kg	
594-20-7	2,2-Dichloropropane	ND	75000	22000	ug/kg	
124-48-1	Dibromochloromethane	ND	75000	15000	ug/kg	
75-71-8	Dichlorodifluoromethane	ND	75000	15000	ug/kg	
156-59-2	cis-1,2-Dichloroethylene	ND	75000	22000	ug/kg	
10061-01-5	cis-1,3-Dichloropropene	ND	75000	22000	ug/kg	
541-73-1	m-Dichlorobenzene	ND	75000	22000	ug/kg	
95-50-1	o-Dichlorobenzene	ND	75000	22000	ug/kg	
106-46-7	p-Dichlorobenzene	ND	75000	22000	ug/kg	

ND = Not detected MDL - Method Detection Limit

RL = Reporting Limit

E = Indicates value exceeds calibration range

J = Indicates an estimated value

B = Indicates analyte found in associated method blank

N = Indicates presumptive evidence of a compound



## Report of Analysis

<b>Client Sample ID:</b>	F18-8.0	<b>Date Sampled:</b>	08/30/11
<b>Lab Sample ID:</b>	C17723-32	<b>Date Received:</b>	08/31/11
<b>Matrix:</b>	SO - Soil	<b>Percent Solids:</b>	n/a <sup>a</sup>
<b>Method:</b>	SW846 8260B	<b>Project:</b> Romic Soil Investigation(Romic EPA) - 2081 Bay Road,East Palo Alto,CA	

## VOA 8260 List

CAS No.	Compound	Result	RL	MDL	Units	Q
156-60-5	trans-1,2-Dichloroethylene	ND	75000	22000	ug/kg	
10061-02-6	trans-1,3-Dichloropropene	ND	75000	22000	ug/kg	
100-41-4	Ethylbenzene	563000	75000	22000	ug/kg	
637-92-3	Ethyl tert-Butyl Ether	ND	75000	22000	ug/kg	
591-78-6	2-Hexanone	ND	600000	75000	ug/kg	
87-68-3	Hexachlorobutadiene	ND	75000	15000	ug/kg	
98-82-8	Isopropylbenzene	ND	75000	22000	ug/kg	
99-87-6	p-Isopropyltoluene	ND	75000	22000	ug/kg	
108-10-1	4-Methyl-2-pentanone	ND	600000	220000	ug/kg	
74-83-9	Methyl bromide	ND	75000	37000	ug/kg	
74-87-3	Methyl chloride	ND	75000	22000	ug/kg	
74-95-3	Methylene bromide	ND	75000	37000	ug/kg	
75-09-2	Methylene chloride	ND	370000	240000	ug/kg	
78-93-3	Methyl ethyl ketone	ND	600000	180000	ug/kg	
1634-04-4	Methyl Tert Butyl Ether	ND	75000	15000	ug/kg	
91-20-3	Naphthalene	82800	75000	22000	ug/kg	
103-65-1	n-Propylbenzene	22900	75000	22000	ug/kg	J
100-42-5	Styrene	116000	75000	15000	ug/kg	
994-05-8	Tert-Amyl Methyl Ether	ND	75000	18000	ug/kg	
75-65-0	Tert Butyl Alcohol	ND	600000	150000	ug/kg	
630-20-6	1,1,1,2-Tetrachloroethane	ND	75000	15000	ug/kg	
71-55-6	1,1,1-Trichloroethane	ND	75000	22000	ug/kg	
79-34-5	1,1,2,2-Tetrachloroethane	ND	75000	15000	ug/kg	
79-00-5	1,1,2-Trichloroethane	ND	75000	15000	ug/kg	
87-61-6	1,2,3-Trichlorobenzene	ND	75000	22000	ug/kg	
96-18-4	1,2,3-Trichloropropane	ND	75000	22000	ug/kg	
120-82-1	1,2,4-Trichlorobenzene	ND	75000	22000	ug/kg	
95-63-6	1,2,4-Trimethylbenzene	154000	75000	22000	ug/kg	
108-67-8	1,3,5-Trimethylbenzene	44300	75000	22000	ug/kg	J
127-18-4	Tetrachloroethylene	ND	75000	52000	ug/kg	
108-88-3	Toluene	579000	75000	22000	ug/kg	
79-01-6	Trichloroethylene	ND	75000	15000	ug/kg	
75-69-4	Trichlorofluoromethane	ND	75000	18000	ug/kg	
75-01-4	Vinyl chloride	ND	75000	37000	ug/kg	
1330-20-7	Xylene (total)	1240000	150000	60000	ug/kg	

CAS No.	Surrogate Recoveries	Run# 1	Run# 2	Limits
1868-53-7	Dibromofluoromethane	90%		60-130%
2037-26-5	Toluene-D8	104%		60-130%

ND = Not detected MDL - Method Detection Limit

RL = Reporting Limit

E = Indicates value exceeds calibration range

J = Indicates an estimated value

B = Indicates analyte found in associated method blank

N = Indicates presumptive evidence of a compound

## Report of Analysis

<b>Client Sample ID:</b> F18-8.0	
<b>Lab Sample ID:</b> C17723-32	<b>Date Sampled:</b> 08/30/11
<b>Matrix:</b> SO - Soil	<b>Date Received:</b> 08/31/11
<b>Method:</b> SW846 8260B	<b>Percent Solids:</b> n/a <sup>a</sup>
<b>Project:</b> Romic Soil Investigation(Romic EPA) - 2081 Bay Road, East Palo Alto, CA	

### VOA 8260 List

CAS No.	Surrogate Recoveries	Run# 1	Run# 2	Limits
460-00-4	4-Bromofluorobenzene	96%		60-130%

(a) All results reported on wet weight basis.

ND = Not detected      MDL - Method Detection Limit  
 RL = Reporting Limit  
 E = Indicates value exceeds calibration range

J = Indicates an estimated value  
 B = Indicates analyte found in associated method blank  
 N = Indicates presumptive evidence of a compound

## Report of Analysis

<b>Client Sample ID:</b> F18-8.0		<b>Date Sampled:</b> 08/30/11
<b>Lab Sample ID:</b> C17723-32		<b>Date Received:</b> 08/31/11
<b>Matrix:</b> SO - Soil		<b>Percent Solids:</b> n/a <sup>a</sup>
<b>Method:</b> SW846 8082 SW846 3550B		
<b>Project:</b> Romc Soil Investigation(Romc EPA) - 2081 Bay Road, East Palo Alto, CA		

Run #1	File ID	DF	Analyzed	By	Prep Date	Prep Batch	Analytical Batch
Run #1	OO24487.D	1	09/09/11	RV	09/07/11	OP4552	G00771
Run #2							

Run #1	Initial Weight	Final Volume
Run #1	1.00 g	10.0 ml
Run #2		

**PCB List**

CAS No.	Compound	Result	RL	MDL	Units	Q
12674-11-2	Aroclor 1016	ND	1000	170	ug/kg	
11104-28-2	Aroclor 1221	ND	1000	500	ug/kg	
11141-16-5	Aroclor 1232	ND	1000	500	ug/kg	
53469-21-9	Aroclor 1242	ND	1000	500	ug/kg	
12672-29-6	Aroclor 1248	ND	1000	500	ug/kg	
11097-69-1	Aroclor 1254	3370	1000	500	ug/kg	
11096-82-5	Aroclor 1260	ND	1000	200	ug/kg	

CAS No.	Surrogate Recoveries	Run# 1	Run# 2	Limits
877-09-8	Tetrachloro-m-xylene	61%		45-108%
877-09-8	Tetrachloro-m-xylene	49%		45-108%
2051-24-3	Decachlorobiphenyl	104%		54-121%
2051-24-3	Decachlorobiphenyl	74%		54-121%

(a) All results reported on wet weight basis.

ND = Not detected      MDL - Method Detection Limit  
 RL = Reporting Limit  
 E = Indicates value exceeds calibration range

J = Indicates an estimated value  
 B = Indicates analyte found in associated method blank  
 N = Indicates presumptive evidence of a compound

## Report of Analysis

<b>Client Sample ID:</b> F18-8.0	<b>Date Sampled:</b> 08/30/11
<b>Lab Sample ID:</b> C17723-32	<b>Date Received:</b> 08/31/11
<b>Matrix:</b> SO - Soil	<b>Percent Solids:</b> n/a <sup>a</sup>
<b>Project:</b> Romic Soil Investigation(Romic EPA) - 2081 Bay Road, East Palo Alto, CA	

### Metals Analysis

Analyte	Result	RL	Units	DF	Prep	Analyzed By	Method	Prep Method
Arsenic	4.8	1.8	mg/kg	1	09/04/11	09/06/11 RS	SW846 6010B <sup>1</sup>	SW846 3050B <sup>3</sup>
Lead	14.9	1.8	mg/kg	1	09/04/11	09/06/11 RS	SW846 6010B <sup>1</sup>	SW846 3050B <sup>3</sup>
Mercury	0.41	0.038	mg/kg	1	09/09/11	09/10/11 RW	SW846 7471A <sup>2</sup>	SW846 7471A <sup>4</sup>

(1) Instrument QC Batch: MA2077

(2) Instrument QC Batch: MA2085

(3) Prep QC Batch: MP3925

(4) Prep QC Batch: MP3952

(a) All results reported on wet weight basis.

RL = Reporting Limit

## Misc. Forms

---

### Custody Documents and Other Forms

---

Includes the following where applicable:

- Chain of Custody

FED-EX Tracking #	Accutest Quote #	Matrix Order Control #	Accutest NC Job #: C
			C17723

Client / Reporting Information	Project Information	Requested Analysis	Matrix Codes																
Company Name: Iris ENV Address: 1438 Webster St City: OAKLAND CA 94612 Project Contact: Chris Alger Phone #: 510-834-4747 Samplers Name: SM	Project Name: ROMIC EPA Street: 2081 Bay Rd City: East Palo Alto CA Project #: 07-555C Client Purchase Order #	VOCs 8010 CAN 17 METALS (6010/7017) TPH-g, d, m (8015) SVOCs (8020) Pesticides (8081) PCBs (8082) As, Pb, Hg (6010/7017)	WW- Wastewater GW- Ground Water SW- Surface Water SO- Soil GL- Oil WP- Wipe LIQ - Non-aqueous Liquid AIR DW- Drinking Water (Perchlorate Only)																
Accutest Sample ID	Sample ID / Field Point / Point of Collection	Date	Time	Sampled by	Matrix	# of bottles	Q	NOH	PH2	PCO4	NO3	NH4	NO2	NO	ED	EN	EN	EN	
1	G19-1.0	8/30	0845	SM	S	4													
2	G19-5.0		0855			4													
3	G19-10.0		0925			4													
4	F20-0.5		0925			4			X	X	X	X	X	X					
5	F20-5.0		0935			4			X	X	X	X	X	X					
6	F20-8.5		0940			4			X	X	X	X	X	X					
7	H20-0.5		1005			4			X	X	X	X	X	X					
8	H20-5.0		1015			4			X	X	X	X	X	X					
9	H20-7.0		1030			4			X	X	X	X	X	X					
+																			

LAB USE ONLY

5055 KIT

Turnaround Time ( Business days)

Data Deliverable Information

Comments / Remarks

Approved By / Date:

Standard TAT

3 Day (applicable markup)

2 Day (applicable markup)

1 Day (applicable markup)

Commercial "B" - Results with QC summaries

REDT1 - Level 3 data package

FULT1 - Level 4 data package

EDF for Geotracker

EDD Format

Provide EDF Global ID

Provide EDF Logcode:

Silica gel clean up

\*note\* unknown liquid 'product' in H20-7.0 sample

1-5035 Kit = 201 H2O metals (metals)

Sample Custody must be documented below each time samples change possession, including courier delivery.

Relinquished By: <i>Handwritten</i>	Date Time: 08/31/11 1330	Received By: <i>M/te Mansfield</i>	Date Time: 8-31-11 15:45	Received By: <i>Handwritten</i>	Date Time: 15:58 08-31-11
Relinquished by:	Date Time:	Received By:	Date Time:	Received By:	Date Time:
Relinquished by:	Date Time:	Received By:	Date Time:	Received By:	Date Time:
Relinquished by:	Date Time:	Received By:	Date Time:	Received By:	Date Time:

Custody Seal #

On Ice  N

Number of coolers  $4.2-0.1=4.1$  Cooler Temp.  $5.4-0.1=5.3$

31  
3

### CHAIN OF CUSTODY

 2105 Lundy Ave, San Jose, CA 95131  
 (408) 588-0200 FAX: (408) 588-0201

2064

FED-EX Tracking #	Bottle Order Control #
Accutest Quote #	Accutest NC Job #: C17723

Client / Reporting Information		Project Information	
Company Name: Iris Env		Project Name: Romir EPA	
Address		Street	
City	State	City	State
Project Contact: see P	Zip	Project #	
Phone #		EMAIL:	
Samplers Name: SM		Client Purchase Order #	

Requested Analysis	Matrix Codes
VOC Cen 17 Metals TPH and 100 S/D/Cs Pesticides PCBs As, Pb, Hg	WW- Wastewater GW- Ground Water SW- Surface Water SO- Soil OI- Oil WP- Waste LIQ- Non-aqueous Liquid AIR DW- Drinking Water (Perchlorate Only)

Accutest Sample ID	Sample ID / Field Point / Point of Collection	Date	Time	Sampled by	Matrix	# of bottles	Number of preserved Bottles										Requested Analysis	Matrix Codes	LAB USE ONLY		
							PH	NH3	NH4	NH2S	NH2SO4	NH2SO3	NH2SO2	NH2SO	NH2S2O8	NH2S2O7				NH2S2O5	
10	G21-0.5	8/30	1050	SM	S	4													X		
11	G21-5.0		1100			4															
12	G21-8.0		1110			4															
13	F22-0.5		1125			4															
14	F22-5.0		1135			4															
15	F22-8.5		1145			4															
16	G23-0.6		1315			4															
17	G23-5.0		1325			4															
18	G23-10.0		1335			4															
19	F24A-10.0		1410			3															

Turnaround Time ( Business days) Approved By/ Date: <input checked="" type="checkbox"/> Standard TAT <input type="checkbox"/> 3 Day (applicable markup) <input type="checkbox"/> 2 Day (applicable markup) <input type="checkbox"/> 1 Day (applicable markup)	<input checked="" type="checkbox"/> Commercial "B" - Results with QC summaries <input type="checkbox"/> REDT1- Level 3 data package <input type="checkbox"/> FULT1 - Level 4 data package <input type="checkbox"/> EDF for Geotracker <input checked="" type="checkbox"/> EDD Format Provide EDF Global ID _____ Provide EDF Logcode: _____
Emergency T/A data available VIA Lablink Sample Custody must be documented below each time samples change possession, including courier delivery.	

Relinquished by: <i>Memo</i>	Date Time: 08/31/11 1330	Received By: <i>Memo</i>	Date Time: 8-31-11 15:45
Relinquished by:	Date Time:	Received By:	Date Time:
3		3	
Relinquished by:	Date Time:	Received By:	Date Time:
5		5	

Custody Seal # \_\_\_\_\_ Cooler Temp. \_\_\_\_\_  
On Ice Y / N \_\_\_\_\_ Number of coolers \_\_\_\_\_

 31  
 3



**ACCUTEST**  
LABORATORIES

# CHAIN OF CUSTODY

2105 Lundy Ave, San Jose, CA 95131  
(408) 588-0200 FAX: (408) 588-0201

3 of 4

FED-EX Tracking #	Bottle Order Control #
Accutest Quote #	Accutest NC Job #: C17723

Client / Reporting Information		Project Information	
Company Name <i>In's Env</i>	Project Name <i>Romic EPA</i>	Address <i>See P.</i>	Street
City <i>See P.</i>	City <i>1</i>	State <i>P.</i>	State
Project Contact <i>See P.</i>	Project # <i>1</i>	Phone #	EMAIL:
Samplers Name <i>SM</i>	Client Purchase Order #		

Accutest Sample ID	Sample ID / Field Point / Point of Collection	Date	Time	Sampled by	Matrix	# of bottles	Number of preserved Bottles												Requested Analysis	Matrix Codes						
							PC	NO3	NO2	AMDS	HS04	NH4O4	NH3O4	MERC	ENSOB	VOCs	TPH	SIVOCs			Pesticides	PCBs	As, Pb, Hg			
20	F24-0.5	8/30/11	1330	SM	3	4												X	X	X	X	X	X	X	X	WW- Wastewater GW- Ground Water SW- Surface Water SO- Soil OI-OI WIP-Wipe LIQ - Non-aqueous Liquid AIR DW- Drinking Water (Perchlorate Only)
21	F24-5.0		1400		1	4												X	X	X	X	X	X	X	X	
22	F24-10.0		1410		1	4												X	X	X	X	X	X	X	X	
23	H22-0.6		1435		1	4												X	X	X	X	X	X	X	X	
24	H22-3.0		1445		1	4												X	X	X	X	X	X	X	X	
25	H22A-3.0		1445		1	3																				
26	H22-6.0		1455		1	4												X	X	X	X	X	X	X	X	
27	H24-0.7		1505		1	4																			X	
28	H24-5.0		1515		1	4																			X	
29	H24-8.0		1525		1	4																			X	

Turnaround Time ( Business days)	Approved By/ Date:	Data Deliverable Information	Comments / Remarks
	<input checked="" type="checkbox"/> Standard TAT <input type="checkbox"/> 3 Day (applicable markup) <input type="checkbox"/> 2 Day (applicable markup) <input type="checkbox"/> 1 Day (applicable markup)	<input checked="" type="checkbox"/> Commercial "B" - Results with QC summaries <input type="checkbox"/> REDT1 - Level 3 data package <input type="checkbox"/> FULT1 - Level 4 data package <input type="checkbox"/> EDF for Geotracker <input checked="" type="checkbox"/> EDD Format Provide EDF Global ID Provide EDF Logcode:	<i>Silica gel clean up</i> <input checked="" type="checkbox"/> Run duplicate analysis

Emergency T/A data available VIA Lablink

Sample Custody must be documented below each time samples change possession, including courier delivery.

Relinquished by: <i>SM</i>	Date Time: <i>08/31/11 1330</i>	Received By: <i>M. Marchfeld</i>	Date Time: <i>8-31-11 15:45</i>	Relinquished by: <i>M. Marchfeld</i>	Date Time: <i>8-31-11 15:58</i>	Received By: <i>SM</i>	Date Time: <i>08-31-11</i>
Relinquished by: _____	Date Time: _____	Received By: _____	Date Time: _____	Relinquished by: _____	Date Time: _____	Received By: _____	Date Time: _____

Custody Seal # \_\_\_\_\_ On Ice Y / N \_\_\_\_\_ Number of coolers \_\_\_\_\_ Cooler Temp. \_\_\_\_\_

31  
3



**CHAIN OF CUSTODY**

2105 Lundy Ave, San Jose, CA 95131  
(408) 588-0200 FAX: (408) 588-0201

4 of 4

FED-EX Tracking #	Bottle Order Control #
Accutest Quote #	Accutest NC Job #: C <b>C17723</b>

Client / Reporting Information		Project Information	
Company Name <b>Env Env</b>		Project Name: <b>Romig EPA</b>	
Address		Street	
City	State	City	State
	<b>see P.</b>	<b>1</b>	
Project Contact:		Project #	
Phone #		EMAIL:	
Samplers's Name <b>SM</b>		Client Purchase Order #	

Accutest Sample ID	Collection	Number of preserved Bottles													
		Sample ID / Field Point / Point of Collection	Date	Time	Sampled by	Matrix	# of bottles	PC	INOH	INAD	PCSDA	NOVE	NHSGA	MEPH	ENCORE
-30	F18-0.5	8/30	1530	SM	SO	4									
-31	F18-5.0	1	1545												
-32	F18-8.0	1	1550												

Requested Analysis				Matrix Codes	
VOCs 8260	As, Pb, Hg (6010/740)			WW- Wastewater	
Chm 17 Metals (6010/740)	TPH, g, dye 8415			GW- Ground Water	
SVOCs (8270)	Pesticides (8081)			SW- Surface Water	
PCBs (8082)				SO- Soil	
				OI-OI	
				WP-Wipe	
				LIQ - Non-aqueous Liquid	
				AIR	
				DW- Drinking Water (Perchlorate Only)	
				<b>LAB USE ONLY</b>	
				L-535K-2 I-AC-192	

Turnaround Time (Business days)	Data Deliverable Information	Comments / Remarks
Approved By / Date:	<input checked="" type="checkbox"/> Commercial "B" - Results with QC summaries <input type="checkbox"/> REDT1 - Level 3 data package <input type="checkbox"/> FULT1 - Level 4 data package <input type="checkbox"/> EDF for Geotracker <input checked="" type="checkbox"/> EDD Format Provide EDF Global ID: _____ Provide EDF Logcode: _____	<b>Silica gel clean up</b>
Emergency T/A data available VIA Lablink		

Sample Custody must be documented below each time samples change possession, including courier delivery.					
Relinquished by: <b>1</b> <i>Amber</i>	Date Time: <b>08/31/11</b>	Received By: <b>1</b> <i>Michele March 4</i>	Date Time: <b>08-31-11 15:45</b>	Relinquished By: <b>2</b> <i>SM</i>	Date Time: <b>08-31-11 15:58</b>
Relinquished by: <b>3</b>	Date Time:	Received By: <b>3</b>	Date Time:	Relinquished By: <b>4</b>	Date Time:
Relinquished by: <b>5</b>	Date Time:	Received By: <b>5</b>	Date Time:	Custody Seal #	Cooler Temp. _____ °C
On Ice Y / N			Number of coolers _____		

31  
3



## GC/MS Volatiles

---

### QC Data Summaries

---

Includes the following where applicable:

- Method Blank Summaries
- Blank Spike Summaries
- Matrix Spike and Duplicate Summaries

## Method Blank Summary

**Job Number:** C17723**Account:** IRISECAO Iris Environmental**Project:** Romic Soil Investigation(Romic EPA) - 2081 Bay Road,East Palo Alto,CA

Sample	File ID	DF	Analyzed	By	Prep Date	Prep Batch	Analytical Batch
VM865-MB2	M27275.D	1	09/06/11	XB	n/a	n/a	VM865

**The QC reported here applies to the following samples:****Method:** SW846 8260B

C17723-2, C17723-4

CAS No.	Compound	Result	RL	MDL	Units	Q
67-64-1	Acetone	ND	100	20	ug/kg	
71-43-2	Benzene	ND	5.0	1.5	ug/kg	
108-86-1	Bromobenzene	ND	5.0	1.5	ug/kg	
74-97-5	Bromochloromethane	ND	5.0	1.5	ug/kg	
75-27-4	Bromodichloromethane	ND	5.0	1.0	ug/kg	
75-25-2	Bromoform	ND	5.0	1.0	ug/kg	
104-51-8	n-Butylbenzene	ND	5.0	1.5	ug/kg	
135-98-8	sec-Butylbenzene	ND	5.0	1.5	ug/kg	
98-06-6	tert-Butylbenzene	ND	5.0	1.5	ug/kg	
108-90-7	Chlorobenzene	ND	5.0	1.5	ug/kg	
75-00-3	Chloroethane	ND	5.0	1.5	ug/kg	
67-66-3	Chloroform	ND	5.0	1.5	ug/kg	
95-49-8	o-Chlorotoluene	ND	5.0	1.5	ug/kg	
106-43-4	p-Chlorotoluene	ND	5.0	1.5	ug/kg	
56-23-5	Carbon tetrachloride	ND	5.0	1.0	ug/kg	
75-34-3	1,1-Dichloroethane	ND	5.0	1.0	ug/kg	
75-35-4	1,1-Dichloroethylene	ND	5.0	1.5	ug/kg	
563-58-6	1,1-Dichloropropene	ND	5.0	1.5	ug/kg	
96-12-8	1,2-Dibromo-3-chloropropane	ND	5.0	1.0	ug/kg	
106-93-4	1,2-Dibromoethane	ND	5.0	1.0	ug/kg	
107-06-2	1,2-Dichloroethane	ND	5.0	1.5	ug/kg	
78-87-5	1,2-Dichloropropane	ND	5.0	1.5	ug/kg	
142-28-9	1,3-Dichloropropane	ND	5.0	1.5	ug/kg	
108-20-3	Di-Isopropyl ether	ND	5.0	1.5	ug/kg	
594-20-7	2,2-Dichloropropane	ND	5.0	1.5	ug/kg	
124-48-1	Dibromochloromethane	ND	5.0	1.0	ug/kg	
75-71-8	Dichlorodifluoromethane	ND	5.0	1.0	ug/kg	
156-59-2	cis-1,2-Dichloroethylene	ND	5.0	1.5	ug/kg	
10061-01-5	cis-1,3-Dichloropropene	ND	5.0	1.5	ug/kg	
541-73-1	m-Dichlorobenzene	ND	5.0	1.5	ug/kg	
95-50-1	o-Dichlorobenzene	ND	5.0	1.5	ug/kg	
106-46-7	p-Dichlorobenzene	ND	5.0	1.5	ug/kg	
156-60-5	trans-1,2-Dichloroethylene	ND	5.0	1.5	ug/kg	
10061-02-6	trans-1,3-Dichloropropene	ND	5.0	1.5	ug/kg	
100-41-4	Ethylbenzene	ND	5.0	1.5	ug/kg	
637-92-3	Ethyl tert-Butyl Ether	ND	5.0	1.5	ug/kg	

## Method Blank Summary

**Job Number:** C17723  
**Account:** IRISECAO Iris Environmental  
**Project:** Romc Soil Investigation(Romc EPA) - 2081 Bay Road,East Palo Alto,CA

Sample	File ID	DF	Analyzed	By	Prep Date	Prep Batch	Analytical Batch
VM865-MB2	M27275.D	1	09/06/11	XB	n/a	n/a	VM865

The QC reported here applies to the following samples:

Method: SW846 8260B

C17723-2, C17723-4

CAS No.	Compound	Result	RL	MDL	Units	Q
591-78-6	2-Hexanone	ND	40	5.0	ug/kg	
87-68-3	Hexachlorobutadiene	ND	5.0	1.0	ug/kg	
98-82-8	Isopropylbenzene	ND	5.0	1.5	ug/kg	
99-87-6	p-Isopropyltoluene	ND	5.0	1.5	ug/kg	
108-10-1	4-Methyl-2-pentanone	ND	40	15	ug/kg	
74-83-9	Methyl bromide	ND	5.0	2.5	ug/kg	
74-87-3	Methyl chloride	ND	5.0	1.5	ug/kg	
74-95-3	Methylene bromide	ND	5.0	2.5	ug/kg	
75-09-2	Methylene chloride	ND	25	16	ug/kg	
78-93-3	Methyl ethyl ketone	ND	40	12	ug/kg	
1634-04-4	Methyl Tert Butyl Ether	ND	5.0	1.0	ug/kg	
91-20-3	Naphthalene	ND	5.0	1.5	ug/kg	
103-65-1	n-Propylbenzene	ND	5.0	1.5	ug/kg	
100-42-5	Styrene	ND	5.0	1.0	ug/kg	
994-05-8	Tert-Amyl Methyl Ether	ND	5.0	1.2	ug/kg	
75-65-0	Tert Butyl Alcohol	ND	40	10	ug/kg	
630-20-6	1,1,1,2-Tetrachloroethane	ND	5.0	1.0	ug/kg	
71-55-6	1,1,1-Trichloroethane	ND	5.0	1.5	ug/kg	
79-34-5	1,1,2,2-Tetrachloroethane	ND	5.0	1.0	ug/kg	
79-00-5	1,1,2-Trichloroethane	ND	5.0	1.0	ug/kg	
87-61-6	1,2,3-Trichlorobenzene	ND	5.0	1.5	ug/kg	
96-18-4	1,2,3-Trichloropropane	ND	5.0	1.5	ug/kg	
120-82-1	1,2,4-Trichlorobenzene	ND	5.0	1.5	ug/kg	
95-63-6	1,2,4-Trimethylbenzene	ND	5.0	1.5	ug/kg	
108-67-8	1,3,5-Trimethylbenzene	ND	5.0	1.5	ug/kg	
127-18-4	Tetrachloroethylene	ND	5.0	3.5	ug/kg	
108-88-3	Toluene	ND	5.0	1.5	ug/kg	
79-01-6	Trichloroethylene	ND	5.0	1.0	ug/kg	
75-69-4	Trichlorofluoromethane	ND	5.0	1.2	ug/kg	
75-01-4	Vinyl chloride	ND	5.0	2.5	ug/kg	
1330-20-7	Xylene (total)	ND	10	4.0	ug/kg	

CAS No.	Surrogate Recoveries	Limits
1868-53-7	Dibromofluoromethane	95% 60-130%

## Method Blank Summary

**Job Number:** C17723  
**Account:** IRISECAO Iris Environmental  
**Project:** Romic Soil Investigation(Romic EPA) - 2081 Bay Road,East Palo Alto,CA

Sample	File ID	DF	Analyzed	By	Prep Date	Prep Batch	Analytical Batch
VM865-MB2	M27275.D	1	09/06/11	XB	n/a	n/a	VM865

The QC reported here applies to the following samples:

Method: SW846 8260B

C17723-2, C17723-4

CAS No.	Surrogate Recoveries	Limits
2037-26-5	Toluene-D8	97% 60-130%
460-00-4	4-Bromofluorobenzene	96% 60-130%

4.1.1  
4

## Method Blank Summary

**Job Number:** C17723**Account:** IRISECAO Iris Environmental**Project:** Romic Soil Investigation(Romic EPA) - 2081 Bay Road,East Palo Alto,CA

Sample	File ID	DF	Analyzed	By	Prep Date	Prep Batch	Analytical Batch
VM866-MB	M27304.D	1	09/07/11	XB	n/a	n/a	VM866

**The QC reported here applies to the following samples:****Method:** SW846 8260B

C17723-1, C17723-6, C17723-8

CAS No.	Compound	Result	RL	MDL	Units	Q
67-64-1	Acetone	ND	100	20	ug/kg	
71-43-2	Benzene	ND	5.0	1.5	ug/kg	
108-86-1	Bromobenzene	ND	5.0	1.5	ug/kg	
74-97-5	Bromochloromethane	ND	5.0	1.5	ug/kg	
75-27-4	Bromodichloromethane	ND	5.0	1.0	ug/kg	
75-25-2	Bromoform	ND	5.0	1.0	ug/kg	
104-51-8	n-Butylbenzene	ND	5.0	1.5	ug/kg	
135-98-8	sec-Butylbenzene	ND	5.0	1.5	ug/kg	
98-06-6	tert-Butylbenzene	ND	5.0	1.5	ug/kg	
108-90-7	Chlorobenzene	ND	5.0	1.5	ug/kg	
75-00-3	Chloroethane	ND	5.0	1.5	ug/kg	
67-66-3	Chloroform	ND	5.0	1.5	ug/kg	
95-49-8	o-Chlorotoluene	ND	5.0	1.5	ug/kg	
106-43-4	p-Chlorotoluene	ND	5.0	1.5	ug/kg	
56-23-5	Carbon tetrachloride	ND	5.0	1.0	ug/kg	
75-34-3	1,1-Dichloroethane	ND	5.0	1.0	ug/kg	
75-35-4	1,1-Dichloroethylene	ND	5.0	1.5	ug/kg	
563-58-6	1,1-Dichloropropene	ND	5.0	1.5	ug/kg	
96-12-8	1,2-Dibromo-3-chloropropane	ND	5.0	1.0	ug/kg	
106-93-4	1,2-Dibromoethane	ND	5.0	1.0	ug/kg	
107-06-2	1,2-Dichloroethane	ND	5.0	1.5	ug/kg	
78-87-5	1,2-Dichloropropane	ND	5.0	1.5	ug/kg	
142-28-9	1,3-Dichloropropane	ND	5.0	1.5	ug/kg	
108-20-3	Di-Isopropyl ether	ND	5.0	1.5	ug/kg	
594-20-7	2,2-Dichloropropane	ND	5.0	1.5	ug/kg	
124-48-1	Dibromochloromethane	ND	5.0	1.0	ug/kg	
75-71-8	Dichlorodifluoromethane	ND	5.0	1.0	ug/kg	
156-59-2	cis-1,2-Dichloroethylene	ND	5.0	1.5	ug/kg	
10061-01-5	cis-1,3-Dichloropropene	ND	5.0	1.5	ug/kg	
541-73-1	m-Dichlorobenzene	ND	5.0	1.5	ug/kg	
95-50-1	o-Dichlorobenzene	ND	5.0	1.5	ug/kg	
106-46-7	p-Dichlorobenzene	ND	5.0	1.5	ug/kg	
156-60-5	trans-1,2-Dichloroethylene	ND	5.0	1.5	ug/kg	
10061-02-6	trans-1,3-Dichloropropene	ND	5.0	1.5	ug/kg	
100-41-4	Ethylbenzene	ND	5.0	1.5	ug/kg	
637-92-3	Ethyl tert-Butyl Ether	ND	5.0	1.5	ug/kg	

## Method Blank Summary

**Job Number:** C17723  
**Account:** IRISECAO Iris Environmental  
**Project:** Romic Soil Investigation(Romic EPA) - 2081 Bay Road,East Palo Alto,CA

Sample	File ID	DF	Analyzed	By	Prep Date	Prep Batch	Analytical Batch
VM866-MB	M27304.D	1	09/07/11	XB	n/a	n/a	VM866

The QC reported here applies to the following samples:

Method: SW846 8260B

C17723-1, C17723-6, C17723-8

CAS No.	Compound	Result	RL	MDL	Units	Q
591-78-6	2-Hexanone	ND	40	5.0	ug/kg	
87-68-3	Hexachlorobutadiene	ND	5.0	1.0	ug/kg	
98-82-8	Isopropylbenzene	ND	5.0	1.5	ug/kg	
99-87-6	p-Isopropyltoluene	ND	5.0	1.5	ug/kg	
108-10-1	4-Methyl-2-pentanone	ND	40	15	ug/kg	
74-83-9	Methyl bromide	ND	5.0	2.5	ug/kg	
74-87-3	Methyl chloride	ND	5.0	1.5	ug/kg	
74-95-3	Methylene bromide	ND	5.0	2.5	ug/kg	
75-09-2	Methylene chloride	ND	25	16	ug/kg	
78-93-3	Methyl ethyl ketone	ND	40	12	ug/kg	
1634-04-4	Methyl Tert Butyl Ether	ND	5.0	1.0	ug/kg	
91-20-3	Naphthalene	ND	5.0	1.5	ug/kg	
103-65-1	n-Propylbenzene	ND	5.0	1.5	ug/kg	
100-42-5	Styrene	ND	5.0	1.0	ug/kg	
994-05-8	Tert-Amyl Methyl Ether	ND	5.0	1.2	ug/kg	
75-65-0	Tert Butyl Alcohol	ND	40	10	ug/kg	
630-20-6	1,1,1,2-Tetrachloroethane	ND	5.0	1.0	ug/kg	
71-55-6	1,1,1-Trichloroethane	ND	5.0	1.5	ug/kg	
79-34-5	1,1,2,2-Tetrachloroethane	ND	5.0	1.0	ug/kg	
79-00-5	1,1,2-Trichloroethane	ND	5.0	1.0	ug/kg	
87-61-6	1,2,3-Trichlorobenzene	ND	5.0	1.5	ug/kg	
96-18-4	1,2,3-Trichloropropane	ND	5.0	1.5	ug/kg	
120-82-1	1,2,4-Trichlorobenzene	ND	5.0	1.5	ug/kg	
95-63-6	1,2,4-Trimethylbenzene	ND	5.0	1.5	ug/kg	
108-67-8	1,3,5-Trimethylbenzene	ND	5.0	1.5	ug/kg	
127-18-4	Tetrachloroethylene	ND	5.0	3.5	ug/kg	
108-88-3	Toluene	ND	5.0	1.5	ug/kg	
79-01-6	Trichloroethylene	ND	5.0	1.0	ug/kg	
75-69-4	Trichlorofluoromethane	ND	5.0	1.2	ug/kg	
75-01-4	Vinyl chloride	ND	5.0	2.5	ug/kg	
1330-20-7	Xylene (total)	ND	10	4.0	ug/kg	

CAS No.	Surrogate Recoveries	Limits
1868-53-7	Dibromofluoromethane	93% 60-130%



## Method Blank Summary

**Job Number:** C17723  
**Account:** IRISECAO Iris Environmental  
**Project:** Romic Soil Investigation(Romic EPA) - 2081 Bay Road,East Palo Alto,CA

Sample	File ID	DF	Analyzed	By	Prep Date	Prep Batch	Analytical Batch
VM866-MB	M27304.D	1	09/07/11	XB	n/a	n/a	VM866

The QC reported here applies to the following samples:

Method: SW846 8260B

C17723-1, C17723-6, C17723-8

CAS No.	Surrogate Recoveries	Limits
2037-26-5	Toluene-D8	101% 60-130%
460-00-4	4-Bromofluorobenzene	101% 60-130%

4.1.2  
4

## Method Blank Summary

**Job Number:** C17723**Account:** IRISECAO Iris Environmental**Project:** Romic Soil Investigation(Romic EPA) - 2081 Bay Road,East Palo Alto,CA

Sample	File ID	DF	Analyzed	By	Prep Date	Prep Batch	Analytical Batch
VM866-MB2	M27315.D	1	09/07/11	XB	n/a	n/a	VM866

**The QC reported here applies to the following samples:****Method:** SW846 8260B

C17723-3, C17723-9, C17723-11, C17723-12, C17723-13

CAS No.	Compound	Result	RL	MDL	Units	Q
67-64-1	Acetone	ND	100	20	ug/kg	
71-43-2	Benzene	ND	5.0	1.5	ug/kg	
108-86-1	Bromobenzene	ND	5.0	1.5	ug/kg	
74-97-5	Bromochloromethane	ND	5.0	1.5	ug/kg	
75-27-4	Bromodichloromethane	ND	5.0	1.0	ug/kg	
75-25-2	Bromoform	ND	5.0	1.0	ug/kg	
104-51-8	n-Butylbenzene	ND	5.0	1.5	ug/kg	
135-98-8	sec-Butylbenzene	ND	5.0	1.5	ug/kg	
98-06-6	tert-Butylbenzene	ND	5.0	1.5	ug/kg	
108-90-7	Chlorobenzene	ND	5.0	1.5	ug/kg	
75-00-3	Chloroethane	ND	5.0	1.5	ug/kg	
67-66-3	Chloroform	ND	5.0	1.5	ug/kg	
95-49-8	o-Chlorotoluene	ND	5.0	1.5	ug/kg	
106-43-4	p-Chlorotoluene	ND	5.0	1.5	ug/kg	
56-23-5	Carbon tetrachloride	ND	5.0	1.0	ug/kg	
75-34-3	1,1-Dichloroethane	ND	5.0	1.0	ug/kg	
75-35-4	1,1-Dichloroethylene	ND	5.0	1.5	ug/kg	
563-58-6	1,1-Dichloropropene	ND	5.0	1.5	ug/kg	
96-12-8	1,2-Dibromo-3-chloropropane	ND	5.0	1.0	ug/kg	
106-93-4	1,2-Dibromoethane	ND	5.0	1.0	ug/kg	
107-06-2	1,2-Dichloroethane	ND	5.0	1.5	ug/kg	
78-87-5	1,2-Dichloropropane	ND	5.0	1.5	ug/kg	
142-28-9	1,3-Dichloropropane	ND	5.0	1.5	ug/kg	
108-20-3	Di-Isopropyl ether	ND	5.0	1.5	ug/kg	
594-20-7	2,2-Dichloropropane	ND	5.0	1.5	ug/kg	
124-48-1	Dibromochloromethane	ND	5.0	1.0	ug/kg	
75-71-8	Dichlorodifluoromethane	ND	5.0	1.0	ug/kg	
156-59-2	cis-1,2-Dichloroethylene	ND	5.0	1.5	ug/kg	
10061-01-5	cis-1,3-Dichloropropene	ND	5.0	1.5	ug/kg	
541-73-1	m-Dichlorobenzene	ND	5.0	1.5	ug/kg	
95-50-1	o-Dichlorobenzene	ND	5.0	1.5	ug/kg	
106-46-7	p-Dichlorobenzene	ND	5.0	1.5	ug/kg	
156-60-5	trans-1,2-Dichloroethylene	ND	5.0	1.5	ug/kg	
10061-02-6	trans-1,3-Dichloropropene	ND	5.0	1.5	ug/kg	
100-41-4	Ethylbenzene	ND	5.0	1.5	ug/kg	
637-92-3	Ethyl tert-Butyl Ether	ND	5.0	1.5	ug/kg	

## Method Blank Summary

**Job Number:** C17723  
**Account:** IRISECAO Iris Environmental  
**Project:** Romic Soil Investigation(Romic EPA) - 2081 Bay Road,East Palo Alto,CA

Sample	File ID	DF	Analyzed	By	Prep Date	Prep Batch	Analytical Batch
VM866-MB2	M27315.D	1	09/07/11	XB	n/a	n/a	VM866

The QC reported here applies to the following samples:

Method: SW846 8260B

C17723-3, C17723-9, C17723-11, C17723-12, C17723-13

CAS No.	Compound	Result	RL	MDL	Units	Q
591-78-6	2-Hexanone	ND	40	5.0	ug/kg	
87-68-3	Hexachlorobutadiene	ND	5.0	1.0	ug/kg	
98-82-8	Isopropylbenzene	ND	5.0	1.5	ug/kg	
99-87-6	p-Isopropyltoluene	ND	5.0	1.5	ug/kg	
108-10-1	4-Methyl-2-pentanone	ND	40	15	ug/kg	
74-83-9	Methyl bromide	ND	5.0	2.5	ug/kg	
74-87-3	Methyl chloride	ND	5.0	1.5	ug/kg	
74-95-3	Methylene bromide	ND	5.0	2.5	ug/kg	
75-09-2	Methylene chloride	ND	25	16	ug/kg	
78-93-3	Methyl ethyl ketone	ND	40	12	ug/kg	
1634-04-4	Methyl Tert Butyl Ether	ND	5.0	1.0	ug/kg	
91-20-3	Naphthalene	ND	5.0	1.5	ug/kg	
103-65-1	n-Propylbenzene	ND	5.0	1.5	ug/kg	
100-42-5	Styrene	ND	5.0	1.0	ug/kg	
994-05-8	Tert-Amyl Methyl Ether	ND	5.0	1.2	ug/kg	
75-65-0	Tert Butyl Alcohol	ND	40	10	ug/kg	
630-20-6	1,1,1,2-Tetrachloroethane	ND	5.0	1.0	ug/kg	
71-55-6	1,1,1-Trichloroethane	ND	5.0	1.5	ug/kg	
79-34-5	1,1,2,2-Tetrachloroethane	ND	5.0	1.0	ug/kg	
79-00-5	1,1,2-Trichloroethane	ND	5.0	1.0	ug/kg	
87-61-6	1,2,3-Trichlorobenzene	ND	5.0	1.5	ug/kg	
96-18-4	1,2,3-Trichloropropane	ND	5.0	1.5	ug/kg	
120-82-1	1,2,4-Trichlorobenzene	ND	5.0	1.5	ug/kg	
95-63-6	1,2,4-Trimethylbenzene	ND	5.0	1.5	ug/kg	
108-67-8	1,3,5-Trimethylbenzene	ND	5.0	1.5	ug/kg	
127-18-4	Tetrachloroethylene	ND	5.0	3.5	ug/kg	
108-88-3	Toluene	ND	5.0	1.5	ug/kg	
79-01-6	Trichloroethylene	ND	5.0	1.0	ug/kg	
75-69-4	Trichlorofluoromethane	ND	5.0	1.2	ug/kg	
75-01-4	Vinyl chloride	ND	5.0	2.5	ug/kg	
1330-20-7	Xylene (total)	ND	10	4.0	ug/kg	

CAS No.	Surrogate Recoveries	Limits
1868-53-7	Dibromofluoromethane	94% 60-130%

## Method Blank Summary

**Job Number:** C17723  
**Account:** IRISECAO Iris Environmental  
**Project:** Romic Soil Investigation(Romic EPA) - 2081 Bay Road,East Palo Alto,CA

Sample	File ID	DF	Analyzed	By	Prep Date	Prep Batch	Analytical Batch
VM866-MB2	M27315.D	1	09/07/11	XB	n/a	n/a	VM866

The QC reported here applies to the following samples:

Method: SW846 8260B

C17723-3, C17723-9, C17723-11, C17723-12, C17723-13

CAS No.	Surrogate Recoveries	Limits
2037-26-5	Toluene-D8	98% 60-130%
460-00-4	4-Bromofluorobenzene	101% 60-130%

## Method Blank Summary

**Job Number:** C17723**Account:** IRISECAO Iris Environmental**Project:** Romic Soil Investigation(Romic EPA) - 2081 Bay Road,East Palo Alto,CA

Sample	File ID	DF	Analyzed	By	Prep Date	Prep Batch	Analytical Batch
VM869-MB	M27363.D	1	09/08/11	XB	n/a	n/a	VM869

**The QC reported here applies to the following samples:****Method:** SW846 8260B

C17723-5, C17723-7, C17723-10, C17723-14, C17723-15, C17723-16, C17723-17, C17723-18, C17723-19, C17723-20

CAS No.	Compound	Result	RL	MDL	Units	Q
67-64-1	Acetone	ND	100	20	ug/kg	
71-43-2	Benzene	ND	5.0	1.5	ug/kg	
108-86-1	Bromobenzene	ND	5.0	1.5	ug/kg	
74-97-5	Bromochloromethane	ND	5.0	1.5	ug/kg	
75-27-4	Bromodichloromethane	ND	5.0	1.0	ug/kg	
75-25-2	Bromoform	ND	5.0	1.0	ug/kg	
104-51-8	n-Butylbenzene	ND	5.0	1.5	ug/kg	
135-98-8	sec-Butylbenzene	ND	5.0	1.5	ug/kg	
98-06-6	tert-Butylbenzene	ND	5.0	1.5	ug/kg	
108-90-7	Chlorobenzene	ND	5.0	1.5	ug/kg	
75-00-3	Chloroethane	ND	5.0	1.5	ug/kg	
67-66-3	Chloroform	ND	5.0	1.5	ug/kg	
95-49-8	o-Chlorotoluene	ND	5.0	1.5	ug/kg	
106-43-4	p-Chlorotoluene	ND	5.0	1.5	ug/kg	
56-23-5	Carbon tetrachloride	ND	5.0	1.0	ug/kg	
75-34-3	1,1-Dichloroethane	ND	5.0	1.0	ug/kg	
75-35-4	1,1-Dichloroethylene	ND	5.0	1.5	ug/kg	
563-58-6	1,1-Dichloropropene	ND	5.0	1.5	ug/kg	
96-12-8	1,2-Dibromo-3-chloropropane	ND	5.0	1.0	ug/kg	
106-93-4	1,2-Dibromoethane	ND	5.0	1.0	ug/kg	
107-06-2	1,2-Dichloroethane	ND	5.0	1.5	ug/kg	
78-87-5	1,2-Dichloropropane	ND	5.0	1.5	ug/kg	
142-28-9	1,3-Dichloropropane	ND	5.0	1.5	ug/kg	
108-20-3	Di-Isopropyl ether	ND	5.0	1.5	ug/kg	
594-20-7	2,2-Dichloropropane	ND	5.0	1.5	ug/kg	
124-48-1	Dibromochloromethane	ND	5.0	1.0	ug/kg	
75-71-8	Dichlorodifluoromethane	ND	5.0	1.0	ug/kg	
156-59-2	cis-1,2-Dichloroethylene	ND	5.0	1.5	ug/kg	
10061-01-5	cis-1,3-Dichloropropene	ND	5.0	1.5	ug/kg	
541-73-1	m-Dichlorobenzene	ND	5.0	1.5	ug/kg	
95-50-1	o-Dichlorobenzene	ND	5.0	1.5	ug/kg	
106-46-7	p-Dichlorobenzene	ND	5.0	1.5	ug/kg	
156-60-5	trans-1,2-Dichloroethylene	ND	5.0	1.5	ug/kg	
10061-02-6	trans-1,3-Dichloropropene	ND	5.0	1.5	ug/kg	
100-41-4	Ethylbenzene	ND	5.0	1.5	ug/kg	
637-92-3	Ethyl tert-Butyl Ether	ND	5.0	1.5	ug/kg	

## Method Blank Summary

**Job Number:** C17723  
**Account:** IRISECAO Iris Environmental  
**Project:** Romic Soil Investigation(Romic EPA) - 2081 Bay Road,East Palo Alto,CA

Sample	File ID	DF	Analyzed	By	Prep Date	Prep Batch	Analytical Batch
VM869-MB	M27363.D	1	09/08/11	XB	n/a	n/a	VM869

**The QC reported here applies to the following samples:** **Method:** SW846 8260B

C17723-5, C17723-7, C17723-10, C17723-14, C17723-15, C17723-16, C17723-17, C17723-18, C17723-19, C17723-20

CAS No.	Compound	Result	RL	MDL	Units	Q
591-78-6	2-Hexanone	ND	40	5.0	ug/kg	
87-68-3	Hexachlorobutadiene	ND	5.0	1.0	ug/kg	
98-82-8	Isopropylbenzene	ND	5.0	1.5	ug/kg	
99-87-6	p-Isopropyltoluene	ND	5.0	1.5	ug/kg	
108-10-1	4-Methyl-2-pentanone	ND	40	15	ug/kg	
74-83-9	Methyl bromide	ND	5.0	2.5	ug/kg	
74-87-3	Methyl chloride	ND	5.0	1.5	ug/kg	
74-95-3	Methylene bromide	ND	5.0	2.5	ug/kg	
75-09-2	Methylene chloride	ND	25	16	ug/kg	
78-93-3	Methyl ethyl ketone	ND	40	12	ug/kg	
1634-04-4	Methyl Tert Butyl Ether	ND	5.0	1.0	ug/kg	
91-20-3	Naphthalene	ND	5.0	1.5	ug/kg	
103-65-1	n-Propylbenzene	ND	5.0	1.5	ug/kg	
100-42-5	Styrene	ND	5.0	1.0	ug/kg	
994-05-8	Tert-Amyl Methyl Ether	ND	5.0	1.2	ug/kg	
75-65-0	Tert Butyl Alcohol	ND	40	10	ug/kg	
630-20-6	1,1,1,2-Tetrachloroethane	ND	5.0	1.0	ug/kg	
71-55-6	1,1,1-Trichloroethane	ND	5.0	1.5	ug/kg	
79-34-5	1,1,2,2-Tetrachloroethane	ND	5.0	1.0	ug/kg	
79-00-5	1,1,2-Trichloroethane	ND	5.0	1.0	ug/kg	
87-61-6	1,2,3-Trichlorobenzene	ND	5.0	1.5	ug/kg	
96-18-4	1,2,3-Trichloropropane	ND	5.0	1.5	ug/kg	
120-82-1	1,2,4-Trichlorobenzene	ND	5.0	1.5	ug/kg	
95-63-6	1,2,4-Trimethylbenzene	ND	5.0	1.5	ug/kg	
108-67-8	1,3,5-Trimethylbenzene	ND	5.0	1.5	ug/kg	
127-18-4	Tetrachloroethylene	ND	5.0	3.5	ug/kg	
108-88-3	Toluene	ND	5.0	1.5	ug/kg	
79-01-6	Trichloroethylene	ND	5.0	1.0	ug/kg	
75-69-4	Trichlorofluoromethane	ND	5.0	1.2	ug/kg	
75-01-4	Vinyl chloride	ND	5.0	2.5	ug/kg	
1330-20-7	Xylene (total)	ND	10	4.0	ug/kg	

CAS No.	Surrogate Recoveries	Limits
1868-53-7	Dibromofluoromethane	95% 60-130%

4.1.4  
4

## Method Blank Summary

**Job Number:** C17723

**Account:** IRISECAO Iris Environmental

**Project:** Romic Soil Investigation(Romic EPA) - 2081 Bay Road,East Palo Alto,CA

Sample	File ID	DF	Analyzed	By	Prep Date	Prep Batch	Analytical Batch
VM869-MB	M27363.D	1	09/08/11	XB	n/a	n/a	VM869

The QC reported here applies to the following samples:

Method: SW846 8260B

C17723-5, C17723-7, C17723-10, C17723-14, C17723-15, C17723-16, C17723-17, C17723-18, C17723-19, C17723-20

CAS No.	Surrogate Recoveries	Limits
2037-26-5	Toluene-D8	105% 60-130%
460-00-4	4-Bromofluorobenzene	92% 60-130%

## Method Blank Summary

**Job Number:** C17723**Account:** IRISECAO Iris Environmental**Project:** Romic Soil Investigation(Romic EPA) - 2081 Bay Road,East Palo Alto,CA

Sample	File ID	DF	Analyzed	By	Prep Date	Prep Batch	Analytical Batch
VM870-MB	M27391.D	1	09/09/11	XB	n/a	n/a	VM870

**The QC reported here applies to the following samples:****Method:** SW846 8260B

C17723-22, C17723-23, C17723-24, C17723-26

CAS No.	Compound	Result	RL	MDL	Units	Q
67-64-1	Acetone	ND	100	20	ug/kg	
71-43-2	Benzene	ND	5.0	1.5	ug/kg	
108-86-1	Bromobenzene	ND	5.0	1.5	ug/kg	
74-97-5	Bromochloromethane	ND	5.0	1.5	ug/kg	
75-27-4	Bromodichloromethane	ND	5.0	1.0	ug/kg	
75-25-2	Bromoform	ND	5.0	1.0	ug/kg	
104-51-8	n-Butylbenzene	ND	5.0	1.5	ug/kg	
135-98-8	sec-Butylbenzene	ND	5.0	1.5	ug/kg	
98-06-6	tert-Butylbenzene	ND	5.0	1.5	ug/kg	
108-90-7	Chlorobenzene	ND	5.0	1.5	ug/kg	
75-00-3	Chloroethane	ND	5.0	1.5	ug/kg	
67-66-3	Chloroform	ND	5.0	1.5	ug/kg	
95-49-8	o-Chlorotoluene	ND	5.0	1.5	ug/kg	
106-43-4	p-Chlorotoluene	ND	5.0	1.5	ug/kg	
56-23-5	Carbon tetrachloride	ND	5.0	1.0	ug/kg	
75-34-3	1,1-Dichloroethane	ND	5.0	1.0	ug/kg	
75-35-4	1,1-Dichloroethylene	ND	5.0	1.5	ug/kg	
563-58-6	1,1-Dichloropropene	ND	5.0	1.5	ug/kg	
96-12-8	1,2-Dibromo-3-chloropropane	ND	5.0	1.0	ug/kg	
106-93-4	1,2-Dibromoethane	ND	5.0	1.0	ug/kg	
107-06-2	1,2-Dichloroethane	ND	5.0	1.5	ug/kg	
78-87-5	1,2-Dichloropropane	ND	5.0	1.5	ug/kg	
142-28-9	1,3-Dichloropropane	ND	5.0	1.5	ug/kg	
108-20-3	Di-Isopropyl ether	ND	5.0	1.5	ug/kg	
594-20-7	2,2-Dichloropropane	ND	5.0	1.5	ug/kg	
124-48-1	Dibromochloromethane	ND	5.0	1.0	ug/kg	
75-71-8	Dichlorodifluoromethane	ND	5.0	1.0	ug/kg	
156-59-2	cis-1,2-Dichloroethylene	ND	5.0	1.5	ug/kg	
10061-01-5	cis-1,3-Dichloropropene	ND	5.0	1.5	ug/kg	
541-73-1	m-Dichlorobenzene	ND	5.0	1.5	ug/kg	
95-50-1	o-Dichlorobenzene	ND	5.0	1.5	ug/kg	
106-46-7	p-Dichlorobenzene	ND	5.0	1.5	ug/kg	
156-60-5	trans-1,2-Dichloroethylene	ND	5.0	1.5	ug/kg	
10061-02-6	trans-1,3-Dichloropropene	ND	5.0	1.5	ug/kg	
100-41-4	Ethylbenzene	ND	5.0	1.5	ug/kg	
637-92-3	Ethyl tert-Butyl Ether	ND	5.0	1.5	ug/kg	



## Method Blank Summary

**Job Number:** C17723  
**Account:** IRISECAO Iris Environmental  
**Project:** Romic Soil Investigation(Romic EPA) - 2081 Bay Road,East Palo Alto,CA

Sample	File ID	DF	Analyzed	By	Prep Date	Prep Batch	Analytical Batch
VM870-MB	M27391.D	1	09/09/11	XB	n/a	n/a	VM870

The QC reported here applies to the following samples:

Method: SW846 8260B

C17723-22, C17723-23, C17723-24, C17723-26

CAS No.	Compound	Result	RL	MDL	Units	Q
591-78-6	2-Hexanone	ND	40	5.0	ug/kg	
87-68-3	Hexachlorobutadiene	ND	5.0	1.0	ug/kg	
98-82-8	Isopropylbenzene	ND	5.0	1.5	ug/kg	
99-87-6	p-Isopropyltoluene	ND	5.0	1.5	ug/kg	
108-10-1	4-Methyl-2-pentanone	ND	40	15	ug/kg	
74-83-9	Methyl bromide	ND	5.0	2.5	ug/kg	
74-87-3	Methyl chloride	ND	5.0	1.5	ug/kg	
74-95-3	Methylene bromide	ND	5.0	2.5	ug/kg	
75-09-2	Methylene chloride	ND	25	16	ug/kg	
78-93-3	Methyl ethyl ketone	ND	40	12	ug/kg	
1634-04-4	Methyl Tert Butyl Ether	ND	5.0	1.0	ug/kg	
91-20-3	Naphthalene	ND	5.0	1.5	ug/kg	
103-65-1	n-Propylbenzene	ND	5.0	1.5	ug/kg	
100-42-5	Styrene	ND	5.0	1.0	ug/kg	
994-05-8	Tert-Amyl Methyl Ether	ND	5.0	1.2	ug/kg	
75-65-0	Tert Butyl Alcohol	ND	40	10	ug/kg	
630-20-6	1,1,1,2-Tetrachloroethane	ND	5.0	1.0	ug/kg	
71-55-6	1,1,1-Trichloroethane	ND	5.0	1.5	ug/kg	
79-34-5	1,1,2,2-Tetrachloroethane	ND	5.0	1.0	ug/kg	
79-00-5	1,1,2-Trichloroethane	ND	5.0	1.0	ug/kg	
87-61-6	1,2,3-Trichlorobenzene	ND	5.0	1.5	ug/kg	
96-18-4	1,2,3-Trichloropropane	ND	5.0	1.5	ug/kg	
120-82-1	1,2,4-Trichlorobenzene	ND	5.0	1.5	ug/kg	
95-63-6	1,2,4-Trimethylbenzene	ND	5.0	1.5	ug/kg	
108-67-8	1,3,5-Trimethylbenzene	ND	5.0	1.5	ug/kg	
127-18-4	Tetrachloroethylene	ND	5.0	3.5	ug/kg	
108-88-3	Toluene	ND	5.0	1.5	ug/kg	
79-01-6	Trichloroethylene	ND	5.0	1.0	ug/kg	
75-69-4	Trichlorofluoromethane	ND	5.0	1.2	ug/kg	
75-01-4	Vinyl chloride	ND	5.0	2.5	ug/kg	
1330-20-7	Xylene (total)	ND	10	4.0	ug/kg	

CAS No.	Surrogate Recoveries	Limits
1868-53-7	Dibromofluoromethane	93% 60-130%

## Method Blank Summary

**Job Number:** C17723  
**Account:** IRISECAO Iris Environmental  
**Project:** Romic Soil Investigation(Romic EPA) - 2081 Bay Road,East Palo Alto,CA

Sample	File ID	DF	Analyzed	By	Prep Date	Prep Batch	Analytical Batch
VM870-MB	M27391.D	1	09/09/11	XB	n/a	n/a	VM870

The QC reported here applies to the following samples:

Method: SW846 8260B

C17723-22, C17723-23, C17723-24, C17723-26

CAS No.	Surrogate Recoveries	Limits
2037-26-5	Toluene-D8	102% 60-130%
460-00-4	4-Bromofluorobenzene	95% 60-130%

## Method Blank Summary

**Job Number:** C17723**Account:** IRISECAO Iris Environmental**Project:** Romic Soil Investigation(Romic EPA) - 2081 Bay Road,East Palo Alto,CA

Sample	File ID	DF	Analyzed	By	Prep Date	Prep Batch	Analytical Batch
VM870-MB2	M27405.D	1	09/09/11	XB	n/a	n/a	VM870

**The QC reported here applies to the following samples:****Method:** SW846 8260B

C17723-21, C17723-25

CAS No.	Compound	Result	RL	MDL	Units	Q
67-64-1	Acetone	ND	100	20	ug/kg	
71-43-2	Benzene	ND	5.0	1.5	ug/kg	
108-86-1	Bromobenzene	ND	5.0	1.5	ug/kg	
74-97-5	Bromochloromethane	ND	5.0	1.5	ug/kg	
75-27-4	Bromodichloromethane	ND	5.0	1.0	ug/kg	
75-25-2	Bromoform	ND	5.0	1.0	ug/kg	
104-51-8	n-Butylbenzene	ND	5.0	1.5	ug/kg	
135-98-8	sec-Butylbenzene	ND	5.0	1.5	ug/kg	
98-06-6	tert-Butylbenzene	ND	5.0	1.5	ug/kg	
108-90-7	Chlorobenzene	ND	5.0	1.5	ug/kg	
75-00-3	Chloroethane	ND	5.0	1.5	ug/kg	
67-66-3	Chloroform	ND	5.0	1.5	ug/kg	
95-49-8	o-Chlorotoluene	ND	5.0	1.5	ug/kg	
106-43-4	p-Chlorotoluene	ND	5.0	1.5	ug/kg	
56-23-5	Carbon tetrachloride	ND	5.0	1.0	ug/kg	
75-34-3	1,1-Dichloroethane	ND	5.0	1.0	ug/kg	
75-35-4	1,1-Dichloroethylene	ND	5.0	1.5	ug/kg	
563-58-6	1,1-Dichloropropene	ND	5.0	1.5	ug/kg	
96-12-8	1,2-Dibromo-3-chloropropane	ND	5.0	1.0	ug/kg	
106-93-4	1,2-Dibromoethane	ND	5.0	1.0	ug/kg	
107-06-2	1,2-Dichloroethane	ND	5.0	1.5	ug/kg	
78-87-5	1,2-Dichloropropane	ND	5.0	1.5	ug/kg	
142-28-9	1,3-Dichloropropane	ND	5.0	1.5	ug/kg	
108-20-3	Di-Isopropyl ether	ND	5.0	1.5	ug/kg	
594-20-7	2,2-Dichloropropane	ND	5.0	1.5	ug/kg	
124-48-1	Dibromochloromethane	ND	5.0	1.0	ug/kg	
75-71-8	Dichlorodifluoromethane	ND	5.0	1.0	ug/kg	
156-59-2	cis-1,2-Dichloroethylene	ND	5.0	1.5	ug/kg	
10061-01-5	cis-1,3-Dichloropropene	ND	5.0	1.5	ug/kg	
541-73-1	m-Dichlorobenzene	ND	5.0	1.5	ug/kg	
95-50-1	o-Dichlorobenzene	ND	5.0	1.5	ug/kg	
106-46-7	p-Dichlorobenzene	ND	5.0	1.5	ug/kg	
156-60-5	trans-1,2-Dichloroethylene	ND	5.0	1.5	ug/kg	
10061-02-6	trans-1,3-Dichloropropene	ND	5.0	1.5	ug/kg	
100-41-4	Ethylbenzene	ND	5.0	1.5	ug/kg	
637-92-3	Ethyl tert-Butyl Ether	ND	5.0	1.5	ug/kg	

## Method Blank Summary

**Job Number:** C17723  
**Account:** IRISECAO Iris Environmental  
**Project:** Romic Soil Investigation(Romic EPA) - 2081 Bay Road,East Palo Alto,CA

Sample	File ID	DF	Analyzed	By	Prep Date	Prep Batch	Analytical Batch
VM870-MB2	M27405.D	1	09/09/11	XB	n/a	n/a	VM870

The QC reported here applies to the following samples:

Method: SW846 8260B

C17723-21, C17723-25

CAS No.	Compound	Result	RL	MDL	Units	Q
591-78-6	2-Hexanone	ND	40	5.0	ug/kg	
87-68-3	Hexachlorobutadiene	ND	5.0	1.0	ug/kg	
98-82-8	Isopropylbenzene	ND	5.0	1.5	ug/kg	
99-87-6	p-Isopropyltoluene	ND	5.0	1.5	ug/kg	
108-10-1	4-Methyl-2-pentanone	ND	40	15	ug/kg	
74-83-9	Methyl bromide	ND	5.0	2.5	ug/kg	
74-87-3	Methyl chloride	ND	5.0	1.5	ug/kg	
74-95-3	Methylene bromide	ND	5.0	2.5	ug/kg	
75-09-2	Methylene chloride	ND	25	16	ug/kg	
78-93-3	Methyl ethyl ketone	ND	40	12	ug/kg	
1634-04-4	Methyl Tert Butyl Ether	ND	5.0	1.0	ug/kg	
91-20-3	Naphthalene	ND	5.0	1.5	ug/kg	
103-65-1	n-Propylbenzene	ND	5.0	1.5	ug/kg	
100-42-5	Styrene	ND	5.0	1.0	ug/kg	
994-05-8	Tert-Amyl Methyl Ether	ND	5.0	1.2	ug/kg	
75-65-0	Tert Butyl Alcohol	ND	40	10	ug/kg	
630-20-6	1,1,1,2-Tetrachloroethane	ND	5.0	1.0	ug/kg	
71-55-6	1,1,1-Trichloroethane	ND	5.0	1.5	ug/kg	
79-34-5	1,1,2,2-Tetrachloroethane	ND	5.0	1.0	ug/kg	
79-00-5	1,1,2-Trichloroethane	ND	5.0	1.0	ug/kg	
87-61-6	1,2,3-Trichlorobenzene	ND	5.0	1.5	ug/kg	
96-18-4	1,2,3-Trichloropropane	ND	5.0	1.5	ug/kg	
120-82-1	1,2,4-Trichlorobenzene	ND	5.0	1.5	ug/kg	
95-63-6	1,2,4-Trimethylbenzene	ND	5.0	1.5	ug/kg	
108-67-8	1,3,5-Trimethylbenzene	ND	5.0	1.5	ug/kg	
127-18-4	Tetrachloroethylene	ND	5.0	3.5	ug/kg	
108-88-3	Toluene	ND	5.0	1.5	ug/kg	
79-01-6	Trichloroethylene	ND	5.0	1.0	ug/kg	
75-69-4	Trichlorofluoromethane	ND	5.0	1.2	ug/kg	
75-01-4	Vinyl chloride	ND	5.0	2.5	ug/kg	
1330-20-7	Xylene (total)	ND	10	4.0	ug/kg	

CAS No.	Surrogate Recoveries	Limits
1868-53-7	Dibromofluoromethane	94% 60-130%

## Method Blank Summary

**Job Number:** C17723  
**Account:** IRISECAO Iris Environmental  
**Project:** Romic Soil Investigation(Romic EPA) - 2081 Bay Road,East Palo Alto,CA

Sample	File ID	DF	Analyzed	By	Prep Date	Prep Batch	Analytical Batch
VM870-MB2	M27405.D	1	09/09/11	XB	n/a	n/a	VM870

The QC reported here applies to the following samples:

Method: SW846 8260B

C17723-21, C17723-25

CAS No.	Surrogate Recoveries	Limits
2037-26-5	Toluene-D8	102% 60-130%
460-00-4	4-Bromofluorobenzene	93% 60-130%

## Method Blank Summary

**Job Number:** C17723**Account:** IRISECAO Iris Environmental**Project:** Romic Soil Investigation(Romic EPA) - 2081 Bay Road,East Palo Alto,CA

Sample	File ID	DF	Analyzed	By	Prep Date	Prep Batch	Analytical Batch
VM871-MB	M27439.D	1	09/10/11	XB	n/a	n/a	VM871

**The QC reported here applies to the following samples:****Method:** SW846 8260B

C17723-27, C17723-28, C17723-29, C17723-31, C17723-32

CAS No.	Compound	Result	RL	MDL	Units	Q
67-64-1	Acetone	ND	100	20	ug/kg	
71-43-2	Benzene	ND	5.0	1.5	ug/kg	
108-86-1	Bromobenzene	ND	5.0	1.5	ug/kg	
74-97-5	Bromochloromethane	ND	5.0	1.5	ug/kg	
75-27-4	Bromodichloromethane	ND	5.0	1.0	ug/kg	
75-25-2	Bromoform	ND	5.0	1.0	ug/kg	
104-51-8	n-Butylbenzene	ND	5.0	1.5	ug/kg	
135-98-8	sec-Butylbenzene	ND	5.0	1.5	ug/kg	
98-06-6	tert-Butylbenzene	ND	5.0	1.5	ug/kg	
108-90-7	Chlorobenzene	ND	5.0	1.5	ug/kg	
75-00-3	Chloroethane	ND	5.0	1.5	ug/kg	
67-66-3	Chloroform	ND	5.0	1.5	ug/kg	
95-49-8	o-Chlorotoluene	ND	5.0	1.5	ug/kg	
106-43-4	p-Chlorotoluene	ND	5.0	1.5	ug/kg	
56-23-5	Carbon tetrachloride	ND	5.0	1.0	ug/kg	
75-34-3	1,1-Dichloroethane	ND	5.0	1.0	ug/kg	
75-35-4	1,1-Dichloroethylene	ND	5.0	1.5	ug/kg	
563-58-6	1,1-Dichloropropene	ND	5.0	1.5	ug/kg	
96-12-8	1,2-Dibromo-3-chloropropane	ND	5.0	1.0	ug/kg	
106-93-4	1,2-Dibromoethane	ND	5.0	1.0	ug/kg	
107-06-2	1,2-Dichloroethane	ND	5.0	1.5	ug/kg	
78-87-5	1,2-Dichloropropane	ND	5.0	1.5	ug/kg	
142-28-9	1,3-Dichloropropane	ND	5.0	1.5	ug/kg	
108-20-3	Di-Isopropyl ether	ND	5.0	1.5	ug/kg	
594-20-7	2,2-Dichloropropane	ND	5.0	1.5	ug/kg	
124-48-1	Dibromochloromethane	ND	5.0	1.0	ug/kg	
75-71-8	Dichlorodifluoromethane	ND	5.0	1.0	ug/kg	
156-59-2	cis-1,2-Dichloroethylene	ND	5.0	1.5	ug/kg	
10061-01-5	cis-1,3-Dichloropropene	ND	5.0	1.5	ug/kg	
541-73-1	m-Dichlorobenzene	ND	5.0	1.5	ug/kg	
95-50-1	o-Dichlorobenzene	ND	5.0	1.5	ug/kg	
106-46-7	p-Dichlorobenzene	ND	5.0	1.5	ug/kg	
156-60-5	trans-1,2-Dichloroethylene	ND	5.0	1.5	ug/kg	
10061-02-6	trans-1,3-Dichloropropene	ND	5.0	1.5	ug/kg	
100-41-4	Ethylbenzene	ND	5.0	1.5	ug/kg	
637-92-3	Ethyl tert-Butyl Ether	ND	5.0	1.5	ug/kg	

## Method Blank Summary

**Job Number:** C17723  
**Account:** IRISECAO Iris Environmental  
**Project:** Romic Soil Investigation(Romic EPA) - 2081 Bay Road,East Palo Alto,CA

Sample	File ID	DF	Analyzed	By	Prep Date	Prep Batch	Analytical Batch
VM871-MB	M27439.D	1	09/10/11	XB	n/a	n/a	VM871

The QC reported here applies to the following samples:

Method: SW846 8260B

C17723-27, C17723-28, C17723-29, C17723-31, C17723-32

CAS No.	Compound	Result	RL	MDL	Units	Q
591-78-6	2-Hexanone	ND	40	5.0	ug/kg	
87-68-3	Hexachlorobutadiene	ND	5.0	1.0	ug/kg	
98-82-8	Isopropylbenzene	ND	5.0	1.5	ug/kg	
99-87-6	p-Isopropyltoluene	ND	5.0	1.5	ug/kg	
108-10-1	4-Methyl-2-pentanone	ND	40	15	ug/kg	
74-83-9	Methyl bromide	ND	5.0	2.5	ug/kg	
74-87-3	Methyl chloride	ND	5.0	1.5	ug/kg	
74-95-3	Methylene bromide	ND	5.0	2.5	ug/kg	
75-09-2	Methylene chloride	ND	25	16	ug/kg	
78-93-3	Methyl ethyl ketone	ND	40	12	ug/kg	
1634-04-4	Methyl Tert Butyl Ether	ND	5.0	1.0	ug/kg	
91-20-3	Naphthalene	ND	5.0	1.5	ug/kg	
103-65-1	n-Propylbenzene	ND	5.0	1.5	ug/kg	
100-42-5	Styrene	ND	5.0	1.0	ug/kg	
994-05-8	Tert-Amyl Methyl Ether	ND	5.0	1.2	ug/kg	
75-65-0	Tert Butyl Alcohol	ND	40	10	ug/kg	
630-20-6	1,1,1,2-Tetrachloroethane	ND	5.0	1.0	ug/kg	
71-55-6	1,1,1-Trichloroethane	ND	5.0	1.5	ug/kg	
79-34-5	1,1,2,2-Tetrachloroethane	ND	5.0	1.0	ug/kg	
79-00-5	1,1,2-Trichloroethane	ND	5.0	1.0	ug/kg	
87-61-6	1,2,3-Trichlorobenzene	ND	5.0	1.5	ug/kg	
96-18-4	1,2,3-Trichloropropane	ND	5.0	1.5	ug/kg	
120-82-1	1,2,4-Trichlorobenzene	ND	5.0	1.5	ug/kg	
95-63-6	1,2,4-Trimethylbenzene	ND	5.0	1.5	ug/kg	
108-67-8	1,3,5-Trimethylbenzene	ND	5.0	1.5	ug/kg	
127-18-4	Tetrachloroethylene	ND	5.0	3.5	ug/kg	
108-88-3	Toluene	ND	5.0	1.5	ug/kg	
79-01-6	Trichloroethylene	ND	5.0	1.0	ug/kg	
75-69-4	Trichlorofluoromethane	ND	5.0	1.2	ug/kg	
75-01-4	Vinyl chloride	ND	5.0	2.5	ug/kg	
1330-20-7	Xylene (total)	ND	10	4.0	ug/kg	

CAS No.	Surrogate Recoveries	Limits
1868-53-7	Dibromofluoromethane	90% 60-130%

## Method Blank Summary

**Job Number:** C17723  
**Account:** IRISECAO Iris Environmental  
**Project:** Romic Soil Investigation(Romic EPA) - 2081 Bay Road,East Palo Alto,CA

Sample	File ID	DF	Analyzed	By	Prep Date	Prep Batch	Analytical Batch
VM871-MB	M27439.D	1	09/10/11	XB	n/a	n/a	VM871

The QC reported here applies to the following samples:

Method: SW846 8260B

C17723-27, C17723-28, C17723-29, C17723-31, C17723-32

CAS No.	Surrogate Recoveries	Limits
2037-26-5	Toluene-D8	101% 60-130%
460-00-4	4-Bromofluorobenzene	93% 60-130%

4.1.7  
4



## Method Blank Summary

**Job Number:** C17723**Account:** IRISECAO Iris Environmental**Project:** Romic Soil Investigation(Romic EPA) - 2081 Bay Road,East Palo Alto,CA

Sample	File ID	DF	Analyzed	By	Prep Date	Prep Batch	Analytical Batch
VM872-MB	M27471.D	1	09/11/11	XB	n/a	n/a	VM872

**The QC reported here applies to the following samples:****Method:** SW846 8260B

C17723-30

CAS No.	Compound	Result	RL	MDL	Units	Q
67-64-1	Acetone	ND	100	20	ug/kg	
71-43-2	Benzene	ND	5.0	1.5	ug/kg	
108-86-1	Bromobenzene	ND	5.0	1.5	ug/kg	
74-97-5	Bromochloromethane	ND	5.0	1.5	ug/kg	
75-27-4	Bromodichloromethane	ND	5.0	1.0	ug/kg	
75-25-2	Bromoform	ND	5.0	1.0	ug/kg	
104-51-8	n-Butylbenzene	ND	5.0	1.5	ug/kg	
135-98-8	sec-Butylbenzene	ND	5.0	1.5	ug/kg	
98-06-6	tert-Butylbenzene	ND	5.0	1.5	ug/kg	
108-90-7	Chlorobenzene	ND	5.0	1.5	ug/kg	
75-00-3	Chloroethane	ND	5.0	1.5	ug/kg	
67-66-3	Chloroform	ND	5.0	1.5	ug/kg	
95-49-8	o-Chlorotoluene	ND	5.0	1.5	ug/kg	
106-43-4	p-Chlorotoluene	ND	5.0	1.5	ug/kg	
56-23-5	Carbon tetrachloride	ND	5.0	1.0	ug/kg	
75-34-3	1,1-Dichloroethane	ND	5.0	1.0	ug/kg	
75-35-4	1,1-Dichloroethylene	ND	5.0	1.5	ug/kg	
563-58-6	1,1-Dichloropropene	ND	5.0	1.5	ug/kg	
96-12-8	1,2-Dibromo-3-chloropropane	ND	5.0	1.0	ug/kg	
106-93-4	1,2-Dibromoethane	ND	5.0	1.0	ug/kg	
107-06-2	1,2-Dichloroethane	ND	5.0	1.5	ug/kg	
78-87-5	1,2-Dichloropropane	ND	5.0	1.5	ug/kg	
142-28-9	1,3-Dichloropropane	ND	5.0	1.5	ug/kg	
108-20-3	Di-Isopropyl ether	ND	5.0	1.5	ug/kg	
594-20-7	2,2-Dichloropropane	ND	5.0	1.5	ug/kg	
124-48-1	Dibromochloromethane	ND	5.0	1.0	ug/kg	
75-71-8	Dichlorodifluoromethane	ND	5.0	1.0	ug/kg	
156-59-2	cis-1,2-Dichloroethylene	ND	5.0	1.5	ug/kg	
10061-01-5	cis-1,3-Dichloropropene	ND	5.0	1.5	ug/kg	
541-73-1	m-Dichlorobenzene	ND	5.0	1.5	ug/kg	
95-50-1	o-Dichlorobenzene	ND	5.0	1.5	ug/kg	
106-46-7	p-Dichlorobenzene	ND	5.0	1.5	ug/kg	
156-60-5	trans-1,2-Dichloroethylene	ND	5.0	1.5	ug/kg	
10061-02-6	trans-1,3-Dichloropropene	ND	5.0	1.5	ug/kg	
100-41-4	Ethylbenzene	ND	5.0	1.5	ug/kg	
637-92-3	Ethyl tert-Butyl Ether	ND	5.0	1.5	ug/kg	

## Method Blank Summary

**Job Number:** C17723  
**Account:** IRISECAO Iris Environmental  
**Project:** Romic Soil Investigation(Romic EPA) - 2081 Bay Road,East Palo Alto,CA

Sample	File ID	DF	Analyzed	By	Prep Date	Prep Batch	Analytical Batch
VM872-MB	M27471.D	1	09/11/11	XB	n/a	n/a	VM872

The QC reported here applies to the following samples:

Method: SW846 8260B

C17723-30

CAS No.	Compound	Result	RL	MDL	Units	Q
591-78-6	2-Hexanone	ND	40	5.0	ug/kg	
87-68-3	Hexachlorobutadiene	ND	5.0	1.0	ug/kg	
98-82-8	Isopropylbenzene	ND	5.0	1.5	ug/kg	
99-87-6	p-Isopropyltoluene	ND	5.0	1.5	ug/kg	
108-10-1	4-Methyl-2-pentanone	ND	40	15	ug/kg	
74-83-9	Methyl bromide	ND	5.0	2.5	ug/kg	
74-87-3	Methyl chloride	ND	5.0	1.5	ug/kg	
74-95-3	Methylene bromide	ND	5.0	2.5	ug/kg	
75-09-2	Methylene chloride	ND	25	16	ug/kg	
78-93-3	Methyl ethyl ketone	ND	40	12	ug/kg	
1634-04-4	Methyl Tert Butyl Ether	ND	5.0	1.0	ug/kg	
91-20-3	Naphthalene	ND	5.0	1.5	ug/kg	
103-65-1	n-Propylbenzene	ND	5.0	1.5	ug/kg	
100-42-5	Styrene	ND	5.0	1.0	ug/kg	
994-05-8	Tert-Amyl Methyl Ether	ND	5.0	1.2	ug/kg	
75-65-0	Tert Butyl Alcohol	ND	40	10	ug/kg	
630-20-6	1,1,1,2-Tetrachloroethane	ND	5.0	1.0	ug/kg	
71-55-6	1,1,1-Trichloroethane	ND	5.0	1.5	ug/kg	
79-34-5	1,1,2,2-Tetrachloroethane	ND	5.0	1.0	ug/kg	
79-00-5	1,1,2-Trichloroethane	ND	5.0	1.0	ug/kg	
87-61-6	1,2,3-Trichlorobenzene	ND	5.0	1.5	ug/kg	
96-18-4	1,2,3-Trichloropropane	ND	5.0	1.5	ug/kg	
120-82-1	1,2,4-Trichlorobenzene	ND	5.0	1.5	ug/kg	
95-63-6	1,2,4-Trimethylbenzene	ND	5.0	1.5	ug/kg	
108-67-8	1,3,5-Trimethylbenzene	ND	5.0	1.5	ug/kg	
127-18-4	Tetrachloroethylene	ND	5.0	3.5	ug/kg	
108-88-3	Toluene	ND	5.0	1.5	ug/kg	
79-01-6	Trichloroethylene	ND	5.0	1.0	ug/kg	
75-69-4	Trichlorofluoromethane	ND	5.0	1.2	ug/kg	
75-01-4	Vinyl chloride	ND	5.0	2.5	ug/kg	
1330-20-7	Xylene (total)	ND	10	4.0	ug/kg	

CAS No.	Surrogate Recoveries	Limits
1868-53-7	Dibromofluoromethane	89% 60-130%

## Method Blank Summary

**Job Number:** C17723  
**Account:** IRISECAO Iris Environmental  
**Project:** Romic Soil Investigation(Romic EPA) - 2081 Bay Road,East Palo Alto,CA

Sample	File ID	DF	Analyzed	By	Prep Date	Prep Batch	Analytical Batch
VM872-MB	M27471.D	1	09/11/11	XB	n/a	n/a	VM872

The QC reported here applies to the following samples:

Method: SW846 8260B

C17723-30

CAS No.	Surrogate Recoveries	Limits
2037-26-5	Toluene-D8	102% 60-130%
460-00-4	4-Bromofluorobenzene	95% 60-130%

## Method Blank Summary

**Job Number:** C17723**Account:** IRISECAO Iris Environmental**Project:** Romic Soil Investigation(Romic EPA) - 2081 Bay Road,East Palo Alto,CA

Sample	File ID	DF	Analyzed	By	Prep Date	Prep Batch	Analytical Batch
VM865-MB	M27265.D	1	09/06/11	XB	n/a	n/a	VM865

**The QC reported here applies to the following samples:****Method:** SW846 8260B

VM865-BSD, VM865-BS1

CAS No.	Compound	Result	RL	MDL	Units	Q
67-64-1	Acetone	ND	100	20	ug/kg	
71-43-2	Benzene	ND	5.0	1.5	ug/kg	
108-86-1	Bromobenzene	ND	5.0	1.5	ug/kg	
74-97-5	Bromochloromethane	ND	5.0	1.5	ug/kg	
75-27-4	Bromodichloromethane	ND	5.0	1.0	ug/kg	
75-25-2	Bromoform	ND	5.0	1.0	ug/kg	
104-51-8	n-Butylbenzene	ND	5.0	1.5	ug/kg	
135-98-8	sec-Butylbenzene	ND	5.0	1.5	ug/kg	
98-06-6	tert-Butylbenzene	ND	5.0	1.5	ug/kg	
108-90-7	Chlorobenzene	ND	5.0	1.5	ug/kg	
75-00-3	Chloroethane	ND	5.0	1.5	ug/kg	
67-66-3	Chloroform	ND	5.0	1.5	ug/kg	
95-49-8	o-Chlorotoluene	ND	5.0	1.5	ug/kg	
106-43-4	p-Chlorotoluene	ND	5.0	1.5	ug/kg	
56-23-5	Carbon tetrachloride	ND	5.0	1.0	ug/kg	
75-34-3	1,1-Dichloroethane	ND	5.0	1.0	ug/kg	
75-35-4	1,1-Dichloroethylene	ND	5.0	1.5	ug/kg	
563-58-6	1,1-Dichloropropene	ND	5.0	1.5	ug/kg	
96-12-8	1,2-Dibromo-3-chloropropane	ND	5.0	1.0	ug/kg	
106-93-4	1,2-Dibromoethane	ND	5.0	1.0	ug/kg	
107-06-2	1,2-Dichloroethane	ND	5.0	1.5	ug/kg	
78-87-5	1,2-Dichloropropane	ND	5.0	1.5	ug/kg	
142-28-9	1,3-Dichloropropane	ND	5.0	1.5	ug/kg	
108-20-3	Di-Isopropyl ether	ND	5.0	1.5	ug/kg	
594-20-7	2,2-Dichloropropane	ND	5.0	1.5	ug/kg	
124-48-1	Dibromochloromethane	ND	5.0	1.0	ug/kg	
75-71-8	Dichlorodifluoromethane	ND	5.0	1.0	ug/kg	
156-59-2	cis-1,2-Dichloroethylene	ND	5.0	1.5	ug/kg	
10061-01-5	cis-1,3-Dichloropropene	ND	5.0	1.5	ug/kg	
541-73-1	m-Dichlorobenzene	ND	5.0	1.5	ug/kg	
95-50-1	o-Dichlorobenzene	ND	5.0	1.5	ug/kg	
106-46-7	p-Dichlorobenzene	ND	5.0	1.5	ug/kg	
156-60-5	trans-1,2-Dichloroethylene	ND	5.0	1.5	ug/kg	
10061-02-6	trans-1,3-Dichloropropene	ND	5.0	1.5	ug/kg	
100-41-4	Ethylbenzene	ND	5.0	1.5	ug/kg	
637-92-3	Ethyl tert-Butyl Ether	ND	5.0	1.5	ug/kg	

## Method Blank Summary

**Job Number:** C17723  
**Account:** IRISECAO Iris Environmental  
**Project:** Romic Soil Investigation(Romic EPA) - 2081 Bay Road,East Palo Alto,CA

Sample	File ID	DF	Analyzed	By	Prep Date	Prep Batch	Analytical Batch
VM865-MB	M27265.D	1	09/06/11	XB	n/a	n/a	VM865

The QC reported here applies to the following samples:

Method: SW846 8260B

VM865-BSD, VM865-BS1

CAS No.	Compound	Result	RL	MDL	Units	Q
591-78-6	2-Hexanone	ND	40	5.0	ug/kg	
87-68-3	Hexachlorobutadiene	ND	5.0	1.0	ug/kg	
98-82-8	Isopropylbenzene	ND	5.0	1.5	ug/kg	
99-87-6	p-Isopropyltoluene	ND	5.0	1.5	ug/kg	
108-10-1	4-Methyl-2-pentanone	ND	40	15	ug/kg	
74-83-9	Methyl bromide	ND	5.0	2.5	ug/kg	
74-87-3	Methyl chloride	ND	5.0	1.5	ug/kg	
74-95-3	Methylene bromide	ND	5.0	2.5	ug/kg	
75-09-2	Methylene chloride	ND	25	16	ug/kg	
78-93-3	Methyl ethyl ketone	ND	40	12	ug/kg	
1634-04-4	Methyl Tert Butyl Ether	ND	5.0	1.0	ug/kg	
91-20-3	Naphthalene	ND	5.0	1.5	ug/kg	
103-65-1	n-Propylbenzene	ND	5.0	1.5	ug/kg	
100-42-5	Styrene	ND	5.0	1.0	ug/kg	
994-05-8	Tert-Amyl Methyl Ether	ND	5.0	1.2	ug/kg	
75-65-0	Tert Butyl Alcohol	ND	40	10	ug/kg	
630-20-6	1,1,1,2-Tetrachloroethane	ND	5.0	1.0	ug/kg	
71-55-6	1,1,1-Trichloroethane	ND	5.0	1.5	ug/kg	
79-34-5	1,1,2,2-Tetrachloroethane	ND	5.0	1.0	ug/kg	
79-00-5	1,1,2-Trichloroethane	ND	5.0	1.0	ug/kg	
87-61-6	1,2,3-Trichlorobenzene	ND	5.0	1.5	ug/kg	
96-18-4	1,2,3-Trichloropropane	ND	5.0	1.5	ug/kg	
120-82-1	1,2,4-Trichlorobenzene	ND	5.0	1.5	ug/kg	
95-63-6	1,2,4-Trimethylbenzene	ND	5.0	1.5	ug/kg	
108-67-8	1,3,5-Trimethylbenzene	ND	5.0	1.5	ug/kg	
127-18-4	Tetrachloroethylene	ND	5.0	3.5	ug/kg	
108-88-3	Toluene	ND	5.0	1.5	ug/kg	
79-01-6	Trichloroethylene	ND	5.0	1.0	ug/kg	
75-69-4	Trichlorofluoromethane	ND	5.0	1.2	ug/kg	
75-01-4	Vinyl chloride	ND	5.0	2.5	ug/kg	
1330-20-7	Xylene (total)	ND	10	4.0	ug/kg	

CAS No.	Surrogate Recoveries	Limits
1868-53-7	Dibromofluoromethane	96% 60-130%

## Method Blank Summary

**Job Number:** C17723  
**Account:** IRISECAO Iris Environmental  
**Project:** Romic Soil Investigation(Romic EPA) - 2081 Bay Road,East Palo Alto,CA

Sample	File ID	DF	Analyzed	By	Prep Date	Prep Batch	Analytical Batch
VM865-MB	M27265.D	1	09/06/11	XB	n/a	n/a	VM865

The QC reported here applies to the following samples:

Method: SW846 8260B

VM865-BSD, VM865-BS1

CAS No.	Surrogate Recoveries	Limits
2037-26-5	Toluene-D8	98% 60-130%
460-00-4	4-Bromofluorobenzene	98% 60-130%

# Blank Spike Summary

**Job Number:** C17723  
**Account:** IRISECAO Iris Environmental  
**Project:** Romic Soil Investigation(Romic EPA) - 2081 Bay Road,East Palo Alto,CA

Sample	File ID	DF	Analyzed	By	Prep Date	Prep Batch	Analytical Batch
VM865-BS1	M27264.D	1	09/06/11	XB	n/a	n/a	VM865

The QC reported here applies to the following samples:

Method: SW846 8260B

C17723-2, C17723-4

CAS No.	Compound	Spike ug/kg	BSP ug/kg	BSP %	Limits
---------	----------	----------------	--------------	----------	--------

CAS No.	Surrogate Recoveries	BSP	Limits
1868-53-7	Dibromofluoromethane	94%	60-130%
2037-26-5	Toluene-D8	98%	60-130%
460-00-4	4-Bromofluorobenzene	99%	60-130%

4.2.1  
4

# Blank Spike/Blank Spike Duplicate Summary

**Job Number:** C17723

**Account:** IRISECAO Iris Environmental

**Project:** Romic Soil Investigation(Romic EPA) - 2081 Bay Road,East Palo Alto,CA

Sample	File ID	DF	Analyzed	By	Prep Date	Prep Batch	Analytical Batch
VM865-BS	M27262.D	1	09/06/11	XB	n/a	n/a	VM865
VM865-BSD	M27263.D	1	09/06/11	XB	n/a	n/a	VM865

The QC reported here applies to the following samples:

Method: SW846 8260B

C17723-2, C17723-4

CAS No.	Compound	Spike ug/kg	BSP ug/kg	BSP %	BSD ug/kg	BSD %	RPD	Limits Rec/RPD
67-64-1	Acetone	160	161	101	170	106	5	60-130/30
71-43-2	Benzene	40	43.7	109	43.2	108	1	60-130/30
108-86-1	Bromobenzene	40	41.5	104	41.8	105	1	60-130/30
74-97-5	Bromochloromethane	40	43.2	108	45.0	113	4	60-130/30
75-27-4	Bromodichloromethane	40	43.3	108	42.7	107	1	60-130/30
75-25-2	Bromoform	40	40.1	100	40.5	101	1	60-130/30
104-51-8	n-Butylbenzene	40	41.8	105	42.0	105	0	60-130/30
135-98-8	sec-Butylbenzene	40	41.5	104	42.6	107	3	60-130/30
98-06-6	tert-Butylbenzene	40	42.5	106	42.6	107	0	60-130/30
108-90-7	Chlorobenzene	40	40.8	102	41.2	103	1	60-130/30
75-00-3	Chloroethane	40	42.6	107	45.2	113	6	60-130/30
67-66-3	Chloroform	40	42.5	106	43.4	109	2	60-130/30
95-49-8	o-Chlorotoluene	40	42.2	106	41.4	104	2	60-130/30
106-43-4	p-Chlorotoluene	40	40.5	101	42.5	106	5	60-130/30
56-23-5	Carbon tetrachloride	40	43.1	108	42.9	107	0	60-130/30
75-34-3	1,1-Dichloroethane	40	41.8	105	43.4	109	4	60-130/30
75-35-4	1,1-Dichloroethylene	40	44.7	112	45.4	114	2	60-130/30
563-58-6	1,1-Dichloropropene	40	43.9	110	43.2	108	2	60-130/30
96-12-8	1,2-Dibromo-3-chloropropane	40	40.9	102	42.3	106	3	60-130/30
106-93-4	1,2-Dibromoethane	40	39.7	99	40.6	102	2	60-130/30
107-06-2	1,2-Dichloroethane	40	41.4	104	40.9	102	1	60-130/30
78-87-5	1,2-Dichloropropane	40	42.4	106	41.6	104	2	60-130/30
142-28-9	1,3-Dichloropropane	40	39.2	98	40.2	101	3	60-130/30
108-20-3	Di-Isopropyl ether	40	43.6	109	45.1	113	3	60-130/30
594-20-7	2,2-Dichloropropane	40	42.8	107	44.6	112	4	60-130/30
124-48-1	Dibromochloromethane	40	40.2	101	40.8	102	1	60-130/30
75-71-8	Dichlorodifluoromethane	40	34.9	87	36.6	92	5	60-130/30
156-59-2	cis-1,2-Dichloroethylene	40	43.4	109	44.2	111	2	60-130/30
10061-01-5	cis-1,3-Dichloropropene	40	43.8	110	43.3	108	1	60-130/30
541-73-1	m-Dichlorobenzene	40	41.5	104	41.5	104	0	60-130/30
95-50-1	o-Dichlorobenzene	40	41.7	104	42.0	105	1	60-130/30
106-46-7	p-Dichlorobenzene	40	41.3	103	42.3	106	2	60-130/30
156-60-5	trans-1,2-Dichloroethylene	40	43.4	109	44.7	112	3	60-130/30
10061-02-6	trans-1,3-Dichloropropene	40	39.3	98	40.8	102	4	60-130/30
100-41-4	Ethylbenzene	40	40.7	102	41.5	104	2	60-130/30
637-92-3	Ethyl tert-Butyl Ether	40	42.0	105	43.3	108	3	60-130/30

4.3.1  
4



# Blank Spike/Blank Spike Duplicate Summary

**Job Number:** C17723

**Account:** IRISECAO Iris Environmental

**Project:** Romic Soil Investigation(Romic EPA) - 2081 Bay Road,East Palo Alto,CA

Sample	File ID	DF	Analyzed	By	Prep Date	Prep Batch	Analytical Batch
VM865-BS	M27262.D	1	09/06/11	XB	n/a	n/a	VM865
VM865-BSD	M27263.D	1	09/06/11	XB	n/a	n/a	VM865

The QC reported here applies to the following samples:

Method: SW846 8260B

C17723-2, C17723-4

CAS No.	Compound	Spike ug/kg	BSP ug/kg	BSP %	BSD ug/kg	BSD %	RPD	Limits Rec/RPD
591-78-6	2-Hexanone	160	144	90	150	94	4	60-130/30
87-68-3	Hexachlorobutadiene	40	44.2	111	44.5	111	1	60-130/30
98-82-8	Isopropylbenzene	40	40.8	102	41.7	104	2	60-130/30
99-87-6	p-Isopropyltoluene	40	41.9	105	42.8	107	2	60-130/30
108-10-1	4-Methyl-2-pentanone	160	159	99	159	99	0	60-130/30
74-83-9	Methyl bromide	40	43.4	109	44.7	112	3	60-130/30
74-87-3	Methyl chloride	40	35.3	88	36.4	91	3	60-130/30
74-95-3	Methylene bromide	40	41.7	104	41.2	103	1	60-130/30
75-09-2	Methylene chloride	40	39.1	98	40.0	100	2	60-130/30
78-93-3	Methyl ethyl ketone	160	164	103	170	106	4	60-130/30
1634-04-4	Methyl Tert Butyl Ether	40	42.5	106	44.0	110	3	60-130/30
91-20-3	Naphthalene	40	43.5	109	44.2	111	2	60-130/30
103-65-1	n-Propylbenzene	40	41.9	105	42.7	107	2	60-130/30
100-42-5	Styrene	40	40.5	101	41.6	104	3	60-130/30
994-05-8	Tert-Amyl Methyl Ether	40	41.9	105	43.6	109	4	60-130/30
75-65-0	Tert Butyl Alcohol	200	212	106	215	108	1	60-130/30
630-20-6	1,1,1,2-Tetrachloroethane	40	40.6	102	41.5	104	2	60-130/30
71-55-6	1,1,1-Trichloroethane	40	43.4	109	44.8	112	3	60-130/30
79-34-5	1,1,2,2-Tetrachloroethane	40	39.8	100	39.9	100	0	60-130/30
79-00-5	1,1,2-Trichloroethane	40	38.6	97	38.8	97	1	60-130/30
87-61-6	1,2,3-Trichlorobenzene	40	43.0	108	43.4	109	1	60-130/30
96-18-4	1,2,3-Trichloropropane	40	38.5	96	39.7	99	3	60-130/30
120-82-1	1,2,4-Trichlorobenzene	40	44.0	110	44.4	111	1	60-130/30
95-63-6	1,2,4-Trimethylbenzene	40	41.4	104	42.0	105	1	60-130/30
108-67-8	1,3,5-Trimethylbenzene	40	42.1	105	42.7	107	1	60-130/30
127-18-4	Tetrachloroethylene	40	44.3	111	46.8	117	5	60-130/30
108-88-3	Toluene	40	40.3	101	41.1	103	2	60-130/30
79-01-6	Trichloroethylene	40	45.6	114	45.1	113	1	60-130/30
75-69-4	Trichlorofluoromethane	40	42.7	107	44.0	110	3	60-130/30
75-01-4	Vinyl chloride	40	37.9	95	40.1	100	6	60-130/30
1330-20-7	Xylene (total)	120	121	101	124	103	2	60-130/30

CAS No.	Surrogate Recoveries	BSP	BSD	Limits
1868-53-7	Dibromofluoromethane	94%	96%	60-130%

4.3.1  
4

# Blank Spike/Blank Spike Duplicate Summary

**Job Number:** C17723  
**Account:** IRISECAO Iris Environmental  
**Project:** Romic Soil Investigation(Romic EPA) - 2081 Bay Road,East Palo Alto,CA

Sample	File ID	DF	Analyzed	By	Prep Date	Prep Batch	Analytical Batch
VM865-BS	M27262.D	1	09/06/11	XB	n/a	n/a	VM865
VM865-BSD	M27263.D	1	09/06/11	XB	n/a	n/a	VM865

The QC reported here applies to the following samples:

Method: SW846 8260B

C17723-2, C17723-4

CAS No.	Surrogate Recoveries	BSP	BSD	Limits
2037-26-5	Toluene-D8	91%	92%	60-130%
460-00-4	4-Bromofluorobenzene	95%	94%	60-130%

4.3.1  
4

# Blank Spike/Blank Spike Duplicate Summary

**Job Number:** C17723  
**Account:** IRISECAO Iris Environmental  
**Project:** Romic Soil Investigation(Romic EPA) - 2081 Bay Road,East Palo Alto,CA

Sample	File ID	DF	Analyzed	By	Prep Date	Prep Batch	Analytical Batch
VM866-BS	M27302.D	1	09/07/11	XB	n/a	n/a	VM866
VM866-BSD	M27303.D	1	09/07/11	XB	n/a	n/a	VM866

**The QC reported here applies to the following samples:** **Method:** SW846 8260B

C17723-1, C17723-3, C17723-6, C17723-8, C17723-9, C17723-11, C17723-12, C17723-13

CAS No.	Compound	Spike ug/kg	BSP ug/kg	BSP %	BSD ug/kg	BSD %	RPD	Limits Rec/RPD
67-64-1	Acetone	160	185	116	161	101	14	60-130/30
71-43-2	Benzene	40	42.7	107	41.6	104	3	60-130/30
108-86-1	Bromobenzene	40	39.5	99	39.1	98	1	60-130/30
74-97-5	Bromochloromethane	40	44.1	110	43.0	108	3	60-130/30
75-27-4	Bromodichloromethane	40	43.4	109	41.6	104	4	60-130/30
75-25-2	Bromoform	40	41.1	103	37.6	94	9	60-130/30
104-51-8	n-Butylbenzene	40	40.5	101	40.2	101	1	60-130/30
135-98-8	sec-Butylbenzene	40	40.4	101	40.2	101	0	60-130/30
98-06-6	tert-Butylbenzene	40	41.0	103	40.2	101	2	60-130/30
108-90-7	Chlorobenzene	40	40.5	101	39.2	98	3	60-130/30
75-00-3	Chloroethane	40	45.5	114	44.8	112	2	60-130/30
67-66-3	Chloroform	40	44.9	112	42.3	106	6	60-130/30
95-49-8	o-Chlorotoluene	40	39.9	100	38.9	97	3	60-130/30
106-43-4	p-Chlorotoluene	40	40.3	101	40.7	102	1	60-130/30
56-23-5	Carbon tetrachloride	40	42.5	106	41.0	103	4	60-130/30
75-34-3	1,1-Dichloroethane	40	44.1	110	42.0	105	5	60-130/30
75-35-4	1,1-Dichloroethylene	40	46.1	115	43.1	108	7	60-130/30
563-58-6	1,1-Dichloropropene	40	43.4	109	42.4	106	2	60-130/30
96-12-8	1,2-Dibromo-3-chloropropane	40	44.7	112	40.4	101	10	60-130/30
106-93-4	1,2-Dibromoethane	40	40.9	102	38.2	96	7	60-130/30
107-06-2	1,2-Dichloroethane	40	43.1	108	40.8	102	5	60-130/30
78-87-5	1,2-Dichloropropane	40	42.3	106	40.5	101	4	60-130/30
142-28-9	1,3-Dichloropropane	40	40.1	100	38.2	96	5	60-130/30
108-20-3	Di-Isopropyl ether	40	44.8	112	42.8	107	5	60-130/30
594-20-7	2,2-Dichloropropane	40	45.5	114	42.1	105	8	60-130/30
124-48-1	Dibromochloromethane	40	40.7	102	38.3	96	6	60-130/30
75-71-8	Dichlorodifluoromethane	40	35.2	88	34.0	85	3	60-130/30
156-59-2	cis-1,2-Dichloroethylene	40	43.8	110	41.6	104	5	60-130/30
10061-01-5	cis-1,3-Dichloropropene	40	43.7	109	42.1	105	4	60-130/30
541-73-1	m-Dichlorobenzene	40	39.2	98	39.4	99	1	60-130/30
95-50-1	o-Dichlorobenzene	40	39.6	99	39.3	98	1	60-130/30
106-46-7	p-Dichlorobenzene	40	39.4	99	39.1	98	1	60-130/30
156-60-5	trans-1,2-Dichloroethylene	40	44.8	112	42.9	107	4	60-130/30
10061-02-6	trans-1,3-Dichloropropene	40	41.2	103	38.7	97	6	60-130/30
100-41-4	Ethylbenzene	40	41.1	103	39.5	99	4	60-130/30
637-92-3	Ethyl tert-Butyl Ether	40	45.3	113	41.8	105	8	60-130/30

4.3.2  
4

# Blank Spike/Blank Spike Duplicate Summary

**Job Number:** C17723

**Account:** IRISECAO Iris Environmental

**Project:** Romic Soil Investigation(Romic EPA) - 2081 Bay Road,East Palo Alto,CA

Sample	File ID	DF	Analyzed	By	Prep Date	Prep Batch	Analytical Batch
VM866-BS	M27302.D	1	09/07/11	XB	n/a	n/a	VM866
VM866-BSD	M27303.D	1	09/07/11	XB	n/a	n/a	VM866

The QC reported here applies to the following samples:

Method: SW846 8260B

C17723-1, C17723-3, C17723-6, C17723-8, C17723-9, C17723-11, C17723-12, C17723-13

CAS No.	Compound	Spike ug/kg	BSP ug/kg	BSP %	BSD ug/kg	BSD %	RPD	Limits Rec/RPD
591-78-6	2-Hexanone	160	164	103	143	89	14	60-130/30
87-68-3	Hexachlorobutadiene	40	41.5	104	40.9	102	1	60-130/30
98-82-8	Isopropylbenzene	40	40.8	102	39.2	98	4	60-130/30
99-87-6	p-Isopropyltoluene	40	40.3	101	39.9	100	1	60-130/30
108-10-1	4-Methyl-2-pentanone	160	175	109	154	96	13	60-130/30
74-83-9	Methyl bromide	40	45.3	113	44.1	110	3	60-130/30
74-87-3	Methyl chloride	40	34.1	85	34.1	85	0	60-130/30
74-95-3	Methylene bromide	40	42.1	105	39.7	99	6	60-130/30
75-09-2	Methylene chloride	40	40.7	102	38.3	96	6	60-130/30
78-93-3	Methyl ethyl ketone	160	185	116	163	102	13	60-130/30
1634-04-4	Methyl Tert Butyl Ether	40	46.3	116	42.1	105	10	60-130/30
91-20-3	Naphthalene	40	43.7	109	41.3	103	6	60-130/30
103-65-1	n-Propylbenzene	40	40.6	102	40.6	102	0	60-130/30
100-42-5	Styrene	40	40.4	101	38.6	97	5	60-130/30
994-05-8	Tert-Amyl Methyl Ether	40	44.9	112	41.5	104	8	60-130/30
75-65-0	Tert Butyl Alcohol	200	263	132* a	217	109	19	60-130/30
630-20-6	1,1,1,2-Tetrachloroethane	40	39.8	100	38.3	96	4	60-130/30
71-55-6	1,1,1-Trichloroethane	40	45.3	113	42.9	107	5	60-130/30
79-34-5	1,1,2,2-Tetrachloroethane	40	40.5	101	38.1	95	6	60-130/30
79-00-5	1,1,2-Trichloroethane	40	38.9	97	36.8	92	6	60-130/30
87-61-6	1,2,3-Trichlorobenzene	40	41.7	104	40.2	101	4	60-130/30
96-18-4	1,2,3-Trichloropropane	40	41.7	104	37.5	94	11	60-130/30
120-82-1	1,2,4-Trichlorobenzene	40	41.4	104	40.7	102	2	60-130/30
95-63-6	1,2,4-Trimethylbenzene	40	40.0	100	39.4	99	2	60-130/30
108-67-8	1,3,5-Trimethylbenzene	40	40.4	101	40.0	100	1	60-130/30
127-18-4	Tetrachloroethylene	40	42.9	107	40.0	100	7	60-130/30
108-88-3	Toluene	40	40.0	100	39.0	98	3	60-130/30
79-01-6	Trichloroethylene	40	43.8	110	42.4	106	3	60-130/30
75-69-4	Trichlorofluoromethane	40	45.7	114	44.1	110	4	60-130/30
75-01-4	Vinyl chloride	40	40.0	100	38.8	97	3	60-130/30
1330-20-7	Xylene (total)	120	120	100	116	97	3	60-130/30

CAS No.	Surrogate Recoveries	BSP	BSD	Limits
1868-53-7	Dibromofluoromethane	101%	96%	60-130%

# Blank Spike/Blank Spike Duplicate Summary

**Job Number:** C17723  
**Account:** IRISECAO Iris Environmental  
**Project:** Romic Soil Investigation(Romic EPA) - 2081 Bay Road,East Palo Alto,CA

Sample	File ID	DF	Analyzed	By	Prep Date	Prep Batch	Analytical Batch
VM866-BS	M27302.D	1	09/07/11	XB	n/a	n/a	VM866
VM866-BSD	M27303.D	1	09/07/11	XB	n/a	n/a	VM866

**The QC reported here applies to the following samples:** **Method:** SW846 8260B

C17723-1, C17723-3, C17723-6, C17723-8, C17723-9, C17723-11, C17723-12, C17723-13

CAS No.	Surrogate Recoveries	BSP	BSD	Limits
2037-26-5	Toluene-D8	93%	92%	60-130%
460-00-4	4-Bromofluorobenzene	98%	97%	60-130%

(a) Outside laboratory control limits.

4.3.2  
4

# Blank Spike/Blank Spike Duplicate Summary

**Job Number:** C17723

**Account:** IRISECAO Iris Environmental

**Project:** Romic Soil Investigation(Romic EPA) - 2081 Bay Road,East Palo Alto,CA

Sample	File ID	DF	Analyzed	By	Prep Date	Prep Batch	Analytical Batch
VM869-BS	M27360.D	1	09/08/11	XB	n/a	n/a	VM869
VM869-BSD	M27361.D	1	09/08/11	XB	n/a	n/a	VM869

The QC reported here applies to the following samples:

Method: SW846 8260B

C17723-5, C17723-7, C17723-10, C17723-14, C17723-15, C17723-16, C17723-17, C17723-18, C17723-19, C17723-20

CAS No.	Compound	Spike ug/kg	BSP ug/kg	BSP %	BSD ug/kg	BSD %	RPD	Limits Rec/RPD
67-64-1	Acetone	160	144	90	146	91	1	60-130/30
71-43-2	Benzene	40	41.7	104	43.2	108	4	60-130/30
108-86-1	Bromobenzene	40	42.3	106	42.5	106	0	60-130/30
74-97-5	Bromochloromethane	40	40.8	102	42.4	106	4	60-130/30
75-27-4	Bromodichloromethane	40	38.3	96	39.4	99	3	60-130/30
75-25-2	Bromoform	40	38.4	96	40.1	100	4	60-130/30
104-51-8	n-Butylbenzene	40	41.3	103	40.9	102	1	60-130/30
135-98-8	sec-Butylbenzene	40	43.9	110	41.6	104	5	60-130/30
98-06-6	tert-Butylbenzene	40	41.7	104	41.3	103	1	60-130/30
108-90-7	Chlorobenzene	40	41.9	105	42.0	105	0	60-130/30
75-00-3	Chloroethane	40	43.9	110	42.8	107	3	60-130/30
67-66-3	Chloroform	40	39.0	98	40.5	101	4	60-130/30
95-49-8	o-Chlorotoluene	40	41.3	103	41.1	103	0	60-130/30
106-43-4	p-Chlorotoluene	40	41.9	105	41.0	103	2	60-130/30
56-23-5	Carbon tetrachloride	40	38.6	97	37.7	94	2	60-130/30
75-34-3	1,1-Dichloroethane	40	40.1	100	41.2	103	3	60-130/30
75-35-4	1,1-Dichloroethylene	40	43.0	108	41.1	103	5	60-130/30
563-58-6	1,1-Dichloropropene	40	40.0	100	41.6	104	4	60-130/30
96-12-8	1,2-Dibromo-3-chloropropane	40	34.3	86	35.0	88	2	60-130/30
106-93-4	1,2-Dibromoethane	40	39.0	98	38.4	96	2	60-130/30
107-06-2	1,2-Dichloroethane	40	35.5	89	38.0	95	7	60-130/30
78-87-5	1,2-Dichloropropane	40	41.2	103	43.5	109	5	60-130/30
142-28-9	1,3-Dichloropropane	40	38.6	97	39.2	98	2	60-130/30
108-20-3	Di-Isopropyl ether	40	42.7	107	44.3	111	4	60-130/30
594-20-7	2,2-Dichloropropane	40	38.5	96	38.3	96	1	60-130/30
124-48-1	Dibromochloromethane	40	38.8	97	39.0	98	1	60-130/30
75-71-8	Dichlorodifluoromethane	40	42.6	107	41.2	103	3	60-130/30
156-59-2	cis-1,2-Dichloroethylene	40	42.7	107	42.8	107	0	60-130/30
10061-01-5	cis-1,3-Dichloropropene	40	40.5	101	40.8	102	1	60-130/30
541-73-1	m-Dichlorobenzene	40	42.1	105	42.0	105	0	60-130/30
95-50-1	o-Dichlorobenzene	40	41.5	104	41.9	105	1	60-130/30
106-46-7	p-Dichlorobenzene	40	42.5	106	42.0	105	1	60-130/30
156-60-5	trans-1,2-Dichloroethylene	40	42.8	107	43.2	108	1	60-130/30
10061-02-6	trans-1,3-Dichloropropene	40	38.2	96	39.3	98	3	60-130/30
100-41-4	Ethylbenzene	40	40.8	102	40.3	101	1	60-130/30
637-92-3	Ethyl tert-Butyl Ether	40	38.9	97	40.1	100	3	60-130/30

# Blank Spike/Blank Spike Duplicate Summary

**Job Number:** C17723

**Account:** IRISECAO Iris Environmental

**Project:** Romic Soil Investigation(Romic EPA) - 2081 Bay Road,East Palo Alto,CA

Sample	File ID	DF	Analyzed	By	Prep Date	Prep Batch	Analytical Batch
VM869-BS	M27360.D	1	09/08/11	XB	n/a	n/a	VM869
VM869-BSD	M27361.D	1	09/08/11	XB	n/a	n/a	VM869

The QC reported here applies to the following samples:

Method: SW846 8260B

C17723-5, C17723-7, C17723-10, C17723-14, C17723-15, C17723-16, C17723-17, C17723-18, C17723-19, C17723-20

CAS No.	Compound	Spike ug/kg	BSP ug/kg	BSP %	BSD ug/kg	BSD %	RPD	Limits Rec/RPD
591-78-6	2-Hexanone	160	146	91	146	91	0	60-130/30
87-68-3	Hexachlorobutadiene	40	42.8	107	41.3	103	4	60-130/30
98-82-8	Isopropylbenzene	40	40.7	102	42.7	107	5	60-130/30
99-87-6	p-Isopropyltoluene	40	42.1	105	41.3	103	2	60-130/30
108-10-1	4-Methyl-2-pentanone	160	145	91	154	96	6	60-130/30
74-83-9	Methyl bromide	40	43.8	110	43.1	108	2	60-130/30
74-87-3	Methyl chloride	40	45.1	113	43.4	109	4	60-130/30
74-95-3	Methylene bromide	40	38.8	97	40.5	101	4	60-130/30
75-09-2	Methylene chloride	40	40.6	102	41.4	104	2	60-130/30
78-93-3	Methyl ethyl ketone	160	151	94	160	100	6	60-130/30
1634-04-4	Methyl Tert Butyl Ether	40	38.8	97	39.6	99	2	60-130/30
91-20-3	Naphthalene	40	39.1	98	40.2	101	3	60-130/30
103-65-1	n-Propylbenzene	40	42.1	105	42.1	105	0	60-130/30
100-42-5	Styrene	40	41.8	105	41.0	103	2	60-130/30
994-05-8	Tert-Amyl Methyl Ether	40	39.3	98	41.8	105	6	60-130/30
75-65-0	Tert Butyl Alcohol	200	179	90	171	86	5	60-130/30
630-20-6	1,1,1,2-Tetrachloroethane	40	39.9	100	40.0	100	0	60-130/30
71-55-6	1,1,1-Trichloroethane	40	37.2	93	38.5	96	3	60-130/30
79-34-5	1,1,2,2-Tetrachloroethane	40	39.2	98	40.0	100	2	60-130/30
79-00-5	1,1,2-Trichloroethane	40	40.1	100	39.6	99	1	60-130/30
87-61-6	1,2,3-Trichlorobenzene	40	40.5	101	41.4	104	2	60-130/30
96-18-4	1,2,3-Trichloropropane	40	37.5	94	37.4	94	0	60-130/30
120-82-1	1,2,4-Trichlorobenzene	40	41.6	104	42.3	106	2	60-130/30
95-63-6	1,2,4-Trimethylbenzene	40	41.7	104	41.9	105	0	60-130/30
108-67-8	1,3,5-Trimethylbenzene	40	41.9	105	41.8	105	0	60-130/30
127-18-4	Tetrachloroethylene	40	44.3	111	42.2	106	5	60-130/30
108-88-3	Toluene	40	41.8	105	41.7	104	0	60-130/30
79-01-6	Trichloroethylene	40	42.6	107	42.5	106	0	60-130/30
75-69-4	Trichlorofluoromethane	40	37.4	94	36.5	91	2	60-130/30
75-01-4	Vinyl chloride	40	46.0	115	44.4	111	4	60-130/30
1330-20-7	Xylene (total)	120	124	103	122	102	2	60-130/30

CAS No.	Surrogate Recoveries	BSP	BSD	Limits
1868-53-7	Dibromofluoromethane	99%	95%	60-130%

# Blank Spike/Blank Spike Duplicate Summary

**Job Number:** C17723  
**Account:** IRISECAO Iris Environmental  
**Project:** Romic Soil Investigation(Romic EPA) - 2081 Bay Road,East Palo Alto,CA

Sample	File ID	DF	Analyzed	By	Prep Date	Prep Batch	Analytical Batch
VM869-BS	M27360.D	1	09/08/11	XB	n/a	n/a	VM869
VM869-BSD	M27361.D	1	09/08/11	XB	n/a	n/a	VM869

**The QC reported here applies to the following samples:** **Method:** SW846 8260B

C17723-5, C17723-7, C17723-10, C17723-14, C17723-15, C17723-16, C17723-17, C17723-18, C17723-19, C17723-20

CAS No.	Surrogate Recoveries	BSP	BSD	Limits
2037-26-5	Toluene-D8	98%	99%	60-130%
460-00-4	4-Bromofluorobenzene	97%	94%	60-130%

4.3.3  
4



# Blank Spike/Blank Spike Duplicate Summary

**Job Number:** C17723

**Account:** IRISECAO Iris Environmental

**Project:** Romic Soil Investigation(Romic EPA) - 2081 Bay Road,East Palo Alto,CA

Sample	File ID	DF	Analyzed	By	Prep Date	Prep Batch	Analytical Batch
VM870-BS	M27388.D	1	09/09/11	XB	n/a	n/a	VM870
VM870-BSD	M27389.D	1	09/09/11	XB	n/a	n/a	VM870

The QC reported here applies to the following samples:

Method: SW846 8260B

C17723-21, C17723-22, C17723-23, C17723-24, C17723-25, C17723-26

CAS No.	Compound	Spike ug/kg	BSP ug/kg	BSP %	BSD ug/kg	BSD %	RPD	Limits Rec/RPD
67-64-1	Acetone	160	136	85	140	88	3	60-130/30
71-43-2	Benzene	40	41.3	103	40.1	100	3	60-130/30
108-86-1	Bromobenzene	40	43.0	108	42.7	107	1	60-130/30
74-97-5	Bromochloromethane	40	42.1	105	42.0	105	0	60-130/30
75-27-4	Bromodichloromethane	40	41.3	103	40.6	102	2	60-130/30
75-25-2	Bromoform	40	41.5	104	41.2	103	1	60-130/30
104-51-8	n-Butylbenzene	40	42.0	105	40.3	101	4	60-130/30
135-98-8	sec-Butylbenzene	40	42.4	106	41.0	103	3	60-130/30
98-06-6	tert-Butylbenzene	40	43.3	108	42.0	105	3	60-130/30
108-90-7	Chlorobenzene	40	43.6	109	41.7	104	4	60-130/30
75-00-3	Chloroethane	40	39.1	98	39.4	99	1	60-130/30
67-66-3	Chloroform	40	40.8	102	40.2	101	1	60-130/30
95-49-8	o-Chlorotoluene	40	42.6	107	42.1	105	1	60-130/30
106-43-4	p-Chlorotoluene	40	40.8	102	39.5	99	3	60-130/30
56-23-5	Carbon tetrachloride	40	43.6	109	40.2	101	8	60-130/30
75-34-3	1,1-Dichloroethane	40	39.0	98	38.3	96	2	60-130/30
75-35-4	1,1-Dichloroethylene	40	41.7	104	41.9	105	0	60-130/30
563-58-6	1,1-Dichloropropene	40	41.1	103	39.5	99	4	60-130/30
96-12-8	1,2-Dibromo-3-chloropropane	40	37.6	94	37.8	95	1	60-130/30
106-93-4	1,2-Dibromoethane	40	39.8	100	39.5	99	1	60-130/30
107-06-2	1,2-Dichloroethane	40	40.6	102	39.2	98	4	60-130/30
78-87-5	1,2-Dichloropropane	40	38.9	97	38.7	97	1	60-130/30
142-28-9	1,3-Dichloropropane	40	39.3	98	38.6	97	2	60-130/30
108-20-3	Di-Isopropyl ether	40	41.7	104	41.7	104	0	60-130/30
594-20-7	2,2-Dichloropropane	40	41.7	104	40.0	100	4	60-130/30
124-48-1	Dibromochloromethane	40	42.4	106	41.1	103	3	60-130/30
75-71-8	Dichlorodifluoromethane	40	40.8	102	39.9	100	2	60-130/30
156-59-2	cis-1,2-Dichloroethylene	40	41.8	105	41.7	104	0	60-130/30
10061-01-5	cis-1,3-Dichloropropene	40	40.8	102	40.7	102	0	60-130/30
541-73-1	m-Dichlorobenzene	40	43.1	108	42.4	106	2	60-130/30
95-50-1	o-Dichlorobenzene	40	42.4	106	42.2	106	0	60-130/30
106-46-7	p-Dichlorobenzene	40	43.1	108	42.1	105	2	60-130/30
156-60-5	trans-1,2-Dichloroethylene	40	42.7	107	41.9	105	2	60-130/30
10061-02-6	trans-1,3-Dichloropropene	40	40.7	102	39.0	98	4	60-130/30
100-41-4	Ethylbenzene	40	42.8	107	40.7	102	5	60-130/30
637-92-3	Ethyl tert-Butyl Ether	40	38.9	97	39.4	99	1	60-130/30

4.3.4  
4

# Blank Spike/Blank Spike Duplicate Summary

**Job Number:** C17723

**Account:** IRISECAO Iris Environmental

**Project:** Romic Soil Investigation(Romic EPA) - 2081 Bay Road,East Palo Alto,CA

Sample	File ID	DF	Analyzed	By	Prep Date	Prep Batch	Analytical Batch
VM870-BS	M27388.D	1	09/09/11	XB	n/a	n/a	VM870
VM870-BSD	M27389.D	1	09/09/11	XB	n/a	n/a	VM870

The QC reported here applies to the following samples:

Method: SW846 8260B

C17723-21, C17723-22, C17723-23, C17723-24, C17723-25, C17723-26

CAS No.	Compound	Spike ug/kg	BSP ug/kg	BSP %	BSD ug/kg	BSD %	RPD	Limits Rec/RPD
591-78-6	2-Hexanone	160	136	85	137	86	1	60-130/30
87-68-3	Hexachlorobutadiene	40	44.0	110	42.5	106	3	60-130/30
98-82-8	Isopropylbenzene	40	43.1	108	40.8	102	5	60-130/30
99-87-6	p-Isopropyltoluene	40	43.2	108	41.9	105	3	60-130/30
108-10-1	4-Methyl-2-pentanone	160	134	84	138	86	3	60-130/30
74-83-9	Methyl bromide	40	41.4	104	41.9	105	1	60-130/30
74-87-3	Methyl chloride	40	38.6	97	37.5	94	3	60-130/30
74-95-3	Methylene bromide	40	41.6	104	40.9	102	2	60-130/30
75-09-2	Methylene chloride	40	38.3	96	39.3	98	3	60-130/30
78-93-3	Methyl ethyl ketone	160	143	89	149	93	4	60-130/30
1634-04-4	Methyl Tert Butyl Ether	40	39.3	98	39.8	100	1	60-130/30
91-20-3	Naphthalene	40	40.0	100	40.6	102	1	60-130/30
103-65-1	n-Propylbenzene	40	42.6	107	41.0	103	4	60-130/30
100-42-5	Styrene	40	43.7	109	41.5	104	5	60-130/30
994-05-8	Tert-Amyl Methyl Ether	40	39.5	99	40.1	100	2	60-130/30
75-65-0	Tert Butyl Alcohol	200	188	94	182	91	3	60-130/30
630-20-6	1,1,1,2-Tetrachloroethane	40	43.6	109	41.3	103	5	60-130/30
71-55-6	1,1,1-Trichloroethane	40	41.0	103	39.6	99	3	60-130/30
79-34-5	1,1,2,2-Tetrachloroethane	40	38.7	97	39.4	99	2	60-130/30
79-00-5	1,1,2-Trichloroethane	40	39.9	100	39.1	98	2	60-130/30
87-61-6	1,2,3-Trichlorobenzene	40	43.1	108	41.9	105	3	60-130/30
96-18-4	1,2,3-Trichloropropane	40	38.3	96	38.1	95	1	60-130/30
120-82-1	1,2,4-Trichlorobenzene	40	43.4	109	42.6	107	2	60-130/30
95-63-6	1,2,4-Trimethylbenzene	40	42.6	107	41.9	105	2	60-130/30
108-67-8	1,3,5-Trimethylbenzene	40	43.1	108	41.5	104	4	60-130/30
127-18-4	Tetrachloroethylene	40	44.7	112	42.2	106	6	60-130/30
108-88-3	Toluene	40	42.6	107	40.8	102	4	60-130/30
79-01-6	Trichloroethylene	40	43.4	109	42.9	107	1	60-130/30
75-69-4	Trichlorofluoromethane	40	41.0	103	40.4	101	1	60-130/30
75-01-4	Vinyl chloride	40	40.1	100	40.7	102	1	60-130/30
1330-20-7	Xylene (total)	120	128	107	123	103	4	60-130/30

CAS No.	Surrogate Recoveries	BSP	BSD	Limits
1868-53-7	Dibromofluoromethane	95%	98%	60-130%

4.3.4  
4

# Blank Spike/Blank Spike Duplicate Summary

**Job Number:** C17723  
**Account:** IRISECAO Iris Environmental  
**Project:** Romic Soil Investigation(Romic EPA) - 2081 Bay Road,East Palo Alto,CA

Sample	File ID	DF	Analyzed	By	Prep Date	Prep Batch	Analytical Batch
VM870-BS	M27388.D	1	09/09/11	XB	n/a	n/a	VM870
VM870-BSD	M27389.D	1	09/09/11	XB	n/a	n/a	VM870

The QC reported here applies to the following samples:

Method: SW846 8260B

C17723-21, C17723-22, C17723-23, C17723-24, C17723-25, C17723-26

CAS No.	Surrogate Recoveries	BSP	BSD	Limits
2037-26-5	Toluene-D8	99%	97%	60-130%
460-00-4	4-Bromofluorobenzene	96%	93%	60-130%

4.3.4  
4

# Blank Spike/Blank Spike Duplicate Summary

**Job Number:** C17723

**Account:** IRISECAO Iris Environmental

**Project:** Romic Soil Investigation(Romic EPA) - 2081 Bay Road,East Palo Alto,CA

Sample	File ID	DF	Analyzed	By	Prep Date	Prep Batch	Analytical Batch
VM871-BS	M27437.D	1	09/10/11	XB	n/a	n/a	VM871
VM871-BSD	M27438.D	1	09/10/11	XB	n/a	n/a	VM871

The QC reported here applies to the following samples:

Method: SW846 8260B

C17723-27, C17723-28, C17723-29, C17723-31, C17723-32

CAS No.	Compound	Spike ug/kg	BSP ug/kg	BSP %	BSD ug/kg	BSD %	RPD	Limits Rec/RPD
67-64-1	Acetone	160	155	97	131	82	17	60-130/30
71-43-2	Benzene	40	41.0	103	41.4	104	1	60-130/30
108-86-1	Bromobenzene	40	42.3	106	42.8	107	1	60-130/30
74-97-5	Bromochloromethane	40	42.1	105	41.1	103	2	60-130/30
75-27-4	Bromodichloromethane	40	37.9	95	38.8	97	2	60-130/30
75-25-2	Bromoform	40	41.2	103	39.6	99	4	60-130/30
104-51-8	n-Butylbenzene	40	40.3	101	40.8	102	1	60-130/30
135-98-8	sec-Butylbenzene	40	41.9	105	42.0	105	0	60-130/30
98-06-6	tert-Butylbenzene	40	41.3	103	41.8	105	1	60-130/30
108-90-7	Chlorobenzene	40	42.0	105	43.0	108	2	60-130/30
75-00-3	Chloroethane	40	42.3	106	41.3	103	2	60-130/30
67-66-3	Chloroform	40	38.6	97	37.4	94	3	60-130/30
95-49-8	o-Chlorotoluene	40	40.9	102	40.3	101	1	60-130/30
106-43-4	p-Chlorotoluene	40	39.7	99	41.3	103	4	60-130/30
56-23-5	Carbon tetrachloride	40	39.0	98	39.4	99	1	60-130/30
75-34-3	1,1-Dichloroethane	40	38.9	97	37.4	94	4	60-130/30
75-35-4	1,1-Dichloroethylene	40	42.5	106	41.0	103	4	60-130/30
563-58-6	1,1-Dichloropropene	40	39.3	98	39.7	99	1	60-130/30
96-12-8	1,2-Dibromo-3-chloropropane	40	36.8	92	34.7	87	6	60-130/30
106-93-4	1,2-Dibromoethane	40	39.7	99	38.8	97	2	60-130/30
107-06-2	1,2-Dichloroethane	40	35.7	89	35.8	90	0	60-130/30
78-87-5	1,2-Dichloropropane	40	39.4	99	39.9	100	1	60-130/30
142-28-9	1,3-Dichloropropane	40	38.4	96	37.9	95	1	60-130/30
108-20-3	Di-Isopropyl ether	40	43.2	108	40.8	102	6	60-130/30
594-20-7	2,2-Dichloropropane	40	38.3	96	37.4	94	2	60-130/30
124-48-1	Dibromochloromethane	40	39.5	99	40.0	100	1	60-130/30
75-71-8	Dichlorodifluoromethane	40	37.5	94	37.2	93	1	60-130/30
156-59-2	cis-1,2-Dichloroethylene	40	42.2	106	41.5	104	2	60-130/30
10061-01-5	cis-1,3-Dichloropropene	40	39.5	99	39.8	100	1	60-130/30
541-73-1	m-Dichlorobenzene	40	42.3	106	42.4	106	0	60-130/30
95-50-1	o-Dichlorobenzene	40	42.0	105	41.8	105	0	60-130/30
106-46-7	p-Dichlorobenzene	40	42.3	106	42.8	107	1	60-130/30
156-60-5	trans-1,2-Dichloroethylene	40	42.8	107	41.7	104	3	60-130/30
10061-02-6	trans-1,3-Dichloropropene	40	38.4	96	38.5	96	0	60-130/30
100-41-4	Ethylbenzene	40	41.0	103	41.5	104	1	60-130/30
637-92-3	Ethyl tert-Butyl Ether	40	38.2	96	37.0	93	3	60-130/30

# Blank Spike/Blank Spike Duplicate Summary

**Job Number:** C17723

**Account:** IRISECAO Iris Environmental

**Project:** Romc Soil Investigation(Romc EPA) - 2081 Bay Road,East Palo Alto,CA

Sample	File ID	DF	Analyzed	By	Prep Date	Prep Batch	Analytical Batch
VM871-BS	M27437.D	1	09/10/11	XB	n/a	n/a	VM871
VM871-BSD	M27438.D	1	09/10/11	XB	n/a	n/a	VM871

The QC reported here applies to the following samples:

Method: SW846 8260B

C17723-27, C17723-28, C17723-29, C17723-31, C17723-32

CAS No.	Compound	Spike ug/kg	BSP ug/kg	BSP %	BSD ug/kg	BSD %	RPD	Limits Rec/RPD
591-78-6	2-Hexanone	160	144	90	132	83	9	60-130/30
87-68-3	Hexachlorobutadiene	40	41.8	105	41.7	104	0	60-130/30
98-82-8	Isopropylbenzene	40	41.1	103	42.1	105	2	60-130/30
99-87-6	p-Isopropyltoluene	40	42.0	105	42.1	105	0	60-130/30
108-10-1	4-Methyl-2-pentanone	160	142	89	133	83	7	60-130/30
74-83-9	Methyl bromide	40	42.9	107	42.2	106	2	60-130/30
74-87-3	Methyl chloride	40	37.0	93	38.0	95	3	60-130/30
74-95-3	Methylene bromide	40	38.2	96	39.4	99	3	60-130/30
75-09-2	Methylene chloride	40	38.8	97	37.5	94	3	60-130/30
78-93-3	Methyl ethyl ketone	160	161	101	142	89	13	60-130/30
1634-04-4	Methyl Tert Butyl Ether	40	38.6	97	36.7	92	5	60-130/30
91-20-3	Naphthalene	40	40.8	102	38.9	97	5	60-130/30
103-65-1	n-Propylbenzene	40	41.2	103	42.1	105	2	60-130/30
100-42-5	Styrene	40	42.7	107	43.1	108	1	60-130/30
994-05-8	Tert-Amyl Methyl Ether	40	39.1	98	37.6	94	4	60-130/30
75-65-0	Tert Butyl Alcohol	200	194	97	169	85	14	60-130/30
630-20-6	1,1,1,2-Tetrachloroethane	40	40.5	101	41.6	104	3	60-130/30
71-55-6	1,1,1-Trichloroethane	40	38.1	95	37.0	93	3	60-130/30
79-34-5	1,1,2,2-Tetrachloroethane	40	40.1	100	38.3	96	5	60-130/30
79-00-5	1,1,2-Trichloroethane	40	39.4	99	39.1	98	1	60-130/30
87-61-6	1,2,3-Trichlorobenzene	40	40.9	102	41.4	104	1	60-130/30
96-18-4	1,2,3-Trichloropropane	40	37.9	95	36.3	91	4	60-130/30
120-82-1	1,2,4-Trichlorobenzene	40	41.9	105	42.3	106	1	60-130/30
95-63-6	1,2,4-Trimethylbenzene	40	41.2	103	41.4	104	0	60-130/30
108-67-8	1,3,5-Trimethylbenzene	40	42.0	105	42.1	105	0	60-130/30
127-18-4	Tetrachloroethylene	40	43.4	109	42.6	107	2	60-130/30
108-88-3	Toluene	40	41.6	104	42.2	106	1	60-130/30
79-01-6	Trichloroethylene	40	42.6	107	43.8	110	3	60-130/30
75-69-4	Trichlorofluoromethane	40	38.4	96	38.4	96	0	60-130/30
75-01-4	Vinyl chloride	40	42.9	107	42.2	106	2	60-130/30
1330-20-7	Xylene (total)	120	123	103	128	107	4	60-130/30

CAS No.	Surrogate Recoveries	BSP	BSD	Limits
1868-53-7	Dibromofluoromethane	92%	93%	60-130%

# Blank Spike/Blank Spike Duplicate Summary

**Job Number:** C17723  
**Account:** IRISECAO Iris Environmental  
**Project:** Romic Soil Investigation(Romic EPA) - 2081 Bay Road,East Palo Alto,CA

Sample	File ID	DF	Analyzed	By	Prep Date	Prep Batch	Analytical Batch
VM871-BS	M27437.D	1	09/10/11	XB	n/a	n/a	VM871
VM871-BSD	M27438.D	1	09/10/11	XB	n/a	n/a	VM871

The QC reported here applies to the following samples:

Method: SW846 8260B

C17723-27, C17723-28, C17723-29, C17723-31, C17723-32

CAS No.	Surrogate Recoveries	BSP	BSD	Limits
2037-26-5	Toluene-D8	98%	100%	60-130%
460-00-4	4-Bromofluorobenzene	91%	94%	60-130%

4.3.5  
4

# Blank Spike/Blank Spike Duplicate Summary

**Job Number:** C17723

**Account:** IRISECAO Iris Environmental

**Project:** Romic Soil Investigation(Romic EPA) - 2081 Bay Road,East Palo Alto,CA

Sample	File ID	DF	Analyzed	By	Prep Date	Prep Batch	Analytical Batch
VM872-BS	M27468.D	1	09/11/11	XB	n/a	n/a	VM872
VM872-BSD	M27469.D	1	09/11/11	XB	n/a	n/a	VM872

The QC reported here applies to the following samples:

Method: SW846 8260B

C17723-30

CAS No.	Compound	Spike ug/kg	BSP ug/kg	BSP %	BSD ug/kg	BSD %	RPD	Limits Rec/RPD
67-64-1	Acetone	160	141	88	138	86	2	60-130/30
71-43-2	Benzene	40	42.8	107	42.4	106	1	60-130/30
108-86-1	Bromobenzene	40	42.7	107	43.4	109	2	60-130/30
74-97-5	Bromochloromethane	40	43.6	109	42.7	107	2	60-130/30
75-27-4	Bromodichloromethane	40	40.7	102	40.5	101	0	60-130/30
75-25-2	Bromoform	40	41.6	104	41.9	105	1	60-130/30
104-51-8	n-Butylbenzene	40	40.9	102	42.3	106	3	60-130/30
135-98-8	sec-Butylbenzene	40	41.9	105	43.0	108	3	60-130/30
98-06-6	tert-Butylbenzene	40	42.4	106	43.0	108	1	60-130/30
108-90-7	Chlorobenzene	40	43.4	109	43.7	109	1	60-130/30
75-00-3	Chloroethane	40	43.0	108	40.5	101	6	60-130/30
67-66-3	Chloroform	40	40.5	101	39.7	99	2	60-130/30
95-49-8	o-Chlorotoluene	40	41.1	103	41.7	104	1	60-130/30
106-43-4	p-Chlorotoluene	40	39.7	99	42.2	106	6	60-130/30
56-23-5	Carbon tetrachloride	40	41.7	104	42.2	106	1	60-130/30
75-34-3	1,1-Dichloroethane	40	40.4	101	39.3	98	3	60-130/30
75-35-4	1,1-Dichloroethylene	40	43.2	108	42.4	106	2	60-130/30
563-58-6	1,1-Dichloropropene	40	41.5	104	41.6	104	0	60-130/30
96-12-8	1,2-Dibromo-3-chloropropane	40	34.6	87	37.9	95	9	60-130/30
106-93-4	1,2-Dibromoethane	40	40.1	100	40.3	101	0	60-130/30
107-06-2	1,2-Dichloroethane	40	38.3	96	38.4	96	0	60-130/30
78-87-5	1,2-Dichloropropane	40	41.0	103	40.4	101	1	60-130/30
142-28-9	1,3-Dichloropropane	40	39.8	100	39.3	98	1	60-130/30
108-20-3	Di-Isopropyl ether	40	43.3	108	42.7	107	1	60-130/30
594-20-7	2,2-Dichloropropane	40	40.4	101	40.5	101	0	60-130/30
124-48-1	Dibromochloromethane	40	41.5	104	41.5	104	0	60-130/30
75-71-8	Dichlorodifluoromethane	40	40.6	102	35.9	90	12	60-130/30
156-59-2	cis-1,2-Dichloroethylene	40	43.1	108	43.0	108	0	60-130/30
10061-01-5	cis-1,3-Dichloropropene	40	41.8	105	41.6	104	0	60-130/30
541-73-1	m-Dichlorobenzene	40	42.2	106	43.3	108	3	60-130/30
95-50-1	o-Dichlorobenzene	40	42.0	105	43.1	108	3	60-130/30
106-46-7	p-Dichlorobenzene	40	42.3	106	43.2	108	2	60-130/30
156-60-5	trans-1,2-Dichloroethylene	40	43.4	109	42.3	106	3	60-130/30
10061-02-6	trans-1,3-Dichloropropene	40	40.1	100	40.0	100	0	60-130/30
100-41-4	Ethylbenzene	40	42.2	106	42.4	106	0	60-130/30
637-92-3	Ethyl tert-Butyl Ether	40	40.0	100	38.8	97	3	60-130/30

# Blank Spike/Blank Spike Duplicate Summary

**Job Number:** C17723

**Account:** IRISECAO Iris Environmental

**Project:** Romic Soil Investigation(Romic EPA) - 2081 Bay Road,East Palo Alto,CA

Sample	File ID	DF	Analyzed	By	Prep Date	Prep Batch	Analytical Batch
VM872-BS	M27468.D	1	09/11/11	XB	n/a	n/a	VM872
VM872-BSD	M27469.D	1	09/11/11	XB	n/a	n/a	VM872

The QC reported here applies to the following samples:

Method: SW846 8260B

C17723-30

CAS No.	Compound	Spike ug/kg	BSP ug/kg	BSP %	BSD ug/kg	BSD %	RPD	Limits Rec/RPD
591-78-6	2-Hexanone	160	136	85	140	88	3	60-130/30
87-68-3	Hexachlorobutadiene	40	42.3	106	43.2	108	2	60-130/30
98-82-8	Isopropylbenzene	40	42.3	106	43.1	108	2	60-130/30
99-87-6	p-Isopropyltoluene	40	42.2	106	43.9	110	4	60-130/30
108-10-1	4-Methyl-2-pentanone	160	140	88	143	89	2	60-130/30
74-83-9	Methyl bromide	40	44.5	111	42.6	107	4	60-130/30
74-87-3	Methyl chloride	40	40.6	102	37.6	94	8	60-130/30
74-95-3	Methylene bromide	40	41.1	103	41.2	103	0	60-130/30
75-09-2	Methylene chloride	40	39.4	99	39.4	99	0	60-130/30
78-93-3	Methyl ethyl ketone	160	153	96	151	94	1	60-130/30
1634-04-4	Methyl Tert Butyl Ether	40	39.9	100	39.5	99	1	60-130/30
91-20-3	Naphthalene	40	39.5	99	41.6	104	5	60-130/30
103-65-1	n-Propylbenzene	40	41.7	104	42.8	107	3	60-130/30
100-42-5	Styrene	40	43.3	108	43.5	109	0	60-130/30
994-05-8	Tert-Amyl Methyl Ether	40	40.9	102	39.9	100	2	60-130/30
75-65-0	Tert Butyl Alcohol	200	189	95	168	84	12	60-130/30
630-20-6	1,1,1,2-Tetrachloroethane	40	42.3	106	42.8	107	1	60-130/30
71-55-6	1,1,1-Trichloroethane	40	40.7	102	40.1	100	1	60-130/30
79-34-5	1,1,2,2-Tetrachloroethane	40	37.4	94	39.6	99	6	60-130/30
79-00-5	1,1,2-Trichloroethane	40	39.7	99	40.5	101	2	60-130/30
87-61-6	1,2,3-Trichlorobenzene	40	41.4	104	43.0	108	4	60-130/30
96-18-4	1,2,3-Trichloropropane	40	38.3	96	39.2	98	2	60-130/30
120-82-1	1,2,4-Trichlorobenzene	40	41.5	104	43.6	109	5	60-130/30
95-63-6	1,2,4-Trimethylbenzene	40	42.0	105	42.9	107	2	60-130/30
108-67-8	1,3,5-Trimethylbenzene	40	42.2	106	43.5	109	3	60-130/30
127-18-4	Tetrachloroethylene	40	45.4	114	45.5	114	0	60-130/30
108-88-3	Toluene	40	43.1	108	42.9	107	0	60-130/30
79-01-6	Trichloroethylene	40	44.9	112	44.1	110	2	60-130/30
75-69-4	Trichlorofluoromethane	40	40.9	102	38.8	97	5	60-130/30
75-01-4	Vinyl chloride	40	43.7	109	40.9	102	7	60-130/30
1330-20-7	Xylene (total)	120	127	106	129	108	2	60-130/30

CAS No.	Surrogate Recoveries	BSP	BSD	Limits
1868-53-7	Dibromofluoromethane	93%	94%	60-130%



# Blank Spike/Blank Spike Duplicate Summary

**Job Number:** C17723  
**Account:** IRISECAO Iris Environmental  
**Project:** Romic Soil Investigation(Romic EPA) - 2081 Bay Road,East Palo Alto,CA

Sample	File ID	DF	Analyzed	By	Prep Date	Prep Batch	Analytical Batch
VM872-BS	M27468.D	1	09/11/11	XB	n/a	n/a	VM872
VM872-BSD	M27469.D	1	09/11/11	XB	n/a	n/a	VM872

The QC reported here applies to the following samples:

Method: SW846 8260B

C17723-30

CAS No.	Surrogate Recoveries	BSP	BSD	Limits
2037-26-5	Toluene-D8	97%	97%	60-130%
460-00-4	4-Bromofluorobenzene	93%	95%	60-130%

4.3.6  
4

# Laboratory Control Sample Summary

**Job Number:** C17723  
**Account:** IRISECAO Iris Environmental  
**Project:** Romic Soil Investigation(Romic EPA) - 2081 Bay Road,East Palo Alto,CA

Sample	File ID	DF	Analyzed	By	Prep Date	Prep Batch	Analytical Batch
VM869-LCS	M27362.D	1	09/08/11	XB	n/a	n/a	VM869

The QC reported here applies to the following samples: **Method:** SW846 8260B

C17723-5, C17723-7, C17723-10, C17723-14, C17723-15, C17723-16, C17723-17, C17723-18, C17723-19, C17723-20

CAS No.	Compound	Spike ug/kg	LCS ug/kg	LCS %	Limits
---------	----------	----------------	--------------	----------	--------

CAS No.	Surrogate Recoveries	BSP	Limits
1868-53-7	Dibromofluoromethane	89%	60-130%
2037-26-5	Toluene-D8	105%	60-130%
460-00-4	4-Bromofluorobenzene	96%	60-130%

4.4.1  
4

# Laboratory Control Sample Summary

**Job Number:** C17723  
**Account:** IRISECAO Iris Environmental  
**Project:** Romic Soil Investigation(Romic EPA) - 2081 Bay Road,East Palo Alto,CA

Sample	File ID	DF	Analyzed	By	Prep Date	Prep Batch	Analytical Batch
VM870-LCS	M27390.D	1	09/09/11	XB	n/a	n/a	VM870

**The QC reported here applies to the following samples:** **Method:** SW846 8260B

C17723-21, C17723-22, C17723-23, C17723-24, C17723-25, C17723-26

CAS No.	Compound	Spike ug/kg	LCS ug/kg	LCS %	Limits
---------	----------	----------------	--------------	----------	--------

CAS No.	Surrogate Recoveries	BSP	Limits
1868-53-7	Dibromofluoromethane	93%	60-130%
2037-26-5	Toluene-D8	104%	60-130%
460-00-4	4-Bromofluorobenzene	96%	60-130%

4.4.2  
4

# Laboratory Control Sample Summary

**Job Number:** C17723  
**Account:** IRISECAO Iris Environmental  
**Project:** Romic Soil Investigation(Romic EPA) - 2081 Bay Road,East Palo Alto,CA

Sample	File ID	DF	Analyzed	By	Prep Date	Prep Batch	Analytical Batch
VM872-LCS	M27470.D	1	09/11/11	XB	n/a	n/a	VM872

The QC reported here applies to the following samples:

Method: SW846 8260B

C17723-30

CAS No.	Compound	Spike ug/kg	LCS ug/kg	LCS %	Limits
---------	----------	----------------	--------------	----------	--------

CAS No.	Surrogate Recoveries	BSP	Limits
1868-53-7	Dibromofluoromethane	90%	60-130%
2037-26-5	Toluene-D8	103%	60-130%
460-00-4	4-Bromofluorobenzene	94%	60-130%

4.4.3  
4

# Matrix Spike/Matrix Spike Duplicate Summary

**Job Number:** C17723

**Account:** IRISECAO Iris Environmental

**Project:** Romic Soil Investigation(Romic EPA) - 2081 Bay Road,East Palo Alto,CA

Sample	File ID	DF	Analyzed	By	Prep Date	Prep Batch	Analytical Batch
C17795-10MS	M27277.D	1	09/06/11	XB	n/a	n/a	VM865
C17795-10MSD	M27278.D	1	09/06/11	XB	n/a	n/a	VM865
C17795-10	M27276.D	1	09/06/11	XB	n/a	n/a	VM865

The QC reported here applies to the following samples:

Method: SW846 8260B

C17723-2, C17723-4

CAS No.	Compound	C17795-10 ug/kg	Spike Q	ug/kg	MS ug/kg	MS %	MSD ug/kg	MSD %	RPD	Limits Rec/RPD
67-64-1	Acetone	ND		160	160	100	142	89	12	60-130/30
71-43-2	Benzene	ND		40	37.7	94	36.4	92	4	60-130/30
108-86-1	Bromobenzene	ND		40	33.2	83	31.3	79	6	60-130/30
74-97-5	Bromochloromethane	ND		40	39.1	98	37.3	94	5	60-130/30
75-27-4	Bromodichloromethane	ND		40	37.2	93	35.1	88	6	60-130/30
75-25-2	Bromoform	ND		40	36.7	92	33.7	85	9	60-130/30
104-51-8	n-Butylbenzene	ND		40	31.2	78	28.6	72	9	60-130/30
135-98-8	sec-Butylbenzene	ND		40	32.8	82	30.7	77	7	60-130/30
98-06-6	tert-Butylbenzene	ND		40	33.6	84	32.6	82	3	60-130/30
108-90-7	Chlorobenzene	ND		40	33.8	85	32.5	82	4	60-130/30
75-00-3	Chloroethane	ND		40	38.6	97	36.7	92	5	60-130/30
67-66-3	Chloroform	ND		40	39.1	98	37.5	95	4	60-130/30
95-49-8	o-Chlorotoluene	ND		40	35.1	88	31.6	80	10	60-130/30
106-43-4	p-Chlorotoluene	ND		40	32.6	82	32.8	83	1	60-130/30
56-23-5	Carbon tetrachloride	ND		40	40.0	100	38.8	98	3	60-130/30
75-34-3	1,1-Dichloroethane	ND		40	38.3	96	36.9	93	4	60-130/30
75-35-4	1,1-Dichloroethylene	ND		40	37.2	93	36.7	92	1	60-130/30
563-58-6	1,1-Dichloropropene	ND		40	39.2	98	37.8	95	4	60-130/30
96-12-8	1,2-Dibromo-3-chloropropane	ND		40	40.1	100	36.3	91	10	60-130/30
106-93-4	1,2-Dibromoethane	ND		40	36.4	91	34.0	86	7	60-130/30
107-06-2	1,2-Dichloroethane	ND		40	39.1	98	36.8	93	6	60-130/30
78-87-5	1,2-Dichloropropane	ND		40	36.5	91	34.5	87	6	60-130/30
142-28-9	1,3-Dichloropropane	ND		40	36.6	92	34.3	86	6	60-130/30
108-20-3	Di-Isopropyl ether	ND		40	36.7	92	36.2	91	1	60-130/30
594-20-7	2,2-Dichloropropane	ND		40	40.9	102	39.2	99	4	60-130/30
124-48-1	Dibromochloromethane	ND		40	35.2	88	32.9	83	7	60-130/30
75-71-8	Dichlorodifluoromethane	ND		40	27.5	69	25.5	64	8	60-130/30
156-59-2	cis-1,2-Dichloroethylene	ND		40	38.2	96	36.4	92	5	60-130/30
10061-01-5	cis-1,3-Dichloropropene	ND		40	38.6	97	35.9	90	7	60-130/30
541-73-1	m-Dichlorobenzene	ND		40	31.0	78	28.9	73	7	60-130/30
95-50-1	o-Dichlorobenzene	ND		40	32.0	80	29.5	74	8	60-130/30
106-46-7	p-Dichlorobenzene	ND		40	31.7	79	29.3	74	8	60-130/30
156-60-5	trans-1,2-Dichloroethylene	ND		40	38.1	95	37.4	94	2	60-130/30
10061-02-6	trans-1,3-Dichloropropene	ND		40	33.5	84	31.4	79	6	60-130/30
100-41-4	Ethylbenzene	ND		40	35.8	90	34.2	86	5	60-130/30
637-92-3	Ethyl tert-Butyl Ether	ND		40	40.8	102	39.0	98	5	60-130/30

4.5.1  
4

# Matrix Spike/Matrix Spike Duplicate Summary

**Job Number:** C17723  
**Account:** IRISECAO Iris Environmental  
**Project:** Romic Soil Investigation(Romic EPA) - 2081 Bay Road,East Palo Alto,CA

Sample	File ID	DF	Analyzed	By	Prep Date	Prep Batch	Analytical Batch
C17795-10MS	M27277.D	1	09/06/11	XB	n/a	n/a	VM865
C17795-10MSD	M27278.D	1	09/06/11	XB	n/a	n/a	VM865
C17795-10	M27276.D	1	09/06/11	XB	n/a	n/a	VM865

The QC reported here applies to the following samples:

Method: SW846 8260B

C17723-2, C17723-4

CAS No.	Compound	C17795-10 ug/kg	Spike Q	ug/kg	MS ug/kg	MS %	MSD ug/kg	MSD %	RPD	Limits Rec/RPD
591-78-6	2-Hexanone	ND	160	167	104	151	95	10	60-130/30	
87-68-3	Hexachlorobutadiene	ND	40	27.3	68	24.4	61	11	60-130/30	
98-82-8	Isopropylbenzene	ND	40	31.1	78	29.3	74	6	60-130/30	
99-87-6	p-Isopropyltoluene	ND	40	30.7	77	28.9	73	6	60-130/30	
108-10-1	4-Methyl-2-pentanone	ND	160	172	108	159	100	8	60-130/30	
74-83-9	Methyl bromide	ND	40	39.6	99	36.5	92	8	60-130/30	
74-87-3	Methyl chloride	ND	40	31.5	79	29.9	75	5	60-130/30	
74-95-3	Methylene bromide	ND	40	36.8	92	34.8	88	6	60-130/30	
75-09-2	Methylene chloride	ND	40	37.7	94	36.0	91	5	60-130/30	
78-93-3	Methyl ethyl ketone	ND	160	175	109	160	101	9	60-130/30	
1634-04-4	Methyl Tert Butyl Ether	ND	40	41.4	104	38.9	98	6	60-130/30	
91-20-3	Naphthalene	ND	40	33.1	83	28.8	73	14	60-130/30	
103-65-1	n-Propylbenzene	ND	40	33.7	84	32.1	81	5	60-130/30	
100-42-5	Styrene	ND	40	33.8	85	32.1	81	5	60-130/30	
994-05-8	Tert-Amyl Methyl Ether	ND	40	39.9	100	37.5	95	6	60-130/30	
75-65-0	Tert Butyl Alcohol	ND	200	240	120	225	113	6	60-130/30	
630-20-6	1,1,1,2-Tetrachloroethane	ND	40	36.0	90	34.0	86	6	60-130/30	
71-55-6	1,1,1-Trichloroethane	ND	40	41.7	104	40.0	101	4	60-130/30	
79-34-5	1,1,2,2-Tetrachloroethane	ND	40	37.6	94	34.5	87	9	60-130/30	
79-00-5	1,1,2-Trichloroethane	ND	40	35.4	89	33.3	84	6	60-130/30	
87-61-6	1,2,3-Trichlorobenzene	ND	40	28.5	71	24.4	61	16	60-130/30	
96-18-4	1,2,3-Trichloropropane	ND	40	37.7	94	34.7	87	8	60-130/30	
120-82-1	1,2,4-Trichlorobenzene	ND	40	26.8	67	23.7	60	12	60-130/30	
95-63-6	1,2,4-Trimethylbenzene	ND	40	33.7	84	31.8	80	6	60-130/30	
108-67-8	1,3,5-Trimethylbenzene	ND	40	35.0	88	33.0	83	6	60-130/30	
127-18-4	Tetrachloroethylene	ND	40	38.1	95	37.1	93	3	60-130/30	
108-88-3	Toluene	ND	40	35.0	88	33.6	85	4	60-130/30	
79-01-6	Trichloroethylene	ND	40	37.9	95	36.6	92	3	60-130/30	
75-69-4	Trichlorofluoromethane	ND	40	39.7	99	37.1	93	7	60-130/30	
75-01-4	Vinyl chloride	ND	40	37.8	95	35.3	89	7	60-130/30	
1330-20-7	Xylene (total)	ND	120	103	86	99.1	83	4	60-130/30	

CAS No.	Surrogate Recoveries	MS	MSD	C17795-10	Limits
1868-53-7	Dibromofluoromethane	102%	101%	100%	60-130%

# Matrix Spike/Matrix Spike Duplicate Summary

**Job Number:** C17723  
**Account:** IRISECAO Iris Environmental  
**Project:** Romic Soil Investigation(Romic EPA) - 2081 Bay Road,East Palo Alto,CA

Sample	File ID	DF	Analyzed	By	Prep Date	Prep Batch	Analytical Batch
C17795-10MS	M27277.D	1	09/06/11	XB	n/a	n/a	VM865
C17795-10MSD	M27278.D	1	09/06/11	XB	n/a	n/a	VM865
C17795-10	M27276.D	1	09/06/11	XB	n/a	n/a	VM865

The QC reported here applies to the following samples:

Method: SW846 8260B

C17723-2, C17723-4

CAS No.	Surrogate Recoveries	MS	MSD	C17795-10	Limits
2037-26-5	Toluene-D8	92%	93%	96%	60-130%
460-00-4	4-Bromofluorobenzene	101%	99%	99%	60-130%

4.5.1  
4

# Matrix Spike/Matrix Spike Duplicate Summary

**Job Number:** C17723

**Account:** IRISECAO Iris Environmental

**Project:** Romic Soil Investigation(Romic EPA) - 2081 Bay Road,East Palo Alto,CA

Sample	File ID	DF	Analyzed	By	Prep Date	Prep Batch	Analytical Batch
C17744-7MS	M27325.D	1	09/07/11	XB	n/a	n/a	VM866
C17744-7MSD	M27326.D	1	09/08/11	XB	n/a	n/a	VM866
C17744-7	M27324.D	1	09/07/11	XB	n/a	n/a	VM866

The QC reported here applies to the following samples:

Method: SW846 8260B

C17723-1, C17723-3, C17723-6, C17723-8, C17723-9, C17723-11, C17723-12, C17723-13

CAS No.	Compound	C17744-7 ug/kg	Spike Q	ug/kg	MS ug/kg	MS %	MSD ug/kg	MSD %	RPD	Limits Rec/RPD
67-64-1	Acetone	ND		157	185	117	182	116	2	60-130/30
71-43-2	Benzene	ND		39.4	39.0	99	38.1	97	2	60-130/30
108-86-1	Bromobenzene	ND		39.4	33.1	84	33.1	84	0	60-130/30
74-97-5	Bromochloromethane	ND		39.4	41.6	106	40.7	104	2	60-130/30
75-27-4	Bromodichloromethane	ND		39.4	42.4	108	41.1	105	3	60-130/30
75-25-2	Bromoform	ND		39.4	38.8	99	38.3	97	1	60-130/30
104-51-8	n-Butylbenzene	ND		39.4	32.7	83	32.1	82	2	60-130/30
135-98-8	sec-Butylbenzene	ND		39.4	33.8	86	33.1	84	2	60-130/30
98-06-6	tert-Butylbenzene	ND		39.4	34.1	87	34.0	87	0	60-130/30
108-90-7	Chlorobenzene	ND		39.4	34.1	87	34.0	87	0	60-130/30
75-00-3	Chloroethane	ND		39.4	40.8	104	39.4	100	3	60-130/30
67-66-3	Chloroform	ND		39.4	45.1	115	43.7	111	3	60-130/30
95-49-8	o-Chlorotoluene	ND		39.4	35.3	90	35.4	90	0	60-130/30
106-43-4	p-Chlorotoluene	ND		39.4	35.0	89	33.7	86	4	60-130/30
56-23-5	Carbon tetrachloride	ND		39.4	43.7	111	42.5	108	3	60-130/30
75-34-3	1,1-Dichloroethane	ND		39.4	42.9	109	41.2	105	4	60-130/30
75-35-4	1,1-Dichloroethylene	ND		39.4	38.9	99	38.6	98	1	60-130/30
563-58-6	1,1-Dichloropropene	ND		39.4	41.8	106	40.2	102	4	60-130/30
96-12-8	1,2-Dibromo-3-chloropropane	ND		39.4	49.6	126	47.6	121	4	60-130/30
106-93-4	1,2-Dichloroethane	ND		39.4	39.8	101	39.2	100	2	60-130/30
107-06-2	1,2-Dichloroethane	ND		39.4	48.7	124	46.8	119	4	60-130/30
78-87-5	1,2-Dichloropropane	ND		39.4	39.5	100	38.2	97	3	60-130/30
142-28-9	1,3-Dichloropropane	ND		39.4	39.5	100	39.0	99	1	60-130/30
108-20-3	Di-Isopropyl ether	ND		39.4	39.9	101	39.5	101	1	60-130/30
594-20-7	2,2-Dichloropropane	ND		39.4	45.4	115	42.5	108	7	60-130/30
124-48-1	Dibromochloromethane	ND		39.4	37.9	96	37.0	94	2	60-130/30
75-71-8	Dichlorodifluoromethane	ND		39.4	33.6	85	31.1	79	8	60-130/30
156-59-2	cis-1,2-Dichloroethylene	ND		39.4	40.6	103	39.9	102	2	60-130/30
10061-01-5	cis-1,3-Dichloropropene	ND		39.4	42.6	108	40.9	104	4	60-130/30
541-73-1	m-Dichlorobenzene	ND		39.4	31.8	81	31.1	79	2	60-130/30
95-50-1	o-Dichlorobenzene	ND		39.4	33.3	85	32.7	83	2	60-130/30
106-46-7	p-Dichlorobenzene	ND		39.4	31.9	81	31.7	81	1	60-130/30
156-60-5	trans-1,2-Dichloroethylene	ND		39.4	39.4	100	39.1	100	1	60-130/30
10061-02-6	trans-1,3-Dichloropropene	ND		39.4	36.6	93	35.8	91	2	60-130/30
100-41-4	Ethylbenzene	ND		39.4	36.6	93	36.0	92	2	60-130/30
637-92-3	Ethyl tert-Butyl Ether	ND		39.4	49.3	125	47.6	121	4	60-130/30

4.5.2  
4



# Matrix Spike/Matrix Spike Duplicate Summary

**Job Number:** C17723  
**Account:** IRISECAO Iris Environmental  
**Project:** Romic Soil Investigation(Romic EPA) - 2081 Bay Road,East Palo Alto,CA

Sample	File ID	DF	Analyzed	By	Prep Date	Prep Batch	Analytical Batch
C17744-7MS	M27325.D	1	09/07/11	XB	n/a	n/a	VM866
C17744-7MSD	M27326.D	1	09/08/11	XB	n/a	n/a	VM866
C17744-7	M27324.D	1	09/07/11	XB	n/a	n/a	VM866

**The QC reported here applies to the following samples:** **Method:** SW846 8260B

C17723-1, C17723-3, C17723-6, C17723-8, C17723-9, C17723-11, C17723-12, C17723-13

CAS No.	Compound	C17744-7 ug/kg	Spike Q	ug/kg	MS ug/kg	MS %	MSD ug/kg	MSD %	RPD	Limits Rec/RPD
591-78-6	2-Hexanone	ND		157	193	123	189	120	2	60-130/30
87-68-3	Hexachlorobutadiene	ND		39.4	28.7	73	28.3	72	1	60-130/30
98-82-8	Isopropylbenzene	ND		39.4	31.6	80	31.4	80	1	60-130/30
99-87-6	p-Isopropyltoluene	ND		39.4	31.7	81	31.0	79	2	60-130/30
108-10-1	4-Methyl-2-pentanone	ND		157	208	132* a	199	127	4	60-130/30
74-83-9	Methyl bromide	ND		39.4	40.4	103	39.6	101	2	60-130/30
74-87-3	Methyl chloride	ND		39.4	35.3	90	32.4	82	9	60-130/30
74-95-3	Methylene bromide	ND		39.4	41.9	106	41.1	105	2	60-130/30
75-09-2	Methylene chloride	ND		39.4	36.6	93	35.9	91	2	60-130/30
78-93-3	Methyl ethyl ketone	ND		157	206	131* a	199	127	3	60-130/30
1634-04-4	Methyl Tert Butyl Ether	ND		39.4	50.7	129	48.8	124	4	60-130/30
91-20-3	Naphthalene	ND		39.4	39.0	99	39.3	100	1	60-130/30
103-65-1	n-Propylbenzene	ND		39.4	34.2	87	33.9	86	1	60-130/30
100-42-5	Styrene	ND		39.4	34.6	88	34.3	87	1	60-130/30
994-05-8	Tert-Amyl Methyl Ether	ND		39.4	47.4	120	46.2	118	3	60-130/30
75-65-0	Tert Butyl Alcohol	ND		197	284	144* a	280	143* a	1	60-130/30
630-20-6	1,1,1,2-Tetrachloroethane	ND		39.4	36.6	93	36.1	92	1	60-130/30
71-55-6	1,1,1-Trichloroethane	ND		39.4	47.6	121	46.5	118	2	60-130/30
79-34-5	1,1,2,2-Tetrachloroethane	ND		39.4	13.6	35* a	8.5	22* a	46* a	60-130/30
79-00-5	1,1,2-Trichloroethane	ND		39.4	36.8	93	37.5	95	2	60-130/30
87-61-6	1,2,3-Trichlorobenzene	ND		39.4	31.5	80	31.4	80	0	60-130/30
96-18-4	1,2,3-Trichloropropane	ND		39.4	43.1	109	42.4	108	2	60-130/30
120-82-1	1,2,4-Trichlorobenzene	ND		39.4	28.2	72	28.6	73	1	60-130/30
95-63-6	1,2,4-Trimethylbenzene	ND		39.4	34.6	88	34.4	88	1	60-130/30
108-67-8	1,3,5-Trimethylbenzene	ND		39.4	36.0	91	35.0	89	3	60-130/30
127-18-4	Tetrachloroethylene	ND		39.4	59.2	150* a	59.3	151* a	0	60-130/30
108-88-3	Toluene	ND		39.4	34.8	88	34.7	88	0	60-130/30
79-01-6	Trichloroethylene	ND		39.4	58.5	149* a	61.2	156* a	5	60-130/30
75-69-4	Trichlorofluoromethane	ND		39.4	46.3	118	43.8	111	6	60-130/30
75-01-4	Vinyl chloride	ND		39.4	40.2	102	36.3	92	10	60-130/30
1330-20-7	Xylene (total)	ND		118	103	87	103	87	0	60-130/30

CAS No.	Surrogate Recoveries	MS	MSD	C17744-7	Limits
1868-53-7	Dibromofluoromethane	109%	103%	102%	60-130%

# Matrix Spike/Matrix Spike Duplicate Summary

**Job Number:** C17723  
**Account:** IRISECAO Iris Environmental  
**Project:** Romic Soil Investigation(Romic EPA) - 2081 Bay Road,East Palo Alto,CA

Sample	File ID	DF	Analyzed	By	Prep Date	Prep Batch	Analytical Batch
C17744-7MS	M27325.D	1	09/07/11	XB	n/a	n/a	VM866
C17744-7MSD	M27326.D	1	09/08/11	XB	n/a	n/a	VM866
C17744-7	M27324.D	1	09/07/11	XB	n/a	n/a	VM866

**The QC reported here applies to the following samples:** **Method:** SW846 8260B

C17723-1, C17723-3, C17723-6, C17723-8, C17723-9, C17723-11, C17723-12, C17723-13

CAS No.	Surrogate Recoveries	MS	MSD	C17744-7	Limits
2037-26-5	Toluene-D8	92%	93%	98%	60-130%
460-00-4	4-Bromofluorobenzene	107%	107%	104%	60-130%

(a) Outside laboratory control limits.

4.5.2  
4

# Matrix Spike/Matrix Spike Duplicate Summary

**Job Number:** C17723

**Account:** IRISECAO Iris Environmental

**Project:** Romic Soil Investigation(Romic EPA) - 2081 Bay Road,East Palo Alto,CA

Sample	File ID	DF	Analyzed	By	Prep Date	Prep Batch	Analytical Batch
C17806-1MS	M27365.D	1	09/08/11	XB	n/a	n/a	VM869
C17806-1MSD	M27366.D	1	09/08/11	XB	n/a	n/a	VM869
C17806-1	M27364.D	1	09/08/11	XB	n/a	n/a	VM869

The QC reported here applies to the following samples:

Method: SW846 8260B

C17723-5, C17723-7, C17723-10, C17723-14, C17723-15, C17723-16, C17723-17, C17723-18, C17723-19, C17723-20

CAS No.	Compound	C17806-1 ug/kg	Spike Q	ug/kg	MS ug/kg	MS %	MSD ug/kg	MSD %	RPD	Limits Rec/RPD
67-64-1	Acetone	ND	158	127	80	127	79	0	60-130/30	
71-43-2	Benzene	ND	39.5	33.2	84	33.9	85	2	60-130/30	
108-86-1	Bromobenzene	ND	39.5	27.9	71	29.0	73	4	60-130/30	
74-97-5	Bromochloromethane	ND	39.5	36.0	91	36.4	91	1	60-130/30	
75-27-4	Bromodichloromethane	ND	39.5	32.9	83	33.8	85	3	60-130/30	
75-25-2	Bromoform	ND	39.5	35.7	90	36.3	91	2	60-130/30	
104-51-8	n-Butylbenzene	ND	39.5	15.5	39* a	14.6	37* a	6	60-130/30	
135-98-8	sec-Butylbenzene	ND	39.5	21.7	55* a	21.7	54* a	0	60-130/30	
98-06-6	tert-Butylbenzene	ND	39.5	24.4	62	24.6	62	1	60-130/30	
108-90-7	Chlorobenzene	ND	39.5	30.2	76	31.3	78	4	60-130/30	
75-00-3	Chloroethane	ND	39.5	33.8	86	34.3	86	1	60-130/30	
67-66-3	Chloroform	ND	39.5	34.8	88	34.5	86	1	60-130/30	
95-49-8	o-Chlorotoluene	ND	39.5	27.2	69	29.2	73	7	60-130/30	
106-43-4	p-Chlorotoluene	ND	39.5	25.6	65	25.6	64	0	60-130/30	
56-23-5	Carbon tetrachloride	ND	39.5	33.6	85	34.8	87	4	60-130/30	
75-34-3	1,1-Dichloroethane	ND	39.5	33.0	83	33.5	84	2	60-130/30	
75-35-4	1,1-Dichloroethylene	ND	39.5	32.4	82	35.4	89	9	60-130/30	
563-58-6	1,1-Dichloropropene	ND	39.5	31.8	80	32.9	82	3	60-130/30	
96-12-8	1,2-Dibromo-3-chloropropane	ND	39.5	33.8	86	34.6	87	2	60-130/30	
106-93-4	1,2-Dibromoethane	ND	39.5	38.9	98	36.2	91	7	60-130/30	
107-06-2	1,2-Dichloroethane	ND	39.5	35.2	89	36.8	92	4	60-130/30	
78-87-5	1,2-Dichloropropane	ND	39.5	32.1	81	37.2	93	15	60-130/30	
142-28-9	1,3-Dichloropropane	ND	39.5	34.7	88	35.6	89	3	60-130/30	
108-20-3	Di-Isopropyl ether	ND	39.5	33.9	86	37.8	95	11	60-130/30	
594-20-7	2,2-Dichloropropane	ND	39.5	34.6	88	34.5	86	0	60-130/30	
124-48-1	Dibromochloromethane	ND	39.5	34.2	87	35.5	89	4	60-130/30	
75-71-8	Dichlorodifluoromethane	ND	39.5	39.4	100	42.2	106	7	60-130/30	
156-59-2	cis-1,2-Dichloroethylene	ND	39.5	34.5	87	35.8	90	4	60-130/30	
10061-01-5	cis-1,3-Dichloropropene	ND	39.5	33.3	84	34.2	86	3	60-130/30	
541-73-1	m-Dichlorobenzene	ND	39.5	24.9	63	27.1	68	8	60-130/30	
95-50-1	o-Dichlorobenzene	ND	39.5	25.1	64	26.3	66	5	60-130/30	
106-46-7	p-Dichlorobenzene	ND	39.5	24.8	63	27.3	68	10	60-130/30	
156-60-5	trans-1,2-Dichloroethylene	ND	39.5	34.1	86	38.6	97	12	60-130/30	
10061-02-6	trans-1,3-Dichloropropene	ND	39.5	30.9	78	31.9	80	3	60-130/30	
100-41-4	Ethylbenzene	ND	39.5	29.9	76	27.3	68	9	60-130/30	
637-92-3	Ethyl tert-Butyl Ether	ND	39.5	36.5	92	38.3	96	5	60-130/30	

# Matrix Spike/Matrix Spike Duplicate Summary

**Job Number:** C17723

**Account:** IRISECAO Iris Environmental

**Project:** Romic Soil Investigation(Romic EPA) - 2081 Bay Road,East Palo Alto,CA

Sample	File ID	DF	Analyzed	By	Prep Date	Prep Batch	Analytical Batch
C17806-1MS	M27365.D	1	09/08/11	XB	n/a	n/a	VM869
C17806-1MSD	M27366.D	1	09/08/11	XB	n/a	n/a	VM869
C17806-1	M27364.D	1	09/08/11	XB	n/a	n/a	VM869

The QC reported here applies to the following samples:

Method: SW846 8260B

C17723-5, C17723-7, C17723-10, C17723-14, C17723-15, C17723-16, C17723-17, C17723-18, C17723-19, C17723-20

CAS No.	Compound	C17806-1 ug/kg	Spike Q	ug/kg	MS ug/kg	MS %	MSD ug/kg	MSD %	RPD	Limits Rec/RPD
591-78-6	2-Hexanone	ND		158	128	81	116	73	10	60-130/30
87-68-3	Hexachlorobutadiene	ND		39.5	15.7	40* a	18.7	47* a	17	60-130/30
98-82-8	Isopropylbenzene	ND		39.5	22.6	57* a	21.6	54* a	5	60-130/30
99-87-6	p-Isopropyltoluene	ND		39.5	20.2	51* a	20.3	51* a	0	60-130/30
108-10-1	4-Methyl-2-pentanone	ND		158	140	89	134	84	4	60-130/30
74-83-9	Methyl bromide	ND		39.5	35.5	90	36.0	90	1	60-130/30
74-87-3	Methyl chloride	ND		39.5	44.4	112	42.2	106	5	60-130/30
74-95-3	Methylene bromide	ND		39.5	34.6	88	35.5	89	3	60-130/30
75-09-2	Methylene chloride	ND		39.5	33.0	83	34.5	86	4	60-130/30
78-93-3	Methyl ethyl ketone	ND		158	148	94	147	92	1	60-130/30
1634-04-4	Methyl Tert Butyl Ether	59.7		39.5	64.9	13* a	60.8	3* a	7	60-130/30
91-20-3	Naphthalene	ND		39.5	17.3	44* a	13.6	34* a	24	60-130/30
103-65-1	n-Propylbenzene	ND		39.5	22.8	58* a	21.2	53* a	7	60-130/30
100-42-5	Styrene	ND		39.5	28.0	71	27.6	69	1	60-130/30
994-05-8	Tert-Amyl Methyl Ether	1.5	J	39.5	36.7	89	37.7	91	3	60-130/30
75-65-0	Tert Butyl Alcohol	56.4		198	232	89	220	82	5	60-130/30
630-20-6	1,1,1,2-Tetrachloroethane	ND		39.5	34.3	87	35.4	89	3	60-130/30
71-55-6	1,1,1-Trichloroethane	ND		39.5	34.9	88	35.0	88	0	60-130/30
79-34-5	1,1,2,2-Tetrachloroethane	ND		39.5	35.5	90	36.9	92	4	60-130/30
79-00-5	1,1,2-Trichloroethane	ND		39.5	36.4	92	37.4	94	3	60-130/30
87-61-6	1,2,3-Trichlorobenzene	ND		39.5	17.9	45* a	22.7	57* a	24	60-130/30
96-18-4	1,2,3-Trichloropropane	ND		39.5	35.7	90	35.9	90	1	60-130/30
120-82-1	1,2,4-Trichlorobenzene	ND		39.5	16.9	43* a	19.1	48* a	12	60-130/30
95-63-6	1,2,4-Trimethylbenzene	ND		39.5	21.3	54* a	17.5	44* a	20	60-130/30
108-67-8	1,3,5-Trimethylbenzene	3.0	J	39.5	27.4	62	27.1	60	1	60-130/30
127-18-4	Tetrachloroethylene	ND		39.5	37.1	94	39.0	98	5	60-130/30
108-88-3	Toluene	ND		39.5	31.8	80	31.9	80	0	60-130/30
79-01-6	Trichloroethylene	ND		39.5	33.9	86	35.2	88	4	60-130/30
75-69-4	Trichlorofluoromethane	ND		39.5	33.1	84	33.1	83	0	60-130/30
75-01-4	Vinyl chloride	ND		39.5	39.6	100	41.0	103	3	60-130/30
1330-20-7	Xylene (total)	ND		119	84.9	72	82.4	69	3	60-130/30

CAS No.	Surrogate Recoveries	MS	MSD	C17806-1	Limits
1868-53-7	Dibromofluoromethane	99%	96%	103%	60-130%

# Matrix Spike/Matrix Spike Duplicate Summary

**Job Number:** C17723  
**Account:** IRISECAO Iris Environmental  
**Project:** Romic Soil Investigation(Romic EPA) - 2081 Bay Road,East Palo Alto,CA

Sample	File ID	DF	Analyzed	By	Prep Date	Prep Batch	Analytical Batch
C17806-1MS	M27365.D	1	09/08/11	XB	n/a	n/a	VM869
C17806-1MSD	M27366.D	1	09/08/11	XB	n/a	n/a	VM869
C17806-1	M27364.D	1	09/08/11	XB	n/a	n/a	VM869

**The QC reported here applies to the following samples:** **Method:** SW846 8260B

C17723-5, C17723-7, C17723-10, C17723-14, C17723-15, C17723-16, C17723-17, C17723-18, C17723-19, C17723-20

CAS No.	Surrogate Recoveries	MS	MSD	C17806-1	Limits
2037-26-5	Toluene-D8	99%	97%	126%	60-130%
460-00-4	4-Bromofluorobenzene	100%	96%	89%	60-130%

(a) Outside control limits due to matrix interference and/or sample nonhomogeneity.

4.5.3  
4

# Matrix Spike/Matrix Spike Duplicate Summary

**Job Number:** C17723

**Account:** IRISECAO Iris Environmental

**Project:** Romic Soil Investigation(Romic EPA) - 2081 Bay Road,East Palo Alto,CA

Sample	File ID	DF	Analyzed	By	Prep Date	Prep Batch	Analytical Batch
C17826-15MS	M27409.D	1	09/09/11	XB	n/a	n/a	VM870
C17826-15MSD	M27410.D	1	09/09/11	XB	n/a	n/a	VM870
C17826-15	M27406.D	1	09/09/11	XB	n/a	n/a	VM870

The QC reported here applies to the following samples:

Method: SW846 8260B

C17723-21, C17723-22, C17723-23, C17723-24, C17723-25, C17723-26

CAS No.	Compound	C17826-15 ug/kg	Spike Q ug/kg	MS ug/kg	MS %	MSD ug/kg	MSD %	RPD	Limits Rec/RPD
67-64-1	Acetone	ND	158	119	75	129	81	8	60-130/30
71-43-2	Benzene	ND	39.6	37.1	94	38.7	97	4	60-130/30
108-86-1	Bromobenzene	ND	39.6	39.1	99	39.3	98	1	60-130/30
74-97-5	Bromochloromethane	ND	39.6	39.8	100	42.0	105	5	60-130/30
75-27-4	Bromodichloromethane	ND	39.6	38.1	96	37.9	95	1	60-130/30
75-25-2	Bromoform	ND	39.6	42.2	107	44.5	111	5	60-130/30
104-51-8	n-Butylbenzene	ND	39.6	36.5	92	36.7	92	1	60-130/30
135-98-8	sec-Butylbenzene	ND	39.6	38.5	97	39.2	98	2	60-130/30
98-06-6	tert-Butylbenzene	ND	39.6	39.0	98	39.4	99	1	60-130/30
108-90-7	Chlorobenzene	ND	39.6	39.1	99	40.2	101	3	60-130/30
75-00-3	Chloroethane	ND	39.6	34.1	86	35.7	89	5	60-130/30
67-66-3	Chloroform	ND	39.6	37.4	94	37.8	95	1	60-130/30
95-49-8	o-Chlorotoluene	ND	39.6	37.1	94	37.9	95	2	60-130/30
106-43-4	p-Chlorotoluene	ND	39.6	37.7	95	37.6	94	0	60-130/30
56-23-5	Carbon tetrachloride	ND	39.6	41.5	105	41.0	103	1	60-130/30
75-34-3	1,1-Dichloroethane	ND	39.6	34.5	87	35.4	89	3	60-130/30
75-35-4	1,1-Dichloroethylene	ND	39.6	37.5	95	37.9	95	1	60-130/30
563-58-6	1,1-Dichloropropene	ND	39.6	37.8	95	39.0	98	3	60-130/30
96-12-8	1,2-Dibromo-3-chloropropane	ND	39.6	39.7	100	40.0	100	1	60-130/30
106-93-4	1,2-Dibromoethane	ND	39.6	39.3	99	41.3	103	5	60-130/30
107-06-2	1,2-Dichloroethane	ND	39.6	39.6	100	40.1	100	1	60-130/30
78-87-5	1,2-Dichloropropane	ND	39.6	34.4	87	36.8	92	7	60-130/30
142-28-9	1,3-Dichloropropane	ND	39.6	38.2	96	39.3	98	3	60-130/30
108-20-3	Di-Isopropyl ether	ND	39.6	36.7	93	38.0	95	3	60-130/30
594-20-7	2,2-Dichloropropane	ND	39.6	38.4	97	39.3	98	2	60-130/30
124-48-1	Dibromochloromethane	ND	39.6	39.7	100	40.4	101	2	60-130/30
75-71-8	Dichlorodifluoromethane	ND	39.6	35.8	90	35.3	88	1	60-130/30
156-59-2	cis-1,2-Dichloroethylene	ND	39.6	37.9	96	40.1	100	6	60-130/30
10061-01-5	cis-1,3-Dichloropropene	ND	39.6	38.2	96	39.5	99	3	60-130/30
541-73-1	m-Dichlorobenzene	ND	39.6	38.1	96	38.6	97	1	60-130/30
95-50-1	o-Dichlorobenzene	ND	39.6	38.6	97	39.3	98	2	60-130/30
106-46-7	p-Dichlorobenzene	ND	39.6	38.4	97	39.3	98	2	60-130/30
156-60-5	trans-1,2-Dichloroethylene	ND	39.6	38.0	96	38.2	96	1	60-130/30
10061-02-6	trans-1,3-Dichloropropene	ND	39.6	35.2	89	36.0	90	2	60-130/30
100-41-4	Ethylbenzene	ND	39.6	39.4	99	40.2	101	2	60-130/30
637-92-3	Ethyl tert-Butyl Ether	ND	39.6	38.2	96	39.7	99	4	60-130/30

4.5.4  
4

# Matrix Spike/Matrix Spike Duplicate Summary

**Job Number:** C17723

**Account:** IRISECAO Iris Environmental

**Project:** Romic Soil Investigation(Romic EPA) - 2081 Bay Road,East Palo Alto,CA

Sample	File ID	DF	Analyzed	By	Prep Date	Prep Batch	Analytical Batch
C17826-15MS	M27409.D	1	09/09/11	XB	n/a	n/a	VM870
C17826-15MSD	M27410.D	1	09/09/11	XB	n/a	n/a	VM870
C17826-15	M27406.D	1	09/09/11	XB	n/a	n/a	VM870

The QC reported here applies to the following samples:

Method: SW846 8260B

C17723-21, C17723-22, C17723-23, C17723-24, C17723-25, C17723-26

CAS No.	Compound	C17826-15 ug/kg	Spike Q ug/kg	MS ug/kg	MS %	MSD ug/kg	MSD %	RPD	Limits Rec/RPD
591-78-6	2-Hexanone	ND	158	145	92	161	101	10	60-130/30
87-68-3	Hexachlorobutadiene	ND	39.6	37.9	96	37.9	95	0	60-130/30
98-82-8	Isopropylbenzene	ND	39.6	34.6	87	35.8	90	3	60-130/30
99-87-6	p-Isopropyltoluene	ND	39.6	36.4	92	36.8	92	1	60-130/30
108-10-1	4-Methyl-2-pentanone	ND	158	143	90	158	99	10	60-130/30
74-83-9	Methyl bromide	ND	39.6	38.6	97	40.3	101	4	60-130/30
74-87-3	Methyl chloride	ND	39.6	31.2	79	30.0	75	4	60-130/30
74-95-3	Methylene bromide	ND	39.6	39.3	99	40.0	100	2	60-130/30
75-09-2	Methylene chloride	ND	39.6	35.7	90	36.3	91	2	60-130/30
78-93-3	Methyl ethyl ketone	ND	158	143	90	164	103	14	60-130/30
1634-04-4	Methyl Tert Butyl Ether	58.8	39.6	84.7	65	92.3	84	9	60-130/30
91-20-3	Naphthalene	ND	39.6	38.6	97	40.1	100	4	60-130/30
103-65-1	n-Propylbenzene	ND	39.6	37.3	94	38.1	95	2	60-130/30
100-42-5	Styrene	ND	39.6	39.2	99	40.8	102	4	60-130/30
994-05-8	Tert-Amyl Methyl Ether	ND	39.6	38.5	97	40.1	100	4	60-130/30
75-65-0	Tert Butyl Alcohol	ND	198	199	100	223	112	11	60-130/30
630-20-6	1,1,1,2-Tetrachloroethane	ND	39.6	41.3	104	41.7	104	1	60-130/30
71-55-6	1,1,1-Trichloroethane	ND	39.6	38.9	98	39.9	100	3	60-130/30
79-34-5	1,1,2,2-Tetrachloroethane	ND	39.6	39.0	98	41.2	103	5	60-130/30
79-00-5	1,1,2-Trichloroethane	ND	39.6	38.4	97	40.3	101	5	60-130/30
87-61-6	1,2,3-Trichlorobenzene	ND	39.6	37.7	95	37.7	94	0	60-130/30
96-18-4	1,2,3-Trichloropropane	ND	39.6	39.1	99	42.5	106	8	60-130/30
120-82-1	1,2,4-Trichlorobenzene	ND	39.6	35.6	90	35.2	88	1	60-130/30
95-63-6	1,2,4-Trimethylbenzene	ND	39.6	38.3	97	39.1	98	2	60-130/30
108-67-8	1,3,5-Trimethylbenzene	ND	39.6	39.5	100	39.9	100	1	60-130/30
127-18-4	Tetrachloroethylene	ND	39.6	39.8	100	42.5	106	7	60-130/30
108-88-3	Toluene	ND	39.6	38.2	96	39.5	99	3	60-130/30
79-01-6	Trichloroethylene	ND	39.6	40.3	102	41.3	103	2	60-130/30
75-69-4	Trichlorofluoromethane	ND	39.6	37.4	94	38.6	97	3	60-130/30
75-01-4	Vinyl chloride	ND	39.6	40.8	103	40.5	101	1	60-130/30
1330-20-7	Xylene (total)	ND	119	117	98	119	99	2	60-130/30

CAS No.	Surrogate Recoveries	MS	MSD	C17826-15	Limits
1868-53-7	Dibromofluoromethane	100%	97%	95%	60-130%

4.5.4  
4

# Matrix Spike/Matrix Spike Duplicate Summary

**Job Number:** C17723  
**Account:** IRISECAO Iris Environmental  
**Project:** Romic Soil Investigation(Romic EPA) - 2081 Bay Road,East Palo Alto,CA

Sample	File ID	DF	Analyzed	By	Prep Date	Prep Batch	Analytical Batch
C17826-15MS	M27409.D	1	09/09/11	XB	n/a	n/a	VM870
C17826-15MSD	M27410.D	1	09/09/11	XB	n/a	n/a	VM870
C17826-15	M27406.D	1	09/09/11	XB	n/a	n/a	VM870

The QC reported here applies to the following samples:

Method: SW846 8260B

C17723-21, C17723-22, C17723-23, C17723-24, C17723-25, C17723-26

CAS No.	Surrogate Recoveries	MS	MSD	C17826-15	Limits
2037-26-5	Toluene-D8	97%	96%	103%	60-130%
460-00-4	4-Bromofluorobenzene	101%	99%	93%	60-130%

4.5.4  
4



# Matrix Spike/Matrix Spike Duplicate Summary

**Job Number:** C17723

**Account:** IRISECAO Iris Environmental

**Project:** Romic Soil Investigation(Romic EPA) - 2081 Bay Road,East Palo Alto,CA

Sample	File ID	DF	Analyzed	By	Prep Date	Prep Batch	Analytical Batch
C17716-9MS	M27458.D	1	09/10/11	XB	n/a	n/a	VM871
C17716-9MSD	M27459.D	1	09/10/11	XB	n/a	n/a	VM871
C17716-9	M27447.D	1	09/10/11	XB	n/a	n/a	VM871

The QC reported here applies to the following samples:

Method: SW846 8260B

C17723-27, C17723-28, C17723-29, C17723-31, C17723-32

CAS No.	Compound	C17716-9 ug/kg	Spike Q	ug/kg	MS ug/kg	MS %	MSD ug/kg	MSD %	RPD	Limits Rec/RPD
67-64-1	Acetone	ND		8900	7880	88	7200	81	9	60-130/30
71-43-2	Benzene	ND		2230	2250	101	2220	100	1	60-130/30
108-86-1	Bromobenzene	ND		2230	2340	105	2200	99	6	60-130/30
74-97-5	Bromochloromethane	ND		2230	2330	105	2230	100	4	60-130/30
75-27-4	Bromodichloromethane	ND		2230	2130	96	2110	95	1	60-130/30
75-25-2	Bromoform	ND		2230	2210	99	2200	99	0	60-130/30
104-51-8	n-Butylbenzene	ND		2230	2060	93	1950	88	5	60-130/30
135-98-8	sec-Butylbenzene	ND		2230	2200	99	2080	93	6	60-130/30
98-06-6	tert-Butylbenzene	ND		2230	2270	102	2290	103	1	60-130/30
108-90-7	Chlorobenzene	ND		2230	2310	104	2260	102	2	60-130/30
75-00-3	Chloroethane	ND		2230	2180	98	2040	92	7	60-130/30
67-66-3	Chloroform	ND		2230	2100	94	1990	89	5	60-130/30
95-49-8	o-Chlorotoluene	ND		2230	2200	99	2070	93	6	60-130/30
106-43-4	p-Chlorotoluene	ND		2230	2150	97	2060	93	4	60-130/30
56-23-5	Carbon tetrachloride	ND		2230	2020	91	2000	90	1	60-130/30
75-34-3	1,1-Dichloroethane	ND		2230	2100	94	2010	90	4	60-130/30
75-35-4	1,1-Dichloroethylene	ND		2230	2230	100	2050	92	8	60-130/30
563-58-6	1,1-Dichloropropene	ND		2230	2080	93	2040	92	2	60-130/30
96-12-8	1,2-Dibromo-3-chloropropane	ND		2230	1980	89	1850	83	7	60-130/30
106-93-4	1,2-Dibromoethane	ND		2230	2210	99	2140	96	3	60-130/30
107-06-2	1,2-Dichloroethane	ND		2230	2020	91	2020	91	0	60-130/30
78-87-5	1,2-Dichloropropane	ND		2230	2200	99	2200	99	0	60-130/30
142-28-9	1,3-Dichloropropane	ND		2230	2170	97	2150	97	1	60-130/30
108-20-3	Di-Isopropyl ether	ND		2230	2340	105	2260	102	3	60-130/30
594-20-7	2,2-Dichloropropane	ND		2230	1890	85	1800	81	5	60-130/30
124-48-1	Dibromochloromethane	ND		2230	2200	99	2140	96	3	60-130/30
75-71-8	Dichlorodifluoromethane	ND		2230	1990	89	1810	81	9	60-130/30
156-59-2	cis-1,2-Dichloroethylene	ND		2230	2280	102	2200	99	4	60-130/30
10061-01-5	cis-1,3-Dichloropropene	ND		2230	2150	97	2120	95	1	60-130/30
541-73-1	m-Dichlorobenzene	ND		2230	2200	99	2140	96	3	60-130/30
95-50-1	o-Dichlorobenzene	ND		2230	2300	103	2170	97	6	60-130/30
106-46-7	p-Dichlorobenzene	ND		2230	2240	101	2160	97	4	60-130/30
156-60-5	trans-1,2-Dichloroethylene	ND		2230	2240	101	2140	96	5	60-130/30
10061-02-6	trans-1,3-Dichloropropene	ND		2230	2080	93	2070	93	0	60-130/30
100-41-4	Ethylbenzene	ND		2230	2210	99	2170	97	2	60-130/30
637-92-3	Ethyl tert-Butyl Ether	ND		2230	2180	98	2080	93	5	60-130/30

# Matrix Spike/Matrix Spike Duplicate Summary

**Job Number:** C17723

**Account:** IRISECAO Iris Environmental

**Project:** Romic Soil Investigation(Romic EPA) - 2081 Bay Road,East Palo Alto,CA

Sample	File ID	DF	Analyzed	By	Prep Date	Prep Batch	Analytical Batch
C17716-9MS	M27458.D	1	09/10/11	XB	n/a	n/a	VM871
C17716-9MSD	M27459.D	1	09/10/11	XB	n/a	n/a	VM871
C17716-9	M27447.D	1	09/10/11	XB	n/a	n/a	VM871

The QC reported here applies to the following samples:

Method: SW846 8260B

C17723-27, C17723-28, C17723-29, C17723-31, C17723-32

CAS No.	Compound	C17716-9 ug/kg	Spike Q	ug/kg	MS ug/kg	MS %	MSD ug/kg	MSD %	RPD	Limits Rec/RPD
591-78-6	2-Hexanone	ND		8900	7830	88	7650	86	2	60-130/30
87-68-3	Hexachlorobutadiene	ND		2230	2140	96	2000	90	7	60-130/30
98-82-8	Isopropylbenzene	ND		2230	2190	98	2130	96	3	60-130/30
99-87-6	p-Isopropyltoluene	ND		2230	2200	99	2090	94	5	60-130/30
108-10-1	4-Methyl-2-pentanone	ND		8900	8000	90	7820	88	2	60-130/30
74-83-9	Methyl bromide	ND		2230	2180	98	2060	93	6	60-130/30
74-87-3	Methyl chloride	ND		2230	1840	83	1760	79	4	60-130/30
74-95-3	Methylene bromide	ND		2230	2210	99	2170	97	2	60-130/30
75-09-2	Methylene chloride	ND		2230	2130	96	2040	92	4	60-130/30
78-93-3	Methyl ethyl ketone	ND		8900	8730	98	8510	96	3	60-130/30
1634-04-4	Methyl Tert Butyl Ether	ND		2230	2190	98	2090	94	5	60-130/30
91-20-3	Naphthalene	ND		2230	2210	99	2120	95	4	60-130/30
103-65-1	n-Propylbenzene	ND		2230	2190	98	2100	94	4	60-130/30
100-42-5	Styrene	ND		2230	2320	104	2260	102	3	60-130/30
994-05-8	Tert-Amyl Methyl Ether	ND		2230	2240	101	2160	97	4	60-130/30
75-65-0	Tert Butyl Alcohol	ND		11100	9010	81	8890	80	1	60-130/30
630-20-6	1,1,1,2-Tetrachloroethane	ND		2230	2250	101	2230	100	1	60-130/30
71-55-6	1,1,1-Trichloroethane	ND		2230	1990	89	1900	85	5	60-130/30
79-34-5	1,1,2,2-Tetrachloroethane	ND		2230	2160	97	2010	90	7	60-130/30
79-00-5	1,1,2-Trichloroethane	ND		2230	2250	101	2210	99	2	60-130/30
87-61-6	1,2,3-Trichlorobenzene	ND		2230	2190	98	2100	94	4	60-130/30
96-18-4	1,2,3-Trichloropropane	ND		2230	2060	93	2060	93	0	60-130/30
120-82-1	1,2,4-Trichlorobenzene	ND		2230	2140	96	2030	91	5	60-130/30
95-63-6	1,2,4-Trimethylbenzene	ND		2230	2270	102	2140	96	6	60-130/30
108-67-8	1,3,5-Trimethylbenzene	ND		2230	2260	102	2160	97	5	60-130/30
127-18-4	Tetrachloroethylene	ND		2230	2940	132* a	3130	141* a	6	60-130/30
108-88-3	Toluene	ND		2230	2290	103	2240	101	2	60-130/30
79-01-6	Trichloroethylene	ND		2230	2300	103	2300	103	0	60-130/30
75-69-4	Trichlorofluoromethane	ND		2230	1980	89	1860	84	6	60-130/30
75-01-4	Vinyl chloride	ND		2230	1580	71	1500	67	5	60-130/30
1330-20-7	Xylene (total)	ND		6680	6740	101	6610	99	2	60-130/30

CAS No.	Surrogate Recoveries	MS	MSD	C17716-9	Limits
1868-53-7	Dibromofluoromethane	92%	92%	86%	60-130%

# Matrix Spike/Matrix Spike Duplicate Summary

**Job Number:** C17723  
**Account:** IRISECAO Iris Environmental  
**Project:** Romic Soil Investigation(Romic EPA) - 2081 Bay Road,East Palo Alto,CA

Sample	File ID	DF	Analyzed	By	Prep Date	Prep Batch	Analytical Batch
C17716-9MS	M27458.D	1	09/10/11	XB	n/a	n/a	VM871
C17716-9MSD	M27459.D	1	09/10/11	XB	n/a	n/a	VM871
C17716-9	M27447.D	1	09/10/11	XB	n/a	n/a	VM871

The QC reported here applies to the following samples:

Method: SW846 8260B

C17723-27, C17723-28, C17723-29, C17723-31, C17723-32

CAS No.	Surrogate Recoveries	MS	MSD	C17716-9	Limits
2037-26-5	Toluene-D8	97%	99%	104%	60-130%
460-00-4	4-Bromofluorobenzene	94%	96%	94%	60-130%

(a) Outside laboratory control limits.

4.5.5  
4

# Matrix Spike/Matrix Spike Duplicate Summary

**Job Number:** C17723

**Account:** IRISECAO Iris Environmental

**Project:** Romic Soil Investigation(Romic EPA) - 2081 Bay Road,East Palo Alto,CA

Sample	File ID	DF	Analyzed	By	Prep Date	Prep Batch	Analytical Batch
C17716-7MS	M27480.D	1	09/11/11	XB	n/a	n/a	VM872
C17716-7MSD	M27481.D	1	09/11/11	XB	n/a	n/a	VM872
C17716-7	M27479.D	1	09/11/11	XB	n/a	n/a	VM872

The QC reported here applies to the following samples:

Method: SW846 8260B

C17723-30

CAS No.	Compound	C17716-7 ug/kg	Spike Q	ug/kg	MS ug/kg	MS %	MSD ug/kg	MSD %	RPD	Limits Rec/RPD
67-64-1	Acetone	ND		12400	9880	79	11200	90	13	60-130/30
71-43-2	Benzene	ND		3110	3150	101	3190	103	1	60-130/30
108-86-1	Bromobenzene	ND		3110	3190	103	3220	104	1	60-130/30
74-97-5	Bromochloromethane	ND		3110	3140	101	3230	104	3	60-130/30
75-27-4	Bromodichloromethane	ND		3110	3010	97	3050	98	1	60-130/30
75-25-2	Bromoform	ND		3110	3180	102	3190	103	0	60-130/30
104-51-8	n-Butylbenzene	ND		3110	2900	93	2940	95	1	60-130/30
135-98-8	sec-Butylbenzene	ND		3110	3020	97	3080	99	2	60-130/30
98-06-6	tert-Butylbenzene	ND		3110	3110	100	3210	103	3	60-130/30
108-90-7	Chlorobenzene	ND		3110	3320	107	3310	106	0	60-130/30
75-00-3	Chloroethane	ND		3110	2700	87	3040	98	12	60-130/30
67-66-3	Chloroform	ND		3110	2900	93	2980	96	3	60-130/30
95-49-8	o-Chlorotoluene	ND		3110	3120	100	3190	103	2	60-130/30
106-43-4	p-Chlorotoluene	ND		3110	2840	91	2910	94	2	60-130/30
56-23-5	Carbon tetrachloride	ND		3110	2870	92	2950	95	3	60-130/30
75-34-3	1,1-Dichloroethane	ND		3110	2840	91	2960	95	4	60-130/30
75-35-4	1,1-Dichloroethylene	ND		3110	2970	96	3040	98	2	60-130/30
563-58-6	1,1-Dichloropropene	ND		3110	3000	97	3010	97	0	60-130/30
96-12-8	1,2-Dibromo-3-chloropropane	ND		3110	2600	84	2660	86	2	60-130/30
106-93-4	1,2-Dibromoethane	ND		3110	3150	101	3110	100	1	60-130/30
107-06-2	1,2-Dichloroethane	ND		3110	2910	94	2900	93	0	60-130/30
78-87-5	1,2-Dichloropropane	ND		3110	3060	98	3140	101	3	60-130/30
142-28-9	1,3-Dichloropropane	ND		3110	3120	100	3090	99	1	60-130/30
108-20-3	Di-Isopropyl ether	ND		3110	3160	102	3310	106	5	60-130/30
594-20-7	2,2-Dichloropropane	ND		3110	2710	87	2850	92	5	60-130/30
124-48-1	Dibromochloromethane	ND		3110	3170	102	3160	102	0	60-130/30
75-71-8	Dichlorodifluoromethane	ND		3110	2530	81	2670	86	5	60-130/30
156-59-2	cis-1,2-Dichloroethylene	ND		3110	3090	99	3200	103	3	60-130/30
10061-01-5	cis-1,3-Dichloropropene	ND		3110	3060	98	3100	100	1	60-130/30
541-73-1	m-Dichlorobenzene	ND		3110	3080	99	3160	102	3	60-130/30
95-50-1	o-Dichlorobenzene	ND		3110	3140	101	3140	101	0	60-130/30
106-46-7	p-Dichlorobenzene	ND		3110	3140	101	3110	100	1	60-130/30
156-60-5	trans-1,2-Dichloroethylene	ND		3110	3000	97	3160	102	5	60-130/30
10061-02-6	trans-1,3-Dichloropropene	ND		3110	3060	98	3010	97	2	60-130/30
100-41-4	Ethylbenzene	ND		3110	3250	105	3220	104	1	60-130/30
637-92-3	Ethyl tert-Butyl Ether	ND		3110	2920	94	3030	97	4	60-130/30

# Matrix Spike/Matrix Spike Duplicate Summary

**Job Number:** C17723  
**Account:** IRISECAO Iris Environmental  
**Project:** Romic Soil Investigation(Romic EPA) - 2081 Bay Road,East Palo Alto,CA

Sample	File ID	DF	Analyzed	By	Prep Date	Prep Batch	Analytical Batch
C17716-7MS	M27480.D	1	09/11/11	XB	n/a	n/a	VM872
C17716-7MSD	M27481.D	1	09/11/11	XB	n/a	n/a	VM872
C17716-7	M27479.D	1	09/11/11	XB	n/a	n/a	VM872

The QC reported here applies to the following samples:

Method: SW846 8260B

C17723-30

CAS No.	Compound	C17716-7 ug/kg	Spike Q ug/kg	MS ug/kg	MS %	MSD ug/kg	MSD %	RPD	Limits Rec/RPD
591-78-6	2-Hexanone	ND	12400	10900	88	11200	90	3	60-130/30
87-68-3	Hexachlorobutadiene	ND	3110	3000	97	2960	95	1	60-130/30
98-82-8	Isopropylbenzene	ND	3110	3180	102	3170	102	0	60-130/30
99-87-6	p-Isopropyltoluene	ND	3110	3050	98	3100	100	2	60-130/30
108-10-1	4-Methyl-2-pentanone	ND	12400	10800	87	11100	89	3	60-130/30
74-83-9	Methyl bromide	ND	3110	2840	91	3070	99	8	60-130/30
74-87-3	Methyl chloride	ND	3110	2580	83	2820	91	9	60-130/30
74-95-3	Methylene bromide	ND	3110	3100	100	3140	101	1	60-130/30
75-09-2	Methylene chloride	ND	3110	2890	93	2970	96	3	60-130/30
78-93-3	Methyl ethyl ketone	ND	12400	11600	93	12500	101	7	60-130/30
1634-04-4	Methyl Tert Butyl Ether	ND	3110	2960	95	3050	98	3	60-130/30
91-20-3	Naphthalene	ND	3110	3030	97	3130	101	3	60-130/30
103-65-1	n-Propylbenzene	ND	3110	3030	97	3100	100	2	60-130/30
100-42-5	Styrene	ND	3110	3340	107	3350	108	0	60-130/30
994-05-8	Tert-Amyl Methyl Ether	ND	3110	3030	97	3180	102	5	60-130/30
75-65-0	Tert Butyl Alcohol	ND	15500	11200	72	13000	84	15	60-130/30
630-20-6	1,1,1,2-Tetrachloroethane	ND	3110	3260	105	3180	102	2	60-130/30
71-55-6	1,1,1-Trichloroethane	ND	3110	2800	90	2880	93	3	60-130/30
79-34-5	1,1,2,2-Tetrachloroethane	ND	3110	2940	95	2940	95	0	60-130/30
79-00-5	1,1,2-Trichloroethane	ND	3110	3220	104	3110	100	3	60-130/30
87-61-6	1,2,3-Trichlorobenzene	ND	3110	3080	99	3070	99	0	60-130/30
96-18-4	1,2,3-Trichloropropane	ND	3110	2980	96	2990	96	0	60-130/30
120-82-1	1,2,4-Trichlorobenzene	ND	3110	3000	97	3040	98	1	60-130/30
95-63-6	1,2,4-Trimethylbenzene	ND	3110	3110	100	3110	100	0	60-130/30
108-67-8	1,3,5-Trimethylbenzene	ND	3110	3150	101	3220	104	2	60-130/30
127-18-4	Tetrachloroethylene	ND	3110	3770	121	4400	142* a	15	60-130/30
108-88-3	Toluene	ND	3110	3270	105	3310	106	1	60-130/30
79-01-6	Trichloroethylene	ND	3110	3220	104	3320	107	3	60-130/30
75-69-4	Trichlorofluoromethane	ND	3110	2630	85	2850	92	8	60-130/30
75-01-4	Vinyl chloride	ND	3110	2200	71	2350	76	7	60-130/30
1330-20-7	Xylene (total)	ND	9330	9850	106	9880	106	0	60-130/30

CAS No.	Surrogate Recoveries	MS	MSD	C17716-7	Limits
1868-53-7	Dibromofluoromethane	89%	93%	91%	60-130%

# Matrix Spike/Matrix Spike Duplicate Summary

**Job Number:** C17723  
**Account:** IRISECAO Iris Environmental  
**Project:** Romic Soil Investigation(Romic EPA) - 2081 Bay Road,East Palo Alto,CA

Sample	File ID	DF	Analyzed	By	Prep Date	Prep Batch	Analytical Batch
C17716-7MS	M27480.D	1	09/11/11	XB	n/a	n/a	VM872
C17716-7MSD	M27481.D	1	09/11/11	XB	n/a	n/a	VM872
C17716-7	M27479.D	1	09/11/11	XB	n/a	n/a	VM872

The QC reported here applies to the following samples:

Method: SW846 8260B

C17723-30

CAS No.	Surrogate Recoveries	MS	MSD	C17716-7	Limits
2037-26-5	Toluene-D8	100%	99%	100%	60-130%
460-00-4	4-Bromofluorobenzene	98%	98%	97%	60-130%

(a) Outside laboratory control limits.

4.5.6  
4

## GC/MS Semi-volatiles

5

### QC Data Summaries

---

Includes the following where applicable:

- Method Blank Summaries
- Blank Spike Summaries
- Matrix Spike and Duplicate Summaries

## Method Blank Summary

**Job Number:** C17723  
**Account:** IRISECAO Iris Environmental  
**Project:** Romic Soil Investigation(Romic EPA) - 2081 Bay Road,East Palo Alto,CA

Sample	File ID	DF	Analyzed	By	Prep Date	Prep Batch	Analytical Batch
OP4521-MB	Y9465.D	1	09/02/11	MT	09/01/11	OP4521	EY453

The QC reported here applies to the following samples:

Method: SW846 8270C

C17723-4, C17723-5, C17723-6, C17723-7, C17723-8, C17723-9, C17723-20, C17723-21, C17723-22, C17723-23, C17723-24, C17723-26, C17723-22A, C17723-24A

CAS No.	Compound	Result	RL	MDL	Units	Q
65-85-0	Benzoic acid	ND	1000	890	ug/kg	
95-57-8	2-Chlorophenol	ND	1000	680	ug/kg	
59-50-7	4-Chloro-3-methyl phenol	ND	500	420	ug/kg	
120-83-2	2,4-Dichlorophenol	ND	500	140	ug/kg	
105-67-9	2,4-Dimethylphenol	ND	500	150	ug/kg	
51-28-5	2,4-Dinitrophenol	ND	2500	850	ug/kg	
534-52-1	4,6-Dinitro-o-cresol	ND	2000	1000	ug/kg	
95-48-7	2-Methylphenol	ND	500	170	ug/kg	
	3&4-Methylphenol	ND	500	150	ug/kg	
88-75-5	2-Nitrophenol	ND	500	130	ug/kg	
100-02-7	4-Nitrophenol	ND	2000	1200	ug/kg	
87-86-5	Pentachlorophenol	ND	500	420	ug/kg	
108-95-2	Phenol	ND	2000	1300	ug/kg	
95-95-4	2,4,5-Trichlorophenol	ND	500	120	ug/kg	
88-06-2	2,4,6-Trichlorophenol	ND	500	160	ug/kg	
83-32-9	Acenaphthene	ND	1000	500	ug/kg	
208-96-8	Acenaphthylene	ND	500	200	ug/kg	
62-53-3	Aniline	ND	500	140	ug/kg	
120-12-7	Anthracene	ND	500	100	ug/kg	
103-33-3	Azobenzene	ND	500	170	ug/kg	
92-87-5	Benzidine	ND	2500	730	ug/kg	
56-55-3	Benzo(a)anthracene	ND	500	70	ug/kg	
50-32-8	Benzo(a)pyrene	ND	500	90	ug/kg	
205-99-2	Benzo(b)fluoranthene	ND	500	60	ug/kg	
191-24-2	Benzo(g,h,i)perylene	ND	500	150	ug/kg	
207-08-9	Benzo(k)fluoranthene	ND	500	120	ug/kg	
101-55-3	4-Bromophenyl phenyl ether	ND	500	150	ug/kg	
85-68-7	Butyl benzyl phthalate	ND	500	110	ug/kg	
100-51-6	Benzyl Alcohol	ND	1000	160	ug/kg	
91-58-7	2-Chloronaphthalene	ND	500	180	ug/kg	
106-47-8	4-Chloroaniline	ND	500	140	ug/kg	
86-74-8	Carbazole	ND	500	80	ug/kg	
218-01-9	Chrysene	ND	500	100	ug/kg	
111-91-1	bis(2-Chloroethoxy)methane	ND	500	180	ug/kg	
111-44-4	bis(2-Chloroethyl)ether	ND	500	230	ug/kg	
108-60-1	bis(2-Chloroisopropyl)ether	ND	500	270	ug/kg	



## Method Blank Summary

**Job Number:** C17723  
**Account:** IRISECAO Iris Environmental  
**Project:** Romic Soil Investigation(Romic EPA) - 2081 Bay Road,East Palo Alto,CA

Sample	File ID	DF	Analyzed	By	Prep Date	Prep Batch	Analytical Batch
OP4521-MB	Y9465.D	1	09/02/11	MT	09/01/11	OP4521	EY453

The QC reported here applies to the following samples:

Method: SW846 8270C

C17723-4, C17723-5, C17723-6, C17723-7, C17723-8, C17723-9, C17723-20, C17723-21, C17723-22, C17723-23, C17723-24, C17723-26, C17723-22A, C17723-24A

CAS No.	Compound	Result	RL	MDL	Units	Q
7005-72-3	4-Chlorophenyl phenyl ether	ND	500	190	ug/kg	
95-50-1	1,2-Dichlorobenzene	ND	500	160	ug/kg	
541-73-1	1,3-Dichlorobenzene	ND	500	150	ug/kg	
106-46-7	1,4-Dichlorobenzene	ND	500	420	ug/kg	
121-14-2	2,4-Dinitrotoluene	ND	500	460	ug/kg	
606-20-2	2,6-Dinitrotoluene	ND	1000	320	ug/kg	
91-94-1	3,3'-Dichlorobenzidine	ND	2500	140	ug/kg	
53-70-3	Dibenzo(a,h)anthracene	ND	500	130	ug/kg	
132-64-9	Dibenzofuran	ND	500	160	ug/kg	
122-39-4	Diphenylamine	ND	500	120	ug/kg	
84-74-2	Di-n-butyl phthalate	ND	500	100	ug/kg	
117-84-0	Di-n-octyl phthalate	ND	500	130	ug/kg	
84-66-2	Diethyl phthalate	ND	500	170	ug/kg	
131-11-3	Dimethyl phthalate	ND	500	180	ug/kg	
117-81-7	bis(2-Ethylhexyl)phthalate	ND	500	220	ug/kg	
206-44-0	Fluoranthene	ND	500	100	ug/kg	
86-73-7	Fluorene	ND	500	180	ug/kg	
118-74-1	Hexachlorobenzene	ND	500	130	ug/kg	
87-68-3	Hexachlorobutadiene	ND	500	190	ug/kg	
77-47-4	Hexachlorocyclopentadiene	ND	500	140	ug/kg	
67-72-1	Hexachloroethane	ND	500	160	ug/kg	
193-39-5	Indeno(1,2,3-cd)pyrene	ND	500	140	ug/kg	
78-59-1	Isophorone	ND	500	170	ug/kg	
90-12-0	1-Methylnaphthalene	ND	500	160	ug/kg	
91-57-6	2-Methylnaphthalene	ND	500	160	ug/kg	
88-74-4	2-Nitroaniline	ND	500	120	ug/kg	
99-09-2	3-Nitroaniline	ND	500	120	ug/kg	
100-01-6	4-Nitroaniline	ND	500	300	ug/kg	
91-20-3	Naphthalene	ND	500	170	ug/kg	
98-95-3	Nitrobenzene	ND	500	160	ug/kg	
62-75-9	N-Nitrosodimethylamine	ND	5000	2200	ug/kg	
621-64-7	N-Nitroso-di-n-propylamine	ND	1000	550	ug/kg	
85-01-8	Phenanthrene	ND	500	110	ug/kg	
129-00-0	Pyrene	ND	1000	680	ug/kg	
110-86-1	Pyridine	ND	2000	220	ug/kg	
120-82-1	1,2,4-Trichlorobenzene	ND	500	340	ug/kg	

## Method Blank Summary

**Job Number:** C17723  
**Account:** IRISECAO Iris Environmental  
**Project:** Romic Soil Investigation(Romic EPA) - 2081 Bay Road,East Palo Alto,CA

Sample	File ID	DF	Analyzed	By	Prep Date	Prep Batch	Analytical Batch
OP4521-MB	Y9465.D	1	09/02/11	MT	09/01/11	OP4521	EY453

The QC reported here applies to the following samples:

Method: SW846 8270C

C17723-4, C17723-5, C17723-6, C17723-7, C17723-8, C17723-9, C17723-20, C17723-21, C17723-22, C17723-23, C17723-24, C17723-26, C17723-22A, C17723-24A

CAS No.	Surrogate Recoveries		Limits
367-12-4	2-Fluorophenol	72%	20-100%
4165-62-2	Phenol-d5	73%	20-100%
118-79-6	2,4,6-Tribromophenol	75%	30-100%
4165-60-0	Nitrobenzene-d5	70%	20-100%
321-60-8	2-Fluorobiphenyl	71%	20-106%
1718-51-0	Terphenyl-d14	92%	55-130%

# Blank Spike/Blank Spike Duplicate Summary

**Job Number:** C17723  
**Account:** IRISECAO Iris Environmental  
**Project:** Romic Soil Investigation(Romic EPA) - 2081 Bay Road,East Palo Alto,CA

Sample	File ID	DF	Analyzed	By	Prep Date	Prep Batch	Analytical Batch
OP4521-BS	Y9466.D	1	09/02/11	MT	09/01/11	OP4521	EY453
OP4521-BSD	Y9467.D	1	09/02/11	MT	09/01/11	OP4521	EY453

**The QC reported here applies to the following samples:** **Method:** SW846 8270C

C17723-4, C17723-5, C17723-6, C17723-7, C17723-8, C17723-9, C17723-20, C17723-21, C17723-22, C17723-23, C17723-24, C17723-26, C17723-22A, C17723-24A

CAS No.	Compound	Spike ug/kg	BSP ug/kg	BSP %	BSD ug/kg	BSD %	RPD	Limits Rec/RPD
65-85-0	Benzoic acid	5000	4460	89	4700	94	5	24-116/30
95-57-8	2-Chlorophenol	2500	1470	59	1630	65	10	31-130/30
59-50-7	4-Chloro-3-methyl phenol	2500	1640	66	1730	69	5	35-117/30
120-83-2	2,4-Dichlorophenol	2500	1540	62	1670	67	8	40-111/30
105-67-9	2,4-Dimethylphenol	2500	1500	60	1650	66	10	29-109/30
51-28-5	2,4-Dinitrophenol	2500	1960	78	2240	90	13	19-117/30
534-52-1	4,6-Dinitro-o-cresol	2500	1930	77	2090	84	8	28-119/30
95-48-7	2-Methylphenol	2500	1480	59	1640	66	10	33-114/30
	3&4-Methylphenol	2500	1490	60	1630	65	9	34-115/30
88-75-5	2-Nitrophenol	2500	1460	58	1630	65	11	20-116/30
100-02-7	4-Nitrophenol	2500	2070	83	2190	88	6	6-114/30
87-86-5	Pentachlorophenol	2500	2310	92	2510	100	8	10-115/30
108-95-2	Phenol	2500	1470	59	1640	66	11	28-122/30
95-95-4	2,4,5-Trichlorophenol	2500	1630	65	1710	68	5	30-111/30
88-06-2	2,4,6-Trichlorophenol	2500	1630	65	1740	70	7	30-110/30
83-32-9	Acenaphthene	2500	1550	62	1650	66	6	34-129/30
208-96-8	Acenaphthylene	2500	1520	61	1590	64	5	38-118/30
62-53-3	Aniline	2500	1320	53	1460	58	10	28-112/30
120-12-7	Anthracene	2500	1750	70	1840	74	5	41-114/30
103-33-3	Azobenzene	2500	1660	66	1740	70	5	28-114/30
92-87-5	Benzidine	5000	1920	38	1890	38	2	10-156/30
56-55-3	Benzo(a)anthracene	2500	1840	74	1950	78	6	40-116/30
50-32-8	Benzo(a)pyrene	2500	1800	72	1900	76	5	39-112/30
205-99-2	Benzo(b)fluoranthene	2500	1860	74	1940	78	4	40-117/30
191-24-2	Benzo(g,h,i)perylene	2500	1690	68	1800	72	6	36-113/30
207-08-9	Benzo(k)fluoranthene	2500	1900	76	2030	81	7	41-117/30
101-55-3	4-Bromophenyl phenyl ether	2500	1690	68	1780	71	5	30-114/30
85-68-7	Butyl benzyl phthalate	2500	2260	90	2300	92	2	27-110/30
100-51-6	Benzyl Alcohol	2500	1520	61	1740	70	13	31-112/30
91-58-7	2-Chloronaphthalene	2500	1470	59	1600	64	8	37-115/30
106-47-8	4-Chloroaniline	2500	1340	54	1470	59	9	29-95/30
86-74-8	Carbazole	2500	1790	72	1890	76	5	40-116/30
218-01-9	Chrysene	2500	1790	72	1900	76	6	40-117/30
111-91-1	bis(2-Chloroethoxy)methane	2500	1490	60	1640	66	10	31-99/30
111-44-4	bis(2-Chloroethyl)ether	2500	1420	57	1590	64	11	30-106/30
108-60-1	bis(2-Chloroisopropyl)ether	2500	1420	57	1570	63	10	24-104/30

5.2.1  
5

# Blank Spike/Blank Spike Duplicate Summary

**Job Number:** C17723

**Account:** IRISECAO Iris Environmental

**Project:** Romic Soil Investigation(Romic EPA) - 2081 Bay Road,East Palo Alto,CA

Sample	File ID	DF	Analyzed	By	Prep Date	Prep Batch	Analytical Batch
OP4521-BS	Y9466.D	1	09/02/11	MT	09/01/11	OP4521	EY453
OP4521-BSD	Y9467.D	1	09/02/11	MT	09/01/11	OP4521	EY453

The QC reported here applies to the following samples:

Method: SW846 8270C

C17723-4, C17723-5, C17723-6, C17723-7, C17723-8, C17723-9, C17723-20, C17723-21, C17723-22, C17723-23, C17723-24, C17723-26, C17723-22A, C17723-24A

CAS No.	Compound	Spike ug/kg	BSP ug/kg	BSP %	BSD ug/kg	BSD %	RPD	Limits Rec/RPD
7005-72-3	4-Chlorophenyl phenyl ether	2500	1590	64	1700	68	7	30-111/30
95-50-1	1,2-Dichlorobenzene	2500	1340	54	1500	60	11	27-111/30
541-73-1	1,3-Dichlorobenzene	2500	1290	52	1470	59	13	25-116/30
106-46-7	1,4-Dichlorobenzene	2500	1320	53	1480	59	11	27-120/30
121-14-2	2,4-Dinitrotoluene	2500	1710	68	1810	72	6	27-114/30
606-20-2	2,6-Dinitrotoluene	2500	1640	66	1760	70	7	27-114/30
91-94-1	3,3'-Dichlorobenzidine	5000	3080	62	3360	67	9	24-118/30
53-70-3	Dibenzo(a,h)anthracene	2500	1620	65	1740	70	7	37-115/30
132-64-9	Dibenzofuran	2500	1560	62	1650	66	6	28-113/30
122-39-4	Diphenylamine	2500	1680	67	1770	71	5	23-117/30
84-74-2	Di-n-butyl phthalate	2500	2080	83	2150	86	3	29-115/30
117-84-0	Di-n-octyl phthalate	2500	2550	102	2600	104	2	29-127/30
84-66-2	Diethyl phthalate	2500	1810	72	1870	75	3	29-116/30
131-11-3	Dimethyl phthalate	2500	1830	73	1970	79	7	30-110/30
117-81-7	bis(2-Ethylhexyl)phthalate	2500	2220	89	2290	92	3	27-121/30
206-44-0	Fluoranthene	2500	1850	74	1970	79	6	40-120/30
86-73-7	Fluorene	2500	1600	64	1680	67	5	40-119/30
118-74-1	Hexachlorobenzene	2500	1770	71	1870	75	5	28-113/30
87-68-3	Hexachlorobutadiene	2500	1430	57	1600	64	11	29-115/30
77-47-4	Hexachlorocyclopentadiene	2500	1390	56	1610	64	15	26-114/30
67-72-1	Hexachloroethane	2500	1330	53	1510	60	13	24-109/30
193-39-5	Indeno(1,2,3-cd)pyrene	2500	1510	60	1680	67	11	37-114/30
78-59-1	Isophorone	2500	1490	60	1630	65	9	28-117/30
90-12-0	1-Methylnaphthalene	2500	1480	59	1620	65	9	25-113/30
91-57-6	2-Methylnaphthalene	2500	1470	59	1610	64	9	27-113/30
88-74-4	2-Nitroaniline	2500	1610	64	1710	68	6	23-116/30
99-09-2	3-Nitroaniline	2500	1560	62	1670	67	7	29-115/30
100-01-6	4-Nitroaniline	2500	1620	65	1780	71	9	29-114/30
91-20-3	Naphthalene	2500	1440	58	1610	64	11	24-113/30
98-95-3	Nitrobenzene	2500	1410	56	1590	64	12	23-112/30
62-75-9	N-Nitrosodimethylamine	2500	1400	55	1500	61	11	20-108/30
621-64-7	N-Nitroso-di-n-propylamine	2500	1460	58	1630	65	11	26-127/30
85-01-8	Phenanthrene	2500	1730	69	1840	74	6	41-113/30
129-00-0	Pyrene	2500	2100	84	2130	85	1	45-134/30
110-86-1	Pyridine	2500	980	39	1090	44	11	20-78/30
120-82-1	1,2,4-Trichlorobenzene	2500	1430	57	1600	64	11	31-122/30

5.2.1  
5

# Blank Spike/Blank Spike Duplicate Summary

**Job Number:** C17723  
**Account:** IRISECAO Iris Environmental  
**Project:** Romic Soil Investigation(Romic EPA) - 2081 Bay Road,East Palo Alto,CA

Sample	File ID	DF	Analyzed	By	Prep Date	Prep Batch	Analytical Batch
OP4521-BS	Y9466.D	1	09/02/11	MT	09/01/11	OP4521	EY453
OP4521-BSD	Y9467.D	1	09/02/11	MT	09/01/11	OP4521	EY453

The QC reported here applies to the following samples:

Method: SW846 8270C

C17723-4, C17723-5, C17723-6, C17723-7, C17723-8, C17723-9, C17723-20, C17723-21, C17723-22, C17723-23, C17723-24, C17723-26, C17723-22A, C17723-24A

CAS No.	Surrogate Recoveries	BSP	BSD	Limits
367-12-4	2-Fluorophenol	60%	63%	20-100%
4165-62-2	Phenol-d5	60%	65%	20-100%
118-79-6	2,4,6-Tribromophenol	76%	80%	30-100%
4165-60-0	Nitrobenzene-d5	57%	63%	20-100%
321-60-8	2-Fluorobiphenyl	61%	64%	20-106%
1718-51-0	Terphenyl-d14	89%	89%	55-130%

# Matrix Spike/Matrix Spike Duplicate Summary

**Job Number:** C17723  
**Account:** IRISECAO Iris Environmental  
**Project:** Romic Soil Investigation(Romic EPA) - 2081 Bay Road,East Palo Alto,CA

Sample	File ID	DF	Analyzed	By	Prep Date	Prep Batch	Analytical Batch
OP4521-MS	Y9504.D	1	09/03/11	MT	09/01/11	OP4521	EY454
OP4521-MSD	Y9505.D	1	09/03/11	MT	09/01/11	OP4521	EY454
C17685-10	Y9469.D	1	09/02/11	MT	09/01/11	OP4521	EY453

**The QC reported here applies to the following samples:** **Method:** SW846 8270C

C17723-4, C17723-5, C17723-6, C17723-7, C17723-8, C17723-9, C17723-20, C17723-21, C17723-22, C17723-23, C17723-24, C17723-26, C17723-22A, C17723-24A

CAS No.	Compound	C17685-10 ug/kg	Spike Q ug/kg	MS ug/kg	MS %	MSD ug/kg	MSD %	RPD	Limits Rec/RPD
65-85-0	Benzoic acid	ND	5000	4170	83	3900	78	7	24-116/36
95-57-8	2-Chlorophenol	ND	2500	1790	72	1640	66	9	31-130/31
59-50-7	4-Chloro-3-methyl phenol	ND	2500	2050	82	1890	76	8	35-117/38
120-83-2	2,4-Dichlorophenol	ND	2500	1960	78	1720	69	13	40-111/30
105-67-9	2,4-Dimethylphenol	ND	2500	1940	78	1680	67	14	29-109/31
51-28-5	2,4-Dinitrophenol	ND	2500	2040	82	2010	80	1	19-117/40
534-52-1	4,6-Dinitro-o-cresol	ND	2500	2260	90	2200	88	3	28-119/37
95-48-7	2-Methylphenol	ND	2500	1860	74	1680	67	10	33-114/29
	3&4-Methylphenol	ND	2500	1890	76	1710	68	10	34-115/31
88-75-5	2-Nitrophenol	ND	2500	1840	74	1620	65	13	20-116/30
100-02-7	4-Nitrophenol	ND	2500	2370	95	2480	99	5	6-114/56
87-86-5	Pentachlorophenol	ND	2500	2560	102	2460	98	4	10-115/39
108-95-2	Phenol	ND	2500	1790	72	1630	65	9	28-122/38
95-95-4	2,4,5-Trichlorophenol	ND	2500	2140	86	1950	78	9	30-111/28
88-06-2	2,4,6-Trichlorophenol	ND	2500	2020	81	1840	74	9	30-110/27
83-32-9	Acenaphthene	ND	2500	1980	79	1820	73	8	34-129/31
208-96-8	Acenaphthylene	ND	2500	1950	78	1780	71	9	38-118/30
62-53-3	Aniline	ND	2500	1190	48	1250	50	5	28-112/38
120-12-7	Anthracene	ND	2500	2300	92	2180	87	5	41-114/29
103-33-3	Azobenzene	ND	2500	1970	79	1850	74	6	28-114/27
92-87-5	Benzidine	ND	5000	ND	0* a	ND	0* a	nc	10-156/50
56-55-3	Benzo(a)anthracene	ND	2500	2510	100	2360	94	6	40-116/31
50-32-8	Benzo(a)pyrene	ND	2500	2440	98	2380	95	2	39-112/32
205-99-2	Benzo(b)fluoranthene	ND	2500	2450	98	2390	96	2	40-117/31
191-24-2	Benzo(g,h,i)perylene	ND	2500	2530	101	2170	87	15	36-113/32
207-08-9	Benzo(k)fluoranthene	ND	2500	2490	100	2500	100	0	41-117/30
101-55-3	4-Bromophenyl phenyl ether	ND	2500	2220	89	1980	79	11	30-114/26
85-68-7	Butyl benzyl phthalate	ND	2500	2660	106	2400	96	10	27-110/28
100-51-6	Benzyl Alcohol	ND	2500	1930	77	1730	69	11	31-112/34
91-58-7	2-Chloronaphthalene	ND	2500	1910	76	1700	68	12	37-115/28
106-47-8	4-Chloroaniline	ND	2500	913	37	1030	41	12	29-95/34
86-74-8	Carbazole	ND	2500	2350	94	2350	94	0	40-116/30
218-01-9	Chrysene	ND	2500	2510	100	2400	96	4	40-117/31
111-91-1	bis(2-Chloroethoxy)methane	ND	2500	1870	75	1640	66	13	31-99/30
111-44-4	bis(2-Chloroethyl)ether	ND	2500	1730	69	1530	61	12	30-106/33
108-60-1	bis(2-Chloroisopropyl)ether	ND	2500	1750	70	1580	63	10	24-104/32

5.3.1  
5

# Matrix Spike/Matrix Spike Duplicate Summary

**Job Number:** C17723  
**Account:** IRISECAO Iris Environmental  
**Project:** Romic Soil Investigation(Romic EPA) - 2081 Bay Road,East Palo Alto,CA

Sample	File ID	DF	Analyzed	By	Prep Date	Prep Batch	Analytical Batch
OP4521-MS	Y9504.D	1	09/03/11	MT	09/01/11	OP4521	EY454
OP4521-MSD	Y9505.D	1	09/03/11	MT	09/01/11	OP4521	EY454
C17685-10	Y9469.D	1	09/02/11	MT	09/01/11	OP4521	EY453

The QC reported here applies to the following samples:

Method: SW846 8270C

C17723-4, C17723-5, C17723-6, C17723-7, C17723-8, C17723-9, C17723-20, C17723-21, C17723-22, C17723-23, C17723-24, C17723-26, C17723-22A, C17723-24A

CAS No.	Compound	C17685-10 ug/kg	Spike Q	ug/kg	MS ug/kg	MS %	MSD ug/kg	MSD %	RPD	Limits Rec/RPD
7005-72-3	4-Chlorophenyl phenyl ether	ND		2500	2070	83	1890	76	9	30-111/26
95-50-1	1,2-Dichlorobenzene	ND		2500	1610	64	1470	59	9	27-111/35
541-73-1	1,3-Dichlorobenzene	ND		2500	1540	62	1390	56	10	25-116/36
106-46-7	1,4-Dichlorobenzene	ND		2500	1560	62	1420	57	9	27-120/30
121-14-2	2,4-Dinitrotoluene	ND		2500	2250	90	2160	86	4	27-114/38
606-20-2	2,6-Dinitrotoluene	ND		2500	2160	86	1970	79	9	27-114/30
91-94-1	3,3'-Dichlorobenzidine	ND		5000	3170	63	3600	72	13	24-118/31
53-70-3	Dibenzo(a,h)anthracene	ND		2500	2500	100	2250	90	11	37-115/29
132-64-9	Dibenzofuran	ND		2500	1980	79	1820	73	8	28-113/27
122-39-4	Diphenylamine	ND		2500	2160	86	2080	83	4	23-117/28
84-74-2	Di-n-butyl phthalate	ND		2500	2560	102	2390	96	7	29-115/27
117-84-0	Di-n-octyl phthalate	ND		2500	2600	104	2560	102	2	29-127/28
84-66-2	Diethyl phthalate	ND		2500	2090	84	1970	79	6	29-116/27
131-11-3	Dimethyl phthalate	ND		2500	2150	86	1970	79	9	30-110/26
117-81-7	bis(2-Ethylhexyl)phthalate	ND		2500	2640	106	2440	98	8	27-121/29
206-44-0	Fluoranthene	ND		2500	2380	95	2490	100	5	40-120/32
86-73-7	Fluorene	ND		2500	2050	82	1920	77	7	40-119/30
118-74-1	Hexachlorobenzene	ND		2500	2280	91	2090	84	9	28-113/27
87-68-3	Hexachlorobutadiene	ND		2500	1750	70	1510	60	15	29-115/33
77-47-4	Hexachlorocyclopentadiene	ND		2500	1310	52	1200	48	9	26-114/41
67-72-1	Hexachloroethane	ND		2500	1580	63	1440	58	9	24-109/38
193-39-5	Indeno(1,2,3-cd)pyrene	ND		2500	2520	101	2260	90	11	37-114/33
78-59-1	Isophorone	ND		2500	1890	76	1640	66	14	28-117/30
90-12-0	1-Methylnaphthalene	ND		2500	1900	76	1680	67	12	25-113/33
91-57-6	2-Methylnaphthalene	ND		2500	1890	76	1660	66	13	27-113/32
88-74-4	2-Nitroaniline	ND		2500	2060	82	1950	78	5	23-116/29
99-09-2	3-Nitroaniline	ND		2500	1630	65	1660	66	2	29-115/31
100-01-6	4-Nitroaniline	ND		2500	1770	71	1900	76	7	29-114/31
91-20-3	Naphthalene	ND		2500	1850	74	1620	65	13	24-113/32
98-95-3	Nitrobenzene	ND		2500	1760	70	1600	64	10	23-112/32
62-75-9	N-Nitrosodimethylamine	ND		2500	1500	62	1400	56	10	20-108/34
621-64-7	N-Nitroso-di-n-propylamine	ND		2500	1840	74	1690	68	8	26-127/43
85-01-8	Phenanthrene	ND		2500	2290	92	2190	88	4	41-113/32
129-00-0	Pyrene	ND		2500	2580	103	2290	92	12	45-134/33
110-86-1	Pyridine	ND		2500	1130	45	986	39	14	20-78/38
120-82-1	1,2,4-Trichlorobenzene	ND		2500	1760	70	1530	61	14	31-122/44

5.3.1  
5

# Matrix Spike/Matrix Spike Duplicate Summary

**Job Number:** C17723  
**Account:** IRISECAO Iris Environmental  
**Project:** Romic Soil Investigation(Romic EPA) - 2081 Bay Road,East Palo Alto,CA

Sample	File ID	DF	Analyzed	By	Prep Date	Prep Batch	Analytical Batch
OP4521-MS	Y9504.D	1	09/03/11	MT	09/01/11	OP4521	EY454
OP4521-MSD	Y9505.D	1	09/03/11	MT	09/01/11	OP4521	EY454
C17685-10	Y9469.D	1	09/02/11	MT	09/01/11	OP4521	EY453

**The QC reported here applies to the following samples:** **Method:** SW846 8270C

C17723-4, C17723-5, C17723-6, C17723-7, C17723-8, C17723-9, C17723-20, C17723-21, C17723-22, C17723-23, C17723-24, C17723-26, C17723-22A, C17723-24A

CAS No.	Surrogate Recoveries	MS	MSD	C17685-10	Limits
367-12-4	2-Fluorophenol	68%	64%	46%	20-100%
4165-62-2	Phenol-d5	72%	67%	48%	20-100%
118-79-6	2,4,6-Tribromophenol	96%	91%	80%	30-100%
4165-60-0	Nitrobenzene-d5	69%	65%	47%	20-100%
321-60-8	2-Fluorobiphenyl	75%	69%	49%	20-106%
1718-51-0	Terphenyl-d14	104%	95%	105%	55-130%

(a) Outside control limits due to matrix interference.

5.3.1  
5



## GC Volatiles

---

## QC Data Summaries

---

Includes the following where applicable:

- Method Blank Summaries
- Blank Spike Summaries
- Matrix Spike and Duplicate Summaries

## Method Blank Summary

**Job Number:** C17723  
**Account:** IRISECAO Iris Environmental  
**Project:** Romic Soil Investigation(Romic EPA) - 2081 Bay Road,East Palo Alto,CA

Sample	File ID	DF	Analyzed	By	Prep Date	Prep Batch	Analytical Batch
GJK928-MB	JK22518.D	1	09/07/11	TT	n/a	n/a	GJK928

The QC reported here applies to the following samples:

Method: SW846 8015B

C17723-4, C17723-6, C17723-8

CAS No.	Compound	Result	RL	MDL	Units	Q
	TPH-GRO (C6-C10)	ND	0.10	0.050	mg/kg	

CAS No.	Surrogate Recoveries	Limits
98-08-8	aaa-Trifluorotoluene	97% 60-157%

## Method Blank Summary

**Job Number:** C17723  
**Account:** IRISECAO Iris Environmental  
**Project:** Romic Soil Investigation(Romic EPA) - 2081 Bay Road,East Palo Alto,CA

Sample	File ID	DF	Analyzed	By	Prep Date	Prep Batch	Analytical Batch
GJK929-MB	JK22542.D	1	09/08/11	TT	n/a	n/a	GJK929

The QC reported here applies to the following samples: **Method:** SW846 8015B

C17723-5, C17723-7, C17723-9, C17723-20, C17723-21, C17723-22, C17723-23, C17723-24, C17723-26

CAS No.	Compound	Result	RL	MDL	Units	Q
	TPH-GRO (C6-C10)	ND	0.10	0.050	mg/kg	

CAS No.	Surrogate Recoveries	Limits
98-08-8	aaa-Trifluorotoluene	91% 60-157%

# Method Blank Summary

**Job Number:** C17723  
**Account:** IRISECAO Iris Environmental  
**Project:** Romic Soil Investigation(Romic EPA) - 2081 Bay Road,East Palo Alto,CA

Sample	File ID	DF	Analyzed	By	Prep Date	Prep Batch	Analytical Batch
GJK934-MB	JK22701.D	1	09/13/11	TT	n/a	n/a	GJK934

The QC reported here applies to the following samples:

Method: SW846 8015B

C17723-22A, C17723-24A

CAS No.	Compound	Result	RL	MDL	Units	Q
	TPH-GRO (C6-C10)	ND	0.10	0.050	mg/kg	

CAS No.	Surrogate Recoveries	Limits
98-08-8	aaa-Trifluorotoluene	87% 60-157%

# Blank Spike/Blank Spike Duplicate Summary

**Job Number:** C17723  
**Account:** IRISECAO Iris Environmental  
**Project:** Romic Soil Investigation(Romic EPA) - 2081 Bay Road,East Palo Alto,CA

Sample	File ID	DF	Analyzed	By	Prep Date	Prep Batch	Analytical Batch
GJK928-BS	JK22519.D	1	09/07/11	TT	n/a	n/a	GJK928
GJK928-BSD	JK22520.D	1	09/07/11	TT	n/a	n/a	GJK928

The QC reported here applies to the following samples: Method: SW846 8015B

C17723-4, C17723-6, C17723-8

CAS No.	Compound	Spike mg/kg	BSP mg/kg	BSP %	BSD mg/kg	BSD %	RPD	Limits Rec/RPD
	TPH-GRO (C6-C10)	0.5	0.503	101	0.526	105	4	65-135/30

CAS No.	Surrogate Recoveries	BSP	BSD	Limits
98-08-8	aaa-Trifluorotoluene	95%	94%	60-157%

6.2.1  
6

# Blank Spike/Blank Spike Duplicate Summary

**Job Number:** C17723  
**Account:** IRISECAO Iris Environmental  
**Project:** Romic Soil Investigation(Romic EPA) - 2081 Bay Road,East Palo Alto,CA

Sample	File ID	DF	Analyzed	By	Prep Date	Prep Batch	Analytical Batch
GJK929-BS	JK22540.D	1	09/08/11	TT	n/a	n/a	GJK929
GJK929-BSD	JK22541.D	1	09/08/11	TT	n/a	n/a	GJK929

The QC reported here applies to the following samples: Method: SW846 8015B

C17723-5, C17723-7, C17723-9, C17723-20, C17723-21, C17723-22, C17723-23, C17723-24, C17723-26

CAS No.	Compound	Spike mg/kg	BSP mg/kg	BSP %	BSD mg/kg	BSD %	RPD	Limits Rec/RPD
	TPH-GRO (C6-C10)	0.5	0.496	99	0.494	99	0	65-135/30

CAS No.	Surrogate Recoveries	BSP	BSD	Limits
98-08-8	aaa-Trifluorotoluene	90%	86%	60-157%

6.2.2

6

# Blank Spike/Blank Spike Duplicate Summary

**Job Number:** C17723  
**Account:** IRISECAO Iris Environmental  
**Project:** Romic Soil Investigation(Romic EPA) - 2081 Bay Road,East Palo Alto,CA

Sample	File ID	DF	Analyzed	By	Prep Date	Prep Batch	Analytical Batch
GJK934-BS	JK22699.D	1	09/13/11	TT	n/a	n/a	GJK934
GJK934-BSD	JK22700.D	1	09/13/11	TT	n/a	n/a	GJK934

The QC reported here applies to the following samples: Method: SW846 8015B

C17723-22A, C17723-24A

CAS No.	Compound	Spike mg/kg	BSP mg/kg	BSP %	BSD mg/kg	BSD %	RPD	Limits Rec/RPD
	TPH-GRO (C6-C10)	0.5	0.516	103	0.517	103	0	65-135/30

CAS No.	Surrogate Recoveries	BSP	BSD	Limits
98-08-8	aaa-Trifluorotoluene	82%	80%	60-157%

6.2.3  
6

# Matrix Spike/Matrix Spike Duplicate Summary

**Job Number:** C17723  
**Account:** IRISECAO Iris Environmental  
**Project:** Romic Soil Investigation(Romic EPA) - 2081 Bay Road,East Palo Alto,CA

Sample	File ID	DF	Analyzed	By	Prep Date	Prep Batch	Analytical Batch
C17729-3MS	JK22527.D	1	09/08/11	TT	n/a	n/a	GJK928
C17729-3MSD	JK22528.D	1	09/08/11	TT	n/a	n/a	GJK928
C17729-3	JK22523.D	1	09/08/11	TT	n/a	n/a	GJK928

The QC reported here applies to the following samples: Method: SW846 8015B

C17723-4, C17723-6, C17723-8

CAS No.	Compound	C17729-3 mg/kg	Spike mg/kg	MS mg/kg	MS %	MSD mg/kg	MSD %	RPD	Limits Rec/RPD
	TPH-GRO (C6-C10)	ND	0.494	0.498	101	0.508	105	2	65-135/25

CAS No.	Surrogate Recoveries	MS	MSD	C17729-3	Limits
98-08-8	aaa-Trifluorotoluene	96%	94%	96%	60-157%

6.3.1  
6



# Matrix Spike/Matrix Spike Duplicate Summary

**Job Number:** C17723  
**Account:** IRISECAO Iris Environmental  
**Project:** Romic Soil Investigation(Romic EPA) - 2081 Bay Road,East Palo Alto,CA

Sample	File ID	DF	Analyzed	By	Prep Date	Prep Batch	Analytical Batch
C17805-17MS	JK22566.D	1	09/09/11	TT	n/a	n/a	GJK929
C17805-17MSD	JK22567.D	1	09/09/11	TT	n/a	n/a	GJK929
C17805-17	JK22547.D	1	09/08/11	TT	n/a	n/a	GJK929

The QC reported here applies to the following samples: Method: SW846 8015B

C17723-5, C17723-7, C17723-9, C17723-20, C17723-21, C17723-22, C17723-23, C17723-24, C17723-26

CAS No.	Compound	C17805-17 mg/kg	Spike Q	mg/kg	MS mg/kg	MS %	MSD mg/kg	MSD %	RPD	Limits Rec/RPD
	TPH-GRO (C6-C10)	ND	0.526	0.532	101	0.551	102	4	65-135/25	

CAS No.	Surrogate Recoveries	MS	MSD	C17805-17	Limits
98-08-8	aaa-Trifluorotoluene	64%	79%	91%	60-157%

6.3.2  
6

## GC Semi-volatiles

---

## QC Data Summaries

---

Includes the following where applicable:

- Method Blank Summaries
- Blank Spike Summaries
- Matrix Spike and Duplicate Summaries

# Method Blank Summary

**Job Number:** C17723  
**Account:** IRISECAO Iris Environmental  
**Project:** Romc Soil Investigation(Romc EPA) - 2081 Bay Road,East Palo Alto,CA

Sample	File ID	DF	Analyzed	By	Prep Date	Prep Batch	Analytical Batch
OP4516-MB <sup>a</sup>	OO24363.D	1	09/06/11	RV	09/01/11	OP4516	G00768

**The QC reported here applies to the following samples:** **Method:** SW846 8081A

C17723-4, C17723-5, C17723-6, C17723-7, C17723-8, C17723-9, C17723-20, C17723-21, C17723-22, C17723-23, C17723-24, C17723-26, C17723-22A, C17723-24A

CAS No.	Compound	Result	RL	MDL	Units	Q
309-00-2	Aldrin	ND	10	1.2	ug/kg	
319-84-6	alpha-BHC	ND	10	1.1	ug/kg	
319-85-7	beta-BHC	ND	10	2.4	ug/kg	
319-86-8	delta-BHC	ND	10	1.2	ug/kg	
58-89-9	gamma-BHC (Lindane)	ND	10	1.2	ug/kg	
12789-03-6	Chlordane	ND	100	100	ug/kg	
60-57-1	Dieldrin	ND	10	1.8	ug/kg	
72-54-8	4,4' -DDD	ND	10	2.1	ug/kg	
72-55-9	4,4' -DDE	ND	10	1.8	ug/kg	
50-29-3	4,4' -DDT	ND	10	1.5	ug/kg	
72-20-8	Endrin	ND	10	1.8	ug/kg	
7421-93-4	Endrin aldehyde	ND	10	1.8	ug/kg	
959-98-8	Endosulfan-I	ND	10	1.7	ug/kg	
33213-65-9	Endosulfan-II	ND	10	1.8	ug/kg	
1031-07-8	Endosulfan sulfate	ND	10	1.7	ug/kg	
76-44-8	Heptachlor	ND	10	1.4	ug/kg	
1024-57-3	Heptachlor epoxide	ND	10	1.5	ug/kg	
72-43-5	Methoxychlor	ND	10	1.6	ug/kg	
8001-35-2	Toxaphene	ND	100	100	ug/kg	

CAS No.	Surrogate Recoveries	Limits	
877-09-8	Tetrachloro-m-xylene	58%	35-132%
877-09-8	Tetrachloro-m-xylene	57%	35-132%
2051-24-3	Decachlorobiphenyl	82%	35-132%
2051-24-3	Decachlorobiphenyl	90%	35-132%

(a) MS/MSD not reportable due to required dilution. Batch was accepted by BS/BSD recoveries.

# Method Blank Summary

**Job Number:** C17723  
**Account:** IRISECAO Iris Environmental  
**Project:** Romic Soil Investigation(Romic EPA) - 2081 Bay Road,East Palo Alto,CA

Sample	File ID	DF	Analyzed	By	Prep Date	Prep Batch	Analytical Batch
OP4552-MB	OO24455.D	1	09/08/11	RV	09/07/11	OP4552	G00771

**The QC reported here applies to the following samples:** **Method:** SW846 8082

C17723-4, C17723-5, C17723-6, C17723-7, C17723-8, C17723-9, C17723-20, C17723-21, C17723-22, C17723-23, C17723-26, C17723-30, C17723-31, C17723-32, C17723-22A, C17723-24A

CAS No.	Compound	Result	RL	MDL	Units	Q
12674-11-2	Aroclor 1016	ND	100	17	ug/kg	
11104-28-2	Aroclor 1221	ND	100	50	ug/kg	
11141-16-5	Aroclor 1232	ND	100	50	ug/kg	
53469-21-9	Aroclor 1242	ND	100	50	ug/kg	
12672-29-6	Aroclor 1248	ND	100	50	ug/kg	
11097-69-1	Aroclor 1254	ND	100	50	ug/kg	
11096-82-5	Aroclor 1260	ND	100	20	ug/kg	

CAS No.	Surrogate Recoveries	Limits	
877-09-8	Tetrachloro-m-xylene	77%	45-108%
877-09-8	Tetrachloro-m-xylene	73%	45-108%
2051-24-3	Decachlorobiphenyl	95%	54-121%
2051-24-3	Decachlorobiphenyl	77%	54-121%

7.1.2  
7

## Method Blank Summary

**Job Number:** C17723  
**Account:** IRISECAO Iris Environmental  
**Project:** Romic Soil Investigation(Romic EPA) - 2081 Bay Road,East Palo Alto,CA

Sample	File ID	DF	Analyzed	By	Prep Date	Prep Batch	Analytical Batch
OP4561-MB	OO24530.D	1	09/10/11	RV	09/09/11	OP4561	G00773

The QC reported here applies to the following samples:

Method: SW846 8082

C17723-24

CAS No.	Compound	Result	RL	MDL	Units	Q
12674-11-2	Aroclor 1016	ND	100	17	ug/kg	
11104-28-2	Aroclor 1221	ND	100	50	ug/kg	
11141-16-5	Aroclor 1232	ND	100	50	ug/kg	
53469-21-9	Aroclor 1242	ND	100	50	ug/kg	
12672-29-6	Aroclor 1248	ND	100	50	ug/kg	
11097-69-1	Aroclor 1254	ND	100	50	ug/kg	
11096-82-5	Aroclor 1260	ND	100	20	ug/kg	

CAS No.	Surrogate Recoveries	Limits	
877-09-8	Tetrachloro-m-xylene	82%	45-108%
877-09-8	Tetrachloro-m-xylene	78%	45-108%
2051-24-3	Decachlorobiphenyl	99%	54-121%
2051-24-3	Decachlorobiphenyl	74%	54-121%

# Method Blank Summary

**Job Number:** C17723  
**Account:** IRISECAO Iris Environmental  
**Project:** Romic Soil Investigation(Romic EPA) - 2081 Bay Road,East Palo Alto,CA

Sample	File ID	DF	Analyzed	By	Prep Date	Prep Batch	Analytical Batch
OP4524-MB	GG28270.D	1	09/05/11	JH	09/02/11	OP4524	GGG754

**The QC reported here applies to the following samples:** **Method:** SW846 8015B M

C17723-4, C17723-5, C17723-6, C17723-7, C17723-8, C17723-9, C17723-20, C17723-21, C17723-22, C17723-23, C17723-24, C17723-26, C17723-22A, C17723-24A

CAS No.	Compound	Result	RL	MDL	Units	Q
	TPH (C10-C28)	ND	10	5.0	mg/kg	
	TPH (> C28-C40)	ND	20	10	mg/kg	

CAS No.	Surrogate Recoveries	Limits
630-01-3	Hexacosane	96% 45-140%

7.1.4  
7

# Blank Spike/Blank Spike Duplicate Summary

**Job Number:** C17723  
**Account:** IRISECAO Iris Environmental  
**Project:** Romic Soil Investigation(Romic EPA) - 2081 Bay Road,East Palo Alto,CA

Sample	File ID	DF	Analyzed	By	Prep Date	Prep Batch	Analytical Batch
OP4516-BS	OO24364.D	1	09/06/11	RV	09/01/11	OP4516	G00768
OP4516-BSD	OO24365.D	1	09/07/11	RV	09/01/11	OP4516	G00768

**The QC reported here applies to the following samples:** **Method:** SW846 8081A

C17723-4, C17723-5, C17723-6, C17723-7, C17723-8, C17723-9, C17723-20, C17723-21, C17723-22, C17723-23, C17723-24, C17723-26, C17723-22A, C17723-24A

CAS No.	Compound	Spike ug/kg	BSP ug/kg	BSP %	BSD ug/kg	BSD %	RPD	Limits Rec/RPD
309-00-2	Aldrin	100	74.7	75	68.1	68	9	40-140/30
319-84-6	alpha-BHC	100	84.1	84	75.4	75	11	40-140/30
319-85-7	beta-BHC	100	84.4	84	78.4	78	7	40-140/30
319-86-8	delta-BHC	100	83.1	83	78.4	78	6	40-140/30
58-89-9	gamma-BHC (Lindane)	100	82.5	83	74.8	75	10	40-140/30
60-57-1	Dieldrin	100	87.3	87	83.1	83	5	40-145/30
72-54-8	4,4'-DDD	100	97.1	97	99.4	99	2	40-140/30
72-55-9	4,4'-DDE	100	82.2	82	80.8	81	2	40-140/30
50-29-3	4,4'-DDT	100	88.9	89	89.6	90	1	40-140/30
72-20-8	Endrin	100	88.7	89	85.3	85	4	40-140/30
7421-93-4	Endrin aldehyde	100	95.3	95	94.9	95	0	40-140/30
959-98-8	Endosulfan-I	100	83.0	83	82.9	83	0	40-140/30
33213-65-9	Endosulfan-II	100	100	100	99.8	100	0	40-140/30
1031-07-8	Endosulfan sulfate	100	114	114	114	114	0	40-140/30
76-44-8	Heptachlor	100	69.3	69	62.4	62	10	40-140/30
1024-57-3	Heptachlor epoxide	100	81.7	82	75.2	75	8	40-140/30
72-43-5	Methoxychlor	100	109	109	109	109	0	40-140/30

CAS No.	Surrogate Recoveries	BSP	BSD	Limits
877-09-8	Tetrachloro-m-xylene	75%	69%	35-132%
877-09-8	Tetrachloro-m-xylene	73%	67%	35-132%
2051-24-3	Decachlorobiphenyl	87%	88%	35-132%
2051-24-3	Decachlorobiphenyl	95%	97%	35-132%

7.2.1  
7

# Blank Spike/Blank Spike Duplicate Summary

**Job Number:** C17723  
**Account:** IRISECAO Iris Environmental  
**Project:** Romic Soil Investigation(Romic EPA) - 2081 Bay Road,East Palo Alto,CA

Sample	File ID	DF	Analyzed	By	Prep Date	Prep Batch	Analytical Batch
OP4552-BS	OO24456.D	1	09/08/11	RV	09/07/11	OP4552	G00771
OP4552-BSD	OO24457.D	1	09/08/11	RV	09/07/11	OP4552	G00771

**The QC reported here applies to the following samples:** **Method:** SW846 8082

C17723-4, C17723-5, C17723-6, C17723-7, C17723-8, C17723-9, C17723-20, C17723-21, C17723-22, C17723-23, C17723-26, C17723-30, C17723-31, C17723-32, C17723-22A, C17723-24A

CAS No.	Compound	Spike ug/kg	BSP ug/kg	BSP %	BSD ug/kg	BSD %	RPD	Limits Rec/RPD
12674-11-2	Aroclor 1016	400	352	88	350	88	1	40-145/30
11096-82-5	Aroclor 1260	400	374	94	379	95	1	40-145/30

CAS No.	Surrogate Recoveries	BSP	BSD	Limits
877-09-8	Tetrachloro-m-xylene	85%	82%	45-108%
877-09-8	Tetrachloro-m-xylene	81%	79%	45-108%
2051-24-3	Decachlorobiphenyl	103%	101%	54-121%
2051-24-3	Decachlorobiphenyl	86%	86%	54-121%

7.2.2  
7



# Blank Spike/Blank Spike Duplicate Summary

**Job Number:** C17723  
**Account:** IRISECAO Iris Environmental  
**Project:** Romic Soil Investigation(Romic EPA) - 2081 Bay Road,East Palo Alto,CA

Sample	File ID	DF	Analyzed	By	Prep Date	Prep Batch	Analytical Batch
OP4561-BS	OO24531.D	1	09/10/11	RV	09/09/11	OP4561	G00773
OP4561-BSD	OO24532.D	1	09/10/11	RV	09/09/11	OP4561	G00773

The QC reported here applies to the following samples: Method: SW846 8082

C17723-24

CAS No.	Compound	Spike ug/kg	BSP ug/kg	BSP %	BSD ug/kg	BSD %	RPD	Limits Rec/RPD
12674-11-2	Aroclor 1016	400	352	88	354	89	1	40-145/30
11096-82-5	Aroclor 1260	400	388	97	383	96	1	40-145/30

CAS No.	Surrogate Recoveries	BSP	BSD	Limits
877-09-8	Tetrachloro-m-xylene	83%	83%	45-108%
877-09-8	Tetrachloro-m-xylene	80%	81%	45-108%
2051-24-3	Decachlorobiphenyl	108%	99%	54-121%
2051-24-3	Decachlorobiphenyl	81%	82%	54-121%

7.2.3  
7

# Blank Spike/Blank Spike Duplicate Summary

**Job Number:** C17723  
**Account:** IRISECAO Iris Environmental  
**Project:** Romic Soil Investigation(Romic EPA) - 2081 Bay Road,East Palo Alto,CA

Sample	File ID	DF	Analyzed	By	Prep Date	Prep Batch	Analytical Batch
OP4524-BS	GG28271.D	1	09/05/11	JH	09/02/11	OP4524	GGG754
OP4524-BSD	GG28272.D	1	09/05/11	JH	09/02/11	OP4524	GGG754

**The QC reported here applies to the following samples:** **Method:** SW846 8015B M

C17723-4, C17723-5, C17723-6, C17723-7, C17723-8, C17723-9, C17723-20, C17723-21, C17723-22, C17723-23, C17723-24, C17723-26, C17723-22A, C17723-24A

CAS No.	Compound	Spike mg/kg	BSP mg/kg	BSP %	BSD mg/kg	BSD %	RPD	Limits Rec/RPD
	TPH (C10-C28)	100	66.6	67	62.7	63	6	45-140/30
	TPH (> C28-C40)	100	74.2	74	73.8	74	1	45-140/30

CAS No.	Surrogate Recoveries	BSP	BSD	Limits
630-01-3	Hexacosane	99%	99%	45-140%

7.2.4  
7

# Matrix Spike/Matrix Spike Duplicate Summary

**Job Number:** C17723  
**Account:** IRISECAO Iris Environmental  
**Project:** Romic Soil Investigation(Romic EPA) - 2081 Bay Road,East Palo Alto,CA

Sample	File ID	DF	Analyzed	By	Prep Date	Prep Batch	Analytical Batch
OP4552-MS	OO24480.D	1	09/09/11	RV	09/07/11	OP4552	GOO771
OP4552-MSD	OO24481.D	1	09/09/11	RV	09/07/11	OP4552	GOO771
C17710-6	OO24477.D	1	09/09/11	RV	09/07/11	OP4552	GOO771

**The QC reported here applies to the following samples:** **Method:** SW846 8082

C17723-4, C17723-5, C17723-6, C17723-7, C17723-8, C17723-9, C17723-20, C17723-21, C17723-22, C17723-23, C17723-26, C17723-30, C17723-31, C17723-32, C17723-22A, C17723-24A

CAS No.	Compound	C17710-6 ug/kg	Spike Q ug/kg	MS ug/kg	MS %	MSD ug/kg	MSD %	RPD	Limits Rec/RPD
12674-11-2	Aroclor 1016	ND	400	341	85	336	84	1	40-145/40
11096-82-5	Aroclor 1260	ND	400	397	99	398	100	0	40-145/40

CAS No.	Surrogate Recoveries	MS	MSD	C17710-6	Limits
877-09-8	Tetrachloro-m-xylene	81%	80%	64%	45-108%
877-09-8	Tetrachloro-m-xylene	77%	75%	59%	45-108%
2051-24-3	Decachlorobiphenyl	108%	107%	82%	54-121%
2051-24-3	Decachlorobiphenyl	92%	92%	70%	54-121%

7.3.1  
7

## Metals Analysis

---

### QC Data Summaries

---

Includes the following where applicable:

- Method Blank Summaries
- Matrix Spike and Duplicate Summaries
- Blank Spike and Lab Control Sample Summaries
- Serial Dilution Summaries

BLANK RESULTS SUMMARY  
Part 2 - Method Blanks

Login Number: C17723  
Account: IRISECAO - Iris Environmental  
Project: Romic Soil Investigation(Romic EPA) - 2081 Bay Road,East Palo Alto,CA

QC Batch ID: MP3925  
Matrix Type: SOLID

Methods: SW846 6010B  
Units: mg/kg

Prep Date: 09/04/11

Metal	RL	IDL	MDL	MB raw	final
Aluminum	20	1.3	2		
Antimony	2.0	.07	.087	0.030	<2.0
Arsenic	2.0	.07	.07	-0.030	<2.0
Barium	20	.04	.035	0.18	<20
Beryllium	1.0	.02	.012	0.0	<1.0
Boron	10	.09	.2		
Cadmium	1.0	.02	.015	0.0	<1.0
Calcium	500	.71	7.6		
Chromium	1.0	.03	.054	0.11	<1.0
Cobalt	1.0	.02	.022	0.010	<1.0
Copper	2.5	.12	.19	0.28	<2.5
Iron	20	.64	1.6		
Lead	2.0	.07	.054	0.040	<2.0
Magnesium	500	2.7	1.5		
Manganese	1.5	.01	.054		
Molybdenum	2.0	.02	.024	0.010	<2.0
Nickel	1.0	.02	.024	0.030	<1.0
Potassium	1000	1.8	1.3		
Selenium	2.0	.18	.23	0.17	<2.0
Silicon		.12			
Silver	1.0	.03	.044	-0.050	<1.0
Sodium	1000	1.5	4.8		
Strontium	1.0	.02	.017		
Thallium	2.0	.05	.073	-0.020	<2.0
Tin	50	.02	.41		
Titanium	1.0	.04	.079		
Vanadium	1.0	.03	.025	0.030	<1.0
Zinc	2.0	.03	.098	0.25	<2.0

Associated samples MP3925: C17723-22, C17723-23, C17723-24, C17723-26, C17723-27, C17723-28, C17723-29, C17723-30, C17723-31, C17723-32, C17723-22A, C17723-24A

Results < IDL are shown as zero for calculation purposes  
(\* ) Outside of QC limits  
(anr) Analyte not requested

MATRIX SPIKE AND DUPLICATE RESULTS SUMMARY

Login Number: C17723  
 Account: IRISECAO - Iris Environmental  
 Project: Romic Soil Investigation(Romic EPA) - 2081 Bay Road,East Palo Alto,CA

QC Batch ID: MP3925  
 Matrix Type: SOLID

Methods: SW846 6010B  
 Units: mg/kg

Prep Date: 09/04/11

Metal	C17723-22 Original MS		SpikeLot MPIR4A	% Rec	QC Limits
Aluminum					
Antimony	0.98	11.6	45	23.6N(a)	75-125
Arsenic	4.2	44.0	45	88.4	75-125
Barium	40.1	80.9	45	90.6	75-125
Beryllium	0.81	40.2	45	87.4	75-125
Boron					
Cadmium	13.5	52.3	45	86.1	75-125
Calcium					
Chromium	149	202	45	117.7	75-125
Cobalt	10.8	51.2	45	89.7	75-125
Copper	37.2	76.4	45	87.0	75-125
Iron					
Lead	66.4	115	45	107.9	75-125
Magnesium					
Manganese					
Molybdenum	1.1	37.7	45	81.3	75-125
Nickel	56.3	99.9	45	96.8	75-125
Potassium					
Selenium	0.0	38.5	45	85.5	75-125
Silicon					
Silver	0.41	40.5	45	89.0	75-125
Sodium					
Strontium					
Thallium	0.0	41.7	45	92.6	75-125
Tin					
Titanium					
Vanadium	41.6	82.8	45	91.5	75-125
Zinc	141	168	45	59.9N(a)	75-125

Associated samples MP3925: C17723-22, C17723-23, C17723-24, C17723-26, C17723-27, C17723-28, C17723-29, C17723-30, C17723-31, C17723-32, C17723-22A, C17723-24A

Results < IDL are shown as zero for calculation purposes  
 (\*) Outside of QC limits  
 (N) Matrix Spike Rec. outside of QC limits  
 (anr) Analyte not requested  
 (a) Spike recovery indicates possible matrix interference.

MATRIX SPIKE AND DUPLICATE RESULTS SUMMARY

Login Number: C17723  
 Account: IRISECAO - Iris Environmental  
 Project: Romic Soil Investigation(Romic EPA) - 2081 Bay Road,East Palo Alto,CA

QC Batch ID: MP3925  
 Matrix Type: SOLID

Methods: SW846 6010B  
 Units: mg/kg

Prep Date: 09/04/11

Metal	C17723-22 Original MSD		SpikeLot MPIR4A % Rec		MSD RPD	QC Limit
Aluminum						
Antimony	0.98	12.0	46.3	23.8N(a)	3.4	20
Arsenic	4.2	45.7	46.3	89.6	3.8	20
Barium	40.1	83.7	46.3	94.2	3.4	20
Beryllium	0.81	42.1	46.3	89.2	4.6	20
Boron						
Cadmium	13.5	56.2	46.3	92.2	7.2	20
Calcium						
Chromium	149	211	46.3	133.9N(a)	4.4	20
Cobalt	10.8	53.1	46.3	91.4	3.6	20
Copper	37.2	79.3	46.3	90.9	3.7	20
Iron						
Lead	66.4	105	46.3	83.4	9.1	20
Magnesium						
Manganese						
Molybdenum	1.1	39.1	46.3	82.1	3.6	20
Nickel	56.3	104	46.3	103.0	4.0	20
Potassium						
Selenium	0.0	40.1	46.3	86.6	4.1	20
Silicon						
Silver	0.41	42.8	46.3	91.6	5.5	20
Sodium						
Strontium						
Thallium	0.0	43.5	46.3	94.0	4.2	20
Tin						
Titanium						
Vanadium	41.6	86.1	46.3	96.1	3.9	20
Zinc	141	192	46.3	110.2	13.3	20

Associated samples MP3925: C17723-22, C17723-23, C17723-24, C17723-26, C17723-27, C17723-28, C17723-29, C17723-30, C17723-31, C17723-32, C17723-22A, C17723-24A

Results < IDL are shown as zero for calculation purposes  
 (\*) Outside of QC limits  
 (N) Matrix Spike Rec. outside of QC limits  
 (anr) Analyte not requested  
 (a) Spike recovery indicates possible matrix interference.

8.12  
 8

SPIKE BLANK AND LAB CONTROL SAMPLE SUMMARY

Login Number: C17723  
 Account: IRISECAO - Iris Environmental  
 Project: Romic Soil Investigation(Romic EPA) - 2081 Bay Road,East Palo Alto,CA

QC Batch ID: MP3925  
 Matrix Type: SOLID

Methods: SW846 6010B  
 Units: mg/kg

Prep Date: 09/04/11

Metal	BSP Result	Spikelot MPIR4A	% Rec	QC Limits
Aluminum				
Antimony	46.7	50	93.4	80-120
Arsenic	46.9	50	93.8	80-120
Barium	46.0	50	92.0	80-120
Beryllium	45.4	50	90.8	80-120
Boron				
Cadmium	45.6	50	91.2	80-120
Calcium				
Chromium	49.3	50	98.6	80-120
Cobalt	49.4	50	98.8	80-120
Copper	45.6	50	91.2	80-120
Iron				
Lead	46.8	50	93.6	80-120
Magnesium				
Manganese				
Molybdenum	47.4	50	94.8	80-120
Nickel	46.4	50	92.8	80-120
Potassium				
Selenium	46.4	50	92.8	80-120
Silicon				
Silver	45.2	50	90.4	80-120
Sodium				
Strontium				
Thallium	48.3	50	96.6	80-120
Tin				
Titanium				
Vanadium	47.5	50	95.0	80-120
Zinc	50.7	50	101.4	80-120

Associated samples MP3925: C17723-22, C17723-23, C17723-24, C17723-26, C17723-27, C17723-28, C17723-29, C17723-30, C17723-31, C17723-32, C17723-22A, C17723-24A

Results < IDL are shown as zero for calculation purposes  
 (\*) Outside of QC limits  
 (anr) Analyte not requested

8.1.3  
8



SERIAL DILUTION RESULTS SUMMARY

Login Number: C17723  
 Account: IRISECAO - Iris Environmental  
 Project: Romic Soil Investigation(Romic EPA) - 2081 Bay Road,East Palo Alto,CA

QC Batch ID: MP3925  
 Matrix Type: SOLID

Methods: SW846 6010B  
 Units: ug/l

Prep Date: 09/04/11

Metal	C17723-22 Original SDL 1:5		%DIF	QC Limits
Aluminum				
Antimony	10.3	12.1	17.5 (a)	0-10
Arsenic	43.7	41.7	4.6	0-10
Barium	421	492	16.9*(b)	0-10
Beryllium	8.50	9.60	12.9 (a)	0-10
Boron				
Cadmium	142	147	3.6	0-10
Calcium				
Chromium	1570	1800	14.8*(b)	0-10
Cobalt	114	121	6.5	0-10
Copper	391	447	14.3*(b)	0-10
Iron				
Lead	697	715	2.5	0-10
Magnesium				
Manganese				
Molybdenum	11.1	9.40	15.3*(b)	0-10
Nickel	591	594	0.5	0-10
Potassium				
Selenium	0.00	0.00	NC	0-10
Silicon				
Silver	4.30	11.9	176.7(a)	0-10
Sodium				
Strontium				
Thallium	0.00	2.90		0-10
Tin				
Titanium				
Vanadium	437	495	13.3*(b)	0-10
Zinc	1480	1580	7.0	0-10

Associated samples MP3925: C17723-22, C17723-23, C17723-24, C17723-26, C17723-27, C17723-28, C17723-29, C17723-30, C17723-31, C17723-32, C17723-22A, C17723-24A

Results < IDL are shown as zero for calculation purposes

(\*) Outside of QC limits

(anr) Analyte not requested

(a) Percent difference acceptable due to low initial sample concentration (< 50 times IDL).

(b) Serial dilution indicates possible matrix interference.

8.1.4  
8

BLANK RESULTS SUMMARY  
Part 2 - Method Blanks

Login Number: C17723  
Account: IRISECAO - Iris Environmental  
Project: Romic Soil Investigation(Romic EPA) - 2081 Bay Road,East Palo Alto,CA

QC Batch ID: MP3926  
Matrix Type: SOLID

Methods: SW846 6010B  
Units: mg/kg

Prep Date: 09/04/11

Metal	RL	IDL	MDL	MB raw	final
Aluminum	20	1.3	2		
Antimony	2.0	.07	.087	-0.030	<2.0
Arsenic	2.0	.07	.07	0.10	<2.0
Barium	20	.04	.035	0.33	<20
Beryllium	1.0	.02	.012	0.0	<1.0
Boron	10	.09	.2		
Cadmium	1.0	.02	.015	-0.010	<1.0
Calcium	500	.71	7.6		
Chromium	1.0	.03	.054	0.17	<1.0
Cobalt	1.0	.02	.022	0.010	<1.0
Copper	2.5	.12	.19	0.33	<2.5
Iron	20	.64	1.6		
Lead	2.0	.07	.054	0.14	<2.0
Magnesium	500	2.7	1.5		
Manganese	1.5	.01	.054		
Molybdenum	2.0	.02	.024	0.0	<2.0
Nickel	1.0	.02	.024	0.050	<1.0
Potassium	1000	1.8	1.3		
Selenium	2.0	.18	.23	0.070	<2.0
Silicon		.12			
Silver	1.0	.03	.044	0.010	<1.0
Sodium	1000	1.5	4.8		
Strontium	1.0	.02	.017		
Thallium	2.0	.05	.073	0.0	<2.0
Tin	50	.02	.41		
Titanium	1.0	.04	.079		
Vanadium	1.0	.03	.025	0.050	<1.0
Zinc	2.0	.03	.098	0.29	<2.0

Associated samples MP3926: C17723-1, C17723-2, C17723-3, C17723-4, C17723-5, C17723-6, C17723-7, C17723-8, C17723-9, C17723-10, C17723-11, C17723-12, C17723-13, C17723-14, C17723-15, C17723-16, C17723-17, C17723-18, C17723-20, C17723-21

Results < IDL are shown as zero for calculation purposes  
(\* ) Outside of QC limits  
(anr) Analyte not requested

MATRIX SPIKE AND DUPLICATE RESULTS SUMMARY

Login Number: C17723  
 Account: IRISECAO - Iris Environmental  
 Project: Romic Soil Investigation(Romic EPA) - 2081 Bay Road,East Palo Alto,CA

QC Batch ID: MP3926  
 Matrix Type: SOLID

Methods: SW846 6010B  
 Units: mg/kg

Prep Date: 09/04/11

Metal	C17723-1 Original MS		SpikeLot MPIR4A	% Rec	QC Limits
Aluminum					
Antimony	16.4	31.2	47.2	31.2N(a)	75-125
Arsenic	16.0	52.4	47.2	77.2	75-125
Barium	540	600	47.2	142.0(b)	75-125
Beryllium	0.44	44.3	47.2	93.9	75-125
Boron					
Cadmium	31.9	78.4	47.2	96.2	75-125
Calcium					
Chromium	502	552	47.2	65.7 (b)	75-125
Cobalt	240	265	47.2	40.3 (b)	75-125
Copper	249	323	47.2	120.8	75-125
Iron					
Lead	1900	1930	47.2	63.6 (b)	75-125
Magnesium					
Manganese					
Molybdenum	51.3	19.8	47.2	42.0N(a)	75-125
Nickel	32.5	73.9	47.2	89.0	75-125
Potassium					
Selenium	0.0	26.3	47.2	55.8N(a)	75-125
Silicon					
Silver	125	170	47.2	82.7	75-125
Sodium					
Strontium					
Thallium	0.0	36.1	47.2	76.5	75-125
Tin					
Titanium					
Vanadium	23.1	65.1	47.2	88.2	75-125
Zinc	4160	4830	47.2	614.8(b)	75-125

Associated samples MP3926: C17723-1, C17723-2, C17723-3, C17723-4, C17723-5, C17723-6, C17723-7, C17723-8, C17723-9, C17723-10, C17723-11, C17723-12, C17723-13, C17723-14, C17723-15, C17723-16, C17723-17, C17723-18, C17723-20, C17723-21

Results < IDL are shown as zero for calculation purposes

(\*) Outside of QC limits

(N) Matrix Spike Rec. outside of QC limits

(anr) Analyte not requested

(a) Spike recovery indicates possible matrix interference.

(b) Spike amount low relative to the sample amount. Refer to lab control or spike blank for recovery

MATRIX SPIKE AND DUPLICATE RESULTS SUMMARY

Login Number: C17723

Account: IRISECAO - Iris Environmental

Project: Romic Soil Investigation(Romic EPA) - 2081 Bay Road,East Palo Alto,CA

QC Batch ID: MP3926

Methods: SW846 6010B

Matrix Type: SOLID

Units: mg/kg

Prep Date:

Metal

information.

8.2.2

8

MATRIX SPIKE AND DUPLICATE RESULTS SUMMARY

Login Number: C17723  
 Account: IRISECAO - Iris Environmental  
 Project: Romic Soil Investigation(Romic EPA) - 2081 Bay Road,East Palo Alto,CA

QC Batch ID: MP3926  
 Matrix Type: SOLID

Methods: SW846 6010B  
 Units: mg/kg

Prep Date: 09/04/11

Metal	C17723-1 Original	MSD	Spike/lot MPIR4A	% Rec	MSD RPD	QC Limit
Aluminum						
Antimony	16.4	29.1	45.5	27.7N(a)	7.0	20
Arsenic	16.0	52.8	45.5	81.0	0.8	20
Barium	540	506	45.5	-59.4(b)	17.0	20
Beryllium	0.44	41.7	45.5	91.7	6.0	20
Boron						
Cadmium	31.9	71.6	45.5	84.9	9.1	20
Calcium						
Chromium	502	493	45.5	-61.6(b)	11.3	20
Cobalt	240	304	45.5	127.6(b)	13.7	20
Copper	249	281	45.5	33.0 (b)	13.9	20
Iron						
Lead	1900	1630	45.5	-594.0(b)	16.9	20
Magnesium						
Manganese						
Molybdenum	51.3	1.2	45.5	2.6N (a)	177.1 (c)	20
Nickel	32.5	70.0	45.5	83.8	5.4	20
Potassium						
Selenium	0.0	20.2 (a)	45.5	44.4N(a)	26.2 (c)	20
Silicon						
Silver	125	137 (a)	45.5	13.2N(a)	21.5 (c)	20
Sodium						
Strontium						
Thallium	0.0	32.9	45.5	72.4N(a)	9.3	20
Tin						
Titanium						
Vanadium	23.1	60.6	45.5	81.6	7.2	20
Zinc	4160	4230	45.5	-682.0(b)	13.2	20

Associated samples MP3926: C17723-1, C17723-2, C17723-3, C17723-4, C17723-5, C17723-6, C17723-7, C17723-8, C17723-9, C17723-10, C17723-11, C17723-12, C17723-13, C17723-14, C17723-15, C17723-16, C17723-17, C17723-18, C17723-20, C17723-21

Results < IDL are shown as zero for calculation purposes

(\*) Outside of QC limits

(N) Matrix Spike Rec. outside of QC limits

(anr) Analyte not requested

(a) Spike recovery indicates possible matrix interference.

(b) Spike amount low relative to the sample amount. Refer to lab control or spike blank for recovery

MATRIX SPIKE AND DUPLICATE RESULTS SUMMARY

Login Number: C17723

Account: IRISECAO - Iris Environmental

Project: Romic Soil Investigation(Romic EPA) - 2081 Bay Road,East Palo Alto,CA

QC Batch ID: MP3926

Methods: SW846 6010B

Matrix Type: SOLID

Units: mg/kg

Prep Date:

Metal

information.

(c) High RPD indicates possible matrix interference and/or sample nonhomogeneity.

SPIKE BLANK AND LAB CONTROL SAMPLE SUMMARY

Login Number: C17723  
 Account: IRISECAO - Iris Environmental  
 Project: Romic Soil Investigation(Romic EPA) - 2081 Bay Road,East Palo Alto,CA

QC Batch ID: MP3926  
 Matrix Type: SOLID

Methods: SW846 6010B  
 Units: mg/kg

Prep Date: 09/04/11

Metal	BSP Result	Spikelot MPIR4A	% Rec	QC Limits
Aluminum				
Antimony	46.2	50	92.4	80-120
Arsenic	46.9	50	93.8	80-120
Barium	49.6	50	99.2	80-120
Beryllium	47.6	50	95.2	80-120
Boron				
Cadmium	46.0	50	92.0	80-120
Calcium				
Chromium	49.9	50	99.8	80-120
Cobalt	48.5	50	97.0	80-120
Copper	45.4	50	90.8	80-120
Iron				
Lead	46.3	50	92.6	80-120
Magnesium				
Manganese				
Molybdenum	47.0	50	94.0	80-120
Nickel	46.4	50	92.8	80-120
Potassium				
Selenium	46.0	50	92.0	80-120
Silicon				
Silver	45.1	50	90.2	80-120
Sodium				
Strontium				
Thallium	48.1	50	96.2	80-120
Tin				
Titanium				
Vanadium	47.1	50	94.2	80-120
Zinc	50.6	50	101.2	80-120

Associated samples MP3926: C17723-1, C17723-2, C17723-3, C17723-4, C17723-5, C17723-6, C17723-7, C17723-8, C17723-9, C17723-10, C17723-11, C17723-12, C17723-13, C17723-14, C17723-15, C17723-16, C17723-17, C17723-18, C17723-20, C17723-21

Results < IDL are shown as zero for calculation purposes  
 (\*) Outside of QC limits  
 (anr) Analyte not requested

SERIAL DILUTION RESULTS SUMMARY

Login Number: C17723  
 Account: IRISECAO - Iris Environmental  
 Project: Romic Soil Investigation(Romic EPA) - 2081 Bay Road,East Palo Alto,CA

QC Batch ID: MP3926  
 Matrix Type: SOLID

Methods: SW846 6010B  
 Units: ug/l

Prep Date: 09/04/11

Metal	C17723-1 Original SDL 1:5		%DIF	QC Limits
Aluminum				
Antimony	171	171	0.1	0-10
Arsenic	162	163	0.6	0-10
Barium	5620	6380	13.6*(a)	0-10
Beryllium	4.60	0.00		0-10
Boron				
Cadmium	332	337	1.5	0-10
Calcium				
Chromium	5220	5910	13.3*(a)	0-10
Cobalt	2490	2620	5.3	0-10
Copper	2590	2770	6.9	0-10
Iron				
Lead	19900	20600	3.7	0-10
Magnesium				
Manganese				
Molybdenum	534	550	3.1	0-10
Nickel	338	340	0.6	0-10
Potassium				
Selenium	0.00	0.00	NC	0-10
Silicon				
Silver	1300	1500	14.8*(a)	0-10
Sodium				
Strontium				
Thallium	0.00	0.00	NC	0-10
Tin				
Titanium				
Vanadium	241	272	13.3*(a)	0-10
Zinc	43300	52400	21.2*(a)	0-10

Associated samples MP3926: C17723-1, C17723-2, C17723-3, C17723-4, C17723-5, C17723-6, C17723-7, C17723-8, C17723-9, C17723-10, C17723-11, C17723-12, C17723-13, C17723-14, C17723-15, C17723-16, C17723-17, C17723-18, C17723-20, C17723-21

Results < IDL are shown as zero for calculation purposes  
 (\*) Outside of QC limits  
 (anr) Analyte not requested  
 (a) Serial dilution indicates possible matrix interference.



BLANK RESULTS SUMMARY  
Part 2 - Method Blanks

Login Number: C17723  
Account: IRISECAO - Iris Environmental  
Project: Romic Soil Investigation(Romic EPA) - 2081 Bay Road,East Palo Alto,CA

QC Batch ID: MP3951  
Matrix Type: SOLID

Methods: SW846 7471A  
Units: mg/kg

Prep Date: 09/09/11

Metal	RL	IDL	MDL	MB raw	final
Mercury	0.042	.0017	.0043	0.0023	<0.042

Associated samples MP3951: C17723-1, C17723-2, C17723-3, C17723-4, C17723-5, C17723-6, C17723-7, C17723-8, C17723-9, C17723-10, C17723-11, C17723-12, C17723-13, C17723-14, C17723-15, C17723-16, C17723-17, C17723-18, C17723-20, C17723-21

Results < IDL are shown as zero for calculation purposes  
(\* ) Outside of QC limits  
(anr) Analyte not requested

8.3.1  
8

MATRIX SPIKE AND DUPLICATE RESULTS SUMMARY

Login Number: C17723

Account: IRISECAO - Iris Environmental

Project: Romic Soil Investigation(Romic EPA) - 2081 Bay Road,East Palo Alto,CA

QC Batch ID: MP3951

Methods: SW846 7471A

Matrix Type: SOLID

Units: mg/kg

Prep Date: 09/09/11

Metal	C17723-1 Original MS	Spike lot	HGPWS1	% Rec	QC Limits
-------	-------------------------	--------------	--------	-------	--------------

Mercury 6.4 6.6 0.333 61.0 (a) 75-125

Associated samples MP3951: C17723-1, C17723-2, C17723-3, C17723-4, C17723-5, C17723-6, C17723-7, C17723-8, C17723-9, C17723-10, C17723-11, C17723-12, C17723-13, C17723-14, C17723-15, C17723-16, C17723-17, C17723-18, C17723-20, C17723-21

Results < IDL are shown as zero for calculation purposes

(\*) Outside of QC limits

(N) Matrix Spike Rec. outside of QC limits

(anr) Analyte not requested

(a) Spike amount low relative to the sample amount. Refer to lab control or spike blank for recovery information.

8.3.2

8

MATRIX SPIKE AND DUPLICATE RESULTS SUMMARY

Login Number: C17723  
 Account: IRISECAO - Iris Environmental  
 Project: Romic Soil Investigation(Romic EPA) - 2081 Bay Road,East Palo Alto,CA

QC Batch ID: MP3951 Methods: SW846 7471A  
 Matrix Type: SOLID Units: mg/kg

Prep Date: 09/09/11

Metal	C17723-1 Original MSD	Spikelot HGPWS1	% Rec	MSD RPD	QC Limit
Mercury	6.4	6.9	0.317	158.0(a) 4.4	20

Associated samples MP3951: C17723-1, C17723-2, C17723-3, C17723-4, C17723-5, C17723-6, C17723-7, C17723-8, C17723-9, C17723-10, C17723-11, C17723-12, C17723-13, C17723-14, C17723-15, C17723-16, C17723-17, C17723-18, C17723-20, C17723-21

Results < IDL are shown as zero for calculation purposes

- (\*) Outside of QC limits
- (N) Matrix Spike Rec. outside of QC limits
- (anr) Analyte not requested
- (a) Spike amount low relative to the sample amount. Refer to lab control or spike blank for recovery information.

8.3.2  
8

SPIKE BLANK AND LAB CONTROL SAMPLE SUMMARY

Login Number: C17723

Account: IRISECAO - Iris Environmental

Project: Romic Soil Investigation(Romic EPA) - 2081 Bay Road,East Palo Alto,CA

QC Batch ID: MP3951

Methods: SW846 7471A

Matrix Type: SOLID

Units: mg/kg

Prep Date: 09/09/11

Metal	BSP Result	Spikelot HGPWS1	% Rec	QC Limits
Mercury	0.16	0.167	96.0	80-120

Associated samples MP3951: C17723-1, C17723-2, C17723-3, C17723-4, C17723-5, C17723-6, C17723-7, C17723-8, C17723-9, C17723-10, C17723-11, C17723-12, C17723-13, C17723-14, C17723-15, C17723-16, C17723-17, C17723-18, C17723-20, C17723-21

Results < IDL are shown as zero for calculation purposes

(\*) Outside of QC limits

(anr) Analyte not requested

8.3.3  
8

BLANK RESULTS SUMMARY  
Part 2 - Method Blanks

Login Number: C17723  
Account: IRISECAO - Iris Environmental  
Project: Romic Soil Investigation(Romic EPA) - 2081 Bay Road,East Palo Alto,CA

QC Batch ID: MP3952  
Matrix Type: SOLID

Methods: SW846 7471A  
Units: mg/kg

Prep Date: 09/09/11

Metal	RL	IDL	MDL	MB raw	final
Mercury	0.042	.0017	.0043	0.0023	<0.042

Associated samples MP3952: C17723-22, C17723-23, C17723-24, C17723-26, C17723-27, C17723-28, C17723-29, C17723-30, C17723-31, C17723-32, C17723-22A, C17723-24A

Results < IDL are shown as zero for calculation purposes  
(\* ) Outside of QC limits  
(anr) Analyte not requested

8.4.1

8

MATRIX SPIKE AND DUPLICATE RESULTS SUMMARY

Login Number: C17723  
 Account: IRISECAO - Iris Environmental  
 Project: Romic Soil Investigation(Romic EPA) - 2081 Bay Road,East Palo Alto,CA

QC Batch ID: MP3952 Methods: SW846 7471A  
 Matrix Type: SOLID Units: mg/kg

Prep Date: 09/09/11

Metal	C17723-26 Original MS	Spike lot	HGPWS1 % Rec	QC Limits
-------	--------------------------	--------------	-----------------	--------------

Mercury 8.5 9.5 0.317 315.0(a) 75-125

Associated samples MP3952: C17723-22, C17723-23, C17723-24, C17723-26, C17723-27, C17723-28, C17723-29, C17723-30, C17723-31, C17723-32, C17723-22A, C17723-24A

Results < IDL are shown as zero for calculation purposes

(\*) Outside of QC limits

(N) Matrix Spike Rec. outside of QC limits

(anr) Analyte not requested

(a) Spike amount low relative to the sample amount. Refer to lab control or spike blank for recovery information.

8.4.2  
8

MATRIX SPIKE AND DUPLICATE RESULTS SUMMARY

Login Number: C17723  
 Account: IRISECAO - Iris Environmental  
 Project: Romic Soil Investigation(Romic EPA) - 2081 Bay Road,East Palo Alto,CA

QC Batch ID: MP3952 Methods: SW846 7471A  
 Matrix Type: SOLID Units: mg/kg

Prep Date: 09/09/11

Metal	C17723-26 Original MSD	Spike lot	HGPWSI	% Rec	MSD RPD	QC Limit
Mercury	8.5	9.4	0.303	297.0(a)	1.1	20

Associated samples MP3952: C17723-22, C17723-23, C17723-24, C17723-26, C17723-27, C17723-28, C17723-29, C17723-30, C17723-31, C17723-32, C17723-22A, C17723-24A

Results < IDL are shown as zero for calculation purposes

(\*) Outside of QC limits

(N) Matrix Spike Rec. outside of QC limits

(anr) Analyte not requested

(a) Spike amount low relative to the sample amount. Refer to lab control or spike blank for recovery information.

8.4.2  
8

SPIKE BLANK AND LAB CONTROL SAMPLE SUMMARY

Login Number: C17723

Account: IRISECAO - Iris Environmental

Project: Romic Soil Investigation(Romic EPA) - 2081 Bay Road,East Palo Alto,CA

QC Batch ID: MP3952

Methods: SW846 7471A

Matrix Type: SOLID

Units: mg/kg

Prep Date: 09/09/11

Metal	BSP Result	Spikelot HGPWS1	% Rec	QC Limits
-------	---------------	--------------------	-------	--------------

Mercury 0.16 0.167 96.0 80-120

Associated samples MP3952: C17723-22, C17723-23, C17723-24, C17723-26, C17723-27, C17723-28, C17723-29, C17723-30, C17723-31, C17723-32, C17723-22A, C17723-24A

Results < IDL are shown as zero for calculation purposes

(\*) Outside of QC limits

(anr) Analyte not requested

8.4.3

8



## **Appendix E**

### **Septic Tank Data Tables and Laboratory Analytical Data**

## **Appendix E**

### **Septic Tank Data Tables and Laboratory Analytical Data**

## **Tables**

**Table E-1. Analytical Results - Total Petroleum Hydrocarbons (TPH)**

<b>SAMPLE ID</b>	SUMP-290109	SUMP-180309N	SUMP-180309S
<b>MATRIX</b>	Water	Sludge	Sludge
<b>COLLECTION DATE</b>	1/29/2009	3/18/2009	3/18/2009
<b>UNITS</b>	µg/L	mg/kg	mg/kg
TPH - Gasoline	<b>200</b>	<b>29</b>	<b>11</b>
TPH - Diesel	<50	<b>2,100 Y</b>	<b>930 Y</b>
TPH - Motor Oil	<300	<b>3,700</b>	<b>3,500</b>

**Notes:**

µg/L = micrograms per liter

mg/kg = milligrams per kilogram

<50 = Analyte not detected above laboratory detection limit.

Bold = Analyte detected above laboratory detection limit.

TPH = Total Petroleum Hydrocarbons.

Y = Sample exhibits chromatographic pattern which does not resemble standard.

SUMP-290109- Water sample taken on January 29, 2009, from the northern chamber of the tank. The two chambers were observed to be interconnected.

SUMP-180309N- Sludge sample taken on March 18, 2009, from the northern chamber of the tank.

SUMP-180309S- Sludge sample taken on March 18, 2009, from the southern chamber of the tank.

**Table E-2. Analytical Results - Volatile Organic Compounds (VOCs)**

<b>SAMPLE ID</b>	<b>SUMP-290109</b>	<b>SUMP-180309N</b>	<b>SUMP-180309S</b>
<b>MATRIX</b>	Water	Sludge	Sludge
<b>SAMPLE DATE</b>	1/29/2009	3/18/2009	3/18/2009
<b>UNITS</b>	µg/L	µg/kg	µg/kg
1,1,1,2-Tetrachloroethane	<0.5	<250	<47
1,1,1-Trichloroethane	<0.5	<b>540</b>	<47
1,1,2,2-Tetrachloroethane	<0.5	<250	<47
1,1,2-Trichloroethane	<0.5	<250	<47
1,1-Dichloroethane	<b>31</b>	<250	<47
1,1-Dichloroethene	<b>0.6</b>	<250	<47
1,1-Dichloropropene	<b>18</b>	<250	<47
1,2,3-Trichlorobenzene	<0.5	<250	<47
1,2,3-Trichloropropane	<0.5	<250	<47
1,2,4-Trichlorobenzene	<0.5	<250	<47
1,2,4-Trimethylbenzene	<0.5	<b>410</b>	<b>220</b>
1,2-Dibromo-3-Chloropropane	<2.0	<250	<47
1,2-Dibromoethane	<0.5	<250	<47
1,2-Dichlorobenzene	<b>0.6</b>	<250	<47
1,2-Dichloroethane	<b>1.6</b>	<250	<47
1,2-Dichloropropane	<0.5	<250	<47
1,3,5-Trimethylbenzene	<0.5	<250	<47
1,3-Dichlorobenzene	<0.5	<250	<47
1,3-Dichloropropane	<0.5	<250	<47
1,4-Dichlorobenzene	<b>4.3</b>	<250	<b>330</b>
2,2-Dichloropropane	<0.5	<250	<47
2-Butanone	<b>52</b>	<b>540</b>	<94
2-Chlorotoluene	<b>0.9</b>	<250	<47
2-Hexanone	<10	<500	<94
4-Chlorotoluene	<0.5	<250	<47
4-Methyl-2-Pentanone	<b>64</b>	<b>510</b>	<94
Acetone	<b>65</b>	<1,000	<b>300</b>
Benzene	<b>0.7</b>	<250	<47
Bromobenzene	<0.5	<250	<47
Bromochloromethane	<0.5	<250	<47
Bromodichloromethane	<0.5	<250	<47
Bromoform	<1.0	<250	<47
Bromomethane	<1.0	<500	<94
Carbon Disulfide	<b>0.9</b>	<250	<47
Carbon Tetrachloride	<0.5	<250	<47
Chlorobenzene	<b>2.3</b>	<250	<47
Chloroethane	<b>11</b>	<500	<94
Chloroform	<b>1.6</b>	<250	<47
Chloromethane	<1.0	<500	<94
cis-1,2-Dichloroethene	<b>96</b>	<b>2,200</b>	<47
cis-1,3-Dichloropropene	<0.5	<250	<47
Dibromochloromethane	<0.5	<250	<47
Dibromomethane	<0.5	<250	<47
Ethylbenzene	<b>5.9</b>	<b>810</b>	<47
Freon 113	<b>14</b>	<250	<47

**Table E-2. Analytical Results - Volatile Organic Compounds (VOCs)**

SAMPLE ID	SUMP-290109	SUMP-180309N	SUMP-180309S
MATRIX	Water	Sludge	Sludge
SAMPLE DATE	1/29/2009	3/18/2009	3/18/2009
UNITS	µg/L	µg/kg	µg/kg
Freon 12	<1.0	<500	<94
Hexachlorobutadiene	<2.0	<250	<47
Isopropylbenzene	<0.5	<250	<47
m,p-Xylenes	<b>8.6</b>	<b>920</b>	<b>64</b>
Methylene Chloride	<b>66</b>	<b>1,300</b>	<190
MTBE	<0.5	<250	<47
Naphthalene	<2.0	<250	<47
n-Butylbenzene	<0.5	<250	<47
o-Xylene	<b>6.5</b>	<b>370</b>	<b>140</b>
para-Isopropyl Toluene	<0.5	<250	<47
Propylbenzene	<0.5	<250	<47
sec-Butylbenzene	<0.5	<250	<47
Styrene	<0.5	<250	<47
tert-Butylbenzene	<0.5	<250	<47
Tetrachloroethene	<b>2.3</b>	<250	<47
Toluene	<b>45</b>	<b>1,800</b>	<b>53</b>
trans-1,2-Dichloroethene	<b>0.7</b>	<250	<47
trans-1,3-Dichloropropene	<0.5	<250	<47
Trichloroethene	<b>16</b>	<250	<47
Trichlorofluoromethane	<1.0	<250	<47
Vinyl Acetate	<10	<2,500	<470
Vinyl Chloride	<b>62</b>	<500	<94

**Notes:**

µg/L = micrograms per liter

<0.5 = Analyte not detected above laboratory detection limit.

Bold = Analyte detected above laboratory detection limit.

SUMP-290109- Water sample taken on January 29, 2009, from the northern chamber of the tank. The two chambers were observed to be interconnected.

SUMP-180309N- Sludge sample taken on March 18, 2009, from the northern chamber of the tank.

SUMP-180309S- Sludge sample taken on March 18, 2009, from the southern chamber of the tank.

**Table E-3. Analytical Results - Semi-Volatile Organic Compounds (SVOCs)**

SAMPLE ID	SUMP-290109	SUMP-180309N	SUMP-180309S
MATRIX	Water	Sludge	Sludge
SAMPLE DATE	1/29/2009	3/18/2009	3/18/2009
UNITS	µg/L	µg/kg	µg/kg
1,2,4-Trichlorobenzene	<9.4	<3,300	<3,300
1,2-Dichlorobenzene	<9.4	<3,300	<3,300
1,3-Dichlorobenzene	<9.4	<3,300	<3,300
1,4-Dichlorobenzene	<9.4	<3,300	<3,300
2,4,5-Trichlorophenol	<9.4	<3,300	<3,300
2,4,6-Trichlorophenol	<9.4	<3,300	<3,300
2,4-Dichlorophenol	<9.4	<3,300	<3,300
2,4-Dimethylphenol	<9.4	<3,300	<3,300
2,4-Dinitrophenol	<19	<17,000	<17,000
2,4-Dinitrotoluene	<9.4	<3,300	<3,300
2,6-Dinitrotoluene	<9.4	<3,300	<3,300
2-Chloronaphthalene	<9.4	<3,300	<3,300
2-Chlorophenol	<9.4	<3,300	<3,300
2-Methylnaphthalene	<9.4	<660	<660
2-Methylphenol	<9.4	<3,300	<3,300
2-Nitroaniline	<19	<6,600	<6,600
2-Nitrophenol	<19	<6,600	<6,600
3,3'-Dichlorobenzidine	<19	<6,600	<6,600
3-Nitroaniline	<19	<6,600	<6,600
4,6-Dinitro-2-methylphenol	<19	<17,000	<17,000
4-Bromophenyl-phenylether	<9.4	<3,300	<3,300
4-Chloro-3-methylphenol	<9.4	<3,300	<3,300
4-Chloroaniline	<9.4	<3,300	<3,300
4-Chlorophenyl-phenylether	<9.4	<3,300	<3,300
4-Methylphenol	<9.4	<3,300	<3,300
4-Nitroaniline	<19	<6,600	<6,600
4-Nitrophenol	<19	<6,600	<6,600
Acenaphthene	<9.4	<660	<660
Acenaphthylene	<9.4	<660	<660
Anthracene	<9.4	<660	<660
Azobenzene	<9.4	<3,300	<3,300
Benzo(a)anthracene	<9.4	<660	<660
Benzo(a)pyrene	<9.4	<660	<660
Benzo(b)fluoranthene	<9.4	<660	<660
Benzo(g,h,i)perylene	<9.4	<660	<660
Benzo(k)fluoranthene	<9.4	<660	<660
Benzoic acid	<47	<17,000	<17,000
Benzyl alcohol	<9.4	<3,300	<3,300
bis(2-Chloroethoxy)methane	<9.4	<3,300	<3,300
bis(2-Chloroethyl)ether	<9.4	<3,300	<3,300
bis(2-Chloroisopropyl) ether	<9.4	<3,300	<3,300
bis(2-Ethylhexyl)phthalate	<9.4	<b>7,800</b>	<b>11,000</b>
Butylbenzylphthalate	<9.4	<3,300	<3,300
Chrysene	<9.4	<660	<660
Dibenz(a,h)anthracene	<9.4	<660	<660

**Table E-3. Analytical Results - Semi-Volatile Organic Compounds (SVOCs)**

<b>SAMPLE ID</b>	<b>SUMP-290109</b>	<b>SUMP-180309N</b>	<b>SUMP-180309S</b>
<b>MATRIX</b>	Water	Sludge	Sludge
<b>SAMPLE DATE</b>	1/29/2009	3/18/2009	3/18/2009
<b>UNITS</b>	µg/L	µg/kg	µg/kg
Dibenzofuran	<9.4	<3,300	<3,300
Diethylphthalate	<9.4	<3,300	<3,300
Dimethylphthalate	<9.4	<3,300	<3,300
Di-n-butylphthalate	<9.4	<3,300	<3,300
Di-n-octylphthalate	<9.4	<3,300	<3,300
Fluoranthene	<9.4	<660	<660
Fluorene	<9.4	<660	<660
Hexachlorobenzene	<9.4	<3,300	<3,300
Hexachlorobutadiene	<9.4	<3,300	<3,300
Hexachlorocyclopentadiene	<19	<17,000	<17,000
Hexachloroethane	<9.4	<3,300	<3,300
Indeno(1,2,3-cd)pyrene	<9.4	<660	<660
Isophorone	<9.4	<3,300	<3,300
Naphthalene	<9.4	<660	<660
Nitrobenzene	<9.4	<3,300	<3,300
N-Nitrosodimethylamine	<9.4	<3,300	<3,300
N-Nitroso-di-n-propylamine	<9.4	<3,300	<3,300
N-Nitrosodiphenylamine	<9.4	<3,300	<3,300
Pentachlorophenol	<19	<6,600	<6,600
Phenanthrene	<9.4	<660	<660
Phenol	<9.4	<3,300	<3,300
Pyrene	<9.4	<660	<660

**Notes:**

µg/L = micrograms per liter

µg/kg = micrograms per kilogram

<0.5 = Analyte not detected above laboratory detection limit.

Bold = Analyte detected above laboratory detection limit.

SUMP-290109- Water sample taken on January 29, 2009, from the northern chamber of the tank. The two chambers were observed to be interconnected.

SUMP-180309N- Sludge sample taken on March 18, 2009, from the northern chamber of the tank.

SUMP-180309S- Sludge sample taken on March 18, 2009, from the southern chamber of the tank.



**Table E-4. Analytical Results - Metals**

SAMPLE ID	SUMP-290109	SUMP-180309N	SUMP-180309S
MATRIX	Water	Sludge	Sludge
SAMPLE DATE	1/29/2009	3/18/2009	3/18/2009
UNITS	µg/L	mg/kg	mg/kg
Antimony	<10	<0.50	<0.50
Arsenic	<5.0	<b>8.7</b>	<b>6.6</b>
Barium	<b>40</b>	<b>160</b>	<b>170</b>
Beryllium	<2.0	<0.25	<0.10
Cadmium	<5.0	<b>2.3</b>	<b>2.4</b>
Chromium	<5.0	<b>54</b>	<b>57</b>
Cobalt	<5.0	<b>7.4</b>	<b>6</b>
Copper	<b>10</b>	<b>120</b>	<b>290</b>
Lead	<3.0	<b>73</b>	<b>70</b>
Mercury	<0.20	<b>0.46</b>	<b>0.50</b>
Molybdenum	<5.0	<b>9.5</b>	<b>9.8</b>
Nickel	<b>5.7</b>	<b>53</b>	<b>73</b>
Selenium	<10	<b>1.4</b>	<b>0.98</b>
Silver	<5.0	<b>3.2</b>	<b>1.8</b>
Thallium	<10	<0.50	<0.50
Vanadium	<5.0	<b>15</b>	<b>25</b>
Zinc	<b>50</b>	<b>560</b>	<b>360</b>

**Notes:**

µg/L = micrograms per liter

<0.5 = Analyte not detected above laboratory detection limit.

Bold = Analyte detected above laboratory detection limit.

SUMP-290109- Water sample taken on January 29, 2009, from the northern chamber of the tank. The two chambers were observed to be interconnected.

SUMP-180309N- Sludge sample taken on March 18, 2009, from the northern chamber of the tank.

SUMP-180309S- Sludge sample taken on March 18, 2009, from the southern chamber of the tank.

**Table E-5. Analytical Results - Pesticides**

<b>SAMPLE ID</b>	<b>SUMP-290109</b>	<b>SUMP-180309N</b>	<b>SUMP-180309S</b>
<b>MATRIX</b>	Water	Sludge	Sludge
<b>SAMPLE DATE</b>	1/29/2009	3/18/2009	3/18/2009
<b>UNITS</b>	µg/L	µg/kg	µg/kg
alpha-BHC	<0.05	<34	<34
beta-BHC	<0.05	<34	<34
gamma-BHC	<0.05	<34	<34
delta-BHC	<0.05	<34	<34
Heptachlor	<0.05	<34	<34
Aldrin	<0.05	<34	<34
Heptachlor epoxide	<0.05	<34	<34
Endosulfan I	<0.05	<34	<34
Dieldrin	<0.1	<65	<66
4,4'-DDE	<0.1	<65	<66
Endrin	<0.1	<65	<66
Endosulfan II	<0.1	<65	<66
Endosulfan sulfate	<0.1	<65	<66
4,4'-DDD	<0.1	<65	<66
Endrin aldehyde	<0.1	<65	<66
4,4'-DDT	<0.1	<65 #	<66 #
alpha-Chlordane	<0.05	<34	<34
gamma-Chlordane	<0.05	<34	<34
Methoxychlor	<0.5	<340	<340
Toxaphene	<1.0	<1,200	<1,200

**Notes:**

µg/L = micrograms per liter

µg/kg = micrograms per kilogram

<0.5 = Analyte not detected above laboratory detection limit.

Bold = Analyte detected above laboratory detection limit.

# = Continuing Calibration Verification (CCV) drift outside limits; average CCV drift within limits per method requirements.

SUMP-290109- Water sample taken on January 29, 2009, from the northern chamber of the tank. The two chambers were observed to be interconnected.

SUMP-180309N- Sludge sample taken on March 18, 2009, from the northern chamber of the tank.

SUMP-180309S- Sludge sample taken on March 18, 2009, from the southern chamber of the tank.

**Table E-6. Analytical Results - Polychlorinated Biphenyls (PCBs)**

<b>SAMPLE ID</b>	<b>SUMP-290109</b>	<b>SUMP-180309N</b>	<b>SUMP-180309S</b>
<b>MATRIX</b>	Water	Sludge	Sludge
<b>SAMPLE DATE</b>	1/29/2009	3/18/2009	3/18/2009
<b>UNITS</b>	µg/L	µg/kg	µg/kg
Aroclor-1016	<0.50	<12	<12
Aroclor-1221	<1.0	<24	<24
Aroclor-1232	<0.50	<12	<12
Aroclor-1242	<0.50	<12	<12
Aroclor-1248	<0.50	<12	<12
Aroclor-1254	<0.50	<b>290</b>	<b>75</b>
Aroclor-1260	<0.50	<b>94</b>	<b>45</b>

**Notes:**

µg/L = micrograms per liter

µg/kg = micrograms per kilogram

<0.5 = Analyte not detected above laboratory detection limit.

**Bold** = Analyte detected above laboratory detection limit.

SUMP-290109- Water sample taken on January 29, 2009, from the northern chamber of the tank. The two chambers were observed to be interconnected.

SUMP-180309N- Sludge sample taken on March 18, 2009, from the northern chamber of the tank.

SUMP-180309S- Sludge sample taken on March 18, 2009, from the southern chamber of the tank.

# **Laboratory Reports**



**Curtis & Tompkins, Ltd.**  
Analytical Laboratories, Since 1878





Curtis & Tompkins, Ltd., Analytical Laboratories, Since 1878

2323 Fifth Street, Berkeley, CA 94710, Phone (510) 486-0900

Laboratory Job Number 209621  
ANALYTICAL REPORT

Iris Environmental  
1438 Webster Street  
Oakland, CA 94612


Project : 07-555-A  
Location : Romie EPA  
Level : II

<u>Sample ID</u>	<u>Lab ID</u>
SUMP-290109	209621-001
TRIP BLANK	209621-002

This data package has been reviewed for technical correctness and completeness. Release of this data has been authorized by the Laboratory Manager or the Manager's designee, as verified by the following signatures. The results contained in this report meet all requirements of NELAC and pertain only to those samples which were submitted for analysis. This report may be reproduced only in its entirety.

Signature:   
Project Manager

Date: 02/10/2009

Signature:   
Senior Program Manager

Date: 02/10/2009

NELAP # 01107CA

## CASE NARRATIVE

Laboratory number: 209621  
Client: Iris Environmental  
Project: 07-555-A  
Location: Romie EPA  
Request Date: 01/29/09  
Samples Received: 01/29/09

This data package contains sample and QC results for one water sample, requested for the above referenced project on 01/29/09. The sample was received cold and intact.

### TPH-Purgeables and/or BTXE by GC (EPA 8015B):

Low recoveries were observed for gasoline C7-C12 in the MS/MSD for batch 147386; the parent sample was not a project sample, the LCS was within limits, and the associated RPD was within limits. No other analytical problems were encountered.

### TPH-Extractables by GC (EPA 8015B):

No analytical problems were encountered.

### Volatile Organics by GC/MS (EPA 8260B):

Methylene chloride was detected above the RL in SUMP-290109 (lab # 209621-001); this analyte is a common laboratory contaminant. No other analytical problems were encountered.

### Semivolatile Organics by GC/MS (EPA 8270C):

No analytical problems were encountered.

### Pesticides (EPA 8081A):

All samples underwent sulfur cleanup using the copper option in EPA Method 3660B. Low surrogate recovery was observed for decachlorobiphenyl in SUMP-290109 (lab # 209621-001); the corresponding TCMX surrogate recovery was within limits. Heptachlor epoxide was detected above the RL in the method blank for batch 147398; this analyte was not detected in the sample at or above the RL. No other analytical problems were encountered.

### PCBs (EPA 8082):

All samples underwent sulfur cleanup using the copper option in EPA Method 3660B. Low surrogate recovery was observed for decachlorobiphenyl in SUMP-290109 (lab # 209621-001); the corresponding TCMX surrogate recovery was within limits. No other analytical problems were encountered.

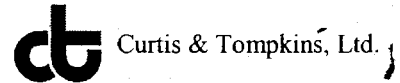
### Metals (EPA 6010B and EPA 7470A):

No analytical problems were encountered.





COOLER RECEIPT CHECKLIST



Login # 204621 Date Received 1-29-9 Number of coolers 1
Client IRIS ENVIR. Project 07-555-A

Date Opened 1-29-9 By (print) S. EVANS (sign) [Signature]
Date Logged in 1 By (print) [Signature] (sign) [Signature]

1. Did cooler come with a shipping slip (airbill, etc) YES NO
Shipping info

2A. Were custody seals present? ... YES (circle) on cooler on samples NO
How many Name Date

2B. Were custody seals intact upon arrival? YES NO N/A

3. Were custody papers dry and intact when received? YES NO

4. Were custody papers filled out properly (ink, signed, etc)? YES NO

5. Is the project identifiable from custody papers? (If so fill out top of form) YES NO

6. Indicate the packing in cooler: (if other, describe)
Bubble Wrap Foam blocks Bags None
Cloth material Cardboard Styrofoam Paper towels

7. Temperature documentation:
Type of ice used: Wet Blue/Gel None Temp(C) 4.9
Samples Received on ice & cold without a temperature blank
Samples received on ice directly from the field. Cooling process had begun

8. Were Method 5035 sampling containers present? YES NO
If YES, what time were they transferred to freezer?

9. Did all bottles arrive unbroken/unopened? YES NO

10. Are samples in the appropriate containers for indicated tests? YES NO

11. Are sample labels present, in good condition and complete? YES NO

12. Do the sample labels agree with custody papers? YES NO

13. Was sufficient amount of sample sent for tests requested? YES NO

14. Are the samples appropriately preserved? YES NO N/A

15. Are bubbles > 6mm absent in VOA samples? YES NO N/A

16. Was the client contacted concerning this sample delivery? YES NO
If YES, Who was called? By Date:

COMMENTS
3 TRIP BLANKS REC'D LOGGED IN IN HOUR

Total Volatile Hydrocarbons			
Lab #:	209621	Location:	Romie EPA
Client:	Iris Environmental	Prep:	EPA 5030B
Project#:	07-555-A	Analysis:	EPA 8015B
Field ID:	SUMP-290109	Batch#:	147386
Matrix:	Water	Sampled:	01/29/09
Units:	ug/L	Received:	01/29/09
Diln Fac:	1.000		

Type: SAMPLE Analyzed: 01/30/09  
 Lab ID: 209621-001

Analyte	Result	RL
Gasoline C7-C12	200	50

Surrogate	%REC	Limits
Trifluorotoluene (FID)	88	61-149
Bromofluorobenzene (FID)	96	65-146

Type: BLANK Analyzed: 01/29/09  
 Lab ID: QC481157

Analyte	Result	RL
Gasoline C7-C12	ND	50

Surrogate	%REC	Limits
Trifluorotoluene (FID)	97	61-149
Bromofluorobenzene (FID)	99	65-146

ND= Not Detected  
 RL= Reporting Limit

## Batch QC Report

Total Volatile Hydrocarbons			
Lab #:	209621	Location:	Romie EPA
Client:	Iris Environmental	Prep:	EPA 5030B
Project#:	07-555-A	Analysis:	EPA 8015B
Type:	LCS	Diln Fac:	1.000
Lab ID:	QC481159	Batch#:	147386
Matrix:	Water	Analyzed:	01/29/09
Units:	ug/L		

Analyte	Spiked	Result	%REC	Limits
Gasoline C7-C12	1,000	1,122	112	78-120

Surrogate	%REC	Limits
Trifluorotoluene (FID)	128	61-149
Bromofluorobenzene (FID)	122	65-146

## Batch QC Report

Total Volatile Hydrocarbons			
Lab #:	209621	Location:	Romie EPA
Client:	Iris Environmental	Prep:	EPA 5030B
Project#:	07-555-A	Analysis:	EPA 8015B
Field ID:	ZZZZZZZZZZ	Batch#:	147386
MSS Lab ID:	209566-002	Sampled:	01/27/09
Matrix:	Water	Received:	01/27/09
Units:	ug/L	Analyzed:	01/29/09
Diln Fac:	1.000		

Type: MS Lab ID: QC481160

Analyte	MSS Result	Spiked	Result	%REC	Limits
Gasoline C7-C12	886.3	2,000	1,665	39 *	65-120

Surrogate	%REC	Limits
Trifluorotoluene (FID)	119	61-149
Bromofluorobenzene (FID)	136	65-146

Type: MSD Lab ID: QC481161

Analyte	Spiked	Result	%REC	Limits	RPD	Lim
Gasoline C7-C12	2,000	1,782	45 *	65-120	7	20

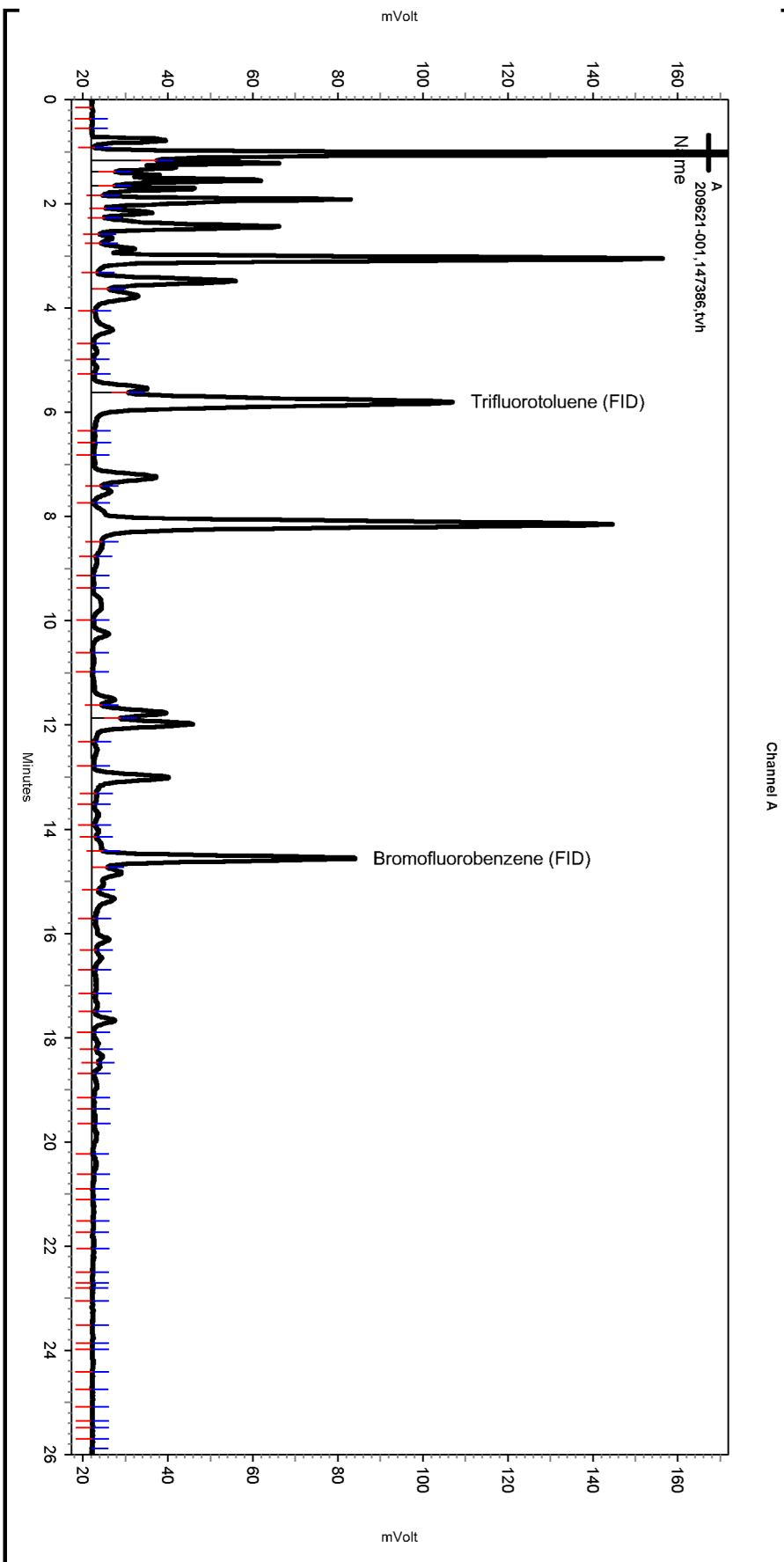
Surrogate	%REC	Limits
Trifluorotoluene (FID)	111	61-149
Bromofluorobenzene (FID)	126	65-146

\*= Value outside of QC limits; see narrative

RPD= Relative Percent Difference

Sequence File: \\Lims\gdrive\ezchrom\Projects\GC04\Sequence\029.seq  
 Sample Name: 209621-001,147386,tvh  
 Data File: \\Lims\gdrive\ezchrom\Projects\GC04\Data\029\_025  
 Instrument: GC04 (Offline) Vial: N/A Operator: Tvh 2. Analyst (lims2k3\tvh2)  
 Method Name: \\Lims\gdrive\ezchrom\Projects\GC04\Method\tvhbtxe010.met

Software Version 3.1.7  
 Run Date: 1/30/2009 1:25:26 AM  
 Analysis Date: 1/30/2009 10:27:30 AM  
 Sample Amount: 5 Multiplier: 5  
 Vial & pH or Core ID: B1.3



---< General Method Parameters >---

No items selected for this section

---< A >---

No items selected for this section

Integration Events

Enabled	Event Type	Start (Minutes)	Stop (Minutes)	Value
Yes	Width	0	0	0.2
Yes	Threshold	0	0	50

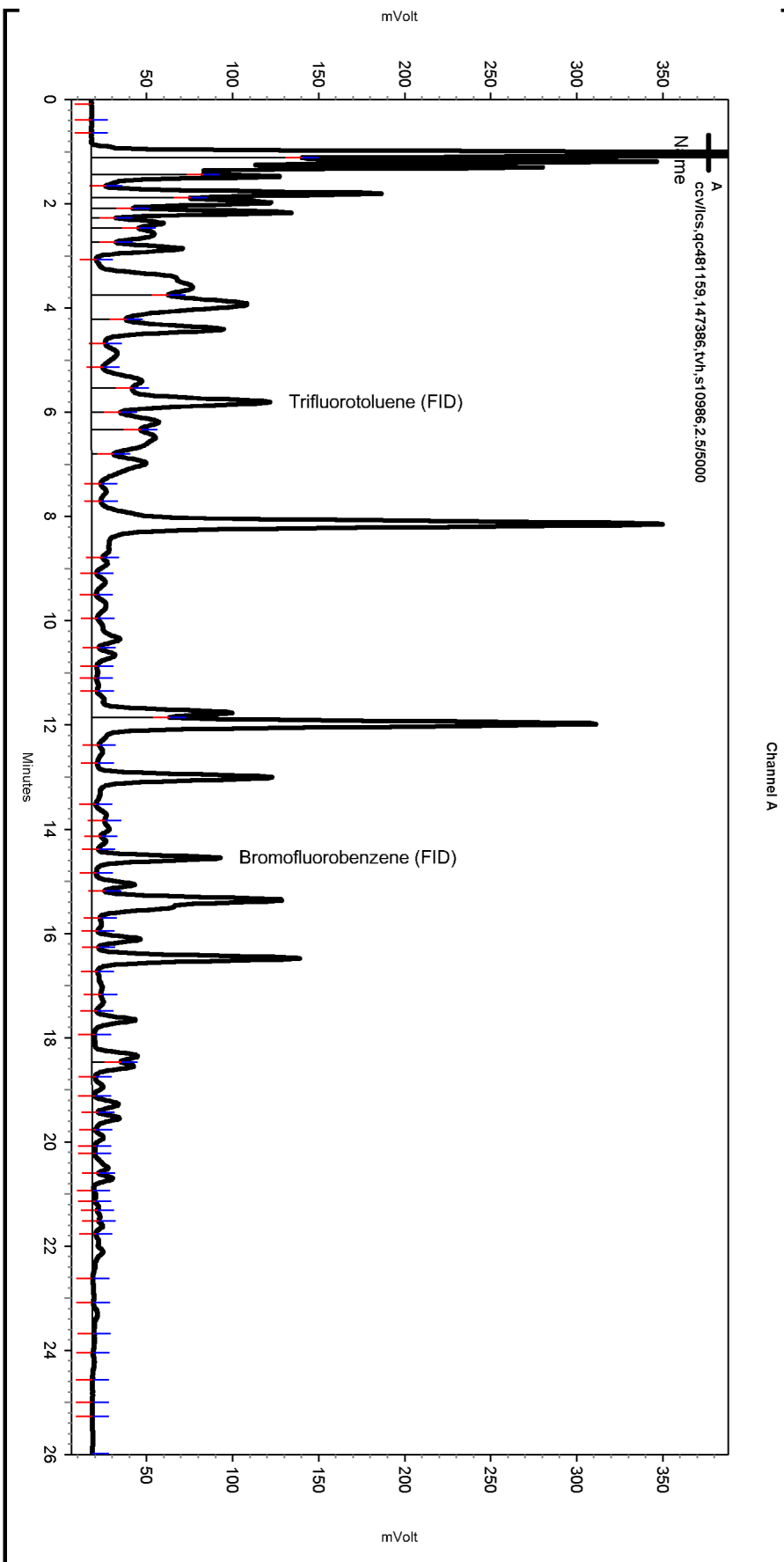
Manual Integration Fixes

Data File: \\Lims\gdrive\ezchrom\Projects\GC04\Data\029\_025

Enabled	Event Type	Start (Minutes)	Stop (Minutes)	Value
Yes	Split Peak	14.412	0	0

Sequence File: \\Lims\gdrive\ezchrom\Projects\GC04\Sequence\029.seq  
 Sample Name: ccv\lcs,qc481159,147386,tvh,s10986,2.5/5000  
 Data File: \\Lims\gdrive\ezchrom\Projects\GC04\Data\029\_003  
 Instrument: GC04 (Offline) Vial: N/A Operator: Tvh 2. Analyst (lims2k3\tvh2)  
 Method Name: \\Lims\gdrive\ezchrom\Projects\GC04\Method\tvhbx010.met

Software Version 3.1.7  
 Run Date: 1/29/2009 11:00:02 AM  
 Analysis Date: 1/30/2009 9:25:36 AM  
 Sample Amount: 5 Multiplier: 5  
 Vial & pH or Core ID: {Data Description}



---< General Method Parameters >---

No items selected for this section

---< A >---

No items selected for this section

Integration Events

Enabled	Event Type	Start (Minutes)	Stop (Minutes)	Value
Yes	Width	0	0	0.2
Yes	Threshold	0	0	50

Manual Integration Fixes

Data File: \\Lims\gdrive\ezchrom\Projects\GC04\Data\029\_003

Enabled	Event Type	Start (Minutes)	Stop (Minutes)	Value
None				

Total Extractable Hydrocarbons			
Lab #:	209621	Location:	Romie EPA
Client:	Iris Environmental	Prep:	EPA 3520C
Project#:	07-555-A	Analysis:	EPA 8015B
Field ID:	SUMP-290109	Sampled:	01/29/09
Matrix:	Water	Received:	01/29/09
Units:	ug/L	Prepared:	01/30/09
Diln Fac:	1.000	Analyzed:	02/06/09
Batch#:	147455		

Type: SAMPLE Cleanup Method: EPA 3630C  
 Lab ID: 209621-001

Analyte	Result	RL
Diesel C10-C24	ND	50
Motor Oil C24-C36	ND	300

Surrogate	%REC	Limits
o-Terphenyl	99	63-124

Type: BLANK Cleanup Method: EPA 3630C  
 Lab ID: QC481427

Analyte	Result	RL
Diesel C10-C24	ND	50
Motor Oil C24-C36	ND	300

Surrogate	%REC	Limits
o-Terphenyl	101	63-124

ND= Not Detected  
 RL= Reporting Limit

## Batch QC Report

Total Extractable Hydrocarbons			
Lab #:	209621	Location:	Romie EPA
Client:	Iris Environmental	Prep:	EPA 3520C
Project#:	07-555-A	Analysis:	EPA 8015B
Matrix:	Water	Batch#:	147455
Units:	ug/L	Prepared:	01/30/09
Diln Fac:	1.000	Analyzed:	02/06/09

Type: BS Cleanup Method: EPA 3630C  
 Lab ID: QC481428

Analyte	Spiked	Result	%REC	Limits
Diesel C10-C24	2,500	2,048	82	52-120

Surrogate	%REC	Limits
o-Terphenyl	90	63-124

Type: BSD Cleanup Method: EPA 3630C  
 Lab ID: QC481429

Analyte	Spiked	Result	%REC	Limits	RPD	Lim
Diesel C10-C24	2,500	2,012	80	52-120	2	30

Surrogate	%REC	Limits
o-Terphenyl	89	63-124

RPD= Relative Percent Difference





### Purgeable Organics by GC/MS

Lab #:	209621	Location:	Romie EPA
Client:	Iris Environmental	Prep:	EPA 5030B
Project#:	07-555-A	Analysis:	EPA 8260B
Field ID:	SUMP-290109	Units:	ug/L
Lab ID:	209621-001	Sampled:	01/29/09
Matrix:	Water	Received:	01/29/09

Analyte	Result	RL	Diln	Fac	Batch#	Analyzed
Freon 12	ND	1.0	1.000		147435	01/30/09
Chloromethane	ND	1.0	1.000		147435	01/30/09
Vinyl Chloride	62	0.5	1.000		147435	01/30/09
Bromomethane	ND	1.0	1.000		147435	01/30/09
Chloroethane	11	1.0	1.000		147435	01/30/09
Trichlorofluoromethane	ND	1.0	1.000		147435	01/30/09
Acetone	65	10	1.000		147435	01/30/09
Freon 113	14	4.0	2.000		147578	02/04/09
1,1-Dichloroethene	0.6	0.5	1.000		147435	01/30/09
Methylene Chloride	66	10	1.000		147435	01/30/09
Carbon Disulfide	0.9	0.5	1.000		147435	01/30/09
MTBE	ND	0.5	1.000		147435	01/30/09
trans-1,2-Dichloroethene	0.7	0.5	1.000		147435	01/30/09
Vinyl Acetate	ND	10	1.000		147435	01/30/09
1,1-Dichloroethane	31	0.5	1.000		147435	01/30/09
2-Butanone	52	10	1.000		147435	01/30/09
cis-1,2-Dichloroethene	96	1.0	2.000		147578	02/04/09
2,2-Dichloropropane	ND	0.5	1.000		147435	01/30/09
Chloroform	1.6	0.5	1.000		147435	01/30/09
Bromochloromethane	ND	0.5	1.000		147435	01/30/09
1,1,1-Trichloroethane	18	0.5	1.000		147435	01/30/09
1,1-Dichloropropene	ND	0.5	1.000		147435	01/30/09
Carbon Tetrachloride	ND	0.5	1.000		147435	01/30/09
1,2-Dichloroethane	1.6	0.5	1.000		147435	01/30/09
Benzene	0.7	0.5	1.000		147435	01/30/09
Trichloroethene	16	0.5	1.000		147435	01/30/09
1,2-Dichloropropane	ND	0.5	1.000		147435	01/30/09
Bromodichloromethane	ND	0.5	1.000		147435	01/30/09
Dibromomethane	ND	0.5	1.000		147435	01/30/09
4-Methyl-2-Pentanone	64	10	1.000		147435	01/30/09
cis-1,3-Dichloropropene	ND	0.5	1.000		147435	01/30/09
Toluene	45	0.5	1.000		147435	01/30/09
trans-1,3-Dichloropropene	ND	0.5	1.000		147435	01/30/09
1,1,2-Trichloroethane	ND	0.5	1.000		147435	01/30/09
2-Hexanone	ND	10	1.000		147435	01/30/09
1,3-Dichloropropane	ND	0.5	1.000		147435	01/30/09
Tetrachloroethene	2.3	0.5	1.000		147435	01/30/09
Dibromochloromethane	ND	0.5	1.000		147435	01/30/09
1,2-Dibromoethane	ND	0.5	1.000		147435	01/30/09

ND= Not Detected

RL= Reporting Limit

### Purgeable Organics by GC/MS

Lab #:	209621	Location:	Romie EPA
Client:	Iris Environmental	Prep:	EPA 5030B
Project#:	07-555-A	Analysis:	EPA 8260B
Field ID:	SUMP-290109	Units:	ug/L
Lab ID:	209621-001	Sampled:	01/29/09
Matrix:	Water	Received:	01/29/09

Analyte	Result	RL	Diln Fac	Batch#	Analyzed
Chlorobenzene	2.3	0.5	1.000	147435	01/30/09
1,1,1,2-Tetrachloroethane	ND	0.5	1.000	147435	01/30/09
Ethylbenzene	5.9	0.5	1.000	147435	01/30/09
m,p-Xylenes	8.6	0.5	1.000	147435	01/30/09
o-Xylene	6.5	0.5	1.000	147435	01/30/09
Styrene	ND	0.5	1.000	147435	01/30/09
Bromoform	ND	1.0	1.000	147435	01/30/09
Isopropylbenzene	ND	0.5	1.000	147435	01/30/09
1,1,2,2-Tetrachloroethane	ND	0.5	1.000	147435	01/30/09
1,2,3-Trichloropropane	ND	0.5	1.000	147435	01/30/09
Propylbenzene	ND	0.5	1.000	147435	01/30/09
Bromobenzene	ND	0.5	1.000	147435	01/30/09
1,3,5-Trimethylbenzene	ND	0.5	1.000	147435	01/30/09
2-Chlorotoluene	0.9	0.5	1.000	147435	01/30/09
4-Chlorotoluene	ND	0.5	1.000	147435	01/30/09
tert-Butylbenzene	ND	0.5	1.000	147435	01/30/09
1,2,4-Trimethylbenzene	ND	0.5	1.000	147435	01/30/09
sec-Butylbenzene	ND	0.5	1.000	147435	01/30/09
para-Isopropyl Toluene	ND	0.5	1.000	147435	01/30/09
1,3-Dichlorobenzene	ND	0.5	1.000	147435	01/30/09
1,4-Dichlorobenzene	4.3	0.5	1.000	147435	01/30/09
n-Butylbenzene	ND	0.5	1.000	147435	01/30/09
1,2-Dichlorobenzene	0.6	0.5	1.000	147435	01/30/09
1,2-Dibromo-3-Chloropropane	ND	2.0	1.000	147435	01/30/09
1,2,4-Trichlorobenzene	ND	0.5	1.000	147435	01/30/09
Hexachlorobutadiene	ND	2.0	1.000	147435	01/30/09
Naphthalene	ND	2.0	1.000	147435	01/30/09
1,2,3-Trichlorobenzene	ND	0.5	1.000	147435	01/30/09

Surrogate	%REC	Limits	Diln Fac	Batch#	Analyzed
Dibromofluoromethane	90	80-125	1.000	147435	01/30/09
1,2-Dichloroethane-d4	97	80-137	1.000	147435	01/30/09
Toluene-d8	95	80-120	1.000	147435	01/30/09
Bromofluorobenzene	91	80-122	1.000	147435	01/30/09

ND= Not Detected  
 RL= Reporting Limit

**Batch QC Report**

<b>Purgeable Organics by GC/MS</b>			
Lab #:	209621	Location:	Romie EPA
Client:	Iris Environmental	Prep:	EPA 5030B
Project#:	07-555-A	Analysis:	EPA 8260B
Type:	BLANK	Diln Fac:	1.000
Lab ID:	QC481346	Batch#:	147435
Matrix:	Water	Analyzed:	01/30/09
Units:	ug/L		

<b>Analyte</b>	<b>Result</b>	<b>RL</b>
Freon 12	ND	1.0
Chloromethane	ND	1.0
Vinyl Chloride	ND	0.5
Bromomethane	ND	1.0
Chloroethane	ND	1.0
Trichlorofluoromethane	ND	1.0
Acetone	ND	10
Freon 113	ND	2.0
1,1-Dichloroethene	ND	0.5
Methylene Chloride	ND	10
Carbon Disulfide	ND	0.5
MTBE	ND	0.5
trans-1,2-Dichloroethene	ND	0.5
Vinyl Acetate	ND	10
1,1-Dichloroethane	ND	0.5
2-Butanone	ND	10
cis-1,2-Dichloroethene	ND	0.5
2,2-Dichloropropane	ND	0.5
Chloroform	ND	0.5
Bromochloromethane	ND	0.5
1,1,1-Trichloroethane	ND	0.5
1,1-Dichloropropene	ND	0.5
Carbon Tetrachloride	ND	0.5
1,2-Dichloroethane	ND	0.5
Benzene	ND	0.5
Trichloroethene	ND	0.5
1,2-Dichloropropane	ND	0.5
Bromodichloromethane	ND	0.5
Dibromomethane	ND	0.5
4-Methyl-2-Pentanone	ND	10
cis-1,3-Dichloropropene	ND	0.5
Toluene	ND	0.5
trans-1,3-Dichloropropene	ND	0.5
1,1,2-Trichloroethane	ND	0.5
2-Hexanone	ND	10
1,3-Dichloropropane	ND	0.5
Tetrachloroethene	ND	0.5

ND= Not Detected

RL= Reporting Limit

**Batch QC Report**

<b>Purgeable Organics by GC/MS</b>			
Lab #:	209621	Location:	Romie EPA
Client:	Iris Environmental	Prep:	EPA 5030B
Project#:	07-555-A	Analysis:	EPA 8260B
Type:	BLANK	Diln Fac:	1.000
Lab ID:	QC481346	Batch#:	147435
Matrix:	Water	Analyzed:	01/30/09
Units:	ug/L		

<b>Analyte</b>	<b>Result</b>	<b>RL</b>
Dibromochloromethane	ND	0.5
1,2-Dibromoethane	ND	0.5
Chlorobenzene	ND	0.5
1,1,1,2-Tetrachloroethane	ND	0.5
Ethylbenzene	ND	0.5
m,p-Xylenes	ND	0.5
o-Xylene	ND	0.5
Styrene	ND	0.5
Bromoform	ND	1.0
Isopropylbenzene	ND	0.5
1,1,2,2-Tetrachloroethane	ND	0.5
1,2,3-Trichloropropane	ND	0.5
Propylbenzene	ND	0.5
Bromobenzene	ND	0.5
1,3,5-Trimethylbenzene	ND	0.5
2-Chlorotoluene	ND	0.5
4-Chlorotoluene	ND	0.5
tert-Butylbenzene	ND	0.5
1,2,4-Trimethylbenzene	ND	0.5
sec-Butylbenzene	ND	0.5
para-Isopropyl Toluene	ND	0.5
1,3-Dichlorobenzene	ND	0.5
1,4-Dichlorobenzene	ND	0.5
n-Butylbenzene	ND	0.5
1,2-Dichlorobenzene	ND	0.5
1,2-Dibromo-3-Chloropropane	ND	2.0
1,2,4-Trichlorobenzene	ND	0.5
Hexachlorobutadiene	ND	2.0
Naphthalene	ND	2.0
1,2,3-Trichlorobenzene	ND	0.5

<b>Surrogate</b>	<b>%REC</b>	<b>Limits</b>
Dibromofluoromethane	88	80-125
1,2-Dichloroethane-d4	91	80-137
Toluene-d8	95	80-120
Bromofluorobenzene	90	80-122

ND= Not Detected

RL= Reporting Limit

## Batch QC Report

Purgeable Organics by GC/MS			
Lab #:	209621	Location:	Romie EPA
Client:	Iris Environmental	Prep:	EPA 5030B
Project#:	07-555-A	Analysis:	EPA 8260B
Type:	BLANK	Diln Fac:	1.000
Lab ID:	QC481952	Batch#:	147578
Matrix:	Water	Analyzed:	02/04/09
Units:	ug/L		

Analyte	Result	RL
Freon 12	ND	1.0
Chloromethane	ND	1.0
Vinyl Chloride	ND	0.5
Bromomethane	ND	1.0
Chloroethane	ND	1.0
Trichlorofluoromethane	ND	1.0
Acetone	ND	10
Freon 113	ND	2.0
1,1-Dichloroethene	ND	0.5
Methylene Chloride	ND	10
Carbon Disulfide	ND	0.5
MTBE	ND	0.5
trans-1,2-Dichloroethene	ND	0.5
Vinyl Acetate	ND	10
1,1-Dichloroethane	ND	0.5
2-Butanone	ND	10
cis-1,2-Dichloroethene	ND	0.5
2,2-Dichloropropane	ND	0.5
Chloroform	ND	0.5
Bromochloromethane	ND	0.5
1,1,1-Trichloroethane	ND	0.5
1,1-Dichloropropene	ND	0.5
Carbon Tetrachloride	ND	0.5
1,2-Dichloroethane	ND	0.5
Benzene	ND	0.5
Trichloroethene	ND	0.5
1,2-Dichloropropane	ND	0.5
Bromodichloromethane	ND	0.5
Dibromomethane	ND	0.5
4-Methyl-2-Pentanone	ND	10
cis-1,3-Dichloropropene	ND	0.5
Toluene	ND	0.5
trans-1,3-Dichloropropene	ND	0.5
1,1,2-Trichloroethane	ND	0.5
2-Hexanone	ND	10
1,3-Dichloropropane	ND	0.5
Tetrachloroethene	ND	0.5

ND= Not Detected

RL= Reporting Limit

**Batch QC Report**

<b>Purgeable Organics by GC/MS</b>			
Lab #:	209621	Location:	Romie EPA
Client:	Iris Environmental	Prep:	EPA 5030B
Project#:	07-555-A	Analysis:	EPA 8260B
Type:	BLANK	Diln Fac:	1.000
Lab ID:	QC481952	Batch#:	147578
Matrix:	Water	Analyzed:	02/04/09
Units:	ug/L		

<b>Analyte</b>	<b>Result</b>	<b>RL</b>
Dibromochloromethane	ND	0.5
1,2-Dibromoethane	ND	0.5
Chlorobenzene	ND	0.5
1,1,1,2-Tetrachloroethane	ND	0.5
Ethylbenzene	ND	0.5
m,p-Xylenes	ND	0.5
o-Xylene	ND	0.5
Styrene	ND	0.5
Bromoform	ND	1.0
Isopropylbenzene	ND	0.5
1,1,2,2-Tetrachloroethane	ND	0.5
1,2,3-Trichloropropane	ND	0.5
Propylbenzene	ND	0.5
Bromobenzene	ND	0.5
1,3,5-Trimethylbenzene	ND	0.5
2-Chlorotoluene	ND	0.5
4-Chlorotoluene	ND	0.5
tert-Butylbenzene	ND	0.5
1,2,4-Trimethylbenzene	ND	0.5
sec-Butylbenzene	ND	0.5
para-Isopropyl Toluene	ND	0.5
1,3-Dichlorobenzene	ND	0.5
1,4-Dichlorobenzene	ND	0.5
n-Butylbenzene	ND	0.5
1,2-Dichlorobenzene	ND	0.5
1,2-Dibromo-3-Chloropropane	ND	2.0
1,2,4-Trichlorobenzene	ND	0.5
Hexachlorobutadiene	ND	2.0
Naphthalene	ND	2.0
1,2,3-Trichlorobenzene	ND	0.5

<b>Surrogate</b>	<b>%REC</b>	<b>Limits</b>
Dibromofluoromethane	93	80-125
1,2-Dichloroethane-d4	95	80-137
Toluene-d8	99	80-120
Bromofluorobenzene	105	80-122

ND= Not Detected

RL= Reporting Limit

**Batch QC Report**

Purgeable Organics by GC/MS			
Lab #:	209621	Location:	Romie EPA
Client:	Iris Environmental	Prep:	EPA 5030B
Project#:	07-555-A	Analysis:	EPA 8260B
Matrix:	Water	Batch#:	147435
Units:	ug/L	Analyzed:	01/30/09
Diln Fac:	1.000		

Type: BS Lab ID: QC481347

Analyte	Spiked	Result	%REC	Limits
1,1-Dichloroethene	25.00	24.02	96	73-133
Benzene	25.00	25.16	101	80-120
Trichloroethene	25.00	25.13	101	80-120
Toluene	25.00	26.69	107	80-120
Chlorobenzene	25.00	25.93	104	80-120

Surrogate	%REC	Limits
Dibromofluoromethane	91	80-125
1,2-Dichloroethane-d4	88	80-137
Toluene-d8	94	80-120
Bromofluorobenzene	89	80-122

Type: BSD Lab ID: QC481348

Analyte	Spiked	Result	%REC	Limits	RPD	Lim
1,1-Dichloroethene	25.00	22.68	91	73-133	6	20
Benzene	25.00	24.05	96	80-120	5	20
Trichloroethene	25.00	24.63	99	80-120	2	20
Toluene	25.00	25.90	104	80-120	3	20
Chlorobenzene	25.00	24.41	98	80-120	6	20

Surrogate	%REC	Limits
Dibromofluoromethane	89	80-125
1,2-Dichloroethane-d4	88	80-137
Toluene-d8	95	80-120
Bromofluorobenzene	89	80-122

RPD= Relative Percent Difference



**Batch QC Report**

Purgeable Organics by GC/MS			
Lab #:	209621	Location:	Romie EPA
Client:	Iris Environmental	Prep:	EPA 5030B
Project#:	07-555-A	Analysis:	EPA 8260B
Matrix:	Water	Batch#:	147578
Units:	ug/L	Analyzed:	02/04/09
Diln Fac:	1.000		

Type: BS Lab ID: QC481950

Analyte	Spiked	Result	%REC	Limits
1,1-Dichloroethene	20.00	19.67	98	73-133
Benzene	20.00	18.59	93	80-120
Trichloroethene	20.00	21.71	109	80-120
Toluene	20.00	18.70	94	80-120
Chlorobenzene	20.00	18.76	94	80-120

Surrogate	%REC	Limits
Dibromofluoromethane	96	80-125
1,2-Dichloroethane-d4	89	80-137
Toluene-d8	99	80-120
Bromofluorobenzene	100	80-122

Type: BSD Lab ID: QC481951

Analyte	Spiked	Result	%REC	Limits	RPD	Lim
1,1-Dichloroethene	20.00	18.67	93	73-133	5	20
Benzene	20.00	17.63	88	80-120	5	20
Trichloroethene	20.00	19.89	99	80-120	9	20
Toluene	20.00	19.16	96	80-120	2	20
Chlorobenzene	20.00	18.15	91	80-120	3	20

Surrogate	%REC	Limits
Dibromofluoromethane	96	80-125
1,2-Dichloroethane-d4	89	80-137
Toluene-d8	97	80-120
Bromofluorobenzene	100	80-122

RPD= Relative Percent Difference

Semivolatile Organics by GC/MS			
Lab #:	209621	Location:	Romie EPA
Client:	Iris Environmental	Prep:	EPA 3520C
Project#:	07-555-A	Analysis:	EPA 8270C
Field ID:	SUMP-290109	Batch#:	147454
Lab ID:	209621-001	Sampled:	01/29/09
Matrix:	Water	Received:	01/29/09
Units:	ug/L	Prepared:	01/30/09
Diln Fac:	1.000	Analyzed:	02/01/09

Analyte	Result	RL
N-Nitrosodimethylamine	ND	9.4
Phenol	ND	9.4
bis(2-Chloroethyl)ether	ND	9.4
2-Chlorophenol	ND	9.4
1,3-Dichlorobenzene	ND	9.4
1,4-Dichlorobenzene	ND	9.4
Benzyl alcohol	ND	9.4
1,2-Dichlorobenzene	ND	9.4
2-Methylphenol	ND	9.4
bis(2-Chloroisopropyl) ether	ND	9.4
4-Methylphenol	ND	9.4
N-Nitroso-di-n-propylamine	ND	9.4
Hexachloroethane	ND	9.4
Nitrobenzene	ND	9.4
Isophorone	ND	9.4
2-Nitrophenol	ND	19
2,4-Dimethylphenol	ND	9.4
Benzoic acid	ND	47
bis(2-Chloroethoxy)methane	ND	9.4
2,4-Dichlorophenol	ND	9.4
1,2,4-Trichlorobenzene	ND	9.4
Naphthalene	ND	9.4
4-Chloroaniline	ND	9.4
Hexachlorobutadiene	ND	9.4
4-Chloro-3-methylphenol	ND	9.4
2-Methylnaphthalene	ND	9.4
Hexachlorocyclopentadiene	ND	19
2,4,6-Trichlorophenol	ND	9.4
2,4,5-Trichlorophenol	ND	9.4
2-Chloronaphthalene	ND	9.4
2-Nitroaniline	ND	19
Dimethylphthalate	ND	9.4
Acenaphthylene	ND	9.4
2,6-Dinitrotoluene	ND	9.4
3-Nitroaniline	ND	19
Acenaphthene	ND	9.4
2,4-Dinitrophenol	ND	19
4-Nitrophenol	ND	19
Dibenzofuran	ND	9.4
2,4-Dinitrotoluene	ND	9.4
Diethylphthalate	ND	9.4
Fluorene	ND	9.4
4-Chlorophenyl-phenylether	ND	9.4
4-Nitroaniline	ND	19
4,6-Dinitro-2-methylphenol	ND	19
N-Nitrosodiphenylamine	ND	9.4
Azobenzene	ND	9.4
4-Bromophenyl-phenylether	ND	9.4
Hexachlorobenzene	ND	9.4
Pentachlorophenol	ND	19
Phenanthrene	ND	9.4
Anthracene	ND	9.4
Di-n-butylphthalate	ND	9.4
Fluoranthene	ND	9.4

ND= Not Detected  
 RL= Reporting Limit

Semivolatile Organics by GC/MS			
Lab #:	209621	Location:	Romie EPA
Client:	Iris Environmental	Prep:	EPA 3520C
Project#:	07-555-A	Analysis:	EPA 8270C
Field ID:	SUMP-290109	Batch#:	147454
Lab ID:	209621-001	Sampled:	01/29/09
Matrix:	Water	Received:	01/29/09
Units:	ug/L	Prepared:	01/30/09
Diln Fac:	1.000	Analyzed:	02/01/09

Analyte	Result	RL
Pyrene	ND	9.4
Butylbenzylphthalate	ND	9.4
3,3'-Dichlorobenzidine	ND	19
Benzo(a)anthracene	ND	9.4
Chrysene	ND	9.4
bis(2-Ethylhexyl)phthalate	ND	9.4
Di-n-octylphthalate	ND	9.4
Benzo(b)fluoranthene	ND	9.4
Benzo(k)fluoranthene	ND	9.4
Benzo(a)pyrene	ND	9.4
Indeno(1,2,3-cd)pyrene	ND	9.4
Dibenz(a,h)anthracene	ND	9.4
Benzo(g,h,i)perylene	ND	9.4

Surrogate	%REC	Limits
2-Fluorophenol	74	40-120
Phenol-d5	76	43-120
2,4,6-Tribromophenol	93	40-122
Nitrobenzene-d5	73	56-120
2-Fluorobiphenyl	87	55-120
Terphenyl-d14	63	34-120

ND= Not Detected  
 RL= Reporting Limit

## Batch QC Report

Semivolatile Organics by GC/MS			
Lab #:	209621	Location:	Romie EPA
Client:	Iris Environmental	Prep:	EPA 3520C
Project#:	07-555-A	Analysis:	EPA 8270C
Type:	BLANK	Diln Fac:	1.000
Lab ID:	QC481424	Batch#:	147454
Matrix:	Water	Prepared:	01/30/09
Units:	ug/L	Analyzed:	02/01/09

Analyte	Result	RL
N-Nitrosodimethylamine	ND	10
Phenol	ND	10
bis(2-Chloroethyl)ether	ND	10
2-Chlorophenol	ND	10
1,3-Dichlorobenzene	ND	10
1,4-Dichlorobenzene	ND	10
Benzyl alcohol	ND	10
1,2-Dichlorobenzene	ND	10
2-Methylphenol	ND	10
bis(2-Chloroisopropyl) ether	ND	10
4-Methylphenol	ND	10
N-Nitroso-di-n-propylamine	ND	10
Hexachloroethane	ND	10
Nitrobenzene	ND	10
Isophorone	ND	10
2-Nitrophenol	ND	20
2,4-Dimethylphenol	ND	10
Benzoic acid	ND	50
bis(2-Chloroethoxy)methane	ND	10
2,4-Dichlorophenol	ND	10
1,2,4-Trichlorobenzene	ND	10
Naphthalene	ND	10
4-Chloroaniline	ND	10
Hexachlorobutadiene	ND	10
4-Chloro-3-methylphenol	ND	10
2-Methylnaphthalene	ND	10
Hexachlorocyclopentadiene	ND	20
2,4,6-Trichlorophenol	ND	10
2,4,5-Trichlorophenol	ND	10
2-Chloronaphthalene	ND	10
2-Nitroaniline	ND	20
Dimethylphthalate	ND	10
Acenaphthylene	ND	10
2,6-Dinitrotoluene	ND	10
3-Nitroaniline	ND	20
Acenaphthene	ND	10
2,4-Dinitrophenol	ND	20
4-Nitrophenol	ND	20
Dibenzofuran	ND	10
2,4-Dinitrotoluene	ND	10
Diethylphthalate	ND	10
Fluorene	ND	10
4-Chlorophenyl-phenylether	ND	10
4-Nitroaniline	ND	20
4,6-Dinitro-2-methylphenol	ND	20
N-Nitrosodiphenylamine	ND	10
Azobenzene	ND	10
4-Bromophenyl-phenylether	ND	10
Hexachlorobenzene	ND	10
Pentachlorophenol	ND	20
Phenanthrene	ND	10
Anthracene	ND	10
Di-n-butylphthalate	ND	10
Fluoranthene	ND	10

ND= Not Detected  
 RL= Reporting Limit

## Batch QC Report

Semivolatile Organics by GC/MS			
Lab #:	209621	Location:	Romie EPA
Client:	Iris Environmental	Prep:	EPA 3520C
Project#:	07-555-A	Analysis:	EPA 8270C
Type:	BLANK	Diln Fac:	1.000
Lab ID:	QC481424	Batch#:	147454
Matrix:	Water	Prepared:	01/30/09
Units:	ug/L	Analyzed:	02/01/09

Analyte	Result	RL
Pyrene	ND	10
Butylbenzylphthalate	ND	10
3,3'-Dichlorobenzidine	ND	20
Benzo(a)anthracene	ND	10
Chrysene	ND	10
bis(2-Ethylhexyl)phthalate	ND	10
Di-n-octylphthalate	ND	10
Benzo(b)fluoranthene	ND	10
Benzo(k)fluoranthene	ND	10
Benzo(a)pyrene	ND	10
Indeno(1,2,3-cd)pyrene	ND	10
Dibenz(a,h)anthracene	ND	10
Benzo(g,h,i)perylene	ND	10

Surrogate	%REC	Limits
2-Fluorophenol	66	40-120
Phenol-d5	62	43-120
2,4,6-Tribromophenol	53	40-122
Nitrobenzene-d5	62	56-120
2-Fluorobiphenyl	73	55-120
Terphenyl-d14	74	34-120

ND= Not Detected  
 RL= Reporting Limit

**Batch QC Report**

Semivolatile Organics by GC/MS			
Lab #:	209621	Location:	Romie EPA
Client:	Iris Environmental	Prep:	EPA 3520C
Project#:	07-555-A	Analysis:	EPA 8270C
Matrix:	Water	Batch#:	147454
Units:	ug/L	Prepared:	01/30/09
Diln Fac:	1.000	Analyzed:	02/01/09

Type: BS Lab ID: QC481425

Analyte	Spiked	Result	%REC	Limits
Phenol	80.00	53.45	67	45-120
2-Chlorophenol	80.00	59.08	74	52-120
1,4-Dichlorobenzene	80.00	51.17	64	47-120
N-Nitroso-di-n-propylamine	80.00	54.97	69	38-120
1,2,4-Trichlorobenzene	80.00	56.45	71	46-120
4-Chloro-3-methylphenol	80.00	53.64	67	55-120
Acenaphthene	30.00	23.67	79	54-120
4-Nitrophenol	80.00	55.29	69	46-120
2,4-Dinitrotoluene	80.00	63.90	80	56-120
Pentachlorophenol	80.00	55.57	69	50-121
Pyrene	30.00	26.22	87	54-120

Surrogate	%REC	Limits
2-Fluorophenol	75	40-120
Phenol-d5	71	43-120
2,4,6-Tribromophenol	88	40-122
Nitrobenzene-d5	73	56-120
2-Fluorobiphenyl	88	55-120
Terphenyl-d14	87	34-120

Type: BSD Lab ID: QC481426

Analyte	Spiked	Result	%REC	Limits	RPD	Lim
Phenol	80.00	53.51	67	45-120	0	24
2-Chlorophenol	80.00	59.86	75	52-120	1	23
1,4-Dichlorobenzene	80.00	53.05	66	47-120	4	29
N-Nitroso-di-n-propylamine	80.00	54.54	68	38-120	1	25
1,2,4-Trichlorobenzene	80.00	55.69	70	46-120	1	28
4-Chloro-3-methylphenol	80.00	53.36	67	55-120	1	20
Acenaphthene	30.00	23.17	77	54-120	2	20
4-Nitrophenol	80.00	55.51	69	46-120	0	23
2,4-Dinitrotoluene	80.00	62.61	78	56-120	2	20
Pentachlorophenol	80.00	55.15	69	50-121	1	23
Pyrene	30.00	25.19	84	54-120	4	22

Surrogate	%REC	Limits
2-Fluorophenol	75	40-120
Phenol-d5	71	43-120
2,4,6-Tribromophenol	85	40-122
Nitrobenzene-d5	73	56-120
2-Fluorobiphenyl	89	55-120
Terphenyl-d14	84	34-120

RPD= Relative Percent Difference

Organochlorine Pesticides			
Lab #:	209621	Location:	Romie EPA
Client:	Iris Environmental	Prep:	EPA 3520C
Project#:	07-555-A	Analysis:	EPA 8081A
Field ID:	SUMP-290109	Batch#:	147398
Lab ID:	209621-001	Sampled:	01/29/09
Matrix:	Water	Received:	01/29/09
Units:	ug/L	Prepared:	01/30/09
Diln Fac:	1.000	Analyzed:	02/03/09

Analyte	Result	RL
alpha-BHC	ND	0.05
beta-BHC	ND	0.05
gamma-BHC	ND	0.05
delta-BHC	ND	0.05
Heptachlor	ND	0.05
Aldrin	ND	0.05
Heptachlor epoxide	ND	0.05
Endosulfan I	ND	0.05
Dieldrin	ND	0.1
4,4'-DDE	ND	0.1
Endrin	ND	0.1
Endosulfan II	ND	0.1
Endosulfan sulfate	ND	0.1
4,4'-DDD	ND	0.1
Endrin aldehyde	ND	0.1
4,4'-DDT	ND	0.1
alpha-Chlordane	ND	0.05
gamma-Chlordane	ND	0.05
Methoxychlor	ND	0.5
Toxaphene	ND	1.0

Surrogate	%REC	Limits
TCMX	90	37-120
Decachlorobiphenyl	22 *	29-141

\*= Value outside of QC limits; see narrative

ND= Not Detected

RL= Reporting Limit

**Batch QC Report**

<b>Organochlorine Pesticides</b>			
Lab #:	209621	Location:	Romie EPA
Client:	Iris Environmental	Prep:	EPA 3520C
Project#:	07-555-A	Analysis:	EPA 8081A
Type:	BLANK	Diln Fac:	1.000
Lab ID:	QC481223	Batch#:	147398
Matrix:	TCLP Leachate	Prepared:	01/29/09
Units:	ug/L	Analyzed:	01/30/09

<b>Analyte</b>	<b>Result</b>	<b>RL</b>
alpha-BHC	ND	0.05
beta-BHC	ND	0.05
gamma-BHC	ND	0.05
delta-BHC	ND	0.05
Heptachlor	ND	0.05
Aldrin	ND	0.05
Heptachlor epoxide	0.06 b	0.05
Endosulfan I	ND	0.05
Dieldrin	ND	0.1
4,4'-DDE	ND	0.1
Endrin	ND	0.1
Endosulfan II	ND	0.1
Endosulfan sulfate	ND	0.1
4,4'-DDD	ND	0.1
Endrin aldehyde	ND	0.1
4,4'-DDT	ND #	0.1
alpha-Chlordane	ND	0.05
gamma-Chlordane	ND	0.05
Methoxychlor	ND	0.5
Toxaphene	ND	1.0

<b>Surrogate</b>	<b>%REC</b>	<b>Limits</b>
TCMX	79	37-120
Decachlorobiphenyl	31	29-141

#= CCV drift outside limits; average CCV drift within limits per method requirements

b= See narrative

ND= Not Detected

RL= Reporting Limit



**Batch QC Report**

<b>Organochlorine Pesticides</b>			
Lab #:	209621	Location:	Romie EPA
Client:	Iris Environmental	Prep:	EPA 3520C
Project#:	07-555-A	Analysis:	EPA 8081A
Matrix:	TCLP Leachate	Batch#:	147398
Units:	ug/L	Prepared:	01/29/09
Diln Fac:	1.000	Analyzed:	01/30/09

Type: BS Lab ID: QC481224

Analyte	Spiked	Result	%REC	Limits
gamma-BHC	0.2000	0.2240	112	63-126
Heptachlor	0.2000	0.2039	102	48-127
Aldrin	0.2000	0.1825	91	45-127
Dieldrin	0.4000	0.3754	94	61-135
Endrin	0.4000	0.3567	89	56-142
4,4'-DDT	0.4000	0.4565 #	114	49-140

Surrogate	%REC	Limits
TCMX	89	37-120
Decachlorobiphenyl	47	29-141

Type: BSD Lab ID: QC481225

Analyte	Spiked	Result	%REC	Limits	RPD	Lim
gamma-BHC	0.2000	0.2193	110	63-126	2	20
Heptachlor	0.2000	0.2079	104	48-127	2	30
Aldrin	0.2000	0.1900	95	45-127	4	28
Dieldrin	0.4000	0.3881	97	61-135	3	23
Endrin	0.4000	0.3574	89	56-142	0	31
4,4'-DDT	0.4000	0.4431 #	111	49-140	3	29

Surrogate	%REC	Limits
TCMX	89	37-120
Decachlorobiphenyl	47	29-141

#= CCV drift outside limits; average CCV drift within limits per method requirements  
 RPD= Relative Percent Difference



## Batch QC Report

Polychlorinated Biphenyls (PCBs)			
Lab #:	209621	Location:	Romie EPA
Client:	Iris Environmental	Prep:	EPA 3520C
Project#:	07-555-A	Analysis:	EPA 8082
Matrix:	Water	Batch#:	147452
Units:	ug/L	Prepared:	01/30/09
Diln Fac:	1.000	Analyzed:	02/02/09

Type: BS Cleanup Method: EPA 3665A  
 Lab ID: QC481417

Analyte	Spiked	Result	%REC	Limits
Aroclor-1016	5.000	3.999	80	71-139
Aroclor-1260	5.000	3.805	76	75-141

Surrogate	%REC	Limits
TCMX	94	53-124
Decachlorobiphenyl	43	23-120

Type: BSD Cleanup Method: EPA 3665A  
 Lab ID: QC481418

Analyte	Spiked	Result	%REC	Limits	RPD	Lim
Aroclor-1016	5.000	4.241	85	71-139	6	24
Aroclor-1260	5.000	3.772	75	75-141	1	27

Surrogate	%REC	Limits
TCMX	92	53-124
Decachlorobiphenyl	31	23-120

RPD= Relative Percent Difference

**California Title 22 Metals**

Lab #:	209621	Project#:	07-555-A
Client:	Iris Environmental	Location:	Romie EPA
Field ID:	SUMP-290109	Diln Fac:	1.000
Lab ID:	209621-001	Sampled:	01/29/09
Matrix:	Water	Received:	01/29/09
Units:	ug/L		

Analyte	Result	RL	Batch#	Prepared	Analyzed	Prep	Analysis
Antimony	ND	10	147538	02/03/09	02/03/09	EPA 3010A	EPA 6010B
Arsenic	ND	5.0	147538	02/03/09	02/03/09	EPA 3010A	EPA 6010B
Barium	40	5.0	147538	02/03/09	02/03/09	EPA 3010A	EPA 6010B
Beryllium	ND	2.0	147538	02/03/09	02/03/09	EPA 3010A	EPA 6010B
Cadmium	ND	5.0	147538	02/03/09	02/03/09	EPA 3010A	EPA 6010B
Chromium	ND	5.0	147538	02/03/09	02/03/09	EPA 3010A	EPA 6010B
Cobalt	ND	5.0	147538	02/03/09	02/03/09	EPA 3010A	EPA 6010B
Copper	10	5.0	147538	02/03/09	02/03/09	EPA 3010A	EPA 6010B
Lead	ND	3.0	147538	02/03/09	02/03/09	EPA 3010A	EPA 6010B
Mercury	ND	0.20	147443	01/30/09	01/30/09	METHOD	EPA 7470A
Molybdenum	ND	5.0	147538	02/03/09	02/03/09	EPA 3010A	EPA 6010B
Nickel	5.7	5.0	147538	02/03/09	02/03/09	EPA 3010A	EPA 6010B
Selenium	ND	10	147538	02/03/09	02/03/09	EPA 3010A	EPA 6010B
Silver	ND	5.0	147538	02/03/09	02/03/09	EPA 3010A	EPA 6010B
Thallium	ND	10	147538	02/03/09	02/03/09	EPA 3010A	EPA 6010B
Vanadium	ND	5.0	147538	02/03/09	02/03/09	EPA 3010A	EPA 6010B
Zinc	50	20	147538	02/03/09	02/03/09	EPA 3010A	EPA 6010B

ND= Not Detected  
 RL= Reporting Limit

## Batch QC Report

California Title 22 Metals			
Lab #:	209621	Location:	Romie EPA
Client:	Iris Environmental	Prep:	METHOD
Project#:	07-555-A	Analysis:	EPA 7470A
Analyte:	Mercury	Diln Fac:	1.000
Type:	BLANK	Batch#:	147443
Lab ID:	QC481375	Prepared:	01/30/09
Matrix:	Water	Analyzed:	01/30/09
Units:	ug/L		

Result	RL
ND	0.20

ND= Not Detected  
 RL= Reporting Limit

## Batch QC Report

California Title 22 Metals			
Lab #:	209621	Location:	Romie EPA
Client:	Iris Environmental	Prep:	METHOD
Project#:	07-555-A	Analysis:	EPA 7470A
Analyte:	Mercury	Batch#:	147443
Matrix:	Water	Prepared:	01/30/09
Units:	ug/L	Analyzed:	01/30/09
Diln Fac:	1.000		

Type	Lab ID	Spiked	Result	%REC	Limits	RPD	Lim
BS	QC481376	5.000	5.010	100	80-120		
BSD	QC481377	5.000	4.910	98	80-120	2	20

RPD= Relative Percent Difference

## Batch QC Report

California Title 22 Metals			
Lab #:	209621	Location:	Romie EPA
Client:	Iris Environmental	Prep:	METHOD
Project#:	07-555-A	Analysis:	EPA 7470A
Analyte:	Mercury	Batch#:	147443
Field ID:	ZZZZZZZZZZ	Sampled:	01/27/09
MSS Lab ID:	209585-001	Received:	01/28/09
Matrix:	Water	Prepared:	01/30/09
Units:	ug/L	Analyzed:	01/30/09
Diln Fac:	1.000		

Type	Lab ID	MSS Result	Spiked	Result	%REC	Limits	RPD	Lim
MS	QC481378	<0.03335	5.000	5.150	103	71-124		
MSD	QC481379		5.000	5.130	103	71-124	0	20

RPD= Relative Percent Difference

## Batch QC Report

California Title 22 Metals			
Lab #:	209621	Location:	Romie EPA
Client:	Iris Environmental	Prep:	EPA 3010A
Project#:	07-555-A	Analysis:	EPA 6010B
Type:	BLANK	Diln Fac:	1.000
Lab ID:	QC481765	Batch#:	147538
Matrix:	Water	Prepared:	02/03/09
Units:	ug/L	Analyzed:	02/03/09

Analyte	Result	RL
Antimony	ND	10
Arsenic	ND	5.0
Barium	ND	5.0
Beryllium	ND	2.0
Cadmium	ND	5.0
Chromium	ND	5.0
Cobalt	ND	5.0
Copper	ND	5.0
Lead	ND	3.0
Molybdenum	ND	5.0
Nickel	ND	5.0
Selenium	ND	10
Silver	ND	5.0
Thallium	ND	10
Vanadium	ND	5.0
Zinc	ND	20

ND= Not Detected

RL= Reporting Limit



**Batch QC Report**

California Title 22 Metals			
Lab #:	209621	Location:	Romie EPA
Client:	Iris Environmental	Prep:	EPA 3010A
Project#:	07-555-A	Analysis:	EPA 6010B
Matrix:	Water	Batch#:	147538
Units:	ug/L	Prepared:	02/03/09
Diln Fac:	1.000	Analyzed:	02/03/09

Type: BS Lab ID: QC481766

Analyte	Spiked	Result	%REC	Limits
Antimony	500.0	531.7	106	80-120
Arsenic	100.0	111.1	111	80-120
Barium	2,000	2,051	103	80-120
Beryllium	50.00	57.89	116	80-120
Cadmium	50.00	53.27	107	80-120
Chromium	200.0	213.9	107	80-120
Cobalt	500.0	524.0	105	80-120
Copper	250.0	271.7	109	80-120
Lead	100.0	93.53	94	80-120
Molybdenum	400.0	435.4	109	80-120
Nickel	500.0	522.2	104	80-120
Selenium	100.0	117.1	117	80-120
Silver	50.00	51.10	102	80-120
Thallium	100.0	108.3	108	80-120
Vanadium	500.0	535.2	107	80-120
Zinc	500.0	530.4	106	80-120

Type: BSD Lab ID: QC481767

Analyte	Spiked	Result	%REC	Limits	RPD	Lim
Antimony	500.0	530.5	106	80-120	0	20
Arsenic	100.0	110.9	111	80-120	0	20
Barium	2,000	2,066	103	80-120	1	20
Beryllium	50.00	56.89	114	80-120	2	20
Cadmium	50.00	52.93	106	80-120	1	20
Chromium	200.0	216.5	108	80-120	1	20
Cobalt	500.0	529.8	106	80-120	1	20
Copper	250.0	273.4	109	80-120	1	20
Lead	100.0	92.89	93	80-120	1	20
Molybdenum	400.0	432.8	108	80-120	1	20
Nickel	500.0	527.3	105	80-120	1	20
Selenium	100.0	116.1	116	80-120	1	20
Silver	50.00	51.12	102	80-120	0	20
Thallium	100.0	108.2	108	80-120	0	20
Vanadium	500.0	541.6	108	80-120	1	20
Zinc	500.0	537.2	107	80-120	1	20

RPD= Relative Percent Difference

**Batch QC Report**

California Title 22 Metals			
Lab #:	209621	Location:	Romie EPA
Client:	Iris Environmental	Prep:	EPA 3010A
Project#:	07-555-A	Analysis:	EPA 6010B
Field ID:	ZZZZZZZZZZ	Batch#:	147538
MSS Lab ID:	209690-001	Sampled:	02/02/09
Matrix:	Water	Received:	02/02/09
Units:	ug/L	Prepared:	02/03/09
Diln Fac:	1.000	Analyzed:	02/03/09

Type: MS Lab ID: QC481768

Analyte	MSS Result	Spiked	Result	%REC	Limits
Antimony	<2.749	500.0	529.2	106	75-120
Arsenic	1.182	100.0	114.9	114	79-125
Barium	10.49	2,000	2,064	103	80-120
Beryllium	0.2893	50.00	58.42	116	80-120
Cadmium	<1.469	50.00	52.95	106	80-120
Chromium	0.5687	200.0	214.7	107	78-120
Cobalt	<0.5933	500.0	510.9	102	76-120
Copper	36.81	250.0	314.4	111	75-120
Lead	<0.9197	100.0	93.76	94	71-120
Molybdenum	1.579	400.0	435.9	109	80-120
Nickel	<1.497	500.0	515.0	103	74-120
Selenium	11.87	100.0	125.0	113	73-125
Silver	<1.605	50.00	52.65	105	69-120
Thallium	<1.767	100.0	104.5	105	72-120
Vanadium	<0.9127	500.0	547.4	109	79-120
Zinc	27.32	500.0	547.9	104	74-122

Type: MSD Lab ID: QC481769

Analyte	Spiked	Result	%REC	Limits	RPD	Lim
Antimony	500.0	526.0	105	75-120	1	20
Arsenic	100.0	113.3	112	79-125	1	20
Barium	2,000	2,046	102	80-120	1	20
Beryllium	50.00	57.71	115	80-120	1	20
Cadmium	50.00	52.49	105	80-120	1	20
Chromium	200.0	211.6	106	78-120	1	20
Cobalt	500.0	506.7	101	76-120	1	20
Copper	250.0	314.0	111	75-120	0	20
Lead	100.0	93.56	94	71-120	0	20
Molybdenum	400.0	435.1	108	80-120	0	20
Nickel	500.0	512.2	102	74-120	1	20
Selenium	100.0	123.9	112	73-125	1	20
Silver	50.00	51.13	102	69-120	3	20
Thallium	100.0	103.6	104	72-120	1	20
Vanadium	500.0	540.4	108	79-120	1	20
Zinc	500.0	542.6	103	74-122	1	20

RPD= Relative Percent Difference



**Curtis & Tompkins, Ltd.**  
Analytical Laboratories, Since 1878





Curtis & Tompkins, Ltd., Analytical Laboratories, Since 1878

2323 Fifth Street, Berkeley, CA 94710, Phone (510) 486-0900

Laboratory Job Number 210738  
ANALYTICAL REPORT

Iris Environmental  
1438 Webster Street  
Oakland, CA 94612

Project : 07-555-A  
Location : Romic-East Palo Alto  
Level : II

<u>Sample ID</u>	<u>Lab ID</u>
SUMP-180309N	210738-001
SUMP-180309S	210738-002

This data package has been reviewed for technical correctness and completeness. Release of this data has been authorized by the Laboratory Manager or the Manager's designee, as verified by the following signatures. The results contained in this report meet all requirements of NELAC and pertain only to those samples which were submitted for analysis. This report may be reproduced only in its entirety.

Signature:   
Project Manager

Date: 04/10/2009

Signature:   
Senior Program Manager

Date: 04/14/2009

NELAP # 01107CA

## CASE NARRATIVE

Laboratory number: 210738  
Client: Iris Environmental  
Project: 07-555-A  
Location: Romic-East Palo Alto  
Request Date: 03/18/09  
Samples Received: 03/18/09

This data package contains sample and QC results for two sludge samples, requested for the above referenced project on 03/18/09. The samples were received cold and intact.

### TPH-Purgeables and/or BTXE by GC (EPA 8015B):

High surrogate recoveries were observed for bromofluorobenzene (FID) in SUMP-180309N (lab # 210738-001) and SUMP-180309S (lab # 210738-002); the corresponding trifluorotoluene (FID) surrogate recoveries were within limits. No other analytical problems were encountered.

### TPH-Extractables by GC (EPA 8015B):

No analytical problems were encountered.

### Volatile Organics by GC/MS (EPA 8260B):

Methylene chloride was detected above the RL in SUMP-180309N (lab # 210738-001); this analyte is a common laboratory contaminant. SUMP-180309S (lab # 210738-002) was diluted due to high non-target analytes. No other analytical problems were encountered.

### Semivolatile Organics by GC/MS (EPA 8270C):

Low recoveries were observed for pentachlorophenol in the MS/MSD for batch 149144; the parent sample was not a project sample, and the associated RPD was within limits. No other analytical problems were encountered.

### Pesticides (EPA 8081A):

All samples underwent sulfur cleanup using the copper option in EPA Method 3660B. SUMP-180309N (lab # 210738-001) and SUMP-180309S (lab # 210738-002) were diluted due to the color of the sample extracts. No other analytical problems were encountered.

### PCBs (EPA 8082):

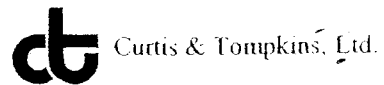
All samples underwent sulfuric acid cleanup using EPA Method 3665A. All samples underwent sulfur cleanup using the copper option in EPA Method 3660B. Low surrogate recoveries were observed for decachlorobiphenyl in SUMP-180309N (lab # 210738-001) and SUMP-180309S (lab # 210738-002); the corresponding TCMX surrogate recoveries were within limits. No other analytical problems were encountered.

### Metals (EPA 6010B and EPA 7471A):

No analytical problems were encountered.



COOLER RECEIPT CHECKLIST



Login # 210738 Date Received 3/18/09 Number of coolers 1
Client IRIS Project ROMIC-EAST PAW AUTO

Date Opened 3/18/09 By (print) Phuong (sign) P Le
Date Logged in By (print) Phuong (sign) P Le

1. Did cooler come with a shipping slip (airbill, etc) YES NO
Shipping info

2A. Were custody seals present? ... YES (circle) on cooler on samples NO
How many Name Date

2B. Were custody seals intact upon arrival? YES NO N/A

3. Were custody papers dry and intact when received? YES NO

4. Were custody papers filled out properly (ink, signed, etc)? YES NO

5. Is the project identifiable from custody papers? (If so fill out top of form) YES NO

6. Indicate the packing in cooler: (if other, describe)
Bubble Wrap Foam blocks Bags None
Cloth material Cardboard Styrofoam Paper towels

7. Temperature documentation:
Type of ice used: Wet Blue/Gel None Temp(C)

Samples Received on ice & cold without a temperature blank

Samples received on ice directly from the field. Cooling process had begun

8. Were Method 5035 sampling containers present? YES NO
If YES, what time were they transferred to freezer?

9. Did all bottles arrive unbroken/unopened? YES NO

10. Are samples in the appropriate containers for indicated tests? YES NO

11. Are sample labels present, in good condition and complete? YES NO

12. Do the sample labels agree with custody papers? YES NO

13. Was sufficient amount of sample sent for tests requested? YES NO

14. Are the samples appropriately preserved? YES NO N/A

15. Are bubbles > 6mm absent in VOA samples? YES NO N/A

16. Was the client contacted concerning this sample delivery? YES NO
If YES, Who was called? By Date:

COMMENTS

Total Volatile Hydrocarbons			
Lab #:	210738	Location:	Romic-East Palo Alto
Client:	Iris Environmental	Prep:	EPA 5030B
Project#:	07-555-A	Analysis:	EPA 8015B
Units:	mg/Kg	Batch#:	149195
Basis:	as received	Sampled:	03/18/09
Diln Fac:	1.000	Received:	03/18/09

Field ID: SUMP-180309N Matrix: Miscell.  
 Type: SAMPLE Analyzed: 03/25/09  
 Lab ID: 210738-001

Analyte	Result	RL
Gasoline C7-C12	29	0.92

Surrogate	%REC	Limits
Trifluorotoluene (FID)	111	54-152
Bromofluorobenzene (FID)	258 *	50-152

Field ID: SUMP-180309S Matrix: Miscell.  
 Type: SAMPLE Analyzed: 03/25/09  
 Lab ID: 210738-002

Analyte	Result	RL
Gasoline C7-C12	11	1.1

Surrogate	%REC	Limits
Trifluorotoluene (FID)	106	54-152
Bromofluorobenzene (FID)	182 *	50-152

Type: BLANK Matrix: Soil  
 Lab ID: QC488624 Analyzed: 03/24/09

Analyte	Result	RL
Gasoline C7-C12	ND	0.20

Surrogate	%REC	Limits
Trifluorotoluene (FID)	109	54-152
Bromofluorobenzene (FID)	108	50-152

\*= Value outside of QC limits; see narrative  
 ND= Not Detected  
 RL= Reporting Limit



## Batch QC Report

Total Volatile Hydrocarbons			
Lab #:	210738	Location:	Romic-East Palo Alto
Client:	Iris Environmental	Prep:	EPA 5030B
Project#:	07-555-A	Analysis:	EPA 8015B
Type:	LCS	Basis:	as received
Lab ID:	QC488625	Diln Fac:	1.000
Matrix:	Soil	Batch#:	149195
Units:	mg/Kg	Analyzed:	03/24/09

Analyte	Spiked	Result	%REC	Limits
Gasoline C7-C12	5.000	5.422	108	77-120

Surrogate	%REC	Limits
Trifluorotoluene (FID)	133	54-152
Bromofluorobenzene (FID)	109	50-152

## Batch QC Report

Total Volatile Hydrocarbons			
Lab #:	210738	Location:	Romic-East Palo Alto
Client:	Iris Environmental	Prep:	EPA 5030B
Project#:	07-555-A	Analysis:	EPA 8015B
Field ID:	ZZZZZZZZZZ	Diln Fac:	1.000
MSS Lab ID:	210781-001	Batch#:	149195
Matrix:	Soil	Sampled:	03/18/09
Units:	mg/Kg	Received:	03/19/09
Basis:	as received	Analyzed:	03/24/09

Type: MS Lab ID: QC488626

Analyte	MSS Result	Spiked	Result	%REC	Limits
Gasoline C7-C12	0.1153	10.10	8.648	84	31-120

Surrogate	%REC	Limits
Trifluorotoluene (FID)	141	54-152
Bromofluorobenzene (FID)	121	50-152

Type: MSD Lab ID: QC488627

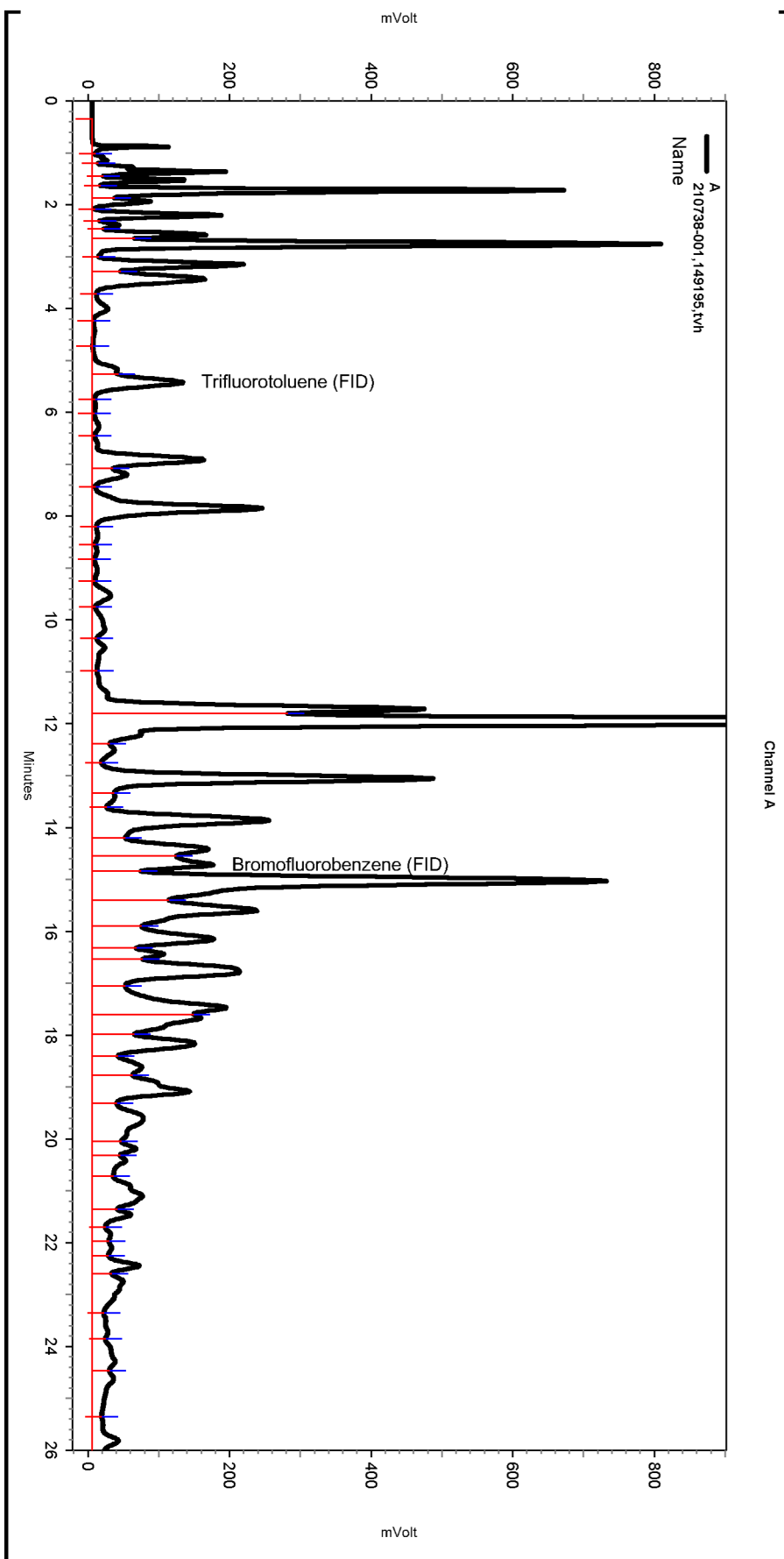
Analyte	Spiked	Result	%REC	Limits	RPD	Lim
Gasoline C7-C12	10.10	9.053	88	31-120	5	34

Surrogate	%REC	Limits
Trifluorotoluene (FID)	140	54-152
Bromofluorobenzene (FID)	121	50-152

RPD= Relative Percent Difference

Sequence File: \\Lims\gdrive\ezchrom\Projects\GC05\Sequence\083.seq  
 Sample Name: 210738-001,149195,tvh  
 Data File: \\Lims\gdrive\ezchrom\Projects\GC05\Data\083\_036  
 Instrument: GC05 (Offline) Vial: N/A Operator: Tvh 2. Analyst (lims2k3\TVH2)  
 Method Name: \\Lims\gdrive\ezchrom\Projects\GC05\Method\TVH2\Xembesingle037.met

Software Version 3.1.7  
 Run Date: 3/25/2009 10:05:02 AM  
 Analysis Date: 3/25/2009 11:32:00 AM  
 Sample Amount: 1.09 Multiplier: 1.09  
 Vial & pH or Core ID: A



-----< General Method Parameters >-----

No items selected for this section

-----< A >-----

No items selected for this section

Integration Events

Enabled	Event Type	Start (Minutes)	Stop (Minutes)	Value
Yes	Width	0	0	0.2
Yes	Threshold	0	0	50

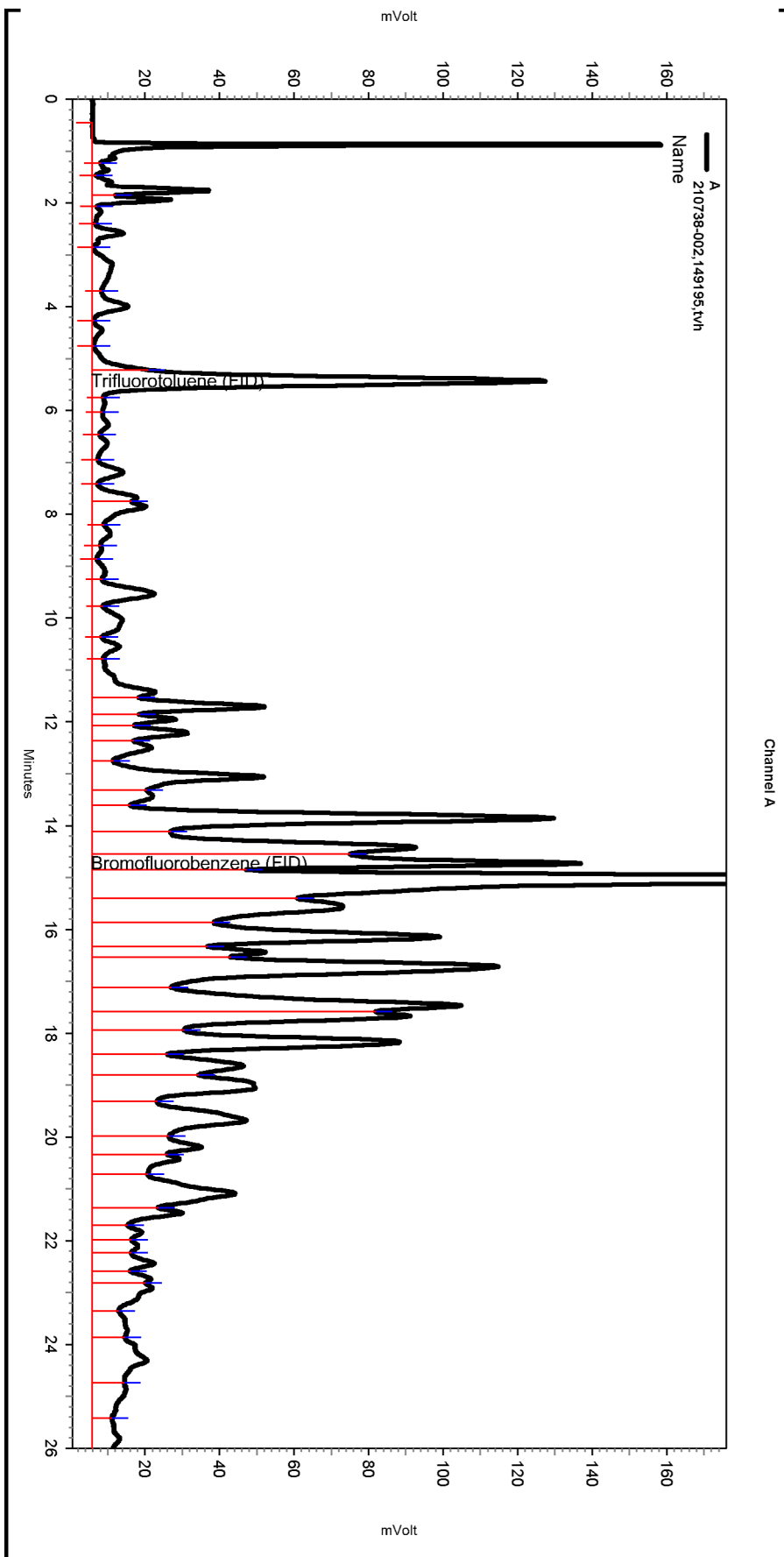
Manual Integration Fixes

Data File: \\Lims\gdrive\ezchrom\Projects\GC05\Data\083\_036

Enabled	Event Type	Start (Minutes)	Stop (Minutes)	Value
Yes	Lowest Point Horizontal Baseli	0.033	26.017	0
Yes	Split Peak	5.262	0	0

Sequence File: \\Lims\gdrive\ezchrom\Projects\GC05\Sequence083.seq  
 Sample Name: 210738-002,149195,tvh  
 Data File: \\Lims\gdrive\ezchrom\Projects\GC05\Data\083\_037  
 Instrument: GC05 (Offline) Vial: N/A Operator: Tvh 2. Analyst (lims2k3\tvh2)  
 Method Name: \\Lims\gdrive\ezchrom\Projects\GC05\Method\TVH\Bxembesingle037.met

Software Version 3.1.7  
 Run Date: 3/25/2009 10:40:34 AM  
 Analysis Date: 3/25/2009 11:32:04 AM  
 Sample Amount: 0.93 Multiplier: 0.93  
 Vial & pH or Core ID: A



-----  
 < General Method Parameters >  
 -----

No items selected for this section

-----  
 < A >  
 -----

No items selected for this section

Integration Events

Enabled	Event Type	Start (Minutes)	Stop (Minutes)	Value
Yes	Width	0	0	0.2
Yes	Threshold	0	0	50

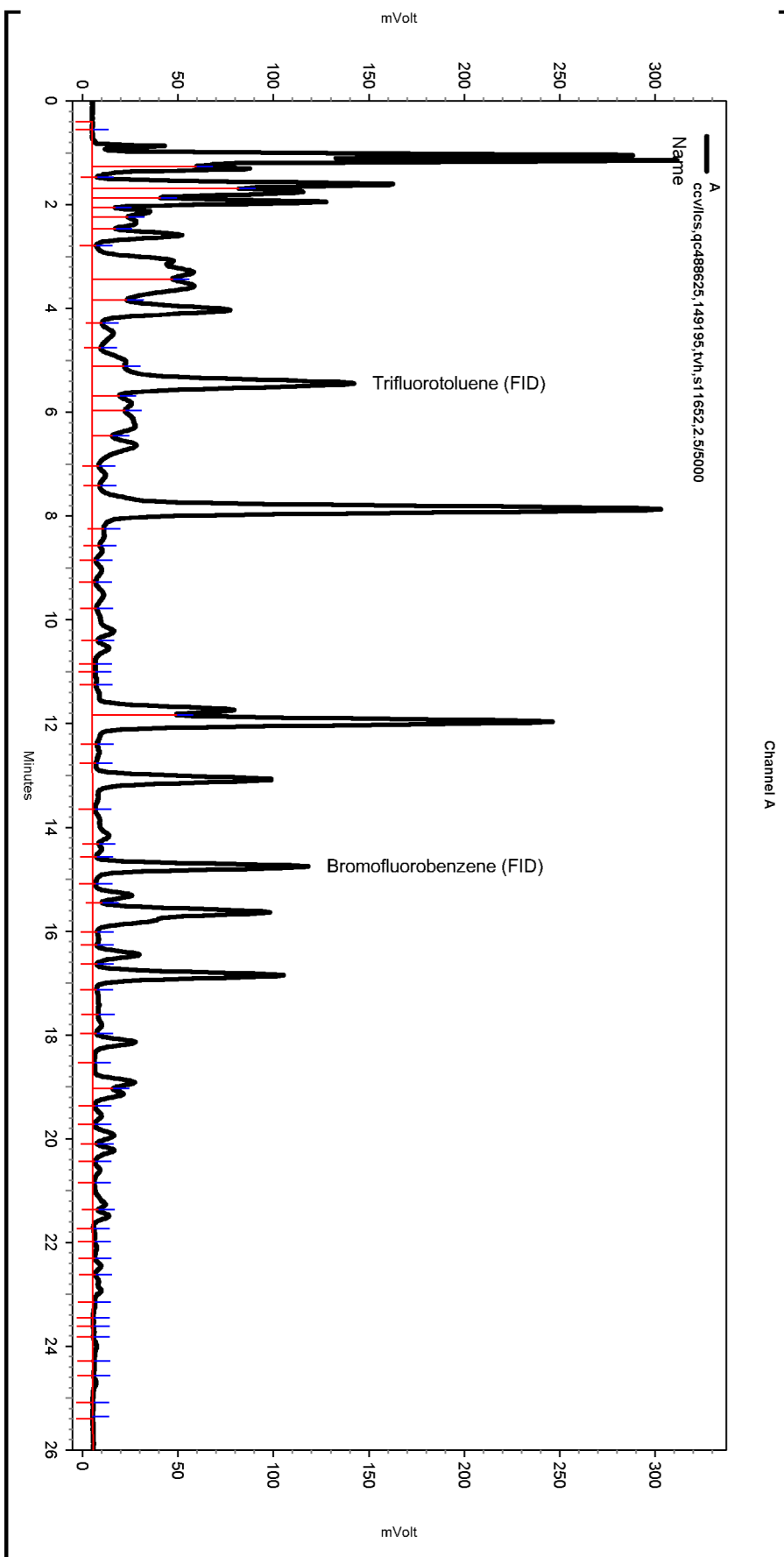
Manual Integration Fixes

Data File: \\Lims\gdrive\ezchrom\Projects\GC05\Data\083\_037

Enabled	Event Type	Start (Minutes)	Stop (Minutes)	Value
Yes	Lowest Point Horizontal Baseli	0	26.017	0
Yes	Split Peak	5.223	0	0

Sequence File: \\Lims\gdrive\ezchrom\Projects\GC05\Sequence083.seq  
 Sample Name: ccv/lcs,qc488625,149195,tvh,s11652,2.5/5000  
 Data File: \\Lims\gdrive\ezchrom\Projects\GC05\Data\083\_003  
 Instrument: GC05 (Offline) Vial: N/A Operator: Tvh 2. Analyst (lims2k3\tvh2)  
 Method Name: \\Lims\gdrive\ezchrom\Projects\GC05\Method\tvhbxembesingle037.met

Software Version 3.1.7  
 Run Date: 3/24/2009 1:14:27 PM  
 Analysis Date: 3/25/2009 7:06:10 AM  
 Sample Amount: 1 Multiplier: 1  
 Vial & pH or Core ID: {Data Description}



-----< General Method Parameters >-----

No items selected for this section

-----< A >-----

No items selected for this section

Integration Events

Enabled	Event Type	Start (Minutes)	Stop (Minutes)	Value
Yes	Width	0	0	0.2
Yes	Threshold	0	0	50

Manual Integration Fixes

Data File: \\Lims\gdrive\ezchrom\Projects\GC05\Data\083\_003

Enabled	Event Type	Start (Minutes)	Stop (Minutes)	Value
None				

Total Extractable Hydrocarbons			
Lab #:	210738	Location:	Romic-East Palo Alto
Client:	Iris Environmental	Prep:	EPA 3550B
Project#:	07-555-A	Analysis:	EPA 8015B
Units:	mg/Kg	Received:	03/18/09
Basis:	as received	Prepared:	03/23/09
Batch#:	149147	Analyzed:	03/27/09
Sampled:	03/18/09		

Field ID: SUMP-180309N      Matrix: Miscell.  
 Type: SAMPLE      Diln Fac: 10.00  
 Lab ID: 210738-001      Cleanup Method: EPA 3630C

Analyte	Result	RL
Diesel C10-C24	2,100 Y	10
Motor Oil C24-C36	3,700	50

Surrogate	%REC	Limits
o-Terphenyl	DO	53-133

Field ID: SUMP-180309S      Matrix: Miscell.  
 Type: SAMPLE      Diln Fac: 10.00  
 Lab ID: 210738-002      Cleanup Method: EPA 3630C

Analyte	Result	RL
Diesel C10-C24	930 Y	10
Motor Oil C24-C36	3,500	50

Surrogate	%REC	Limits
o-Terphenyl	DO	53-133

Type: BLANK      Diln Fac: 1.000  
 Lab ID: QC488423      Cleanup Method: EPA 3630C  
 Matrix: Soil

Analyte	Result	RL
Diesel C10-C24	ND	1.0
Motor Oil C24-C36	ND	5.0

Surrogate	%REC	Limits
o-Terphenyl	83	53-133

Y= Sample exhibits chromatographic pattern which does not resemble standard  
 DO= Diluted Out  
 ND= Not Detected  
 RL= Reporting Limit

## Batch QC Report

Total Extractable Hydrocarbons			
Lab #:	210738	Location:	Romic-East Palo Alto
Client:	Iris Environmental	Prep:	EPA 3550B
Project#:	07-555-A	Analysis:	EPA 8015B
Type:	LCS	Diln Fac:	1.000
Lab ID:	QC488424	Batch#:	149147
Matrix:	Soil	Prepared:	03/23/09
Units:	mg/Kg	Analyzed:	03/27/09
Basis:	as received		

Cleanup Method: EPA 3630C

Analyte	Spiked	Result	%REC	Limits
Diesel C10-C24	49.96	44.87	90	52-128

Surrogate	%REC	Limits
o-Terphenyl	87	53-133

## Batch QC Report

Total Extractable Hydrocarbons			
Lab #:	210738	Location:	Romic-East Palo Alto
Client:	Iris Environmental	Prep:	EPA 3550B
Project#:	07-555-A	Analysis:	EPA 8015B
Field ID:	ZZZZZZZZZZ	Batch#:	149147
MSS Lab ID:	210615-007	Sampled:	03/10/09
Matrix:	Soil	Received:	03/12/09
Units:	mg/Kg	Prepared:	03/23/09
Basis:	as received	Analyzed:	03/27/09
Diln Fac:	1.000		

Type: MS Lab ID: QC488425

Analyte	MSS Result	Spiked	Result	%REC	Limits
Diesel C10-C24	3.344	49.83	53.94	102	33-145

Surrogate	%REC	Limits
o-Terphenyl	94	53-133

Type: MSD Lab ID: QC488426

Analyte	Spiked	Result	%REC	Limits	RPD	Lim
Diesel C10-C24	49.76	54.44	100	33-145	1	44

Surrogate	%REC	Limits
o-Terphenyl	99	53-133

RPD= Relative Percent Difference



Batch QC Report

Total Extractable Hydrocarbons			
Lab #:	210738	Location:	Romic-East Palo Alto
Client:	Iris Environmental	Prep:	EPA 3550B
Project#:	07-555-A	Analysis:	EPA 8015B
Field ID:	ZZZZZZZZZZ	Batch#:	149147
MSS Lab ID:	210660-003	Sampled:	03/09/09
Matrix:	Soil	Received:	03/12/09
Units:	mg/Kg	Prepared:	03/23/09
Basis:	as received	Analyzed:	03/27/09
Diln Fac:	1.000		

Type: MS Lab ID: QC488427

Analyte	MSS Result	Spiked	Result	%REC	Limits
Diesel C10-C24	0.8893	49.98	53.24	105	33-145

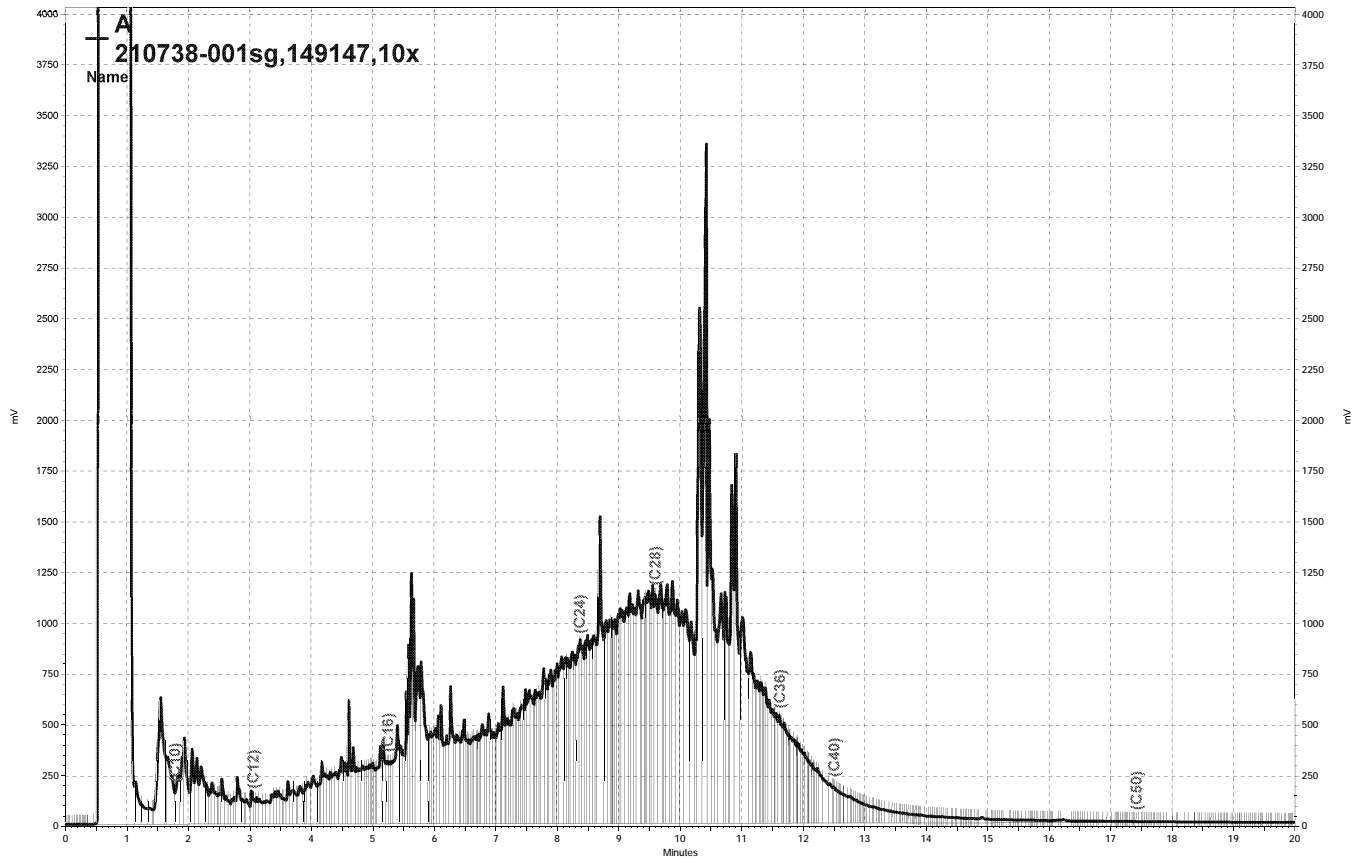
Surrogate	%REC	Limits
o-Terphenyl	99	53-133

Type: MSD Lab ID: QC488428

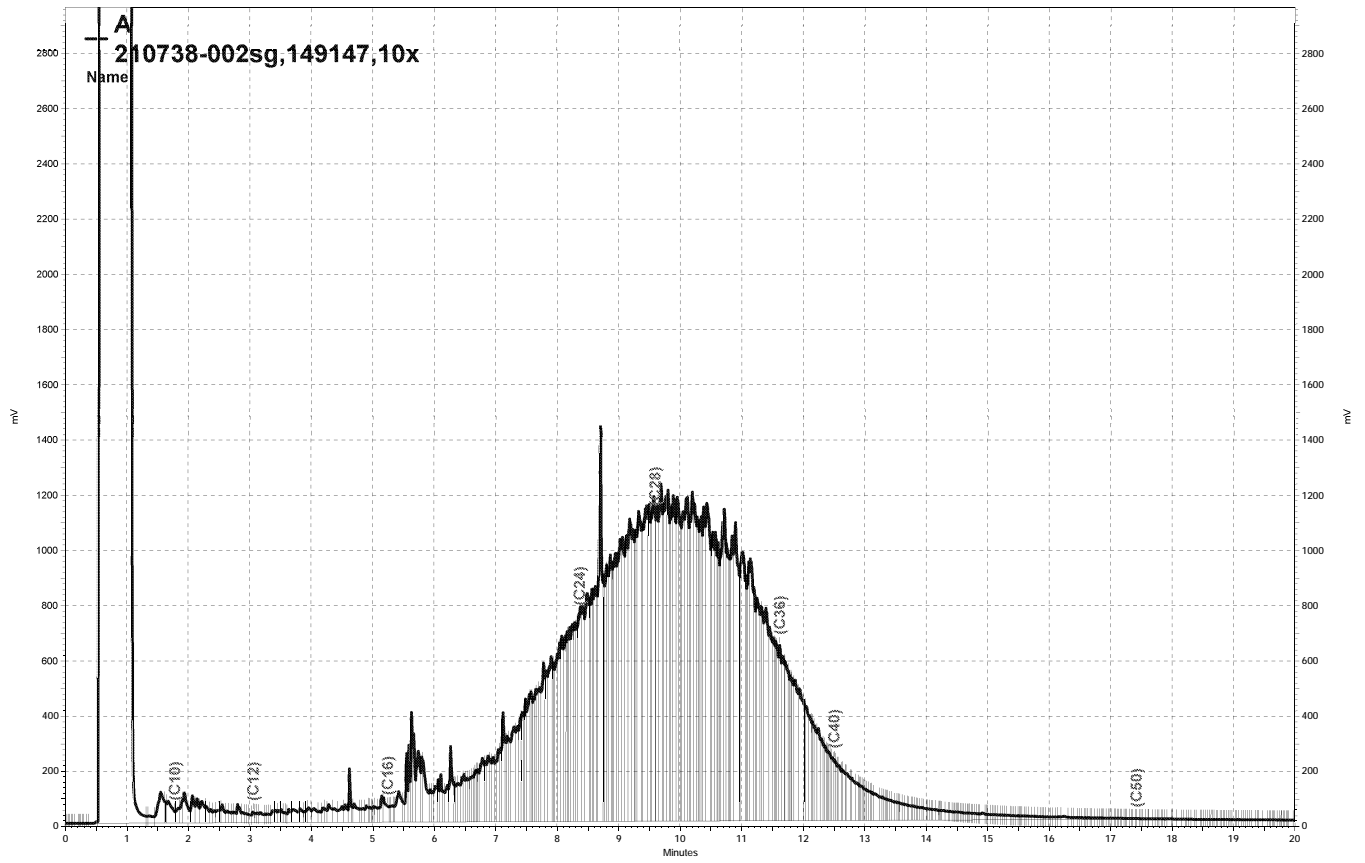
Analyte	Spiked	Result	%REC	Limits	RPD	Lim
Diesel C10-C24	49.94	52.78	104	33-145	1	44

Surrogate	%REC	Limits
o-Terphenyl	99	53-133

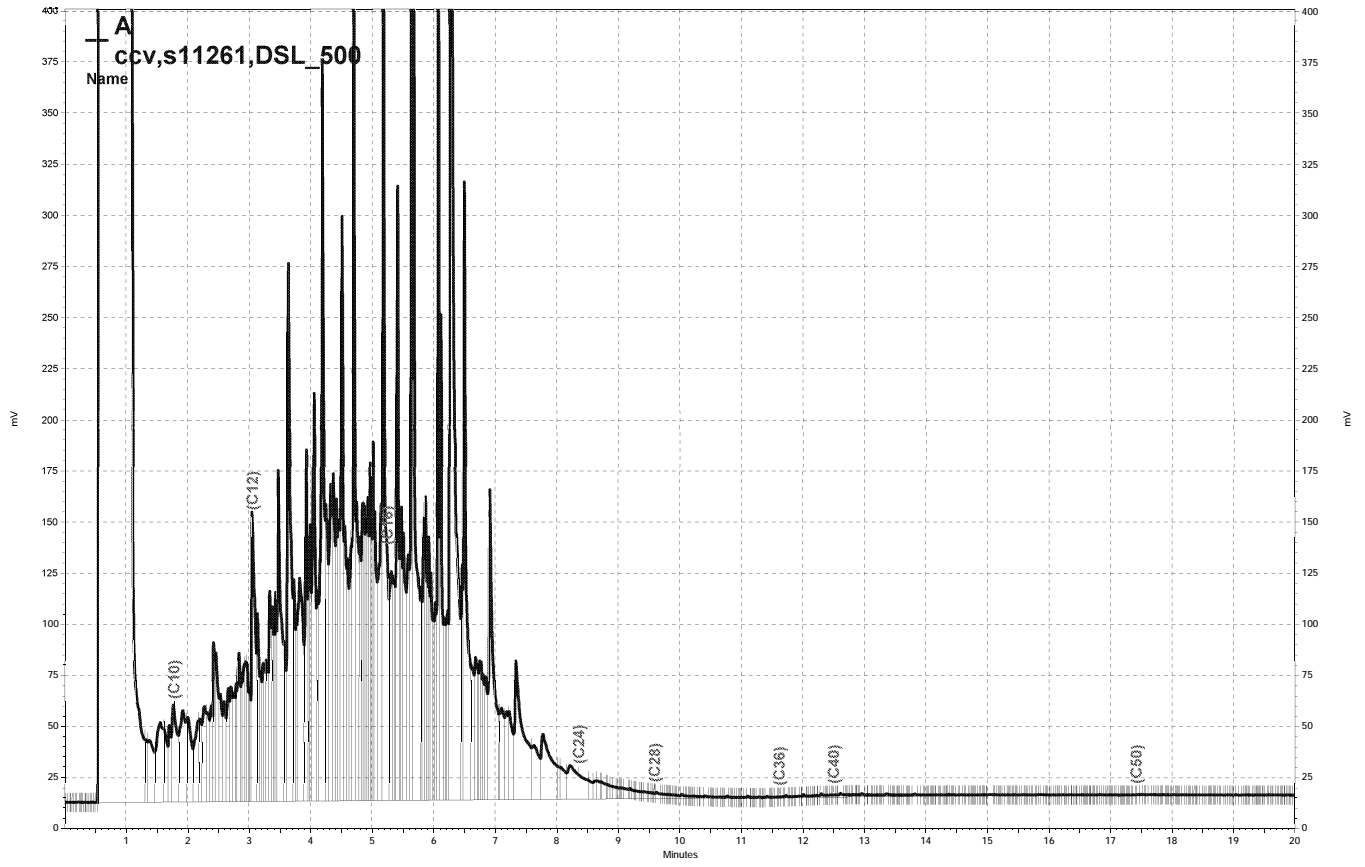
RPD= Relative Percent Difference



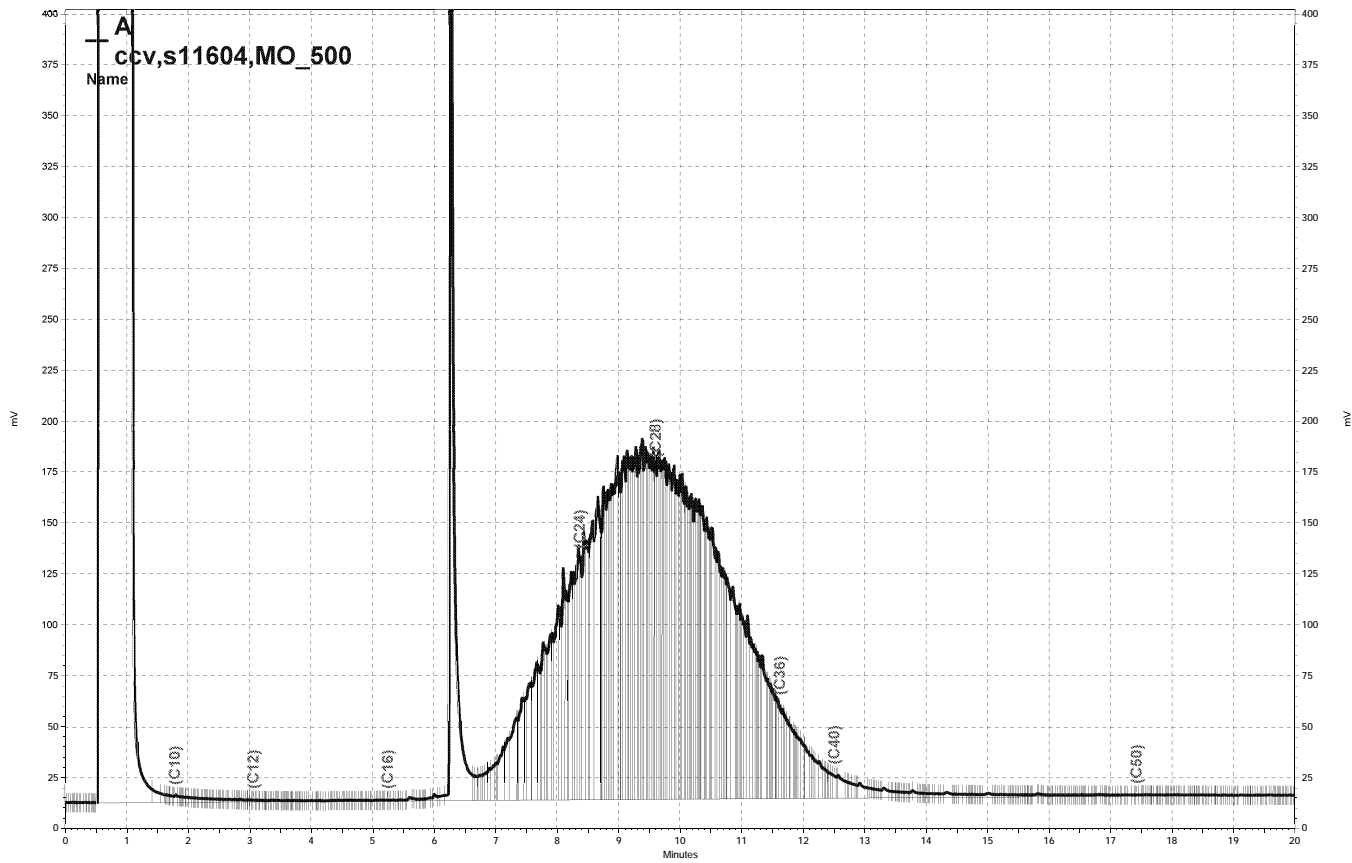
— \\Lims\gdrive\ezchrom\Projects\GC17A\Data\085a057, A



— \\Lims\gdrive\ezchrom\Projects\GC17A\Data\085a058, A



— \\Lims\gdrive\ezchrom\Projects\GC17A\Data\085a049, A



— \\Lims\gdrive\ezchrom\Projects\GC17A\Data\085a050, A

### Purgeable Organics by GC/MS

Lab #:	210738	Location:	Romic-East Palo Alto
Client:	Iris Environmental	Prep:	EPA 5030B
Project#:	07-555-A	Analysis:	EPA 8260B
Field ID:	SUMP-180309N	Diln Fac:	50.00
Lab ID:	210738-001	Batch#:	149437
Matrix:	Miscell.	Sampled:	03/18/09
Units:	ug/Kg	Received:	03/18/09
Basis:	as received	Analyzed:	03/31/09

Analyte	Result	RL
Freon 12	ND	500
Chloromethane	ND	500
Vinyl Chloride	ND	500
Bromomethane	ND	500
Chloroethane	ND	500
Trichlorofluoromethane	ND	250
Acetone	ND	1,000
Freon 113	ND	250
1,1-Dichloroethene	ND	250
Methylene Chloride	1,300	1,000
Carbon Disulfide	ND	250
MTBE	ND	250
trans-1,2-Dichloroethene	ND	250
Vinyl Acetate	ND	2,500
1,1-Dichloroethane	ND	250
2-Butanone	540	500
cis-1,2-Dichloroethene	2,200	250
2,2-Dichloropropane	ND	250
Chloroform	ND	250
Bromochloromethane	ND	250
1,1,1-Trichloroethane	540	250
1,1-Dichloropropene	ND	250
Carbon Tetrachloride	ND	250
1,2-Dichloroethane	ND	250
Benzene	ND	250
Trichloroethene	ND	250
1,2-Dichloropropane	ND	250
Bromodichloromethane	ND	250
Dibromomethane	ND	250
4-Methyl-2-Pentanone	510	500
cis-1,3-Dichloropropene	ND	250
Toluene	1,800	250
trans-1,3-Dichloropropene	ND	250
1,1,2-Trichloroethane	ND	250
2-Hexanone	ND	500
1,3-Dichloropropane	ND	250
Tetrachloroethene	ND	250

ND= Not Detected

RL= Reporting Limit

### Purgeable Organics by GC/MS

Lab #:	210738	Location:	Romic-East Palo Alto
Client:	Iris Environmental	Prep:	EPA 5030B
Project#:	07-555-A	Analysis:	EPA 8260B
Field ID:	SUMP-180309N	Diln Fac:	50.00
Lab ID:	210738-001	Batch#:	149437
Matrix:	Miscell.	Sampled:	03/18/09
Units:	ug/Kg	Received:	03/18/09
Basis:	as received	Analyzed:	03/31/09

Analyte	Result	RL
Dibromochloromethane	ND	250
1,2-Dibromoethane	ND	250
Chlorobenzene	ND	250
1,1,1,2-Tetrachloroethane	ND	250
Ethylbenzene	810	250
m,p-Xylenes	920	250
o-Xylene	370	250
Styrene	ND	250
Bromoform	ND	250
Isopropylbenzene	ND	250
1,1,2,2-Tetrachloroethane	ND	250
1,2,3-Trichloropropane	ND	250
Propylbenzene	ND	250
Bromobenzene	ND	250
1,3,5-Trimethylbenzene	ND	250
2-Chlorotoluene	ND	250
4-Chlorotoluene	ND	250
tert-Butylbenzene	ND	250
1,2,4-Trimethylbenzene	410	250
sec-Butylbenzene	ND	250
para-Isopropyl Toluene	ND	250
1,3-Dichlorobenzene	ND	250
1,4-Dichlorobenzene	ND	250
n-Butylbenzene	ND	250
1,2-Dichlorobenzene	ND	250
1,2-Dibromo-3-Chloropropane	ND	250
1,2,4-Trichlorobenzene	ND	250
Hexachlorobutadiene	ND	250
Naphthalene	ND	250
1,2,3-Trichlorobenzene	ND	250

Surrogate	%REC	Limits
Dibromofluoromethane	91	71-128
1,2-Dichloroethane-d4	91	69-135
Toluene-d8	102	80-120
Bromofluorobenzene	101	77-131
Trifluorotoluene (MeOH)	69	56-147

ND= Not Detected

RL= Reporting Limit

### Purgeable Organics by GC/MS

Lab #:	210738	Location:	Romic-East Palo Alto
Client:	Iris Environmental	Prep:	EPA 5030B
Project#:	07-555-A	Analysis:	EPA 8260B
Field ID:	SUMP-180309S	Diln Fac:	9.434
Lab ID:	210738-002	Batch#:	149437
Matrix:	Miscell.	Sampled:	03/18/09
Units:	ug/Kg	Received:	03/18/09
Basis:	as received	Analyzed:	03/31/09

Analyte	Result	RL
Freon 12	ND	94
Chloromethane	ND	94
Vinyl Chloride	ND	94
Bromomethane	ND	94
Chloroethane	ND	94
Trichlorofluoromethane	ND	47
Acetone	300	190
Freon 113	ND	47
1,1-Dichloroethene	ND	47
Methylene Chloride	ND	190
Carbon Disulfide	ND	47
MTBE	ND	47
trans-1,2-Dichloroethene	ND	47
Vinyl Acetate	ND	470
1,1-Dichloroethane	ND	47
2-Butanone	ND	94
cis-1,2-Dichloroethene	ND	47
2,2-Dichloropropane	ND	47
Chloroform	ND	47
Bromochloromethane	ND	47
1,1,1-Trichloroethane	ND	47
1,1-Dichloropropene	ND	47
Carbon Tetrachloride	ND	47
1,2-Dichloroethane	ND	47
Benzene	ND	47
Trichloroethene	ND	47
1,2-Dichloropropane	ND	47
Bromodichloromethane	ND	47
Dibromomethane	ND	47
4-Methyl-2-Pentanone	ND	94
cis-1,3-Dichloropropene	ND	47
Toluene	53	47
trans-1,3-Dichloropropene	ND	47
1,1,2-Trichloroethane	ND	47
2-Hexanone	ND	94
1,3-Dichloropropane	ND	47
Tetrachloroethene	ND	47

ND= Not Detected

RL= Reporting Limit



### Purgeable Organics by GC/MS

Lab #:	210738	Location:	Romic-East Palo Alto
Client:	Iris Environmental	Prep:	EPA 5030B
Project#:	07-555-A	Analysis:	EPA 8260B
Field ID:	SUMP-180309S	Diln Fac:	9.434
Lab ID:	210738-002	Batch#:	149437
Matrix:	Miscell.	Sampled:	03/18/09
Units:	ug/Kg	Received:	03/18/09
Basis:	as received	Analyzed:	03/31/09

Analyte	Result	RL
Dibromochloromethane	ND	47
1,2-Dibromoethane	ND	47
Chlorobenzene	ND	47
1,1,1,2-Tetrachloroethane	ND	47
Ethylbenzene	ND	47
m,p-Xylenes	64	47
o-Xylene	140	47
Styrene	ND	47
Bromoform	ND	47
Isopropylbenzene	ND	47
1,1,2,2-Tetrachloroethane	ND	47
1,2,3-Trichloropropane	ND	47
Propylbenzene	ND	47
Bromobenzene	ND	47
1,3,5-Trimethylbenzene	ND	47
2-Chlorotoluene	ND	47
4-Chlorotoluene	ND	47
tert-Butylbenzene	ND	47
1,2,4-Trimethylbenzene	220	47
sec-Butylbenzene	ND	47
para-Isopropyl Toluene	ND	47
1,3-Dichlorobenzene	ND	47
1,4-Dichlorobenzene	330	47
n-Butylbenzene	ND	47
1,2-Dichlorobenzene	ND	47
1,2-Dibromo-3-Chloropropane	ND	47
1,2,4-Trichlorobenzene	ND	47
Hexachlorobutadiene	ND	47
Naphthalene	ND	47
1,2,3-Trichlorobenzene	ND	47

Surrogate	%REC	Limits
Dibromofluoromethane	103	71-128
1,2-Dichloroethane-d4	100	69-135
Toluene-d8	94	80-120
Bromofluorobenzene	108	77-131

ND= Not Detected  
 RL= Reporting Limit

**Batch QC Report**

<b>Purgeable Organics by GC/MS</b>			
Lab #:	210738	Location:	Romic-East Palo Alto
Client:	Iris Environmental	Prep:	EPA 5030B
Project#:	07-555-A	Analysis:	EPA 8260B
Type:	BLANK	Basis:	as received
Lab ID:	QC489619	Diln Fac:	1.000
Matrix:	Soil	Batch#:	149437
Units:	ug/Kg	Analyzed:	03/31/09

<b>Analyte</b>	<b>Result</b>	<b>RL</b>
Freon 12	ND	10
Chloromethane	ND	10
Vinyl Chloride	ND	10
Bromomethane	ND	10
Chloroethane	ND	10
Trichlorofluoromethane	ND	5.0
Acetone	ND	20
Freon 113	ND	5.0
1,1-Dichloroethene	ND	5.0
Methylene Chloride	ND	20
Carbon Disulfide	ND	5.0
MTBE	ND	5.0
trans-1,2-Dichloroethene	ND	5.0
Vinyl Acetate	ND	50
1,1-Dichloroethane	ND	5.0
2-Butanone	ND	10
cis-1,2-Dichloroethene	ND	5.0
2,2-Dichloropropane	ND	5.0
Chloroform	ND	5.0
Bromochloromethane	ND	5.0
1,1,1-Trichloroethane	ND	5.0
1,1-Dichloropropene	ND	5.0
Carbon Tetrachloride	ND	5.0
1,2-Dichloroethane	ND	5.0
Benzene	ND	5.0
Trichloroethene	ND	5.0
1,2-Dichloropropane	ND	5.0
Bromodichloromethane	ND	5.0
Dibromomethane	ND	5.0
4-Methyl-2-Pentanone	ND	10
cis-1,3-Dichloropropene	ND	5.0
Toluene	ND	5.0
trans-1,3-Dichloropropene	ND	5.0
1,1,2-Trichloroethane	ND	5.0
2-Hexanone	ND	10
1,3-Dichloropropane	ND	5.0
Tetrachloroethene	ND	5.0

ND= Not Detected

RL= Reporting Limit

**Batch QC Report**

<b>Purgeable Organics by GC/MS</b>			
Lab #:	210738	Location:	Romic-East Palo Alto
Client:	Iris Environmental	Prep:	EPA 5030B
Project#:	07-555-A	Analysis:	EPA 8260B
Type:	BLANK	Basis:	as received
Lab ID:	QC489619	Diln Fac:	1.000
Matrix:	Soil	Batch#:	149437
Units:	ug/Kg	Analyzed:	03/31/09

<b>Analyte</b>	<b>Result</b>	<b>RL</b>
Dibromochloromethane	ND	5.0
1,2-Dibromoethane	ND	5.0
Chlorobenzene	ND	5.0
1,1,1,2-Tetrachloroethane	ND	5.0
Ethylbenzene	ND	5.0
m,p-Xylenes	ND	5.0
o-Xylene	ND	5.0
Styrene	ND	5.0
Bromoform	ND	5.0
Isopropylbenzene	ND	5.0
1,1,2,2-Tetrachloroethane	ND	5.0
1,2,3-Trichloropropane	ND	5.0
Propylbenzene	ND	5.0
Bromobenzene	ND	5.0
1,3,5-Trimethylbenzene	ND	5.0
2-Chlorotoluene	ND	5.0
4-Chlorotoluene	ND	5.0
tert-Butylbenzene	ND	5.0
1,2,4-Trimethylbenzene	ND	5.0
sec-Butylbenzene	ND	5.0
para-Isopropyl Toluene	ND	5.0
1,3-Dichlorobenzene	ND	5.0
1,4-Dichlorobenzene	ND	5.0
n-Butylbenzene	ND	5.0
1,2-Dichlorobenzene	ND	5.0
1,2-Dibromo-3-Chloropropane	ND	5.0
1,2,4-Trichlorobenzene	ND	5.0
Hexachlorobutadiene	ND	5.0
Naphthalene	ND	5.0
1,2,3-Trichlorobenzene	ND	5.0

<b>Surrogate</b>	<b>%REC</b>	<b>Limits</b>
Dibromofluoromethane	100	71-128
1,2-Dichloroethane-d4	102	69-135
Toluene-d8	99	80-120
Bromofluorobenzene	92	77-131

ND= Not Detected

RL= Reporting Limit

## Batch QC Report

Purgeable Organics by GC/MS			
Lab #:	210738	Location:	Romic-East Palo Alto
Client:	Iris Environmental	Prep:	EPA 5030B
Project#:	07-555-A	Analysis:	EPA 8260B
Matrix:	Soil	Diln Fac:	1.000
Units:	ug/Kg	Batch#:	149437
Basis:	as received	Analyzed:	03/31/09

Type: BS Lab ID: QC489620

Analyte	Spiked	Result	%REC	Limits
1,1-Dichloroethene	25.00	21.36	85	73-135
Benzene	25.00	24.25	97	80-125
Trichloroethene	25.00	23.63	95	80-127
Toluene	25.00	23.49	94	80-126
Chlorobenzene	25.00	23.92	96	80-120

Surrogate	%REC	Limits
Dibromofluoromethane	97	71-128
1,2-Dichloroethane-d4	97	69-135
Toluene-d8	98	80-120
Bromofluorobenzene	84	77-131

Type: BSD Lab ID: QC489621

Analyte	Spiked	Result	%REC	Limits	RPD	Lim
1,1-Dichloroethene	25.00	21.24	85	73-135	1	20
Benzene	25.00	24.42	98	80-125	1	20
Trichloroethene	25.00	23.84	95	80-127	1	20
Toluene	25.00	23.53	94	80-126	0	20
Chlorobenzene	25.00	23.69	95	80-120	1	20

Surrogate	%REC	Limits
Dibromofluoromethane	100	71-128
1,2-Dichloroethane-d4	99	69-135
Toluene-d8	98	80-120
Bromofluorobenzene	84	77-131

RPD= Relative Percent Difference

**Batch QC Report**

Purgeable Organics by GC/MS			
Lab #:	210738	Location:	Romic-East Palo Alto
Client:	Iris Environmental	Prep:	EPA 5030B
Project#:	07-555-A	Analysis:	EPA 8260B
Field ID:	ZZZZZZZZZZ	Batch#:	149437
MSS Lab ID:	210941-003	Sampled:	03/20/09
Matrix:	Soil	Received:	03/26/09
Units:	ug/Kg	Analyzed:	03/31/09
Basis:	as received		

Type: MS Diln Fac: 0.8993  
 Lab ID: QC489756

Analyte	MSS Result	Spiked	Result	%REC	Limits
1,1-Dichloroethene	<0.9025	44.96	41.48	92	58-145
Benzene	<0.9025	44.96	45.78	102	56-126
Trichloroethene	<0.9025	44.96	43.89	98	50-142
Toluene	<0.9025	44.96	44.08	98	52-125
Chlorobenzene	<0.9025	44.96	41.41	92	46-120

Surrogate	%REC	Limits
Dibromofluoromethane	105	71-128
1,2-Dichloroethane-d4	103	69-135
Toluene-d8	98	80-120
Bromofluorobenzene	88	77-131

Type: MSD Diln Fac: 0.7657  
 Lab ID: QC489757

Analyte	Spiked	Result	%REC	Limits	RPD	Lim
1,1-Dichloroethene	38.28	38.46	100	58-145	9	28
Benzene	38.28	40.83	107	56-126	5	26
Trichloroethene	38.28	39.39	103	50-142	5	29
Toluene	38.28	40.03	105	52-125	6	29
Chlorobenzene	38.28	36.53	95	46-120	4	29

Surrogate	%REC	Limits
Dibromofluoromethane	101	71-128
1,2-Dichloroethane-d4	101	69-135
Toluene-d8	101	80-120
Bromofluorobenzene	86	77-131

RPD= Relative Percent Difference

Semivolatile Organics by GC/MS			
Lab #:	210738	Location:	Romic-East Palo Alto
Client:	Iris Environmental	Prep:	EPA 3550B
Project#:	07-555-A	Analysis:	EPA 8270C
Field ID:	SUMP-180309N	Batch#:	149144
Lab ID:	210738-001	Sampled:	03/18/09
Matrix:	Miscell.	Received:	03/18/09
Units:	ug/Kg	Prepared:	03/23/09
Basis:	as received	Analyzed:	03/27/09
Diln Fac:	1.000		

Analyte	Result	RL
N-Nitrosodimethylamine	ND	3,300
Phenol	ND	3,300
bis(2-Chloroethyl)ether	ND	3,300
2-Chlorophenol	ND	3,300
1,3-Dichlorobenzene	ND	3,300
1,4-Dichlorobenzene	ND	3,300
Benzyl alcohol	ND	3,300
1,2-Dichlorobenzene	ND	3,300
2-Methylphenol	ND	3,300
bis(2-Chloroisopropyl) ether	ND	3,300
4-Methylphenol	ND	3,300
N-Nitroso-di-n-propylamine	ND	3,300
Hexachloroethane	ND	3,300
Nitrobenzene	ND	3,300
Isophorone	ND	3,300
2-Nitrophenol	ND	6,600
2,4-Dimethylphenol	ND	3,300
Benzoic acid	ND	17,000
bis(2-Chloroethoxy)methane	ND	3,300
2,4-Dichlorophenol	ND	3,300
1,2,4-Trichlorobenzene	ND	3,300
Naphthalene	ND	660
4-Chloroaniline	ND	3,300
Hexachlorobutadiene	ND	3,300
4-Chloro-3-methylphenol	ND	3,300
2-Methylnaphthalene	ND	660
Hexachlorocyclopentadiene	ND	17,000
2,4,6-Trichlorophenol	ND	3,300
2,4,5-Trichlorophenol	ND	3,300
2-Chloronaphthalene	ND	3,300
2-Nitroaniline	ND	6,600
Dimethylphthalate	ND	3,300
Acenaphthylene	ND	660
2,6-Dinitrotoluene	ND	3,300
3-Nitroaniline	ND	6,600
Acenaphthene	ND	660
2,4-Dinitrophenol	ND	17,000
4-Nitrophenol	ND	6,600
Dibenzofuran	ND	3,300
2,4-Dinitrotoluene	ND	3,300
Diethylphthalate	ND	3,300
Fluorene	ND	660
4-Chlorophenyl-phenylether	ND	3,300
4-Nitroaniline	ND	6,600
4,6-Dinitro-2-methylphenol	ND	17,000
N-Nitrosodiphenylamine	ND	3,300
Azobenzene	ND	3,300
4-Bromophenyl-phenylether	ND	3,300
Hexachlorobenzene	ND	3,300
Pentachlorophenol	ND	6,600
Phenanthrene	ND	660
Anthracene	ND	660

DO= Diluted Out  
 ND= Not Detected  
 RL= Reporting Limit

Semivolatile Organics by GC/MS			
Lab #:	210738	Location:	Romic-East Palo Alto
Client:	Iris Environmental	Prep:	EPA 3550B
Project#:	07-555-A	Analysis:	EPA 8270C
Field ID:	SUMP-180309N	Batch#:	149144
Lab ID:	210738-001	Sampled:	03/18/09
Matrix:	Miscell.	Received:	03/18/09
Units:	ug/Kg	Prepared:	03/23/09
Basis:	as received	Analyzed:	03/27/09
Diln Fac:	1.000		

Analyte	Result	RL
Di-n-butylphthalate	ND	3,300
Fluoranthene	ND	660
Pyrene	ND	660
Butylbenzylphthalate	ND	3,300
3,3'-Dichlorobenzidine	ND	6,600
Benzo(a)anthracene	ND	660
Chrysene	ND	660
bis(2-Ethylhexyl)phthalate	7,800	3,300
Di-n-octylphthalate	ND	3,300
Benzo(b)fluoranthene	ND	660
Benzo(k)fluoranthene	ND	660
Benzo(a)pyrene	ND	660
Indeno(1,2,3-cd)pyrene	ND	660
Dibenz(a,h)anthracene	ND	660
Benzo(g,h,i)perylene	ND	660

Surrogate	%REC	Limits
2-Fluorophenol	DO	35-120
Phenol-d5	DO	37-120
2,4,6-Tribromophenol	DO	30-120
Nitrobenzene-d5	DO	47-120
2-Fluorobiphenyl	DO	52-120
Terphenyl-d14	DO	45-120

DO= Diluted Out  
 ND= Not Detected  
 RL= Reporting Limit

Semivolatile Organics by GC/MS			
Lab #:	210738	Location:	Romic-East Palo Alto
Client:	Iris Environmental	Prep:	EPA 3550B
Project#:	07-555-A	Analysis:	EPA 8270C
Field ID:	SUMP-180309S	Batch#:	149144
Lab ID:	210738-002	Sampled:	03/18/09
Matrix:	Miscell.	Received:	03/18/09
Units:	ug/Kg	Prepared:	03/23/09
Basis:	as received	Analyzed:	03/27/09
Diln Fac:	1.000		

Analyte	Result	RL
N-Nitrosodimethylamine	ND	3,300
Phenol	ND	3,300
bis(2-Chloroethyl)ether	ND	3,300
2-Chlorophenol	ND	3,300
1,3-Dichlorobenzene	ND	3,300
1,4-Dichlorobenzene	ND	3,300
Benzyl alcohol	ND	3,300
1,2-Dichlorobenzene	ND	3,300
2-Methylphenol	ND	3,300
bis(2-Chloroisopropyl) ether	ND	3,300
4-Methylphenol	ND	3,300
N-Nitroso-di-n-propylamine	ND	3,300
Hexachloroethane	ND	3,300
Nitrobenzene	ND	3,300
Isophorone	ND	3,300
2-Nitrophenol	ND	6,600
2,4-Dimethylphenol	ND	3,300
Benzoic acid	ND	17,000
bis(2-Chloroethoxy)methane	ND	3,300
2,4-Dichlorophenol	ND	3,300
1,2,4-Trichlorobenzene	ND	3,300
Naphthalene	ND	660
4-Chloroaniline	ND	3,300
Hexachlorobutadiene	ND	3,300
4-Chloro-3-methylphenol	ND	3,300
2-Methylnaphthalene	ND	660
Hexachlorocyclopentadiene	ND	17,000
2,4,6-Trichlorophenol	ND	3,300
2,4,5-Trichlorophenol	ND	3,300
2-Chloronaphthalene	ND	3,300
2-Nitroaniline	ND	6,600
Dimethylphthalate	ND	3,300
Acenaphthylene	ND	660
2,6-Dinitrotoluene	ND	3,300
3-Nitroaniline	ND	6,600
Acenaphthene	ND	660
2,4-Dinitrophenol	ND	17,000
4-Nitrophenol	ND	6,600
Dibenzofuran	ND	3,300
2,4-Dinitrotoluene	ND	3,300
Diethylphthalate	ND	3,300
Fluorene	ND	660
4-Chlorophenyl-phenylether	ND	3,300
4-Nitroaniline	ND	6,600
4,6-Dinitro-2-methylphenol	ND	17,000
N-Nitrosodiphenylamine	ND	3,300
Azobenzene	ND	3,300
4-Bromophenyl-phenylether	ND	3,300
Hexachlorobenzene	ND	3,300
Pentachlorophenol	ND	6,600
Phenanthrene	ND	660
Anthracene	ND	660

DO= Diluted Out  
 ND= Not Detected  
 RL= Reporting Limit



Semivolatile Organics by GC/MS			
Lab #:	210738	Location:	Romic-East Palo Alto
Client:	Iris Environmental	Prep:	EPA 3550B
Project#:	07-555-A	Analysis:	EPA 8270C
Field ID:	SUMP-180309S	Batch#:	149144
Lab ID:	210738-002	Sampled:	03/18/09
Matrix:	Miscell.	Received:	03/18/09
Units:	ug/Kg	Prepared:	03/23/09
Basis:	as received	Analyzed:	03/27/09
Diln Fac:	1.000		

Analyte	Result	RL
Di-n-butylphthalate	ND	3,300
Fluoranthene	ND	660
Pyrene	ND	660
Butylbenzylphthalate	ND	3,300
3,3'-Dichlorobenzidine	ND	6,600
Benzo(a)anthracene	ND	660
Chrysene	ND	660
bis(2-Ethylhexyl)phthalate	11,000	3,300
Di-n-octylphthalate	ND	3,300
Benzo(b)fluoranthene	ND	660
Benzo(k)fluoranthene	ND	660
Benzo(a)pyrene	ND	660
Indeno(1,2,3-cd)pyrene	ND	660
Dibenz(a,h)anthracene	ND	660
Benzo(g,h,i)perylene	ND	660

Surrogate	%REC	Limits
2-Fluorophenol	DO	35-120
Phenol-d5	DO	37-120
2,4,6-Tribromophenol	DO	30-120
Nitrobenzene-d5	DO	47-120
2-Fluorobiphenyl	DO	52-120
Terphenyl-d14	DO	45-120

DO= Diluted Out  
 ND= Not Detected  
 RL= Reporting Limit

**Batch QC Report**

<b>Semivolatile Organics by GC/MS</b>			
Lab #:	210738	Location:	Romic-East Palo Alto
Client:	Iris Environmental	Prep:	EPA 3550B
Project#:	07-555-A	Analysis:	EPA 8270C
Type:	BLANK	Diln Fac:	1.000
Lab ID:	QC488406	Batch#:	149144
Matrix:	Soil	Prepared:	03/23/09
Units:	ug/Kg	Analyzed:	03/24/09
Basis:	as received		

<b>Analyte</b>	<b>Result</b>	<b>RL</b>
N-Nitrosodimethylamine	ND	330
Phenol	ND	330
bis(2-Chloroethyl)ether	ND	330
2-Chlorophenol	ND	330
1,3-Dichlorobenzene	ND	330
1,4-Dichlorobenzene	ND	330
Benzyl alcohol	ND	330
1,2-Dichlorobenzene	ND	330
2-Methylphenol	ND	330
bis(2-Chloroisopropyl) ether	ND	330
4-Methylphenol	ND	330
N-Nitroso-di-n-propylamine	ND	330
Hexachloroethane	ND	330
Nitrobenzene	ND	330
Isophorone	ND	330
2-Nitrophenol	ND	670
2,4-Dimethylphenol	ND	330
Benzoic acid	ND	1,700
bis(2-Chloroethoxy)methane	ND	330
2,4-Dichlorophenol	ND	330
1,2,4-Trichlorobenzene	ND	330
Naphthalene	ND	67
4-Chloroaniline	ND	330
Hexachlorobutadiene	ND	330
4-Chloro-3-methylphenol	ND	330
2-Methylnaphthalene	ND	67
Hexachlorocyclopentadiene	ND	1,700
2,4,6-Trichlorophenol	ND	330
2,4,5-Trichlorophenol	ND	330
2-Chloronaphthalene	ND	330
2-Nitroaniline	ND	670
Dimethylphthalate	ND	330
Acenaphthylene	ND	67
2,6-Dinitrotoluene	ND	330
3-Nitroaniline	ND	670
Acenaphthene	ND	67
2,4-Dinitrophenol	ND	1,700
4-Nitrophenol	ND	670
Dibenzofuran	ND	330
2,4-Dinitrotoluene	ND	330
Diethylphthalate	ND	330
Fluorene	ND	67
4-Chlorophenyl-phenylether	ND	330
4-Nitroaniline	ND	670
4,6-Dinitro-2-methylphenol	ND	1,700
N-Nitrosodiphenylamine	ND	330
Azobenzene	ND	330
4-Bromophenyl-phenylether	ND	330
Hexachlorobenzene	ND	330
Pentachlorophenol	ND	670
Phenanthrene	ND	67
Anthracene	ND	67
Di-n-butylphthalate	ND	330

ND= Not Detected  
 RL= Reporting Limit

## Batch QC Report

Semivolatile Organics by GC/MS			
Lab #:	210738	Location:	Romic-East Palo Alto
Client:	Iris Environmental	Prep:	EPA 3550B
Project#:	07-555-A	Analysis:	EPA 8270C
Type:	BLANK	Diln Fac:	1.000
Lab ID:	QC488406	Batch#:	149144
Matrix:	Soil	Prepared:	03/23/09
Units:	ug/Kg	Analyzed:	03/24/09
Basis:	as received		

Analyte	Result	RL
Fluoranthene	ND	67
Pyrene	ND	67
Butylbenzylphthalate	ND	330
3,3'-Dichlorobenzidine	ND	670
Benzo(a)anthracene	ND	67
Chrysene	ND	67
bis(2-Ethylhexyl)phthalate	ND	330
Di-n-octylphthalate	ND	330
Benzo(b)fluoranthene	ND	67
Benzo(k)fluoranthene	ND	67
Benzo(a)pyrene	ND	67
Indeno(1,2,3-cd)pyrene	ND	67
Dibenz(a,h)anthracene	ND	67
Benzo(g,h,i)perylene	ND	67

Surrogate	%REC	Limits
2-Fluorophenol	63	35-120
Phenol-d5	52	37-120
2,4,6-Tribromophenol	50	30-120
Nitrobenzene-d5	69	47-120
2-Fluorobiphenyl	73	52-120
Terphenyl-d14	66	45-120

ND= Not Detected  
 RL= Reporting Limit

**Batch QC Report**

<b>Semivolatile Organics by GC/MS</b>			
Lab #:	210738	Location:	Romic-East Palo Alto
Client:	Iris Environmental	Prep:	EPA 3550B
Project#:	07-555-A	Analysis:	EPA 8270C
Type:	LCS	Diln Fac:	1.000
Lab ID:	QC488407	Batch#:	149144
Matrix:	Soil	Prepared:	03/23/09
Units:	ug/Kg	Analyzed:	03/25/09
Basis:	as received		

<b>Analyte</b>	<b>Spiked</b>	<b>Result</b>	<b>%REC</b>	<b>Limits</b>
Phenol	2,654	1,499	56	37-120
2-Chlorophenol	2,654	1,572	59	44-120
1,4-Dichlorobenzene	2,654	1,776	67	51-120
N-Nitroso-di-n-propylamine	2,654	1,804	68	26-120
1,2,4-Trichlorobenzene	2,654	1,761	66	46-120
4-Chloro-3-methylphenol	2,654	1,717	65	48-120
Acenaphthene	995.4	678.3	68	50-120
4-Nitrophenol	2,654	1,571	59	39-120
2,4-Dinitrotoluene	2,654	1,616	61	50-120
Pentachlorophenol	2,654	1,369	52	26-120
Pyrene	995.4	664.8	67	47-120

<b>Surrogate</b>	<b>%REC</b>	<b>Limits</b>
2-Fluorophenol	66	35-120
Phenol-d5	62	37-120
2,4,6-Tribromophenol	75	30-120
Nitrobenzene-d5	68	47-120
2-Fluorobiphenyl	66	52-120
Terphenyl-d14	65	45-120

**Batch QC Report**

Semivolatile Organics by GC/MS			
Lab #:	210738	Location:	Romic-East Palo Alto
Client:	Iris Environmental	Prep:	EPA 3550B
Project#:	07-555-A	Analysis:	EPA 8270C
Field ID:	ZZZZZZZZZZ	Batch#:	149144
MSS Lab ID:	210615-007	Sampled:	03/10/09
Matrix:	Soil	Received:	03/12/09
Units:	ug/Kg	Prepared:	03/23/09
Basis:	as received	Analyzed:	03/27/09
Diln Fac:	1.000		

Type: MS Lab ID: QC488408

Analyte	MSS Result	Spiked	Result	%REC	Limits
Phenol	<34.93	2,646	1,255	47	42-120
2-Chlorophenol	<93.83	2,646	1,459	55	45-120
1,4-Dichlorobenzene	<66.44	2,646	1,564	59	50-120
N-Nitroso-di-n-propylamine	<88.42	2,646	1,537	58	35-120
1,2,4-Trichlorobenzene	<30.84	2,646	1,698	64	47-120
4-Chloro-3-methylphenol	<55.95	2,646	1,819	69	48-120
Acenaphthene	<7.958	992.4	553.0	56	49-120
4-Nitrophenol	<89.75	2,646	1,380	52	36-120
2,4-Dinitrotoluene	<31.42	2,646	1,491	56	48-120
Pentachlorophenol	<114.1	2,646	423.7	16 *	21-120
Pyrene	<10.06	992.4	568.3	57	40-120

Surrogate	%REC	Limits
2-Fluorophenol	61	35-120
Phenol-d5	51	37-120
2,4,6-Tribromophenol	64	30-120
Nitrobenzene-d5	62	47-120
2-Fluorobiphenyl	59	52-120
Terphenyl-d14	54	45-120

Type: MSD Lab ID: QC488409

Analyte	Spiked	Result	%REC	Limits	RPD	Lim
Phenol	2,633	1,250	47	42-120	0	34
2-Chlorophenol	2,633	1,363	52	45-120	6	34
1,4-Dichlorobenzene	2,633	1,450	55	50-120	7	33
N-Nitroso-di-n-propylamine	2,633	1,446	55	35-120	6	41
1,2,4-Trichlorobenzene	2,633	1,519	58	47-120	11	33
4-Chloro-3-methylphenol	2,633	1,660	63	48-120	9	33
Acenaphthene	987.5	508.3	51	49-120	8	32
4-Nitrophenol	2,633	1,235	47	36-120	11	40
2,4-Dinitrotoluene	2,633	1,315	50	48-120	12	33
Pentachlorophenol	2,633	452.1	17 *	21-120	7	48
Pyrene	987.5	533.4	54	40-120	6	33

Surrogate	%REC	Limits
2-Fluorophenol	57	35-120
Phenol-d5	51	37-120
2,4,6-Tribromophenol	59	30-120
Nitrobenzene-d5	58	47-120
2-Fluorobiphenyl	55	52-120
Terphenyl-d14	51	45-120

\*= Value outside of QC limits; see narrative

RPD= Relative Percent Difference

**Batch QC Report**

Semivolatile Organics by GC/MS			
Lab #:	210738	Location:	Romic-East Palo Alto
Client:	Iris Environmental	Prep:	EPA 3550B
Project#:	07-555-A	Analysis:	EPA 8270C
Field ID:	ZZZZZZZZZZ	Batch#:	149144
MSS Lab ID:	210660-003	Sampled:	03/09/09
Matrix:	Soil	Received:	03/12/09
Units:	ug/Kg	Prepared:	03/23/09
Basis:	as received	Analyzed:	04/01/09
Diln Fac:	1.000		

Type: MS Lab ID: QC488410

Analyte	MSS Result	Spiked	Result	%REC	Limits
Phenol	<34.82	2,666	1,702	64	42-120
2-Chlorophenol	<93.52	2,666	1,760	66	45-120
1,4-Dichlorobenzene	<66.22	2,666	1,758	66	50-120
N-Nitroso-di-n-propylamine	<88.13	2,666	1,722	65	35-120
1,2,4-Trichlorobenzene	<30.74	2,666	1,730	65	47-120
4-Chloro-3-methylphenol	<55.76	2,666	1,658	62	48-120
Acenaphthene	<7.931	999.7	633.9	63	49-120
4-Nitrophenol	<89.45	2,666	1,370	51	36-120
2,4-Dinitrotoluene	<31.31	2,666	1,680	63	48-120
Pentachlorophenol	<113.7	2,666	1,287	48	21-120
Pyrene	<10.03	999.7	722.4	72	40-120

Surrogate	%REC	Limits
2-Fluorophenol	70	35-120
Phenol-d5	66	37-120
2,4,6-Tribromophenol	85	30-120
Nitrobenzene-d5	68	47-120
2-Fluorobiphenyl	69	52-120
Terphenyl-d14	67	45-120

Type: MSD Lab ID: QC488411

Analyte	Spiked	Result	%REC	Limits	RPD	Lim
Phenol	2,664	1,782	67	42-120	5	34
2-Chlorophenol	2,664	1,805	68	45-120	3	34
1,4-Dichlorobenzene	2,664	1,832	69	50-120	4	33
N-Nitroso-di-n-propylamine	2,664	1,783	67	35-120	4	41
1,2,4-Trichlorobenzene	2,664	1,806	68	47-120	4	33
4-Chloro-3-methylphenol	2,664	1,761	66	48-120	6	33
Acenaphthene	999.0	680.9	68	49-120	7	32
4-Nitrophenol	2,664	1,475	55	36-120	7	40
2,4-Dinitrotoluene	2,664	1,776	67	48-120	6	33
Pentachlorophenol	2,664	1,284	48	21-120	0	48
Pyrene	999.0	762.8	76	40-120	6	33

Surrogate	%REC	Limits
2-Fluorophenol	72	35-120
Phenol-d5	68	37-120
2,4,6-Tribromophenol	91	30-120
Nitrobenzene-d5	72	47-120
2-Fluorobiphenyl	72	52-120
Terphenyl-d14	71	45-120

RPD= Relative Percent Difference

Organochlorine Pesticides			
Lab #:	210738	Location:	Romic-East Palo Alto
Client:	Iris Environmental	Prep:	EPA 3550B
Project#:	07-555-A	Analysis:	EPA 8081A
Field ID:	SUMP-180309N	Batch#:	149261
Lab ID:	210738-001	Sampled:	03/18/09
Matrix:	Miscell.	Received:	03/18/09
Units:	ug/Kg	Prepared:	03/26/09
Basis:	as received	Analyzed:	03/29/09
Diln Fac:	20.00		

Analyte	Result	RL
alpha-BHC	ND	34
beta-BHC	ND	34
gamma-BHC	ND	34
delta-BHC	ND	34
Heptachlor	ND	34
Aldrin	ND	34
Heptachlor epoxide	ND	34
Endosulfan I	ND	34
Dieldrin	ND	65
4,4'-DDE	ND	65
Endrin	ND	65
Endosulfan II	ND	65
Endosulfan sulfate	ND	65
4,4'-DDD	ND	65
Endrin aldehyde	ND	65
4,4'-DDT	ND #	65
alpha-Chlordane	ND	34
gamma-Chlordane	ND	34
Methoxychlor	ND	340
Toxaphene	ND	1,200

Surrogate	%REC	Limits
TCMX	DO	44-126
Decachlorobiphenyl	DO	38-139

#= CCV drift outside limits; average CCV drift within limits per method requirements  
 DO= Diluted Out  
 ND= Not Detected  
 RL= Reporting Limit

Organochlorine Pesticides			
Lab #:	210738	Location:	Romic-East Palo Alto
Client:	Iris Environmental	Prep:	EPA 3550B
Project#:	07-555-A	Analysis:	EPA 8081A
Field ID:	SUMP-180309S	Batch#:	149261
Lab ID:	210738-002	Sampled:	03/18/09
Matrix:	Miscell.	Received:	03/18/09
Units:	ug/Kg	Prepared:	03/26/09
Basis:	as received	Analyzed:	03/29/09
Diln Fac:	20.00		

Analyte	Result	RL
alpha-BHC	ND	34
beta-BHC	ND	34
gamma-BHC	ND	34
delta-BHC	ND	34
Heptachlor	ND	34
Aldrin	ND	34
Heptachlor epoxide	ND	34
Endosulfan I	ND	34
Dieldrin	ND	66
4,4'-DDE	ND	66
Endrin	ND	66
Endosulfan II	ND	66
Endosulfan sulfate	ND	66
4,4'-DDD	ND	66
Endrin aldehyde	ND	66
4,4'-DDT	ND #	66
alpha-Chlordane	ND	34
gamma-Chlordane	ND	34
Methoxychlor	ND	340
Toxaphene	ND	1,200

Surrogate	%REC	Limits
TCMX	DO	44-126
Decachlorobiphenyl	DO	38-139

#= CCV drift outside limits; average CCV drift within limits per method requirements  
 DO= Diluted Out  
 ND= Not Detected  
 RL= Reporting Limit



## Batch QC Report

Organochlorine Pesticides			
Lab #:	210738	Location:	Romic-East Palo Alto
Client:	Iris Environmental	Prep:	EPA 3550B
Project#:	07-555-A	Analysis:	EPA 8081A
Type:	BLANK	Diln Fac:	1.000
Lab ID:	QC488915	Batch#:	149261
Matrix:	Soil	Prepared:	03/26/09
Units:	ug/Kg	Analyzed:	03/27/09
Basis:	as received		

Analyte	Result	RL
alpha-BHC	ND	1.7
beta-BHC	ND	1.7
gamma-BHC	ND	1.7
delta-BHC	ND	1.7
Heptachlor	ND	1.7
Aldrin	ND	1.7
Heptachlor epoxide	ND	1.7
Endosulfan I	ND	1.7
Dieldrin	ND	3.3
4,4'-DDE	ND	3.3
Endrin	ND	3.3
Endosulfan II	ND	3.3
Endosulfan sulfate	ND	3.3
4,4'-DDD	ND	3.3
Endrin aldehyde	ND	3.3
4,4'-DDT	ND	3.3
alpha-Chlordane	ND	1.7
gamma-Chlordane	ND	1.7
Methoxychlor	ND	17
Toxaphene	ND	60

Surrogate	%REC	Limits
TCMX	87	44-126
Decachlorobiphenyl	85	38-139

ND= Not Detected

RL= Reporting Limit

## Batch QC Report

Organochlorine Pesticides			
Lab #:	210738	Location:	Romic-East Palo Alto
Client:	Iris Environmental	Prep:	EPA 3550B
Project#:	07-555-A	Analysis:	EPA 8081A
Type:	LCS	Diln Fac:	1.000
Lab ID:	QC488933	Batch#:	149261
Matrix:	Soil	Prepared:	03/26/09
Units:	ug/Kg	Analyzed:	03/27/09
Basis:	as received		

Analyte	Spiked	Result	%REC	Limits
gamma-BHC	13.31	12.69	95	45-121
Heptachlor	13.31	12.74	96	39-127
Aldrin	13.31	12.14	91	43-120
Dieldrin	26.61	25.83	97	43-126
Endrin	26.61	28.26 #	106	30-130
4,4'-DDT	26.61	28.38 #	107	41-133

Surrogate	%REC	Limits
TCMX	95	44-126
Decachlorobiphenyl	87	38-139

#= CCV drift outside limits; average CCV drift within limits per method requirements

**Batch QC Report**

<b>Organochlorine Pesticides</b>			
Lab #:	210738	Location:	Romic-East Palo Alto
Client:	Iris Environmental	Prep:	EPA 3550B
Project#:	07-555-A	Analysis:	EPA 8081A
Field ID:	ZZZZZZZZZZ	Batch#:	149261
MSS Lab ID:	210901-001	Sampled:	03/23/09
Matrix:	Soil	Received:	03/24/09
Units:	ug/Kg	Prepared:	03/26/09
Basis:	as received	Analyzed:	03/27/09
Diln Fac:	5.000		

Type: MS Lab ID: QC488934

Analyte	MSS Result	Spiked	Result	%REC	Limits
gamma-BHC	<1.075	13.24	14.26	108	41-132
Heptachlor	<0.9526	13.24	14.50	110	40-130
Aldrin	<1.018	13.24	14.23	107	45-122
Dieldrin	<1.979	26.47	27.32	103	45-130
Endrin	<2.786	26.47	32.36 #	122	42-139
4,4'-DDT	10.34	26.47	38.36 #	106	30-139

Surrogate	%REC	Limits
TCMX	119	44-126
Decachlorobiphenyl	100	38-139

Type: MSD Lab ID: QC488935

Analyte	Spiked	Result	%REC	Limits	RPD	Lim
gamma-BHC	13.28	13.21	99	41-132	8	34
Heptachlor	13.28	13.73	103	40-130	6	39
Aldrin	13.28	13.12	99	45-122	8	32
Dieldrin	26.56	25.08	94	45-130	9	34
Endrin	26.56	28.53 #	107	42-139	13	40
4,4'-DDT	26.56	34.91 #	92	30-139	10	42

Surrogate	%REC	Limits
TCMX	106	44-126
Decachlorobiphenyl	87	38-139

#= CCV drift outside limits; average CCV drift within limits per method requirements  
 RPD= Relative Percent Difference

**Polychlorinated Biphenyls (PCBs)**

Lab #:	210738	Location:	Romic-East Palo Alto
Client:	Iris Environmental	Prep:	EPA 3550B
Project#:	07-555-A	Analysis:	EPA 8082
Units:	ug/Kg	Sampled:	03/18/09
Basis:	as received	Received:	03/18/09
Diln Fac:	1.000	Prepared:	03/26/09
Batch#:	149261	Analyzed:	03/26/09

Field ID: SUMP-180309N  
Type: SAMPLE

Lab ID: 210738-001  
Matrix: Miscell.

Analyte	Result	RL
Aroclor-1016	ND	12
Aroclor-1221	ND	24
Aroclor-1232	ND	12
Aroclor-1242	ND	12
Aroclor-1248	ND	12
Aroclor-1254	290	12
Aroclor-1260	94	12

Surrogate	%REC	Limits
TCMX	78	68-136
Decachlorobiphenyl	44 *	52-140

Field ID: SUMP-180309S  
Type: SAMPLE

Lab ID: 210738-002  
Matrix: Miscell.

Analyte	Result	RL
Aroclor-1016	ND	12
Aroclor-1221	ND	24
Aroclor-1232	ND	12
Aroclor-1242	ND	12
Aroclor-1248	ND	12
Aroclor-1254	75	12
Aroclor-1260	45	12

Surrogate	%REC	Limits
TCMX	82	68-136
Decachlorobiphenyl	40 *	52-140

Type: BLANK  
Lab ID: QC488915

Matrix: Soil

Analyte	Result	RL
Aroclor-1016	ND	12
Aroclor-1221	ND	24
Aroclor-1232	ND	12
Aroclor-1242	ND	12
Aroclor-1248	ND	12
Aroclor-1254	ND	12
Aroclor-1260	ND	12

Surrogate	%REC	Limits
TCMX	120	68-136
Decachlorobiphenyl	98	52-140

\*= Value outside of QC limits; see narrative  
ND= Not Detected  
RL= Reporting Limit  
Page 1 of 1

## Batch QC Report

Polychlorinated Biphenyls (PCBs)			
Lab #:	210738	Location:	Romic-East Palo Alto
Client:	Iris Environmental	Prep:	EPA 3550B
Project#:	07-555-A	Analysis:	EPA 8082
Type:	LCS	Diln Fac:	1.000
Lab ID:	QC488916	Batch#:	149261
Matrix:	Soil	Prepared:	03/26/09
Units:	ug/Kg	Analyzed:	03/26/09
Basis:	as received		

Analyte	Spiked	Result	%REC	Limits
Aroclor-1016	166.1	185.9	112	76-140
Aroclor-1260	166.1	177.9	107	77-141

Surrogate	%REC	Limits
TCMX	121	68-136
Decachlorobiphenyl	98	52-140

**Batch QC Report**

<b>Polychlorinated Biphenyls (PCBs)</b>			
Lab #:	210738	Location:	Romic-East Palo Alto
Client:	Iris Environmental	Prep:	EPA 3550B
Project#:	07-555-A	Analysis:	EPA 8082
Field ID:	ZZZZZZZZZZ	Batch#:	149261
MSS Lab ID:	210901-001	Sampled:	03/23/09
Matrix:	Soil	Received:	03/24/09
Units:	ug/Kg	Prepared:	03/26/09
Basis:	as received	Analyzed:	03/26/09
Diln Fac:	1.000		

Type: MS Lab ID: QC488917

Analyte	MSS Result	Spiked	Result	%REC	Limits
Aroclor-1016	<0.5909	166.2	169.8	102	63-153
Aroclor-1260	10.94	166.2	142.0	79	47-145

Surrogate	%REC	Limits
TCMX	103	68-136
Decachlorobiphenyl	67	52-140

Type: MSD Lab ID: QC488918

Analyte	Spiked	Result	%REC	Limits	RPD	Lim
Aroclor-1016	165.4	170.7	103	63-153	1	28
Aroclor-1260	165.4	148.7	83	47-145	5	30

Surrogate	%REC	Limits
TCMX	110	68-136
Decachlorobiphenyl	71	52-140

RPD= Relative Percent Difference

California Title 22 Metals			
Lab #:	210738	Project#:	07-555-A
Client:	Iris Environmental	Location:	Romic-East Palo Alto
Field ID:	SUMP-180309N	Basis:	as received
Lab ID:	210738-001	Sampled:	03/18/09
Matrix:	Miscell.	Received:	03/18/09
Units:	mg/Kg		

Analyte	Result	RL	Diln	Fac	Batch#	Prepared	Analyzed	Prep	Analysis
Antimony	ND	0.50	1.000		149047	03/19/09	03/20/09	EPA 3050B	EPA 6010B
Arsenic	8.7	0.25	1.000		149047	03/19/09	03/20/09	EPA 3050B	EPA 6010B
Barium	160	0.25	1.000		149047	03/19/09	03/20/09	EPA 3050B	EPA 6010B
Beryllium	ND	0.10	1.000		149047	03/19/09	03/20/09	EPA 3050B	EPA 6010B
Cadmium	2.3	0.25	1.000		149047	03/19/09	03/20/09	EPA 3050B	EPA 6010B
Chromium	54	0.25	1.000		149047	03/19/09	03/20/09	EPA 3050B	EPA 6010B
Cobalt	7.4	0.25	1.000		149047	03/19/09	03/20/09	EPA 3050B	EPA 6010B
Copper	120	0.25	1.000		149047	03/19/09	03/20/09	EPA 3050B	EPA 6010B
Lead	73	0.25	1.000		149047	03/19/09	03/20/09	EPA 3050B	EPA 6010B
Mercury	0.46	0.020	1.000		149177	03/24/09	03/24/09	METHOD	EPA 7471A
Molybdenum	9.5	0.25	1.000		149047	03/19/09	03/20/09	EPA 3050B	EPA 6010B
Nickel	53	0.25	1.000		149047	03/19/09	03/20/09	EPA 3050B	EPA 6010B
Selenium	1.4	0.50	1.000		149047	03/19/09	03/20/09	EPA 3050B	EPA 6010B
Silver	3.2	0.25	1.000		149047	03/19/09	03/20/09	EPA 3050B	EPA 6010B
Thallium	ND	0.50	1.000		149047	03/19/09	03/20/09	EPA 3050B	EPA 6010B
Vanadium	15	0.25	1.000		149047	03/19/09	03/20/09	EPA 3050B	EPA 6010B
Zinc	560	9.9	10.00		149047	03/19/09	03/20/09	EPA 3050B	EPA 6010B

ND= Not Detected  
 RL= Reporting Limit

California Title 22 Metals			
Lab #:	210738	Project#:	07-555-A
Client:	Iris Environmental	Location:	Romic-East Palo Alto
Field ID:	SUMP-180309S	Basis:	as received
Lab ID:	210738-002	Diln Fac:	1.000
Matrix:	Miscell.	Sampled:	03/18/09
Units:	mg/Kg	Received:	03/18/09

Analyte	Result	RL	Batch#	Prepared	Analyzed	Prep	Analysis
Antimony	ND	0.50	149047	03/19/09	03/20/09	EPA 3050B	EPA 6010B
Arsenic	6.6	0.25	149047	03/19/09	03/20/09	EPA 3050B	EPA 6010B
Barium	170	0.25	149047	03/19/09	03/20/09	EPA 3050B	EPA 6010B
Beryllium	ND	0.10	149047	03/19/09	03/20/09	EPA 3050B	EPA 6010B
Cadmium	2.4	0.25	149047	03/19/09	03/20/09	EPA 3050B	EPA 6010B
Chromium	57	0.25	149047	03/19/09	03/20/09	EPA 3050B	EPA 6010B
Cobalt	6.0	0.25	149047	03/19/09	03/20/09	EPA 3050B	EPA 6010B
Copper	290	0.25	149047	03/19/09	03/20/09	EPA 3050B	EPA 6010B
Lead	70	0.25	149047	03/19/09	03/20/09	EPA 3050B	EPA 6010B
Mercury	0.50	0.020	149177	03/24/09	03/24/09	METHOD	EPA 7471A
Molybdenum	9.8	0.25	149047	03/19/09	03/20/09	EPA 3050B	EPA 6010B
Nickel	73	0.25	149047	03/19/09	03/20/09	EPA 3050B	EPA 6010B
Selenium	0.98	0.50	149047	03/19/09	03/20/09	EPA 3050B	EPA 6010B
Silver	1.8	0.25	149047	03/19/09	03/20/09	EPA 3050B	EPA 6010B
Thallium	ND	0.50	149047	03/19/09	03/20/09	EPA 3050B	EPA 6010B
Vanadium	25	0.25	149047	03/19/09	03/20/09	EPA 3050B	EPA 6010B
Zinc	360	1.0	149047	03/19/09	03/20/09	EPA 3050B	EPA 6010B

ND= Not Detected  
 RL= Reporting Limit



## Batch QC Report

California Title 22 Metals			
Lab #:	210738	Location:	Romic-East Palo Alto
Client:	Iris Environmental	Prep:	EPA 3050B
Project#:	07-555-A	Analysis:	EPA 6010B
Type:	BLANK	Diln Fac:	1.000
Lab ID:	QC488037	Batch#:	149047
Matrix:	Soil	Prepared:	03/19/09
Units:	mg/Kg	Analyzed:	03/20/09
Basis:	as received		

Analyte	Result	RL
Antimony	ND	0.50
Arsenic	ND	0.25
Barium	ND	0.25
Beryllium	ND	0.10
Cadmium	ND	0.25
Chromium	ND	0.25
Cobalt	ND	0.25
Copper	ND	0.25
Lead	ND	0.25
Molybdenum	ND	0.25
Nickel	ND	0.25
Selenium	ND	0.50
Silver	ND	0.25
Thallium	ND	0.50
Vanadium	ND	0.25
Zinc	ND	1.0

ND= Not Detected

RL= Reporting Limit

**Batch QC Report**

California Title 22 Metals			
Lab #:	210738	Location:	Romic-East Palo Alto
Client:	Iris Environmental	Prep:	EPA 3050B
Project#:	07-555-A	Analysis:	EPA 6010B
Matrix:	Soil	Batch#:	149047
Units:	mg/Kg	Prepared:	03/19/09
Basis:	as received	Analyzed:	03/20/09
Diln Fac:	1.000		

Type: BS Lab ID: QC488038

Analyte	Spiked	Result	%REC	Limits
Antimony	100.0	96.42	96	80-120
Arsenic	50.00	50.79	102	80-120
Barium	100.0	95.99	96	80-120
Beryllium	2.500	2.558	102	80-120
Cadmium	10.00	9.443	94	80-120
Chromium	100.0	95.91	96	80-120
Cobalt	25.00	23.23	93	80-120
Copper	12.50	12.09	97	80-120
Lead	100.0	90.26	90	80-120
Molybdenum	20.00	19.63	98	80-120
Nickel	25.00	23.07	92	80-120
Selenium	50.00	46.55	93	80-120
Silver	10.00	9.220	92	80-120
Thallium	50.00	46.85	94	80-120
Vanadium	25.00	24.12	96	80-120
Zinc	25.00	22.47	90	80-120

Type: BSD Lab ID: QC488039

Analyte	Spiked	Result	%REC	Limits	RPD	Lim
Antimony	100.0	97.37	97	80-120	1	20
Arsenic	50.00	50.02	100	80-120	2	20
Barium	100.0	95.71	96	80-120	0	20
Beryllium	2.500	2.535	101	80-120	1	20
Cadmium	10.00	9.359	94	80-120	1	20
Chromium	100.0	95.39	95	80-120	1	20
Cobalt	25.00	22.96	92	80-120	1	20
Copper	12.50	11.99	96	80-120	1	20
Lead	100.0	89.95	90	80-120	0	20
Molybdenum	20.00	19.51	98	80-120	1	20
Nickel	25.00	22.84	91	80-120	1	20
Selenium	50.00	46.11	92	80-120	1	20
Silver	10.00	9.183	92	80-120	0	20
Thallium	50.00	46.55	93	80-120	1	20
Vanadium	25.00	23.97	96	80-120	1	20
Zinc	25.00	22.35	89	80-120	1	20

RPD= Relative Percent Difference

**Batch QC Report**

California Title 22 Metals			
Lab #:	210738	Location:	Romic-East Palo Alto
Client:	Iris Environmental	Prep:	EPA 3050B
Project#:	07-555-A	Analysis:	EPA 6010B
Field ID:	ZZZZZZZZZZ	Batch#:	149047
MSS Lab ID:	210718-001	Sampled:	03/17/09
Matrix:	Soil	Received:	03/17/09
Units:	mg/Kg	Prepared:	03/19/09
Basis:	as received	Analyzed:	03/20/09
Diln Fac:	1.000		

Type: MS Lab ID: QC488040

Analyte	MSS Result	Spiked	Result	%REC	Limits
Antimony	<0.1378	95.24	20.80	22	5-120
Arsenic	6.998	47.62	47.79	86	65-120
Barium	136.6	95.24	210.4	78	40-141
Beryllium	0.5696	2.381	2.707	90	75-120
Cadmium	<0.04216	9.524	7.594	80	63-120
Chromium	16.98	95.24	96.64	84	52-128
Cobalt	8.854	23.81	25.45	70	50-120
Copper	18.66	11.90	28.93	86	38-149
Lead	6.739	95.24	81.16	78	49-124
Molybdenum	0.1256	19.05	14.44	75	62-120
Nickel	36.68	23.81	50.90	60	34-148
Selenium	0.3796	47.62	38.20	79	63-120
Silver	<0.03194	9.524	8.052	85	66-120
Thallium	<0.09677	47.62	33.20	70	57-120
Vanadium	30.47	23.81	51.13	87	41-146
Zinc	30.70	23.81	48.84	76	25-159

Type: MSD Lab ID: QC488041

Analyte	Spiked	Result	%REC	Limits	RPD	Lim
Antimony	97.09	17.19	18	5-120	21	31
Arsenic	48.54	49.93	88	65-120	3	24
Barium	97.09	213.5	79	40-141	1	31
Beryllium	2.427	2.825	93	75-120	3	21
Cadmium	9.709	7.770	80	63-120	0	20
Chromium	97.09	98.65	84	52-128	0	25
Cobalt	24.27	28.58	81	50-120	10	26
Copper	12.14	30.91	101	38-149	6	28
Lead	97.09	82.85	78	49-124	0	31
Molybdenum	19.42	14.25	73	62-120	3	20
Nickel	24.27	56.69	82	34-148	10	30
Selenium	48.54	39.43	80	63-120	1	20
Silver	9.709	8.355	86	66-120	2	20
Thallium	48.54	33.85	70	57-120	0	20
Vanadium	24.27	55.20	102	41-146	7	24
Zinc	24.27	58.79	116	25-159	18	33

RPD= Relative Percent Difference

## Batch QC Report

California Title 22 Metals			
Lab #:	210738	Location:	Romic-East Palo Alto
Client:	Iris Environmental	Prep:	METHOD
Project#:	07-555-A	Analysis:	EPA 7471A
Analyte:	Mercury	Basis:	as received
Type:	BLANK	Diln Fac:	1.000
Lab ID:	QC488544	Batch#:	149177
Matrix:	Soil	Prepared:	03/24/09
Units:	mg/Kg	Analyzed:	03/24/09

Result	RL
ND	0.020

ND= Not Detected  
 RL= Reporting Limit

## Batch QC Report

California Title 22 Metals			
Lab #:	210738	Location:	Romic-East Palo Alto
Client:	Iris Environmental	Prep:	METHOD
Project#:	07-555-A	Analysis:	EPA 7471A
Analyte:	Mercury	Diln Fac:	1.000
Matrix:	Soil	Batch#:	149177
Units:	mg/Kg	Prepared:	03/24/09
Basis:	as received	Analyzed:	03/24/09

Type	Lab ID	Spiked	Result	%REC	Limits	RPD	Lim
BS	QC488545	0.5000	0.5180	104	80-120		
BSD	QC488546	0.5000	0.5160	103	80-120	0	20

RPD= Relative Percent Difference

## Batch QC Report

California Title 22 Metals			
Lab #:	210738	Location:	Romic-East Palo Alto
Client:	Iris Environmental	Prep:	METHOD
Project#:	07-555-A	Analysis:	EPA 7471A
Analyte:	Mercury	Diln Fac:	1.000
Field ID:	ZZZZZZZZZZ	Batch#:	149177
MSS Lab ID:	210660-003	Sampled:	03/09/09
Matrix:	Soil	Received:	03/12/09
Units:	mg/Kg	Prepared:	03/24/09
Basis:	as received	Analyzed:	03/24/09

Type	Lab ID	MSS Result	Spiked	Result	%REC	Limits	RPD	Lim
MS	QC488547	<0.003615	0.5102	0.5224	102	64-138		
MSD	QC488548		0.4808	0.4894	102	64-138	1	27

RPD= Relative Percent Difference

## **Appendix F**

### **Waste Manifests**

<b>NON-HAZARDOUS WASTE MANIFEST</b>		1. Generator's US EPA ID No.	2. Page 1 of 1	3. Document Number <b>08821</b>	
GENERATOR	4. Generator's Name and Mailing Address <i>Comic Environmental Technologies attn: Wayne Kiso 2500 Tanglewilde St, Suite 470 Houston TX 77063 Generator's Phone 1-909-625-5057</i>		2081 Paul Rd East Palo Alto CA 94303		
	5. Transporter Company Name <b>CLEARWATER ENVIRONMENTAL</b>	6. US EPA ID Number <b>CAR000007013</b>	7. Transporter Phone <b>(510) 476-1740</b>		
	8. Designated Facility Name and Site Address <i>AIVISO Independent 5002 Archer Street AIVISO, CA 95002</i>		9. US EPA ID Number	10. Facility's Phone	
	11. Waste Shipping Name and Description a. <b>Non-Hazardous waste</b>		12. Containers No. Type <i>009 DM</i>	13. Total Quantity <i>450</i>	14. Unit W/Vol <i>P</i>
15. Special Handling Instructions and Additional Information <b>Wear PPE Emergency Contact (510) 476-1740 Attn: Charles Seaton</b>		Handling Codes for Wastes Listed Above 11a. 11b.			
16. GENERATOR'S CERTIFICATION: I certify the materials described above on this manifest are not subject to state or federal regulations for reporting proper disposal of Hazardous Waste.					
Printed/Typed Name <i>Julie Brady as agent for generator w/ Iris Environmental</i>		Signature <i>[Signature]</i>		Month Day Year <i>10 28 11</i>	
17. Transporter Acknowledgement of Receipt of Materials Printed/Typed Name <b>ROBERT SANTANA</b>		Signature <i>[Signature]</i>		Month Day Year <i>10 28 11</i>	
18. Discrepancy Indication Space					
19. Facility Owner or Operator: Certification of receipt of waste materials covered by this manifest except as noted in Item 18.					
Printed/Typed Name		Signature		Month Day Year	



## **Appendix G**

### **Data Validation Summary Tables**

**TABLE G-1  
SUMMARY OF ANALYTICAL METHOD SAMPLE PREPARATION AND ANALYSIS HOLD TIME EXCEEDANCES**

Test No	Test Name	Lab Sample ID	Client Sample ID	Sample Date	Sample Analysis Prep Date	Sample Analysis Date	Sample A analysis Sample Prep (days)	Time to Sample Analysis (days)	Data Qualification Action
SW846 8260B	MS Volatiles by SW846 8260B	C17018-10	P16-2.9	7/14/2011	8/2/2011	8/2/2011	19	0	Apply "J" estimated value qualifier to all target analyte results.
SW846 8260B	MS Volatiles by SW846 8260B	C17018-15	Q16-6.0	7/14/2011	7/29/2011	7/29/2011	15	0	Apply "J" estimated value qualifier to all target analyte results.
SW846 8260B	MS Volatiles by SW846 8260B	C17018-14	Q16-3.0	7/14/2011	8/2/2011	8/2/2011	19	0	Apply "J" estimated value qualifier to all target analyte results.
SW846 8260B	MS Volatiles by SW846 8260B	C17018-14	Q16-3.0	7/14/2011	8/3/2011	8/3/2011	20	0	Apply "J" estimated value qualifier to all target analyte results.
SW846 8260B	MS Volatiles by SW846 8260B	C17018-16	R10-0.5	7/14/2011	7/29/2011	7/29/2011	15	0	Apply "J" estimated value qualifier to all target analyte results.
SW846 8260B	MS Volatiles by SW846 8260B	C17018-17	R10-2.5	7/14/2011	7/29/2011	7/29/2011	15	0	Apply "J" estimated value qualifier to all target analyte results.
SW846 8260B	MS Volatiles by SW846 8260B	C17018-18	R10-6.0	7/14/2011	7/29/2011	7/29/2011	15	0	Apply "J" estimated value qualifier to all target analyte results.
SW846 8260B	MS Volatiles by SW846 8260B	C17018-18	R10-6.0	7/14/2011	8/2/2011	8/2/2011	19	0	Apply "J" estimated value qualifier to all target analyte results.
SW846 8260B	MS Volatiles by SW846 8260B	C17018-19	S16-0.6	7/14/2011	7/29/2011	7/29/2011	15	0	Apply "J" estimated value qualifier to all target analyte results.
SW846 8260B	MS Volatiles by SW846 8260B	C17018-20	S16-2.6	7/14/2011	7/29/2011	7/29/2011	15	0	Apply "J" estimated value qualifier to all target analyte results.
SW846 8260B	MS Volatiles by SW846 8260B	C17018-22	T18-3.1	7/14/2011	7/29/2011	7/29/2011	15	0	Apply "J" estimated value qualifier to all target analyte results.
SW846 8260B	MS Volatiles by SW846 8260B	C17018-23	T18-6.1	7/14/2011	7/29/2011	7/29/2011	15	0	Apply "J" estimated value qualifier to all target analyte results.
SW846 8260B	MS Volatiles by SW846 8260B	C17018-35	V19-3.1	7/14/2011	8/2/2011	8/2/2011	19	0	Apply "J" estimated value qualifier to all target analyte results.
SW846 8260B	MS Volatiles by SW846 8260B	C17018-34	V19-0.6	7/14/2011	8/2/2011	8/2/2011	19	0	Apply "J" estimated value qualifier to all target analyte results.
SW846 8260B	MS Volatiles by SW846 8260B	C17018-36	V19-6.1	7/14/2011	8/1/2011	8/1/2011	18	0	Apply "J" estimated value qualifier to all target analyte results.
SW846 8260B	MS Volatiles by SW846 8260B	C17064-6	PQ 7,8-1.0	7/19/2011	8/4/2011	8/4/2011	16	0	Apply "J" estimated value qualifier to all target analyte results.
SW846 8260B	MS Volatiles by SW846 8260B	C17064-26	08-3.7	7/19/2011	8/12/2011	8/12/2011	24	0	Apply "J" estimated value qualifier to all target analyte results.
SW846 8260B	MS Volatiles by SW846 8260B	C17064-29	N7-2.8	7/19/2011	8/9/2011	8/9/2011	21	0	Apply "J" estimated value qualifier to all target analyte results.
SW846 8260B	MS Volatiles by SW846 8260B	C16985-32	L6-3.4	7/13/2011	7/28/2011	7/28/2011	15	0	Apply "J" estimated value qualifier to all target analyte results.
SW846 8260B	MS Volatiles by SW846 8260B	C17127-36	S22-3.3	7/21/2011	8/5/2011	8/5/2011	15	0	Apply "J" estimated value qualifier to all target analyte results.
SW846 8260B	MS Volatiles by SW846 8260B	C17127-36A	S22-3.3	7/21/2011	8/5/2011	8/5/2011	15	0	Apply "J" estimated value qualifier to all target analyte results.
SW846 8260B	MS Volatiles by SW846 8260B	C17127-16	Q19-7.0	7/21/2011	8/5/2011	8/5/2011	15	0	Apply "J" estimated value qualifier to all target analyte results.
SW846 8260B	MS Volatiles by SW846 8260B	C17127-19	Q20-6.6	7/21/2011	8/5/2011	8/5/2011	15	0	Apply "J" estimated value qualifier to all target analyte results.
SW846 8260B	MS Volatiles by SW846 8260B	C17127-21A	OP21-0.7	7/21/2011	8/11/2011	8/11/2011	21	0	Apply "J" estimated value qualifier to all target analyte results.

**TABLE G-2a**  
**SUMMARY OF DETECTIONS IN METHOD BLANK SAMPLE**

Lab Sample ID	Sample Analysis Date	Test No	Test Name	Analyte	Result	Qualifier	Units	Analysis Batch ID
MP3717-MB1	7/19/2011	SW846 6010B	Metals by SW846 6010B	Zinc	4.0	*	mg/kg	MP3717
VM828-MB	7/27/2011	SW846 8260B	MS Volatiles by SW846 8260B	2-Hexanone	15.4	J	ug/kg	MS1482
VG2756-MB	7/25/2011	SW846 8260B	MS Volatiles by SW846 8260B	1,2,3-Trichlorobenzene	1.1	J	ug/kg	VG2756
VG2758-MB	7/27/2011	SW846 8260B	MS Volatiles by SW846 8260B	1,2,3-Trichlorobenzene	1.4	J	ug/kg	VG2758
VG2760-MB	7/29/2011	SW846 8260B	MS Volatiles by SW846 8260B	1,2,3-Trichlorobenzene	1.4	J	ug/kg	VG2760
VG2762-MB	8/2/2011	SW846 8260B	MS Volatiles by SW846 8260B	1,2,3-Trichlorobenzene	1.4	J	ug/kg	VG2762
VH2628-MB	8/2/2011	SW846 8260B	MS Volatiles by SW846 8260B	Methylene chloride	7.3	J	ug/kg	VH2628
VG2761-MB	8/1/2011	SW846 8260B	MS Volatiles by SW846 8260B	Methylene chloride	6.7	J	ug/kg	VG2761
VG2761-MB	8/1/2011	SW846 8260B	MS Volatiles by SW846 8260B	1,2,3-Trichlorobenzene	1.6	J	ug/kg	VG2761
VH2637-MB	8/12/2011	SW846 8260B	MS Volatiles by SW846 8260B	Methylene chloride	5.3	J	ug/kg	VH2628

**Notes:**

\* = Outside of Quality Control Limits

J = Estimated value

mg/kg = milligrams per kilogram

ug/kg = micrograms per kilogram

**TABLE F-G2b**  
**SUMMARY OF DETECTIONS IN METHOD BLANK ASSOCIATED FIELD SAMPLES**

Lab Sample ID	Client Sample ID	Sample Date	Sample Analysis Date	Test No	Test Name	Analyte	Result	Qualifier	Units	Analysis Batch ID	Data Qualification Action
C16985-31	L6-0.9	7/13/2011	7/19/2011	SW846 6010B	Metals by SW846 6010B	Zinc	97.9		mg/kg	MP3717	Results is greater than 10 times the concentration detected in the method blank. No qualifier applied.
C16985-22	OP3,4-1.0	7/13/2011	7/19/2011	SW846 6010B	Metals by SW846 6010B	Zinc	63.3		mg/kg	MP3717	Results is greater than 10 times the concentration detected in the method blank. No qualifier applied.
C16985-36	PQ4,5-1.0	7/13/2011	7/19/2011	SW846 6010B	Metals by SW846 6010B	Zinc	41.5		mg/kg	MP3717	Results is greater than 10 times the concentration detected in the method blank. No qualifier applied.
C17064-25	08-1.2	7/19/2011	8/1/2011	SW846 8260B	MS Volatiles by SW846 8260B	Methylene chloride	57400		ug/kg	VG2761	Results is greater than 10 times the concentration detected in the method blank. No qualifier applied.
C17064-33	OP9-6.0	7/19/2011	8/1/2011	SW846 8260B	MS Volatiles by SW846 8260B	Methylene chloride	188		ug/kg	VG2761	Results is greater than 10 times the concentration detected in the method blank. No qualifier applied.

**Notes:**

mg/kg = milligrams per kilogram

ug/kg = micrograms per kilogram

**TABLE G-3  
SUMMARY OF SURROGATE SPIKE RECOVERY EXCEEDANCES**

Test No	Test Name	Lab Sample ID	Client Sample ID	Sample Date	Analyte	Result	Qualifier	Units	Quality Control Lower Limit	Quality Control Higher Limit	Sample Dilution Factor	Data Qualification Action
SW846 8015B	GC Volatiles by SW846 8015B	C17723-23	H22-0.6	8/30/2011	aaa-Trifluorotoluene	45	*	%	60	157	1	Apply "J" estimated value qualifier to all target analyte results.
SW846 8015B	GC Volatiles by SW846 8015B	C17723-24	H22-3.0	8/30/2011	aaa-Trifluorotoluene	49	*	%	60	157	50	Apply "J" estimated value qualifier to all target analyte results.
SW846 8015B M	GC TPH by SW846 8015B M	C16957-27	V5-1.0	7/12/2011	Hexacosane	0	*	%	45	140	100	Outside of control limit due to dilution. No qualifier applied.
SW846 8015B M	GC TPH by SW846 8015B M	C17096-15	L20-0.7	7/20/2011	Hexacosane	237	*	%	45	140	40	Apply "J" estimated value qualifier to detected target analyte results.
SW846 8015B M	GC TPH by SW846 8015B M	C17723-21	F24-5.0	8/30/2011	Hexacosane	0	*	%	45	140	50	Outside of control limit due to dilution. No qualifiers applied.
SW846 8015B M	GC TPH by SW846 8015B M	C17723-24	H22-3.0	8/30/2011	Hexacosane	0	*	%	45	140	25	Outside of control limit due to dilution. No qualifiers applied.
SW846 8015B M	GC TPH by SW846 8015B M	C17723-24A	H22-3.0 DUP	8/30/2011	Hexacosane	0	*	%	45	140	25	Outside of control limit due to dilution. No qualifiers applied.
SW846 8015B M	GC TPH by SW846 8015B M	C17723-26	H22-6.0	8/30/2011	Hexacosane	0	*	%	45	140	20	Outside of control limit due to dilution. No qualifiers applied.
SW846 8015B M	GC TPH by SW846 8015B M	C17723-5	F20-5.0	8/30/2011	Hexacosane	0	*	%	45	140	100	Outside of control limit due to dilution. No qualifiers applied.
SW846 8015B M	GC TPH by SW846 8015B M	C17723-6	F20-8.5	8/30/2011	Hexacosane	0	*	%	45	140	50	Outside of control limit due to dilution. No qualifiers applied.
SW846 8081A	GC Pesticides by SW846 8081A	C16957-27	V5-1.0	7/12/2011	Tetrachloro-m-xylene	145	*	%	35	132	80	Apply "J" estimated value qualifier to detected target analyte results.
SW846 8081A	GC Pesticides by SW846 8081A	C16985-19	N6-0.8	7/13/2011	Decachlorobiphenyl	12	*	%	35	132	2000	Apply "J" estimated value qualifier to all target analyte results.

**TABLE G-3  
SUMMARY OF SURROGATE SPIKE RECOVERY EXCEEDANCES**

Test No	Test Name	Lab Sample ID	Client Sample ID	Sample Date	Analyte	Result	Qualifier	Units	Quality Control Lower Limit	Quality Control Higher Limit	Sample Dilution Factor	Data Qualification Action
SW846 8081A	GC Pesticides by SW846 8081A	C16985-19	N6-0.8	7/13/2011	Tetrachloro-m-xylene	695	*	%	35	132	2000	Apply "J" estimated value qualifier to all target analyte results.
SW846 8081A	GC Pesticides by SW846 8081A	C17064-2	QR 7,8-1.0	7/19/2011	Decachlorobiphenyl	139	*	%	35	132	10	Apply "J" estimated value qualifier to detected target analyte results.
SW846 8081A	GC Pesticides by SW846 8081A	C17064-31	OP9-0.5	7/19/2011	Tetrachloro-m-xylene	33	*	%	35	132	5	Apply "J" estimated value qualifier to all target analyte results.
SW846 8081A	GC Pesticides by SW846 8081A	C17096-15	L20-0.7	7/20/2011	Decachlorobiphenyl	151	*	%	35	132	2000	Apply "J" estimated value qualifier to detected target analyte results.
SW846 8081A	GC Pesticides by SW846 8081A	C17096-15	L20-0.7	7/20/2011	Decachlorobiphenyl	184	*	%	35	132	2000	Apply "J" estimated value qualifier to detected target analyte results.
SW846 8081A	GC Pesticides by SW846 8081A	C17096-15	L20-0.7	7/20/2011	Tetrachloro-m-xylene	143	*	%	35	132	2000	Apply "J" estimated value qualifier to detected target analyte results.
SW846 8081A	GC Pesticides by SW846 8081A	C17096-6	M19-0.5	7/20/2011	Tetrachloro-m-xylene	333	*	%	35	132	1000	Apply "J" estimated value qualifier to detected target analyte results.
SW846 8081A	GC Pesticides by SW846 8081A	C17161-17	KK26-GW	7/25/2011	Tetrachloro-m-xylene	39	*	%	44	140	3	Apply "J" estimated value qualifier to all target analyte results.
SW846 8081A	GC Pesticides by SW846 8081A	C17161-22	R25-GW	7/25/2011	Tetrachloro-m-xylene	34	*	%	44	140	3	Apply "J" estimated value qualifier to all target analyte results.
SW846 8081A	GC Pesticides by SW846 8081A	C17685-11	J20-8.5	8/29/2011	Decachlorobiphenyl	133	*	%	35	132	50	Apply "J" estimated value qualifier to detected target analyte results.
SW846 8081A	GC Pesticides by SW846 8081A	C17723-21	F24-5.0	8/30/2011	Decachlorobiphenyl	27	*	%	35	132	5	Apply "J" estimated value qualifier to all target analyte results.
SW846 8081A	GC Pesticides by SW846 8081A	C17723-22	F24-10.0	8/30/2011	Tetrachloro-m-xylene	138	*	%	35	132	20	Apply "J" estimated value qualifier to detected target analyte results.

**TABLE G-3  
SUMMARY OF SURROGATE SPIKE RECOVERY EXCEEDANCES**

Test No	Test Name	Lab Sample ID	Client Sample ID	Sample Date	Analyte	Result	Qualifier	Units	Quality Control Lower Limit	Quality Control Higher Limit	Sample Dilution Factor	Data Qualification Action
SW846 8081A	GC Pesticides by SW846 8081A	C17723-22A	F24-10.0 DUP	8/30/2011	Tetrachloro-m-xylene	153	*	%	35	132	20	Apply "J" estimated value qualifier to detected target analyte results.
SW846 8081A	GC Pesticides by SW846 8081A	C17723-24	H22-3.0	8/30/2011	Decachlorobiphenyl	158	*	%	35	132	40	Apply "J" estimated value qualifier to detected target analyte results.
SW846 8081A	GC Pesticides by SW846 8081A	C17723-24	H22-3.0	8/30/2011	Tetrachloro-m-xylene	163	*	%	35	132	40	Apply "J" estimated value qualifier to detected target analyte results.
SW846 8081A	GC Pesticides by SW846 8081A	C17723-24A	H22-3.0 DUP	8/30/2011	Decachlorobiphenyl	161	*	%	35	132	40	Apply "J" estimated value qualifier to all target analyte results.
SW846 8081A	GC Pesticides by SW846 8081A	C17723-24A	H22-3.0 DUP	8/30/2011	Decachlorobiphenyl	19	*	%	35	132	40	Apply "J" estimated value qualifier to all target analyte results.
SW846 8081A	GC Pesticides by SW846 8081A	C17723-24A	H22-3.0 DUP	8/30/2011	Tetrachloro-m-xylene	150	*	%	35	132	40	Apply "J" estimated value qualifier to all target analyte results.
SW846 8081A	GC Pesticides by SW846 8081A	C17723-26	H22-6.0	8/30/2011	Decachlorobiphenyl	1135	*	%	35	132	400	Apply "J" estimated value qualifier to detected target analyte results.
SW846 8081A	GC Pesticides by SW846 8081A	C17723-26	H22-6.0	8/30/2011	Decachlorobiphenyl	437	*	%	35	132	400	Apply "J" estimated value qualifier to detected target analyte results.
SW846 8081A	GC Pesticides by SW846 8081A	C17723-26	H22-6.0	8/30/2011	Tetrachloro-m-xylene	1843	*	%	35	132	400	Apply "J" estimated value qualifier to detected target analyte results.
SW846 8081A	GC Pesticides by SW846 8081A	C17723-4	F20-0.5	8/30/2011	Decachlorobiphenyl	165	*	%	35	132	20	Apply "J" estimated value qualifier to detected target analyte results.
SW846 8081A	GC Pesticides by SW846 8081A	C17723-4	F20-0.5	8/30/2011	Decachlorobiphenyl	186	*	%	35	132	20	Apply "J" estimated value qualifier to detected target analyte results.
SW846 8081A	GC Pesticides by SW846 8081A	C17723-5	F20-5.0	8/30/2011	Decachlorobiphenyl	183	*	%	35	132	50	Apply "J" estimated value qualifier to detected target analyte results.

**TABLE G-3  
SUMMARY OF SURROGATE SPIKE RECOVERY EXCEEDANCES**

Test No	Test Name	Lab Sample ID	Client Sample ID	Sample Date	Analyte	Result	Qualifier	Units	Quality Control Lower Limit	Quality Control Higher Limit	Sample Dilution Factor	Data Qualification Action
SW846 8081A	GC Pesticides by SW846 8081A	C17723-5	F20-5.0	8/30/2011	Decachlorobiphenyl	490	*	%	35	132	50	Apply "J" estimated value qualifier to detected target analyte results.
SW846 8081A	GC Pesticides by SW846 8081A	C17723-6	F20-8.5	8/30/2011	Decachlorobiphenyl	250	*	%	35	132	50	Apply "J" estimated value qualifier to detected target analyte results.
SW846 8081A	GC Pesticides by SW846 8081A	C17723-6	F20-8.5	8/30/2011	Decachlorobiphenyl	609	*	%	35	132	50	Apply "J" estimated value qualifier to detected target analyte results.
SW846 8081A	GC Pesticides by SW846 8081A	C17723-9	H20-7.0	8/30/2011	Decachlorobiphenyl	1385	*	%	35	132	200	Apply "J" estimated value qualifier to all target analyte results.
SW846 8081A	GC Pesticides by SW846 8081A	C17723-9	H20-7.0	8/30/2011	Decachlorobiphenyl	445	*	%	35	132	200	Apply "J" estimated value qualifier to all target analyte results.
SW846 8081A	GC Pesticides by SW846 8081A	C17723-9	H20-7.0	8/30/2011	Tetrachloro-m-xylene	13	*	%	35	132	200	Apply "J" estimated value qualifier to all target analyte results.
SW846 8082	GC PCB's by SW846 8082	C16957-7	Y11-0.8	7/12/2011	Tetrachloro-m-xylene	39	*	%	45	108	1	Apply "J" estimated value qualifier to all target analyte results.
SW846 8082	GC PCB's by SW846 8082	C16957-7	Y11-0.8	7/12/2011	Tetrachloro-m-xylene	41	*	%	45	108	1	Apply "J" estimated value qualifier to all target analyte results.
SW846 8082	GC PCB's by SW846 8082	C16985-1	M2-0.9	7/13/2011	Decachlorobiphenyl	126	*	%	54	121	20	Apply "J" estimated value qualifier to detected target analyte results.
SW846 8082	GC PCB's by SW846 8082	C16985-19	N6-0.8	7/13/2011	Decachlorobiphenyl	123	*	%	54	121	500	Apply "J" estimated value qualifier to detected target analyte results.
SW846 8082	GC PCB's by SW846 8082	C16985-19	N6-0.8	7/13/2011	Decachlorobiphenyl	49	*	%	54	121	500	Apply "J" estimated value qualifier to all target analyte results.
SW846 8082	GC PCB's by SW846 8082	C16985-19	N6-0.8	7/13/2011	Tetrachloro-m-xylene	112	*	%	45	108	500	Apply "J" estimated value qualifier to all target analyte results.



**TABLE G-3  
SUMMARY OF SURROGATE SPIKE RECOVERY EXCEEDANCES**

Test No	Test Name	Lab Sample ID	Client Sample ID	Sample Date	Analyte	Result	Qualifier	Units	Quality Control Lower Limit	Quality Control Higher Limit	Sample Dilution Factor	Data Qualification Action
SW846 8082	GC PCB's by SW846 8082	C17018-24	T19-0.5	7/14/2011	Tetrachloro-m-xylene	43	*	%	45	108	1	Apply "J" estimated value qualifier to all target analyte results.
SW846 8082	GC PCB's by SW846 8082	C17019-9	S20-1.7	7/15/2011	Tetrachloro-m-xylene	39	*	%	45	108	1	Apply "J" estimated value qualifier to all target analyte results.
SW846 8082	GC PCB's by SW846 8082	C17043-31	K19-1.0	7/18/2011	Decachlorobiphenyl	127	*	%	54	121	40	Apply "J" estimated value qualifier to detected target analyte results.
SW846 8082	GC PCB's by SW846 8082	C17064-28A	N7-0.3	7/19/2011	Tetrachloro-m-xylene	34	*	%	45	108	1	Apply "J" estimated value qualifier to all target analyte results.
SW846 8082	GC PCB's by SW846 8082	C17064-28A	N7-0.3	7/19/2011	Tetrachloro-m-xylene	41	*	%	45	108	1	Apply "J" estimated value qualifier to all target analyte results.
SW846 8082	GC PCB's by SW846 8082	C17064-31	OP9-0.5	7/19/2011	Decachlorobiphenyl	52	*	%	54	121	1	Apply "J" estimated value qualifier to all target analyte results.
SW846 8082	GC PCB's by SW846 8082	C17064-31	OP9-0.5	7/19/2011	Tetrachloro-m-xylene	33	*	%	45	108	1	Apply "J" estimated value qualifier to all target analyte results.
SW846 8082	GC PCB's by SW846 8082	C17064-31	OP9-0.5	7/19/2011	Tetrachloro-m-xylene	36	*	%	45	108	1	Apply "J" estimated value qualifier to all target analyte results.
SW846 8082	GC PCB's by SW846 8082	C17064-5	PQ 7,8-FILL	7/19/2011	Tetrachloro-m-xylene	40	*	%	45	108	1	Apply "J" estimated value qualifier to all target analyte results.
SW846 8082	GC PCB's by SW846 8082	C17064-5	PQ 7,8-FILL	7/19/2011	Tetrachloro-m-xylene	42	*	%	45	108	1	Apply "J" estimated value qualifier to all target analyte results.
SW846 8082	GC PCB's by SW846 8082	C17064-9	PQ 8-FILL	7/19/2011	Decachlorobiphenyl	38	*	%	54	121	1	Apply "J" estimated value qualifier to all target analyte results.
SW846 8082	GC PCB's by SW846 8082	C17096-12	N21-1.0	7/20/2011	Decachlorobiphenyl	51	*	%	54	121	1	Apply "J" estimated value qualifier to all target analyte results.

**TABLE G-3  
SUMMARY OF SURROGATE SPIKE RECOVERY EXCEEDANCES**

Test No	Test Name	Lab Sample ID	Client Sample ID	Sample Date	Analyte	Result	Qualifier	Units	Quality Control Lower Limit	Quality Control Higher Limit	Sample Dilution Factor	Data Qualification Action
SW846 8082	GC PCB's by SW846 8082	C17096-15	L20-0.7	7/20/2011	Decachlorobiphenyl	320	*	%	54	121	500	Apply "J" estimated value qualifier to detected target analyte results.
SW846 8082	GC PCB's by SW846 8082	C17096-15	L20-0.7	7/20/2011	Tetrachloro-m-xylene	129	*	%	45	108	500	Apply "J" estimated value qualifier to detected target analyte results.
SW846 8082	GC PCB's by SW846 8082	C17096-18	L23-0.5	7/20/2011	Decachlorobiphenyl	47	*	%	54	121	1	Apply "J" estimated value qualifier to all target analyte results.
SW846 8082	GC PCB's by SW846 8082	C17096-18	L23-0.5	7/20/2011	Tetrachloro-m-xylene	22	*	%	45	108	1	Apply "J" estimated value qualifier to all target analyte results.
SW846 8082	GC PCB's by SW846 8082	C17096-18	L23-0.5	7/20/2011	Tetrachloro-m-xylene	28	*	%	45	108	1	Apply "J" estimated value qualifier to all target analyte results.
SW846 8082	GC PCB's by SW846 8082	C17161-22	R25-GW	7/25/2011	Tetrachloro-m-xylene	39	*	%	41	134	1	Apply "J" estimated value qualifier to all target analyte results.
SW846 8082	GC PCB's by SW846 8082	C17685-19	J16-5.0	8/29/2011	Decachlorobiphenyl	376	*	%	54	121	20	Apply "J" estimated value qualifier to detected target analyte results.
SW846 8082	GC PCB's by SW846 8082	C17685-19	J16-5.0	8/29/2011	Decachlorobiphenyl	432	*	%	54	121	20	Apply "J" estimated value qualifier to detected target analyte results.
SW846 8082	GC PCB's by SW846 8082	C17685-4	I17-1.0	8/29/2011	Decachlorobiphenyl	125	*	%	54	121	5	Apply "J" estimated value qualifier to detected target analyte results.
SW846 8082	GC PCB's by SW846 8082	C17723-22	F24-10.0	8/30/2011	Decachlorobiphenyl	143	*	%	54	121	20	Apply "J" estimated value qualifier to detected target analyte results.
SW846 8082	GC PCB's by SW846 8082	C17723-22A	F24-10.0 DUP	8/30/2011	Decachlorobiphenyl	122	*	%	54	121	20	Apply "J" estimated value qualifier to detected target analyte results.
SW846 8082	GC PCB's by SW846 8082	C17723-26	H22-6.0	8/30/2011	Decachlorobiphenyl	133	*	%	54	121	20	Apply "J" estimated value qualifier to detected target analyte results.

**TABLE G-3  
SUMMARY OF SURROGATE SPIKE RECOVERY EXCEEDANCES**

Test No	Test Name	Lab Sample ID	Client Sample ID	Sample Date	Analyte	Result	Qualifier	Units	Quality Control Lower Limit	Quality Control Higher Limit	Sample Dilution Factor	Data Qualification Action
SW846 8082	GC PCB's by SW846 8082	C17723-26	H22-6.0	8/30/2011	Decachlorobiphenyl	172	*	%	54	121	50	Apply "J" estimated value qualifier to detected target analyte results.
SW846 8082	GC PCB's by SW846 8082	C17723-26	H22-6.0	8/30/2011	Decachlorobiphenyl	180	*	%	54	121	50	Apply "J" estimated value qualifier to detected target analyte results.
SW846 8082	GC PCB's by SW846 8082	C17723-26	H22-6.0	8/30/2011	Decachlorobiphenyl	184	*	%	54	121	20	Apply "J" estimated value qualifier to detected target analyte results.
SW846 8082	GC PCB's by SW846 8082	C17723-6	F20-8.5	8/30/2011	Decachlorobiphenyl	124	*	%	54	121	4	Apply "J" estimated value qualifier to detected target analyte results.
SW846 8082	GC PCB's by SW846 8082	C17723-9	H20-7.0	8/30/2011	Decachlorobiphenyl	149	*	%	54	121	10	Apply "J" estimated value qualifier to detected target analyte results.
SW846 8082	GC PCB's by SW846 8082	C17723-9	H20-7.0	8/30/2011	Decachlorobiphenyl	205	*	%	54	121	10	Apply "J" estimated value qualifier to detected target analyte results.
SW846 8082	GC PCB's by SW846 8082	C17723-9	H20-7.0	8/30/2011	Decachlorobiphenyl	237	*	%	54	121	100	Apply "J" estimated value qualifier to detected target analyte results.
SW846 8082	GC PCB's by SW846 8082	C17723-9	H20-7.0	8/30/2011	Decachlorobiphenyl	344	*	%	54	121	100	Apply "J" estimated value qualifier to detected target analyte results.
SW846 8260B	MS Volatiles by SW846 8260B	C16985-32	L6-3.4	7/13/2011	4-Bromofluorobenzene	51	*	%	60	130	1	Apply "J" estimated value qualifier to all target analyte results.
SW846 8260B	MS Volatiles by SW846 8260B	C17018-11	P16-5.9	7/14/2011	Dibromofluoromethane	48	*	%	80	121	1	Apply "J" estimated value qualifier to all target analyte results.
SW846 8260B	MS Volatiles by SW846 8260B	C17018-15	Q16-6.0	7/14/2011	Dibromofluoromethane	29	*	%	80	121	1	Apply "J" estimated value qualifier to all target analyte results.
SW846 8260B	MS Volatiles by SW846 8260B	C17018-3	R6-6.0	7/14/2011	1,2-Dichloroethane-D4	59	*	%	77	123	1	Apply "J" estimated value qualifier to all target analyte results.

**TABLE G-3  
SUMMARY OF SURROGATE SPIKE RECOVERY EXCEEDANCES**

Test No	Test Name	Lab Sample ID	Client Sample ID	Sample Date	Analyte	Result	Qualifier	Units	Quality Control Lower Limit	Quality Control Higher Limit	Sample Dilution Factor	Data Qualification Action
SW846 8260B	MS Volatiles by SW846 8260B	C17018-3	R6-6.0	7/14/2011	Dibromofluoromethane	79	*	%	80	121	1	Apply "J" estimated value qualifier to all target analyte results.
SW846 8260B	MS Volatiles by SW846 8260B	C17064-33	OP9-6.0	7/19/2011	Dibromofluoromethane	79	*	%	80	121	1	Apply "J" estimated value qualifier to all target analyte results.
SW846 8270C	MS Semi-Volatiles by SW846 8270C	C16941-22	BB11-1.5	7/11/2011	2,4,6-Tribromophenol	104	*	%	30	100	1	Only one surrogate within fraction outside control limit. No qualifier applied.
SW846 8270C	MS Semi-Volatiles by SW846 8270C	C16957-7	Y11-0.8	7/12/2011	2,4,6-Tribromophenol	101	*	%	30	100	1	Only one surrogate within fraction outside control limit. No qualifier applied.
SW846 8270C	MS Semi-Volatiles by SW846 8270C	C16957-7	Y11-0.8	7/12/2011	Terphenyl-d14	131	*	%	55	130	1	Only one surrogate within fraction outside control limit. No qualifier applied.
SW846 8270C	MS Semi-Volatiles by SW846 8270C	C17019-9	S20-1.7	7/15/2011	2,4,6-Tribromophenol	104	*	%	30	100	1	Only one surrogate within fraction outside control limit. No qualifier applied.
SW846 8270C	MS Semi-Volatiles by SW846 8270C	C17064-31	OP9-0.5	7/19/2011	Phenol-d5	2	*	%	20	100	1	Only one surrogate within fraction outside control limit. No qualifier applied.
SW846 8270C	MS Semi-Volatiles by SW846 8270C	C17096-12	N21-1.0	7/20/2011	Terphenyl-d14	44	*	%	55	130	10	Only one surrogate within fraction outside control limit. No qualifier applied.
SW846 8270C	MS Semi-Volatiles by SW846 8270C	C17127-11	Q17-1.9	7/21/2011	2-Fluorophenol	19	*	%	20	100	1	Apply "J" estimated value qualifier to detected acid fraction analyte results and apply "R" rejected value qualifier to non-detect acid fraction analyte results.

**TABLE G-3  
SUMMARY OF SURROGATE SPIKE RECOVERY EXCEEDANCES**

Test No	Test Name	Lab Sample ID	Client Sample ID	Sample Date	Analyte	Result	Qualifier	Units	Quality Control Lower Limit	Quality Control Higher Limit	Sample Dilution Factor	Data Qualification Action
SW846 8270C	MS Semi-Volatiles by SW846 8270C	C17127-11	Q17-1.9	7/21/2011	Phenol-d5	0	*	%	20	100	1	Apply "J" estimated value qualifier to detected acid fraction analyte results and apply "R" rejected value qualifier to non-detect acid fraction analyte results.
SW846 8270C	MS Semi-Volatiles by SW846 8270C	C17127-3	R19-1.5	7/21/2011	Phenol-d5	3	*	%	20	100	1	Only one surrogate within fraction outside control limit. No qualifier applied.
SW846 8270C	MS Semi-Volatiles by SW846 8270C	C17161-17	KK26-GW	7/25/2011	2,4,6-Tribromophenol	3	*	%	25	115	1	Apply "J" estimated value qualifier to detected acid fraction analyte results and apply "R" rejected value qualifier to non-detect acid fraction analyte results.
SW846 8270C	MS Semi-Volatiles by SW846 8270C	C17161-17	KK26-GW	7/25/2011	2-Fluorophenol	3	*	%	10	100	1	Apply "J" estimated value qualifier to detected acid fraction analyte results and apply "R" rejected value qualifier to non-detect acid fraction analyte results.
SW846 8270C	MS Semi-Volatiles by SW846 8270C	C17161-17	KK26-GW	7/25/2011	Phenol-d5	1	*	%	7	100	1	Apply "J" estimated value qualifier to detected acid fraction analyte results and apply "R" rejected value qualifier to non-detect acid fraction analyte results.

**TABLE G-3  
SUMMARY OF SURROGATE SPIKE RECOVERY EXCEEDANCES**

Test No	Test Name	Lab Sample ID	Client Sample ID	Sample Date	Analyte	Result	Qualifier	Units	Quality Control Lower Limit	Quality Control Higher Limit	Sample Dilution Factor	Data Qualification Action
SW846 8270C	MS Semi-Volatiles by SW846 8270C	C17161-7	EE26-GW	7/25/2011	2,4,6-Tribromophenol	4	*	%	25	115	1	Apply "J" estimated value qualifier to detected acid fraction analyte results and apply "R" rejected value qualifier to non-detect acid fraction analyte results.
SW846 8270C	MS Semi-Volatiles by SW846 8270C	C17161-7	EE26-GW	7/25/2011	2-Fluorophenol	2	*	%	10	100	1	Apply "J" estimated value qualifier to detected acid fraction analyte results and apply "R" rejected value qualifier to non-detect acid fraction analyte results.
SW846 8270C	MS Semi-Volatiles by SW846 8270C	C17161-7	EE26-GW	7/25/2011	Phenol-d5	1	*	%	7	100	1	Apply "J" estimated value qualifier to detected acid fraction analyte results and apply "R" rejected value qualifier to non-detect acid fraction analyte results.
SW846 8270C	MS Semi-Volatiles by SW846 8270C	C17186-24	H17-0.5	7/26/2011	2,4,6-Tribromophenol	114	*	%	30	100	2	Only one surrogate within fraction outside control limit. No qualifier applied.
SW846 8270C	MS Semi-Volatiles by SW846 8270C	C17685-11	J20-8.5	8/29/2011	2-Fluorophenol	0	*	%	20	100	1	Only one surrogate within fraction outside control limit. No qualifier applied.
SW846 8270C	MS Semi-Volatiles by SW846 8270C	C17685-17	J22-8.6	8/29/2011	2-Fluorophenol	17	*	%	20	100	2	Apply "J" estimated value qualifier to detected acid fraction analyte results and apply "R" rejected value qualifier to non-detect acid fraction analyte results.

**TABLE G-3  
SUMMARY OF SURROGATE SPIKE RECOVERY EXCEEDANCES**

Test No	Test Name	Lab Sample ID	Client Sample ID	Sample Date	Analyte	Result	Qualifier	Units	Quality Control Lower Limit	Quality Control Higher Limit	Sample Dilution Factor	Data Qualification Action
SW846 8270C	MS Semi-Volatiles by SW846 8270C	C17685-17	J22-8.6	8/29/2011	Phenol-d5	1	*	%	20	100	2	Apply "J" estimated value qualifier to detected acid fraction analyte results and apply "R" rejected value qualifier to non-detect acid fraction analyte results.
SW846 8270C	MS Semi-Volatiles by SW846 8270C	C17723-20	F24-0.5	8/30/2011	2-Fluorophenol	6	*	%	20	100	2	Apply "J" estimated value qualifier to detected acid fraction analyte results and apply "R" rejected value qualifier to non-detect acid fraction analyte results.
SW846 8270C	MS Semi-Volatiles by SW846 8270C	C17723-20	F24-0.5	8/30/2011	Nitrobenzene-d5	7	*	%	20	100	2	Apply "J" estimated value qualifier to detected acid fraction analyte results and apply "R" rejected value qualifier to non-detect acid fraction analyte results.
SW846 8270C	MS Semi-Volatiles by SW846 8270C	C17723-20	F24-0.5	8/30/2011	Phenol-d5	15	*	%	20	100	2	Apply "J" estimated value qualifier to detected acid fraction analyte results and apply "R" rejected value qualifier to non-detect acid fraction analyte results.
SW846 8270C	MS Semi-Volatiles by SW846 8270C	C17723-21	F24-5.0	8/30/2011	2-Fluorophenol	0	*	%	20	100	2	Apply "J" estimated value qualifier to detected acid fraction analyte results and apply "R" rejected value qualifier to non-detect acid fraction analyte results.

**TABLE G-3  
SUMMARY OF SURROGATE SPIKE RECOVERY EXCEEDANCES**

Test No	Test Name	Lab Sample ID	Client Sample ID	Sample Date	Analyte	Result	Qualifier	Units	Quality Control Lower Limit	Quality Control Higher Limit	Sample Dilution Factor	Data Qualification Action
SW846 8270C	MS Semi-Volatiles by SW846 8270C	C17723-21	F24-5.0	8/30/2011	2-Fluorophenol	3	*	%	20	100	5	Apply "J" estimated value qualifier to detected acid fraction analyte results and apply "R" rejected value qualifier to non-detect acid fraction analyte results.
SW846 8270C	MS Semi-Volatiles by SW846 8270C	C17723-22	F24-10.0	8/30/2011	2-Fluorophenol	0	*	%	20	100	1	Apply "J" estimated value qualifier to detected acid fraction analyte results and apply "R" rejected value qualifier to non-detect acid fraction analyte results.
SW846 8270C	MS Semi-Volatiles by SW846 8270C	C17723-22	F24-10.0	8/30/2011	Nitrobenzene-d5	13	*	%	20	100	1	Apply "J" estimated value qualifier to detected acid fraction analyte results and apply "R" rejected value qualifier to non-detect acid fraction analyte results.
SW846 8270C	MS Semi-Volatiles by SW846 8270C	C17723-22	F24-10.0	8/30/2011	Phenol-d5	4	*	%	20	100	1	Apply "J" estimated value qualifier to detected acid fraction analyte results and apply "R" rejected value qualifier to non-detect acid fraction analyte results.
SW846 8270C	MS Semi-Volatiles by SW846 8270C	C17723-22A	F24-10.0 DUP	8/30/2011	2-Fluorophenol	0	*	%	20	100	1	Apply "J" estimated value qualifier to detected acid fraction analyte results and apply "R" rejected value qualifier to non-detect acid fraction analyte results.



**TABLE G-3  
SUMMARY OF SURROGATE SPIKE RECOVERY EXCEEDANCES**

Test No	Test Name	Lab Sample ID	Client Sample ID	Sample Date	Analyte	Result	Qualifier	Units	Quality Control Lower Limit	Quality Control Higher Limit	Sample Dilution Factor	Data Qualification Action
SW846 8270C	MS Semi-Volatiles by SW846 8270C	C17723-22A	F24-10.0 DUP	8/30/2011	Phenol-d5	4	*	%	20	100	1	Apply "J" estimated value qualifier to detected acid fraction analyte results and apply "R" rejected value qualifier to non-detect acid fraction analyte results.
SW846 8270C	MS Semi-Volatiles by SW846 8270C	C17723-24	H22-3.0	8/30/2011	2-Fluorophenol	1	*	%	20	100	5	Apply "J" estimated value qualifier to detected acid fraction analyte results and apply "R" rejected value qualifier to non-detect acid fraction analyte results.
SW846 8270C	MS Semi-Volatiles by SW846 8270C	C17723-24	H22-3.0	8/30/2011	Phenol-d5	11	*	%	20	100	5	Apply "J" estimated value qualifier to detected acid fraction analyte results and apply "R" rejected value qualifier to non-detect acid fraction analyte results.
SW846 8270C	MS Semi-Volatiles by SW846 8270C	C17723-24	H22-3.0	8/30/2011	2-Fluorophenol	16	*	%	20	100	50	Only one surrogate within fraction outside control limit. No qualifier applied.
SW846 8270C	MS Semi-Volatiles by SW846 8270C	C17723-24	H22-3.0	8/30/2011	2-Fluorophenol	9	*	%	20	100	10	Only one surrogate within fraction outside control limit. No qualifier applied.
SW846 8270C	MS Semi-Volatiles by SW846 8270C	C17723-24	H22-3.0	8/30/2011	Terphenyl-d14	35	*	%	55	130	10	Only one surrogate within fraction outside control limit. No qualifier applied.
SW846 8270C	MS Semi-Volatiles by SW846 8270C	C17723-24	H22-3.0	8/30/2011	Terphenyl-d14	38	*	%	55	130	50	Only one surrogate within fraction outside control limit. No qualifier applied.

**TABLE G-3  
SUMMARY OF SURROGATE SPIKE RECOVERY EXCEEDANCES**

Test No	Test Name	Lab Sample ID	Client Sample ID	Sample Date	Analyte	Result	Qualifier	Units	Quality Control Lower Limit	Quality Control Higher Limit	Sample Dilution Factor	Data Qualification Action
SW846 8270C	MS Semi-Volatiles by SW846 8270C	C17723-24	H22-3.0	8/30/2011	Terphenyl-d14	39	*	%	55	130	5	Only one surrogate within fraction outside control limit. No qualifier applied.
SW846 8270C	MS Semi-Volatiles by SW846 8270C	C17723-24A	H22-3.0 DUP	8/30/2011	2,4,6-Tribromophenol	28	*	%	30	100	5	Apply "J" estimated value qualifier to detected acid fraction analyte results and apply "R" rejected value qualifier to non-detect acid fraction analyte results.
SW846 8270C	MS Semi-Volatiles by SW846 8270C	C17723-24A	H22-3.0 DUP	8/30/2011	2-Fluorophenol	1	*	%	20	100	5	Apply "J" estimated value qualifier to detected acid fraction analyte results and apply "R" rejected value qualifier to non-detect acid fraction analyte results.
SW846 8270C	MS Semi-Volatiles by SW846 8270C	C17723-24A	H22-3.0 DUP	8/30/2011	2,4,6-Tribromophenol	28	*	%	30	100	10	Apply "J" estimated value qualifier to detected acid fraction analyte results and apply "R" rejected value qualifier to non-detect acid fraction analyte results.
SW846 8270C	MS Semi-Volatiles by SW846 8270C	C17723-24A	H22-3.0 DUP	8/30/2011	2-Fluorophenol	8	*	%	20	100	10	Apply "J" estimated value qualifier to detected acid fraction analyte results and apply "R" rejected value qualifier to non-detect acid fraction analyte results.
SW846 8270C	MS Semi-Volatiles by SW846 8270C	C17723-24A	H22-3.0 DUP	8/30/2011	2,4,6-Tribromophenol	25	*	%	30	100	50	Apply "J" estimated value qualifier to all acid fraction analyte results.

**TABLE G-3  
SUMMARY OF SURROGATE SPIKE RECOVERY EXCEEDANCES**

Test No	Test Name	Lab Sample ID	Client Sample ID	Sample Date	Analyte	Result	Qualifier	Units	Quality Control Lower Limit	Quality Control Higher Limit	Sample Dilution Factor	Data Qualification Action
SW846 8270C	MS Semi-Volatiles by SW846 8270C	C17723-24A	H22-3.0 DUP	8/30/2011	2-Fluorophenol	15	*	%	20	100	50	Apply "J" estimated value qualifier to all acid fraction analyte results.
SW846 8270C	MS Semi-Volatiles by SW846 8270C	C17723-24A	H22-3.0 DUP	8/30/2011	Phenol-d5	12	*	%	20	100	5	Only one surrogate within fraction outside control limit. No qualifier applied.
SW846 8270C	MS Semi-Volatiles by SW846 8270C	C17723-24A	H22-3.0 DUP	8/30/2011	Terphenyl-d14	38	*	%	55	130	5	Only one surrogate within fraction outside control limit. No qualifier applied.
SW846 8270C	MS Semi-Volatiles by SW846 8270C	C17723-24A	H22-3.0 DUP	8/30/2011	Phenol-d5	16	*	%	20	100	10	Only one surrogate within fraction outside control limit. No qualifier applied.
SW846 8270C	MS Semi-Volatiles by SW846 8270C	C17723-24A	H22-3.0 DUP	8/30/2011	Terphenyl-d14	31	*	%	55	130	10	Only one surrogate within fraction outside control limit. No qualifier applied.
SW846 8270C	MS Semi-Volatiles by SW846 8270C	C17723-24A	H22-3.0 DUP	8/30/2011	Phenol-d5	19	*	%	20	100	50	Only one surrogate within fraction outside control limit. No qualifier applied.
SW846 8270C	MS Semi-Volatiles by SW846 8270C	C17723-24A	H22-3.0 DUP	8/30/2011	Terphenyl-d14	32	*	%	55	130	50	Only one surrogate within fraction outside control limit. No qualifier applied.
SW846 8270C	MS Semi-Volatiles by SW846 8270C	C17723-26	H22-6.0	8/30/2011	2-Fluorophenol	0	*	%	20	100	2	Apply "J" estimated value qualifier to detected acid fraction analyte results and apply "R" rejected value qualifier to non-detect acid fraction analyte results.

**TABLE G-3  
SUMMARY OF SURROGATE SPIKE RECOVERY EXCEEDANCES**

Test No	Test Name	Lab Sample ID	Client Sample ID	Sample Date	Analyte	Result	Qualifier	Units	Quality Control Lower Limit	Quality Control Higher Limit	Sample Dilution Factor	Data Qualification Action
SW846 8270C	MS Semi-Volatiles by SW846 8270C	C17723-26	H22-6.0	8/30/2011	Phenol-d5	7	*	%	20	100	2	Apply "J" estimated value qualifier to detected acid fraction analyte results and apply "R" rejected value qualifier to non-detect acid fraction analyte results.
SW846 8270C	MS Semi-Volatiles by SW846 8270C	C17723-26	H22-6.0	8/30/2011	2-Fluorophenol	12	*	%	20	100	50	Only one surrogate within fraction outside control limit. No qualifier applied.
SW846 8270C	MS Semi-Volatiles by SW846 8270C	C17723-26	H22-6.0	8/30/2011	2-Fluorophenol	4	*	%	20	100	10	Only one surrogate within fraction outside control limit. No qualifier applied.
SW846 8270C	MS Semi-Volatiles by SW846 8270C	C17723-26	H22-6.0	8/30/2011	Terphenyl-d14	53	*	%	55	130	10	Only one surrogate within fraction outside control limit. No qualifier applied.
SW846 8270C	MS Semi-Volatiles by SW846 8270C	C17723-5	F20-5.0	8/30/2011	2-Fluorophenol	2	*	%	20	100	20	Only one surrogate within fraction outside control limit. No qualifier applied.
SW846 8270C	MS Semi-Volatiles by SW846 8270C	C17723-6	F20-8.5	8/30/2011	2-Fluorophenol	19	*	%	20	100	20	Only one surrogate within fraction outside control limit. No qualifier applied.
SW846 8270C	MS Semi-Volatiles by SW846 8270C	C17723-6	F20-8.5	8/30/2011	2-Fluorophenol	2	*	%	20	100	2	Apply "J" estimated value qualifier to detected acid fraction analyte results and apply "R" rejected value qualifier to non-detect acid fraction analyte results.

**TABLE G-3  
SUMMARY OF SURROGATE SPIKE RECOVERY EXCEEDANCES**

Test No	Test Name	Lab Sample ID	Client Sample ID	Sample Date	Analyte	Result	Qualifier	Units	Quality Control Lower Limit	Quality Control Higher Limit	Sample Dilution Factor	Data Qualification Action
SW846 8270C	MS Semi-Volatiles by SW846 8270C	C17723-6	F20-8.5	8/30/2011	Phenol-d5	16	*	%	20	100	2	Apply "J" estimated value qualifier to detected acid fraction analyte results and apply "R" rejected value qualifier to non-detect acid fraction analyte results.
SW846 8270C	MS Semi-Volatiles by SW846 8270C	C17723-7	H20-0.5	8/30/2011	2-Fluorophenol	0	*	%	20	100	1	Only one surrogate within fraction outside control limit. No qualifier applied.
SW846 8270C	MS Semi-Volatiles by SW846 8270C	C17723-9	H20-7.0	8/30/2011	2-Fluorophenol	1	*	%	20	100	2	Only one surrogate within fraction outside control limit. No qualifier applied.
SW846 8270C	MS Semi-Volatiles by SW846 8270C	C17723-9	H20-7.0	8/30/2011	2-Fluorophenol	17	*	%	20	100	20	Only one surrogate within fraction outside control limit. No qualifier applied.
SW846 8270C	MS Semi-Volatiles by SW846 8270C	C17723-9	H20-7.0	8/30/2011	2-Fluorophenol	17	*	%	20	100	40	Only one surrogate within fraction outside control limit. No qualifier applied.
SW846 8081A	GC Pesticides by SW846 8081A	OP4230-MS	Y3-1.0	7/11/2011	Tetrachloro-m-xylene	133	*	%	35	132	60	Quality control sample. No action.
SW846 8270C	MS Semi-Volatiles by SW846 8270C	OP4270-MS	N17-2.0	7/18/2011	Phenol-d5	6	*	%	20	100	1	Quality control sample. No action.
SW846 8270C	MS Semi-Volatiles by SW846 8270C	OP4270-MSD	N17-2.0	7/18/2011	Phenol-d5	4	*	%	20	100	1	Quality control sample. No action.

**Notes:**

\* = Outside of Quality Control Limits

**TABLE G-4  
SUMMARY OF BLANK SAMPLE SPIKE RECOVERY EXCEEDANCES**

Lab Sample ID	Sample Analysis Date	Test No	Analysis Batch ID	Analyte	Result	Units	Quality Control Lower Limit	Quality Control Higher Limit	Relative Percent Difference (RPD)	RPD Limit	Qualifier	Data Qualification Action
OP4317-BSD	7/27/2011	SW846 8270C	OP4317	Dimethyl phthalate	35	%			35	30	*	Dimethyl phthalate results in associated samples are all ND. No qualifier applied.
OP4242-BSD	7/16/2011	SW846 8270C	OP4242	1-Methylnaphthalene	32	%			32	30	*	1-Methylnaphthalene results in associated samples are all ND. No qualifier applied.
OP4242-BSD	7/16/2011	SW846 8270C	OP4242	2-Nitrophenol	32	%			32	30	*	2-Nitrophenol results in associated samples are all ND. No qualifier applied.
OP4242-BSD	7/16/2011	SW846 8270C	OP4242	Hexachlorobutadiene	32	%			32	30	*	Hexachlorobutadiene results in associated samples are all ND. No qualifier applied.
VL298-BSD	8/4/2011	SW846 8260B	MS1495	Hexachlorobutadiene	51	%			51	30	*	Hexachlorobutadiene results in associated samples are all ND. No qualifier applied.
VL298-BSD	8/4/2011	SW846 8260B	MS1495	n-Butylbenzene	32	%			32	30	*	Apply "J" estimated value qualifier to associated detected n-Butylbenzene results in samples C-17127-11, -12, -15, -16, -17, -18, -19, and -22.
VM822-BSD	7/21/2011	SW846 8260B	MS1482	Vinyl chloride	34	%			34	30	*	Apply "J" estimated value qualifier to associated detected Vinyl Chloride results in sample C-17127-5.
VM834-BS	8/3/2011	SW846 8260B	MS1482	Methyl bromide	133	%	60	130			*	Methyl bromide results in associated samples are all ND. No qualifier applied.
VM866-BS	9/7/2011	SW846 8260B	MS1499	Tert Butyl Alcohol	132	%	60	130			*	Tert Butyl Alcohol results in associated samples are all ND. No qualifier applied.
VG2754-BS	7/21/2011	SW846 8260B	VG2754	Acetone	51	%	61	144			*	Apply "J" estimated value qualifier to all associated acetone results with same analdate in C17018 report.
VG2755-BS	7/22/2011	SW846 8260B	VG2755	Acetone	47	%	61	144			*	Apply "J" estimated value qualifier to all associated acetone results with same analdate in C17018 report.
VG2756-BS	7/25/2011	SW846 8260B	VG2756	Acetone	43	%	61	144			*	Apply "J" estimated value qualifier to all associated acetone results with same analdate in C17018 report.
VG2756-BS	7/25/2011	SW846 8260B	VG2756	Methyl ethyl ketone	64	%	66	134			*	Apply "J" estimated value qualifier to all associated methyl ethyl ketone results with same analdate in C17018 report.
VK2214-BS	7/27/2011	SW846 8260B	VK2214	Acetone	33	%	61	144			*	Apply "J" estimated value qualifier to all associated acetone results in samples C17018-22, C17018-23, and C17018-24.
VK2214-BS	7/27/2011	SW846 8260B	VK2214	2-Hexanone	66	%	67	130			*	Apply "J" estimated value qualifier to all associated 2-Hexanone results in samples C17018-22, C17018-23, and C17018-24.
VK2214-BS	7/27/2011	SW846 8260B	VK2214	Methyl ethyl ketone	55	%	66	134			*	Apply "J" estimated value qualifier to all associated methyl ethyl ketone results in samples C17018-22, C17018-23, and C17018-24.

**TABLE G-4  
SUMMARY OF BLANK SAMPLE SPIKE RECOVERY EXCEEDANCES**

Lab Sample ID	Sample Analysis Date	Test No	Analysis Batch ID	Analyte	Result	Units	Quality Control Lower Limit	Quality Control Higher Limit	Relative Percent Difference (RPD)	RPD Limit	Qualifier	Data Qualification Action
VH2623-BS	7/27/2011	SW846 8260B	VH2623	Acetone	37	%	61	144			*	Apply "J" estimated value qualifier to all associated acetone results in samples C17018-21, C17018-25, C17018-26, C17018-29, C17018-32, and C17018-33.
VH2623-BS	7/27/2011	SW846 8260B	VH2623	Methyl ethyl ketone	61	%	66	134			*	Apply "J" estimated value qualifier to all associated methyl ethyl ketone results in samples C17018-21, C17018-25, C17018-26, C17018-29, C17018-32, and C17018-33.
VG2758-BS	7/27/2011	SW846 8260B	VG2758	Acetone	44	%	61	144			*	Apply "J" estimated value qualifier to all associated acetone results in samples C17018-14.
VG2758-BS	7/27/2011	SW846 8260B	VG2758	2,2-Dichloropropane	79	%	80	137			*	Apply "J" estimated value qualifier to all associated 2,2-Dichloropropane results in samples C17018-14.
VH2624-BS	7/28/2011	SW846 8260B	VH2624	Acetone	42	%	61	144			*	Apply "J" estimated value qualifier to all associated acetone results in samples C17018-28 and C17018-34.
VH2624-BS	7/28/2011	SW846 8260B	VH2624	Methylene Chloride	280	%	62	140			*	Methylene chloride not detected in associated samples. No qualifier applied.
VK2215-BS	7/28/2011	SW846 8260B	VK2215	Acetone	39	%	61	144			*	Apply "J" estimated value qualifier to all associated acetone results in samples C17018-25, C17018-27, C17018-30, C17018-31, and C17018-33.
VG2760-BS	7/29/2011	SW846 8260B	VG2760	Acetone	42	%	61	144			*	Apply "J" estimated value qualifier to all associated acetone results in samples C17018-15, C17018-16, C17018-17, C17018-18, C17018-19, and C17018-20.
VG2760-BS	7/29/2011	SW846 8260B	VG2760	Methyl ethyl ketone	62	%	66	134			*	Apply "J" estimated value qualifier to all associated methyl ethyl ketone results in samples C17018-15, C17018-16, C17018-17, C17018-18, C17018-19, and C17018-20.
VH2627-BS	8/1/2011	SW846 8260B	VH2627	Acetone	34	%	61	144			*	Apply "J" estimated value qualifier to all associated acetone results in sample C17018-36.
VH2627-BS	8/1/2011	SW846 8260B	VH2627	Dichlorodifluoromethane	196	%	35	162			*	Dichlorodifluoromethane not detected in associated sample. No qualifier applied.
VH2627-BS	8/1/2011	SW846 8260B	VH2627	Methyl ethyl ketone	57	%	66	134			*	Apply "J" estimated value qualifier to all associated methyl ethyl ketone results in sample C17018-36.
VG2762-BS	8/2/2011	SW846 8260B	VG2762	Acetone	42	%	61	144			*	Apply "J" estimated value qualifier to all associated acetone results in samples C17018-10, C17018-14, C17018-18, and C17018-35.
VG2762-BS	8/2/2011	SW846 8260B	VG2762	Methyl ethyl ketone	61	%	66	134			*	Apply "J" estimated value qualifier to all associated methyl ethyl ketone results in samples C17018-10, C17018-14, C17018-18, and C17018-35.
VH2628-BS	8/2/2011	SW846 8260B	VH2628	Acetone	45	%	61	144			*	Apply "J" estimated value qualifier to all associated acetone results in sample C17018-34.
VH2628-BS	8/2/2011	SW846 8260B	VH2628	Chloroethane	166	%	61	153			*	Chloroethane not detected in associated sample. No qualifier applied.

**TABLE G-4  
SUMMARY OF BLANK SAMPLE SPIKE RECOVERY EXCEEDANCES**

Lab Sample ID	Sample Analysis Date	Test No	Analysis Batch ID	Analyte	Result	Units	Quality Control Lower Limit	Quality Control Higher Limit	Relative Percent Difference (RPD)	RPD Limit	Qualifier	Data Qualification Action
VH2628-BS	8/2/2011	SW846 8260B	VH2628	1,1-Dichloroethylene	142	%	66	132			*	1,1-Dichloroethylene not detected in associated sample. No qualifier applied.
VH2628-BS	8/2/2011	SW846 8260B	VH2628	Dichlorodifluoromethane	244	%	35	162			*	Dichlorodifluoromethane not detected in associated sample. No qualifier applied.
VH2628-BS	8/2/2011	SW846 8260B	VH2628	Methyl ethyl ketone	60	%	66	134			*	Apply "J" estimated value qualifier to all associated methyl ethyl ketone results in sample C17018-34.
VH2628-BS	8/2/2011	SW846 8260B	VH2628	Trichlorofluoromethane	186	%	67	149			*	Trichlorofluoromethane not detected in associated sample. No qualifier applied.
VF1546-BS	7/29/2011	SW846 8260B	VF1546	Acetone	44	%	61	144			*	Apply "J" estimated value qualifier to all associated acetone results in samples C17064-1 and C17064-2.
VF1546-BS	7/29/2011	SW846 8260B	VF1546	Dichlorodifluoromethane	167	%	35	162			*	Dichlorodifluoromethane not detected in associated sample. No qualifier applied.
VH2625-BS	7/29/2011	SW846 8260B	VH2625	Acetone	37	%	61	144			*	Apply "J" estimated value qualifier to all associated acetone results in samples C17064-4, C17064-5, C17064-7, and C17064-8.
VH2625-BS	7/29/2011	SW846 8260B	VH2625	Dibromochloromethane	118	%	78	117			*	Dibromochloromethane not detected in associated samples. No qualifier applied.
VH2625-BS	7/29/2011	SW846 8260B	VH2625	Dichlorodifluoromethane	172	%	35	162			*	Dichlorodifluoromethane not detected in associated samples. No qualifier applied.
VH2625-BS	7/29/2011	SW846 8260B	VH2625	Methyl ethyl ketone	62	%	66	134			*	Apply "J" estimated value qualifier to all associated Methyl ethyl ketone results in samples C17064-4, C17064-5, C17064-7, and C17064-8.
VF1547-BS	7/30/2011	SW846 8260B	VF1547	Acetone	40	%	61	144			*	Apply "J" estimated value qualifier to all associated acetone results in samples C17064-1, C17064-2, C17064-11, C17064-13, C17064-14, C17064-15, C17064-16, C17064-17, C17064-19, C17064-20, C17064-21, C17064-22, and C17064-23.
VF1547-BS	7/30/2011	SW846 8260B	VF1547	Dichlorodifluoromethane	181	%	35	162			*	Dichlorodifluoromethane not detected in associated samples. No qualifier applied.
VF1547-BS	7/30/2011	SW846 8260B	VF1547	Methyl ethyl ketone	61	%	66	134			*	Apply "J" estimated value qualifier to all associated Methyl ethyl ketone results in samples C17064-1, C17064-2, C17064-11, C17064-13, C17064-14, C17064-15, C17064-16, C17064-17, C17064-19, C17064-20, C17064-21, C17064-22, and C17064-23.
VF1548-BS	8/1/2011	SW846 8260B	VF1548	Acetone	44	%	61	144			*	Apply "J" estimated value qualifier to all associated acetone results in samples C17064-14, C17064-18, C17064-19, and C17064-21.
VF1548-BS	8/1/2011	SW846 8260B	VF1548	Dichlorodifluoromethane	198	%	35	162			*	Dichlorodifluoromethane not detected in associated samples. No qualifier applied.



**TABLE G-4  
SUMMARY OF BLANK SAMPLE SPIKE RECOVERY EXCEEDANCES**

Lab Sample ID	Sample Analysis Date	Test No	Analysis Batch ID	Analyte	Result	Units	Quality Control Lower Limit	Quality Control Higher Limit	Relative Percent Difference (RPD)	RPD Limit	Qualifier	Data Qualification Action
VF1548-BS	8/1/2011	SW846 8260B	VF1548	Trichlorofluoromethane	150	%	67	149			*	Trichlorofluoromethane not detected in associated samples. No qualifier applied.
VG2761-BS	8/1/2011	SW846 8260B	VG2761	Acetone	44	%	61	144			*	Apply "J" estimated value qualifier to all associated acetone results in samples C17064-24, C17064-25, C17064-27, C17064-28, C17064-30, C17064-31, C17064-32, and C17064-33.
VH2627-BS	8/1/2011	SW846 8260B	VH2627	Acetone	34	%	61	144			*	Apply "J" estimated value qualifier to all associated acetone results in sample C17064-9.
VH2627-BS	8/1/2011	SW846 8260B	VH2627	Dichlorodifluoromethane	196	%	35	162			*	Dichlorodifluoromethane not detected in associated sample. No qualifier applied.
VH2627-BS	8/1/2011	SW846 8260B	VH2627	Methyl ethyl ketone	57	%	66	134			*	Apply "J" estimated value qualifier to all associated Methyl ethyl ketone results in sample C17064-9.
VF1549-BS	8/2/2011	SW846 8260B	VF1549	Acetone	47	%	61	144			*	Apply "J" estimated value qualifier to all associated acetone results in samples C17064-10 and C17064-12.
VF1549-BS	8/2/2011	SW846 8260B	VF1549	Dichlorodifluoromethane	188	%	35	162			*	Dichlorodifluoromethane not detected in associated samples. No qualifier applied.
VG2762-BS	8/2/2011	SW846 8260B	VG2762	Acetone	42	%	61	144			*	Apply "J" estimated value qualifier to all associated acetone results in samples C17064-28, C17064-28A, and C17064-32A.
VG2762-BS	8/2/2011	SW846 8260B	VG2762	Methyl ethyl ketone	61	%	66	134			*	Apply "J" estimated value qualifier to all associated Methyl ethyl ketone results in samples C17064-28, C17064-28A, and C17064-32A.
VH2628-BS	8/2/2011	SW846 8260B	VH2628	Acetone	45	%	61	144			*	Apply "J" estimated value qualifier to all associated acetone results in sample C17064-3.
VH2628-BS	8/2/2011	SW846 8260B	VH2628	Chloroethane	166	%	61	153			*	Chloroethane not detected in associated sample. No qualifier applied.
VH2628-BS	8/2/2011	SW846 8260B	VH2628	1,1-Dichloroethylene	142	%	66	132			*	Apply "J" estimated value qualifier to associated detected 1,1-Dichloroethylene result in sample C17064-3.
VH2628-BS	8/2/2011	SW846 8260B	VH2628	Dichlorodifluoromethane	244	%	35	162			*	Dichlorodifluoromethane not detected in associated sample. No qualifier applied.
VH2628-BS	8/2/2011	SW846 8260B	VH2628	Methyl ethyl ketone	60	%	66	134			*	Apply "J" estimated value qualifier to all associated methyl ethyl ketone results in sample C17064-3.
VH2628-BS	8/2/2011	SW846 8260B	VH2628	Trichlorofluoromethane	186	%	67	149			*	Trichlorofluoromethane not detected in associated sample. No qualifier applied.
VH2630-BS	8/4/2011	SW846 8260B	VH2630	Acetone	54	%	61	144			*	Apply "J" estimated value qualifier to all associated acetone results in sample C17064-6.
VH2634-BS	8/9/2011	SW846 8260B	VH2634	Acetone	54	%	61	144			*	Apply "J" estimated value qualifier to all associated acetone results in sample C17064-29.

**TABLE G-4  
SUMMARY OF BLANK SAMPLE SPIKE RECOVERY EXCEEDANCES**

Lab Sample ID	Sample Analysis Date	Test No	Analysis Batch ID	Analyte	Result	Units	Quality Control Lower Limit	Quality Control Higher Limit	Relative Percent Difference (RPD)	RPD Limit	Qualifier	Data Qualification Action
VH2637-BS	8/12/2011	SW846 8260B	VH2637	Acetone	51	%	61	144			*	Apply "J" estimated value qualifier to all associated acetone results in sample C17064-26.
VH2637-BS	8/12/2011	SW846 8260B	VH2637	Trichlorofluoromethane	150	%	67	149			*	Trichlorofluoromethane not detected in associated sample. No qualifier applied.

**Notes:**

\* = Outside of Quality Control Limits

**TABLE G-5  
SUMMARY OF MATRIX SPIKE SPIKE RECOVERY EXCEEDANCES**

Lab Sample ID	Client Sample ID	Sample Analysis Date	Test No	Analysis Batch ID	Analyte	Result	Units	Quality Control Lower Limit	Quality Control Higher Limit	Relative Percent Difference (RPD)	RPD Limit	Qualifier	Data Qualification Action
C16941-26MS	AA12-3.5	7/20/2011	SW846 8015B	GJK873	TPH-GRO (C6-C10)	62	%	65	135			*	BS/BSD results within control limits. MSD results within control limits. Surrogate spiked recovery results in sample within control limits. No qualifiers applied.
C16985-16MS	O6-1.2	7/24/2011	SW846 8015B	GJK878	TPH-GRO (C6-C10)	59	%	65	135			*	BS/BSD results within control limits. MSD results within control limits. Surrogate spiked recovery results in sample within control limits. No qualifiers applied.
C17018-29MS	T21-0.5	7/28/2011	SW846 8015B	GJK882	TPH-GRO (C6-C10)	61	%	65	135			*	BS/BSD results within control limits. MSD results within control limits. Surrogate spiked recovery results in sample within control limits. No qualifiers applied.
C17018-29MSD	T21-0.5	7/27/2011	SW846 8015B	GJK882	TPH-GRO (C6-C10)	45	%			45	25	*	BS/BSD results within control limits. MSD results within control limits. Surrogate spiked recovery results in sample within control limits. No qualifiers applied.
C17043-9MS	HH23-0.0	7/29/2011	SW846 8015B	GJK884	TPH-GRO (C6-C10)	42	%	65	135			*	BS/BSD results within control limits. Surrogate spiked recovery results in sample within control limits. No qualifiers applied.
C17043-9MSD	HH23-0.0	7/29/2011	SW846 8015B	GJK884	TPH-GRO (C6-C10)	20	%			20	25	*	BS/BSD results within control limits. Surrogate spiked recovery results in sample within control limits. No qualifiers applied.
C17096-18MSD	L23-0.5	8/3/2011	SW846 8015B	GJK889	TPH-GRO (C6-C10)	163	%	65	135			*	BS/BSD results within control limits. MSD results within control limits. Surrogate spiked recovery results in sample within control limits. No qualifiers applied.
C17096-18MSD	L23-0.5	8/3/2011	SW846 8015B	GJK889	TPH-GRO (C6-C10)	48	%			48	25	*	BS/BSD results within control limits. MSD results within control limits. Surrogate spiked recovery results in sample within control limits. No qualifiers applied.
MP3696-S1	BB8-2.7	7/14/2011	SW846 6010B	MP3696	Antimony	30.9	%	75	125			N	Apply "J" estimated value qualifier to Antimony result in sample C16941-19.
MP3696-S2	BB8-2.7	7/14/2011	SW846 6010B	MP3696	Antimony	30.2	%	75	125			N	Apply "J" estimated value qualifier to Antimony result in sample C16941-19.
MP3696-S2	BB8-2.7	7/14/2011	SW846 6010B	MP3696	Chromium	136	%	75	125			N	BS/BSD results within control limits. MS results within control limits. No qualifiers applied.
MP3696-S2	BB8-2.7	7/14/2011	SW846 6010B	MP3696	Chromium	20.1	%			20.1	20	*N	BS/BSD results within control limits. MS results within control limits. No qualifiers applied.

**TABLE G-5  
SUMMARY OF MATRIX SPIKE SPIKE RECOVERY EXCEEDANCES**

Lab Sample ID	Client Sample ID	Sample Analysis Date	Test No	Analysis Batch ID	Analyte	Result	Units	Quality Control Lower Limit	Quality Control Higher Limit	Relative Percent Difference (RPD)	RPD Limit	Qualifier	Data Qualification Action
MP3696-S2	BB8-2.7	7/14/2011	SW846 6010B	MP3696	Nickel	183.1	%	75	125			N	BS/BSD results within control limits. MS results within control limits. No qualifiers applied.
MP3696-S2	BB8-2.7	7/14/2011	SW846 6010B	MP3696	Nickel	34.2	%			34.2	20	*N	BS/BSD results within control limits. MS results within control limits. No qualifiers applied.
MP3700-S1	AA17-4.0	7/15/2011	SW846 6010B	MP3700	Antimony	34.5	%	75	125			N	Apply "J" estimated value qualifier to Antimony result in sample C16941-31.
MP3700-S2	AA17-4.0	7/15/2011	SW846 6010B	MP3700	Antimony	35.5	%	75	125			N	Apply "J" estimated value qualifier to Antimony result in sample C16941-31.
MP3707-S1	Y17-0.9	7/19/2011	SW846 6010B	MP3707	Antimony	31.6	%	75	125			N	Apply "J" estimated value qualifier to Antimony result in sample C16957-1.
MP3707-S2	Y17-0.9	7/19/2011	SW846 6010B	MP3707	Antimony	31.9	%	75	125			N	Apply "J" estimated value qualifier to Antimony result in sample C16957-1.
MP3707-S2	Y17-0.9	7/19/2011	SW846 6010B	MP3707	Barium	128.4	%	75	125			N	BS/BSD results within control limits. MS results within control limits. No qualifiers applied.
MP3711-S1	P1-0.8	7/19/2011	SW846 6010B	MP3711	Antimony	25	%	75	125			N	Apply "J" estimated value qualifier to Antimony result in sample C16957-36.
MP3711-S2	P1-0.8	7/19/2011	SW846 6010B	MP3711	Antimony	25.4	%	75	125			N	Apply "J" estimated value qualifier to Antimony result in sample C16957-36.
MP3711-S2	P1-0.8	7/19/2011	SW846 6010B	MP3711	Barium	128	%	75	125			N	BS/BSD results within control limits. MS results within control limits. No qualifiers applied.
MP3711-S1	P1-0.8	7/19/2011	SW846 6010B	MP3711	Copper	69.8	%	75	125			N	BS/BSD results within control limits. MSD results within control limits. No qualifiers applied.
MP3711-S2	P1-0.8	7/19/2011	SW846 6010B	MP3711	Lead	148.6	%	75	125			*N	BS/BSD results within control limits. MS results within control limits. No qualifiers applied.
MP3711-S2	P1-0.8	7/19/2011	SW846 6010B	MP3711	Lead	39.4	%			39.4	20	*N	BS/BSD results within control limits. MS results within control limits. No qualifiers applied.
MP3716-S1	P6-1.0	7/18/2011	SW846 6010B	MP3716	Antimony	23.8	%	75	125			N	Apply "J" estimated value qualifier to Antimony result in sample C16985-10.
MP3716-S2	P6-1.0	7/18/2011	SW846 6010B	MP3716	Antimony	24.8	%	75	125			N	Apply "J" estimated value qualifier to Antimony result in sample C16985-10.
MP3716-S1	P6-1.0	7/18/2011	SW846 6010B	MP3716	Barium	126.4	%	75	125			N	Apply "J" estimated value qualifier to Barium result in sample C16985-10.
MP3716-S2	P6-1.0	7/18/2011	SW846 6010B	MP3716	Barium	149	%	75	125			N	Apply "J" estimated value qualifier to Barium result in sample C16985-10.
MP3716-S1	P6-1.0	7/18/2011	SW846 6010B	MP3716	Lead	65	%	75	125			N	BS/BSD results within control limits. MSD results within control limits. No qualifiers applied.
MP3716-S1	P6-1.0	7/18/2011	SW846 6010B	MP3716	Vanadium	70.9	%	75	125			N	Apply "J" estimated value qualifier to Vanadium result in sample C16985-10.
MP3716-S2	P6-1.0	7/18/2011	SW846 6010B	MP3716	Vanadium	61.6	%	75	125			N	Apply "J" estimated value qualifier to Vanadium result in sample C16985-10.
MP3717-S1	N6-6.3	7/19/2011	SW846 6010B	MP3717	Antimony	32.3	%	75	125			N	Apply "J" estimated value qualifier to Antimony result in sample C16985-21.

**TABLE G-5  
SUMMARY OF MATRIX SPIKE SPIKE RECOVERY EXCEEDANCES**

Lab Sample ID	Client Sample ID	Sample Analysis Date	Test No	Analysis Batch ID	Analyte	Result	Units	Quality Control Lower Limit	Quality Control Higher Limit	Relative Percent Difference (RPD)	RPD Limit	Qualifier	Data Qualification Action
MP3717-S2	N6-6.3	7/19/2011	SW846 6010B	MP3717	Antimony	30.9	%	75	125			N	Apply "J" estimated value qualifier to Antimony result in sample C16985-21.
MP3717-S1	N6-6.3	7/19/2011	SW846 6010B	MP3717	Barium	134.2	%	75	125			N	BS/BSD results within control limits. MSD results within control limits. No qualifiers applied.
MP3728-S1	S20-1.7	7/20/2011	SW846 6010B	MP3728	Antimony	22.5	%	75	125			N	Apply "J" estimated value qualifier to Antimony result in sample C16941-19.
MP3728-S2	S20-1.7	7/20/2011	SW846 6010B	MP3728	Antimony	25.5	%	75	125			N	Apply "J" estimated value qualifier to Antimony result in sample C16941-19.
MP3728-S1	S20-1.7	7/20/2011	SW846 6010B	MP3728	Barium	55.8	%	75	125			N	BS/BSD results within control limits. MSD results within control limits. No qualifiers applied.
MP3728-S1	S20-1.7	7/20/2011	SW846 6010B	MP3728	Thallium	65	%	75	125			N	BS/BSD results within control limits. MSD results within control limits. No qualifiers applied.
MP3728-S2	S20-1.7	7/20/2011	SW846 6010B	MP3728	Thallium	21.8	%			21.8	20	*	BS/BSD results within control limits. MSD results within control limits. No qualifiers applied.
MP3728-S1	S20-1.7	7/20/2011	SW846 6010B	MP3728	Vanadium	166.8	%	75	125			N	BS/BSD results within control limits. MSD results within control limits. No qualifiers applied.
MP3728-S2	S20-1.7	7/20/2011	SW846 6010B	MP3728	Vanadium	32.9	%			32.9	20	*	BS/BSD results within control limits. MSD results within control limits. No qualifiers applied.
MP3733-S1	N17-2.0	7/21/2011	SW846 6010B	MP3733	Antimony	29.4	%	75	125			N	Apply "J" estimated value qualifier to Antimony result in sample C17043-20.
MP3733-S2	N17-2.0	7/21/2011	SW846 6010B	MP3733	Antimony	16.9	%	75	125			*N	Apply "J" estimated value qualifier to Antimony result in sample C17043-20.
MP3733-S2	N17-2.0	7/21/2011	SW846 6010B	MP3733	Antimony	51.8	%			51.8	20	*N	Apply "J" estimated value qualifier to Antimony result in sample C17043-20.
MP3733-S2	N17-2.0	7/21/2011	SW846 6010B	MP3733	Arsenic	60.3	%	75	125			*N	BS/BSD results within control limits. MS results within control limits. No qualifiers applied.
MP3733-S2	N17-2.0	7/21/2011	SW846 6010B	MP3733	Arsenic	28.6	%			28.6	20	*N	BS/BSD results within control limits. MS results within control limits. No qualifiers applied.
MP3733-S1	N17-2.0	7/21/2011	SW846 6010B	MP3733	Barium	299.6	%	75	125			N	Apply "J" estimated value qualifier to Barium result in sample C17043-20.
MP3733-S2	N17-2.0	7/21/2011	SW846 6010B	MP3733	Barium	38.5	%	75	125			*N	Apply "J" estimated value qualifier to Barium result in sample C17043-20.
MP3733-S2	N17-2.0	7/21/2011	SW846 6010B	MP3733	Barium	54.5	%			54.5	20	*N	Apply "J" estimated value qualifier to Barium result in sample C17043-20.
MP3733-S2	N17-2.0	7/21/2011	SW846 6010B	MP3733	Beryllium	63.6	%	75	125			*N	BS/BSD results within control limits. MS results within control limits. No qualifiers applied.
MP3733-S2	N17-2.0	7/21/2011	SW846 6010B	MP3733	Beryllium	29.2	%			29.2	20	*N	BS/BSD results within control limits. MS results within control limits. No qualifiers applied.
MP3733-S2	N17-2.0	7/21/2011	SW846 6010B	MP3733	Cadmium	62.5	%	75	125			*N	BS/BSD results within control limits. MS results within control limits. No qualifiers applied.
MP3733-S2	N17-2.0	7/21/2011	SW846 6010B	MP3733	Cadmium	29.5	%			29.5	20	*N	BS/BSD results within control limits. MS results within control limits. No qualifiers applied.

**TABLE G-5  
SUMMARY OF MATRIX SPIKE SPIKE RECOVERY EXCEEDANCES**

Lab Sample ID	Client Sample ID	Sample Analysis Date	Test No	Analysis Batch ID	Analyte	Result	Units	Quality Control Lower Limit	Quality Control Higher Limit	Relative Percent Difference (RPD)	RPD Limit	Qualifier	Data Qualification Action
MP3733-S1	N17-2.0	7/21/2011	SW846 6010B	MP3733	Chromium	288.9	%	75	125			N	Apply "J" estimated value qualifier to Chromium result in sample C17043-20.
MP3733-S2	N17-2.0	7/21/2011	SW846 6010B	MP3733	Chromium	15	%	75	125			*N	Apply "J" estimated value qualifier to Chromium result in sample C17043-20.
MP3733-S2	N17-2.0	7/21/2011	SW846 6010B	MP3733	Chromium	68.8	%			68.8	20	*N	Apply "J" estimated value qualifier to Chromium result in sample C17043-20.
MP3733-S2	N17-2.0	7/21/2011	SW846 6010B	MP3733	Cobalt	63.3	%	75	125			N	BS/BSD results within control limits. MS results within control limits. No qualifiers applied.
MP3733-S2	N17-2.0	7/21/2011	SW846 6010B	MP3733	Lead	-12.8	%	75	125			*QAC	Concentration in sample was greater than 4-times the spiked amount. MS results not meaningful. No qualifier applied.
MP3733-S2	N17-2.0	7/21/2011	SW846 6010B	MP3733	Lead	62.2	%			62.2	20	*QAC	Concentration in sample was greater than 4-times the spiked amount. MS results not meaningful. No qualifier applied.
MP3733-S2	N17-2.0	7/21/2011	SW846 6010B	MP3733	Molybdenum	53.9	%	75	125			*N	BS/BSD results within control limits. MS results within control limits. No qualifiers applied.
MP3733-S2	N17-2.0	7/21/2011	SW846 6010B	MP3733	Molybdenum	45.7	%			45.7	20	*N	BS/BSD results within control limits. MS results within control limits. No qualifiers applied.
MP3733-S2	N17-2.0	7/21/2011	SW846 6010B	MP3733	Nickel	65.9	%	75	125			N	BS/BSD results within control limits. MS results within control limits. No qualifiers applied.
MP3733-S2	N17-2.0	7/21/2011	SW846 6010B	MP3733	Selenium	60.9	%	75	125			*N	BS/BSD results within control limits. MS results within control limits. No qualifiers applied.
MP3733-S2	N17-2.0	7/21/2011	SW846 6010B	MP3733	Selenium	28.8	%			28.8	20	*N	BS/BSD results within control limits. MS results within control limits. No qualifiers applied.
MP3733-S2	N17-2.0	7/27/2011	SW846 6010B	MP3733	Thallium	64.8	%	75	125			*N	BS/BSD results within control limits. MS results within control limits. No qualifiers applied.
MP3733-S2	N17-2.0	7/27/2011	SW846 6010B	MP3733	Thallium	29.5	%			29.5	20	*N	BS/BSD results within control limits. MS results within control limits. No qualifiers applied.
MP3733-S2	N17-2.0	7/21/2011	SW846 6010B	MP3733	Vanadium	73	%	75	125			N	BS/BSD results within control limits. MS results within control limits. No qualifiers applied.
MP3746-S1	QR 7,8-FILL	7/23/2011	SW846 6010B	MP3746	Antimony	51.6	%	75	125			N	Apply "J" estimated value qualifier to Antimony result in sampleC17064-1.
MP3746-S2	QR 7,8-FILL	7/23/2011	SW846 6010B	MP3746	Antimony	50.8	%	75	125			N	Apply "J" estimated value qualifier to Antimony result in sampleC17064-1.
MP3750-S1	L23-0.5	7/27/2011	SW846 6010B	MP3750	Antimony	23.6	%	75	125			N	Apply "J" estimated value qualifier to Antimony result in sample C17096-18.
MP3750-S2	L23-0.5	7/27/2011	SW846 6010B	MP3750	Antimony	18.6	%	75	125			*N	Apply "J" estimated value qualifier to Antimony result in sample C17096-18.
MP3750-S2	L23-0.5	7/27/2011	SW846 6010B	MP3750	Arsenic	22.5	%			22.5	20	*	BS/BSD results within control limits. MS/MSD results within control limits. No qualifiers applied.
MP3750-S1	L23-0.5	7/27/2011	SW846 6010B	MP3750	Barium	181.8	%	75	125			N	BS/BSD results within control limits. MSD results within control limits. No qualifiers applied.

**TABLE G-5  
SUMMARY OF MATRIX SPIKE SPIKE RECOVERY EXCEEDANCES**

Lab Sample ID	Client Sample ID	Sample Analysis Date	Test No	Analysis Batch ID	Analyte	Result	Units	Quality Control Lower Limit	Quality Control Higher Limit	Relative Percent Difference (RPD)	RPD Limit	Qualifier	Data Qualification Action
MP3750-S2	L23-0.5	7/27/2011	SW846 6010B	MP3750	Barium	25.7	%			25.7	20	*	BS/BSD results within control limits. MSD results within control limits. No qualifiers applied.
MP3750-S2	L23-0.5	7/27/2011	SW846 6010B	MP3750	Beryllium	23.3	%			23.3	20	*	BS/BSD results within control limits. MS/MSD results within control limits. No qualifiers applied.
MP3750-S1	L23-0.5	7/27/2011	SW846 6010B	MP3750	Cadmium	127.4	%	75	125			N	BS/BSD results within control limits. MSD results within control limits. No qualifiers applied.
MP3750-S2	L23-0.5	7/27/2011	SW846 6010B	MP3750	Cadmium	24.9	%			24.9	20	*	BS/BSD results within control limits. MSD results within control limits. No qualifiers applied.
MP3750-S1	L23-0.5	7/27/2011	SW846 6010B	MP3750	Chromium	225	%	75	125			N	Apply "J" estimated value qualifier to Chromium result in sample C17096-18.
MP3750-S2	L23-0.5	7/27/2011	SW846 6010B	MP3750	Chromium	139	%	75	125			*N	Apply "J" estimated value qualifier to Chromium result in sample C17096-18.
MP3750-S2	L23-0.5	7/27/2011	SW846 6010B	MP3750	Chromium	24.5	%			24.5	20	*N	Apply "J" estimated value qualifier to Chromium result in sample C17096-18.
MP3750-S1	L23-0.5	7/27/2011	SW846 6010B	MP3750	Cobalt	142.8	%	75	125			N	BS/BSD results within control limits. MSD results within control limits. No qualifiers applied.
MP3750-S2	L23-0.5	7/27/2011	SW846 6010B	MP3750	Cobalt	25.4	%			25.4	20	*	BS/BSD results within control limits. MSD results within control limits. No qualifiers applied.
MP3750-S1	L23-0.5	7/27/2011	SW846 6010B	MP3750	Copper	207.6	%	75	125			N	BS/BSD results within control limits. MSD results within control limits. No qualifiers applied.
MP3750-S2	L23-0.5	7/27/2011	SW846 6010B	MP3750	Copper	32.1	%			32.1	20	*	BS/BSD results within control limits. MSD results within control limits. No qualifiers applied.
MP3750-S2	L23-0.5	7/27/2011	SW846 6010B	MP3750	Lead	69	%	75	125			*N	BS/BSD results within control limits. MS results within control limits. No qualifiers applied.
MP3750-S2	L23-0.5	7/27/2011	SW846 6010B	MP3750	Lead	22.3	%			22.3	20	*N	BS/BSD results within control limits. MS results within control limits. No qualifiers applied.
MP3750-S2	L23-0.5	7/27/2011	SW846 6010B	MP3750	Molybdenum	23.2	%			23.2	20	*	BS/BSD results within control limits. MS/MSD results within control limits. No qualifiers applied.
MP3750-S1	L23-0.5	7/27/2011	SW846 6010B	MP3750	Nickel	179.2	%	75	125			N	BS/BSD results within control limits. MSD results within control limits. No qualifiers applied.
MP3750-S2	L23-0.5	7/27/2011	SW846 6010B	MP3750	Nickel	24.1	%			24.1	20	*	BS/BSD results within control limits. MSD results within control limits. No qualifiers applied.
MP3750-S2	L23-0.5	7/27/2011	SW846 6010B	MP3750	Selenium	23.4	%			23.4	20	*	BS/BSD results within control limits. MS/MSD results within control limits. No qualifiers applied.
MP3750-S1	L23-0.5	7/27/2011	SW846 6010B	MP3750	Silver	125.8	%	75	125			N	BS/BSD results within control limits. MSD results within control limits. No qualifiers applied.
MP3750-S2	L23-0.5	7/27/2011	SW846 6010B	MP3750	Silver	24.6	%			24.6	20	*	BS/BSD results within control limits. MSD results within control limits. No qualifiers applied.
MP3750-S2	L23-0.5	7/27/2011	SW846 6010B	MP3750	Thallium	68.2	%	75	125			N	BS/BSD results within control limits. MS results within control limits. No qualifiers applied.
MP3750-S1	L23-0.5	7/27/2011	SW846 6010B	MP3750	Vanadium	292	%	75	125			N	Apply "J" estimated value qualifier to Vanadium result in sample C17096-18.

**TABLE G-5  
SUMMARY OF MATRIX SPIKE SPIKE RECOVERY EXCEEDANCES**

Lab Sample ID	Client Sample ID	Sample Analysis Date	Test No	Analysis Batch ID	Analyte	Result	Units	Quality Control Lower Limit	Quality Control Higher Limit	Relative Percent Difference (RPD)	RPD Limit	Qualifier	Data Qualification Action
MP3750-S2	L23-0.5	7/27/2011	SW846 6010B	MP3750	Vanadium	158	%	75	125			*N	Apply "J" estimated value qualifier to Vanadium result in sample C17096-18.
MP3750-S2	L23-0.5	7/27/2011	SW846 6010B	MP3750	Vanadium	27.4	%			27.4	20	*N	Apply "J" estimated value qualifier to Vanadium result in sample C17096-18.
MP3750-S1	L23-0.5	7/27/2011	SW846 6010B	MP3750	Zinc	179	%	75	125			N	BS/BSD results within control limits. MSD results within control limits. No qualifiers applied.
MP3750-S2	L23-0.5	7/27/2011	SW846 6010B	MP3750	Zinc	23.1	%			23.1	20	*	BS/BSD results within control limits. MSD results within control limits. No qualifiers applied.
MP3763-S1	R19-1.5	7/27/2011	SW846 6010B	MP3763	Antimony	31.7	%	75	125			N	Apply "J" estimated value qualifier to Antimony result in sample C17127-3.
MP3763-S2	R19-1.5	7/27/2011	SW846 6010B	MP3763	Antimony	30.6	%	75	125			N	Apply "J" estimated value qualifier to Antimony result in sample C17127-3.
MP3763-S2	R19-1.5	7/27/2011	SW846 6010B	MP3763	Chromium	22.4	%			22.4	20	*	BS/BSD results within control limits. MS/MSD results within control limits. No qualifiers applied.
MP3776-S1	KK23-2.7	7/30/2011	SW846 6010B	MP3776	Antimony	33.1	%	75	125			N	Apply "J" estimated value qualifier to Antimony result in sample C17161-5.
MP3776-S2	KK23-2.7	7/30/2011	SW846 6010B	MP3776	Antimony	31.6	%	75	125			N	Apply "J" estimated value qualifier to Antimony result in sample C17161-5.
MP3776-S1	KK23-2.7	7/30/2011	SW846 6010B	MP3776	Barium	55.5	%	75	125			N	BS/BSD results within control limits. MSD results within control limits. No qualifiers applied.
MP3776-S1	KK23-2.7	7/30/2011	SW846 6010B	MP3776	Nickel	140.1	%	75	125			N	BS/BSD results within control limits. MSD results within control limits. No qualifiers applied.
MP3776-S2	KK23-2.7	7/30/2011	SW846 6010B	MP3776	Nickel	23.8	%			23.8	20	*	BS/BSD results within control limits. MSD results within control limits. No qualifiers applied.
MP3905-S1	J18-6.0	8/31/2011	SW846 6010B	MP3905	Antimony	28.4	%	75	125			N	Apply "J" estimated value qualifier to Antimony result in sample C17685-2.
MP3905-S2	J18-6.0	8/31/2011	SW846 6010B	MP3905	Antimony	28.4	%	75	125			N	Apply "J" estimated value qualifier to Antimony result in sample C17685-2.
MP3925-S1	F24-10.0	9/6/2011	SW846 6010B	MP3925	Antimony	23.6	%	75	125			N	Apply "J" estimated value qualifier to Antimony result in sample C17723-22.
MP3925-S2	F24-10.0	9/6/2011	SW846 6010B	MP3925	Antimony	23.8	%	75	125			N	Apply "J" estimated value qualifier to Antimony result in sample C17723-22.
MP3925-S2	F24-10.0	9/6/2011	SW846 6010B	MP3925	Chromium	133.9	%	75	125			N	BS/BSD results within control limits. MS results within control limits. No qualifiers applied.
MP3925-S1	F24-10.0	9/6/2011	SW846 6010B	MP3925	Zinc	59.9	%	75	125			N	BS/BSD results within control limits. MSD results within control limits. No qualifiers applied.
MP3926-S1	G19-1.0	9/7/2011	SW846 6010B	MP3926	Antimony	31.2	%	75	125			N	Apply "J" estimated value qualifier to Antimony result in sample C17723-1.
MP3926-S2	G19-1.0	9/7/2011	SW846 6010B	MP3926	Antimony	27.7	%	75	125			N	Apply "J" estimated value qualifier to Antimony result in sample C17723-1.
MP3926-S1	G19-1.0	9/7/2011	SW846 6010B	MP3926	Barium	142	%	75	125			QAC	Concentration in sample was greater than 4-times the spiked amount. MS results not meaningful. No qualifier applied.



**TABLE G-5  
SUMMARY OF MATRIX SPIKE SPIKE RECOVERY EXCEEDANCES**

Lab Sample ID	Client Sample ID	Sample Analysis Date	Test No	Analysis Batch ID	Analyte	Result	Units	Quality Control Lower Limit	Quality Control Higher Limit	Relative Percent Difference (RPD)	RPD Limit	Qualifier	Data Qualification Action
MP3926-S2	G19-1.0	9/7/2011	SW846 6010B	MP3926	Barium	-59.4	%	75	125			QAC	Concentration in sample was greater than 4-times the spiked amount. MS results not meaningful. No qualifier applied.
MP3926-S1	G19-1.0	9/7/2011	SW846 6010B	MP3926	Chromium	65.7	%	75	125			QAC	Concentration in sample was greater than 4-times the spiked amount. MS results not meaningful. No qualifier applied.
MP3926-S2	G19-1.0	9/7/2011	SW846 6010B	MP3926	Chromium	-61.6	%	75	125			QAC	Concentration in sample was greater than 4-times the spiked amount. MS results not meaningful. No qualifier applied.
MP3926-S1	G19-1.0	9/7/2011	SW846 6010B	MP3926	Cobalt	40.3	%	75	125			QAC	Concentration in sample was greater than 4-times the spiked amount. MS results not meaningful. No qualifier applied.
MP3926-S2	G19-1.0	9/7/2011	SW846 6010B	MP3926	Cobalt	127.6	%	75	125			QAC	Concentration in sample was greater than 4-times the spiked amount. MS results not meaningful. No qualifier applied.
MP3926-S2	G19-1.0	9/7/2011	SW846 6010B	MP3926	Copper	33	%	75	125			QAC	Concentration in sample was greater than 4-times the spiked amount. MS results not meaningful. No qualifier applied.
MP3926-S1	G19-1.0	9/7/2011	SW846 6010B	MP3926	Lead	63.6	%	75	125			QAC	Concentration in sample was greater than 4-times the spiked amount. MS results not meaningful. No qualifier applied.
MP3926-S2	G19-1.0	9/7/2011	SW846 6010B	MP3926	Lead	-594.4	%	75	125			QAC	Concentration in sample was greater than 4-times the spiked amount. MS results not meaningful. No qualifier applied.
MP3926-S1	G19-1.0	9/7/2011	SW846 6010B	MP3926	Molybdenum	42	%	75	125			N	Apply "J" estimated value qualifier to Molybdenum result in sample C17723-1.
MP3926-S2	G19-1.0	9/7/2011	SW846 6010B	MP3926	Molybdenum	2.6	%	75	125			*N	Apply "J" estimated value qualifier to Molybdenum result in sample C17723-1.
MP3926-S2	G19-1.0	9/7/2011	SW846 6010B	MP3926	Molybdenum	177.1	%			177.1	20	*N	Apply "J" estimated value qualifier to Molybdenum result in sample C17723-1.
MP3926-S1	G19-1.0	9/7/2011	SW846 6010B	MP3926	Selenium	55.8	%	75	125			N	Apply "J" estimated value qualifier to Selenium result in sample C17723-1.
MP3926-S2	G19-1.0	9/7/2011	SW846 6010B	MP3926	Selenium	44.4	%	75	125			*N	Apply "J" estimated value qualifier to Selenium result in sample C17723-1.
MP3926-S2	G19-1.0	9/7/2011	SW846 6010B	MP3926	Selenium	26.2	%			26.2	20	*N	Apply "J" estimated value qualifier to Selenium result in sample C17723-1.
MP3926-S2	G19-1.0	9/7/2011	SW846 6010B	MP3926	Silver	13.2	%	75	125			*N	BS/BSD results within control limits. MS results within control limits. No qualifiers applied.
MP3926-S2	G19-1.0	9/7/2011	SW846 6010B	MP3926	Silver	21.5	%			21.5	20	*N	BS/BSD results within control limits. MS results within control limits. No qualifiers applied.
MP3926-S2	G19-1.0	9/7/2011	SW846 6010B	MP3926	Thallium	72.4	%	75	125			N	BS/BSD results within control limits. MS results within control limits. No qualifiers applied.

**TABLE G-5  
SUMMARY OF MATRIX SPIKE SPIKE RECOVERY EXCEEDANCES**

Lab Sample ID	Client Sample ID	Sample Analysis Date	Test No	Analysis Batch ID	Analyte	Result	Units	Quality Control Lower Limit	Quality Control Higher Limit	Relative Percent Difference (RPD)	RPD Limit	Qualifier	Data Qualification Action
MP3926-S1	G19-1.0	9/7/2011	SW846 6010B	MP3926	Zinc	614.8	%	75	125			QAC	Concentration in sample was greater than 4-times the spiked amount. MS results not meaningful. No qualifier applied.
MP3926-S2	G19-1.0	9/7/2011	SW846 6010B	MP3926	Zinc	-682	%	75	125			QAC	Concentration in sample was greater than 4-times the spiked amount. MS results not meaningful. No qualifier applied.
MP3951-S1	G19-1.0	9/10/2011	SW846 7471A	MP3951	Mercury	61	%	75	125			QAC	Concentration in sample was greater than 4-times the spiked amount. MS results not meaningful. No qualifier applied.
MP3951-S2	G19-1.0	9/10/2011	SW846 7471A	MP3951	Mercury	158	%	75	125			QAC	Concentration in sample was greater than 4-times the spiked amount. MS results not meaningful. No qualifier applied.
MP3952-S1	H22-6.0	9/10/2011	SW846 7471A	MP3952	Mercury	315	%	75	125			QAC	Concentration in sample was greater than 4-times the spiked amount. MS results not meaningful. No qualifier applied.
MP3952-S2	H22-6.0	9/10/2011	SW846 7471A	MP3952	Mercury	297	%	75	125			QAC	Concentration in sample was greater than 4-times the spiked amount. MS results not meaningful. No qualifier applied.
OP4247-MSD	Z27-1.0	7/19/2011	SW846 8270C	OP4247	Benzidine	9	%	10	156			*	BS/BSD results within control limits. MS results within control limits. No qualifiers applied.
OP4247-MSD	Z27-1.0	7/19/2011	SW846 8270C	OP4247	Butyl benzyl phthalate	111	%	27	110			*	BS/BSD results within control limits. MS results within control limits. No qualifiers applied.
OP4247-MSD	Z27-1.0	7/19/2011	SW846 8270C	OP4247	Di-n-octyl phthalate	129	%	29	127			*	BS/BSD results within control limits. MS results within control limits. No qualifiers applied.
OP4270-MS	N17-2.0	7/23/2011	SW846 8270C	OP4270	2-Chlorophenol	26	%	31	130			*	Apply "J" estimated value qualifier to 2-Chlorophenol result in sample C17043-20.
OP4270-MSD	N17-2.0	7/23/2011	SW846 8270C	OP4270	2-Chlorophenol	25	%	31	130			*	Apply "J" estimated value qualifier to 2-Chlorophenol result in sample C17043-20.
OP4270-MS	N17-2.0	7/23/2011	SW846 8270C	OP4270	3&4-Methylphenol	7	%	34	115			*	Apply "J" estimated value qualifier to 3&4-Methylphenol result in sample C17043-20.
OP4270-MSD	N17-2.0	7/23/2011	SW846 8270C	OP4270	3&4-Methylphenol	7	%	34	115			*	Apply "J" estimated value qualifier to 3&4-Methylphenol result in sample C17043-20.
OP4270-MS	N17-2.0	7/23/2011	SW846 8270C	OP4270	4-Chloroaniline	21	%	29	95			*	Apply "J" estimated value qualifier to 4-Chloroaniline result in sample C17043-20.
OP4270-MSD	N17-2.0	7/23/2011	SW846 8270C	OP4270	4-Chloroaniline	14	%	29	95			*	Apply "J" estimated value qualifier to 4-Chloroaniline result in sample C17043-20.
OP4270-MSD	N17-2.0	7/23/2011	SW846 8270C	OP4270	4-Chloroaniline	37	%			37	34	*	Apply "J" estimated value qualifier to 4-Chloroaniline result in sample C17043-20.
OP4270-MS	N17-2.0	7/23/2011	SW846 8270C	OP4270	Aniline	27	%	28	112			*	Apply "J" estimated value qualifier to Aniline result in sample C17043-20.
OP4270-MSD	N17-2.0	7/23/2011	SW846 8270C	OP4270	Aniline	23	%	28	112			*	Apply "J" estimated value qualifier to Aniline result in sample C17043-20.

**TABLE G-5  
SUMMARY OF MATRIX SPIKE SPIKE RECOVERY EXCEEDANCES**

Lab Sample ID	Client Sample ID	Sample Analysis Date	Test No	Analysis Batch ID	Analyte	Result	Units	Quality Control Lower Limit	Quality Control Higher Limit	Relative Percent Difference (RPD)	RPD Limit	Qualifier	Data Qualification Action
OP4270-MS	N17-2.0	7/23/2011	SW846 8270C	OP4270	Benzidine	0	%	10	156			*	Apply "R" rejected value qualifier to Benzidine ND result in sample C17043-20.
OP4270-MSD	N17-2.0	7/23/2011	SW846 8270C	OP4270	Benzidine	0	%	10	156			*	Apply "R" rejected value qualifier to Benzidine ND result in sample C17043-20.
OP4270-MS	N17-2.0	7/23/2011	SW846 8270C	OP4270	Benzoic acid	20	%	24	116			*	Apply "J" estimated value qualifier to Benzoic acid result in sample C17043-20.
OP4270-MSD	N17-2.0	7/23/2011	SW846 8270C	OP4270	Benzoic acid	11	%	24	116			*	Apply "J" estimated value qualifier to Benzoic acid result in sample C17043-20.
OP4270-MS	N17-2.0	7/23/2011	SW846 8270C	OP4270	bis(2-Ethylhexyl)phthalate	-195	%	27	121			*	Apply "J" estimated value qualifier to bis(2-Ethylhexyl)phthalate result in sample C17043-20.
OP4270-MSD	N17-2.0	7/23/2011	SW846 8270C	OP4270	bis(2-Ethylhexyl)phthalate	-199	%	27	121			*	Apply "J" estimated value qualifier to bis(2-Ethylhexyl)phthalate result in sample C17043-20.
OP4270-MS	N17-2.0	7/23/2011	SW846 8270C	OP4270	Di-n-octyl phthalate	-65	%	29	127			*	Apply "J" estimated value qualifier to Di-n-octyl phthalate result in sample C17043-20.
OP4270-MSD	N17-2.0	7/23/2011	SW846 8270C	OP4270	Di-n-octyl phthalate	-63	%	29	127			*	Apply "J" estimated value qualifier to Di-n-octyl phthalate result in sample C17043-20.
OP4270-MS	N17-2.0	7/23/2011	SW846 8270C	OP4270	Hexachlorocyclopentadiene	16	%	26	114			*	BS/BSD results within control limits. MSD results within control limits. No qualifiers applied.
OP4270-MSD	N17-2.0	7/23/2011	SW846 8270C	OP4270	Hexachlorocyclopentadiene	50	%			50	41	*	BS/BSD results within control limits. MSD results within control limits. No qualifiers applied.
OP4270-MS	N17-2.0	7/23/2011	SW846 8270C	OP4270	Phenol	-112	%	28	122			*	Apply "J" estimated value qualifier to Phenol result in sample C17043-20.
OP4270-MSD	N17-2.0	7/23/2011	SW846 8270C	OP4270	Phenol	-113	%	28	122			*	Apply "J" estimated value qualifier to Phenol result in sample C17043-20.
OP4276-MS	08-FILL	7/30/2011	SW846 8015B M	OP4276	TPH (C10-C28)	37	%	45	140			*	BS/BSD results within control limits. MSD results within control limits. Surrogate spiked recovery results in sample within control limits. No qualifiers applied.
OP4280-MSD	08-FILL	7/28/2011	SW846 8081A	OP4280	alpha-BHC	15	%			15	40	*	BS/BSD results within control limits. MSD results within control limits. No qualifiers applied.
OP4280-MS	08-FILL	7/28/2011	SW846 8081A	OP4280	beta-BHC	166	%	40	140			*	BS/BSD results within control limits. Results ND in associated samples. No qualifiers applied.
OP4280-MSD	08-FILL	7/28/2011	SW846 8081A	OP4280	beta-BHC	157	%	40	140			*	BS/BSD results within control limits. Results ND in associated samples. No qualifiers applied.
OP4280-MS	08-FILL	7/28/2011	SW846 8081A	OP4280	Endosulfan-I	205	%	40	140			*	BS/BSD results within control limits. Results ND in associated samples. No qualifiers applied.
OP4280-MSD	08-FILL	7/28/2011	SW846 8081A	OP4280	Endosulfan-I	200	%	40	140			*	BS/BSD results within control limits. Results ND in associated samples. No qualifiers applied.
OP4280-MS	08-FILL	7/28/2011	SW846 8081A	OP4280	Endosulfan-II	176	%	40	140			*	BS/BSD results within control limits. Results ND in associated samples. No qualifiers applied.
OP4280-MSD	08-FILL	7/28/2011	SW846 8081A	OP4280	Endosulfan-II	173	%	40	140			*	BS/BSD results within control limits. Results ND in associated samples. No qualifiers applied.

**TABLE G-5  
SUMMARY OF MATRIX SPIKE SPIKE RECOVERY EXCEEDANCES**

Lab Sample ID	Client Sample ID	Sample Analysis Date	Test No	Analysis Batch ID	Analyte	Result	Units	Quality Control Lower Limit	Quality Control Higher Limit	Relative Percent Difference (RPD)	RPD Limit	Qualifier	Data Qualification Action
OP4280-MS	08-FILL	7/28/2011	SW846 8081A	OP4280	Endrin aldehyde	403	%	40	140			*	BS/BSD results within control limits. Results ND in associated samples. No qualifiers applied.
OP4280-MSD	08-FILL	7/28/2011	SW846 8081A	OP4280	Endrin aldehyde	383	%	40	140			*	BS/BSD results within control limits. Results ND in associated samples. No qualifiers applied.
OP4280-MS	08-FILL	7/28/2011	SW846 8081A	OP4280	Heptachlor	301	%	40	140			*	BS/BSD results within control limits. Results ND in associated samples. No qualifiers applied.
OP4280-MSD	08-FILL	7/28/2011	SW846 8081A	OP4280	Heptachlor	282	%	40	140			*	BS/BSD results within control limits. Results ND in associated samples. No qualifiers applied.
OP4280-MS	08-FILL	7/28/2011	SW846 8081A	OP4280	Heptachlor epoxide	174	%	40	140			*	BS/BSD results within control limits. Results ND in associated samples. No qualifiers applied.
OP4280-MSD	08-FILL	7/28/2011	SW846 8081A	OP4280	Heptachlor epoxide	178	%	40	140			*	BS/BSD results within control limits. Results ND in associated samples. No qualifiers applied.
OP4280-MS	08-FILL	7/28/2011	SW846 8081A	OP4280	Methoxychlor	145	%	40	140			*	BS/BSD results within control limits. Results ND in associated samples. No qualifiers applied.
OP4280-MSD	08-FILL	7/28/2011	SW846 8081A	OP4280	Methoxychlor	153	%	40	140			*	BS/BSD results within control limits. Results ND in associated samples. No qualifiers applied.
OP4281-MS	08-FILL	7/24/2011	SW846 8082	OP4281	Aroclor 1016	655	%	40	145			*	BS/BSD results within control limits. Results ND in associated samples. No qualifiers applied.
OP4281-MSD	08-FILL	7/24/2011	SW846 8082	OP4281	Aroclor 1016	525	%	40	145			*	BS/BSD results within control limits. Results ND in associated samples. No qualifiers applied.
OP4289-MS	K23-1.4	7/24/2011	SW846 8270C	OP4289	2,4-Dinitrophenol	15	%	19	117			*	BS/BSD results within control limits. No qualifiers applied.
OP4289-MS	K23-1.4	7/24/2011	SW846 8270C	OP4289	4,6-Dinitro-o-cresol	17	%	28	119			*	Apply "J" estimated value qualifier to 4,6-Dinitro-o-cresol result in sample C17096-26.
OP4289-MSD	K23-1.4	7/24/2011	SW846 8270C	OP4289	4,6-Dinitro-o-cresol	22	%	28	119			*	Apply "J" estimated value qualifier to 4,6-Dinitro-o-cresol result in sample C17096-26.
OP4289-MS	K23-1.4	7/24/2011	SW846 8270C	OP4289	Butyl benzyl phthalate	112	%	27	110			*	BS/BSD results within control limits. MSD results within control limits. No qualifiers applied.
OP4289-MSD	K23-1.4	7/24/2011	SW846 8270C	OP4289	Hexachlorocyclopentadiene	20	%	26	114			*	BS/BSD results within control limits. MS results within control limits. No qualifiers applied.
OP4307-MSD	S22-0.8	7/27/2011	SW846 8270C	OP4307	1,2,4-Trichlorobenzene	26	%	31	122			*	BS/BSD results within control limits. MS results within control limits. No qualifiers applied.
OP4307-MSD	S22-0.8	7/27/2011	SW846 8270C	OP4307	1,2-Dichlorobenzene	26	%	27	111			*	BS/BSD results within control limits. MS results within control limits. No qualifiers applied.
OP4307-MSD	S22-0.8	7/27/2011	SW846 8270C	OP4307	1,3-Dichlorobenzene	24	%	25	116			*	BS/BSD results within control limits. MS results within control limits. No qualifiers applied.
OP4307-MSD	S22-0.8	7/27/2011	SW846 8270C	OP4307	1,4-Dichlorobenzene	25	%	27	120			*	BS/BSD results within control limits. MS results within control limits. No qualifiers applied.
OP4307-MS	S22-0.8	7/27/2011	SW846 8270C	OP4307	2,4-Dichlorophenol	34	%	40	111			*	Apply "J" estimated value qualifier to 2,4-Dichlorophenol result in sample C17127-35.
OP4307-MSD	S22-0.8	7/27/2011	SW846 8270C	OP4307	2,4-Dichlorophenol	30	%	40	111			*	Apply "J" estimated value qualifier to 2,4-Dichlorophenol result in sample C17127-35.

**TABLE G-5  
SUMMARY OF MATRIX SPIKE SPIKE RECOVERY EXCEEDANCES**

Lab Sample ID	Client Sample ID	Sample Analysis Date	Test No	Analysis Batch ID	Analyte	Result	Units	Quality Control Lower Limit	Quality Control Higher Limit	Relative Percent Difference (RPD)	RPD Limit	Qualifier	Data Qualification Action
OP4307-MS	S22-0.8	7/27/2011	SW846 8270C	OP4307	2-Chloronaphthalene	35	%	37	115			*	Apply "J" estimated value qualifier to 2-Chloronaphthalene result in sample C17127-35.
OP4307-MSD	S22-0.8	7/27/2011	SW846 8270C	OP4307	2-Chloronaphthalene	30	%	37	115			*	Apply "J" estimated value qualifier to 2-Chloronaphthalene result in sample C17127-35.
OP4307-MSD	S22-0.8	7/27/2011	SW846 8270C	OP4307	2-Chlorophenol	29	%	31	130			*	BS/BSD results within control limits. MS results within control limits. No qualifiers applied.
OP4307-MSD	S22-0.8	7/27/2011	SW846 8270C	OP4307	2-Methylphenol	31	%	33	114			*	BS/BSD results within control limits. MS results within control limits. No qualifiers applied.
OP4307-MSD	S22-0.8	7/27/2011	SW846 8270C	OP4307	3&4-Methylphenol	31	%	34	115			*	BS/BSD results within control limits. MS results within control limits. No qualifiers applied.
OP4307-MSD	S22-0.8	7/27/2011	SW846 8270C	OP4307	Acenaphthene	31	%	34	129			*	BS/BSD results within control limits. MS results within control limits. No qualifiers applied.
OP4307-MSD	S22-0.8	7/27/2011	SW846 8270C	OP4307	Acenaphthylene	34	%	38	118			*	BS/BSD results within control limits. MS results within control limits. No qualifiers applied.
OP4307-MSD	S22-0.8	7/27/2011	SW846 8270C	OP4307	bis(2-Chloroethoxy)methane	30	%	31	99			*	BS/BSD results within control limits. MS results within control limits. No qualifiers applied.
OP4307-MSD	S22-0.8	7/27/2011	SW846 8270C	OP4307	bis(2-Chloroethyl)ether	27	%	30	106			*	BS/BSD results within control limits. MS results within control limits. No qualifiers applied.
OP4307-MSD	S22-0.8	7/27/2011	SW846 8270C	OP4307	Hexachlorocyclopentadiene	24	%	26	114			*	BS/BSD results within control limits. MS results within control limits. No qualifiers applied.
OP4307-MS	S22-0.8	7/27/2011	SW846 8270C	OP4307	Pyridine	19	%	20	78			*	Apply "J" estimated value qualifier to Pyridine result in sample C17127-35.
OP4307-MSD	S22-0.8	7/27/2011	SW846 8270C	OP4307	Pyridine	17	%	20	78			*	Apply "J" estimated value qualifier to Pyridine result in sample C17127-35.
OP4317-MSD	R25A-GW	7/28/2011	SW846 8270C	OP4317	Dimethyl phthalate	21	%			21	19	*	BS/BSD results within control limits. MS/MSD results within control limits. No qualifiers applied.
OP4332-MS	K27-0.5	7/30/2011	SW846 8270C	OP4332	Benzoic acid	13	%	24	116			*	Apply "J" estimated value qualifier to Benzoic acid result in sample C17186-7.
OP4332-MSD	K27-0.5	7/30/2011	SW846 8270C	OP4332	Benzoic acid	13	%	24	116			*	Apply "J" estimated value qualifier to Benzoic acid result in sample C17186-7.
OP4521-MS	J20-4.5	9/3/2011	SW846 8270C	OP4521	Benzidine	0	%	10	156			*	Apply "R" rejected value qualifier to Benzidine ND result in sample C17685-10.
OP4521-MSD	J20-4.5	9/3/2011	SW846 8270C	OP4521	Benzidine	0	%	10	156			*	Apply "R" rejected value qualifier to Benzidine ND result in sample C17685-10.
C17043-29MS	K21-3.0	7/29/2011	SW846 8260B	VE7958	Trichloroethene	164	%	28	151			*	Concentration in sample was greater than 4-times the spiked amount. MS results not meaningful. No qualifier applied.
C17018-21MS	S16-6.1	7/27/2011	SW846 8260B	VH2623	Acetone	28	%	61	144			*	BS results below control limits. Apply "J" estimated value qualifier to all associated acetone results in samples C17018-21, C17018-25, C17018-26, C17018-29, C17018-32, and C17018-33.

**TABLE G-5  
SUMMARY OF MATRIX SPIKE SPIKE RECOVERY EXCEEDANCES**

Lab Sample ID	Client Sample ID	Sample Analysis Date	Test No	Analysis Batch ID	Analyte	Result	Units	Quality Control Lower Limit	Quality Control Higher Limit	Relative Percent Difference (RPD)	RPD Limit	Qualifier	Data Qualification Action
C17018-21MSD	S16-6.1	7/28/2011	SW846 8260B	VH2623	Acetone	27	%	61	144			*	BS results below control limits. Apply "J" estimated value qualifier to all associated acetone results in samples C17018-21, C17018-25, C17018-26, C17018-29, C17018-32, and C17018-33.
C17018-21MS	S16-6.1	7/27/2011	SW846 8260B	VH2623	Chloroethane	13	%	61	153			*	BS results within control limits. Apply "J" estimated value qualifier to all associated chloroethane result in sample C17018-21.
C17018-21MSD	S16-6.1	7/28/2011	SW846 8260B	VH2623	Chloroethane	13	%	61	153			*	BS results within control limits. Apply "J" estimated value qualifier to all associated chloroethane result in sample C17018-21.
C17018-21MS	S16-6.1	7/27/2011	SW846 8260B	VH2623	1,2-Dibromo-3-chloropropane	66	%	67	129			*	BS results within control limits. Apply "J" estimated value qualifier to all associated 1,2-Dibromo-3-chloropropane result in sample C17018-21.
C17018-21MSD	S16-6.1	7/28/2011	SW846 8260B	VH2623	1,2-Dibromo-3-chloropropane	62	%	67	129			*	BS results within control limits. Apply "J" estimated value qualifier to all associated 1,2-Dibromo-3-chloropropane result in sample C17018-21.
C17018-21MSD	S16-6.1	7/28/2011	SW846 8260B	VH2623	trans-1,3-Dichloropropene	86	%	87	131			*	BS results within control limits. MS results within control limits. No qualifiers applied.
C17018-21MS	S16-6.1	7/27/2011	SW846 8260B	VH2623	2-Hexanone	58	%	67	130			*	BS results within control limits. Apply "J" estimated value qualifier to all associated 2-Hexanone result in sample C17018-21.
C17018-21MSD	S16-6.1	7/28/2011	SW846 8260B	VH2623	2-Hexanone	55	%	67	130			*	BS results within control limits. Apply "J" estimated value qualifier to all associated 2-Hexanone result in sample C17018-21.
C17018-21MS	S16-6.1	7/27/2011	SW846 8260B	VH2623	Methyl bromide	51	%	60	146			*	BS results within control limits. Apply "J" estimated value qualifier to all associated Methyl bromide result in sample C17018-21.
C17018-21MSD	S16-6.1	7/28/2011	SW846 8260B	VH2623	Methyl bromide	48	%	60	146			*	BS results within control limits. Apply "J" estimated value qualifier to all associated Methyl bromide result in sample C17018-21.
C17018-21MS	S16-6.1	7/27/2011	SW846 8260B	VH2623	Methyl ethyl ketone	45	%	66	134			*	BS results below control limits. Apply "J" estimated value qualifier to all associated Methyl ethyl ketone results in samples C17018-21, C17018-25, C17018-26, C17018-29, C17018-32, and C17018-33.
C17018-21MSD	S16-6.1	7/28/2011	SW846 8260B	VH2623	Methyl ethyl ketone	44	%	66	134			*	BS results below control limits. Apply "J" estimated value qualifier to all associated Methyl ethyl ketone results in samples C17018-21, C17018-25, C17018-26, C17018-29, C17018-32, and C17018-33.
C17018-21MS	S16-6.1	7/27/2011	SW846 8260B	VH2623	Tetrachloroethylene	149	%	79	132			*	BS results below control limits. Apply "J" estimated value qualifier to all associated Methyl ethyl ketone results in samples C17018-21, C17018-25, C17018-26, C17018-29, C17018-32, and C17018-33.

**TABLE G-5  
SUMMARY OF MATRIX SPIKE SPIKE RECOVERY EXCEEDANCES**

Lab Sample ID	Client Sample ID	Sample Analysis Date	Test No	Analysis Batch ID	Analyte	Result	Units	Quality Control Lower Limit	Quality Control Higher Limit	Relative Percent Difference (RPD)	RPD Limit	Qualifier	Data Qualification Action
C17018-21MSD	S16-6.1	7/28/2011	SW846 8260B	VH2623	Tetrachloroethylene	149	%	79	132			*	BS results within control limits. Tetrachloroethylene not detected in sample C17018-21. No qualifier applied.
C17018-27MS	R11-3.0	7/29/2011	SW846 8260B	VK2215	Acetone	32	%	61	144			*	BS results below control limits. Apply "J" estimated value qualifier to all associated acetone results in samples C17018-21, C17018-25, C17018-26, C17018-29, C17018-32, and C17018-33.
C17018-27MSD	R11-3.0	7/29/2011	SW846 8260B	VK2215	Acetone	35	%	61	144			*	BS results below control limits. Apply "J" estimated value qualifier to all associated acetone results in samples C17018-21, C17018-25, C17018-26, C17018-29, C17018-32, and C17018-33.
C17018-27MS	R11-3.0	7/29/2011	SW846 8260B	VK2215	Chloroform	132	%	79	129			*	BS results within control limits. Chloroform not detected in sample C17018-27. No qualifier applied.
C17018-27MSD	R11-3.0	7/29/2011	SW846 8260B	VK2215	Chloroform	136	%	79	129			*	BS results within control limits. Chloroform not detected in sample C17018-27. No qualifier applied.
C17018-27MSD	R11-3.0	7/29/2011	SW846 8260B	VK2215	Carbon tetrachloride	138	%	79	135			*	BS results within control limits. MS results within control limits. No qualifiers applied.
C17018-27MSD	R11-3.0	7/29/2011	SW846 8260B	VK2215	1,1-Dichloroethylene	141	%	66	132			*	BS results within control limits. 1,1-Dichloroethylene not detected in sample C17018-27. No qualifier applied.
C17018-27MSD	R11-3.0	7/29/2011	SW846 8260B	VK2215	1,1-Dichloroethylene	145	%	66	132			*	BS results within control limits. 1,1-Dichloroethylene not detected in sample C17018-27. No qualifier applied.
C17018-27MSD	R11-3.0	7/29/2011	SW846 8260B	VK2215	1,1-Dichloropropene	136	%	88	133			*	BS results within control limits. MS results within control limits. No qualifiers applied.
C17018-27MSD	R11-3.0	7/29/2011	SW846 8260B	VK2215	cis-1,2-Dichloroethylene	127	%	74	123			*	BS results within control limits. Cis-1,2-Dichloroethylene not detected in sample C17018-27. No qualifier applied.
C17018-27MSD	R11-3.0	7/29/2011	SW846 8260B	VK2215	cis-1,2-Dichloroethylene	132	%	74	123			*	BS results within control limits. Cis-1,2-Dichloroethylene not detected in sample C17018-27. No qualifier applied.
C17018-27MSD	R11-3.0	7/29/2011	SW846 8260B	VK2215	2-Hexanone	61	%	67	130			*	BS results within control limits. Apply "J" estimated value qualifier to all associated 2-Hexanone result in sample C17018-27.
C17018-27MSD	R11-3.0	7/29/2011	SW846 8260B	VK2215	2-Hexanone	66	%	67	130			*	BS results within control limits. Apply "J" estimated value qualifier to all associated 2-Hexanone result in sample C17018-27.
C17018-27MSD	R11-3.0	7/29/2011	SW846 8260B	VK2215	Isopropylbenzene	136	%	82	133			*	BS results within control limits. Isopropylbenzene not detected in sample C17018-27. No qualifier applied.
C17018-27MSD	R11-3.0	7/29/2011	SW846 8260B	VK2215	Isopropylbenzene	137	%	82	133			*	BS results within control limits. Isopropylbenzene not detected in sample C17018-27. No qualifier applied.

**TABLE G-5  
SUMMARY OF MATRIX SPIKE SPIKE RECOVERY EXCEEDANCES**

Lab Sample ID	Client Sample ID	Sample Analysis Date	Test No	Analysis Batch ID	Analyte	Result	Units	Quality Control Lower Limit	Quality Control Higher Limit	Relative Percent Difference (RPD)	RPD Limit	Qualifier	Data Qualification Action
C17018-27MSD	R11-3.0	7/29/2011	SW846 8260B	VK2215	Methyl ethyl ketone	54	%	66	134			*	BS results within control limits. Apply "J" estimated value qualifier to all associated Methyl ethyl ketone result in sample C17018-27.
C17018-27MSD	R11-3.0	7/29/2011	SW846 8260B	VK2215	Methyl ethyl ketone	60	%	66	134			*	BS results within control limits. Apply "J" estimated value qualifier to all associated Methyl ethyl ketone result in sample C17018-27.
C17018-27MSD	R11-3.0	7/29/2011	SW846 8260B	VK2215	Tert-Amyl Methyl Ether					26	21	*	BS results within control limits. MS/MSD results within control limits. No qualifiers applied.
C17018-27MSD	R11-3.0	7/29/2011	SW846 8260B	VK2215	1,1,1-Trichloroethane	137	%	80	133			*	BS results within control limits. MS results within control limits. No qualifiers applied.
C17018-27MSD	R11-3.0	7/29/2011	SW846 8260B	VK2215	Toluene	68	%	80	123			*	BS results within control limits. MS results within control limits. No qualifiers applied.
C17018-27MSD	R11-3.0	7/29/2011	SW846 8260B	VK2215	Trichlorofluoromethane	153	%	67	149			*	BS results within control limits. MS results within control limits. No qualifiers applied.
C17064-3MS	QR 7,8-3.5	8/2/2011	SW846 8260B	VH2628	Acetone	23	%	61	144			*	BS results below control limits. Apply "J" estimated value qualifier to all associated acetone results in samples C17018-34 and C17064-3.
C17064-3MSD	QR 7,8-3.5	8/2/2011	SW846 8260B	VH2628	Acetone	24	%	61	144			*	BS results below control limits. Apply "J" estimated value qualifier to all associated acetone results in samples C17018-34 and C17064-3.
C17064-3MS	QR 7,8-3.5	8/2/2011	SW846 8260B	VH2628	1,2-Dibromo-3-chloropropane	66	%	67	129			*	BS results within control limits. MSD results within control limits. No qualifiers applied.
C17064-3MS	QR 7,8-3.5	8/2/2011	SW846 8260B	VH2628	2,2-Dichloropropane	75	%	80	137			*	BS results within control limits. Apply "J" estimated value qualifier to all associated 2,2-Dichloropropane result in sample C17064-3.
C17064-3MSD	QR 7,8-3.5	8/2/2011	SW846 8260B	VH2628	2,2-Dichloropropane	77	%	80	137			*	BS results within control limits. Apply "J" estimated value qualifier to all associated 2,2-Dichloropropane result in sample C17064-3.
C17064-3MS	QR 7,8-3.5	8/2/2011	SW846 8260B	VH2628	2-Hexanone	64	%	67	130			*	BS results within control limits. MSD results within control limits. No qualifiers applied.
C17064-3MS	QR 7,8-3.5	8/2/2011	SW846 8260B	VH2628	Methyl ethyl ketone	40	%	66	134			*	BS results below control limits. Apply "J" estimated value qualifier to all associated Methyl ethyl ketone results in samples C17018-34 and C17064-3.
C17064-3MSD	QR 7,8-3.5	8/2/2011	SW846 8260B	VH2628	Methyl ethyl ketone	42	%	66	134			*	BS results below control limits. Apply "J" estimated value qualifier to all associated Methyl ethyl ketone results in samples C17018-34 and C17064-3.
C17019-9MSD	S20-1.7	7/29/2011	SW846 8260B	V3A4090	cis-1,2-Dichloroethylene	37	%	38	134			*	BS results below control limits. Apply "J" estimated value qualifier to all associated cis-1,2-Dichloroethylene results in sample C17019-9.
C17019-9MSD	S20-1.7	7/29/2011	SW846 8260B	V3A4090	cis-1,2-Dichloroethylene	35	%	38	134			*	BS results below control limits. Apply "J" estimated value qualifier to all associated cis-1,2-Dichloroethylene results in sample C17019-9.



**TABLE G-5  
SUMMARY OF MATRIX SPIKE SPIKE RECOVERY EXCEEDANCES**

Lab Sample ID	Client Sample ID	Sample Analysis Date	Test No	Analysis Batch ID	Analyte	Result	Units	Quality Control Lower Limit	Quality Control Higher Limit	Relative Percent Difference (RPD)	RPD Limit	Qualifier	Data Qualification Action
C17064-7MS	PQ 7,8-3.5	7/30/2011	SW846 8260B	VH2625	Acetone	28	%	61	144			*	BS results below control limits. Apply "J" estimated value qualifier to all associated acetone results in samples C17064-4, C17064-5, C17064-7, C17064-8.
C17064-7MSD	PQ 7,8-3.5	7/30/2011	SW846 8260B	VH2625	Acetone	29	%	61	144			*	BS results below control limits. Apply "J" estimated value qualifier to all associated acetone results in samples C17064-4, C17064-5, C17064-7, C17064-8.
C17064-7MS	PQ 7,8-3.5	7/30/2011	SW846 8260B	VH2625	tert-Butylbenzene	132	%	79	130			*	BS results within control limits. tert-Butylbenzene not detected in sample C17064-7. No qualifier applied.
C17064-7MSD	PQ 7,8-3.5	7/30/2011	SW846 8260B	VH2625	tert-Butylbenzene	133	%	79	130			*	BS results within control limits. tert-Butylbenzene not detected in sample C17064-7. No qualifier applied.
C17064-7MS	PQ 7,8-3.5	7/30/2011	SW846 8260B	VH2625	Chloroethane	25	%	61	153			*	BS results within control limits. Apply "J" estimated value qualifier to all associated Chloroethane result in sample C17064-7.
C17064-7MSD	PQ 7,8-3.5	7/30/2011	SW846 8260B	VH2625	Chloroethane	25	%	61	153			*	BS results within control limits. Apply "J" estimated value qualifier to all associated Chloroethane result in sample C17064-7.
C17064-7MS	PQ 7,8-3.5	7/30/2011	SW846 8260B	VH2625	o-Chlorotoluene	128	%	77	123			*	BS results within control limits. o-Chlorotoluene not detected in sample C17064-7. No qualifier applied.
C17064-7MSD	PQ 7,8-3.5	7/30/2011	SW846 8260B	VH2625	o-Chlorotoluene	127	%	77	123			*	BS results within control limits. o-Chlorotoluene not detected in sample C17064-7. No qualifier applied.
C17064-7MS	PQ 7,8-3.5	7/30/2011	SW846 8260B	VH2625	p-Chlorotoluene	134	%	78	129			*	BS results within control limits. p-Chlorotoluene not detected in sample C17064-7. No qualifier applied.
C17064-7MSD	PQ 7,8-3.5	7/30/2011	SW846 8260B	VH2625	p-Chlorotoluene	134	%	78	129			*	BS results within control limits. p-Chlorotoluene not detected in sample C17064-7. No qualifier applied.
C17064-7MS	PQ 7,8-3.5	7/30/2011	SW846 8260B	VH2625	Dichlorodifluoromethane	172	%	35	162			*	BS results within control limits. Dichlorodifluoromethane not detected in sample C17064-7. No qualifier applied.
C17064-7MSD	PQ 7,8-3.5	7/30/2011	SW846 8260B	VH2625	Dichlorodifluoromethane	172	%	35	162			*	BS results within control limits. Dichlorodifluoromethane not detected in sample C17064-7. No qualifier applied.
C17064-7MS	PQ 7,8-3.5	7/30/2011	SW846 8260B	VH2625	Ethylbenzene	133	%	82	124			*	BS results within control limits. Ethylbenzene not detected in sample C17064-7. No qualifier applied.
C17064-7MSD	PQ 7,8-3.5	7/30/2011	SW846 8260B	VH2625	Ethylbenzene	134	%	82	124			*	BS results within control limits. Ethylbenzene not detected in sample C17064-7. No qualifier applied.
C17064-7MS	PQ 7,8-3.5	7/30/2011	SW846 8260B	VH2625	Isopropylbenzene	138	%	82	133			*	BS results within control limits. Isopropylbenzene not detected in sample C17064-7. No qualifier applied.
C17064-7MSD	PQ 7,8-3.5	7/30/2011	SW846 8260B	VH2625	Isopropylbenzene	137	%	82	133			*	BS results within control limits. Isopropylbenzene not detected in sample C17064-7. No qualifier applied.

**TABLE G-5  
SUMMARY OF MATRIX SPIKE SPIKE RECOVERY EXCEEDANCES**

Lab Sample ID	Client Sample ID	Sample Analysis Date	Test No	Analysis Batch ID	Analyte	Result	Units	Quality Control Lower Limit	Quality Control Higher Limit	Relative Percent Difference (RPD)	RPD Limit	Qualifier	Data Qualification Action
C17064-7MS	PQ 7,8-3.5	7/30/2011	SW846 8260B	VH2625	p-Isopropyltoluene	133	%	82	132			*	BS results within control limits. p-Isopropyltoluene not detected in sample C17064-7. No qualifier applied.
C17064-7MSD	PQ 7,8-3.5	7/30/2011	SW846 8260B	VH2625	p-Isopropyltoluene	133	%	82	132			*	BS results within control limits. p-Isopropyltoluene not detected in sample C17064-7. No qualifier applied.
C17064-7MS	PQ 7,8-3.5	7/30/2011	SW846 8260B	VH2625	Methyl bromide	54	%	60	146			*	BS results within control limits. Apply "J" estimated value qualifier to all associated Methyl bromide result in sample C17064-7.
C17064-7MSD	PQ 7,8-3.5	7/30/2011	SW846 8260B	VH2625	Methyl bromide	54	%	60	146			*	BS results within control limits. Apply "J" estimated value qualifier to all associated Methyl bromide result in sample C17064-7.
C17064-7MS	PQ 7,8-3.5	7/30/2011	SW846 8260B	VH2625	Methyl ethyl ketone	49	%	66	134			*	BS results within control limits. Apply "J" estimated value qualifier to all associated Methyl ethyl ketone result in sample C17064-7.
C17064-7MSD	PQ 7,8-3.5	7/30/2011	SW846 8260B	VH2625	Methyl ethyl ketone	49	%	66	134			*	BS results within control limits. Apply "J" estimated value qualifier to all associated Methyl ethyl ketone result in sample C17064-7.
C17064-7MS	PQ 7,8-3.5	7/30/2011	SW846 8260B	VH2625	n-Propylbenzene	131	%	78	129			*	BS results within control limits. Apply "J" estimated value qualifier to associated detected n-Propylbenzene result in sample C17064-7.
C17064-7MSD	PQ 7,8-3.5	7/30/2011	SW846 8260B	VH2625	n-Propylbenzene	131	%	78	129			*	BS results within control limits. Apply "J" estimated value qualifier to associated detected n-Propylbenzene result in sample C17064-7.
C17064-7MS	PQ 7,8-3.5	7/30/2011	SW846 8260B	VH2625	Tetrachloroethylene	150	%	79	132			*	BS results within control limits. Apply "J" estimated value qualifier to associated detected Tetrachloroethylene result in sample C17064-7.
C17064-7MSD	PQ 7,8-3.5	7/30/2011	SW846 8260B	VH2625	Tetrachloroethylene	151	%	79	132			*	BS results within control limits. Apply "J" estimated value qualifier to associated detected Tetrachloroethylene result in sample C17064-7.
C17064-11MS	PQ 8-3.8	7/30/2011	SW846 8260B	VF1547	Acetone	29	%	61	144			*	BS results below control limits. Apply "J" estimated value qualifier to all associated acetone results in samples C17064-1, C17064-2, C17064-11, C17064-13, C17064-14, C17064-15, C17064-16, C17064-17, C17064-19, C17064-20, C17064-21, C17064-22, and C17064-23.
C17064-11MSD	PQ 8-3.8	7/30/2011	SW846 8260B	VF1547	Acetone	27	%	61	144			*	BS results below control limits. Apply "J" estimated value qualifier to all associated acetone results in samples C17064-1, C17064-2, C17064-11, C17064-13, C17064-14, C17064-15, C17064-16, C17064-17, C17064-19, C17064-20, C17064-21, C17064-22, and C17064-23.

**TABLE G-5  
SUMMARY OF MATRIX SPIKE SPIKE RECOVERY EXCEEDANCES**

Lab Sample ID	Client Sample ID	Sample Analysis Date	Test No	Analysis Batch ID	Analyte	Result	Units	Quality Control Lower Limit	Quality Control Higher Limit	Relative Percent Difference (RPD)	RPD Limit	Qualifier	Data Qualification Action
C17064-11MS	PQ 8-3.8	7/30/2011	SW846 8260B	VF1547	1,2-Dibromo-3-chloropropane	66	%	67	129			*	BS results within control limits. Apply "J" estimated value qualifier to all associated 1,2-Dibromo-3-chloropropane result in sample C17064-11.
C17064-11MSD	PQ 8-3.8	7/30/2011	SW846 8260B	VF1547	1,2-Dibromo-3-chloropropane	55	%	67	129			*	BS results within control limits. Apply "J" estimated value qualifier to all associated 1,2-Dibromo-3-chloropropane result in sample C17064-11.
C17064-11MSD	PQ 8-3.8	7/30/2011	SW846 8260B	VF1547	1,2-Dibromoethane	74	%	77	126			*	BS results within control limits. MS results within control limits. No qualifiers applied.
C17064-11MS	PQ 8-3.8	7/30/2011	SW846 8260B	VF1547	Dichlorodifluoromethane	173	%	35	162			*	BS results above control limits. Dichlorodifluoromethane not detected in associated samples. No qualifier applied.
C17064-11MSD	PQ 8-3.8	7/30/2011	SW846 8260B	VF1547	Dichlorodifluoromethane	164	%	35	162			*	BS results above control limits. Dichlorodifluoromethane not detected in associated samples. No qualifier applied.
C17064-11MSD	PQ 8-3.8	7/30/2011	SW846 8260B	VF1547	Ethylbenzene	79	%	82	124			*	BS results within control limits. MS results within control limits. No qualifiers applied.
C17064-11MS	PQ 8-3.8	7/30/2011	SW846 8260B	VF1547	2-Hexanone	52	%	67	130			*	BS results within control limits. Apply "J" estimated value qualifier to all associated 2-Hexanone result in sample C17064-11.
C17064-11MSD	PQ 8-3.8	7/30/2011	SW846 8260B	VF1547	2-Hexanone	48	%	67	130			*	BS results within control limits. Apply "J" estimated value qualifier to all associated 2-Hexanone result in sample C17064-11.
C17064-11MS	PQ 8-3.8	7/30/2011	SW846 8260B	VF1547	4-Methyl-2-pentanone	63	%	69	125			*	BS results within control limits. Apply "J" estimated value qualifier to all associated 4-Methyl-2-pentanone result in sample C17064-11.
C17064-11MSD	PQ 8-3.8	7/30/2011	SW846 8260B	VF1547	4-Methyl-2-pentanone	58	%	69	125			*	BS results within control limits. Apply "J" estimated value qualifier to all associated 4-Methyl-2-pentanone result in sample C17064-11.
C17064-11MS	PQ 8-3.8	7/30/2011	SW846 8260B	VF1547	Methyl ethyl ketone	42	%	66	134			*	BS results below control limits. Apply "J" estimated value qualifier to all associated acetone results in samples C17064-1, C17064-2, C17064-11, C17064-13, C17064-14, C17064-15, C17064-16, C17064-17, C17064-19, C17064-20, C17064-21, C17064-22, and C17064-23.
C17064-11MSD	PQ 8-3.8	7/30/2011	SW846 8260B	VF1547	Methyl ethyl ketone	40	%	66	134			*	BS results below control limits. Apply "J" estimated value qualifier to all associated acetone results in samples C17064-1, C17064-2, C17064-11, C17064-13, C17064-14, C17064-15, C17064-16, C17064-17, C17064-19, C17064-20, C17064-21, C17064-22, and C17064-23.
C17064-11MSD	PQ 8-3.8	7/30/2011	SW846 8260B	VF1547	1,1,2,2-Tetrachloroethane	63	%	70	128			*	BS results within control limits. MS results within control limits. No qualifiers applied.

**TABLE G-5  
SUMMARY OF MATRIX SPIKE SPIKE RECOVERY EXCEEDANCES**

Lab Sample ID	Client Sample ID	Sample Analysis Date	Test No	Analysis Batch ID	Analyte	Result	Units	Quality Control Lower Limit	Quality Control Higher Limit	Relative Percent Difference (RPD)	RPD Limit	Qualifier	Data Qualification Action
C17064-11MSD	PQ 8-3.8	7/30/2011	SW846 8260B	VF1547	1,2,3-Trichloropropane	62	%	74	125			*	BS results within control limits. MS results within control limits. No qualifiers applied.
C17064-11MS	PQ 8-3.8	7/30/2011	SW846 8260B	VF1547	Toluene	40	%	80	123			*	BS results within control limits. Apply "J" estimated value qualifier to all associated Toluene result in sample C17064-11.
C17064-11MSD	PQ 8-3.8	7/30/2011	SW846 8260B	VF1547	Toluene	40	%	80	123			*	BS results within control limits. Apply "J" estimated value qualifier to all associated Toluene result in sample C17064-11.
C17064-11MS	PQ 8-3.8	7/30/2011	SW846 8260B	VF1547	Xylene (total)	78	%	83	127			*	BS results within control limits. Apply "J" estimated value qualifier to all associated Xylene (total) result in sample C17064-11.
C17064-11MSD	PQ 8-3.8	7/30/2011	SW846 8260B	VF1547	Xylene (total)	74	%	83	127			*	BS results within control limits. Apply "J" estimated value qualifier to all associated Xylene (total) result in sample C17064-11.
C17064-18MS	PQ 8,9-0.5	8/1/2011	SW846 8260B	VF1548	Acetone	29	%	61	144			*	BS results below control limits. Apply "J" estimated value qualifier to all associated acetone results in samples C17064-14, C17064-18, C17064-19, and C17064-21.
C17064-18MSD	PQ 8,9-0.5	8/1/2011	SW846 8260B	VF1548	Acetone	25	%	61	144			*	BS results below control limits. Apply "J" estimated value qualifier to all associated acetone results in samples C17064-14, C17064-18, C17064-19, and C17064-21.
C17064-18MS	PQ 8,9-0.5	8/1/2011	SW846 8260B	VF1548	Bromobenzene	128	%	78	123			*	BS results within control limits. MSD results within control limits. No qualifiers applied.
C17064-18MSD	PQ 8,9-0.5	8/1/2011	SW846 8260B	VF1548	Bromobenzene					41	30	*	BS results within control limits. MSD results within control limits. No qualifiers applied.
C17064-18MSD	PQ 8,9-0.5	8/1/2011	SW846 8260B	VF1548	Bromoform	68	%	70	139			*	BS results within control limits. MS results within control limits. No qualifiers applied.
C17064-18MSD	PQ 8,9-0.5	8/1/2011	SW846 8260B	VF1548	Bromoform					35	26	*	BS results within control limits. MS results within control limits. No qualifiers applied.
C17064-18MSD	PQ 8,9-0.5	8/1/2011	SW846 8260B	VF1548	n-Butylbenzene					42	31	*	BS results within control limits. MS/MSD results within control limits. No qualifiers applied.
C17064-18MS	PQ 8,9-0.5	8/1/2011	SW846 8260B	VF1548	sec-Butylbenzene	136	%	82	132			*	BS results within control limits. MSD results within control limits. No qualifiers applied.
C17064-18MSD	PQ 8,9-0.5	8/1/2011	SW846 8260B	VF1548	sec-Butylbenzene					42	29	*	BS results within control limits. MSD results within control limits. No qualifiers applied.
C17064-18MS	PQ 8,9-0.5	8/1/2011	SW846 8260B	VF1548	tert-Butylbenzene	135	%	79	130			*	BS results within control limits. MSD results within control limits. No qualifiers applied.
C17064-18MSD	PQ 8,9-0.5	8/1/2011	SW846 8260B	VF1548	tert-Butylbenzene					41	29	*	BS results within control limits. MSD results within control limits. No qualifiers applied.
C17064-18MS	PQ 8,9-0.5	8/1/2011	SW846 8260B	VF1548	Chlorobenzene	132	%	83	122			*	BS results within control limits. MSD results within control limits. No qualifiers applied.

**TABLE G-5  
SUMMARY OF MATRIX SPIKE SPIKE RECOVERY EXCEEDANCES**

Lab Sample ID	Client Sample ID	Sample Analysis Date	Test No	Analysis Batch ID	Analyte	Result	Units	Quality Control Lower Limit	Quality Control Higher Limit	Relative Percent Difference (RPD)	RPD Limit	Qualifier	Data Qualification Action
C17064-18MSD	PQ 8,9-0.5	8/1/2011	SW846 8260B	VF1548	Chlorobenzene					36	23	*	BS results within control limits. MSD results within control limits. No qualifiers applied.
C17064-18MS	PQ 8,9-0.5	8/1/2011	SW846 8260B	VF1548	o-Chlorotoluene	130	%	77	123			*	BS results within control limits. MSD results within control limits. No qualifiers applied.
C17064-18MSD	PQ 8,9-0.5	8/1/2011	SW846 8260B	VF1548	o-Chlorotoluene					41	31	*	BS results within control limits. MSD results within control limits. No qualifiers applied.
C17064-18MS	PQ 8,9-0.5	8/1/2011	SW846 8260B	VF1548	p-Chlorotoluene	134	%	78	129			*	BS results within control limits. MSD results within control limits. No qualifiers applied.
C17064-18MSD	PQ 8,9-0.5	8/1/2011	SW846 8260B	VF1548	p-Chlorotoluene					42	29	*	BS results within control limits. MSD results within control limits. No qualifiers applied.
C17064-18MS	PQ 8,9-0.5	8/1/2011	SW846 8260B	VF1548	1,1-Dichloroethylene	136	%	66	132			*	BS results within control limits. MSD results within control limits. No qualifiers applied.
C17064-18MSD	PQ 8,9-0.5	8/1/2011	SW846 8260B	VF1548	1,2-Dibromo-3-chloropropane	54	%	67	129			*	BS results within control limits. MSD results within control limits. No qualifiers applied.
C17064-18MSD	PQ 8,9-0.5	8/1/2011	SW846 8260B	VF1548	1,2-Dibromo-3-chloropropane					41	29	*	BS results within control limits. MS results within control limits. No qualifiers applied.
C17064-18MSD	PQ 8,9-0.5	8/1/2011	SW846 8260B	VF1548	1,2-Dibromoethane	70	%	77	126			*	BS results within control limits. MS results within control limits. No qualifiers applied.
C17064-18MSD	PQ 8,9-0.5	8/1/2011	SW846 8260B	VF1548	1,2-Dibromoethane					35	24	*	BS results within control limits. MS results within control limits. No qualifiers applied.
C17064-18MSD	PQ 8,9-0.5	8/1/2011	SW846 8260B	VF1548	1,3-Dichloropropane	74	%	78	118			*	BS results within control limits. MS results within control limits. No qualifiers applied.
C17064-18MSD	PQ 8,9-0.5	8/1/2011	SW846 8260B	VF1548	1,3-Dichloropropane					35	26	*	BS results within control limits. MS results within control limits. No qualifiers applied.
C17064-18MSD	PQ 8,9-0.5	8/1/2011	SW846 8260B	VF1548	2,2-Dichloropropane	76	%	80	137			*	BS results within control limits. MS results within control limits. No qualifiers applied.
C17064-18MSD	PQ 8,9-0.5	8/1/2011	SW846 8260B	VF1548	Dibromochloromethane	77	%	78	117			*	BS results within control limits. MS results within control limits. No qualifiers applied.
C17064-18MSD	PQ 8,9-0.5	8/1/2011	SW846 8260B	VF1548	Dibromochloromethane					35	27	*	BS results within control limits. MS results within control limits. No qualifiers applied.
C17064-18MS	PQ 8,9-0.5	8/1/2011	SW846 8260B	VF1548	Dichlorodifluoromethane	196	%	35	162			*	BS results above control limits. MSD results within control limits. Dichlorodifluoromethane not detected in associated samples. No qualifiers applied.
C17064-18MS	PQ 8,9-0.5	8/1/2011	SW846 8260B	VF1548	m-Dichlorobenzene	128	%	82	126			*	BS results within control limits. MS results within control limits. No qualifiers applied.
C17064-18MSD	PQ 8,9-0.5	8/1/2011	SW846 8260B	VF1548	m-Dichlorobenzene					42	29	*	BS results within control limits. MSD results within control limits. No qualifiers applied.
C17064-18MSD	PQ 8,9-0.5	8/1/2011	SW846 8260B	VF1548	o-Dichlorobenzene	81	%	83	123			*	BS results within control limits. MS results within control limits. No qualifiers applied.
C17064-18MSD	PQ 8,9-0.5	8/1/2011	SW846 8260B	VF1548	o-Dichlorobenzene					42	28	*	BS results within control limits. MS results within control limits. No qualifiers applied.

**TABLE G-5  
SUMMARY OF MATRIX SPIKE SPIKE RECOVERY EXCEEDANCES**

Lab Sample ID	Client Sample ID	Sample Analysis Date	Test No	Analysis Batch ID	Analyte	Result	Units	Quality Control Lower Limit	Quality Control Higher Limit	Relative Percent Difference (RPD)	RPD Limit	Qualifier	Data Qualification Action
C17064-18MS	PQ 8,9-0.5	8/1/2011	SW846 8260B	VF1548	p-Dichlorobenzene	127	%	84	124			*	BS results within control limits. Apply "J" estimated value qualifier to all associated p-Dichlorobenzene result in sample C17064-18.
C17064-18MSD	PQ 8,9-0.5	8/1/2011	SW846 8260B	VF1548	p-Dichlorobenzene	83	%	84	124			*	BS results within control limits. Apply "J" estimated value qualifier to all associated p-Dichlorobenzene result in sample C17064-18.
C17064-18MSD	PQ 8,9-0.5	8/1/2011	SW846 8260B	VF1548	p-Dichlorobenzene					42	28	*	BS results within control limits. Apply "J" estimated value qualifier to all associated p-Dichlorobenzene result in sample C17064-18.
C17064-18MSD	PQ 8,9-0.5	8/1/2011	SW846 8260B	VF1548	trans-1,3-Dichloropropene	79	%	87	131			*	BS results within control limits. MS results within control limits. No qualifiers applied.
C17064-18MSD	PQ 8,9-0.5	8/1/2011	SW846 8260B	VF1548	trans-1,3-Dichloropropene					36	27	*	BS results within control limits. MS results within control limits. No qualifiers applied.
C17064-18MS	PQ 8,9-0.5	8/1/2011	SW846 8260B	VF1548	Ethylbenzene	137	%	82	124			*	BS results within control limits. Apply "J" estimated value qualifier to all associated Ethylbenzene result in sample C17064-18.
C17064-18MSD	PQ 8,9-0.5	8/1/2011	SW846 8260B	VF1548	Ethylbenzene	69	%	82	124			*	BS results within control limits. Apply "J" estimated value qualifier to all associated Ethylbenzene result in sample C17064-18.
C17064-18MSD	PQ 8,9-0.5	8/1/2011	SW846 8260B	VF1548	Ethylbenzene					37	25	*	BS results within control limits. Apply "J" estimated value qualifier to all associated Ethylbenzene result in sample C17064-18.
C17064-18MS	PQ 8,9-0.5	8/1/2011	SW846 8260B	VF1548	2-Hexanone	60	%	67	130			*	BS results within control limits. Apply "J" estimated value qualifier to all associated 2-Hexanone result in sample C17064-18.
C17064-18MSD	PQ 8,9-0.5	8/1/2011	SW846 8260B	VF1548	2-Hexanone	41	%	67	130			*	BS results within control limits. Apply "J" estimated value qualifier to all associated 2-Hexanone result in sample C17064-18.
C17064-18MSD	PQ 8,9-0.5	8/1/2011	SW846 8260B	VF1548	2-Hexanone					39	29	*	BS results within control limits. Apply "J" estimated value qualifier to all associated 2-Hexanone result in sample C17064-18.
C17064-18MSD	PQ 8,9-0.5	8/1/2011	SW846 8260B	VF1548	Hexachlorobutadiene					43	36	*	BS results within control limits. MS/MSD results within control limits. No qualifiers applied.
C17064-18MS	PQ 8,9-0.5	8/1/2011	SW846 8260B	VF1548	Isopropylbenzene	156	%	82	133			*	BS results within control limits. MSD results within control limits. No qualifiers applied.
C17064-18MSD	PQ 8,9-0.5	8/1/2011	SW846 8260B	VF1548	Isopropylbenzene					37	27	*	BS results within control limits. MSD results within control limits. No qualifiers applied.
C17064-18MS	PQ 8,9-0.5	8/1/2011	SW846 8260B	VF1548	p-Isopropyltoluene	137	%	82	132			*	BS results within control limits. MSD results within control limits. No qualifiers applied.
C17064-18MSD	PQ 8,9-0.5	8/1/2011	SW846 8260B	VF1548	p-Isopropyltoluene					42	29	*	BS results within control limits. MSD results within control limits. No qualifiers applied.
C17064-18MSD	PQ 8,9-0.5	8/1/2011	SW846 8260B	VF1548	4-Methyl-2-pentanone	57	%	69	125			*	BS results within control limits. MS results within control limits. No qualifiers applied.

**TABLE G-5  
SUMMARY OF MATRIX SPIKE SPIKE RECOVERY EXCEEDANCES**

Lab Sample ID	Client Sample ID	Sample Analysis Date	Test No	Analysis Batch ID	Analyte	Result	Units	Quality Control Lower Limit	Quality Control Higher Limit	Relative Percent Difference (RPD)	RPD Limit	Qualifier	Data Qualification Action
C17064-18MSD	PQ 8,9-0.5	8/1/2011	SW846 8260B	VF1548	4-Methyl-2-pentanone					35	24	*	BS results within control limits. MS results within control limits. No qualifiers applied.
C17064-18MS	PQ 8,9-0.5	8/1/2011	SW846 8260B	VF1548	Methyl ethyl ketone	35	%	66	134			*	BS results within control limits. Apply "J" estimated value qualifier to all associated Methyl ethyl ketone result in sample C17064-18.
C17064-18MSD	PQ 8,9-0.5	8/1/2011	SW846 8260B	VF1548	Methyl ethyl ketone	29	%	66	134			*	BS results within control limits. Apply "J" estimated value qualifier to all associated Methyl ethyl ketone result in sample C17064-18.
C17064-18MSD	PQ 8,9-0.5	8/1/2011	SW846 8260B	VF1548	Naphthalene	58	%	59	143			*	BS results within control limits. MS results within control limits. No qualifiers applied.
C17064-18MSD	PQ 8,9-0.5	8/1/2011	SW846 8260B	VF1548	Naphthalene					42	31	*	BS results within control limits. MS results within control limits. No qualifiers applied.
C17064-18MS	PQ 8,9-0.5	8/1/2011	SW846 8260B	VF1548	n-Propylbenzene	134	%	78	129			*	BS results within control limits. MSD results within control limits. No qualifiers applied.
C17064-18MSD	PQ 8,9-0.5	8/1/2011	SW846 8260B	VF1548	n-Propylbenzene					42	29	*	BS results within control limits. MSD results within control limits. No qualifiers applied.
C17064-18MS	PQ 8,9-0.5	8/1/2011	SW846 8260B	VF1548	Styrene	126	%	79	123			*	BS results within control limits. MSD results within control limits. No qualifiers applied.
C17064-18MSD	PQ 8,9-0.5	8/1/2011	SW846 8260B	VF1548	Styrene					37	28	*	BS results within control limits. MSD results within control limits. No qualifiers applied.
C17064-18MS	PQ 8,9-0.5	8/1/2011	SW846 8260B	VF1548	1,1,1,2-Tetrachloroethane	128	%	81	121			*	BS results within control limits. MSD results within control limits. No qualifiers applied.
C17064-18MSD	PQ 8,9-0.5	8/1/2011	SW846 8260B	VF1548	1,1,1,2-Tetrachloroethane					35	25	*	BS results within control limits. MSD results within control limits. No qualifiers applied.
C17064-18MSD	PQ 8,9-0.5	8/1/2011	SW846 8260B	VF1548	1,1,2,2-Tetrachloroethane	63	%	70	128			*	BS results within control limits. MS results within control limits. No qualifiers applied.
C17064-18MSD	PQ 8,9-0.5	8/1/2011	SW846 8260B	VF1548	1,1,2,2-Tetrachloroethane					41	30	*	BS results within control limits. MS results within control limits. No qualifiers applied.
C17064-18MSD	PQ 8,9-0.5	8/1/2011	SW846 8260B	VF1548	1,1,2-Trichloroethane					35	28	*	BS results within control limits. MS/MSD results within control limits. No qualifiers applied.
C17064-18MSD	PQ 8,9-0.5	8/1/2011	SW846 8260B	VF1548	1,2,3-Trichlorobenzene	76	%	78	136			*	BS results within control limits. MS results within control limits. No qualifiers applied.
C17064-18MSD	PQ 8,9-0.5	8/1/2011	SW846 8260B	VF1548	1,2,3-Trichlorobenzene					42	34	*	BS results within control limits. MS results within control limits. No qualifiers applied.
C17064-18MSD	PQ 8,9-0.5	8/1/2011	SW846 8260B	VF1548	1,2,3-Trichloropropane	62	%	74	125			*	BS results within control limits. MS results within control limits. No qualifiers applied.
C17064-18MSD	PQ 8,9-0.5	8/1/2011	SW846 8260B	VF1548	1,2,3-Trichloropropane					40	30	*	BS results within control limits. MS results within control limits. No qualifiers applied.
C17064-18MSD	PQ 8,9-0.5	8/1/2011	SW846 8260B	VF1548	1,2,4-Trichlorobenzene					42	32	*	BS results within control limits. MS/MSD results within control limits. No qualifiers applied.
C17064-18MS	PQ 8,9-0.5	8/1/2011	SW846 8260B	VF1548	1,2,4-Trimethylbenzene	131	%	77	129			*	BS results within control limits. MSD results within control limits. No qualifiers applied.

**TABLE G-5  
SUMMARY OF MATRIX SPIKE SPIKE RECOVERY EXCEEDANCES**

Lab Sample ID	Client Sample ID	Sample Analysis Date	Test No	Analysis Batch ID	Analyte	Result	Units	Quality Control Lower Limit	Quality Control Higher Limit	Relative Percent Difference (RPD)	RPD Limit	Qualifier	Data Qualification Action
C17064-18MSD	PQ 8,9-0.5	8/1/2011	SW846 8260B	VF1548	1,2,4-Trimethylbenzene					42	29	*	BS results within control limits. MSD results within control limits. No qualifiers applied.
C17064-18MSD	PQ 8,9-0.5	8/1/2011	SW846 8260B	VF1548	1,3,5-Trimethylbenzene					42	31	*	BS results within control limits. MS/MSD results within control limits. No qualifiers applied.
C17064-18MS	PQ 8,9-0.5	8/1/2011	SW846 8260B	VF1548	Tetrachloroethylene	153	%	79	132			*	BS results within control limits. MSD results within control limits. No qualifiers applied.
C17064-18MSD	PQ 8,9-0.5	8/1/2011	SW846 8260B	VF1548	Tetrachloroethylene					36	27	*	BS results within control limits. MSD results within control limits. No qualifiers applied.
C17064-18MS	PQ 8,9-0.5	8/1/2011	SW846 8260B	VF1548	Toluene	175	%	80	123			*	BS results within control limits. Apply "J" estimated value qualifier to all associated Toluene result in sample C17064-18.
C17064-18MSD	PQ 8,9-0.5	8/1/2011	SW846 8260B	VF1548	Toluene	27	%	80	123			*	BS results within control limits. Apply "J" estimated value qualifier to all associated Toluene result in sample C17064-18.
C17064-18MSD	PQ 8,9-0.5	8/1/2011	SW846 8260B	VF1548	Toluene					36	26	*	BS results within control limits. Apply "J" estimated value qualifier to all associated Toluene result in sample C17064-18.
C17064-18MS	PQ 8,9-0.5	8/1/2011	SW846 8260B	VF1548	Trichlorofluoromethane	151	%	67	149			*	BS results above control limits. MSD results within control limits. Trichlorofluoromethane not detected in associated samples. No qualifiers applied.
C17064-18MS	PQ 8,9-0.5	8/1/2011	SW846 8260B	VF1548	Xylene (total)	144	%	83	127			*	BS results within control limits. Apply "J" estimated value qualifier to all associated Xylene (total) result in sample C17064-18.
C17064-18MSD	PQ 8,9-0.5	8/1/2011	SW846 8260B	VF1548	Xylene (total)	64	%	83	127			*	BS results within control limits. Apply "J" estimated value qualifier to all associated Xylene (total) result in sample C17064-18.
C17064-18MSD	PQ 8,9-0.5	8/1/2011	SW846 8260B	VF1548	Xylene (total)					37	24	*	BS results within control limits. Apply "J" estimated value qualifier to all associated Xylene (total) result in sample C17064-18.
C17064-10MS	PQ 8-1.3	8/2/2011	SW846 8260B	VF1549	Acetone	30	%	61	144			*	BS results below control limits. Apply "J" estimated value qualifier to all associated acetone results in samples C17064-10 and C17064-12.
C17064-10MSD	PQ 8-1.3	8/2/2011	SW846 8260B	VF1549	Acetone	28	%	61	144			*	BS results below control limits. Apply "J" estimated value qualifier to all associated acetone results in samples C17064-10 and C17064-12.
C17064-10MS	PQ 8-1.3	8/2/2011	SW846 8260B	VF1549	Bromobenzene	127	%	78	123			*	BS results within control limits. MSD results within control limits. No qualifiers applied.
C17064-10MSD	PQ 8-1.3	8/2/2011	SW846 8260B	VF1549	Bromobenzene					32	30	*	BS results within control limits. MSD results within control limits. No qualifiers applied.
C17064-10MS	PQ 8-1.3	8/2/2011	SW846 8260B	VF1549	sec-Butylbenzene	137	%	82	132			*	BS results within control limits. MSD results within control limits. No qualifiers applied.
C17064-10MSD	PQ 8-1.3	8/2/2011	SW846 8260B	VF1549	sec-Butylbenzene					31	29	*	BS results within control limits. MSD results within control limits. No qualifiers applied.



**TABLE G-5  
SUMMARY OF MATRIX SPIKE SPIKE RECOVERY EXCEEDANCES**

Lab Sample ID	Client Sample ID	Sample Analysis Date	Test No	Analysis Batch ID	Analyte	Result	Units	Quality Control Lower Limit	Quality Control Higher Limit	Relative Percent Difference (RPD)	RPD Limit	Qualifier	Data Qualification Action
C17064-10MS	PQ 8-1.3	8/2/2011	SW846 8260B	VF1549	tert-Butylbenzene	134	%	79	130			*	BS results within control limits. MSD results within control limits. No qualifiers applied.
C17064-10MSD	PQ 8-1.3	8/2/2011	SW846 8260B	VF1549	tert-Butylbenzene					31	29	*	BS results within control limits. MSD results within control limits. No qualifiers applied.
C17064-10MS	PQ 8-1.3	8/2/2011	SW846 8260B	VF1549	Chloroethane	55	%	61	153			*	BS results within control limits. Apply "J" estimated value qualifier to all associated Chloroethane results in samples C17064-10 and C17064-12.
C17064-10MSD	PQ 8-1.3	8/2/2011	SW846 8260B	VF1549	Chloroethane	56	%	61	153			*	BS results within control limits. Apply "J" estimated value qualifier to all associated Chloroethane results in samples C17064-10 and C17064-12.
C17064-10MS	PQ 8-1.3	8/2/2011	SW846 8260B	VF1549	o-Chlorotoluene	125	%	77	123			*	BS results within control limits. MSD results within control limits. No qualifiers applied.
C17064-10MS	PQ 8-1.3	8/2/2011	SW846 8260B	VF1549	p-Chlorotoluene	132	%	78	129			*	BS results within control limits. MSD results within control limits. No qualifiers applied.
C17064-10MSD	PQ 8-1.3	8/2/2011	SW846 8260B	VF1549	p-Chlorotoluene					30	29	*	BS results within control limits. MSD results within control limits. No qualifiers applied.
C17064-10MSD	PQ 8-1.3	8/2/2011	SW846 8260B	VF1549	1,2-Dibromo-3-chloropropane	58	%	67	129			*	BS results within control limits. MS results within control limits. No qualifiers applied.
C17064-10MSD	PQ 8-1.3	8/2/2011	SW846 8260B	VF1549	1,2-Dibromo-3-chloropropane					33	29	*	BS results within control limits. MS results within control limits. No qualifiers applied.
C17064-10MS	PQ 8-1.3	8/2/2011	SW846 8260B	VF1549	Dichlorodifluoromethane	178	%	35	162			*	BS results above control limits. Dichlorodifluoromethane not detected in associated samples. No qualifiers applied.
C17064-10MSD	PQ 8-1.3	8/2/2011	SW846 8260B	VF1549	Dichlorodifluoromethane	172	%	35	162			*	BS results above control limits. Dichlorodifluoromethane not detected in associated samples. No qualifiers applied.
C17064-10MS	PQ 8-1.3	8/2/2011	SW846 8260B	VF1549	m-Dichlorobenzene	129	%	82	126			*	BS results within control limits. MSD results within control limits. No qualifiers applied.
C17064-10MSD	PQ 8-1.3	8/2/2011	SW846 8260B	VF1549	m-Dichlorobenzene					31	29	*	BS results within control limits. MSD results within control limits. No qualifiers applied.
C17064-10MS	PQ 8-1.3	8/2/2011	SW846 8260B	VF1549	o-Dichlorobenzene	125	%	83	123			*	BS results within control limits. MSD results within control limits. No qualifiers applied.
C17064-10MSD	PQ 8-1.3	8/2/2011	SW846 8260B	VF1549	o-Dichlorobenzene					31	28	*	BS results within control limits. MSD results within control limits. No qualifiers applied.
C17064-10MS	PQ 8-1.3	8/2/2011	SW846 8260B	VF1549	p-Dichlorobenzene	129	%	84	124			*	BS results within control limits. MSD results within control limits. No qualifiers applied.
C17064-10MSD	PQ 8-1.3	8/2/2011	SW846 8260B	VF1549	p-Dichlorobenzene					31	28	*	BS results within control limits. MSD results within control limits. No qualifiers applied.
C17064-10MS	PQ 8-1.3	8/2/2011	SW846 8260B	VF1549	2-Hexanone	58	%	67	130			*	BS results within control limits. Apply "J" estimated value qualifier to all associated 2-Hexanone result in sample C17064-10.

**TABLE G-5  
SUMMARY OF MATRIX SPIKE SPIKE RECOVERY EXCEEDANCES**

Lab Sample ID	Client Sample ID	Sample Analysis Date	Test No	Analysis Batch ID	Analyte	Result	Units	Quality Control Lower Limit	Quality Control Higher Limit	Relative Percent Difference (RPD)	RPD Limit	Qualifier	Data Qualification Action
C17064-10MSD	PQ 8-1.3	8/2/2011	SW846 8260B	VF1549	2-Hexanone	52	%	67	130			*	BS results within control limits. Apply "J" estimated value qualifier to all associated 2-Hexanone result in sample C17064-10.
C17064-10MS	PQ 8-1.3	8/2/2011	SW846 8260B	VF1549	Hexachlorobutadiene	152	%	77	150			*	BS results within control limits. MSD results within control limits. No qualifiers applied.
C17064-10MS	PQ 8-1.3	8/2/2011	SW846 8260B	VF1549	Isopropylbenzene	139	%	82	133			*	BS results within control limits. MSD results within control limits. No qualifiers applied.
C17064-10MS	PQ 8-1.3	8/2/2011	SW846 8260B	VF1549	p-Isopropyltoluene	138	%	82	132			*	BS results within control limits. MSD results within control limits. No qualifiers applied.
C17064-10MSD	PQ 8-1.3	8/2/2011	SW846 8260B	VF1549	p-Isopropyltoluene					30	29	*	BS results within control limits. MSD results within control limits. No qualifiers applied.
C17064-10MSD	PQ 8-1.3	8/2/2011	SW846 8260B	VF1549	4-Methyl-2-pentanone	65	%	69	125			*	BS results within control limits. MS results within control limits. No qualifiers applied.
C17064-10MS	PQ 8-1.3	8/2/2011	SW846 8260B	VF1549	Methyl ethyl ketone	47	%	66	134			*	BS results below control limits. Apply "J" estimated value qualifier to all associated Methyl ethyl ketone results in samples C17064-10 and C17064-12.
C17064-10MSD	PQ 8-1.3	8/2/2011	SW846 8260B	VF1549	Methyl ethyl ketone	45	%	66	134			*	BS results below control limits. Apply "J" estimated value qualifier to all associated Methyl ethyl ketone results in samples C17064-10 and C17064-12.
C17064-10MS	PQ 8-1.3	8/2/2011	SW846 8260B	VF1549	n-Propylbenzene	131	%	78	129			*	BS results within control limits. MSD results within control limits. No qualifiers applied.
C17064-10MSD	PQ 8-1.3	8/2/2011	SW846 8260B	VF1549	n-Propylbenzene					31	29	*	BS results within control limits. MSD results within control limits. No qualifiers applied.
C17064-10MSD	PQ 8-1.3	8/2/2011	SW846 8260B	VF1549	1,1,2,2-Tetrachloroethane	68	%	70	128			*	BS results within control limits. MS results within control limits. No qualifiers applied.
C17064-10MSD	PQ 8-1.3	8/2/2011	SW846 8260B	VF1549	1,1,2,2-Tetrachloroethane					33	30	*	BS results within control limits. MS results within control limits. No qualifiers applied.
C17064-10MSD	PQ 8-1.3	8/2/2011	SW846 8260B	VF1549	1,2,3-Trichloropropane	65	%	74	125			*	BS results within control limits. MS results within control limits. No qualifiers applied.
C17064-10MSD	PQ 8-1.3	8/2/2011	SW846 8260B	VF1549	1,2,3-Trichloropropane					33	30	*	BS results within control limits. MS results within control limits. No qualifiers applied.
C17064-10MSD	PQ 8-1.3	8/2/2011	SW846 8260B	VF1549	1,2,4-Trimethylbenzene					31	29	*	BS results within control limits. /MS/MSD results within control limits. No qualifiers applied.
C17064-10MS	PQ 8,9-0.5	8/2/2011	SW846 8260B	VF1549	Tetrachloroethylene	151	%	79	132			*	BS results within control limits. Tetrachloroethylene not detected in associated samples. No qualifiers applied.
C17064-10MSD	PQ 8,9-0.5	8/2/2011	SW846 8260B	VF1549	Tetrachloroethylene	141	%	79	132			*	BS results within control limits. Tetrachloroethylene not detected in associated samples. No qualifiers applied.
C17064-3MS	QR 7,8-3.5	8/2/2011	SW846 8260B	VH2628	Acetone	23	%	61	144			*	BS results below control limits. Apply "J" estimated value qualifier to all associated acetone results in sample C17064-3.

**TABLE G-5  
SUMMARY OF MATRIX SPIKE SPIKE RECOVERY EXCEEDANCES**

Lab Sample ID	Client Sample ID	Sample Analysis Date	Test No	Analysis Batch ID	Analyte	Result	Units	Quality Control Lower Limit	Quality Control Higher Limit	Relative Percent Difference (RPD)	RPD Limit	Qualifier	Data Qualification Action
C17064-3MSD	QR 7,8-3.5	8/2/2011	SW846 8260B	VH2628	Acetone	24	%	61	144			*	BS results below control limits. Apply "J" estimated value qualifier to all associated acetone results in sample C17064-3.
C17064-3MS	QR 7,8-3.5	8/2/2011	SW846 8260B	VH2628	1,2-Dibromo-3-chloropropane	66	%	67	129			*	BS results within control limits. MSD results within control limits. No qualifiers applied.
C17064-3MS	QR 7,8-3.5	8/2/2011	SW846 8260B	VH2628	2,2-Dichloropropane	75	%	80	137			*	BS results below control limits. Apply "J" estimated value qualifier to all associated 2,2-Dichloropropane results in sample C17064-3.
C17064-3MSD	QR 7,8-3.5	8/2/2011	SW846 8260B	VH2628	2,2-Dichloropropane	77	%	80	137			*	BS results below control limits. Apply "J" estimated value qualifier to all associated 2,2-Dichloropropane results in sample C17064-3.
C17064-3MS	QR 7,8-3.5	8/2/2011	SW846 8260B	VH2628	2-Hexanone	64	%	67	130			*	BS results within control limits. MSD results within control limits. No qualifiers applied.
C17064-3MS	QR 7,8-3.5	8/2/2011	SW846 8260B	VH2628	Methyl ethyl ketone	40	%	66	134			*	BS results below control limits. Apply "J" estimated value qualifier to all associated Methyl ethyl ketone results in sample C17064-3.
C17064-3MSD	QR 7,8-3.5	8/2/2011	SW846 8260B	VH2628	Methyl ethyl ketone	42	%	66	134			*	BS results below control limits. Apply "J" estimated value qualifier to all associated Methyl ethyl ketone results in sample C17064-3.
C17064-26MS	08-3.7	8/12/2011	SW846 8260B	VH2637	Acetone	24	%	61	144			*	BS results below control limits. Apply "J" estimated value qualifier to all associated acetone results in sample C17064-26.
C17064-26MSD	08-3.7	8/12/2011	SW846 8260B	VH2637	Acetone	28	%	61	144			*	BS results below control limits. Apply "J" estimated value qualifier to all associated acetone results in sample C17064-26.
C17064-26MS	08-3.7	8/12/2011	SW846 8260B	VH2637	Chloroethane	19	%	61	153			*	BS results within control limits. Apply "J" estimated value qualifier to all associated Chloroethane results in sample C17064-26.
C17064-26MSD	08-3.7	8/12/2011	SW846 8260B	VH2637	Chloroethane	22	%	61	153			*	BS results within control limits. Apply "J" estimated value qualifier to all associated Chloroethane results in sample C17064-26.
C17064-26MSD	08-3.7	8/12/2011	SW846 8260B	VH2637	1,1-Dichloroethylene	141	%	66	132			*	BS results within control limits. MS results within control limits. No qualifiers applied.
C17064-26MSD	08-3.7	8/12/2011	SW846 8260B	VH2637	1,2-Dibromo-3-chloropropane	63	%	67	129			*	BS results within control limits. MS results within control limits. No qualifiers applied.
C17064-26MS	08-3.7	8/12/2011	SW846 8260B	VH2637	Dichlorodifluoromethane	178	%	35	162			*	BS results within control limits. Dichlorodifluoromethane not detected in associated sample. No qualifiers applied.
C17064-26MSD	08-3.7	8/12/2011	SW846 8260B	VH2637	Dichlorodifluoromethane	172	%	35	162			*	BS results within control limits. Dichlorodifluoromethane not detected in associated sample. No qualifiers applied.

**TABLE G-5  
SUMMARY OF MATRIX SPIKE SPIKE RECOVERY EXCEEDANCES**

Lab Sample ID	Client Sample ID	Sample Analysis Date	Test No	Analysis Batch ID	Analyte	Result	Units	Quality Control Lower Limit	Quality Control Higher Limit	Relative Percent Difference (RPD)	RPD Limit	Qualifier	Data Qualification Action
C17064-26MS	08-3.7	8/12/2011	SW846 8260B	VH2637	2-Hexanone	63	%	67	130			*	BS results within control limits. Apply "J" estimated value qualifier to all associated 2-Hexanone results in sample C17064-26.
C17064-26MSD	08-3.7	8/12/2011	SW846 8260B	VH2637	2-Hexanone	61	%	67	130			*	BS results within control limits. Apply "J" estimated value qualifier to all associated 2-Hexanone results in sample C17064-26.
C17064-26MS	08-3.7	8/12/2011	SW846 8260B	VH2637	Methyl ethyl ketone	36	%	66	134			*	BS results within control limits. Apply "J" estimated value qualifier to all associated Methyl ethyl ketone results in sample C17064-26.
C17064-26MSD	08-3.7	8/12/2011	SW846 8260B	VH2637	Methyl ethyl ketone	35	%	66	134			*	BS results within control limits. Apply "J" estimated value qualifier to all associated Methyl ethyl ketone results in sample C17064-26.
C17064-26MSD	08-3.7	8/12/2011	SW846 8260B	VH2637	1,1,2,2-Tetrachloroethane	69	%	70	128			*	BS results within control limits. MS results within control limits. No qualifiers applied.
C17064-26MSD	08-3.7	8/12/2011	SW846 8260B	VH2637	1,2,3-Trichloropropane	71	%	74	125			*	BS results within control limits. MS results within control limits. No qualifiers applied.
C17064-26MS	08-3.7	8/12/2011	SW846 8260B	VH2637	Tetrachloroethylene	148	%	79	132			*	BS results within control limits. Tetrachloroethylene not detected in associated sample. No qualifiers applied.
C17064-26MSD	08-3.7	8/12/2011	SW846 8260B	VH2637	Tetrachloroethylene	145	%	79	132			*	BS results within control limits. Tetrachloroethylene not detected in associated sample. No qualifiers applied.

**Notes:**

(1) Only project related matrix spike (MS) and matrix spike duplicate (MSD) recovery results outside of quality control limits summarized in this table.

\* = Outside of Quality Control Limits

N = MS Recovery Outside of Quality Control Limits

BS = Blank Spike

BSD = Blank Spike Duplicate

QAC = Spike amount low relative to the sample amount. Refer to lab control or spike blank for recovery information.