

US EPA ARCHIVE DOCUMENT



ARCADIS
1900 Powell Street
11th Floor
Emeryville
California 94608
Tel 510.652.4500
Fax 510.652.2246
www.arcadis-us.com

Mr. Ronald Leach
Environmental Engineer
United States Environmental Protection Agency
75 Hawthorne Street
San Francisco, California 94105-3901

ENVIRONMENT

Subject:
Third and Fourth Quarter 2010 Semiannual Report, Former Romic Environmental Technologies Corporation, 2081 Bay Road, East Palo Alto, California.

Dear Mr. Leach:

Date:
14 February 2011

Enclosed please find two copies of the *Third and Fourth Quarter 2010 Semiannual Report* for the above-referenced site.

Contact:
Hoa Voscott

Should you have any questions please do not hesitate to contact the undersigned at (510) 596-9609.

Phone:
510.596.9609

Sincerely,

Email:
hoa.voscott@arcadis-us.com

ARCADIS

Our ref:
RC000519.0013.00005

Hoa T. Voscott, PE
Project Engineer

Copies:

US EPA ARCHIVE DOCUMENT

Mr. Mark Johnson
California Regional Water Quality Control Board
1515 Clay Street, Suite 1400
Oakland, California 94612

Mr. Ying Wai Chan
Department of Toxic Substances Control
700 Heinz Avenue
Building F, Suite 300
Berkeley, California 94710

Mr. Wayne Kiso
Clarus Management Solutions
250 West First Street
Suite 244
Claremont, CA 91711

Mr. Chris Alger
Iris Environmental
1438 Webster Street, Suite 302
Oakland, California 94612

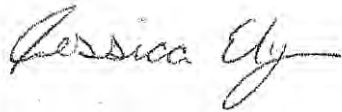
Bay Enterprises

**Third and Fourth Quarter 2010
Groundwater Monitoring Report**


Former Romic Environmental
Technologies Corporation
2081 Bay Road
East Palo Alto, California

14 February 2011

ARCADIS



Jessica Ely
Project Geologist



Hoa Voscott, PE
Project Manager

**Third and Fourth Quarter 2010
Groundwater Monitoring
Report**

Former Romic Environmental
Technologies Corporation Site
2081 Bay Road
East Palo Alto, California

Prepared for:
Bay Enterprises
Prepared by:
ARCADIS
1900 Powell Street
11th Floor
Emeryville
California 94608
Tel 510.652.4500
Fax 510.652.2246

Our Ref.:
RC000519.0013.00005

Date:
14 February 2011

This document is intended only for the use of the individual or entity for which it was prepared and may contain information that is privileged, confidential, and exempt from disclosure under applicable law. Any dissemination, distribution, or copying of this document is strictly prohibited.

1.0	Introduction and Purpose	1
1.1	Project Background and Remedial Activities	1
1.2	Report Organization	2
2.0	Field Activities and Procedures	3
2.1	Water Level Measurements	3
2.3	Groundwater Monitoring	3
2.4	Surface Water Monitoring	4
3.0	Groundwater Hydrology	5
3.1	A-Zone	5
3.2	B-Zone	5
3.3	C-Zone	6
3.4	D-Zone	6
4.0	Groundwater Quality	7
4.1	Former Pond Area	7
4.2	Process Area	7
4.3	Southwestern Area	8
4.4	Summary of the ERD IRM Groundwater Trends	8
5.0	Surface Water Samples	11
6.0	Quality Assurance/Quality Control	12
6.2	Trip Blank, Field Blank, and Laboratory Method Blank Results	12
6.3	Field Duplicate Samples	12
6.4	Matrix Spike/Matrix Spike Duplicate Samples (MS/MSD)	13
6.5	Laboratory Control Samples (LCS)	13
6.6	Surrogate Recoveries	14
7.0	Work Planned For Next Reporting Period	15
8.0	References	16

Tables

- 1 Well Monitoring Schedule
- 2 Monitoring Well Locations Within General Source Areas
- 3 Highlights of the ERD IRM Program Data and Trends
- 4 Duplicate Analytical Results (Third and Fourth Quarter 2010)

Figures

- 1 Site Location Map
- 2 Site Plan – Existing Wells and Pilot Test Areas
- 3 A-Zone Groundwater Elevations – September 2010
- 4 A-Zone Groundwater Elevations – December 2010
- 5 B-Zone Groundwater Elevations – September 2010
- 6 B-Zone Groundwater Elevations – December 2010
- 7 C-Zone Groundwater Elevations – September 2010
- 8 C-Zone Groundwater Elevations – December 2010
- 9 Distribution of Detected VOCs in A-Zone Groundwater – 2010
- 10 Distribution of Detected VOCs in B-Zone Groundwater – 2010
- 11 Distribution of Detected VOCs in C-Zone Groundwater – 2010
- 12 Distribution of Detected VOCs in Surface Water – 2010

Appendices (on CD)

- A Water Sampling Logs
- B Summary of Field Parameters
- C Groundwater and Surface Water Analytical Results
- D Copies of Certified Laboratory Analytical Reports and Chain-of-Custody Documentation
- E ERD Performance Data Trends

Acronyms

bgs	below ground surface
DO	dissolved oxygen
ERD	enhanced reductive dechlorination
EW	extraction well
GETS	groundwater extraction and treatment system
IRM	interim remedial measure
mg/L	milligrams per Liter
mL	milliliter
msl	mean sea level
ORP	oxidation-reduction potential
QA/QC	quality assurance /quality control
QC	quality control
RPD	relative percent difference
Romic	Romic Environmental Technologies Corporation
RW	recovery (monitoring) well
TOC	total organic carbon
USEPA	United States Environmental Protection Agency
VOC	volatile organic compound

1.0 Introduction and Purpose

This document presents the results of the third and fourth quarter 2010 groundwater and surface water monitoring conducted at the former Romic Environmental Technologies Corporation (Romic) facility located at 2081 Bay Road in East Palo Alto, California (Site, Figure 1). This report was prepared by ARCADIS on behalf of Bay Enterprises.

Fomer Romic Environmental
Technologies Corporation
2081 Bay Road
East Palo Alto, California

The purpose of the groundwater-monitoring program is to provide a historical database which can be used to track the boundaries and concentrations of volatile organic compounds (VOCs), and verify that the interim remedial measures (IRMs) are working effectively. The monitoring was conducted in accordance with ARCADIS's updated *Monitoring Plan*, dated April 24, 2003, and approved by the United States Environmental Protection Agency (USEPA) on May 21, 2003. Groundwater monitoring is required at the Romic facility as part of an Administrative Consent Order (RCRA-09880015, December 8, 1988) between the USEPA and Romic. In addition, Romic is performing monitoring of selected wells as part of the rebound assessment following shut down of the groundwater extraction and treatment system (GETS) on February 27, 2004.

1.1 Project Background and Remedial Activities

The Romic facility encompasses approximately 14 acres in East Palo Alto, San Mateo County, approximately 0.5 mile from the San Francisco Bay (Figure 1). The Site has generally been used to recycle or process chemicals since the mid 1950s. In 1956, a chemical processing plant was built and used by Hird Chemical Corporation. The Site was transferred to the Carad Chemical Corporation in 1959. In 1963, the Site was purchased by P. D. Electronics, and Romic began operating at the facility at this time. The Site was purchased by Romic in 1979, and Romic operated the facility until the end of 2007. Activities at the Site included solvent recycling (primarily distillation), fuel blending, wastewater treatment, and hazardous waste storage and transfer (Conor Pacific/EFW/Henshaw 1999). Closure activities were initiated in the winter of 2008-2009.

At the time of the third and fourth quarter 2010 monitoring events, the Site structures have been demolished, including the former central processing area, the northern and western drum and material storage warehouses, truck and facility maintenance buildings, administrative buildings, a wastewater treatment system and storage tank, and an analytical laboratory. Romic also controls adjacent land to the south, formerly used for surplus storage, and adjacent land to the west, which acts as a buffer area.

The Site is surfaced with concrete, except in the equipment storage yard and southern parking lot which are surfaced with compacted gravel, and soil berms that have been constructed around the Site to prevent surface runoff entering from adjacent properties (HLA 1989).

Fomer Romic Environmental
Technologies Corporation
2081 Bay Road
East Palo Alto, California

Romic implemented groundwater extraction and treatment as an IRM to address VOCs in the A- and B-zones. Beginning in May 1993, groundwater was extracted from six wells in the A-zone, and the extracted groundwater was treated by stream stripping and granular activated carbon. In January 2001, ARCADIS initiated two enhanced reductive dechlorination (ERD) pilot tests to evaluate the effectiveness of the ERD technology to reduce VOC contaminant mass at the Site. In February 2005, upon receipt of USEPA approval, the groundwater extraction and treatment system was shut down due to the success of ERD pilot tests.

Based on the results of the pilot tests, the ERD system was expanded in three phases as IRMs, in July and August 2003, September 2005, and August 2007. The IRMs were implemented in three different areas of the Site: in the A-, B-, and C-zones along the site boundary (for off-site migration control); in the A-zone in the southwestern area; and in the B- and C-zones in the central processing area. The remedial objectives are summarized below:

1. Control and minimize plume migration off-site and vertically.
2. Reduce impact of VOCs to surface water from groundwater migration.
3. Perform source control and mass removal in the most impacted "source" areas.

1.2 Report Organization

Quarterly monitoring activities performed during the third and fourth quarters 2010 are discussed in Section 2. Site hydrogeologic conditions are discussed in Section 3. Groundwater monitoring analytical results and summary of the ERD IRMs trends are discussed in Section 4. Surface water monitoring analytical results are discussed in Section 5. Quality assurance/quality control procedures are discussed in Section 6. Activities planned for the next semiannual monitoring period are presented in Section 7.

2.0 Field Activities and Procedures

Field activities conducted during September 2010 (third quarter) and December 2010 (fourth quarter) included the collection of groundwater samples from 49 monitoring wells during the third quarter (annual event) and 28 monitoring wells during the fourth quarter (quarterly event). In addition, samples were collected from four surface water locations (S-2, S-4, S-7, and S-10) within two unnamed sloughs.

As part of the sampling event, former extraction wells EW-1B and EW-2B were sampled to evaluate water quality in the B-zone near existing wells RW-10A and RW-1A, respectively. In addition, wells RW-8A, RW-10A, and RW-12A were sampled quarterly as part of the rebound assessment. However, the following monitoring wells were not sampled during this semi-annual event: RP-11A (free product), RW-19A (hidden under vegetation in slough area), RW-18B (not located for sampling), and RW-20B (free product).

Well RW-19A was located during the fourth quarter event in December 2010 and will be sampled during the semiannual event in March 2011. This well is typically sampled during the annual event in September. The search for RW-18B is continuing with the next step being another attempt to triangulate the well location once the surveyor completes calculating the coordinates for the nearby wells. Currently, there are two other B-zone wells located with 15 feet of RW-18B that are monitored on a quarterly basis (RW-17B) and semiannual basis (RW-8B).

The sampling frequency for the monitoring wells and surface water stations is shown in Table 1. The monitoring wells, piezometers, and surface water sampling locations are shown in Figure 2. Field Water Sampling Logs are presented in Appendix A.

2.1 Water Level Measurements

Water level measurements were collected on September 13 through 15, 2010 (third quarter) and on December 13, 2010 (fourth quarter) from selected A-, B-, C-, and D-zone monitoring wells and piezometers using a depth-to-water meter. Groundwater elevation data is presented in Appendix B.

2.3 Groundwater Monitoring

Groundwater samples were collected on September 13 through 15, 2010 (third quarter) and on December 14 through 16, 2010 (fourth quarter). After water levels were measured, groundwater was purged with the Waterra™ system consisting of

Fomer Romic Environmental
Technologies Corporation
2081 Bay Road
East Palo Alto, California

dedicated high-density polyethylene tubing and a hydrolift. The purge rate was between 300 and 1,000 milliliters per minute to maintain *a stable depth to water, with the total drawdown less than 0.3 foot (3.6 inches)*. During purging activities, field parameters were recorded using the multi-parameter field meter to measure pH, temperature, and specific conductivity. The following indicator field parameters were monitored until stabilization was achieved (stabilization criteria are in parentheses): pH (± 0.1 units), temperature ($\pm 3\%$), specific conductance ($\pm 3\%$), dissolved oxygen (DO; $\pm 10\%$), and oxidation-reduction potential (ORP; ± 10 millivolts). Field parameters were recorded on the Water Sampling Logs (Appendix A) and are summarized in Appendix B.

Fomer Romic Environmental
Technologies Corporation
2081 Bay Road
East Palo Alto, California

All samples were collected into 40-milliliter (mL) vials, placed on ice, and transported to Accutest Laboratory, a California-certified analytical laboratory. All samples were analyzed for VOCs using USEPA Method 8260B. In addition, selected samples were analyzed for total organic carbon (TOC) using Method SM5310B, and dissolved gases (ethane, ethene, and methane) using Method AM20GAX.

Water generated during the purging of the wells was temporarily stored on site in 55-gallon drums and disposed of by Bay Enterprises.

2.4 Surface Water Monitoring

Surface water samples were collected from the surface water stations S-2, S-4, S-7, and S-10, located in the unnamed northern and eastern sloughs (Figure 2), during the third and fourth quarter sampling events. Samples were obtained by collecting water from the center of the slough in a glass container attached to an extension pole. The water was then transferred into 40-mL vials, placed on ice, and transported to Accutest for VOC analysis using USEPA Method 8260B.

3.0 Groundwater Hydrology

Groundwater elevation data for the third and fourth quarters 2010 are summarized in Appendix B. Groundwater elevation maps for the A-, B-, and C-zones for each quarterly event are presented in Figures 3 through 8. No figures are presented for the D-zone.

Contours of the groundwater elevations were not prepared. The general groundwater flow directions are indicated and they are consistent with previous monitoring events.

3.1 A-Zone

The A-zone is composed of interbedded clays, sands, and gravels. The sand and gravel interval, and the overlying fill, range in thickness from 7.5 to 21 feet. For conceptual purposes, the A-zone and the fill zone are located approximately from ground surface to 22 feet below ground surface (bgs). The A-zone is underlain by a discontinuous clay horizon (A/B aquitard), approximately 4 to 13 feet thick.

Currently, there are 26 A-zone wells at the Site. Groundwater elevations at each monitoring well in the A-zone during the September and December 2010 monitoring events are presented in Figures 3 and 4, respectively. Groundwater elevations ranged from 2.06 feet mean sea level (msl) to 5.23 feet msl in September 2010 and 2.22 feet msl to 7.68 feet msl in December 2010. Groundwater flow in the A-zone is primarily to the northeast towards the sloughs.

3.2 B-Zone

The B-zone is semi-confined and composed of a sequence of fine sands and silts with minor localized clay lenses. The unit is approximately 5 to 27 feet thick and is underlain by a clay unit (B/C aquitard), which is approximately 3 to 22 feet thick. For conceptual purposes, the B-zone is located approximately 22 to 60 feet bgs.

Currently, there are 17 B-zone wells at the Site. Groundwater elevations at each monitoring well in the B-zone during the September and December 2010 monitoring events are presented in Figures 5 and 6, respectively. Groundwater flow in the B-zone is primarily to the east-northeast towards the sloughs.

Fomer Romic Environmental
Technologies Corporation
2081 Bay Road
East Palo Alto, California

3.3 C-Zone

The C-zone is confined and consists of poorly- to well-sorted sands, silty sands, and clays. The unit is approximately 13 to 25 feet thick and is underlain by a regional aquitard (C/D aquitard), which is more than 80 feet thick. For conceptual purposes, the C-zone is located between 60 and 80 feet bgs.

Currently, there are 14 C-zone wells at the Site. Groundwater elevations at each monitoring well in the C-zone during September and December 2010 monitoring events are presented in Figures 7 and 8, respectively. Groundwater flow in the C-zone is primarily to the east-northeast towards the sloughs.

3.4 D-Zone

The D-zone is separated from the C-zone by approximately 80 feet of dense clays and silts and is first encountered at a depth of approximately 160 feet bgs. This zone is confined and composed of approximately 30 feet of fine to coarse sands, gravels, and minor clay lenses. Monitoring well RW-16D is the only well installed in the D-zone.

Fomer Romic Environmental
Technologies Corporation
2081 Bay Road
East Palo Alto, California

4.0 Groundwater Quality

The VOC analytical results in the A-, B-, and C-zones are shown on Figures 9 through 12. Analytical results for the third and fourth quarter 2010 sampling events are summarized in Appendix C along with historical data. Copies of laboratory analytical reports for the third and fourth quarters are provided in Appendix D.

Fomer Romic Environmental
Technologies Corporation
2081 Bay Road
East Palo Alto, California

Based on the distribution of VOCs in groundwater and historical land uses, the facility can be divided into three general source areas: (1) the former pond area beneath the northern drum storage buildings; (2) the process area in the center of the facility; and (3) the southwestern portion of the facility, which was purchased by Romic in the late 1980s, but has never been used by Romic for the handling and management of chemicals (Figure 2). Discussions of the general distribution of VOCs in groundwater at each of the facility areas are presented in the following sections.

The highest frequency of chemical detections is associated with the processing area. In general, the concentration of VOCs is relatively consistent between monitoring events, though fluctuations have been observed. Most of the reductions in concentrations are at wells affected by the ERD IRMs. Data trends related to the ERD IRMs are summarized in Section 4.4 and the graphs are provided in Appendix E. General discussions of the analytical results for the wells sampled are divided into the three general source areas below.

4.1 Former Pond Area

Groundwater monitoring around the former pond area is conducted by sampling a total of 16 on-site and off-site wells (includes extraction well EW-1B). Specifically, six A-zone wells, five B-zone wells, and four C-zone wells are sampled. The former pond area wells and their hydraulic locations with respect to the former pond area are presented in Table 2. The VOC analytical results in the A-, B-, and C-zones are shown on Figures 9 through 11.

4.2 Process Area

Groundwater monitoring of the process area and vicinity is conducted by sampling a total of 29 on-site and off-site wells (includes extraction well EW-2B). Specifically, 10 A-zone wells, 10 B-zone wells, and nine C-zone wells are sampled. The process area wells and their hydraulic locations with respect to the process area are presented in Table 2. The VOC analytical results in the A-, B-, and C-zones are shown in Figures 9 through 11.

4.3 Southwestern Area

Groundwater monitoring of the southwest area and vicinity is conducted by sampling a total of nine on-site wells. Specifically, five A-zone wells, two B-zone wells, one C-zone well, and one D-zone well are sampled. The southwestern area wells and their locations with respect to the southwestern area are presented in Table 2. The VOC analytical results in the A-, B-, and C-zones are shown in Figures 9 through 11.

Fomer Romic Environmental
Technologies Corporation
2081 Bay Road
East Palo Alto, California

4.4 Summary of the ERD IRM Groundwater Trends

This section discusses the ERD performance of the two 2001 pilot tests and the three phases of ERD IRMs which were initiated in July and August 2003, March 2005, and August 2007. From February 2001 through December 2010, up to 29 ERD injections and 42 ERD performance monitoring events have been performed. Table 3 highlights the ERD primary indicators, major data trends for each of the main VOCs, and changes in data trends for each performance monitoring well. Appendix E provides the trend charts for the ERD primary indicators.

The primary indicator parameters highlighted in Table 3 are as follows:

- **pH measurement** is critical to a proper understanding of the prevailing geochemistry environment. Ideally, pH should be greater than 5.5 for optimal microbial population growth. If pH has decreased to below optimal level due to excessive fermentation of the injected carbohydrate solution, then the carbohydrate solution concentration should be reduced.
- **Injections and associated TOC levels** are critical to evaluating whether sufficient TOC levels (greater than 50 milligrams per liter [mg/L]) are being distributed to the VOC-impacted areas. As with this site and most other sites, there is a direct correlation between sufficient TOC levels and the rate of dechlorination.
- **Methane production** is the consequence of a series of metabolic interactions among various groups of microbes. Methane increase to greater than 1,000 mg/L demonstrates the development of strongly reducing conditions. Review of the data trends shows a clear correlation between increase in methane levels and reductive dechlorination of the VOCs.

- **Chlorinated VOCs and ethene levels** show the concentration trends of the main VOCs and their degradation products. Ethene is one of the main harmless byproducts of the reductive dechlorination process.

Fomer Romic Environmental
Technologies Corporation
2081 Bay Road
East Palo Alto, California

For each of the main VOCs, Table 3 summarizes the baseline concentrations (prior to the first ERD injection event), maximum concentrations observed, and the most recent concentration. This summary highlights the major changes from baseline event to the current conditions. In addition, Table 3 notes new data trends or changes from previous monitoring events.

Summary of well performance are presented below:

- Currently, there are 20 ERD performance wells (5 A-zone wells, 10 B-zone wells, 5 C-zone wells) monitored for VOCs and ERD parameters (total organic carbon [TOC], methane, ethene, and ethane) at all the IRMs (Table 3).
- Of the 20 wells, 6 wells are associated with the pilot tests, 11 wells are associated with the Existing Off-Site Migration Control IRM, and 3 are associated with the Additional Source Area IRM.
- Of the 6 wells at the pilot tests, 3 wells (RW-15A, RW-26A, and RW-18B) show significant reduction and most concentrations are near or below MCLs. In Table 3, the remaining 3 wells (RW-27A, RW-8B, and RW-17B) show fluctuating concentrations and this performance is mainly due to low TOC (below 50 mg/L) at the wells (Table 3).
- Of these 11 wells at Existing Off-Site Migration Control IRM, 8 wells (RW-2A, RW-2B, RW-5B, RW-5C, RW-17C, RW-20C, RW-21C, and RW-29A) show significant reduction and most concentrations are near or below MCLs. In Table 3, 3 of these wells (RW-20C, RW-21C, and RW-29A) do not have recent values for TOC and methane. These wells have concentrations near or below MCLs or detection limits; therefore, analyses for TOC and methane were discontinued. The remaining 3 wells (RW-19B, RW-21B, and RW-22B) show fluctuating concentrations in the Existing Off-Site Migration Control IRM. This performance is mainly due to low TOC (below 50 mg/L) at the wells (Table 3).
- Of the 3 wells at the Additional Source Area IRM, 1 well (RW-10C) shows significant reduction and most concentrations are near or below MCLs. In Table 3,

the remaining 2 wells (EW-1B and EW-2B) show fluctuating concentrations and this performance is mainly due to low TOC (below 50 mg/L) at the wells (Table 3).

To improve the performance of the mainly B-zone wells (RW-27A, RW-8B, RW-17B, RW-19B, RW-21B, RW-22B, EW-1B, and EW-2B), a scope of work was developed to enhance performance of the all the IRMs with regards to the injection program (ARCADIS, 2010). The scope of work is bulleted below

- Increase injection volumes from 250 gallons up to 750 gallons per injection point
- Increase injection solution from 1:20 to 1:10 concentration
- Perform injections on a quarterly basis

For the rest of the A- and C-zone IRMs, the current injection program will remain the same (250 gallons of a 1:20 solution concentration) and will be completed on a semiannual basis.

Fomer Romic Environmental
Technologies Corporation
2081 Bay Road
East Palo Alto, California

5.0 Surface Water Samples

Surface water samples were collected from stations S-2, S-4, S-7, and S-10 during the third and fourth quarter 2010 monitoring events. Station S-2 monitors water quality in the eastern unnamed slough adjacent to the former pond area. Station S-4 monitors the water quality downstream of the Romic facility. Station S-7 monitors the water quality upstream of the facility along the northern unnamed slough. Station S-10 monitors the water quality upstream of the facility along the eastern unnamed slough.

The surface water analytical results from the third and fourth quarters are summarized in Appendix C. Distribution of VOCs in surface water samples is shown in Figure 12.

Fomer Romic Environmental
Technologies Corporation
2081 Bay Road
East Palo Alto, California

6.0 Quality Assurance/Quality Control

Field Quality Control (QC) samples and selected laboratory Quality Assurance/Quality Control (QA/QC) data were evaluated to assess the acceptability of the analytical results. Laboratory QA/QC results are included with the laboratory analytical reports in Appendix D. Holding times and internal laboratory quality control data, including surrogate, laboratory control sample (LCS), and matrix spike recoveries, and laboratory and field duplicate results, are within control limits except as summarized below. During the third quarter, duplicate samples were collected from wells RW-14B, RW-2B, RW-2A, and RW-8B. During the fourth quarter, duplicate samples were collected from wells RW-20C, RW-4A, and RW-19B.

Fomer Romic Environmental
Technologies Corporation
2081 Bay Road
East Palo Alto, California

6.1 Holding Times

The EPA-recommended holding time for preserved (pH < 2) VOC samples is fourteen days and seven days for aromatic hydrocarbons in unpreserved VOC samples (pH > 2). All holding times were met.

6.2 Trip Blank, Field Blank, and Laboratory Method Blank Results

Trip blanks consisted of 40-mL vials filled with laboratory grade deionized water at the laboratory and transported in the same cooler as the groundwater sample bottles. Appendix C summarizes the results of the trip blank analyses.

Summary of findings are listed below:

- Target compounds were not detected in the trip blanks. Iron was detected in the laboratory method blanks; however, data qualification was unnecessary because the associated sample concentrations of iron were greater than five times the blank concentrations.
- Carbon disulfide was detected at 2.5 µg/L in the 9/14/10 field blank in sample delivery group (SDG) C12512. The associated sample detections for carbon disulfide that are less than five times the blank concentration have been qualified as not detected ("UB").

6.3 Field Duplicate Samples

Duplicate samples collected in the field and analyzed at the same laboratory are a means to provide additional QA/QC. Calculation of the relative percent difference

(RPD) between the duplicate samples provides insight into the precision of sample collection technique. Because small differences between values near detection limits can produce large RPDs, and because of questionable reliability of detections at or near reporting limits, RPDs are generally evaluated quantitatively for duplicate sample pairs where analytes are detected at greater than five times the reporting limit in either of the primary and duplicate analyses. In other cases, RPDs are evaluated qualitatively by inspection. Table 4 summarizes the RPDs for the first and second quarter 2010 sampling events. RPDs were less than the 50% QC acceptance limit.

Fomer Romic Environmental
Technologies Corporation
2081 Bay Road
East Palo Alto, California

6.4 Matrix Spike/Matrix Spike Duplicate Samples (MS/MSD)

MS/MSD data are used to assess the precision and accuracy of the analytical method. The analytes used to perform the MS/MSD analysis must exhibit recoveries within the laboratory-established acceptance limits. The relative percent difference (RPD) between the MS/MSD recoveries must be within the laboratory-established acceptance limits. The MS/MSD recovery control limits do not apply for MS/MSDs performed on sample locations where the analyte concentration detected in the parent sample exceeds the MS/MSD spiking concentration by a factor of four or greater. Qualification for MS/MSD exceedances where the parent sample is not site-specific are not warranted.

Sample locations RW-16C, RW-21C, RW-6A, and RW-8C were used in the third quarter VOC MS/MSD analyses. The results met the QC acceptance criteria. Sample locations RW-21C, RW-2C, and RW-5A were used in the fourth quarter VOC MS/MSD analyses. Recoveries for acetone, 1,2-dibromo-3-chloropropane, 2-hexanone, 4-methyl-2-pentanone, methyl ethyl ketone, and 1,1,2,2-tetrachloroethane were above the upper control limit in the RW-5A MS/MSD analysis. Data qualification is unnecessary because the MS/MSD bias is high and these compounds were not detected in RW-5A.

6.5 Laboratory Control Samples (LCS)

The LCS analysis is used to assess the accuracy of the analytical method independent of matrix interferences. The compounds associated with the LCS analysis must exhibit a percent recovery within the laboratory-established acceptance limits. Several LCS analyses exhibited recoveries that were greater than the upper control limit for acetone. No sample results warranted qualification because the LCS bias is high and acetone was not detected above the reporting limits in the associated samples.

6.6 Surrogate Recoveries

All samples to be analyzed for organic compounds are spiked with surrogate compounds prior to sample preparation to evaluate overall laboratory performance and efficiency of the analytical technique. VOC analysis requires that all surrogates associated with the analysis exhibit recoveries within the laboratory-established acceptance limits. All surrogate recoveries were within control limits.

Fomer Romic Environmental
Technologies Corporation
2081 Bay Road
East Palo Alto, California

7.0 Work Planned For Next Reporting Period

Work planned for the next reporting period includes, but is not limited to, the following:

- Implement the field work in accordance with the approved Work Plan for 2011 Expansion of the Groundwater Interim Remedial Measures, dated December 17, 2010 (ARCADIS, 2010)
- Finalize the Site-Wide Sampling and Analysis Plan
- Continue the ERD IRM remediation programs with the modified injection program for the B-zone IRMs and the current injection program for the rest of the A- and C-zone IRMs
- Complete quarterly water level measurements
- Complete groundwater and surface water sampling and analysis in the frequency specified by ARCADIS' Monitoring Plan, dated April 24, 2003.

Fomer Romic Environmental
Technologies Corporation
2081 Bay Road
East Palo Alto, California

8.0 References

Administrative Consent Order (RCRA-09880015, December 8, 1988) between the United States Environmental Protection Agency (USEPA) and Romic.

ARCADIS 2001. Monitoring Plan, Romic Environmental Technologies, Inc. June 4.

_____ 2003. Revised Monitoring Plan, Romic Environmental Technologies, Inc. April 24.

_____ 2010. Work Plan for 2011 Expansion of the Groundwater Interim Remedial Measures. December 17.

Conor Pacific/EFW/Henshaw 1999. Comprehensive RCRA Facility Investigation Report. March 31.

Erler & Kalinowski Inc., 2008. Groundwater Monitoring Well Destruction Report, 151 Tara Road, East Palo Alto, California. April 28.

HLA 1989. Description of Current Conditions RCRA Facility Investigation Romic Chemical Corporation, East Palo Alto, California. December 6.

Fomer Romic Environmental
Technologies Corporation
2081 Bay Road
East Palo Alto, California

Table 1
Well Monitoring Schedule
 Former Romic Environmental Technologies Corporation
 East Palo Alto, California
 Groundwater Monitoring Report

Sampling Location	Monitoring Station	Sampling Frequency	Sampling Location	Monitoring Station	Sampling Frequency
A-Zone Wells	RW-1A	Semiannual	B-Zone Wells	RW-2B	Quarterly
	RW-2A	Quarterly		RW-3B	Annually
	RW-3A	Semiannual		RW-4B	Annually
	RW-4A	Quarterly		RW-5B	Quarterly
	RW-5A	Quarterly		RW-7B	Semiannual
	RW-6A	Semiannual		RW-8B	Semiannual
	RW-7A	Annually		RW-11B	Semiannual
	RW-8A	Quarterly		RW-14B	Annually
	RW-9A	Semiannual		RW-16B	Semiannual
	RW-10A	Quarterly		RW-17B	Quarterly
	RW-11A	Semiannual		RW-18B	Quarterly
	RW-12A	Quarterly		RW-19B	Quarterly
	RW-13A	Semiannual		RW-20B	Quarterly
	RW-14A	Annually		RW-21B	Quarterly
	RW-15A	Semiannual		RW-22B	Quarterly
abandoned	RW-16A	Semiannual	EW-1B	Quarterly	
	RW-17AR2	Semiannually	EW-2B	Quarterly	
	RW-18A	Annually	C-Zone Wells	RW-2C	Quarterly
	RW-19A	Annually		RW-3C	Annually
abandoned	RW-23AR	Semiannual		RW-4C	Annually
abandoned	RW-24A	Annually		RW-5C	Quarterly
abandoned	RW-25A	Annually		RW-7C	Annually
	RW-26A	Quarterly		RW-8C	Semiannual
	RW-27A	Quarterly		RW-10C	Quarterly
	RW-28A	Quarterly		RW-11C	Semiannual
	RW-29A	Quarterly		RW-16C	Semiannual
				RW-17C	Quarterly
			RW-18C	Quarterly	
			RW-19C	Quarterly	
			RW-20C	Quarterly	
			RW-21C	Quarterly	
			D-Zone Wells	RW-16D	Annually
			Surface Water Stations	S-2	Quarterly
				S-4	Quarterly
				S-7	Quarterly
				S-10	Quarterly

Notes:

1. Depth-to-water measurements will be collected at all stations on a quarterly basis in March, June, September, and December.
2. Total depth of well will be measured on an annual basis (during the third quarter) in September.
3. Semiannual samples collected first and third quarters in March and September.
4. Annual samples collected third quarter in September.
5. Highlighted wells are compliance point boundary wells.

Table 2
Monitoring Well Locations Within General Source Areas
 Former Romic Environmental Technologies Corporation
 East Palo Alto, California
 Groundwater Monitoring Report

General Source Areas	Number of Wells	Upgradient Wells	Crossgradient Wells	Downgradient Wells
Former Pond Area	18	RW-17AR2, RW-18A, and RW-25A	RW-11A, RW-11B, EW-1B, RW-11C, RW-28A, RW-20B, and RW-19C	RW-2A, RW-2B, RW-2C, RW-4A, RW-4B, RW-4C, RW-19A, and RW-29A
Process Area	31	RW-3A, RW-3B, RW-3C, RW-23AR and RW-24A	RW-1A, RW-8A, RW-8B, RW-8C, RW-9A, RW-10A, RW-12A, RW-13A, RW-17B, RW-18B, RW-10C, RW-18C and EW-2B	RW-5A, RW-5B, RW-5C, RW-6A, RW-7A, RW-7B, RW-7C, RW-19B, RW-17C, RW-21B, RW-22B, RW-20C, and RW-21C
Southwestern Area	9	RW-16A, RW-16B, RW-16C, and RW-16D	RW-15A, RW-26A, and RW-27A	RW-14A and RW-14B

Table 3
Highlights of the ERD IRM Program Data and Trends
Former Romco Environmental Technologies Corporation
East Palo Alto, California
Groundwater Monitoring Report

Data Summary through: September 2010 - Annual Event							PCE			TCE			cDCE			VC			Ethene			Comments
ERD Programs	Performance Well ID	Baseline Sampling Date	First Injection Date	Latest pH between 5.5 to 8?	Latest TOC greater than 50 mg/L?	Latest Methane greater than 1,000 µg/L?	Baseline (µg/L)	Max (µg/L)	Latest (µg/L)	Baseline (µg/L)	Max (µg/L)	Latest (µg/L)	Baseline (µg/L)	Max (µg/L)	Latest (µg/L)	Baseline (µg/L)	Max (µg/L)	Latest (µg/L)	Baseline (µg/L)	Max (µg/L)	Latest (µg/L)	
2001 A-Zone ERD Pilot Test	RW-15A	2/8/2001	2/21/2001	Yes	Yes	Yes	<20	<20	<1	940	1,600 (6/2003)	1.2	48	330 (6/2003)	17.6	<20	150 (6/2007)	55.5	0.13	39 (3/2004)	7.6	Concentrations were reduced since 2004.
	RW-26A	2/8/2001	2/21/2001	Yes	Yes	Yes	<20	<20	<1	1,200	1,700 (9/2001)	0.52 J	120	750 (6/2003)	2.6	<20	190 (9/2004)	1.5	ND	53 (6/2003)	0.19	Concentrations were reduced since 2005.
	RW-27A	2/8/2001	2/21/2001	Yes	No	No	<20	<20	<20	2,600	2,600 (2/2001)	1,260	130	2,000 (6/2002)	1,730	<29	400 (6/2006)	92.3	0.86	52 (12/2003)	2.5	Concentrations continue to fluctuate.
2002 B-Zone ERD Pilot Test	RW-8B	2/8/2001	2/21/2001	Yes	No	Yes	660	3,300 (9/2004)	<400	9,400	10,000 (9/2004)	<400	1,900	24,000 (12/2005)	7,860	88	16,000 (9/2006)	17,200	15	6,600 (9/2008)	5,100	Concentrations of PCE and TCE are low, while cDCE, VC and Ethene fluctuate.
	RW-17B	2/8/2001	2/21/2001	Yes	No	Yes	1,400	1,400 (2/2001)	42.5 J	7,300	7,300 (2/2001)	611	1,600	26,000 (12/2003)	4,340	100	7,000 (1/2003)	1,330	18	2,300 (9/2009)	2,100	Concentrations have decreased since June 2007, but begin to fluctuate slightly after March 2009 with the decrease in TOC.
	RW-18B	2/8/2001	2/21/2001	Yes	Yes	Yes	300	310 (3/2001)	<25	8,300	8,300 (2/2001)	<25	1,400	16,000 (6/2001)	<25	82	9,400 (2/2003)	<25	15	3,400 (6/2004)	76	Concentrations were reduced since 2005.
2003 ERD IRM - Phase I (Off-Site Migration Control)	RW-2A	6/18/2003	9/4/2003	Yes	Yes	Yes	<500	<500	<10	<500	<500	<10	8,100	21,000 (9/2003)	<10	13,000	24,000 (9/2003)	19.1	NA	8100 (12/2003)	1,800	Concentrations were reduced since 2004.
	RW-2B	6/18/2003	9/4/2003	Yes	Yes	Yes	<500	<500	<2.0	1,870	3,900 (6/2002)	2	4,910	8,800 (9/2003)	2.5	3,100	8,800 (9/2001)	4.7	NA	2,500 (12/2003)	2,100	Concentrations were reduced since 2004.
2005 ERD IRM - Phase II (Off-Site Migration Control)	RW-5B	3/30/2005	4/20/2005	Yes	Yes	Yes	810	1,200 (8/2003)	<10	13,000	20,000 (8/2003)	9.4 J	31,000	41,000 (8/2005)	134	20,000	34,000 (3/2007)	357	10,000	16,000 (9/2006)	5,100	VOCs have decreased since March 2007, although fluctuated as TOC decreases.
	RW-5C	3/30/2005	4/20/2005	Yes	Yes	Yes	<25	<25	<1	860	3,700 (3/2004)	3.2	940	2,600 (6/2004)	3.5	<25	580 (12/2006)	<1.0	13	13 (3/2005)	<0.025	Concentrations were reduced since 2007.
	RW-17C	3/30/2005	4/20/2005	Yes	Yes	Yes	<5,000	<5,000	<2.0	250,000	250,000 (3/2005)	4.1	<5,000	410 (12/2005)	3.8	<5,000	4,100 (9/2006)	3.5	13	8,300 (3/2007)	1,300	Concentrations were reduced since 2007.
	RW-19B	3/30/2005	4/20/2005	Yes	No	Yes	<1,000	1,300 (6/2005)	<200	9,600	9,600 (3/2005)	315	22,000	31,000 (12/2005)	10,700	12,000	24,000 (9/2006)	6,690	7,500	14,000 (3/2008)	13,000	VOCs decrease when TOC increase. TOC is currently less the 50 µg/L.
2005 ERD IRM - Phase II (Additional Source Areas)	EW-1B	3/31/2005	4/20/2005	Yes	No	No	<1,000	1,900 (9/2006)	<200	<1,000	16,000 (9/2006)	<200	39,000	89,000 (9/2006)	10,000	11,000	29,000 (9/2008)	14,500	4,900	78,300 (7/2009)	6,800	Concentrations of PCE and TCE are low, while cDCE, VC and Ethene fluctuate.
	EW-2B	3/31/2005	4/20/2005	Yes	No	Yes	<500	2,700 (3/2007)	1,160	850	29,000 (3/2007)	19,600	28,000	110,000 (3/2008)	64,200	5,400	49,000 (9/2008)	19,400	880	8,900 (3/2010)	8,200	Yes - large increases in degradation products.
	RW-10C	3/31/2005	4/20/2005	Yes	Yes	Yes	<500	33 (3/2006)	<1	1,800	10,000 (6/2004)	1.1	1,900	7,400 (8/2005)	13.6	760	12,000 (6/2006)	10.8	69	1,300 (3/2007)	200	Concentrations were reduced since 2007.
2007 ERD IRM - Phase III (Off-Site Migration Control)	RW-20C	8/12/2007	8/30/2007	No	---	---	1.9	1.9 (9/2007)	0.56 J	17	17 (9/2007)	10.2	1.8	2.5 (3/2008)	1.3	1.7	2.8 (12/2007)	3.8	1.4	2.7 (9/2007)	---	Concentrations continue to be low.
	RW-21B	8/12/2007	8/30/2007	Yes	No	Yes	280	280 (8/2007)	21.0 J	1,700	1,700 (8/2007)	108	6,200	6,400 (12/2007)	1,810	7,300	8,300 (9/2008)	3,230	3,200	3,200 (8/2007)	3,200	Concentrations of PCE and TCE are decreasing, while cDCE and VC fluctuate
	RW-21C	8/12/2007	8/30/2007	Yes	---	---	<0.5	<0.5	<1.0	1.2	2 (9/2007)	<1.0	<0.5	<0.5	<1.0	<0.5	<0.5	<1.0	0.21	0.4 (9/2007)	---	Concentrations continue to be low.
	RW-22B	8/12/2007	8/30/2007	Yes	No	No	<5	<5	<50	1,100	1,100 (8/2007)	74.9	280	2,000 (3/2008)	368	36	3,100 (9/2008)	950	6	6 (8/2007)	260	Concentrations of TCE are decreasing while degradation products are increasing.
	RW-29A	8/12/2007	8/30/2007	Yes	---	---	1.8	1.8 (8/2007)	<2	0.97	1.6 (9/2007)	<2	1.1	1.6 (9/2007)	<2	3.1	46 (9/2007)	<2	59	580 (9/2007)	---	Concentrations continue to be low.

Notes
TOC Total Organic Compound
PCE Tetrachloroethene
TCE Trichloroethene
cDCE cis-1,2-Dichloroethene
VC Vinyl Chloride
mg/L milligrams per liter
µg/L micrograms per liter

Table 4
Duplicate Analytical Results Third and Fourth Quarter 2010
 Romco Environmental Technologies Corporation
 East Palo Alto, California
 Groundwater Monitoring Report

	Sample Location Sample Date	RW-2A 9/15/2010	RW-2A (dup) 9/15/2010	RPD	RW-28A 9/15/2010	RW-28A (dup) 9/15/2010	RPD	RW-2B 9/15/2010	RW-2B (Dup) 9/15/2010	RPD	RW-8B 9/15/2010	RW-8B (Dup) 9/15/2010	RPD	RW-14B 9/14/2010	RW-14B (Dup) 9/14/2010	RPD	RW-20C 12/15/2010	RW-20C (Dup) 12/15/2010	RPD	RW-4A 12/15/2010	RW-4A (Dup) 12/15/2010	RPD	RW-19B 12/16/2010	RW-19B 12/16/2010	RPD
Benzene	(µg/L)	37.4	51.2	31.2%	251	246	2.0%	54.2	54.4	0.4%	<400	<400	N/A	<1.0	<1.0	N/A	<1.0	<1.0	N/A	131	140	6.6%	<200	<200	N/A
Chlorobenzene	(µg/L)	414	565	30.8%	435	451	3.6%	192	196	2.1%	<400	<400	N/A	<1.0	<1.0	N/A	1.6	1.6	0.0%	48.9	55.4	12.5%	466	420	10.4%
Chloroethane	(µg/L)	<20	19.7	N/A	<200	<200	N/A	<2.0	<2.0	N/A	<400	<400	N/A	<1.0	<1.0	N/A	<1.0	<1.0	N/A	59.3	61.8	4.1%	<200	<200	N/A
Chloroform	(µg/L)	<20	<10	N/A	<200	<200	N/A	<2.0	<2.0	N/A	809	852	5.2%	<1.0	<1.0	N/A	<1.0	<1.0	N/A	<5.0	<5.0	N/A	<200	<200	N/A
1,2-Dichlorobenzene	(µg/L)	<10	<10	N/A	<200	<200	N/A	2.7	2.8	3.6%	<400	<400	N/A	<1.0	<1.0	N/A	<1.0	<1.0	N/A	<5.0	<5.0	N/A	<200	<200	N/A
1,1-DCA	(µg/L)	67.6	96.1	34.8%	225	211	6.4%	86.4	87.2	0.9%	727	758	4.2%	<1.0	<1.0	N/A	<1.0	<1.0	N/A	65.9	68.4	3.7%	797	662	18.5%
1,2-DCA	(µg/L)	<20	<10	N/A	8,270	8,660	4.6%	6.3	6.5	3.1%	727	758	4.2%	11.6	11.9	2.6%	16.8	15.8	6.1%	<5.0	<5.0	N/A	1,320	1,200	9.5%
1,1-DCE	(µg/L)	<20	<10	N/A	239	251	4.9%	<2.0	<2.0	N/A	<400	<400	N/A	<1.0	<1.0	N/A	23.7	22.8	3.9%	<5.0	<5.0	N/A	<200	<200	N/A
cis-1,2-DCE	(µg/L)	<20	<10	N/A	3,510	3,660	4.2%	2.5	2.5	0.0%	7,410	7,860	5.9%	<1.0	<1.0	N/A	1.5	1.4	6.9%	<5.0	<5.0	N/A	10,900	9,580	12.9%
trans-1,2-DCE	(µg/L)	<20	<10	N/A	3,510	3,660	N/A	2.5	2.5	N/A	<400	128 J	N/A	<1.0	<1.0	N/A	<1.0	<1.0	N/A	6.7	7.2	7.2%	<200	<200	N/A
1,1-Dichloropropene	(µg/L)	<20	<10	N/A	<200	<200	N/A	<2.0	<2.0	N/A	<400	<400	N/A	<1.0	<1.0	N/A	<1.0	<1.0	N/A	<5.0	<5.0	N/A	<200	<200	N/A
Ethylbenzene	(µg/L)	230	324	33.9%	<200	<200	N/A	<2.0	<2.0	N/A	<400	<400	N/A	<1.0	<1.0	N/A	<1.0	<1.0	N/A	25.4	30.1	16.9%	<200	<200	N/A
Isopropylbenzene	(µg/L)	<20	<10	N/A	<200	<200	N/A	<2.0	<2.0	N/A	<400	<400	N/A	<1.0	<1.0	N/A	<1.0	<1.0	N/A	<5.0	<5.0	N/A	<200	<200	N/A
PCE	(µg/L)	<20	<10	N/A	619	638	3.0%	<2.0	<2.0	N/A	<400	<400	N/A	<1.0	<1.0	N/A	1.1	1.2	8.7%	<5.0	<5.0	N/A	<200	<200	N/A
Toluene	(µg/L)	794	864	8.4%	619	638	3.0%	79.4	81.0	2.0%	<400	<400	N/A	<1.0	<1.0	N/A	2.0	1.9	5.1%	94.5	107	12.4%	682	595	13.6%
1,1,1-TCA	(µg/L)	<10	<10	N/A	280	256	9.0%	<2.0	<2.0	N/A	<400	<400	N/A	<1.0	<1.0	N/A	<1.0	<1.0	N/A	<5.0	<5.0	N/A	<200	<200	N/A
1,1,2-TCA	(µg/L)	<10	<10	N/A	1,630	1,640	0.6%	<2.0	<2.0	N/A	<400	<400	N/A	<1.0	<1.0	N/A	12.1	11.8	2.5%	<5.0	<5.0	N/A	<200	<200	N/A
TCE	(µg/L)	<100	<50	N/A	<1,000	<1,000	N/A	<10	<10	N/A	<2,000	<2,000	N/A	<5.0	<5.0	N/A	<5.0	<5.0	N/A	<25	<25	N/A	<1,000	<1,000	N/A
1,2,4-Trimethylbenzene	(µg/L)	<100	<50	N/A	<1,000	<1,000	N/A	<10	<10	N/A	<2,000	<2,000	N/A	<5.0	<5.0	N/A	<5.0	<5.0	N/A	<25	<25	N/A	<1,000	<1,000	N/A
1,3,5-Trimethylbenzene	(µg/L)	<20	<10	N/A	<200	<200	N/A	<2.0	<2.0	N/A	<400	<400	N/A	<1.0	<1.0	N/A	<1.0	<1.0	N/A	<5.0	<5.0	N/A	<200	<200	N/A
Vinyl Chloride	(µg/L)	390	553	34.6%	485	483	0.4%	55.3	56.6	2.3%	<800	<800	N/A	<2.0	<2.0	N/A	<1.0	<1.0	N/A	112	132	16.4%	<1,000	<1,000	N/A
Total Xylenes	(µg/L)	<100	<50	N/A	<1,000	<1,000	N/A	<10	<10	N/A	<2,000	<2,000	N/A	<5.0	<5.0	N/A	<5.0	<5.0	N/A	<25	<25	N/A	<1,000	<1,000	N/A
	Maximum RPD			34.8%			9.0%			3.6%			5.9%			2.6%			8.7%			16.9%			18.5%

Analyzed by US EPA Method 8260 unless otherwise noted.

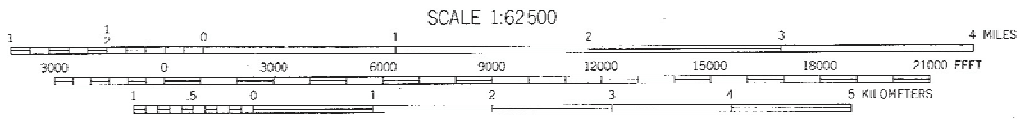
Analysis performed by Sequoia Analytical.

(µg/L) micrograms per liter
 1,1-DCA 1,1-Dichloroethane
 1,2-DCA 1,2-Dichloroethane
 1,1-DCE 1,1-Dichloroethene
 cis-1,2-DCE cis-1,2-Dichloroethene
 trans-1,2-DCE trans-1,2-Dichloroethene
 PCE Tetrachloroethene
 1,1,1-TCA 1,1,1-Trichloroethane
 1,1,2-TCA 1,1,2-Trichloroethane
 TCE Trichloroethene
 < Symbol indicates not detected at or above laboratory detection limit as noted.

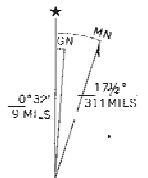
Relative percent difference calculated as: (Primary Result-Duplicate Result)/(Mean of both results)
 In cases where one result returns a non-detection, RPD values were not calculated.

US EPA ARCHIVE DOCUMENT

CITY:(Read) DIV:(GROUP):(Read) DB:(Read) LD:(Op) PIC:(Op) PM:(Read) TM:(Op) LVR:(Op)ON+OFF=REF
 GEN/CAD/Emery/Becht/RC0005 9/00/2/0005/figure 1.dwg LA YOUT: 1 SAVED: 7/31/2011 3:37 PM ACADVER: 18.05 (LMS TECH) PAGESETUP: - PLOTSTYLETABLE: ARCADIS.CTB PLOTTED: 2/7/2011 10:07 AM BY: REYES.ALEC



Contour Interval 80 Feet



UTM GRID AND 1961 MAGNETIC NORTH DECLINATION AT CENTER OF SHEET



QUADRANGLE LOCATION

Reference: U.S.G.S. 15-minute Palo Alto Quadrangle, California.

FORMER ROMIC ENVIRONMENTAL TECHNOLOGIES CORPORATION
 EAST PALO ALTO, CALIFORNIA
**THIRD AND FOURTH QUARTER 2010
 GROUNDWATER MONITORING REPORT**

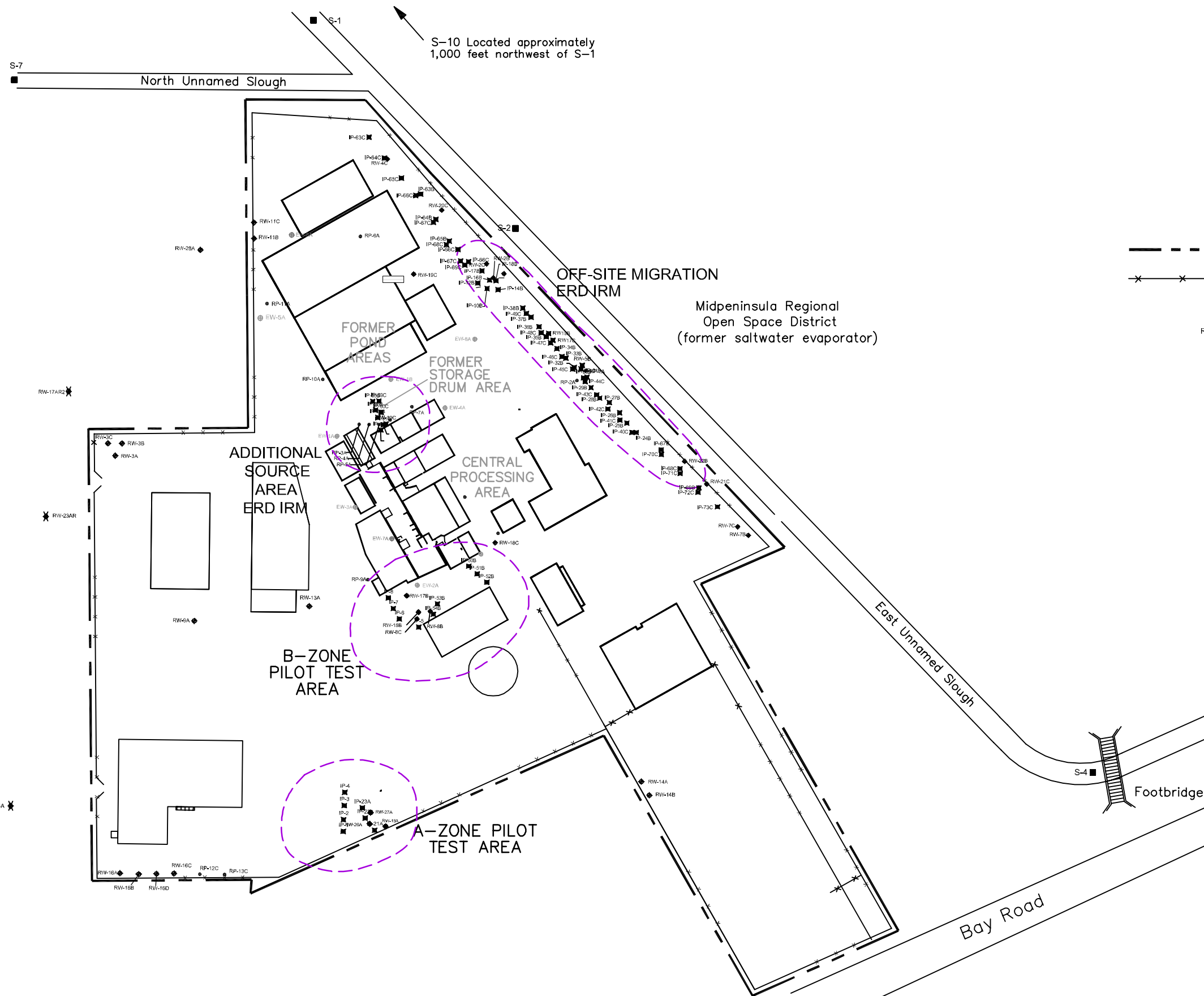
SITE LOCATION MAP



FIGURE

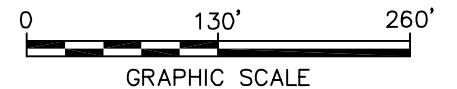
1

CITY: PETALUMA, CA DIV/GROUP: ENV DB: M. CHIU, J. HARRIS LD: PIC: PM: H. VOSSCOTT TM: J. ELY L: RYRORJONF OFF REF: G:\ENV\ACAD\Emery\Reactor\00519001\2000051902.dwg LAYOUT: 2 SAVED: 2/7/2011 5:33 PM ACADVER: 18.05 (LMS TECH) PAGES: 10 PLOT: 10 PLOT DATE: 2/7/2011 10:11 AM BY: REYES, ALEC



EXPLANATION

- ROMIC FACILITY BOUNDARY
- FENCE ENCLOSURE
- RW-5A ◆ MONITORING WELL WITH AQUIFER DESIGNATION
- RW-24A ✕ ABANDONED/DECOMMISSIONED WELL
- EW-8A ⊕ FORMER EXTRACTION WELL WITH AQUIFER DESIGNATION
- RP-2A ● PIEZOMETER WITH AQUIFER DESIGNATION
- IP-5 ■ INJECTION POINT WITH AQUIFER DESIGNATION
- S-2 ■ SURFACE WATER MONITORING POINT



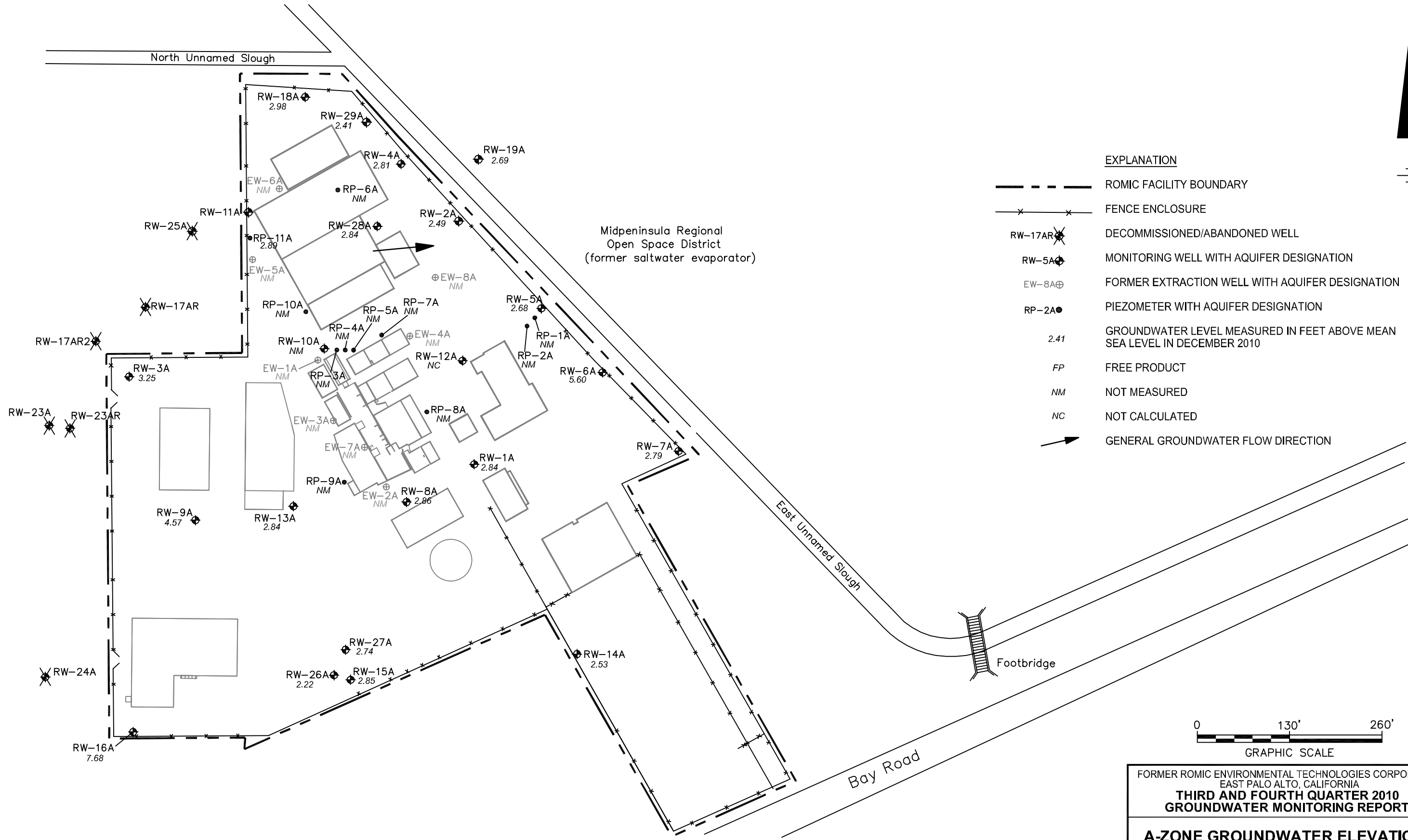
FORMER ROMIC ENVIRONMENTAL TECHNOLOGIES CORPORATION
 EAST PALO ALTO, CALIFORNIA
**THIRD AND FOURTH QUARTER 2010
 GROUNDWATER MONITORING REPORT**

**SITE PLAN - EXISTING WELLS AND
 REMEDIATION AREAS**

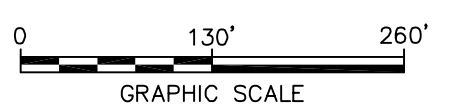


FIGURE
2

CITY: PETALUMA, CA DIV/GROUP: ENV DB: M. CHIU, J. HARRIS LD: PIC: H. VOSCO TT: J. ELY LYR: ROR: JON: OFF: REF: G:\ENV\CAD\Emery\180001\180001\180001\Figs3_4\Azone.dwg LAYOUT: 4 SAVER: 21/2011 4:30 PM ACADVER: 18.05 (LMS TECH) PAGESETUP: PLOTSTYLETABLE: ARCADIS.CTB PLOTTED: 2/7/2011 10:17 AM BY: REYES, ALEC



EXPLANATION	
	ROMIC FACILITY BOUNDARY
	FENCE ENCLOSURE
	DECOMMISSIONED/ABANDONED WELL
	MONITORING WELL WITH AQUIFER DESIGNATION
	FORMER EXTRACTION WELL WITH AQUIFER DESIGNATION
	PIEZOMETER WITH AQUIFER DESIGNATION
2.41	GROUNDWATER LEVEL MEASURED IN FEET ABOVE MEAN SEA LEVEL IN DECEMBER 2010
FP	FREE PRODUCT
NM	NOT MEASURED
NC	NOT CALCULATED
	GENERAL GROUNDWATER FLOW DIRECTION

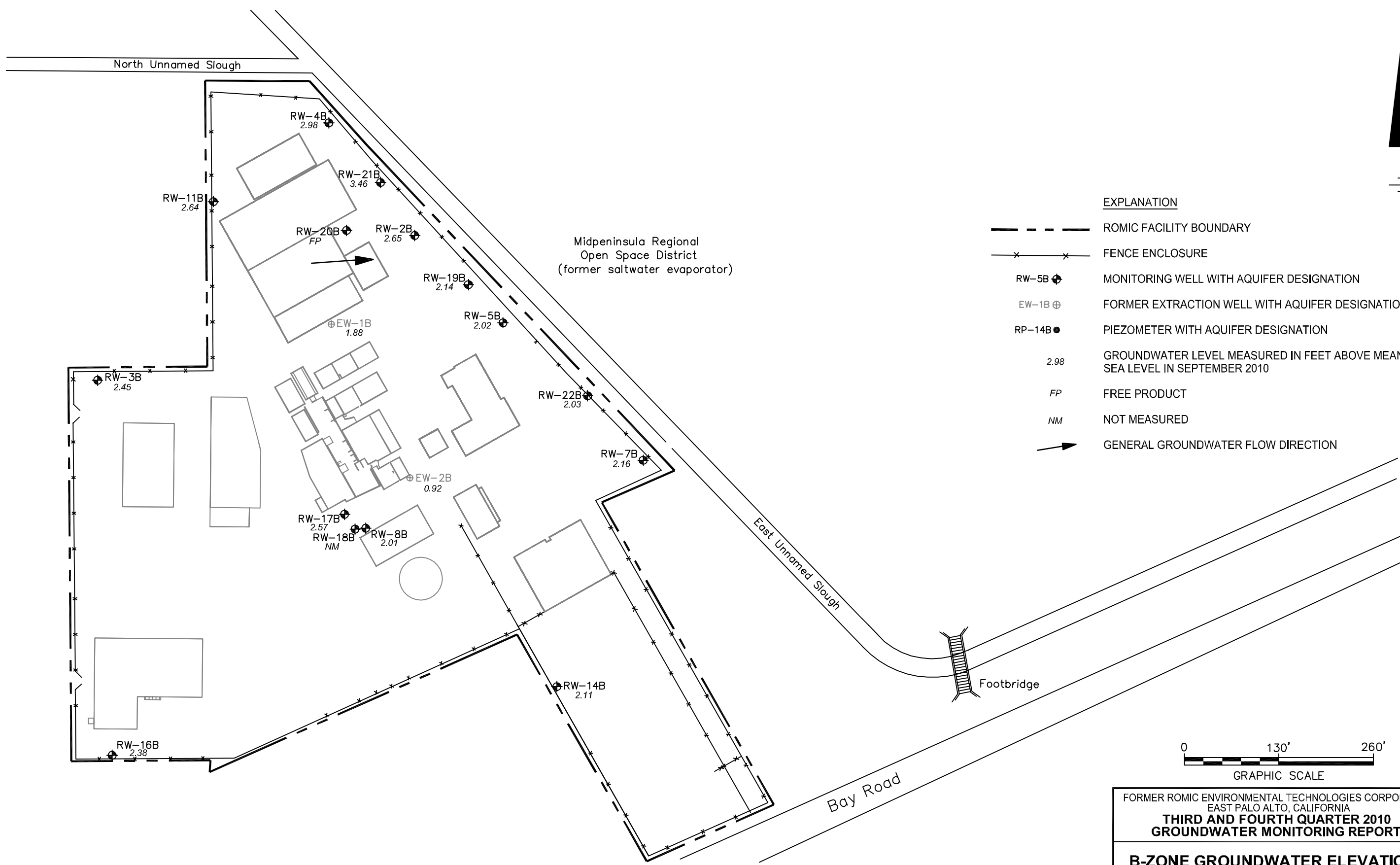


FORMER ROMIC ENVIRONMENTAL TECHNOLOGIES CORPORATION
 EAST PALO ALTO, CALIFORNIA
**THIRD AND FOURTH QUARTER 2010
 GROUNDWATER MONITORING REPORT**

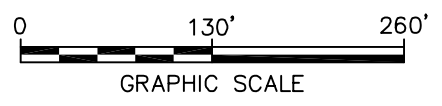
**A-ZONE GROUNDWATER ELEVATIONS
 DECEMBER 2010**



CITY: PETALUMA, CA DIV/GROUP: ENV DB: M. CHIU, J. HARRIS LD: PIC: H. VOSCO TT: J. ELY LYR: ROR: JON: OFF: REF: G:\ENV\CAD\Emery\ReACT\RC000519001\20000519\fig5.6-Bzone.dwg LAYOUT: 5 SAVED: 2/1/2011 4:28 PM ACADVER: 18.0US (LMS TECH) PAGES: 5 PLOTSETUP: -- PLOTSTYLETABLE: ARCADIS.CTB PLOTTED: 2/7/2011 10:29 AM BY: REYES, ALEC



EXPLANATION	
	ROMIC FACILITY BOUNDARY
	FENCE ENCLOSURE
	MONITORING WELL WITH AQUIFER DESIGNATION
	FORMER EXTRACTION WELL WITH AQUIFER DESIGNATION
	PIEZOMETER WITH AQUIFER DESIGNATION
2.98	GROUNDWATER LEVEL MEASURED IN FEET ABOVE MEAN SEA LEVEL IN SEPTEMBER 2010
FP	FREE PRODUCT
NM	NOT MEASURED
	GENERAL GROUNDWATER FLOW DIRECTION



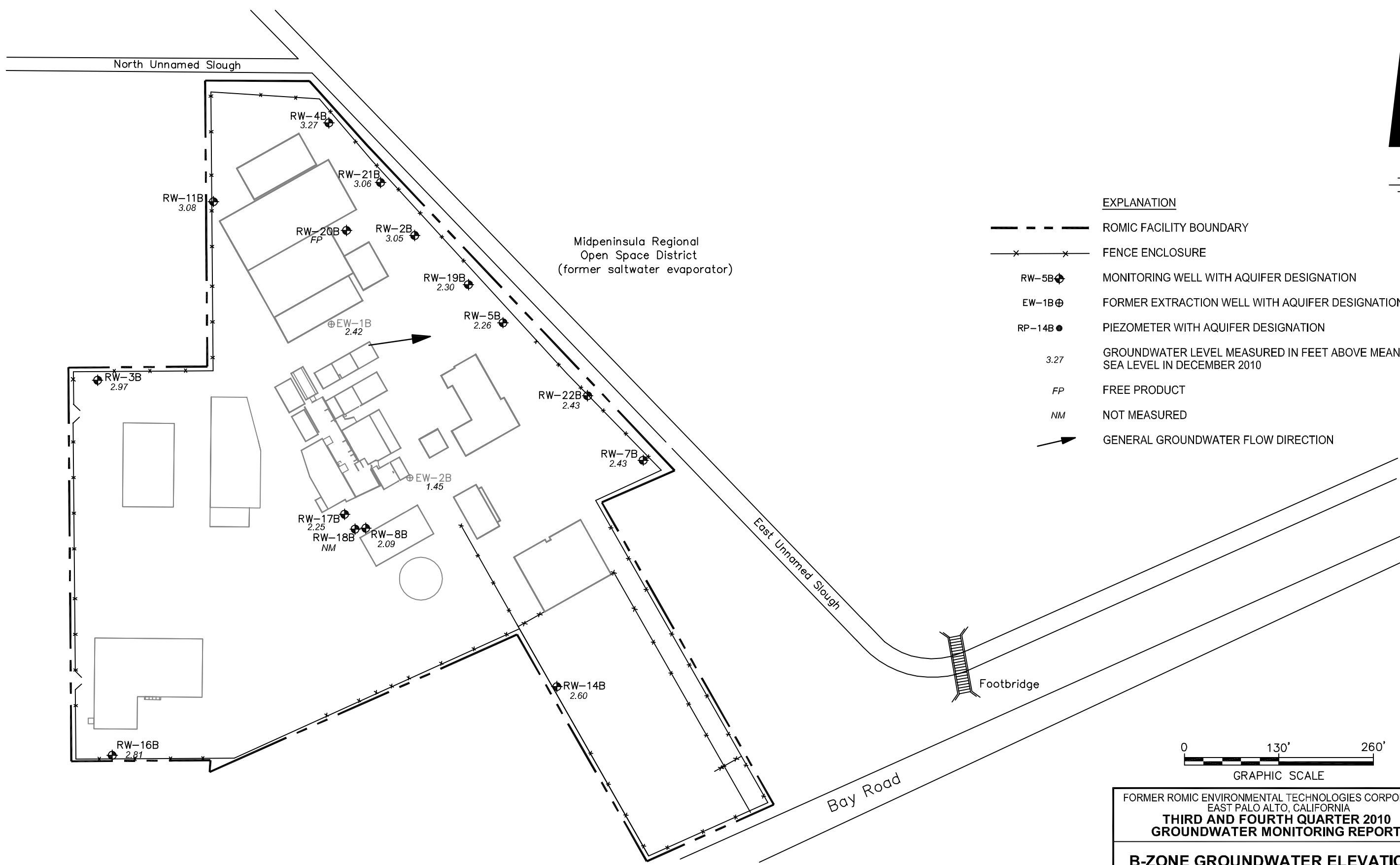
FORMER ROMIC ENVIRONMENTAL TECHNOLOGIES CORPORATION
 EAST PALO ALTO, CALIFORNIA
**THIRD AND FOURTH QUARTER 2010
 GROUNDWATER MONITORING REPORT**

**B-ZONE GROUNDWATER ELEVATIONS
 SEPTEMBER 2010**



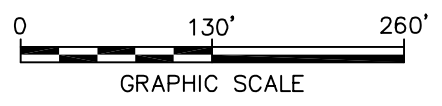
FIGURE
5

CITY: PETALUMA, CA DIV/GROUP: ENV DB: M. CHIU, J. HARRIS LD: PIC: H. VOSSCOTT TM: J. ELY L: YR: 2011 10 31 10 32 AM BY: REYES, ALEC
 G:\ENV\CAD\Energy\ReACT\RCO00519001\201000519001\fig5.6-Bzone.dwg LAYOUT: 6 SAVED: 21/2011 4:28 PM ACADVER: 18.0US (LMS TECH) PAGES: 6 PAGESETUP: 11 PLOTSTYLETABLE: ARCADIS.CTB PLOTTED: 2/7/2011 10:32 AM



EXPLANATION

	ROMIC FACILITY BOUNDARY
	FENCE ENCLOSURE
	MONITORING WELL WITH AQUIFER DESIGNATION
	FORMER EXTRACTION WELL WITH AQUIFER DESIGNATION
	PIEZOMETER WITH AQUIFER DESIGNATION
3.27	GROUNDWATER LEVEL MEASURED IN FEET ABOVE MEAN SEA LEVEL IN DECEMBER 2010
FP	FREE PRODUCT
NM	NOT MEASURED
	GENERAL GROUNDWATER FLOW DIRECTION

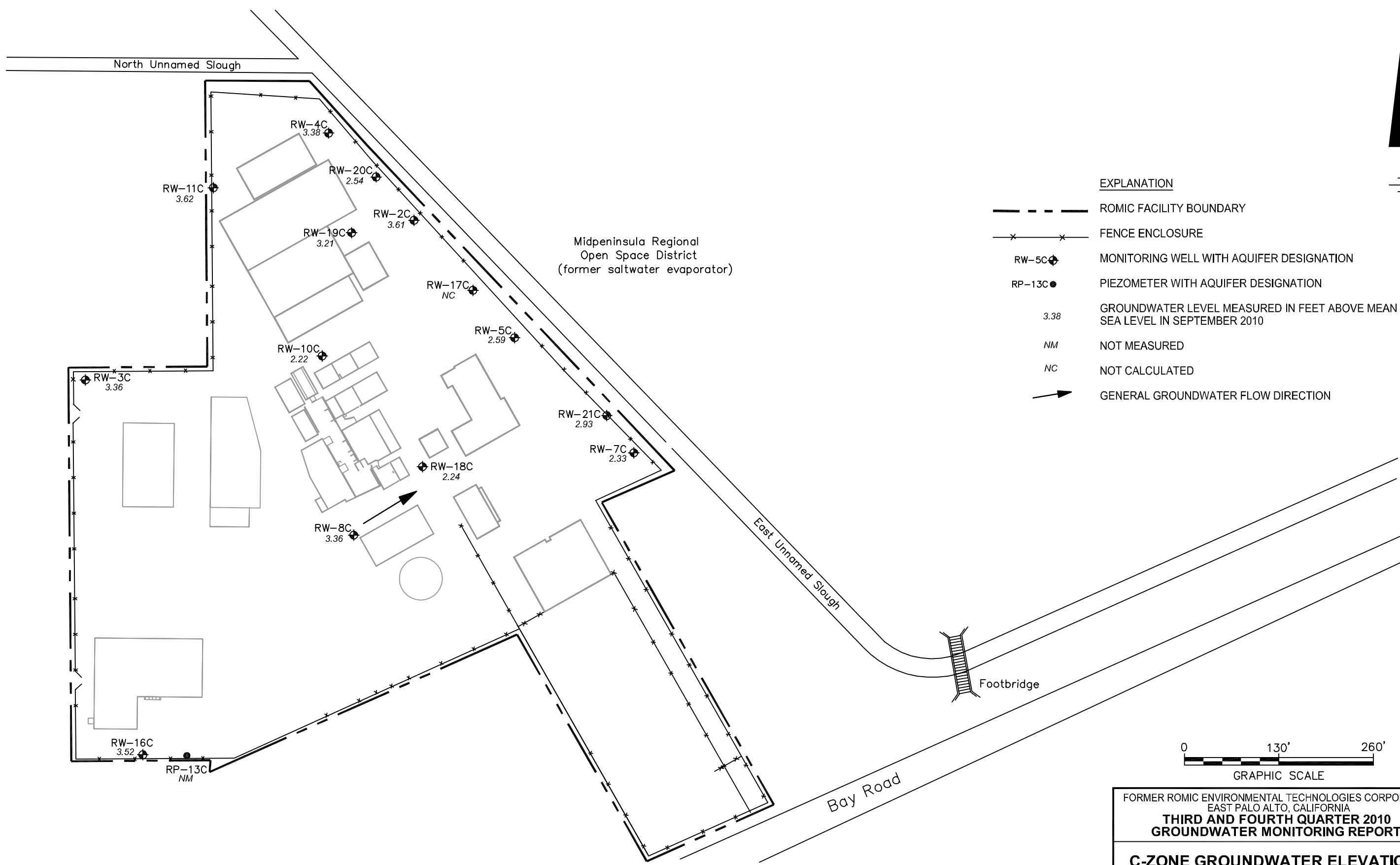


FORMER ROMIC ENVIRONMENTAL TECHNOLOGIES CORPORATION
 EAST PALO ALTO, CALIFORNIA
**THIRD AND FOURTH QUARTER 2010
 GROUNDWATER MONITORING REPORT**

**B-ZONE GROUNDWATER ELEVATIONS
 SEPTEMBER 2010**



CITY: PETALUMA, CA DIV/GROUP: ENV DB: M. CHIU, J. HARRIS LD: PIC: H. VOSCO TT: J. ELY LYR: ROR: ON: OFF: REF: G:\ENV\CAD\Emery\ReACT\RCO00519001\20000519001\Figs7_8-Czone.dwg LAYOUT: 7 SAVER: 2/7/2011 4:30 PM ACADVER: 18.0US (LMS TECH) PAGESETUP: PLOTSTYLETABLE: ARCADIS.CTB PLOTTED: 2/7/2011 10:33 AM BY: REYES, ALEC



EXPLANATION	
	ROMIC FACILITY BOUNDARY
	FENCE ENCLOSURE
	MONITORING WELL WITH AQUIFER DESIGNATION
	PIEZOMETER WITH AQUIFER DESIGNATION
3.38	GROUNDWATER LEVEL MEASURED IN FEET ABOVE MEAN SEA LEVEL IN SEPTEMBER 2010
NM	NOT MEASURED
NC	NOT CALCULATED
	GENERAL GROUNDWATER FLOW DIRECTION

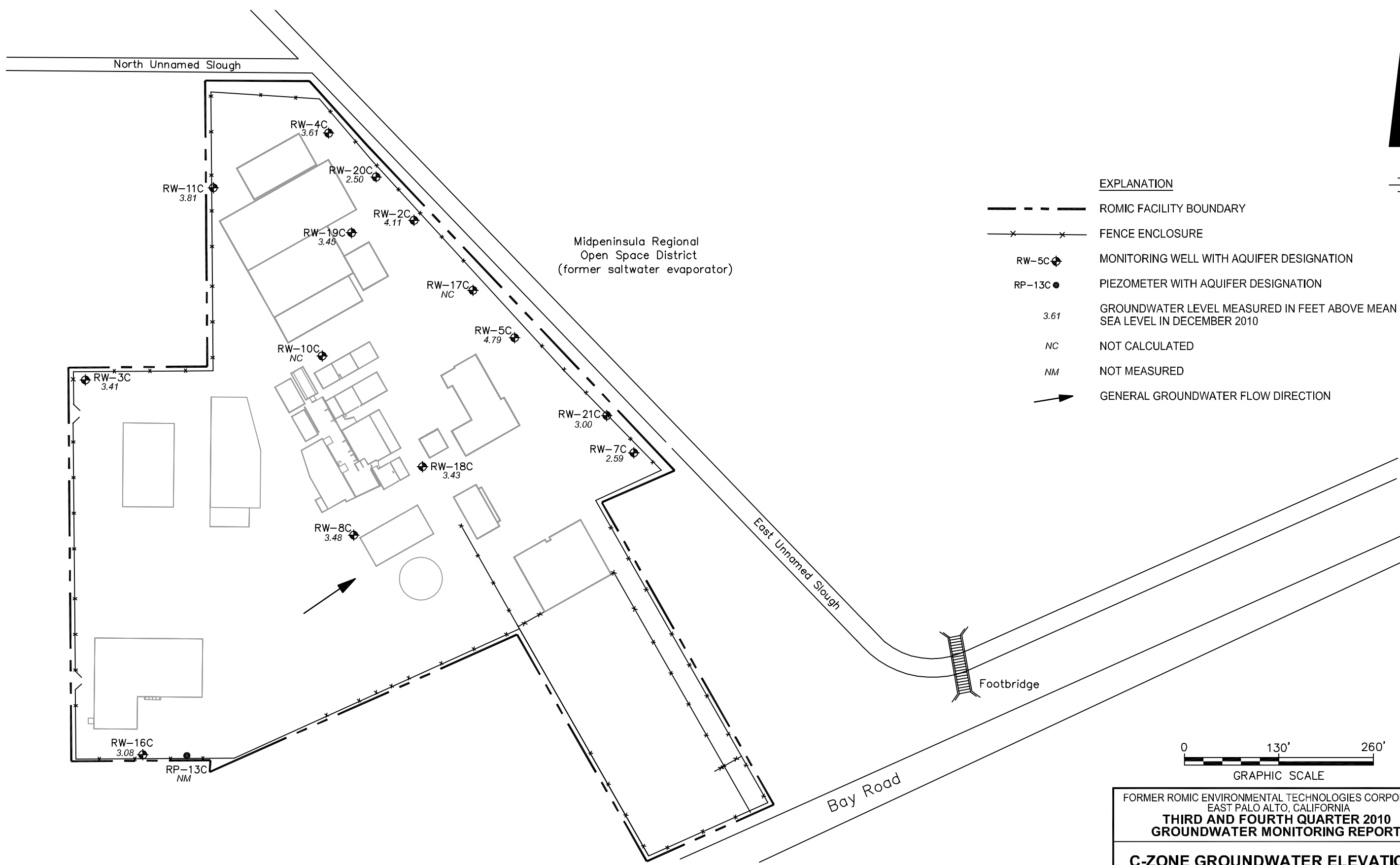
FORMER ROMIC ENVIRONMENTAL TECHNOLOGIES CORPORATION
 EAST PALO ALTO, CALIFORNIA
**THIRD AND FOURTH QUARTER 2010
 GROUNDWATER MONITORING REPORT**

**C-ZONE GROUNDWATER ELEVATIONS
 SEPTEMBER 2010**



FIGURE
7

CITY: PETALUMA, CA DIV/GROUP: ENV DB: M. CHIU, J. HARRIS LD: PIC: H. VOSCO TT: J. ELY LYR: ROR: ON: OFF: REF: G:\ENV\CAD\Energy\ReACT\RC000519001\20000519001\Figs7_8-Czone.dwg LAYOUT: 8 SAVED: 2/7/2011 4:30 PM ACADVER: 18.0US (LMS TECH) PAGESETUP: PLOTSTYLETABLE: ARCADIS.CTB PLOTTED: 2/7/2011 10:35 AM BY: REYES, ALEC



EXPLANATION

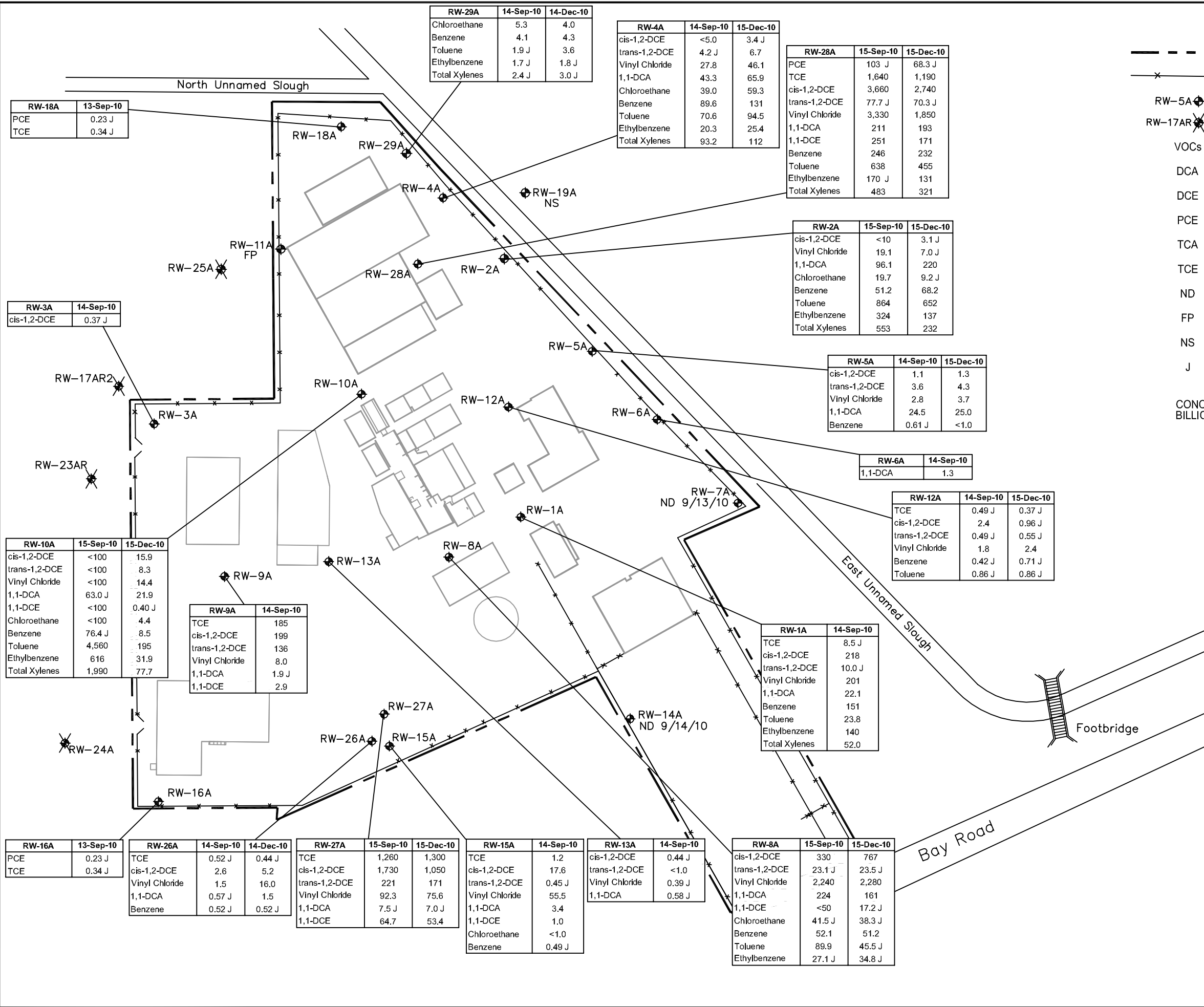
- ROMIC FACILITY BOUNDARY
- FENCE ENCLOSURE
- MONITORING WELL WITH AQUIFER DESIGNATION
- PIEZOMETER WITH AQUIFER DESIGNATION
- GROUNDWATER LEVEL MEASURED IN FEET ABOVE MEAN SEA LEVEL IN DECEMBER 2010
- NOT CALCULATED
- NOT MEASURED
- GENERAL GROUNDWATER FLOW DIRECTION

FORMER ROMIC ENVIRONMENTAL TECHNOLOGIES CORPORATION
 EAST PALO ALTO, CALIFORNIA
**THIRD AND FOURTH QUARTER 2010
 GROUNDWATER MONITORING REPORT**

**C-ZONE GROUNDWATER ELEVATIONS
 DECEMBER 2010**



CITY: PETALUMA, CA DIV/GROUP: ENV DB: M. CHIU/J. HARRIS LD: PIC: PM: H. VOSCO TT: J. ELY LYR: (P) (N) (F) (OFF) (REF) G:\ENV\CAD\Drawings\190001\190001\190001.dwg PLOTTER: 27/2011 10:36 AM BY: REYES, ALEC



EXPLANATION

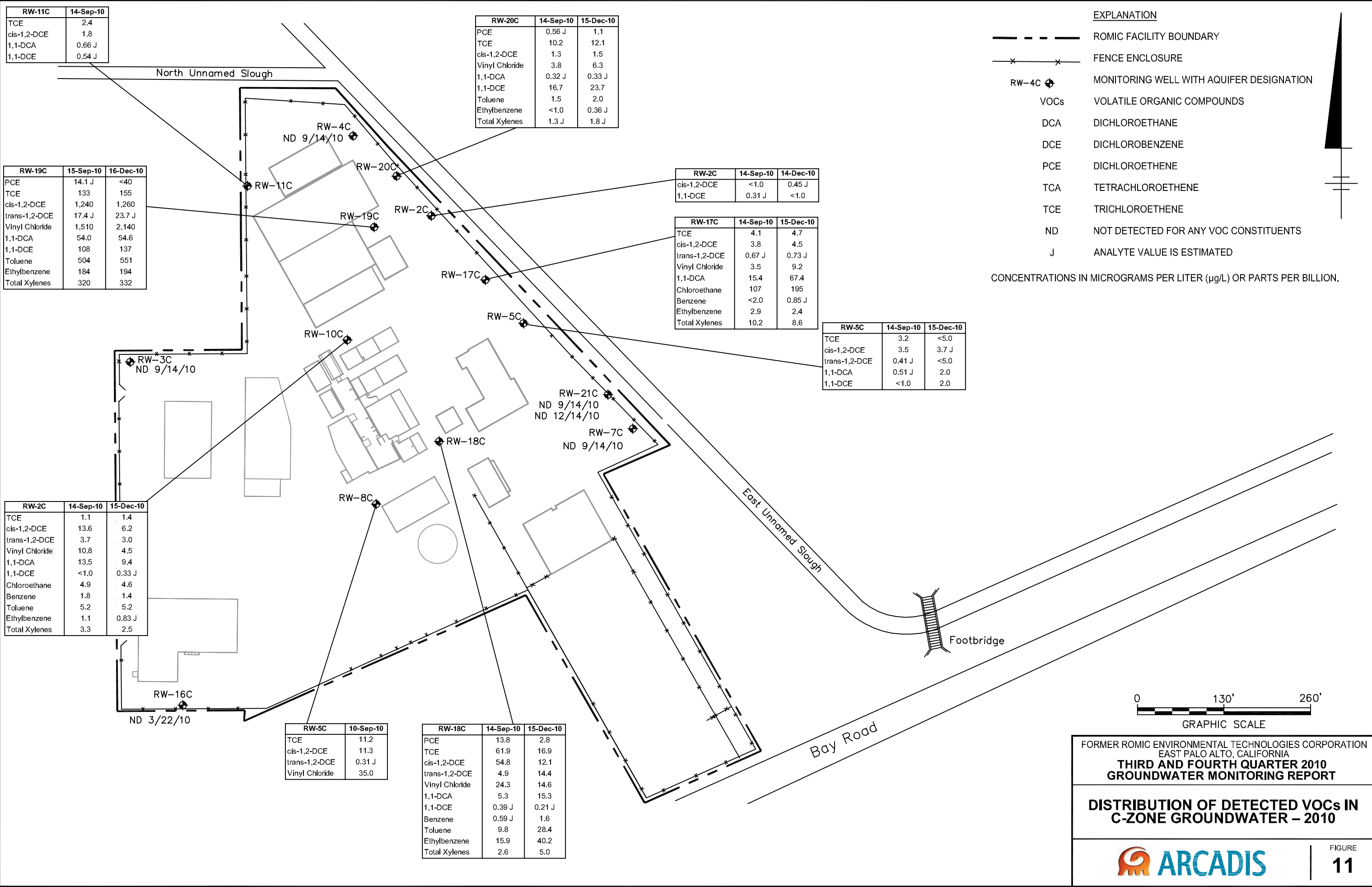
- ROMIC FACILITY BOUNDARY
- FENCE ENCLOSURE
- RW-5A ◉ MONITORING WELL WITH AQUIFER DESIGNATION
- RW-17AR ✕ DECOMMISSIONED ABANDONED WELL
- VOCs VOLATILE ORGANIC COMPOUNDS
- DCA DICHLOROETHANE
- DCE DICHLOROETHENE
- PCE TETRACHLOROETHENE
- TCA TRICHLOROETHANE
- TCE TRICHLOROETHENE
- ND NOT DETECTED FOR ANY VOC CONSTITUENTS
- FP FREE PRODUCT
- NS NOT SAMPLED
- J ANALYTE VALUE IS ESTIMATED

CONCENTRATIONS IN MICROGRAMS PER LITER (µg/L) OR PARTS PER BILLION.



FORMER ROMIC ENVIRONMENTAL TECHNOLOGIES CORPORATION
 EAST PALO ALTO, CALIFORNIA
**THIRD AND FOURTH QUARTER 2010
 GROUNDWATER MONITORING REPORT**
**DISTRIBUTION OF DETECTED VOCs IN
 A-ZONE GROUNDWATER – 2010**

CITY: PETALUMA, CA DIV: GROUP: ENV DB: M. CHIU, J. HARRIS LD: PIC: PM: H. VOSSCOTT TM: J. ELY LVR: (P) (OFF) REF: G:\ENV\ACAD\Emery\ReACT\RCO00519001\20000501\fig11-czone.dwg LAYOUT: 11 SAVER: 24/2011 11:34 AM ACADVER: 18.05 (LMS TECH) PAGESETUP: -- PLOTSTYLETABLE: ARCADIS.CTB PLOTTED: 2/7/2011 10:47 AM BY: REYES, ALEC



RW-11C		14-Sep-10
TCE		2.4
cis-1,2-DCE		1.8
1,1-DCA		0.66 J
1,1-DCE		0.54 J

RW-20C		
	14-Sep-10	15-Dec-10
PCE	0.56 J	1.1
TCE	10.2	12.1
cis-1,2-DCE	1.3	1.5
Vinyl Chloride	3.8	6.3
1,1-DCA	0.32 J	0.33 J
1,1-DCE	16.7	23.7
Toluene	1.5	2.0
Ethylbenzene	<1.0	0.36 J
Total Xylenes	1.3 J	1.8 J

RW-19C		
	15-Sep-10	16-Dec-10
PCE	14.1 J	<40
TCE	133	155
cis-1,2-DCE	1,240	1,260
trans-1,2-DCE	17.4 J	23.7 J
Vinyl Chloride	1,510	2,140
1,1-DCA	54.0	54.6
1,1-DCE	108	137
Toluene	504	551
Ethylbenzene	184	194
Total Xylenes	320	332

RW-2C		
	14-Sep-10	14-Dec-10
cis-1,2-DCE	<1.0	0.45 J
1,1-DCE	0.31 J	<1.0

RW-17C		
	14-Sep-10	15-Dec-10
TCE	4.1	4.7
cis-1,2-DCE	3.8	4.5
trans-1,2-DCE	0.67 J	0.73 J
Vinyl Chloride	3.5	9.2
1,1-DCA	15.4	67.4
Chloroethane	107	195
Benzene	<2.0	0.85 J
Ethylbenzene	2.9	2.4
Total Xylenes	10.2	8.6

RW-5C		
	14-Sep-10	15-Dec-10
TCE	3.2	<5.0
cis-1,2-DCE	3.5	3.7 J
trans-1,2-DCE	0.41 J	<5.0
1,1-DCA	0.51 J	2.0
1,1-DCE	<1.0	2.0

RW-2C		
	14-Sep-10	15-Dec-10
TCE	1.1	1.4
cis-1,2-DCE	13.6	6.2
trans-1,2-DCE	3.7	3.0
Vinyl Chloride	10.8	4.5
1,1-DCA	13.5	9.4
1,1-DCE	<1.0	0.33 J
Chloroethane	4.9	4.6
Benzene	1.8	1.4
Toluene	5.2	5.2
Ethylbenzene	1.1	0.83 J
Total Xylenes	3.3	2.5

RW-5C		10-Sep-10
TCE		11.2
cis-1,2-DCE		11.3
trans-1,2-DCE		0.31 J
Vinyl Chloride		35.0

RW-18C		
	14-Sep-10	15-Dec-10
PCE	13.8	2.8
TCE	61.9	16.9
cis-1,2-DCE	54.8	12.1
trans-1,2-DCE	4.9	14.4
Vinyl Chloride	24.3	14.6
1,1-DCA	5.3	15.3
1,1-DCE	0.39 J	0.21 J
Benzene	0.59 J	1.6
Toluene	9.8	28.4
Ethylbenzene	15.9	40.2
Total Xylenes	2.6	5.0

- EXPLANATION**
- ROMIC FACILITY BOUNDARY
 - FENCE ENCLOSURE
 - RW-4C MONITORING WELL WITH AQUIFER DESIGNATION
 - VOCs VOLATILE ORGANIC COMPOUNDS
 - DCA DICHLOROETHANE
 - DCE DICHLOROETHENE
 - PCE DICHLOROETHANE
 - TCA TETRACHLOROETHENE
 - TCE TRICHLOROETHENE
 - ND NOT DETECTED FOR ANY VOC CONSTITUENTS
 - J ANALYTE VALUE IS ESTIMATED
- CONCENTRATIONS IN MICROGRAMS PER LITER (µg/L) OR PARTS PER BILLION.



FORMER ROMIC ENVIRONMENTAL TECHNOLOGIES CORPORATION
EAST PALO ALTO, CALIFORNIA
**THIRD AND FOURTH QUARTER 2010
GROUNDWATER MONITORING REPORT**

**DISTRIBUTION OF DETECTED VOCs IN
C-ZONE GROUNDWATER – 2010**



ARCADIS

Appendix A (on CD)

Water Sampling Logs

Water Sampling Log

Project Number RC000519.0012.00004 Date 09-14-10
 Project Name Romic Well Number RW-1A
 Weather SUNNY Sampling Time: Begin 1515 End 1520
 Samplers Name Blaine Tech

Evacuation Data

Measuring Point (MP) TOC
 Total Sounded Depth of Well Below MP 14.29 Diameter of Casing 2"
 Depth to Water Below MP 2.14 Calculated Gallons Purged Prior to Sampling —
 Water Column in Well — Sampling Pump Intake Setting (feet below measuring point) —
 Gallons per Foot —
 Gallons in Well —

Purge Method:
 PVC Bailer Diaphragm Pump size —
 Disposable Bailer Submersible Pump size —
 Other Water in w/ dedicated tubing

Field Parameters

Start Time 1457 @ 250ml/min

Time	Cumulative Gallons	Temperature °F/°C	Specific Cond. µS/cm	pH	DO	ORP	Other DTW	Color
<u>1500</u>	<u>initial</u>	<u>22.06</u>	<u>2300x</u>	<u>7.22</u>	<u>2.64</u>	<u>-138.4</u>	<u>2.15</u>	<u>grey</u>
<u>1503</u>	<u>750</u>	<u>22.14</u>	<u>1790x</u>	<u>7.45</u>	<u>1.11</u>	<u>-149.0</u>	<u>2.15</u>	<u>grey/clear</u>
<u>1506</u>	<u>1500</u>	<u>22.19</u>	<u>1728x</u>	<u>7.46</u>	<u>0.99</u>	<u>-148.3</u>	<u>2.15</u>	<u>grey/clear</u>
<u>1509</u>	<u>2250</u>	<u>22.27</u>	<u>1627x</u>	<u>7.46</u>	<u>0.89</u>	<u>-144.5</u>	<u>2.15</u>	<u>clear</u>
—	—	—	<u>x</u>	—	—	—	—	—
—	—	—	<u>x</u>	—	—	—	—	—
—	—	—	<u>x</u>	—	—	—	—	—
—	—	—	<u>x</u>	—	—	—	—	—
<u>Post Fe²⁺: 2.1mg/L</u>			<u>x</u>	—	—	—	—	—

Sampling

Sampling Method Dedicated tubing Actual Gallons Purged Prior to Sampling 2250ml
 Time 1520 Depth to Water 2.15 Color clear Other —

Remarks

Well Casing Volumes (gal/ft)

1 - 1/4" = 0.077 1 - 1/2" = 0.10 2" = 0.16 3" = 0.37 3 1/2" = 0.50 4" = 0.65 6" = 1.46

Water Sampling Log

Project Number RC000519.0012.00004 Date 09-15 -10
 Project Name Romic Well Number RW-2A
 Weather cloudy Sampling Time: Begin 815 End 819
 Samplers Name Blaine Tech

Evacuation Data

Measuring Point (MP) TOC
 Total Sounded Depth of Well Below MP 25.50 Diameter of Casing 2"
 Depth to Water Below MP 5.21 Calculated Gallons Purged
 Prior to Sampling _____
 Water Column in Well _____ Sampling Pump Intake Setting
 Gallons per Foot _____ (feet below measuring point) _____
 Gallons in Well _____

Purge Method:
 PVC Bailer Peristaltic Pump size _____
 Disposable Bailer Waterra Pump size _____
 Other _____

Field Parameters

Start Time 755

Time	Cumulative Temperature (gallons)	(°C)	Specific Cond. (µS/cm)	pH	DO (µg/L)	ORP	Other	Color
<u>758</u>	<u>0.6</u>	<u>17.1</u>	<u>34390</u>	<u>7.47</u>	<u>2.95</u>	<u>-146.2</u>		
<u>801</u>	<u>1.2</u>	<u>17.6</u>	<u>37530</u>	<u>7.11</u>	<u>1.10</u>	<u>-157.2</u>		
<u>804</u>	<u>1.8</u>	<u>17.6</u>	<u>38640</u>	<u>7.13</u>	<u>0.89</u>	<u>-161.6</u>		
<u>807</u>	<u>2.4</u>	<u>17.6</u>	<u>32070</u>	<u>7.11</u>	<u>0.78</u>	<u>-164.0</u>		
<u>810</u>	<u>3</u>	<u>17.8</u>	<u>32740</u>	<u>7.10</u>	<u>0.71</u>	<u>-163.9</u>		

Fe²⁺ 2.1 mg/L

Sampling

Sampling Method Ded. Tubing Actual Gallons Purged
 Prior to Sampling 3
 Time 815 Depth to Water 6.31 Color clear Other _____

Remarks DUP-3 collected @ 825

Well Casing Volumes (gal/ft)

1 - 1/4" = 0.077 1 - 1/2" = 0.10 2" = 0.16 3" = 0.37 3 1/2" = 0.50 4" = 0.65 6" = 1.46

Water Sampling Log

Project Number RC000519.0012.00004 Date 09-14-10
 Project Name Romic Well Number RW-3A
 Weather Clear Sampling Time: Begin 1212 End 1216
 Samplers Name Blaine Tech

Evacuation Data

Measuring Point (MP) TOC
 Total Sounded Depth of Well Below MP 15.40 Diameter of Casing 2"
 Depth to Water Below MP 5.49 Calculated Gallons Purged
 Prior to Sampling _____
 Water Column in Well _____ Sampling Pump Intake Setting
 Gallons per Foot _____ (feet below measuring point) _____
 Gallons in Well _____

Purge Method:
 PVC Bailer Diaphragm Pump size _____
 Disposable Bailer Submersible Pump size _____
 Other WATERA

Field Parameters

Start Time 1148

Time	Cumulative Temperature Gallons	°F/°C	Specific Cond. µS/cm	pH	DO	ORP	Other	Color
<u>1151</u>	<u>0.6</u>	<u>22.9</u>	<u>2310x</u>	<u>8.73</u>	<u>0.38</u>	<u>-287.6</u>		
<u>1154</u>	<u>1.2</u>	<u>23.2</u>	<u>2030x</u>	<u>8.57</u>	<u>0.25</u>	<u>-240.7</u>		
<u>1157</u>	<u>1.8</u>	<u>23.2</u>	<u>1970x</u>	<u>8.55</u>	<u>0.22</u>	<u>-245.7</u>		
<u>1200</u>	<u>2.4</u>	<u>23.2</u>	<u>1920x</u>	<u>8.59</u>	<u>0.19</u>	<u>-255.6</u>		
			<u>x</u>					
			<u>x</u>					
			<u>x</u>					
			<u>x</u>					
							<u>Fe²⁺ 0.7 mg/L</u>	

Sampling

Sampling Method Dev. Tubing Actual Gallons Purged
 Prior to Sampling 2.4
 Time 1212 Depth to Water 5.59 Color clear Other _____

Remarks

Well Casing Volumes (gal/ft)

1 - 1/4" = 0.077 1 - 1/2" = 0.10 2" = 0.16 3" = 0.37 3 1/2" = 0.50 4" = 0.65 6" = 1.46

Water Sampling Log

Project Number RC000519.0012.00004 Date 09-14 -10
 Project Name Romic Well Number RW-4A
 Weather Clear Sampling Time: Begin 1545 End 1549
 Samplers Name Blaine Tech

Evacuation Data

Measuring Point (MP) TOC
 Total Sounded Depth of Well Below MP 2035 Diameter of Casing 4"
 Depth to Water Below MP 9.18 Calculated Gallons Purged
 Prior to Sampling _____
 Water Column in Well _____ Sampling Pump Intake Setting
 Gallons per Foot _____ (feet below measuring point) _____
 Gallons in Well _____

Purge Method:
 PVC Bailer Peristaltic Pump size _____
 Disposable Bailer Waterra Pump size _____
 Other _____

Field Parameters

Start Time 1527

Time	Cumulative Temperature (gallons) (°C)	Specific Cond. (µS/cm)	pH	DO (µg/L)	ORP	Other	Color
<u>1530</u>	<u>0.6</u> <u>22.3</u>	<u>20000</u>	<u>6.98</u>	<u>2.66</u>	<u>-128.1</u>		
<u>1533</u>	<u>1.2</u> <u>21.7</u>	<u>20230</u>	<u>6.86</u>	<u>0.15</u>	<u>-165.5</u>		
<u>1536</u>	<u>1.8</u> <u>21.3</u>	<u>20170</u>	<u>6.86</u>	<u>0.08</u>	<u>-179.9</u>		
<u>1539</u>	<u>2.4</u> <u>21.3</u>	<u>20120</u>	<u>6.84</u>	<u>0.05</u>	<u>-185.6</u>		

Fe²⁺ 1.8 mg/L

Sampling

Sampling Method Ped. Tubing Actual ^LGallons Purged Prior to Sampling _____
 Time 1545 Depth to Water 9.81 Color clear Other _____

Remarks _____

Water Sampling Log

Project Number RC000519.0012.00004 Date 09-14-10
 Project Name Romic Well Number RW-6A
 Weather cloudy Sampling Time: Begin 0733 End 0735
 Samplers Name Blaine Tech

Evacuation Data

Measuring Point (MP) TOC
 Total Sounded Depth of Well Below MP 18.15 Diameter of Casing 2"
 Depth to Water Below MP 5.76 Calculated Gallons Purged
 Prior to Sampling
 Water Column in Well Sampling Pump Intake Setting
 Gallons per Foot (feet below measuring point)
 Gallons in Well

Purge Method:
 PVC Bailer Diaphragm Pump size
 Disposable Bailer Submersible Pump size
 Other Watera w/ Dedicated tubing

Field Parameters

Start Time 0719 @ 250ml/min

Time	Cumulative Gallons ^{mL}	Temperature °F (C)	Specific Cond. µS/cm	pH	DO	ORP	Other DTW:	Color
<u>0721</u>	<u>initial</u>	<u>20.54</u>	<u>115.96</u>	<u>6.72</u>	<u>2.41</u>	<u>-112.1</u>	<u>6.34</u>	<u>clear</u>
<u>0724</u>	<u>750</u>	<u>20.47</u>	<u>12307x</u>	<u>6.77</u>	<u>2.37</u>	<u>-124.1</u>	<u>6.39</u>	<u>clear</u>
<u>0727</u>	<u>1500</u>	<u>20.56</u>	<u>12442x</u>	<u>6.78</u>	<u>2.18</u>	<u>-131.2</u>	<u>6.48</u>	<u>clear</u>
<u>0730</u>	<u>2250</u>	<u>20.74</u>	<u>12458x</u>	<u>6.79</u>	<u>2.13</u>	<u>-135.8</u>	<u>6.63</u>	<u>clear</u>
			<u>x</u>					
			<u>x</u>					
			<u>x</u>					
			<u>x</u>					
<u>Post Fe²⁺ : 3.5mg/L</u>			<u>x</u>					

Sampling

Sampling Method Dedicated tubing Actual Gallons Purged
 Prior to Sampling 2250
 Time 0735 Depth to Water 6.71 Color clear Other

Remarks MS/MSD

Well Casing Volumes (gal/ft)

1 - 1/4" = 0.077 1 - 1/2" = 0.10 2" = 0.16 3" = 0.37 3 1/2" = 0.50 4" = 0.65 6" = 1.46

Water Sampling Log

Project Number RC000519.0012.00004 Date 09-13-10
 Project Name Romic Well Number RW-7A
 Weather Cloudy Sampling Time: Begin 0931 End 0935
 Samplers Name Blaine Tech

Evacuation Data

Measuring Point (MP) TOC
 Total Sounded Depth of Well Below MP 14.06 Diameter of Casing 4"
 Depth to Water Below MP 8.18 Calculated Gallons Purged —
 Water Column in Well — Prior to Sampling —
 Gallons per Foot — Sampling Pump Intake Setting —
 Gallons in Well — (feet below measuring point) —

Purge Method:

PVC Bailer Diaphragm Pump size —
 Disposable Bailer Submersible Pump size —

Other Waterera w/ dedicated tubing

Field Parameters

Start Time 0919 @ 250 mL/min

Time	Cumulative Gallons <u>ML</u>	Temperature °F/°C	Specific Cond. µS/cm	pH	DO	ORP	Other DTW:	Color
<u>0921</u>	<u>initial</u>	<u>16.48</u>	<u>22171x</u>	<u>6.03</u>	<u>7.66</u>	<u>50.1</u>	<u>8.21</u>	<u>clear</u>
<u>0924</u>	<u>750</u>	<u>17.34</u>	<u>42961x</u>	<u>6.66</u>	<u>2.87</u>	<u>44.6</u>	<u>8.28</u>	<u>clear</u>
<u>0927</u>	<u>1500</u>	<u>17.46</u>	<u>42989x</u>	<u>6.69</u>	<u>2.22</u>	<u>50.3</u>	<u>8.35</u>	<u>clear</u>
<u>0930</u>	<u>2250</u>	<u>17.40</u>	<u>43015x</u>	<u>6.70</u>	<u>2.30</u>	<u>52.4</u>	<u>8.42</u>	<u>clear</u>
—	—	—	x	—	—	—	—	—
—	—	—	x	—	—	—	—	—
—	—	—	x	—	—	—	—	—
<u>Post Fe = 0.5 mg/L</u>			x	—	—	—	—	—

Sampling

Sampling Method Dedicated tubing Actual Gallons Purged 2250 mL
 Time 0935 Depth to Water 8.42 Color clear Other —

Remarks

—

—

Well Casing Volumes (gal/ft)

1 - 1/4" = 0.077 1 - 1/2" = 0.10 2" = 0.16 3" = 0.37 3 1/2" = 0.50 4" = 0.65 6" = 1.46

Water Sampling Log

Project Number RC000519.0012.00004 Date 09-15-10
 Project Name Romic Well Number RW-8A
 Weather cloudy Sampling Time: Begin 0933 End 0940
 Samplers Name Blaine Tech

Evacuation Data

Measuring Point (MP) TOC
 Total Sounded Depth of Well Below MP 192 Diameter of Casing 4"
 Depth to Water Below MP 2.84 Calculated Gallons Purged
 Prior to Sampling
 Water Column in Well Sampling Pump Intake Setting
 Gallons per Foot (feet below measuring point)
 Gallons in Well

Purge Method:
 PVC Bailer Peristaltic Pump size
 Disposable Bailer Waterra Pump size
 Other w/ dedicated tubing

Field Parameters

Start Time 0909 @ 250 ml/min

Time	Cumulative Temperature (gallons) ml (°C)	Specific Cond. (µS/cm)	pH	DO (µg/L)	ORP	Other DTW	Color
<u>0912</u>	<u>initial</u>	<u>19.90</u>	<u>7514</u>	<u>7.34</u>	<u>4.83</u>	<u>-178.3</u>	<u>2.85</u> <u>black</u>
<u>0915</u>	<u>750</u>	<u>19.87</u>	<u>7314</u>	<u>7.23</u>	<u>3.43</u>	<u>-177.3</u>	<u>2.86</u> <u>black</u>
<u>0918</u>	<u>1500</u>	<u>19.84</u>	<u>7200</u>	<u>7.14</u>	<u>2.67</u>	<u>-176.7</u>	<u>2.86</u> <u>clear/grey</u>
<u>0921</u>	<u>2250</u>	<u>19.21</u>	<u>7071</u>	<u>7.08</u>	<u>2.26</u>	<u>-177.5</u>	<u>2.86</u> <u>clear/grey</u>
<u>0924</u>	<u>3000</u>	<u>19.45</u>	<u>6966</u>	<u>7.06</u>	<u>2.12</u>	<u>-176.9</u>	<u>2.86</u> <u>clear/grey</u>
<u>0927</u>	<u>3750</u>	<u>19.74</u>	<u>6901</u>	<u>7.04</u>	<u>2.00</u>	<u>-175.0</u>	<u>2.86</u> <u>clear/grey</u>
<u>0930</u>	<u>4500</u>	<u>19.96</u>	<u>6826</u>	<u>7.03</u>	<u>1.93</u>	<u>-176.3</u>	<u>2.86</u> <u>clear/grey</u>
<u>Post Fe⁺⁺: 2.2 mg/L</u>							

Sampling

Sampling Method Dedicated tubing Actual ~~Gallons~~^{ml} Purged
 Prior to Sampling 4500ml
 Time 0940 Depth to Water 2.86 Color clear/grey Other

Remarks

Water Sampling Log

Project Number RC000519.0012.00004 Date 09-14-10
 Project Name Romic Well Number RW-9A
 Weather Sunny Sampling Time: Begin 1405 End 1410
 Samplers Name Blaine Tech

Evacuation Data

Measuring Point (MP) TOC
 Total Sounded Depth of Well Below MP 14.55 Diameter of Casing 4"
 Depth to Water Below MP 5.48 Calculated Gallons Purged Prior to Sampling —
 Water Column in Well — Sampling Pump Intake Setting (feet below measuring point) —
 Gallons per Foot —
 Gallons in Well —

Purge Method:
 PVC Bailer Diaphragm Pump size —
 Disposable Bailer Submersible Pump size —
 Other Waterco w/ dedicated tubing

Field Parameters

Start Time 1348

Time	Cumulative Temperature Gallons	Specific Cond. °F/°C	Specific Cond. µS/cm	pH	DO	ORP	Other DTW	Color
<u>1350</u>	<u>initial</u>	<u>23.02</u>	<u>5407x</u>	<u>7.17</u>	<u>2.98</u>	<u>-65.7</u>	<u>5.48</u>	<u>clear</u>
<u>1353</u>	<u>750</u>	<u>23.33</u>	<u>3336x</u>	<u>7.07</u>	<u>2.27</u>	<u>-56.3</u>	<u>5.49</u>	<u>clear</u>
<u>1356</u>	<u>1500</u>	<u>23.29</u>	<u>2614x</u>	<u>6.96</u>	<u>2.23</u>	<u>-50.1</u>	<u>5.49</u>	<u>clear</u>
<u>1359</u>	<u>2250</u>	<u>23.24</u>	<u>2570x</u>	<u>6.94</u>	<u>2.16</u>	<u>-38.1</u>	<u>5.50</u>	<u>clear</u>
<u>1402</u>	<u>3000</u>	<u>23.24</u>	<u>2565x</u>	<u>6.93</u>	<u>2.14</u>	<u>-33.5</u>	<u>5.50</u>	<u>clear</u>
—	—	—	<u>x</u>	—	—	—	—	—
—	—	—	<u>x</u>	—	—	—	—	—
—	—	—	<u>x</u>	—	—	—	—	—

Post Fe²⁺: 0.4 mg/L

Sampling

Sampling Method Dedicated tubing Actual ^{ml}Gallons Purged Prior to Sampling 3000mL
 Time 1410 Depth to Water 5.50 Color clear Other —

Remarks

Well Casing Volumes (gal/ft)

1 - 1/4" = 0.077 1 - 1/2" = 0.10 2" = 0.16 3" = 0.37 3 1/2" = 0.50 4" = 0.65 6" = 1.46

Water Sampling Log

Project Number RC000519.0012.00004 Date 09-15-10
 Project Name Romic Well Number RW-11A
 Weather cloudy Sampling Time: Begin End
 Samplers Name Blaine Tech

Evacuation Data

Measuring Point (MP) TOC
 Total Sounded Depth of Well Below MP 10.62 Diameter of Casing 4"
 Depth to Water Below MP 7.58 Calculated Gallons Purged
 Prior to Sampling
 Water Column in Well Sampling Pump Intake Setting
 Gallons per Foot (feet below measuring point)
 Gallons in Well

Purge Method:
 PVC Bailer Diaphragm Pump size
 Disposable Bailer Submersible Pump size
 Other Watera

Field Parameters

Start Time 940

Time	Cumulative Temperature Gallons °F/°C	Specific Cond. µS/cm	pH	DO	ORP	Other	Color
<u>943</u>	<u>0.6</u> 20.2	<u>4950</u>	<u>6.87</u>	<u>1.20</u>	<u>-148.8</u>		
<u>946</u>	<u>1.2</u> 19.9	<u>6360 x</u>	<u>6.95</u>	<u>0.48</u>	<u>-165.4</u>		
<u>949</u>	<u>1.8</u> 20.3	<u>6520 x</u>	<u>6.96</u>	<u>0.31</u>	<u>-172.1</u>		
<u>952</u>	<u>2.4</u> 20.6	<u>6600 x</u>	<u>6.99</u>	<u>0.31</u>	<u>-182.0</u>		
		<u>x</u>					
		<u>x</u>					
		<u>x</u>					
		<u>x</u>					

Fe²⁺ 2.8 mg/L

Sampling

Sampling Method Del. Tubing Actual Gallons Purged
 Prior to Sampling 2.4
 Time 1000 Depth to Water 8.05 Color clear Other

Remarks

Well Casing Volumes (gal/ft)

1 - 1/4" = 0.077 1 - 1/2" = 0.10 2" = 0.16 3" = 0.37 3 1/2" = 0.50 4" = 0.65 6" = 1.46

Water Sampling Log

Project Number RC000519.0012.00004 Date 09-14-10
 Project Name Romic Well Number RW-12A
 Weather Clear Sampling Time: Begin 1324 End 1328
 Samplers Name Blaine Tech

Evacuation Data

Measuring Point (MP) TOC
 Total Sounded Depth of Well Below MP 9.81 Diameter of Casing 4"
 Depth to Water Below MP 1.56 Calculated Gallons Purged Prior to Sampling _____
 Water Column in Well _____ Sampling Pump Intake Setting (feet below measuring point) _____
 Gallons per Foot _____
 Gallons in Well _____

Purge Method:
 PVC Bailer Peristaltic Pump size _____
 Disposable Bailer Waterra Pump size _____
 Other _____

Field Parameters

Start Time 1306

Time	Cumulative Temperature (gallons)	(°C)	Specific Cond. (µS/cm)	pH	DO (µg/L)	ORP	Other	Color
<u>1309</u>	<u>0.6</u>	<u>22.8</u>	<u>1340</u>	<u>8.49</u>	<u>0.72</u>	<u>-219.2</u>		
<u>1312</u>	<u>1.2</u>	<u>23.3</u>	<u>1340</u>	<u>8.14</u>	<u>0.36</u>	<u>-220.4</u>		
<u>1315</u>	<u>1.8</u>	<u>24.0</u>	<u>1360</u>	<u>8.06</u>	<u>0.23</u>	<u>-232.5</u>		
<u>1318</u>	<u>2.4</u>	<u>24.0</u>	<u>1360</u>	<u>8.04</u>	<u>0.25</u>	<u>-233.0</u>		
_____	_____	_____	_____	_____	_____	_____		
_____	_____	_____	_____	_____	_____	_____		
_____	_____	_____	_____	_____	_____	_____		
_____	_____	_____	_____	_____	_____	_____		
_____	_____	_____	_____	_____	_____	_____		

Fe²⁺ 1.1 mg/L

Sampling

Sampling Method Ded Tubing Actual ^LGallons Purged Prior to Sampling 2.4L
 Time 1324 Depth to Water 2.18 Color Clear Other _____

Remarks

Water Sampling Log

Project Number RC000519.0012.00004 Date 09-13-10
 Project Name Romic Well Number RW-14A
 Weather cloudy Sampling Time: Begin 1405 End 1408
 Samplers Name Blaine Tech

Evacuation Data

Measuring Point (MP) TOC
 Total Sounded Depth of Well Below MP 18.71 Diameter of Casing 4"
 Depth to Water Below MP 6.81 Calculated Gallons Purged —
 Water Column in Well — Prior to Sampling —
 Gallons per Foot — Sampling Pump Intake Setting —
 Gallons in Well — (feet below measuring point) —

Purge Method:
 PVC Bailer Diaphragm Pump size —
 Disposable Bailer Submersible Pump size —
 Other Water w/ Dedicated tubing

Field Parameters

Start Time 1351 @ 250 mL/min

Time	Cumulative Temperature Gallons	°F/°C	Specific Cond. µS/cm	pH	DO	ORP	Other	Color
<u>1353</u>	<u>initial</u>	<u>20.78</u>	<u>4503x</u>	<u>7.20</u>	<u>3.26</u>	<u>15.6</u>	<u>6.87</u>	<u>clear</u>
<u>1356</u>	<u>750</u>	<u>20.90</u>	<u>4435x</u>	<u>7.01</u>	<u>1.29</u>	<u>7.3</u>	<u>6.94</u>	<u>clear</u>
<u>1359</u>	<u>1500</u>	<u>20.82</u>	<u>4370x</u>	<u>7.00</u>	<u>1.40</u>	<u>5.6</u>	<u>6.95</u>	<u>clear</u>
<u>1402</u>	<u>2250</u>	<u>20.91</u>	<u>4320x</u>	<u>7.00</u>	<u>1.32</u>	<u>5.0</u>	<u>6.95</u>	<u>clear</u>
—	—	—	<u>x</u>	—	—	—	—	—
—	—	—	<u>x</u>	—	—	—	—	—
—	—	—	<u>x</u>	—	—	—	—	—
—	—	—	<u>x</u>	—	—	—	—	—

Fe²⁺ : 0.5mg/L

Sampling

Sampling Method Dedicated tubing Actual ^{mL} Gallons Purged 2250 mL
 Time 1405 Depth to Water 1408 ^{BDP} 6.95 Color clear Other —

Remarks

Well Casing Volumes (gal/ft)

1 - 1/4" = 0.077 1 - 1/2" = 0.10 2" = 0.16 3" = 0.37 3 1/2" = 0.50 4" = 0.65 6" = 1.46

Water Sampling Log

Project Number RC000519.0012.00004 Date 09-14-10
 Project Name Romic Well Number RW-15A
 Weather SUNNY Sampling Time: Begin 1439 End 1445
 Samplers Name Blaine Tech

Evacuation Data

Measuring Point (MP) TOC
 Total Sounded Depth of Well Below MP 20.94 Diameter of Casing 4"
 Depth to Water Below MP 8.44 Calculated Gallons Purged Prior to Sampling
 Water Column in Well Sampling Pump Intake Setting (feet below measuring point)
 Gallons per Foot
 Gallons in Well

Purge Method:
 PVC Bailer Peristaltic Pump size
 Disposable Bailer Waterra Pump size
 Other Waterra pump w/ Dedicated tubing

Field Parameters

Start Time 1422 @ 250 mL/min

Time	Cumulative Temperature (gallons) in (°C)	Specific Cond. (µS/cm)	pH	DO (µg/L)	ORP	Other DTW:	Color
<u>1425</u>	<u>initial</u>	<u>20.60</u>	<u>4148</u>	<u>6.64</u>	<u>2.80</u>	<u>-97.2</u>	<u>8.44 clear</u>
<u>1428</u>	<u>750</u>	<u>20.33</u>	<u>4210</u>	<u>6.56</u>	<u>2.33</u>	<u>-106.4</u>	<u>8.44 clear</u>
<u>1431</u>	<u>1500</u>	<u>20.15</u>	<u>4202</u>	<u>6.55</u>	<u>1.93</u>	<u>-116.9</u>	<u>8.45 clear</u>
<u>1434</u>	<u>2250</u>	<u>20.13</u>	<u>4184</u>	<u>6.55</u>	<u>1.68</u>	<u>-120.7</u>	<u>8.45 clear</u>
<u>1437</u>	<u>3000</u>	<u>20.05</u>	<u>4171</u>	<u>6.55</u>	<u>1.74</u>	<u>-118.9</u>	<u>8.45 clear</u>
<u>Post</u>	<u>Fe²⁺</u>	<u>2.7 mg/L</u>					

Sampling

Sampling Method Waterra w/ Dedicated tubing Actual ^{mL}Gallons Purged Prior to Sampling 3000 mL
 Time 1445 Depth to Water 8.45 Color clear Other

Remarks * Bubbles in TSP VOA no reaction repeated attempts to remove failed.

Water Sampling Log

Project Number RC000519.0012.00004 Date 09-13-10
 Project Name Romic Well Number RW-16A
 Weather cloudy Sampling Time: Begin 1159 End 1202
 Samplers Name Blaine Tech

Evacuation Data

Measuring Point (MP) TOC
 Total Sounded Depth of Well Below MP 18.99 Diameter of Casing 4"
 Depth to Water Below MP 6.73 Calculated Gallons Purged Prior to Sampling _____
 Water Column in Well _____ Sampling Pump Intake Setting (feet below measuring point) _____
 Gallons per Foot _____
 Gallons in Well _____

Purge Method:
 PVC Bailer Diaphragm Pump size _____
 Disposable Bailer Submersible Pump size _____
 Other Natura Pump w/ Dedicated tubing

Field Parameters

Start Time 1141 @ 250 mL/min

Time	Cumulative Temperature <small>gallons</small> °F/°C	Specific Cond. µS/cm	pH	DO	ORP	Other DTW	Color	
<u>1146</u>	<u>Initial</u>	<u>19.77</u>	<u>2470x</u>	<u>7.34</u>	<u>4.75</u>	<u>-86.8</u>	<u>7.10</u>	<u>blackish</u>
<u>1149</u>	<u>750</u>	<u>19.91</u>	<u>2413x</u>	<u>6.90</u>	<u>3.55</u>	<u>-73.2</u>	<u>7.21</u>	<u>blackish</u>
<u>1152</u>	<u>1500</u>	<u>19.96</u>	<u>2275x</u>	<u>6.81</u>	<u>3.02</u>	<u>-70.4</u>	<u>7.24</u>	<u>blackish</u>
<u>1155</u>	<u>2250</u>	<u>20.03</u>	<u>2242x</u>	<u>6.80</u>	<u>3.23</u>	<u>-68.7</u>	<u>7.20</u>	<u>clear/black</u>
<u>1158</u>	<u>3000</u>	<u>20.11</u>	<u>2235x</u>	<u>6.80</u>	<u>3.31</u>	<u>-70.2</u>	<u>7.20</u>	<u>clear</u>
_____	_____	_____	<u>x</u>	_____	_____	_____	_____	_____
_____	_____	_____	<u>x</u>	_____	_____	_____	_____	_____
_____	_____	_____	<u>x</u>	_____	_____	_____	_____	_____

Post Fe²⁺: 2.5 mg/L

Sampling

Sampling Method Dedicated tubing Actual Gallons Purged Prior to Sampling 3000
 Time 1202 Depth to Water 7.20 Color clear Other _____

Remarks _____

Well Casing Volumes (gal/ft)

1 - 1/4" = 0.077 1 - 1/2" = 0.10 2" = 0.16 3" = 0.37 3 1/2" = 0.50 4" = 0.65 6" = 1.46

Water Sampling Log

Project Number RC000519.0012.00004 Date 09- -10
 Project Name Romic Well Number RW-17AR2
 Weather _____ Sampling Time: Begin _____ End _____
 Samplers Name Blaine Tech

Evacuation Data

Measuring Point (MP) TOC
 Total Sounded Depth of Well Below MP _____ Diameter of Casing 2"
 Depth to Water Below MP _____ Calculated Gallons Purged
 Prior to Sampling _____
 Water Column in Well _____ Sampling Pump Intake Setting
 Gallons per Foot _____ (feet below measuring point) _____
 Gallons in Well _____
 Purge Method:
 PVC Bailer Diaphragm Pump size _____
 Disposable Bailer Submersible Pump size _____
 Other _____

Field Parameters

Start Time _____

Time	Cumulative Temperature Gallons	Specific Cond. °F/°C	pH	DO	ORP	Other	Color
_____	_____	_____	x	_____	_____	_____	_____
_____	_____	_____	x	_____	_____	_____	_____
_____	_____	_____	x	_____	_____	_____	_____
_____	_____	_____	x	_____	_____	_____	_____
_____	_____	_____	x	_____	_____	_____	_____
_____	_____	_____	x	_____	_____	_____	_____
_____	_____	_____	x	_____	_____	_____	_____
_____	_____	_____	x	_____	_____	_____	_____

well decommissioned per client map

Sampling

Sampling Method _____ Actual Gallons Purged Prior to Sampling _____
 Time _____ Depth to Water _____ Color _____ Other _____

Remarks _____

Well Casing Volumes (gal/ft)

1 - 1/4" = 0.077 1 - 1/2" = 0.10 2" = 0.16 3" = 0.37 3 1/2" = 0.50 4" = 0.65 6" = 1.46

Water Sampling Log

Project Number RC000519.0012.00004 Date 09-13-10
 Project Name Romic Well Number RW-18A
 Weather Overcast Sampling Time: Begin 1228 End 1232
 Samplers Name Blaine Tech

Evacuation Data

Measuring Point (MP) TOC
 Total Sounded Depth of Well Below MP 2182 Diameter of Casing 2"
 Depth to Water Below MP 8.02 Calculated Gallons Purged Prior to Sampling _____
 Water Column in Well _____ Sampling Pump Intake Setting (feet below measuring point) _____
 Gallons per Foot _____
 Gallons in Well _____

Purge Method:
 PVC Bailer Diaphragm Pump size _____
 Disposable Bailer Submersible Pump size _____
 Other Water

Field Parameters

Start Time 1208

Time	Cumulative Temperature Gallons w/ °F/°C	Specific Cond. µS/cm	pH	DO	ORP	Other	Color
<u>1210</u>	<u>initial</u> <u>19.9</u>	<u>34307_x</u>	<u>6.67</u>	<u>0.93</u>	<u>-207.2</u>		<u>clear</u>
<u>1212</u>	<u>600</u> <u>20.0</u>	<u>33297_x</u>	<u>6.73</u>	<u>0.61</u>	<u>-225.2</u>		↓
<u>1216</u>	<u>1200</u> <u>19.9</u>	<u>32922_x</u>	<u>6.75</u>	<u>0.54</u>	<u>-233.3</u>		
<u>1219</u>	<u>1800</u> <u>20.0</u>	<u>32568_x</u>	<u>6.75</u>	<u>0.55</u>	<u>-239.7</u>		
<u>1222</u>	<u>2400</u> <u>20.2</u>	<u>32348_x</u>	<u>6.76</u>	<u>0.56</u>	<u>-247.7</u>		
		<u>x</u>					
		<u>x</u>					
		<u>x</u>					<u>Fe²⁺ 0.9 mg/L</u>

Sampling

Sampling Method Dev. Tubing Actual Gallons Purged Prior to Sampling 2.5
 Time 1228 Depth to Water _____ Color clear Other _____

Remarks

Well Casing Volumes (gal/ft)

1 - 1/4" = 0.077 1 - 1/2" = 0.10 2" = 0.16 3" = 0.37 3 1/2" = 0.50 4" = 0.65 6" = 1.46

Water Sampling Log

Project Number RC000519.0012.00004 Date 09- -10
 Project Name Romic Well Number RW-19A
 Weather _____ Sampling Time: Begin _____ End _____
 Samplers Name Blaine Tech

Evacuation Data

Measuring Point (MP) TOC
 Total Sounded Depth of Well Below MP _____ Diameter of Casing 2"
 Depth to Water Below MP _____ Calculated Gallons Purged
 Prior to Sampling _____
 Water Column in Well _____ Sampling Pump Intake Setting
 Gallons per Foot _____ (feet below measuring point) _____
 Gallons in Well _____

Purge Method:
 PVC Bailer Diaphragm Pump size _____
 Disposable Bailer Submersible Pump size _____
 Other _____

Field Parameters *if unable to locate*

No sample

Start Time _____	Time	Cumulative Temperature Gallons	Specific Cond. $\mu\text{S}/\text{cm}$	pH	DO	ORP	Other	Color
			x					
			x					
			x					
			x					
			x					
			x					
			x					
			x					

Sampling

Sampling Method _____ Actual Gallons Purged Prior to Sampling _____
 Time _____ Depth to Water _____ Color _____ Other _____

Remarks

Well Casing Volumes (gal/ft)
 1 - 1/4" = 0.077 1 - 1/2" = 0.10 2" = 0.16 3" = 0.37 3 1/2" = 0.50 4" = 0.65 6" = 1.46

Water Sampling Log

Project Number RC000519.0012.00004 Date 09-13-10
 Project Name Romic Well Number RW-23AR
 Weather _____ Sampling Time: Begin _____ End _____
 Samplers Name Blaine Tech

Evacuation Data

Measuring Point (MP) TOC
 Total Sounded Depth of Well Below MP _____ Diameter of Casing 2"
 Depth to Water Below MP _____ Calculated Gallons Purged Prior to Sampling _____
 Water Column in Well _____ Sampling Pump Intake Setting (feet below measuring point) _____
 Gallons per Foot _____
 Gallons in Well _____

Purge Method:
 PVC Bailer Diaphragm Pump size _____
 Disposable Bailer Submersible Pump size _____
 Other _____

Field Parameters

Start Time _____

Time	Cumulative Temperature Gallons	°F/°C	Specific Cond. µS/cm	pH	DO	ORP	Other	Color
_____	_____	_____	x	<i>well Decommissioned</i>				
_____	_____	_____	x	<i>No Sample</i>				
_____	_____	_____	x	_____	_____	_____	_____	_____
_____	_____	_____	x	_____	_____	_____	_____	_____
_____	_____	_____	x	_____	_____	_____	_____	_____
_____	_____	_____	x	_____	_____	_____	_____	_____
_____	_____	_____	x	_____	_____	_____	_____	_____
_____	_____	_____	x	_____	_____	_____	_____	_____

Sampling

Sampling Method _____ Actual Gallons Purged Prior to Sampling _____
 Time _____ Depth to Water _____ Color _____ Other _____

Remarks

Well Casing Volumes (gal/ft)

1 - 1/4" = 0.077 1 - 1/2" = 0.10 2" = 0.16 3" = 0.37 3 1/2" = 0.50 4" = 0.65 6" = 1.46

Water Sampling Log

Project Number RC000519.0012.00004 Date 09-13-10
 Project Name Romic Well Number RW-24A
 Weather clear Sampling Time: Begin End
 Samplers Name Blaine Tech

Evacuation Data

Measuring Point (MP) TOC
 Total Sounded Depth of Well Below MP Diameter of Casing 2"
 Depth to Water Below MP Calculated Gallons Purged
 Prior to Sampling
 Water Column in Well Sampling Pump Intake Setting
 Gallons per Foot (feet below measuring point)
 Gallons in Well

Purge Method:
 PVC Bailer Diaphragm Pump size
 Disposable Bailer Submersible Pump size
 Other

Field Parameters

Start Time

Time	Cumulative Temperature Gallons	°F/°C	Specific Cond. µS/cm	pH	DO	ORP	Other	Color
<i>* Decommissioned well x Can not purge or sample.</i>								
			x					
			x					
			x					
			x					
			x					
			x					
			x					

Sampling

Sampling Method Actual Gallons Purged
 Prior to Sampling
 Time Depth to Water Color Other

Remarks

Well Casing Volumes (gal/ft)

1 - 1/4" = 0.077 1 - 1/2" = 0.10 2" = 0.16 3" = 0.37 3 1/2" = 0.50 4" = 0.65 6" = 1.46

Water Sampling Log

Project Number RC000519.0012.00004 Date 09-13-10
 Project Name Romic Well Number RW-25A
 Weather clear Sampling Time: Begin _____ End _____
 Samplers Name Blaine Tech

Evacuation Data

Measuring Point (MP) TOC
 Total Sounded Depth of Well Below MP _____ Diameter of Casing 2"
 Depth to Water Below MP _____ Calculated Gallons Purged
 Prior to Sampling _____
 Water Column in Well _____ Sampling Pump Intake Setting
 Gallons per Foot _____ (feet below measuring point) _____
 Gallons in Well _____
 Purge Method:
 PVC Bailer Diaphragm Pump size _____
 Disposable Bailer Submersible Pump size _____
 Other _____

Field Parameters *well decommissioned per client*

Start Time _____

Time	Cumulative Temperature Gallons	°F/°C	Specific Cond. µS/cm	pH	DO	ORP	Other	Color
_____	_____	_____	x	_____	_____	_____	_____	_____
_____	_____	_____	x	_____	_____	_____	_____	_____
_____	_____	_____	x	_____	_____	_____	_____	_____
_____	_____	_____	x	_____	_____	_____	_____	_____
_____	_____	_____	x	_____	_____	_____	_____	_____
_____	_____	_____	x	_____	_____	_____	_____	_____
_____	_____	_____	x	_____	_____	_____	_____	_____
_____	_____	_____	x	_____	_____	_____	_____	_____

Sampling

Sampling Method _____ Actual Gallons Purged Prior to Sampling _____
 Time _____ Depth to Water _____ Color _____ Other _____

Remarks _____

Well Casing Volumes (gal/ft)

1 - 1/4" = 0.077 1 - 1/2" = 0.10 2" = 0.16 3" = 0.37 3 1/2" = 0.50 4" = 0.65 6" = 1.46

Water Sampling Log

Project Number RC000519.0012.00004 Date 09-14 -10
 Project Name Romic Well Number RW-26A
 Weather cloudy Sampling Time: Begin 0955 End 1000
 Samplers Name Blaine Tech

Evacuation Data

Measuring Point (MP) TOC
 Total Sounded Depth of Well Below MP 17.89 Diameter of Casing 2"
 Depth to Water Below MP 8.02 Calculated Gallons Purged Prior to Sampling —
 Water Column in Well — Sampling Pump Intake Setting (feet below measuring point) —
 Gallons per Foot —
 Gallons in Well —

Purge Method:
 PVC Bailer Peristaltic Pump size —
 Disposable Bailer Waterra Pump size —
 Other w/ dedicated tubing

Field Parameters

Start Time 0938 @ 250 ml/min

Time	Cumulative Temperature (gallons) <small>ml</small>	(°C)	Specific Cond. (µS/cm)	pH	DO (µg/L)	ORP	Other DTW	Color
<u>0941</u>	<u>initial</u>	<u>22.39</u>	<u>4050</u>	<u>6.75</u>	<u>4.52</u>	<u>-99.8</u>	<u>8.78</u>	<u>clear/brown</u>
<u>0944</u>	<u>750</u>	<u>22.39</u>	<u>3606</u>	<u>6.62</u>	<u>2.15</u>	<u>-108.4</u>	<u>8.80</u>	<u>clear/brown</u>
<u>0947</u>	<u>1500</u>	<u>22.71</u>	<u>3435</u>	<u>6.58</u>	<u>1.29</u>	<u>-111.0</u>	<u>8.81</u>	<u>clear/brown</u>
<u>0950</u>	<u>2250</u>	<u>22.67</u>	<u>3421</u>	<u>6.58</u>	<u>1.13</u>	<u>-111.2</u>	<u>8.81</u>	<u>clear/brown</u>
<u>0953</u>	<u>3000</u>	<u>22.75</u>	<u>3395</u>	<u>6.57</u>	<u>1.07</u>	<u>-115.2</u>	<u>8.82</u>	<u>clear/brown</u>

Post Fe²⁺: 3.5 mg/L

Sampling

Sampling Method Dedicated tubing Actual ^{ml}Gallons Purged Prior to Sampling 3000 ml
 Time 1000 Depth to Water 8.84 Color clear/brown Other —

Remarks * Bubbles in VCL & TSP VOAs due to reaction w/ preservative

Water Sampling Log

Project Number RC000519.0012.00004 Date 09-15-10
 Project Name Romic Well Number RW-27A
 Weather cloudy Sampling Time: Begin 0735 End 0740
 Samplers Name Blaine Tech

Evacuation Data

Measuring Point (MP) TOC
 Total Sounded Depth of Well Below MP 19.74 Diameter of Casing 2"
 Depth to Water Below MP 7.35 Calculated Gallons Purged Prior to Sampling
 Water Column in Well Sampling Pump Intake Setting (feet below measuring point)
 Gallons per Foot
 Gallons in Well

Purge Method:
 PVC Bailer Peristaltic Pump size
 Disposable Bailer Waterra Pump size
 Other w/ Dedicated tubing

Field Parameters

Start Time 0719 @ 250 ml/min

Time	Cumulative Temperature (gallons) mL (°C)	Specific Cond. (µS/cm)	pH	DO (µg/L)	ORP	Other DTW	Color
<u>0722</u>	<u>initial</u>	<u>20.48</u>	<u>4110</u>	<u>6.98</u>	<u>3.34</u>	<u>70.0</u>	<u>7.39</u> <u>clear</u>
<u>0725</u>	<u>750</u>	<u>20.11</u>	<u>3977</u>	<u>6.98</u>	<u>3.40</u>	<u>15.0</u>	<u>7.39</u> <u>clear</u>
<u>0728</u>	<u>1500</u>	<u>20.19</u>	<u>3923</u>	<u>6.99</u>	<u>3.50</u>	<u>+2.9</u>	<u>7.39</u> <u>clear</u>
<u>0731</u>	<u>2250</u>	<u>20.20</u>	<u>3914</u>	<u>7.00</u>	<u>3.28</u>	<u>-9.3</u>	<u>7.39</u> <u>clear</u>
<u>0734</u>	<u>3000</u>	<u>20.32</u>	<u>3904</u>	<u>7.01</u>	<u>3.19</u>	<u>-16.1</u>	<u>7.40</u> <u>clear</u>

Post Fe⁺⁺: 0.8 mg/L

Sampling

Sampling Method Dedicated tubing Actual ^{mL} Gallons Purged Prior to Sampling 3000 mL
 Time 0740 Depth to Water 7.40 Color clear Other

Remarks

Water Sampling Log

Project Number RC000519.0012.00004 Date 09-15-10
 Project Name Romic Well Number RW-28A
 Weather clear Sampling Time: Begin 1140 End 1144
 Samplers Name Blaine Tech

Evacuation Data

Measuring Point (MP) TOC
 Total Sounded Depth of Well Below MP 39.12 Diameter of Casing 2"
 Depth to Water Below MP 7.61 Calculated Gallons Purged
 Prior to Sampling _____
 Water Column in Well _____ Sampling Pump Intake Setting
 Gallons per Foot _____ (feet below measuring point) _____
 Gallons in Well _____
 Purge Method:
 PVC Bailer Peristaltic Pump size _____
 Disposable Bailer Waterra Pump size _____
 Other _____

Field Parameters

Start Time 1120

Time	Cumulative Temperature (gallons) (°C)	Specific Cond. (µS/cm)	pH	DO (µg/L)	ORP	Other	Color
<u>1123</u>	<u>21.4</u>	<u>21.3</u>	<u>5510</u> ✓	<u>7.53</u>	<u>1.53</u>	<u>-215.7</u>	_____
<u>1126</u>	<u>1.2</u>	<u>19.9</u>	<u>54010</u> ✓	<u>7.15</u>	<u>0.14</u>	<u>-229.0</u>	_____
<u>1129</u>	<u>1.8</u>	<u>19.7</u>	<u>55030</u>	<u>7.04</u>	<u>0.13</u>	<u>-233.8</u>	_____
<u>1132</u>	<u>2.4</u>	<u>19.5</u>	<u>54950</u>	<u>7.06</u>	<u>0.11</u>	<u>-241.4</u>	_____
_____	_____	_____	_____	_____	_____	_____	_____
_____	_____	_____	_____	_____	_____	_____	_____
_____	_____	_____	_____	_____	_____	_____	_____
_____	_____	_____	_____	_____	_____	_____	_____
_____	_____	_____	_____	_____	_____	<u>Fe²⁺ 2.7 mg/L</u>	_____

Sampling

Sampling Method Del. Tubing Actual Gallons Purged 2.4
 Prior to Sampling _____
 Time 1140 Depth to Water 7.70 Color clear Other _____

Remarks DUP-5 collected @ 1150

Water Sampling Log

Project Number RC000519.0012.00004 Date 09-14-10
 Project Name Romic Well Number RW-29A
 Weather clear Sampling Time: Begin 1135 End 1138
 Samplers Name Blaine Tech

Evacuation Data

Measuring Point (MP) TOC
 Total Sounded Depth of Well Below MP 14.0 Diameter of Casing 2"
 Depth to Water Below MP 7.49 Calculated Gallons Purged
 Prior to Sampling _____
 Water Column in Well _____ Sampling Pump Intake Setting
 Gallons per Foot _____ (feet below measuring point) _____
 Gallons in Well _____

Purge Method:
 PVC Bailer Peristaltic Pump size _____
 Disposable Bailer Waterra Pump size _____
 Other _____

Field Parameters

Start Time 1105

Time	Cumulative Temperature (gallons)	(°C)	Specific Cond. (µS/cm)	pH	DO (µg/L)	ORP	Other	Color
<u>1118</u>	<u>0.6</u>	<u>21.9</u>	<u>26620</u>	<u>7.27</u>	<u>1.41</u>	<u>-161.5</u>		
<u>1121</u>	<u>1.2</u>	<u>22.0</u>	<u>27300</u>	<u>7.27</u>	<u>2.05</u>	<u>-163.9</u>		
<u>1124</u>	<u>1.8</u>	<u>22.1</u>	<u>28530</u>	<u>7.30</u>	<u>1.10</u>	<u>-160.0</u>		
<u>1127</u>	<u>2.4</u>	<u>22.3</u>	<u>28750</u>	<u>7.34</u>	<u>1.04</u>	<u>-155.6</u>		
<u>1130</u>	<u>3</u>	<u>22.6</u>	<u>28870</u>	<u>7.31</u>	<u>0.95</u>	<u>-157.7</u>		

Fe²⁺ 2.80 mg/L

Sampling

Sampling Method Ded Tubing Actual Gallons Purged
 Prior to Sampling 3.0
 Time 1135 Depth to Water 9.25 Color clear Other _____

Remarks _____

Water Sampling Log

Project Number RC000519.0012.00004 Date 09-13-10
 Project Name Romic Well Number RW-3B
 Weather cloudy Sampling Time: Begin 1405 End 1410
 Samplers Name Blaine Tech

Evacuation Data

Measuring Point (MP) TOC
 Total Sounded Depth of Well Below MP 42.02 Diameter of Casing 4"
 Depth to Water Below MP 601 Calculated Gallons Purged
 Prior to Sampling _____
 Water Column in Well _____ Sampling Pump Intake Setting
 Gallons per Foot _____ (feet below measuring point) _____
 Gallons in Well _____

Purge Method:
 PVC Bailer Diaphragm Pump size _____
 Disposable Bailer Submersible Pump size _____
 Other Waterra

Field Parameters

Start Time 1345

Time	Cumulative Temperature L Gallons °F/°C	Specific Cond. µS/cm	pH	DO	ORP	Other	Color
<u>1348</u>	<u>0.6</u>	<u>22.0</u>	<u>45338</u>	<u>8.33</u>	<u>0.97</u>	<u>-2037</u>	
<u>1351</u>	<u>1.2</u>	<u>21.2</u>	<u>44770x</u>	<u>7.80</u>	<u>0.32</u>	<u>-2329</u>	
<u>1354</u>	<u>1.8</u>	<u>22.5</u>	<u>45274x</u>	<u>7.48</u>	<u>0.24</u>	<u>-2561</u>	
<u>1357</u>	<u>2.4</u>	<u>22.5</u>	<u>44915x</u>	<u>7.36</u>	<u>0.25</u>	<u>-2521</u>	
			x				
			x				
			x				
			x				
						<u>Fe²⁺ 1.8mg/L</u>	

Sampling

Sampling Method Ded. Tubing Actual Gallons Purged L
 Prior to Sampling 2.4
 Time 1405 Depth to Water 5.90 Color clear Other _____

Remarks

Well Casing Volumes (gal/ft)

1 - 1/4" = 0.077	1 - 1/2" = 0.10	2" = 0.16	3" = 0.37	3 1/2" = 0.50	4" = 0.65	6" = 1.46
------------------	-----------------	-----------	-----------	---------------	-----------	-----------

Water Sampling Log

Project Number RC000519.0012.00004 Date 09-13-10
 Project Name Romic Well Number RW-4B
 Weather Cloudy Sampling Time: Begin 1435 End 1440
 Samplers Name Blaine Tech

Evacuation Data

Measuring Point (MP) TOC
 Total Sounded Depth of Well Below MP 47.78 Diameter of Casing 2"
 Depth to Water Below MP 7.58 Calculated Gallons Purged
 Prior to Sampling _____
 Water Column in Well _____ Sampling Pump Intake Setting
 Gallons per Foot _____ (feet below measuring point) _____
 Gallons in Well _____
 Purge Method:
 PVC Bailer Diaphragm Pump size _____
 Disposable Bailer Submersible Pump size _____
 Other Watera

Field Parameters

Start Time 1414

Time	Cumulative Temperature <small>Gallons</small> °C	Specific Cond. µS/cm	pH	DO	ORP	Other	Color
<u>1416</u>	<u>initial</u>	<u>21.3</u>	<u>522x2</u>	<u>7.93</u>	<u>1.25</u>	<u>-197.9</u>	
<u>1419</u>	<u>.6</u>	<u>19.7</u>	<u>50897x</u>	<u>7.06</u>	<u>0.74</u>	<u>-204.9</u>	
<u>1422</u>	<u>1.2</u>	<u>19.6</u>	<u>49571 x</u>	<u>7.94</u>	<u>1.32</u>	<u>-209.6</u>	
<u>1425</u>	<u>1.8</u>	<u>19.6</u>	<u>48785x</u>	<u>6.92</u>	<u>1.39</u>	<u>-215.1</u>	
<u>1428</u>	<u>2.4</u>	<u>19.5</u>	<u>48402x</u>	<u>6.91</u>	<u>1.49</u>	<u>-219.4</u>	
			<u>x</u>				
			<u>x</u>				
			<u>x</u>				
						<u>Fe²⁺ 1.0 mg/L</u>	

Sampling

Sampling Method Dev. Tubing Actual Gallons Purged L
 Prior to Sampling _____
 Time 1435 Depth to Water 7.58 Color clear Other _____

Remarks

Well Casing Volumes (gal/ft)

1 - 1/4" = 0.077 1 - 1/2" = 0.10 2" = 0.16 3" = 0.37 3 1/2" = 0.50 4" = 0.65 6" = 1.46

Water Sampling Log

Project Number RC000519.0012.00004 Date 09-15-10
 Project Name Romic Well Number RW-5B
 Weather cloudy Sampling Time: Begin 0847 End 0855
 Samplers Name Blaine Tech

Evacuation Data

Measuring Point (MP) TOC
 Total Sounded Depth of Well Below MP _____ Diameter of Casing 4" 2"
 Depth to Water Below MP _____ Calculated Gallons Purged Prior to Sampling _____
 Water Column in Well _____ Sampling Pump Intake Setting (feet below measuring point) _____
 Gallons per Foot _____
 Gallons in Well _____

Purge Method:
 PVC Bailer Peristaltic Pump size _____
 Disposable Bailer Waterra Pump size _____
 Other w/ dedicated tubing

Field Parameters

Start Time 0830 @ 250 mL/min

Time	Cumulative Temperature (gallons) mL (°C)	Specific Cond. (µS/cm)	pH	DO (µg/L)	ORP	Other DTW:	Color
<u>0833</u>	<u>initial 20.23</u>	<u>63683</u>	<u>6.23</u>	<u>1.99</u>	<u>-307.9</u>	<u>6.11</u>	<u>black</u>
<u>0836</u>	<u>750 20.18</u>	<u>66211</u>	<u>6.28</u>	<u>3.28</u>	<u>-316.4</u>	<u>6.11</u>	<u>black</u>
<u>0839</u>	<u>1500 20.14</u>	<u>60467</u>	<u>6.25</u>	<u>2.78</u>	<u>-338.5</u>	<u>6.13</u>	<u>black</u>
<u>0842</u>	<u>2250 20.05</u>	<u>65239</u>	<u>6.10</u>	<u>2.57</u>	<u>-448.9</u>	<u>6.15</u>	<u>black</u>
<u>0845</u>	<u>3000 19.98</u>	<u>64485</u>	<u>6.10</u>	<u>2.56</u>	<u>-448.2</u>	<u>6.15</u>	<u>black</u>

Post Fe⁺⁺: 1.8 mg/L

Sampling

Sampling Method Dedicated tubing Actual ^{mL}Gallons Purged Prior to Sampling 3000
 Time 0855 Depth to Water 6.15 Color black Other _____

Remarks

Water Sampling Log

Project Number RC000519.0012.00004 Date 09-14-10
 Project Name Romic Well Number RW-7B
 Weather sunny Sampling Time: Begin 1210 End 1215
 Samplers Name Blaine Tech

Evacuation Data

Measuring Point (MP) TOC
 Total Sounded Depth of Well Below MP 41.47 Diameter of Casing 4"
 Depth to Water Below MP 6.48 Calculated Gallons Purged Prior to Sampling —
 Water Column in Well — Sampling Pump Intake Setting (feet below measuring point) —
 Gallons per Foot —
 Gallons in Well —

Purge Method:

PVC Bailer Diaphragm Pump size —
 Disposable Bailer Submersible Pump size —

Other Water pump w/ dedicated tubing

Field Parameters

Start Time 1153 @ 250ml/min

Time	Cumulative Temperature Gallons mL °F/°C	Specific Cond. µS/cm	pH	DO	ORP	other DTW:	Color
<u>1156</u>	<u>initial</u>	<u>17.98</u>	<u>69871 x</u>	<u>7.04</u>	<u>4.40</u>	<u>-165.1</u>	<u>6.49 clear</u>
<u>1159</u>	<u>750</u>	<u>18.11</u>	<u>60102 x</u>	<u>6.74</u>	<u>1.38</u>	<u>-167.4</u>	<u>6.49 clear</u>
<u>1202</u>	<u>1500</u>	<u>18.04</u>	<u>59178 x</u>	<u>6.65</u>	<u>1.08</u>	<u>-170.5</u>	<u>6.49 clear</u>
<u>1205</u>	<u>2250</u>	<u>18.16</u>	<u>58807 x</u>	<u>6.62</u>	<u>0.78</u>	<u>-175.8</u>	<u>6.49 clear</u>
<u>1208</u>	<u>3000</u>	<u>18.68</u>	<u>58534 x</u>	<u>6.61</u>	<u>0.69</u>	<u>-177.1</u>	<u>6.49 clear</u>
—	—	—	x	—	—	—	—
—	—	—	x	—	—	—	—
—	—	—	x	—	—	—	—

Post Fe²⁺: 1.2 mg/L

Sampling

Sampling Method Dedicated tubing Actual ^{mL} Gallons Purged Prior to Sampling 3000
 Time 1215 Depth to Water 6.49 Color clear Other —

Remarks

Well Casing Volumes (gal/ft)

1 - 1/4" = 0.077 1 - 1/2" = 0.10 2" = 0.16 3" = 0.37 3 1/2" = 0.50 4" = 0.65 6" = 1.46

Water Sampling Log

Project Number RC000519.0012.00004 Date 09-15-10
 Project Name Romic Well Number RW-11B
 Weather cloudy Sampling Time: Begin 902 End 905
 Samplers Name Blaine Tech

Evacuation Data

Measuring Point (MP) TOC
 Total Sounded Depth of Well Below MP 4129 Diameter of Casing 4"
 Depth to Water Below MP 8.01 Calculated Gallons Purged
 Prior to Sampling _____
 Water Column in Well _____ Sampling Pump Intake Setting
 Gallons per Foot _____ (feet below measuring point) _____
 Gallons in Well _____
 Purge Method:
 PVC Bailer Diaphragm Pump size _____
 Disposable Bailer Submersible Pump size _____
 Other Watera

Field Parameters

Start Time 843

Time	Cumulative Temperature Gallons °F/C	Specific Cond. µS/cm	pH	DO	ORP	Other	Color
<u>846</u>	<u>0.6</u> <u>17.1</u>	<u>5464R</u>	<u>7.52</u>	<u>1.40</u>	<u>-163.5</u>		
<u>849</u>	<u>1.2</u> <u>18.0</u>	<u>55640x</u>	<u>7.13</u>	<u>0.35</u>	<u>-175.0</u>		
<u>852</u>	<u>1.8</u> <u>18.6</u>	<u>56260x</u>	<u>6.98</u>	<u>0.35</u>	<u>-177.3</u>		
<u>855</u>	<u>2.4</u> <u>18.7</u>	<u>56470x</u>	<u>6.94</u>	<u>0.34</u>	<u>-183.5</u>		
		x					
		x					
		x					
		x				<u>Fe²⁺</u>	<u>1.5 mg/L</u>

Sampling

Sampling Method Dee-Tubing Actual Gallons Purged
 Prior to Sampling 2.4
 Time 902 Depth to Water 8.05 Color clear Other _____

Remarks

Well Casing Volumes (gal/ft)

1 - 1/4" = 0.077 1 - 1/2" = 0.10 2" = 0.16 3" = 0.37 3 1/2" = 0.50 4" = 0.65 6" = 1.46

Water Sampling Log

Project Number RC000519.0012.00004 Date 09-14-10
 Project Name Romic Well Number RW-14B
 Weather cloudy Sampling Time: Begin 0837 End 0840
 Samplers Name Blaine Tech

Evacuation Data

Measuring Point (MP) TOC
 Total Sounded Depth of Well Below MP 42.68 Diameter of Casing 2"
 Depth to Water Below MP 7.01 Calculated Gallons Purged
 Prior to Sampling _____
 Water Column in Well _____ Sampling Pump Intake Setting
 Gallons per Foot _____ (feet below measuring point) _____
 Gallons in Well _____

Purge Method:
 PVC Bailer Diaphragm Pump size _____
 Disposable Bailer Submersible Pump size _____
 Other waterra w/ dedicated tubing

Field Parameters

Start Time 0823 @ 250 mL/min

Time	Cumulative Temperature Gallons	°F/°C	Specific Cond. µS/cm	pH	DO	ORP	Other DTW:	Color
<u>0826</u>	<u>initial</u>	<u>19.50</u>	<u>52548</u>	<u>6.54</u>	<u>3.33</u>	<u>52.9</u>	<u>7.01</u>	<u>clear/light brown</u>
<u>0829</u>	<u>750</u>	<u>19.41</u>	<u>58320 x</u>	<u>6.37</u>	<u>0.91</u>	<u>39.6</u>	<u>7.01</u>	<u>clear</u>
<u>0832</u>	<u>1500</u>	<u>19.51</u>	<u>56775x</u>	<u>6.40</u>	<u>0.98</u>	<u>34.7</u>	<u>7.01</u>	<u>clear/light brown</u>
<u>0835</u>	<u>2250</u>	<u>19.51</u>	<u>55811 x</u>	<u>6.40</u>	<u>0.88</u>	<u>32.5</u>	<u>7.01</u>	<u>clear/light brown</u>
_____	_____	_____	<u>x</u>	_____	_____	_____	_____	_____
_____	_____	_____	<u>x</u>	_____	_____	_____	_____	_____
_____	_____	_____	<u>x</u>	_____	_____	_____	_____	_____
_____	_____	_____	<u>x</u>	_____	_____	_____	_____	_____

Post Fe²⁺: 1.0 mg/L

Sampling

Sampling Method Dedicated tubing Actual Gallons Purged 2250
 Time 0840 Depth to Water 7.01 Prior to Sampling light brown
 Color clear Other _____

Remarks DUP 1 @ 0850
* OBSTRUCTION @ 7.00'

Well Casing Volumes (gal/ft)

1 - 1/4" = 0.077 1 - 1/2" = 0.10 2" = 0.16 3" = 0.37 3 1/2" = 0.50 4" = 0.65 6" = 1.46

Water Sampling Log

Project Number RC000519.0012.00004 Date 09-14-10
 Project Name Romic Well Number RW-16B
 Weather Sunny Sampling Time: Begin 1325 End 1330
 Samplers Name Blaine Tech

Evacuation Data

Measuring Point (MP) TOC
 Total Sounded Depth of Well Below MP 41.83 Diameter of Casing 2"
 Depth to Water Below MP 6.59 Calculated Gallons Purged
 Prior to Sampling
 Water Column in Well Sampling Pump Intake Setting
 Gallons per Foot (feet below measuring point)
 Gallons in Well

Purge Method:

PVC Bailer Diaphragm Pump size
 Disposable Bailer Submersible Pump size

Other Waterfall w/ disposable decontaminated tubing

Field Parameters

Start Time 1310 @ 250ml/min

Time	Cumulative Gallons ML	Temperature °F/°C	Specific Cond. µS/cm	pH	DO	ORP	Other DTW	Color
<u>1312</u>	<u>Initial</u>	<u>20.29</u>	<u>30678x</u>	<u>6.66</u>	<u>3.02</u>	<u>-48.1</u>	<u>6.71</u>	<u>clear</u>
<u>1315</u>	<u>750</u>	<u>20.91</u>	<u>32720x</u>	<u>6.56</u>	<u>2.53</u>	<u>-49.5</u>	<u>6.75</u>	<u>clear</u>
<u>1318</u>	<u>1500</u>	<u>21.10</u>	<u>32998x</u>	<u>6.54</u>	<u>2.54</u>	<u>-50.7</u>	<u>6.80</u>	<u>clear</u>
<u>1321</u>	<u>2250</u>	<u>21.46</u>	<u>33228x</u>	<u>6.52</u>	<u>2.55</u>	<u>-55.5</u>	<u>6.82</u>	<u>clear</u>
_____	_____	_____	<u>x</u>	_____	_____	_____	_____	_____
_____	_____	_____	<u>x</u>	_____	_____	_____	_____	_____
_____	_____	_____	<u>x</u>	_____	_____	_____	_____	_____
_____	_____	_____	<u>x</u>	_____	_____	_____	_____	_____
<u>Post Fe⁺⁺: 3.5 mg/L</u>			<u>x</u>	_____	_____	_____	_____	_____

Sampling

Sampling Method Dedicated tubing Actual ^{ML}Gallons Purged
 Prior to Sampling 2250 mL
 Time 1330 Depth to Water 6.82 Color clear Other

Remarks

Well Casing Volumes (gal/ft)

1 - 1/4" = 0.077 1 - 1/2" = 0.10 2" = 0.16 3" = 0.37 3 1/2" = 0.50 4" = 0.65 6" = 1.46

Water Sampling Log

Project Number RC000519.0012.00004 Date 09-15-10
 Project Name Romic Well Number RW-17B
 Weather cloudy Sampling Time: Begin 1016 End 1020
 Samplers Name Blaine Tech

Evacuation Data

Measuring Point (MP) TOC
 Total Sounded Depth of Well Below MP 3.08 41.81 Diameter of Casing 2"
 Depth to Water Below MP 3.08 Calculated Gallons Purged
 Prior to Sampling —
 Water Column in Well — Sampling Pump Intake Setting
 Gallons per Foot — (feet below measuring point) —
 Gallons in Well —

Purge Method:
 PVC Bailer Peristaltic Pump size —
 Disposable Bailer Waterra Pump size —
 Other w/ dedicated tubing

Field Parameters

Start Time 0957 @ 250 mL/min

Time	Cumulative Temperature (gallons/mL) (°C)	Specific Cond. (µS/cm)	pH	DO (µg/L)	ORP	Other D _{rw}	Color
<u>1000</u>	<u>initial</u>	<u>21.37</u>	<u>22781</u>	<u>7.16</u>	<u>2.44</u>	<u>-147.3</u>	<u>3.71</u> <u>grey</u>
<u>1003</u>	<u>750</u>	<u>21.99</u>	<u>32661</u>	<u>6.30</u>	<u>1.55</u>	<u>-159.3</u>	<u>4.47</u> <u>grey/black</u>
<u>1006</u>	<u>1500</u>	<u>22.24</u>	<u>33223</u>	<u>6.32</u>	<u>1.30</u>	<u>-160.6</u>	<u>4.61</u> <u>black</u>
<u>1009</u>	<u>2250</u>	<u>22.24</u>	<u>33459</u>	<u>6.35</u>	<u>1.78</u>	<u>-162.9</u>	<u>4.62</u> <u>black</u>
<u>1012</u>	<u>3000</u>	<u>22.24</u>	<u>33257</u>	<u>6.37</u>	<u>1.74</u>	<u>-163.9</u>	<u>4.63</u> <u>black</u>
<u>Post Fe⁺⁺: 2.8</u>	<u>mg/L</u>						

Sampling

Sampling Method Dedicated tubing Actual ^{mL} Gallons Purged
 Prior to Sampling 3000 mL
 Time 1020 Depth to Water 4.63 Color black Other —

Remarks Bubbles in TSP + H₂SO₄ VOAs, strong Rx.

Water Sampling Log

Project Number RC000519.0012.00004 Date 09-13-10
 Project Name Romic Well Number RW-18B
 Weather clear Sampling Time: Begin _____ End _____
 Samplers Name Blaine Tech

Evacuation Data

Measuring Point (MP) TOC
 Total Sounded Depth of Well Below MP _____ Diameter of Casing 2"
 Depth to Water Below MP _____ Calculated Gallons Purged
 Prior to Sampling _____
 Water Column in Well _____ Sampling Pump Intake Setting
 Gallons per Foot _____ (feet below measuring point) _____
 Gallons in Well _____
 Purge Method:
 PVC Bailer Peristaltic Pump size _____
 Disposable Bailer Waterra Pump size _____
 Other _____

Field Parameters

Start Time _____

Time	Cumulative Temperature (gallons)	Temperature (°C)	Specific Cond. (µS/cm)	pH	DO (µg/L)	ORP	Other	Color
_____	_____	_____	<i>unable to locate</i>	_____	_____	_____	_____	_____
_____	_____	_____	_____	_____	_____	_____	_____	_____
_____	_____	_____	_____	_____	_____	_____	_____	_____
_____	_____	_____	_____	_____	_____	_____	_____	_____
_____	_____	_____	_____	_____	_____	_____	_____	_____
_____	_____	_____	_____	_____	_____	_____	_____	_____
_____	_____	_____	_____	_____	_____	_____	_____	_____
_____	_____	_____	_____	_____	_____	_____	_____	_____
_____	_____	_____	_____	_____	_____	_____	_____	_____

Sampling

Sampling Method _____ Actual Gallons Purged Prior to Sampling _____
 Time _____ Depth to Water _____ Color _____ Other _____

Remarks _____

Well Casing Volumes (gal/ft)

Water Sampling Log

Project Number RC000519.0012.00004 Date 09-14-10
 Project Name Romic Well Number RW-2C
 Weather clear Sampling Time: Begin 1110 End 1114
 Samplers Name Blaine Tech

Evacuation Data

Measuring Point (MP) TOC
 Total Sounded Depth of Well Below MP 71.89 Diameter of Casing 4"
 Depth to Water Below MP 598 Calculated Gallons Purged
 Prior to Sampling _____
 Water Column in Well _____ Sampling Pump Intake Setting
 Gallons per Foot _____ (feet below measuring point) _____
 Gallons in Well _____
 Purge Method:
 PVC Bailer Peristaltic Pump size _____
 Disposable Bailer Waterra Pump size _____
 Other _____

Field Parameters

Start Time 1051

Time	Cumulative Temperature (gallons) L (°C)	Specific Cond. (µS/cm)	pH	DO (µg/L)	ORP	Other	Color
<u>1054</u>	<u>0.6</u> <u>21.0</u>	<u>28800</u>	<u>8.52</u>	<u>0.60</u>	<u>-228.1</u>		
<u>1057</u>	<u>1.2</u> <u>21.0</u>	<u>28900</u>	<u>8.17</u>	<u>0.25</u>	<u>-221.3</u>		
<u>1100</u>	<u>1.8</u> <u>21.5</u>	<u>29060</u>	<u>8.03</u>	<u>0.14</u>	<u>-253.4</u>		
<u>1103</u>	<u>2.4</u> <u>20.8</u>	<u>29070</u>	<u>8.00</u>	<u>0.18</u>	<u>-261.3</u>		

Fe²⁺ 0.0 mg/L

Sampling

Sampling Method Red Tubing Actual Gallons Purged
 Prior to Sampling 2.4
 Time 1110 Depth to Water 6.10 Color clear Other _____

Remarks

Water Sampling Log

Project Number RC000519.0012.00004 Date 09-14-10
 Project Name Romic Well Number RW-3C
 Weather cloudy Sampling Time: Begin 945 End 948
 Samplers Name Blaine Tech

Evacuation Data

Measuring Point (MP) TOC
 Total Sounded Depth of Well Below MP 68.80 Diameter of Casing 4"
 Depth to Water Below MP 4.78 Calculated Gallons Purged
 Prior to Sampling _____
 Water Column in Well _____ Sampling Pump Intake Setting
 Gallons per Foot _____ (feet below measuring point) _____
 Gallons in Well _____
 Purge Method:
 PVC Bailer Diaphragm Pump size _____
 Disposable Bailer Submersible Pump size _____
 Other Watera

Field Parameters

Start Time 922

Time	Cumulative Temperature Gallons L °F(°C)	Specific Cond. µS/cm	pH	DO	ORP	Other	Color
<u>925</u>	<u>.6</u> <u>20.0</u>	<u>24500^x</u>	<u>8.19</u>	<u>1.24</u>	<u>-183.5</u>		
<u>928</u>	<u>1.2</u> <u>20.1</u>	<u>21700^x</u>	<u>7.71</u>	<u>1.05</u>	<u>-181.9</u>		
<u>931</u>	<u>1.8</u> <u>21.3</u>	<u>20200^x</u>	<u>7.46</u>	<u>0.46</u>	<u>-250.3</u>		
<u>934</u>	<u>2.4</u> <u>21.4</u>	<u>8800^x</u>	<u>7.05</u>	<u>0.16</u>	<u>-263.2</u>		
<u>937</u>	<u>3</u> <u>21.6</u>	<u>11370^x</u>	<u>7.23</u>	<u>0.12</u>	<u>-266.4</u>		
<u>940</u>	<u>3.6</u> <u>21.4</u>	<u>11890^x</u>	<u>7.14</u>	<u>0.11</u>	<u>-274.7</u>		
		<u>x</u>					
		<u>x</u>					

Fe²⁺ 0.0 mg/L

Sampling

Sampling Method Ded. Tubing Actual Gallons Purged
 Prior to Sampling 3.6
 Time 945 Depth to Water 5.18 Color clear Other _____

Remarks

Well Casing Volumes (gal/ft)

1 - 1/4" = 0.077 1 - 1/2" = 0.10 2" = 0.16 3" = 0.37 3 1/2" = 0.50 4" = 0.65 6" = 1.46

Water Sampling Log

Project Number RC000519.0012.00004 Date 09-14-10
 Project Name Romic Well Number RW-5C
 Weather cloudy Sampling Time: Begin 0913 End 0915
 Samplers Name Blaine Tech

Evacuation Data

Measuring Point (MP) TOC
 Total Sounded Depth of Well Below MP 56.66 Diameter of Casing 2"
 Depth to Water Below MP 5.24 Calculated Gallons Purged —
 Prior to Sampling —
 Water Column in Well — Sampling Pump Intake Setting —
 Gallons per Foot — (feet below measuring point) —
 Gallons in Well —

Purge Method:
 PVC Bailer Peristaltic Pump size —
 Disposable Bailer Waterra Pump size —
 Other w/ dedicated tubing

Field Parameters

Start Time 0856 @ 250 mL/min

Time	Cumulative Temperature (gallons) <small>ML</small>	Temperature (°C)	Specific Cond. (µS/cm)	pH	DO (µg/L)	ORP	Other <small>BTW</small>	Color
<u>0859</u>	<u>initial</u>	<u>21.64</u>	<u>31548</u>	<u>6.72</u>	<u>1.76</u>	<u>-179.1</u>	<u>5.82</u>	<u>brown</u>
<u>0902</u>	<u>750</u>	<u>20.97</u>	<u>31096</u>	<u>6.68</u>	<u>1.24</u>	<u>-206.0</u>	<u>6.60</u>	<u>brown</u>
<u>0905</u>	<u>1500</u>	<u>20.85</u>	<u>31165</u>	<u>6.65</u>	<u>0.98</u>	<u>-211.6</u>	<u>7.10</u>	<u>brown</u>
<u>0908</u>	<u>2250</u>	<u>21.05</u>	<u>31185</u>	<u>6.64</u>	<u>0.79</u>	<u>-216.9</u>	<u>7.38</u>	<u>brown</u>
<u>0911</u>	<u>3000</u>	<u>21.05</u>	<u>31173</u>	<u>6.63</u>	<u>0.69</u>	<u>-219.7</u>	<u>7.87</u>	<u>brown</u>
<u>Post</u>	<u>Fe²⁺</u>	<u>4.0 mg/L</u>						

Sampling

Sampling Method Dedicated tubing Actual ^{ML}Gallons Purged Prior to Sampling 3000
 Time 0915 Depth to Water 7.98 Color brown Other —

Remarks * Reaction in VOA's w/ preservatives w/ HCL, H2SO4 + TSP

Water Sampling Log

Project Number RC000519.0012.00004 Date 09-14-10
 Project Name Romic Well Number RW-4C
 Weather clear Sampling Time: Begin 1020 End 1024
 Samplers Name Blaine Tech

Evacuation Data

Measuring Point (MP) TOC
 Total Sounded Depth of Well Below MP 74.79 Diameter of Casing 2"
 Depth to Water Below MP 7.18 Calculated Gallons Purged
 Prior to Sampling _____
 Water Column in Well _____ Sampling Pump Intake Setting
 Gallons per Foot _____ (feet below measuring point) _____
 Gallons in Well _____
 Purge Method:
 PVC Bailer Diaphragm Pump size _____
 Disposable Bailer Submersible Pump size _____
 Other Waternova

Field Parameters

Start Time 954

Time	Cumulative Temperature Gallons L °F/°C	Specific Cond. µS/cm	pH	DO	ORP	Other	Color
<u>9:57</u>	<u>0.6</u> <u>19.6</u>	<u>2532</u> x	<u>6.91</u>	<u>0.25</u>	<u>-243.4</u>		
<u>1000</u>	<u>1.2</u> <u>19.1</u>	<u>34440x</u>	<u>7.46</u>	<u>0.16</u>	<u>-263.0</u>		
<u>1003</u>	<u>1.8</u> <u>20.5</u>	<u>34530x</u>	<u>7.61</u>	<u>0.76</u>	<u>-264.4</u>		
<u>1006</u>	<u>2.4</u> <u>21.2</u>	<u>34820x</u>	<u>7.72</u>	<u>2.72</u>	<u>-269.1</u>		
<u>1009</u>	<u>3</u> <u>21.5</u>	<u>34960x</u>	<u>6.62</u>	<u>2.82</u>	<u>-273.1</u>		
<u>1012</u>	<u>3.6</u> <u>21.7</u>	<u>34930x</u>	<u>6.58</u>	<u>2.81</u>	<u>-273.8</u>		
		x					
		x					<u>Fe²⁺ 5.20mg/L</u>

Sampling

Sampling Method Ded. Tubing Actual Gallons Purged
 Prior to Sampling 3.6
 Time 1020 Depth to Water 6.81 Color Clear Other _____

Remarks Field Blank Poured @ 950

Well Casing Volumes (gal/ft)

1 - 1/4" = 0.077 1 - 1/2" = 0.10 2" = 0.16 3" = 0.37 3 1/2" = 0.50 4" = 0.65 6" = 1.46

Water Sampling Log

Project Number RC000519.0012.00004 Date 09-14-10
 Project Name Romic Well Number RW-7C
 Weather cloudy Sampling Time: Begin 1037 End 1040
 Samplers Name Blaine Tech

Evacuation Data

Measuring Point (MP) TOC
 Total Sounded Depth of Well Below MP 73.39 Diameter of Casing 2"
 Depth to Water Below MP 6.25 Calculated Gallons Purged Prior to Sampling —
 Water Column in Well — Sampling Pump Intake Setting (feet below measuring point) —
 Gallons per Foot —
 Gallons in Well —

Purge Method:
 PVC Bailer Diaphragm Pump size _____
 Disposable Bailer Submersible Pump size _____
 Other Watera w/ Dedicated tubing

Field Parameters

Start Time 1023 @ 250 mL/min

Time	Cumulative Temperature Gallons mL	Temperature °F/C	Specific Cond. µS/cm	pH	DO	ORP	Other DTW	Color
<u>1026</u>	<u>initial</u>	<u>18.23</u>	<u>50000x</u>	<u>7.23</u>	<u>2.54</u>	<u>15.4</u>	<u>6.52</u>	<u>clear</u>
<u>1029</u>	<u>750</u>	<u>17.97</u>	<u>50524x</u>	<u>6.81</u>	<u>1.08</u>	<u>-14.3</u>	<u>6.53</u>	<u>clear</u>
<u>1032</u>	<u>1500</u>	<u>17.95</u>	<u>50926x</u>	<u>6.73</u>	<u>0.87</u>	<u>-11.4</u>	<u>6.53</u>	<u>clear</u>
<u>1035</u>	<u>2250</u>	<u>17.97</u>	<u>50792x</u>	<u>6.72</u>	<u>0.84</u>	<u>-10.7</u>	<u>6.54</u>	<u>clear</u>
_____	_____	_____	<u>x</u>	_____	_____	_____	_____	_____
_____	_____	_____	<u>x</u>	_____	_____	_____	_____	_____
_____	_____	_____	<u>x</u>	_____	_____	_____	_____	_____
<u>Post</u>	<u>Fe²⁺</u>	<u>0.6 mg/L</u>	<u>x</u>	_____	_____	_____	_____	_____

Sampling

Sampling Method Dedicated tubing Actual Gallons Purged 2250 mL
 Time 1040 Depth to Water 6.54 Color clear Other _____

Remarks _____

Well Casing Volumes (gal/ft)

1 - 1/4" = 0.077 1 - 1/2" = 0.10 2" = 0.16 3" = 0.37 3 1/2" = 0.50 4" = 0.65 6" = 1.46

Water Sampling Log

Project Number RC000519.0012.00004 Date 09-14-10
 Project Name Romic Well Number RW-8C
 Weather Sunny Sampling Time: Begin 1139 End 1145
 Samplers Name Blaine Tech

Evacuation Data

Measuring Point (MP) TOC
 Total Sounded Depth of Well Below MP 72.64 Diameter of Casing 4"
 Depth to Water Below MP 2.04 Calculated Gallons Purged
 Prior to Sampling —
 Water Column in Well — Sampling Pump Intake Setting
 Gallons per Foot — (feet below measuring point) —
 Gallons in Well —

Purge Method:
 PVC Bailer Diaphragm Pump size —
 Disposable Bailer Submersible Pump size —
 Other Watera pump w/ dedicated tubing

Field Parameters

Start Time 1126 @ 250 ml/min

Time	Cumulative Temperature Gallons mL °F/°C	Specific Cond. µS/cm	pH	DO	ORP	Other DTW	Color
<u>1129</u>	<u>initial 21.62</u>	<u>6082x</u>	<u>7.61</u>	<u>2.35</u>	<u>-198.1</u>	<u>2.30</u>	<u>clear</u>
<u>1132</u>	<u>750 21.32</u>	<u>5911x</u>	<u>7.42</u>	<u>0.71</u>	<u>-318.9</u>	<u>2.41</u>	<u>clear</u>
<u>1135</u>	<u>1500 22.70</u>	<u>5368x</u>	<u>7.33</u>	<u>0.57</u>	<u>-332.7</u>	<u>2.49</u>	<u>clear</u>
<u>1138</u>	<u>2250 22.98</u>	<u>5275x</u>	<u>7.33</u>	<u>0.53</u>	<u>-332.3</u>	<u>2.49</u>	<u>clear</u>
—	—	<u>x</u>	—	—	—	—	—
—	—	<u>x</u>	—	—	—	—	—
—	—	<u>x</u>	—	—	—	—	—
—	—	<u>x</u>	—	—	—	—	—
<u>Post Fe²⁺: 0.7 mg/L</u>		<u>x</u>	—	—	—	—	—

Sampling

Sampling Method Dedicated tubing Actual ^{ml}Gallons Purged
 Prior to Sampling 2250
 Time 1145 Depth to Water 2.50 Color clear Other —

Remarks

Well Casing Volumes (gal/ft)

1 - 1/4" = 0.077 1 - 1/2" = 0.10 2" = 0.16 3" = 0.37 3 1/2" = 0.50 4" = 0.65 6" = 1.46

Water Sampling Log

Project Number RC000519.0012.00004 Date 09-14-10
 Project Name Romic Well Number RW-10C
 Weather clear Sampling Time: Begin 1515 End 1520
 Samplers Name Blaine Tech

Evacuation Data

Measuring Point (MP) TOC
 Total Sounded Depth of Well Below MP 58.10 Diameter of Casing 2"
 Depth to Water Below MP 2.08 Calculated Gallons Purged Prior to Sampling _____
 Water Column in Well _____ Sampling Pump Intake Setting (feet below measuring point) _____
 Gallons per Foot _____
 Gallons in Well _____

Purge Method:
 PVC Bailer Peristaltic Pump size _____
 Disposable Bailer Waterra Pump size _____
 Other _____

Field Parameters

Start Time 1453

Time	Cumulative Temperature (gallons) (°C)	Specific Cond. (µS/cm)	pH	DO (µg/L)	ORP	Other	Color
<u>1455</u>	<u>0.6</u> 21.9	<u>37290</u>	<u>6.88</u>	<u>0.26</u>	<u>-152.4</u>		
<u>1458</u>	<u>1.2</u> 22.8	<u>37110</u>	<u>7.83</u>	<u>0.13</u>	<u>-153.4</u>		
<u>1501</u>	<u>1.8</u> 23.1	<u>37090</u>	<u>6.44</u>	<u>0.15</u>	<u>-166.4</u>		
<u>1504</u>	<u>2.4</u> 22.8	<u>37130</u>	<u>6.34</u>	<u>0.10</u>	<u>-176.6</u>		
<u>1507</u>	<u>3</u> 22.7	<u>37110</u>	<u>6.34</u>	<u>0.11</u>	<u>-179.8</u>		
_____	_____	_____	_____	_____	_____		
_____	_____	_____	_____	_____	_____		
_____	_____	_____	_____	_____	_____		
_____	_____	_____	_____	_____	_____	<u>Fe²⁺</u>	<u>4.9 mg/l</u>

Sampling

Sampling Method Ded. Tubing Actual Gallons Purged Prior to Sampling 5.0
 Time 1516 Depth to Water 2.78 Color clear Other _____

Remarks _____

Water Sampling Log

Project Number RC000519.0012.00004 Date 09-14-10
 Project Name Romic Well Number RW-11C
 Weather clear Sampling Time: Begin 1042 End 1046
 Samplers Name Blaine Tech

Evacuation Data

Measuring Point (MP) TOC
 Total Sounded Depth of Well Below MP 72.91 Diameter of Casing 4"
 Depth to Water Below MP 6.25 Calculated Gallons Purged
 Prior to Sampling _____
 Water Column in Well _____ Sampling Pump Intake Setting
 Gallons per Foot _____ (feet below measuring point) _____
 Gallons in Well _____
 Purge Method:
 PVC Bailer Diaphragm Pump size _____
 Disposable Bailer Submersible Pump size _____
 Other vaterra

Field Parameters

Start Time 1022

Time	Cumulative Temperature Gallons L °F/C	Specific Cond. µS/cm	pH	DO	ORP	Other	Color
<u>1025</u>	<u>0.6</u> <u>20.5</u>	<u>2860 x</u>	<u>10.77</u>	<u>5.01</u>	<u>-214.1</u>		
<u>1028</u>	<u>1.2</u> <u>20.3</u>	<u>2590 x</u>	<u>11.14</u>	<u>3.49</u>	<u>-230.9</u>		
<u>1031</u>	<u>1.8</u> <u>21.0</u>	<u>2520 x</u>	<u>11.26</u>	<u>3.19</u>	<u>-230.5</u>		
<u>1034</u>	<u>2.4</u> <u>21.8</u>	<u>2580 x</u>	<u>11.22</u>	<u>2.33</u>	<u>-241.0</u>		
<u>1037</u>	<u>3.0</u> <u>22.4</u>	<u>2610 x</u>	<u>11.22</u>	<u>2.53</u>	<u>-247.6</u>		
<u>1040</u>	<u>3.6</u> <u>22.3</u>	<u>2740 x</u>	<u>11.16</u>	<u>1.63</u>	<u>-252.1</u>		
		<u>x</u>					
		<u>x</u>					<u>Fe²⁺ 0.0 ug/L</u>

Sampling

Sampling Method Ded. Tubing Actual Gallons Purged
 Prior to Sampling 3.6
 Time 1042 Depth to Water 6.30 Color clear Other _____

Remarks

Well Casing Volumes (gal/ft)

1 - 1/4" = 0.077 1 - 1/2" = 0.10 2" = 0.16 3" = 0.37 3 1/2" = 0.50 4" = 0.65 6" = 1.46

Water Sampling Log

Project Number RC000519.0012.00004 Date 09-13-10
 Project Name Romic Well Number RW-16C
 Weather Cloudy Sampling Time: Begin 1237 End 1240
 Samplers Name Blaine Tech

Evacuation Data

Measuring Point (MP) TOC
 Total Sounded Depth of Well Below MP 81.90 Diameter of Casing 2"
 Depth to Water Below MP 5.40 Calculated Gallons Purged
 Water Column in Well Prior to Sampling
 Gallons per Foot Sampling Pump Intake Setting
 Gallons in Well (feet below measuring point)

Purge Method:
 PVC Bailer Diaphragm Pump size
 Disposable Bailer Submersible Pump size
 Other Water pump / w dedicated tubing

Field Parameters

Start Time 1221 @ 250ml/min

Time	Cumulative Temperature Gallons ^{ml} °F/°C	Specific Cond. µS/cm	pH	DO	ORP	DTW Other	Color
<u>1224</u>	<u>initial</u>	<u>19.30</u>	<u>5565x</u>	<u>7.27</u>	<u>1.59</u>	<u>-32.7</u>	<u>5.87</u> <u>black/grey</u>
<u>1227</u>	<u>750</u>	<u>19.63</u>	<u>4701x</u>	<u>7.26</u>	<u>0.92</u>	<u>-59.6</u>	<u>6.25</u> <u>black/grey</u>
<u>1230</u>	<u>1500</u>	<u>19.89</u>	<u>4075x</u>	<u>7.29</u>	<u>0.74</u>	<u>-71.4</u>	<u>6.25</u> <u>black/light grey</u>
<u>1233</u>	<u>2250</u>	<u>20.66</u>	<u>3681x</u>	<u>7.32</u>	<u>0.72</u>	<u>-75.3</u>	<u>6.25</u> <u>light grey</u>
<u>1236</u>	<u>3000</u>	<u>21.11</u>	<u>3589x</u>	<u>7.33</u>	<u>0.75</u>	<u>-73.3</u>	<u>6.25</u> <u>light grey</u>
_____	_____	_____	x	_____	_____	_____	_____
_____	_____	_____	x	_____	_____	_____	_____
_____	<u>Fe 2+ : 2.0 mg/L</u>	_____	x	_____	_____	_____	_____

Sampling

Sampling Method Dedicated tubing Actual ^{ml}Gallons Purged 3000 ml
 Time 1240 Depth to Water 6.25 Color light grey Other MS/MSD

Remarks MS/MSD

Well Casing Volumes (gal/ft)

1 - 1/4" = 0.077 1 - 1/2" = 0.10 2" = 0.16 3" = 0.37 3 1/2" = 0.50 4" = 0.65 6" = 1.46

Water Sampling Log

Project Number RC000519.0012.00004 Date 09-14-10
 Project Name Romic Well Number RW-17C
 Weather clear Sampling Time: Begin 1430 End 1434
 Samplers Name Blaine Tech

Evacuation Data

Measuring Point (MP) TOC
 Total Sounded Depth of Well Below MP 67.10 Diameter of Casing 2"
 Depth to Water Below MP 5.97 Calculated Gallons Purged
 Prior to Sampling _____
 Water Column in Well _____ Sampling Pump Intake Setting
 Gallons per Foot _____ (feet below measuring point) _____
 Gallons in Well _____
 Purge Method:
 PVC Bailer Peristaltic Pump size _____
 Disposable Bailer Waterra Pump size _____
 Other _____

Field Parameters

Start Time 1406

Time	Cumulative Temperature (gallons)	(°C)	Specific Cond. (µS/cm)	pH	DO (µg/L)	ORP	Other	Color
<u>1409</u>	<u>0.6</u>	<u>24.0</u>	<u>24160</u>	<u>7.27</u>	<u>0.21</u>	<u>-214.5</u>		
<u>1412</u>	<u>1.2</u>	<u>21.7</u>	<u>24060</u>	<u>7.25</u>	<u>0.96</u>	<u>-222.6</u>		<u>black</u>
<u>1415</u>	<u>1.8</u>	<u>22.1</u>	<u>26850</u>	<u>7.15</u>	<u>0.66</u>	<u>-229.8</u>		<u>"</u>
<u>1418</u>	<u>2.4</u>	<u>21.7</u>	<u>26270</u>	<u>7.09</u>	<u>0.26</u>	<u>-231.7</u>		<u>"</u>
<u>1421</u>	<u>3.0</u>	<u>21.5</u>	<u>25890</u>	<u>7.00</u>	<u>0.24</u>	<u>-233.7</u>		<u>brown</u>
<u>1424</u>	<u>3.6</u>	<u>21.4</u>	<u>25200</u>	<u>7.00</u>	<u>0.22</u>	<u>-234.7</u>		<u>↓</u>
								<u>Fe²⁺ 3.1 mg/L</u>

Sampling

Sampling Method Ded. Tubing Actual Gallons Purged
 Prior to Sampling 3.6
 Time 1430 Depth to Water 7.26 Color clear Other _____

Remarks TSP containers contain bubbles small - not a reaction issue

Water Sampling Log

Project Number RC000519.0012.00004 Date 09-14-10
 Project Name Romic Well Number RW-20C
 Weather Clear Sampling Time: Begin 1352 End 1355
 Samplers Name Blaine Tech

Evacuation Data

Measuring Point (MP) TOC
 Total Sounded Depth of Well Below MP 64.72 Diameter of Casing 2"
 Depth to Water Below MP 7.51 Calculated Gallons Purged
 Prior to Sampling _____
 Water Column in Well _____ Sampling Pump Intake Setting
 Gallons per Foot _____ (feet below measuring point) _____
 Gallons in Well _____
 Purge Method:
 PVC Bailer Peristaltic Pump size _____
 Disposable Bailer Waterra Pump size _____
 Other _____

Field Parameters

Start Time 1331

Time	Cumulative Temperature (gallons)	(°C)	Specific Cond. (µS/cm)	pH	DO (µg/L)	ORP	Other	Color
<u>1334</u>	<u>0.6</u>	<u>20.5</u>	<u>29880</u>	<u>7.91</u>	<u>0.85</u>	<u>-187.9</u>		
<u>1337</u>	<u>1.2</u>	<u>22.3</u>	<u>30060</u>	<u>7.49</u>	<u>1.37</u>	<u>-212.8</u>		
<u>1340</u>	<u>1.8</u>	<u>24.1</u>	<u>22410</u>	<u>8.77</u>	<u>0.25</u>	<u>-269.9</u>		<u>brown</u>
<u>1343</u>	<u>2.4</u>	<u>19.9</u>	<u>28830</u>	<u>8.82</u>	<u>0.42</u>	<u>-220.1</u>		"
<u>1346</u>	<u>3</u>	<u>19.5</u>	<u>29410</u>	<u>9.65</u>	<u>0.25</u>	<u>-298.5</u>		"
<u>1349</u>	<u>3.6</u>	<u>19.5</u>	<u>29580</u>	<u>9.65</u>	<u>0.24</u>	<u>-306.1</u>		"
								<u>Fe²⁺ 0.0 mg/L</u>

Sampling

Sampling Method Red Tubing Actual Gallons Purged
 Prior to Sampling 3.6
 Time 1352 Depth to Water 8.32 Color cloudy Other _____

Remarks _____

Water Sampling Log

Project Number RC000519.0012.00004 Date 09-13-10
 Project Name Romic Well Number RW-21C
 Weather cloudy Sampling Time: Begin 1528 End 1535
 Samplers Name Blaine Tech

Evacuation Data

Measuring Point (MP) TOC
 Total Sounded Depth of Well Below MP 66.36 Diameter of Casing 2"
 Depth to Water Below MP 5.25 Calculated Gallons Purged
 Prior to Sampling _____
 Water Column in Well _____ Sampling Pump Intake Setting
 Gallons per Foot _____ (feet below measuring point) _____
 Gallons in Well _____
 Purge Method:
 PVC Bailer Peristaltic Pump size _____
 Disposable Bailer Waterra Pump size _____
 Other _____

Field Parameters

Start Time 1514 @ 250 mL/min

Time	Cumulative (gallons)	Temperature (°C)	Specific Cond. (µS/cm)	pH	DO (µg/L)	ORP	Other DTW	Color
<u>1516</u>	<u>initial</u>	<u>20.67</u>	<u>28781</u>	<u>7.00</u>	<u>1.97</u>	<u>-48.9</u>	<u>6.61</u>	<u>brown</u>
<u>1519</u>	<u>750</u>	<u>21.06</u>	<u>26845</u>	<u>7.08</u>	<u>0.67</u>	<u>-82.1</u>	<u>6.78</u>	<u>brown</u>
<u>1522</u>	<u>1500</u>	<u>21.02</u>	<u>27958</u>	<u>7.06</u>	<u>0.61</u>	<u>-85.1</u>	<u>6.84</u>	<u>brown</u>
<u>1525</u>	<u>2250</u>	<u>20.92</u>	<u>28307</u>	<u>7.05</u>	<u>0.59</u>	<u>-89.6</u>	<u>6.88</u>	<u>brown</u>
_____	_____	_____	_____	_____	_____	_____	_____	_____
_____	_____	_____	_____	_____	_____	_____	_____	_____
_____	_____	_____	_____	_____	_____	_____	_____	_____
_____	_____	_____	_____	_____	_____	_____	_____	_____
<u>Post</u>	<u>Fe²⁺</u>	<u>4.5 mg/L</u>	_____	_____	_____	_____	_____	_____

Sampling

Sampling Method Dedicated to bin Actual Gallons Purged ^{mc} _____
 Prior to Sampling 2250 mL
 Time 1535 Depth to Water 6.88 Color brown Other MS/MSD

Remarks MS/MSD

Water Sampling Log

Project Number RC000519.0012.00004 Date 09-13-10
 Project Name Romic Well Number RW-16D
 Weather cloudy Sampling Time: Begin 1433 End 1440
 Samplers Name Blaine Tech

Evacuation Data

- Measuring Point (MP) TOC
 Total Sounded Depth of Well Below MP 68.30 Diameter of Casing 2"
 Depth to Water Below MP 0.58 Calculated Gallons Purged
 Prior to Sampling
 Water Column in Well Sampling Pump Intake Setting
 Gallons per Foot (feet below measuring point)
 Gallons in Well

Purge Method:
 PVC Bailer Diaphragm Pump size
 Disposable Bailer Submersible Pump size
 Other Water w/ Dedicated tubing

Field Parameters

Start Time 1420 @ 250ml/min

Time	Cumulative Temperature Gallons mL °F/C	Specific Cond. µS/cm	pH	DO	ORP	Other DTW:	Color
<u>1422</u>	<u>Initial 23.04</u>	<u>825 x</u>	<u>7.95</u>	<u>2.88</u>	<u>13.0</u>	<u>2.02</u>	<u>clear</u>
<u>1425</u>	<u>750 23.54</u>	<u>777 x</u>	<u>7.62</u>	<u>1.15</u>	<u>20.4</u>	<u>2.74</u>	<u>clear</u>
<u>1428</u>	<u>1500 23.73</u>	<u>759 x</u>	<u>7.54</u>	<u>1.02</u>	<u>22.7</u>	<u>3.21</u>	<u>clear</u>
<u>1431</u>	<u>2250 24.14</u>	<u>754 x</u>	<u>7.52</u>	<u>0.96</u>	<u>22.8</u>	<u>4.02</u>	<u>clear</u>
		<u>x</u>					
		<u>x</u>					
		<u>x</u>					
<u>Fe²⁺</u>	<u>0.2 mg/L</u>	<u>x</u>					

Sampling

Sampling Method Dedicated tubing Actual ^{ML} Gallons Purged
 Prior to Sampling 2250ml
 Time 1440 Depth to Water 4.02 Color clear Other

Remarks

Well Casing Volumes (gal/ft)

1 - 1/4" = 0.077 1 - 1/2" = 0.10 2" = 0.16 3" = 0.37 3 1/2" = 0.50 4" = 0.65 6" = 1.46

Water Sampling Log

Project Number RC000519.0012.00004 Date 09-15-10
 Project Name Romic Well Number EW-2B
 Weather cloudy Sampling Time: Begin 1140 End 1145
 Samplers Name Blaine Tech

Evacuation Data

Measuring Point (MP) TOC
 Total Sounded Depth of Well Below MP 39.58 Diameter of Casing 4 2"
 Depth to Water Below MP 5.30 Calculated Gallons Purged
 Prior to Sampling —
 Water Column in Well — Sampling Pump Intake Setting
 Gallons per Foot — (feet below measuring point) —
 Gallons in Well —

Purge Method:
 PVC Bailer Peristaltic Pump size —
 Disposable Bailer Waterra Pump size —
 Other w/ Dedicated tubing

Field Parameters

Start Time 1119 @ 250 mL/min

Time	Cumulative Temperature (gallons) mL (°C)	Specific Cond. (µS/cm)	pH	DO (µg/L)	ORP	Other DTW:	Color
<u>1121</u>	<u>Initial 21.17</u>	<u>57124</u>	<u>6.06</u>	<u>3.19</u>	<u>-54.9</u>	<u>5.30</u>	<u>black</u>
<u>1124</u>	<u>750 21.10</u>	<u>57291</u>	<u>6.31</u>	<u>2.58</u>	<u>-86.1</u>	<u>5.31</u>	<u>black</u>
<u>1127</u>	<u>1500 21.15</u>	<u>57224</u>	<u>6.32</u>	<u>1.81</u>	<u>-93.9</u>	<u>5.32</u>	<u>black</u>
<u>1130</u>	<u>2250 21.20</u>	<u>57242</u>	<u>6.33</u>	<u>1.61</u>	<u>-97.1</u>	<u>5.32</u>	<u>black</u>
<u>1133</u>	<u>3000 21.09</u>	<u>57270</u>	<u>6.33</u>	<u>1.47</u>	<u>-99.9</u>	<u>5.52</u>	<u>black</u>
<u>1136</u>	<u>3750 21.14</u>	<u>57072</u>	<u>6.33</u>	<u>1.39</u>	<u>-104.4</u>	<u>5.32</u>	<u>black</u>

Post Fe⁺⁺: 3.41 mg/L

Sampling

Sampling Method Dedicated tubing Actual ^{ml} Gallons Purged
 Prior to Sampling 3750 ml
 Time 1145 Depth to Water 5.32 Color black Other —

Remarks * Bubbles in TSP VOA's

Well Casing Volumes (gal/ft)

WELL MONITORING DATA SHEET

Project #: 100913-PC	Client: Arcadis
Sampler: PC	Date: 9/14/10
Well I.D.: S-02	Well Diameter: 2 3 4 6 8 <u>Surface</u>
Total Well Depth:	Depth to Water Pre: Post:
Depth to Free Product:	Thickness of Free Product (feet):
Referenced to: PVC Grade	Flow Cell Type: YSE Pro Plus

Purge Method: 2" Grundfos Pump Peristaltic Pump Bladder Pump
 Sampling Method: Dedicated Tubing New Tubing
 Flow Rate: _____ Pump Depth: _____
*Other sample plus w/cup

Time	Temp. (°C or °F)	pH	Cond. (mS or µS)	Turbidity (NTUs)	D.O. (mg/L)	ORP (mV)	Water Removed (gals. or mL)	Observations
820	14.9	8.01	43410	—	5.59	-113.9	—	

Did well dewater? Yes No	Amount actually evacuated:
Sampling Time: 820	Sampling Date: 9/14/10
Sample I.D.: S-02	Laboratory: Accutest
Analyzed for: TPH-G BTEX MTBE TPH-D	Other: 8260
Equipment Blank I.D.: @ Time	Duplicate I.D.:

WELL MONITORING DATA SHEET

Project #: <u>100913-PCJ</u>	Client: <u>Arcadis</u>
Sampler: <u>PC</u>	Date: <u>9/14/10</u>
Well I.D.: <u>S-07</u>	Well Diameter: 2 3 4 6 8 <u>surface</u>
Total Well Depth:	Depth to Water Pre: <u>—</u> Post:
Depth to Free Product:	Thickness of Free Product (feet):
Referenced to: PVC Grade	Flow Cell Type: <u>VSI Pro Plus</u>

Purge Method: 2" Grundfos Pump Peristaltic Pump Bladder Pump
 Sampling Method: Dedicated Tubing New Tubing Other: Sample Pot/cup
 Flow Rate: _____ Pump Depth: _____

Time	Temp. (°C or °F)	pH	Cond. (mS or μ S)	Turbidity (NTUs)	D.O. (mg/L)	ORP (mV)	Water Removed (gals. or mL)	Observations
<u>700</u>	<u>14.4</u>	<u>6.97</u>	<u>42880</u>		<u>3.56</u>	<u>-41.1</u>		

Did well dewater? Yes No	Amount actually evacuated:
Sampling Time: <u>700</u>	Sampling Date: <u>9/14/10</u>
Sample I.D.: <u>S-07</u>	Laboratory: <u>Accutest</u>
Analyzed for: TPH-G BTEX MTBE TPH-D Other: <u>8260</u>	
Equipment Blank I.D.: @ Time	Duplicate I.D.:

WELL MONITORING DATA SHEET

Project #: 100913-PCJ	Client: Arcadis
Sampler: PC	Date: 9/14/10
Well I.D.: S-10	Well Diameter: 2 3 4 6 8 <i>Surface</i>
Total Well Depth:	Depth to Water Pre: Post:
Depth to Free Product:	Thickness of Free Product (feet):
Referenced to: PVC Grade	Flow Cell Type: YSI Pro Plus

Purge Method: 2" Grundfos Pump Peristaltic Pump Bladder Pump
 Sampling Method: Dedicated Tubing New Tubing *Other Sample Filter/cap*
 Flow Rate: _____ Pump Depth: _____

Time	Temp. (°C or °F)	pH	Cond. (mS or µS)	Turbidity (NTUs)	D.O. (mg/L)	ORP (mV)	Water Removed (gals. or mL)	Observations
740	14.8	7.72	42590		4.49	-95.1		

Did well dewater? Yes No	Amount actually evacuated:
Sampling Time: 740	Sampling Date: 9/14/10
Sample I.D.: S-10	Laboratory: Accutest
Analyzed for: TPH-G BTEX MTBE TPH-D	Other: 8260
Equipment Blank I.D.: @ <small>Time</small>	Duplicate I.D.:

Water Sampling Log

Project Number RC000519.0012.00004 Date 12-15-10
 Project Name Romic Well Number RW-2A
 Weather Clear Sampling Time: Begin 1452 End 1500
 Samplers Name Blainetech

Evacuation Data

Measuring Point (MP) TOC
 Total Sounded Depth of Well Below MP 25.54 Diameter of Casing 2"
 Depth to Water Below MP 7.95 Calculated Gallons Purged Prior to Sampling —
 Water Column in Well — Sampling Pump Intake Setting (feet below measuring point) —
 Gallons per Foot —
 Gallons in Well —

Purge Method:
 PVC Bailer Peristaltic Pump size _____
 Disposable Bailer Waterra Pump size _____
 Other _____

Field Parameters

Start Time 200 ml/min

Time	Cumulative Temperature (gallons) mL (°C)	Specific Cond. (µS/cm)	pH	DO (µg/L)	ORP	Other BTW	Color
<u>1441</u>	<u>initial</u>	<u>15.9</u>	<u>31274</u>	<u>7.02</u>	<u>3.18</u>	<u>-171.2</u>	<u>7.99 Yellow</u>
<u>1444</u>	<u>600</u>	<u>16.0</u>	<u>34896</u>	<u>6.95</u>	<u>0.92</u>	<u>-190.4</u>	<u>8.00 "</u>
<u>1447</u>	<u>1200</u>	<u>16.1</u>	<u>33275</u>	<u>6.94</u>	<u>0.68</u>	<u>-197.6</u>	<u>8.00 "</u>
<u>1450</u>	<u>1800</u>	<u>16.1</u>	<u>33197</u>	<u>6.97</u>	<u>0.62</u>	<u>-199.2</u>	<u>8.00 "</u>
<u>1453</u>	<u>2400</u>	<u>16.1</u>	<u>33076</u>	<u>6.96</u>	<u>0.61</u>	<u>-200.7</u>	<u>8.00 "</u>

Sampling

Sampling Method Dedicated Tubing Actual Gallons Purged Prior to Sampling 2400 mL
 Time 1500 Depth to Water 8.00 Color Yellow Other —

Remarks Bubbles in vials. Reaction w/ HCL

Well Casing Volumes (gal/ft)
 1 - 1/4" = 0.077 1 - 1/2" = 0.10 2" = 0.16 3" = 0.37 3 1/2" = 0.50 4" = 0.65 6" = 1.46

Water Sampling Log

Project Number RC000519.0012.00004 Date 12-15-10
 Project Name Romic Well Number RW-4A
 Weather Clear Sampling Time: Begin 1226 End 1230
 Samplers Name Blainetech

Evacuation Data

Measuring Point (MP) TOC
 Total Sounded Depth of Well Below MP 20.37 Diameter of Casing 4"
 Depth to Water Below MP 8.91 Calculated Gallons Purged
 Prior to Sampling —
 Water Column in Well — Sampling Pump Intake Setting
 Gallons per Foot — (feet below measuring point) ✓
 Gallons in Well —

Purge Method:
 PVC Bailer Peristaltic Pump size _____
 Disposable Bailer Waterra Pump size _____
 Other _____

Field Parameters

Start Time 1212 @ 200 ml/min

Time	Cumulative Temperature (gallons) ml (°C)	Specific Cond. (µS/cm)	pH	DO (µg/L)	ORP	Other Dw	Color
<u>1215</u>	<u>initial</u>	<u>16.1</u>	<u>19488</u>	<u>7.14</u>	<u>3.00</u>	<u>-54.2</u>	<u>8.93</u> <u>Clear</u>
<u>1218</u>	<u>600</u>	<u>17.5</u>	<u>19520</u>	<u>6.94</u>	<u>1.69</u>	<u>-86.6</u>	<u>8.93</u> <u>"</u>
<u>1221</u>	<u>1200</u>	<u>17.8</u>	<u>19652</u>	<u>6.87</u>	<u>0.90</u>	<u>-92.0</u>	<u>8.93</u> <u>"</u>
<u>1224</u>	<u>1800</u>	<u>17.9</u>	<u>19697</u>	<u>6.85</u>	<u>0.85</u>	<u>-93.1</u>	<u>8.93</u> <u>"</u>
<u>1227</u>	<u>2400</u>	<u>18.0</u>	<u>19711</u>	<u>6.85</u>	<u>0.81</u>	<u>-93.9</u>	<u>8.93</u> <u>"</u>

Sampling

Sampling Method Dedicated Tubing Actual ^{ml}Gallons Purged
 Prior to Sampling 2400 ml
 Time 1230 Depth to Water 8.93 Color clear Other —

Remarks collected DWP-2 @ 1240

Water Sampling Log

Project Number RC000519.0012.00004 Date 12-15-10
 Project Name Romic Well Number RW-5A
 Weather Clear Sampling Time: Begin 1152 End 1155
 Samplers Name Blainetech

Evacuation Data

Measuring Point (MP) TOC
 Total Sounded Depth of Well Below MP 14.04 Diameter of Casing 4"
 Depth to Water Below MP 6.91 Calculated Gallons Purged Prior to Sampling —
 Water Column in Well — Sampling Pump Intake Setting (feet below measuring point) —
 Gallons per Foot —
 Gallons in Well —

Purge Method:
 PVC Bailer Peristaltic Pump size _____
 Disposable Bailer Waterra Pump size _____
 Other _____

Field Parameters

Start Time 1140 200 mL

Time	Cumulative Temperature (gallons/mL) (°C)	Specific Cond. (µS/cm)	pH	DO (µg/L)	ORP	Other DRW	Color
<u>1142</u>	<u>in:trial</u>	<u>15.1</u>	<u>22177</u>	<u>7.16</u>	<u>3.77</u>	<u>-48.7</u>	<u>7.07</u> <u>Clear</u>
<u>1145</u>	<u>600</u>	<u>17.7</u>	<u>26146</u>	<u>6.94</u>	<u>0.89</u>	<u>-81.8</u>	<u>7.07</u> <u>"</u>
<u>1148</u>	<u>1200</u>	<u>17.9</u>	<u>26181</u>	<u>6.92</u>	<u>0.31</u>	<u>-88.7</u>	<u>7.07</u> <u>"</u>
<u>1151</u>	<u>1800</u>	<u>17.9</u>	<u>26139</u>	<u>6.90</u>	<u>0.36</u>	<u>-89.2</u>	<u>7.07</u> <u>"</u>

Sampling

Sampling Method Dedicated Tubing Actual Gallons Purged Prior to Sampling 1800 mL
 Time 1155 Depth to Water 7.07 Color Clear Other —

Remarks stricky check valve. collected MS/MSD

Water Sampling Log

Project Number RC000519.0012.00004 Date 12-15-10
 Project Name Romic Well Number RW-8A
 Weather Clear Sampling Time: Begin 1417 End 1420
 Samplers Name Blainetech

Evacuation Data

Measuring Point (MP) TOC
 Total Sounded Depth of Well Below MP 11.92 Diameter of Casing 4"
 Depth to Water Below MP 2.32 Calculated Gallons Purged
 Prior to Sampling —
 Water Column in Well — Sampling Pump Intake Setting
 Gallons per Foot — (feet below measuring point) —
 Gallons in Well —

Purge Method:
 PVC Bailer Peristaltic Pump size _____
 Disposable Bailer Waterra Pump size _____
 Other _____

Field Parameters

Start Time 1403 @ 200ml/min

Time	Cumulative Temperature (gallons) mL (°C)	Specific Cond. (µS/cm)	pH	DO (µg/L)	ORP	Other DTW	Color
<u>1404</u>	<u>initial</u>	<u>16.84</u>	<u>8536</u>	<u>6.11</u>	<u>1.27</u>	<u>-182.0</u>	<u>2.29</u> clear
<u>1407</u>	<u>600</u>	<u>16.81</u>	<u>8470</u>	<u>6.00</u>	<u>0.81</u>	<u>-188.4</u>	<u>2.29</u> clear
<u>1410</u>	<u>1200</u>	<u>16.85</u>	<u>8214</u>	<u>6.00</u>	<u>0.64</u>	<u>-196.3</u>	<u>2.30</u> clear
<u>1413</u>	<u>1800</u>	<u>16.86</u>	<u>7995</u>	<u>5.99</u>	<u>0.58</u>	<u>-201.2</u>	<u>2.30</u> clear
<u>1416</u>	<u>2400</u>	<u>17.02</u>	<u>7861</u>	<u>5.98</u>	<u>0.55</u>	<u>-203.3</u>	<u>2.30</u> clear

Sampling

Sampling Method Dedicated Tubing Actual ^{ml} Gallons Purged
 Prior to Sampling 2400 ml
 Time 1420 Depth to Water 2.30 Color clear Other _____

Remarks _____

Water Sampling Log

Project Number RC000519.0012.00004 Date 12-15-10
 Project Name Romic Well Number RW-10A
 Weather Clear Sampling Time: Begin 1315 End 1320
 Samplers Name Blainetech

Evacuation Data

Measuring Point (MP) TOC
 Total Sounded Depth of Well Below MP 9.90 Diameter of Casing 4"
 Depth to Water Below MP 4.31 Calculated Gallons Purged
 Water Column in Well - Prior to Sampling -
 Gallons per Foot - Sampling Pump Intake Setting -
 Gallons in Well - (feet below measuring point) -

Purge Method:
 PVC Bailer Peristaltic Pump size _____
 Disposable Bailer Waterra Pump size _____
 Other _____

Field Parameters

Start Time 1257 @ 2000 L/min

Time	Cumulative Temperature (gallons) ^{min} (°C)	Specific Cond. (µS/cm)	pH	DO (µg/L)	ORP	Other DTU	Color
<u>1301</u>	<u>initial</u>	<u>17.11</u>	<u>2552</u>	<u>6.46</u>	<u>3.60</u>	<u>-102.1</u>	<u>4.34 clear/grey</u>
<u>1304</u>	<u>600</u>	<u>17.73</u>	<u>2077</u>	<u>6.30</u>	<u>3.21</u>	<u>-109.2</u>	<u>4.40 black</u>
<u>1307</u>	<u>1200</u>	<u>18.02</u>	<u>2085</u>	<u>6.37</u>	<u>2.67</u>	<u>-108.7</u>	<u>4.47 clear/grey</u>
<u>1310</u>	<u>1800</u>	<u>18.44</u>	<u>2093</u>	<u>6.36</u>	<u>2.45</u>	<u>-109.8</u>	<u>4.47 clear/grey</u>
<u>1313</u>	<u>2400</u>	<u>18.31</u>	<u>2104</u>	<u>6.35</u>	<u>2.29</u>	<u>-110.0</u>	<u>4.47 clear</u>

Sampling

Sampling Method Dedicated Tubing Actual ^{ml} Gallons Purged
 Prior to Sampling 2400 ml
 Time 1320 Depth to Water 4.40 Color clear/grey Other _____

Remarks _____

Water Sampling Log

Project Number RC000519.0012.00004 Date 12-15-10
 Project Name Romic Well Number RW-~~100~~ 12A
 Weather Clear Sampling Time: Begin 1200 End 1205
 Samplers Name Blainetech

Evacuation Data

Measuring Point (MP) TOC
 Total Sounded Depth of Well Below MP 58.3 ^{BD} 9.80 Diameter of Casing 4" 2"
 Depth to Water Below MP 4.83 ^{BD} 4.10 Calculated Gallons Purged
 Prior to Sampling _____
 Water Column in Well - Sampling Pump Intake Setting
 Gallons per Foot - (feet below measuring point) -
 Gallons in Well -

Purge Method:
 PVC Bailer Peristaltic Pump size _____
 Disposable Bailer Waterra Pump size _____
 Other _____

Field Parameters

Start Time 1141 exam/min

Time	Cumulative Temperature (gallons) mL (°C)	Specific Cond. (µS/cm)	pH	DO (µg/L)	ORP	Other DTW	Color
<u>1143</u>	<u>initial</u>	<u>15.71</u>	<u>1903</u>	<u>7.78</u>	<u>2.45</u>	<u>-230.1</u>	<u>4.32 black</u>
<u>1146</u>	<u>600</u>	<u>15.85</u>	<u>1918</u>	<u>7.70</u>	<u>1.44</u>	<u>-240.1</u>	<u>4.72 clear</u>
<u>1149</u>	<u>1200</u>	<u>15.90</u>	<u>1914</u>	<u>7.65</u>	<u>1.40</u>	<u>-238.2</u>	<u>4.94 clear</u>
<u>1152</u>	<u>1800</u>	<u>15.89</u>	<u>1885</u>	<u>7.56</u>	<u>1.29</u>	<u>-235.0</u>	<u>5.11 clear</u>
<u>1155</u>	<u>2400</u>	<u>15.94</u>	<u>1893</u>	<u>7.51</u>	<u>1.28</u>	<u>-232.1</u>	<u>5.22 clear</u>
<u>1158</u>	<u>3000</u>	<u>16.02</u>	<u>1884</u>	<u>7.48</u>	<u>1.28</u>	<u>-227.3</u>	<u>5.35 clear</u>
_____	_____	_____	_____	_____	_____	_____	_____
_____	_____	_____	_____	_____	_____	_____	_____

Sampling

Sampling Method Dedicated Tubing Actual ^{ML} Gallons Purged
 Prior to Sampling 3000 mL
 Time 1205 Depth to Water 5.27 Color clear Other _____

Remarks Casing has been raised up per client. USED NEW Tubing
dedicated tubing unreachable at bottom of casing extension.

Water Sampling Log

Project Number RC000519.0012.00004 Date 12-14-10
 Project Name Romic Well Number RW-26A
 Weather Cloudy Sampling Time: Begin 1333 End 1335
 Samplers Name Blainetech

Evacuation Data

Measuring Point (MP) TOC
 Total Sounded Depth of Well Below MP 17.86 Diameter of Casing 2"
 Depth to Water Below MP 7.86 Calculated Gallons Purged
 Prior to Sampling —
 Water Column in Well — Sampling Pump Intake Setting
 Gallons per Foot — (feet below measuring point) —
 Gallons in Well —

Purge Method:
 PVC Bailer Peristaltic Pump size _____
 Disposable Bailer Waterra Pump size _____
 Other _____

Field Parameters

Start Time 1315 @ 200 mL/min

Time	Cumulative Temperature (gallons) mL (°C)	Specific Cond. (µS/cm)	pH	DO (µg/L)	ORP	Other DTW	Color
<u>1320</u>	<u>initial</u>	<u>19.2</u>	<u>3873</u>	<u>7.32</u>	<u>7.14</u>	<u>-146.8</u>	<u>8.31</u> <u>yellow color</u>
<u>1323</u>	<u>600</u>	<u>20.0</u>	<u>3735</u>	<u>6.99</u>	<u>3.32</u>	<u>-163.2</u>	<u>8.35</u> <u>"</u>
<u>1326</u>	<u>1200</u>	<u>19.9</u>	<u>3499</u>	<u>6.84</u>	<u>0.65</u>	<u>-141.4</u>	<u>8.38</u> <u>"</u>
<u>1329</u>	<u>1800</u>	<u>19.9</u>	<u>3500</u>	<u>6.82</u>	<u>0.62</u>	<u>-142.0</u>	<u>8.40</u> <u>"</u>
<u>1332</u>	<u>2400</u>	<u>19.8</u>	<u>3507</u>	<u>6.81</u>	<u>0.60</u>	<u>-142.4</u>	<u>8.41</u> <u>"</u>

Sampling

Sampling Method Dedicated Tubing Actual ^{mL} Gallons Purged
 Prior to Sampling 2400 mL
 Time 1335 Depth to Water 8.41 Color Yellow Other —

Remarks Check valve is problematic. Gets stuck repeatedly and will not let water come up. Took 30 minutes just to get check valve to work enough to get readings.

Water Sampling Log

Project Number RC000519.0012.00004 Date 12-15-10
 Project Name Romic Well Number RW-27A
 Weather Clear Sampling Time: Begin 1350 End 1354
 Samplers Name Blainetech

Evacuation Data

Measuring Point (MP) TOC
 Total Sounded Depth of Well Below MP 19.74 Diameter of Casing 2"
 Depth to Water Below MP 6.94 Calculated Gallons Purged
 Prior to Sampling —
 Water Column in Well — Sampling Pump Intake Setting
 Gallons per Foot — (feet below measuring point) —
 Gallons in Well —

Purge Method:
 PVC Bailer Peristaltic Pump size _____
 Disposable Bailer Waterra Pump size _____
 Other _____

Field Parameters

Start Time 1339 @ 200ml/min

Time	Cumulative Temperature (gallons) mL (°C)	Specific Cond. (µS/cm)	pH	DO (µg/L)	ORP	Other DTW	Color
<u>1340</u>	<u>initial</u>	<u>17.4</u>	<u>41749</u>	<u>7.92</u>	<u>3.45</u>	<u>-77.6</u>	<u>7.09</u> <u>clear</u>
<u>1343</u>	<u>600</u>	<u>19.2</u>	<u>4170</u>	<u>7.35</u>	<u>0.61</u>	<u>-60.9</u>	<u>7.17</u> <u>"</u>
<u>1346</u>	<u>1200</u>	<u>19.4</u>	<u>4138</u>	<u>7.34</u>	<u>0.62</u>	<u>-51.5</u>	<u>7.24</u> <u>"</u>
<u>1349</u>	<u>1800</u>	<u>19.4</u>	<u>4133</u>	<u>7.32</u>	<u>0.59</u>	<u>-51.1</u>	<u>7.29</u> <u>"</u>

Sampling

Sampling Method Dedicated Tubing Actual ^{ml}Gallons Purged
 Prior to Sampling 1800 ml
 Time 1354 Depth to Water 7.29 Color clear Other —

Remarks

Water Sampling Log

Project Number RC000519.0012.00004 Date 12-15-10
 Project Name Romic Well Number RW-28A
 Weather clear Sampling Time: Begin 1515 End 1520
 Samplers Name Blainetech

Evacuation Data

Measuring Point (MP) TOC
 Total Sounded Depth of Well Below MP 39.09 Diameter of Casing 2"
 Depth to Water Below MP 7.20 Calculated Gallons Purged
 Water Column in Well Prior to Sampling
 Gallons per Foot Sampling Pump Intake Setting
 Gallons in Well (feet below measuring point)

Purge Method:
 PVC Bailer Peristaltic Pump size
 Disposable Bailer Waterra Pump size
 Other

Field Parameters

Start Time 1459 @ 200 mL/min

Time	Cumulative Temperature (gallons)ML (°C)	Specific Cond. (µS/cm)	pH	DO (µg/L)	ORP	Other DTW	Color	
<u>1500</u>	<u>initial</u>	<u>17.96</u>	<u>54531</u>	<u>5.95</u>	<u>1.98</u>	<u>-254.9</u>	<u>7.07</u>	<u>clear</u>
<u>1503</u>	<u>600</u>	<u>17.84</u>	<u>55080</u>	<u>5.72</u>	<u>0.86</u>	<u>-260.2</u>	<u>7.09</u>	<u>clear</u>
<u>1506</u>	<u>1200</u>	<u>17.89</u>	<u>55229</u>	<u>5.57</u>	<u>0.66</u>	<u>-249.8</u>	<u>7.10</u>	<u>clear</u>
<u>1509</u>	<u>1800</u>	<u>17.66</u>	<u>55239</u>	<u>5.41</u>	<u>0.58</u>	<u>-238.2</u>	<u>7.12</u>	<u>clear</u>
<u>1512</u>	<u>2400</u>	<u>17.56</u>	<u>55201</u>	<u>5.35</u>	<u>0.56</u>	<u>-232.6</u>	<u>7.14</u>	<u>clear</u>

Sampling

Sampling Method Dedicated tubing Actual ^{ML}Gallons Purged Prior to Sampling 2400 mL
 Time 1520 Depth to Water 7.12 Color clear Other

Remarks

Water Sampling Log

Project Number RC000519.0012.00004 Date 12-14-10
 Project Name Romic Well Number RW-29A
 Weather Cloudy Sampling Time: Begin 1523 End 1530
 Samplers Name Blainetech

Evacuation Data

Measuring Point (MP) TOC
 Total Sounded Depth of Well Below MP 14.41 Diameter of Casing 2"
 Depth to Water Below MP 8.08 Calculated Gallons Purged
 Prior to Sampling —
 Water Column in Well — Sampling Pump Intake Setting
 Gallons per Foot — (feet below measuring point) —
 Gallons in Well —

Purge Method:
 PVC Bailer Peristaltic Pump size
 Disposable Bailer Waterra Pump size
 Other

Field Parameters

Start Time 1510 @ 200ml/min

Time	Cumulative (gallons)ml	Temperature (°C)	Specific Cond. (µS/cm)	pH	DO (µg/L)	ORP	Other DTW	Color
<u>1512</u>	<u>initial</u>	<u>18.3</u>	<u>28894</u>	<u>6.87</u>	<u>2.16</u>	<u>-123.2</u>	<u>8.23</u>	<u>clear color</u>
<u>1515</u>	<u>600</u>	<u>19.3</u>	<u>29037</u>	<u>6.85</u>	<u>0.99</u>	<u>-141.2</u>	<u>8.25</u>	<u>"</u>
<u>1518</u>	<u>1200</u>	<u>19.3</u>	<u>28926</u>	<u>6.86</u>	<u>0.93</u>	<u>-141.0</u>	<u>8.28</u>	<u>"</u>
<u>1521</u>	<u>1800</u>	<u>19.2</u>	<u>28785</u>	<u>6.87</u>	<u>0.87</u>	<u>-138.1</u>	<u>8.29</u>	<u>"</u>

Sampling

Sampling Method Dedicated Tubing Actual ^{ml}Gallons Purged
 Prior to Sampling 1800 ml
 Time 1530 Depth to Water 8.29 Color clear Other color

Remarks Well cap under extreme pressure. Be very careful taking off cap.
Check valve is sticking.

Water Sampling Log

Project Number RC000519.0012.00004 Date 12-15-10
 Project Name Romic Well Number RW-2B
 Weather Clear Sampling Time: Begin 1259 End 1305
 Samplers Name Blainetech

Evacuation Data

Measuring Point (MP) TOC
 Total Sounded Depth of Well Below MP 42.56 Diameter of Casing 4"
 Depth to Water Below MP 6.41 Calculated Gallons Purged Prior to Sampling
 Water Column in Well Sampling Pump Intake Setting (feet below measuring point)
 Gallons per Foot
 Gallons in Well

Purge Method:
 PVC Bailer Peristaltic Pump size
 Disposable Bailer Waterra Pump size
 Other

Field Parameters

Start Time 1248 @ 200ml/min

Time	Cumulative Temperature (gallons) ml (°C)	Specific Cond. (µS/cm)	pH	DO (µg/L)	ORP	Other DTW	Color
<u>1249</u>	<u>initial</u>	<u>19.2</u>	<u>52052</u>	<u>7.14</u>	<u>0.46</u>	<u>-140.4</u>	<u>6.43 Yellow</u>
<u>1252</u>	<u>600</u>	<u>18.8</u>	<u>52224</u>	<u>6.40</u>	<u>0.41</u>	<u>-94.3</u>	<u>6.43 Brown</u>
<u>1255</u>	<u>1200</u>	<u>18.9</u>	<u>52251</u>	<u>6.39</u>	<u>0.39</u>	<u>-94.7</u>	<u>6.43 "</u>
<u>1258</u>	<u>1800</u>	<u>19.0</u>	<u>52270</u>	<u>6.37</u>	<u>0.37</u>	<u>-95.4</u>	<u>6.43 "</u>

Sampling

Sampling Method Dedicated Tubing Actual ^{ml}Gallons Purged Prior to Sampling 1800 ml
 Time 1305 Depth to Water 6.43 Color Brown Other odor

Remarks Bubbles in vials. Radon w/ Hel.

Water Sampling Log

Project Number RC000519.0005.00004 ^{12.00004} ~~05.00004~~ Date 12-14-10 ~~07~~
 Project Name Romic Well Number Rw-4B
 Weather cloudy Sampling Time: Begin 1133 End 1140
 Samplers Name DR

Evacuation Data

Measuring Point (MP) TOC
 Total Sounded Depth of Well Below MP 47.82 Diameter of Casing 2"
 Depth to Water Below MP 7.29 Calculated Gallons Purged
 Prior to Sampling —
 Water Column in Well — Sampling Pump Intake Setting
 Gallons per Foot — (feet below measuring point) —
 Gallons in Well —

Purge Method:
 PVC Bailer Diaphragm Pump size
 Disposable Bailer Submersible Pump size
 Other Water

Field Parameters

Start Time 1117 200µv/mm

Time	Cumulative Gallons ml	Temperature °F/°C	Specific Cond. µS/cm	pH	DO	ORP	Other DTW	Color
<u>1119</u>	<u>Initial</u>	<u>18.6</u>	<u>52552 x</u>	<u>7.25</u>	<u>3.25</u>	<u>-45.9</u>	<u>7.48</u>	<u>clear</u>
<u>1122</u>	<u>600</u>	<u>18.6</u>	<u>54613 x</u>	<u>6.97</u>	<u>0.79</u>	<u>-66.8</u>	<u>7.54</u>	<u>"</u>
<u>1125</u>	<u>1200</u>	<u>18.5</u>	<u>57489 x</u>	<u>6.70</u>	<u>0.69</u>	<u>-36.9</u>	<u>7.65</u>	<u>"</u>
<u>1128</u>	<u>1800</u>	<u>18.5</u>	<u>57581 x</u>	<u>6.69</u>	<u>0.67</u>	<u>-35.7</u>	<u>7.69</u>	<u>"</u>
<u>1131</u>	<u>2400</u>	<u>18.4</u>	<u>57529 x</u>	<u>6.68</u>	<u>0.65</u>	<u>-35.1</u>	<u>7.71</u>	<u>"</u>
			<u>x</u>					
			<u>x</u>					
			<u>x</u>					

Sampling

Sampling Method Dedicated Tubing ^{nL} Actual Gallons Purged
 Prior to Sampling 2400 ^{nL}
 Time 1140 Depth to Water 7.71 Color clear Other —

Remarks

Well Casing Volumes (gal/ft)

1 - 1/4" = 0.077 1 - 1/2" = 0.10 2" = 0.16 3" = 0.37 3 1/2" = 0.50 4" = 0.65 6" = 1.46

Water Sampling Log

Project Number RC000519.0012.00004 Date 12-15-10
 Project Name Romic Well Number RW-5B
 Weather Clear Sampling Time: Begin 1350 End 1355
 Samplers Name Blainetech

Evacuation Data

Measuring Point (MP) TOC
 Total Sounded Depth of Well Below MP 40.61 Diameter of Casing 4"
 Depth to Water Below MP 5.56 Calculated Gallons Purged Prior to Sampling —
 Water Column in Well — Sampling Pump Intake Setting (feet below measuring point) —
 Gallons per Foot —
 Gallons in Well —

Purge Method:
 PVC Bailer Peristaltic Pump size _____
 Disposable Bailer Waterra Pump size _____
 Other _____

Field Parameters

Start Time 1331 2200ml/min

Time	Cumulative Temperature (gallons)ml (°C)	Specific Cond. (µS/cm)	pH	DO (µg/L)	ORP	Other DTW	Color
<u>1332</u>	<u>initial</u>	<u>19.18</u>	<u>62540</u>	<u>5.33</u>	<u>0.33</u>	<u>-342.0</u>	<u>5.32</u> <u>black</u>
<u>1335</u>	<u>600</u>	<u>19.16</u>	<u>64030</u>	<u>5.29</u>	<u>0.06</u>	<u>-389.1</u>	<u>5.38</u> <u>black</u>
<u>1338</u>	<u>1200</u>	<u>19.24</u>	<u>66051</u>	<u>5.20</u>	<u>0.28</u>	<u>-471.4</u>	<u>5.45</u> <u>black</u>
<u>1341</u>	<u>1800</u>	<u>19.51</u>	<u>66779</u>	<u>5.22</u>	<u>0.30</u>	<u>-430.1</u>	<u>5.42</u> <u>black</u>
<u>1344</u>	<u>2400</u>	<u>19.48</u>	<u>67051</u>	<u>5.24</u>	<u>0.38</u>	<u>-422.3</u>	<u>5.38</u> <u>black</u>
<u>1347</u>	<u>3000</u>	<u>19.45</u>	<u>67199</u>	<u>5.25</u>	<u>0.37</u>	<u>-414.6</u>	<u>5.38</u> <u>black</u>

Sampling

Sampling Method Dedicated Tubing Actual ^{ml}Gallons Purged Prior to Sampling 3000 ml
 Time 1355 Depth to Water 5.32 Color black Other _____

Remarks * Bubbles in VOAs due to Reaction w HCL

Water Sampling Log

Project Number RC000519.0005.00004¹² Date 12-15-10
 Project Name Romic Well Number RW-7B
 Weather Clear Sampling Time: Begin 1115 End 1120
 Samplers Name DR

Evacuation Data

Measuring Point (MP) TOC
 Total Sounded Depth of Well Below MP 41.45 Diameter of Casing 4
 Depth to Water Below MP 6.21 Calculated Gallons Purged
 Prior to Sampling _____
 Water Column in Well — Sampling Pump Intake Setting
 (feet below measuring point) —
 Gallons per Foot —
 Gallons in Well —

Purge Method:
 PVC Bailer Diaphragm Pump size _____
 Disposable Bailer Submersible Pump size _____
 Other Water

Field Parameters

Start Time 1104 2200 ml/min

Time	Cumulative Gallons mL	Temperature °F/°C	Specific Cond. µS/cm	pH	DO	ORP	Other <u>DTW</u>	Color
<u>1105</u>	<u>initial</u>	<u>15.4</u>	<u>54861 x</u>	<u>7.75</u>	<u>6.28</u>	<u>10.7</u>	<u>6.25</u>	<u>Yellow</u>
<u>1108</u>	<u>600</u>	<u>16.4</u>	<u>64112 x</u>	<u>6.75</u>	<u>0.44</u>	<u>53.8</u>	<u>6.25</u>	<u>"</u>
<u>1111</u>	<u>1200</u>	<u>16.4</u>	<u>64188 x</u>	<u>6.73</u>	<u>0.42</u>	<u>54.1</u>	<u>6.26</u>	<u>"</u>
<u>1114</u>	<u>1800</u>	<u>16.5</u>	<u>64266 x</u>	<u>6.72</u>	<u>0.40</u>	<u>54.8</u>	<u>6.26</u>	<u>"</u>
_____	_____	_____	<u>x</u>	_____	_____	_____	_____	_____
_____	_____	_____	<u>x</u>	_____	_____	_____	_____	_____
_____	_____	_____	<u>x</u>	_____	_____	_____	_____	_____
_____	_____	_____	<u>x</u>	_____	_____	_____	_____	_____

Sampling

Sampling Method Dedicated Tubing Actual ^{ml}Gallons Purged
 Prior to Sampling 1800 mL
 Time 1120 Depth to Water 6.26 Color Yellow Other —

Remarks

Well Casing Volumes (gal/ft)

1 - 1/4" = 0.077 1 - 1/2" = 0.10 2" = 0.16 3" = 0.37 3 1/2" = 0.50 4" = 0.65 6" = 1.46

Water Sampling Log

Project Number RC000519.0012.00004 Date 12-15-10
 Project Name Romic Well Number RW-17B
 Weather Clear Sampling Time: Begin 1424 End 1430
 Samplers Name Blainetech

Evacuation Data

Measuring Point (MP) TOC
 Total Sounded Depth of Well Below MP 41.80 Diameter of Casing 2"
 Depth to Water Below MP 3.40 Calculated Gallons Purged
 Prior to Sampling _____
 Water Column in Well — Sampling Pump Intake Setting
 Gallons per Foot — (feet below measuring point) _____
 Gallons in Well —

Purge Method:

PVC Bailer Peristaltic Pump size _____
 Disposable Bailer Waterra Pump size _____
 Other _____

Field Parameters

Start Time 1408 @ 200ml/min

Time	Cumulative Temperature (gallons)ml (°C)	Specific Cond. (µS/cm)	pH	DO (µg/L)	ORP	Other DTW	Color
<u>1411</u>	<u>initial</u>	<u>16.1</u>	<u>5192</u>	<u>7.69</u>	<u>1.36</u>	<u>-92.1</u>	<u>3.51</u> Grey
<u>1414</u>	<u>600</u>	<u>18.9</u>	<u>38913</u>	<u>6.24</u>	<u>0.49</u>	<u>-85.9</u>	<u>3.60</u> "
<u>1417</u>	<u>1200</u>	<u>18.6</u>	<u>32893</u>	<u>6.27</u>	<u>0.24</u>	<u>-103.9</u>	<u>3.65</u> "
<u>1420</u>	<u>1800</u>	<u>18.5</u>	<u>32274</u>	<u>6.29</u>	<u>0.22</u>	<u>-104.5</u>	<u>3.67</u> "
<u>1423</u>	<u>2400</u>	<u>18.4</u>	<u>32197</u>	<u>6.30</u>	<u>0.21</u>	<u>-105.9</u>	<u>3.69</u> "

Sampling

Sampling Method Dedicated Tubing Actual ^{ml} Gallons Purged
 Prior to Sampling 2400 ml
 Time 1430 Depth to Water 3.69 Color Grey Other —

Remarks _____

Water Sampling Log

Project Number RC000519.0012.00004 Date 12-15-10
 Project Name Romic Well Number RW-18B
 Weather cloudy Sampling Time: Begin End
 Samplers Name Blainetech

Evacuation Data

~~Measuring Point (MP) TOC
 Total Sounded Depth of Well Below MP Diameter of Casing 2"
 Depth to Water Below MP Calculated Gallons Purged Prior to Sampling
 Water Column in Well Sampling Pump Intake Setting (feet below measuring point)
 Gallons per Foot
 Gallons in Well
 Purge Method:
 PVC Bailer Peristaltic Pump size
 Disposable Bailer Waterra Pump size
 Other~~

Field Parameters

Start Time	Time	Cumulative Temperature (gallons)	Specific Cond. (°C)	pH	DO (µg/L)	ORP	Other	Color
	<i>* Unable to locate. Confirmed w/ Jessica Ely (Arcadis)</i>							
	<i>on 12/13/10</i>							

Sampling

~~Sampling Method Actual Gallons Purged Prior to Sampling
 Time Depth to Water Color Other~~

Remarks

Well Casing Volumes (gal/ft)

Water Sampling Log

Project Number RC000519.0012.00004 Date 12-16-10
 Project Name Romic Well Number RW-19B
 Weather Clear Sampling Time: Begin 1141 End 1145
 Samplers Name Blainetech

Evacuation Data

Measuring Point (MP) TOC
 Total Sounded Depth of Well Below MP 38.60 Diameter of Casing 2"
 Depth to Water Below MP 7.09 Calculated Gallons Purged
 Prior to Sampling
 Water Column in Well Sampling Pump Intake Setting
 Gallons per Foot (feet below measuring point)
 Gallons in Well

Purge Method:
 PVC Bailer Peristaltic Pump size
 Disposable Bailer Waterra Pump size
 Other

Field Parameters

Start Time 1124 @ 200 ml/min

Time	Cumulative (gallons)ml	Temperature (°C)	Specific Cond. (µS/cm)	pH	DO (µg/L)	ORP	Other D/W	Color
<u>1125</u>	<u>initial</u>	<u>16.1</u>	<u>57172</u>	<u>5.99</u>	<u>3.51</u>	<u>-219.6</u>	<u>7.17</u>	<u>brown/odor</u>
<u>1128</u>	<u>600</u>	<u>17.7</u>	<u>56128</u>	<u>5.92</u>	<u>3.98</u>	<u>-223.4</u>	<u>7.22</u>	<u>"</u>
<u>1131</u>	<u>1200</u>	<u>18.4</u>	<u>55287</u>	<u>5.94</u>	<u>0.67</u>	<u>-240.1</u>	<u>7.26</u>	<u>"</u>
<u>1134</u>	<u>1800</u>	<u>18.4</u>	<u>54290</u>	<u>5.94</u>	<u>0.62</u>	<u>-245.3</u>	<u>7.29</u>	<u>"</u>
<u>1137</u>	<u>2400</u>	<u>18.3</u>	<u>54174</u>	<u>5.94</u>	<u>0.60</u>	<u>-247.8</u>	<u>7.29</u>	<u>"</u>
<u>1140</u>	<u>3000</u>	<u>18.3</u>	<u>54093</u>	<u>5.94</u>	<u>0.59</u>	<u>-249.3</u>	<u>7.30</u>	<u>"</u>

Sampling

Sampling Method Dedicated Tubing Actual ^{ml}Gallons Purged
 Prior to Sampling 3000 ml
 Time 1145 Depth to Water Color brown Other strong odor

Remarks collected DUP-3 @ 1155 Bubbles in vials. Reaction w/HCl

Well Casing Volumes (gal/ft)

Water Sampling Log

Project Number RC000519.0012.00004 Date 12-15-10
 Project Name Romic Well Number RW-20B
 Weather cloudy Sampling Time: Begin — End —
 Samplers Name Blainetech

Evacuation Data

Measuring Point (MP) TOC
 Total Sounded Depth of Well Below MP — Diameter of Casing 2"
 Depth to Water Below MP 11.29 Calculated Gallons Purged
 Depth to SPIT = 3.22 Prior to Sampling —
 Water Column in Well — Sampling Pump Intake Setting
 Gallons per Foot X (feet below measuring point) —
 Gallons in Well —

Purge Method:
 PVC Bailer Peristaltic Pump size —
 Disposable Bailer Waterra Pump size —
 Other —

Field Parameters

Start Time —

Time	Cumulative Temperature (gallons)	Specific Cond. (°C)	pH	DO (µg/L)	ORP	Other	Color
<p><i>* Unable to purge or sample due to very thick SPIT. Hard to get depths due to very thick and sticky SPIT.</i></p>							

Sampling

Sampling Method — Actual Gallons Purged Prior to Sampling —
 Time — Depth to Water — Color — Other —

Remarks —
—
—

Well Casing Volumes (gal/ft)

Water Sampling Log

Project Number RC000519.0012.00004 Date 12-16-10
 Project Name Romic Well Number RW-21B
 Weather Clear Sampling Time: Begin 0934 End 0940
 Samplers Name Blainetech

Evacuation Data

Measuring Point (MP) TOC
 Total Sounded Depth of Well Below MP 39.77 Diameter of Casing 2"
 Depth to Water Below MP 7.10 Calculated Gallons Purged
 Prior to Sampling —
 Water Column in Well — Sampling Pump Intake Setting
 (feet below measuring point) —
 Gallons per Foot —
 Gallons in Well —

Purge Method:
 PVC Bailer Peristaltic Pump size —
 Disposable Bailer Waterra Pump size —
 Other —

Field Parameters

Start Time 0924 @ 200ml/min

Time	Cumulative (gallons) ml	Temperature (°C)	Specific Cond. (µS/cm)	pH	DO (µg/L)	ORP	Other DTW	Color
<u>0924</u>	<u>initial</u>	<u>15.5</u>	<u>52479</u>	<u>7.19</u>	<u>3.65</u>	<u>-193.6</u>	<u>7.24</u>	<u>clear</u>
<u>0927</u>	<u>600</u>	<u>16.9</u>	<u>52461</u>	<u>6.74</u>	<u>2.78</u>	<u>-201.7</u>	<u>7.28</u>	<u>"</u>
<u>0930</u>	<u>1200</u>	<u>17.0</u>	<u>52173</u>	<u>6.72</u>	<u>2.79</u>	<u>-200.2</u>	<u>7.30</u>	<u>"</u>
<u>0933</u>	<u>1800</u>	<u>17.0</u>	<u>52109</u>	<u>6.71</u>	<u>2.81</u>	<u>-198.5</u>	<u>7.32</u>	<u>"</u>

Sampling

Sampling Method Dedicated Tubing Actual ^{ml} Gallons Purged
 Prior to Sampling 100 ml
 Time 0940 Depth to Water 7.32 Color clear Other odor

Remarks _____

Well Casing Volumes (gal/ft)

Water Sampling Log

Project Number RC000519.0012.00004 Date 12-16-10
 Project Name Romic Well Number RW-22B
 Weather Clear Sampling Time: Begin 1109 End 1112
 Samplers Name Blainetech

Evacuation Data

Measuring Point (MP) TOC
 Total Sounded Depth of Well Below MP 39.00 Diameter of Casing 2"
 Depth to Water Below MP 5.71
 Calculated Gallons Purged Prior to Sampling —
 Water Column in Well — Sampling Pump Intake Setting (feet below measuring point) —
 Gallons per Foot —
 Gallons in Well —

Purge Method:
 PVC Bailer Peristaltic Pump size _____
 Disposable Bailer Waterra Pump size _____
 Other _____

Field Parameters

Start Time 1051 @ 200 ml/min

Time	Cumulative Temperature (gallons) ml (°C)	Specific Cond. (µS/cm)	pH	DO (µg/L)	ORP	Other PTW	Color
<u>1052</u>	<u>initial</u>	<u>18.0</u>	<u>60358</u>	<u>6.86</u>	<u>2.95</u>	<u>-64.7</u>	<u>5.80</u> <u>clear</u>
<u>1055</u>	<u>600</u>	<u>18.1</u>	<u>61601</u>	<u>6.65</u>	<u>1.87</u>	<u>-202.3</u>	<u>5.82</u> <u>"</u>
<u>1058</u>	<u>1200</u>	<u>18.2</u>	<u>66086</u>	<u>6.53</u>	<u>1.88</u>	<u>-181.5</u>	<u>5.85</u> <u>"</u>
<u>1101</u>	<u>1800</u>	<u>18.3</u>	<u>66305</u>	<u>6.51</u>	<u>1.61</u>	<u>-174.4</u>	<u>5.86</u> <u>"</u>
<u>1104</u>	<u>2400</u>	<u>18.4</u>	<u>66391</u>	<u>6.51</u>	<u>1.57</u>	<u>-170.8</u>	<u>5.87</u> <u>"</u>
<u>1107</u>	<u>3000</u>	<u>18.4</u>	<u>66416</u>	<u>6.50</u>	<u>1.56</u>	<u>-167.2</u>	<u>5.87</u> <u>"</u>

Sampling

Sampling Method Dedicated Tubing Actual ^{ml}Gallons Purged Prior to Sampling 2000 ml
 Time 1112 Depth to Water 5.87 Color Clear Other —

Remarks _____

Well Casing Volumes (gal/ft)

Water Sampling Log

Project Number RC000519.0012.00004 Date 12-16-10
 Project Name Romic Well Number EW-1B
 Weather Clear Sampling Time: Begin 1319 End 1323
 Samplers Name Blainetech

Evacuation Data

Measuring Point (MP) TOC
 Total Sounded Depth of Well Below MP 17.91 Diameter of Casing 2"
 Depth to Water Below MP 3.28 Calculated Gallons Purged Prior to Sampling —
 Water Column in Well — Sampling Pump Intake Setting (feet below measuring point) —
 Gallons per Foot —
 Gallons in Well —

Purge Method:
 PVC Bailer Peristaltic Pump size _____
 Disposable Bailer Waterra Pump size _____
 Other _____

Field Parameters

Start Time 1257 @ 200 ml/min

Time	Cumulative Temperature (gallons) ml (°C)	Specific Cond. (µS/cm)	pH	DO (µg/L)	ORP	Other DTW	Color
<u>1259</u>	<u>initial</u>	<u>17.5</u>	<u>29362</u>	<u>7.37</u>	<u>3.38</u>	<u>-156.1</u>	<u>3.31 clear</u>
<u>1302</u>	<u>600</u>	<u>18.9</u>	<u>34021</u>	<u>6.82</u>	<u>2.30</u>	<u>-209.3</u>	<u>3.32 "</u>
<u>1305</u>	<u>1200</u>	<u>18.9</u>	<u>37589</u>	<u>6.57</u>	<u>1.95</u>	<u>-202.3</u>	<u>3.32 "</u>
<u>1308</u>	<u>1800</u>	<u>18.9</u>	<u>37480</u>	<u>6.52</u>	<u>1.47</u>	<u>-203.2</u>	<u>3.32 "</u>
<u>1311</u>	<u>2400</u>	<u>19.0</u>	<u>37249</u>	<u>6.51</u>	<u>1.29</u>	<u>-206.0</u>	<u>3.33 "</u>
<u>1314</u>	<u>3000</u>	<u>19.0</u>	<u>37174</u>	<u>6.50</u>	<u>1.27</u>	<u>-209.1</u>	<u>3.32 "</u>
<u>1317</u>	<u>3600</u>	<u>19.1</u>	<u>37092</u>	<u>6.50</u>	<u>1.25</u>	<u>-211.3</u>	<u>3.32 "</u>

Sampling

Sampling Method Dedicated Tubing Actual Gallons Purged 3600 ^{ml} Prior to Sampling 3600 mL
 Time 1323 Depth to Water 3.32 Color Clear Other Strong odor

Remarks collected Field Blank @ 1345

Well Casing Volumes (gal/ft)

Water Sampling Log

Project Number RC000519.0012.00004 Date 12-16-10
 Project Name Romic Well Number EW-2B
 Weather Clear Sampling Time: Begin 0856 End 0900
 Samplers Name Blainetech

Evacuation Data

Measuring Point (MP) TOC
 Total Sounded Depth of Well Below MP 39.58 Diameter of Casing 2" 4"
 Depth to Water Below MP 4.77 Calculated Gallons Purged Prior to Sampling —
 Water Column in Well — Sampling Pump Intake Setting (feet below measuring point) —
 Gallons per Foot —
 Gallons in Well —

Purge Method:
 PVC Bailer Peristaltic Pump size _____
 Disposable Bailer Waterra Pump size _____
 Other _____

Field Parameters

Start Time 0842 @ 200 ml/min

Time	Cumulative Temperature (gallons) ml (°C)	Specific Cond. (µS/cm)	pH	DO (µg/L)	ORP	Other SW	Color
<u>0843</u>	<u>initial</u>	<u>17.2</u>	<u>54581</u>	<u>5.80</u>	<u>6.38</u>	<u>-158.5</u>	<u>4.79</u> Black/strong odor
<u>0846</u>	<u>600</u>	<u>18.6</u>	<u>52906</u>	<u>5.84</u>	<u>2.53</u>	<u>-224.3</u>	<u>4.80</u> "
<u>0849</u>	<u>1200</u>	<u>18.8</u>	<u>53510</u>	<u>5.87</u>	<u>0.26</u>	<u>-240.7</u>	<u>4.80</u> Black/odor
<u>0852</u>	<u>1800</u>	<u>18.8</u>	<u>54008</u>	<u>5.89</u>	<u>0.23</u>	<u>-248.3</u>	<u>4.80</u> "
<u>0855</u>	<u>2400</u>	<u>18.9</u>	<u>54114</u>	<u>5.90</u>	<u>0.22</u>	<u>-249.9</u>	<u>4.80</u> "

Sampling

Sampling Method Dedicated Tubing Actual ~~Gallons~~ ^{ml} Purged Prior to Sampling 2400 ml
 Time 0900 Depth to Water 4.80 Color Dark grey Other strong odor

Remarks collected TB-3 @ 0800 Bubbles in vials. Reaction w/ H₂O

Well Casing Volumes (gal/ft)

Water Sampling Log

Project Number RC000519.0012.00004 Date 12-14-10
 Project Name Romic Well Number RW-2C
 Weather Cloudy Sampling Time: Begin 1414 End 1420
 Samplers Name Blainetech

Evacuation Data

Measuring Point (MP) TOC
 Total Sounded Depth of Well Below MP 71.91 Diameter of Casing 4"
 Depth to Water Below MP 5.48
 Water Column in Well - Calculated Gallons Purged
 Gallons per Foot - Prior to Sampling -
 Gallons in Well - Sampling Pump Intake Setting
 (feet below measuring point) -

Purge Method:
 PVC Bailer Peristaltic Pump size _____
 Disposable Bailer Waterra Pump size _____
 Other _____

Field Parameters

Start Time 1354 @ 200 mL/min

Time	Cumulative Temperature (gallons)ML (°C)	Specific Cond. (µS/cm)	pH	DO (µg/L)	ORP	Other DTW	Color
<u>1355</u>	<u>initial</u>	<u>19.0</u>	<u>27977</u>	<u>7.10</u>	<u>1.27</u>	<u>-122.0</u>	<u>5.71</u> <u>clear/color</u>
<u>1358</u>	<u>600</u>	<u>18.9</u>	<u>28311</u>	<u>7.07</u>	<u>0.47</u>	<u>-168.2</u>	<u>5.77</u> <u>"</u>
<u>1401</u>	<u>1200</u>	<u>18.9</u>	<u>28640</u>	<u>7.09</u>	<u>0.50</u>	<u>-163.7</u>	<u>5.79</u> <u>"</u>
<u>1404</u>	<u>1800</u>	<u>18.9</u>	<u>29040</u>	<u>7.09</u>	<u>0.48</u>	<u>-137.5</u>	<u>5.80</u> <u>"</u>
<u>1407</u>	<u>2400</u>	<u>18.9</u>	<u>28996</u>	<u>7.08</u>	<u>0.42</u>	<u>-127.7</u>	<u>5.81</u> <u>"</u>
<u>1410</u>	<u>3000</u>	<u>18.9</u>	<u>28959</u>	<u>7.08</u>	<u>0.40</u>	<u>-124.0</u>	<u>5.81</u> <u>"</u>
<u>1413</u>	<u>3600</u>	<u>18.9</u>	<u>28933</u>	<u>7.08</u>	<u>0.39</u>	<u>-123.9</u>	<u>5.81</u> <u>"</u>

Sampling

Sampling Method Dedicated Tubing Actual ^{ml}Gallons Purged
 Prior to Sampling 3600 ml
 Time 1420 Depth to Water 5.81 Color clear Other color

Remarks collected MS/MSD

Water Sampling Log

Project Number RC000519.0012.00004 Date 12-15-10
 Project Name Romic Well Number RW-5C
 Weather Clear Sampling Time: Begin 1041 End 1045
 Samplers Name Blainetech

Evacuation Data

Measuring Point (MP) TOC
 Total Sounded Depth of Well Below MP 56.65 Diameter of Casing 2"
 Depth to Water Below MP 3.04 Calculated Gallons Purged
 Prior to Sampling _____
 Water Column in Well _____ Sampling Pump Intake Setting
 Gallons per Foot _____ (feet below measuring point) _____
 Gallons in Well _____

Purge Method:
 PVC Bailer Peristaltic Pump size _____
 Disposable Bailer Waterra Pump size _____
 Other _____

Field Parameters

Start Time 1022 @ 200ml/min

Time	Cumulative Temperature (gallons)ml ² (°C)	Specific Cond. (µS/cm)	pH	DO (µg/L)	ORP	Other D ₇₀₀	Color
<u>1030</u>	<u>initial</u>	<u>17.8</u>	<u>30141</u>	<u>6.63</u>	<u>2.14</u>	<u>-175.8</u>	<u>3.71</u> <u>brown</u>
<u>1033</u>	<u>600</u>	<u>19.1</u>	<u>30224</u>	<u>6.69</u>	<u>0.61</u>	<u>-188.9</u>	<u>3.98</u> <u>"</u>
<u>1036</u>	<u>1200</u>	<u>19.2</u>	<u>30228</u>	<u>6.70</u>	<u>0.59</u>	<u>-192.2</u>	<u>4.10</u> <u>"</u>
<u>1039</u>	<u>1800</u>	<u>19.2</u>	<u>30229</u>	<u>6.71</u>	<u>0.57</u>	<u>-193.0</u>	<u>4.23</u> <u>"</u>

Sampling

Sampling Method Dedicated Tubing Actual ^{ml}Gallons Purged
 Prior to Sampling 1800 mL
 Time 1045 Depth to Water 4.23 Color brown Other -

Remarks No check valve on tubing in well, Had to use BTS SS check valve. Bubbles in vials. Reached w/ it.

Water Sampling Log

Project Number RC000519.0012.00004 Date 12-15-10
 Project Name Romic Well Number RW-12A 10C
 Weather Clear Sampling Time: Begin 1237 End 1240
 Samplers Name Blainetech

Evacuation Data

Measuring Point (MP) TOC
 Total Sounded Depth of Well Below MP 4.80 58.13 Diameter of Casing 2" A
 Depth to Water Below MP 4.10 4.83 Calculated Gallons Purged
 Prior to Sampling _____
 Water Column in Well _____ Sampling Pump Intake Setting
 Gallons per Foot _____ (feet below measuring point) _____
 Gallons in Well _____
 Purge Method:
 PVC Bailer Peristaltic Pump size _____
 Disposable Bailer Waterra Pump size _____
 Other _____

Field Parameters

Start Time 1215 @ 200ml/min

Time	Cumulative Temperature (gallons/mL) (°C)	Specific Cond. (µS/cm)	pH	DO (µg/L)	ORP	Other DTW	Color
<u>1217</u>	<u>initial</u>	<u>18.11</u>	<u>29575</u>	<u>6.11</u>	<u>3.03</u>	<u>-85.9</u>	<u>4.98</u> <u>clear/yellow</u>
<u>1220</u>	<u>600</u>	<u>18.20</u>	<u>31895</u>	<u>5.71</u>	<u>2.81</u>	<u>-114.3</u>	<u>5.20</u> <u>clear/yellow</u>
<u>1223</u>	<u>1200</u>	<u>18.17</u>	<u>32300</u>	<u>5.62</u>	<u>2.21</u>	<u>-130.5</u>	<u>5.42</u> <u>clear/yellow</u>
<u>1226</u>	<u>1800</u>	<u>18.23</u>	<u>32488</u>	<u>5.56</u>	<u>2.09</u>	<u>-139.7</u>	<u>5.61</u> <u>clear/yellow</u>
<u>1229</u>	<u>2400</u>	<u>18.25</u>	<u>32603</u>	<u>5.52</u>	<u>1.90</u>	<u>-147.2</u>	<u>5.71</u> <u>clear/yellow</u>
<u>1232</u>	<u>3000</u>	<u>18.36</u>	<u>32863</u>	<u>5.47</u>	<u>1.71</u>	<u>-155.3</u>	<u>5.77</u> <u>clear/yellow</u>
<u>1235</u>	<u>3600</u>	<u>18.40</u>	<u>32857</u>	<u>5.45</u>	<u>1.59</u>	<u>-160.2</u>	<u>5.81</u> <u>clear/yellow</u>

Sampling

Sampling Method Dedicated Tubing Actual Gallons Purged 3600 mL
 Prior to Sampling _____
 Time 1240 Depth to Water 5.75 Color clear/yellow Other _____

Remarks casing has been raised up per client
Bubbles in VOA's Due to strong reaction w/ HCL

Water Sampling Log

Project Number RC000519.0012.00004 Date 12-15-10
 Project Name Romic Well Number RW-17C
 Weather Clear Sampling Time: Begin 1319 End 1325
 Samplers Name Blainetech

Evacuation Data

Measuring Point (MP) TOC
 Total Sounded Depth of Well Below MP 67.07 Diameter of Casing 2"
 Depth to Water Below MP 4.52 Calculated Gallons Purged
 Prior to Sampling —
 Water Column in Well — Sampling Pump Intake Setting
 Gallons per Foot — (feet below measuring point) —
 Gallons in Well —

Purge Method:
 PVC Bailer Peristaltic Pump size
 Disposable Bailer Waterra Pump size
 Other

Field Parameters

Start Time 1309 @ 200 ml/min

Time	Cumulative Temperature (gallons) ml (°C)	Specific Cond. (µS/cm)	pH	DO (µg/L)	ORP	Other <u>DTW</u>	Color
<u>1309</u>	<u>initial</u>	<u>20.0</u>	<u>25199</u>	<u>6.81</u>	<u>0.33</u>	<u>-142.2</u>	<u>4.71</u> Yellow
<u>1312</u>	<u>600</u>	<u>19.6</u>	<u>26427</u>	<u>6.73</u>	<u>0.19</u>	<u>-164.3</u>	<u>4.77</u> Brown
<u>1315</u>	<u>1200</u>	<u>19.4</u>	<u>27614</u>	<u>6.72</u>	<u>0.17</u>	<u>-169.7</u>	<u>4.81</u> "
<u>1318</u>	<u>1800</u>	<u>19.3</u>	<u>27794</u>	<u>6.72</u>	<u>0.16</u>	<u>-171.2</u>	<u>4.87</u> "

Sampling

Sampling Method Dedicated Tubing Actual ^{ml}Gallons Purged Prior to Sampling 1800 ml
 Time 1325 Depth to Water 4.87 Color Brown Other odor

Remarks Bubbles in vials. Redden w/ HCL.

Water Sampling Log

Project Number RC000519.0012.00004 Date 12-15-10
 Project Name Romic Well Number RW-18C
 Weather Clear Sampling Time: Begin 1445 End 1450
 Samplers Name Blainetech

Evacuation Data

Measuring Point (MP) TOC
 Total Sounded Depth of Well Below MP 64.00 Diameter of Casing 2"
 Depth to Water Below MP 1.30 Calculated Gallons Purged
 Prior to Sampling —
 Water Column in Well — Sampling Pump Intake Setting
 Gallons per Foot — (feet below measuring point) —
 Gallons in Well —

Purge Method:
 PVC Bailer Peristaltic Pump size —
 Disposable Bailer Waterra Pump size —
 Other —

Field Parameters

Start Time 1430 @ 200 ml/min

Time	Cumulative Temperature (gallons) ml (°C)	Specific Cond. (µS/cm)	pH	DO (µg/L)	ORP	Other DTW	Color
<u>1431</u>	<u>initial</u>	<u>18.23</u>	<u>4955</u>	<u>6.68</u>	<u>1.70</u>	<u>-201.5</u>	<u>2.75</u> <u>clear</u>
<u>1434</u>	<u>600</u>	<u>18.05</u>	<u>4926</u>	<u>6.50</u>	<u>1.07</u>	<u>-241.3</u>	<u>3.24</u> <u>clear</u>
<u>1437</u>	<u>1200</u>	<u>18.07</u>	<u>5035</u>	<u>6.49</u>	<u>0.80</u>	<u>-263.1</u>	<u>3.57</u> <u>clear</u>
<u>1440</u>	<u>1800</u>	<u>18.20</u>	<u>5250</u>	<u>6.52</u>	<u>0.72</u>	<u>-270.5</u>	<u>3.78</u> <u>clear</u>
<u>1443</u>	<u>2400</u>	<u>18.32</u>	<u>5390</u>	<u>6.56</u>	<u>0.66</u>	<u>-279.7</u>	<u>4.02</u> <u>clear</u>

Sampling

Sampling Method Dedicated Tubing Actual ^{ml} Gallons Purged
 Prior to Sampling 2400 ml
 Time 1450 Depth to Water 3.85 Color clear Other —

Remarks

Water Sampling Log

Project Number RC000519.0012.00004 Date 12-16-10
 Project Name Romic Well Number RW-19C
 Weather Clear Sampling Time: Begin 1028 End 1033
 Samplers Name Blainetech

Evacuation Data

Measuring Point (MP) TOC
 Total Sounded Depth of Well Below MP 72.58 Diameter of Casing 2"
 Depth to Water Below MP 6.54 Calculated Gallons Purged
 Prior to Sampling —
 Water Column in Well — Sampling Pump Intake Setting
 Gallons per Foot — (feet below measuring point) —
 Gallons in Well —

Purge Method:
 PVC Bailer Peristaltic Pump size _____
 Disposable Bailer Waterra Pump size _____
 Other _____

Field Parameters

Start Time 1011 200ml/min

Time	Cumulative Temperature (gallons) ml (°C)	Specific Cond. (µS/cm)	pH	DO (µg/L)	ORP	Other DTW	Color
1012	initial 18.5	31401	7.24	1.69	-171.7	6.65	clear
1015	600 17.3	31304	6.84	1.06	-265.5	6.70	"
1018	1200 17.6	31305	6.80	1.27	-260.3	6.73	"
1021	1800 17.7	31584	6.82	1.25	-247.9	6.74	"
1024	2400 17.6	31611	6.82	1.21	-250.6	6.75	"
1027	3000 17.7	31636	6.83	1.20	-252.9	6.75	"

Sampling

Sampling Method Dedicated Tubing Actual ^{ml}Gallons Purged
 Prior to Sampling 3000 ml
 Time 1033 Depth to Water 6.75 Color clear Other —

Remarks

Water Sampling Log

Project Number RC000519.0012.00004 Date 12-15-10
 Project Name Romic Well Number RW-20C
 Weather Cloudy Sampling Time: Begin 0952 End 0955
 Samplers Name Blainetech

Evacuation Data

Measuring Point (MP) TOC
 Total Sounded Depth of Well Below MP 64.70 Diameter of Casing 2"
 Depth to Water Below MP 7.55 Calculated Gallons Purged
 Prior to Sampling —
 Water Column in Well — Sampling Pump Intake Setting
 Gallons per Foot — (feet below measuring point) —
 Gallons in Well —

Purge Method:
 PVC Bailer Peristaltic Pump size —
 Disposable Bailer Waterra Pump size —
 Other —

Field Parameters

Start Time 0935 @ 200ml/min

Time	Cumulative Temperature (gallons) mL (°C)	Specific Cond. (µS/cm)	pH	DO (µg/L)	ORP	Other DTW	Color
<u>0936</u>	<u>initial</u>	<u>18.7</u>	<u>29365</u>	<u>5.91</u>	<u>4.04</u>	<u>-44.3</u>	<u>7.62</u> <u>clear</u>
<u>0939</u>	<u>600</u>	<u>17.5</u>	<u>29404</u>	<u>6.40</u>	<u>1.44</u>	<u>-53.9</u>	<u>7.69</u> <u>"</u>
<u>0942</u>	<u>1200</u>	<u>18.3</u>	<u>22773</u>	<u>7.97</u>	<u>0.29</u>	<u>-145.7</u>	<u>7.72</u> <u>brown</u>
<u>0945</u>	<u>1800</u>	<u>17.9</u>	<u>29203</u>	<u>7.99</u>	<u>0.36</u>	<u>-146.2</u>	<u>7.73</u> <u>"</u>
<u>0948</u>	<u>2400</u>	<u>18.0</u>	<u>28911</u>	<u>8.01</u>	<u>0.34</u>	<u>-147.0</u>	<u>7.73</u> <u>"</u>
<u>0951</u>	<u>3000</u>	<u>18.1</u>	<u>28707</u>	<u>8.02</u>	<u>0.34</u>	<u>-147.7</u>	<u>7.73</u> <u>"</u>

Sampling

Sampling Method Dedicated Tubing Actual ^{mL} Gallons Purged 3000 mL
 Prior to Sampling —
 Time 0955 Depth to Water 7.73 Color brown Other —

Remarks collected DUP-1 @ 1005 collected TB-2 @ 0800

Water Sampling Log

Project Number RC000519.0012.00004 Date 12-14-10
 Project Name Romic Well Number RW-21C
 Weather Cloudy Sampling Time: Begin 1045 End 1050
 Samplers Name Blainetech

Evacuation Data

Measuring Point (MP) TOC
 Total Sounded Depth of Well Below MP 66.32 Diameter of Casing 2"
 Depth to Water Below MP 5.18 Calculated Gallons Purged Prior to Sampling
 Water Column in Well Sampling Pump Intake Setting (feet below measuring point)
 Gallons per Foot
 Gallons in Well

Purge Method:
 PVC Bailer Peristaltic Pump size
 Disposable Bailer Waterra Pump size
 Other

Field Parameters

Start Time 1026 @ 200ml/min

Time	Cumulative Temperature (gallons) mL (°C)	Specific Cond. (µS/cm)	pH	DO (µg/L)	ORP	Other DTW	Color
<u>1027</u>	<u>initial</u>	<u>17.6</u>	<u>28323</u>	<u>6.50</u>	<u>3.69</u>	<u>-145.1</u>	<u>5.94</u> <u>clear</u>
<u>1030</u>	<u>600</u>	<u>18.9</u>	<u>28350</u>	<u>6.72</u>	<u>0.89</u>	<u>-128.9</u>	<u>6.01</u> <u>"</u>
<u>1033</u>	<u>1200</u>	<u>18.8</u>	<u>28315</u>	<u>6.87</u>	<u>0.79</u>	<u>-148.6</u>	<u>6.05</u> <u>Brown</u>
<u>1036</u>	<u>1800</u>	<u>18.9</u>	<u>27584</u>	<u>7.05</u>	<u>0.17</u>	<u>-168.3</u>	<u>6.11</u> <u>"</u>
<u>1039</u>	<u>2400</u>	<u>18.9</u>	<u>27453</u>	<u>7.08</u>	<u>0.15</u>	<u>-165.9</u>	<u>6.13</u> <u>"</u>
<u>1042</u>	<u>3000</u>	<u>18.9</u>	<u>27418</u>	<u>7.07</u>	<u>0.15</u>	<u>-166.2</u>	<u>6.14</u> <u>"</u>

Sampling

Sampling Method Dedicated Tubing Actual ^{ml}Gallons Purged Prior to Sampling 3000 ml
 Time 1050 Depth to Water 6.14 Color brown Other

Remarks MS/MSD

Water Sampling Log

Project Number RC000519.0005.00004¹² Date 12-14-07
 Project Name Romic Well Number S-024
 Weather Cloudy/Rain Sampling Time: Begin 0831 End 0835
 Samplers Name DR

Evacuation Data

Measuring Point (MP) TOC
 Total Sounded Depth of Well Below MP Diameter of Casing Slough
 Depth to Water Below MP Calculated Gallons Purged
 Prior to Sampling
 Water Column in Well Sampling Pump Intake Setting
 Gallons per Foot (feet below measuring point)
 Gallons in Well
 Purge Method:
 PVC Bailer Diaphragm Pump size
 Disposable Bailer Submersible Pump size
 Other N/A

Field Parameters

Start Time 0831

Time	Cumulative Gallons	Temperature °F/°C	Specific Cond. µS/cm	pH	DO	ORP	Other	Color
<u>0835</u>	<u> </u>	<u>13.0</u>	<u>3795</u>	<u>6.99</u>	<u>3.17</u>	<u>256</u>	<u> </u>	<u> </u>
			X					
			X					
			X					
			X					
			X					
			X					
			X					

Sampling

Sampling Method Grab pole w/ cup Actual Gallons Purged
 Prior to Sampling
 Time 0835 Depth to Water Color Other

Remarks collected TB-1 @ 0800

Well Casing Volumes (gal/ft)

1 - 1/4" = 0.077 1 - 1/2" = 0.10 2" = 0.16 3" = 0.37 3 1/2" = 0.50 4" = 0.65 6" = 1.46

Water Sampling Log

Project Number RC000519.0005.00004¹² Date 12-14-07¹⁰
 Project Name Romic Well Number 5-02
 Weather Cloudy/Rain Sampling Time: Begin 0854 End 0900
 Samplers Name DR

Evacuation Data

Measuring Point (MP) TOC
 Total Sounded Depth of Well Below MP — Diameter of Casing Slough
 Depth to Water Below MP — Calculated Gallons Purged
 Prior to Sampling —
 Water Column in Well — Sampling Pump Intake Setting
 Gallons per Foot — (feet below measuring point) —
 Gallons in Well —

Purge Method:
 PVC Bailer Diaphragm Pump size —
 Disposable Bailer Submersible Pump size —
 Other — N/A

Field Parameters

Start Time 0854

Time	Cumulative Gallons	Temperature °F/C	Specific Cond. µS/cm	pH	DO	ORP	Other	Color
<u>0900</u>	<u>—</u>	<u>12.8</u>	<u>38123 x</u>	<u>6.35</u>	<u>3.22</u>	<u>250</u>	<u>—</u>	<u>—</u>
			x					
			x					
			x					
			x					
			x					
			x					
			x					

Sampling

Sampling Method Grab pole w/ cup Actual Gallons Purged —
 Prior to Sampling —
 Time 0900 Depth to Water — Color — Other —

Remarks

Well Casing Volumes (gal/ft)

1 - 1/4" = 0.077 1 - 1/2" = 0.10 2" = 0.16 3" = 0.37 3 1/2" = 0.50 4" = 0.65 6" = 1.46

Water Sampling Log

Project Number RC000519.0005.00004¹² Date 12-14-07¹⁰
 Project Name Romic Well Number S-07
 Weather Cloudy / Rain Sampling Time: Begin 0910 End 0915
 Samplers Name DR

Evacuation Data

Measuring Point (MP) TOC
 Total Sounded Depth of Well Below MP — Diameter of Casing Slough
 Depth to Water Below MP — Calculated Gallons Purged
 Prior to Sampling —
 Water Column in Well — Sampling Pump Intake Setting
 (feet below measuring point) —
 Gallons per Foot —
 Gallons in Well —

Purge Method:
 PVC Bailer Diaphragm Pump size —
 Disposable Bailer Submersible Pump size —
 Other — N/A

Field Parameters

Start Time 0910

Time	Cumulative Gallons	Temperature °F/°C	Specific Cond. µS/cm	pH	DO	ORP	Other	Color
<u>0915</u>	<u>—</u>	<u>12.6</u>	<u>38153 x</u>	<u>6.77</u>	<u>3.19</u>	<u>242</u>	<u>—</u>	<u>—</u>
—	—	—	x	—	—	—	—	—
—	—	—	x	—	—	—	—	—
—	—	—	x	—	—	—	—	—
—	—	—	x	—	—	—	—	—
—	—	—	x	—	—	—	—	—
—	—	—	x	—	—	—	—	—
—	—	—	x	—	—	—	—	—

Sampling

Sampling Method Grab pole w/ cap Actual Gallons Purged Prior to Sampling —
 Time 0915 Depth to Water — Color — Other —

Remarks

Well Casing Volumes (gal/ft)

1 - 1/4" = 0.077 1 - 1/2" = 0.10 2" = 0.16 3" = 0.37 3 1/2" = 0.50 4" = 0.65 6" = 1.46

Water Sampling Log

Project Number RC000519.0005¹².00004 Date 12-14¹⁰~~07~~
 Project Name Romic Well Number S-10
 Weather Cloudy/Rain Sampling Time: Begin 0922 End 0930
 Samplers Name DR

Evacuation Data

Measuring Point (MP) TOC
 Total Sounded Depth of Well Below MP — Diameter of Casing Slough
 Depth to Water Below MP — Calculated Gallons Purged
 Prior to Sampling —
 Water Column in Well — Sampling Pump Intake Setting
 (feet below measuring point) —
 Gallons per Foot —
 Gallons in Well —

Purge Method:
 PVC Bailer Diaphragm Pump size _____
 Disposable Bailer Submersible Pump size _____
 Other — N/A

Field Parameters

Start Time 0922

Time	Cumulative Gallons	Temperature °F (C)	Specific Cond. µS/cm	pH	DO	ORP	Other	Color
<u>0930</u>	<u>—</u>	<u>13.0</u>	<u>38327x</u>	<u>7.40</u>	<u>330</u>	<u>235</u>	<u>—</u>	<u>—</u>
			x					
			x					
			x					
			x					
			x					
			x					
			x					

Sampling

Sampling Method Grab pole w/ cup Actual Gallons Purged —
 Prior to Sampling —
 Time 0930 Depth to Water — Color — Other —

Remarks

Well Casing Volumes (gal/ft)

1 - 1/4" = 0.077 1 - 1/2" = 0.10 2" = 0.16 3" = 0.37 3 1/2" = 0.50 4" = 0.65 6" = 1.46

SPH or Purge Water Drum Log

Client: Accadis
 Site Address: 2081 Bay Rd. E. Palo Alto Ca.

STATUS OF DRUM(S) UPON ARRIVAL

Date	12/13/10				
Number of drum(s) empty:	2 ^{Rushed} _{out}				
Number of drum(s) 1/4 full:					
Number of drum(s) 1/2 full:	1				
Number of drum(s) 3/4 full:					
Number of drum(s) full:	4				
Total drum(s) on site:	7/1 ^{New} _{BTS}				
Are the drum(s) properly labeled?	Yes				
Drum ID & Contents:	Purge H ₂ O				
If any drum(s) are partially or totally filled, what is the first use date:					

- If you add any SPH to an empty or partially filled drum, drum must have at least 20 gals. of Purgewater or DI Water.
- If drum contains SPH, the drum MUST be steel AND labeled with the appropriate label.
- All BTS drums MUST be labeled appropriately.

STATUS OF DRUM(S) UPON DEPARTURE

Date	12/16/10				
Number of drums empty:	2 ^{Rushed} _{out}				
Number of drum(s) 1/4 full:	1 = 1/2 full				
Number of drum(s) 1/2 full:					
Number of drum(s) 3/4 full:					
Number of drum(s) full:	5				
Total drum(s) on site:	8/1 ^{New} _{BTS}				
Are the drum(s) properly labeled?	Yes				
Drum ID & Contents:	Purge H ₂ O				

LOCATION OF DRUM(S)

Describe location of drum(s): Near the trailers and conex boxes.

FINAL STATUS

Number of new drum(s) left on site this event	1				
Date of inspection:	12/16/10				
Drum(s) labelled properly:	Yes				
Logged by BTS Field Tech:	DR				
Office reviewed by:	ma				

ARCADIS

Appendix B (on CD)

Summary of Field Parameters

Appendix B
Summary of Field Parameters
Former Romic Environmental Technologies Corporation
East Palo Alto, California
Groundwater Monitoring Report

Well	Date Installed	Date Measured	Top of Casing Elevation (ft msl)	Depth to Water (feet)	Groundwater Elevation (ft msl)	Measured Depth of Well (ft bgs)	Screened Interval (ft bgs)	Casing Diameter (inches)	Field Measurements				
									pH	Temp. (°C)	SC (µS/cm)	DO (mg/L)	ORP (mv)
RW-1A	19-Dec-85	11-Sep-00	4.53	3.13	1.4	14.24	5.0-15.0	2	7.9	22.33	1,574	6.84	-117.4
		04-Dec-00		3.01	1.52	---			7.59	19.78	3,182	0.85	276.2
		19-Mar-01		1.77	2.76	---			9.27	17.47	1,458	0.3	27.8
		15-Jun-01		2.48	2.05	---			---	---	---	---	---
		04-Sep-01		2.44	2.09	14.44			7.73	22.11	1,719	0.16	-99
		17-Dec-01		1.66	2.87	---			---	---	---	---	---
		01-Apr-02		1.61	2.92	---			7.67	18.26	1,525	1.01	-132.3
		10-Jun-02		2.15	2.38	---			---	---	---	---	---
		26-Sep-02		2.40	2.13	---			7.65	22.78	1,899	0.78	-152.1
		30-Dec-02		---	---	---			---	---	---	---	---
		12-Mar-03		1.77	2.76	---			7.38	18.4	2,053	0.75	-113
		16-Jun-03		1.92	2.61	---			---	---	---	---	---
		17-Sep-03		2.40	2.13	14.21			7.34	23.9	2,315	0.9	-200.6
		16-Dec-03		2.09	2.44	---			---	---	---	---	---
		17-Mar-04		1.70	2.83	---			7.53	19.93	2,278	0.06	-178.8
		21-Jun-04		2.24	2.29	---			---	---	---	---	---
		28-Sep-04		2.46	2.07	14.2			7.89	26.13	2,244	0.2	-139.9
		20-Dec-04		1.98	2.55	---			---	---	---	---	---
		28-Mar-05		1.01	3.52	---			7.34	18.12	2,594	0.1	-158.2
		06-Jun-05		1.72	2.81	---			7.29	20.15	2,663	0.08	-244.2
		16-Aug-05		2.00	2.53	14.18			7.99	22.52	3,214	0.05	-178.2
		28-Nov-05		2.32	2.21	---			---	---	---	---	---
		22-Mar-06		0.62	3.91	---			7.34	18.05	3,014	0.05	-178
		14-Jun-06		1.92	2.61	---			---	---	---	---	---
		20-Sep-06		2.13	2.4	---			7.47	24.76	2,320	0.7	-113.3
		04-Dec-06		1.45	3.08	---			---	---	---	---	---
		13-Mar-07		1.69	2.84	---			7.4	17.1	2,271	0.96	-117.3
		18-Jun-07		2.67	1.86	---			---	---	---	---	---
		25-Sep-07		2.50	2.03	14.26			6.91	23.17	3,652	1.54	-69.3
		17-Mar-08		1.31	3.22	---			7.67	15.7	1,252	0.91	-78.8

Appendix B
Summary of Field Parameters
Former Romic Environmental Technologies Corporation
East Palo Alto, California
Groundwater Monitoring Report

Well	Date Installed	Date Measured	Top of Casing Elevation (ft msl)	Depth to Water (feet)	Groundwater Elevation (ft msl)	Measured Depth of Well (ft bgs)	Screened Interval (ft bgs)	Casing Diameter (inches)	Field Measurements				
									pH	Temp. (°C)	SC (µS/cm)	DO (mg/L)	ORP (mv)
RW-1A (cont)		23-Jun-08		2.17	2.36	---			---	---	---	---	---
		15-Sep-08		2.32	2.21	14.36			6.99	23.19	4,597	1.35	-237.3
		16-Mar-09		1.72	2.81	---			7.29	16.73	3,316	0.69	-155.4
		21-Sep-09		2.34	2.19	---			7.82	23.8	1,483	0.75	-122.8
		24-Mar-10		1.25	3.28	---			7.39	15.72	2,018	0.5	-130.3
		14-Sep-10		2.14	2.39	14.29			7.46	22.27	1,627	0.89	-144.5
		03-Dec-10		1.69	2.84	14.29			---	---	---	---	---
RW-2A	20-Dec-85	11-Sep-00	10.44	9.21	1.23	25.32	5.0-25.0	2	6.84	18.33	40,230	0.06	-163.8
		04-Dec-00		9.26	1.18	---			6.84	17.95	2,080	0.61	-61.7
		19-Mar-01		8.14	2.3	---			9.43	17.76	36,330	3.89	15.7
		13-Jun-01		8.60	1.84	---			6.7	18.15	42,900	MM	-91.1
		04-Sep-01		8.24	2.2	25.54			6.83	18.35	39,620	0.3	-120.8
		17-Dec-01		7.65	2.79	---			7.08	17.95	4,070	0.5	-69.2
		01-Apr-02		7.80	2.64	---			6.77	17.75	36,953	0.79	-127
		10-Jun-02		8.40	2.04	---			6.84	19.11	42,030	0.06	-159.4
		26-Sep-02		8.49	1.95	25.3			6.9	17.98	42,159	0.28	-214.5
		03-Jan-03		7.12	3.32	---			6.59	17.44	42,960	MM	-87.7
		12-Mar-03		8.09	2.35	---			7.02	17.74	43,292	0.06	-199.3
		18-Jun-03		8.09	2.35	---			6.56	20.27	43,895	13.06	-120.1
		17-Sep-03		8.46	1.98	25.29			6.14	19.77	45,290	0.04	-122.6
		17-Dec-03		8.14	2.3	---			5.75	18.33	36,203	0.65	-156.2
		18-Mar-04		7.60	2.84	---			6.05	21.08	34,019	0.43	-163
		24-Jun-04		8.36	2.08	---			6.72	19.51	29,723	0.04	-185.5
		27-Sep-04		8.40	2.04	25.2			6.71	19.54	29,664	0.18	-186.4
		20-Dec-04		7.82	2.62	---			6.12	19.11	28,957	0.05	-148.2
		28-Mar-05		7.16	3.28	---			6.71	18.73	27,101	0.11	-221.1
		06-Jun-05		7.70	2.74	---			6.65	17.96	28,450	0.07	-218
16-Aug-05		8.00	2.44	25.3			8.47	20.82	30,460	0.01	-210.8		
28-Nov-05		8.32	2.12	25.3			6.81	18.92	29,786	0.11	-152		

Appendix B
Summary of Field Parameters
Former Romic Environmental Technologies Corporation
East Palo Alto, California
Groundwater Monitoring Report

Well	Date Installed	Date Measured	Top of Casing Elevation (ft msl)	Depth to Water (feet)	Groundwater Elevation (ft msl)	Measured Depth of Well (ft bgs)	Screened Interval (ft bgs)	Casing Diameter (inches)	Field Measurements				
									pH	Temp. (°C)	SC (µS/cm)	DO (mg/L)	ORP (mv)
RW-2A (cont)		22-Mar-06		7.15	3.29	---			6.91	18.43	31,106	0.18	-209.1
		14-Jun-06		7.60	2.84	---			6.54	19.9	41,477	0.1	-153
		20-Sep-06		8.12	2.32	---			6.86	21.92	32,068	0.05	-179.9
		04-Dec-06		7.80	2.64	---			6.58	18.37	33,418	0.41	-145.2
		13-Mar-07		7.59	2.85	---			6.73	18.02	29,408	1.37	-166.9
		18-Jun-07		7.93	2.51	---			7.3	23.51	29,476	0.46	-131.9
		25-Sep-07		8.66	1.78	25.4			6.51	17.21	25,736	2.83	-111.1
		11-Dec-07		9.03	1.41	25.62			7.1	17.97	29,438	2.89	-63.3
		17-Mar-08		7.05	3.39	---			6.4	14.68	26,641	4.84	-77.2
		23-Jun-08		8.11	2.33	---			6.28	17.3	24,382	4	-74.1
		15-Sep-08		8.43	2.01	25.44			6.53	19.56	34,547	0.32	-214.1
		16-Dec-08		8.00	2.44	---			6.07	14.4	26,509	4.69	-111
		16-Mar-09		7.91	2.53	---			6.85	18.4	37,029	0.87	-159.4
		22-Jun-09		7.88	2.56	---			6.5	18.42	37,663	1.2	-149.8
		21-Sep-09		8.36	2.08	---			6.61	18.9	42,377	3.91	-93.3
		15-Dec-09		7.32	3.12	---			6.52	17.31	48,103	0.33	-106.2
		24-Mar-10		7.28	3.16	---			6.50	17.01	42,994	2.46	-106.4
		21-Jun-10		8.85	1.59	---			6.02	17.85	43,041	2.15	-112.4
	14-Sep-10		5.21	5.23	25.5			7.1	17.8	32,740	0.71	-163.9	
	03-Dec-10		7.95	2.49	25.54			6.96	16.1	33,076	0.61	-200.7	

Appendix B
Summary of Field Parameters
Former Romic Environmental Technologies Corporation
East Palo Alto, California
Groundwater Monitoring Report

Well	Date Installed	Date Measured	Top of Casing Elevation (ft msl)	Depth to Water (feet)	Groundwater Elevation (ft msl)	Measured Depth of Well (ft bgs)	Screened Interval (ft bgs)	Casing Diameter (inches)	Field Measurements				
									pH	Temp. (°C)	SC (µS/cm)	DO (mg/L)	ORP (mv)
RW-3A	19-Dec-85	11-Sep-00	8.32	6.62	1.7	16.12	5.0-15.0	2	7.61	20.03	2,745	0.43	-159.9
		04-Dec-00		6.51	1.81	---			---	---	---	---	---
		19-Mar-01		5.16	3.16	---			8.23	16.89	2,872	0.38	4.3
		15-Jun-01		6.10	2.22	---			---	---	---	---	---
		04-Sep-01		6.29	2.03	16.39			7.51	21.27	3,203	0.34	-170.4
		17-Dec-01		5.26	3.06	---			---	---	---	---	---
		01-Apr-02		4.95	3.37	---			7.48	17.73	2,966	0.07	-172.3
		10-Jun-02		5.77	2.55	---			---	---	---	---	---
		24-Sep-02		6.08	2.24	15.96			7.52	21.18	3,317	0.7	-169.4
		30-Dec-02		3.89	4.43	---			---	---	---	---	---
		02-Mar-03		5.05	3.27	---			7.4	18.34	3,107	0.13	-138.4
		16-Jun-03		5.35	2.97	---			---	---	---	---	---
		16-Sep-03		5.94	2.38	14.05			7.01	21.5	2,708	0.8	-155.8
		16-Dec-03		5.39	2.93	---			---	---	---	---	---
		17-Mar-04		4.82	3.5	---			7.44	18.8	2,638	0.14	-94.6
		21-Jun-04		5.75	2.57	---			6.67	18.82	12,887	0.21	-183.6
		27-Sep-04		6.08	2.24	16			7.47	22.32	2,354	0.45	-115.2
		20-Dec-04		5.26	3.06	---			---	---	---	---	---
		28-Mar-05		3.44	4.88	---			7.6	17.25	1,828	0.21	-102.7
		06-Jun-05		5.09	3.23	---			---	---	---	---	---
		16-Aug-05		5.68	2.64	16.06			8.08	20.84	2,281	0.06	-184.2
		28-Nov-05		5.84	2.48	---			---	---	---	---	---
		22-Mar-06		3.20	5.12	---			7.89	17.38	2,022	0.58	-185.3
		14-Jun-06		5.00	3.32	---			---	---	---	---	---
		20-Sep-06		5.87	2.45	---			7.76	22.3	2,213	0.71	-83.8
04-Dec-06		5.58	2.74	---			---	---	---	---	---		
13-Mar-07		5.03	3.29	---			7.74	17.75	1,821	1.42	-95.9		
18-Jun-07		5.65	2.67	---			---	---	---	---	---		
25-Sep-07		6.23	2.09	16.22			7.74	21.44	2,752	0.6	-72.2		

Appendix B
Summary of Field Parameters
Former Romic Environmental Technologies Corporation
East Palo Alto, California
Groundwater Monitoring Report

Well	Date Installed	Date Measured	Top of Casing Elevation (ft msl)	Depth to Water (feet)	Groundwater Elevation (ft msl)	Measured Depth of Well (ft bgs)	Screened Interval (ft bgs)	Casing Diameter (inches)	Field Measurements				
									pH	Temp. (°C)	SC (µS/cm)	DO (mg/L)	ORP (mv)
RW-3A (cont)		17-Mar-08		4.79	3.53	---			7.84	18.36	2,270	1.4	-63.1
		23-Jun-08		5.76	2.56	---			---	---	---	---	---
		15-Sep-08		6.04	2.28	15.51			7.72	22.01	2,717.00	0.78	-273.6
		16-Mar-09		4.71	3.61	---			7.94	16.77	2,583	1.44	-94.5
		21-Sep-09		6.08	2.24	---			7.29	21	2,468	1.34	-30.1
		22-Mar-10		4.35	3.97	---			7.77	19.52	2,651	0.46	-143
		14-Sep-10		5.49	2.83	15.4			8.59	23.2	1,920	0.19	-255.6
		03-Dec-10		5.07	3.25	15.37			---	---	---	---	---
RW-4A	15-Jul-86	11-Sep-00	11.72	10.37	1.35	20.2	4.0-17.5	4	6.82	18.63	8,670	0.18	-119.5
		04-Dec-00		10.30	1.42	---			6.59	18.38	2,112	2.05	-75.6
		19-Mar-01		9.10	2.62	---			9.3	17.4	9,379	1.15	27.3
		13-Jun-01		9.64	2.08	---			6.7	18.49	1,070	MM	-107.1
		04-Sep-01		9.63	2.09	20.47			6.74	18	1,093	0.23	-75.5
		17-Dec-01		9.00	2.72	---			7.02	18.29	1,155	0.46	-50.2
		01-Apr-02		8.67	3.05	---			6.77	17.07	10,325	0.09	-233.6
		10-Jun-02		9.38	2.34	---			6.75	18.16	12,633	0.3	-154.5
		25-Sep-02		9.55	2.17	20.16			6.59	19.22	12,794	0.05	-123.7
		02-Jan-03		8.00	3.72	---			6.72	17.89	10,345	MM	-60.1
		11-Mar-03		9.06	2.66	---			6.61	17.95	10,747	3.2	-141
		17-Jun-03		8.96	2.76	---			6.55	18.49	12,892	0.58	-118.4
		17-Sep-03		9.47	2.25	20.17			6.55	18.47	14,027	2.5	-209.4
		17-Dec-03		9.30	2.42	---			6.57	18.45	12,899	0.51	-127.5
		17-Mar-04		8.92	2.8	---			6.62	18.1	13,522	0.64	-80.8
		21-Jun-04		9.41	2.31	---			---	---	---	---	---
		27-Sep-04		9.50	2.22	20.2			6.61	19.15	14,662	0.27	-129.7
		20-Dec-04		9.03	2.69	---			6.84	17.85	12,878	0.2	-94.2
		28-Mar-05		8.19	3.53	---			6.64	16.84	14,041	0.18	-112.7
		06-Jun-05		8.81	2.91	---			6.71	18.63	14,037	0.26	-116.8
16-Aug-05		9.20	2.52	---			7.59	18.4	16,462	0.07	-165.5		
28-Nov-05		9.59	2.13	---			6.66	18.66	16,511	0.14	-138.3		

Appendix B
Summary of Field Parameters
Former Romic Environmental Technologies Corporation
East Palo Alto, California
Groundwater Monitoring Report

Well	Date Installed	Date Measured	Top of Casing Elevation (ft msl)	Depth to Water (feet)	Groundwater Elevation (ft msl)	Measured Depth of Well (ft bgs)	Screened Interval (ft bgs)	Casing Diameter (inches)	Field Measurements				
									pH	Temp. (°C)	SC (µS/cm)	DO (mg/L)	ORP (mv)
RW-4A (cont)		22-Mar-06		8.12	3.6	---			7.07	18.44	13,219	0.08	-200.4
		14-Jun-06		8.72	3	---			6.54	17.7	12,600	0.08	-132
		20-Sep-06		9.30	2.42	---			6.85	18.72	16,253	0.08	-126.9
		04-Dec-06		9.07	2.65	---			6.56	19.02	16,218	0.55	-95.5
		13-Mar-07		7.81	3.91	---			7	19.93	15,220	1.1	-145.5
		18-Jun-07		9.01	2.71	---			7.22	22.58	16,935	0.24	-129.3
		25-Sep-07		9.60	2.12	20.31			6.98	20.9	16,788	0.56	-128.6
		11-Dec-07		9.31	2.41	20.42			6.98	15.2	17,173	3.4	-55.9
		17-Mar-08		8.02	3.7	---			6.79	16.61	12,842	0.99	-94.7
		24-Jun-08		9.41	2.31	---			6.59	19.7	16,303	0.65	-91.8
		17-Sep-08		9.28	2.44	20.3			6.58	19.3	18,306	0.37	-189.1
		16-Dec-08		9.06	2.66	---			6.52	14	15,921	0.78	-91
		16-Mar-09		8.72	3	---			6.79	16.86	17,772	1.58	-380.2
		22-Jun-09		8.93	2.79	---			6.77	20.97	18,554	1.06	-154.5
		21-Sep-09		9.27	2.45	---			6.71	20	18,459	0.84	-111.5
		15-Dec-09		8.98	2.74	---			6.64	16.19	18,744	1.1	-109.8
		22-Mar-10		8.53	3.19	---			6.54	21.51	19,509	0.86	-121.4
		21-Jun-10		9.00	2.72	---			6.61	19.97	19,591	0.79	-122.3
	14-Sep-10		9.18	2.54	20.35			6.84	21.3	20,120	0.05	-185.6	
	03-Dec-10		8.91	2.81	20.37			6.85	18.0	19,711	0.81	-93.9	

Appendix B
Summary of Field Parameters
Former Romic Environmental Technologies Corporation
East Palo Alto, California
Groundwater Monitoring Report

Well	Date Installed	Date Measured	Top of Casing Elevation (ft msl)	Depth to Water (feet)	Groundwater Elevation (ft msl)	Measured Depth of Well (ft bgs)	Screened Interval (ft bgs)	Casing Diameter (inches)	Field Measurements				
									pH	Temp. (°C)	SC (µS/cm)	DO (mg/L)	ORP (mv)
RW-5A	14-Jul-86	11-Sep-00	9.59	8.27	1.32	14.03	4.0-14.0	4	6.74	20.2	11,590	0.3	134.2
		04-Dec-00		8.29	1.3	---			6.76	18.63	9,310	0.2	-67
		19-Mar-01		7.30	2.29	---			9.22	16.47	15,820	0.76	31.4
		13-Jun-01		7.76	1.83	---			6.86	17.97	14,600	MM	75
		04-Sep-01		7.31	2.28	14.28			6.82	19.81	17,380	0.23	-108.8
		17-Dec-01		6.70	2.89	---			7.14	18.91	18,820	0.35	-78
		01-Apr-02		6.97	2.62	---			6.95	16.73	13,987	0.19	-101
		10-Jun-02		7.45	2.14	---			6.95	18.41	17,647	0.33	-114.3
		26-Sep-02		6.03	3.56	14.87			6.89	19.63	18,160	1.82	-130.9
		02-Jan-03		6.25	3.34	---			6.82	17.79	19,525	MM	-36.8
		11-Mar-03		7.24	2.35	---			6.77	17.35	17,588	4.5	-111
		16-Jun-03		7.23	2.36	---			6.67	18.84	19,633	0.64	-102.1
		17-Sep-03		7.66	1.93	14.13			6.91	21.74	19,073	0.9	-290.8
		17-Dec-03		7.26	2.33	---			6.81	18.66	18,320	MM	-104.6
		17-Mar-04		6.62	2.97	---			6.93	18.92	19,874	0.06	-74.8
		22-Jun-04		7.55	2.04	---			6.77	18.73	18,270	0.35	-142.2
		27-Sep-04		7.66	1.93	14			6.8	21.08	20,615	0.24	-120.2
		20-Dec-04		7.10	2.49	---			7	18.43	22,497	0.21	-91.1
		28-Mar-05		6.59	3	---			6.73	17.08	21,832	0.17	-174.8
		06-Jun-05		7.02	2.57	---			6.83	18.92	18,954	0.14	-85
		16-Aug-05		7.20	2.39	13.95			7.84	20	23,150	0.06	-187.6
		28-Nov-05		7.18	2.41	13.95			6.9	19.3	20,715	0.17	-112.3
		22-Mar-06		6.38	3.21	---			6.98	17.41	20,800	0.2	-134
		14-Jun-06		7.00	2.59	---			6.68	18.16	19,586	0.12	-98
		20-Sep-06		7.46	2.13	---			6.99	21.42	23,731	0.15	-84.5
		04-Dec-06		6.64	2.95	---			6.73	19.1	22,714	0.32	-83
		13-Mar-07		7.05	2.54	---			7.21	18.06	19,140	1.66	-167.8
		18-Jun-07		7.10	2.49	---			7.09	18.85	23,364	0.53	-177.8
25-Sep-07		7.51	2.08	14.07			6.52	19.35	21,936	0.7	-37.8		
11-Dec-07		7.38	2.21	14.25			7.25	18.11	23,564	0.42	-39.7		
17-Mar-08		6.75	2.84	---			6.87	15.27	24,672	1.69	-71.5		

Appendix B
Summary of Field Parameters
Former Romic Environmental Technologies Corporation
East Palo Alto, California
Groundwater Monitoring Report

Well	Date Installed	Date Measured	Top of Casing Elevation (ft msl)	Depth to Water (feet)	Groundwater Elevation (ft msl)	Measured Depth of Well (ft bgs)	Screened Interval (ft bgs)	Casing Diameter (inches)	Field Measurements				
									pH	Temp. (°C)	SC (µS/cm)	DO (mg/L)	ORP (mv)
RW-5A (cont)		24-Jun-08		7.53	2.06	---			6.78	19.4	23,936	1.42	-91.9
		18-Sep-08		7.50	2.09	14.07			6.64	20.17	26,775	0.35	-180.1
		16-Dec-08		7.18	2.41	---			6.6	14.2	25,051	1.68	-67.1
		16-Mar-09		7.00	2.59	---			7.17	16.38	30,312	2.22	-92.6
		22-Jun-09		7.10	2.49	---			6.58	19.19	30,935	0.86	-95.9
		21-Sep-09		7.40	2.19	---			6.79	21	27,572	1.39	-90.4
		15-Dec-09		6.61	2.98	---			6.73	17.07	27,949	0.51	-76.2
		23-Mar-10		6.74	2.85	---			6.79	17.47	9,395	0.53	-138.2
		21-Jun-10		6.92	2.67	---			6.74	19.13	18,706	1.7	-94
		14-Sep-10		7.24	2.35	14.06			6.71	20.62	22,060	0.7	-81.1
	03-Dec-10		6.91	2.68	14.04			6.90	17.9	26,139	0.30	-89.2	
RW-6A	21-Aug-91	11-Sep-00	8.07	6.75	1.32	18.06	4.6-17.3	2	6.98	21.46	11,780	0.66	-180.2
		04-Dec-00		6.63	1.44	---			6.91	19.3	9,250	0.16	-168
		19-Mar-01		4.90	3.17	---			9.67	16.89	15,360	0.72	23.9
		13-Jun-01		6.16	1.91	---			6.88	20.25	11,080	MM	-139.7
		04-Sep-01		7.52	0.55	18.24			6.96	22.16	9,982	0.29	-163
		17-Dec-01		7.11	0.96	---			7.11	19.34	24,470	0.59	-16.6
		01-Apr-02		5.36	2.71	---			6.83	17.67	20,867	0.26	-119.9
		10-Jun-02		5.90	2.17	---			6.96	19.93	15,560	0.32	-158.9
		24-Sep-02		5.79	2.28	17.93			6.84	21.66	14,288	0.07	-126.7
		02-Jan-03		4.15	3.92	---			6.42	18.26	32,778	MM	-58.4
		12-Mar-03		5.73	2.34	---			7.02	19.31	34,650	0.08	-109.1
		16-Jun-03		5.43	2.64	---			---	---	---	---	---
		16-Sep-03		6.19	1.88	18.02			6.3	21.45	35,215	3.3	-164.3
		16-Dec-03		7.89	0.18	---			---	---	---	---	---
		17-Mar-04		5.00	3.07	---			6.74	19.09	6,740	0.07	-116.1
		21-Jun-04		6.05	2.02	---			---	---	---	---	---
		27-Sep-04		6.15	1.92	18			6.66	21.87	29,819	0.22	-101.7
		20-Dec-04		5.60	2.47	---			---	---	---	---	---
28-Mar-05	4.64	3.43	---	6.9	18.1	12,358	0.07	-75.8					

Appendix B
Summary of Field Parameters
Former Romic Environmental Technologies Corporation
East Palo Alto, California
Groundwater Monitoring Report

Well	Date Installed	Date Measured	Top of Casing Elevation (ft msl)	Depth to Water (feet)	Groundwater Elevation (ft msl)	Measured Depth of Well (ft bgs)	Screened Interval (ft bgs)	Casing Diameter (inches)	Field Measurements				
									pH	Temp. (°C)	SC (µS/cm)	DO (mg/L)	ORP (mv)
RW-6A (cont)		06-Jun-05		5.54	2.53	---			---	---	---	---	---
		16-Aug-05		5.74	2.33	18.01			8.28	21.86	36,308	0.06	-154.5
		28-Nov-05		5.65	2.42	---			---	---	---	---	---
		22-Mar-06		4.76	3.31	---			6.72	18.27	24,710	0.08	-156
		14-Jun-06		5.45	2.62	---			---	---	---	---	---
		20-Sep-06		6.00	2.07	---			6.7	22.05	27,778	1	-107.2
		04-Dec-06		5.68	2.39	---			---	---	---	---	---
		13-Mar-07		5.43	2.64	---			6.92	19.04	23,008	1.27	-130.6
		18-Jun-07		5.49	2.58	---			---	---	---	---	---
		25-Sep-07		5.86	2.21	18.2			6.86	22.74	21,400	0.31	-119
		17-Mar-08		5.00	3.07	---			6.89	15.78	26,412	0.58	-77.9
		23-Jun-08		5.90	2.17	---			---	---	---	---	---
		18-Sep-08		6.08	1.99	18.15			6.57	20.09	37,582	5.61	-223.1
		16-Mar-09		9.59	5.06	4.53	---		6.81	16.88	23,709	1.68	-108.2
		21-Sep-09		5.86	3.73	---	---		6.75	22	33,829	0.76	-118.5
	23-Mar-10		3.59	4.48	---	---		7.14	15.88	5,541	3.84	-164	
	14-Sep-10		5.76	3.83	18.15	---		6.79	20.74	12,458	2.13	-135.8	
	03-Dec-10		3.99	5.60	---	18.13		---	---	---	---	---	
RW-7A	14-Jul-86	11-Sep-00	10.64	9.23	1.41	14.02	4.0-13.0	4	6.75	18.81	39,540	1.07	---
		04-Dec-00	10.64	9.15	1.49	---	---	---	6.77	17.38	35,540	1.17	63.2
		19-Mar-01	10.64	7.95	2.69	---	---	---	9.57	14.38	34,220	1.07	40.5
		13-Jun-01	10.64	8.68	1.96	---	---	---	6.77	17.05	38,240	MM	122.1
		04-Sep-01	10.64	8.57	2.07	14.28	---	---	6.83	19.78	43,940	0.5	60
		17-Dec-01	10.64	7.72	2.92	---	---	---	7.13	16.86	45,080	1.3	297
		01-Apr-02	10.64	7.70	2.94	---	---	---	6.78	15.43	33,170	0.43	125.5
		10-Jun-02	10.64	8.44	2.2	---	---	---	6.89	19.7	40,169	0.14	-6.2
		24-Sep-02	10.64	8.51	2.13	13.95	---	---	6.8	19.19	45,178	-0.4	7.7
		02-Jan-03	10.64	6.96	3.68	---	---	---	6.65	16.38	36,711	MM	116.8
		11-Mar-03	10.64	8.13	2.51	---	---	---	6.77	15.96	40,489	0.16	-101

Appendix B
Summary of Field Parameters
Former Romic Environmental Technologies Corporation
East Palo Alto, California
Groundwater Monitoring Report

Well	Date Installed	Date Measured	Top of Casing Elevation (ft msl)	Depth to Water (feet)	Groundwater Elevation (ft msl)	Measured Depth of Well (ft bgs)	Screened Interval (ft bgs)	Casing Diameter (inches)	Field Measurements				
									pH	Temp. (°C)	SC (µS/cm)	DO (mg/L)	ORP (mv)
RW-7A (cont)		16-Jun-03		7.84	2.8	---			---	---	---	---	---
		16-Sep-03		8.51	2.13	13.93			6.63	18.43	38,936	5	-158.5
		16-Dec-03		8.26	2.38	---			---	---	---	---	---
		16-Mar-04		7.92	2.72	---			---	---	---	---	---
		21-Jun-04		8.41	2.23	---			---	---	---	---	---
		27-Sep-04		8.54	2.1	14			6.64	19.27	42,471	0.35	11.2
		20-Dec-04		8.89	1.75	---			---	---	---	---	---
		28-Mar-05		7.30	3.34	---			---	---	---	---	---
		06-Jun-05		7.86	2.78	---			---	---	---	---	---
		16-Aug-05		8.21	2.43	13.96			9.53	19.3	39,264	0.2	-54.2
		28-Nov-05		8.62	2.02	---			---	---	---	---	---
		22-Mar-06		6.85	3.79	---			6.68	14.42	26,530	1.05	-98
		14-Jun-06		7.44	3.2	---			---	---	---	---	---
		20-Sep-06		8.10	2.54	---			6.8	18.97	40,707	0.37	18.6
		04-Dec-06		7.90	2.74	---			---	---	---	---	---
		13-Mar-07		8.11	2.53	---			---	---	---	---	---
		18-Jun-07		7.59	3.05	---			---	---	---	---	---
		25-Sep-07		6.66	3.98	14.14			6.72	21.06	43,016	6.01	-27.9
		23-Jun-08		8.26	2.38	---			---	---	---	---	---
		15-Sep-08		8.50	2.14	14.2			6.69	20.25	50,526	1.29	-142.3
	21-Sep-09		7.82	2.82	---			6.89	20.5	48,301	0.74	-32.8	
	14-Sep-10		8.18	2.46	14.06			6.7	17.4	43,015	2.3	52.4	
	03-Dec-10		7.85	2.79	14.05			---	---	---	---	---	

Appendix B
Summary of Field Parameters
Former Romic Environmental Technologies Corporation
East Palo Alto, California
Groundwater Monitoring Report

Well	Date Installed	Date Measured	Top of Casing Elevation (ft msl)	Depth to Water (feet)	Groundwater Elevation (ft msl)	Measured Depth of Well (ft bgs)	Screened Interval (ft bgs)	Casing Diameter (inches)	Field Measurements				
									pH	Temp. (°C)	SC (µS/cm)	DO (mg/L)	ORP (mv)
RW-8A	10-Jul-86	11-Sep-00	5.18	3.81	1.37	11.78	4.0-11.0	4	7.42	25.17	3,450	2.35	-152.8
		04-Dec-00		3.65	1.53	---			7.25	20.57	5,503	0.79	5.2
		19-Mar-01		2.35	2.83	---			9.33	17.86	2,870	0.35	19.4
		15-Jun-01		3.38	1.8	---			---	---	---	---	---
		04-Sep-01		3.16	2.02	11.9			7.16	25.33	2,890	0.23	-210
		17-Dec-01		2.31	2.87	---			---	---	---	---	---
		01-Apr-02		2.19	2.99	---			7.35	18.27	2,005	0.1	-223.8
		10-Jun-02		2.81	2.37	---			---	---	---	---	---
		25-Sep-02		3.00	2.18	11.78			7.29	24.98	3,302	0.03	-129
		30-Dec-02		1.17	4.01	---			---	---	---	---	---
		11-Mar-03		2.34	2.84	---			7.2	18.72	2,210	0.32	-180
		16-Jun-03		2.54	2.64	---			---	---	---	---	---
		17-Sep-03		3.05	2.13	11.95			7.35	26.29	4,735	0.03	-106.5
		16-Dec-03		2.73	2.45	---			---	---	---	---	---
		17-Mar-04		1.48	3.7	---			7.2	20.06	3,301	0.05	-143.4
		23-Jun-04		2.90	2.28	---			7.24	23.36	4,101	0.12	-195.4
		27-Sep-04		3.62	1.56	11.83			7.23	25.56	5,063	0.36	-173.5
		20-Dec-04		2.55	2.63	---			---	---	---	---	---
		28-Mar-05		2.30	2.88	---			6.93	17.98	470	0.07	-235.7
		06-Jun-05		2.48	2.7	---			6.33	21.31	39,257	0.15	-175.9
		16-Aug-05		2.58	2.6	11.83			9.74	25.54	6,717	0.04	-260.6
		28-Nov-05		3.00	2.18	11.83			7.25	21.84	3,899	0.16	-90.7
		22-Mar-06		1.00	4.18	---			6.96	18.11	6,310	0.08	-200
		14-Jun-06		2.25	2.93	---			6.68	20.9	3,212	0.06	-119
		20-Sep-06		2.82	2.36	---			6.93	26.4	1,449	0.52	-211.2
		04-Dec-06		2.70	2.48	---			6.81	20.46	887	0.48	-76
		13-Mar-07		2.50	2.68	---			7.5	19.47	1,422	0.98	-277.3
		18-Jun-07		2.71	2.47	---			6.8	22.49	3,822	0.72	-93.5
		25-Sep-07		3.11	2.07	11.69			6.58	24.65	6,995	3.57	-91.1
		11-Dec-07		2.90	2.28	11.77			7.25	21.21	5,694	4.35	-67.4

Appendix B
Summary of Field Parameters
Former Romic Environmental Technologies Corporation
East Palo Alto, California
Groundwater Monitoring Report

Well	Date Installed	Date Measured	Top of Casing Elevation (ft msl)	Depth to Water (feet)	Groundwater Elevation (ft msl)	Measured Depth of Well (ft bgs)	Screened Interval (ft bgs)	Casing Diameter (inches)	Field Measurements				
									pH	Temp. (°C)	SC (µS/cm)	DO (mg/L)	ORP (mv)
RW-8A (cont)		17-Mar-08		2.15	3.03	---			7.12	18.88	1,484	3.73	-171.9
		25-Jun-08		2.81	2.37	---			6.89	21.8	6,879	3.27	-190.2
		17-Sep-08		3.00	2.18	11.82			6.54	24.18	8,811	0.74	-250.6
		17-Dec-08		2.68	2.5	---			6.43	16.4	4,188	3.48	-72
		16-Mar-09		2.19	2.99	---			7.01	18.9	7,298	1.17	-147.8
		22-Jun-09		2.61	2.57	---			6.82	22.8	8,192	0.79	-175.1
		21-Sep-09		3.00	2.18	---			7.15	23	6,397	2.60	-143.7
		16-Dec-09		2.35	2.83	---			6.92	17.27	6,543	1.83	-189.3
		22-Mar-10		2.00	3.18	---			7.02	16.93	4,808	0.70	-208.4
		21-Jun-10		2.52	2.66	---			7.29	19.91	7,512	1.15	-196.2
		14-Sep-10		2.84	2.34	11.92			7.03	19.96	6,826	1.93	-176.5
	03-Dec-10		2.32	2.86	11.92			5.98	17.02	7,861	0.55	-203.3	
RW-9A	10-Jul-86	11-Sep-00	7.84	6.26	1.58	14.44	5.0-13.5	4	7.27	24.43	1,300	9.7 a	28.3
		04-Dec-00		6.16	1.68	---			---	---	---	---	---
		19-Mar-01		4.85	2.99	---			9.2	17.89	1,340	0.35	32.9
		15-Jun-01		5.78	2.06	---			---	---	---	---	---
		04-Sep-01		5.90	1.94	14.45			7.1	23.96	1,599	0.66	-18.9
		17-Dec-01		5.00	2.84	---			---	---	---	---	---
		01-Apr-02		4.72	3.12	---			7.08	18.74	1,647	0.19	-6.7
		10-Jun-02		5.45	2.39	---			---	---	---	---	---
		26-Sep-02		5.45	2.39	14.37			7.27	24.57	2,065	0.63	-44.9
		30-Dec-02		3.63	4.21	---			---	---	---	---	---
		12-Mar-03		4.84	3	---			6.88	18.46	719	0.27	-148
		16-Jun-03		5.21	2.63	---			---	---	---	---	---
		17-Sep-03		5.74	2.1	14.45			7.16	25.65	2,147	0.8	-199.5
		16-Dec-03		5.35	2.49	---			---	---	---	---	---
		17-Mar-04		4.84	3	---			6.82	20.56	2,211	0.29	54.2
		21-Jun-04		5.63	2.21	---			---	---	---	---	---
		28-Sep-04		5.88	1.96	14.44			7.07	24.52	2,156	0.32	112.5
	20-Dec-04		5.19	2.65	---			---	---	---	---	---	

Appendix B
Summary of Field Parameters
Former Romic Environmental Technologies Corporation
East Palo Alto, California
Groundwater Monitoring Report

Well	Date Installed	Date Measured	Top of Casing Elevation (ft msl)	Depth to Water (feet)	Groundwater Elevation (ft msl)	Measured Depth of Well (ft bgs)	Screened Interval (ft bgs)	Casing Diameter (inches)	Field Measurements				
									pH	Temp. (°C)	SC (µS/cm)	DO (mg/L)	ORP (mv)
RW-9A (cont)		28-Mar-05		3.60	4.24	---			6.86	19.47	2,074	0.1	-31.2
		06-Jun-05		4.85	2.99	---			---	---	---	---	---
		16-Aug-05		5.38	2.46	14.48			7.31	25.01	2,240	0.08	-121.8
		28-Nov-05		5.59	2.25	---			---	---	---	---	---
		22-Mar-06		7.00	0.84	---			7	18.7	2,404	0.12	-118.1
		14-Jun-06		4.81	3.03	---			---	---	---	---	---
		20-Sep-06		5.55	2.29	---			7.29	25	2,088	1.31	19.4
		04-Dec-06		5.41	2.43	---			---	---	---	---	---
		13-Mar-07		4.84	3	---			6.97	19.51	1,981	1.62	-59.8
		18-Jun-07		5.40	2.44	---			---	---	---	---	---
		25-Sep-07		5.83	2.01	14.55			7.04	24.14	2,148	3.47	-46.4
		17-Mar-08		4.69	3.15	---			7.13	17.53	2,168	0.97	68.4
		23-Jun-08		5.49	2.35	---			---	---	---	---	---
		17-Sep-08		5.83	2.01	14.5			7	24.35	2,409	1.3	-167
		15-Dec-08		5.20	2.64	---			---	---	---	---	---
		16-Mar-09		9.59	4.86	4.73	---		7.11	18.01	2,456	1.22	-77.1
		21-Sep-09			---	---	---		---	---	---	---	---
		23-Mar-10			4.44	5.15	---		6.92	18.99	2,991	0.51	-47.7
	14-Sep-10			5.48	4.11	14.55		6.93	23.24	2,565	2.14	-33.5	
	03-Dec-10			5.02	4.57	14.52		---	---	---	---	---	

Appendix B
Summary of Field Parameters
Former Romic Environmental Technologies Corporation
East Palo Alto, California
Groundwater Monitoring Report

Well	Date Installed	Date Measured	Top of Casing Elevation (ft msl)	Depth to Water (feet)	Groundwater Elevation (ft msl)	Measured Depth of Well (ft bgs)	Screened Interval (ft bgs)	Casing Diameter (inches)	Field Measurements				
									pH	Temp. (°C)	SC (µS/cm)	DO (mg/L)	ORP (mv)
RW-10A	11-Jul-86	11-Sep-00	4.2	2.96	1.24	9.78	4.0-9.5	4	7.55	23.5	3,390	2.03	-176.4
		04-Dec-00		3.07	1.13	---			---	---	---	---	---
		19-Mar-01		1.10	3.1	---			9.38	16.42	4,177	0.78	12.6
		15-Jun-01		2.22	1.98	---			---	---	---	---	---
		04-Sep-01		2.23	1.97	9.75			7.21	22.27	3,487	1.52 d	-160.7
		17-Dec-01		1.47	2.73	---			---	---	---	---	---
		01-Apr-02		1.12	3.08	---			7.42	16.55	3,476	0.33	-285.4
		10-Jun-02		1.83	2.37	---			---	---	---	---	---
		26-Sep-02		2.07	2.13	9.78			7.41	22.74	4,128	0.59	-220
		30-Dec-02		---	---	---			---	---	---	---	---
		12-Mar-03		1.02	3.18	---			7.09	16.12	4,533	0.39	-234
		16-Jun-03		1.55	2.65	---			---	---	---	---	---
		17-Sep-03		1.84	2.36	9.85			7.27	23.44	4,029	0.8	-222.9
		16-Dec-03		1.73	2.47	---			---	---	---	---	---
		17-Mar-04		1.19	3.01	---			7.24	17.81	3,855	0.05	-245.9
		23-Jun-04		1.93	2.27	---			7.41	22.07	3,512	0.08	-247.2
		27-Sep-04		2.04	2.16	9.8			7.74	21.89	3,560	0.22	-61.7
		20-Dec-04		1.40	2.8	---			---	---	---	---	---
		28-Mar-05		---	---	---			7.28	17.3	3,542	0.02	-264
		06-Jun-05		0.73	3.47	---			7.3	19.98	3,185	0.07	-313.4
		16-Aug-05		1.40	2.8	9.78			7.13	22.74	3,454	0.1	-215
		28-Nov-05		1.82	2.38	9.78			7.43	18.61	3,553	0.17	25.3
		22-Mar-06		0.05	4.15	---			7.46	15.64	3,999	0.07	-290.7
		14-Jun-06		0.90	3.3	---			6.24	21.79	1,351	0.12	-72
		20-Sep-06		1.86	2.34	---			7.57	24.43	3,620	0.3	-220.5
		04-Dec-06		1.50	2.7	---			7.46	16.77	3,521	0.4	-269.1
		13-Mar-07		1.36	2.84	---			7.27	14.49	2,989	2.27	-232.7
18-Jun-07		0.30	3.9	---			7.72	21.12	3,704	0.25	-305		
25-Sep-07		1.94	2.26	9.85			7.13	21.08	3,426	2.65	-80.1		
11-Dec-07		2.22	1.98	10			7.83	16.28	3,438	2.75	-62.5		

Appendix B
Summary of Field Parameters
Former Romic Environmental Technologies Corporation
East Palo Alto, California
Groundwater Monitoring Report

Well	Date Installed	Date Measured	Top of Casing Elevation (ft msl)	Depth to Water (feet)	Groundwater Elevation (ft msl)	Measured Depth of Well (ft bgs)	Screened Interval (ft bgs)	Casing Diameter (inches)	Field Measurements				
									pH	Temp. (°C)	SC (µS/cm)	DO (mg/L)	ORP (mv)
RW-10A (cont)		17-Mar-08		1.09	3.11	---			7.57	14.77	2,522	3.99	-82.4
		25-Jun-08		1.83	2.37	---			7.62	21	4,979	3.37	-117.4
		17-Sep-08		2.24	1.96	9.86			7.35	22.55	3,385	0.56	-263.1
		16-Dec-08		1.66	2.54	---			7.18	13.3	3,902	3.19	-109
		16-Mar-09		1.31	2.89	---			7.3	14.13	3,613	1.12	-130.1
		22-Jun-09		1.44	2.76	---			7.29	22.2	3,927	0.61	-208.8
		21-Sep-09		1.83	2.37	---			7.69	25.1	3,912	3.8	-116.3
		15-Dec-09		1.31	2.89	---			7.28	16.86	4,086	0.19	-187.6
		24-Mar-10		1.00	3.20	---			7.63	18.11	3,002	0.28	-149.8
		21-Jun-10		1.31	2.89	---			7.44	22.35	2,677	0.69	-118.7
		14-Sep-10		1.60	2.60	9.91			7.4	22.7	2,199	0.2	-220.1
03-Dec-10		a	4.31	---	9.90		6.35	18.31	2,104	2.29	-110.0		
RW-11A		14-Sep-10	10.47	7.58	2.89	10.62			6.99	20.6	6,600	0.31	-182
		03-Dec-10		7.93	FP	---			---	---	---	---	---
RW-12A	11-Jul-86	11-Sep-00	3.99	2.76	1.23	9.76	4.0-9.5	4	8.4	24.83	3,600	1.19	-196
		04-Dec-00		2.65	1.34	---			8.29	18.59	6,410	1.36	-31.5
		08-Feb-01		---	---	---			---	---	---	---	---
		19-Mar-01		1.82	2.17	---			9.42	16.16	2,867	0.25	26.4
		15-Jun-01		1.62	2.37	---			---	---	---	---	---
		04-Sep-01		1.89	2.1	10.05			7.87	25.98	3,741	0.15	-174.5
		17-Dec-01		1.55	2.44	---			---	---	---	---	---
		01-Apr-02		1.21	2.78	---			8.04	16.65	3,125	0.17	-150
		10-Jun-02		1.60	2.39	---			---	---	---	---	---
		25-Sep-02		1.73	2.26	9.73			7.82	25.08	3,461	0.83	-223.6
		30-Dec-02		---	---	---			---	---	---	---	---
		11-Mar-03		---	---	---			7.68	17.52	3,184	0.23	-187
		16-Jun-03		1.48	2.51	---			---	---	---	---	---
17-Sep-03		1.53	2.46	9.75			7.67	25.61	3,565	0.02	-76.5		
16-Dec-03		1.62	2.37	---			---	---	---	---	---		
17-Mar-04		1.10	2.89	---			7.66	19.54	3,461	0.14	-155.1		

Appendix B
Summary of Field Parameters
Former Romic Environmental Technologies Corporation
East Palo Alto, California
Groundwater Monitoring Report

Well	Date Installed	Date Measured	Top of Casing Elevation (ft msl)	Depth to Water (feet)	Groundwater Elevation (ft msl)	Measured Depth of Well (ft bgs)	Screened Interval (ft bgs)	Casing Diameter (inches)	Field Measurements				
									pH	Temp. (°C)	SC (µS/cm)	DO (mg/L)	ORP (mv)
RW-12A (cont)		22-Jun-04		1.82	2.17	---			7.73	23.42	3,198	0.18	-163.2
		28-Sep-04		1.94	2.05	9.7			7.82	25.39	3,601	0.46	-100.9
		20-Dec-04		1.21	2.78	---			---	---	---	---	---
		28-Mar-05		0.80	3.19	---			7.68	16.92	3,473	0.3	-117.5
		06-Jun-05		0.61	3.38	---			7.6	22.25	3,442	0.12	-146.9
		16-Aug-05		1.39	2.6	9.8			7.89	26.31	4,058	0.03	-179.2
		28-Nov-05		0.30	3.69	9.8			7.6	19.98	4,220	0.24	-115.3
		22-Mar-06		0.40	3.59	---			7.9	16.57	3,510	1.49	-211
		14-Jun-06		0.00	3.99	---			7.54	25.77	4,144	0.15	-175
		21-Sep-06		3.97	0.02	---			7.75	24.8	4,639	0.67	-114.9
		04-Dec-06		1.25	2.74	---			7.4	18.07	4,602	0.24	-44.7
		13-Mar-07		1.06	2.93	---			7.58	18.18	3,998	0.77	-97.8
		18-Jun-07		1.60	2.39	---			7.99	24.19	5,436	0.19	-184.9
		24-Sep-07		1.63	2.36	9.91			7.57	25.65	4,686	0.52	-104.3
		10-Dec-07		1.48	2.51	9.9			7.24	18.08	4,386	0.57	-59.5
		17-Mar-08		1.13	2.86	---			7.69	15.22	4,488	0.71	-124.5
		24-Jun-08		1.69	2.3	---			7.81	23.2	4,639	0.72	-111.6
		17-Sep-08		1.94	2.05	9.77			7.74	24.74	4,355	1.33	-218.3
		15-Dec-08		1.13	2.86	---			7.02	15.5	3,383	0.84	-99
		17-Mar-09		1.06	2.93	---			7.97	14.96	2,902	1.09	-164.2
	22-Jun-09		1.52	2.47	---			7.62	23.01	3,062	0.99	-213	
	21-Sep-09		1.80	2.19	---			9.54	23.4	3,470	0.96	-150.5	
	15-Dec-09		---	---	---			---	---	---	---	---	
	22-Mar-10		1.08	2.91	---			9.92	18.65	734	0.5	-166.3	
	21-Jun-10		1.35	2.64	---			7.08	19.81	1,703	1.88	-193.7	
	14-Sep-10		1.56	2.43	9.81			8.04	24	1,360	0.25	-233.11	
	03-Dec-10		a	4.10	---	9.80			7.48	16.02	1,884	1.28	-227.3

Appendix B
Summary of Field Parameters
Former Romic Environmental Technologies Corporation
East Palo Alto, California
Groundwater Monitoring Report

Well	Date Installed	Date Measured	Top of Casing Elevation (ft msl)	Depth to Water (feet)	Groundwater Elevation (ft msl)	Measured Depth of Well (ft bgs)	Screened Interval (ft bgs)	Casing Diameter (inches)	Field Measurements				
									pH	Temp. (°C)	SC (µS/cm)	DO (mg/L)	ORP (mv)
RW-13A	15-Jul-86	11-Sep-00	5.58	4.06	1.52	9.06	4.5-9.5	4	7.36	24.44	2,060	4.1	-146.1
		04-Dec-00		3.98	1.6	---			7.13	19.47	2,224	2.14	84.2
		08-Feb-01		---	---	---			---	---	---	---	---
		19-Mar-01		2.65	2.93	---			9.26	17.51	1,025	0.26	27.2
		15-Jun-01		3.49	2.09	---			---	---	---	---	---
		04-Sep-01		3.60	1.98	9.06			7	24.36	1,695	0.38	-152.9
		17-Dec-01		2.73	2.85	---			---	---	---	---	---
		01-Apr-02		2.46	3.12	---			7.02	18.39	1,970	0.11	-151.1
		10-Jun-02		3.19	2.39	---			---	---	---	---	---
		25-Sep-02		3.49	2.09	9.07			7.08	25.67	1,612	0.03	-137.6
		30-Dec-02		1.54	4.04	---			---	---	---	---	---
		11-Mar-03		2.61	2.97	---			6.65	18.46	356	2.3	-132
		16-Jun-03		2.90	2.68	---			---	---	---	---	---
		17-Sep-03		3.42	2.16	9.05			6.8	26.47	870	0.07	(h)
		16-Dec-03		3.08	2.5	---			---	---	---	---	---
		17-Mar-04		2.55	3.03	---			6.82	18.74	193 (a)	0.12	-89.6
		21-Jun-04		3.30	2.28	---			---	---	---	---	---
		27-Sep-04		3.36	2.22	---			6.76	25.72	385	2.2	-10.2
		20-Dec-04		3.89	1.69	---			---	---	---	---	---
		28-Mar-05		1.44	4.14	---			7.31	14.14	120	4.07	35.2
		06-Jun-05		2.59	2.99	---			---	---	---	---	---
		16-Aug-05		3.08	2.5	9.02			7.91	24.09	471	0.1	-192.3
		28-Nov-05		3.30	2.28	---			---	---	---	---	---
22-Mar-06		1.01	4.57	---			7.3	17.04	750	2.18	-22.1		
14-Jun-06		2.94	2.64	---			---	---	---	---	---		
20-Sep-06		3.25	2.33	---			7.16	23.42	1,283	1.22	-87.1		
04-Dec-06		3.10	2.48	---			---	---	---	---	---		
13-Mar-07		2.75	2.83	---			7.38	17.35	116	3.76	-102.2		
18-Jun-07		4.17	1.41	---			---	---	---	---	---		

Appendix B
Summary of Field Parameters
Former Romic Environmental Technologies Corporation
East Palo Alto, California
Groundwater Monitoring Report

Well	Date Installed	Date Measured	Top of Casing Elevation (ft msl)	Depth to Water (feet)	Groundwater Elevation (ft msl)	Measured Depth of Well (ft bgs)	Screened Interval (ft bgs)	Casing Diameter (inches)	Field Measurements				
									pH	Temp. (°C)	SC (µS/cm)	DO (mg/L)	ORP (mv)
RW-13A (cont)		24-Sep-07		3.56	2.02	9.28			6.87	23.4	749	0.25	-127.2
		17-Mar-08		2.52	3.06	---			7.37	15.41	494	0.72	-11.6
		23-Jun-08		3.20	2.38	---			---	---	---	---	---
		16-Sep-08		3.42	2.16	9.25			6.87	22.07	2,182	0.79	-184.1
		15-Dec-08		2.93	2.65	---			---	---	---	---	---
		17-Mar-09		2.42	3.16	---			6.71	15	125	0.96	83.9
		21-Sep-09		3.51	2.07	---			7.24	24.8	1836	0.69	-127.5
		23-Mar-10		2.21	3.37	---			7.22	16.29	325	0.98	-31
		14-Sep-10		3.19	2.39	9.17			6.9	19.67	421	2.53	-59.6
	03-Dec-10		2.74	2.84	2.84	9.19			---	---	---	---	---
RW-14A	06-Jun-90	11-Sep-00	9.21	7.64	1.57	18.65	4.5-13.5	4	7.42	20.85	1,160	0.38	198.2
		04-Dec-00		7.49	1.72	---			7.34	18.48	2,649	1.16	314.6
		19-Mar-01		6.38	2.83	---			8.08	16.55	1,123	1.99	18
		15-Jun-01		---	---	---			---	---	---	---	---
		04-Sep-01		7.19	2.02	18.64			6.47	20.4	1,625	0.28	-105.5
		17-Dec-01		6.30	2.91	---			---	---	---	---	---
		01-Apr-02		6.28	2.93	---			7.49	16.52	1,164	1.54	-242.3
		10-Jun-02		6.89	2.32	---			---	---	---	---	---
		24-Sep-02		7.06	2.15	18.58			7.26	20.97	1,870	0.06	-195.2
		30-Dec-02		5.18	4.03	---			---	---	---	---	---
		11-Mar-03		6.46	2.75	---			7.36	17.18	1,232	1	-77.5
		16-Jun-03		6.64	2.57	---			---	---	---	---	---
		16-Sep-03		7.06	2.15	18.53			7.14	21.42	1,996	0.08	117.8
		15-Dec-03		6.77	2.44	---			---	---	---	---	---
		16-Mar-04		6.29	2.92	---			---	---	---	---	---
		21-Jun-04		7.00	2.21	---			---	---	---	---	---
		28-Sep-04		7.20	2.01	18.63			7.63	23.43	1,058	0.32	-20.4
20-Dec-04		6.61	2.6	---			---	---	---	---	---		
28-Mar-05		5.52	3.69	3.69	---			---	---	---	---	---	

Appendix B
Summary of Field Parameters
Former Romic Environmental Technologies Corporation
East Palo Alto, California
Groundwater Monitoring Report

Well	Date Installed	Date Measured	Top of Casing Elevation (ft msl)	Depth to Water (feet)	Groundwater Elevation (ft msl)	Measured Depth of Well (ft bgs)	Screened Interval (ft bgs)	Casing Diameter (inches)	Field Measurements				
									pH	Temp. (°C)	SC (µS/cm)	DO (mg/L)	ORP (mv)
RW-14A (cont)		06-Jun-05		6.43	2.78	---			---	---	---	---	---
		16-Aug-05		6.73	2.48	18.81			8.98	19.96	1,952	0.18	-129.5
		28-Nov-05		7.05	2.16	---			---	---	---	---	---
		22-Mar-06		5.05	4.16	---			6.95	16.48	1,929	0.29	-50.1
		14-Jun-06		6.33	2.88	---			---	---	---	---	---
		20-Sep-06		6.84	2.37	---			7.25	21.63	2,797	0.2	-179
		04-Dec-06		6.71	2.5	---			---	---	---	---	---
		13-Mar-07		6.48	2.73	---			---	---	---	---	---
		18-Jun-07		6.78	2.43	---			---	---	---	---	---
		24-Sep-07		7.21	2	18.75			6.97	20.76	3,414	0.33	-36.5
		23-Jun-08		6.88	2.33	---			---	---	---	---	---
		15-Sep-08		7.03	2.18	18.79			6.71	20.02	3,939	1.28	-251.4
		21-Sep-09		7.06	2.15	---			7.33	21	4,497	0.91	-103.1
		14-Sep-10		6.81	2.40	18.71			7	20.91	4,320	1.32	5
	03-Dec-10		6.68	2.53	18.71			---	---	---	---	---	
RW-15A	05-Jun-90	11-Sep-00	10.72	9.08	1.64	20.91	5.5-15.5	4	7.5	19.9	1,980	0.42	152.1
		04-Dec-00		8.97	1.75	---			7.53	19.49	4,427	2.39	193.3
		19-Mar-01		7.72	3	---			9.23	17.44	1,822	0.26	41.4
		13-Jun-01		8.51	2.21	---			7.39	19.33	1,948	3.29	210.4
		04-Sep-01		8.75	1.97	20.9			6.79	20.78	1,981	0.31	-106.2
		17-Dec-01		7.84	2.88	---			7.5	19.7	1,994	1.01	232.7
		01-Apr-02		7.90	2.82	---			7.28	17.69	2,375	0.17	230
		10-Jun-02		8.33	2.39	---			7.47	18.6	2,127	0.31	21.5
		26-Sep-02		8.56	2.16	20.9			7.29	21.9	2,157	2.01	26.9
		30-Dec-02		6.52	4.2	---			---	---	---	---	---
		12-Mar-03		7.59	3.13	---			7.48	18.76	2,200	0.74	-33.1
		17-Jun-03		8.03	2.69	---			7.15	19.47	2,311	0.47	-49.8
		18-Sep-03		8.61	2.11	20.92			5.23	23.33	4,195	0.01	-241.6
		18-Dec-03		8.22	2.5	---			6.58	20.07	3,283	0.34	-149.8
		18-Mar-04		8.12	2.6	---			6.67	20.42	3,444	0.05	-142.7

Appendix B
Summary of Field Parameters
Former Romic Environmental Technologies Corporation
East Palo Alto, California
Groundwater Monitoring Report

Well	Date Installed	Date Measured	Top of Casing Elevation (ft msl)	Depth to Water (feet)	Groundwater Elevation (ft msl)	Measured Depth of Well (ft bgs)	Screened Interval (ft bgs)	Casing Diameter (inches)	Field Measurements				
									pH	Temp. (°C)	SC (µS/cm)	DO (mg/L)	ORP (mv)
RW-15A (cont)		22-Jun-04		8.50	2.22	---			6.76	21	3,942	0.29	-175.3
		27-Sep-04		8.67	2.05	20.85			6.75	20.99	4,166	0.26	-171.9
		20-Dec-04		8.00	2.72	---			6.68	19.62	2,734	0.19	-131.8
		28-Mar-05		6.71	4.01	---			6.86	18.28	2,828	0.06	-73.5
		06-Jun-05		7.20	3.52	---			6.67	18.85	3,373	0.25	-130.4
		16-Aug-05		8.20	2.52	20.82			9.89	19.83	3,661	0.13	-177.4
		28-Nov-05		8.50	2.22	20.82			6.78	19.9	3,487	0.34	-126.6
		22-Mar-06		5.96	4.76	---			6.76	17.58	3,416	0.09	-181
		14-Jun-06		7.70	3.02	---			6.49	18.68	3,183	0.17	-121
		20-Sep-06		8.30	2.42	---			6.86	21.94	3,733	1.09	-83.2
		04-Dec-06		8.06	2.66	---			6.55	19.16	3,474	0.37	-92.7
		13-Mar-07		7.80	2.92	---			6.95	17.76	3,071	2.02	-109.9
		18-Jun-07		8.32	2.4	---			7.21	21.06	3,404	2.62	-70.5
		24-Sep-07		8.74	1.98	21			6.79	21.36	3,847	0.33	-108.9
		11-Dec-07		8.65	2.07	21.15			7	17.51	3,778	0.89	-74.4
		17-Mar-08		7.64	3.08	---			6.77	16.61	3,708	6.15	-111.3
		23-Jun-08		8.31	2.41	---			---	---	---	---	---
		16-Sep-08		8.37	2.35	21			5.87	20.65	4,640	0.61	-235.5
		17-Mar-09		7.68	3.04	---			6.82	18.51	4,514	3.79	-133.6
		21-Sep-09		8.55	2.17	---			6.74	23.3	4,179	5.91	-117.7
	23-Mar-10		7.36	3.36	---			6.72	20.33	4,840	0.88	-127.7	
	14-Sep-10		8.44	2.28	20.94			6.55	20.05	4,171	1.74	-118.9	
	03-Dec-10		7.87	2.85	20.94			---	---	---	---	---	

Appendix B
Summary of Field Parameters
Former Romic Environmental Technologies Corporation
East Palo Alto, California
Groundwater Monitoring Report

Well	Date Installed	Date Measured	Top of Casing Elevation (ft msl)	Depth to Water (feet)	Groundwater Elevation (ft msl)	Measured Depth of Well (ft bgs)	Screened Interval (ft bgs)	Casing Diameter (inches)	Field Measurements				
									pH	Temp. (°C)	SC (µS/cm)	DO (mg/L)	ORP (mv)
RW-16A	19-Jun-90	11-Sep-00	9.17	7.48	1.69	19	6.0-16.0	4	7.36	18.28	2,090	0.41	-137.2
		04-Dec-00		7.33	1.84	---			7.48	16.42	2,341	1.1	230.5
		08-Feb-01		---	---	---			---	---	---	---	---
		19-Mar-01		6.50	2.67	---			9.45	15.03	1,418	0.89	31
		15-Jun-01		7.03	2.14	---			---	---	---	---	---
		04-Sep-01		7.23	1.94	18.99			7.42	20.03	2,288	0.23	-147.4
		17-Dec-01		6.30	2.87	---			---	---	---	---	---
		01-Apr-02		6.06	3.11	---			7.38	16.34	1,381	0.11	-136.7
		10-Jun-02		6.75	2.42	---			---	---	---	---	---
		25-Sep-02		7.06	2.11	18.93			7.42	20.03	2,830	0.47	-238.8
		30-Dec-02		4.94	4.23	---			---	---	---	---	---
		11-Mar-03		6.07	3.1	---			7.05	16.94	978	0.16	-88.4
		16-Jun-03		6.45	2.72	---			---	---	---	---	---
		27-Sep-04		6.21	2.96	18.9			7.23	20.79	1,675	0.41	-195.6
		20-Dec-04		6.55	2.62	---			---	---	---	---	---
		28-Mar-05		5.06	4.11	---			7.13	17.28	183	1.63	-92.8
		06-Jun-05		5.96	3.21	---			---	---	---	---	---
		16-Aug-05		6.67	2.5	18.95			6.97	19.36	3,760	0.39	-183.4
		28-Nov-05		6.93	2.24	---			---	---	---	---	---
		22-Mar-06		4.50	4.67	---			7.28	17.25	3,741	0.18	-185.8
14-Jun-06		6.08	3.09	---			---	---	---	---	---		
20-Sep-06		7.86	1.31	---			7.41	20.7	4,825	2.16	-104		
04-Dec-06		6.82	2.35	---			---	---	---	---	---		
13-Mar-07		6.10	3.07	---			7.17	15.73	1,518	1.6	45.5		
18-Jun-07		6.73	2.44	---			---	---	---	---	---		
24-Sep-07		7.27	1.9	19			7.11	22.33	1,269	2.53	-39		
17-Mar-08		5.86	3.31	---			7.11	16.31	902	0.96	25.8		

Appendix B
Summary of Field Parameters
Former Romic Environmental Technologies Corporation
East Palo Alto, California
Groundwater Monitoring Report

Well	Date Installed	Date Measured	Top of Casing Elevation (ft msl)	Depth to Water (feet)	Groundwater Elevation (ft msl)	Measured Depth of Well (ft bgs)	Screened Interval (ft bgs)	Casing Diameter (inches)	Field Measurements				
									pH	Temp. (°C)	SC (µS/cm)	DO (mg/L)	ORP (mv)
RW-16A (cont)		23-Jun-08		---	---	---			---	---	---	---	---
		15-Sep-08		7.07	2.1	19.07			7.05	20.24	3,385	0.32	-252.2
		17-Mar-09		0.96	8.21	---			7.71	17.04	3,209	0.99	-35.4
		21-Sep-09		3.32	5.86	---			7.21	19.7	1,984	0.92	-92.6
		22-Mar-10		0.41	8.76	---			7.49	16.4	821	1.16	-25.5
		14-Sep-10		6.75	2.42	18.99			6.8	20.11	2,235	3.31	-70.2
		03-Dec-10		1.49	7.68	18.94			---	---	---	---	---
RW-18A	07-Jun-91	11-Sep-00	11.02	9.40	1.62	21.91	5.0-20.0	2	6.85	19.06	36,480	0.14	-185.4
		04-Dec-00		9.39	1.63	---			---	---	---	---	---
		19-Mar-01		8.19	2.83	---			8.77	18.08	35,870	0.88	-45.2
		15-Jun-01		8.87	2.15	---			---	---	---	---	---
		04-Sep-01		8.93	2.09	21.98			6.84	18.74	4,292	---	-203.9
		17-Dec-01		8.05	2.97	---			---	---	---	---	---
		01-Apr-02		7.96	3.06	---			6.96	17.29	31,517	0.02	-318.6
		10-Jun-02		8.61	2.41	---			---	---	---	---	---
		24-Sep-02		8.82	2.2	21.64			6.72	19.29	41,871	0.27	-296
		30-Dec-02		7.30	3.72	---			---	---	---	---	---
		11-Mar-03		8.22	2.8	---			6.7	18.02	35,138	0.5	-301
		16-Jun-03		8.24	2.78	---			---	---	---	---	---
		16-Sep-03		8.75	2.27	21.84			6.78	20.71	39,735	0	-111.7
		16-Dec-03		8.40	2.62	---			---	---	---	---	---
		16-Mar-04		7.76	3.26	---			---	---	---	---	---
		21-Jun-04		8.61	2.41	---			---	---	---	---	---
		27-Sep-04		8.63	2.39	21.8			6.72	19.3	40,033	1.36	-297.2
		20-Dec-04		8.00	3.02	---			---	---	---	---	---
		22-Mar-05		6.96	4.06	---			6.83	17.72	29,250	0.07	-191
		28-Mar-05		7.30	3.72	---			6.83	17.72	29,250	0.07	-191
06-Jun-05		8.00	3.02	---			---	---	---	---	---		
16-Aug-05		8.27	2.75	21.7			11.81	18.75	37,932	0.04	-302.3		

Appendix B
Summary of Field Parameters
Former Romic Environmental Technologies Corporation
East Palo Alto, California
Groundwater Monitoring Report

Well	Date Installed	Date Measured	Top of Casing Elevation (ft msl)	Depth to Water (feet)	Groundwater Elevation (ft msl)	Measured Depth of Well (ft bgs)	Screened Interval (ft bgs)	Casing Diameter (inches)	Field Measurements				
									pH	Temp. (°C)	SC (µS/cm)	DO (mg/L)	ORP (mv)
RW-18A (cont)		28-Nov-05		8.55	2.47	---			---	---	---	---	---
		14-Jun-06		7.81	3.21	---			---	---	---	---	---
		20-Sep-06		8.47	2.55	---			7	20.03	36,453	0.21	-199.4
		04-Dec-06		7.86	3.16	---			---	---	---	---	---
		13-Mar-07		7.91	3.11	---			---	---	---	---	---
		18-Jun-07		8.19	2.83	---			---	---	---	---	---
		24-Sep-07		8.72	2.3	21			6.62	20.46	33,871	0.42	-99
		23-Jun-08		8.62	2.4	---			---	---	---	---	---
		15-Sep-08		7.71	3.31	21.9			6.78	18.58	42,951	2.91	-244.1
		15-Dec-08		7.97	3.05	---			---	---	---	---	---
		21-Sep-09		7.88	3.14	---			6.93	20.8	41,049	1.42	-204.0
		14-Sep-10		8.02	3.00	21.82			6.76	20.2	32,348	0.56	-247.7
	03-Dec-10		8.04	2.98	21.8			---	---	---	---	---	
RW-19A	20-Jul-90	11-Sep-00	6.53	5.31	1.22	15.74	5.0-15.0	2	6.55	17.72	46,410	0.57	89.7
		04-Dec-00		4.35	2.18	---			6.47	17.03	10,970	0.64	16.1
		19-Mar-01		4.52	2.01	---			9.18	15.6	44,610	0.77	23.8
		13-Jun-01		4.88	1.65	---			6.72	16.31	44,840	7.13	79.5
		04-Sep-01		4.69	1.84	15.75			6.07	17.85	49,109	0.17	-111.2
		17-Dec-01		4.30	2.23	---			---	---	---	---	---
		01-Apr-02		4.32	2.21	---			6.79	15.81	40,402	0.21	-73.1
		10-Jun-02		4.35	2.18	---			6.76	16.8	44,770	0.16	-81.1
		25-Sep-02		4.08	2.45	15.77			6.71	17.4	48,700	2.1	-92.9
		02-Jan-03		2.43	4.1	---			6.75	16.78	39,482	MM	1.8
		12-Mar-03		4.00	2.53	---			7.3	16.53	46,062	0.29	-122.9
		16-Jun-03		4.13	2.4	---			---	---	---	---	---
		20-Dec-04		4.38	2.15	---			---	---	---	---	---
		28-Mar-05		---	---	---			---	---	---	---	---
		06-Jun-05		3.92	2.61	---			---	---	---	---	---
		16-Aug-05		4.14	2.39	15.7			6.57	18.27	44,505	0.1	-116.2

Appendix B
Summary of Field Parameters
Former Romic Environmental Technologies Corporation
East Palo Alto, California
Groundwater Monitoring Report

Well	Date Installed	Date Measured	Top of Casing Elevation (ft msl)	Depth to Water (feet)	Groundwater Elevation (ft msl)	Measured Depth of Well (ft bgs)	Screened Interval (ft bgs)	Casing Diameter (inches)	Field Measurements				
									pH	Temp. (°C)	SC (µS/cm)	DO (mg/L)	ORP (mv)
RW-19A (cont)		28-Nov-05		---	---	---			---	---	---	---	---
		22-Mar-06		3.27	3.26	---			6.98	16.19	47,839	0.18	-125.2
		14-Jun-06		3.78	2.75	---			---	---	---	---	---
		22-Sep-06		4.01	2.52	---			6.93	21.86	43,776	1.23	-57.1
		04-Dec-06		3.39	3.14	---			---	---	---	---	---
		13-Mar-07		3.85	2.68	---			---	---	---	---	---
		18-Jun-07		3.99	2.54	---			---	---	---	---	---
		24-Sep-07		4.83	1.7	15.84			6.7	17.2	44,620	0.76	-115
		23-Jun-08		4.37	2.16	---			---	---	---	---	---
		16-Sep-08		4.61	1.92	15.85			6.92	17.1	51,610	---	-121
		21-Sep-09		---	---	---			---	---	---	---	---
		14-Sep-10		---	---	---			---	---	---	---	---
	03-Dec-10		---	3.84	2.69	15.89			---	---	---	---	---
RW-26A	24-Jan-01	19-Mar-01	10.08	7.12	2.96	---	8.0-18.5	2	9.26	16.71	1,916	0.49	40.8
		13-Jun-01	10.08	8.09	1.99	---	8.0-18.5	2	7.39	17.7	2,002	3.1	142.9
		04-Sep-01	10.08	8.36	1.72	17.8	8.0-18.5	2	6.79	18.96	2,011	0.5	-104.4
		17-Dec-01	10.08	7.27	2.81	---	8.0-18.5	2	7.56	18.13	1,989	0.58	200.6
		01-Apr-02	10.08	7.32	2.76	---	8.0-18.5	2	7.14	16.32	2,431	0.29	229.9
		10-Jun-02	10.08	8.04	2.04	---	8.0-18.5	2	7.31	17.26	2,107	0.31	80.1
		26-Sep-02	10.08	8.21	1.87	17.76	8.0-18.5	2	7.06	18.81	2,228	0.92	-125.1
		30-Dec-02	10.08	5.99	4.09	---	8.0-18.5	2	---	---	---	---	---
		12-Mar-03	10.08	6.94	3.14	---	8.0-18.5	2	7.15	17.1	2,230	0.05	-114.5
		26-Jun-03	10.08	7.53	2.55	---	8.0-18.5	2	6.88	17.72	2,273	0.43	-108.5
		18-Sep-03	10.08	8.01	2.07	17.75	8.0-18.5	2	6.86	19.33	2,420	0.07	-156.7
		18-Dec-03	10.08	7.61	2.47	---	8.0-18.5	2	6.85	18.79	2,037	0.42	-65.9
		18-Mar-04	10.08	7.37	2.71	---	8.0-18.5	2	6.81	17.75	2,464	0.49	-111.7
		23-Jun-04	10.08	8.83	1.25	---	8.0-18.5	2	6.7	18.63	2,205	0.13	-193.5
		27-Sep-04	10.08	8.16	1.92	17.75	8.0-18.5	2	6.67	19.13	3,015	0.36	-117.7
		20-Dec-04	10.08	7.44	2.64	---	8.0-18.5	2	6.88	18.57	2,674	0.18	-33

Appendix B
Summary of Field Parameters
Former Romic Environmental Technologies Corporation
East Palo Alto, California
Groundwater Monitoring Report

Well	Date Installed	Date Measured	Top of Casing Elevation (ft msl)	Depth to Water (feet)	Groundwater Elevation (ft msl)	Measured Depth of Well (ft bgs)	Screened Interval (ft bgs)	Casing Diameter (inches)	Field Measurements				
									pH	Temp. (°C)	SC (µS/cm)	DO (mg/L)	ORP (mv)
RW-26A (cont)		28-Mar-05		6.28	3.8	---			6.85	17.23	2,616	0.08	-85.9
		06-Jun-05		---	---	---			5.53	18.24	6,659	0.18	-162.1
		16-Aug-05		11.96	-1.88	17.78			8.25	19.62	5,617	0.02	-168.4
		28-Nov-05		10.88	-0.8	17.78			6.68	18.82	4,874	0.3	1.5
		22-Mar-06		8.20	1.88	---			6.75	17.54	3,980	0.1	-185
		14-Jun-06		7.67	2.41	---			6.44	17.29	3,328	0.12	-130
		20-Sep-06		7.85	2.23	---			6.63	20.24	6,092	0.05	-90.8
		04-Dec-06		8.60	1.48	---			6.5	17.98	4,323	0.78	-160.2
		13-Mar-07		7.83	2.25	---			6.75	15.81	3,237	3.85	-152.2
		18-Jun-07		7.65	2.43	---			7.29	21.07	4,027	0.55	-149.1
		24-Sep-07		8.72	1.36	18			6.76	18.95	4,210	1.7	-133.7
		10-Dec-07		9.77	0.31	17.66			6.28	17.41	3,870	1.31	-149.1
		17-Mar-08		---	---	---			---	---	---	---	---
		23-Jun-08		9.88	0.2	---			6.7	18.9	7,993	0.94	-110.4
		16-Sep-08		10.20	-0.12	17.25			6.51	20.91	6,079	1.74	-191.3
		15-Dec-08		8.29	1.79	---			6.53	16.2	6,402	1.01	-133
		16-Mar-09		7.99	2.09	---			6.7	17.63	4,340	2.23	-141.3
		22-Jun-09		7.70	2.38	---			6.62	21.1	4,118	1.64	-158.8
		21-Sep-09		8.17	1.91	---			6.65	23.9	3,533	1.59	-127.1
		14-Dec-09		7.49	2.59	---			6.92	19.1	3,498	1.55	-69.9
	23-Mar-10		6.94	3.14	---			6.63	19.21	3,524	0.51	-159.2	
	21-Jun-10		7.58	2.5	---			6.75	20.4	3,322	2.45	-136.9	
	14-Sep-10		8.02	2.06	---			6.57	22.75	3,395	1.07	-115.2	
	03-Dec-10		7.86	2.22	17.86			6.81	19.8	3,507	0.60	-142.4	

Appendix B
Summary of Field Parameters
Former Romic Environmental Technologies Corporation
East Palo Alto, California
Groundwater Monitoring Report

Well	Date Installed	Date Measured	Top of Casing Elevation (ft msl)	Depth to Water (feet)	Groundwater Elevation (ft msl)	Measured Depth of Well (ft bgs)	Screened Interval (ft bgs)	Casing Diameter (inches)	Field Measurements				
									pH	Temp. (°C)	SC (µS/cm)	DO (mg/L)	ORP (mv)
RW-27A	24-Jan-01	19-Mar-01	9.68	6.79	2.89	---	10.0-20.0	2	9.3	16.79	2,038	0.35	37.3
		13-Jun-01		7.48	2.2	---			7.21	17.65	2,036	3.02	-24.2
		04-Sep-01		7.79	1.89	19.65			6.72	19.1	2,066	0.18	-105.5
		17-Dec-01		6.85	2.83	---			7.69	18.34	2,165	0.54	-1.4
		01-Apr-02		6.93	2.75	---			7.01	16.69	2,914	0.17	-115
		10-Jun-02		7.39	2.29	---			7.15	17.9	2,518	0.25	-115.9
		26-Sep-02		7.65	2.03	19.62			7.32	19.34	2,364	0.49	-112.4
		30-Dec-02		5.61	4.07	---			---	---	---	---	---
		12-Mar-03		6.84	2.84	---			7.15	17.43	2,722	0.06	-92.2
		17-Jun-03		7.13	2.55	---			6.92	17.87	2,727	0.41	-67.2
		18-Sep-03		7.60	2.08	19.52			6.89	19.65	2,853	0.04	-197.2
		18-Dec-03		7.26	2.42	---			6.96	18.65	2,402	0.71	-85.6
		18-Mar-04		6.79	2.89	---			6.88	18.12	2,945	0.49	-196.1
		23-Jun-04		7.54	2.14	---			6.88	18.72	2,700	0.13	-185.1
		28-Sep-04		7.76	1.92	19.52			7.01	19.47	2,754	0.47	-56.8
		20-Dec-04		7.14	2.54	---			7.19	18.83	2,628	0.17	32.3
		29-Mar-05		5.78	3.9	---			6.85	17.91	2,930	0.11	-100.4
		06-Jun-05		---	---	---			6.92	18.7	2,832	0.16	-66.3
		16-Aug-05		7.27	2.41	19.57			7.6	21.08	3,302	0.15	-140.3
		28-Nov-05		7.53	2.15	19.57			7.04	19.21	3,343	0.74	-60.5
		22-Mar-06		5.30	4.38	---			7.19	17.97	2,899	0.31	-154
		14-Jun-06		6.74	2.94	---			6.65	19.95	2,767	0.12	-61
		20-Sep-06		7.44	2.24	---			7.22	20.03	3,547	1.18	-46.2
04-Dec-06	7.33	2.35	---	6.89	18.8	3,501	0.27	-35.1					
13-Mar-07	6.70	2.98	---	7.23	17.32	3,150	2.96	-64.9					
18-Jun-07	7.28	2.4	---	7.26	23.1	3,370	3.55	-16.7					
24-Sep-07	7.73	1.95	19.8	7.31	19.41	3,463	2.1	-48.2					
11-Dec-07	7.44	2.24	19.82	7.34	14.79	3,421	4.63	6.4					

Appendix B
Summary of Field Parameters
Former Romic Environmental Technologies Corporation
East Palo Alto, California
Groundwater Monitoring Report

Well	Date Installed	Date Measured	Top of Casing Elevation (ft msl)	Depth to Water (feet)	Groundwater Elevation (ft msl)	Measured Depth of Well (ft bgs)	Screened Interval (ft bgs)	Casing Diameter (inches)	Field Measurements					
									pH	Temp. (°C)	SC (µS/cm)	DO (mg/L)	ORP (mv)	
RW-27A (cont)		17-Mar-08		---	---	---			---	---	---	---	---	
		24-Jun-08		7.47	2.21	---			6.56	23	2,389	0.64	-49	
		17-Sep-08		7.57	2.11	19.66			7.06	21.46	4,018	0.34	-219.6	
		16-Dec-08		7.20	2.48	---			6.99	17.9	3,922	0.69	-49	
		16-Mar-09		6.89	2.79	---			7.32	18.97	4,246	0.85	-105.5	
		22-Jun-09		7.26	2.42	---			6.85	19.92	4,033	1.16	-93.7	
		21-Sep-09		7.59	2.09	---			7.37	21	4,011	1.31	-29.2	
		16-Dec-09		6.93	2.75	---			7.02	19.31	3,815	1.82	-31.3	
		24-Mar-10		6.46	3.22	---			7.07	18.36	4,347	1.06	-59.5	
		21-Jun-10		7.03	2.65	---			6.85	18.97	4,348	1.07	-46.3	
	14-Sep-10		7.35	2.33	---			7.01	20.32	3,904	3.19	-16.1		
	03-Dec-10		6.94	2.74	19.74			7.32	19.4	4,133	0.59	-51.1		
RW-28A		04-Dec-06	10.04	7.77	2.27	---		2	6.29	17.44	33,773	0.3	-86.2	
		13-Mar-07		1.55	8.49	---			7.03	21.02	20,480	1.32	-40.6	
		18-Jun-07		7.44	2.6	---			6.61	17.81	50,992	0.52	-211	
		24-Sep-07		7.70	2.34	39.31			6.39	18.82	49,944	2.98	-159.7	
		12-Dec-07		7.51	2.53	39.4			7.01	16.23	49,111	0.58	-325.8	
		17-Mar-08		7.00	3.04	---			6.51	15.77	52,822	0.47	15.8	
		25-Jun-08		7.04	3	---			6.39	18.7	52,090	0.6	-80.2	
		18-Sep-08		7.62	2.42	39.2			6.36	17.27	56,610	0.39	-223.5	
		17-Dec-08		7.34	2.7	---			6.38	15.3	58,712	0.67	-109	
		16-Mar-09		10.04	6.98	3.06	---		2	6.56	15.17	55,611	0.97	-95.8
		22-Jun-09			7.35	2.69	---			6.35	17.31	54,992	1.32	-197.1
		21-Sep-09			7.70	2.34	---			6.41	17.7	51,429	0.7	-32.1
		16-Dec-09			6.71	3.33	---			6.38	16.91	51,803	0.37	-75.1
		26-Mar-10			6.81	3.23	---			6.34	16.79	55,144	1.3	-100.2
		21-Jun-10			7.41	2.63	---			6.56	19.18	54,910	0.42	-130.9
		14-Sep-10			7.61	2.43	---			7.06	19.5	54,950	0.11	-241.4
	03-Dec-10			7.20	2.84	39.09			5.35	17.56	55,201	0.56	-232.6	

Appendix B
Summary of Field Parameters
Former Romic Environmental Technologies Corporation
East Palo Alto, California
Groundwater Monitoring Report

Well	Date Installed	Date Measured	Top of Casing Elevation (ft msl)	Depth to Water (feet)	Groundwater Elevation (ft msl)	Measured Depth of Well (ft bgs)	Screened Interval (ft bgs)	Casing Diameter (inches)	Field Measurements				
									pH	Temp. (°C)	SC (µS/cm)	DO (mg/L)	ORP (mv)
RW-29A		24-Sep-07	10.47	7.90	2.57	14.43		2	6.73	22.06	32,240	0.29	-73.6
		10-Dec-07		7.89	2.58	14.44			6.7	19.88	33,024	1.83	-101.1
		17-Mar-08		7.26	3.21	---			6.8	17.57	29,446	2.04	-101.3
		23-Jun-08		8.29	2.18	---			6.74	20.4	28,788	1.97	-110.2
		17-Sep-08		7.50	2.97	14.41			7.02	21.33	28,765	4.69	-128.7
		15-Dec-08		9.24	1.23	---			6.69	16.7	27,082	2.38	-138
		16-Mar-09		7.38	3.09	---			6.56	17.17	31,386	2.31	-121.6
		22-Jun-09		7.66	2.81	---			6.79	21.3	30,912	2.1	-153.5
		21-Sep-09		7.85	2.62	---			6.74	21.3	28,762	2.21	-130.9
		14-Dec-09		7.70	2.7	---			7.01	19.1	29,335	2.47	-144.2
		23-Mar-10		7.01	3.46	---			6.94	20.11	29,781	3.81	-111.2
		21-Jun-10		7.63	2.84	---			6.57	21.39	19,989	2.16	-116.4
		14-Sep-10		7.49	2.98	---			7.31	22.6	28,870	0.95	-157.7
03-Dec-10	8.06	2.41	14.41	6.87	19.2	28,785	0.87	-138.1					
RW-2B	17-Jul-90	11-Sep-00	9.46	8.41	1.05	42.56	27.0-42.0	4	6.55	19.21	55,580	0.15	200.1
		04-Dec-00		8.40	1.06	---			6.43	18.7	54,240	0.12	16.4
		19-Mar-01		7.10	2.36	---			9.26	18.63	53,220	1.5	32.9
		13-Jun-01		7.55	1.91	---			6.5	19.25	54,630	MM	12.1
		04-Sep-01		7.24	2.22	42.9			6.24	19.07	52,948	0.3	-5.4
		17-Dec-01		6.62	2.84	---			6.85	18.57	53,870	0.91	17.4
		01-Apr-02		6.63	2.83	---			6.54	18.52	48,786	0.22	-60.1
		10-Jun-02		7.23	2.23	---			6.55	20.41	56,097	0.1	-98.1
		26-Sep-02		6.94	2.52	42.59			6.68	19.44	55,737	0.44	-191.6
		03-Jan-03		5.78	3.68	---			6.36	18.25	54,215	MM	78.1
		12-Mar-03		6.73	2.73	---			6.97	18.57	54,548	0.18	-223.8
		18-Jun-03		6.70	2.76	---			6.26	21.05	55,406	7.03	-12.4
		17-Sep-03		7.12	2.34	42.67			4.97	21.83	52,512	0	-153.3
		17-Dec-03		6.81	2.65	---			5.54	19.42	46,102	0.01	-333
		18-Mar-04		6.21	3.25	---			6.09	20.32	39,137	0.01	-300.7

Appendix B
Summary of Field Parameters
Former Romic Environmental Technologies Corporation
East Palo Alto, California
Groundwater Monitoring Report

Well	Date Installed	Date Measured	Top of Casing Elevation (ft msl)	Depth to Water (feet)	Groundwater Elevation (ft msl)	Measured Depth of Well (ft bgs)	Screened Interval (ft bgs)	Casing Diameter (inches)	Field Measurements				
									pH	Temp. (°C)	SC (µS/cm)	DO (mg/L)	ORP (mv)
RW-2B (cont)		23-Jun-04		5.17	4.29	---			5.17	21.4	31,800	0.2	-196.3
		27-Sep-04		7.35	2.11	42.5			5.4	20	41,901	0.21	-99.2
		20-Dec-04		6.92	2.54	---			5.98	21.06	42,006	0.04	-73.9
		28-Mar-05		6.50	2.96	---			6.72	19.51	33,059	0.05	-137.3
		06-Jun-05		6.92	2.54	---			6.68	20.41	41,892	0.12	-220.1
		16-Aug-05		7.17	2.29	42.52			7.37	21.9	45,464	0.01	-216.7
		28-Nov-05		7.34	2.12	42.52			7.09	19.45	41,064	3.09	-118.4
		22-Mar-06		5.37	4.09	---			6.98	19.85	45,329	0.3	-237
		14-Jun-06		6.60	2.86	---			6.55	18.1	26,245	0.14	-159
		20-Sep-06		7.20	2.26	---			6.49	22.14	43,503	0.08	-119.4
		04-Dec-06		6.85	2.61	---			6.45	19.09	43,279	0.67	-164.5
		13-Mar-07		6.87	2.59	---			6.56	18.38	40,257	2.21	-174.9
		18-Jun-07		7.01	2.45	---			7.00	22.39	47,059	0.34	-151.4
		24-Sep-07		7.37	2.09	42.12			6.16	19.45	46,237	2.05	-106.8
		10-Dec-07		6.88	2.58	41.95			6.13	19.11	47,318	2.09	-96.7
		17-Mar-08		6.74	2.72	---			6.29	16.25	51,533	2.02	-118.2
		24-Jun-08		7.19	2.27	---			6.28	21.1	52,201	1.65	-117
		16-Sep-08		7.30	2.16	42.4			6.11	21.71	53,606	0.87	-229.1
		16-Dec-08		6.97	2.49	---			6.07	17.2	45,904	2.04	-73
		16-Mar-09		6.46	3	---			6.49	18.57	55,393	0.75	-125.9
	22-Jun-09		6.78	2.68	---			6.1	20.61	53,140	0.89	-126	
	21-Sep-09		6.78	2.68	---			6.24	20	50,727	1.97	-79	
	15-Dec-09		6.22	3.24	---			6.27	17.49	51,329	0.23	-111.3	
	22-Mar-10		6.21	3.25	---			6.36	20.94	50,285	0.36	-130.7	
	21-Jun-10		6.55	2.91	---			6.28	21.05	53,479	1.96	-111.1	
	14-Sep-10		6.81	2.65	---			6.88	20.2	53,830	0.2	-197.7	
	03-Dec-10		6.41	3.05	42.56			6.37	19.0	52,270	0.37	-95.4	

Appendix B
Summary of Field Parameters
Former Romic Environmental Technologies Corporation
East Palo Alto, California
Groundwater Monitoring Report

Well	Date Installed	Date Measured	Top of Casing Elevation (ft msl)	Depth to Water (feet)	Groundwater Elevation (ft msl)	Measured Depth of Well (ft bgs)	Screened Interval (ft bgs)	Casing Diameter (inches)	Field Measurements				
									pH	Temp. (°C)	SC (µS/cm)	DO (mg/L)	ORP (mv)
RW-3B	12-Jul-90	11-Sep-00	8.46	6.91	1.55	40.92	22.0-39.0	4	6.57	18.78	45,840	0.91	-24.4
		04-Dec-00		6.85	1.61	---			---	---	---	---	
		19-Mar-01		5.49	2.97	---			8.24	17.67	12,960	1.87	10.6
		15-Jun-01		6.31	2.15	---			---	---	---	---	
		04-Sep-01		6.50	1.96	41.15			7.7	18.81	1,129	1.82	32
		17-Dec-01		5.52	2.94	---			---	---	---	---	
		01-Apr-02		5.31	3.15	---			7.12	17.91	13,804	0.08	-270.4
		10-Jun-02		6.04	2.42	---			---	---	---	---	
		24-Sep-02		6.33	2.13	40.85			7.13	19.77	15,160	0.61	-117.6
		30-Dec-02		4.25	4.21	---			---	---	---	---	
		11-Mar-03		5.41	3.05	---			7.63	18.22	17,374	0.34	-79.8
		16-Jun-03		4.58	3.88	---			---	---	---	---	
		16-Sep-03		6.31	2.15	40.92			6.79	19.41	14,374	1.1	-157.1
		16-Dec-03		5.87	2.59	---			---	---	---	---	
		16-Mar-04		5.23	3.23	---			---	---	---	---	
		21-Jun-04		6.11	2.35	---			---	---	---	---	
		27-Sep-04		7.47	0.99	20.83			7.26	20.14	10,036	0.61	33
		20-Dec-04		5.68	2.78	---			---	---	---	---	
		28-Mar-05		4.06	4.4	---			---	---	---	---	
		06-Jun-05		5.30	3.16	---			---	---	---	---	
		16-Aug-05		5.84	2.62	40.89			7.07	19.22	303	1.26	59.8
		28-Nov-05		---	---	---			---	---	---	---	
		22-Mar-06		3.67	4.79	---			7.59	18.06	245	6.92	-46
		14-Jun-06		5.21	3.25	---			---	---	---	---	
		20-Sep-06		5.97	2.49	---			6.71	20.75	52,477	0.53	8.1
		04-Dec-06		5.85	2.61	---			---	---	---	---	
13-Mar-07	5.39	3.07	---	---	---	---	---						
18-Jun-07	5.80	2.66	---	---	---	---	---						

Appendix B
Summary of Field Parameters
Former Romic Environmental Technologies Corporation
East Palo Alto, California
Groundwater Monitoring Report

Well	Date Installed	Date Measured	Top of Casing Elevation (ft msl)	Depth to Water (feet)	Groundwater Elevation (ft msl)	Measured Depth of Well (ft bgs)	Screened Interval (ft bgs)	Casing Diameter (inches)	Field Measurements				
									pH	Temp. (°C)	SC (µS/cm)	DO (mg/L)	ORP (mv)
RW-3B (cont)		24-Sep-07		6.32	2.14	41			6.6	20.36	51,719	0.47	37.1
		23-Jun-08		6.00	2.46	---			---	---	---	---	---
		15-Sep-08		6.19	2.27	41.03			6.58	20.19	51,293	0.7	-196.6
		21-Sep-09		6.31	2.15	41.03			6.70	21.7	48,473	1.28	-51.1
		14-Sep-10		6.01	2.45				7.36	22.5	44,915	0.25	-252.1
		03-Dec-10		5.49	2.97	42.01			---	---	---	---	---
RW-4B	20-Dec-96	11-Sep-00	10.56	9.32	1.24	47.67	40.3-49.7	2	6.62	18.58	57,470	0.23	280.4
		04-Dec-00		9.33	1.23	---			6.52	17.45	55,550	0.14	9.6
		19-Mar-01		7.90	2.66	---			8.31	17.94	55,630	1.46	5.8
		13-Jun-01		8.47	2.09	---			6.51	18.5	56,360	6.39	117
		04-Sep-01		8.56	2	47.45			6.57	18.38	54,790	0.21	15.4
		17-Dec-01		7.43	3.13	---			6.91	18.01	56,930	0.49	279.8
		01-Apr-02		7.55	3.01	---			6.61	17.57	50,182	0.22	-8.1
		10-Jun-02		8.08	2.48	---			6.61	19.48	57,094	0.11	-5.7
		24-Sep-02		8.25	2.31	47.34			6.61	18.85	55,501	0.65	35.3
		02-Jan-03		6.44	4.12	---			6.58	17.74	46,165	MM	97.3
		11-Mar-03		7.37	3.19	---			6.44	18.03	53,202	0.39	24.5
		16-Jun-03		7.46	3.1	---			---	---	---	---	---
		16-Sep-03		7.81	2.75	47.61			6.63	20.37	58,712	0.06	-17
		16-Dec-03		7.51	3.05	---			---	---	---	---	---
		16-Mar-04		6.76	3.8	---			---	---	---	---	---
		21-Jun-04		7.79	2.77	---			---	---	---	---	---
		27-Sep-04		7.71	2.85	47.6			6.45	19.98	53,048	---	-32.8
		20-Dec-04		7.30	3.26	---			---	---	---	---	---
		28-Mar-05		6.49	4.07	---			---	---	---	---	---
		06-Jun-05		7.16	3.4	---			---	---	---	---	---
		16-Aug-05		7.42	3.14	47.76			7.9	19.39	56,663	0.06	-123.1
		28-Nov-05		7.75	2.81	---			---	---	---	---	---
		22-Mar-06		6.26	4.3	---			6.48	17.94	49,260	0.12	110
14-Jun-06		7.26	3.3	---			---	---	---	---	---		

Appendix B
Summary of Field Parameters
Former Romic Environmental Technologies Corporation
East Palo Alto, California
Groundwater Monitoring Report

Well	Date Installed	Date Measured	Top of Casing Elevation (ft msl)	Depth to Water (feet)	Groundwater Elevation (ft msl)	Measured Depth of Well (ft bgs)	Screened Interval (ft bgs)	Casing Diameter (inches)	Field Measurements				
									pH	Temp. (°C)	SC (µS/cm)	DO (mg/L)	ORP (mv)
RW-4B (cont)		20-Sep-06		7.68	2.88	---			6.77	18.58	54,044	0.62	51
		04-Dec-06		7.06	3.5	---			---	---	---	---	---
		13-Mar-07		7.12	3.44	---			---	---	---	---	---
		18-Jun-07		7.51	3.05	---			---	---	---	---	---
		24-Sep-07		7.63	2.93	47.71			6.66	20.4	50,469	0.21	-30.7
		23-Jun-08		7.67	2.89	---			---	---	---	---	---
		15-Sep-08		7.45	3.11	47.77			6.58	18.9	56,502	0.75	-192.1
		15-Dec-08		7.21	3.35	---			---	---	---	---	---
		21-Sep-09		7.08	3.48	---			7.77	20.7	2,122	1.26	-113.4
		14-Sep-10		7.58	2.98	---			6.91	19.5	48,402	1.49	-219.4
	03-Dec-10		7.29	3.27	47.82			6.68	18.4	57,529	0.65	-35.1	
RW-5B		15-Sep-03	7.82	6.06	1.76	44.88	32.5 - 42.5	2	---	---	---	---	---
		17-Dec-03		5.71	2.11	---			6.09	19.28	54,090	2.73	-23.7
		17-Mar-04		4.98	2.84	---			6.28	20.19	56,634	0.08	-38.2
		24-Jun-04		5.83	1.99	---			6.38	21.46	52,152	0.11	-163.7
		27-Sep-04		6.05	1.77	41			6.84	20.28	56,492	0.12	-205.8
		20-Dec-04		5.59	2.23	---			6.47	17.1	50,886	0.18	-70.2
		28-Mar-05		---	---	---			6.39	20.12	53,196	0.08	-210.6
		06-Jun-05		5.54	2.28	---			5.88	21.31	52,288	0.14	-242.4
		16-Aug-05		5.64	2.18	40.95			10.3	20.89	58,404	0.02	-298.6
		28-Nov-05		5.61	2.21	40.95			6.32	19.37	61,701	0.29	-143.7
		22-Mar-06		4.55	3.27	---			6.03	19.03	55,931	0.02	-445.5
		14-Jun-06		5.45	2.37	---			6.04	20.53	48,227	0.05	-245
		20-Sep-06		5.90	1.92	---			6.23	21.35	57,694	0.06	-287.4
		04-Dec-06		5.20	2.62	---			5.93	19.72	55,688	2.68	-355.4
		13-Mar-07		6.09	1.73	---			6.37	20.07	53,072	1.47	-422.8
		18-Jun-07		5.53	2.29	---			6.24	20.3	57,204	0.2	-352
		24-Sep-07		5.82	2	40.7			6.19	23.19	54,475	0.11	321.1
	12-Dec-07		5.82	2	40.63			6.41	17.07	57,881	0.29	-396.6	

Appendix B
Summary of Field Parameters
Former Romic Environmental Technologies Corporation
East Palo Alto, California
Groundwater Monitoring Report

Well	Date Installed	Date Measured	Top of Casing Elevation (ft msl)	Depth to Water (feet)	Groundwater Elevation (ft msl)	Measured Depth of Well (ft bgs)	Screened Interval (ft bgs)	Casing Diameter (inches)	Field Measurements				
									pH	Temp. (°C)	SC (µS/cm)	DO (mg/L)	ORP (mv)
RW-5B (cont)		17-Mar-08		5.45	2.37	---			6.25	17.86	62,944	5.26	-316.6
		25-Jun-08		5.85	1.97	---			6.27	19.9	62,093	3.98	-250.6
		18-Sep-08		5.88	1.94	40.52			6.00	20.17	68,914	0.5	-282.1
		11-Dec-08		5.45	2.37	---			6.10	18.4	61,198	5.3	-230
		16-Mar-09		5.22	2.6	---			6.46	19.42	68,860	0.56	-322.7
		22-Jun-09		5.66	2.16	---			6.04	20.71	67,473	0.74	-300.2
		21-Sep-09		5.72	2.1	---			6.43	20.8	64,122	4.13	-218.9
		16-Dec-09		5.14	2.68	---			6.16	18.52	63,167	0.25	-371
		22-Mar-10		5.16	2.66	---			6.15	18.99	66,744	0.68	5.24
		21-Jun-10		5.55	2.27	---			6.36	20.87	65,406	0.71	-321.3
		14-Sep-10		5.80	2.02	---			6.1	19.98	64,485	2.56	-448.2
	03-Dec-10		5.56	2.26	40.61			5.25	19.45	67,199	0.37	-414.6	
RW-7B	19-Dec-96	11-Sep-00	8.64	7.25	1.39	42.46	26.3-41.0	4	6.65	18.01	50,820	0.78	356.1
		04-Dec-00		7.24	1.4	---			6.53	17.78	45,820	0.19	275.3
		19-Mar-01		6.27	2.37	---			9.25	17.24	36,410	0.66	25.3
		13-Jun-01		6.85	1.79	---			6.6	17.45	48,790	MM	348
		04-Sep-01		6.35	2.29	41.67			6.36	17.11	48,227	0.19	48.9
		17-Dec-01		5.69	2.95	---			6.94	17.03	54,610	0.61	161.4
		01-Apr-02		6.10	2.54	---			6.58	16.99	60,150	0.1	-173.9
		10-Jun-02		6.59	2.05	---			6.66	17.83	50,897	0.08	38.7
		24-Sep-02		6.50	2.14	41.45			6.59	17.96	57,467	0.31	37.4
		02-Jan-03		5.30	3.34	---			6.57	16.77	48,095	MM	113.3
		11-Mar-03		6.32	2.32	---			6.56	17.02	61,177	0.22	-31.6
		16-Jun-03		6.36	2.28	---			---	---	---	---	---
		17-Sep-03		6.76	1.88	41.36			6.53	18.36	63,942	1.2	-231
		16-Dec-03		6.39	2.25	---			---	---	---	---	---
		17-Mar-04		5.66	2.98	---			6.51	16.95	58,753	0.17	56.3
		21-Jun-04		6.70	1.94	---			---	---	---	---	---
		27-Sep-04		6.81	1.83	41.5			6.42	17.68	66,917	0.4	131.2

Appendix B
Summary of Field Parameters
Former Romic Environmental Technologies Corporation
East Palo Alto, California
Groundwater Monitoring Report

Well	Date Installed	Date Measured	Top of Casing Elevation (ft msl)	Depth to Water (feet)	Groundwater Elevation (ft msl)	Measured Depth of Well (ft bgs)	Screened Interval (ft bgs)	Casing Diameter (inches)	Field Measurements				
									pH	Temp. (°C)	SC (µS/cm)	DO (mg/L)	ORP (mv)
RW-7B (cont)		20-Dec-04		6.62	2.02	---			---	---	---	---	---
		28-Mar-05		7.54	1.1	---			6.49	17.2	53,227	0.13	-8.9
		06-Jun-05		6.22	2.42	---			---	---	---	---	---
		16-Aug-05		6.40	2.24	41.35			6.73	18.44	44,680	9.5	-56.8
		28-Nov-05		6.31	2.33	---			---	---	---	---	---
		22-Mar-06		5.24	3.4	---			6.45	17.1	52,750	0.09	-75
		14-Jun-06		6.13	2.51	---			---	---	---	---	---
		20-Sep-06		6.62	2.02	---			6.63	18.28	70,123	0.11	129.9
		04-Dec-06		5.86	2.78	---			---	---	---	---	---
		13-Mar-07		5.81	2.83	---			6.54	15.06	53,319	1.46	141.7
		18-Jun-07		6.29	2.35	---			---	---	---	---	---
		24-Sep-07		6.42	2.22	41.4			6.86	17.84	61,561	0.77	-17.3
		17-Mar-08		5.74	2.9	---			6.74	14.64	62,711	2.09	517.4
		23-Jun-08		6.56	2.08	---			---	---	---	---	---
		16-Sep-08		6.70	1.94	41.57			6.32	17.08	61,313	0.89	-189.6
		16-Mar-09		6.73	1.91	---			6.94	16.51	68,905	0.48	-76.5
		21-Sep-09		6.51	2.13	---			6.78	17.9	63,705	212	7.7
		23-Mar-10		5.83	2.81	---			6.51	16.31	60,084	0.49	-25.7
	14-Sep-10		6.48	2.16	---			6.61	18.68	58,334	0.69	-177.1	
	03-Dec-10		6.21	2.43	41.45			6.72	16.5	64,206	0.40	54.8	

Appendix B
Summary of Field Parameters
Former Romic Environmental Technologies Corporation
East Palo Alto, California
Groundwater Monitoring Report

Well	Date Installed	Date Measured	Top of Casing Elevation (ft msl)	Depth to Water (feet)	Groundwater Elevation (ft msl)	Measured Depth of Well (ft bgs)	Screened Interval (ft bgs)	Casing Diameter (inches)	Field Measurements				
									pH	Temp. (°C)	SC (µS/cm)	DO (mg/L)	ORP (mv)
RW-8B	16-Jul-90	11-Sep-00	5.46	4.10	1.36	40.21	20.0-39.4	4	6.63	21.13	47,170	0.16	90.1
		04-Dec-00		3.88	1.58	---			6.32	19.76	10,590	0.9	331.4
		19-Mar-01		2.60	2.86	---			9.2	19.19	44,880	1.47	22.5
		13-Jun-01		3.31	2.15	---			6.53	21.36	45,850	6.57	-239.2
		04-Sep-01		3.42	2.04	40.2			6.25	20.9	42,983	0.29	-110.4
		17-Dec-01		2.70	2.76	---			7.19	19.69	41,390	0.16	-201.8
		01-Apr-02		2.43	3.03	---			6.57	20.38	42,377	0.17	-168.5
		10-Jun-02		3.06	2.4	---			6.56	21.45	42,220	0.03	-272.5
		25-Sep-02		3.24	2.22	40.28			6.48	22.19	39,917	0.04	-33.9
		03-Jan-03		---	---	---			6.43	19.4	41,840	MM	-4.4
		07-Feb-03		---	---	---			6.16	17.65	31,652	---	-212
		12-Mar-03		---	---	---			6.76	20.33	35,747	0.15	-246
		16-Jun-03		3.53	1.93	---			6.35	21.53	43,398	5.95	-76.1
		18-Sep-03		4.00	1.46	40.12			6.42	21.89	40,718	1.1	-189.4
		18-Dec-03		---	---	---			6.35	19.73	37,964	0.32	-211
		18-Mar-04		---	---	---			6.34	19.43	43,244	0.34	-225
		24-Jun-04		3.00	2.46	---			6.6	23.1	37,595	0.9	-169.1
		27-Sep-04		4.03	1.43	40.2			6.43	22.43	40,975	0.35	-238.7
		20-Dec-04		2.70	2.76	---			6.64	20.03	40,520	0.24	-114.2
		28-Mar-05		1.08	4.38	---			6.40	18.37	39,173	0.12	-102.2
		06-Jun-05		1.45	4.01	---			7.47	20.94	1,027	0.04	-347.9
		16-Aug-05		2.97	2.49	40.2			6.1	23.28	42,639	0.04	-210.8
		28-Nov-05		3.90	1.56	40.2			6.5	20.41	45,145	0.17	-198.5
		22-Mar-06		1.12	4.34	---			6.19	19.75	45,513	0.12	-259.7
		14-Jun-06		3.10	2.36	---			5.95	21.59	39,581	0.06	-200
		20-Sep-06		3.72	1.74	---			6.20	21.65	46,317	0.31	-102.6
		04-Dec-06		3.60	1.86	---			6.06	18.99	47,236	0.47	-104.1
13-Mar-07		2.40	3.06	---			6.38	19.26	43,805	1.62	-53.6		
18-Jun-07		3.82	1.64	---			5.76	23.18	44,954	0.44	-380.4		

Appendix B
Summary of Field Parameters
Former Romic Environmental Technologies Corporation
East Palo Alto, California
Groundwater Monitoring Report

Well	Date Installed	Date Measured	Top of Casing Elevation (ft msl)	Depth to Water (feet)	Groundwater Elevation (ft msl)	Measured Depth of Well (ft bgs)	Screened Interval (ft bgs)	Casing Diameter (inches)	Field Measurements				
									pH	Temp. (°C)	SC (µS/cm)	DO (mg/L)	ORP (mv)
RW-8B (cont)		24-Sep-07		3.78	1.68	---			5.91	23.3	43,972	0.89	-291.7
		12-Dec-07		3.55	1.91	---			6.56	16.94	44,712	0.49	-212.2
		17-Mar-08		3.24	2.22	---			6.44	17.86	47,912	1.28	-343.9
		23-Jun-08		3.39	2.07	---			---	---	---	---	---
		17-Sep-08		3.63	1.83	40.2			6.14	21.67	50,589	0.46	-266.1
		16-Mar-09		2.70	2.76	---			6.26	17.32	50,589	1	-248.4
		21-Sep-09		---	---	---			---	---	---	---	---
		23-Mar-10		2.41	3.05	---			---	---	---	---	---
		14-Sep-10		3.45	2.01	---			6.28	21.21	48,627	2.49	-122.4
	03-Dec-10		3.37	2.09	40.27			---	---	---	---	---	
RW-11B	31-May-91	11-Sep-00	10.65	9.27	1.38	31.1	30.1-39.5	4	6.66	18.48	55,710	0.08	-6.3
		04-Dec-00		9.17	1.48	---			---	---	---	---	---
		19-Mar-01		8.95	1.7	---			8.32	17.72	53,240	1.31	1.9
		13-Jun-01		---	---	---			---	---	---	---	---
		04-Sep-01		8.65	2	41.25			6.66	18.21	52,840	0.19	-59.6
		17-Dec-01		7.67	2.98	---			---	---	---	---	---
		01-Apr-02		7.63	3.02	---			6.6	17.45	46,432	0.12	-189.4
		10-Jun-02		8.35	2.3	---			---	---	---	---	---
		25-Sep-02		8.55	2.1	41.1			6.6	18.36	54,921	4.25	-148.2
		30-Dec-02		6.84	3.81	---			---	---	---	---	---
		12-Mar-03		7.85	2.8	---			6.3	18.07	55,063	0.64	-113
		16-Jun-03		7.97	2.68	---			---	---	---	---	---
		16-Sep-03		8.48	2.17	41.01			6.51	18.52	50,811	2	-195
		16-Dec-03		8.11	2.54	---			---	---	---	---	---
		17-Mar-04		7.53	3.12	---			6.49	18.41	54,455	0.24	-162
		21-Jun-04		8.36	2.29	---			---	---	---	---	---
		27-Sep-04		8.44	2.21	41			6.46	18.43	54,235	0.4	-36
20-Dec-04		7.82	2.83	---			---	---	---	---	---		
28-Mar-05		6.72	3.93	---			6.54	18.61	47,411	0.18	-55		

Appendix B
Summary of Field Parameters
Former Romic Environmental Technologies Corporation
East Palo Alto, California
Groundwater Monitoring Report

Well	Date Installed	Date Measured	Top of Casing Elevation (ft msl)	Depth to Water (feet)	Groundwater Elevation (ft msl)	Measured Depth of Well (ft bgs)	Screened Interval (ft bgs)	Casing Diameter (inches)	Field Measurements				
									pH	Temp. (°C)	SC (µS/cm)	DO (mg/L)	ORP (mv)
RW-11B (cont)		06-Jun-05		8.59	2.06	---			---	---	---	---	---
		16-Aug-05		7.96	2.69	41.1			7.57	18.93	56,545	0.09	-175.8
		28-Nov-05		8.25	2.4	---			---	---	---	---	---
		22-Mar-06		6.30	4.35	---			6.61	17.33	52,148	0.54	-68.8
		14-Jun-06		7.48	3.17	---			---	---	---	---	---
		20-Sep-06		8.07	2.58	---			6.73	19.68	56,104	0.44	-46.7
		04-Dec-06		7.70	2.95	---			---	---	---	---	---
		13-Mar-07		7.59	3.06	---			6.48	15.55	44,190	1.87	-25.9
		18-Jun-07		7.82	2.83	---			---	---	---	---	---
		24-Sep-07		8.30	2.35	41			6.81	19.68	51,445	0.21	-30
		17-Mar-08		7.37	3.28	---			6.58	15.18	53,942	1.87	16.3
		23-Jun-08		8.04	2.61	---			---	---	---	---	---
		16-Sep-08		8.04	2.61	41.03			6.57	18.14	54,757	2.98	-161.1
		15-Dec-08		7.65	3	---			---	---	---	---	---
		16-Mar-09		7.06	3.59	---			6.88	19.52	56,786	2.44	-67.7
		21-Sep-09		8.14	2.51	---			6.77	18.4	50,794	1.89	-20.8
		22-Mar-10		7.16	3.49	---			6.64	16.93	55,196	2.91	-53.9
	14-Sep-10		8.01	2.64	---			6.94	18.7	56,470	0.34	-183.5	
	03-Dec-10		7.57	3.08	---	41.32		---	---	---	---	---	

Appendix B
Summary of Field Parameters
Former Romic Environmental Technologies Corporation
East Palo Alto, California
Groundwater Monitoring Report

Well	Date Installed	Date Measured	Top of Casing Elevation (ft msl)	Depth to Water (feet)	Groundwater Elevation (ft msl)	Measured Depth of Well (ft bgs)	Screened Interval (ft bgs)	Casing Diameter (inches)	Field Measurements				
									pH	Temp. (°C)	SC (µS/cm)	DO (mg/L)	ORP (mv)
RW-14B	06-Jun-91	11-Sep-00	9.12	7.61	1.51	42.51	25.4-40.0	2	6.86	18.57	16,920	0.6	232.3
		04-Dec-00		7.48	1.64	---			---	---	---	---	---
		19-Mar-01		6.38	2.74	---			7.97	18.16	15,710	0.74	15.3
		13-Jun-01		---	---	---			---	---	---	---	---
		04-Sep-01		7.20	1.92	42.55			5.82	18.93	26,795	0.28	-100.3
		17-Dec-01		6.31	2.81	---			---	---	---	---	---
		01-Apr-02		6.27	2.85	---			6.73	17.44	26,280	0.34	-232.9
		10-Jun-02		6.88	2.24	---			---	---	---	---	---
		24-Sep-02		7.05	2.07	42.45			6.43	20.4	47,621	0.1	36.1
		30-Dec-02		5.22	3.9	---			---	---	---	---	---
		11-Mar-03		6.47	2.65	---			6.55	17.83	48,565	0.91	-61.1
		16-Jun-03		6.63	2.49	---			---	---	---	---	---
		16-Sep-03		7.09	2.03	42.5			6.5	19.81	43,300	0.07	159.1
		16-Dec-03		6.76	2.36	---			---	---	---	---	---
		16-Mar-04		6.26	2.86	---			---	---	---	---	---
		21-Jun-04		7.01	2.11	---			---	---	---	---	---
		28-Sep-04		7.19	1.93	42.48			6.54	20.7	46,851	0.18	2.2
		20-Dec-04		6.61	2.51	---			---	---	---	---	---
		28-Mar-05		5.50	3.62	---			---	---	---	---	---
		06-Jun-05		6.44	2.68	---			---	---	---	---	---
16-Aug-05		6.75	2.37	42.51			6.47	20.79	41,485	0.19	-102.8		
28-Nov-05		7.03	2.09	---			---	---	---	---	---		
22-Mar-06		5.09	4.03	---			6.94	18.72	39,040	0.15	-182		
14-Jun-06		6.31	2.81	---			---	---	---	---	---		
20-Sep-06		6.84	2.28	---			6.6	19.87	51,334	0.15	-133.6		
04-Dec-06		6.67	2.45	---			---	---	---	---	---		
13-Mar-07		6.40	2.72	---			---	---	---	---	---		

Appendix B
Summary of Field Parameters
Former Romic Environmental Technologies Corporation
East Palo Alto, California
Groundwater Monitoring Report

Well	Date Installed	Date Measured	Top of Casing Elevation (ft msl)	Depth to Water (feet)	Groundwater Elevation (ft msl)	Measured Depth of Well (ft bgs)	Screened Interval (ft bgs)	Casing Diameter (inches)	Field Measurements				
									pH	Temp. (°C)	SC (µS/cm)	DO (mg/L)	ORP (mv)
RW-14B (cont)		18-Jun-07		6.77	2.35	---			---	---	---	---	---
		24-Sep-07		7.14	1.98	42.35			6.4	20.8	50,478	0.3	28.9
		23-Jun-08		6.93	2.19	---			---	---	---	---	---
		16-Sep-08		6.72	2.4	42.7			6.46	20.6	54,149	0.57	-230.6
		21-Sep-09		6.77	2.35	---			6.62	21.2	56,489	0.89	-33.2
		14-Sep-10		7.01	2.11	---			6.4	19.51	55,891	0.88	32.5
		03-Dec-10		6.52	2.60	42.4			---	---	---	---	---
RW-16B	03-Jun-91	11-Sep-00	8.97	7.24	1.73	41.85	25.4-40.2	2	6.49	17.98	21,760	0.57	22.1
		04-Dec-00		7.14	1.83	---			---	---	---	---	---
		19-Mar-01		5.90	3.07	---			9.5	17.32	19,560	0.82	26.7
		15-Jun-01		6.81	2.16	---			---	---	---	---	---
		04-Sep-01		7.00	1.97	41.89			6.8	20.04	2,237	---	-45
		17-Dec-01		6.01	2.96	---			---	---	---	---	---
		01-Apr-02		5.79	3.18	---			6.68	17.32	20,140	0.18	-113.2
		10-Jun-02		6.49	2.48	---			---	---	---	---	---
		25-Sep-02		6.81	2.16	41.8			6.67	19.13	24,930	4.21	-193.7
		30-Dec-02		4.72	4.25	---			---	---	---	---	---
		11-Mar-03		---	---	---			6.59	18.03	21,709	0.1	-73.2
		16-Jun-03		6.27	2.7	---			---	---	---	---	---
		16-Sep-03		6.80	2.17	41.79			6.45	19.47	35,255	0.1	70
		16-Dec-03		6.37	2.6	---			---	---	---	---	---
		18-Mar-04		5.91	3.06	---			6.63	20.13	37,988	0.17	-68.1
		21-Jun-04		6.71	2.26	---			---	---	---	---	---
		27-Sep-04		6.91	2.06	41.7			6.76	20.47	22,220	0.18	-10.1
		20-Dec-04		6.38	2.59	---			---	---	---	---	---
28-Mar-05		4.64	4.33	---			6.48	18.03	29,619	0.17	-63.3		
06-Jun-05		5.70	3.27	---			---	---	---	---	---		

Appendix B
Summary of Field Parameters
Former Romic Environmental Technologies Corporation
East Palo Alto, California
Groundwater Monitoring Report

Well	Date Installed	Date Measured	Top of Casing Elevation (ft msl)	Depth to Water (feet)	Groundwater Elevation (ft msl)	Measured Depth of Well (ft bgs)	Screened Interval (ft bgs)	Casing Diameter (inches)	Field Measurements				
									pH	Temp. (°C)	SC (µS/cm)	DO (mg/L)	ORP (mv)
RW-16B (cont)		16-Aug-05		6.41	2.56	41.75			6.33	22.5	24,066	0.14	-117.3
		28-Nov-05		6.64	2.33	---			---	---	---	---	---
		22-Mar-06		4.21	4.76	---			6.62	18.08	29,420	0.12	-196
		14-Jun-06		5.99	2.98	---			---	---	---	---	---
		20-Sep-06		6.60	2.37	---			6.76	19.87	22,266	0.86	-7.6
		04-Dec-06		6.59	2.38	---			---	---	---	---	---
		13-Mar-07		5.91	3.06	---			6.59	17.81	19,721	1.05	18.9
		18-Jun-07		---	---	---			---	---	---	---	---
		24-Sep-07		6.99	1.98	49.91			6.86	20.16	20,276	0.32	1.2
		17-Mar-08		5.66	3.31	---			6.59	15.55	26,683	0.83	124.1
		23-Jun-08		6.60	2.37	---			---	---	---	---	---
		15-Sep-08		6.83	2.14	41.8			6.57	19.75	16,122	0.18	-247.3
		17-Mar-09		5.65	3.32	---			6.81	19.01	34,519	0.48	-78.2
		21-Sep-09		6.80	2.17	---			6.75	19.7	26,509	0.78	-41.1
		22-Mar-10		5.31	3.66	---			6.57	19.27	31,492	1.40	-87.4
	14-Sep-10		6.59	2.38	---			6.52	21.46	33,222	2.55	-55.5	
	03-Dec-10		6.16	2.81	41.72			---	---	---	---	---	
RW-17B	23-Jan-01	19-Mar-01	5.65	3.20	2.45	---	33.0-43.0	2	11.26	19.69	44,490	-0.72	-209.7
		13-Jun-01		3.90	1.75	---			6.42	22.33	46,630	7.9	-154
		04-Sep-01		4.02	1.63	42.02			6.12	20.75	45,051	0.66	-120.2
		17-Dec-01		3.47	2.18	---			6.45	20.02	47,010	---	-361.6
		01-Apr-02		3.05	2.6	---			6.26	20.85	56,312	0.04	-305.8
		10-Jun-02		3.65	2	---			6.34	22.07	48,713	---	-399.5
		26-Sep-02		3.86	1.79	41.8			6.33	21.32	49,660	0.44	-325.5
		03-Jan-03		2.05	3.6	---			6.18	19.69	47,623	MM	-285.6
		07-Feb-03		3.13	2.52	---			5.64	20.32	38,129	---	-257
		12-Mar-03		3.15	2.5	---			6.25	20.2	46,776	0.08	-337.2
		18-Jun-03		3.34	2.31	---			6.06	22.4	48,416	10.61	-339.1
		18-Sep-03		3.84	1.81	41.66			6.15	22.14	46,654	0.8	-341.2

Appendix B
Summary of Field Parameters
Former Romic Environmental Technologies Corporation
East Palo Alto, California
Groundwater Monitoring Report

Well	Date Installed	Date Measured	Top of Casing Elevation (ft msl)	Depth to Water (feet)	Groundwater Elevation (ft msl)	Measured Depth of Well (ft bgs)	Screened Interval (ft bgs)	Casing Diameter (inches)	Field Measurements				
									pH	Temp. (°C)	SC (µS/cm)	DO (mg/L)	ORP (mv)
RW-17B (cont)		18-Dec-03		3.62	2.03	---			5.76	21.55	42,473	3.78	-376.1
		18-Mar-04		1.22	4.43	---			6.05	20.17	45,939	0.27	-330.1
		25-Jun-04		3.98	1.67	---			6.07	23.71	38,813	0.06	-256.5
		27-Sep-04		5.55	0.1	41.7			6.04	22.04	45,971	0.87	-250.3
		20-Dec-04		---	---	---			5.8	21.25	37,373	0.16	-272.2
		28-Mar-05		1.36	4.29	---			7.00	19.1	1,705	0.09	-53.5
		06-Jun-05		2.31	3.34	---			5.83	20.99	40,014	0.08	-310.1
		16-Aug-05		3.55	2.1	41.7			10.22	22.66	45,835	0.01	-294
		28-Nov-05		3.75	1.9	41.7			6.17	21.08	46,200	0.1	-178.4
		22-Mar-06		1.81	3.84	---			6.40	20.1	47,509	0.04	-343
		14-Jun-06		3.02	2.63	---			6.34	21.15	41,727	0.05	-342
		20-Sep-06		3.68	1.97	---			6.48	23.44	47,548	0.1	-308.1
		04-Dec-06		3.50	2.15	---			6.02	20.23	46,561	0.22	-389.1
		13-Mar-07		2.56	3.09	---			6.63	20.43	42,688	1.38	-338.7
		18-Jun-07		3.40	2.25	---			5.59	22.97	43,027	0.44	-336.8
		24-Sep-07		4.12	1.53	41.8			5.20	23.36	42,273	2.35	-81
		12-Dec-07		4.02	1.63	41.81			6.09	17.66	42,859	0.26	-148.7
		17-Mar-08		3.47	2.18	---			5.80	17.74	45,038	1.35	-63.9
		25-Jun-08		3.40	2.25	---			6.68	18.6	55,309	0.96	-115
		17-Sep-08		4.28	1.37	41.8			5.82	24.61	46,626	0.49	-184.6
		16-Dec-08		3.71	1.94	---			6.38	19.1	40,498	1.2	-94
		16-Mar-09		3.73	1.92	---			6.98	19.63	49,178	0.64	-142.4
		22-Jun-09		3.24	2.41	---			6.15	20.3	46,577	0.68	-126
		21-Sep-09		3.41	2.24	---			6.45	21	44,416	1.37	-90.6
		15-Dec-09		3.04	2.61	---			6.43	18.61	45,016	0.19	-164.8
	26-Mar-10		2.20	3.45	---			6.98	18.18	1,384	0.78	-122.8	
	21-Jun-10		2.70	2.95	---			6.32	19.51	25,889	1.12	-89.8	
	14-Sep-10		3.08	2.57	---			6.37	22.24	33,257	1.74	-163.9	
	03-Dec-10		3.40	2.25	41.8			6.30	18.4	32,197	0.21	-105.9	

Appendix B
Summary of Field Parameters
Former Romic Environmental Technologies Corporation
East Palo Alto, California
Groundwater Monitoring Report

Well	Date Installed	Date Measured	Top of Casing Elevation (ft msl)	Depth to Water (feet)	Groundwater Elevation (ft msl)	Measured Depth of Well (ft bgs)	Screened Interval (ft bgs)	Casing Diameter (inches)	Field Measurements				
									pH	Temp. (°C)	SC (µS/cm)	DO (mg/L)	ORP (mv)
RW-18B	23-Jan-01	19-Mar-01	5.58	3.11	2.47	---	33.0-43.0	2	9.39	19.39	43,880	3.3	8.9
		13-Jun-01		3.89	1.69	---			6.27	21.75	45,790	7.45	-243.8
		04-Sep-01		3.92	1.66	42.1			6.03	20.52	45,621	0.38	-114.7
		17-Dec-01		3.15	2.43	---			6.2	19.78	45,890	---	-391.4
		01-Apr-02		2.95	2.63	---			6.19	20.86	52,691	---	-382.6
		10-Jun-02		3.54	2.04	---			6.33	21.37	45,888	---	-365.7
		26-Sep-02		3.72	1.86	41.89			6.35	21.38	48,045	0.57	-264.8
		03-Jan-03		1.95	3.63	---			6.08	19.24	46,925	MM	-261.8
		07-Feb-03		3.15	2.43	---			6.02	19.05	35,719	---	-261
		12-Mar-03		3.06	2.52	---			6.79	20.2	46,709	0.01	-356.8
		17-Jun-03		3.23	2.35	---			6.17	21.68	45,896	0.78	-320
		18-Sep-03		3.57	2.01	41.95			6.14	21.26	46,242	1.2	-349.5
		18-Dec-03		3.47	2.11	---			5.92	19.95	42,166	0.45	-321.9
		18-Mar-04		1.62	3.96	---			6.06	19.17	45,190	0.27	-332.1
		23-Jun-04		3.58	2	---			6.29	22.12	41,884	0.09	-365.4
		27-Sep-04		4.23	1.35	41.9			6.18	22.94	44,676	0.25	-345.3
		20-Dec-04		4.01	1.57	---			6.28	20.47	35,318	0.04	-265.7
		28-Mar-05		1.25	4.33	---			7.35	18.54	3,890	0.14	-287.6
		06-Jun-05		3.34	2.24	---			5.75	20.39	39,699	0.11	-245.1
		16-Aug-05		3.61	1.97	41.9			6.02	22.98	42,607	0	-142.9
		28-Nov-05		4.05	1.53	41.9			6.53	20.76	44,211	0.06	-157.3
		22-Mar-06		2.06	3.52	---			6.66	19.8	40,920	0.04	-206
		14-Jun-06		3.15	2.43	---			6.55	20.69	39,541	0.04	-199
		20-Sep-06		3.60	1.98	---			6.53	20.99	47,248	0.06	-271.8
04-Dec-06		3.40	2.18	---	6.2	19.98	45,757	0.31	-107				
13-Mar-07		2.92	2.66	---	6.64	19.41	41,693	1.29	-113.5				
18-Jun-07		3.55	2.03	---	4.93	22.37	39,745	0.61	-199.1				
24-Sep-07		4.06	1.52	42	5.49	24.44	39,587	0.64	-208.9				
11-Dec-07		3.60	1.98	42	7.4	20.08	41,466	0.8	-165.9				

Appendix B
Summary of Field Parameters
Former Romic Environmental Technologies Corporation
East Palo Alto, California
Groundwater Monitoring Report

Well	Date Installed	Date Measured	Top of Casing Elevation (ft msl)	Depth to Water (feet)	Groundwater Elevation (ft msl)	Measured Depth of Well (ft bgs)	Screened Interval (ft bgs)	Casing Diameter (inches)	Field Measurements				
									pH	Temp. (°C)	SC (µS/cm)	DO (mg/L)	ORP (mv)
RW-18B (cont)		17-Mar-08		3.05	2.53	---			6.62	14.92	44,070	0.97	-200.1
		24-Jun-08		3.52	2.06	---			6.51	22.9	44,983	0.88	-211.4
		17-Sep-08		4.24	1.34	41.93			6.34	22.42	44,080	0.51	-225.8
		16-Dec-08		3.74	1.84	---			6.33	13.6	39,406	0.94	-139
		16-Mar-09		3.36	2.22	---			6.62	17.23	47,040	1.02	-122.3
		21-Sep-09		---	---	---			---	---	---	---	---
		15-Dec-09		---	---	---			---	---	---	---	---
		22-Mar-10		---	---	---			---	---	---	---	---
		21-Jun-10		---	---	---			---	---	---	---	---
		14-Sep-10		---	---	---			---	---	---	---	---
	03-Dec-10		---	---	---			---	---	---	---	---	
RW-19B	17-Mar-05	30-Mar-05		5.68	---	39.25	30.0-39.5	2	6.4	20.84	49,154	0.1	2.5
		06-Jun-05		7.02	---	---			5.81	20.72	43,575	0.05	-340.2
		16-Aug-05		7.06	---	39			10.87	22.04	51,568	0.02	-352.3
		28-Nov-05		7.20	---	39			6.29	20.32	50,488	0.03	-252.9
		22-Mar-06		6.41	---	---			6.1	19.82	51,575	0.03	-352.1
		14-Jun-06		6.70	---	---			6.07	21.25	46,264	0.08	-206
		20-Sep-06		7.27	---	39			6.18	23.64	53,017	2.6	-432.4
		04-Dec-06		6.75	---	---			6	20.71	51,646	10.33	-425
		13-Mar-07		7.04	---	---			6.51	20.51	48,089	1.08	-257.1
		18-Jun-07		7.05	---	---			6.35	23.02	52,003	0.58	-490.1
		24-Sep-07		7.00	---	38.63			6.21	27.2	51,403	0.29	-290.3
		12-Dec-07		6.81	---	38.6			6.72	19.65	53,858	0.57	-371.1
		17-Mar-08		6.14	---	---			6.35	18.9	55,112	3.25	-165.8
		26-Jun-08		7.06	---	---			6.41	20.7	55,977	2.38	-172.1
		18-Sep-08		7.44	---	38.4			6.19	21.13	61,767	0.57	-332.2
		17-Dec-08		7.07	---	---			6.4	18.4	60,045	3.01	-120
		16-Mar-09		7.00	---	---			6.34	19.05	60,788	0.55	-246.1
22-Jun-09		7.00	---	---			6.25	23.5	59,002	3.24	-132.3		

Appendix B
Summary of Field Parameters
Former Romic Environmental Technologies Corporation
East Palo Alto, California
Groundwater Monitoring Report

Well	Date Installed	Date Measured	Top of Casing Elevation (ft msl)	Depth to Water (feet)	Groundwater Elevation (ft msl)	Measured Depth of Well (ft bgs)	Screened Interval (ft bgs)	Casing Diameter (inches)	Field Measurements					
									pH	Temp. (°C)	SC (µS/cm)	DO (mg/L)	ORP (mv)	
RW-19B (cont)		21-Sep-09		7.11	---	---			6.32	22.4	56,207	3.05	-104.2	
		17-Dec-09		6.70	---	---			6.30	19.57	577,619	0.28	-185.1	
		26-Mar-10		6.64	---	---			6.14	19.43	61,980	3.17	-101.3	
		21-Jun-10		7.26	---	---			6.38	21.11	60,208	1.62	-200.3	
		14-Sep-10		7.25	2.14				6.40	21.3	60,324	0.14	-188	
		03-Dec-10		7.09	2.30		38.6		5.94	18.3	54,093	0.59	-249.3	
RW-20B		04-Dec-06							6.30	16.99	51,638	0.54	-76.9	
		15-Mar-07							6.57	19.14	43,212	1.09	-238.8	
		18-Jun-07							FP	FP	FP	FP	FP	
		27-Sep-07							FP	FP	FP	FP	FP	
		20-Mar-08							FP	FP	FP	FP	FP	
		18-Sep-08							FP	FP	FP	FP	FP	
		17-Dec-08							FP	FP	FP	FP	FP	
		22-Mar-10		7.17	FP	FP			FP	FP	FP	FP	FP	
		21-Jun-10		7.99	FP	FP			FP	FP	FP	FP	FP	
		14-Sep-10		11.72	4.49	FP			FP	FP	FP	FP	FP	
		03-Dec-10		11.29	FP	FP			FP	FP	FP	FP	FP	
	RW-21B		24-Sep-07	10.16	8.04	2.12	36.73			6.63	20.36	50,359	1.27	-201.9
			12-Dec-07		8.09	2.07	39.7			6.91	17.39	50,001	0.81	-12.3
			17-Mar-08		7.04	3.12	---			6.25	17.01	52,849	3.01	-49.3
		25-Jun-08		7.36	2.8	---			6.4	21.6	53,022	2.35	-55.1	
		18-Sep-08		7.71	2.45	32.92			6.42	19.88	55,535	1.01	-211.3	
		17-Dec-08		7.12	3.04	---			6.08	15.9	53,844	2.87	-36	
		16-Mar-09	10.16	6.95	3.21	---			6.55	17.97	55,917	1.27	-127.2	
		22-Jun-09		7.23	2.93	---			6.44	19.1	54,102	2.2	-81.2	
		21-Sep-09		7.57	2.59	---			6.49	19.9	51,885	2.32	-66.8	
		16-Dec-09		6.74	3.42	---			6.45	18.37	53,251	0.44	-59	
		26-Mar-10		6.85	3.31	---			6.20	17.01	54,694	1.15	-71	
		21-Jun-10		7.20	2.96	---			6.41	18.78	54,206	1.05	-107	
		14-Sep-10		6.70	3.46	---			6.75	21.1	5,460	0.15	-158.9	
		03-Dec-10		7.10	3.06		39.77		6.71	17.0	52,109	2.81	-198.5	

Appendix B
Summary of Field Parameters
Former Romic Environmental Technologies Corporation
East Palo Alto, California
Groundwater Monitoring Report

Well	Date Installed	Date Measured	Top of Casing Elevation (ft msl)	Depth to Water (feet)	Groundwater Elevation (ft msl)	Measured Depth of Well (ft bgs)	Screened Interval (ft bgs)	Casing Diameter (inches)	Field Measurements				
									pH	Temp. (°C)	SC (µS/cm)	DO (mg/L)	ORP (mv)
RW-22B		24-Sep-07	8.14	6.21	1.93	35.73			6.63	20.59	61,711	2.12	-10.7
		11-Dec-07		5.76	2.38	38			7.19	18.63	62,337	0.51	10.2
		17-Mar-08		5.65	2.49	---			5.99	17.79	63,446	3.91	-127
		26-Jun-08		6.01	2.13	---			6.15	20.7	62,711	3.72	-134.7
		18-Sep-08		6.13	2.01	33.48			6.49	19.49	66,501	0.32	-291.1
		17-Dec-08		5.84	2.3	---			6.44	18.1	61,973	1.15	-13
		16-Mar-09		6.42	1.72	---			6.68	19.06	63,874	0.97	-143.6
		22-Jun-09		5.72	2.42	---			6.62	20.5	61,633	3.2	-122.3
		21-Sep-09		5.88	2.26	---			6.58	19.9	57,116	0.95	-131.2
		17-Dec-09		5.45	2.69	---			6.48	18.22	57,530	0.57	-183.5
		24-Mar-10		5.06	3.08	---			6.34	17.94	67,122	0.94	-136.3
		21-Jun-10		5.85	2.29	---			6.45	18.77	64,998	1.71	-115.4
		14-Sep-10		6.11	2.03	---			6.39	19.7	62,583	2.04	-44.2
03-Dec-10	5.71	2.43	39	6.50	18.4	66,416	1.56	-167.2					
EW-1B	06-Jul-98	11-Sep-00	---	---	---	---	24.0-39.0	4	---	---	---	---	---
		04-Dec-00	---	---	---	---			---	---	---	---	
		16-Jun-03	3.98	---	35.8	6.58			21.93	38,220	12.89	-122.2	
		17-Sep-03	4.53	---	36.1	7.14			25.38	39,457	1.3	-186.8	
		17-Dec-03	4.19	---	---	6.53			19.49	36,831	0.5	-24.5	
		17-Mar-04	3.75	---	---	6.74			20.74	39,042	0.16	-45.7	
		25-Jun-04	4.51	---	---	7.03			21.85	34,661	0.06	-207.4	
		29-Sep-04	---	---	---	7.08			20.84	40,272	0.13	-154.8	
		20-Dec-04	---	---	---	6.79			19.7	38,283	0.12	-175.4	
		28-Mar-05	---	---	---	6.72			19.66	39,403	0.04	-76.3	
		06-Jun-05	3.83	---	---	6.31			20.13	38,814	0.08	-300.9	
		16-Aug-05	---	---	---	9.85			22.82	35,151	0.01	-314.4	
		28-Nov-05	---	---	---	6.66			20.12	43,802	0.13	-248.7	
		22-Mar-06	2.28	---	---	6.24			19.22	44,913	0.05	-322.5	
14-Jun-06	3.71	---	---	6.22	20.7	38,911	0.04	-319					

Appendix B
Summary of Field Parameters
Former Romic Environmental Technologies Corporation
East Palo Alto, California
Groundwater Monitoring Report

Well	Date Installed	Date Measured	Top of Casing Elevation (ft msl)	Depth to Water (feet)	Groundwater Elevation (ft msl)	Measured Depth of Well (ft bgs)	Screened Interval (ft bgs)	Casing Diameter (inches)	Field Measurements				
									pH	Temp. (°C)	SC (µS/cm)	DO (mg/L)	ORP (mv)
EW-1B (cont)		20-Sep-06	5.70	4.48	---	36.1			6.35	22.2	55,516	0.07	-238.2
		04-Dec-06		4.10	---	---			---	---	---	---	---
		13-Mar-07		3.74	---	---			6.63	20.46	42,790	1.27	-387.2
		18-Jun-07		4.21	---	---			5.84	22.94	46,361	0.45	-436.4
		24-Sep-07		4.44	---	---			6.42	24.34	48,345	0.74	-338.1
		12-Dec-07		4.34	---	---			6.75	19.6	46,038	0.6	-386.1
		17-Mar-08		3.69	---	---			6.11	18.52	47,994	5.4	-344.1
		26-Jun-08		4.31	---	---			6.29	21.6	51,629	7.26	-233.1
		17-Sep-08		4.40	---	---			6.04	21.58	53,847	0.52	-316.6
		17-Dec-08		4.19	---	---			6.58	17.4	53,298	5.23	-258
		20-Mar-09		3.70	2	---			6.56	18.99	53,997	1.22	-303.8
		25-Jun-09		3.98	1.72	---			6.45	22.4	51,236	4.84	-283.2
		21-Sep-09		4.70	1	---			6.5	21.2	48,949	0.99	-164
		21-Sep-09		3.23	2.47	---			6.43	19.1	38,793	0.24	-139.5
		26-Mar-10		3.07	2.63	---			7.11	17.27	46,477	0.31	-199.4
		21-Jun-10		3.58	2.12	---			6.88	19.46	10,916	0.6	-208.7
	14-Sep-10	3.82	1.88	---			6.61	20.9	30,190	1.34	-107.6		
	03-Dec-10	3.28	2.42	---		17.91		6.50	19.1	37,092	1.25	-211.3	
EW-2B	20-Nov-99	11-Sep-00		---	---	---	23.0-38.0	2	---	---	---	---	---
		04-Dec-00		---	---	---			---	---	---	---	
		17-Dec-01		---	---	---			---	---	---	---	
		01-Apr-02		---	---	---			---	---	---	---	
		23-Sep-02		---	---	---			---	---	---	---	
		30-Dec-02		---	---	---			---	---	---	---	
		16-Jun-03		---	---	---			7.13	21.41	29,585	3.42	-159.2
		15-Sep-03		---	---	---			7.28	23.97	30,155	0.8	-196
		17-Sep-03		5.51	---	---	39.55		7.28	23.97	30,155	0.8	-196
		17-Dec-03		5.21	---	---	---		6.54	20.1	29,899	0.37	-80.1
		17-Mar-04		4.81	---	---	---		6.8	20.34	30,947	0.22	-103

Appendix B
Summary of Field Parameters
Former Romic Environmental Technologies Corporation
East Palo Alto, California
Groundwater Monitoring Report

Well	Date Installed	Date Measured	Top of Casing Elevation (ft msl)	Depth to Water (feet)	Groundwater Elevation (ft msl)	Measured Depth of Well (ft bgs)	Screened Interval (ft bgs)	Casing Diameter (inches)	Field Measurements					
									pH	Temp. (°C)	SC (µS/cm)	DO (mg/L)	ORP (mv)	
EW-2B (cont)		24-Jun-04		5.58	---	---			6.66	21.67	28,566	0.09	-155.9	
		29-Sep-04		---	---	---			7.39	22.49	32,216	0.15	-155.8	
		20-Dec-04		---	---	---			7.13	19.97	30,584	0.31	-107.9	
		28-Mar-05		---	---	---			6.93	19.22	31,444	0.09	-36.1	
		06-Jun-05			4.82	---	---			6.19	20.5	31,199	0.11	-152.1
		16-Aug-05			---	---	---			10.5	21.64	43,272	0.01	-338
		28-Nov-05			---	---	---			7.15	20.19	35,533	0.17	-197.6
		22-Mar-06			3.36	---	---			6.61	17.7	35,421	0.9	-328.3
		14-Jun-06			3.41	---	---			6.11	21.21	30,859	0.11	-324
		20-Sep-06			5.30	---	40.1			6.51	22.76	54,911	0.06	-236.6
		04-Dec-06			5.18	---	---			---	---	---	---	---
		13-Mar-07			4.89	---	---			6.65	19.86	47,315	0.95	-281.2
		18-Jun-07			5.40	---	---			5.72	20.74	47,899	0.65	-220.5
		24-Sep-07			5.44	---	---			6.27	23.12	48,077	0.88	-324.5
		12-Dec-07			5.40	---	---			6.74	18.57	49,187	0.96	-405.6
		17-Mar-08			4.82	---	---			6.19	18.45	50,615	8.53	-216.4
		25-Jun-08			5.42	---	---			6.23	23.2	48,882	6.19	-226.3
		18-Sep-08			5.48	---	---			5.83	21.7	48,888	0.66	-240.5
		17-Dec-08			5.07	---	---			4.58	15.9	48,126	7.51	-218
		20-Mar-09		6.22	4.87	1.35	---			6.43	18.38	56,743	1.94	-247.5
		25-Jun-09			5.23	0.99	---			6.05	20.8	54,912	7.2	-90.6
		21-Sep-09			5.41	0.81	---			6.32	20.6	52,988	5.24	-72.1
		16-Dec-09			4.80	1.42	---			6.29	18.78	54,517	0.29	-137.5
		26-Mar-10			4.66	1.56	---			6.20	18.31	57,785	0.88	-141.2
	21-Jun-10			5.00	1.22	---			6.22	20.36	56,493	0.92	-135.9	
	14-Sep-10			5.30	0.92	---			6.33	21.14	57,072	1.39	-104.4	
	03-Dec-10			4.77	1.45	39.58			5.90	18.9	54,114	0.22	-249.9	

Appendix B
Summary of Field Parameters
Former Romic Environmental Technologies Corporation
East Palo Alto, California
Groundwater Monitoring Report

Well	Date Installed	Date Measured	Top of Casing Elevation (ft msl)	Depth to Water (feet)	Groundwater Elevation (ft msl)	Measured Depth of Well (ft bgs)	Screened Interval (ft bgs)	Casing Diameter (inches)	Field Measurements				
									pH	Temp. (°C)	SC (µS/cm)	DO (mg/L)	ORP (mv)
RW-2C	04-Jun-91	11-Sep-00	9.59	7.41	2.18	71.71	57.8-72.4	4	7.05	18.67	27,090	0.19	104.8
		04-Dec-00		7.46	2.13	---			6.98	17.97	27,610	0.14	-34.3
		19-Mar-01		6.48	3.11	---			9.3	17.9	26,120	0.51	34.4
		13-Jun-01		6.97	2.62	---			7.01	18.48	26,880	14.27	-47.8
		04-Sep-01		6.64	2.95	71.95			7.26	18.63	26,530	0.11	-194.5
		17-Dec-01		6.08	3.51	---			7.53	17.81	26,630	0.7	-109.1
		01-Apr-02		6.48	3.11	---			7.06	17.8	23,635	0.16	-221.4
		10-Jun-02		6.81	2.78	---			7.14	21.83	27,219	0.2	-187.2
		25-Sep-02		6.78	2.81	71.78			7.02	18.58	27,367	5.29	-208.4
		02-Jan-03		5.58	4.01	---			7.08	17.44	22,099	MM	-90
		12-Mar-03		6.46	3.13	---			6.78	18.07	27,383	0.38	-212
		17-Jun-03		6.40	3.19	---			6.84	18.87	27,715	0.54	-103.1
		17-Sep-03		6.76	2.83	71.66			6.91	19.8	27,781	0.09	-100.6
		19-Dec-03		6.47	3.12	---			6.8	18.35	24,111	0.69	-75.2
		18-Mar-04		5.78	3.81	---			7.06	20.31	26,625	3.43	-261.9
		22-Jun-04		6.69	2.9	---			6.96	19.38	23,930	0.2	-173.3
		27-Sep-04		6.33	3.26	71.7			6.97	21.8	26,320	0.33	-196.5
		20-Dec-04		6.19	3.4	---			7.1	18	22,776	0.11	-157
		28-Mar-05		5.54	4.05	---			6.91	18.83	24,267	0.14	-235.6
		06-Jun-05		5.98	3.61	---			6.95	18.4	24,328	0.15	-240
		16-Aug-05		6.21	3.38	71.73			8.3	19.65	27,921	0.08	-219.6
		28-Nov-05		6.30	3.29	71.73			7.26	18.44	27,525	0.26	-55.7
		22-Mar-06		5.31	4.28	---			7.14	19.18	28,334	0.3	-216.5
		14-Jun-06		5.92	3.67	---			6.80	18.6	23,389	0.14	-115
		20-Sep-06		6.14	3.45	---			---	---	---	---	---
		04-Dec-06		5.60	3.99	---			7.62	20.66	19,710	0.86	6
		13-Mar-07		6.29	3.3	---			7.77	18.39	2,826	1.76	-103.7
		18-Jun-07		6.29	3.3	---			7.18	17.82	24,703	2.11	-212.7
		24-Sep-07		6.82	2.77	71.9			6.76	18.56	25,570	1.5	-9
		17-Mar-08		5.78	3.81	---			7.09	18.07	28,193	0.73	-137.8

Appendix B
Summary of Field Parameters
Former Romic Environmental Technologies Corporation
East Palo Alto, California
Groundwater Monitoring Report

Well	Date Installed	Date Measured	Top of Casing Elevation (ft msl)	Depth to Water (feet)	Groundwater Elevation (ft msl)	Measured Depth of Well (ft bgs)	Screened Interval (ft bgs)	Casing Diameter (inches)	Field Measurements				
									pH	Temp. (°C)	SC (µS/cm)	DO (mg/L)	ORP (mv)
RW-2C (cont)		23-Jun-08		6.35	3.24	---			7.38	20.2	27,853	0.66	-134.2
		16-Sep-08		4.81	4.78	72.1			7.33	20.76	29,852	0.62	-299.9
		15-Dec-08		5.65	3.94	---			7.08	18.1	26,443	0.8	-206
		16-Mar-09		5.56	4.03	---			7.58	17.89	29,670	1.16	-190.4
		22-Jun-09		5.74	3.85	---			7.52	21.3	27,882	6.92	-202
		21-Sep-09		6.00	3.59	---			7.40	21.9	29,243	0.75	-121.6
		14-Dec-09		5.44	4.15	---			7.37	18.4	27,514	0.85	-282.7
		22-Mar-10		5.45	4.14	---			7.06	17.98	27,401	0.53	-159
		21-Jun-10		6.00	3.59	---			6.99	19.29	28,936	0.98	-115.2
		14-Sep-10		5.98	3.61	---			8	20.8	29,070	0.18	-261.3
	03-Dec-10		5.48	4.11	71.91			7.08	18.9	28,933	0.39	-123.9	
RW-3C	25-Feb-92	11-Sep-00	8.14	5.64	2.5	68.62	57.0-72.0	4	7.01	18.76	11,060	0.7	13.6
		04-Dec-00		5.74	2.4	---			---	---	---	---	---
		19-Mar-01		4.48	3.66	---			8.25	17.51	10,610	0.63	7.1
		15-Jun-01		5.09	3.05	---			---	---	---	---	---
		04-Sep-01		5.40	2.74	68.8			7.22	18.68	10,720	0.21	-163
		17-Dec-01		4.52	3.62	---			---	---	---	---	---
		01-Apr-02		4.44	3.7	---			7.08	17.74	9,648	0.13	-183.7
		10-Jun-02		5.07	3.07	---			---	---	---	---	---
		24-Sep-02		5.25	2.89	68.5			7.08	20	10,994	0.32	-131.2
		30-Dec-02		3.35	4.79	---			---	---	---	---	---
		11-Mar-03		4.25	3.89	---			6.92	18.3	10,940	0.21	-83.2
		16-Jun-03		5.68	2.46	---			---	---	---	---	---
		16-Sep-03		5.04	3.1	68.7			6.8	19.19	10,403	1.3	-154.8
		16-Dec-03		4.74	3.4	---			---	---	---	---	---
		16-Mar-04		4.24	3.9	---			---	---	---	---	---
		21-Jun-04		4.82	3.32	---			---	---	---	---	---
		27-Sep-04		4.90	3.24	68.6			6.91	21.1	10,530	1.44	-104.8
20-Dec-04		4.45	3.69	---			---	---	---	---	---		

Appendix B
Summary of Field Parameters
Former Romic Environmental Technologies Corporation
East Palo Alto, California
Groundwater Monitoring Report

Well	Date Installed	Date Measured	Top of Casing Elevation (ft msl)	Depth to Water (feet)	Groundwater Elevation (ft msl)	Measured Depth of Well (ft bgs)	Screened Interval (ft bgs)	Casing Diameter (inches)	Field Measurements				
									pH	Temp. (°C)	SC (µS/cm)	DO (mg/L)	ORP (mv)
RW-3C (cont)		28-Mar-05		3.43	4.71	---			---	---	---	---	---
		06-Jun-05		4.26	3.88	---			---	---	---	---	---
		16-Aug-05		4.60	3.54	68.57			6.92	20.36	2,250	0.9	-76.9
		28-Nov-05		4.90	3.24	---			---	---	---	---	---
		22-Mar-06		3.03	5.11	---			7.64	18.05	1,991	2.04	-155.1
		14-Jun-06		4.08	4.06	---			---	---	---	---	---
		20-Sep-06		5.60	2.54	---			7.22	20.45	9,999	0.53	-15.3
		04-Dec-06		4.69	3.45	---			---	---	---	---	---
		13-Mar-07		4.21	3.93	---			5.53	19.44	28,637	1.49	-110.4
		18-Jun-07		4.55	3.59	---			---	---	---	---	---
		24-Sep-07		4.99	3.15	68.68			7.25	19.45	9,955	0.17	72.9
		23-Jun-08		4.81	3.33	---			---	---	---	---	---
		15-Sep-08		4.94	3.2	69			7.06	20.74	11,396	0.54	-233.6
		21-Sep-09		4.73	3.41	69			7.28	21.7	12,609	1.7	-112.4
		14-Sep-10		4.78	3.36	---			7.14	21.4	11,890	0.11	-274.7
	03-Dec-10		4.73	3.41	68.82			---	---	---	---	---	
RW-4C	20-Dec-96	11-Sep-00	10.56	8.52	2.04	74.68	65.3-74.6	2	6.97	18.69	34,320	0.16	189.8
		04-Dec-00		8.78	1.78	---			6.72	17.65	77,190	0.03	341.4
		19-Mar-01		8.34	2.22	---			9.4	17.51	33,110	0.48	43
		13-Jun-01		7.95	2.61	---			6.88	18.36	33,790	MM	68.4
		04-Sep-01		8.20	2.36	74.55			6.88	18.6	33,050	0.22	13.8
		17-Dec-01		6.93	3.63	---			---	---	---	---	---
		01-Apr-02		7.17	3.39	---			6.99	17.55	29,674	0.24	-59.4
		10-Jun-02		7.69	2.87	---			6.97	18.96	34,026	0.1	-68.2
		24-Sep-02		7.84	2.72	74.43			6.99	18.9	33,068	0.26	-58.2
		02-Jan-03		6.53	4.03	---			6.97	17.78	27,989	MM	33.4
		11-Mar-03		6.65	3.91	---			6.79	18.07	32,424	0.37	-48
		16-Jun-03		7.38	3.18	---			---	---	---	---	---
		17-Sep-03		7.58	2.98	74.67			6.83	19.11	34,647	0.09	170.6

Appendix B
Summary of Field Parameters
Former Romic Environmental Technologies Corporation
East Palo Alto, California
Groundwater Monitoring Report

Well	Date Installed	Date Measured	Top of Casing Elevation (ft msl)	Depth to Water (feet)	Groundwater Elevation (ft msl)	Measured Depth of Well (ft bgs)	Screened Interval (ft bgs)	Casing Diameter (inches)	Field Measurements				
									pH	Temp. (°C)	SC (µS/cm)	DO (mg/L)	ORP (mv)
RW-4C (cont)		16-Dec-03		7.26	3.3	---			---	---	---	---	---
		16-Mar-04		7.18	3.38	---			---	---	---	---	---
		21-Jun-04		7.66	2.9	---			---	---	---	---	---
		27-Sep-04		7.43	3.13	74.65			6.89	20.04	32,747	0.24	-57.9
		20-Dec-04		7.21	3.35	---			---	---	---	---	---
		28-Mar-05		7.03	3.53	---			---	---	---	---	---
		06-Jun-05		7.22	3.34	---			---	---	---	---	---
		16-Aug-05		7.35	3.21	74.62			7.77	19.19	35,190	0.07	-97.1
		28-Nov-05		7.59	2.97	---			---	---	---	---	---
		22-Mar-06		6.59	3.97	---			6.87	18.06	31,540	0.12	41.2
		14-Jun-06		6.95	3.61	---			---	---	---	---	---
		20-Sep-06		7.44	3.12	---			7.16	18.78	35,561	0.41	-5
		04-Dec-06		6.36	4.2	---			---	---	---	---	---
		13-Mar-07		6.53	4.03	---			---	---	---	---	---
		18-Jun-07		7.01	3.55	---			---	---	---	---	---
		24-Sep-07		7.03	3.53	74.6			6.84	20.02	33,299	0.14	-79.2
		23-Jun-08		7.21	3.35	---			---	---	---	---	---
		15-Sep-08		7.70	2.86	74.74			6.42	22.5	36,183	0.61	-290.8
		15-Dec-08		6.52	4.04	---			---	---	---	---	---
		21-Sep-09		6.36	4.2	---			6.39	20.1	31,708	0.88	-86.4
	14-Sep-10		7.18	3.38	---			6.58	21.7	34,930	2.81	-273.8	
	03-Dec-10		6.95	3.61	74.83			---	---	---	---	---	

Appendix B
Summary of Field Parameters
Former Romic Environmental Technologies Corporation
East Palo Alto, California
Groundwater Monitoring Report

Well	Date Installed	Date Measured	Top of Casing Elevation (ft msl)	Depth to Water (feet)	Groundwater Elevation (ft msl)	Measured Depth of Well (ft bgs)	Screened Interval (ft bgs)	Casing Diameter (inches)	Field Measurements				
									pH	Temp. (°C)	SC (µS/cm)	DO (mg/L)	ORP (mv)
RW-5C		15-Sep-03	7.83	5.57	2.26	59.05	50.0-60.0	2	---	---	---	---	---
		17-Dec-03		5.16	2.67	---			6.7	19.03	36,108	3.99	-133.3
		17-Mar-04		4.49	3.34	---			6.99	20.24	39,052	0.16	-251.4
		24-Jun-04		6.69	1.14	---			6.78	20.25	25,291	0.13	-169
		27-Sep-04		5.52	2.31	58.25			7.57	20.04	37,045	0.17	-242.2
		20-Dec-04		4.24	3.59	---			6.94	18.03	34,248	0.8	-140.6
		28-Mar-05		4.60	3.23	---			6.97	18.72	31,662	3.22	-39.5
		06-Jun-05		5.38	2.45	---			5.74	19.57	34,333	0.1	-422.3
		16-Aug-05		5.70	2.13	56.2			7.6	22.65	32,222	0.01	-177.7
		28-Nov-05		7.45	0.38	56.2			5.22	19.52	25,490	0.16	38.6
		22-Mar-06		4.57	3.26	---			5.52	19.48	26,098	0.04	-138.4
		14-Jun-06		5.65	2.18	---			6.08	20.38	26,221	0.04	-86
		20-Sep-06		5.57	2.26	---			5.73	20.31	28,605	2.4	-184.7
		04-Dec-06		4.32	3.51	---			5.78	19.35	26,214	0.14	-112.7
		13-Mar-07		11.22	-3.39	---			5.53	19.44	28,637	1.49	-110.4
		18-Jun-07		4.65	3.18	---			6.55	20.04	31,053	0.34	-181.4
		24-Sep-07		5.57	2.26	55.8			5.54	21.09	27,055	0.29	-82
		11-Dec-07		4.79	3.04	56			6.61	18.91	27,780	0.43	-133.6
		17-Mar-08		5.18	2.65	---			6.33	15.68	29,412	0.66	-140.8
		24-Jun-08		5.39	2.44	---			6.51	20.1	26,533	0.72	-156.7
		17-Sep-08		4.19	3.64	54.2			6.3	19.11	31,844	5.27	-189.6
		16-Dec-08		4.69	3.14	---			6.28	17.4	30,794	0.86	-91
		16-Mar-09		4.72	3.11	---			6.77	18.05	28,284	1.01	-251.6
		22-Jun-09		4.63	3.2	---			6.5	19.91	28,693	1.59	-249
		21-Sep-09		5.06	2.77	---			6.77	22.6	26,599	0.9	-201.4
		15-Dec-09		4.62	3.21	---			6.70	16.96	27,146	0.47	-288.2
	23-Mar-10		4.33	3.50	---			6.69	19.1	28,911	1.3	-186	
	21-Jun-10		4.69	3.14	---			6.62	19.01	30,376	1.09	-219.1	
	14-Sep-10		5.24	2.59	---			6.63	21.05	31,173	0.69	-219.7	
	03-Dec-10		3.04	4.79	56.65			6.71	19.2	30,229	0.57	-193.0	

Appendix B
Summary of Field Parameters
Former Romic Environmental Technologies Corporation
East Palo Alto, California
Groundwater Monitoring Report

Well	Date Installed	Date Measured	Top of Casing Elevation (ft msl)	Depth to Water (feet)	Groundwater Elevation (ft msl)	Measured Depth of Well (ft bgs)	Screened Interval (ft bgs)	Casing Diameter (inches)	Field Measurements				
									pH	Temp. (°C)	SC (µS/cm)	DO (mg/L)	ORP (mv)
RW-7C	22-Jan-97	11-Sep-00	8.58	7.11	1.47	73.39	58.34-72.9	2	6.90	18.30	47,020	0.70	171.5
		04-Dec-00		7.26	1.32	---			6.78	17.44	46,610	0.12	-13.3
		19-Mar-01		5.80	2.78	---			9.49	17.27	45,610	0.79	41.0
		13-Jun-01		6.27	2.31	---			6.79	18.37	46,070	MM	23.7
		04-Sep-01		6.40	2.18	73.40			6.54	17.67	44,123	0.16	-32.1
		17-Dec-01		5.40	3.18	---			---	---	---	---	---
		01-Apr-02		5.51	3.07	---			6.84	17.67	41,231	1.60	-52.3
		10-Jun-02		5.83	2.75	---			6.87	18.30	47,888	0.10	-62.5
		24-Sep-02		6.10	2.48	73.11			6.99	18.89	46,224	0.13	-99.9
		02-Jan-03		4.71	3.87	---			6.78	17.00	38,413	MM	37.5
		11-Mar-03		5.62	2.96	---			6.88	17.80	47,138	0.11	-104.2
		16-Jun-03		5.59	2.99	---			---	---	---	---	---
		16-Sep-03		5.89	2.69	73.35			6.74	17.88	43,423	3.60	-170.4
		16-Dec-03		5.59	2.99	---			---	---	---	---	---
		16-Mar-04		4.95	3.63	---			---	---	---	---	---
		21-Jun-04		5.79	2.79	---			---	---	---	---	---
		27-Sep-04		5.88	2.70	73.50			6.77	18.66	45,519	0.33	-74.5
		20-Dec-04		5.35	3.23	---			---	---	---	---	---
		28-Mar-05		4.41	4.17	---			---	---	---	---	---
		06-Jun-05		4.87	3.71	---			---	---	---	---	---
		16-Aug-05		5.21	3.37	73.33			7.99	20.09	46,754	0.08	-164.1
		28-Nov-05		5.23	3.35	---			---	---	---	---	---
		22-Mar-06		4.10	4.48	---			6.79	16.91	40,700	0.09	-101.0
14-Jun-06		6.51	2.07	---			---	---	---	---	---		
20-Sep-06		5.47	3.11	---			6.92	18.02	42,342	1.00	-159.1		
04-Dec-06		4.73	3.85	---			---	---	---	---	---		
13-Mar-07		5.00	3.58	---			---	---	---	---	---		
18-Jun-07		5.00	3.58	---			---	---	---	---	---		

Appendix B
Summary of Field Parameters
Former Romic Environmental Technologies Corporation
East Palo Alto, California
Groundwater Monitoring Report

Well	Date Installed	Date Measured	Top of Casing Elevation (ft msl)	Depth to Water (feet)	Groundwater Elevation (ft msl)	Measured Depth of Well (ft bgs)	Screened Interval (ft bgs)	Casing Diameter (inches)	Field Measurements				
									pH	Temp. (°C)	SC (µS/cm)	DO (mg/L)	ORP (mv)
RW-7C (cont)		24-Sep-07		6.44	2.14	73.30			6.87	18.46	42,507	0.14	-58.3
		23-Jun-08		6.39	2.19	---			---	---	---	---	---
		16-Sep-08		6.35	2.23	73.60			6.66	17.68	46,238	1.55	-250.3
		21-Sep-09		5.89	2.69	---			6.96	19.4	45026	1.29	-83.1
		14-Sep-10		6.25	2.33	---			6.72	17.97	50,792	0.84	-10.7
		03-Dec-10		5.99	2.59	73.44			---	---	---	---	---
RW-8C	11-Jun-91	11-Sep-00	5.40	4.48	0.92	72.54	57.0-70.0	4	7.26	21.71	13,350	0.16	-87.6
		04-Dec-00		3.03	2.37	---			---	---	---	---	---
		19-Mar-01		2.00	3.40	---			9.32	18.99	13,250	0.69	25.3
		15-Jun-01		2.61	2.79	---			---	---	---	---	---
		04-Sep-01		2.41	2.99	72.65			7.00	20.78	7,390	0.22	-164.4
		17-Dec-01		1.81	3.59	---			---	---	---	---	---
		01-Apr-02		1.88	3.52	---			7.54	18.93	2,847	0.04	-321.3
		10-Jun-02		2.17	3.23	---			---	---	---	---	---
		25-Sep-02		2.32	3.08	72.60			7.31	22.61	6,557	1.35	-201.8
		30-Dec-02		1.20	4.20	---			---	---	---	---	---
		12-Mar-03		1.91	3.49	---			7.05	19.36	1,399	0.65	-223.0
		16-Jun-03		2.71	2.69	---			---	---	---	---	---
		17-Sep-03		2.22	3.18	72.65			7.13	22.87	6,882	0.08	-116.7
		16-Dec-03		2.20	3.20	---			---	---	---	---	---
		17-Mar-04		2.67	2.73	---			7.42	21.00	7,016	0.15	-240.2
		21-Jun-04		2.49	2.91	---			---	---	---	---	---
		27-Sep-04		2.47	2.93	72.55			7.26	22.80	5,510	0.19	-190.2
		20-Dec-04		1.93	3.47	---			---	---	---	---	---
		28-Mar-05		1.68	3.72	---			6.17	19.77	38,794	0.02	-348.1
		06-Jun-05		---	---	---			---	---	---	---	---
		16-Aug-05		2.68	2.72	72.55			10.27	21.75	5,204	0.03	-337.5
28-Nov-05		2.47	2.93	---			---	---	---	---	---		
22-Mar-06		1.09	4.31	---			7.15	18.20	5,481	1.08	-194.0		

Appendix B
Summary of Field Parameters
Former Romic Environmental Technologies Corporation
East Palo Alto, California
Groundwater Monitoring Report

Well	Date Installed	Date Measured	Top of Casing Elevation (ft msl)	Depth to Water (feet)	Groundwater Elevation (ft msl)	Measured Depth of Well (ft bgs)	Screened Interval (ft bgs)	Casing Diameter (inches)	Field Measurements					
									pH	Temp. (°C)	SC (µS/cm)	DO (mg/L)	ORP (mv)	
RW-8C (cont)		14-Jun-06		0.90	4.50	---			---	---	---	---	---	
		20-Sep-06		2.02	3.38	---			7.60	20.55	5,216	0.43	-209.5	
		04-Dec-06		2.22	3.18	---			---	---	---	---	---	
		13-Mar-07		2.32	3.08	---			7.46	19.98	839	1.59	-332.3	
		18-Jun-07		---	---	---			---	---	---	---	---	
		24-Sep-07			2.73	2.67	72.4			7.12	21.7	3,160	0.12	-186.5
		17-Mar-08			1.50	3.9	---			7.25	17.46	6,332	0.17	-211.6
		23-Jun-08			2.89	2.51	---			---	---	---	---	---
		16-Sep-08			2.21	3.19	72.74			7.17	24.35	6,397	0.51	-344.4
		16-Mar-09			1.81	3.59	---			7.58	18.26	4,797	0.28	-256.2
		21-Sep-09			2.49	2.91	---			7.65	22.8	5,704	0.35	-261.3
		23-Mar-10			1.56	3.84	---			7.33	18.64	5,669	0.31	-215.1
		14-Sep-10			2.04	3.36	---			7.33	22.98	5,275	0.53	-332.3
		03-Dec-10			1.92	3.48	72.42			---	---	---	---	---
RW-10C		15-Sep-03	4.30	2.06	2.24	58.44	39.0-59.0	2	---	---	---	---	---	
		17-Dec-03		1.73	2.57	---			6.63	18.35	35,359	0.36	-57.7	
		17-Mar-04		1.38	2.92	---			6.63	19.61	38,892	0.18	-78.4	
		24-Jun-04		2.11	2.19	---			6.71	20.18	34,339	0.1	-167.1	
		27-Sep-04		1.77	2.53	58.45			7.61	20.11	36,348	0.11	-208.6	
		20-Dec-04		4.13	0.17	---			6.91	17.91	33,023	0.13	-112.9	
		28-Mar-05		---	---	---			6.74	18.01	38,564	0.12	10.1	
		06-Jun-05		1.17	3.13	---			9.61	20.11	28,141	0.07	-287.1	
		16-Aug-05		9.98	-5.68	58.48			9.37	20.21	39,624	0.01	-325.6	
		28-Nov-05		1.85	2.45	58.48			6.85	18.9	39,111	0.12	-237.9	
		22-Mar-06		1.12	3.18	---			6.54	18.17	23,489	0.19	-266.3	

Appendix B
Summary of Field Parameters
Former Romic Environmental Technologies Corporation
East Palo Alto, California
Groundwater Monitoring Report

Well	Date Installed	Date Measured	Top of Casing Elevation (ft msl)	Depth to Water (feet)	Groundwater Elevation (ft msl)	Measured Depth of Well (ft bgs)	Screened Interval (ft bgs)	Casing Diameter (inches)	Field Measurements				
									pH	Temp. (°C)	SC (µS/cm)	DO (mg/L)	ORP (mv)
RW-10C (cont)		14-Jun-06		0.00	4.3	---			6.28	20.27	18,000	0.23	-199
		20-Sep-06		1.37	2.93	---			6.44	20.65	37,217	0.11	-194.3
		04-Dec-06		0.00	4.3	---			6.2	18.15	36,294	0.36	-255
		13-Mar-07		1.21	3.09	---			6.42	17.71	31,828	1.09	-350.9
		18-Jun-07		1.85	2.45	---			5.98	21.62	34,833	0.32	-180.2
		24-Sep-07		2.22	2.08	58			5.62	22.13	33,099	0.24	-16
		12-Dec-07		1.99	2.31	58			6.55	13.93	33,122	10.7	14.2
		17-Mar-08		1.15	3.15	---			6.31	16.41	32,209	0.99	-91.1
		24-Jun-08		1.71	2.59	---			6.51	20.4	31,426	1.04	-90.8
		17-Sep-08		1.75	2.55	57.88			6.11	21.4	36,399	1.59	-186.6
		16-Dec-08		3.96	0.34	---			6.05	17.2	32,054	1.08	-93
		16-Mar-09		3.60	0.7	---			6.35	17.78	36,774	1.08	-110.8
		22-Jun-09		3.73	0.57	---			6.11	21.08	36,138	1.1	-133.5
		21-Sep-09		3.02	1.28	---			6.20	22.5	34,809	1.21	-84.2
		15-Dec-09		---	---	---			---	---	---	---	---
		23-Mar-10		1.90	2.40	---			6.05	18.91	36,704	0.86	-131.5
	21-Jun-10		2.21	2.09	---			6.36	20.63	36,477	1.46	-104.7	
	14-Sep-10		2.08	2.22	---			6.34	22.7	37,110	0.11	-179.8	
	03-Dec-10		a	4.83	---	---		5.45	18.40	32,857	1.59	-160.2	
RW-11C	22-Aug-91	11-Sep-00	9.87	7.78	2.09	73.31	64.0-73.0	4	7.34	18.47	31,000	0.19	-138
		04-Dec-00		7.68	2.19	---			---	---	---	---	---
		19-Mar-01		6.71	3.16	---			8.59	17.67	29,110	4.1	-25.2
		13-Jun-01		---	---	---			---	---	---	---	---
		04-Sep-01		7.10	2.77	72.95			7.29	18	29,220	0.27	-158.5
		17-Dec-01		6.11	3.76	---			---	---	---	---	---
		01-Apr-02		6.37	3.5	---			7.17	17.85	26,108	0.11	-254.8
		10-Jun-02		6.78	3.09	---			---	---	---	---	---
		25-Sep-02		6.72	3.15	72.6			7.2	18.44	28,994	1.85	-212.4
		30-Dec-02		5.78	4.09	---			---	---	---	---	---
		11-Mar-03		6.48	3.39	---			7.03	17.89	27,707	0.91	-199

Appendix B
Summary of Field Parameters
Former Romic Environmental Technologies Corporation
East Palo Alto, California
Groundwater Monitoring Report

Well	Date Installed	Date Measured	Top of Casing Elevation (ft msl)	Depth to Water (feet)	Groundwater Elevation (ft msl)	Measured Depth of Well (ft bgs)	Screened Interval (ft bgs)	Casing Diameter (inches)	Field Measurements				
									pH	Temp. (°C)	SC (µS/cm)	DO (mg/L)	ORP (mv)
RW-11C (cont)		16-Jun-03		6.40	3.47	---			---	---	---	---	---
		16-Sep-03		6.64	3.23	73			6.99	18.76	27,092	1.6	-189.8
		16-Dec-03		6.50	3.37	---			---	---	---	---	---
		17-Mar-04		5.78	4.09	---			7.17	17.85	28,557	0.25	-170.2
		21-Jun-04		6.68	3.19	---			---	---	---	---	---
		27-Sep-04		7.95	1.92	12.2			7.31	19.31	27,085	0.18	-216.4
		20-Dec-04		6.12	3.75	---			---	---	---	---	---
		28-Mar-05		5.50	4.37	---			9.54	17.06	47,830	0.18	-113.9
		06-Jun-05		5.99	3.88	---			---	---	---	---	---
		16-Aug-05		6.14	3.73	72.82			11.15	19.32	21,760	0.92	-127.1
		28-Nov-05		6.52	3.35	---			---	---	---	---	---
		22-Mar-06		5.25	4.62	---			11.41	17.75	17,100	0.15	-178
		14-Jun-06		5.93	3.94	---			---	---	---	---	---
		20-Sep-06		6.24	3.63	---			9.69	21.87	6,847	0.5	-150.2
		04-Dec-06		5.69	4.18	---			---	---	---	---	---
		13-Mar-07		5.97	3.9	---			10.9	15.45	3,070	1.64	-139.6
		18-Jun-07		6.11	3.76	---			---	---	---	---	---
		24-Sep-07		6.75	3.12	72.8			7.3	18.46	21,006	0.69	43.6
		17-Mar-08		5.89	3.98	---			7.73	15.22	25,568	0.49	-49.4
		23-Jun-08		6.32	3.55	---			---	---	---	---	---
	16-Sep-08		4.46	5.41	72.77			9.58	18.79	7,214	0.46	-210.3	
	15-Dec-08		5.86	4.01	---			---	---	---	---	---	
	16-Mar-09		5.80	4.07	---			8.29	15.77	10,516	1.01	49	
	21-Sep-09		6.09	3.78	---			8.66	21.9	7,092	0.93	-96.8	
	22-Mar-10		5.78	4.09	---			8.99	17.5	3,271	0.97	-47.2	
	14-Sep-10		6.25	3.62	---			11.16	22.3	2,740	1.63	-252.1	
	03-Dec-10		6.06	3.81	72.94			---	---	---	---	---	

Appendix B
Summary of Field Parameters
Former Romic Environmental Technologies Corporation
East Palo Alto, California
Groundwater Monitoring Report

Well	Date Installed	Date Measured	Top of Casing Elevation (ft msl)	Depth to Water (feet)	Groundwater Elevation (ft msl)	Measured Depth of Well (ft bgs)	Screened Interval (ft bgs)	Casing Diameter (inches)	Field Measurements					
									pH	Temp. (°C)	SC (µS/cm)	DO (mg/L)	ORP (mv)	
RW-16C	26-Feb-92	11-Sep-00	8.92	6.41	2.51	81.8	68.0-82.0	2	7.37	18.37	3,500	0.4	30.2	
		04-Dec-00		6.59	2.33	---				---	---	---	---	---
		19-Mar-01		6.00	2.92	---				8.13	17.71	4,597	0.35	11.4
		15-Jun-01		5.84	3.08	---				---	---	---	---	---
		04-Sep-01		6.28	2.64	81.95				7.55	19.69	3,174	0.23	-207
		17-Dec-01		5.74	3.18	---				---	---	---	---	---
		01-Apr-02		5.45	3.47	---				7.35	17.35	4,245	0.14	-139.9
		10-Jun-02		5.90	3.02	---				---	---	---	---	---
		25-Sep-02		6.13	2.79	81.73				7.45	20.18	3,723	0.52	-202.3
		30-Dec-02		4.70	4.22	---				---	---	---	---	---
		11-Mar-03		4.21	4.71	---				7.39	18.31	5,056	0.17	-156.2
		16-Jun-03		5.77	3.15	---				---	---	---	---	---
		16-Sep-03		2.27	6.65	81.71				7.35	20.25	4,011	0.06	53.4
		16-Dec-03		1.48	7.44	---				---	---	---	---	---
		18-Mar-04		5.65	3.27	---				9.04	18.47	500	5.1	-74
		21-Jun-04		5.72	3.2	---				---	---	---	---	---
		27-Sep-04		2.67	6.25	67.73				8.17	21.37	565	1.86	15.1
		20-Dec-04		5.29	3.63	---				---	---	---	---	---
		28-Mar-05		5.03	3.89	---				7.26	18.19	4,937	0.13	-64.2
		06-Jun-05		6.88	2.04	---				---	---	---	---	---
		16-Aug-05		5.60	3.32	81.72				8.92	21.07	3,796	0.08	-206.9
		28-Nov-05		6.00	2.92	---				---	---	---	---	---
		22-Mar-06		5.80	3.12	---				7.83	17.93	7,141	0.42	-198
		14-Jun-06		3.10	5.82	---				---	---	---	---	---
		20-Sep-06		5.87	3.05	---				7.81	20.17	5,919	1.59	-104.6
		04-Dec-06		4.61	4.31	---				---	---	---	---	---
		13-Mar-07		5.32	3.6	---				7.49	18.55	4,199	0.91	-112.4
		18-Jun-07		6.54	2.38	---				---	---	---	---	---
24-Sep-07		6.06	2.86	81.9				7.38	19.79	2,891	0.37	69.5		
17-Mar-08		5.72	3.2	---				7.11	18.26	5,144	2.00	-39.2		

Appendix B
Summary of Field Parameters
Former Romic Environmental Technologies Corporation
East Palo Alto, California
Groundwater Monitoring Report

Well	Date Installed	Date Measured	Top of Casing Elevation (ft msl)	Depth to Water (feet)	Groundwater Elevation (ft msl)	Measured Depth of Well (ft bgs)	Screened Interval (ft bgs)	Casing Diameter (inches)	Field Measurements				
									pH	Temp. (°C)	SC (µS/cm)	DO (mg/L)	ORP (mv)
RW-16C (cont)		23-Jun-08		5.86	3.06	---			---	---	---	---	---
		15-Sep-08		6.04	2.88	81.73			7.09	19.45	3,379	0.67	-288.8
		16-Mar-09		4.98	3.94	---			7.12	17.55	6,013	2.18	-41.7
		21-Sep-09		6.06	2.86	---			7.52	20.8	4,898	2.08	-104.2
		22-Mar-10		4.98	3.94	---			7.14	17.7	4,155	2.30	-90.2
		14-Sep-10		5.40	3.52	---			7.33	21.11	3,589	0.75	-73.3
		03-Dec-10		5.84	3.08	81.86			---	---	---	---	---
RW-17C	17-Mar-05	30-Mar-05		4.80	---	67.9	55.0-69.5	2	7.36	20.75	20,289	0.14	-71
		06-Jun-05		5.70	---	---			5.52	21.06	23,663	0.06	-347.5
		16-Aug-05		6.05	---	67.1			9.62	21.25	25,787	0.01	-320.1
		28-Nov-05		5.81	---	67.1			5.6	20.19	25,283	0.17	-155.2
		22-Mar-06		4.25	---	---			6.87	20.95	7,500	0.4	-144.7
		14-Jun-06		3.50	---	---			5.46	21.9	21,100	0.07	-165
		20-Sep-06		5.80	---	---			5.73	21.62	25,776	1.2	-457.8
		04-Dec-06		4.53	---	---			6.24	19.97	26,658	1.4	-347.4
		13-Mar-07		4.96	---	---			6.32	21.55	23,314	0.98	-266.3
		18-Jun-07		5.31	---	---			6.48	23.11	26,195	0.58	-255.2
		24-Sep-07		5.80	---	67.42			5.07	22.15	15,328	0.12	-33.3
		11-Dec-07		5.40	---	67.7			5.77	21.11	14,972	0.86	7.9
		17-Mar-08		6.43	---	---			6.63	"19,10"	17,509	0.59	-172.4
		24-Jun-08		5.70	---	---			6.57	23.2	20,289	0.44	-161.3
		17-Sep-08		5.71	---	67			6.71	24.95	23,832	0.53	-185.4
		16-Dec-08		6.41	---	---			6.4	16.6	22,693	0.49	-121
		16-Mar-09		6.52	---	---			6.84	19.2	27,662	0.44	-156.9
		22-Jun-09		6.33	---	---			6.6	20.91	277,713	0.88	-204.3
		21-Sep-09		5.95	---	---			6.48	21.1	26,569	0.47	-78.2
		15-Dec-09		0.00	---	---			6.21	19.12	14,057	0.19	-199.5
22-Mar-10		4.75	---	---			6.36	19.01	12,874	0.56	-50.2		
21-Jun-10		4.41	---	---			6.53	20.85	23,579	0.57	-105.8		
14-Sep-10		5.97	---	---			7	21.4	25,200	0.22	-234.7		
03-Dec-10		4.52	---	---	67.07			6.72	19.3	27,794	0.16	-171.2	

Appendix B
Summary of Field Parameters
Former Romic Environmental Technologies Corporation
East Palo Alto, California
Groundwater Monitoring Report

Well	Date Installed	Date Measured	Top of Casing Elevation (ft msl)	Depth to Water (feet)	Groundwater Elevation (ft msl)	Measured Depth of Well (ft bgs)	Screened Interval (ft bgs)	Casing Diameter (inches)	Field Measurements					
									pH	Temp. (°C)	SC (µS/cm)	DO (mg/L)	ORP (mv)	
RW-18C		04-Dec-06	4.73	2.01	2.72	63		2	6.97	18.89	23,357	---	---	
		13-Mar-07		6.36	-1.63	---			6.90	17.48	26,072	0.82	-204.2	
		18-Jun-07		2.22	2.51	---			7.38	23.88	20,649	1.11	-194.1	
		24-Sep-07			2.08	2.65	63.9			6.56	24.11	18,761	1.0	15.2
		12-Dec-07			2.13	2.6	64			7.80	17.86	19,533	1.53	-262.3
		17-Mar-08			2.20	2.53	---			7.01	18.7	20,359	0.51	0.7
		25-Jun-08			1.47	3.26	---			7.26	20.8	22,412	0.51	-21.2
		18-Sep-08			2.00	2.73	63.7			6.79	20.16	22,194	0.8	-229.1
		17-Dec-08			1.45	3.28	---			6.79	16.6	4,136	0.49	165
		16-Mar-09		4.73	1.12	3.61	---		2	7.49	18.3	1,720	0.8	-110.8
		22-Jun-09			2.44	2.29	---			7.13	25.5	17,886	0.82	-4.2
		21-Sep-09			1.37	3.36	---			6.97	23.8	585	0.77	22.1
		16-Dec-09			0.86	3.87	---			7.46	17.46	339	0.5	-198.7
		24-Mar-10			1.18	3.55	---			7.80	15.99	1,748	0.68	-90.9
		21-Jun-10			1.36	3.37	---			7.94	20.16	1,328	0.83	-187
		14-Sep-10			2.49	2.24	---			7.27	22.57	5,819	1.13	-151
	03-Dec-10			1.30	3.43	64			6.56	18.32	5,390	0.66	-279.7	

Appendix B
Summary of Field Parameters
Former Romic Environmental Technologies Corporation
East Palo Alto, California
Groundwater Monitoring Report

Well	Date Installed	Date Measured	Top of Casing Elevation (ft msl)	Depth to Water (feet)	Groundwater Elevation (ft msl)	Measured Depth of Well (ft bgs)	Screened Interval (ft bgs)	Casing Diameter (inches)	Field Measurements				
									pH	Temp. (°C)	SC (µS/cm)	DO (mg/L)	ORP (mv)
RW-19C		04-Dec-06	9.99	6.99	3	---		2	6.61	17.27	28,804	0.14	-106
		13-Mar-07		7.51	2.48	---			6.31	19.17	29,311	1.87	-82.6
		18-Jun-07		6.90	3.09	---			6.93	18.8	28,519	1.93	-205.3
		24-Sep-07		6.69	3.3	72.34			6.68	18.75	29,263	1.81	-214
		12-Dec-07		6.80	3.19	72.95			7.08	16.22	27,804	0.9	-351.1
		17-Mar-08		6.60	3.39	---			6.73	15.35	29,647	1.31	-179.1
		25-Jun-08		7.22	2.77	---			6.67	21.3	29,212	1.03	-178.4
		18-Sep-08		7.11	2.88	72.57			6.61	18	31,548	0.71	-281.9
		17-Dec-08		6.81	3.18	---			6.61	15.4	32,198	1.27	-91
		16-Mar-09		6.63	3.36	---			6.99	16.49	32,112	1.84	-192.6
		22-Jun-09		6.75	3.24	---			6.84	17.8	30,427	1.25	-162
		21-Sep-09		6.60	3.39	---			6.84	18.2	29,702	1.17	-123.9
		16-Dec-09		9.11	0.88	---			6.82	17.54	31,438	0.33	-207.9
		22-Mar-10		6.44	3.55	---			6.88	18.00	32,591	0.30	-142.7
		21-Jun-10		6.76	3.23	---			6.85	18.89	32,518	0.56	-214.9
	14-Sep-10		6.78	3.21	---			7.7	19.5	31,640	0.19	-220.5	
	03-Dec-10		6.54	3.45	3.45	72.58			6.83	17.7	31,636	1.20	-252.9

Appendix B
Summary of Field Parameters
Former Romic Environmental Technologies Corporation
East Palo Alto, California
Groundwater Monitoring Report

Well	Date Installed	Date Measured	Top of Casing Elevation (ft msl)	Depth to Water (feet)	Groundwater Elevation (ft msl)	Measured Depth of Well (ft bgs)	Screened Interval (ft bgs)	Casing Diameter (inches)	Field Measurements				
									pH	Temp. (°C)	SC (µS/cm)	DO (mg/L)	ORP (mv)
RW-20C		24-Sep-07	10.05	7.66	2.39	64.7		2	9.4	21.59	24,877	1.87	-30.3
		10-Dec-07		7.46	2.59	35.5			9.89	18	24,662	2.87	-59
		17-Mar-08		6.51	3.54	---			8.59	16.77	27,735	1.39	40.8
		24-Jun-08		7.16	2.89	---			8.81	18.8	27,774	1.47	39.8
		17-Sep-08		7.62	2.43	54.5			7.19	19.17	29,260	1.11	157.7
		15-Dec-08		7.50	2.55	---			7.73	17.2	25,812	1.39	-144
		16-Mar-09		7.42	2.63	---			7.46	18.37	28,036	0.97	-92.3
		22-Jun-09		7.24	2.81	---			8.3	18.38	28,766	1.5	-275
		21-Sep-09		7.32	2.73	---			7.46	19.1	27,429	1.44	-150.4
		14-Dec-09		7.56	2.49	---			8.22	17.8	27,658	1.12	-231.2
		23-Mar-10		6.74	3.31	---			6.51	16.82	29,798	0.99	-151.9
		21-Jun-10		6.91	3.14	---			7.04	19.12	29,224	1.16	-130.9
		14-Sep-10		7.51	2.54	---			9.65	19.5	29,580	0.24	-301.1
	03-Dec-10	7.55	2.50	64.7		8.02	18.1	28,707	0.34	-147.7			
RW-21C		24-Sep-07	8.18	3.90	4.28	71.2		2	7.82	18.7	25,307	0.82	-4.1
		10-Dec-07		5.47	2.71	65.8			7.31	17.79	25,634	2.27	-102.9
		17-Mar-08		4.55	3.63	---			7.45	17.54	27,643	1.48	-184.7
		23-Jun-08		5.00	3.18	---			7.19	22.2	27,920	1.42	-197.3
		15-Sep-08		3.00	5.18	67.93			7.22	21.29	24,600	1.35	-294.8
		15-Dec-08		3.70	4.48	---			7.17	15.6	23,706	1.73	-162
		16-Mar-09		5.03	3.15	---			6.98	17.67	28,609	1.5	-86
		22-Jun-09		5.38	2.8	---			7.19	21.3	28,177	1.5	-181.1
		21-Sep-09		5.90	2.28	---			7.4	24.4	29,927	1.47	-191.7
		14-Dec-09		3.82	4.36	---			6.96	17.6	27,511	1.32	-206.3
		22-Mar-10		5.18	3.00	---			7.09	19.8	28,711	1.37	-138
		21-Jun-10		5.19	2.99	---			6.81	22.45	29,127	1.47	-119.6
		14-Sep-10		5.25	2.93	---			7.05	20.92	28,307	0.59	-89.6
	03-Dec-10	5.18	3.00	66.32		7.07	18.9	27,418	0.15	-166.2			

Appendix B
Summary of Field Parameters
Former Romic Environmental Technologies Corporation
East Palo Alto, California
Groundwater Monitoring Report

Well	Date Installed	Date Measured	Top of Casing Elevation (ft msl)	Depth to Water (feet)	Groundwater Elevation (ft msl)	Measured Depth of Well (ft bgs)	Screened Interval (ft bgs)	Casing Diameter (inches)	Field Measurements				
									pH	Temp. (°C)	SC (µS/cm)	DO (mg/L)	ORP (mv)
RW-16D	06-Feb-92	11-Sep-00	8.99	2.22	6.77	189.36	164-184	4	7.48	18.67	4,470	0.42	-93
		04-Dec-00		0.90	8.09	---			---	---	---	---	---
		19-Mar-01		---	---	---			8.28	18.38	4,562	2.44	3.6
		15-Jun-01		1.05	7.94	---			---	---	---	---	---
		04-Sep-01		3.61	5.38	100			7.52	19.93	4,688	0.23	-154.8
		17-Dec-01		2.79	6.2	---			---	---	---	---	---
		01-Apr-02		0.00	8.99	---			7.52	17.08	4,081	0.13	-127.1
		10-Jun-02		1.85	7.14	---			---	---	---	---	---
		25-Sep-02		4.78	4.21	189.23			7.56	19.34	4,651	0.74	-197
		30-Dec-02		2.75	6.24	---			---	---	---	---	---
		10-Mar-03		4.88	4.11	---			---	---	---	---	---
		16-Jun-03		0.60	8.39	---			---	---	---	---	---
		16-Sep-03		6.20	2.79	189.19			7.17	20.4	3,725	0.09	86.6
		16-Dec-03		5.92	3.07	---			---	---	---	---	---
		16-Mar-04		---	---	---			---	---	---	---	---
		21-Jun-04		1.64	7.35	---			---	---	---	---	---
		27-Sep-04		4.24	4.75	189.25			7.32	20.83	3,745	1.42	-219.2
		20-Dec-04		2.24	6.75	---			---	---	---	---	---
		28-Mar-05		---	---	---			---	---	---	---	---
		06-Jun-05		4.85	4.14	---			---	---	---	---	---
		16-Aug-05		0.55	8.44	194			11.12	21.26	3,756	0.23	-228.1
		28-Nov-05		0.30	8.69	---			---	---	---	---	---
		22-Mar-06		4.46	4.53	---			7.44	18	6,510	0.18	-210.3
		14-Jun-06		0.10	8.89	---			---	---	---	---	---
		20-Sep-06		0.00	8.99	---			7.52	19.49	3,585	0.58	-124.6
		13-Mar-07		0.00	8.99	---			---	---	---	---	---
18-Jun-07		5.90	3.09	---			---	---	---	---	---		
24-Sep-07		4.00	4.99	---			6.54	20.22	8,730	1.12	-34.6		
17-Mar-08		0.92	8.07	---			7.61	17.34	3,201	0.79	-81.3		

Appendix B
Summary of Field Parameters
Former Romic Environmental Technologies Corporation
East Palo Alto, California
Groundwater Monitoring Report

Well	Date Installed	Date Measured	Top of Casing Elevation (ft msl)	Depth to Water (feet)	Groundwater Elevation (ft msl)	Measured Depth of Well (ft bgs)	Screened Interval (ft bgs)	Casing Diameter (inches)	Field Measurements				
									pH	Temp. (°C)	SC (µS/cm)	DO (mg/L)	ORP (mv)
RW-16D (cont)		23-Jun-08		1.03	7.96	---			---	---	---	---	---
		15-Sep-08		3.72	5.27	189.4			7.34	19.85	3,378	1.52	-289.7
		21-Sep-09		1.70	7.29	---			8.00	20.3	5,450	0.79	-157.2
		22-Mar-10		---	---	---			---	---	---	---	---
		14-Sep-10			0.58	8.41			7.52	24.14	754	0.96	22.8
		03-Dec-10			4.14	4.85	68.32			---	---	---	---

Notes appear on the following page.

Notes:

- Not measured
- (µS/cm) Microsiemens per centimeter
- (ft bgs) Feet below ground surface
- (ft msl) Feet above mean sea level
- (mv) Millivolt
- (mg/L) Milligrams per liter
- SC Specific conductivity
- DO Dissolved oxygen
- ORP Oxidation/reduction potential
- FP Free product in well - no sampling
- (ntu) Nephelometric turbidity unit
- MM Meter malfunction for DO measurements
- A Well casing raised. New top of casing elevation not surveyed.

ARCADIS

Appendix C (on CD)

Groundwater and Surface Water
Analytical Results

Appendix C
Groundwater and Surface Water Analytical Results
Former Romic Environmental Technologies Corporation
East Palo Alto, California
Groundwater Monitoring Report

Sampling Location	Date Sample Collected	Cas Number	Acetone (µg/L)	2-Butanone (µg/L)	2-Chloro toluene (µg/L)	2-Hexanone (µg/L)	Benzene (µg/L)	Bromo methane (µg/L)	Bromo chloro methane (µg/L)	Bromo dichloro methane (µg/L)	Carbon Disulfide (µg/L)	Carbon Tetra chloride (µg/L)	Chloro benzene (µg/L)	Chloro ethane (µg/L)	Chloro form (µg/L)	1,2-Dichloro benzene (µg/L)	1,1-DCA (µg/L)	1,2-DCA (µg/L)	1,3-Dichloro propane (µg/L)	1,2-Dichloro propane (µg/L)	1,1-DCE (µg/L)	Chloro methane (µg/L)	cis-1,2-DCE (µg/L)	trans-1,2-DCE (µg/L)		
			67-64-1	78-93-3	95-49-8	591-78-6	71-43-2	74-83-9	74-97-5	75-27-4	75-15-0	56-23-5	108-90-7	75-00-3	67-66-3	95-50-1	75-34-3	107-06-2	142-28-9	78-87-5	75-35-4	74-87-3	156-59-2	156-60-5		
RW-1A dup	13-Sep-00		<6.66	<6.66	<6.66	<6.66	21.5	<6.66	<6.66	<6.66	<6.66	<6.66	<16.6	<6.66	<6.66	<6.66	18.5	9.51	<6.66	<6.66	<6.66	<6.66	599	<6.66		
	22-Mar-01		<6.66	<6.66	<6.66	<6.66	22.6	<6.66	<6.66	<6.66	<6.66	<6.66	<16.6	<6.66	<6.66	<6.66	22.2	8.24	<6.66	<6.66	<6.66	<6.66	544	<6.66		
	06-Sep-01		<10	<10	<10	<10	42	<10	<10	<10	<10	<10	<10	<10	<10	<10	28	<10	<10	<10	<10	<10	510	<10		
	05-Apr-02		<5.0	<5.0	<5.0	<5.0	21	<5.0	<5.0	<5.0	<5.0	<5.0	<12	<5.0	<5.0	<5.0	20	<5.0	<5.0	<5.0	<5.0	<5.0	<5.0	480	<5.0	
	26-Sep-02		<10	<10	<10	<10	49	<10	<10	<10	<10	<10	<10	12	<10	<10	38	<10	<10	<10	<10	<10	380	<10		
	12-Mar-03		<50	<50	<50	<50	<50	<50	<50	<50	<50	<50	<50	<50	<50	<50	<50	<50	<50	<50	<50	<50	<50	470	<50	
	12-Mar-03		<25	<25	<25	<25	<25	<25	<25	<25	<25	<25	<25	<25	<25	<25	<25	34	<25	<25	<25	<25	<25	480	<25	
	17-Sep-03		<25	<25	<25	<25	49	<25	<25	<25	<25	<25	<25	<25	<25	<25	<25	41	<25	<25	<25	<25	<25	610	<25	
	17-Mar-04		<50	<50	<50	<50	<50	<50	<50	<50	<50	<50	<50	<50	<50	<50	<50	<50	<50	<50	<50	<50	<50	610	<50	
	30-Sep-04		<50	<50	<50	<50	<50	<50	<50	<50	<50	<50	<50	<50	<50	<50	<50	<50	<50	<50	<50	<50	<50	480	<50	
	30-Mar-05		<120	<120	<120	<120	<120	<120	<120	<120	<120	<120	<120	<120	<120	<120	<120	<120	<120	<120	<120	<120	<120	510	<120	
	08-Jun-05		<2.5	<2.5	<2.5	<2.5	19	<2.5	<2.5	<2.5	<2.5	<2.5	<2.5	<2.5	<2.5	<2.5	<2.5	18	<2.5	<2.5	<2.5	<2.5	7.2	<2.5	300	4.6
	18-Aug-05		<20	<20	<20	<20	<20	<20	<20	<20	<20	<20	<20	<40	<20	<20	<20	<20	<20	<20	<20	<20	<20	200	<20	
	24-Mar-06		<17	<17	<17	<17	<17	<17	<17	<17	<17	<17	<17	<33	<17	<17	20	<17	<17	<17	<17	<17	<17	190	<17	
	23-Sep-06		<2.5	<2.5	<2.5	<2.5	120	<2.5	<2.5	<2.5	<2.5	<2.5	<2.5	8.1	21	<2.5	<2.5	44	<2.5	<2.5	<2.5	<2.5	7.3	<2.5	560	14
	15-Mar-07		<0.50	<0.50	<0.50	<0.50	110	<0.50	<0.50	<0.50	<0.50	<0.50	<0.50	6.5	<0.50	<0.50	5.6	46	<0.50	<0.50	<0.50	<0.50	6.1	<0.50	810	14
	27-Sep-07		<2.5	<2.5	<2.5	<2.5	67	<2.5	<2.5	<2.5	<2.5	<2.5	<2.5	<2.5	<2.5	<2.5	<2.5	49	<2.5	<2.5	<2.5	<2.5	<2.5	250	12	
	19-Mar-08		<10	<10	<0.50	<10	47	0.5	<0.50	0.5	<0.50	<0.50	<0.50	3.2	5.2	<0.50	<0.50	32	2.9	<0.50	<0.50	8.2	3.9	260	7.2	
	17-Sep-08		<10	<10	<0.50	<10	50	0.61	<0.50	<0.50	<0.50	<0.50	<0.50	3.2	<0.50	<0.50	<0.50	37	0.83	<0.50	<0.50	<0.50	<0.50	180	14	
	20-Mar-09		---	---	<5.0	---	19	<5.0	---	<5.0	---	<5.0	<5.0	<5.0	<5.0	<5.0	25	<5.0	<5.0	<5.0	<5.0	4.40 J	3.90 J	83	8.2	
24-Sep-09		<400	<400	<100	<400	120	<100 /UJ	<20	<20	---	<20	<20	9.2 J	<20	<20	<20	21.2	<20	<20	<20	<20	<20	111	11.1 J		
24-Mar-10		<200	<200	<50	<200	205	<50 /UJ	<10	<10	<10	2.5 J	<10	10.7	4.8 J	<10	<10	31.2	<10	<10	<10	<10	4.3 J	<10	589	15.7	
14-Sep-10		<400	<400	<100	<400	151	<100	<20	<20	<20	<20	<20	8.7 J	<20	<20	<20	22.1	<20	<20	<20	<20	<20	218	10.0 J		

US EPA ARCHIVE DOCUMENT

Appendix C
Groundwater and Surface Water Analytical Results
Former Romic Environmental Technologies Corporation
East Palo Alto, California
Groundwater Monitoring Report

Sampling Location	Date Sample Collected	Cas Number	Acetone (µg/L)	2-Butanone (µg/L)	2-Chloro toluene (µg/L)	2-Hexanone (µg/L)	Benzene (µg/L)	Bromo methane (µg/L)	Bromo chloro methane (µg/L)	Bromo dichloro methane (µg/L)	Carbon Disulfide (µg/L)	Carbon Tetra chloride (µg/L)	Chloro benzene (µg/L)	Chloro ethane (µg/L)	Chloro form (µg/L)	1,2-Dichloro benzene (µg/L)	1,1-DCA (µg/L)	1,2-DCA (µg/L)	1,3-Dichloro propane (µg/L)	1,2-Dichloro propane (µg/L)	1,1-DCE (µg/L)	Chloro methane (µg/L)	cis-1,2-DCE (µg/L)	trans-1,2-DCE (µg/L)
			67-64-1	78-93-3	95-49-8	591-78-6	71-43-2	74-83-9	74-97-5	75-27-4	75-15-0	56-23-5	108-90-7	75-00-3	67-66-3	95-50-1	75-34-3	107-06-2	142-28-9	78-87-5	75-35-4	74-87-3	156-59-2	156-60-5
RW-2A	12-Sep-00		<167	<167	<167	<167	<167	<167	<167	<167	<167	<167	865	<167	<167	<167	455	<167	<167	<167	289	<167	5,200	<167
	05-Dec-00		<100	<100	<100	<100	<100	<100	<100	<100	<100	<100	1,010	<100	<100	<100	435	<100	<167	<167	<100	<167	739	<100
	22-Mar-01		<167	<167	<167	<167	<66.7	<167	<167	<167	<167	<167	535	<167	<66.7	<66.7	221	276	<100	<100	<66.7	<100	1,610	<66.7
	15-Jun-01		<1,000	<1,000	<1,000	<1,000	<400	<1,000	<1,000	<1,000	<1,000	<1,000	770	<1,000	<400	<400	570	2,500	<66.7	<66.7	690	<66.7	12,000	<400
	06-Sep-01		<100	<100	<100	<100	<100	<100	<100	<100	<100	<100	820	<100	<100	<100	510	1,200	<400	<400	330	<400	7,000	130
	18-Dec-01		<500	<500	<500	<500	<200	<500	<500	<500	<500	<500	790	<500	<200	<200	410	1,900	<100	<100	440	<100	7,700	<200
	05-Apr-02		<100	<100	<100	<100	<100	<100	<100	<100	<100	<100	750	7,800	<100	<100	490	2,100	<200	<200	440	<200	8,400	190
	11-Jun-02		<500	<500	<500	<500	<200	<500	<500	<500	<500	<500	700	<500	<200	<200	470	1,700	<100	<100	410	<100	7,400	<200
	26-Sep-02		<500	<500	<500	<500	<250	<500	<500	<500	<500	<500	620	<500	<200	<200	680	1,900	<200	<200	390	<200	7,500	<200
	03-Jan-03		<250	<250	<250	<250	<250	<250	<250	<250	<250	<250	720	<250	<250	<250	730	6,200	<200	<200	870	<200	15,000	380
	12-Mar-03		<250	<250	<250	<250	<250	<250	<250	<250	<250	<250	700	<250	<250	<250	550	2,400	<250	<250	450	<250	9,200	<250
dup	12-Mar-03		<250	<250	<250	<250	<250	<250	<250	<250	<250	<250	680	<250	<250	<250	480	2,400	<250	<250	410	<250	8,800	<250
	18-Jun-03		<500	<500	<500	<500	<500	<500	<500	<500	<500	<500	670	<500	<500	<500	<500	1,900	<250	<250	<500	<250	8,100	<500
	17-Sep-03		<250	<250	<250	<250	<250	<250	<250	<250	<250	<250	720	<250	<250	<250	850	3,800	<500	<500	1,000	<500	21,000	490
	17-Dec-03		<250	<250	<250	<250	<250	<250	<250	<250	<250	<250	790	<250	<250	<250	560	<250	<250	<250	440	<250	13,000	320
	18-Mar-04		<50	<50	<50	<50	73	<50	<50	<50	<50	<50	580	79	<50	<50	300	<50	<250	<250	<50	<250	190	75
	24-Jun-04		<50	3,300	<50	<50	<50	<50	<50	<50	<50	<50	350	73	<50	<50	74	<50	<50	<50	<50	<50	<50	<50
	30-Sep-04		<50	710	<50	<50	<50	<50	<50	<50	<50	<50	370	86	<50	<50	<50	<50	<50	<50	<50	<50	<50	<50
	22-Dec-04		<25	1,700	<25	<25	26	<25	<25	<25	<25	<25	430	51	<25	<25	38	<25	<50	<50	<25	<50	<25	<25
	30-Mar-05		<50	<50	<50	<50	<50	<50	<50	<50	<50	<50	410	55	<50	<50	<50	<50	<25	<25	<50	<25	<50	<50
	08-Jun-05		<500	<500	<500	<500	<500	<500	<500	<500	<500	<500	<500	<500	<500	<500	<500	<500	<50	<50	<500	<50	<500	<500
	18-Aug-05		<5.0	150	<5.0	<5.0	13	<5.0	<5.0	<5.0	<5.0	<5.0	270	14	<5.0	6.2	9.7	<5.0	<500	<500	<5.0	<500	<5.0	<5.0
	30-Nov-05		<5.0	300	<5.0	<5.0	16	<5.0	<5.0	<5.0	<5.0	<5.0	280	15	<5.0	6.7	9.9	<5.0	<5.0	<5.0	<5.0	<5.0	<5.0	<5.0
	24-Mar-06		<6.3	<6.3	<6.3	<6.3	24	<6.3	<6.3	<6.3	<6.3	<6.3	330	25	<6.3	<6.3	37	<6.3	<6.3	<6.3	<6.3	<6.3	<6.3	<6.3
	15-Jun-06		<5.0	<5.0	<5.0	<5.0	30	<5.0	<5.0	<5.0	<5.0	<5.0	130	<5.0	<5.0	<5.0	31	<5.0	<5.0	<5.0	<5.0	<5.0	6.6	<5.0
	23-Sep-06		<5.0	350	<5.0	<5.0	25	<5.0	<5.0	<5.0	<5.0	<5.0	320	54	<5.0	5.6	16	<5.0	<5.0	<5.0	<5.0	<5.0	<5.0	<5.0
	05-Dec-06		<5.0	420	<5.0	<5.0	25	<5.0	<5.0	<5.0	<5.0	<5.0	350	31	<5.0	5.3	24	<5.0	<5.0	<5.0	<5.0	<5.0	5.5	<5.0
dup	14-Mar-07		<5.0	<5.0	<5.0	<5.0	23	<5.0	<5.0	<5.0	<5.0	<5.0	250	18	<5.0	<5.0	36	<5.0	<5.0	<5.0	<5.0	<5.0	<5.0	<5.0
	14-Mar-07		<5.0	<5.0	<5.0	<5.0	21	<5.0	<5.0	<5.0	<5.0	<5.0	230	18	<5.0	<5.0	32	<5.0	<5.0	<5.0	<5.0	<5.0	<5.0	<5.0
	18-Jun-07		<5.0	<5.0	<5.0	<5.0	22	<5.0	<5.0	<5.0	<5.0	<5.0	290	<5.0	<5.0	<5.0	26	<5.0	<5.0	<5.0	<5.0	<5.0	<5.0	<5.0
	27-Sep-07		<5.0	<5.0	<5.0	<5.0	18	<5.0	<5.0	<5.0	<5.0	<5.0	270	19	<5.0	<5.0	14	<5.0	<5.0	<5.0	<5.0	5.6	<5.0	<5.0
	11-Dec-07		<2.5	<2.5	<2.5	<2.5	20	<2.5	<2.5	<2.5	<2.5	<2.5	270	15	<2.5	3.8	28	<2.5	<2.5	<2.5	<2.5	<2.5	<2.5	<2.5
dup	21-Mar-08		120	2,600	<5.0	<100	17	<5.0	<5.0 J	<5.0	<5.0	<5.0	280	23 J	<5.0	4.6	20	17	<5.0	<5.0	<5.0	<5.0	13	<5.0
	21-Mar-08		110	2,000	<5.0	<100	18	<5.0	<5.0 J	<5.0	<5.0	<5.0	280	14 J	<5.0	4.9	24	15	<5.0	<5.0	<5.0	<5.0	13	<5.0
	25-Jun-08		<100	<100	<5.0	<100	17	<5.0	<5.0	<5.0	<5.0	<5.0	250	17	<5.0	<5.0	<5.0	<5.0	<5.0	<5.0	<5.0	<5.0	<5.0	<5.0
dup	16-Sep-08		<200	<200	<10	<200	27	<10	<10	<10	<40 J/UB	<10	370	37	<10	5.6 J	14	<10	<10	<10	<10	<10	<10	<10
	16-Sep-08		<200	<200	<10	<200	24	<10	<10	<10	13 J	<10	340	33	<10	5.40 J	12	<10	<10	<10	<10	<10	<10	<10
	16-Dec-08		<200	<200	<10	<200	19	<10	<10	<10	<40 J/UB	<10	280	33	<10	4.0 J	6.8 J	<10	<10	<10	<10	<10	<10	<10
	19-Mar-09		<200	<200	<10	<200	52	<10	<10	<10	<40	<10	440	<10	<10	6.80 J	93	<10	<10	<10	<10	<10	<10	<10
	24-Jun-09		<100	<100	<5.0	<100	47	<5.0	<5.0	<5.0	2.5 J	<5.0	450	48	<5.0	6.2	49	3.8 J	<5.0	<5.0	<5.0	<5.0	3.4 J	2.4 J
	24-Sep-09		<400 /UJ	<400 /UJ	<100 /UJ	<400 /UJ	58.7 /J	<100 /UJ	<20 /UJ	<20 /UJ	---	<20 /UJ	454 /J	30.1 /J	<20 /UJ	<20 /UJ	130 /J	10.5 J	<20 /UJ	<20 /UJ	<20 /UJ	<20 /UJ	<20 /UJ	<20 /UJ
	15-Dec-09		<400 /UJ	<400 /UJ	<100 /UJ	<400 /UJ	77.6 /J	<100 /UJ	<20 /UJ	<20 /UJ	<20 /UJ	<20 /UJ	465 /J	16.5 J	<20 /UJ	<20 /UJ	227 /J	39.3 /J	<20 /UJ	<20 /UJ	<20 /UJ	<20 /UJ	24.6 /J	<20 /UJ
	24-Mar-10		<400	<400	<100	<400	58.0	<100	<20	<20	<20	<20	451	32.8	<20	<20	111	<20	<20	<20	<20	<20	<20	<20
	23-Jun-10		<400	<400	<100	<400	54.2	<100	<20	<20	<20	<20	481	21.8	<20	6.4 J	98.9	<20	<20	<20	<20	<20	<20	<20
	15-Sep-10		211 J	<400	<100	<400	37.4	<100	<20	<20	<20	<20	414	14.1 J	<20	6.3 J	67.6	<20	<20	<20	<20	<20	<20	<20
dup	15-Sep-10		163 J	<200	<50	<200	51.2	<50	<10	<10	<10	<10	565	19.7	<10	8.2 J	96.1	5.7 J	<10	<10	<10	<10	<10	<10
	15-Dec-10		<200	<200	<50	<200	68.2	<50	<10	<10	<10	<10	346	9.2 J	<10	3.9 J	220	6.7 J	4.2 J	<10	<10	<10	3.1 J	<10

US EPA ARCHIVE DOCUMENT

Appendix C
Groundwater and Surface Water Analytical Results
Former Romic Environmental Technologies Corporation
East Palo Alto, California
Groundwater Monitoring Report

Sampling Location	Date Sample Collected	Cas Number	Acetone (µg/L)	2-Butanone (µg/L)	2-Chloro toluene (µg/L)	2-Hexanone (µg/L)	Benzene (µg/L)	Bromo methane (µg/L)	Bromo chloro methane (µg/L)	Bromo dichloro methane (µg/L)	Carbon Disulfide (µg/L)	Carbon Tetra chloride (µg/L)	Chloro benzene (µg/L)	Chloro ethane (µg/L)	Chloro form (µg/L)	1,2-Dichloro benzene (µg/L)	1,1-DCA (µg/L)	1,2-DCA (µg/L)	1,3-Dichloro propane (µg/L)	1,2-Dichloro propane (µg/L)	1,1-DCE (µg/L)	Chloro methane (µg/L)	cis-1,2-DCE (µg/L)	trans-1,2-DCE (µg/L)	
			67-64-1	78-93-3	95-49-8	591-78-6	71-43-2	74-83-9	74-97-5	75-27-4	75-15-0	56-23-5	108-90-7	75-00-3	67-66-3	95-50-1	75-34-3	107-06-2	142-28-9	78-87-5	75-35-4	74-87-3	156-59-2	156-60-5	
RW-3A	13-Sep-00		<2.0	<2.0	<2.0	<2.0	<2.0	<2.0	<2.0	<2.0	<2.0	<2.0	<2.0	<2.0	<2.0	<2.0	4.4	<2.0	<2.0	<2.0	<2.0	<2.0	9.35	5.71	
	20-Mar-01		<2.0	<2.0	<2.0	<2.0	<2.0	<2.0	<2.0	<2.0	<2.0	<2.0	<2.0	<5.0	<2.0	<2.0	7.96	<2.0	<2.0	<2.0	<2.0	<2.0	3.77	<2.0	
	06-Sep-01		<2.0	<2.0	<2.0	<2.0	<2.0	<2.0	<2.0	<2.0	<2.0	<2.0	<2.0	<5.0	<2.0	<2.0	11	<2.0	<2.0	<2.0	<2.0	<2.0	4.3	<2.0	
	03-Apr-02		<2.0	<2.0	<2.0	<2.0	<2.0	<2.0	<2.0	<2.0	<2.0	<2.0	<2.0	<5.0	<2.0	<2.0	9.2	<2.0	<2.0	<2.0	<2.0	<2.0	21	3.5	
	24-Sep-02		<0.50	<0.50	0.89	<0.50	<0.50	<0.50	<0.50	<0.50	<0.50	<0.50	<0.50	<0.50	<0.50	<0.50	6.7	<0.50	<0.50	<0.50	<0.50	<0.50	18	2.8	
	11-Mar-03		<1.0	<1.0	1	<1.0	<1.0	<1.0	<1.0	<1.0	<1.0	<1.0	<1.0	<1.0	<1.0	<1.0	4.2	<1.0	<1.0	<1.0	<1.0	<1.0	9.6	<1.0	
	16-Sep-03		<2.5	<2.5	<2.5	<2.5	<2.5	<2.5	<2.5	<2.5	<2.5	<2.5	<2.5	<2.5	<2.5	<2.5	3.4	<2.5	<2.5	<2.5	<2.5	<2.5	26	<2.5	
	17-Mar-04		<5.0	<5.0	<5.0	<5.0	<5.0	<5.0	<5.0	<5.0	<5.0	<5.0	<5.0	<5.0	<5.0	<5.0	<5.0	<5.0	<5.0	<5.0	<5.0	<5.0	6.5	<5.0	
	29-Sep-04		<5.0	<5.0	<5.0	<5.0	<5.0	<5.0	<5.0	<5.0	<5.0	<5.0	<5.0	<5.0	<5.0	<5.0	<5.0	<5.0	<5.0	<5.0	<5.0	<5.0	5.1	5.1	
	29-Mar-05		<2.5	<2.5	<2.5	<2.5	<2.5	<2.5	<2.5	<2.5	<2.5	<2.5	<2.5	<2.5	<2.5	<2.5	<2.5	<2.5	<2.5	<2.5	<2.5	<2.5	66	72	
	18-Aug-05		<0.5	<0.5	1.1	<0.5	<0.5	<0.5	<0.5	<0.5	<0.5	<0.5	<0.5	<1.0	<0.5	<0.5	1.1	<0.5	<0.5	<0.5	<0.5	<0.5	4.2	3.2	
	18-Aug-05	dup	<0.5	<0.5	<0.5	<0.5	<0.5	<0.5	<0.5	<0.5	<0.5	<0.5	<0.5	<1.0	<0.5	<0.5	1	<0.5	<0.5	<0.5	<0.5	<0.5	<0.5	3.9	2.8
	23-Mar-06		<0.5	<0.5	1.2	<0.5	<0.5	<0.5	<0.5	<0.5	<0.5	<0.5	<0.5	<1.0	<0.5	<0.5	1.1	<0.5	<0.5	<0.5	<0.5	<0.5	39	23	
	22-Sep-06		<0.5	<0.5	1.4	<0.5	<0.5	<0.5	<0.5	<0.5	<0.5	<0.5	<0.5	<0.5	<0.5	<0.5	0.79	<0.5	<0.5	<0.5	<0.5	<0.5	2.9	<0.5	
	14-Mar-07		<5.0	<5.0	<5.0	<5.0	<5.0	<5.0	<5.0	<5.0	<5.0	<5.0	<5.0	<5.0	<5.0	<5.0	<5.0	<5.0	<5.0	<5.0	<5.0	<5.0	<5.0	<5.0	
	25-Sep-07		<0.50	<0.50	1.2	<0.50	<0.50	<0.50	<0.50	<0.50	<0.50	<0.50	<0.50	<0.50	<0.50	<0.50	0.62	<0.50	<0.50	<0.50	<0.50	<0.50	<0.50	<0.50	
	25-Sep-07	dup	<0.50	<0.50	1	<0.50	<0.50	<0.50	<0.50	<0.50	<0.50	<0.50	<0.50	<0.50	<0.50	<0.50	0.66	<0.50	<0.50	<0.50	<0.50	<0.50	<0.50	<0.50	
18-Mar-08		<10	<10	1.1	<10	<0.50	<0.50	<0.50	<0.50	<0.50	<0.50	<0.50	<0.50	<0.50	<0.50	0.46 J	<0.50	<0.50	<0.50	<0.50	<0.50	<0.50	<0.50		
15-Sep-08		<100	<100	<5.0	<100	<5.0	<5.0	<5.0	<5.0	<20 J/UB	<5.0	<5.0	<5.0	<5.0	<5.0	<5.0	<5.0	<5.0	<5.0	<5.0	<5.0	<5.0	<5.0		
17-Mar-09		<50	<50	1.05 J	<50	<2.5	<2.5	<2.5	<2.5	1.05 J	<2.5	<2.5	<2.5	<2.5	<2.5	<2.5	<2.5	<2.5	<2.5	<2.5	<2.5	<2.5	<2.5		
23-Sep-09		<20	<20	0.96 J	<20	<1.0	<5.0	<1.0	<1.0	---	<1.0	<1.0	<1.0	<1.0	<1.0	0.34 J	<1.0	<1.0	<1.0	<1.0	<1.0	<1.0	<1.0		
23-Mar-10		<20	<20	0.79 J	<20	<1.0	<5.0	<1.0	<1.0	<1.0	<1.0	<1.0	<1.0	<1.0	<1.0	0.31 J	<1.0	<1.0	<1.0	<1.0	<1.0	0.39 J	<1.0		
14-Sep-10		<20	<20	0.93 J	<20	<1.0	<5.0	<1.0	<1.0	<1.0	<1.0	<1.0	<1.0	<1.0	<1.0	<1.0	<1.0	<1.0	<1.0	<1.0	<1.0	0.37 J	<1.0		

US EPA ARCHIVE DOCUMENT

Appendix C
Groundwater and Surface Water Analytical Results
Former Romic Environmental Technologies Corporation
East Palo Alto, California
Groundwater Monitoring Report

Sampling Location	Date Sample Collected	Cas Number	Acetone (µg/L)	2-Butanone (µg/L)	2-Chloro toluene (µg/L)	2-Hexanone (µg/L)	Benzene (µg/L)	Bromo methane (µg/L)	Bromo chloro methane (µg/L)	Bromo dichloro methane (µg/L)	Carbon Disulfide (µg/L)	Carbon Tetra chloride (µg/L)	Chloro benzene (µg/L)	Chloro ethane (µg/L)	Chloro form (µg/L)	1,2-Dichloro benzene (µg/L)	1,1-DCA (µg/L)	1,2-DCA (µg/L)	1,3-Dichloro propane (µg/L)	1,2-Dichloro propane (µg/L)	1,1-DCE (µg/L)	Chloro methane (µg/L)	cis-1,2-DCE (µg/L)	trans-1,2-DCE (µg/L)
			67-64-1	78-93-3	95-49-8	591-78-6	71-43-2	74-83-9	74-97-5	75-27-4	75-15-0	56-23-5	108-90-7	75-00-3	67-66-3	95-50-1	75-34-3	107-06-2	142-28-9	78-87-5	75-35-4	74-87-3	156-59-2	156-60-5
RW-4A	12-Sep-00		<33.3	<33.3	<33.3	<33.3	<33.3	<33.3	<33.3	<33.3	<33.3	<33.3	<33.3	<33.3	<33.3	<33.3	<33.3	<33.3	<33.3	<33.3	<33.3	<33.3	<33.3	<33.3
	05-Dec-00		<2.0	<2.0	<2.0	<2.0	2.16	<2.0	<2.0	<2.0	<2.0	<2.0	10.3	<2.0	<2.0	<2.0	<2.0	<2.0	<2.0	<2.0	<2.0	<2.0	<2.0	<2.0
	21-Mar-01		<2.0	<2.0	<2.0	<2.0	<2.0	<2.0	<2.0	<2.0	<2.0	<2.0	9.32	<5.0	<2.0	<2.0	<2.0	<2.0	<2.0	<2.0	<2.0	<2.0	<2.0	<2.0
dup	21-Mar-01		<2.0	<2.0	<2.0	<2.0	<2.0	<2.0	<2.0	<2.0	<2.0	<2.0	9.34	<5.0	<2.0	<2.0	<2.0	<2.0	<2.0	<2.0	<2.0	<2.0	<2.0	<2.0
	15-Jun-01		<2.0	<2.0	<2.0	<2.0	2.4	<2.0	<2.0	<2.0	<2.0	<2.0	11	<5.0	<2.0	<2.0	<2.0	<2.0	<2.0	<2.0	<2.0	<2.0	<2.0	<2.0
	06-Sep-01		<2.0	<2.0	<2.0	<2.0	2.9	<2.0	<2.0	<2.0	<2.0	<2.0	14	<2.0	<2.0	<2.0	<2.0	<2.0	<2.0	<2.0	<2.0	<2.0	<2.0	<2.0
	18-Dec-01		<2.0	<2.0	<2.0	<2.0	2.9	<2.0	<2.0	<2.0	<2.0	<2.0	17	<5.0	<2.0	<2.0	<2.0	<2.0	<2.0	<2.0	<2.0	<2.0	<2.0	<2.0
	03-Apr-02		<2.0	<2.0	<2.0	<2.0	<2.0	<2.0	<2.0	<2.0	<2.0	<2.0	5.8	<5.0	<2.0	<2.0	<2.0	<2.0	<2.0	<2.0	<2.0	<2.0	<2.0	<2.0
	11-Jun-02		<2.0	<2.0	<2.0	<2.0	2.7	<2.0	<2.0	<2.0	<2.0	<2.0	12	<5.0	<2.0	<2.0	<2.0	<2.0	<2.0	<2.0	<2.0	<2.0	<2.0	<2.0
	25-Sep-02		<0.50	<0.50	<0.50	<0.50	3.3	<0.50	<0.50	<0.50	<0.50	<0.50	11	1.4	<0.50	1.2	3.9	1.7	<0.50	<0.50	<0.50	<0.50	<0.50	<0.50
	02-Jan-03		<2.5	<2.5	<2.5	<2.5	3.1	<2.5	<2.5	<2.5	<2.5	<2.5	13	<2.5	<2.5	<2.5	<2.5	<2.5	<2.5	<2.5	<2.5	<2.5	<2.5	<2.5
	11-Mar-03		<25	<25	<25	<25	<25	<25	<25	<25	<25	<25	<25	<25	<25	<25	<25	<25	<25	<25	<25	<25	<25	<25
	17-Jun-03		<2.5	<2.5	<2.5	<2.5	6	<2.5	<2.5	<2.5	<2.5	<2.5	17	<2.5	<2.5	3	6	<2.5	<2.5	<2.5	<2.5	4.6	<2.5	<2.5
	17-Sep-03		<2.5	<2.5	<2.5	<2.5	7.8	<2.5	<2.5	<2.5	<2.5	<2.5	18	3.7	<2.5	<2.5	7.5	<2.5	<2.5	<2.5	<2.5	<2.5	<2.5	<2.5
	17-Dec-03		<12	<12	<12	<12	<12	<12	<12	<12	<12	<12	14	<12	<12	<12	<12	<12	<12	<12	<12	<12	25	<12
	17-Mar-04		<5.0	<5.0	<5.0	<5.0	6.2	<5.0	<5.0	<5.0	<5.0	<5.0	13	<5.0	<5.0	<5.0	<5.0	<5.0	<5.0	<5.0	<5.0	<5.0	<5.0	<5.0
	22-Jun-04		<12	<12	<12	<12	<12	<12	<12	<12	<12	<12	17	<12	<12	<12	<12	<12	<12	<12	<12	<12	<12	<12
	22-Jun-04		<0.50	<0.50	2.4	<0.50	13	<0.50	<0.50	<0.50	<0.50	<0.50	19	7.3	<0.50	2.5	15	2.6	0.95	<12	<0.50	<12	<0.50	<0.50
	29-Sep-04		<2.5	<2.5	<2.5	<2.5	15	<2.5	<2.5	<2.5	<2.5	<2.5	21	8.7	<2.5	<2.5	11	2.6	<2.5	<2.5	<2.5	<2.5	<2.5	<2.5
	20-Dec-04		<200	<200	<200	<200	<200	<200	<200	<200	<200	<200	<200	<200	<200	<200	<200	<200	<200	<200	<200	<200	<200	<200
	29-Mar-05		<2.5	<2.5	<2.5	<2.5	12	<2.5	<2.5	<2.5	<2.5	<2.5	14	9.4	<2.5	<2.5	4.8	<2.5	<2.5	<2.5	<2.5	<2.5	<2.5	<2.5
	07-Jun-05		<5.0	<5.0	<5.0	<5.0	14	<5.0	<5.0	<5.0	<5.0	<5.0	14	13	<5.0	<5.0	6	<5.0	<5.0	<5.0	<5.0	<5.0	<5.0	<5.0
	18-Aug-05		<1.0	<1.0	1.1	<1.0	17	<1.0	<1.0	<1.0	<1.0	<1.0	15	9.5	<1.0	1.7	4.6	1.5	<1.0	<1.0	<1.0	<1.0	<1.0	<1.0
	30-Nov-05		<1.0	<1.0	<1.0	<1.0	19	<1.0	<1.0	<1.0	<1.0	<1.0	14	11	<1.0	1.7	2.7	<1.0	<1.0	<1.0	<1.0	<1.0	<1.0	<1.0
dup	30-Nov-05		<1.0	<1.0	<1.0	<1.0	21	<1.0	<1.0	<1.0	<1.0	<1.0	16	12	<1.0	1.9	3.2	1	1.3	<0.5	<0.5	<0.5	<0.5	<0.5
	23-Mar-06		<1.0	<1.0	<1.0	<1.0	20	<1.0	<1.0	<1.0	<1.0	<1.0	13	16	<1.0	1.5	3.9	1.2	1.4	<0.5	<0.5	<0.5	<0.5	<0.5
	15-Jun-06		<0.5	<0.5	<0.5	<0.5	33	<0.5	<0.5	<0.5	0.86	<0.5	24	19	<0.5	2.6	9.4	1.2	2.2	<0.5	<0.5	<0.5	<0.5	0.81
	22-Sep-06		<0.5	<0.5	<0.5	<0.5	7.7	<0.5	<0.5	<0.5	6.4	<0.5	5.4	30	<0.5	8.7	5	2.2	<0.5	0.67	0.67	0.67	10	18
	05-Dec-06		<0.5	<0.5	<0.5	<0.5	23	<0.5	<0.5	<0.5	<0.5	<0.5	13	18	<0.5	1.1	2.3	<0.5	<0.5	<0.5	<0.5	<0.5	<0.5	18
	15-Mar-07		<0.5	<0.5	<0.5	<0.5	22	<0.5	<0.5	<0.5	<0.5	<0.5	12	18	<0.5	<0.5	<0.5	<0.5	<0.5	<0.5	<0.5	<0.5	<0.5	<0.5
	18-Jun-07		<0.5	19,000	<0.5	<0.5	32	<0.5	<0.5	<0.5	<0.5	<0.5	17	35	<0.5	1.5	4.9	1.1	<0.5	<0.5	<0.5	<0.5	<0.5	0.88
	25-Sep-07		<0.50	<0.50	<0.50	<0.50	32	<0.50	<0.50	<0.50	<0.50	<0.50	15	29	<0.50	1.4	4	1.2	1.9	<0.50	<0.50	<0.50	<0.50	0.75
	11-Dec-07		<0.50	<0.50	<0.50	<0.50	48	<0.50	<0.50	<0.50	<0.50	<0.50	23	24	<0.50	1.9	24	1.5	<0.50	<0.50	<0.50	<0.50	<0.50	2.3
	19-Mar-08		<10	<10	<0.50	<10	11	<0.50	<0.50	<0.50	9.1	<0.50	6.7	18	<0.50	0.8	0.87	<0.50	<0.50	<0.50	<0.50	7.2	<0.50	<0.50
	24-Jun-08		<10	<10	<0.50	<10	19	<0.50	<0.50	<0.50	<0.50	<0.50	7.7	8.7	<0.50	0.73	7.2	<0.50	1	<0.50	<0.50	<0.50	<0.50	2.1
	17-Sep-08		<100	<100	<5.0	<100	49	<5.0	<5.0	<5.0	<20 /UB	<5.0	20	73	<5.0	<5.0	25	<5.0	2.6	<5.0	<5.0	<5.0	2.9	<5.0
	16-Dec-08		<200	<200	<10	<200	26	<10	<10	<10	<40 J/UB	<10	10	18	<10	<10	<10	<10	<10	<10	<10	<10	<10	<10
	19-Mar-09		<100	<100	<5.0	<100	22	<5.0	<5.0	<5.0	<20	<5.0	9.6	14	<5.0	<5.0	<5.0	<5.0	<5.0	<5.0	<5.0	<5.0	<5.0	<5.0
	23-Jun-09		<100	<100	<5.0	<100	97	<5.0	<5.0	<5.0	<20	<5.0	39	47	<5.0	<5.0	49	<5.0	5.9	<5.0	<5.0	<5.0	<5.0	3.4 J
	23-Sep-09		<200	<200	<50	<200	113	<50	<10	<10	---	<10	47.8	41.5	<10	3.3 J	80.3	<10	7.8 J	<10	<10	<10	<10	4.9 J
	15-Dec-09		<20	<20	1.3 J	<20	78.6	<5.0	<1.0	<1.0	<1.0	<1.0	33.5	39.3	<1.0	2.3	27.2	0.68 J	5.1	<1.0	<1.0	<1.0	0.81 J	2.6
dup	15-Dec-09		<20	<20	1.2 J	<20	76.0	<5.0	<1.0	<1.0	<1.0	<1.0	32.7	38.6	<1.0	2.2	26.5	0.67 J	5.1	<1.0	<1.0	<1.0	0.77 J	2.5
	23-Mar-10		<20	<20	1.2 J	<20	82.7	<5.0	<1.0	<1.0	<1.0	<1.0	34.0	39.9	<1.0	2.2	37.8	0.87 J	5.5	<1.0	<1.0	<1.0	0.47 J	4.1
	22-Jun-10		<20	<20	1.4 J	<20	90.1	<5.0	<1.0	<1.0	0.24 J	<1.0	37.3	33.6	<1.0	2.4	49.8	0.92 J	5.7	<1.0	<1.0	<1.0	<1.0	4.4
dup	22-Jun-10		<20	<20	1.3 J	<20	87.9	<5.0	<1.0	<1.0</														

Appendix C
Groundwater and Surface Water Analytical Results
Former Romic Environmental Technologies Corporation
East Palo Alto, California
Groundwater Monitoring Report

Sampling Location	Date Sample Collected	Cas Number	Acetone (µg/L)	2-Butanone (µg/L)	2-Chloro toluene (µg/L)	2-Hexanone (µg/L)	Benzene (µg/L)	Bromo methane (µg/L)	Bromo chloro methane (µg/L)	Bromo dichloro methane (µg/L)	Carbon Disulfide (µg/L)	Carbon Tetra chloride (µg/L)	Chloro benzene (µg/L)	Chloro ethane (µg/L)	Chloro form (µg/L)	1,2-Dichloro benzene (µg/L)	1,1-DCA (µg/L)	1,2-DCA (µg/L)	1,3-Dichloro propane (µg/L)	1,2-Dichloro propane (µg/L)	1,1-DCE (µg/L)	Chloro methane (µg/L)	cis-1,2-DCE (µg/L)	trans-1,2-DCE (µg/L)
			67-64-1	78-93-3	95-49-8	591-78-6	71-43-2	74-83-9	74-97-5	75-27-4	75-15-0	56-23-5	108-90-7	75-00-3	67-66-3	95-50-1	75-34-3	107-06-2	142-28-9	78-87-5	75-35-4	74-87-3	156-59-2	156-60-5
RW-5A	12-Sep-00		<8.33	<8.33	<8.33	<8.33	11.6	<8.33	<8.33	<8.33	<8.33	<8.33	<8.33	<8.33	<8.33	<8.33	32.4	44.2	<8.33	<8.33	<8.33	<8.33	161	<8.33
dup	12-Sep-00		<8.33	<8.33	<8.33	<8.33	16.4	<8.33	<8.33	<8.33	<8.33	<8.33	<8.33	<8.33	<8.33	<8.33	39.8	47	<8.33	<8.33	8.63	<8.33	196	11.2
	05-Dec-00		<2.0	<2.0	<2.0	<2.0	22.9	<2.0	<2.0	<2.0	<2.0	<2.0	<2.0	<2.0	<2.0	<2.0	55.1	29	<2.0	<2.0	9.09	<2.0	169	13.4
	22-Mar-01		<6.66	<6.66	<6.66	<6.66	8.04	<6.66	<6.66	<6.66	<6.66	<6.66	<6.66	<16.6	<6.66	<6.66	40.5	54.2	<6.66	<6.66	9.09	<6.66	192	7.68
	15-Jun-01		<10	<10	<10	<10	20	<10	<10	<10	<10	<10	<10	<25	<10	<10	73	75	<10	<10	15	<10	240	13
	06-Sep-01		<2.0	<2.0	<2.0	<2.0	17	<2.0	<2.0	<2.0	<2.0	<2.0	<2.0	2.6	<2.0	<2.0	91	92	<2.0	<2.0	9.3	<2.0	160	16
	18-Dec-01		<3.3	<3.3	<3.3	<3.3	25	<3.3	<3.3	<3.3	<3.3	<3.3	<3.3	<8.4	<3.3	<3.3	93	61	<3.3	<3.3	3.7	<3.3	48	23
	05-Apr-02		<3.3	<3.3	<3.3	<3.3	33	<3.3	<3.3	<3.3	<3.3	<3.3	<3.3	10	<3.3	<3.3	110	98	<3.3	<3.3	<3.3	<3.3	33	30
	11-Jun-02		<4.0	<4.0	<4.0	<4.0	34	<4.0	<4.0	<4.0	<4.0	<4.0	<4.0	17	<4.0	<4.0	99	73	<4.0	<4.0	<4.0	<4.0	30	31
	26-Sep-02		<2.5	<2.5	<2.5	<2.5	24	<2.5	<2.5	<2.5	<2.5	<2.5	<2.5	10	<2.5	<2.5	80	16	<2.5	<2.5	<2.5	<2.5	3.9	7.1
	02-Jan-03		<0.50	<0.50	<0.50	<0.50	12	<0.50	<0.50	<0.50	<0.50	<0.50	0.73	5.3	<0.50	<0.50	41	12	<0.50	<0.50	<0.50	<0.50	<0.50	2.4
dup	02-Jan-03		<0.50	<0.50	<0.50	<0.50	13	<0.50	<0.50	<0.50	<0.50	<0.50	0.72	5.1	<0.50	<0.50	50	13	<0.50	<0.50	<0.50	<0.50	<0.50	2.3
	11-Mar-03		<1.0	<1.0	<1.0	<1.0	16	<1.0	<1.0	<1.0	<1.0	<1.0	1.2	4.3	<1.0	<1.0	57	23	<1.0	<1.0	1.1	<1.0	27	16
	17-Jun-03		<2.5	<2.5	<2.5	<2.5	3.2	<2.5	<2.5	<2.5	<2.5	<2.5	<2.5	<2.5	<2.5	<2.5	66	8	<2.5	<2.5	<2.5	<2.5	3.3	12
	19-Sep-03		<1.0	<1.0	<1.0	<1.0	9.3	<1.0	<1.0	<1.0	<1.0	<1.0	1.4	1.4	<1.0	<1.0	73	8.8	<1.0	<1.0	1.3	<1.0	18	19
	17-Dec-03		<2.5	<2.5	<2.5	<2.5	<2.5	<2.5	<2.5	<2.5	<2.5	<2.5	<2.5	<2.5	<2.5	<2.5	34	<2.5	<2.5	<2.5	<2.5	<2.5	<2.5	4.4
	17-Mar-04		<1.0	<1.0	<1.0	<1.0	2.4	<1.0	<1.0	<1.0	<1.0	<1.0	<1.0	<1.0	<1.0	<1.0	36	5.5	<1.0	<1.0	<1.0	<1.0	7.6	5.5
	22-Jun-04		<2.5	<2.5	<2.5	<2.5	<2.5	<2.5	<2.5	<2.5	<2.5	<2.5	<2.5	<2.5	<2.5	<2.5	38	2.7	<2.5	<2.5	<2.5	<2.5	3.5	4.4
	28-Sep-04		<0.50	<0.50	<0.50	<0.50	0.73	<0.50	<0.50	<0.50	<0.50	<0.50	0.9	<0.50	<0.50	<0.50	42	1.8	<0.50	<0.50	<0.50	<0.50	0.97	5.2
	20-Dec-04		<2.5	<2.5	<2.5	<2.5	<2.5	<2.5	<2.5	<2.5	<2.5	<2.5	<2.5	<2.5	<2.5	<2.5	27	<2.5	<2.5	<2.5	<2.5	<2.5	<2.5	2.9
	28-Mar-05		<2.5	<2.5	<2.5	<2.5	5.9	<2.5	<2.5	<2.5	<2.5	<2.5	<2.5	<2.5	<2.5	<2.5	37	13	<2.5	<2.5	2.5	<2.5	57	6.8
	07-Jun-05		<5.0	<5.0	<5.0	<5.0	11	<5.0	<5.0	<5.0	<5.0	<5.0	<5.0	<5.0	<5.0	<5.0	42	6.8	<5.0	<5.0	<5.0	<5.0	25	9.3
	18-Aug-05		<0.5	<0.5	<0.5	<0.5	11	<0.5	<0.5	<0.5	<0.5	<0.5	1.2	<1.0	<0.5	<0.5	40	2.6	<0.5	<0.5	1	<0.5	10	9.5
	29-Nov-05		<0.5	<0.5	<0.5	<0.5	8.9	<0.5	<0.5	<0.5	<0.5	<0.5	1.2	<1.0	<0.5	<0.5	49	1.9	<0.5	<0.5	1	<0.5	6.3	12
	23-Mar-06		<0.5	<0.5	<0.5	<0.5	13	<0.5	<0.5	<0.5	<0.5	<0.5	1.3	<1.0	<0.5	<0.5	75	5.7	<0.5	<0.5	4.5	<0.5	30	18
	15-Jun-06		<0.5	<0.5	<0.5	<0.5	16	<0.5	<0.5	<0.5	<0.5	<0.5	2.3	<0.5	<0.5	<0.5	75	6.6	<0.5	<0.5	9	<0.5	60	21
	15-Jun-06		<0.5	<0.5	<0.5	<0.5	17	<0.5	<0.5	<0.5	<0.5	<0.5	2.5	<0.5	<0.5	<0.5	79	7.3	<0.5	<0.5	12	<0.5	75	23
	21-Sep-06		<0.5	<0.5	<0.5	<0.5	13	<0.5	<0.5	<0.5	<0.5	<0.5	2	0.96	<0.5	<0.5	83	3.7	<0.5	<0.5	2.1	<0.5	11	24
	05-Dec-06		<0.5	<0.5	<0.5	<0.5	12	<0.5	<0.5	<0.5	<0.5	<0.5	1.7	<0.5	<0.5	<0.5	74	<0.5	<0.5	<0.5	<0.5	<0.5	6.6	18
dup	13-Mar-07		<2.5	290	<2.5	<2.5	12	<2.5	<2.5	<2.5	<2.5	<2.5	<2.5	<2.5	<2.5	<2.5	83	<2.5	<2.5	<2.5	<2.5	<2.5	<2.5	19
	13-Mar-07		<2.5	<2.5	<2.5	<2.5	11	<2.5	<2.5	<2.5	<2.5	<2.5	<2.5	<2.5	<2.5	<2.5	79	<2.5	<2.5	<2.5	<2.5	<2.5	<2.5	18
	18-Jun-07		<0.5	<0.5	<0.5	<0.5	16	<0.5	<0.5	<0.5	<0.5	<0.5	2.5	<0.5	<0.5	<0.5	130	7.6	<0.5	<0.5	3.2	<0.5	32	30
	27-Sep-07		<0.50	<0.50	<0.50	<0.50	9	<0.50	<0.50	<0.50	<0.50	<0.50	1.9	<0.50	<0.50	<0.50	100	3.9	<0.50	<0.50	0.71	<0.50	4.5	23
	11-Dec-07		<0.50	<0.50	<0.50	<0.50	1.4	<0.50	<0.50	<0.50	<0.50	<0.50	1.8	<0.50	<0.50	<0.50	98	2.7	<0.50	<0.50	<0.50	<0.50	3.2	23
	19-Mar-08		<10	<10	<0.50	<10	2.1	0.64	<0.50	<0.50	1.1	<0.50	1.8	1.3	<0.50	<0.50	90	1.8	<0.50	<0.50	0.69	0.95	6.6	17
	24-Jun-08		<10	<10	<0.50	<10	0.93	0.64	<0.50	<0.50	<0.50	<0.50	1.5	<0.50	<0.50	<0.50	92	1.5	<0.50	<0.50	0.79	<0.50	6.5	16
	18-Sep-08		<10	<10	<0.50	<10	0.28 J	<0.50	<0.50	<0.50	<2.0 J/UB	<0.50	1.9	<0.50	<0.50	<0.50	98	2.0	<0.50	<0.50	0.69	<0.50	4.1	23
	16-Dec-08		<200	<200	<10	<200	<10	<10	<10	<10	<40 J/UB	<10	<10	<10	<10	<10	58	<10	<10	<10	<10	<10	<10	11
	17-Mar-09		<50	<50	<2.5	<50	<2.5	<2.5	<2.5	<2.5	1.05 J	<2.5	1.25 J	<2.5	<2.5	<2.5	57	<2.5	<2.5	<2.5	<2.5	<2.5	1.35 J	9.8
	23-Jun-09		<50	<50	<2.5	<50	<2.5	<2.5	<2.5	<2.5	2.6 J	<2.5	<2.5	<2.5	<2.5	<2.5	55	1.1 J	<2.5	<2.5	<2.5	<2.5	1.9 J	9.4
	23-Sep-09		<20	<20	<5.0	<20	<1.0	<5.0	<1.0	<1.0	---	<1.0	1.1	<1.0	<1.0	<1.0	57.8	0.88 J	<1.0	<1.0	<1.0	<1.0	1.6	8.8
	15-Dec-09		<20	<20	<5.0	<20	<1.0	<5.0	<1.0	<1.0	<1.0	<1.0	0.74 J	<1.0	<1.0	<1.0	37.2	0.56 J	<1.0	<1.0	<1.0	<1.0	1.1	6.4
	23-Mar-10		<20	<20	<5.0	<20	<1.0	<5.0	<1.0	<1.0	0.38 J	<1.0	<1.0	<1.0	<1.0	<1.0	9.3	<1.0	<1.0	<1.0	<1.0	<1.0	1.5	0.45 J
	22-Jun-10		<20	<20	<5.0	<20	0.85 J	<5.0	<1.0	<1.0	<1.0	<1.0	0.98 J	<1.0	<1.0	<1.0	20.9	0.34 J	<1.0	<1.0	<1.0	<1.0	1.0	2.7
	14-Sep-10		<20	<20	<5.0	<20	0.61 J	<5.0	<1.0	<1.														

Appendix C
Groundwater and Surface Water Analytical Results
Former Romic Environmental Technologies Corporation
East Palo Alto, California
Groundwater Monitoring Report

Sampling Location	Date Sample Collected	Cas Number	Acetone (µg/L)	2-Butanone (µg/L)	2-Chloro toluene (µg/L)	2-Hexanone (µg/L)	Benzene (µg/L)	Bromo methane (µg/L)	Bromo chloro methane (µg/L)	Bromo dichloro methane (µg/L)	Carbon Disulfide (µg/L)	Carbon Tetra chloride (µg/L)	Chloro benzene (µg/L)	Chloro ethane (µg/L)	Chloro form (µg/L)	1,2-Dichloro benzene (µg/L)	1,1-DCA (µg/L)	1,2-DCA (µg/L)	1,3-Dichloro propane (µg/L)	1,2-Dichloro propane (µg/L)	1,1-DCE (µg/L)	Chloro methane (µg/L)	cis-1,2-DCE (µg/L)	trans-1,2-DCE (µg/L)
			67-64-1	78-93-3	95-49-8	591-78-6	71-43-2	74-83-9	74-97-5	75-27-4	75-15-0	56-23-5	108-90-7	75-00-3	67-66-3	95-50-1	75-34-3	107-06-2	142-28-9	78-87-5	75-35-4	74-87-3	156-59-2	156-60-5
RW-6A	12-Sep-00		<2.0	<2.0	<2.0	<2.0	<2.0	<2.0	<2.0	<2.0	<2.0	<2.0	<2.0	<2.0	<2.0	<2.0	<2.0	<2.0	<2.0	<2.0	<2.0	<2.0	<2.0	<2.0
	05-Dec-00		<2.0	<2.0	<2.0	<2.0	<2.0	<2.0	<2.0	<2.0	<2.0	<2.0	<2.0	<2.0	<2.0	<2.0	<2.0	<2.0	<2.0	<2.0	<2.0	<2.0	<2.0	<2.0
	21-Mar-01		<2.0	<2.0	<2.0	<2.0	<2.0	<2.0	<2.0	<2.0	<2.0	<2.0	<2.0	<5.0	<2.0	<2.0	<2.0	<2.0	<2.0	<2.0	<2.0	<2.0	<2.0	<2.0
	15-Jun-01		<2.0	<2.0	<2.0	<2.0	<2.0	<2.0	<2.0	<2.0	<2.0	<2.0	<2.0	<5.0	<2.0	<2.0	<2.0	<2.0	<2.0	<2.0	<2.0	<2.0	<2.0	<2.0
	06-Sep-01		<2.0	<2.0	<2.0	<2.0	<2.0	<2.0	<2.0	<2.0	<2.0	<2.0	<2.0	<5.0	<2.0	<2.0	2.4	<2.0	<2.0	<2.0	<2.0	<2.0	<2.0	<2.0
	19-Dec-01		<2.0	<2.0	<2.0	<2.0	<2.0	<2.0	<2.0	<2.0	<2.0	<2.0	<2.0	<5.0	<2.0	<2.0	<2.0	<2.0	<2.0	<2.0	<2.0	<2.0	<2.0	<2.0
	03-Apr-02		<2.0	<2.0	<2.0	<2.0	<2.0	<2.0	<2.0	<2.0	<2.0	<2.0	<2.0	<5.0	<2.0	<2.0	<2.0	<2.0	<2.0	<2.0	<2.0	<2.0	<2.0	<2.0
	11-Jun-02		<2.0	<2.0	<2.0	<2.0	<2.0	<2.0	<2.0	<2.0	<2.0	<2.0	<2.0	<5.0	<2.0	<2.0	4	<2.0	<2.0	<2.0	<2.0	<2.0	<2.0	<2.0
	24-Sep-02		<0.50	<0.50	<0.50	<0.50	<0.50	<0.50	<0.50	<0.50	<0.50	<0.50	<0.50	<0.50	<0.50	<0.50	4.2	0.53	<0.50	<0.50	<0.50	<0.50	<0.50	<0.50
	02-Jan-03		<0.50	<0.50	<0.50	<0.50	<0.50	<0.50	<0.50	<0.50	<0.50	<0.50	<0.50	<0.50	<0.50	<0.50	<0.50	<0.50	<0.50	<0.50	<0.50	<0.50	<0.50	<0.50
	12-Mar-03		<2.5	<2.5	<2.5	<2.5	<2.5	<2.5	<2.5	<2.5	<2.5	<2.5	<2.5	<2.5	<2.5	<2.5	<2.5	<2.5	<2.5	<2.5	<2.5	<2.5	<2.5	<2.5
	16-Sep-03		<0.50	<0.50	<0.50	<0.50	<0.50	<0.50	<0.50	<0.50	<0.50	<0.50	<0.50	<0.50	<0.50	<0.50	1.4	<0.50	<0.50	<0.50	<0.50	<0.50	<0.50	<0.50
	17-Mar-04		<0.50	<0.50	<0.50	<0.50	<0.50	<0.50	<0.50	<0.50	<0.50	<0.50	<0.50	<0.50	<0.50	<0.50	<0.50	<0.50	<0.50	<0.50	<0.50	<0.50	<0.50	<0.50
	28-Sep-04		<2.5	<2.5	<2.5	<2.5	<2.5	<2.5	<2.5	<2.5	<2.5	<2.5	<2.5	<2.5	<2.5	<2.5	<2.5	<2.5	<2.5	<2.5	<2.5	<2.5	<2.5	<2.5
	29-Mar-05		<0.50	<0.50	<0.50	<0.50	<0.50	<0.50	<0.50	<0.50	<0.50	<0.50	<0.50	<0.50	<0.50	<0.50	<0.50	<0.50	<0.50	<0.50	<0.50	<0.50	1.3	<0.50
	17-Aug-05		<0.5	<0.5	<0.5	<0.5	<0.5	<0.5	<0.5	<0.5	<0.5	<0.5	<0.5	<1.0	<0.5	<0.5	<0.5	<0.5	<0.5	<0.5	<0.5	<0.5	<0.5	<0.5
	23-Mar-06		<0.5	<0.5	<0.5	<0.5	<0.5	<0.5	<0.5	<0.5	<0.5	<0.5	<0.5	<1.0	<0.5	<0.5	<0.5	<0.5	<0.5	<0.5	<0.5	<0.5	<0.5	<0.5
	21-Sep-06		<0.5	<0.5	<0.5	<0.5	<0.5	<0.5	<0.5	<0.5	<0.5	<0.5	<0.5	<0.5	<0.5	<0.5	4.5	<0.5	<0.5	<0.5	<0.5	<0.5	<0.5	<0.5
	15-Mar-07		<0.5	<0.5	<0.5	<0.5	<0.5	<0.5	<0.5	<0.5	<0.5	<0.5	<0.5	<0.5	<0.5	<0.5	<0.5	<0.5	<0.5	<0.5	<0.5	<0.5	<0.5	<0.5
	24-Sep-07		<0.50	<0.50	<0.50	<0.50	<0.50	<0.50	<0.50	<0.50	<0.50	<0.50	<0.50	<0.50	<0.50	<0.50	4.6	<0.50	<0.50	<0.50	<0.50	<0.50	<0.50	<0.50
	18-Mar-08		<10	<10	<0.50	<10	<0.50	<0.50	<0.50	<0.50	<0.50	<0.50	<0.50	<0.50	<0.50	<0.50	<0.50	<0.50	<0.50	<0.50	<0.50	<0.50	<0.50	<0.50
	16-Sep-08		<100	<100	<5.0	<100	<5.0	<5.0	<5.0	<5.0	<20 J/UB	<5.0	<5.0	<5.0	<5.0	<5.0	<5.0	<5.0	<5.0	<5.0	<5.0	<5.0	<5.0	<5.0
	16-Mar-09		<100	<100	<5.0	<100	<5.0	<5.0	<5.0	<5.0	<5.0	<5.0	<5.0	<5.0	<5.0	<5.0	<5.0	<5.0	<5.0	<5.0	<5.0	<5.0	<5.0	<5.0
	22-Sep-09		<20	<20	<5.0	<20	<1.0	<5.0	<1.0	<1.0	---	<1.0	<1.0	<1.0	<1.0	<1.0	3.1	0.34 J	<1.0	<1.0	<1.0	<1.0	<1.0	<1.0
	23-Mar-10		<20	<20	<5.0	<20	<1.0	<5.0 /UJ	<1.0	<1.0	<1.0	<1.0	<1.0	<1.0	<1.0	<1.0	0.71 J	<1.0	<1.0	<1.0	<1.0	<1.0	2.1	0.47 J
	14-Sep-10		<20	<20	<5.0	<20	<1.0	<5.0	<1.0	<1.0	<1.0	<1.0	<1.0	<1.0	<1.0	<1.0	1.3	<1.0	<1.0	<1.0	<1.0	<1.0	<1.0	<1.0

US EPA ARCHIVE DOCUMENT

Appendix C
Groundwater and Surface Water Analytical Results
Former Romic Environmental Technologies Corporation
East Palo Alto, California
Groundwater Monitoring Report

Sampling Location	Date Sample Collected	Cas Number	Acetone (µg/L)	2-Butanone (µg/L)	2-Chloro toluene (µg/L)	2-Hexanone (µg/L)	Benzene (µg/L)	Bromo methane (µg/L)	Bromo chloro methane (µg/L)	Bromo dichloro methane (µg/L)	Carbon Disulfide (µg/L)	Carbon Tetra chloride (µg/L)	Chloro benzene (µg/L)	Chloro ethane (µg/L)	Chloro form (µg/L)	1,2-Dichloro benzene (µg/L)	1,1-DCA (µg/L)	1,2-DCA (µg/L)	1,3-Dichloro propane (µg/L)	1,2-Dichloro propane (µg/L)	1,1-DCE (µg/L)	Chloro methane (µg/L)	cis-1,2-DCE (µg/L)	trans-1,2-DCE (µg/L)
			67-64-1	78-93-3	95-49-8	591-78-6	71-43-2	74-83-9	74-97-5	75-27-4	75-15-0	56-23-5	108-90-7	75-00-3	67-66-3	95-50-1	75-34-3	107-06-2	142-28-9	78-87-5	75-35-4	74-87-3	156-59-2	156-60-5
RW-7A	12-Sep-00		<2.0	<2.0	<2.0	<2.0	<2.0	<2.0	<2.0	<2.0	<2.0	<2.0	<2.0	<2.0	<2.0	<2.0	<2.0	<2.0	<2.0	<2.0	<2.0	<2.0	<2.0	<2.0
	05-Dec-00		<2.0	<2.0	<2.0	<2.0	<2.0	<2.0	<2.0	<2.0	<2.0	<2.0	<2.0	<2.0	<2.0	<2.0	<2.0	<2.0	<2.0	<2.0	<2.0	<2.0	<2.0	<2.0
	21-Mar-01		<2.0	<2.0	<2.0	<2.0	<2.0	<2.0	<2.0	<2.0	<2.0	<2.0	<2.0	<5.0	<2.0	<2.0	<2.0	<2.0	<2.0	<2.0	<2.0	<2.0	<2.0	<2.0
	15-Jun-01		<2.0	<2.0	<2.0	<2.0	<2.0	<2.0	<2.0	<2.0	<2.0	<2.0	<2.0	<5.0	<2.0	<2.0	<2.0	<2.0	<2.0	<2.0	<2.0	<2.0	<2.0	<2.0
dup	15-Jun-01		<2.0	<2.0	<2.0	<2.0	<2.0	<2.0	<2.0	<2.0	<2.0	<2.0	<2.0	<5.0	<2.0	<2.0	<2.0	<2.0	<2.0	<2.0	<2.0	<2.0	<2.0	<2.0
	05-Sep-01		<2.0	<2.0	<2.0	<2.0	<2.0	<2.0	<2.0	<2.0	<2.0	<2.0	<2.0	<5.0	<2.0	<2.0	<2.0	<2.0	<2.0	<2.0	<2.0	<2.0	<2.0	<2.0
dup	05-Sep-01		<2.0	<2.0	<2.0	<2.0	<2.0	<2.0	<2.0	<2.0	<2.0	<2.0	<2.0	<5.0	<2.0	<2.0	<2.0	<2.0	<2.0	<2.0	<2.0	<2.0	<2.0	<2.0
	18-Dec-01		<2.0	<2.0	<2.0	<2.0	<2.0	<2.0	<2.0	<2.0	<2.0	<2.0	<2.0	<5.0	<2.0	<2.0	<2.0	<2.0	<2.0	<2.0	<2.0	<2.0	<2.0	<2.0
	01-Apr-02		<2.0	<2.0	<2.0	<2.0	<2.0	<2.0	<2.0	<2.0	<2.0	<2.0	<2.0	<5.0	<2.0	<2.0	<2.0	<2.0	<2.0	<2.0	<2.0	<2.0	<2.0	<2.0
	11-Jun-02		<2.0	<2.0	<2.0	<2.0	<2.0	<2.0	<2.0	<2.0	<2.0	<2.0	<2.0	<5.0	<2.0	<2.0	<2.0	<2.0	<2.0	<2.0	<2.0	<2.0	<2.0	<2.0
dup	11-Jun-02		<2.0	<2.0	<2.0	<2.0	<2.0	<2.0	<2.0	<2.0	<2.0	<2.0	<2.0	<5.0	<2.0	<2.0	<2.0	<2.0	<2.0	<2.0	<2.0	<2.0	<2.0	<2.0
	24-Sep-02		<0.50	<0.50	<0.50	<0.50	<0.50	<0.50	<0.50	<0.50	<0.50	<0.50	<0.50	<0.50	<0.50	<0.50	<0.50	<0.50	<0.50	<0.50	<0.50	<0.50	<0.50	<0.50
	02-Jan-03		<0.50	<0.50	<0.50	<0.50	<0.50	<0.50	<0.50	<0.50	<0.50	<0.50	<0.50	<0.50	<0.50	<0.50	<0.50	<0.50	<0.50	<0.50	<0.50	<0.50	<0.50	<0.50
	11-Mar-03		<0.50	<0.50	<0.50	<0.50	<0.50	<0.50	<0.50	<0.50	<0.50	<0.50	<0.50	<0.50	<0.50	<0.50	<0.50	<0.50	<0.50	<0.50	<0.50	<0.50	<0.50	<0.50
	16-Sep-03		<0.50	<0.50	<0.50	<0.50	<0.50	<0.50	<0.50	<0.50	<0.50	<0.50	<0.50	<0.50	<0.50	<0.50	<0.50	<0.50	<0.50	<0.50	<0.50	<0.50	<0.50	<0.50
	28-Sep-04		<0.50	<0.50	<0.50	<0.50	<0.50	<0.50	<0.50	<0.50	<0.50	<0.50	<0.50	<0.50	<0.50	<0.50	<0.50	<0.50	<0.50	<0.50	<0.50	<0.50	<0.50	<0.50
	16-Aug-05		<0.5	<0.5	<0.5	<0.5	<0.5	<0.5	<0.5	<0.5	<0.5	<0.5	<0.5	<1.0	<0.5	<0.5	<0.5	<0.5	<0.5	<0.5	<0.5	<0.5	<0.5	<0.5
	22-Mar-06		<0.5	<0.5	<0.5	<0.5	<0.5	<0.5	<0.5	<0.5	<0.5	<0.5	<0.5	<1.0	<0.5	<0.5	<0.5	<0.5	<0.5	<0.5	<0.5	<0.5	<0.5	<0.5
	21-Sep-06		<0.5	<0.5	<0.5	<0.5	<0.5	<0.5	<0.5	<0.5	<0.5	<0.5	<0.5	<0.5	<0.5	<0.5	<0.5	<0.5	<0.5	<0.5	<0.5	<0.5	<0.5	<0.5
	24-Sep-07		<0.50	<0.50	<0.50	<0.50	<0.50	<0.50	<0.50	<0.50	<0.50	<0.50	<0.50	<0.50	<0.50	<0.50	<0.50	<0.50	<0.50	<0.50	<0.50	<0.50	<0.50	<0.50
	18-Mar-08		<0.50	<0.50	<0.50	<0.50	<0.50	<0.50	<0.50	<0.50	<0.50	<0.50	<0.50	<0.50	<0.50	<0.50	<0.50	<0.50	<0.50	<0.50	<0.50	<0.50	<0.50	<0.50
	15-Sep-08		<10	<10	<0.50	<10	<0.50	<0.50	<0.50	<0.50	<2.0	<0.50	<0.50	<0.50	<0.50	<0.50	<0.50	<0.50	<0.50	<0.50	<0.50	<0.50	<0.50	<0.50
dup	15-Sep-08		<10	<10	<0.50	<10	<0.50	<0.50	<0.50	<0.50	<2.0	<0.50	<0.50	<0.50	<0.50	<0.50	<0.50	<0.50	<0.50	<0.50	<0.50	<0.50	<0.50	<0.50
	21-Sep-09		<25	<5.0	<1.0	<10	<1.0	<2.0	<1.0	<1.0	<2.0	<1.0	<1.0	<2.0	<1.0	<1.0	<1.0	<1.0	<1.0	<1.0	<1.0	<2.0	<1.0	<1.0
	13-Sep-10		<20	<20	<5.0	<20	<1.0	<5.0	<1.0	<1.0	<1.0	<1.0	<1.0	<1.0	<1.0	<1.0	<1.0	<1.0	<1.0	<1.0	<1.0	<1.0	<1.0	<1.0

US EPA ARCHIVE DOCUMENT

Appendix C
Groundwater and Surface Water Analytical Results
Former Romic Environmental Technologies Corporation
East Palo Alto, California
Groundwater Monitoring Report

Sampling Location	Date Sample Collected	Cas Number	Acetone (µg/L)	2-Butanone (µg/L)	2-Chloro toluene (µg/L)	2-Hexanone (µg/L)	Benzene (µg/L)	Bromo methane (µg/L)	Bromo chloro methane (µg/L)	Bromo dichloro methane (µg/L)	Carbon Disulfide (µg/L)	Carbon Tetra chloride (µg/L)	Chloro benzene (µg/L)	Chloro ethane (µg/L)	Chloro form (µg/L)	1,2-Dichloro benzene (µg/L)	1,1-DCA (µg/L)	1,2-DCA (µg/L)	1,3-Dichloro propane (µg/L)	1,2-Dichloro propane (µg/L)	1,1-DCE (µg/L)	Chloro methane (µg/L)	cis-1,2-DCE (µg/L)	trans-1,2-DCE (µg/L)
			67-64-1	78-93-3	95-49-8	591-78-6	71-43-2	74-83-9	74-97-5	75-27-4	75-15-0	56-23-5	108-90-7	75-00-3	67-66-3	95-50-1	75-34-3	107-06-2	142-28-9	78-87-5	75-35-4	74-87-3	156-59-2	156-60-5
RW-8A	13-Sep-00		<2.0	<2.0	<2.0	<2.0	5.65	5.65	<2.0	<2.0	<2.0	<2.0	<2.0	<2.0	<2.0	<2.0	54.3	4.71	<2.0	<2.0	2.44	<2.0	122	6.36
	23-Mar-01		<2.0	<2.0	<2.0	<2.0	<2.0	<2.0	<2.0	<2.0	<2.0	<2.0	<2.0	<5.0	<2.0	<2.0	7.11	4.91	<2.0	<2.0	<2.0	<2.0	29	<2.0
	06-Sep-01		<2.0	<2.0	<2.0	<2.0	3.3	3.3	<2.0	<2.0	<2.0	<2.0	<2.0	<2.0	<2.0	<2.0	17	3.7	<2.0	<2.0	<2.0	<2.0	14	3.7
	04-Apr-02		<2.0	<2.0	<2.0	<2.0	<2.0	<2.0	<2.0	<2.0	<2.0	<2.0	<2.0	<5.0	<2.0	<2.0	12	4.8	<2.0	<2.0	<2.0	<2.0	21	<2.0
	25-Sep-02		<0.50	<0.50	<0.50	<0.50	2.5	2	<0.50	<0.50	<0.50	<0.50	<0.50	1.6	<0.50	<0.50	16	4.2	<0.50	<0.50	<0.50	0.87	17	3.2
dup	25-Sep-02		<0.50	<0.50	<0.50	<0.50	1.7	<0.50	<0.50	<0.50	<0.50	<0.50	<0.50	1.1	<0.50	<0.50	13	4.9	<0.50	<0.50	<0.50	<0.50	11	2.4
	11-Mar-03		<1.0	<1.0	<1.0	<1.0	1.4	<1.0	<1.0	<1.0	<1.0	<1.0	<1.0	1.1	<1.0	<1.0	23	12	<1.0	<1.0	1.5	<1.0	150	2.4
	17-Sep-03		<0.50	<0.50	<0.50	<0.50	1.3	<0.50	<0.50	<0.50	<0.50	<0.50	<0.50	1.9	<0.50	<0.50	14	6.9	<0.50	<0.50	<0.50	<0.50	40	2.1
	17-Mar-04		<5.0	<5.0	<5.0	<5.0	<5.0	<5.0	<5.0	<5.0	<5.0	<5.0	<5.0	<5.0	<5.0	<5.0	23	11	<5.0	<5.0	<5.0	<5.0	130	<5.0
	23-Jun-04		<0.50	<0.50	<0.50	<0.50	3.2	<0.50	<0.50	<0.50	<0.50	<0.50	<0.50	5.6	<0.50	<0.50	33	13	<0.50	<0.50	<0.50	<0.50	20	6.2
	29-Sep-04		<0.50	<0.50	<0.50	<0.50	3.7	<0.50	<0.50	<0.50	<0.50	<0.50	<0.50	2.2	<0.50	<0.50	25	8.3	<0.50	<0.50	1.2	<0.50	46	8.6
	28-Mar-05		<5.0	<5.0	<5.0	<5.0	<5.0	<5.0	<5.0	<5.0	<5.0	<5.0	<5.0	<5.0	<5.0	190	<5.0	<5.0	<5.0	<5.0	<5.0	<5.0	36	<5.0
dup	07-Jun-05		<500	<500	<500	<500	<500	<500	<500	<500	<500	<500	<500	<500	<500	<500	<500	1,700	<500	<500	1,600	<500	23,000	<500
	07-Jun-05		<500	<500	<500	<500	<500	<500	<500	<500	<500	<500	<500	<500	<500	<500	<500	1,600	<500	<500	1,600	<500	22,000	<500
	19-Aug-05		<0.5	<0.5	<0.5	<0.5	8.5	<0.5	<0.5	<0.5	4.2	<0.5	<0.5	22	1	<0.5	59	17	<0.5	<0.5	1.4	<0.5	26	14
	29-Nov-05		<1.0	<1.0	<1.0	<1.0	5.8	<1.0	<1.0	<1.0	<1.0	<1.0	<1.0	14	5.6	<1.0	78	13	<1.0	<1.0	11	<1.0	440	7.1
	24-Mar-06		<5.0	<5.0	<5.0	<5.0	20	<5.0	<5.0	<5.0	<5.0	<5.0	<5.0	14	5.8	<5.0	100	52	<5.0	<5.0	13	<5.0	890	27
	15-Jun-06		<0.5	<0.5	<0.5	<0.5	38	<0.5	<0.5	<0.5	<0.5	<0.5	<0.5	32	4.2	<0.5	90	40	<0.5	<0.5	6.2	<0.5	500	40
	23-Sep-06		<0.5	<0.5	<0.5	<0.5	21	<0.5	<0.5	<0.5	<0.5	<0.5	2.2	50	4.2	0.97	17	15	<0.5	<0.5	6.2	<0.5	37	11
dup	05-Dec-06		<0.5	<0.5	<0.5	<0.5	17	<0.5	<0.5	<0.5	<0.5	<0.5	0.58	43	10	<0.5	120	15	<0.5	<0.5	13	<0.5	410	16
	05-Dec-06		<0.5	<0.5	<0.5	<0.5	17	<0.5	<0.5	<0.5	<0.5	<0.5	0.6	44	11	<0.5	130	16	<0.5	<0.5	14	<0.5	430	16
	15-Mar-07		<5.0	<5.0	<5.0	<5.0	36	<5.0	<5.0	<5.0	<5.0	<5.0	<5.0	70	92	<5.0	310	86	<5.0	<5.0	<5.0	<5.0	1,600	17
	18-Jun-07		<10	<10	<10	<10	120	<10	<10	<10	<10	15	<10	<10	460	<10	870	240	<5.0	<5.0	70	<5.0	1,800	59
	27-Sep-07		<10	34	<10	<10	110	<10	<10	<10	85	<10	2.6	83	300	<10	980	130	<5.0	<5.0	100	<5.0	3,900	50
	11-Dec-07		<2.5	<2.5	<2.5	<2.5	48	<2.5	<2.5	<2.5	<2.5	<2.5	<2.5	<2.5	77	<2.5	340	49	<2.5	<2.5	69	<2.5	3,400	40
	18-Mar-08		72	<20	<1.0	<20	12	<1.0	<1.0	<1.0	13	1.3	<1.0	28	22	<1.0	64	13	<1.0	<1.0	10	1.1	230	4.6
	25-Jun-08		<100	<100	<5.0	<100	29	<5.0	<5.0	<5.0	<5.0	<5.0	<5.0	26	72	<5.0	280	55	<5.0	<5.0	24	<5.0	630	15
	17-Sep-08		<50	<50	<2.5	<50	88	<2.5	<2.5	<2.5	90	2.7	2.8	330	160	<2.5	540	73	<2.5	<2.5	42	<2.5	2,500	46
	17-Dec-08		<50	<50	<2.5	<50	8.8	<2.5	<2.5	<2.5	<10	<2.5	<2.5	18	12	<2.5	73	11	<2.5	<2.5	13	<2.5	800	7.0
	19-Mar-09		<500	<500	<25	<500	92	<25	<25	<25	120	<25	<25	<25	250	<25	640	130	<25	<25	78	<25	4,100	46
	24-Jun-09		<200	<200	<10	<200	76	<10	<10	<10	<40	<10	<10	110	160	<10	500	98	<10	<10	32	<10	3,500	36
dup	24-Sep-09		<2,000	<2,000	<500	<2,000	60.7 J	<500 /UJ	<100	<100	---	<100	<100	33.7 J	80.7 J	<100	319	60.6 J	<100	<100	32.1 J	<100	1,600	30.9 J
	24-Sep-09		<2,000	<2,000	<500	<2,000	66.5 J	<500 /UJ	<100	<100	---	<100	<100	36.0 J	80.2 J	<100	346	59.5 J	<100	<100	33.5 J	<100	1,680	<100
	16-Dec-09		<2,000	<2,000	<500	<2,000	55.5 J	<500	<100	<100	<100	<100	<100	33.6 J	32.3 J	<100	216	<100	<100	<100	55.4 J	<100	3,180	32.9 J
	24-Mar-10		<2,000	<2,000	<500	<2,000	56.2 J	<500	<100	<100	<100	<100	<100	60.9 J	64.7 J	<100	312	45.6 J	<100	<100	<100	<100	822	39.7 J
	23-Jun-10		<2,000	<2,000	<500	<2,000	95.9 J	<500	<100	<100	36.7 J	<100	<100	<100	286	<100	684	168	<100	<100	<100	<100	350	43.9 J
	15-Sep-10		<1,000	<1,000	<250	<1,000	52.1	<250	<50	<50	<50	<50	<50	41.5 J	44.7 J	<50	224	39.4 J	<50	<50	<50	<50	330	23.1 J
	15-Dec-10		<1,000	<1,000	<250	<1,000	51.2	<250	<50	<50	20.2 J	<50	<50	38.3 J	17.0 J	<50	161	20.3 J	<50	<50	17.2 J	<50	767	23.5 J

US EPA ARCHIVE DOCUMENT

Appendix C
Groundwater and Surface Water Analytical Results
Former Romic Environmental Technologies Corporation
East Palo Alto, California
Groundwater Monitoring Report

Sampling Location	Date Sample Collected	Cas Number	Acetone (µg/L)	2-Butanone (µg/L)	2-Chloro toluene (µg/L)	2-Hexanone (µg/L)	Benzene (µg/L)	Bromo methane (µg/L)	Bromo chloro methane (µg/L)	Bromo dichloro methane (µg/L)	Carbon Disulfide (µg/L)	Carbon Tetra chloride (µg/L)	Chloro benzene (µg/L)	Chloro ethane (µg/L)	Chloro form (µg/L)	1,2-Dichloro benzene (µg/L)	1,1-DCA (µg/L)	1,2-DCA (µg/L)	1,3-Dichloro propane (µg/L)	1,2-Dichloro propane (µg/L)	1,1-DCE (µg/L)	Chloro methane (µg/L)	cis-1,2-DCE (µg/L)	trans-1,2-DCE (µg/L)
			67-64-1	78-93-3	95-49-8	591-78-6	71-43-2	74-83-9	74-97-5	75-27-4	75-15-0	56-23-5	108-90-7	75-00-3	67-66-3	95-50-1	75-34-3	107-06-2	142-28-9	78-87-5	75-35-4	74-87-3	156-59-2	156-60-5
RW-9A	13-Sep-00		<6.66	<6.66	<6.66	<6.66	<6.66	<6.66	<6.66	<6.66	<6.66	<6.66	<6.66	<6.66	<6.66	<6.66	<6.66	<6.66	<6.66	<6.66	<6.66	<6.66	86.2	28.1
	22-Mar-01		<6.66	<6.66	<6.66	<6.66	<6.66	<6.66	<6.66	<6.66	<6.66	<6.66	<6.66	<16.6	<6.66	<6.66	<6.66	<6.66	<6.66	<6.66	<6.66	<6.66	97.7	36.9
	06-Sep-01		<4.0	<4.0	<4.0	<4.0	<4.0	<4.0	<4.0	<4.0	<4.0	<4.0	<4.0	<4.0	<4.0	<4.0	<4.0	<4.0	<4.0	<4.0	10	<4.0	240	31
	05-Apr-02		<10	<10	<10	<10	<10	<10	<10	<10	<10	<10	<10	<25	<10	<10	<10	<10	<10	<10	<10	<10	200	49
	26-Sep-02		<25	<25	<25	<25	<25	<25	<25	<25	<25	<25	<25	<25	<25	<25	<25	<25	<25	<25	<25	<25	260	43
	12-Mar-03		<12	<12	<12	<12	<12	<12	<12	<12	<12	<12	<12	<12	<12	<12	<12	<12	<12	<12	<12	<12	58	<12
	17-Sep-03		<12	<12	<12	<12	<12	<12	<12	<12	<12	<12	<12	<12	<12	<12	<12	<12	<12	<12	<12	<12	260	57
	17-Mar-04		<12	<12	<12	<12	<12	<12	<12	<12	<12	<12	<12	<12	<12	<12	<12	<12	<12	<12	<12	<12	320	140
	30-Sep-04		<5.0	<5.0	<5.0	<5.0	<5.0	<5.0	<5.0	<5.0	<5.0	<5.0	<5.0	<5.0	<5.0	<5.0	<5.0	<5.0	<5.0	<5.0	5.7	<5.0	260	62
	29-Mar-05		<5.0	<5.0	<5.0	<5.0	<5.0	<5.0	<5.0	<5.0	<5.0	<5.0	<5.0	<5.0	<5.0	<5.0	<5.0	<5.0	<5.0	<5.0	6.2	<5.0	230	120
	18-Aug-05		<2.0	<2.0	<2.0	<2.0	<2.0	<2.0	<2.0	<2.0	<2.0	<2.0	<2.0	<4.0	<2.0	<2.0	<2.0	<2.0	<2.0	<2.0	3.3	<2.0	120	51
	24-Mar-06		<2.5	<2.5	<2.5	<2.5	<2.5	<2.5	<2.5	<2.5	<2.5	<2.5	<2.5	<5.0	<2.5	<2.5	<2.5	<2.5	<2.5	<2.5	4.5	<2.5	220	110
	22-Sep-06		<1.0	<1.0	<1.0	<1.0	<1.0	<1.0	<1.0	<1.0	<1.0	<1.0	<1.0	<1.0	<1.0	<1.0	1	<1.0	<1.0	<1.0	5	<1.0	180	73
	14-Mar-07		<5.0	<5.0	<5.0	<5.0	<5.0	<5.0	<5.0	<5.0	<5.0	<5.0	<5.0	<5.0	<5.0	<5.0	<5.0	<5.0	<5.0	<5.0	5.6	<5.0	200	140
	27-Sep-07		<0.50	<0.50	<0.50	<0.50	<0.50	<0.50	<0.50	<0.50	<0.50	<0.50	<0.50	<0.50	<0.50	<0.50	1.6	<0.50	<0.50	<0.50	6.5	<0.50	230	61
	19-Mar-08		<10	<10	<0.50	<10	<0.50	<0.50	<0.50	<0.50	<0.50	<0.50	<0.50	<0.50	<0.50	<0.50	1.1	0.55	<0.50	<0.50	4.7	<0.50	190	110
	17-Sep-08		<10	<10	<0.50	<10	0.25	<0.50	<0.50	<0.50	<0.50	<0.50	<0.50	<0.50	<0.50	<0.50	1.4	<0.50	<0.50	<0.50	4.6	<0.50	2,300	73
	20-Mar-09		---	---	<5.0	---	<5.0	<5.0	---	<5.0	---	<5.0	<5.0	<5.0	<5.0	<5.0	<5.0	<5.0	<5.0	<5.0	5.3	<5.0	200	140
	23-Mar-10		<50	<50	<13	<50	<2.5	<13	<2.5	<2.5	<2.5	<2.5	<2.5	<2.5	<2.5	<2.5	1.2 J	<2.5	<2.5	<2.5	5.1	<2.5	250	195
	14-Sep-10		<50	<50	<13	<50	<2.5	<13	<2.5	<2.5	<2.5	<2.5	<2.5	<2.5	<2.5	<2.5	1.9 J	<2.5	<2.5	<2.5	2.9	<2.5	199	136

US EPA ARCHIVE DOCUMENT

Appendix C
Groundwater and Surface Water Analytical Results
Former Romic Environmental Technologies Corporation
East Palo Alto, California
Groundwater Monitoring Report

Sampling Location	Date Sample Collected	Cas Number	Acetone (µg/L)	2-Butanone (µg/L)	2-Chloro toluene (µg/L)	2-Hexanone (µg/L)	Benzene (µg/L)	Bromo methane (µg/L)	Bromo chloro methane (µg/L)	Bromo dichloro methane (µg/L)	Carbon Disulfide (µg/L)	Carbon Tetra chloride (µg/L)	Chloro benzene (µg/L)	Chloro ethane (µg/L)	Chloro form (µg/L)	1,2-Dichloro benzene (µg/L)	1,1-DCA (µg/L)	1,2-DCA (µg/L)	1,3-Dichloro propane (µg/L)	1,2-Dichloro propane (µg/L)	1,1-DCE (µg/L)	Chloro methane (µg/L)	cis-1,2-DCE (µg/L)	trans-1,2-DCE (µg/L)	
			67-64-1	78-93-3	95-49-8	591-78-6	71-43-2	74-83-9	74-97-5	75-27-4	75-15-0	56-23-5	108-90-7	75-00-3	67-66-3	95-50-1	75-34-3	107-06-2	142-28-9	78-87-5	75-35-4	74-87-3	156-59-2	156-60-5	
RW-10A	13-Sep-00		<40.0	<40.0	<40.0	<40.0	<40.0	<40.0	<40.0	<40.0	<40.0	<40.0	<40.0	244	<40.0	<40.0	336	<40.0	<40.0	<40.0	<40.0	59.8	<40.0	476	<40.0
	13-Sep-00		<40.0	<40.0	<40.0	<40.0	<40.0	<40.0	<40.0	<40.0	<40.0	<40.0	<40.0	294	<40.0	<40.0	338	<40.0	<40.0	<40.0	<40.0	61.2	<40.0	472	<40.0
	22-Mar-01		<20	<20	<20	<20	34.9	<20	<20	<20	<20	<20	36.5	280	33.5	<20.0	152	<20.0	<20.0	<20.0	<20.0	27.4	<20.0	113	<20.0
	06-Sep-01		<20	<20	<20	<20	47	<20	<20	<20	<20	<20	32	270	<20	<20	120	<20	<20	<20	<20	28	<20	180	<20
dup	06-Sep-01		<2.0	<2.0	<2.0	<2.0	46	<2.0	<2.0	<2.0	<2.0	<2.0	32	140	4.3	<2.0	120	<2.0	<2.0	<2.0	<2.0	31	<2.0	160	18
	05-Apr-02		<100	<100	<100	<100	<100	<100	<100	<100	<100	<100	<100	<250	<100	<100	120	<100	<100	<100	<100	<100	<100	110	<100
	26-Sep-02		<50	<50	<50	<50	<50	<50	<50	<50	<50	<50	<50	190	<50	<50	100	<50	<50	<50	<50	<50	<50	120	<50
dup	12-Mar-03		<50	<50	<50	<50	52	<50	<50	<50	<50	<50	<50	140	130	<50	330	<50	<50	<50	<50	<50	<50	140	<50
	17-Sep-03		<2.0	<2.0	<2.0	<2.0	48	<2.0	<2.0	<2.0	<2.0	<2.0	30	94	<25	<2.0	82	<25	<25	<25	<25	<25	<25	130	27
	17-Mar-04		<100	<100	<100	<100	<100	<100	<100	<100	<100	<100	<100	<100	<100	<100	140	690	<100	<100	<100	<100	<100	980	<100
	23-Jun-04		<5.0	<5.0	<5.0	<5.0	40	<5.0	<5.0	<5.0	<5.0	<5.0	21	52	7.2	<5.0	68	<5.0	<5.0	<5.0	<5.0	12	<5.0	70	21
	30-Sep-04		<25	<25	<25	<25	33	<25	<25	<25	<25	<25	<25	29	<25	<25	56	<25	<25	<25	<25	<25	<25	50	<25
	30-Sep-04		<25	<25	<25	<25	30	<25	<25	<25	<25	<25	<25	30	<25	<25	50	<25	<25	<25	<25	<25	<25	48	<25
	29-Mar-05		<25	<25	<25	<25	37	<25	<25	<25	<25	<25	<25	28	<25	<25	230	<25	<25	<25	<25	<25	<25	68	<25
	08-Jun-05		<2.5	<2.5	<2.5	<2.5	30	<2.5	<2.5	<2.5	<2.5	<2.5	23	53	<2.5	<2.5	38	<2.5	<2.5	<2.5	<2.5	11	<2.5	120	17
dup	19-Aug-05		<8.3	<8.3	<8.3	<8.3	37	<8.3	<8.3	<8.3	<8.3	<8.3	29	40	<8.3	<8.3	27	<8.3	<8.3	<8.3	<8.3	11	<8.3	71	17
	02-Dec-05		<3.6	<3.6	<3.6	<3.6	30	<3.6	<3.6	<3.6	<3.6	<3.6	18	43	<3.6	<3.6	40	<3.6	<3.6	<3.6	<3.6	12	<3.6	110	25
	24-Mar-06		1,700	810	<13	<13	33	<13	<13	<13	<13	<13	<13	30	16	<13	120	<13	<13	<13	<13	12	<13	64	20
	15-Jun-06		110	23	<0.50	<0.50	2.8	<0.50	<0.50	<0.50	0.51	<0.50	3.1	<0.50	2.9	0.51	9.4	<0.50	<0.50	<0.50	<0.50	0.5	<0.50	2.5	2
	23-Sep-06		<1.0	<1.0	<1.0	<1.0	44	<1.0	<1.0	<1.0	15	<1.0	28	43	<1.0	2.4	30	<1.0	<1.0	<1.0	<1.0	5.9	<1.0	55	30
	05-Dec-06		<1.0	<1.0	<1.0	<1.0	28	<1.0	<1.0	<1.0	3.7	<1.0	15	19	2.2	1.7	34	<1.0	<1.0	<1.0	<1.0	5.4	<1.0	51	20
	14-Mar-07		<5.0	<5.0	<5.0	<5.0	52	<5.0	<5.0	<5.0	<5.0	<5.0	19	<5.0	95	<5.0	910	<5.0	<5.0	<5.0	<5.0	5	<5.0	33	18
	18-Jun-07		<5.0	<5.0	<5.0	<5.0	43	<5.0	<5.0	<5.0	4.7 J	<5.0	20	<5.0	16	2	96	<5.0	<5.0	<5.0	<5.0	4.3	<5.0	14	20
	18-Jun-07		<0.5	<0.5	<0.5	<0.5	46	<0.5	<0.5	<0.5	3.5	<0.5	20	<0.5	17	2	150	<0.5	<0.5	<0.5	<0.5	4.3	5.9	15	21
	27-Sep-07		<0.50	<0.50	<0.50	<0.50	53	<0.50	<0.50	<0.50	46	<0.50	17	<0.50	6.3	2.3	100	<0.50	<0.50	<0.50	<0.50	3.9	<0.50	12	26
	11-Dec-07		<1.0	<1.0	<1.0	<1.0	31	<1.0	<1.0	<1.0	<1.0	<1.0	11	<1.0	2.1	1.9	56	<1.0	<1.0	<1.0	<1.0	4.5	<1.0	32	23
dup	11-Dec-07		<0.50	<0.50	<0.50	<0.50	34	<0.50	<0.50	<0.50	<0.50	<0.50	13	<0.50	1.9	2.2	58	<0.50	<0.50	<0.50	<0.50	5	<0.50	28	24
	19-Mar-08		<10	5.2 J	<0.50	<10	15	<0.50	<0.50	<0.50	31	<0.50	6.2	<0.50	1.4	0.86	52	0.57	<0.50	<0.50	<0.50	2.9	<0.50	41	14
	25-Jun-08		<100	<100	<5.0	<100	13	<5.0	<5.0	<5.0	<5.0	<5.0	<5.0	4.7	7.4	<5.0	48	<5.0	<5.0	<5.0	<5.0	<5.0	<5.0	28	13
	17-Sep-08		<100	<100	3.7	<100	38	6.9	<5.0	<5.0	<37 / UB	<5.0	14	<5.0	6.3	<5.0	40	<5.0	<5.0	<5.0	<5.0	4.2	<5.0	24	21
	16-Dec-08		<100	<100	<5.0	<100	35	<5.0	<5.0	<5.0	<20	<5.0	8.5	<5.0	2.0 J	2.2 J	54	<5.0	<5.0	<5.0	<5.0	<5.0	<5.0	8.9	25
	20-Mar-09		---	---	<5.0	---	25	<5.0	---	<5.0	---	<5.0	8.3	<5.0	<5.0	<5.0	42	<5.0	<5.0	<5.0	<5.0	5.8	<5.0	110	22
	24-Jun-09		<100	<100	<5.0	<100	95	<5.0	<5.0	<5.0	11 J	<5.0	26	<5.0	<5.0	5.5	80	2.7 J	<5.0	<5.0	<5.0	5.2	<5.0	36	31
	24-Sep-09		<400	<400	<100	<400	36.7	<100	<20	<20	---	<20	10.0 J	<20	12.6 J	<20	87.7	<20	<20	<20	<20	<20	<20	31.0	17.9 J
	15-Dec-09		<800	<800	<200	<800	74.3	<200	<40	<40	<40	<40	17.4 J	12.8 J	<40	<40	36.3 J	<40	<40	<40	<40	<40	<40	20.5 J	30.1 J
	24-Mar-10		<800	<800	<200	<800	34.4 J	<200	<40	<40	<40	<40	<40	<40	89.3	<40	331	<40	<40	<40	<40	<40	<40	<40	<40
	23-Jun-10		<2,000	<2,000	<500	<2,000	69.6 J	<500	<100	<100	<100	<100	<100	<100	<100	<100	178	<100	<100	<100	<100	<100	<100	<100	<100
	15-Sep-10		<2,000	<2,000	<500	<2,000	76.4 J	<500	<100	<100	<100	<100	<100	<100	<100	<100	63.0 J	<100	<100	<100	<100	<100	<100	<100	<100
	15-Dec-10		<40	<40	<10	<40	8.5	<10	<2.0	<2.0	0.46 J	<2.0	2.8	4.4	<2.0	<2.0	21.9	<2.0	<2.0	<2.0	<2.0	0.40 J	<2.0	15.9	8.3

US EPA ARCHIVE DOCUMENT

Appendix C
Groundwater and Surface Water Analytical Results
Former Romic Environmental Technologies Corporation
East Palo Alto, California
Groundwater Monitoring Report

Sampling Location	Date Sample Collected	Cas Number	Acetone (µg/L)	2-Butanone (µg/L)	2-Chloro toluene (µg/L)	2-Hexanone (µg/L)	Benzene (µg/L)	Bromo methane (µg/L)	Bromo chloro methane (µg/L)	Bromo dichloro methane (µg/L)	Carbon Disulfide (µg/L)	Carbon Tetra chloride (µg/L)	Chloro benzene (µg/L)	Chloro ethane (µg/L)	Chloro form (µg/L)	1,2-Dichloro benzene (µg/L)	1,1-DCA (µg/L)	1,2-DCA (µg/L)	1,3-Dichloro propane (µg/L)	1,2-Dichloro propane (µg/L)	1,1-DCE (µg/L)	Chloro methane (µg/L)	cis-1,2-DCE (µg/L)	trans-1,2-DCE (µg/L)
			67-64-1	78-93-3	95-49-8	591-78-6	71-43-2	74-83-9	74-97-5	75-27-4	75-15-0	56-23-5	108-90-7	75-00-3	67-66-3	95-50-1	75-34-3	107-06-2	142-28-9	78-87-5	75-35-4	74-87-3	156-59-2	156-60-5
RW-12A	13-Sep-00		<2.0	<2.0	<2.0	<2.0	81.9	<2.0	<2.0	<2.0	<2.0	<2.0	6.08	<2.0	<2.0	<2.0	28.3	2.6	<2.0	<2.0	<2.0	<2.0	26.9	18.7
	21-Mar-01		<5.0	<5.0	<5.0	<5.0	75.5	<5.0	<5.0	<5.0	<5.0	<5.0	5.96	<12.5	<5.0	<5.0	29.1	<5.0	<5.0	<5.0	<5.0	<5.0	24	23.4
	06-Sep-01		<2.0	<2.0	<2.0	<2.0	53	<2.0	<2.0	<2.0	<2.0	<2.0	4.5	2.6	<2.0	<2.0	23	<2.0	<2.0	<2.0	<2.0	<2.0	17	19
	05-Apr-02		<2.0	<2.0	<2.0	<2.0	30	<2.0	<2.0	<2.0	<2.0	<2.0	4.1	7.2	<2.0	<2.0	13	<2.0	<2.0	<2.0	<2.0	<2.0	6.8	14
	25-Sep-02		<0.50	<0.50	<0.50	<0.50	34	<0.50	<0.50	<0.50	<0.50	<0.50	4.8	8.9	<0.50	<0.50	15	1.4	<0.50	<0.50	0.91	0.78	10	19
	11-Mar-03		<10	<10	<10	<10	28	<10	<10	<10	<10	<10	<10	<10	<10	<10	<10	<10	<10	<10	<10	<10	<10	14
	17-Sep-03		<2.5	<2.5	<2.5	<2.5	34	<2.5	<2.5	<2.5	<2.5	<2.5	5.8	3.8	<2.5	<2.5	13	<2.5	<2.5	<2.5	<2.5	<2.5	16	26
	17-Mar-04		<2.5	<2.5	<2.5	<2.5	9.1	<2.5	<2.5	<2.5	<2.5	<2.5	3.1	<2.5	<2.5	<2.5	11	<2.5	<2.5	<2.5	<2.5	<2.5	9.1	16
	22-Jun-04		<10	<10	<10	<10	19	<10	<10	<10	<10	<10	<10	<10	<10	<10	13	<10	<10	<10	<10	<10	<10	20
	22-Jun-04		<1.0	<1.0	<1.0	<1.0	18	<1.0	<1.0	<1.0	<1.0	<1.0	5.9	2.1	<1.0	<1.0	11	<1.0	<1.0	<1.0	<1.0	1.4	8.9	19
	29-Sep-04		<2.5	<2.5	<2.5	<2.5	15	<2.5	<2.5	<2.5	<2.5	<2.5	4.7	<2.5	<2.5	<2.5	8.7	<2.5	<2.5	<2.5	<2.5	<2.5	10	19
	29-Mar-05		<2.5	<2.5	<2.5	<2.5	10	<2.5	<2.5	<2.5	<2.5	<2.5	4.1	<2.5	<2.5	<2.5	10	<2.5	<2.5	<2.5	<2.5	<2.5	8.8	17
dup	29-Mar-05		<2.5	<2.5	<2.5	<2.5	10	<2.5	<2.5	<2.5	<2.5	<2.5	3.9	<2.5	<2.5	<2.5	10	<2.5	<2.5	<2.5	<2.5	<2.5	8.6	17
	07-Jun-05		<2.5	<2.5	<2.5	<2.5	8.6	<2.5	<2.5	<2.5	<2.5	<2.5	3.2	<2.5	<2.5	<2.5	7.4	<2.5	<2.5	<2.5	<2.5	<2.5	6.8	15
	18-Aug-05		<0.5	<0.5	<0.5	<0.5	13	<0.5	<0.5	<0.5	1.8	<0.5	4.6	1.6	<0.5	<0.5	7.1	0.7	<0.5	<0.5	0.9	<0.5	8.4	20
	29-Nov-05		<0.5	<0.5	<0.5	<0.5	14	<0.5	<0.5	<0.5	<0.5	<0.5	5.8	<1.0	<0.5	<0.5	12	0.6	<0.5	<0.5	1.5	<0.5	11	23
	23-Mar-06		<0.5	<0.5	<0.5	<0.5	9.4	<0.5	<0.5	<0.5	<0.5	<0.5	5.3	1.9	<0.5	<0.5	11	0.6	<0.5	<0.5	1.1	<0.5	8.6	20
	15-Jun-06		<0.5	<0.5	<0.5	<0.5	11	<0.5	<0.5	<0.5	<0.5	<0.5	4.3	1.4	<0.5	<0.5	7.5	<0.5	<0.5	<0.5	0.9	<0.5	7.9	19
	23-Sep-06		<0.5	<0.5	<0.5	<0.5	8.6	<0.5	<0.5	<0.5	<0.5	<0.5	3.5	<0.5	<0.5	<0.5	8.9	<0.5	<0.5	<0.5	1.1	<0.5	12	23
	05-Dec-06		<0.5	<0.5	<0.5	<0.5	6.8	<0.5	<0.5	<0.5	<0.5	<0.5	2.4	<0.5	<0.5	<0.5	7.3	<0.5	<0.5	<0.5	<0.5	<0.5	6.1	16
	15-Mar-07		<0.5	<0.5	<0.5	<0.5	8	<0.5	<0.5	<0.5	<0.5	<0.5	2.3	<0.5	<0.5	<0.5	9	<0.5	<0.5	<0.5	0.62	<0.5	7.2	18
	18-Jun-07		<0.5	<0.5	<0.5	<0.5	25	<0.5	<0.5	<0.5	<0.5	<0.5	4.6	<0.5	<0.5	<0.5	8.7	<0.5	<0.5	<0.5	0.97	<0.5	6.2	23
	25-Sep-07		<0.50	<0.50	<0.50	<0.50	20	<0.50	<0.50	<0.50	<0.50	<0.50	4.8	<0.50	<0.50	<0.50	8.7	<0.50	<0.50	<0.50	1.4	<0.50	10	22
dup	25-Sep-07		<0.50	<0.50	<0.50	<0.50	19	<0.50	<0.50	<0.50	<0.50	<0.50	4.7	<0.50	<0.50	<0.50	8.4	0.52	<0.50	<0.50	1.3	<0.50	11	22
	10-Dec-07		<0.50	<0.50	<0.50	<0.50	12	<0.50	<0.50	<0.50	<0.50	<0.50	4.7	5.8	<0.50	<0.50	7.3	<0.50	<0.50	<0.50	0.55	<0.50	6.3	20
	19-Mar-08		<10	<10	<0.50	<10	8.8	0.62	<0.50	<0.50	2.9	<0.50	2.8	4.9	<0.50	<0.50	7	0.51	<0.50	<0.50	0.55	2.8	4.8	17
	24-Jun-08		<10	<10	<0.50	<10	7.8	<0.50	<0.50	<0.50	<0.50	<0.50	2.7	<0.50	<0.50	<0.50	4.4	<0.50	<0.50	<0.50	0.57	<0.50	5.3	15
dup	24-Jun-08		<10	<10	<0.50	<10	8.2	<0.50	<0.50	<0.50	<0.50	<0.50	2.9	<0.50	<0.50	<0.50	4.7	<0.50	<0.50	<0.50	0.71	0.51	5.6	16
	17-Sep-08		<100	<100	<5.0	<100	8.2	<5.0	<5.0	<5.0	<20 /UB	<5.0	3.1	<5.0	<5.0	<5.0	3.5	<5.0	<5.0	<5.0	<5.0	<5.0	6.6	13
	15-Dec-08		5.6 J	<10	<0.50	<10	<0.50	<0.50	<0.50	<0.50	<2.0	<0.50	<0.50	<0.50	<0.50	<0.50	0.41 J	<0.50	<0.50	<0.50	<0.50	<0.50	0.46 J	<0.50
	17-Mar-09		<50	<50	<2.5	<50	16	<2.5	<2.5	<2.5	1.35 J	<2.5	3.2	<2.5	<2.5	<2.5	4.1	<2.5	<2.5	<2.5	<2.5	<2.5	4.7	9.0
	23-Jun-09		<50	<50	<2.5	<50	14	<2.5	<2.5	<2.5	2.1 J	<2.5	2.9	<2.5	<2.5	<2.5	3.4	<2.5	<2.5	<2.5	<2.5	<2.5	7.0	8.6
dup	23-Jun-09		<50	<50	<2.5	<50	14	<2.5	<2.5	<2.5	1.7 J	<2.5	2.9	<2.5	<2.5	<2.5	3.6	<2.5	<2.5	<2.5	<2.5	<2.5	7.4	8.6
	23-Sep-09		38.2	5.2 J	<5.0	<20	2.0	<5.0	<1.0	<1.0	---	<1.0	0.59 J	<1.0	<1.0	<1.0	0.39 J	<1.0	<1.0	<1.0	<1.0	<1.0	1.5	1.4
	23-Mar-10		<20	<20	<5.0	<20	<1.0	<5.0	<1.0	<1.0	<1.0	<1.0	<1.0	<1.0	<1.0	<1.0	0.80 J	<1.0	<1.0	<1.0	<1.0	<1.0	3.8	<1.0
	22-Jun-10		<20	<20	<5.0	<20	<1.0	<5.0	<1.0	<1.0	0.73 J	<1.0	<1.0	<1.0	<1.0	<1.0	0.55 J	<1.0	<1.0	<1.0	<1.0	<1.0	0.70 J	<1.0
	14-Sep-10		<20	<20	<5.0	<20	0.42 J	<5.0	<1.0	<1.0	<1.0 J/UB	<1.0	<1.0	<1.0	<1.0	<1.0	<1.0	<1.0	<1.0	<1.0	<1.0	<1.0	2.4	0.49 J
	15-Dec-10		<20	<20	<5.0	<20	0.71 J	<5.0	<1.0	<1.0	0.75 J	<1.0	<1.0	<1.0	<1.0	<1.0	<1.0	<1.0	<1.0	<1.0	<1.0	0.96 J	0.55 J	

US EPA ARCHIVE DOCUMENT

Appendix C
Groundwater and Surface Water Analytical Results
Former Romic Environmental Technologies Corporation
East Palo Alto, California
Groundwater Monitoring Report

Sampling Location	Date Sample Collected	Cas Number	Acetone (µg/L)	2-Butanone (µg/L)	2-Chloro toluene (µg/L)	2-Hexanone (µg/L)	Benzene (µg/L)	Bromo methane (µg/L)	Bromo chloro methane (µg/L)	Bromo dichloro methane (µg/L)	Carbon Disulfide (µg/L)	Carbon Tetra chloride (µg/L)	Chloro benzene (µg/L)	Chloro ethane (µg/L)	Chloro form (µg/L)	1,2-Dichloro benzene (µg/L)	1,1-DCA (µg/L)	1,2-DCA (µg/L)	1,3-Dichloro propane (µg/L)	1,2-Dichloro propane (µg/L)	1,1-DCE (µg/L)	Chloro methane (µg/L)	cis-1,2-DCE (µg/L)	trans-1,2-DCE (µg/L)
			67-64-1	78-93-3	95-49-8	591-78-6	71-43-2	74-83-9	74-97-5	75-27-4	75-15-0	56-23-5	108-90-7	75-00-3	67-66-3	95-50-1	75-34-3	107-06-2	142-28-9	78-87-5	75-35-4	74-87-3	156-59-2	156-60-5
RW-13A	13-Sep-00		<6.66	<6.66	<6.66	<6.66	<6.66	<6.66	<6.66	<6.66	<6.66	<6.66	<6.66	<6.66	<6.66	<6.66	<6.66	<6.66	<6.66	<6.66	8.42	<6.66	275	31.3
dup	23-Mar-01		<2.50	<2.50	<2.50	<2.50	<2.50	<2.50	<2.50	<2.50	<2.50	<2.50	<2.50	<6.25	<2.50	<2.50	<2.50	<2.50	<2.50	<2.50	4.51	<2.50	203	20.1
	23-Mar-01		<5.00	<5.00	<5.00	<5.00	<5.00	<5.00	<5.00	<5.00	<5.00	<5.00	<5.00	<12.5	<5.00	<5.00	<5.00	<5.00	<5.00	<5.00	6.07	<5.00	261	24.6
	06-Sep-01		<2.0	<2.0	<2.0	<2.0	<2.0	<2.0	<2.0	<2.0	<2.0	<2.0	<2.0	<5.0	<2.0	<2.0	2.6	<2.0	<2.0	<2.0	<2.0	<2.0	8.9	3.4
	03-Apr-02		<2.0	<2.0	<2.0	<2.0	<2.0	<2.0	<2.0	<2.0	<2.0	<2.0	<2.0	<5.0	<2.0	<2.0	<2.0	<2.0	<2.0	<2.0	<2.0	<2.0	14	<2.0
	25-Sep-02		<0.50	<0.50	<0.50	<0.50	0.71	<0.50	<0.50	<0.50	<0.50	<0.50	<0.50	<0.50	<0.50	0.78	2.4	<0.50	<0.50	<0.50	<0.50	0.72	1.1	0.72
	11-Mar-03		<1.0	<1.0	<1.0	<1.0	<1.0	<1.0	<1.0	<1.0	<1.0	<1.0	<1.0	<1.0	<1.0	<1.0	<1.0	<1.0	<1.0	<1.0	2.1	<1.0	38	6.5
	17-Sep-03		<0.50	<0.50	<0.50	<0.50	<0.50	<0.50	<0.50	<0.50	<0.50	<0.50	<0.50	<0.50	<0.50	0.51	0.69	<0.50	<0.50	<0.50	<0.50	<0.50	1.2	<0.50
	17-Mar-04		<0.50	<0.50	<0.50	<0.50	<0.50	<0.50	<0.50	<0.50	<0.50	<0.50	<0.50	<0.50	<0.50	<0.50	<0.50	<0.50	<0.50	<0.50	<0.50	<0.50	<0.50	<0.50
	27-Sep-04		<0.50	<0.50	<0.50	<0.50	<0.50	<0.50	<0.50	<0.50	<0.50	<0.50	<0.50	<0.50	<0.50	<0.50	<0.50	<0.50	<0.50	<0.50	<0.50	<0.50	<0.50	<0.50
	29-Mar-05		12	<0.50	<0.50	<0.50	<0.50	<0.50	<0.50	<0.50	<0.50	<0.50	<0.50	<0.50	<0.50	<0.50	<0.50	<0.50	<0.50	<0.50	<0.50	<0.50	<0.50	<0.50
dup	17-Aug-05		<0.5	<0.5	<0.5	<0.5	<0.5	<0.5	<0.5	<0.5	<0.5	<0.5	<0.5	<1.0	<0.5	<0.5	<0.5	<0.5	<0.5	<0.5	<0.5	<0.5	<0.5	<0.5
	17-Aug-05		<0.5	<0.5	<0.5	<0.5	<0.5	<0.5	<0.5	<0.5	<0.5	<0.5	<0.5	<1.0	<0.5	<0.5	<0.5	<0.5	<0.5	<0.5	<0.5	<0.5	0.6	<0.5
	23-Sep-06		<0.5	<0.5	<0.5	<0.5	<0.5	<0.5	<0.5	<0.5	<0.5	<0.5	<0.5	<0.5	<0.5	<0.5	14	<0.5	<0.5	<0.5	1.4	<0.5	18	1.1
	14-Mar-07		<0.5	<0.5	<0.5	<0.5	<0.5	<0.5	<0.5	<0.5	<0.5	<0.5	<0.5	<0.5	<0.5	<0.5	<0.5	<0.5	<0.5	<0.5	<0.5	<0.5	<0.5	<0.5
	24-Sep-07		<0.50	<0.50	<0.50	<0.50	<0.50	<0.50	<0.50	<0.50	0.94	<0.50	<0.50	<0.50	<0.50	<0.50	6	<0.50	<0.50	<0.50	<0.50	<0.50	3.2	<0.50
	18-Mar-08		<10	<10	<0.50	<10	<0.50	<0.50	<0.50	<0.50	<0.50	<0.50	<0.50	<0.50	<0.50	<0.50	<0.50	<0.50	<0.50	<0.50	<0.50	<0.50	0.72	<0.50
	16-Sep-08		<10	<10	<0.50	<10	<0.50	0.53	<0.50	<0.50	<2.0 J/UB	<0.50	<0.50	<0.50	<0.50	<0.50	2.7	<0.50	<0.50	<0.50	<0.50	<0.50	1.4	0.30 J
	17-Mar-09		<10	<10	<0.50	<10	<0.50	<0.50	<0.50	<0.50	0.300 J	<0.50	<0.50	<0.50	<0.50	<0.50	<0.50	<0.50	<0.50	<0.50	<0.50	<0.50	<0.50	<0.50
	22-Sep-09		<20	<20	<5.0	<20	<1.0	<5.0	<1.0	<1.0	---	<1.0	<1.0	<1.0	<1.0	<1.0	4.2	<1.0	<1.0	<1.0	<1.0	<1.0	1.7	<1.0
	23-Mar-10		<20	<20	<5.0	<20	<1.0	<5.0	<1.0	<1.0	<1.0	<1.0	<1.0	1.1	<1.0	<1.0	0.39 J	<1.0	<1.0	<1.0	<1.0	<1.0	<1.0	<1.0
	14-Sep-10		<20	<20	<5.0	<20	<1.0	<5.0	<1.0	<1.0	<1.0 J/UB	<1.0	<1.0	<1.0	<1.0	<1.0	0.58 J	<1.0	<1.0	<1.0	<1.0	0.44 J	<1.0	<1.0
RW-14A	14-Sep-00		<2.0	<2.0	<2.0	<2.0	<2.0	<2.0	<2.0	<2.0	<2.0	<2.0	<2.0	<2.0	<2.0	<2.0	<2.0	<2.0	<2.0	<2.0	<2.0	<2.0	<2.0	<2.0
	20-Mar-01		<2.0	<2.0	<2.0	<2.0	<2.0	<2.0	<2.0	<2.0	<2.0	<2.0	<2.0	<5.0	<2.0	<2.0	<2.0	<2.0	<2.0	<2.0	<2.0	<2.0	<2.0	<2.0
dup	05-Sep-01		<2.0	<2.0	<2.0	<2.0	<2.0	<2.0	<2.0	<2.0	<2.0	<2.0	<2.0	<5.0	<2.0	<2.0	<2.0	<2.0	<2.0	<2.0	<2.0	<2.0	<2.0	<2.0
	05-Sep-01		<2.0	<2.0	<2.0	<2.0	<2.0	<2.0	<2.0	<2.0	<2.0	<2.0	<2.0	<5.0	<2.0	<2.0	<2.0	<2.0	<2.0	<2.0	<2.0	<2.0	<2.0	<2.0
	03-Apr-02		<2.0	<2.0	<2.0	<2.0	<2.0	<2.0	<2.0	<2.0	<2.0	<2.0	<2.0	<5.0	<2.0	<2.0	<2.0	<2.0	<2.0	<2.0	<2.0	<2.0	<2.0	<2.0
	24-Sep-02		<0.50	<0.50	<0.50	<0.50	<0.50	<0.50	<0.50	<0.50	<0.50	<0.50	<0.50	<0.50	<0.50	<0.50	<0.50	<0.50	<0.50	<0.50	<0.50	<0.50	<0.50	<0.50
	11-Mar-03		<0.50	<0.50	<0.50	<0.50	<0.50	<0.50	<0.50	<0.50	<0.50	<0.50	<0.50	<0.50	<0.50	<0.50	<0.50	<0.50	<0.50	<0.50	<0.50	<0.50	<0.50	<0.50
	16-Sep-03		<0.50	<0.50	<0.50	<0.50	<0.50	<0.50	<0.50	<0.50	<0.50	<0.50	<0.50	<0.50	<0.50	<0.50	<0.50	<0.50	<0.50	<0.50	<0.50	<0.50	<0.50	<0.50
	30-Sep-04		<2.5	<2.5	<2.5	<2.5	<2.5	<2.5	<2.5	<2.5	<2.5	<2.5	<2.5	<2.5	<2.5	<2.5	<2.5	<2.5	<2.5	<2.5	<2.5	<2.5	<2.5	<2.5
	17-Aug-05		<0.5	<0.5	<0.5	<0.5	<0.5	<0.5	<0.5	<0.5	<0.5	<0.5	<0.5	<1.0	<0.5	<0.5	<0.5	<0.5	<0.5	<0.5	<0.5	<0.5	<0.5	<0.5
	22-Mar-06		<0.5	<0.5	<0.5	<0.5	<0.5	<0.5	<0.5	<0.5	<0.5	<0.5	<0.5	<1.0	<0.5	<0.5	<0.5	<0.5	<0.5	<0.5	<0.5	<0.5	<0.5	<0.5
	21-Sep-06		<0.5	<0.5	<0.5	<0.5	<0.5	<0.5	<0.5	<0.5	<0.5	<0.5	<0.5	<0.5	<0.5	<0.5	<0.5	<0.5	<0.5	<0.5	<0.5	<0.5	<0.5	<0.5
	24-Sep-07		<0.50	<0.50	<0.50	<0.50	<0.50	<0.50	<0.50	<0.50	<0.50	<0.50	<0.50	<0.50	<0.50	<0.50	<0.50	<0.50	<0.50	<0.50	<0.50	<0.50	<0.50	<0.50
	15-Sep-08		<10	<10	<0.50	<10	<0.50	<0.50	<0.50	<0.50	<2.0	<0.50	<0.50	<0.50	<0.50	<0.50	<0.50	<0.50	<0.50	<0.50	<0.50	<0.50	<0.50	<0.50
	21-Sep-09		<25	<5.0	<1.0	<10	<1.0	<2.0	<1.0	<1.0	<2.0	<1.0	<1.0	<2.0	<1.0	<1.0	<1.0	<1.0	<1.0	<1.0	<1.0	<2.0	<1.0	<1.0
	13-Sep-10		<20	<20	<5.0	<20	<1.0	<5.0	<1.0	<1.0	<1.0	<1.0	<1.0	<1.0	<1.0	<1.0	<1.0	<1.0	<1.0	<1.0	<1.0	<1.0	<1.0	<1.0

US EPA ARCHIVE DOCUMENT

Appendix C
Groundwater and Surface Water Analytical Results
Former Romic Environmental Technologies Corporation
East Palo Alto, California
Groundwater Monitoring Report

Sampling Location	Date Sample Collected	Cas Number	Acetone (µg/L)	2-Butanone (µg/L)	2-Chloro toluene (µg/L)	2-Hexanone (µg/L)	Benzene (µg/L)	Bromo methane (µg/L)	Bromo chloro methane (µg/L)	Bromo dichloro methane (µg/L)	Carbon Disulfide (µg/L)	Carbon Tetra chloride (µg/L)	Chloro benzene (µg/L)	Chloro ethane (µg/L)	Chloro form (µg/L)	1,2-Dichloro benzene (µg/L)	1,1-DCA (µg/L)	1,2-DCA (µg/L)	1,3-Dichloro propane (µg/L)	1,2-Dichloro propane (µg/L)	1,1-DCE (µg/L)	Chloro methane (µg/L)	cis-1,2-DCE (µg/L)	trans-1,2-DCE (µg/L)	
			67-64-1	78-93-3	95-49-8	591-78-6	71-43-2	74-83-9	74-97-5	75-27-4	75-15-0	56-23-5	108-90-7	75-00-3	67-66-3	95-50-1	75-34-3	107-06-2	142-28-9	78-87-5	75-35-4	74-87-3	156-59-2	156-60-5	
RW-15A	14-Sep-00		<28.6	<28.6	<28.6	<28.6	<28.6	<28.6	<28.6	<28.6	<28.6	<28.6	<28.6	<28.6	<28.6	<28.6	<28.6	<28.6	<28.6	<28.6	<28.6	<28.6	56.5	<28.6	
dup	14-Sep-00		<28.6	<28.6	<28.6	<28.6	<28.6	<28.6	<28.6	<28.6	<28.6	<28.6	<28.6	<28.6	<28.6	<28.6	<28.6	<28.6	<28.6	<28.6	<28.6	<28.6	59.8	<28.6	
	23-Mar-01		<16.7	<16.7	<16.7	<16.7	<16.7	<16.7	<16.7	<16.7	<16.7	<16.7	<16.7	<41.6	<16.7	<16.7	<16.7	<16.7	<16.7	<16.7	<16.7	<16.7	45.3	<16.7	
	13-Jun-01		<40	<40	<40	<40	<40	<40	<40	<40	<40	<40	<40	<100	<40	<40	<40	<40	<40	<40	<40	<40	49	<40	
	05-Sep-01		<5.0	<5.0	<5.0	<5.0	<5.0	<5.0	<5.0	<5.0	<5.0	<5.0	<5.0	<12	<5.0	<5.0	<5.0	<5.0	<5.0	<5.0	<5.0	<5.0	48	<5.0	
	19-Dec-01		<20	<20	<20	<20	<20	<20	<20	<20	<20	<20	<20	<50	<20	<20	<20	<20	<20	<20	<20	<20	70	<20	
	08-Apr-02		<20	<20	<20	<20	<20	<20	<20	<20	<20	<20	<20	<50	<20	<20	<20	<20	<20	<20	<20	<20	78	<20	
dup	08-Apr-02		<20	<20	<20	<20	<20	<20	<20	<20	<20	<20	<20	<50	<20	<20	<20	<20	<20	<20	<20	<20	61	<20	
	12-Jun-02		<20	<20	<20	<20	<20	<20	<20	<20	<20	<20	<20	<50	<20	<20	<20	<20	<20	<20	<20	<20	92	<20	
	26-Sep-02		<25	<25	<25	<25	<25	<25	<25	<25	<25	<25	<25	<25	<25	<25	<25	<25	<25	<25	<25	<25	78	<25	
	12-Mar-03		<25	<25	<25	<25	<25	<25	<25	<25	<25	<25	<25	<25	<25	<25	<25	<25	<25	<25	<25	<25	130	<25	
	17-Jun-03		<25	<25	<25	<25	<25	<25	<25	<25	<25	<25	<25	<25	<25	<25	<25	<25	<25	<25	<25	<25	330	<25	
	18-Sep-03		<25	<25	<25	<25	<25	<25	<25	<25	<25	<25	<25	<25	<25	<25	<25	<25	<25	<25	<25	<25	440	<25	
	18-Dec-03		<25	1,400	<25	<25	<50	<25	<25	<25	<25	<25	<25	<25	<25	<25	<25	<25	<25	<25	<25	<25	53	<25	
	18-Mar-04		<5.0	100	<5.0	<5.0	<5.0	<5.0	<5.0	<5.0	<5.0	<5.0	<5.0	<5.0	<5.0	<5.0	<5.0	<5.0	<5.0	<5.0	<5.0	<5.0	38	<5.0	
	22-Jun-04		<25	1,200	<25	<25	<25	<25	<25	<25	<25	<25	<25	<25	<25	<25	<25	<25	<25	<25	<25	<25	<25	<25	
	22-Jun-04		<10	1,300	<10	<10	<10	<10	<10	<10	<10	<10	<10	<10	<10	<10	<10	<10	<10	<10	<10	<10	22	<10	
	29-Sep-04		<25	<25	<25	<25	<25	<25	<25	<25	<25	<25	<25	<25	<25	<25	<25	<25	<25	<25	<25	<25	86	<25	
	20-Dec-04		<2.5	<2.5	<2.5	<2.5	<2.5	<2.5	<2.5	<2.5	270	<2.5	<2.5	<2.5	<2.5	<2.5	<2.5	<2.5	<2.5	<2.5	<2.5	<2.5	10	<2.5	
	29-Mar-05		<2.5	<2.5	<2.5	<2.5	<2.5	<2.5	<2.5	<2.5	270	<2.5	<2.5	<2.5	<2.5	<2.5	<2.5	<2.5	<2.5	<2.5	<2.5	<2.5	<2.5	<2.5	
	07-Jun-05		<5.0	<5.0	<5.0	<5.0	<5.0	<5.0	<5.0	<5.0	<5.0	<5.0	<5.0	<5.0	<5.0	<5.0	<5.0	<5.0	<5.0	<5.0	<5.0	<5.0	<5.0	<5.0	
	18-Aug-05		<0.5	<0.5	<0.5	<0.5	<0.5	<0.5	<0.5	<0.5	<0.5	<0.5	<0.5	<1.0	<0.5	<0.5	2.1	<0.5	<0.5	<0.5	<0.5	<0.5	3.9	<0.5	
	29-Nov-05		<0.5	<0.5	<0.5	<0.5	<0.5	<0.5	<0.5	<0.5	<0.5	<0.5	<0.5	<1.0	<0.5	<0.5	2.7	<0.5	<0.5	<0.5	<0.5	3.3	<0.5	41	
	24-Mar-06		<0.5	<0.5	<0.5	<0.5	<0.5	<0.5	<0.5	<0.5	<0.5	<0.5	<0.5	<1.0	<0.5	<0.5	1.6	<0.5	<0.5	<0.5	<0.5	3.3	<0.5	2.1	
	14-Jun-06		<0.5	<0.5	<0.5	<0.5	<0.5	<0.5	<0.5	<0.5	<0.5	<0.5	<0.5	<0.5	<0.5	<0.5	1.8	<0.5	<0.5	<0.5	<0.5	0.65	<0.5	5	
	22-Sep-06		<0.5	<0.5	<0.5	<0.5	<0.5	<0.5	<0.5	<0.5	<0.5	<0.5	<0.5	<0.5	<0.5	<0.5	2.9	<0.5	<0.5	<0.5	<0.5	3	<0.5	19	
	05-Dec-06		<0.5	<0.5	<0.5	<0.5	<0.5	<0.5	<0.5	<0.5	<0.5	<0.5	<0.5	<0.5	<0.5	<0.5	3.2	<0.5	<0.5	<0.5	<0.5	3.8	<0.5	29	
	14-Mar-07		<0.5	<0.5	<0.5	<0.5	<0.5	<0.5	<0.5	<0.5	<0.5	<0.5	<0.5	<0.5	<0.5	<0.5	<0.5	<0.5	<0.5	<0.5	<0.5	<0.5	<0.5	<0.5	
	18-Jun-07		<0.5	<0.5	<0.5	<0.5	0.47 J	<0.5	<0.5	<0.5	<0.5	<0.5	<0.5	<0.5	<0.5	<0.5	0.85	<0.5	<0.5	<0.5	<0.5	1.8	<0.5	17	
	26-Sep-07		<0.50	<0.50	<0.50	<0.50	<0.50	<0.50	<0.50	<0.50	<0.50	<0.50	<0.50	<0.50	<0.50	<0.50	<0.50	<0.50	<0.50	<0.50	<0.50	<0.50	<0.50	<0.50	
	11-Dec-07		<0.50	<0.50	<0.50	<0.50	0.41 J	<0.50	<0.50	<0.50	<0.50	<0.50	<0.50	<0.50	<0.50	<0.50	2.5	<0.50	<0.50	<0.50	<0.50	<0.50	2.1	1	
	20-Mar-08		<10 J	<10 J	<0.50 J	<10 J	<0.50 J	<0.50 J	<0.50 J	<0.50 J	0.84 J	<0.50 J	<0.50 J	<0.50 J	<0.50 J	<0.50 J	2.1 J	<0.50 J	<0.50 J	<0.50 J	<0.50 J	<0.50 J	<0.50 J	1.5 J	<0.50 J
	16-Sep-08		150 J	62 J	<10	<200	<10	13	<10	<10	<96 /UB	<10	<10	<10	<10	<10	<10	<10	<10	<10	<10	<10	<10	<10	
	19-Mar-09		<100	<100	<5.0	<100	<5.0	<5.0	<5.0	<5.0	<5.0	<5.0	<5.0	<5.0	<5.0	<5.0	<5.0	<5.0	<5.0	<5.0	<5.0	<5.0	<5.0	<5.0	
	22-Sep-09		<20	<20	<5.0	<20	0.49 J	<5.0	<1.0	<1.0	---	<1.0	<1.0	<1.0	<1.0	<1.0	2.9	<1.0	<1.0	<1.0	<1.0	5.6	<1.0	53.8	
	23-Mar-10		<20	<20	<5.0	<20	0.39 J	<5.0	<1.0	<1.0	<1.0	<1.0	<1.0	<1.0	<1.0	<1.0	2.5	<1.0	<1.0	<1.0	<1.0	<1.0	1.1	<1.0	
dup	23-Mar-10		<20	<20	<5.0	<20	0.46 J	<5.0	<1.0	<1.0	<1.0	<1.0	<1.0	<1.0	<1.0	<1.0	2.3	<1.0	<1.0	<1.0	<1.0	<1.0	1.2	<1.0	
	14-Sep-10		<20	<20	<5.0	<20	0.49 J	<5.0	<1.0	<1.0	<1.0	<1.0	<1.0	<1.0	<1.0	<1.0	3.4	<1.0	<1.0	<1.0	<1.0	1.0	<1.0	17.6	

US EPA ARCHIVE DOCUMENT

Appendix C
Groundwater and Surface Water Analytical Results
Former Romic Environmental Technologies Corporation
East Palo Alto, California
Groundwater Monitoring Report

Sampling Location	Date Sample Collected	Cas Number	Acetone (µg/L)	2-Butanone (µg/L)	2-Chloro toluene (µg/L)	2-Hexanone (µg/L)	Benzene (µg/L)	Bromo methane (µg/L)	Bromo chloro methane (µg/L)	Bromo dichloro methane (µg/L)	Carbon Disulfide (µg/L)	Carbon Tetra chloride (µg/L)	Chloro benzene (µg/L)	Chloro ethane (µg/L)	Chloro form (µg/L)	1,2-Dichloro benzene (µg/L)	1,1-DCA (µg/L)	1,2-DCA (µg/L)	1,3-Dichloro propane (µg/L)	1,2-Dichloro propane (µg/L)	1,1-DCE (µg/L)	Chloro methane (µg/L)	cis-1,2-DCE (µg/L)	trans-1,2-DCE (µg/L)
			67-64-1	78-93-3	95-49-8	591-78-6	71-43-2	74-83-9	74-97-5	75-27-4	75-15-0	56-23-5	108-90-7	75-00-3	67-66-3	95-50-1	75-34-3	107-06-2	142-28-9	78-87-5	75-35-4	74-87-3	156-59-2	156-60-5
RW-26A	23-Mar-01		<20.0	<20.0	<20.0	<20.0	<20.0	<20.0	<20.0	<20.0	<20.0	<20.0	<20.0	<50.0	<20.0	<20.0	<20.0	<20.0	<20.0	<20.0	<20.0	<20.0	86	<20.0
	13-Jun-01		<29	<29	<29	<29	<29	<29	<29	<29	<29	<29	<29	<72	<29	<29	<29	<29	<29	<29	<29	<29	120	<29
	05-Sep-01		<5.0	<5.0	<5.0	<5.0	<5.0	<5.0	<5.0	<5.0	<5.0	<5.0	<5.0	<12	<5.0	<5.0	<5.0	<5.0	<5.0	<5.0	10	<5.0	140	<5.0
	19-Dec-01		<20	<20	<20	<20	<20	<20	<20	<20	<20	<20	<20	<50	<20	<20	<20	<20	<20	<20	<20	<20	130	<20
	08-Apr-02		<29	<29	<29	<29	<29	<29	<29	<29	<29	<29	<29	<71	<29	<29	<29	<29	<29	<29	<29	<29	220	<29
	12-Jun-02		<25	<25	<25	<25	<25	<25	<25	<25	<25	<25	<25	<62	<25	<25	<25	<25	<25	<25	<25	<25	270	<25
	26-Sep-02		<25	<25	<25	<25	<25	<25	<25	<25	<25	<25	<25	<25	<25	<25	<25	<25	<25	<25	<25	<25	720	<25
	26-Sep-02		<25	<25	<25	<25	<25	<25	<25	<25	<25	<25	<25	<25	<25	<25	<25	<25	<25	<25	<25	<25	720	<25
	12-Mar-03		<12	<12	<12	<12	<12	<12	<12	<12	<12	<12	<12	<12	<12	<12	<12	<12	<12	<12	<12	<12	570	68
	17-Jun-03		<25	<25	<25	<25	<25	<25	<25	<25	<25	<25	<25	<25	<25	<25	<25	<25	<25	<25	<25	<25	750	57
	18-Sep-03		<25	<25	<25	<25	<25	<25	<25	<25	<25	<25	<25	<25	<25	<25	<25	<25	<25	<25	<25	<25	380	57
	18-Dec-03		<12	<12	<12	<12	<12	<12	<12	<12	<12	<12	<12	<12	<12	<12	<12	<12	<12	<12	21	<12	690	13
	18-Mar-04		<50	<50	<50	<50	<50	<50	<50	<50	<50	<50	<50	<50	<50	<50	<50	<50	<50	<50	<50	<50	360	<50
dup	18-Mar-04		<50	<50	<50	<50	<50	<50	<50	<50	<50	<50	<50	<50	<50	<50	<50	<50	<50	<50	<50	<50	360	<50
	23-Jun-04		<0.50	<0.50	<0.50	<0.50	0.52	<0.50	<0.50	<0.50	<0.50	<0.50	<0.50	<1.0	<0.50	<0.50	2.6	1.5	<0.50	<0.50	19	<0.50	200	9.9
dup	23-Jun-04		<0.50	<0.50	<0.50	<0.50	<0.50	<0.50	<0.50	<0.50	<0.50	<0.50	<0.50	1.2	<0.50	<0.50	2.3	1.6	<0.50	<0.50	20	<0.50	180	9.3
	29-Sep-04		<25	<25	<25	<25	<25	<25	<25	<25	<25	<25	<25	<25	<25	<25	<25	<25	<25	<25	<25	<25	240	<25
	29-Sep-04		<25	<25	<25	<25	<25	<25	<25	<25	<25	<25	<25	<25	<25	<25	<25	<25	<25	<25	<25	<25	250	<25
	20-Dec-04		5,900	<75	<75	<75	<75	<75	<75	<75	<75	<75	<75	<75	<75	<75	<75	<75	<75	<75	<75	<75	88	<75
	29-Mar-05		<2.5	<2.5	<2.5	<2.5	<2.5	<2.5	<2.5	<2.5	<2.5	<2.5	<2.5	<2.5	<2.5	<2.5	<2.5	<2.5	<2.5	<2.5	<2.5	<2.5	11	<2.5
	07-Jun-05		<500	<500	<500	<500	<500	<500	<500	<500	<500	<500	<500	<500	<500	<500	<500	<500	<500	<500	<500	<500	<500	<500
	17-Aug-05		<13	400	<13	<13	<13	<13	<13	<13	<13	<13	<13	<25	<13	<13	<13	<13	<13	<13	<13	<13	<13	<13
	01-Dec-05		<1.3	<1.3	<1.3	<1.3	<1.3	<1.3	<1.3	<1.3	<1.3	<1.3	<1.3	<2.5	<1.3	<1.3	<1.3	<1.3	<1.3	<1.3	<1.3	<1.3	7.2	<1.3
	24-Mar-06		<0.5	<0.5	<0.5	<0.5	<0.5	<0.5	<0.5	<0.5	<0.5	<0.5	<0.5	<1.0	<0.5	<0.5	0.8	<0.5	<0.5	<0.5	1.1	<0.5	5.9	<0.5
	15-Jun-06		<0.5	<0.5	<0.5	<0.5	<0.5	<0.5	<0.5	<0.5	<0.5	<0.5	<0.5	<0.5	<0.5	<0.5	1.6	<0.5	<0.5	<0.5	1.7	<0.5	13	<0.5
	22-Sep-06		<5.0	<5.0	<5.0	<5.0	<5.0	<5.0	<5.0	<5.0	<5.0	<5.0	<5.0	<5.0	<5.0	<5.0	<5.0	<5.0	<5.0	<5.0	<5.0	<5.0	5.5	<5.0
	05-Dec-06		<5.0	<5.0	<5.0	<5.0	<5.0	<5.0	<5.0	<5.0	<5.0	<5.0	<5.0	<5.0	<5.0	<5.0	<5.0	<5.0	<5.0	<5.0	<5.0	<5.0	14	<5.0
	14-Mar-07		<5.0	<5.0	<5.0	<5.0	<5.0	<5.0	<5.0	<5.0	<5.0	<5.0	<5.0	<5.0	<5.0	<5.0	<5.0	<5.0	<5.0	<5.0	<5.0	<5.0	<5.0	<5.0
	18-Jun-07		<5.0	<5.0	<5.0	<5.0	<5.0	<5.0	<5.0	<5.0	<5.0	<5.0	<5.0	<5.0	<5.0	<5.0	<5.0	<5.0	<5.0	<5.0	<5.0	<5.0	<5.0	<5.0
	26-Sep-07		670	530	<0.50	<0.50	<0.50	<0.50	<0.50	<0.50	<0.50	<0.50	<0.50	<0.50	<0.50	<0.50	<0.50	<0.50	<0.50	<0.50	<0.50	<0.50	6.7	<0.50
	10-Dec-07		<5.0	<5.0	<5.0	<5.0	<5.0	<5.0	<5.0	<5.0	<5.0	<5.0	<5.0	<5.0	<5.0	<5.0	<5.0	<5.0	<5.0	<5.0	<5.0	<5.0	<5.0	<5.0
	20-Mar-08		---	---	---	---	---	---	---	---	---	---	---	---	---	---	---	---	---	---	---	---	---	---
	23-Jun-08		42	310	<0.50	<0.50	<0.50	<0.50	<0.50	<0.50	1.3	<0.50	<0.50	<0.50	<0.50	<0.50	<0.50	<0.50	<0.50	<0.50	<0.50	<0.50	1.7	<0.50
	16-Sep-08		<200	<200	<10	<200	<10	<10	<10	<10	<40 J/UB	<10	<10	<10	<10	<10	<10	<10	<10	<10	<10	<10	<10	<10
	15-Dec-08		<200	<200	<10	<200	<10	<10	<10	<10	<40	<10	<10	<10	<10	<10	<10	<10	<10	<10	<10	<10	<10	<10
	16-Mar-09		<100	<100	<5.0	<100	<5.0	<5.0	<5.0	<5.0	<20	<5.0	<5.0	<5.0	<5.0	<5.0	<5.0	<5.0	<5.0	<5.0	<5.0	<5.0	3.60 J	<5.0
	22-Jun-09		<100	<100	<5.0	<100	<5.0	<5.0	<5.0	<5.0	5.1 J	<5.0	<5.0	<5.0	<5.0	<5.0	<5.0	<5.0	<5.0	<5.0	<5.0	<5.0	2.7 J	<5.0
	22-Sep-09		<20 /UJ	<20 /UJ	<5.0 /UJ	<20 /UJ	0.54 J	<5.0 /UJ	<1.0 /UJ	<1.0 /UJ	---	<1.0 /UJ	<1.0 /UJ	<1.0 /UJ	<1.0 /UJ	<1.0 /UJ	<1.0 /UJ	<1.0 /UJ	<1.0 /UJ	<1.0 /UJ	<1.0 /UJ	<1.0 /UJ	3.0 /J	<1.0 /UJ
	14-Dec-09		<20	<20	<5.0	<20	0.37 J	<5.0	<1.0	<1.0	<1.0	<1.0	<1.0	<1.0	<1.0	<1.0	0.33 J	<1.0	<1.0	<1.0	<1.0	<1.0	4.3	<1.0
	23-Mar-10		<20	<20	<5.0	<20	0.41 J	<5.0	<1.0	<1.0	<1.0	<1.0	<1.0	<1.0	<1.0	<1.0	0.60 J	<1.0	<1.0	<1.0	<1.0	<1.0	3.8	<1.0
	21-Jun-10		<20	<20	<5.0	<20	0.47 J	<5.0	<1.0	<1.0	<1.0	<1.0	<1.0	<1.0	<1.0	<1.0	0.70 J	<1.0	<1.0	<1.0	<1.0	<1.0	2.9	<1.0
	14-Sep-10		<20	<20	<5.0	<20	0.52 J	<5.0	<1.0	<1.0	<1.0	<1.0	<1.0	<1.0	<1.0	<1.0	0.57 J	<1.0	<1.0	<1.0	<1.0	<1.0	2.6	<1.0
	14-Dec-10		<20	<20	<5.0	<20	0.52 J	<5.0	<1.0	<1.0	<1.0	<1.0	<1.0	<1.0	<1.0	<1.0	1.5	<1.0	<1.0	<1.0	<1.0	<1.0	5.2	<1.0

US EPA ARCHIVE DOCUMENT

Appendix C
Groundwater and Surface Water Analytical Results
Former Romic Environmental Technologies Corporation
East Palo Alto, California
Groundwater Monitoring Report

Sampling Location	Date Sample Collected	Cas Number	Acetone (µg/L)	2-Butanone (µg/L)	2-Chloro toluene (µg/L)	2-Hexanone (µg/L)	Benzene (µg/L)	Bromo methane (µg/L)	Bromo chloro methane (µg/L)	Bromo dichloro methane (µg/L)	Carbon Disulfide (µg/L)	Carbon Tetra chloride (µg/L)	Chloro benzene (µg/L)	Chloro ethane (µg/L)	Chloro form (µg/L)	1,2-Dichloro benzene (µg/L)	1,1-DCA (µg/L)	1,2-DCA (µg/L)	1,3-Dichloro propane (µg/L)	1,2-Dichloro propane (µg/L)	1,1-DCE (µg/L)	Chloro methane (µg/L)	cis-1,2-DCE (µg/L)	trans-1,2-DCE (µg/L)
			67-64-1	78-93-3	95-49-8	591-78-6	71-43-2	74-83-9	74-97-5	75-27-4	75-15-0	56-23-5	108-90-7	75-00-3	67-66-3	95-50-1	75-34-3	107-06-2	142-28-9	78-87-5	75-35-4	74-87-3	156-59-2	156-60-5
RW-27A	23-Mar-01		<20.0	<20.0	<20.0	<20.0	<20.0	<20.0	<20.0	<20.0	<20.0	<20.0	<20.0	<50.0	<20.0	<20.0	<20.0	<20.0	<20.0	<20.0	<20.0	<20.0	1,140	<20.0
	13-Jun-01		<25	<25	<25	<25	<25	<25	<25	<25	<25	<25	<25	<62	<25	<25	<25	<25	<25	<25	<25	<25	630	<25
	05-Sep-01		<5.0	<5.0	<5.0	<5.0	<5.0	<5.0	<5.0	<5.0	<5.0	<5.0	<5.0	<12	<5.0	<5.0	<5.0	<5.0	<5.0	<5.0	9.9	<5.0	250	7.9
	19-Dec-01		<25	<25	<25	<25	<25	<25	<25	<25	<25	<25	<25	<62	<25	<25	<25	<25	<25	<25	<25	<25	560	<25
	08-Apr-02		<25	<25	<25	<25	<25	<25	<25	<25	<25	<25	<25	<62	<25	<25	<25	<25	<25	<25	<25	<25	2,000	<25
	12-Jun-02		<50	<50	<50	<50	<50	<50	<50	<50	<50	<50	<50	<120	<50	<50	<50	<50	<50	<50	<50	<50	2,000	<50
	26-Sep-02		<50	<50	<50	<50	<50	<50	<50	<50	<50	<50	<50	<50	<50	<50	<50	<50	<50	<50	<50	<50	1,200	<50
dup	26-Sep-02		<250	<250	<250	<250	<250	<250	<250	<250	<250	<250	<250	<250	<250	<250	<250	<250	<250	<250	<250	<250	1,100	<250
	12-Mar-03		<25	<25	<25	<25	<25	<25	<25	<25	<25	<25	<25	<25	<25	<25	<25	<25	<25	<25	<25	<25	1,400	75
	17-Jun-03		<25	<25	<25	<25	<25	<25	<25	<25	<25	<25	<25	<25	<25	<25	<25	<25	<25	<25	<25	<25	1,500	70
	18-Sep-03		<25	<25	<25	<25	<25	<25	<25	<25	<25	<25	<25	<25	<25	<25	<25	<25	<25	<25	<25	<25	590	47
dup	18-Dec-03		<5.0	<5.0	<5.0	<5.0	<5.0	<5.0	<5.0	<5.0	<5.0	<5.0	<5.0	<5.0	<5.0	<5.0	<5.0	<5.0	<5.0	<5.0	8.7	<5.0	570 s	32
	18-Dec-03		<5.0	<5.0	<5.0	<5.0	<5.0	<5.0	<5.0	<5.0	<5.0	<5.0	<5.0	<5.0	<5.0	<5.0	<5.0	<5.0	<5.0	<5.0	9.6	<5.0	540 s	28
	18-Mar-04		<2.5	<2.5	<2.5	<2.5	<2.5	<2.5	<2.5	<2.5	<2.5	<2.5	<2.5	<2.5	<2.5	<2.5	3.3	<2.5	<2.5	<2.5	7.5	<2.5	520 al	29
	23-Jun-04		<0.50	<0.50	<0.50	<0.50	<0.50	<0.50	<0.50	<0.50	<0.50	<0.50	<0.50	<1.0	<0.50	<0.50	2	0.54	<0.50	<0.50	8.6	<0.50	400	32
	29-Sep-04		<25	<25	<25	<25	<25	<25	<25	<25	<25	<25	<25	<25	<25	<25	<25	<25	<25	<25	<25	<25	330	27
	21-Dec-04		<7.5	<7.5	<7.5	<7.5	<7.5	<7.5	<7.5	<7.5	<7.5	<7.5	<7.5	<7.5	<7.5	<7.5	<7.5	<7.5	<7.5	<7.5	<7.5	<7.5	370	22
dup	21-Dec-04		<7.5	<7.5	<7.5	<7.5	<7.5	<7.5	<7.5	<7.5	<7.5	<7.5	<7.5	<7.5	<7.5	<7.5	<7.5	<7.5	<7.5	<7.5	<7.5	<7.5	370	23
	29-Mar-05		<5.0	<5.0	<5.0	<5.0	<5.0	<5.0	<5.0	<5.0	<5.0	<5.0	<5.0	<5.0	<5.0	<5.0	<5.0	<5.0	<5.0	<5.0	9.3	<5.0	320	15
dup	29-Mar-05		<5.0	<5.0	<5.0	<5.0	<5.0	<5.0	<5.0	<5.0	<5.0	<5.0	<5.0	<5.0	<5.0	<5.0	<5.0	<5.0	<5.0	<5.0	9.1	<5.0	320	14
	07-Jun-05		<5.0	<5.0	<5.0	<5.0	<5.0	<5.0	<5.0	<5.0	<5.0	<5.0	<5.0	<5.0	<5.0	<5.0	<5.0	<5.0	<5.0	<5.0	18	<5.0	730	16
	18-Aug-05		<4.2	<4.2	<4.2	<4.2	<4.2	<4.2	<4.2	<4.2	<4.2	<4.2	<4.2	<8.3	<4.2	<4.2	4.7	<4.2	<4.2	<4.2	15	<4.2	440	15
	30-Nov-05		<1.3	<1.3	<1.3	<1.3	<1.3	<1.3	<1.3	<1.3	<1.3	<1.3	<1.3	<2.5	<1.3	<1.3	<1.3	<1.3	<1.3	<1.3	9	<1.3	180	15
	24-Mar-06		<10	<10	<10	<10	<10	<10	<10	<10	<10	<10	<10	<20	<10	<10	<10	<10	<10	<10	48	<10	830	34
	15-Jun-06		1.6	1.6	1.6	1.6	1.6	1.6	1.6	1.6	1.6	1.6	<0.5	<0.5	<0.5	<0.5	6	<0.5	<0.5	<0.5	39	<0.5	1,500	39
	22-Sep-06		<5.0	<5.0	<5.0	<5.0	<5.0	<5.0	<5.0	<5.0	<5.0	<5.0	<5.0	<5.0	<5.0	<5.0	6.2	<5.0	<5.0	<5.0	27	<5.0	830	33
dup	22-Sep-06		<1.0	<1.0	<1.0	<1.0	<1.0	<1.0	<1.0	<1.0	<1.0	<1.0	<1.0	<1.0	<1.0	<1.0	6.9	<1.0	<1.0	<1.0	28	<1.0	850	33
	05-Dec-06		<5.0	<5.0	<5.0	<5.0	<5.0	<5.0	<5.0	<5.0	<5.0	<5.0	<5.0	<5.0	<5.0	<5.0	7.2	<5.0	<5.0	<5.0	30	<5.0	660	39
	14-Mar-07		<5.0	<5.0	<5.0	<5.0	<5.0	<5.0	<5.0	<5.0	<5.0	<5.0	<5.0	<5.0	<5.0	<5.0	5.8	<5.0	<5.0	<5.0	17	<5.0	370	26
	18-Jun-07		<2.5	<2.5	<2.5	<2.5	<2.5	<2.5	<2.5	<2.5	<2.5	<2.5	<2.5	<2.5	<2.5	<2.5	4.2	<2.5	<2.5	<2.5	16	<2.5	410	26
	26-Sep-07		<0.50	<0.50	<0.50	<0.50	<0.50	<0.50	<0.50	<0.50	<0.50	<0.50	<0.50	<0.50	<0.50	<0.50	7.7	<0.50	<0.50	<0.50	58	<0.50	870	110
	11-Dec-07		<0.50	<0.50	<0.50	<0.50	<0.50	<0.50	<0.50	<0.50	<0.50	0.7	<0.50	<0.50	<0.50	<0.50	5.4	<0.50	<0.50	<0.50	40	<0.50	590	88
	19-Mar-08		---	---	---	---	---	---	---	---	---	---	---	---	---	---	---	---	---	---	---	---	---	---
	24-Jun-08		<0.50	<0.50	<0.50	<0.50	0.47 J	<0.50	<0.50	<0.50	<0.50	<0.50	<0.50	<0.50	<0.50	<0.50	2.4	<0.50	<0.50	<0.50	15	<0.50	330	18
	17-Sep-08		<10	<10	<0.50	<10	1.0	<0.50	<0.50	<0.50	<2.0	<0.50	<0.50	<0.50	<0.50	<0.50	8.0	0.50	<0.50	<0.50	41	<0.50	680	120
	16-Dec-08		<100	<100	<5.0	<100	<5.0	<5.0	<5.0	<5.0	<20	<5.0	<5.0	<5.0	<5.0	<5.0	5.0	<5.0	<5.0	<5.0	33	<5.0	460	73
	19-Mar-09		<20	<20	<1.0	<20	0.880 J	<1.0	<1.0	<1.0	<4.0	<1.0	<1.0	<1.0	<1.0	<1.0	6.0	<1.0	<1.0	<1.0	27	<1.0	480	76
	24-Jun-09		<20	<20	<1.0	<20	1.7	<1.0	<1.0	<1.0	<4.0	<1.0	<1.0	<1.0	<1.0	<1.0	9.9	0.62 J	<1.0	<1.0	64	<1.0	950	170
	24-Sep-09		<200	<200	<50	<200	<10	<50	<10	<10	---	<10	<10	<10	<10	<10	4.6 J	<10	<10	<10	34.1	<10	538	98.4
dup	24-Sep-09		<200	<200	<50	<200	<10	<50	<10	<10	---	<10	<10	<10	<10	<10	5.5 J	<10	<10	<10	41.2	<10	624	114
	16-Dec-09		<330	<330	<83	<330	<17	<83	<17	<17	<17	<17	<17	<17	<17	<17	<17	<17	<17	<17	29.1	<17	476	85.4
	24-Mar-10		<400	<400	<100	<400	<20	<100	<20	<20	<20	<20	<20	<20	<20	<20	8.6 J	<20	<20	<20	54.7	<20	1,100	179
	23-Jun-10		<400	<400	<100	<400	<20	<100	<20	<20	<20	<20	<20	<20	<20	<20	9.0 J	<20	<20	<20	56.5	<20	1,570	167
	15-Sep-10		<400	<400	<100	<400	<20	<100	<20	<20	<20	<20	<20	<20	<20	<20	7.5 J	<20	<20	<20	64.7	<20	1,730	221
	15-Dec-10		<400	<400	<100	<400	<20	<100	<20	<20	<20	<20	<20	<20	<20	<20	7.0 J	<20	<20	<20	53.4	<20	1,050	171

Appendix C
Groundwater and Surface Water Analytical Results
Former Romic Environmental Technologies Corporation
East Palo Alto, California
Groundwater Monitoring Report

Sampling Location	Date Sample Collected	Cas Number	Acetone (µg/L)	2-Butanone (µg/L)	2-Chloro toluene (µg/L)	2-Hexanone (µg/L)	Benzene (µg/L)	Bromo methane (µg/L)	Bromo chloro methane (µg/L)	Bromo dichloro methane (µg/L)	Carbon Disulfide (µg/L)	Carbon Tetra chloride (µg/L)	Chloro benzene (µg/L)	Chloro ethane (µg/L)	Chloro form (µg/L)	1,2-Dichloro benzene (µg/L)	1,1-DCA (µg/L)	1,2-DCA (µg/L)	1,3-Dichloro propane (µg/L)	1,2-Dichloro propane (µg/L)	1,1-DCE (µg/L)	Chloro methane (µg/L)	cis-1,2-DCE (µg/L)	trans-1,2-DCE (µg/L)
			67-64-1	78-93-3	95-49-8	591-78-6	71-43-2	74-83-9	74-97-5	75-27-4	75-15-0	56-23-5	108-90-7	75-00-3	67-66-3	95-50-1	75-34-3	107-06-2	142-28-9	78-87-5	75-35-4	74-87-3	156-59-2	156-60-5
RW-28A	19-Oct-06		34,000	48,000	<100	<100	140	<100	<100	<100	<100	<100	3,100	<100	500	<100	4,400	78,000	<100	<100	9,300	<100	150,000	4,000
	04-Dec-06		53,000	64,000	<250	<250	<250	<250	<250	<250	<250	<250	2,600	<250	680	<250	7,400	69,000	<250	<250	12,000	<250	210,000	2,200
	15-Mar-07		11	<0.50	<0.50	<0.50	16	<0.50	<0.50	<0.50	<0.50	<0.50	89	<0.50	34	35	96	2,200	<0.50	<0.50	300	<0.50	2,800	59
	20-Jun-07		<50	<50	<50	<50	630	<50	<50	<50	<50	<50	400	<50	<50	<50	98	9,700	84	<50	320	<50	7,500	160
	27-Sep-07		<50	<50	<50	<50	590	<50	<50	<50	<50	<50	420	<50	59	<50	470	12,000	<50	<50	410	51	6,400	140
	12-Dec-07		<5.0	<5.0	<5.0	<5.0	400	<5.0	<5.0	<5.0	<5.0	<5.0	250	<5.0	16	5.6	270	6,000	<5.0	<5.0	180	<5.0	5,100	140
	19-Mar-08		<10	<10	<0.50	<10	470	<0.50	<0.50	<0.50	<0.50	<0.50	340	8.2	26	8.2	350	8,200	9.3	<0.50	250	37	6,800	110
	25-Jun-08		<100	<100	<5.0	<100	490	<5.0	<5.0	<5.0	<5.0	<5.0	300	<5.0	20	6.9	310	7,600	9.3	<5.0	230	<5.0	3,600	100
	18-Sep-08		<500	<500	<25	<500	440	<25	<25	<25	<100 J/UB	<25	380	<25	40	<25	340	10,000	10 J	<25	350	<25	4,600	130
	17-Dec-08		<200	<200	<10	<200	310	<10	<10	<10	<40	<10	270	<10	14	5.6 J	210	5,000	6.6 J	6.4 J	170	<10	2,600	74
	20-Mar-09		---	---	<10	---	330	<10	---	<10	---	<10	320	<10	16	8.60 J	210	5,200	9.20 J	<10	190	<10	3,500	73
	20-Mar-09	dup	---	---	<10	---	340	<10	---	<10	---	<10	370	<10	17	8.20 J	200	5,400	8.80 J	<10	200	<10	3,500	77
	24-Jun-09		<100	<100	<5.0	<100	300	<5.0	<5.0	<5.0	3.5 J	<5.0	410	<5.0	48	7.5	240	10,000	15	5.5	330	<5.0	4,300	81
	25-Sep-09		<2,000	<2,000	<500	<2,000	341	<500	<100	<100	---	<100	340	<100	<100	<100	229	4,520	<100	<100	172	<100	3,270	82.9 J
	16-Dec-09		<2,500	<2,500	<630	<2,500	272	<630	<130	<130	<130	<130	413	<130	<130	<130	227	7,520	<130	<130	200	<130	3,580	82.6 J
	26-Mar-10		<4,000	<4,000	<1,000	<4,000	313	<1,000	<200	<200	<200	<200	599	<200	107 J	<200	357	19,200	<200	<200	549	<200	7,050	132 J
	23-Jun-10		<4,000	<4,000	<1,000	<4,000	323	<1,000	<200	<200	<200	<200	502	<200	94.9 J	<200	274	11,400	<200	<200	329	<200	4,700	90.3 J
15-Sep-10		<4,000	<4,000	<1,000	<4,000	251	<1,000	<200	<200	<200	<200	435	<200	<200	<200	225	8,270	<200	<200	239	<200	3,510	63.9 J	
15-Sep-10	dup	<4,000	<4,000	<1,000	<4,000	246	<1,000	<200	<200	<200	<200	451	<200	<200	<200	211	8,660	<200	<200	251	<200	3,660	77.7 J	
15-Dec-10		<2,000	<2,000	<500	<2,000	232	<500	<100	<100	24.3 J	<100	307	<100	<100	<100	193	4,660	<100	<100	171	<100	2,740	70.3 J	
RW-29A	26-Sep-07		<0.50	<0.50	<0.50	<0.50	2.7	<0.50	<0.50	<0.50	<0.50	<0.50	<0.50	<0.50	<0.50	<0.50	31	<0.50	<0.50	<0.50	1.7	<0.50	1.6	1.3
	10-Dec-07		<5.0	<5.0	<5.0	<5.0	<5.0	<5.0	<5.0	<5.0	<5.0	<5.0	<5.0	<5.0	<5.0	<5.0	19	<5.0	<5.0	<5.0	<5.0	<5.0	<5.0	<5.0
	18-Mar-08		<10	<10	<0.50	<10	1.1	<0.50	<0.50	<0.50	0.83	<0.50	<0.50	<0.50	<0.50	<0.50	8.3	<0.50	<0.50	<0.50	<0.50	<0.50	0.88	<0.50
	23-Jun-08		<10	<10	<0.50	<10	3.4	<0.50	<0.50	<0.50	<0.50	<0.50	<0.50	<0.50	<0.50	<0.50	3.2	<0.50	<0.50	<0.50	<0.50	<0.50	0.87	2.3
	17-Sep-08		<100	<100	<5.0	<100	3.0	<5.0	<5.0	<5.0	<20 /UB	<5.0	<5.0	42	<5.0	<5.0	<5.0	<5.0	<5.0	<5.0	<5.0	<5.0	<5.0	<5.0
	15-Dec-08		<200	<200	<10	<200	<10	<10	<10	<10	<40	<10	<10	<10	<10	<10	<10	<10	<10	<10	<10	<10	<10	<10
	16-Mar-09		<100	<100	<5.0	<100	4.10 J	<5.0	<5.0	<5.0	<20	<5.0	<5.0	6.9	<5.0	<5.0	<5.0	<5.0	<5.0	<5.0	<5.0	<5.0	<5.0	<5.0
	22-Jun-09		<100	<100	<5.0	<100	3.6 J	<5.0	<5.0	<5.0	5.3 J	<5.0	<5.0	<5.0	<5.0	<5.0	<5.0	<5.0	<5.0	<5.0	<5.0	<5.0	<5.0	<5.0
	23-Sep-09		<100	<100	<25	<100	4.1 J	<25	<5.0	<5.0	---	<5.0	<5.0	6.6	<5.0	<5.0	<5.0	<5.0	<5.0	<5.0	<5.0	<5.0	<5.0	<5.0
	14-Dec-09		<40	<40	<10	<40	2.5	<10	<2.0	<2.0	0.61 J	<2.0	<2.0	2.7	<2.0	<2.0	<2.0	<2.0	<2.0	<2.0	<2.0	<2.0	<2.0	<2.0
	23-Mar-10		22.5 J	<40	<10	<40	2.9	<10	<2.0	<2.0	<2.0	<2.0	<2.0	2.9	<2.0	<2.0	<2.0	<2.0	<2.0	<2.0	<2.0	<2.0	<2.0	<2.0
21-Jun-10		<40	<40	<10	<40	2.7	<10	<2.0	<2.0	<2.0	<2.0	<2.0	3.5	<2.0	<2.0	<2.0	<2.0	<2.0	<2.0	<2.0	<2.0	<2.0	<2.0	
14-Sep-10		<40	<40	<10	<40	4.1	<10	<2.0	<2.0	<2.0	<2.0	<2.0	5.3	<2.0	<2.0	<2.0	<2.0	<2.0	<2.0	<2.0	<2.0	<2.0	<2.0	
14-Dec-10		<40	<40	<10	<40	4.3	<10	<2.0	<2.0	<2.0	<2.0	<2.0	4.0	<2.0	<2.0	<2.0	<2.0	<2.0	<2.0	<2.0	<2.0	<2.0	<2.0	

US EPA ARCHIVE DOCUMENT

Appendix C
Groundwater and Surface Water Analytical Results
Former Romic Environmental Technologies Corporation
East Palo Alto, California
Groundwater Monitoring Report

Sampling Location	Date Sample Collected	Cas Number	Acetone (µg/L)	2-Butanone (µg/L)	2-Chloro toluene (µg/L)	2-Hexanone (µg/L)	Benzene (µg/L)	Bromo methane (µg/L)	Bromo chloro methane (µg/L)	Bromo dichloro methane (µg/L)	Carbon Disulfide (µg/L)	Carbon Tetra chloride (µg/L)	Chloro benzene (µg/L)	Chloro ethane (µg/L)	Chloro form (µg/L)	1,2-Dichloro benzene (µg/L)	1,1-DCA (µg/L)	1,2-DCA (µg/L)	1,3-Dichloro propane (µg/L)	1,2-Dichloro propane (µg/L)	1,1-DCE (µg/L)	Chloro methane (µg/L)	cis-1,2-DCE (µg/L)	trans-1,2-DCE (µg/L)
			67-64-1	78-93-3	95-49-8	591-78-6	71-43-2	74-83-9	74-97-5	75-27-4	75-15-0	56-23-5	108-90-7	75-00-3	67-66-3	95-50-1	75-34-3	107-06-2	142-28-9	78-87-5	75-35-4	74-87-3	156-59-2	156-60-5
RW-2B	12-Sep-00		<200	<200	<200	<200	<200	<200	<200	<200	<200	<200	312	<200	<200	<200	<200	16,400	<200	<200	314	<200	4,910	<200
	05-Dec-00		<250	<250	<250	<250	<250	<250	<250	<250	<250	<250	264	<250	<250	<250	<250	17,700	<250	<250	327	<250	5,750	<250
	22-Mar-01		<385	<385	<385	<385	<154	<385	<385	<385	<385	<385	231	<385	<154	<154	<154	14,300	<154	<154	270	<154	4,170	<154
	15-Jun-01		<560	<560	<560	<560	<220	<560	<560	<560	<560	<560	250	<560	<220	<220	<220	17,000	<220	<220	330	<220	4,900	<220
	06-Sep-01		<400	<400	<400	<400	<400	<400	<400	<400	<400	<400	<400	<400	<400	<400	<400	21,000	<400	<400	<400	<400	6,600	<400
	18-Dec-01		<1,000	<1,000	<1,000	<1,000	<400	<1,000	<1,000	<1,000	<1,000	<1,000	<400	<1,000	<400	<400	<400	18,000	<400	<400	<400	<400	6,500	<400
	05-Apr-02		<620	<620	<620	<620	<250	<620	<620	<620	<620	<620	270	<620	<250	<250	<250	20,000	<250	<250	270	<250	4,500	<250
	11-Jun-02		<420	<420	<420	<420	<170	<420	<420	<420	<420	<420	350	<420	<170	<170	<170	15,000	<170	<170	440	<170	3,300	<170
	26-Sep-02		<500	<500	<500	<500	<500	<500	<500	<500	<500	<500	<500	<500	<500	<500	<500	15,000	<500	<500	<500	<500	5,700	<500
	03-Jan-03		<250	<250	<250	<250	<250	<250	<250	<250	<250	<250	260	<250	<250	<250	<250	18,000	<250	<250	290	<250	4,500	<250
	12-Mar-03		<50	<50	<50	<50	100	<50	<50	<50	<50	<50	230	<50	<50	<50	<50	15,000	<50	<50	280 s	<50	4,400	78
	18-Jun-03		<250	<250	<250	<250	<250	<250	<250	<250	<250	<250	<250	<250	<250	<250	<250	16,000	<250	<250	280	<250	5,400	<250
	17-Sep-03		<250	<250	<250	<250	<250	<250	<250	<250	<250	<250	<250	<250	<250	<250	<250	12,000	<250	<250	270	<250	3,800	<250
	17-Dec-03		<250	<250	<250	<250	<250	<250	<250	<250	<250	<250	<250	<250	<250	<250	260	5,300	<250	<250	<250	<250	8,800	<250
	18-Mar-04		<10	940	<10	<10	92	<10	<10	<10	<10	<10	290	<10	<10	<10	<10	18	16	<10	<10	<10	130	100
	23-Jun-04		<2.5	<2.5	<2.5	<2.5	39	<2.5	<2.5	<2.5	<2.5	<2.5	130	<2.5	<2.5	<2.5	88	62	<2.5	<2.5	<2.5	<2.5	280	21
	30-Sep-04		<50	7,400	<50	<50	<50	<50	<50	<50	<50	<50	150	<50	<50	<50	83	63	<50	<50	<50	<50	65	<50
	21-Dec-04		<50	6,700	<50	<50	<50	<50	<50	<50	<50	<50	110	<50	<50	<50	<50	<50	<50	<50	<50	<50	<50	<50
	29-Mar-05		<25	3,500	<25	<25	27	<25	<25	<25	<25	<25	140	33	<25	<25	<25	<25	<25	<25	<25	<25	<25	<25
	07-Jun-05		<500	<500	<500	<500	<500	<500	<500	<500	<500	<500	<500	<500	<500	<500	<500	<500	<500	<500	<500	<500	<500	<500
	17-Aug-05		180	1,400	<3.1	<3.1	9.2	<3.1	<3.1	<3.1	<3.1	<3.1	89	<3.1	<3.1	<3.1	<3.1	5.9	<3.1	<3.1	<3.1	<3.1	4.5	<3.1
	30-Nov-05		94	730	<4.2	<4.2	5.6	<4.2	<4.2	<4.2	<4.2	<4.2	47	<4.2	<4.2	<4.2	<4.2	<4.2	<3.1	<3.1	<4.2	<3.1	<4.2	<4.2
	22-Mar-06		<4.2	<4.2	<4.2	<4.2	19	<4.2	<4.2	<4.2	<4.2	<4.2	91	6.2	<4.2	2.5	14	4.6	<4.2	<4.2	<4.2	<4.2	7.7	3.3
	15-Jun-06		<5.0	<5.0	<5.0	<5.0	23	<5.0	<5.0	<5.0	<5.0	<5.0	340	16	<5.0	5.6	33	<5.0	<5.0	<5.0	<5.0	<5.0	6.7	<5.0
	23-Sep-06		390	1,300	<5.0	<5.0	14	<5.0	<5.0	<5.0	<5.0	<5.0	92	16	<5.0	<5.0	<5.0	<5.0	<5.0	<5.0	<5.0	<5.0	12	<5.0
	05-Dec-06		<5.0	<5.0	<5.0	<5.0	14	<5.0	<5.0	<5.0	<5.0	<5.0	74	12	<5.0	<5.0	<5.0	<5.0	<5.0	<5.0	<5.0	<5.0	7.4	<5.0
	14-Mar-07		<5.0	<5.0	<5.0	<5.0	22	<5.0	<5.0	<5.0	<5.0	<5.0	82	7.9	<5.0	<5.0	21	<5.0	<5.0	<5.0	<5.0	<5.0	<5.0	<5.0
	18-Jun-07		<5.0	<5.0	<5.0	<5.0	34	<5.0	<5.0	<5.0	<5.0	<5.0	140	<5.0	<5.0	<5.0	22	7.1	<5.0	<5.0	<5.0	<5.0	6.4	<5.0
	27-Sep-07		<5.0	<5.0	<5.0	<5.0	52	<5.0	<5.0	<5.0	<5.0	<5.0	170	<5.0	<5.0	<5.0	83	8.5	<5.0	<5.0	<5.0	<5.0	6.3	<5.0
	10-Dec-07		<5.0	<5.0	<5.0	<5.0	50	<5.0	<5.0	<5.0	<5.0	<5.0	190	<5.0	<5.0	<5.0	76	9.9	<5.0	<5.0	<5.0	<5.0	5.9	<5.0
	21-Mar-08		<100	<100	<5.0	<100	45	<5.0	<5.0	<5.0	<5.0	<5.0	150	<5.0	<5.0	<5.0	68	10	<5.0	<5.0	<5.0	<5.0	<5.0	<5.0
	24-Jun-08		<10	<10	0.83	<10	51	<0.50	<0.50	<0.50	<0.50	<0.50	140	1.6	<0.50	2.2	99	8.7	2.9	<0.50	<0.50	<0.50	4.5	4.2
	16-Sep-08		<200	<200	<10	<200	50	<10	<10	<10	<40 J/UB	<10	190	<10	<10	<10	71	<10	<10	<10	<10	<10	4.8 J	<10
	16-Dec-08		<200	<200	<10	<200	53	<10	<10	<10	<40 J/UB	<10	190	<10	<10	<10	77	7.4 J	<10	<10	<10	<10	<10	<10
	19-Mar-09		<200	<200	<10	<200	54	<10	<10	<10	<10	<10	220	<10	<10	<10	79	8.80 J	<10	<10	<10	<10	<10	<10
	23-Jun-09		<100	<100	<5.0	<100	60	<5.0	<5.0	<5.0	3.1 J	<5.0	210	<5.0	<5.0	<5.0	83	7.9	<5.0	<5.0	<5.0	<5.0	3.7 J	2.4 J
	23-Sep-09		<40 /UJ	<40 /UJ	1.3 J	<40 /UJ	52.5 /J	<10 /UJ	<2.0 /UJ	<2.0 /UJ	---	<2.0 /UJ	181 /J	0.75 J	<2.0 /UJ	2.5 /J	91.0 /J	8.3 /J	1.6 J	<2.0 /UJ	<2.0 /UJ	<2.0 /UJ	2.8 /J	2.1 /J
	15-Dec-09		<40 /UJ	<40 /UJ	1.2 J	<40 /UJ	50.0 /J	<10 /UJ	<2.0 /UJ	<2.0 /UJ	<2.0 /UJ	<2.0 /UJ	183 /J	0.65 J	<2.0 /UJ	2.5 /J	82.8 /J	7.5 /J	1.5 J	<2.0 /UJ	<2.0 /UJ	<2.0 /UJ	2.8 /J	2.1 /J
	23-Mar-10		<40	<40	1.4 J	<40	50.6	<10	<2.0	<2.0	<2.0	<2.0	165	0.76 J	<2.0	2.4	82.8	7.4	1.6 J	<2.0	<2.0	<2.0	3.7	2.2
	22-Jun-10		<40	<40	1.2 J	<40	49.1	<10	<2.0	<2.0	<2.0	<2.0	172	<2.0	<2.0	2.1	75.3	6.5	1.3 J	<2.0	<2.0	<2.0	<2.0	1.8 J
	15-Sep-10		<40	<40	<10	<40	54.2	<10	<2.0	<2.0	<2.0	<2.0	192	<2.0	<2.0	2.7	86.4	6.3	1.4 J	<2.0	<2.0	<2.0	2.5	1.8 J
dup	15-Sep-10		<40	<40	<10	<40	54.4	<10	<2.0	<2.0	<2.0	<2.0	196	<2.0	<2.0	2.8	87.2	6.5	1.5 J	<2.0	<2.0	<2.0	2.5	1.8 J
	15-Dec-10		<80	<80	<20	<80	58.3	<20	<4.0	<4.0	<4.0	<4.0	217	<4.0	<4.0	2.9 J	89.8	7.1	1.4 J	<4.0	<4.0	<4.0	3.0 J	2.3 J

US EPA ARCHIVE DOCUMENT

Appendix C
Groundwater and Surface Water Analytical Results
Former Romic Environmental Technologies Corporation
East Palo Alto, California
Groundwater Monitoring Report

Sampling Location	Date Sample Collected	Cas Number	Acetone (µg/L)	2-Butanone (µg/L)	2-Chloro toluene (µg/L)	2-Hexanone (µg/L)	Benzene (µg/L)	Bromo methane (µg/L)	Bromo chloro methane (µg/L)	Bromo dichloro methane (µg/L)	Carbon Disulfide (µg/L)	Carbon Tetra chloride (µg/L)	Chloro benzene (µg/L)	Chloro ethane (µg/L)	Chloro form (µg/L)	1,2-Dichloro benzene (µg/L)	1,1-DCA (µg/L)	1,2-DCA (µg/L)	1,3-Dichloro propane (µg/L)	1,2-Dichloro propane (µg/L)	1,1-DCE (µg/L)	Chloro methane (µg/L)	cis-1,2-DCE (µg/L)	trans-1,2-DCE (µg/L)
			67-64-1	78-93-3	95-49-8	591-78-6	71-43-2	74-83-9	74-97-5	75-27-4	75-15-0	56-23-5	108-90-7	75-00-3	67-66-3	95-50-1	75-34-3	107-06-2	142-28-9	78-87-5	75-35-4	74-87-3	156-59-2	156-60-5
RW-3B	13-Sep-00		<5.0	<5.0	<5.0	<5.0	<2.0	<5.0	<5.0	<5.0	<5.0	<5.0	<2.0	<5.0	<2.0	<2.0	<2.0	<2.0	<2.0	<2.0	<2.0	<2.0	<2.0	<2.0
	20-Mar-01		<5.0	<5.0	<5.0	<5.0	<2.0	<5.0	<5.0	<5.0	<5.0	<5.0	<2.0	<5.0	<2.0	<2.0	<2.0	<2.0	<2.0	<2.0	<2.0	<2.0	<2.0	<2.0
	05-Sep-01		<5.0	<5.0	<5.0	<5.0	<2.0	<5.0	<5.0	<5.0	<5.0	<5.0	<2.0	<5.0	<2.0	<2.0	<2.0	<2.0	<2.0	<2.0	<2.0	<2.0	<2.0	<2.0
	03-Apr-02		<5.0	<5.0	<5.0	<5.0	<2.0	<5.0	<5.0	<5.0	<5.0	<5.0	<2.0	<5.0	<2.0	<2.0	<2.0	<2.0	<2.0	<2.0	<2.0	<2.0	<2.0	<2.0
	24-Sep-02		<5.0	<5.0	<5.0	<5.0	<0.50	<5.0	<5.0	<5.0	<5.0	<5.0	<0.50	<5.0	<0.50	<0.50	<0.50	<0.50	<0.50	<0.50	<0.50	<0.50	<0.50	<0.50
	11-Mar-03		<5.0	<5.0	<5.0	<5.0	<0.50	<5.0	<5.0	<5.0	<5.0	<5.0	<0.50	<5.0	<0.50	<0.50	<0.50	<0.50	<0.50	<0.50	<0.50	<0.50	<0.50	<0.50
	16-Sep-03		<5.0	<5.0	<5.0	<5.0	<0.50	<5.0	<5.0	<5.0	<5.0	<5.0	<0.50	<5.0	<0.50	<0.50	<0.50	<0.50	<0.50	<0.50	<0.50	<0.50	<0.50	<0.50
	30-Sep-04		<5.0	<5.0	<5.0	<5.0	<0.50	<5.0	<5.0	<5.0	<5.0	<5.0	<0.50	<5.0	<0.50	<0.50	<0.50	<0.50	<0.50	<0.50	<0.50	<0.50	<0.50	<0.50
	18-Aug-05		<5.0	<5.0	<5.0	<5.0	<0.5	<5.0	<5.0	<5.0	<5.0	<5.0	<0.5	<5.0	<0.5	<0.5	<0.5	<0.5	<0.5	<0.5	<0.5	<0.5	2.1	<0.5
	23-Mar-06		<5.0	<5.0	<5.0	<5.0	<0.5	<5.0	<5.0	<5.0	<5.0	<5.0	<0.5	<5.0	<0.5	<0.5	<0.5	<0.5	<0.5	<0.5	<0.5	<0.5	<0.5	<0.5
	22-Sep-06		<5.0	<5.0	<5.0	<5.0	<0.5	<5.0	<5.0	<5.0	<5.0	<5.0	<0.5	<5.0	<0.5	<0.5	<0.5	<0.5	<0.5	<0.5	<0.5	<0.5	<0.5	<0.5
	24-Sep-07		<5.0	<5.0	<5.0	<5.0	<0.50	<5.0	<5.0	<5.0	<5.0	<5.0	<0.50	<5.0	<0.50	<0.50	<0.50	<0.50	<0.50	<0.50	<0.50	<0.50	<0.50	<0.50
	15-Sep-08		<10	<10	<0.50	<10	<0.50	<0.50	<0.50	<0.50	<2.0	<0.50	<0.50	<0.50	<0.50	<0.50	<0.50	<0.50	<0.50	<0.50	<0.50	<0.50	<0.50	<0.50
	21-Sep-09		<25	<5.0	<1.0	<10	<1.0	<2.0	<1.0	<1.0	<2.0	<1.0	<1.0	<2.0	<1.0	<1.0	<1.0	<1.0	<1.0	<1.0	<1.0	<2.0	<1.0	<1.0
	13-Sep-10		<20	<20	<5.0	<20	<1.0	<5.0	<1.0	<1.0	<1.0	<1.0	<1.0	<1.0	<1.0	<1.0	<1.0	<1.0	<1.0	<1.0	<1.0	<1.0	<1.0	<1.0
RW-4B	12-Sep-00		<5.0	<5.0	<5.0	<5.0	<2.0	<5.0	<5.0	<5.0	<5.0	<5.0	<2.0	<5.0	<2.0	<2.0	<2.0	<2.0	<2.0	<2.0	<2.0	<2.0	<2.0	<2.0
	05-Dec-00		<5.0	<5.0	<5.0	<5.0	<2.0	<5.0	<5.0	<5.0	<5.0	<5.0	<2.0	<5.0	<2.0	<2.0	<2.0	<2.0	<2.0	<2.0	<2.0	<2.0	<2.0	<2.0
	20-Mar-01		<5.0	<5.0	<5.0	<5.0	<2.0	<5.0	<5.0	<5.0	<5.0	<5.0	<2.0	<5.0	<2.0	<2.0	<2.0	<2.0	<2.0	<2.0	<2.0	<2.0	<2.0	<2.0
	15-Jun-01		<5.0	<5.0	<5.0	<5.0	<2.0	<5.0	<5.0	<5.0	<5.0	<5.0	<2.0	<5.0	<2.0	<2.0	<2.0	<2.0	<2.0	<2.0	<2.0	<2.0	<2.0	<2.0
dup	15-Jun-01		<5.0	<5.0	<5.0	<5.0	<2.0	<5.0	<5.0	<5.0	<5.0	<5.0	<2.0	<5.0	<2.0	<2.0	<2.0	<2.0	<2.0	<2.0	<2.0	<2.0	<2.0	<2.0
	06-Sep-01		<2.0	<2.0	<2.0	<2.0	<2.0	<2.0	<2.0	<2.0	<2.0	<2.0	<2.0	<5.0	<2.0	<2.0	<2.0	<2.0	<2.0	<2.0	<2.0	<2.0	<2.0	<2.0
	18-Dec-01		<2.0	<2.0	<2.0	<2.0	<2.0	<2.0	<2.0	<2.0	<2.0	<2.0	<2.0	<5.0	<2.0	<2.0	<2.0	<2.0	<2.0	<2.0	<2.0	<2.0	<2.0	<2.0
	03-Apr-02		<2.0	<2.0	<2.0	<2.0	<2.0	<2.0	<2.0	<2.0	<2.0	<2.0	<2.0	<5.0	<2.0	<2.0	<2.0	<2.0	<2.0	<2.0	<2.0	<2.0	<2.0	<2.0
	11-Jun-02		<2.0	<2.0	<2.0	<2.0	<2.0	<2.0	<2.0	<2.0	<2.0	<2.0	<2.0	<5.0	<2.0	<2.0	<2.0	<2.0	<2.0	<2.0	<2.0	<2.0	<2.0	<2.0
	24-Sep-02		<0.50	<0.50	<0.50	<0.50	<0.50	<0.50	<0.50	<0.50	<0.50	<0.50	<0.50	<0.50	<0.50	<0.50	<0.50	<0.50	<0.50	<0.50	<0.50	<0.50	0.5	<0.50
	02-Jan-03		<0.50	<0.50	<0.50	<0.50	<0.50	<0.50	<0.50	<0.50	<0.50	<0.50	<0.50	<0.50	<0.50	<0.50	<0.50	<0.50	<0.50	<0.50	<0.50	<0.50	<0.50	<0.50
	11-Mar-03		<0.50	<0.50	<0.50	<0.50	<0.50	<0.50	<0.50	<0.50	<0.50	<0.50	<0.50	<0.50	<0.50	<0.50	<0.50	<0.50	<0.50	<0.50	<0.50	<0.50	<0.50	<0.50
	16-Sep-03		<0.50	<0.50	<0.50	<0.50	<0.50	<0.50	<0.50	<0.50	<0.50	<0.50	<0.50	<0.50	<0.50	<0.50	<0.50	<0.50	<0.50	<0.50	<0.50	<0.50	<0.50	<0.50
	27-Sep-04		<0.50	<0.50	<0.50	<0.50	<0.50	<0.50	<0.50	<0.50	<0.50	<0.50	<0.50	<0.50	<0.50	<0.50	<0.50	<0.50	<0.50	<0.50	<0.50	<0.50	<0.50	<0.50
	17-Aug-05		<1.0	<1.0	<1.0	<1.0	<0.5	<1.0	<1.0	<1.0	<1.0	<1.0	<0.5	<1.0	<0.5	<0.5	<0.5	<0.5	<0.5	<0.5	<0.5	<0.5	<0.5	<0.5
	22-Mar-06		<1.0	<1.0	<1.0	<1.0	<0.5	<1.0	<1.0	<1.0	<1.0	<1.0	<0.5	<1.0	<0.5	<0.5	<0.5	<0.5	<0.5	<0.5	<0.5	<0.5	<0.5	<0.5
	22-Sep-06		<1.0	<1.0	<1.0	<1.0	<0.5	<1.0	<1.0	<1.0	<1.0	<1.0	<0.5	<1.0	<0.5	<0.5	<0.5	<0.5	<0.5	<0.5	<0.5	<0.5	<0.5	<0.5
	24-Sep-07		<0.50	<0.50	<0.50	<0.50	<0.50	<0.50	<0.50	<0.50	<0.50	<0.50	<0.50	<0.50	<0.50	<0.50	<0.50	<0.50	<0.50	<0.50	<0.50	<0.50	<0.50	<0.50
	15-Sep-08		<10	<10	<0.50	<10	<0.50	<0.50	<0.50	<0.50	<2.0	<0.50	<0.50	<0.50	<0.50	<0.50	<0.50	<0.50	<0.50	<0.50	<0.50	<0.50	<0.50	<0.50
	21-Sep-09		<25	<5.0	<1.0	<10	<1.0	<2.0	<1.0	<1.0	<2.0	<1.0	<1.0	<2.0	<1.0	<1.0	<1.0	<1.0	<1.0	<1.0	<1.0	<2.0	<1.0	<1.0
	13-Sep-10		<20	<20	<5.0	<20	<1.0	<5.0	<1.0	<1.0	<1.0	<1.0	<1.0	<1.0	<1.0	<1.0	<1.0	<1.0	<1.0	<1.0	<1.0	<1.0	<1.0	<1.0
	14-Dec-10		<20	<20	<5.0	<20	<1.0	<5.0	<1.0	<1.0	0.21 J	<1.0	<1.0	<1.0	<1.0	<1.0	<1.0	<1.0	<1.0	<1.0	<1.0	<1.0	<1.0	<1.0

US EPA ARCHIVE DOCUMENT

Appendix C
Groundwater and Surface Water Analytical Results
Former Romic Environmental Technologies Corporation
East Palo Alto, California
Groundwater Monitoring Report

Sampling Location	Date Sample Collected	Cas Number	Acetone (µg/L)	2-Butanone (µg/L)	2-Chloro toluene (µg/L)	2-Hexanone (µg/L)	Benzene (µg/L)	Bromo methane (µg/L)	Bromo chloro methane (µg/L)	Bromo dichloro methane (µg/L)	Carbon Disulfide (µg/L)	Carbon Tetra chloride (µg/L)	Chloro benzene (µg/L)	Chloro ethane (µg/L)	Chloro form (µg/L)	1,2-Dichloro benzene (µg/L)	1,1-DCA (µg/L)	1,2-DCA (µg/L)	1,3-Dichloro propane (µg/L)	1,2-Dichloro propane (µg/L)	1,1-DCE (µg/L)	Chloro methane (µg/L)	cis-1,2-DCE (µg/L)	trans-1,2-DCE (µg/L)
			67-64-1	78-93-3	95-49-8	591-78-6	71-43-2	74-83-9	74-97-5	75-27-4	75-15-0	56-23-5	108-90-7	75-00-3	67-66-3	95-50-1	75-34-3	107-06-2	142-28-9	78-87-5	75-35-4	74-87-3	156-59-2	156-60-5
RW-5B	13-Aug-03		<1,200	<1,200	<1,200	<1,200	<1,200	<1,200	<1,200	<1,200	<1,200	<1,200	<1,200	<1,200	<1,200	<1,200	<1,200	48,000	<1,200	<1,200	2,500	<1,200	32,000	<1,200
	17-Dec-03		<50	<50	<50	<50	<50	<50	<50	<50	<50	<50	210	<50	240	<50	860	40,000	<50	<50	2,100	<50	29,000	310
	17-Mar-04		<1,000	<1,000	<1,000	<1,000	<1,000	<1,000	<1,000	<1,000	<1,000	<1,000	<1,000	<1,000	<1,000	<1,000	<1,000	4,100	<1,000	<1,000	<1,000	<1,000	3,600	<1,000
	24-Jun-04		<1,000	<1,000	<1,000	<1,000	<1,000	<1,000	<1,000	<1,000	<1,000	<1,000	<1,000	<1,000	<1,000	<1,000	<1,000	36,000	<1,000	<1,000	2,800	<1,000	34,000	<1,000
	30-Sep-04		<500	<500	<500	<500	<500	<500	<500	<500	<500	<500	<500	<500	<500	<500	870	31,000	<500	<500	2,500	<500	33,000	<500
	20-Dec-04		<1,000	<1,000	<1,000	<1,000	<1,000	<1,000	<1,000	<1,000	<1,000	<1,000	<1,000	<1,000	<1,000	<1,000	<1,000	33,000	<1,000	<1,000	2,700	<1,000	33,000	<1,000
	09-Jun-05		<500	<500	<500	<500	<500	<500	<500	<500	<500	<500	<500	<500	<500	<500	860	23,000	<500	<500	2,600	<500	39,000	<500
	19-Aug-05		<500	<500	<500	<500	<250	<500	<500	<500	<500	<500	320	<500	320	<250	810	23,000	<250	<250	2,600	<250	41,000	410
	02-Dec-05		<500	<500	<500	<500	<250	<500	<500	<500	<500	<500	<250	<500	<250	<250	640	11,000	<250	<250	1,700	<250	28,000	500
	27-Mar-06		<400	4,400	<400	<400	<200	<400	<400	<400	<400	<400	200	<400	<200	<200	430	7,400	<200	<200	530	<200	34,000	350
	16-Jun-06		<5.0	2,000	<5.0	<5.0	23	<5.0	<5.0	<5.0	11	<5.0	240	<5.0	10	<5.0	590	2,800	13	<5.0	850	<5.0	16,000	270
	21-Sep-06		<25	<25	<25	<25	<25	<25	<25	<25	<25	<25	230	<25	26	<25	640	2,600	<25	<25	470	<25	17,000	140
	06-Dec-06		<25	<25	<25	<25	29	<25	<25	<25	<25	<25	280	<25	84	<25	850	4,200	<25	<25	1,000	<25	26,000	260
	13-Mar-07		<10	290	<10	<10	22	<10	<10	<10	<10	<10	210	<10	67	<10	650	1,300	<10	<10	420	<10	12,000	200
dup	13-Mar-07		<5.0	320	<5.0	<5.0	23	<5.0	<5.0	<5.0	8.5	<5.0	230	<5.0	69	<5.0	630	1,500	<5.0	<5.0	470	<5.0	13,000	210
	18-Jun-07		<10	630	<10	<10	20	<10	<10	<10	<10	<10	180	<10	32	<10	390	390	<10	<10	12	<10	350	19
	26-Sep-07		<5.0	260	<5.0	<5.0	18	<5.0	<5.0	<5.0	24	<5.0	230	<5.0	63	<5.0	530	1,800	6	<5.0	600	<5.0	20,000	150
dup	26-Sep-07		<5.0	270	<5.0	<5.0	18	<5.0	<5.0	<5.0	19	<5.0	220	<5.0	62	<5.0	510	1,900	7.5	<5.0	590	<5.0	21,000	140
	12-Dec-07		<5.0	<5.0	<5.0	<5.0	13	<5.0	<5.0	<5.0	<5.0	<5.0	140	<5.0	25	<5.0	430	620	<5.0	<5.0	7.1	<5.0	300	18
	20-Mar-08		90 J	680 J	<5.0 J	<100 J	16 J	<5.0 J	<5.0 J	<5.0 J	97 J	<5.0 J	150 J	<5.0 J	18 J	<5.0 J	510 J	220 J	6.1 J	<5.0 J	9.8 J	71 J	350 J	19 J
dup	20-Mar-08		300 J	2,800 J	<10 J	<200 J	78 J	<10 J	<10 J	<10 J	370 J	<10 J	720 J	<10 J	79 J	<10 J	650 J	960 J	27 J	<10 J	60 J	310 J	650 J	100 J
	25-Jun-08		<100	890	<5.0	<100	11	<5.0	<5.0	<5.0	17	<5.0	120	27	16	<5.0	340	170	<5.0	<5.0	<5.0	<5.0	6.1	6.1
	18-Sep-08		<200	150 J	<10	<200	15	<10	<10	<10	<40 J/UB	<10	150	<10	35	<10	430	420	<10	<10	230 /J	<10	5,000	76 /J
dup	18-Sep-08		110 J	210	<10	<200	20	<10	<10	<10	<40 J/UB	<10	210	<10	49	<10	620	580	4.8 J	<10	350 /J	<10	5,600	120 /J
	16-Dec-08		<200	<200	<10	<200	7.6 J	<10	<10	<10	<40 J/UB	<10	94	<10	23	<10	190	180	<10	<10	17	<10	530	28
	20-Mar-09		---	---	<10	---	8.20 J	<10	---	<10	---	<10	91	<10	23	<10	200	310	<10	<10	5.20 J	<10	210	26
	24-Jun-09		<100	<100	<5.0	<100	8.8	<5.0	<5.0	<5.0	<20	<5.0	92	<5.0	42	<5.0	240	700	<5.0	<5.0	<5.0	<5.0	520	40
	24-Sep-09		<200 /JJ	<200 /JJ	<50 /JJ	<200 /JJ	8.4 J	<50 /JJ	<10 /JJ	<10 /JJ	---	<10 /JJ	89.4 /J	3.2 J	27.0 /J	<10 /JJ	211 /J	419 /J	<10 /JJ	<10 /JJ	<10 /JJ	<10 /JJ	96.6 /J	28.4 /J
	16-Dec-09		<1000 /JJ	413 J	<250 /JJ	<1000 /JJ	<50 /JJ	<250 /JJ	<50 /JJ	<50 /JJ	<50 /JJ	<50 /JJ	136 /J	<50 /JJ	21.7 J	<50 /JJ	289 /J	532 /J	<50 /JJ	<50 /JJ	39.3 J	<50 /JJ	1,750 /J	35.5 J
	24-Mar-10		<2,000	<2,000	<500	<2,000	<100	<500	<100	<100	<100	<100	103	<100	62.4 J	<100	278	1,240	<100	<100	23.6 J	<100	478	62.1 J
	23-Jun-10		<400	3,070	<100	<400	11.7 J	<100	<20	<20	5.3 J	<20	121	<20	25.9	<20	280	573	<20	<20	5.7 J	<20	543	27.3
	15-Sep-10		128 J	1,540	<50	<200	11.0	<50	<10	<10	<1.0 J/UB	<10	142	<10	19.5	<10	264	215	<10	<10	2.7 J	<10	134	16.3
	15-Dec-10		<400	124 J	<100	<400	10.0 J	<100	<20	<20	15.6 J	<20	106	<20	42.5	<20	240	590	<20	<20	7.1 J	<20	486	35.4

US EPA ARCHIVE DOCUMENT

Appendix C
Groundwater and Surface Water Analytical Results
Former Romic Environmental Technologies Corporation
East Palo Alto, California
Groundwater Monitoring Report

Sampling Location	Date Sample Collected	Cas Number	Acetone (µg/L)	2-Butanone (µg/L)	2-Chloro toluene (µg/L)	2-Hexanone (µg/L)	Benzene (µg/L)	Bromo methane (µg/L)	Bromo chloro methane (µg/L)	Bromo dichloro methane (µg/L)	Carbon Disulfide (µg/L)	Carbon Tetra chloride (µg/L)	Chloro benzene (µg/L)	Chloro ethane (µg/L)	Chloro form (µg/L)	1,2-Dichloro benzene (µg/L)	1,1-DCA (µg/L)	1,2-DCA (µg/L)	1,3-Dichloro propane (µg/L)	1,2-Dichloro propane (µg/L)	1,1-DCE (µg/L)	Chloro methane (µg/L)	cis-1,2-DCE (µg/L)	trans-1,2-DCE (µg/L)
			67-64-1	78-93-3	95-49-8	591-78-6	71-43-2	74-83-9	74-97-5	75-27-4	75-15-0	56-23-5	108-90-7	75-00-3	67-66-3	95-50-1	75-34-3	107-06-2	142-28-9	78-87-5	75-35-4	74-87-3	156-59-2	156-60-5
RW-7B	12-Sep-00		<10.0	<10.0	<10.0	<10.0	<10.0	<10.0	<10.0	<10.0	<10.0	<10.0	<10.0	<10.0	<10.0	<10.0	17.7	649	<10.0	<10.0	<10.0	<10.0	41.3	<10.0
	05-Dec-00		<10.0	<10.0	<10.0	<10.0	<10.0	<10.0	<10.0	<10.0	<10.0	<10.0	<10.0	<10.0	11.1	<10.0	21.1	757	<10.0	<10.0	<10.0	<10.0	35.7	<10.0
	22-Mar-01		<20.8	<20.8	<20.8	<20.8	<8.33	<20.8	<20.8	<20.8	<20.8	<20.8	<8.33	<20.8	<8.33	<8.33	16.4	548	<8.33	<8.33	<8.33	<8.33	12.9	<8.33
	15-Jun-01		<25	<25	<25	<25	<10	<25	<25	<25	<25	<25	<10	<25	17	<10	26	950	<10	<10	12	<10	63	<10
	06-Sep-01		<10	<10	<10	<10	<10	<10	<10	<10	<10	<10	<10	<10	36	<10	48	1,800	<10	<10	26	<10	190	<10
	18-Dec-01		<50	<50	<50	<50	<20	<50	<50	<50	<50	<50	<20	<50	23	<20	30	930	<20	<20	22	<20	140	<20
	08-Apr-02		<50	<50	<50	<50	<20	<50	<50	<50	<50	<50	<20	<50	27	<20	31	1,100	<20	<20	<20	<20	120	<20
	11-Jul-02		<31	<31	<31	<31	<12	<31	<31	<31	<31	<31	<12	<31	27	<12	36	1,000	<12	<12	18	<12	130	<12
	24-Sep-02		<20	<20	<20	<20	<20	<20	<20	<20	<20	<20	<20	<20	27	<20	27	980	<20	<20	<20	<20	160	<20
dup	24-Sep-02		<20	<20	<20	<20	<20	<20	<20	<20	<20	<20	<20	<20	32	<20	34	1,200	<20	<20	22	<20	200	<20
	02-Jan-03		<12	<12	<12	<12	<12	<12	<12	<12	<12	<12	<12	<12	25	<12	25	830	<12	<12	20	<12	150	<12
	11-Mar-03		<2.5	<2.5	<2.5	<2.5	<2.5	<2.5	<2.5	<2.5	<2.5	<2.5	<2.5	<2.5	11	<2.5	17	540	<2.5	<2.5	7.8	<2.5	56	<2.5
	11-Mar-03		<2.5	<2.5	<2.5	<2.5	<2.5	<2.5	<2.5	<2.5	<2.5	<2.5	<2.5	<2.5	11	<2.5	17	550	<2.5	<2.5	7.9	<2.5	62	<2.5
	17-Sep-03		<5.0	<5.0	<5.0	<5.0	<5.0	<5.0	<5.0	<5.0	<5.0	<5.0	<5.0	<5.0	12	<5.0	27	580	<5.0	<5.0	31	<5.0	220	5.4
	17-Mar-04		<2.5	<2.5	<2.5	<2.5	<2.5	<2.5	<2.5	<2.5	<2.5	<2.5	<2.5	<2.5	21	<2.5	22	730	<2.5	<2.5	19	<2.5	160	<2.5
	30-Sep-04		<5.0	<5.0	<5.0	<5.0	<5.0	<5.0	<5.0	<5.0	<5.0	<5.0	<5.0	<5.0	<5.0	<5.0	8	300	<5.0	<5.0	<5.0	<5.0	18	<5.0
	29-Mar-05		<50	<50	<50	<50	<50	<50	<50	<50	<50	<50	<50	<50	<50	<50	<50	1,100	<50	<50	<50	<50	230	<50
dup	29-Mar-05		<25	<25	<25	<25	<25	<25	<25	<25	<25	<25	<25	<25	<25	<25	40	1,100	<25	<25	31	<25	230	<25
	19-Aug-05		<0.5	<0.5	<0.5	<0.5	<0.5	<0.5	<0.5	<0.5	<0.5	<0.5	<1.0	<0.5	<0.5	<0.5	<0.5	<0.5	<0.5	<0.5	<0.5	<0.5	<0.5	<0.5
	22-Mar-06		<5.0	<5.0	<5.0	<5.0	<5.0	<5.0	<5.0	<5.0	<5.0	<5.0	<5.0	<10	19	<5.0	26	740	<5.0	<5.0	17	<5.0	95	<5.0
	21-Sep-06		<0.5	<0.5	<0.5	<0.5	<0.5	<0.5	<0.5	<0.5	<0.5	<0.5	<0.5	<0.5	1.3	<0.5	4.8	160	<0.5	<0.5	0.78	<0.5	2.9	<0.5
	15-Mar-07		<0.5	<0.5	<0.5	<0.5	<0.5	<0.5	<0.5	<0.5	<0.5	<0.5	<0.5	<0.5	0.94	<0.5	3.6	110	<0.5	<0.5	0.81	<0.5	2.7	<0.5
	25-Sep-07		<0.50	<0.50	<0.50	<0.50	<0.50	<0.50	<0.50	<0.50	<0.50	<0.50	<0.50	<0.50	1	<0.50	4.1	130	<0.50	<0.50	0.72	<0.50	3.6	<0.50
	19-Mar-08		<10	<10	<0.50	<10	<0.50	<0.50	<0.50	<0.50	<0.50	<0.50	<0.50	<0.50	9.6	<0.50	15	400	<0.50	<0.50	7.2	<0.50	42	0.49 J
	16-Sep-08		<10	<10	<0.50	<10	0.450 J	<0.50	<0.50	<0.50	<2.0	<0.50	<0.50	<0.50	8.9	<0.50	15	420	<0.50	<0.50	8.0	<0.50	35	0.41 J
	19-Mar-09		<100	<100	<5.0	<100	<5.0	<5.0	<5.0	<5.0	<20	<5.0	<5.0	<5.0	<5.0	<5.0	3.80 J	110	<5.0	<5.0	<5.0	<5.0	3.00 J	<5.0
	23-Sep-09		<20	<20	<5.0	<20	<1.0	<5.0	<1.0	<1.0	---	<1.0	<1.0	<1.0	<1.0	<1.0	2.6	94.4	<1.0	<1.0	0.31 J	<1.0	1.6	<1.0
	23-Mar-10		<20	<20	<5.0	<20	<1.0	<5.0	<1.0	<1.0	<1.0	<1.0	<1.0	<1.0	<1.0	<1.0	3.0	96.0	<1.0	<1.0	0.44 J	<1.0	1.8	<1.0
	14-Sep-10		<40	<40	<10	<40	<2.0	<10	<2.0	<2.0	<2.0	<2.0	<2.0	<2.0	2.0	<2.0	5.7	179	<2.0	<2.0	0.93 J	<2.0	3.3	<2.0
	15-Dec-10		<40	<40	<10	<40	<2.0	<10	<2.0	<2.0	<2.0	<2.0	<2.0	<2.0	<2.0	<2.0	4.0	123	<2.0	<2.0	<2.0	<2.0	2.1	<2.0

US EPA ARCHIVE DOCUMENT

Appendix C
Groundwater and Surface Water Analytical Results
Former Romic Environmental Technologies Corporation
East Palo Alto, California
Groundwater Monitoring Report

Sampling Location	Date Sample Collected	Cas Number	Acetone (µg/L)	2-Butanone (µg/L)	2-Chloro toluene (µg/L)	2-Hexanone (µg/L)	Benzene (µg/L)	Bromo methane (µg/L)	Bromo chloro methane (µg/L)	Bromo dichloro methane (µg/L)	Carbon Disulfide (µg/L)	Carbon Tetra chloride (µg/L)	Chloro benzene (µg/L)	Chloro ethane (µg/L)	Chloro form (µg/L)	1,2-Dichloro benzene (µg/L)	1,1-DCA (µg/L)	1,2-DCA (µg/L)	1,3-Dichloro propane (µg/L)	1,2-Dichloro propane (µg/L)	1,1-DCE (µg/L)	Chloro methane (µg/L)	cis-1,2-DCE (µg/L)	trans-1,2-DCE (µg/L)
			67-64-1	78-93-3	95-49-8	591-78-6	71-43-2	74-83-9	74-97-5	75-27-4	75-15-0	56-23-5	108-90-7	75-00-3	67-66-3	95-50-1	75-34-3	107-06-2	142-28-9	78-87-5	75-35-4	74-87-3	156-59-2	156-60-5
RW-8B	13-Sep-00		<143	<143	<143	<143	<143	<143	<143	<143	<143	<143	<143	<143	606	<143	<143	937	<143	<143	794	<143	1,670	<143
	23-Mar-01		<100	<100	<100	<100	<100	<100	<100	<100	<100	<100	<100	<250	501	<100	<100	790	<100	<100	821	<100	5,370	<100
dup	23-Mar-01		<100	<100	<100	<100	<100	<100	<100	<100	<100	<100	<100	<250	420	<100	<100	732	<100	<100	583	<100	5,170	<100
	13-Jun-01		<200	<200	<200	<200	<200	<200	<200	<200	<200	<200	<200	<500	450	<200	<200	630	<200	<200	560	<200	9,500	<200
	05-Sep-01		<5.0	<5.0	<5.0	<5.0	49	<5.0	<5.0	<5.0	<5.0	<5.0	<5.0	<12	590	<5.0	110	960	<5.0	<5.0	820	<5.0	5,900	27
	19-Dec-01		<50	<50	<50	<50	52	<50	<50	<50	<50	<50	<50	<120	490	<50	100	820	<50	<50	940	<50	4,200	<50
	08-Apr-02		<67	<67	<67	<67	<67	<67	<67	<67	<67	<67	<67	<170	270	<67	74	670	<67	<67	460	<67	4,600	<67
	12-Jun-02		<170	<170	<170	<170	<170	<170	<170	<170	<170	<170	<170	<420	600	<170	<170	1,000	<170	<170	930	<170	9,700	<170
dup	12-Jun-02		<140	<140	<140	<140	<140	<140	<140	<140	<140	<140	<140	<360	540	<140	<140	950	<140	<140	820	<140	9,100	<140
	25-Sep-02		<100	<100	<100	<100	<100	<100	<100	<100	<100	<100	<100	<100	370	<100	160	730	<100	<100	600	<100	3,300	<100
	03-Jan-03		<120	<120	<120	<120	<120	<120	<120	<120	<120	<120	<120	<120	570	<120	130	1,000	<120	<120	900	<120	4,200	<120
	12-Mar-03		<100	<100	<100	<100	<100	<100	<100	<100	<100	<100	<100	<100	320	<100	<100	670	<100	<100	550	<100	4,100	<100
	18-Jun-03		<250	<250	<250	<250	<250	<250	<250	<250	<250	<250	<250	<250	510	<250	<250	820	<250	<250	780	<250	5,300	<250
dup	18-Jun-03		<120	<120	<120	<120	<120	<120	<120	<120	<120	<120	<120	<120	520	<120	140	830	<120	<120	770	<120	5,500	<120
	18-Sep-03		<500	<500	<500	<500	<500	<500	<500	<500	<500	<500	<500	<500	550	<500	<500	790	<500	<500	880	<500	4,800	<500
	18-Dec-03		<120	<120	<120	<120	<120	<120	<120	<120	<120	<120	<120	<120	680	<120	190	990	<120	<120	1,200	<120	7,000	<120
	18-Mar-04		<500	<500	<500	<500	<500	<500	<500	<500	<500	<500	<500	<500	530	<500	<500	950	<500	<500	620	<500	6,700	<500
dup	18-Mar-04		<120	<120	<120	<120	<120	<120	<120	<120	<120	<120	<120	<120	670	<120	170	1,100	<120	<120	980	<120	8,600	<120
	24-Jun-04		<250	<250	<250	<250	<250	<250	<250	<250	<250	<250	<250	<250	690	<250	<250	1,100	<250	<250	1,100	<250	8,500	<250
dup	24-Jun-04		<250	<250	<250	<250	<250	<250	<250	<250	<250	<250	<250	<250	760	<250	<250	1,200	<250	<250	1,300	<250	8,800	<250
	30-Sep-04		<250	<250	<250	<250	<250	<250	<250	<250	<250	<250	<250	<250	970	<250	260	1,500	<250	<250	1,600	<250	13,000	<250
	23-Dec-04		<250	<250	<250	<250	<250	<250	<250	<250	<250	<250	<250	<250	1,000	<250	300	1,800	<250	<250	1,400	<250	13,000	<250
	30-Mar-05		<250	<250	<250	<250	<250	<250	<250	<250	<250	<250	<250	<250	880	<250	260	1,500	<250	<250	1,400	<250	15,000	<250
	08-Jun-05		<2.5	<2.5	<2.5	<2.5	<2.5	<2.5	<2.5	<2.5	<2.5	<2.5	<2.5	<2.5	<2.5	14	<2.5	<2.5	<2.5	<2.5	<2.5	<2.5	2.8	<2.5
	19-Aug-05		<100	<100	<100	<100	<100	<100	<100	<100	<100	<100	<100	<200	890	14	280	1,400	<100	<100	1,100	<100	19,000	390
	02-Dec-05		<100	<100	<100	<100	130	<100	<100	<100	<100	<100	<100	<200	980	<100	430	1,900	<100	<100	1,300	<100	24,000	260
	24-Mar-06		<83	<83	<83	<83	92	<83	<83	<83	<83	<83	<170	710	<83	390	2,000	<83	<83	470	<83	9,900	310	
	15-Jun-06		<5.0	<5.0	<5.0	<5.0	94	<5.0	<5.0	<5.0	<5.0	<5.0	8.1	<5.0	470	36	300	1,300	<5.0	<5.0	360	<5.0	5,900	91
dup	15-Jun-06		<0.50	<0.50	<0.50	<0.50	54	<0.50	<0.50	<0.50	<0.50	<0.50	4.2	<0.50	470	20	290	1,300	2.4	<0.50	340	<0.50	5,800	67
	23-Sep-06		<25	<25	<25	<25	140	<25	<25	<25	<25	<25	4.2	<25	810	44	500	2,700	<25	<25	860	<25	14,000	130
	06-Dec-06		<5.0	<5.0	<5.0	<5.0	170	<5.0	<5.0	<5.0	<5.0	<5.0	10	<5.0	1,200	32	640	2,300	<5.0	<5.0	990	<5.0	20,000	120
dup	06-Dec-06		<0.50	<0.50	<0.50	<0.50	140	<0.50	<0.50	<0.50	<0.50	<0.50	9.6	<0.50	980	32	630	2,000	<0.50	<0.50	910	<0.50	15,000	130
	14-Mar-07		<25	<25	<25	<25	120	<25	<25	<25	<25	<25	<25	1,100	150	440	3,000	<25	<25	1,000	<25	15,000	76	
	19-Jun-07		<100	<100	<100	<100	140	<100	<100	<100	<100	<100	<100	<100	760	<100	<100	2,200	<100	<100	740	<100	11,000	90
	27-Sep-07		<25	<25	<25	<25	160	<25	<25	<25	340	<25	<25	990	50	690	2,600	<25	<25	760	<25	14,000	110	
	12-Dec-07		<2.5	<2.5	<2.5	<2.5	120	<2.5	<2.5	<2.5	<2.5	<2.5	<2.5	<2.5	760	90	420	1,700	<2.5	<2.5	<2.5	<2.5	180	66
	20-Mar-08		78 J	50 J	<2.5 J	<2.5 J	19 J	<2.5 J	<2.5 J	<2.5 J	77 J	<2.5 J	<2.5 J	<2.5 J	280 J	260 J	230 J	720 J	<2.5 J	<2.5 J	26 J	<2.5 J	890 J	19 J
	17-Sep-08		<200	120	<10	<200	220	<10	<10	<10	<45 /UB	<10	15	<10	950	22	910	1,300	<10	7.4	25	<10	280	140
	20-Mar-09		---	---	<10	---	220	<10	---	<10	---	<10	16	<10	1,000	54	840	3,200	<10	<10	190	<10	8,400	130
	15-Sep-10		<8,000	<8,000	<2,000	<8,000	206 J	<2,000	<400	<400	<400	<400	<400	<400	809	<400	727	4,210	<400	<400	264 J	<400	7,410	<400
dup	15-Sep-10		<8,000	<8,000	<2,000	<8,000	217 J	<2,000	<400	<400	<400	<400	<400	<400	852	<400	758	4,370	<400	<400	287 J	<400	7,860	128 J

US EPA ARCHIVE DOCUMENT

Appendix C
Groundwater and Surface Water Analytical Results
Former Romic Environmental Technologies Corporation
East Palo Alto, California
Groundwater Monitoring Report

Sampling Location	Date Sample Collected	Cas Number	Acetone (µg/L)	2-Butanone (µg/L)	2-Chloro toluene (µg/L)	2-Hexanone (µg/L)	Benzene (µg/L)	Bromo methane (µg/L)	Bromo chloro methane (µg/L)	Bromo dichloro methane (µg/L)	Carbon Disulfide (µg/L)	Carbon Tetra chloride (µg/L)	Chloro benzene (µg/L)	Chloro ethane (µg/L)	Chloro form (µg/L)	1,2-Dichloro benzene (µg/L)	1,1-DCA (µg/L)	1,2-DCA (µg/L)	1,3-Dichloro propane (µg/L)	1,2-Dichloro propane (µg/L)	1,1-DCE (µg/L)	Chloro methane (µg/L)	cis-1,2-DCE (µg/L)	trans-1,2-DCE (µg/L)
			67-64-1	78-93-3	95-49-8	591-78-6	71-43-2	74-83-9	74-97-5	75-27-4	75-15-0	56-23-5	108-90-7	75-00-3	67-66-3	95-50-1	75-34-3	107-06-2	142-28-9	78-87-5	75-35-4	74-87-3	156-59-2	156-60-5
RW-11B	13-Sep-00		<2.0	<2.0	<2.0	<2.0	<2.0	<2.0	<2.0	<2.0	<2.0	<2.0	<2.0	<2.0	<2.0	<2.0	10	<2.0	<2.0	<2.0	<2.0	<2.0	5.34	<2.0
	20-Mar-01		<2.0	<2.0	<2.0	<2.0	<2.0	<2.0	<2.0	<2.0	<2.0	<2.0	<2.0	<5.0	<2.0	<2.0	<2.0	<2.0	<2.0	<2.0	<2.0	<2.0	3.82	<2.0
	06-Sep-01		<2.0	<2.0	<2.0	<2.0	<2.0	<2.0	<2.0	<2.0	<2.0	<2.0	<2.0	<5.0	<2.0	<2.0	<2.0	<2.0	<2.0	<2.0	<2.0	<2.0	39	<2.0
	04-Apr-02		<2.0	<2.0	<2.0	<2.0	<2.0	<2.0	<2.0	<2.0	<2.0	<2.0	<2.0	<5.0	<2.0	<2.0	<2.0	<2.0	<2.0	<2.0	<2.0	<2.0	24	<2.0
dup	04-Apr-02		<2.0	<2.0	<2.0	<2.0	<2.0	<2.0	<2.0	<2.0	<2.0	<2.0	<2.0	<5.0	<2.0	<2.0	<2.0	<2.0	<2.0	<2.0	<2.0	<2.0	20	<2.0
	25-Sep-02		<5.0	<5.0	<5.0	<5.0	<5.0	<5.0	<5.0	<5.0	<5.0	<5.0	<5.0	<5.0	<5.0	<5.0	<5.0	<5.0	<5.0	<5.0	<5.0	<5.0	78	<5.0
	11-Mar-03		<2.5	<2.5	<2.5	<2.5	<2.5	<2.5	<2.5	<2.5	<2.5	<2.5	<2.5	<2.5	<2.5	<2.5	<2.5	<2.5	<2.5	<2.5	<2.5	<2.5	47	<2.5
	16-Sep-03		<2.5	<2.5	<2.5	<2.5	<2.5	<2.5	<2.5	<2.5	<2.5	<2.5	<2.5	<2.5	<2.5	<2.5	<2.5	<2.5	<2.5	<2.5	<2.5	<2.5	130	<2.5
	17-Mar-04		<0.50	<0.50	<0.50	<0.50	<0.50	<0.50	<0.50	<0.50	<0.50	<0.50	<0.50	<0.50	<0.50	<0.50	<0.50	<0.50	<0.50	<0.50	<0.50	<0.50	45	<0.50
dup	17-Mar-04		<0.50	<0.50	<0.50	<0.50	<0.50	<0.50	<0.50	<0.50	<0.50	<0.50	<0.50	<0.50	<0.50	<0.50	<0.50	<0.50	<0.50	<0.50	<0.50	<0.50	43	<0.50
	29-Sep-04		<5.0	<5.0	<5.0	<5.0	5.5	<5.0	<5.0	<5.0	<5.0	<5.0	<5.0	<5.0	<5.0	<5.0	<5.0	<5.0	<5.0	<5.0	<5.0	<5.0	410	<5.0
dup	29-Sep-04		<5.0	<5.0	<5.0	<5.0	5.7	<5.0	<5.0	<5.0	<5.0	<5.0	<5.0	<5.0	<5.0	<5.0	<5.0	<5.0	<5.0	<5.0	<5.0	<5.0	420	<5.0
	29-Mar-05		<2.5	<2.5	<2.5	<2.5	<2.5	<2.5	<2.5	<2.5	<2.5	<2.5	<2.5	<2.5	<2.5	<2.5	<2.5	<2.5	<2.5	<2.5	<2.5	<2.5	120	<2.5
	18-Aug-05		<1.3	<1.3	<1.3	<1.3	<1.3	<1.3	<1.3	<1.3	<1.3	<1.3	<1.3	<2.5	<1.3	<1.3	<1.3	<1.3	<1.3	<1.3	<1.3	<1.3	4	<1.3
	24-Mar-06		<0.5	<0.5	<0.5	<0.5	<0.5	<0.5	<0.5	<0.5	<0.5	<0.5	<0.5	<1.0	<0.5	<0.5	<0.5	<0.5	<0.5	<0.5	<0.5	<0.5	69	<0.5
	23-Sep-06		<0.5	<0.5	<0.5	<0.5	1.5	<0.5	<0.5	<0.5	<0.5	<0.5	<0.5	<0.5	<0.5	<0.5	<0.5	<0.5	<0.5	<0.5	<0.5	<0.5	210	0.75
dup	23-Sep-06		<0.5	<0.5	<0.5	<0.5	1.6	<0.5	<0.5	<0.5	<0.5	<0.5	<0.5	<0.5	<0.5	<0.5	<0.5	<0.5	<0.5	<0.5	<0.5	<0.5	220	0.88
	15-Mar-07		<0.5	<0.5	<0.5	<0.5	2.5	<0.5	<0.5	<0.5	<0.5	<0.5	<0.5	<0.5	<0.5	<0.5	<0.5	<0.5	<0.5	<0.5	<0.5	<0.5	180	0.95
	25-Sep-07		<2.5	<2.5	<2.5	<2.5	12	<2.5	<2.5	<2.5	<2.5	<2.5	<2.5	<2.5	<2.5	<2.5	<2.5	<2.5	<2.5	<2.5	<2.5	<2.5	1,000	5.6
	18-Mar-08		<20	<20	<1.0	<20	6.4	<1.0	<1.0	<1.0	<1.0	<1.0	<1.0	<1.0	<1.0	<1.0	2.9	<1.0	<1.0	<1.0	<1.0	<1.0	530	3
	16-Sep-08		<50	<50	<2.5	<50	13	2.5	<2.5	<2.5	<10 J/UB	<2.5	<2.5	<2.5	<2.5	<2.5	3.7	<2.5	<2.5	<2.5	<2.5	<2.5	1,000	3.7
dup	19-Mar-09		<100	<100	<5.0	<100	19	<5.0	<5.0	<5.0	<20	<5.0	<5.0	<5.0	<5.0	<5.0	6.1	<5.0	<5.0	<5.0	<5.0	<5.0	1,500	7.0
	24-Sep-09		<1,000	<1,000	<250	<1,000	41.2 J	<250	<50	<50	<20	<50	<50	<50	<50	<50	<50	<50	<50	<50	<50	<50	2,940	<50
	24-Sep-09		<1,000	<1,000	<250	<1,000	41.3 J	<250	<50	<50	<20	<50	<50	<50	<50	<50	<50	<50	<50	<50	<50	<50	3,020	<50
dup	24-Mar-10		<1,000	<1,000	<250	<1,000	40.4 J	<250	<50	<50	<20	<50	<50	<50	<50	<50	<50	<50	<50	<50	<50	<50	3,130	<50
	15-Sep-10		<1,000	<1,000	<250	<1,000	60.9	<250	<50	<50	<20	<50	<50	<50	<50	<50	16.6 J	<50	<50	<50	<50	<50	4,690	<50
RW-14B	14-Sep-00		<2.0	<2.0	<2.0	<2.0	<2.0	<2.0	<2.0	<2.0	<2.0	<2.0	<2.0	<2.0	<2.0	<2.0	10	<2.0	<2.0	<2.0	<2.0	<2.0	<2.0	<2.0
	20-Mar-01		<2.0	<2.0	<2.0	<2.0	<2.0	<2.0	<2.0	<2.0	<2.0	<2.0	<2.0	<5.0	<2.0	<2.0	<2.0	17.1	<2.0	<2.0	<2.0	<2.0	<2.0	<2.0
	05-Sep-01		<2.0	<2.0	<2.0	<2.0	<2.0	<2.0	<2.0	<2.0	<2.0	<2.0	<2.0	<5.0	<2.0	<2.0	<2.0	6.2	<2.0	<2.0	<2.0	<2.0	<2.0	<2.0
	03-Apr-02		<2.0	<2.0	<2.0	<2.0	<2.0	<2.0	<2.0	<2.0	<2.0	<2.0	<2.0	<5.0	<2.0	<2.0	<2.0	8.9	<2.0	<2.0	<2.0	<2.0	<2.0	<2.0
	24-Sep-02		<0.50	<0.50	<0.50	<0.50	<0.50	<0.50	<0.50	<0.50	<0.50	<0.50	<0.50	<0.50	<0.50	<0.50	<0.50	0.86	<0.50	<0.50	<0.50	<0.50	<0.50	<0.50
	11-Mar-03		<0.50	<0.50	<0.50	<0.50	<0.50	<0.50	<0.50	<0.50	<0.50	<0.50	<0.50	<0.50	<0.50	<0.50	<0.50	0.5	<0.50	<0.50	<0.50	<0.50	<0.50	<0.50
	16-Sep-03		<0.50	<0.50	<0.50	<0.50	<0.50	<0.50	<0.50	<0.50	<0.50	<0.50	<0.50	<0.50	<0.50	<0.50	<0.50	7.5	<0.50	<0.50	<0.50	<0.50	<0.50	<0.50
	28-Sep-04		<0.50	<0.50	<0.50	<0.50	<0.50	<0.50	<0.50	<0.50	<0.50	<0.50	<0.50	<0.50	<0.50	<0.50	<0.50	11	<0.50	<0.50	<0.50	<0.50	<0.50	<0.50
	18-Aug-05		<0.5	<0.5	<0.5	<0.5	<0.5	<0.5	<0.5	<0.5	<0.5	<0.5	<0.5	<1.0	<0.5	<0.5	<0.5	13	<0.5	<0.5	<0.5	<0.5	<0.5	<0.5
dup	18-Aug-05		<0.5	<0.5	<0.5	<0.5	<0.5	<0.5	<0.5	<0.5	<0.5	<0.5	<0.5	<1.0	<0.5	<0.5	<0.5	12	<0.5	<0.5	<0.5	<0.5	<0.5	<0.5
	23-Mar-06		<0.5	<0.5	<0.5	<0.5	<0.5	<0.5	<0.5	<0.5	<0.5	<0.5	<0.5	<1.0	<0.5	<0.5	<0.5	13	<0.5	<0.5	<0.5	<0.5	<0.5	<0.5
dup	23-Mar-06		<0.5	<0.5	<0.5	<0.5	<0.5	<0.5	<0.5	<0.5	<0.5	<0.5	<0.5	<1.0	<0.5	<0.5	<0.5	12	<0.5	<0.5	<0.5	<0.5	<0.5	<0.5
	21-Sep-06		<0.5	<0.5	<0.5	<0.5	<0.5	<0.5	<0.5	<0.5	<0.5	<0.5	<0.5	<0.5	<0.5	<0.5	<0.5	14	<0.5	<0.5	<0.5	<0.5	<0.5	<0.5
	25-Sep-07		<0.50	<0.50	<0.50	<0.50	<0.50	<0.50	<0.50	<0.50	<0.50	<0.50	<0.50	<0.50	<0.50	<0.50	<0.72	23	<0.50	<0.50	<0.50	<0.50	<0.50	<0.50
	18-Mar-08		<20	<20	<0.50	<20	<0.50	<0.50	<0.50	<0.50	<0.50	<0.50	<0.50	<0.50	<0.50	<0.50	0.72	23	<0.50	<0.50	<0.50	<0.50	<0.50	<0.50
	16-Sep-08		<100	<100	<5.0	<100	<5.0	<5.0	<5.0	<5.0	<20 J/UB	<5.0	<5.0	<5.0	<5.0	<5.0	<5.0	17	<5.0	<5.0	<5.0	<5.0	<5.0	<5.0
	22-Sep-09		<20	<20	<5.0	<20	<1.0	<5.0	<1.0	<1.0	<20 J/UB	<1.0	<1.0	<1.0	<1.0	<1.0	<1.0	10.4	<1.0	<1.0	<1.0	<1.0	<1.0	<1.0
	14-Sep-10		<20	<20	<5.0	<20	<1.0	<5.0	<1.0	<1.0	<1.0	<1.0	<1.0	<1.0	<1.0	<1.0	0.45 J	11.6	<1.0	<1.0	<1.0	<1.0	<1.0	<1.0
dup	14-Sep-10		<20	<20	<5.0	<20	<1.0	<5.0	<1.0	<1.0	<1.0	<1.0	<1.0	<1.0	<1.0	<1.0	0.43 J	11.9	<1.0	<1.0	<1.0	<1.0	<1.0	<1.0

US EPA ARCHIVE DOCUMENT

Appendix C
Groundwater and Surface Water Analytical Results
Former Romic Environmental Technologies Corporation
East Palo Alto, California
Groundwater Monitoring Report

Sampling Location	Date Sample Collected	Cas Number	Acetone (µg/L)	2-Butanone (µg/L)	2-Chloro toluene (µg/L)	2-Hexanone (µg/L)	Benzene (µg/L)	Bromo methane (µg/L)	Bromo chloro methane (µg/L)	Bromo dichloro methane (µg/L)	Carbon Disulfide (µg/L)	Carbon Tetra chloride (µg/L)	Chloro benzene (µg/L)	Chloro ethane (µg/L)	Chloro form (µg/L)	1,2-Dichloro benzene (µg/L)	1,1-DCA (µg/L)	1,2-DCA (µg/L)	1,3-Dichloro propane (µg/L)	1,2-Dichloro propane (µg/L)	1,1-DCE (µg/L)	Chloro methane (µg/L)	cis-1,2-DCE (µg/L)	trans-1,2-DCE (µg/L)
			67-64-1	78-93-3	95-49-8	591-78-6	71-43-2	74-83-9	74-97-5	75-27-4	75-15-0	56-23-5	108-90-7	75-00-3	67-66-3	95-50-1	75-34-3	107-06-2	142-28-9	78-87-5	75-35-4	74-87-3	156-59-2	156-60-5
RW-16B	14-Sep-00		<2.0	<2.0	<2.0	<2.0	<2.0	<2.0	<2.0	<2.0	<2.0	<2.0	<2.0	<2.0	<2.0	<2.0	<2.0	<2.0	<2.0	<2.0	<2.0	<2.0	19.7	<2.0
	21-Mar-01		<2.0	<2.0	<2.0	<2.0	<2.0	<2.0	<2.0	<2.0	<2.0	<2.0	<2.0	<5.0	<2.0	<2.0	<2.0	<2.0	<2.0	<2.0	<2.0	<2.0	25.1	<2.0
	06-Sep-01		<2.0	<2.0	<2.0	<2.0	<2.0	<2.0	<2.0	<2.0	<2.0	<2.0	<2.0	<5.0	<2.0	<2.0	<2.0	<2.0	<2.0	<2.0	<2.0	<2.0	16	<2.0
dup	06-Sep-01		<2.0	<2.0	<2.0	<2.0	<2.0	<2.0	<2.0	<2.0	<2.0	<2.0	<2.0	<5.0	<2.0	<2.0	<2.0	<2.0	<2.0	<2.0	<2.0	<2.0	17	<2.0
	04-Apr-02		<2.0	<2.0	<2.0	<2.0	<2.0	<2.0	<2.0	<2.0	<2.0	<2.0	<2.0	<5.0	<2.0	<2.0	<2.0	<2.0	<2.0	<2.0	<2.0	<2.0	53	<2.0
	25-Sep-02		<0.50	<0.50	<0.50	<0.50	<0.50	<0.50	<0.50	<0.50	<0.50	<0.50	<0.50	<0.50	<0.50	<0.50	0.5	<0.50	<0.50	<0.50	<0.50	<0.50	17	<0.50
	11-Mar-03		<0.50	<0.50	<0.50	<0.50	<0.50	<0.50	<0.50	<0.50	<0.50	<0.50	<0.50	<0.50	<0.50	<0.50	<0.50	<0.50	<0.50	<0.50	<0.50	<0.50	3.8	<0.50
	16-Sep-03		<0.50	<0.50	<0.50	<0.50	<0.50	<0.50	<0.50	<0.50	<0.50	<0.50	<0.50	<0.50	<0.50	<0.50	<0.50	<0.50	<0.50	<0.50	<0.50	<0.50	7.5	<0.50
dup	16-Sep-03		<0.50	<0.50	<0.50	<0.50	<0.50	<0.50	<0.50	<0.50	<0.50	<0.50	<0.50	<0.50	<0.50	<0.50	<0.50	<0.50	<0.50	<0.50	<0.50	<0.50	9.6	<0.50
	18-Mar-04		<0.50	<0.50	<0.50	<0.50	<0.50	<0.50	<0.50	<0.50	<0.50	<0.50	<0.50	<0.50	<0.50	<0.50	<0.50	<0.50	<0.50	<0.50	<0.50	<0.50	2.7	<0.50
dup	18-Mar-04		<0.50	<0.50	<0.50	<0.50	<0.50	<0.50	<0.50	<0.50	<0.50	<0.50	<0.50	<0.50	<0.50	<0.50	<0.50	<0.50	<0.50	<0.50	<0.50	<0.50	2.8	<0.50
	28-Sep-04		<0.50	<0.50	<0.50	<0.50	<0.50	<0.50	<0.50	<0.50	<0.50	<0.50	<0.50	<0.50	<0.50	<0.50	<0.50	<0.50	<0.50	<0.50	<0.50	<0.50	8	<0.50
	28-Mar-05		<0.50	<0.50	<0.50	<0.50	<0.50	<0.50	<0.50	<0.50	<0.50	<0.50	<0.50	<0.50	<0.50	<0.50	<0.50	<0.50	<0.50	<0.50	<0.50	<0.50	1.1	<0.50
	18-Aug-05		<0.5	<0.5	<0.5	<0.5	<0.5	<0.5	<0.5	<0.5	<0.5	<0.5	<0.5	<1.0	<0.5	<0.5	<0.5	<0.5	<0.5	<0.5	<0.5	<0.5	1.2	<0.5
	23-Mar-06		<0.5	<0.5	<0.5	<0.5	<0.5	<0.5	<0.5	<0.5	<0.5	<0.5	<0.5	<1.0	<0.5	<0.5	<0.5	<0.5	<0.5	<0.5	<0.5	<0.5	0.9	<0.5
dup	23-Mar-06		<0.5	<0.5	<0.5	<0.5	<0.5	<0.5	<0.5	<0.5	<0.5	<0.5	<0.5	<1.0	<0.5	<0.5	<0.5	<0.5	<0.5	<0.5	<0.5	<0.5	1.1	<0.5
	22-Sep-06		<0.5	<0.5	<0.5	<0.5	<0.5	<0.5	<0.5	<0.5	<0.5	<0.5	<0.5	<0.5	<0.5	<0.5	0.57	<0.5	<0.5	<0.5	<0.5	<0.5	1.8	<0.5
	15-Mar-07		<0.5	<0.5	<0.5	<0.5	<0.5	<0.5	<0.5	<0.5	<0.5	<0.5	<0.5	<0.5	<0.5	<0.5	<0.5	<0.5	<0.5	<0.5	<0.5	<0.5	1	<0.5
	25-Sep-07		<0.50	<0.50	<0.50	<0.50	<0.50	<0.50	<0.50	<0.50	<0.50	<0.50	<0.50	<0.50	<0.50	<0.50	0.75	<0.50	<0.50	<0.50	<0.50	<0.50	2.1	<0.50
	15-Sep-08		<10	<10	<0.50	<10	<0.50	<0.50	<0.50	<0.50	<2.0	<0.50	<0.50	<0.50	<0.50	<0.50	0.91	0.30 J	<0.50	<0.50	<0.50	<0.50	2.7	<0.50
	19-Mar-09		<100	<100	<5.0	<100	<5.0	<5.0	<5.0	<5.0	<2.0	<5.0	<5.0	<5.0	<5.0	<5.0	<5.0	<5.0	<5.0	<5.0	<5.0	<5.0	140	<5.0
	23-Sep-09		<40	<40	<10	<40	<2.0	<10	<2.0	<2.0	---	<2.0	<2.0	<2.0	<2.0	<2.0	<2.0	<2.0	<2.0	<2.0	<2.0	<2.0	0.91 J	0.95 J
	23-Mar-10		<40	<40	<10	<40	<2.0	<10	<2.0	<2.0	<2.0	<2.0	<2.0	<2.0	<2.0	<2.0	<2.0	<2.0	<2.0	<2.0	<2.0	<2.0	1.9 J	3.3
	14-Sep-10		<80	<80	<20	<80	<4.0	<20	<4.0	<4.0	<4.0	<4.0	<4.0	<4.0	<4.0	<4.0	<4.0	<4.0	<4.0	<4.0	<4.0	<4.0	0.90 J	57.4
																								3.2 J

US EPA ARCHIVE DOCUMENT

Appendix C
Groundwater and Surface Water Analytical Results
Former Romic Environmental Technologies Corporation
East Palo Alto, California
Groundwater Monitoring Report

Sampling Location	Date Sample Collected	Cas Number	Acetone (µg/L)	2-Butanone (µg/L)	2-Chloro toluene (µg/L)	2-Hexanone (µg/L)	Benzene (µg/L)	Bromo methane (µg/L)	Bromo chloro methane (µg/L)	Bromo dichloro methane (µg/L)	Carbon Disulfide (µg/L)	Carbon Tetra chloride (µg/L)	Chloro benzene (µg/L)	Chloro ethane (µg/L)	Chloro form (µg/L)	1,2-Dichloro benzene (µg/L)	1,1-DCA (µg/L)	1,2-DCA (µg/L)	1,3-Dichloro propane (µg/L)	1,2-Dichloro propane (µg/L)	1,1-DCE (µg/L)	Chloro methane (µg/L)	cis-1,2-DCE (µg/L)	trans-1,2-DCE (µg/L)
			67-64-1	78-93-3	95-49-8	591-78-6	71-43-2	74-83-9	74-97-5	75-27-4	75-15-0	56-23-5	108-90-7	75-00-3	67-66-3	95-50-1	75-34-3	107-06-2	142-28-9	78-87-5	75-35-4	74-87-3	156-59-2	156-60-5
RW-17B	23-Mar-01		<66.7	<66.7	<66.7	<66.7	<66.7	<66.7	<66.7	<66.7	<66.7	<66.7	<66.7	<167	451	<66.7	83.3	710	<66.7	<66.7	530	<66.7	3,160	<66.7
	13-Jun-01		<250	<250	<250	<250	<250	<250	<250	<250	<250	<250	<250	<620	560	<250	<250	770	<250	<250	530	<250	11,000	<250
	05-Sep-01		<5.0	<5.0	<5.0	<5.0	51	<5.0	<5.0	<5.0	<5.0	<5.0	<5.0	<12	670	<5.0	110	790	<5.0	<5.0	720	<5.0	11,000	36
	19-Dec-01		<250	<250	<250	<250	<250	<250	<250	<250	<250	<250	<250	<620	910	<250	<250	1,200	<250	<250	1,000	<250	18,000	<250
	08-Apr-02		<250	<250	<250	<250	<250	<250	<250	<250	<250	<250	<250	<620	980	<250	260	2,000	<250	<250	1,000	<250	14,000	<250
	12-Jun-02		<200	<200	<200	<200	<200	<200	<200	<200	<200	<200	<200	<500	980	<200	280	1,600	<200	<200	1,200	<200	15,000	<200
	26-Sep-02		<500	<500	<500	<500	<500	<500	<500	<500	<500	<500	<500	<500	1,100	<500	640	1,700	<500	<500	1,200	<500	14,000	<500
	03-Jan-03		<250	<250	<250	<250	<250	<250	<250	<250	<250	<250	<250	<250	1,200	<250	410	2,200	<250	<250	1,300	<250	18,000	<250
	12-Mar-03		<50	<50	<50	<50	140	<50	<50	<50	<50	<50	<50	<50	920	<50	340	1,800	<50	<50	1,100	<50	13,000 s	63
	18-Jun-03		<50	<50	<50	<50	140	<50	<50	<50	<50	<50	<50	<50	780	<50	320	1,500	<50	<50	820	<50	17,000	170
	18-Sep-03		<250	<250	<250	<250	<250	<250	<250	<250	<250	<250	<250	<250	1,100	<250	420	1,800	<250	<250	900	<250	22,000	<250
	18-Dec-03		<250	<250	<250	<250	<250	<250	<250	<250	<250	<250	<250	<250	1,500	<250	580	2,700	<250	<250	1,500	<250	26,000	<250
	18-Mar-04		<500	<500	<500	<500	<500	<500	<500	<500	<500	<500	<500	<500	1,200	<500	590	2,900	<500	<500	<500	<500	24,000	<500
	25-Jun-04		<50	<50	<50	<50	120	<50	<50	<50	<50	<50	<50	<50	460	<50	370	1,000	<50	<50	<50	<50	1,200	<50
	30-Sep-04		<500	<500	<500	<500	<500	<500	<500	<500	<500	<500	<500	<500	1,200	<500	650	3,200	<500	<500	930	<500	23,000	<500
	22-Dec-04		<50	<50	<50	<50	93	<50	<50	<50	<50	<50	<50	<50	170	<50	260	1,100	<50	<50	76	<50	1,600	<50
	30-Mar-05		<12	<12	<12	<12	<12	<12	<12	<12	<12	<12	<12	<12	<12	<12	53	24	<12	<12	<12	<12	330	<12
	08-Jun-05		<500	<500	<500	<500	<500	<500	<500	<500	<500	<500	<500	<500	<500	<500	750	<500	<500	<500	<500	<500	<500	<500
	19-Aug-05		580	700	<4.2	<4.2	98	<4.2	<4.2	<4.2	110	<4.2	9.2	10	69	<4.2	220	770	<4.2	<4.2	33	<4.2	700	22
dup	19-Aug-05		750	800	<6.3	<6.3	92	<6.3	<6.3	<6.3	53	<6.3	9.4	13	79	<6.3	220	870	<6.3	<6.3	40	<6.3	890	22
	02-Dec-05		<7.1	<7.1	<7.1	<7.1	170	<7.1	<7.1	<7.1	<7.1	<7.1	29	<14	760	<7.1	520	2,300	<7.1	<7.1	870	<7.1	14,000	81
	24-Mar-06		<17	<17	<17	<17	100	<17	<17	<17	<17	<17	<33	280	280	<17	340	820	<17	<17	<17	<17	50	30
	15-Jun-06		<5.0	<5.0	<5.0	<5.0	<5.0	<5.0	<5.0	<5.0	<5.0	<5.0	27	29	470	<5.0	400	1,200	<5.0	<5.0	230	<5.0	2,800	56
	23-Sep-06		<5.0	<5.0	<5.0	<5.0	110	<5.0	<5.0	<5.0	<5.0	<5.0	11	<5.0	170	<5.0	330	760	<5.0	<5.0	<5.0	<5.0	25	33
	05-Dec-06		<5.0	<5.0	<5.0	<5.0	210	<5.0	<5.0	<5.0	<5.0	<5.0	60	<5.0	1,700	<5.0	840	3,100	<5.0	<5.0	1,500	<5.0	34,000	160
	14-Mar-07		<100	<100	<100	<100	200	<100	<100	<100	<100	<100	<100	<100	1,500	<100	860	5,200	<100	<100	1,600	<100	21,000	130
	19-Jun-07		220	260	<10	<10	90	<10	<10	<10	<10	<10	11	<10	130	<10	130	680	<10	<10	37	<10	1,100	31
	27-Sep-07		1,000	890	<5.0	<5.0	110	<5.0	<5.0	<5.0	62	<5.0	12	<5.0	58	<5.0	290	740	<5.0	<5.0	37	<5.0	1,400	33
	12-Dec-07		<2.5	<2.5	<2.5	<2.5	87	<2.5	<2.5	<2.5	<2.5	<2.5	<2.5	<2.5	23	<2.5	190	430	<2.5	<2.5	<2.5	<2.5	250	23
	21-Mar-08		910	540	<5.0	<100	77	<5.0	<5.0	<5.0	<5.0	<5.0	10	<5.0	42	<5.0	140	410	<5.0	<5.0	<5.0	<5.0	50	21
	25-Jun-08		340	300	<5.0	<100	78	<5.0	<5.0	<5.0	10	<5.0	9	80	10	<5.0	80	190	<5.0	<5.0	<5.0	<5.0	47	14
	17-Sep-08		420	240	<10	<200	92	8.4	<10	<10	<55 /UB	<10	11	670	<10	<10	59	21	<10	<10	<10	<10	10	24
	16-Dec-08		340	140 J	<10	<200	53	<10	<10	<10	<40	<10	7.6 J	77	<10	<10	8.8 J	20	<10	<10	<10	<10	11	12
	19-Mar-09		<200	<200	<10	<200	59	<10	<10	<10	5.20 J	<10	5.80 J	98	<10	<10	16	9.40 J	<10	<10	<10	<10	<10	9.20 J
	24-Jun-09		<100	<100	<5.0	<100	120	<5.0	<5.0	<5.0	3.5 J	<5.0	12	150	70	<5.0	150	220	<5.0	<5.0	2.3 J	<5.0	26	27
	24-Sep-09		<400 /UJ	<400 /UJ	<100 /UJ	<400 /UJ	118 /J	<100 /UJ	<20 /UJ	<20 /UJ	---	<20 /UJ	14.1 J	35.2 /J	202 /J	<20 /UJ	241 /J	872 /J	<20 /UJ	<20 /UJ	56.7 /J	<20 /UJ	1,200 /J	39.9 /J
	15-Dec-09		<2,000	<2,000	<500	<2,000	156	<500	<100	<100	<100	<100	<100	<100	443	<100	385	2,280	<100	<100	361	<100	6,820	71.2 J
	26-Mar-10		<1,000	<1,000	<250	<1,000	22.8 J	<250	<50	<50	<50	<50	<50	<50	108	<50	67.0	714	<50	<50	205	<50	3,340	17.1 J
dup	26-Mar-10		<1,000	<1,000	<250	<1,000	27.3 J	<250	<50	<50	<50	<50	<50	<50	132	<50	82.1	899	<50	<50	254	<50	4,220	20.6 J
	23-Jun-10		<1,000	<1,000	<250	<1,000	60.8	<250	<50	<50	<50	<50	<50	<50	119	<50	117	738	<50	<50	63.4	<50	996	24.8 J
	15-Sep-10		<1,000	<1,000	<250	<1,000	82.2	<250	<50	<50	<50	<50	<50	<50	212	<50	187	1,570	<50	<50	149	<50	4,340	41.5 J
	15-Dec-10		<1,000	<1,000	<250	<1,000	95.7	<250	<50	<50	<50	<50	<50	<50	188	<50	222	1,300	<50	<50	159	<50	2,640	48.5 J

US EPA ARCHIVE DOCUMENT

Appendix C
Groundwater and Surface Water Analytical Results
Former Romic Environmental Technologies Corporation
East Palo Alto, California
Groundwater Monitoring Report

Sampling Location	Date Sample Collected	Cas Number	Acetone (µg/L)	2-Butanone (µg/L)	2-Chloro toluene (µg/L)	2-Hexanone (µg/L)	Benzene (µg/L)	Bromo methane (µg/L)	Bromo chloro methane (µg/L)	Bromo dichloro methane (µg/L)	Carbon Disulfide (µg/L)	Carbon Tetra chloride (µg/L)	Chloro benzene (µg/L)	Chloro ethane (µg/L)	Chloro form (µg/L)	1,2-Dichloro benzene (µg/L)	1,1-DCA (µg/L)	1,2-DCA (µg/L)	1,3-Dichloro propane (µg/L)	1,2-Dichloro propane (µg/L)	1,1-DCE (µg/L)	Chloro methane (µg/L)	cis-1,2-DCE (µg/L)	trans-1,2-DCE (µg/L)
			67-64-1	78-93-3	95-49-8	591-78-6	71-43-2	74-83-9	74-97-5	75-27-4	75-15-0	56-23-5	108-90-7	75-00-3	67-66-3	95-50-1	75-34-3	107-06-2	142-28-9	78-87-5	75-35-4	74-87-3	156-59-2	156-60-5
RW-18B	23-Mar-01		<100	<100	<100	<100	<100	<100	<100	<100	<100	<100	<100	<250	418	<100	<100	740	<100	<100	618	<100	1,220	<100
	13-Jun-01		<250	<250	<250	<250	<250	<250	<250	<250	<250	<250	<250	<620	390	<250	<250	660	<250	<250	480	<250	16,000	<250
	05-Sep-01		<5.0	<5.0	<5.0	<5.0	42	<5.0	<5.0	<5.0	<5.0	<5.0	<5.0	<12	440	<5.0	110	820	<5.0	<5.0	800	<5.0	13,000	37
	19-Dec-01		<200	<200	<200	<200	<200	<200	<200	<200	<200	<200	<200	<500	530	<200	<200	860	<200	<200	710	<200	11,000	<200
	08-Apr-02		<33	<33	<33	<33	<33	<33	<33	<33	<33	<33	<33	<83	100	<83	40	230	<33	<33	56	<33	2,400	<33
	12-Jun-02		<67	<67	<67	<67	<67	<67	<67	<67	<67	<67	<67	<170	280	<67	200	710	<67	<67	190	<67	6,700	<67
	26-Sep-02		<250	<250	<250	<250	<250	<250	<250	<250	<250	<250	<250	<250	520	<250	420	1,200	<250	<250	360	<250	7,500	<250
	03-Jan-03		<120	<120	<120	<120	<120	<120	<120	<120	<120	<120	<120	<120	510	<120	290	1,100	<120	<120	<120	<120	970	<120
	12-Mar-03		<12	<12	<12	<12	62	<12	<12	<12	<12	<12	<12	<12	360	<12	230	780	<12	<12	42	<12	440	31
	17-Jun-03		<250	<250	<250	<250	<250	<250	<250	<250	<250	<250	<250	<250	340	<250	300	950	<250	<250	<250	<250	180	<250
	18-Sep-03		<500	<500	<500	<500	<500	<500	<500	<500	<500	<500	<500	<500	710	<500	<500	1,500	<500	<500	<500	<500	11,000	<500
dup	18-Sep-03		<250	<250	<250	<250	<250	<250	<250	<250	<250	<250	<250	<250	680	<250	380	1,500	<250	<250	440	<250	10,000	<250
	18-Dec-03		<250	<250	<250	<250	<250	<250	<250	<250	<250	<250	<250	<250	790	<250	480	1,700	<250	<250	550	<250	9,800	<250
	18-Mar-04		<2.5	<2.5	<2.5	<2.5	96	<2.5	<2.5	<2.5	<2.5	<2.5	<2.5	<2.5	380 al,an	<2.5	360 al,an	890 al,an	<2.5	<2.5	7.2	<2.5	150	43
	23-Jun-04		<5.0	<5.0	<5.0	<5.0	150	<5.0	<5.0	<5.0	<5.0	<5.0	<5.0	<10	560	<5.0	460	1,700	<5.0	<5.0	<5.0	<5.0	5,600	90
	30-Sep-04		<500	<500	<500	<500	<500	<500	<500	<500	<500	<500	<500	<500	890	<500	560	2,600	<500	<500	<500	<500	13,000	<500
	21-Dec-04		<50	<50	<50	<50	66	<50	<50	<50	<50	<50	<50	<50	190	<50	190	780	<50	<50	<50	<50	700	<50
	30-Mar-05		<2.5	<2.5	<2.5	<2.5	<2.5	<2.5	<2.5	<2.5	<2.5	<2.5	<2.5	<2.5	<2.5	13	<2.5	<2.5	<2.5	<2.5	<2.5	<2.5	<2.5	<2.5
	08-Jun-05		<500	<500	<500	<500	<500	<500	<500	<500	<500	<500	<500	<500	<500	<500	<500	<500	<500	<500	<500	<500	<500	<500
	19-Aug-05		260	810	<2.0	<2.0	48	<2.0	<2.0	<2.0	<2.0	<2.0	<2.0	92	<2.0	<2.0	14	230	<2.0	<2.0	<2.0	<2.0	21	8.7
	30-Nov-05		---	780	<6.3	<6.3	65	<6.3	<6.3	<6.3	<6.3	<6.3	<6.3	91	<6.3	<6.3	77	350	<6.3	<6.3	7.9	<6.3	300	21
	24-Mar-06		69	360	<2.0	<2.0	49	<2.0	<2.0	<2.0	<2.0	<2.0	<2.0	85	<2.0	<2.0	9.1	4.2	<2.0	<2.0	7.9	<2.0	5.9	14
	15-Jun-06		<5.0	<5.0	<5.0	<5.0	<5.0	<5.0	<5.0	<5.0	<5.0	<5.0	<5.0	64	<5.0	<5.0	7.4	<5.0	<5.0	<5.0	<5.0	<5.0	<5.0	12
	22-Sep-06		<5.0	<5.0	<5.0	<5.0	50	<5.0	<5.0	<5.0	<5.0	<5.0	<5.0	74	8.2	<5.0	49	53	<5.0	<5.0	<5.0	<5.0	6	14
	05-Dec-06		<5.0	<5.0	<5.0	<5.0	96	<5.0	<5.0	<5.0	<5.0	<5.0	<5.0	61	150	<5.0	330	540	<5.0	<5.0	<5.0	<5.0	590	36
	14-Mar-07		260	<5.0	<5.0	<5.0	28	<5.0	<5.0	<5.0	<5.0	<5.0	<5.0	46	<5.0	<5.0	5.7	31	<5.0	<5.0	<5.0	<5.0	<5.0	<5.0
dup	19-Jun-07		340	1,300	<10	<10	48	<10	<10	<10	8.6	<10	<10	<10	<10	<10	22	100	<10	<10	<10	<10	36	10
	19-Jun-07		320	1,200	<10	<10	48	<10	<10	<10	<10	<10	<10	<10	<10	<10	20	93	<10	<10	<10	<10	34	10
	26-Sep-07		950	2,100	<5.0	<5.0	20	<5.0	<5.0	<5.0	<5.0	<5.0	<5.0	16	<5.0	<5.0	<5.0	28	<5.0	<5.0	<5.0	<5.0	15	<5.0
dup	11-Dec-07		<1.0	<1.0	<1.0	<1.0	8.2	<1.0	<1.0	<1.0	<1.0	<1.0	<1.0	10	<1.0	<1.0	1.6	9.1	<1.0	<1.0	<1.0	<1.0	6.3	1.7
	11-Dec-07		<5.0	<5.0	<5.0	<5.0	23	<5.0	<5.0	<5.0	<5.0	<5.0	<5.0	31	<5.0	<5.0	5.2	9.1	<5.0	<5.0	<5.0	<5.0	15	4.7
	21-Mar-08		<100	<100	<5.0	<100	26	<5.0	<5.0	<5.0	<5.0	<5.0	<5.0	28	<5.0	<5.0	<5.0	<5.0	<5.0	<5.0	<5.0	<5.0	<5.0	4.1 J
	24-Jun-08		<10	8.0 J	<0.50	<10	21	<0.50	<0.50	<0.50	0.94	<0.50	<0.50	11	<0.50	<0.50	0.85	1.8	<0.50	<0.50	<0.50	<0.50	3.2	4.4
	17-Sep-08		<200	<200	<10	<200	35	<10	<10	<10	<40 /UB	<10	<10	220	<10	<10	<10	<10	<10	<10	<10	<10	6.8	6.2
	16-Dec-08		<200	<200	<10	<200	32	<10	<10	<10	<40 J/UB	<10	<10	<10	<10	<10	9.0 J	<10	<10	<10	<10	<10	<10	5.4 J
dup	16-Dec-08		<200	<200	<10	<200	36	<10	<10	<10	<40 J/UB	<10	<10	<10	<10	<10	8.8 J	<10	<10	<10	<10	<10	<10	6.0 J
	17-Mar-09		<500	<500	<25	<500	32	<25	<25	<25	10.0 J	<25	<25	<25	<25	<25	17.0 J	<25	<25	<25	<25	<25	<25	<25
dup	17-Mar-09		<500	<500	<25	<500	32	<25	<25	<25	11.0 J	<25	<25	<25	<25	<25	17.5 J	<25	<25	<25	<25	<25	<25	<25

US EPA ARCHIVE DOCUMENT

Appendix C
Groundwater and Surface Water Analytical Results
Former Romic Environmental Technologies Corporation
East Palo Alto, California
Groundwater Monitoring Report

Sampling Location	Date Sample Collected	Cas Number	Acetone (µg/L)	2-Butanone (µg/L)	2-Chloro toluene (µg/L)	2-Hexanone (µg/L)	Benzene (µg/L)	Bromo methane (µg/L)	Bromo chloro methane (µg/L)	Bromo dichloro methane (µg/L)	Carbon Disulfide (µg/L)	Carbon Tetra chloride (µg/L)	Chloro benzene (µg/L)	Chloro ethane (µg/L)	Chloro form (µg/L)	1,2-Dichloro benzene (µg/L)	1,1-DCA (µg/L)	1,2-DCA (µg/L)	1,3-Dichloro propane (µg/L)	1,2-Dichloro propane (µg/L)	1,1-DCE (µg/L)	Chloro methane (µg/L)	cis-1,2-DCE (µg/L)	trans-1,2-DCE (µg/L)
			67-64-1	78-93-3	95-49-8	591-78-6	71-43-2	74-83-9	74-97-5	75-27-4	75-15-0	56-23-5	108-90-7	75-00-3	67-66-3	95-50-1	75-34-3	107-06-2	142-28-9	78-87-5	75-35-4	74-87-3	156-59-2	156-60-5
RW-19B	30-Mar-05		<1,000	<1,000	<1,000	<1,000	<1,000	<1,000	<1,000	<1,000	<1,000	<1,000	<1,000	<1,000	<1,000	<1,000	<1,000	30,000	<1,000	<1,000	1,200	<1,000	22,000	<1,000
dup	30-Mar-05		<500	<500	<500	<500	<500	<500	<500	<500	<500	<500	<500	<500	<500	<500	590	24,000	<500	<500	1,200	<500	21,000	<500
	09-Jun-05		<500	<500	<500	<500	<500	500	500	500	500	500	500	<500	<500	<500	590	29,000	<500	<500	<500	<500	22,000	<500
	19-Aug-05		<170	<170	<170	<170	<170	<170	<170	<170	3,300	<170	420	<170	<170	420	490	27,000	<170	<170	540	<170	23,000	180
	02-Dec-05		<170	<170	<170	<170	<170	<170	<170	<170	<170	<170	510	<170	<170	<170	810	6,700	<170	<170	1,500	<170	31,000	350
	27-Mar-06		<20	3,000	<20	<20	42	<40	<40	<40	<20	<40	400	<40	<20	<20	520	59	<20	<20	1,500	<20	77	38
	16-Jun-06		110	1,700	<40	<40	41	<40	<40	<40	33	<40	410	<40	<20	<20	480	39	14	<20	1,500	<20	56	38
	21-Sep-06		<5.0	420	<5.0	<5.0	57	<5.0	<5.0	<5.0	6.9	<5.0	500	<5.0	35	<5.0	790	5,400	15	<5.0	850	<5.0	27,000	300
dup	21-Sep-06		<5.0	390	<5.0	<5.0	56	<5.0	<5.0	<5.0	6.4	<5.0	490	<5.0	35	<5.0	770	5,400	14	<5.0	800	<5.0	28,000	290
	06-Dec-06		<50	<50	<50	<50	68	<50	<50	<50	<50	<50	590	<50	<50	<50	940	3,900	<50	<50	950	<50	25,000	250
	13-Mar-07		<10	490	<10	<10	41	<10	<10	<10	<10	<10	400	<10	27	<10	660	480	<10	<10	<10	<10	2,300	36
	19-Jun-07		<25	740	<25	<25	48	<25	<25	<25	<25	<25	430	<25	37	<25	430	1,500	<25	<25	42	<25	1,800	34
	26-Sep-07		130	1,800	<5.0	<5.0	42	<5.0	<5.0	<5.0	<5.0	<5.0	390	<5.0	6.8	<5.0	660	350	9.4	<5.0	35	<5.0	2,500	30
	12-Dec-07		<25	<25	<25	<25	40	<25	<25	<25	<25	<25	430	<25	100	<25	740	2,500	<25	<25	320	<25	30,000	280
	20-Mar-08		<200 J	300 J	<10 J	<200 J	45 J	<10 J	<10 J	<10 J	160 J	<10 J	410 J	<10 J	21 J	<10 J	620 J	29 J	<10 J	<10 J	220 J	120 J	11,000 J	190 J
	26-Jun-08		<100	1,700	<5.0	<100	33	<5.0	<5.0	<5.0	8.1	<5.0	310	9.5	40	<5.0	770	1,900	6.9	<5.0	8.1	<5.0	1,400	19
	18-Sep-08		<500	210 J	<25	<500	36	<25	<25	<25	<100 J/UB	<25	400	<25	68	<25	860	1,600	<25	<25	140	<25	8,400	98
	17-Dec-08		<500	<500	<25	<500	34	<25	<25	<25	1,200	<25	400	<25	60	<25	770	770	<25	<25	<25	<25	6,400	88
	20-Mar-09		---	---	<25	---	42	<25	---	<25	---	<25	470	<25	44	<25	720	530	<25	<25	46	<25	4,300	100
	25-Jun-09		<500	<500	<25	<500	36	<25	<25	<25	15 J	<25	410	<25	37	<25	690	370	<25	<25	61	<25	5,100	96
	25-Sep-09		<4,000	<4,000	<1,000	<4,000	<200	<1,000	<200	<200	---	<200	327	<200	<200	<200	600	2,020	<200	<200	91.0 J	<200	9,700	99.8 J
	17-Dec-09		<5,000	<5,000	<1,300	<5,000	<250	<1,300	<250	<250	<250	<250	371	<250	<250	<250	686	2,740	<250	<250	215 J	<250	15,700	245 J
	26-Mar-10		<4,000	<4,000	<1,000	<4,000	<200	<1,000	<200	<200	<200	<200	397	<200	<200	<200	636	911	<200	<200	156 J	<200	9,320	145 J
dup	24-Jun-10		<1,000	<1,000	<250	<1,000	<50	<250	<50	<50	<50	<50	85.1	<50	<50	<50	170	71.4	<50	<50	22.1 J	<50	1,340 /J	34.4 J
	24-Jun-10		<4,000	<4,000	<1,000	<4,000	<200	<1,000	<200	<200	<200	<200	382	<200	<200	<200	704	303	<200	<200	92.4 J	<200	5,910 /J	131 J
	15-Sep-10		<4,000	<4,000	<1,000	<4,000	<200	<1,000	<200	<200	<200	<200	385	<200	117 J	<200	837	4,560	<200	<200	86.5 J	<200	10,700	147 J
dup	16-Dec-10		<4,000	2,870 J	<1,000	<4,000	<200	<1,000	<200	<200	<200	<200	466	<200	<200	<200	797	1,320	<200	<200	84.1 J	<200	10,900	124 J
	16-Dec-10		<4,000	2,870 J	<1,000	<4,000	<200	<1,000	<200	<200	<200	<200	420	<200	<200	<200	662	1,200	<200	<200	<200	<200	9,580	99.6 J
RW-20B	19-Oct-06		<100	<100	<100	<100	580	<100	<100	<100	<100	<100	970	<100	150	<100	630	28,000	<100	<100	840	<100	8,800	270
	04-Dec-06		<5.0	<5.0	<100	<100	610	<100	<100	<100	<100	<100	340	<100	<100	<100	560	12,000	<100	<100	390	<100	9,500	180
	15-Mar-07		<5.0	<5.0	<5.0	<5.0	290	<5.0	<5.0	<5.0	<5.0	<5.0	480	<5.0	100	5.2	720	30,000	<5.0	<5.0	800	<5.0	37,000	670
	27-Sep-07		55,000	91,000	<50	<50	140	<50	<50	<50	<50	<50	1,600	<50	730	<50	8,700	78,000	<50	<50	9,800	<50	220,000	1,900
RW-21B	27-Sep-07		<25	<25	<25	<25	46	<25	<25	<25	<25	<25	540	<25	<25	<25	100	5,600	<25	<25	180	<25	5,000	95
	12-Dec-07		<5.0	<5.0	<5.0	<5.0	55	<5.0	<5.0	<5.0	<5.0	<5.0	530	<5.0	8.6	11	130	7,700	<5.0	<5.0	240	<5.0	6,400	140
	21-Mar-08		<100	150	<5.0	<100	58	<5.0	<5.0	<5.0	<5.0	<5.0	280	<5.0	5.8	13	110	3,200	11	18	170	<5.0	5,700	76
	25-Jun-08		<100	<100	4.5 J	<100	33	<5.0	<5.0	<5.0	<5.0	<5.0	700	<5.0	<5.0	20	40	850	5.1	<5.0	130	<5.0	4,300	29
dup	25-Jun-08		<1,000	<1,000	<50	<1,000	<50	<50	<50	<50	<50	<50	740	<50	<50	<50	49	1,000	130	<50	160	<50	4,600	29
	18-Sep-08		<200	<200	<10	<200	54	<10	<10	<10	<40 J/UB	<10	320	<10	4.6 J	14	120	3,900	6.8 J	<10	240	<10	5,400	75
	17-Dec-08		<200	<200	<10	<200	62	<10	<10	<10	<40	<10	250	<10	<10	15	150	4,400	9.2 J	22	170	<10	5,000	97
	20-Mar-09		---	---	<10	---	89	<10	---	<10	---	<10	300	<10	6.60 J	19	190	5,600	14	29	250	<10	5,900	110
	25-Jun-09		<500	<500	<25	<500	69	<25	<25	<25	<100	<25	250	<25	<25	16 J	140	4,200	<25	20 J	220	<25	4,500	78
dup	25-Jun-09		<500	<500	<25	<500	70	<25	<25	<25	<100	<25	250	<25	<25	16. J	140	4,300	<25	20 J	220	<25	4,600	74
	25-Sep-09		<2,000	<2,000	<500	<2,000	85.9 J	<500	<100	<100	---	<100	279	<100	<100	<100	177	4,320	<100	<100	274	<100	6,110	103
	16-Dec-09		<2,000	<2,000	<500	<2,000	40.5 J	<500	<100	<100	<100	<100	170	<100	<100	<100	77.4 J	2,110	<100	<100	117	<100	2,540	40.5 J
	26-Mar-10		<2,000	<2,000	<500	<2,000	48.5 J	<500	<100	<100	<100	<100	215	<100	<100	<100	90.7 J	1,540	<100	<100	120	<100	2,480	49.2 J
	24-Jun-10</																							

Appendix C
Groundwater and Surface Water Analytical Results
Former Romic Environmental Technologies Corporation
East Palo Alto, California
Groundwater Monitoring Report

Sampling Location	Date Sample Collected	Cas Number	Acetone (µg/L)	2-Butanone (µg/L)	2-Chloro toluene (µg/L)	2-Hexanone (µg/L)	Benzene (µg/L)	Bromo methane (µg/L)	Bromo chloro methane (µg/L)	Bromo dichloro methane (µg/L)	Carbon Disulfide (µg/L)	Carbon Tetra chloride (µg/L)	Chloro benzene (µg/L)	Chloro ethane (µg/L)	Chloro form (µg/L)	1,2-Dichloro benzene (µg/L)	1,1-DCA (µg/L)	1,2-DCA (µg/L)	1,3-Dichloro propane (µg/L)	1,2-Dichloro propane (µg/L)	1,1-DCE (µg/L)	Chloro methane (µg/L)	cis-1,2-DCE (µg/L)	trans-1,2-DCE (µg/L)	
			67-64-1	78-93-3	95-49-8	591-78-6	71-43-2	74-83-9	74-97-5	75-27-4	75-15-0	56-23-5	108-90-7	75-00-3	67-66-3	95-50-1	75-34-3	107-06-2	142-28-9	78-87-5	75-35-4	74-87-3	156-59-2	156-60-5	
RW-22B	27-Sep-07		<5.0	<5.0	<5.0	<5.0	<5.0	<5.0	<5.0	<5.0	<5.0	<5.0	<5.0	<5.0	34	<5.0	1,400	30,000	<5.0	<5.0	72	<5.0	270	9.5	
	11-Dec-07		<1.0	<1.0	<1.0	<1.0	2.3	<1.0	<1.0	<1.0	<1.0	<1.0	<1.0	<1.0	31	<1.0	30	1,200	<1.0	<1.0	67	<1.0	290	9.5	
	21-Mar-08		90	3,300	<2.5	<50	<2.5	<2.5	<2.5	<2.5	4.1	<2.5	<2.5	<2.5	8.6	<2.5	18	930	<2.5	<2.5	10	<2.5	2,000	8	
	26-Jun-08		<20	57	<1.0	<20	1.6	<1.0	<1.0	<1.0	2.5	<1.0	<1.0	<1.0	9.2	<1.0	20	990	<1.0	<1.0	2.9	<1.0	1,500	7.6	
	18-Sep-08		<100	<100	<5.0	<100	8.8	<5.0	<5.0	<5.0	<20 J/UB	<5.0	<5.0	<5.0	84	<5.0	99	3,400	<5.0	<5.0	91	<5.0	800	23	
	17-Dec-08		<100	<100	<5.0	<100	18	<5.0	<5.0	<5.0	<45 /UB	<5.0	<5.0	<5.0	160	<5.0	190	5,200	<5.0	<5.0	120	<5.0	1,000	32	
	dup 17-Dec-08		<100	<100	<5.0	<100	17	<5.0	<5.0	<5.0	<22 /UB	<5.0	<5.0	<5.0	150	<5.0	180	5,200	<5.0	<5.0	3.5 J	110	<5.0	1,000	31
	20-Mar-09		---	---	<5.0	---	6.1	<5.0	---	<5.0	---	<5.0	<5.0	<5.0	46	<5.0	55	1,500	<5.0	<5.0	13	<5.0	120	12	
	25-Jun-09		<100	<100	<5.0	<100	13	<5.0	<5.0	<5.0	3.8 J	<5.0	<5.0	<5.0	82	<5.0	120	2,600	<5.0	<5.0	72	<5.0	450	21	
	25-Sep-09		<2,000	<2,000	<500	<2,000	<100	<500	<100	<100	---	<100	<100	<100	124	<100	163	4,390	<100	<100	59.4 J	<100	328	<100	
dup	17-Dec-09		<1,000	<1,000	<250	<1,000	<50	<250	<50	<50	<50	<50	<50	60.8	<50	89.7	2,830	<50	<50	32.1 J	<50	344	<50		
	24-Mar-10		<400	<400	<100	<400	7.9 J	<100	<20	<20	<20	<20	<20	49.5	<20	69.0	1,520	<20	<20	25.8	<20	197	18.0 J		
	dup 24-Mar-10		<1,000	<1,000	<250	<1,000	<50	<250	<50	<50	<50	<50	<50	37.1 J	<50	53.6	1,060	<50	<50	18.7 J	<50	155	<50		
	24-Jun-10		<400	<400	<100	<400	8.1 J	<100	<20	<20	<20	<20	<20	50.6	<20	67.6	1,710	<20	<20	26.5	<20	233	14.2 J		
	15-Sep-10		<1,000	<1,000	<250	<1,000	<50	<250	<50	<50	<50	<50	<50	71.7	<50	86.7	2,940	<50	<50	41.2 J	<50	368	<50		
	16-Dec-10		<400	<400	<100	<400	<20	<100	<20	<20	<20	<20	<20	25.1	<20	38.8	985	<20	<20	16.6 J	<20	136	8.2 J		
EW-1B	18-Jun-03		<500	<500	<500	<500	<500	<500	<500	<500	<500	<500	<500	<500	<500	<500	600	2,200	<500	<500	1,200	<500	43,000	<500	
	17-Sep-03		<500	<500	<500	<500	<500	<500	<500	<500	<500	<500	<500	<500	<500	<500	<500	850	<500	<500	990	<500	32,000	<500	
	17-Dec-03		210	210	210	210	52	210	210	210	210	210	210	<50	<50	70	640	3,900	<50	<50	1,400	<50	31,000 s	150	
	17-Mar-04		<1,000	<1,000	<1,000	<1,000	<1,000	<1,000	<1,000	<1,000	<1,000	<1,000	<1,000	<1,000	<1,000	<1,000	<1,000	2,300	<1,000	<1,000	1,100	<1,000	30,000	<1,000	
	25-Jun-04		<500	<500	<500	<500	<500	<500	<500	<500	<500	<500	<500	<500	<500	<500	530	1,900	<500	<500	1,300	<500	34,000	<500	
	30-Sep-04		<1,000	<1,000	<1,000	<1,000	<1,000	<1,000	<1,000	<1,000	<1,000	<1,000	<1,000	<1,000	<1,000	<1,000	<1,000	4,200	<1,000	<1,000	2,900	<1,000	59,000	<1,000	
	20-Dec-04		<1,000	<1,000	<1,000	<1,000	<1,000	<1,000	<1,000	<1,000	<1,000	<1,000	<1,000	<1,000	<1,000	<1,000	<1,000	3,200	<1,000	<1,000	1,600	<1,000	40,000	<1,000	
	31-Mar-05		<1,000	<1,000	<1,000	<1,000	<1,000	<1,000	<1,000	<1,000	<1,000	<1,000	<1,000	<1,000	<1,000	<1,000	<1,000	2,800	<1,000	<1,000	2,100	<1,000	39,000	<1,000	
	09-Jun-05		<500	<500	<500	<500	<500	<500	<500	<500	<500	<500	<500	<500	<500	<500	890	2,300	<500	<500	2,500	<500	49,000	<500	
	19-Aug-05		<360	<360	<360	<360	<360	<360	<360	<360	1,100	<360	<360	<710	<360	<360	850	1,700	<360	<360	2,000	<360	45,000	<360	
	02-Dec-05		<250	<250	<250	<250	<250	<250	<250	<250	290	<250	<250	<250	<250	<250	790	2,100	<250	<250	1,100	<250	43,000	<250	
	27-Mar-06		<200	<200	<200	<200	<100	<200	<200	<200	<200	210	<200	<200	<100	<100	860	3,500	<100	<100	200	<100	150	110	
	16-Jun-06		<5.0	160	<5.0	<5.0	42	<5.0	<5.0	<5.0	<5.0	<5.0	230	<5.0	13	65	490	1,100	<5.0	<5.0	<5.0	<5.0	11	48	
	21-Sep-06		<25	<25	<25	<25	74	<25	<25	<25	<25	<25	500	<25	230	58	910	27,000	<25	<25	6,300	<25	89,000	4,420	
	06-Dec-06		<100	<100	<100	<100	<100	<100	<100	<100	<100	<100	330	<100	<100	<100	720	5,200	<100	<100	1,800	<100	39,000	170	
	13-Mar-07		<250	<250	<250	<250	<250	<250	<250	<250	<250	<250	<250	<250	<250	<250	740	4,800	<250	<250	750	<250	33,000	<250	
	20-Jun-07		<250	<250	<250	<250	<250	<250	<250	<250	<250	<250	360	<250	<250	<250	760	14,000	<250	<250	2,700	<250	50,000	260	
	26-Sep-07		<100	<100	<100	<100	<100	<100	<100	<100	<100	<100	360	<100	<100	<100	830	25,000	<100	<100	2,800	<100	84,000	340	
	12-Dec-07		<25	<25	<25	<25	56	<25	<25	<25	<25	<25	320	<25	74	54	810	9,100	<25	<25	1,100	<25	37,000	290	
	20-Mar-08		480 J	1,300 J	<10 J	<200 J	45 J	<10 J	<10 J	<10 J	<10 J	310 J	<10 J	240 J	120 J	7.8 J	49 J	670 J	330 J	<10 J	<10 J	250 J	30 J	14,000 J	140 J
26-Jun-08		56 J	280	<5.0	<100	61	<5.0	<5.0	<5.0	<5.0	<5.0	<5.0	350	<5.0	80	66	1,000	8,000	15	<5.0	1,400	<5.0	72,000	420	
17-Sep-08		<100	40	<5.0	<100	81	<5.0	<5.0	<5.0	<5.0	340	<5.0	440	<5.0	200	60	910	18,000	13	<5.0	4,100	<5.0	66,000	380	
17-Dec-08		<2,000	630 J	<100	<2,000	68 J	<100	<100	<100	<100	1,700	<100	320	<100	72 J	<100	880	11,000	<100	<100	2,100	<100	48,000	240	
20-Mar-09		---	---	<100	---	82.0 J	<100	---	<100	---	<100	430	<100	150	60.0 J	1,000	16,000	<100	<100	2,000	<100	40,000	240		
25-Jun-09		<1,000	<1,000	<50	<1,000	88	<50	<50	<50	<50	30 J	<50	400	<50	97	49. J	810	5,200	<50	<50	2,800	<50	15,000	160	
24-Sep-09		<10,000	<10,000	<2,500	<10,000	<500	<2,500	<500	<500	---	<500	343 J	<500	<500	<500	678	13,300	<500	<500	1,980	<500	23,400	155 J		
17-Dec-09		<20,000	<20,000	<5,000	<20,000	<1,000	<5,000	<1,000	<1,000	<1,000	<1,000	<1,000	315 J	<1,000	<1,000	<1,000	636 J	14,200	<1,000	<1,000	2,380	<1,000	51,800	471 J	
26-Mar-10		<400	<400	<100	<400	<20	<100	<20	<20	<20	<20	<20	20.9	<20	<20	<20	15.2 J	398	<20	<20	82.8	<20	1,220	6.6 J	
24-Jun-10		<2,000	<2,000	<500	<2,000	<100	<500	<100																	

Appendix C
Groundwater and Surface Water Analytical Results
Former Romic Environmental Technologies Corporation
East Palo Alto, California
Groundwater Monitoring Report

Sampling Location	Date Sample Collected	Cas Number	Acetone (µg/L)	2-Butanone (µg/L)	2-Chloro toluene (µg/L)	2-Hexanone (µg/L)	Benzene (µg/L)	Bromo methane (µg/L)	Bromo chloro methane (µg/L)	Bromo dichloro methane (µg/L)	Carbon Disulfide (µg/L)	Carbon Tetra chloride (µg/L)	Chloro benzene (µg/L)	Chloro ethane (µg/L)	Chloro form (µg/L)	1,2-Dichloro benzene (µg/L)	1,1-DCA (µg/L)	1,2-DCA (µg/L)	1,3-Dichloro propane (µg/L)	1,2-Dichloro propane (µg/L)	1,1-DCE (µg/L)	Chloro methane (µg/L)	cis-1,2-DCE (µg/L)	trans-1,2-DCE (µg/L)
			67-64-1	78-93-3	95-49-8	591-78-6	71-43-2	74-83-9	74-97-5	75-27-4	75-15-0	56-23-5	108-90-7	75-00-3	67-66-3	95-50-1	75-34-3	107-06-2	142-28-9	78-87-5	75-35-4	74-87-3	156-59-2	156-60-5
EW-2B	18-Jun-03		<500	<500	<500	<500	<500	<500	<500	<500	<500	<500	<500	<500	<500	<500	<500	<500	<500	<500	<500	<500	<500	<500
	17-Sep-03		<25	<25	<25	<25	27	<25	<25	<25	<25	<25	<25	<25	170	<25	71	280	<25	<25	61	<25	1,200	<25
	17-Dec-03		<100	<100	<100	<100	210	<100	<100	<100	<100	<100	<100	<25	1,300	<25	660	3,700	<25	<25	1,100	<25	26,000	100
	17-Mar-04		<500	<500	<500	<500	<500	<500	<500	<500	<500	<500	<500	<500	690	<500	<500	1,500	<500	<500	510	<500	10,000	<500
	24-Jun-04		<500	<500	<500	<500	<500	<500	<500	<500	<500	<500	<500	<500	990	<500	<500	2,400	<500	<500	830	<500	17,000	<500
	30-Sep-04		<1,200	<1,200	<1,200	<1,200	<1,200	<1,200	<1,200	<1,200	<1,200	<1,200	<1,200	<1,200	2,200	<1,200	<1,200	5,300	<1,200	<1,200	2,100	<1,200	48,000	<1,200
	23-Dec-04		<100	<100	<100	<100	<100	<100	<100	<100	<100	<100	<100	<100	380	<100	170	1,000	<100	<100	360	<100	8,100	<100
	31-Mar-05		<500	<500	<500	<500	<500	<500	<500	<500	<500	<500	<500	<500	1,100	<500	<500	2,500	<500	<500	1,300	<500	28,000	<500
	09-Jun-05		<500	<500	<500	<500	<500	<500	<500	<500	<500	<500	<500	<500	2,100	<500	820	4,800	<500	<500	2,700	<500	51,000	<500
	19-Aug-05		<310	<310	<310	<310	370	<310	<310	<310	<310	<310	<630	2,400	<310	880	5,100	<310	<310	2,400	<310	46,000	<310	
	02-Dec-05		<130	<130	<130	<130	<130	<130	<130	<130	<130	<130	<130	<250	770	<130	330	1,400	<130	<130	770	<130	14,000	230
	27-Mar-06		<100	<100	<100	<100	200	<100	<100	<100	<100	<100	<100	<200	1,200	<100	570	3,300	<100	<100	580	<100	9,700	150
	16-Jun-06		<5.0	310	<5.0	<5.0	280	<5.0	<5.0	<5.0	24	<5.0	66	<5.0	1,200	12	610	2,400	<5.0	<5.0	<5.0	<5.0	1,800	89
	21-Sep-06		<25	<25	<25	<25	230	<25	<25	<25	<25	<25	170	<25	2,300	45	1,400	26,000	<25	<25	4,700	<25	81,000	400
	06-Dec-06		<500	<500	<500	<500	<500	<500	<500	<500	<500	<500	<500	<500	2,500	<500	1,900	20,000	<500	<500	6,300	<500	72,000	<500
	13-Mar-07		<500	<500	<500	<500	<500	<500	<500	<500	<500	<500	<500	<500	2,000	<500	1,700	32,000	<500	<500	5,600	<500	84,000	<500
	20-Jun-07		<500	<500	<500	<500	<500	<500	<500	<500	<500	<500	<500	<500	1,600	<500	1,500	22,000	<500	<500	3,700	<500	81,000	510
	26-Sep-07		<100	<100	<100	<100	130	<100	<100	<100	<100	<100	<100	<100	1,200	<100	1,400	33,000	<100	<100	3,500	<100	110,000	420
	12-Dec-07		<100	<100	<100	<100	120	<100	<100	<100	<100	<100	140	<100	1,100	<100	1,400	38,000	<100	<100	3,400	<100	110,000	900
	20-Mar-08		<1000 J	<1000 J	<50 J	<1000 J	230 J	<50 J	<50 J	<50 J	300 J	<50 J	120 J	<50 J	1,600 J	<50 J	1,800 J	31,000 J	<50 J	<50 J	4,100 J	<50 J	110,000 J	1,400 J
	25-Jun-08		<100	100	<5.0	<100	170	<5.0	<5.0	<5.0	<5.0	<5.0	120	<5.0	1,300	27	1,900	35,000	4.4 J	<5.0	2,100	<5.0	90,000	750
	18-Sep-08		<5,000	<5,000	<250	<5,000	320	<250	<250	<250	<1000 J/UB	<250	170 J	<250	1,500	<250	1,900	26,000	<250	<250	5,200	<250	66,000	540
	17-Dec-08		<5,000	<5,000	<250	<5,000	150 J	<250	<250	<250	<1000 J/UB	<250	<250	<250	920	<250	1,400	33,000 /J	<250	<250	3,400	<250	79,000	400
	20-Mar-09		---	---	<250	---	120 J	<250	---	<250	---	<250	115 J	<250	820	<250	1,600	46,000	<250	<250	5,000	<250	97,000	480
	25-Jun-09		<5,000	<5,000	<250	<5,000	120 J	<250	<250	<250	<1,000	<250	<250	<250	810	<250	1,400	43,000	<250	<250	5,000	<250	76,000	460
	25-Sep-09		<20,000	<20,000	<5,000	<20,000	<1,000	<5,000	<1,000	<1,000	---	<1,000	<1,000	<1,000	700 J	<1,000	1,160	42,500	<1,000	<1,000	2,500	<1,000	63,900	475 J
	16-Dec-09		<25,000	<25,000	<6,300	<25,000	<1,300	<6,300	<1,300	<1,300	<1,300	<1,300	<1,300	<1,300	747 J	<1,300	1,290 J	49,300	<1,300	<1,300	4,090	<1,300	65,200	475 J
dup	16-Dec-09		<25,000	<25,000	<6,300	<25,000	<1,300	<6,300	<1,300	<1,300	<1,300	<1,300	<1,300	<1,300	777 J	<1,300	1,230 J	52,600	<1,300	<1,300	4,610	<1,300	70,000	<1,300
	26-Mar-10		<20,000	<20,000	<5,000	<20,000	<1,000	<5,000	<1,000	<1,000	<1,000	<1,000	<1,000	<1,000	612 J	<1,000	1,180	36,400	<1,000	<1,000	2,710	<1,000	74,400	449 J
	23-Jun-10		<20,000	<20,000	<5,000	<20,000	<1,000	<5,000	<1,000	<1,000	<1,000	<1,000	<1,000	<1,000	682 J	<1,000	1,160	41,900	<1,000	<1,000	3,010	<1,000	73,800	435 J
	15-Sep-10		<20,000	<20,000	<5,000	<20,000	<1,000	<5,000	<1,000	<1,000	<1,000	<1,000	<1,000	<1,000	686 J	<1,000	1,010	38,700	<1,000	<1,000	2,860	<1,000	64,200	348 J
	16-Dec-10		<20,000	<20,000	<5,000	<20,000	<1,000	<5,000	<1,000	<1,000	<1,000	<1,000	<1,000	<1,000	686 J	<1,000	1,440	38,400	<1,000	<1,000	3,280	<1,000	94,500	501 J

US EPA ARCHIVE DOCUMENT

Appendix C
Groundwater and Surface Water Analytical Results
Former Romic Environmental Technologies Corporation
East Palo Alto, California
Groundwater Monitoring Report

Sampling Location	Date Sample Collected	Cas Number	Acetone (µg/L)	2-Butanone (µg/L)	2-Chloro toluene (µg/L)	2-Hexanone (µg/L)	Benzene (µg/L)	Bromo methane (µg/L)	Bromo chloro methane (µg/L)	Bromo dichloro methane (µg/L)	Carbon Disulfide (µg/L)	Carbon Tetra chloride (µg/L)	Chloro benzene (µg/L)	Chloro ethane (µg/L)	Chloro form (µg/L)	1,2-Dichloro benzene (µg/L)	1,1-DCA (µg/L)	1,2-DCA (µg/L)	1,3-Dichloro propane (µg/L)	1,2-Dichloro propane (µg/L)	1,1-DCE (µg/L)	Chloro methane (µg/L)	cis-1,2-DCE (µg/L)	trans-1,2-DCE (µg/L)
			67-64-1	78-93-3	95-49-8	591-78-6	71-43-2	74-83-9	74-97-5	75-27-4	75-15-0	56-23-5	108-90-7	75-00-3	67-66-3	95-50-1	75-34-3	107-06-2	142-28-9	78-87-5	75-35-4	74-87-3	156-59-2	156-60-5
RW-2C	12-Sep-00		<10.0	<10.0	<10.0	<10.0	<10.0	<10.0	<10.0	<10.0	<10.0	<10.0	<10.0	<10.0	<10.0	<10.0	<10.0	392	<10.0	<10.0	<10.0	<10.0	<10.0	<10.0
	05-Dec-00		<2.0	<2.0	<2.0	<2.0	<2.0	<2.0	<2.0	<2.0	<2.0	<2.0	<2.0	<2.0	<2.0	<2.0	<2.0	9.03	<2.0	<2.0	<2.0	<2.0	2.01	<2.0
	21-Mar-01		<2.0	<2.0	<2.0	<2.0	<2.0	<2.0	<2.0	<2.0	<2.0	<2.0	<2.0	<5.0	<2.0	<2.0	<2.0	88.2	<2.0	<2.0	2.41	<2.0	<2.0	<2.0
	15-Jun-01		<2.0	<2.0	<2.0	<2.0	<2.0	<2.0	<2.0	<2.0	<2.0	<2.0	<2.0	<5.0	<2.0	<2.0	<2.0	91	<2.0	<2.0	2.1	<2.0	<2.0	<2.0
	06-Sep-01		<2.0	<2.0	<2.0	<2.0	<2.0	<2.0	<2.0	<2.0	<2.0	<2.0	<2.0	<2.0	<2.0	<2.0	<2.0	8.9	530	<2.0	<2.0	4.8	<2.0	<2.0
	18-Dec-01		<2.0	<2.0	<2.0	<2.0	<2.0	<2.0	<2.0	<2.0	<2.0	<2.0	<2.0	<5.0	<2.0	<2.0	<2.0	81	2	<2.0	<2.0	<2.0	<2.0	<2.0
	04-Apr-02		<2.0	<2.0	<2.0	<2.0	<2.0	<2.0	<2.0	<2.0	<2.0	<2.0	<2.0	<5.0	<2.0	<2.0	<2.0	91	<2.0	<2.0	<2.0	<2.0	<2.0	<2.0
	12-Jun-02		<2.0	<2.0	<2.0	<2.0	<2.0	<2.0	<2.0	<2.0	<2.0	<2.0	<2.0	<5.0	<2.0	<2.0	<2.0	150	<2.0	<2.0	<2.0	<2.0	<2.0	<2.0
	25-Sep-02		<2.5	<2.5	<2.5	<2.5	<2.5	<2.5	<2.5	<2.5	<2.5	<2.5	<2.5	<2.5	<2.5	<2.5	<2.5	71	<2.5	<2.5	<2.5	3.2	<2.5	<2.5
	02-Jan-03		<1.2	<1.2	<1.2	<1.2	<1.2	<1.2	<1.2	<1.2	<1.2	<1.2	<1.2	<1.2	<1.2	<1.2	<1.2	2.5	160 s	<1.2	<1.2	1.9	<1.2	<1.2
	12-Mar-03		<1.0	<1.0	<1.0	<1.0	<1.0	<1.0	<1.0	<1.0	<1.0	<1.0	<1.0	<1.0	<1.0	<1.0	<1.0	47	<1.0	<1.0	1	<1.0	<1.0	<1.0
	17-Jun-03		<2.5	<2.5	<2.5	<2.5	<2.5	<2.5	<2.5	<2.5	<2.5	<2.5	<2.5	<2.5	<2.5	<2.5	<2.5	60	<2.5	<2.5	<2.5	<2.5	<2.5	<2.5
	17-Sep-03		<1.0	<1.0	<1.0	<1.0	<1.0	<1.0	<1.0	<1.0	<1.0	<1.0	<1.0	<1.0	<1.0	<1.0	<1.0	66	<1.0	<1.0	1.4	<1.0	<1.0	<1.0
	19-Dec-03		<50	<50	<50	<50	<50	<50	<50	<50	<50	<50	<50	<50	<50	<50	<50	<50	<50	<50	<50	<50	<50	<50
dup	19-Dec-03		<50	670 aj-1	<50	<50	<50	<50	<50	<50	<50	<50	<50	<50	<50	<50	<50	60 aj	<50	<50	<50	<50	<50	<50
	18-Mar-04		<0.50	<0.50	<0.50	<0.50	<0.50	<0.50	<0.50	<0.50	<0.50	<0.50	<0.50	<0.50	<0.50	<0.50	<0.50	1.1	72	<0.50	<0.50	1.3	<0.50	<0.50
	22-Jun-04		<2.5	<2.5	<2.5	<2.5	<2.5	<2.5	<2.5	<2.5	<2.5	<2.5	<2.5	<2.5	<2.5	<2.5	<2.5	88	<2.5	<2.5	<2.5	<2.5	<2.5	<2.5
	22-Jun-04		<2.5	<2.5	<2.5	<2.5	<2.5	<2.5	<2.5	<2.5	<2.5	<2.5	<2.5	<2.5	<2.5	<2.5	<2.5	64	<2.5	<2.5	<2.5	<2.5	<2.5	<2.5
	28-Sep-04		<2.5	<2.5	<2.5	<2.5	<2.5	<2.5	<2.5	<2.5	<2.5	<2.5	<2.5	<2.5	<2.5	<2.5	<2.5	8.4	390	<2.5	<2.5	6.9	<2.5	<2.5
	20-Dec-04		<0.50	<0.50	<0.50	<0.50	<0.50	<0.50	<0.50	<0.50	<0.50	<0.50	<0.50	<0.50	<0.50	<0.50	<0.50	0.83	60 s	<0.50	<0.50	1.4	<0.50	0.53
	29-Mar-05		<5.0	<5.0	<5.0	<5.0	<5.0	<5.0	<5.0	<5.0	<5.0	<5.0	<5.0	<5.0	<5.0	<5.0	<5.0	7.6	320	<5.0	<5.0	5.1	<5.0	<5.0
	07-Jun-05		<2.5	<2.5	<2.5	<2.5	<2.5	<2.5	<2.5	<2.5	<2.5	<2.5	<2.5	<2.5	<2.5	<2.5	<2.5	6	160	<2.5	<2.5	4.2	<2.5	<2.5
	18-Aug-05		<3.1	<3.1	<3.1	<3.1	<3.1	<3.1	<3.1	<3.1	<3.1	<3.1	<3.1	<6.3	<3.1	<3.1	<3.1	6.3	410	<3.1	<3.1	6.8	<3.1	<3.1
	30-Nov-05		<0.5	<0.5	<0.5	<0.5	<0.5	<0.5	<0.5	<0.5	<0.5	<0.5	<0.5	<1.0	<0.5	<0.5	<0.5	1.6	68	<0.5	<0.5	3.1	<0.5	0.6
	23-Mar-06		<2.5	<2.5	<2.5	<2.5	<2.5	<2.5	<2.5	<2.5	<2.5	<2.5	<2.5	<5.0	<2.5	<2.5	<2.5	11	340	<2.5	<2.5	12	<2.5	0.6
	14-Jun-06		<0.5	<0.5	<0.5	<0.5	<0.5	<0.5	<0.5	<0.5	<0.5	<0.5	<0.5	<0.5	<0.5	<0.5	<0.5	1.1	55	<0.5	<0.5	2.1	<0.5	<0.5
	05-Dec-06		<0.5	<0.5	<0.5	<0.5	<0.5	<0.5	<0.5	<0.5	<0.5	<0.5	<0.5	<0.5	<0.5	<0.5	<0.5	<0.5	<0.5	<0.5	<0.5	<0.5	0.59	<0.5
	14-Mar-07		<5.0	<5.0	<5.0	<5.0	<5.0	<5.0	<5.0	<5.0	<5.0	<5.0	<5.0	<5.0	<5.0	<5.0	<5.0	<5.0	<5.0	<5.0	<5.0	<5.0	<5.0	<5.0
	18-Jun-07		<0.5	<0.5	<0.5	<0.5	<0.5	<0.5	<0.5	<0.5	<0.5	<0.5	<0.5	<0.5	<0.5	<0.5	<0.5	1.7	<0.5	<0.5	<0.5	<0.5	1.8	<0.5
	25-Sep-07		<0.50	<0.50	<0.50	<0.50	<0.50	<0.50	<0.50	<0.50	<0.50	<0.50	<0.50	1	<0.50	<0.50	<0.50	9.3	340	<0.50	<0.50	13	<0.50	1.7
	10-Dec-07		<0.50	<0.50	<0.50	<0.50	<0.50	<0.50	<0.50	<0.50	<0.50	<0.50	<0.50	<0.50	<0.50	<0.50	<0.50	9.3	<0.50	<0.50	0.6	<0.50	0.84	<0.50
	23-Jun-08		<10	<10	<0.50	<10	<0.50	<0.50	<0.50	<0.50	<0.50	<0.50	<0.50	<0.50	<0.50	<0.50	<0.50	5.6	<0.50	<0.50	<0.50	<0.50	0.54	<0.50
	16-Sep-08		<10	<10	<0.50	<10	<0.50	<0.50	<0.50	<0.50	<2.0 J/UB	<0.50	<0.50	<0.50	<0.50	<0.50	<0.50	0.28 J	14	<0.50	<0.50	1.0	<0.50 J/UB	0.91
	15-Dec-08		<50	<50	<2.5	<50	<2.5	<2.5	<2.5	<2.5	<10	<2.5	<2.5	<2.5	<2.5	<2.5	<2.5	11	<2.5	<2.5	<2.5	<2.5	<2.5	<2.5
	17-Mar-09		<10	<10	<0.50	<10	<0.50	<0.50	<0.50	<0.50	<2.0	<0.50	<0.50	<0.50	<0.50	<0.50	<0.50	1.3	19	<0.50	<0.50	1.8	<0.50	0.57
	22-Jun-09		<10	<10	<0.50	<10	<0.50	<0.50	<0.50	<0.50	0.89 J	<0.50	<0.50	<0.50	<0.50	<0.50	<0.50	1.2	12	<0.50	<0.50	1.8	<0.50	0.70
	22-Sep-09		<20	<20	<5.0	<20	<1.0	<5.0	<1.0	<1.0	---	<1.0	<1.0	<1.0	<1.0	<1.0	<1.0	2.0	31.7	<1.0	<1.0	3.1	<1.0	0.59 J
	14-Dec-09		<20	<20	<5.0	<20	<1.0	<5.0	<1.0	<1.0	<1.0	<1.0	<1.0	<1.0	<1.0	<1.0	<1.0	0.33 J	7.0	<1.0	<1.0	0.82 J	<1.0	0.65 J
	23-Mar-10		<40	<40	<10	<40	<2.0	<10	<2.0	<2.0	<2.0	<2.0	<2.0	<2.0	<2.0	<2.0	<2.0	6.8	100	<2.0	<2.0	9.5	<2.0	1.5 J
dup	23-Mar-10		<20	<20	<5.0	<20	<1.0	<5.0	<1.0	<1.0	<1.0	<1.0	<1.0	<1.0	<1.0	<1.0	<1.0	5.9	93.4	<1.0	<1.0	7.0	<1.0	1.1
	21-Jun-10		<20	<20	<5.0	<20	<1.0	<5.0/JJ	<1.0	<1.0	<1.0	<1.0	<1.0	<1.0	<1.0	<1.0	<1.0	0.41 J	11.8	<1.0	<1.0	0.96 J	<1.0	<1.0
	14-Sep-10		<20	<20	<5.0	<20	<1.0	<5.0	<1.0	<1.0	<1.0 J/UB	<1.0	<1.0	<1.0	<1.0	<1.0	<1.0	2.6	<1.0	<1.0	0.31 J	<1.0	<1.0	<1.0
	14-Dec-10		<20	<20	<5.0	<20	<1.0	<5.0	<1.0	<1.0	<1.0	<1.0	<1.0	<1.0	<1.0	<1.0	<1.0	3.1	<1.0	<1.0	<1.0	<1.0	0.45 J	<1.0

US EPA ARCHIVE DOCUMENT

Appendix C
Groundwater and Surface Water Analytical Results
Former Romic Environmental Technologies Corporation
East Palo Alto, California
Groundwater Monitoring Report

Sampling Location	Date Sample Collected	Cas Number	Acetone (µg/L)	2-Butanone (µg/L)	2-Chloro toluene (µg/L)	2-Hexanone (µg/L)	Benzene (µg/L)	Bromo methane (µg/L)	Bromo chloro methane (µg/L)	Bromo dichloro methane (µg/L)	Carbon Disulfide (µg/L)	Carbon Tetra chloride (µg/L)	Chloro benzene (µg/L)	Chloro ethane (µg/L)	Chloro form (µg/L)	1,2-Dichloro benzene (µg/L)	1,1-DCA (µg/L)	1,2-DCA (µg/L)	1,3-Dichloro propane (µg/L)	1,2-Dichloro propane (µg/L)	1,1-DCE (µg/L)	Chloro methane (µg/L)	cis-1,2-DCE (µg/L)	trans-1,2-DCE (µg/L)
			67-64-1	78-93-3	95-49-8	591-78-6	71-43-2	74-83-9	74-97-5	75-27-4	75-15-0	56-23-5	108-90-7	75-00-3	67-66-3	95-50-1	75-34-3	107-06-2	142-28-9	78-87-5	75-35-4	74-87-3	156-59-2	156-60-5
RW-3C	13-Sep-00		<2.0	<2.0	<2.0	<2.0	<2.0	<2.0	<2.0	<2.0	<2.0	<2.0	<2.0	<2.0	<2.0	<2.0	<2.0	<2.0	<2.0	<2.0	<2.0	<2.0	<2.0	<2.0
	20-Mar-01		<2.0	<2.0	<2.0	<2.0	<2.0	<2.0	<2.0	<2.0	<2.0	<2.0	<2.0	<5.0	<2.0	<2.0	<2.0	<2.0	<2.0	<2.0	<2.0	<2.0	<2.0	<2.0
	05-Sep-01		<2.0	<2.0	<2.0	<2.0	<2.0	<2.0	<2.0	<2.0	<2.0	<2.0	<2.0	<2.0	<2.0	<2.0	<2.0	<2.0	<2.0	<2.0	<2.0	<2.0	<2.0	<2.0
	03-Apr-02		<2.0	<2.0	<2.0	<2.0	<2.0	<2.0	<2.0	<2.0	<2.0	<2.0	<2.0	<2.0	<2.0	<2.0	<2.0	<2.0	<2.0	<2.0	<2.0	<2.0	<2.0	<2.0
dup	03-Apr-02		<2.0	<2.0	<2.0	<2.0	<2.0	<2.0	<2.0	<2.0	<2.0	<2.0	<2.0	<2.0	<2.0	<2.0	<2.0	<2.0	<2.0	<2.0	<2.0	<2.0	<2.0	<2.0
	24-Sep-02		<0.50	<0.50	<0.50	<0.50	<0.50	<0.50	<0.50	<0.50	<0.50	<0.50	<0.50	<0.50	<0.50	<0.50	<0.50	<0.50	<0.50	<0.50	<0.50	<0.50	<0.50	<0.50
	11-Mar-03		<0.50	<0.50	<0.50	<0.50	<0.50	<0.50	<0.50	<0.50	<0.50	<0.50	<0.50	<0.50	<0.50	<0.50	<0.50	<0.50	<0.50	<0.50	<0.50	<0.50	<0.50	<0.50
dup	16-Sep-03		<0.50	<0.50	<0.50	<0.50	<0.50	<0.50	<0.50	<0.50	<0.50	<0.50	<0.50	<0.50	<0.50	<0.50	<0.50	<0.50	<0.50	<0.50	<0.50	<0.50	<0.50	<0.50
	16-Sep-03		<0.50	<0.50	<0.50	<0.50	<0.50	<0.50	<0.50	<0.50	<0.50	<0.50	<0.50	<0.50	<0.50	<0.50	<0.50	<0.50	<0.50	<0.50	<0.50	<0.50	<0.50	<0.50
	27-Sep-04		<0.50	<0.50	<0.50	<0.50	<0.50	<0.50	<0.50	<0.50	<0.50	<0.50	<0.50	<0.50	<0.50	<0.50	<0.50	<0.50	<0.50	<0.50	<0.50	<0.50	<0.50	<0.50
	18-Aug-05		<0.5	<0.5	<0.5	<0.5	<0.5	<0.5	<0.5	<0.5	<0.5	<0.5	<0.5	<1.0	<0.5	<0.5	<0.5	<0.5	<0.5	<0.5	<0.5	<0.5	<0.5	<0.5
	22-Mar-06		<0.5	<0.5	<0.5	<0.5	<0.5	<0.5	<0.5	<0.5	<0.5	<0.5	<0.5	<1.0	<0.5	<0.5	<0.5	<0.5	<0.5	<0.5	<0.5	<0.5	<0.5	<0.5
	22-Sep-06		<0.5	<0.5	<0.5	<0.5	<0.5	<0.5	<0.5	<0.5	<0.5	<0.5	<0.5	<0.5	<0.5	<0.5	<0.5	<0.5	<0.5	<0.5	<0.5	<0.5	<0.5	<0.5
	24-Sep-07		<0.50	<0.50	<0.50	<0.50	<0.50	<0.50	<0.50	<0.50	<0.50	<0.50	<0.50	<0.50	<0.50	<0.50	<0.50	<0.50	<0.50	<0.50	<0.50	<0.50	<0.50	<0.50
	15-Sep-08		<10	<10	<0.50	<10	<0.50	<0.50	<0.50	<0.50	<2.0	<0.50	<0.50	<0.50	<0.50	<0.50	<0.50	<0.50	<0.50	<0.50	<0.50	<0.50	<0.50	<0.50
	21-Sep-09		<25	<5.0	<1.0	<10	<1.0	<2.0	<1.0	<1.0	<2.0	<1.0	<1.0	<2.0	<1.0	<1.0	<1.0	<1.0	<1.0	<1.0	<1.0	<2.0	<1.0	<1.0
	14-Sep-10		<20	<20	<5.0	<20	<1.0	<5.0	<1.0	<1.0	<1.0 J/UB	<1.0	<1.0	<1.0	<1.0	<1.0	<1.0	<1.0	<1.0	<1.0	<1.0	<1.0	<1.0	<1.0
RW-4C	12-Sep-00		<2.0	<2.0	<2.0	<2.0	<2.0	<2.0	<2.0	<2.0	<2.0	<2.0	<2.0	<2.0	<2.0	<2.0	<2.0	<2.0	<2.0	<2.0	<2.0	<2.0	<2.0	<2.0
	05-Dec-00		<2.0	<2.0	<2.0	<2.0	<2.0	<2.0	<2.0	<2.0	<2.0	<2.0	<2.0	<2.0	<2.0	<2.0	<2.0	<2.0	<2.0	<2.0	<2.0	<2.0	<2.0	<2.0
	21-Mar-01		<2.0	<2.0	<2.0	<2.0	<2.0	<2.0	<2.0	<2.0	<2.0	<2.0	<2.0	<5.0	<2.0	<2.0	<2.0	<2.0	<2.0	<2.0	<2.0	<2.0	<2.0	<2.0
dup	21-Mar-01		<2.0	<2.0	<2.0	<2.0	<2.0	<2.0	<2.0	<2.0	<2.0	<2.0	<2.0	<5.0	<2.0	<2.0	<2.0	<2.0	<2.0	<2.0	<2.0	<2.0	<2.0	<2.0
	15-Jun-01		<2.0	<2.0	<2.0	<2.0	<2.0	<2.0	<2.0	<2.0	<2.0	<2.0	<2.0	<5.0	<2.0	<2.0	<2.0	<2.0	<2.0	<2.0	<2.0	<2.0	<2.0	<2.0
	06-Sep-01		<2.0	<2.0	<2.0	<2.0	<2.0	<2.0	<2.0	<2.0	<2.0	<2.0	<2.0	<2.0	<2.0	<2.0	<2.0	<2.0	<2.0	<2.0	<2.0	<2.0	<2.0	<2.0
	03-Apr-02		<2.0	<2.0	<2.0	<2.0	<2.0	<2.0	<2.0	<2.0	<2.0	<2.0	<2.0	<2.0	<2.0	<2.0	<2.0	<2.0	<2.0	<2.0	<2.0	<2.0	<2.0	<2.0
	11-Jun-02		<2.0	<2.0	<2.0	<2.0	<2.0	<2.0	<2.0	<2.0	<2.0	<2.0	<2.0	<2.0	<2.0	<2.0	<2.0	<2.0	<2.0	<2.0	<2.0	<2.0	<2.0	<2.0
	24-Sep-02		<0.50	<0.50	<0.50	<0.50	<0.50	<0.50	<0.50	<0.50	<0.50	<0.50	<0.50	<0.50	<0.50	<0.50	<0.50	0.88	<0.50	<0.50	<0.50	<0.50	<0.50	<0.50
	02-Jan-03		<0.50	<0.50	<0.50	<0.50	<0.50	<0.50	<0.50	<0.50	<0.50	<0.50	<0.50	<0.50	<0.50	<0.50	<0.50	0.78	<0.50	<0.50	<0.50	<0.50	<0.50	<0.50
	11-Mar-03		<0.50	<0.50	<0.50	<0.50	<0.50	<0.50	<0.50	<0.50	<0.50	<0.50	<0.50	<0.50	<0.50	<0.50	<0.50	0.64	<0.50	<0.50	<0.50	<0.50	<0.50	<0.50
	17-Sep-03		<0.50	<0.50	<0.50	<0.50	<0.50	<0.50	<0.50	<0.50	<0.50	<0.50	<0.50	<0.50	<0.50	<0.50	<0.50	0.51	<0.50	<0.50	<0.50	<0.50	<0.50	<0.50
	28-Sep-04		<0.50	<0.50	<0.50	<0.50	<0.50	<0.50	<0.50	<0.50	<0.50	<0.50	<0.50	<0.50	<0.50	<0.50	<0.50	0.57	<0.50	<0.50	<0.50	<0.50	<0.50	<0.50
	17-Aug-05		<0.5	<0.5	<0.5	<0.5	<0.5	<0.5	<0.5	<0.5	<0.5	<0.5	<0.5	<1.0	<0.5	<0.5	<0.5	<0.5	<0.5	<0.5	<0.5	<0.5	<0.5	<0.5
	22-Mar-06		<0.5	<0.5	<0.5	<0.5	<0.5	<0.5	<0.5	<0.5	<0.5	<0.5	<0.5	<1.0	<0.5	<0.5	<0.5	<0.5	<0.5	<0.5	<0.5	<0.5	<0.5	<0.5
	22-Sep-06		<0.5	<0.5	<0.5	<0.5	<0.5	<0.5	<0.5	<0.5	<0.5	<0.5	<0.5	<0.5	<0.5	<0.5	<0.5	<0.5	<0.5	<0.5	<0.5	<0.5	<0.5	<0.5
	24-Sep-07		<0.50	<0.50	<0.50	<0.50	<0.50	<0.50	<0.50	<0.50	<0.50	<0.50	<0.50	<0.50	<0.50	<0.50	<0.50	<0.50	<0.50	<0.50	<0.50	<0.50	<0.50	<0.50
	15-Sep-08		96 J	4,400	<5.0	<100	<5.0	<5.0	<5.0	<5.0	<20 J/UB	<5.0	<5.0	<5.0	<5.0	<5.0	<5.0	<5.0	<5.0	<5.0	<5.0	<5.0	<5.0	<5.0
	21-Sep-09		<25	<5.0	<1.0	<10	<1.0	<2.0	<1.0	<1.0	<1.5 /UB	<1.0	<1.0	<2.0	<1.0	<1.0	<1.0	0.46 J	<1.0	<1.0	<1.0	<2.0	<1.0	<1.0
	14-Sep-10		<20	<20	<5.0	<20	<1.0	<5.0	<1.0	<1.0	1.5	<1.0	<1.0	<1.0	<1.0	<1.0	<1.0	0.31 J	<1.0	<1.0	<1.0	<1.0	<1.0	<1.0

US EPA ARCHIVE DOCUMENT

Appendix C
Groundwater and Surface Water Analytical Results
Former Romic Environmental Technologies Corporation
East Palo Alto, California
Groundwater Monitoring Report

Sampling Location	Date Sample Collected	Cas Number	Acetone (µg/L)	2-Butanone (µg/L)	2-Chloro toluene (µg/L)	2-Hexanone (µg/L)	Benzene (µg/L)	Bromo methane (µg/L)	Bromo chloro methane (µg/L)	Bromo dichloro methane (µg/L)	Carbon Disulfide (µg/L)	Carbon Tetra chloride (µg/L)	Chloro benzene (µg/L)	Chloro ethane (µg/L)	Chloro form (µg/L)	1,2-Dichloro benzene (µg/L)	1,1-DCA (µg/L)	1,2-DCA (µg/L)	1,3-Dichloro propane (µg/L)	1,2-Dichloro propane (µg/L)	1,1-DCE (µg/L)	Chloro methane (µg/L)	cis-1,2-DCE (µg/L)	trans-1,2-DCE (µg/L)
			67-64-1	78-93-3	95-49-8	591-78-6	71-43-2	74-83-9	74-97-5	75-27-4	75-15-0	56-23-5	108-90-7	75-00-3	67-66-3	95-50-1	75-34-3	107-06-2	142-28-9	78-87-5	75-35-4	74-87-3	156-59-2	156-60-5
RW-5C	17-Dec-03		<5.0	<5.0	<5.0	<5.0	<5.0	<5.0	<5.0	<5.0	<5.0	<5.0	<5.0	<5.0	30	<5.0	60	580	<5.0	<5.0	52	<5.0	40	<5.0
	17-Mar-04		<50	<50	<50	<50	<50	<50	<50	<50	<50	<50	<50	<50	<50	<50	73	580	<50	<50	75	<50	65	<50
	24-Jun-04		<50	<50	<50	<50	<50	<50	<50	<50	<50	<50	<50	<50	<50	<50	76	540	<50	<50	86	<50	2,600	<50
	30-Sep-04		<25	<25	<25	<25	<25	<25	<25	<25	<25	<25	<25	<25	39	<25	86	580	<25	<25	68	<25	1,500	<25
	20-Dec-04		<50	<50	<50	<50	<50	<50	<50	<50	<50	<50	<50	<50	<50	<50	84	570	<50	<50	53	<50	1,000	<50
	29-Mar-05		<25	<25	<25	<25	<25	<25	<25	<25	<25	<25	<25	<25	38	<25	79	600	<25	<25	44	<25	940	<25
	08-Jun-05		<500	<500	<500	<500	<500	<500	<500	<500	<500	<500	<500	<500	<500	<500	<500	<500	<500	<500	<500	<500	<500	<500
	18-Aug-05		<13	<13	<13	<13	<13	<13	<13	<13	<13	<13	<25	<13	<13	<13	25	250	<13	<13	18	<13	180	<13
	01-Dec-05		<6.3	5,500	<6.3	<6.3	<6.3	<6.3	<6.3	<6.3	<6.3	<6.3	<13	<6.3	<6.3	<6.3	16	170	<6.3	<6.3	14	<6.3	140	<6.3
	27-Mar-06		<20	<20	<20	<20	<20	<20	<20	<20	<20	<20	<40	<20	<20	<20	<20	160	<20	<20	<20	<20	150	<20
	15-Jun-06		240	3,600	<5.0	<5.0	<5.0	<5.0	<5.0	<5.0	6.3	<5.0	<5.0	<5.0	<5.0	150	12	<5.0	<5.0	<5.0	<5.0	<5.0	860	<5.0
	21-Sep-06		<5.0	7,700	<5.0	<5.0	<5.0	<5.0	<5.0	<5.0	<5.0	<5.0	<5.0	11	<5.0	<5.0	16	200	<5.0	<5.0	<5.0	<5.0	1,200	<5.0
	05-Dec-06		<5.0	8,300	<5.0	<5.0	<5.0	<5.0	<5.0	<5.0	<5.0	<5.0	<5.0	10	<5.0	<5.0	8	90	<5.0	<5.0	<5.0	<5.0	120	<5.0
	13-Mar-07		<50	8,800	<50	<50	<50	<50	<50	<50	<50	<50	<50	<50	<50	<50	<50	<50	<50	<50	<50	<50	150	<50
	18-Jun-07		640	19,000	<10	<10	<10	<10	<10	<10	<10	<10	<10	<10	<10	<10	<10	14	<10	<10	<10	<10	29	<10
	26-Sep-07		320	13,000	<0.50	<0.50	<0.50	<0.50	<0.50	<0.50	<0.50	<0.50	<0.50	<0.50	<0.50	<0.50	<0.50	16	<0.50	<0.50	<0.50	<0.50	47	<0.50
	11-Dec-07		<10	<10	<10	<10	<10	<10	<10	<10	<10	<10	<10	<10	<10	<10	<10	<10	<10	<10	<10	<10	38	<10
	20-Mar-08		330 J	4,500 J	<5.0 J	<100 J	<5.0 J	<5.0 J	<5.0 J	<5.0 J	4.9 J	<5.0 J	<5.0 J	<5.0 J	<5.0 J	<5.0 J	<5.0 J	<5.0 J	<5.0 J	<5.0 J	<5.0 J	<5.0 J	20 J	<5.0 J
	24-Jun-08		28 J	20 J	<2.5	<50	<2.5	<2.5	<2.5	<2.5	3.1	<2.5	<2.5	3.2	<2.5	<2.5	<2.5	3.2	<2.5	<2.5	<2.5	<2.5	17	10
	18-Sep-08		<1,000	<1,000	<50	<1,000	<50	<50	<50	<50	<200 J/UB	<50	<50	<50	<50	<50	<50	<50	<50	<50	<50	<50	<50	<50
	16-Dec-08		<1,000	2,400	<50	<1,000	<50	<50	<50	<50	<200 J/UB	<50	<50	<50	<50	<50	<50	<50	<50	<50	<50	<50	<50	<50
dup	16-Dec-08		<1,000	2,500	<50	<1,000	<50	<50	<50	<50	<200 J/UB	<50	<50	<50	<50	<50	<50	<50	<50	<50	<50	<50	<50	<50
	20-Mar-09		---	---	<50	---	<50	<50	---	<50	---	<50	<50	<50	<50	<50	<50	<50	<50	<50	<50	<50	<50	<50
dup	20-Mar-09		---	---	<50	---	<50	<50	---	<50	---	<50	<50	<50	<50	<50	<50	<50	<50	<50	<50	<50	<50	<50
	23-Jun-09		<500	<500	<25	<500	<25	<25	<25	<25	<100	<25	<25	<25	<25	<25	<25	<25	<25	<25	<25	<25	<25	<25
	23-Sep-09		<200 /UJ	<200 /UJ	<50 /UJ	<200 /UJ	<10 /UJ	<50 /UJ	<10 /UJ	<10 /UJ	---	<10 /UJ	<10 /UJ	<10 /UJ	<10 /UJ	<10 /UJ	<10 /UJ	3.5 J	<10 /UJ	<10 /UJ	<10 /UJ	<10 /UJ	4.6 J	<10 /UJ
	15-Dec-09		<200 /UJ	<200 /UJ	<50 /UJ	<200 /UJ	<10 /UJ	<50 /UJ	<10 /UJ	<10 /UJ	2.5 J	<10 /UJ	<10 /UJ	<10 /UJ	<10 /UJ	<10 /UJ	<10 /UJ	3.8 J	<10 /UJ	<10 /UJ	<10 /UJ	<10 /UJ	4.3 J	<10 /UJ
	23-Mar-10		<200	<200	<50	<200	<10	<50	<10	<10	4.5 J	<10	<10	<10	<10	<10	<10	5.4 J	<10	<10	<10	<10	4.6 J	<10
	22-Jun-10		23.2	<20	<5.0	<20	<1.0	<5.0	<1.0	<1.0	1.7	<1.0	<1.0	2.3	<1.0	<1.0	0.62 J	5.4	<1.0	<1.0	<1.0	<1.0	3.9	0.61 J
	14-Sep-10		21.1	<20	<5.0	<20	<1.0	<5.0	<1.0	<1.0	<1.3 /UB	<1.0	<1.0	1.9	<1.0	<1.0	0.51 J	5.0	<1.0	<1.0	<1.0	<1.0	3.5	0.41 J
	15-Dec-10		79.0 J	<100	<25	<100	<5.0	<25	<5.0	<5.0	1.5 J	<5.0	<5.0	<5.0	<5.0	<5.0	<5.0	6.1	<5.0	<5.0	<5.0	<5.0	3.7 J	<5.0

US EPA ARCHIVE DOCUMENT

Appendix C
Groundwater and Surface Water Analytical Results
Former Romic Environmental Technologies Corporation
East Palo Alto, California
Groundwater Monitoring Report

Sampling Location	Date Sample Collected	Cas Number	Acetone (µg/L)	2-Butanone (µg/L)	2-Chloro toluene (µg/L)	2-Hexanone (µg/L)	Benzene (µg/L)	Bromo methane (µg/L)	Bromo chloro methane (µg/L)	Bromo dichloro methane (µg/L)	Carbon Disulfide (µg/L)	Carbon Tetra chloride (µg/L)	Chloro benzene (µg/L)	Chloro ethane (µg/L)	Chloro form (µg/L)	1,2-Dichloro benzene (µg/L)	1,1-DCA (µg/L)	1,2-DCA (µg/L)	1,3-Dichloro propane (µg/L)	1,2-Dichloro propane (µg/L)	1,1-DCE (µg/L)	Chloro methane (µg/L)	cis-1,2-DCE (µg/L)	trans-1,2-DCE (µg/L)
			67-64-1	78-93-3	95-49-8	591-78-6	71-43-2	74-83-9	74-97-5	75-27-4	75-15-0	56-23-5	108-90-7	75-00-3	67-66-3	95-50-1	75-34-3	107-06-2	142-28-9	78-87-5	75-35-4	74-87-3	156-59-2	156-60-5
RW-7C	12-Sep-00		<2.0	<2.0	<2.0	<2.0	<2.0	<2.0	<2.0	<2.0	<2.0	<2.0	<2.0	<2.0	<2.0	<2.0	<2.0	<2.0	<2.0	<2.0	<2.0	<2.0	<2.0	<2.0
	05-Dec-00		<2.0	<2.0	<2.0	<2.0	<2.0	<2.0	<2.0	<2.0	<2.0	<2.0	<2.0	<2.0	<2.0	<2.0	<2.0	<2.0	<2.0	<2.0	<2.0	<2.0	<2.0	<2.0
	21-Mar-01		<2.0	<2.0	<2.0	<2.0	<2.0	<2.0	<2.0	<2.0	<2.0	<2.0	<2.0	<5.0	<2.0	<2.0	<2.0	<2.0	<2.0	<2.0	<2.0	<2.0	<2.0	<2.0
	15-Jun-01		<2.0	<2.0	<2.0	<2.0	<2.0	<2.0	<2.0	<2.0	<2.0	<2.0	<2.0	<5.0	<2.0	<2.0	<2.0	<2.0	<2.0	<2.0	<2.0	<2.0	<2.0	<2.0
	06-Sep-01		<2.0	<2.0	<2.0	<2.0	<2.0	<2.0	<2.0	<2.0	<2.0	<2.0	<2.0	<2.0	<2.0	<2.0	<2.0	<2.0	<2.0	<2.0	<2.0	<2.0	<2.0	<2.0
	01-Apr-02		<2.0	<2.0	<2.0	<2.0	<2.0	<2.0	<2.0	<2.0	<2.0	<2.0	<2.0	<5.0	<2.0	<2.0	<2.0	<2.0	<2.0	<2.0	<2.0	<2.0	<2.0	<2.0
	11-Jun-02		<2.0	<2.0	<2.0	<2.0	<2.0	<2.0	<2.0	<2.0	<2.0	<2.0	<2.0	<5.0	<2.0	<2.0	<2.0	<2.0	<2.0	<2.0	<2.0	<2.0	<2.0	<2.0
	24-Sep-02		<0.50	<0.50	<0.50	<0.50	<0.50	<0.50	<0.50	<0.50	<0.50	<0.50	<0.50	<0.50	<0.50	<0.50	<0.50	<0.50	<0.50	<0.50	<0.50	<0.50	<0.50	<0.50
	02-Jan-03		<0.50	<0.50	<0.50	<0.50	<0.50	<0.50	<0.50	<0.50	<0.50	<0.50	<0.50	<0.50	<0.50	<0.50	<0.50	<0.50	<0.50	<0.50	<0.50	<0.50	<0.50	<0.50
	11-Mar-03		<0.50	<0.50	<0.50	<0.50	<0.50	<0.50	<0.50	<0.50	<0.50	<0.50	<0.50	<0.50	<0.50	<0.50	<0.50	<0.50	<0.50	<0.50	<0.50	<0.50	<0.50	<0.50
	16-Sep-03		<0.50	<0.50	<0.50	<0.50	<0.50	<0.50	<0.50	<0.50	<0.50	<0.50	<0.50	<0.50	<0.50	<0.50	<0.50	<0.50	<0.50	<0.50	<0.50	<0.50	<0.50	<0.50
	28-Sep-04		<0.50	<0.50	<0.50	<0.50	<0.50	<0.50	<0.50	<0.50	<0.50	<0.50	<0.50	<0.50	<0.50	<0.50	<0.50	<0.50	<0.50	<0.50	<0.50	<0.50	<0.50	<0.50
	17-Aug-05		<0.5	<0.5	<0.5	<0.5	<0.5	<0.5	<0.5	<0.5	<0.5	<0.5	<0.5	<1.0	<0.5	<0.5	<0.5	<0.5	<0.5	<0.5	<0.5	<0.5	<0.5	<0.5
	22-Mar-06		<0.5	<0.5	<0.5	<0.5	<0.5	<0.5	<0.5	<0.5	<0.5	<0.5	<0.5	<1.0	<0.5	<0.5	<0.5	<0.5	<0.5	<0.5	<0.5	<0.5	<0.5	<0.5
	21-Sep-06		<0.5	<0.5	<0.5	<0.5	<0.5	<0.5	<0.5	<0.5	<0.5	<0.5	<0.5	<0.5	<0.5	<0.5	<0.5	<0.5	<0.5	<0.5	<0.5	<0.5	<0.5	<0.5
	24-Sep-07		<0.50	<0.50	<0.50	<0.50	<0.50	<0.50	<0.50	<0.50	<0.50	<0.50	<0.50	<0.50	<0.50	<0.50	<0.50	<0.50	<0.50	<0.50	<0.50	<0.50	<0.50	<0.50
	16-Sep-08		<10	<10	<0.50	<10	<0.50	<0.50	<0.50	<0.50	<2.0 J/UB	<0.50	<0.50	<0.50	<0.50	<0.50	<0.50	<0.50	<0.50	<0.50	<0.50	<0.50	<0.50	<0.50
	21-Sep-09		<25	<5.0	<1.0	<10	<1.0	<2.0	<1.0	<1.0	<2.0	<1.0	<1.0	<2.0	<1.0	<1.0	<1.0	<1.0	<1.0	<1.0	<1.0	<2.0	<1.0	<1.0
dup	21-Sep-09		<25	<5.0	<1.0	<10	<1.0	<2.0	<1.0	<1.0	<2.0	<1.0	<1.0	<2.0	<1.0	<1.0	<1.0	<1.0	<1.0	<1.0	<1.0	<2.0	<1.0	<1.0
	14-Sep-10		<20	<20	<5.0	<20	<1.0	<5.0	<1.0	<1.0	<1.0	<1.0	<1.0	<1.0	<1.0	<1.0	<1.0	<1.0	<1.0	<1.0	<1.0	<1.0	<1.0	<1.0
RW-8C	13-Sep-00		5.23	5.23	5.23	5.23	<2.0	5.23	5.23	5.23	5.23	5.23	<2.0	<2.0	6.83	<2.0	<2.0	<2.0	<2.0	<2.0	<2.0	<2.0	199	<2.0
	22-Mar-01		<2.0	<2.0	<2.0	<2.0	<2.0	<2.0	<2.0	<2.0	<2.0	<2.0	<5.0	<2.0	3.12	<2.0	<2.0	<2.0	<2.0	<2.0	<2.0	<2.0	3.03	<2.0
	06-Sep-01		2.9	2.9	2.9	2.9	<2.0	2.9	2.9	2.9	2.9	2.9	<2.0	<2.0	4.5	<2.0	<2.0	<2.0	<2.0	<2.0	<2.0	<2.0	93	<2.0
	04-Apr-02		<2.0	<2.0	<2.0	<2.0	<2.0	<2.0	<2.0	<2.0	<2.0	<2.0	<2.0	<2.0	<2.0	<2.0	<2.0	<2.0	<2.0	<2.0	<2.0	<2.0	3.9	<2.0
	25-Sep-02		1.5	1.5	1.5	1.5	<1.0	1.5	1.5	1.5	1.5	1.5	<1.0	<1.0	2.2	<1.0	<1.0	<1.0	<1.0	<1.0	<1.0	<1.0	48	1
	12-Mar-03		0.5	0.5	0.5	0.5	<0.50	0.5	0.5	0.5	0.5	0.5	<0.50	<0.50	1.6	<0.50	<0.50	<0.50	<0.50	<0.50	<0.50	<0.50	1	0.59
	17-Sep-03		<2.5	<2.5	<2.5	<2.5	<2.5	<2.5	<2.5	<2.5	<2.5	<2.5	<2.5	<2.5	3	<2.5	<2.5	<2.5	<2.5	<2.5	<2.5	<2.5	41	<2.5
	17-Mar-04		<0.50	<0.50	<0.50	<0.50	<0.50	<0.50	<0.50	<0.50	<0.50	<0.50	<0.50	<0.50	1.3	<0.50	<0.50	<0.50	<0.50	<0.50	<0.50	<0.50	2.7	1
	28-Sep-04		<0.50	<0.50	<0.50	<0.50	<0.50	<0.50	<0.50	<0.50	<0.50	<0.50	1.9	<0.50	<0.50	3.2	<0.50	<0.50	<0.50	<0.50	<0.50	<0.50	33	<0.50
dup	28-Sep-04		<0.50	<0.50	<0.50	<0.50	<0.50	<0.50	<0.50	<0.50	<0.50	<0.50	2	<0.50	<0.50	3.1	<0.50	<0.50	<0.50	<0.50	<0.50	<0.50	35	<0.50
	28-Mar-05		<12	180	<12	<12	74	<12	<12	<12	<12	<12	160	140	<12	160	640	<12	<12	<12	<12	<12	<12	27
	19-Aug-05		<1.0	<1.0	<1.0	<1.0	74	<1.0	<1.0	<1.0	10	<1.0	1.8	<1.0	<0.5	10	<0.5	<0.5	<0.5	<0.5	<0.5	<0.5	16	0.9
	24-Mar-06		<1.0	<1.0	<1.0	<1.0	0.7	<1.0	<1.0	<1.0	0.5	<1.0	1	<1.0	<0.5	13	<0.5	<0.5	<0.5	<0.5	<0.5	<0.5	1.2	2.2
	22-Sep-06		<0.5	<0.5	<0.5	<0.5	<0.5	<0.5	<0.5	<0.5	<0.5	<0.5	2.1	<0.5	<0.5	3.6	<0.5	<0.5	<0.5	<0.5	<0.5	<0.5	31	<0.5
	14-Mar-07		<5.0	<5.0	<5.0	<5.0	<5.0	<5.0	<5.0	<5.0	<5.0	<5.0	<5.0	<5.0	<5.0	<5.0	<5.0	<5.0	<5.0	<5.0	<5.0	<5.0	<5.0	<5.0
	14-Mar-07		<5.0	<5.0	<5.0	<5.0	<5.0	<5.0	<5.0	<5.0	<5.0	<5.0	<5.0	<5.0	<5.0	<5.0	<5.0	<5.0	<5.0	<5.0	<5.0	<5.0	<5.0	<5.0
	24-Sep-07		<0.50	<0.50	<0.50	<0.50	0.62	<0.50	<0.50	<0.50	<0.50	<0.50	1.5	<0.50	<0.50	4.3	<0.50	<0.50	<0.50	<0.50	<0.50	<0.50	2.6	1.8
	18-Mar-08		<10	<10	<0.50	<10	<0.50	<0.50	<0.50	<0.50	0.64	<0.50	1.6	<0.50	<0.50	3.6	<0.50	<0.50	<0.50	<0.50	<0.50	<0.50	2.2	1.2
	16-Sep-08		<10	<10	<0.50	<10	<0.50	0.460 J	<0.50	<0.50	<0.50	<0.50	1.9	<0.50	<0.50	3.7	<0.50	<0.50	<0.50	<0.50	<0.50	<0.50	22	0.66
dup	16-Sep-08		<10	<10	<0.50	<10	<0.50	<0.50	<0.50	<0.50	<2.3 /UB	<0.50	1.8	<0.50	<0.50	3.6	<0.50	<0.50	<0.50	<0.50	<0.50	<0.50	20	0.67
	17-Mar-09		<10	<10	<0.50	<10	<0.50	<0.50	<0.50	<0.50	0.590 J	<0.50	1.6	<0.50	<0.50	2.9	<0.50	<0.50	<0.50	<0.50	<0.50	<0.50	5.7	0.88
	22-Sep-09		<20	<20	<5.0	<20	<1.0	<5.0	<1.0	<1.0	---	<1.0	1.6	<1.0	<1.0	2.7	<1.0	<1.0	<1.0	<1.0	<1.0	<1.0	14.1	0.66 J
	23-Mar-10		<20	<20	<5.0	<20	<1.0	<5.0	<1.0	<1.0	<1.0	<1.0	0.93 J	<1.0	<1.0	2.1	<1.0	<1.0	<1.0	<1.0	<1.0	<1.0	3.1	0.66 J
	14-Sep-10		<20	<20	<5.0	<20	<1.0	<5.0	<1.0	<1.0	<1.0	<1.0	1.2	<1.0	<1.0	2.0	<1.0	<1.0	<1.0	<1.0	<1.0	<1.0	11.3	0.31 J

US EPA ARCHIVE DOCUMENT

Appendix C
Groundwater and Surface Water Analytical Results
Former Romic Environmental Technologies Corporation
East Palo Alto, California
Groundwater Monitoring Report

Sampling Location	Date Sample Collected	Cas Number	Acetone (µg/L)	2-Butanone (µg/L)	2-Chloro toluene (µg/L)	2-Hexanone (µg/L)	Benzene (µg/L)	Bromo methane (µg/L)	Bromo chloro methane (µg/L)	Bromo dichloro methane (µg/L)	Carbon Disulfide (µg/L)	Carbon Tetra chloride (µg/L)	Chloro benzene (µg/L)	Chloro ethane (µg/L)	Chloro form (µg/L)	1,2-Dichloro benzene (µg/L)	1,1-DCA (µg/L)	1,2-DCA (µg/L)	1,3-Dichloro propane (µg/L)	1,2-Dichloro propane (µg/L)	1,1-DCE (µg/L)	Chloro methane (µg/L)	cis-1,2-DCE (µg/L)	trans-1,2-DCE (µg/L)	
			67-64-1	78-93-3	95-49-8	591-78-6	71-43-2	74-83-9	74-97-5	75-27-4	75-15-0	56-23-5	108-90-7	75-00-3	67-66-3	95-50-1	75-34-3	107-06-2	142-28-9	78-87-5	75-35-4	74-87-3	156-59-2	156-60-5	
RW-10C dup	17-Dec-03		<5.0	<5.0	<5.0	<5.0	<5.0	<5.0	<5.0	<5.0	<5.0	<5.0	<5.0	<5.0	14	<5.0	54	150	<5.0	<5.0	180	<5.0	110	<5.0	
	17-Mar-04		<100	<100	<100	<100	<100	<100	<100	<100	<100	<100	<100	<100	<100	<100	<100	710	<100	<100	380	<100	3,400	<100	
	24-Jun-04		<250	<250	<250	<250	<250	<250	<250	<250	<250	<250	<250	<250	<250	<250	<250	320	<250	<250	450	<250	490	<250	
	30-Sep-04		<250	<250	<250	<250	<250	<250	<250	<250	<250	<250	<250	<250	<250	<250	<250	<250	<250	<250	290	<250	260	<250	
	20-Dec-04		<500	<500	<500	<500	<500	<500	<500	<500	<500	<500	<500	<500	<500	<500	<500	<500	<500	<500	<500	<500	<500	<500	
	08-Jun-05		<500	<500	<500	<500	<500	<500	<500	<500	<500	<500	<500	<500	<500	<500	<500	<500	<500	<500	<500	<500	<500	4,700	<500
	19-Aug-05		<50	<50	<50	<50	<50	<50	<50	<50	<50	140	<50	<50	<100	50	<50	62	960	<50	<50	340	<50	7,400	<50
	02-Dec-05		<20	<20	<20	<20	<20	<20	<20	<20	<20	66	<20	<20	<200	50	<20	55	500	<20	<20	190	<20	3,400	<20
	02-Dec-05		<31	<31	<31	<31	<31	<31	<31	<31	0.52	<31	<31	<63	<31	<31	53	490	<31	<31	170	<31	3,500	<31	
	27-Mar-06		<25	<25	<25	<25	<25	<25	<25	<25	<25	<25	<25	<50	87	<25	76	2,100	<25	<25	250	<25	4,200	53	
	15-Jun-06		<0.50	<0.50	<0.50	<0.50	8.3	<0.50	<0.50	<0.50	<0.50	<0.50	<0.50	9	<0.50	64	1.1	79	1,100	0.5	<0.50	<0.50	<0.50	96	23
	21-Sep-06		<2.5	<2.5	<2.5	<2.5	6.1	<2.5	<2.5	<2.5	<2.5	<2.5	<2.5	3.8	<2.5	20	<2.5	89	750	<2.5	<2.5	<2.5	<2.5	390	22
	05-Dec-06		<2.5	<2.5	<2.5	<2.5	5.6	<2.5	<2.5	<2.5	<2.5	3.1	<2.5	2.6	<2.5	22	<2.5	97	380	<2.5	<2.5	<2.5	<2.5	260	18
	13-Mar-07		<5.0	<5.0	<5.0	<5.0	<5.0	<5.0	<5.0	<5.0	<5.0	<5.0	<5.0	<5.0	<5.0	8.1	<5.0	68	270	<5.0	<5.0	<5.0	<5.0	63	13
	20-Jun-07		250	930	<5.0	<5.0	<5.0	<5.0	<5.0	<5.0	<5.0	<5.0	<5.0	<5.0	<5.0	<5.0	<5.0	17	87	<5.0	<5.0	<5.0	<5.0	47	12
	26-Sep-07		490	1,400	<5.0	<5.0	<5.0	<5.0	<5.0	<5.0	<5.0	<5.0	<5.0	<5.0	<5.0	<5.0	<5.0	11	23	<5.0	<5.0	<5.0	<5.0	49	6
	12-Dec-07		<5.0	<5.0	<2.5	<2.5	2.4 J	<2.5	<2.5	<2.5	<2.5	<2.5	<2.5	24	<2.5	<2.5	<2.5	13	<2.5	<2.5	<2.5	<2.5	<2.5	14	4.9
	20-Mar-08		57 J	150 J	<2.5 J	<50 J	2.0 J	<2.5 J	<2.5 J	<2.5 J	<2.5 J	<2.5 J	<2.5 J	76 J	<2.5 J	<2.5 J	<2.5 J	<2.5 J	3.5 J	<2.5 J	<2.5 J	<2.5 J	17 J	2.7 J	4.8 J
	24-Jun-08		<10	<10	<0.50	<10	2.1	<0.50	<0.50	<0.50	1.1	<0.50	0.97	10	<0.50	<0.50	<0.50	2.2	<0.50	<0.50	<0.50	<0.50	<0.50	1.8	5.5
	17-Sep-08		<200	<200	<10	<200	<10	15	<10	<10	<40 /UB	<10	<10	<10	<10	<10	<10	5.4	<10	<10	<10	<10	<10	5.6	6.2
16-Dec-08		<100	<100	<5.0	<100	2.0 J	<5.0	<5.0	<5.0	<20 J/UB	<5.0	<5.0	<5.0	<5.0	<5.0	<5.0	5.9	3.9 J	<5.0	<5.0	<5.0	<5.0	6.1	4.5 J	
17-Mar-09		<200	<200	<10	<200	<10	<10	<10	<10	6.40 J	<10	<10	<10	<10	<10	<10	5.60 J	5.40 J	<10	<10	<10	<10	5.20 J	5.20 J	
23-Jun-09		<100	<100	<5.0	<100	2.5 J	<5.0	<5.0	<5.0	3.2 J	<5.0	<5.0	<5.0	12	<5.0	<5.0	12	11	<5.0	<5.0	<5.0	<5.0	12	5.8	
23-Sep-09		<20	<20	<5.0	<20	1.9	<5.0	<1.0	<1.0	---	<1.0	0.62 J	7.3	0.63 J	<1.0	9.3	9.2	<1.0	<1.0	<1.0	<1.0	<1.0	9.0	3.7	
23-Mar-10		<20	<20	<5.0	<20	2.1	<5.0	<1.0	<1.0	0.38 J	<1.0	0.64 J	6.5	0.83 J	<1.0	10.4	10	<1.0	0.54 J	<1.0	<1.0	<1.0	14.1	4.1	
22-Jun-10		<20	<20	<5.0	<20	1.9	<5.0	<1.0	<1.0	1.1	<1.0	0.56 J	5.4	0.38 J	<1.0	10.1	11.5	<1.0	0.50 J	<1.0	<1.0	<1.0	12.0	3.4	
14-Sep-10		<20	<20	<5.0	<20	1.8	<5.0	<1.0	<1.0	<1.0 J/UB	<1.0	0.51 J	4.9	<1.0	<1.0	13.5	15.2	<1.0	0.43 J	<1.0	<1.0	<1.0	13.6	3.7	
15-Dec-10		<20	15.7 J	<5.0	<20	1.4	<5.0	<1.0	<1.0	0.37 J	<1.0	0.41 J	4.6	<1.0	<1.0	9.4	9.6	<1.0	<1.0	0.33 J	<1.0	6.2	3.0		

US EPA ARCHIVE DOCUMENT

Appendix C
Groundwater and Surface Water Analytical Results
Former Romic Environmental Technologies Corporation
East Palo Alto, California
Groundwater Monitoring Report

Sampling Location	Date Sample Collected	Cas Number	Acetone (µg/L)	2-Butanone (µg/L)	2-Chloro toluene (µg/L)	2-Hexanone (µg/L)	Benzene (µg/L)	Bromo methane (µg/L)	Bromo chloro methane (µg/L)	Bromo dichloro methane (µg/L)	Carbon Disulfide (µg/L)	Carbon Tetra chloride (µg/L)	Chloro benzene (µg/L)	Chloro ethane (µg/L)	Chloro form (µg/L)	1,2-Dichloro benzene (µg/L)	1,1-DCA (µg/L)	1,2-DCA (µg/L)	1,3-Dichloro propane (µg/L)	1,2-Dichloro propane (µg/L)	1,1-DCE (µg/L)	Chloro methane (µg/L)	cis-1,2-DCE (µg/L)	trans-1,2-DCE (µg/L)
			67-64-1	78-93-3	95-49-8	591-78-6	71-43-2	74-83-9	74-97-5	75-27-4	75-15-0	56-23-5	108-90-7	75-00-3	67-66-3	95-50-1	75-34-3	107-06-2	142-28-9	78-87-5	75-35-4	74-87-3	156-59-2	156-60-5
RW-17C	30-Mar-05		<5,000	<5,000	<5,000	<5,000	<5,000	<5,000	<5,000	<5,000	<5,000	<5,000	<5,000	<5,000	<5,000	<5,000	<5,000	37,000	<5,000	<5,000	<5,000	<5,000	<5,000	<5,000
	08-Jun-05		<500	<500	<500	<500	<500	<500	<500	<500	<500	<500	<500	<500	<500	<500	<500	40,000	<500	<500	<500	<500	<500	<500
dup	08-Jun-05		<500	<500	<500	<500	<500	<500	<500	<500	<500	<500	<500	<500	<500	<500	<500	38,000	<500	<500	<500	<500	<500	<500
	28-Jul-05		<130	<130	<130	<130	<130	<130	<130	<130	<130	<130	<250	<130	<130	<130	170	19,000	<130	<130	<130	<130	<130	<130
	19-Aug-05		<200	<200	<200	<200	<200	<200	<200	<200	<200	<200	<200	<400	<200	<200	300	29,000	<200	<200	300	<200	<200	<200
dup	19-Aug-05		<130	<130	<130	<130	<130	<130	<130	<130	<130	<130	<250	<130	<130	<130	360	32,000	<130	<130	250	<130	<130	<130
	02-Dec-05		<200	<200	<200	<200	<200	<200	<200	<200	<200	<200	<200	<400	<200	<200	590	32,000	<200	<200	560	<200	410	<200
	27-Mar-06		45	<0.5	<0.5	<0.5	<0.5	<0.5	<0.5	<0.5	<0.5	<0.5	<1.0	<0.5	<0.5	<0.5	<0.5	12	<0.5	<0.5	3.1	<0.5	10	<0.5
dup	27-Mar-06		44	<0.5	<0.5	<0.5	<0.5	<0.5	<0.5	<0.5	<0.5	<0.5	<1.0	<0.5	<0.5	<0.5	<0.5	13	<0.5	<0.5	3	<0.5	10	<0.5
	15-Jun-06		1.3	<0.5	<0.5	<0.5	<0.5	<0.5	<0.5	<0.5	<0.5	<0.5	<0.5	<0.5	<0.5	<0.5	4.6	110	<0.5	<0.5	3.1	<0.5	61	0.51
	21-Sep-06		<5.0	850	<5.0	<5.0	<5.0	<5.0	<5.0	<5.0	<5.0	<5.0	<5.0	<5.0	9.6	<5.0	560	1,900	<5.0	<5.0	<5.0	<5.0	370	8
	05-Dec-06		<5.0	540	<5.0	<5.0	<5.0	<5.0	<5.0	<5.0	6.8	<5.0	<5.0	<5.0	12	<5.0	830	230	<5.0	<5.0	<5.0	<5.0	56	<5.0
	13-Mar-07		<5.0	230	<5.0	<5.0	<5.0	<5.0	<5.0	<5.0	<5.0	<5.0	<5.0	6.1	<5.0	540	600	<5.0	<5.0	<5.0	<5.0	<5.0	7.7	<5.0
	19-Jun-07		62	650	<2.5	<2.5	<2.5	<2.5	<2.5	<2.5	3	<2.5	<2.5	<2.5	<2.5	<2.5	480	19	<2.5	<2.5	<2.5	<2.5	<2.5	<2.5
	26-Sep-07		300	310	<2.5	<2.5	<2.5	<2.5	<2.5	<2.5	<2.5	<2.5	<2.5	6.4	<2.5	<2.5	82	51	<2.5	<2.5	<2.5	<2.5	150	<2.5
dup	26-Sep-07		340	400	<5.0	<5.0	<5.0	<5.0	<5.0	<5.0	<5.0	<5.0	<5.0	<5.0	<5.0	<5.0	84	55	<5.0	<5.0	<5.0	<5.0	150	<5.0
	11-Dec-07		<2.5	<2.5	<2.5	<2.5	<2.5	<2.5	<2.5	<2.5	<2.5	<2.5	<2.5	<2.5	<2.5	<2.5	230	39	<2.5	<2.5	3.9	<2.5	84	<2.5
	18-Mar-08		540	7,100	<5.0	<100	<5.0	<5.0	<5.0	<5.0	5.1	<5.0	<5.0	<5.0	<5.0	<5.0	9.2	19	<5.0	<5.0	<5.0	<5.0	14	<5.0
	24-Jun-08		560	6,300	<0.50	<10	<0.50	<0.50	<0.50	<0.50	2.4	<0.50	<0.50	40	<0.50	<0.50	0.77	2.9	<0.50	<0.50	<0.50	<0.50	<0.50	2.4
dup	24-Jun-08		440	3,100	<0.50	<10	<0.50	<0.50	<0.50	<0.50	2.6	<0.50	<0.50	49	<0.50	<0.50	1.1	3.2	<0.50	<0.50	<0.50	<0.50	<0.50	2.4
	17-Sep-08		<200	190	<10	<200	<10	<10	<10	<10	<40 /UB	<10	<10	190	<10	<10	9.6	<10	<10	<10	<10	<10	8.2	<10
	16-Dec-08		<500	<500	<25	<500	<25	<25	<25	<25	<100 J/UB	<25	<25	85	<25	<25	<25	<25	<25	<25	<25	<25	<25	<25
	17-Mar-09		<200	<200	<10	<200	<10	<10	<10	<10	6.40 J	<10	<10	110	<10	<10	26	11	<10	<10	<10	<10	<10	<10
	23-Jun-09		<100	<100	<5.0	<100	<5.0	<5.0	<5.0	<5.0	4.2 J	<5.0	<5.0	81	<5.0	<5.0	13	13	<5.0	<5.0	<5.0	<5.0	<5.0	<5.0
dup	23-Jun-09		<100	<100	<5.0	<100	<5.0	<5.0	<5.0	<5.0	3.9 J	<5.0	<5.0	88	<5.0	<5.0	14	14	<5.0	<5.0	<5.0	<5.0	<5.0	<5.0
	24-Sep-09		<20 /UJ	<20 /UJ	<5.0 /UJ	<20 /UJ	0.32 J	<5.0 /UJ	<1.0 /UJ	<1.0 /UJ	---	<1.0 /UJ	<1.0 /UJ	65.4 /J	<1.0 /UJ	<1.0 /UJ	3.9 /J	10.4 /J	<1.0 /UJ	<1.0 /UJ	<1.0 /UJ	<1.0 /UJ	0.72 J	0.87 J
dup	24-Sep-09		<20 /UJ	<20 /UJ	<5.0 /UJ	<20 /UJ	<1.0 /UJ	<5.0 /UJ	<1.0 /UJ	<1.0 /UJ	---	<1.0 /UJ	<1.0 /UJ	59.8 /J	<1.0 /UJ	<1.0 /UJ	3.6 /J	10.1 /J	<1.0 /UJ	<1.0 /UJ	<1.0 /UJ	<1.0 /UJ	0.67 J	0.79 J
	15-Dec-09		<20 /UJ	15.8 J	<5.0 /UJ	<20 /UJ	0.34 J	<5.0 /UJ	<1.0 /UJ	<1.0 /UJ	0.40 J	<1.0 /UJ	0.56 J	4.8 /J	9.4 /J	<1.0 /UJ	0.75 J	1.5 /J	<1.0 /UJ	<1.0 /UJ	<1.0 /UJ	<1.0 /UJ	5.3 /J	0.39 J
	23-Mar-10		<200	107 J	<50	<200	<10	<50	<10	<10	10.9	<10	<10	98.9	<10	<10	3.6 J	3.5 J	<10	<10	<10	<10	3.3 J	<10
	22-Jun-10		<80	<80	<20	<80	<4.0	<20	<4.0	<4.0	2.8 J	<4.0	<4.0	170	<4.0	<4.0	1.8 J	2.2 J	<4.0	<4.0	<4.0	<4.0	<4.0	<4.0
	14-Sep-10		<40	<40	<10	<40	<2.0	<10	<2.0	<2.0	<2.0 J/UB	<2.0	<2.0	107	<2.0	<2.0	15.4	4.8	<2.0	<2.0	<2.0	<2.0	3.8	0.67 J
	15-Dec-10		172	190	<10	<40	0.85 J	<10	<2.0	<2.0	1.2 J	<2.0	<2.0	195	<2.0	<2.0	67.4	1.7 J	<2.0	<2.0	<2.0	<2.0	4.5	0.73 J

US EPA ARCHIVE DOCUMENT

Appendix C
Groundwater and Surface Water Analytical Results
Former Romic Environmental Technologies Corporation
East Palo Alto, California
Groundwater Monitoring Report

Sampling Location	Date Sample Collected	Cas Number	Acetone (µg/L)	2-Butanone (µg/L)	2-Chloro toluene (µg/L)	2-Hexanone (µg/L)	Benzene (µg/L)	Bromo methane (µg/L)	Bromo chloro methane (µg/L)	Bromo dichloro methane (µg/L)	Carbon Disulfide (µg/L)	Carbon Tetra chloride (µg/L)	Chloro benzene (µg/L)	Chloro ethane (µg/L)	Chloro form (µg/L)	1,2-Dichloro benzene (µg/L)	1,1-DCA (µg/L)	1,2-DCA (µg/L)	1,3-Dichloro propane (µg/L)	1,2-Dichloro propane (µg/L)	1,1-DCE (µg/L)	Chloro methane (µg/L)	cis-1,2-DCE (µg/L)	trans-1,2-DCE (µg/L)
			67-64-1	78-93-3	95-49-8	591-78-6	71-43-2	74-83-9	74-97-5	75-27-4	75-15-0	56-23-5	108-90-7	75-00-3	67-66-3	95-50-1	75-34-3	107-06-2	142-28-9	78-87-5	75-35-4	74-87-3	156-59-2	156-60-5
RW-18C	05-Dec-06		<25	<25	<25	<25	<25	<25	<25	<25	<25	<25	260	<25	<25	88	230	2,000	<25	95	570	<25	760	140
	15-Mar-07		250	670	<5.0	<5.0	35	<5.0	<5.0	<5.0	<5.0	<5.0	590	<5.0	100	10	340	20,000	40	<5.0	590	<5.0	16,000	160
	19-Jun-07		<100	<100	<100	<100	<100	<100	<100	<100	<100	<100	<100	<100	<100	<100	<100	1,600	<100	<100	270	<100	2,600	<100
	27-Sep-07		<10	<10	<10	<10	<10	<10	<10	<10	<10	<10	32	<10	13	<10	43	640	<10	<10	60	<10	3,500	72
	12-Dec-07		<5.0	<5.0	<5.0	<5.0	7.8	<5.0	<5.0	<5.0	<5.0	<5.0	26	<5.0	15	<5.0	60	870	<5.0	<5.0	140	<5.0	2,200	60
	19-Mar-08		<10	<10	<0.50	<10	5.7	<0.50	<0.50	<0.50	4.6	<0.50	20	<0.50	12	3.4	52	780	<0.50	<0.50	120	5.2	1,300	29
	25-Jun-08		<100	<100	<5.0	<100	7.7	<5.0	<5.0	<5.0	<5.0	<5.0	30	<5.0	9.8	<5.0	65	730	<5.0	<5.0	170	<5.0	1,600	39
	18-Sep-08		<100	<100	<5.0	<100	9.3	<5.0	<5.0	<5.0	<20 J/UB	<5.0	43	<5.0	6.7	9.1	73	640	<5.0	<5.0	250	<5.0	2,100	60
	17-Dec-08		<50	<50	<2.5	<50	<2.5	<2.5	<2.5	<2.5	<10	<2.5	<2.5	<2.5	2.6	<2.5	11	190	<2.5	<2.5	19	<2.5	410	7.4
	19-Mar-09		<50	<50	<2.5	<50	<2.5	<2.5	<2.5	<2.5	<10	<2.5	<2.5	<2.5	<2.5	<2.5	2.20 J	28	<2.5	<2.5	10	<2.5	110	4.0
	24-Jun-09		<50	<50	<2.5	<50	<2.5	<2.5	<2.5	<2.5	1.7 J	<2.5	<2.5	<2.5	<2.5	<2.5	2.3 J	<2.5	<2.5	<2.5	3.5	<2.5	46	1.2 J
	25-Sep-09		<100	<100	<25	<100	<5.0	<25	<5.0	<5.0	---	<5.0	<5.0	<5.0	<5.0	<5.0	<5.0	14.8	<5.0	<5.0	3.4 J	<5.0	44.5	1.9 J
	16-Dec-09		<330	<330	<83	<330	<17	<83	<17	<17	<17	<17	<17	<17	<17	<17	<17	11.0 J	<17	<17	8.6 J	<17	195	<17
	24-Mar-10		<200	<200	<50	<200	<10	<50	<10	<10	<10	<10	4.9 J	<10	<10	<10	3.7 J	15.9	<10	<10	12.1	<10	126	5.4 J
	23-Jun-10		<200	<200	<50	<200	<10	<50	<10	<10	6.7 J	<10	<10	<10	<10	5.5 J	19.0	86.5	<10	<10	4.9 J	<10	165	16.5
14-Sep-10		<20	<20	<5.0	<20	0.59 J	<5.0	<1.0	<1.0	<1.0 J/UB	<1.0	2.9	<1.0	<1.0	1.3	5.3	19.6	<1.0	<1.0	0.39 J	<1.0	54.8	4.9	
15-Dec-10		<20	<20	<5.0	<20	1.6	<5.0	<1.0	<1.0	2.7	<1.0	8.2	<1.0	<1.0	2.7	15.3	24.2	<1.0	<1.0	0.21 J	<1.0	12.1	14.4	
RW-19C	19-Oct-06		<100	<100	<100	<100	<100	<100	<100	<100	<100	<100	320	<100	<100	<100	160	5,600	<100	<100	230	<100	1,900	54
	04-Dec-06		1,200	1,700	<50	<50	53	<50	<50	<50	<50	<50	740	<50	170	<50	550	17,000	53	<50	910	<50	6,900	140
	15-Mar-07		120,000	180,000	<25	<25	89	<25	<25	<25	<25	<25	1,400	<25	<25	<25	4,800	67,000	100	<25	<25	<25	86,000	1,100
	20-Jun-07		<100	1,500	<100	<100	<100	<100	130 J	<100	<100	<100	580	<100	130	<100	94 J	11,000	<100	<100	900	<100	16,000	160
	27-Sep-07		<50	<50	<50	<50	<50	<50	<50	<50	59	<50	510	<50	70	<50	370	3,400	<50	<50	700	<50	11,000	120
	12-Dec-07		<10	<10	<10	<10	23	<10	<10	<10	<10	<10	430	<10	38	8.8	270	1,100	<10	<10	530	<10	9,400	130
	21-Mar-08		290	700	<10	<200	28	<10	<10	<10	<10	<10	400	<10	41	<10	290	230	23	<10	620	<10	11,000	91
	25-Jun-08		<1,000	200 J	<50	<1,000	<50	<50	<50	<50	<50	<50	610	<50	<50	<50	280	490	<50	<50	600	<50	10,000	64
	18-Sep-08		<500	<500	<25	<500	19 J	<25	<25	<25	<100 J/UB	<25	420	<25	23 J	<25	220	430	<25	<25	550	<25	6,900	70
	17-Dec-08		<500	<500	<25	<500	20 J	<25	<25	<25	<100	<25	520	<25	27	<25	250	670	14 J	<25	470	<25	7,000	66
	20-Mar-09		---	---	<5.0	---	8.5	<5.0	---	<5.0	---	<5.0	300	<5.0	7.1	8.4	66	96	4.70 J	<5.0	170	<5.0	2,500	28
	25-Jun-09		<200	<200	<10	<200	13	<10	<10	<10	<40	<10	370	<10	16	11	120	310	7.6 J	<10	340	<10	3,700	44
	25-Sep-09		<800	<800	<200	<800	<40	<200	<40	<40	---	<40	270	<40	<40	<40	75.6	227	<40	<40	191	<40	2,430	31.8 J
	16-Dec-09		<1,000	<1,000	<250	<1,000	<50	<250	<50	<50	<50	<50	180	<50	<50	<50	46.0 J	208	<50	<50	116	<50	1,560	18.5 J
	24-Mar-10		<400	<400	<100	<400	6.3 J	<100	<20	<20	<20	<20	209	<20	7.7 J	8.0 J	51.3	170	<20	<20	144	<20	1,590	23.5
24-Jun-10		<800	<800	<200	<800	<40	<200	<40	<40	<40	<40	229	<40	<40	<40	67.8	132	<40	<40	175	<40	2,060	25.0 J	
15-Sep-10		<400	<400	<100	<400	<20	<100	<20	<20	<20	<20	167	<20	7.7 J	<20	54.0	176	<20	<20	108	<20	1,240	17.4 J	
16-Dec-10		<800	<800	<200	<800	<40	<200	<40	<40	<40	<40	182	<40	<40	<40	54.6	279	<40	<40	137	<40	1,260	23.7 J	

US EPA ARCHIVE DOCUMENT

Appendix C
Groundwater and Surface Water Analytical Results
Former Romic Environmental Technologies Corporation
East Palo Alto, California
Groundwater Monitoring Report

Sampling Location	Date Sample Collected	Cas Number	Acetone (µg/L)	2-Butanone (µg/L)	2-Chloro toluene (µg/L)	2-Hexanone (µg/L)	Benzene (µg/L)	Bromo methane (µg/L)	Bromo chloro methane (µg/L)	Bromo dichloro methane (µg/L)	Carbon Disulfide (µg/L)	Carbon Tetra chloride (µg/L)	Chloro benzene (µg/L)	Chloro ethane (µg/L)	Chloro form (µg/L)	1,2-Dichloro benzene (µg/L)	1,1-DCA (µg/L)	1,2-DCA (µg/L)	1,3-Dichloro propane (µg/L)	1,2-Dichloro propane (µg/L)	1,1-DCE (µg/L)	Chloro methane (µg/L)	cis-1,2-DCE (µg/L)	trans-1,2-DCE (µg/L)	
			67-64-1	78-93-3	95-49-8	591-78-6	71-43-2	74-83-9	74-97-5	75-27-4	75-15-0	56-23-5	108-90-7	75-00-3	67-66-3	95-50-1	75-34-3	107-06-2	142-28-9	78-87-5	75-35-4	74-87-3	156-59-2	156-60-5	
S-2	22-Mar-10		<20	<20	<5.0	<20	<1.0	<5.0	<1.0	<1.0	<1.0	<1.0	0.52 J	<1.0	<1.0	<1.0	<1.0	1.9	4.0	<1.0	<1.0	0.61 J	<1.0	12.8	0.43 J
	21-Jun-10		<20	<20	<5.0	<20	<1.0	<5.0	<1.0	<1.0	<1.0	<1.0	<1.0	<1.0	<1.0	<1.0	<1.0	<1.0	<1.0	<1.0	<1.0	<1.0	<1.0	<1.0	<1.0
	14-Sep-10		<20	<20	<5.0	<20	<1.0	<5.0	<1.0	<1.0	<1.0	<1.0	<1.0	<1.0	<1.0	<1.0	<1.0	<1.0	<1.0	<1.0	<1.0	<1.0	<1.0	<1.0	<1.0
	14-Dec-10		<20	<20	<5.0	<20	<1.0	<5.0	<1.0	<1.0	<1.0	<1.0	<1.0	<1.0	<1.0	<1.0	<1.0	<1.0	<1.0	<1.0	<1.0	<1.0	<1.0	<1.0	<1.0
S-4	22-Mar-10		<20	<20	<5.0	<20	<1.0	<5.0	<1.0	<1.0	<1.0	<1.0	0.32 J	<1.0	<1.0	<1.0	<1.0	0.79 J	1.8	<1.0	<1.0	0.23 J	<1.0	5.3	<1.0
	21-Jun-10		<20	<20	<5.0	<20	<1.0	<5.0	<1.0	<1.0	<1.0	<1.0	<1.0	<1.0	<1.0	<1.0	<1.0	<1.0	<1.0	<1.0	<1.0	<1.0	<1.0	<1.0	<1.0
	14-Sep-10		<20	<20	<5.0	<20	<1.0	<5.0	<1.0	<1.0	<1.0	<1.0	<1.0	<1.0	<1.0	<1.0	<1.0	<1.0	<1.0	<1.0	<1.0	<1.0	<1.0	<1.0	<1.0
	14-Dec-10		<20	<20	<5.0	<20	<1.0	<5.0	<1.0	<1.0	<1.0	<1.0	<1.0	<1.0	<1.0	<1.0	<1.0	<1.0	<1.0	<1.0	<1.0	<1.0	<1.0	<1.0	<1.0
S-7	22-Mar-10		<20	<20	<5.0	<20	<1.0	<5.0	<1.0	<1.0	<1.0	<1.0	0.32 J	<1.0	<1.0	<1.0	<1.0	1.4	3.0	<1.0	<1.0	0.44 J	<1.0	9.1	<1.0
	21-Jun-10		<20	<20	<5.0	<20	<1.0	<5.0	<1.0	<1.0	<1.0	<1.0	<1.0	<1.0	<1.0	<1.0	<1.0	<1.0	<1.0	<1.0	<1.0	<1.0	<1.0	<1.0	<1.0
	14-Sep-10		<20	<20	<5.0	<20	<1.0	<5.0	<1.0	<1.0	<1.0	<1.0	<1.0	<1.0	<1.0	<1.0	<1.0	<1.0	<1.0	<1.0	<1.0	<1.0	<1.0	<1.0	<1.0
	14-Dec-10		<20	<20	<5.0	<20	<1.0	<5.0	<1.0	<1.0	<1.0	<1.0	<1.0	<1.0	<1.0	<1.0	<1.0	<1.0	<1.0	<1.0	<1.0	<1.0	<1.0	<1.0	<1.0
S-10	22-Mar-10		<20	<20	<5.0	<20	<1.0	<5.0	<1.0	<1.0	<1.0	<1.0	<1.0	<1.0	<1.0	<1.0	<1.0	<1.0	<1.0	<1.0	<1.0	<1.0	<1.0	<1.0	<1.0
	21-Jun-10		<20	<20	<5.0	<20	<1.0	<5.0	<1.0	<1.0	<1.0	<1.0	<1.0	<1.0	<1.0	<1.0	<1.0	<1.0	<1.0	<1.0	<1.0	<1.0	<1.0	<1.0	<1.0
	14-Sep-10		<20	<20	<5.0	<20	<1.0	<5.0	<1.0	<1.0	<1.0	<1.0	<1.0	<1.0	<1.0	<1.0	<1.0	<1.0	<1.0	<1.0	<1.0	<1.0	<1.0	<1.0	<1.0
	14-Dec-10		<20	<20	<5.0	<20	<1.0	<5.0	<1.0	<1.0	<1.0	<1.0	<1.0	<1.0	<1.0	<1.0	<1.0	<1.0	<1.0	<1.0	<1.0	<1.0	<1.0	<1.0	<1.0

US EPA ARCHIVE DOCUMENT

Appendix C
Groundwater and Surface Water Analytical Results
Former Romic Environmental Technologies Corporation
East Palo Alto, California
Groundwater Monitoring Report

Sampling Location	Date Sample Collected	Cas Number	Acetone (µg/L)	2-Butanone (µg/L)	2-Chloro toluene (µg/L)	2-Hexanone (µg/L)	Benzene (µg/L)	Bromo methane (µg/L)	Bromo chloro methane (µg/L)	Bromo dichloro methane (µg/L)	Carbon Disulfide (µg/L)	Carbon Tetra chloride (µg/L)	Chloro benzene (µg/L)	Chloro ethane (µg/L)	Chloro form (µg/L)	1,2-Dichloro benzene (µg/L)	1,1-DCA (µg/L)	1,2-DCA (µg/L)	1,3-Dichloro propane (µg/L)	1,2-Dichloro propane (µg/L)	1,1-DCE (µg/L)	Chloro methane (µg/L)	cis-1,2-DCE (µg/L)	trans-1,2-DCE (µg/L)
			67-64-1	78-93-3	95-49-8	591-78-6	71-43-2	74-83-9	74-97-5	75-27-4	75-15-0	56-23-5	108-90-7	75-00-3	67-66-3	95-50-1	75-34-3	107-06-2	142-28-9	78-87-5	75-35-4	74-87-3	156-59-2	156-60-5
	24-Jun-10		<20	<20	<5.0	<20	<1.0	<5.0	<1.0	<1.0	<1.0	<1.0	<1.0	<1.0	<1.0	<1.0	<1.0	<1.0	<1.0	<1.0	<1.0	<1.0	<1.0	<1.0

US EPA ARCHIVE DOCUMENT

Appendix C
Groundwater and Surface Water Analytical Results
Former Romic Environmental Technologies Corporation
East Palo Alto, California
Groundwater Monitoring Report

Sampling Location	Date Sample Collected	Cas Number	trans 1,3-Dichloro propene (µg/L)	1,1-Dichloro propene (µg/L)	1,3-Dichloro benzene (µg/L)	1,4-Dichloro benzene (µg/L)	4-Methyl-2 pentanone µg/L	Dibromo chloro methane (µg/L)	Dichloro difluoro methane (µg/L)	Ethyl benzene (µg/L)	Hexachloro butadiene (µg/L)	Isopropyl benzene (µg/L)	Styrene (µg/L)	PCE (µg/L)	Toluene (µg/L)	Trichloro fluoro methane (µg/L)	4-Isopropyl toluene µg/L	1,1,1-TCA (µg/L)	1,1,2-TCA (µg/L)	TCE (µg/L)	1,2,3-Trichloro propane (µg/L)	1,2,3-Trichloro benzene (µg/L)
			10061-02-6	563-58-6	541-73-1	106-46-7	108-10-1	75-71-8	75-71-8	100-41-4	87-68-3	98-82-8	100-42-5	127-18-4	108-88-3	75-69-4	99-87-6	71-55-6	79-00-5	79-01-6	96-18-4	87-61-6
RW-2A	12-Sep-00		<167	<167	<167	<167	<167	<167	<167	391	<167	<167	<167	<167	3,440	<167	<167	<167	<167	<167	<167	<167
	05-Dec-00		<100	400	<167	<167	<167	<100	<100	439	<100	<100	<100	<100	4,120	<100	<100	<100	<100	<100	<100	<100
	22-Mar-01		<66.7	<66.7	<100	<100	<100	<66.7	<66.7	211	<66.7	<66.7	<66.7	<66.7	1,770	<66.7	<66.7	<66.7	<66.7	<66.7	<66.7	<66.7
	15-Jun-01		<400	<400	<66.7	<66.7	<66.7	<400	<400	<400	<400	<400	<400	<400	2,300	<400	<400	<400	<400	<400	<400	<400
	06-Sep-01		<400	<100	<400	<400	<400	<100	<100	360	<100	<100	<100	<100	2,800	<100	<100	<100	<100	<100	<100	<100
	18-Dec-01		<200	<200	<100	<100	<100	<200	<200	240	<200	<200	<200	<200	2,400	<200	<200	<200	<200	<200	<200	<200
	05-Apr-02		<200	<100	<200	<200	<200	<100	<100	280	<100	<100	<100	<100	2,200	<100	<100	<100	<100	<100	<100	<100
	11-Jun-02		<200	<200	<100	<100	<100	<200	<200	290	<200	<200	<200	<200	2,300	<200	<200	<200	<200	<200	<200	<200
	26-Sep-02		<200	<200	<200	<200	<200	<200	<200	290	<200	<200	<200	<200	2,300	<200	<200	<200	<200	<200	<200	<200
	03-Jan-03		<200	<250	<200	<200	<200	<250	<250	280	<250	<250	<250	<250	1,700	<250	<250	<250	<250	<250	<250	<250
	12-Mar-03		<250	<250	<250	<250	<250	<250	<250	290	<250	<250	<250	<250	2,000	<250	<250	<250	<250	<250	<250	<250
dup	12-Mar-03		<250	<250	<250	<250	<250	<250	<250	290	<250	<250	<250	<250	2,000	<250	<250	<250	<250	<250	<250	<250
	18-Jun-03		<500	<500	<250	<250	<250	<500	<500	<500	<500	<500	<500	<500	1,400	<500	<500	<500	<500	<500	<500	<500
	17-Sep-03		<500	<250	<500	<500	<500	<250	<250	280	<250	<250	<250	<250	2,200	<250	<250	<250	<250	<250	<250	<250
	17-Dec-03		<250	<250	<250	<250	<250	<250	<250	380	<250	<250	<250	<250	2,200	<250	<250	<250	<250	<250	<250	<250
	18-Mar-04		<250	<50	<250	<250	<250	<50	<50	<50	<50	<50	<50	<50	1,700	<50	<50	<50	<50	<50	<50	<50
	24-Jun-04		<50	<50	<50	<50	<50	<50	<50	150	<50	<50	<50	<50	1,000	<50	<50	<50	<50	<50	<50	<50
	30-Sep-04		<50	<50	<50	<50	<50	<50	<50	230	<50	<50	<50	<50	980	<50	<50	<50	<50	<50	<50	<50
	22-Dec-04		<25	<25	<50	<50	<50	<25	<25	210	<25	<25	<25	<25	1,100	<25	<25	<25	<25	<25	<25	<25
	30-Mar-05		<50	<50	<25	<25	<25	<50	<50	210	<50	<50	<50	<50	1,100	<50	<50	<50	<50	<50	<50	<50
	08-Jun-05		<500	<500	<50	<50	<50	<500	<500	<500	<500	<500	<500	<500	840	<500	<500	<500	<500	<500	<500	<500
	18-Aug-05		<5.0	<5.0	<500	<500	<500	<5.0	<5.0	130	<5.0	<5.0	<5.0	<5.0	610	<5.0	<5.0	<5.0	<5.0	<5.0	<5.0	12
	30-Nov-05		<5.0	<5.0	<5.0	<5.0	<5.0	<5.0	<5.0	150	<5.0	<5.0	<5.0	<5.0	640	<5.0	<5.0	<5.0	<5.0	<5.0	<5.0	12
	24-Mar-06		<6.3	<6.3	<6.3	<6.3	<6.3	<6.3	<6.3	170	<6.3	<6.3	<6.3	<6.3	900	<6.3	<6.3	<6.3	<6.3	<6.3	<6.3	13
	15-Jun-06		<5.0	<5.0	<5.0	<5.0	<5.0	<5.0	<5.0	<5.0	<5.0	<5.0	<5.0	<5.0	65	<5.0	<5.0	<5.0	<5.0	<5.0	<5.0	10
	23-Sep-06		<5.0	<5.0	<5.0	<5.0	<5.0	<5.0	<5.0	190	<5.0	<5.0	<5.0	<5.0	810	<5.0	<5.0	<5.0	<5.0	<5.0	<5.0	16
	05-Dec-06		<5.0	<5.0	<5.0	<5.0	<5.0	<5.0	<5.0	180	<5.0	<5.0	<5.0	<5.0	830	<5.0	<5.0	<5.0	<5.0	<5.0	<5.0	11
dup	14-Mar-07		<5.0	<5.0	<5.0	<5.0	<5.0	<5.0	<5.0	140	<5.0	<5.0	<5.0	<5.0	680	<5.0	<5.0	<5.0	<5.0	<5.0	<5.0	10
	14-Mar-07		<5.0	<5.0	<5.0	<5.0	<5.0	<5.0	<5.0	120	<5.0	<5.0	<5.0	<5.0	660	<5.0	<5.0	<5.0	<5.0	<5.0	<5.0	9.6
	18-Jun-07		<5.0	<5.0	<5.0	<5.0	<5.0	<5.0	<5.0	150	<5.0	<5.0	<5.0	<5.0	710	<5.0	<5.0	<5.0	<5.0	<5.0	<5.0	7.5
	27-Sep-07		<5.0	<5.0	<5.0	<5.0	<5.0	<5.0	<5.0	190	<5.0	<5.0	<5.0	<5.0	680	<5.0	<5.0	<5.0	<5.0	<5.0	<5.0	11
	11-Dec-07		<2.5	<2.5	<2.5	<2.5	<2.5	<2.5	<2.5	120	<2.5	<2.5	<2.5	<2.5	690	<2.5	<2.5	<2.5	<2.5	<2.5	<2.5	8.3
	21-Mar-08		<5.0	<5.0	<5.0	<5.0	410	<5.0	<5.0	150	<5.0	<5.0	<5.0	<5.0	580	<5.0	<5.0	<5.0	<5.0	<5.0	<5.0	12
dup	21-Mar-08		<5.0	<5.0	<5.0	<5.0	360	<5.0	<5.0	150	<5.0	<5.0	<5.0	<5.0	580	<5.0	<5.0	<5.0	<5.0	<5.0	<5.0	12
	25-Jun-08		<5.0	<5.0	<5.0	<5.0	<100	<5.0	<5.0	190	<5.0	<5.0	<5.0	<5.0	550	<5.0	<5.0	<5.0	<5.0	<5.0	<5.0	9.6
dup	16-Sep-08		<10	<10	<10	<10	<200	<10	<10	230	<10	<10	<10	<10	810	<10	<10	<10	<10	<10	<10	14
	16-Sep-08		<10	<10	<10	<10	<200	<10	<10	200	<10	<10	<10	<10	740	<10	<10	<10	<10	<10	<10	13
	16-Dec-08		<10	<10	<10	<10	<200	<10	<10	200	<10	<10	<10	4.2 J	580	<10	<10	<10	<10	<10	<10	12
	19-Mar-09		<10	<10	<10	6.00 J	<200	<10	<10	170	<10	<10	<10	<10	880	<10	<10	<10	<10	<10	<10	25
	24-Jun-09		<5.0	<5.0	<5.0	4.2 J	<100	<5.0	<5.0	220	<5.0	<5.0	<5.0	<5.0	940	<5.0	<5.0	<5.0	<5.0	<5.0	<5.0	19
	24-Sep-09		<20 /UJ	<20 /UJ	<20 /UJ	<20 /UJ	<400 /UJ	<20 /UJ	<20 /UJ	179 /J	<100 /UJ	<20 /UJ	<20 /UJ	<20 /UJ	938 /J	<20 /UJ	<20 /UJ	<20 /UJ	<20 /UJ	<100 /UJ	<100 /UJ	26.3 J
	15-Dec-09		<20 /UJ	<20 /UJ	<20 /UJ	<20 /UJ	<400 /UJ	<20 /UJ	<20 /UJ	163 /J	<100 /UJ	<20 /UJ	<20 /UJ	<20 /UJ	931 /J	<20 /UJ	<20 /UJ	<20 /UJ	<20 /UJ	<100 /UJ	<100 /UJ	24.4 J
	24-Mar-10		<20	<20	<20	<20	<400	<20	<20	188	<100	<20	<20	<20	885	<20	<20	<20	<20	<100	<100	22.8 J
	23-Jun-10		<20	<20	<20	<20	<400	<20	<20	206	<100	<20	<20	<20	964	<20	<20	<20	<20	<100	<100	23.2 J
	15-Sep-10		<20	<20	<20	<20	<400	<20	<20	230	<100	<20	<20	<20	794	<20	<20	<20	<20	<100	<100	21.3 J
dup	15-Sep-10		<10	<10	<10	5.6 J	<200	<10	<10	324	<50	3.7 J	<10	<10	864	<10	<10	<10	<10	<50	<50	30.9 J
	15-Dec-10		<10	<10	<10	<10	<200	<10	<10	137	<50	<10	<10	<10	652	<10	<10	<10	<10	17.7 J	<50	14.4 J

US EPA ARCHIVE DOCUMENT

Appendix C
Groundwater and Surface Water Analytical Results
Former Romic Environmental Technologies Corporation
East Palo Alto, California
Groundwater Monitoring Report

Sampling Location	Date Sample Collected	Cas Number	trans 1,3-Dichloro propene (µg/L)	1,1-Dichloro propene (µg/L)	1,3-Dichloro benzene (µg/L)	1,4-Dichloro benzene (µg/L)	4-Methyl-2 pentanone µg/L	Dibromo chloro methane (µg/L)	Dichloro difluoro methane (µg/L)	Ethyl benzene (µg/L)	Hexachloro butadiene (µg/L)	Isopropyl benzene (µg/L)	Styrene (µg/L)	PCE (µg/L)	Toluene (µg/L)	Trichloro fluoro methane (µg/L)	4-Isopropyl toluene µg/L	1,1,1-TCA (µg/L)	1,1,2-TCA (µg/L)	TCE (µg/L)	1,2,3-Trichloro propane (µg/L)	1,2,3-Trichloro benzene (µg/L)
			10061-02-6	563-58-6	541-73-1	106-46-7	108-10-1	75-71-8	75-71-8	100-41-4	87-68-3	98-82-8	100-42-5	127-18-4	108-88-3	75-69-4	99-87-6	71-55-6	79-00-5	79-01-6	96-18-4	87-61-6
RW-3A	13-Sep-00		<2.0	<2.0	<2.0	<2.0	<2.0	<2.0	<2.0	<2.0	<2.0	<2.0	<2.0	<2.0	<2.0	<2.0	<2.0	<2.0	<2.0	<2.0	<2.0	<2.0
	20-Mar-01		<2.0	<2.0	<2.0	<2.0	<2.0	<2.0	<2.0	<2.0	<2.0	<2.0	<2.0	<2.0	<2.0	<2.0	<2.0	<2.0	<2.0	<2.0	<2.0	<2.0
	06-Sep-01		<2.0	<2.0	<2.0	<2.0	<2.0	<2.0	<2.0	<2.0	<2.0	<2.0	<2.0	<2.0	<2.0	<2.0	<2.0	<2.0	<2.0	<2.0	<2.0	<2.0
	03-Apr-02		<2.0	<2.0	<2.0	<2.0	<2.0	<2.0	<2.0	<2.0	<2.0	<2.0	<2.0	<2.0	<2.0	<2.0	<2.0	<2.0	<2.0	<2.0	<2.0	<2.0
	24-Sep-02		<0.50	<0.50	<0.50	<0.50	<0.50	<0.50	<0.50	<0.50	<0.50	<0.50	<0.50	<0.50	<0.50	<0.50	<0.50	<0.50	<0.50	<0.50	<0.50	<0.50
	11-Mar-03		<1.0	<1.0	<1.0	<1.0	<1.0	<1.0	<1.0	<1.0	<1.0	<1.0	<1.0	<1.0	<1.0	<1.0	<1.0	<1.0	<1.0	<1.0	<1.0	<1.0
	16-Sep-03		<2.5	<2.5	<2.5	<2.5	<2.5	<2.5	<2.5	<2.5	<2.5	<2.5	<2.5	<2.5	<2.5	<2.5	<2.5	<2.5	<2.5	<2.5	<2.5	<2.5
	17-Mar-04		<5.0	<5.0	<5.0	<5.0	<5.0	<5.0	<5.0	<5.0	<5.0	<5.0	<5.0	<5.0	<5.0	<5.0	<5.0	<5.0	<5.0	<5.0	<5.0	<5.0
	29-Sep-04		<5.0	<5.0	<5.0	<5.0	<5.0	<5.0	<5.0	<5.0	<5.0	<5.0	<5.0	<5.0	<5.0	<5.0	<5.0	<5.0	<5.0	<5.0	<5.0	<5.0
	29-Mar-05		<2.5	<2.5	<2.5	<2.5	<2.5	<2.5	<2.5	<2.5	<2.5	<2.5	<2.5	<2.5	<2.5	<2.5	<2.5	<2.5	<2.5	<2.5	<2.5	<2.5
	18-Aug-05		<0.5	<0.5	<0.5	<0.5	<0.5	<0.5	<0.5	<0.5	<0.5	<0.5	<0.5	<0.5	<0.5	<0.5	<0.5	<0.5	<0.5	<0.5	<0.5	<0.5
dup	18-Aug-05		<0.5	<0.5	<0.5	<0.5	<0.5	<0.5	<0.5	<0.5	<0.5	<0.5	<0.5	<0.5	<0.5	<0.5	<0.5	<0.5	<0.5	<0.5	<0.5	<0.5
	23-Mar-06		<0.5	<0.5	<0.5	<0.5	<0.5	<0.5	<0.5	<0.5	<0.5	<0.5	<0.5	<0.5	<0.5	<0.5	<0.5	<0.5	<0.5	<0.5	<0.5	<0.5
	22-Sep-06		<0.5	<0.5	<0.5	<0.5	<0.5	<0.5	<0.5	<0.5	<0.5	<0.5	<0.5	<0.5	<0.5	<0.5	<0.5	<0.5	<0.5	<0.5	<0.5	<0.5
	14-Mar-07		<5.0	<5.0	<5.0	<5.0	<5.0	<5.0	<5.0	<5.0	<5.0	<5.0	<5.0	<5.0	<5.0	<5.0	<5.0	<5.0	<5.0	<5.0	<5.0	<5.0
	25-Sep-07		<0.50	<0.50	<0.50	<0.50	<0.50	<1.0	<1.0	<0.50	<1.0	<0.50	<1.0	<0.50	<0.50	<1.0	<0.50	<0.50	<0.50	<1.0	<1.0	<0.50
dup	25-Sep-07		<0.50	<0.50	<0.50	<0.50	<0.50	<1.0	<1.0	<0.50	<1.0	<0.50	<1.0	<0.50	<0.50	<1.0	<0.50	<0.50	<0.50	<1.0	<1.0	<0.50
	18-Mar-08		<0.50	<0.50	<0.50	<0.50	<1.0	<0.50	<0.50	<0.50	<0.50	<0.50	<0.50	<0.50	<0.50	<0.50	<0.50	<0.50	<0.50	<0.50	<0.50	<0.50
	15-Sep-08		<5.0	<5.0	<5.0	<5.0	<100	<5.0	<5.0	<5.0	<5.0	<5.0	<5.0	<5.0	<5.0	<5.0	<5.0	<5.0	<5.0	<5.0	<5.0	<5.0
	17-Mar-09		<2.5	<2.5	<2.5	<2.5	<50	<2.5	<2.5	<2.5	<2.5	<2.5	<2.5	<2.5	<2.5	<2.5	<2.5	<2.5	<2.5	<2.5	<2.5	<2.5
	23-Sep-09		<1.0	<1.0	<1.0	<1.0	<20	<1.0	<1.0	<1.0	<5.0	<1.0	<1.0	<1.0	<1.0	<1.0	<1.0	<1.0	<1.0	<5.0	<5.0	<5.0
	23-Mar-10		<1.0	<1.0	<1.0	<1.0	<20	<1.0	<1.0	<1.0	<5.0	<1.0	<1.0	<1.0	<1.0	<1.0	<1.0	<1.0	<1.0	<5.0	<5.0	<5.0
	14-Sep-10		<1.0	<1.0	<1.0	<1.0	<20	<1.0	<1.0	<1.0	<5.0	<1.0	<1.0	<1.0	<1.0	<1.0	<1.0	<1.0	<1.0	<5.0	<5.0	<5.0

US EPA ARCHIVE DOCUMENT

Appendix C
Groundwater and Surface Water Analytical Results
Former Romic Environmental Technologies Corporation
East Palo Alto, California
Groundwater Monitoring Report

Sampling Location	Date Sample Collected	Cas Number	trans 1,3-Dichloro propene (µg/L)	1,1-Dichloro propene (µg/L)	1,3-Dichloro benzene (µg/L)	1,4-Dichloro benzene (µg/L)	4-Methyl-2 pentanone µg/L	Dibromo chloro methane (µg/L)	Dichloro difluoro methane (µg/L)	Ethyl benzene (µg/L)	Hexachloro butadiene (µg/L)	Isopropyl benzene (µg/L)	Styrene (µg/L)	PCE (µg/L)	Toluene (µg/L)	Trichloro fluoro methane (µg/L)	4-Isopropyl toluene µg/L	1,1,1-TCA (µg/L)	1,1,2-TCA (µg/L)	TCE (µg/L)	1,2,3-Trichloro propane (µg/L)	1,2,3-Trichloro benzene (µg/L)
			10061-02-6	563-58-6	541-73-1	106-46-7	108-10-1	75-71-8	75-71-8	100-41-4	87-68-3	98-82-8	100-42-5	127-18-4	108-88-3	75-69-4	99-87-6	71-55-6	79-00-5	79-01-6	96-18-4	87-61-6
RW-4A	12-Sep-00		<33.3	<33.3	<33.3	<33.3	<33.3	<33.3	<33.3	<33.3	<33.3	<33.3	<33.3	<33.3	<33.3	<33.3	<33.3	<33.3	<33.3	<33.3	<33.3	<33.3
	05-Dec-00		<2.0	<2.0	<2.0	<2.0	<2.0	<2.0	<2.0	7.33	<2.0	<2.0	<2.0	<2.0	10.3	<2.0	<2.0	<2.0	<2.0	<2.0	<2.0	4.41
	21-Mar-01		<2.0	<2.0	<2.0	<2.0	<2.0	<2.0	<2.0	5.91	<2.0	<2.0	<2.0	<2.0	9.12	<2.0	<2.0	<2.0	<2.0	<2.0	<2.0	3.22
dup	21-Mar-01		<2.0	<2.0	<2.0	<2.0	<2.0	<2.0	<2.0	5.95	<2.0	<2.0	<2.0	<2.0	8.87	<2.0	<2.0	<2.0	<2.0	<2.0	<2.0	3.17
	15-Jun-01		<2.0	<2.0	<2.0	<2.0	<2.0	<2.0	<2.0	8	<2.0	<2.0	<2.0	<2.0	18	<2.0	<2.0	<2.0	<2.0	<2.0	<2.0	5.7
	06-Sep-01		<2.0	<2.0	<2.0	<2.0	<2.0	<2.0	<2.0	12	<2.0	<2.0	<2.0	<2.0	23	<2.0	<2.0	<2.0	<2.0	<2.0	<2.0	9.1
	18-Dec-01		<2.0	<2.0	<2.0	<2.0	<2.0	<2.0	<2.0	12	<2.0	<2.0	<2.0	<2.0	22	<2.0	<2.0	<2.0	<2.0	<2.0	<2.0	7.7
	03-Apr-02		<2.0	<2.0	<2.0	<2.0	<2.0	<2.0	<2.0	5.1	<2.0	<2.0	<2.0	<2.0	6.9	<2.0	<2.0	<2.0	<2.0	<2.0	<2.0	4
	11-Jun-02		<2.0	<2.0	<2.0	<2.0	<2.0	<2.0	<2.0	11	<2.0	<2.0	<2.0	<2.0	14	<2.0	<2.0	<2.0	<2.0	<2.0	<2.0	11
	25-Sep-02		<0.50	<0.50	<0.50	0.99	<0.50	<0.50	<0.50	9.3	<0.50	0.78	0.56	<0.50	9.6	<0.50	<0.50	<0.50	<0.50	<0.50	<0.50	7.1
	02-Jan-03		<2.5	<2.5	<2.5	<2.5	<2.5	<2.5	<2.5	11	<2.5	<2.5	<2.5	<2.5	11	<2.5	<2.5	<2.5	<2.5	<2.5	<2.5	9.2
	11-Mar-03		<25	<25	<25	<25	<25	<25	<25	<25	<25	<25	<25	<25	<25	<25	<25	<25	<25	<25	<25	<25
	17-Jun-03		<2.5	<2.5	<2.5	3.4	<2.5	<2.5	<2.5	12	<2.5	<2.5	<2.5	<2.5	14	<2.5	<2.5	<2.5	4	<2.5	<2.5	8.1
	17-Sep-03		<2.5	<2.5	<2.5	<2.5	<2.5	<2.5	<2.5	15	<2.5	<2.5	<2.5	<2.5	19	<2.5	<2.5	<2.5	<2.5	<2.5	<2.5	11
	17-Dec-03		<12	<12	<12	<12	<12	<12	<12	12	<12	<12	<12	<12	14	<12	<12	<12	<12	<12	<12	<12
	17-Mar-04		<5.0	<5.0	<5.0	<5.0	<5.0	<5.0	<5.0	10	<5.0	<5.0	<5.0	<5.0	12	<5.0	<5.0	<5.0	<5.0	<5.0	<5.0	8.3
	22-Jun-04		<12	<12	<12	<12	<12	<12	<12	<12	<12	<12	<12	<12	14	<12	<12	<12	<12	<12	<12	<12
	22-Jun-04		<0.50	<0.50	0.6	1.9	<12	<12	<12	17	<12	1.6	<12	<0.50	21	<12	<0.50	<0.50	<0.50	<12	<12	16
	29-Sep-04		<2.5	<2.5	<2.5	<2.5	<2.5	<2.5	<2.5	18	<2.5	<2.5	<2.5	<2.5	23	<2.5	<2.5	<2.5	<2.5	<2.5	<2.5	16
	20-Dec-04		<200	<200	<200	<200	<200	<200	<200	<200	270	<200	<200	<200	<200	<200	<200	<200	210	<200	<200	<200
	29-Mar-05		<2.5	<2.5	<2.5	<2.5	<2.5	<2.5	<2.5	12	<2.5	<2.5	<2.5	<2.5	18	<2.5	<2.5	<2.5	<2.5	<2.5	<2.5	11
	07-Jun-05		<5.0	<5.0	<5.0	<5.0	<5.0	---	<5.0	12	---	<5.0	---	<5.0	19	---	<5.0	<5.0	<5.0	---	---	10
	18-Aug-05		<1.0	<1.0	<1.0	<1.0	<1.0	<1.0	<1.0	11	<1.0	<1.0	<1.0	<1.0	20	<1.0	<1.0	<1.0	<1.0	<1.0	<1.0	8.8
	30-Nov-05		<1.0	<1.0	<1.0	1.4	<1.0	<1.0	<1.0	12	<1.0	1.3	<1.0	<1.0	23	<1.0	<1.0	<1.0	<1.0	<1.0	<1.0	9
dup	30-Nov-05		<0.5	<0.5	0.7	1.5	<0.5	<1.0	<0.5	14	<1.0	1.6	<1.0	<0.5	26	<1.0	<0.5	<0.5	<0.5	<1.0	<1.0	9.8
	23-Mar-06		<0.5	<0.5	<0.5	1.3	<0.5	<1.0	<0.5	11	<1.0	1.6	<1.0	<0.5	22	<1.0	<0.5	<0.5	<0.5	<0.5	<0.5	10
	15-Jun-06		<0.5	<0.5	0.64	2.1	<0.5	<0.5	<0.5	18	<0.5	66	<0.5	<0.5	35	<0.5	<0.5	<0.5	<0.5	<0.5	<0.5	16
	22-Sep-06		<0.5	<0.5	1.6	4.1	<0.5	<0.5	<0.5	44	<0.5	1	<0.5	<0.5	38	<0.5	<0.5	<0.5	2.2	<0.5	<0.5	10
	05-Dec-06		<0.5	<0.5	<0.5	<0.5	<0.5	<0.5	<0.5	9.7	<0.5	1.3	<0.5	<0.5	23	<0.5	<0.5	<0.5	14	<0.5	<0.5	6.5
	15-Mar-07		<0.5	<0.5	<0.5	<0.5	<0.5	<0.5	<0.5	10	<0.5	<0.5	<0.5	<0.5	21	<0.5	<0.5	<0.5	<0.5	<0.5	<0.5	7.3
	18-Jun-07		<0.5	<0.5	<0.5	<0.5	<0.5	<0.5	<0.5	12	<0.5	1.4	<0.5	<0.5	31	<0.5	<0.5	<0.5	<0.5	<0.5	<0.5	8.9
	25-Sep-07		<0.50	<0.50	<0.50	<0.50	<0.50	<0.50	<0.50	11	<0.50	1.1	<0.50	<0.50	30	<0.50	<0.50	<0.50	<0.50	<0.50	<0.50	8.6
	11-Dec-07		<0.50	<0.50	<0.50	<0.50	<0.50	<0.50	<0.50	15	<0.50	1.3	<0.50	<0.50	42	<0.50	<0.50	<0.50	<0.50	<0.50	<0.50	10
	19-Mar-08		<0.50	<0.50	<0.50	0.78	<1.0	<0.50	<0.50	5.5	<0.50	0.86	<0.50	<0.50	15	<0.50	<0.50	<0.50	<0.50	<0.50	<0.50	5.1
	24-Jun-08		<0.50	<0.50	<0.50	<0.50	<1.0	<0.50	<0.50	5.4	<0.50	0.86	<0.50	<0.50	17	<0.50	<0.50	<0.50	<0.50	<0.50	<0.50	4.2
	17-Sep-08		<5.0	<5.0	<5.0	<5.0	<100	<5.0	<5.0	12	<5.0	<5.0	<5.0	<5.0	40	<5.0	<5.0	<5.0	<5.0	<5.0	<5.0	6.8
	16-Dec-08		<10	<10	<10	<10	<200	<10	<10	7.2 J	<10	<10	<10	6.0 J	21	<10	<10	<10	<10	<10	<10	4.6 J
	19-Mar-09		<5.0	<5.0	<5.0	<5.0	<100	<5.0	<5.0	7.0	<5.0	<5.0	<5.0	<5.0	20	<5.0	<5.0	<5.0	<5.0	<5.0	<5.0	5.5
	23-Jun-09		<5.0	<5.0	<5.0	2.5 J	<100	<5.0	<5.0	24	<5.0	<5.0	<5.0	<5.0	75	<5.0	<5.0	<5.0	<5.0	<5.0	<5.0	13
	23-Sep-09		<10	<10	<10	<10	<200	<10	<10	26.2	<50	<10	<10	<10	85.7	<10	<10	<10	<10	<50	<50	15.7 J
	15-Dec-09		<1.0	<1.0	0.50 J	1.8	<20	<1.0	<1.0	18.2	<5.0	1.3	<1.0	<1.0	60.9	<1.0	<1.0	<1.0	0.42 J	<5.0	<5.0	10.9
dup	15-Dec-09		<1.0	<1.0	0.48 J	1.8	<20	<1.0	<1.0	17.6	<5.0	1.3	<1.0	<1.0	59.1	<1.0	<1.0	<1.0	0.41 J	<5.0	<5.0	10.7
	23-Mar-10		<1.0	<1.0	0.48 J	1.7	<20	<1.0	<1.0	18.1	<5.0	1.2	<1.0	<1.0	60.8	<1.0	<1.0	<1.0	0.42 J	<5.0	<5.0	10.4
	22-Jun-10		<1.0	<1.0	0.52 J	1.9	<20	<1.0	<1.0	20.3	<5.0	1.4	<1.0	<1.0	68.3	<1.0	<1.0	<1.0	0.54 J	<5.0	<5.0	12.1
dup	22-Jun-10		<1.0	<1.0	0.52 J	1.9	<20	<1.0	<1.0	20.1	<5.0	1.4	<1.0	<1.0	68.4	<1.0	<1.0	<1.0	0.55 J	<5.0	<5.0	11.9
	14-Sep-10		<5.0	<5.0	<5.0	2.0 J	<100	<5.0	<5.0	20.3	<25	1.5 J	<5.0	<5.0	70.6	<5.0	<5.0	<5.0	<5.0	<25	<25	12.5 J
	15-Dec-10		<5.0	<5.0	<5.0	2.4 J	<100	<5.0	<5.0	25.4	<25	1.6 J	<5.0	<5.0	94.5	<5.0	<5.0	<5.0	<5.0	<25	<25	15.3 J
dup	15-Dec-10		<5.0	<5.0	<5.0	2.9 J	<100	<5.0	<5.0	30.1	<25	1.9 J	<5.0	<5.0	107	<5.0	<5.0	<5.0	<5.0	<25	<25	18.6 J

Appendix C
Groundwater and Surface Water Analytical Results
Former Romic Environmental Technologies Corporation
East Palo Alto, California
Groundwater Monitoring Report

Sampling Location	Date Sample Collected	Cas Number	trans 1,3-Dichloro propene (µg/L)	1,1-Dichloro propene (µg/L)	1,3-Dichloro benzene (µg/L)	1,4-Dichloro benzene (µg/L)	4-Methyl-2 pentanone µg/L	Dibromo chloro methane (µg/L)	Dichloro difluoro methane (µg/L)	Ethyl benzene (µg/L)	Hexachloro butadiene (µg/L)	Isopropyl benzene (µg/L)	Styrene (µg/L)	PCE (µg/L)	Toluene (µg/L)	Trichloro fluoro methane (µg/L)	4-Isopropyl toluene µg/L	1,1,1-TCA (µg/L)	1,1,2-TCA (µg/L)	TCE (µg/L)	1,2,3-Trichloro propane (µg/L)	1,2,3-Trichloro benzene (µg/L)
			10061-02-6	563-58-6	541-73-1	106-46-7	108-10-1	75-71-8	75-71-8	100-41-4	87-68-3	98-82-8	100-42-5	127-18-4	108-88-3	75-69-4	99-87-6	71-55-6	79-00-5	79-01-6	96-18-4	87-61-6
RW-5A	12-Sep-00		<8.33	<8.33	<8.33	<8.33	<8.33	<8.33	<8.33	<8.33	<8.33	<8.33	<8.33	<8.33	<8.33	<8.33	<8.33	<8.33	<8.33	<8.33	<8.33	<8.33
	12-Sep-00	dup	<8.33	<8.33	<8.33	<8.33	<8.33	<8.33	<8.33	<8.33	<8.33	<8.33	<8.33	<8.33	<8.33	<8.33	<8.33	<8.33	<8.33	<8.33	<8.33	<8.33
	05-Dec-00		<2.0	<2.0	<2.0	<2.0	<2.0	<2.0	<2.0	5.07	<2.0	<2.0	<2.0	<2.0	2.59	<2.0	<2.0	<2.0	<2.0	<2.0	<2.0	<2.0
	22-Mar-01		<6.66	<6.66	<6.66	<6.66	<6.66	<6.66	<6.66	<6.66	<6.66	<6.66	<6.66	<6.66	<6.66	<6.66	<6.66	<6.66	<6.66	<6.66	<6.66	<6.66
	15-Jun-01		<10	<10	<10	<10	<10	<10	<10	<10	<10	<10	<10	<10	<10	<10	<10	<10	<10	<10	<10	<10
	06-Sep-01		<2.0	<2.0	<2.0	<2.0	<2.0	<2.0	<2.0	<2.0	<2.0	<2.0	<2.0	<2.0	<2.0	<2.0	<2.0	<2.0	<2.0	<2.0	<2.0	<2.0
	18-Dec-01		<3.3	<3.3	<3.3	<3.3	<3.3	<3.3	<3.3	<3.3	<3.3	<3.3	<3.3	<3.3	<3.3	<3.3	<3.3	<3.3	<3.3	<3.3	<3.3	<3.3
	05-Apr-02		<3.3	<3.3	<3.3	<3.3	<3.3	<3.3	<3.3	<3.3	<3.3	<3.3	<3.3	<3.3	<3.3	<3.3	<3.3	<3.3	<3.3	<3.3	<3.3	<3.3
	11-Jun-02		<4.0	<4.0	<4.0	<4.0	<4.0	<4.0	<4.0	<4.0	<4.0	<4.0	<4.0	<4.0	<4.0	<4.0	<4.0	<4.0	<4.0	<4.0	<4.0	<4.0
	26-Sep-02		<2.5	<2.5	<2.5	<2.5	<2.5	<2.5	<2.5	<2.5	<2.5	<2.5	<2.5	<2.5	<2.5	<2.5	<2.5	<2.5	<2.5	<2.5	<2.5	<2.5
02-Jan-03		<0.50	<0.50	<0.50	<0.50	<0.50	<0.50	<0.50	0.5	<0.50	<0.50	<0.50	<0.50	<0.50	<0.50	<0.50	<0.50	<0.50	<0.50	<0.50	<0.50	
02-Jan-03	dup	<0.50	<0.50	<0.50	<0.50	<0.50	<0.50	<0.50	0.54	<0.50	<0.50	<0.50	<0.50	<0.50	<0.50	<0.50	<0.50	<0.50	<0.50	<0.50	<0.50	
11-Mar-03		<1.0	<1.0	<1.0	<1.0	<1.0	<1.0	<1.0	1.3	<1.0	<1.0	<1.0	<1.0	<1.0	<1.0	<1.0	<1.0	<1.0	<1.0	<1.0	<1.0	
17-Jun-03		<2.5	<2.5	<2.5	<2.5	<2.5	<2.5	<10	<2.5	<2.5	<2.5	<2.5	<2.5	<2.5	<2.5	<2.5	<2.5	<2.5	0.5	<2.5	<2.5	
19-Sep-03		<1.0	<1.0	<1.0	<1.0	<1.0	<1.0	<1.0	1.2	<1.0	<1.0	<1.0	<1.0	<1.0	<1.0	<1.0	<1.0	<1.0	<1.0	<1.0	<1.0	
17-Dec-03		<2.5	<2.5	<2.5	<2.5	<2.5	<2.5	<2.5	<2.5	<2.5	<2.5	<2.5	<2.5	<2.5	<2.5	<2.5	<2.5	<2.5	<2.5	<2.5	<2.5	
17-Mar-04		<1.0	<1.0	<1.0	<1.0	<1.0	<1.0	<1.0	<1.0	<1.0	<1.0	<1.0	<1.0	<1.0	<1.0	<1.0	<1.0	<1.0	<1.0	<1.0	<1.0	
22-Jun-04		<2.5	<2.5	<2.5	<2.5	<2.5	<2.5	<2.5	<2.5	<2.5	<2.5	<2.5	<2.5	<2.5	<2.5	<2.5	<2.5	<2.5	<2.5	<2.5	<2.5	
28-Sep-04		<0.50	<0.50	<0.50	<0.50	<0.50	<0.50	0.5	<0.50	<0.50	<0.50	<0.50	<0.50	<0.50	<0.50	<0.50	<0.50	<0.50	<0.50	<0.50	<0.50	
20-Dec-04		<2.5	<2.5	<2.5	<2.5	<2.5	<2.5	<2.5	<2.5	<2.5	<2.5	<2.5	<2.5	<2.5	<2.5	<2.5	<2.5	<2.5	<2.5	<2.5	<2.5	
28-Mar-05		<2.5	<2.5	<2.5	<2.5	<2.5	<2.5	<2.5	<2.5	<2.5	<2.5	<2.5	<2.5	<2.5	<2.5	<2.5	<2.5	<2.5	<2.5	<2.5	<2.5	
07-Jun-05		<5.0	<5.0	<5.0	<5.0	<5.0	<5.0	<5.0	<5.0	<5.0	<5.0	<5.0	<5.0	<5.0	<5.0	<5.0	<5.0	<5.0	<5.0	<5.0	<5.0	
18-Aug-05		<0.5	<0.5	<0.5	<0.5	<0.5	<0.5	<0.5	<0.5	<0.5	<0.5	<0.5	<0.5	<0.5	0.6	<0.5	<0.5	<0.5	<0.5	<0.5	<0.5	
29-Nov-05		<0.5	<0.5	<0.5	<0.5	<0.5	<0.5	<0.5	<0.5	<0.5	<0.5	<0.5	<0.5	<0.5	0.7	<0.5	<0.5	<0.5	<0.5	<0.5	<0.5	
23-Mar-06		<0.5	<0.5	<0.5	<0.5	<0.5	<0.5	<0.5	<0.5	0.6	<0.5	<0.5	<0.5	<0.5	2.4	<0.5	<0.5	<0.5	<0.5	<0.5	<0.5	
15-Jun-06		<0.5	<0.5	<0.5	<0.5	<0.5	<0.5	<1.0	<0.5	1.4	<0.5	<0.5	<0.5	<0.5	5.6	<0.5	<0.5	<0.5	1.4	<0.5	<0.5	
15-Jun-06		<0.5	<0.5	<0.5	<0.5	<0.5	<0.5	<1.0	<0.5	1.8	<0.5	<0.5	<0.5	<0.5	7.2	<0.5	<0.5	<0.5	1.7	<0.5	<0.5	
21-Sep-06		<0.5	<0.5	<0.5	<0.5	<0.5	<0.5	<1.0	<0.5	0.54	<0.5	<0.5	<0.5	<0.5	3.5	<0.5	<0.5	<0.5	<0.5	<0.5	<0.5	
05-Dec-06		<0.5	<0.5	<0.5	<0.5	<0.5	<0.5	<1.0	<0.5	0.53	<0.5	<0.5	<0.5	<0.5	3.1	<0.5	<0.5	<0.5	9.7	<0.5	<0.5	
13-Mar-07		<2.5	<2.5	<2.5	<2.5	<2.5	<2.5	5.4	<2.5	<2.5	<2.5	<2.5	<2.5	<2.5	<2.5	<2.5	<2.5	<2.5	<2.5	<2.5	6	
13-Mar-07	dup	<2.5	<2.5	<2.5	<2.5	<2.5	<2.5	<5.0	<2.5	<2.5	<2.5	<2.5	<2.5	<2.5	<2.5	<2.5	<2.5	<2.5	<2.5	<2.5	<2.5	
18-Jun-07		<0.5	<0.5	<0.5	<0.5	<0.5	<0.5	<1.0	<0.5	0.71	<0.5	<0.5	<0.5	<0.5	5	<0.5	<0.5	<0.5	0.44 J	<0.5	<0.5	
27-Sep-07		<0.50	<0.50	<0.50	<0.50	<0.50	<0.50	<1.0	<0.50	<0.50	<0.50	<0.50	<0.50	<0.50	1.5	<0.50	<0.50	<0.50	<0.50	<0.50	<0.50	
11-Dec-07		<0.50	<0.50	<0.50	<0.50	<0.50	<0.50	<1.0	<0.50	<0.50	<0.50	<0.50	<0.50	<0.50	0.59	<0.50	<0.50	<0.50	<0.50	<0.50	<0.50	
19-Mar-08		<0.50	<0.50	<0.50	<0.50	<10	<1.0	<1.0	12	<0.50	<0.50	<0.50	<0.50	<0.50	0.59	<0.50	<0.50	<0.50	<0.50	<0.50	<0.50	
24-Jun-08		<0.50	<0.50	<0.50	<0.50	<10	<1.0	<1.0	10	<0.50	<0.50	<0.50	<0.50	<0.50	0.44	<0.50	<0.50	<0.50	<0.50	<0.50	<0.50	
18-Sep-08		<0.50	<0.50	<0.50	<0.50	<10	<0.50	<0.50	<0.50	<0.50	<0.50	<0.50	<0.50	<0.50	0.43 J	<0.50	<0.50	<0.50	<0.50	<0.50	<0.50	
16-Dec-08		<10	<10	<10	<10	<200	<10	<10	<10	<10	<10	<10	<10	6.8 J	<10	<10	<10	<10	<10	<10	<10	
17-Mar-09		<2.5	<2.5	<2.5	<2.5	<50	<2.5	<2.5	<2.5	<2.5	<2.5	<2.5	<2.5	<2.5	<2.5	<2.5	<2.5	<2.5	<2.5	<2.5	<2.5	
23-Jun-09		<2.5	<2.5	<2.5	<2.5	<50	<2.5	<2.5	<2.5	<2.5	<2.5	<2.5	<2.5	<2.5	<2.5	<2.5	<2.5	<2.5	<2.5	<2.5	<2.5	
23-Sep-09		<1.0	<1.0	<1.0	<1.0	<20	<1.0	<1.0	<1.0	<5.0	<1.0	<1.0	<1.0	<1.0	<1.0	<1.0	<1.0	<1.0	<5.0	<5.0	<5.0	
15-Dec-09		<1.0	<1.0	<1.0	<1.0	<20	<1.0	<1.0	<1.0	<5.0	<1.0	<1.0	<1.0	<1.0	<1.0	<1.0	<1.0	<1.0	<5.0	<5.0	<5.0	
23-Mar-10		<1.0	<1.0	<1.0	<1.0	<20	<1.0	<1.0	<1.0	<5.0	<1.0	<1.0	<1.0	<1.0	<1.0	<1.0	<1.0	<1.0	<5.0	<5.0	<5.0	
22-Jun-10		<1.0	<1.0	<1.0	<1.0	<20	<1.0	<1.0	<1.0	<5.0	<1.0	<1.0	<1.0	<1.0	<1.0	<1.0	<1.0	<1.0	<5.0	<5.0	<5.0	
14-Sep-10		<1.0	<1.0	<1.0	<1.0	<20	<1.0	<1.0	<1.0	<5.0	<1.0	<1.0	<1.0	<1.0	<1.0	<1.0	<1.0	<1.0	<5.0	<5.0	<5.0	
15-Dec-10		<1.0	<1.0	<1.0	<1.0	<20	<1.0	<1.0	<1.0	<5.0	<1.0	<1.0	<1.0	<1.0	<1.0	<1.0	<1.0	<1.0	<5.0	<5.0	<5.0	

US EPA ARCHIVE DOCUMENT

Appendix C
Groundwater and Surface Water Analytical Results
Former Romic Environmental Technologies Corporation
East Palo Alto, California
Groundwater Monitoring Report

Sampling Location	Date Sample Collected	Cas Number	trans 1,3-Dichloro propene (µg/L)	1,1-Dichloro propene (µg/L)	1,3-Dichloro benzene (µg/L)	1,4-Dichloro benzene (µg/L)	4-Methyl-2 pentanone µg/L	Dibromo chloro methane (µg/L)	Dichloro difluoro methane (µg/L)	Ethyl benzene (µg/L)	Hexachloro butadiene (µg/L)	Isopropyl benzene (µg/L)	Styrene (µg/L)	PCE (µg/L)	Toluene (µg/L)	Trichloro fluoro methane (µg/L)	4-Isopropyl toluene µg/L	1,1,1-TCA (µg/L)	1,1,2-TCA (µg/L)	TCE (µg/L)	1,2,3-Trichloro propane (µg/L)	1,2,3-Trichloro benzene (µg/L)
			10061-02-6	563-58-6	541-73-1	106-46-7	108-10-1	75-71-8	75-71-8	100-41-4	87-68-3	98-82-8	100-42-5	127-18-4	108-88-3	75-69-4	99-87-6	71-55-6	79-00-5	79-01-6	96-18-4	87-61-6
RW-6A	12-Sep-00		<2.0	<2.0	<2.0	<2.0	<2.0	<2.0	<2.0	<2.0	<2.0	<2.0	<2.0	<2.0	<2.0	<2.0	<2.0	<2.0	<2.0	<2.0	<2.0	<2.0
	05-Dec-00		<2.0	<2.0	<2.0	<2.0	<2.0	<2.0	<2.0	<2.0	<2.0	<2.0	<2.0	<2.0	<2.0	<2.0	<2.0	<2.0	<2.0	<2.0	<2.0	<2.0
	21-Mar-01		<2.0	<2.0	<2.0	<2.0	<2.0	<2.0	<2.0	<2.0	<2.0	<2.0	<2.0	<2.0	<2.0	<2.0	<2.0	<2.0	<2.0	<2.0	<2.0	<2.0
	15-Jun-01		<2.0	<2.0	<2.0	<2.0	<2.0	<2.0	<2.0	<2.0	<2.0	<2.0	<2.0	<2.0	<2.0	<2.0	<2.0	<2.0	<2.0	<2.0	<2.0	<2.0
	06-Sep-01		<2.0	<2.0	<2.0	<2.0	<2.0	<2.0	<2.0	<2.0	<2.0	<2.0	<2.0	<2.0	<2.0	<2.0	<2.0	<2.0	<2.0	<2.0	<2.0	<2.0
	19-Dec-01		<2.0	<2.0	<2.0	<2.0	<2.0	<2.0	<2.0	<2.0	<2.0	<2.0	<2.0	<2.0	<2.0	<2.0	<2.0	<2.0	<2.0	<2.0	<2.0	<2.0
	03-Apr-02		<2.0	<2.0	<2.0	<2.0	<2.0	<2.0	<2.0	<2.0	<2.0	<2.0	<2.0	<2.0	<2.0	<2.0	<2.0	<2.0	<2.0	<2.0	<2.0	<2.0
	11-Jun-02		<2.0	<2.0	<2.0	<2.0	<2.0	<2.0	<2.0	<2.0	<2.0	<2.0	<2.0	<2.0	<2.0	<2.0	<2.0	<2.0	<2.0	<2.0	<2.0	<2.0
	24-Sep-02		<0.50	<0.50	<0.50	<0.50	<0.50	<0.50	<0.50	<0.50	<0.50	<0.50	<0.50	<0.50	<0.50	<0.50	<0.50	<0.50	<0.50	<0.50	<0.50	<0.50
	02-Jan-03		<0.50	<0.50	<0.50	<0.50	<0.50	<0.50	<0.50	<0.50	<0.50	<0.50	<0.50	<0.50	<0.50	<0.50	<0.50	<0.50	<0.50	<0.50	<0.50	<0.50
	12-Mar-03		<2.5	<2.5	<2.5	<2.5	<2.5	<2.5	<2.5	<2.5	<2.5	<2.5	<2.5	<2.5	<2.5	<2.5	<2.5	<2.5	<2.5	<2.5	<2.5	<2.5
	16-Sep-03		<0.50	<0.50	<0.50	<0.50	<0.50	<0.50	<0.50	<0.50	<0.50	<0.50	<0.50	<0.50	<0.50	<0.50	<0.50	<0.50	<0.50	<0.50	<0.50	<0.50
	17-Mar-04		<0.50	<0.50	<0.50	<0.50	<0.50	<0.50	<0.50	<0.50	<0.50	<0.50	<0.50	<0.50	<0.50	<0.50	<0.50	<0.50	<0.50	<0.50	<0.50	<0.50
	28-Sep-04		<2.5	<2.5	<2.5	<2.5	<2.5	<2.5	<2.5	<2.5	<2.5	<2.5	<2.5	<2.5	<2.5	<2.5	<2.5	<2.5	<2.5	<2.5	<2.5	<2.5
	29-Mar-05		<0.50	<0.50	<0.50	<0.50	<0.50	<0.50	<0.50	<0.50	<0.50	<0.50	<0.50	<0.50	<0.50	<0.50	<0.50	<0.50	0.68	<0.50	<0.50	<0.50
	17-Aug-05		<0.5	<0.5	<0.5	<0.5	<0.5	<0.5	<0.5	<0.5	<0.5	<0.5	<0.5	<0.5	<0.5	<0.5	<0.5	<0.5	<0.5	<0.5	<0.5	<0.5
	23-Mar-06		<0.5	<0.5	<0.5	<0.5	<0.5	<0.5	<0.5	<0.5	<0.5	<0.5	<0.5	<0.5	<0.5	<0.5	<0.5	<0.5	<0.5	<0.5	<0.5	<0.5
	21-Sep-06		<0.5	<0.5	<0.5	<0.5	<0.5	<0.5	<0.5	<0.5	<0.5	<0.5	<0.5	<0.5	<0.5	<0.5	<0.5	<0.5	<0.5	<0.5	<0.5	<0.5
	15-Mar-07		<0.5	<0.5	<0.5	<0.5	<0.5	<0.5	<0.5	<0.5	<0.5	<0.5	<0.5	<0.5	<0.5	<0.5	<0.5	<0.5	<0.5	<0.5	<0.5	<0.5
	24-Sep-07		<0.50	<0.50	<0.50	<0.50	<0.50	<0.50	<0.50	<0.50	<0.50	<0.50	<0.50	<0.50	<0.50	<0.50	<0.50	<0.50	<0.50	<0.50	<0.50	<0.50
	18-Mar-08		<0.50	<0.50	<0.50	<0.50	<10	<0.50	<0.50	<0.50	<0.50	<0.50	<0.50	<0.50	<0.50	<0.50	<0.50	<0.50	<0.50	<0.50	<0.50	<0.50
	16-Sep-08		<5.0	<5.0	<5.0	<5.0	<100	<5.0	<5.0	<5.0	<5.0	<5.0	<5.0	<5.0	<5.0	<5.0	<5.0	<5.0	<5.0	<5.0	<5.0	<5.0
	16-Mar-09		<5.0	<5.0	<5.0	<5.0	<100	<5.0	<5.0	<5.0	<5.0	<5.0	<5.0	<5.0	<5.0	<5.0	<5.0	<5.0	<5.0	<5.0	<5.0	<5.0
	22-Sep-09		<1.0	<1.0	<1.0	<1.0	<20	<1.0	<1.0	<1.0	<5.0	<1.0	<1.0	<1.0	<1.0	<1.0	<1.0	<1.0	<1.0	<5.0	<5.0	<5.0
	23-Mar-10		<1.0	<1.0	<1.0	<1.0	<20	<1.0	<1.0	<1.0	<5.0	<1.0	<1.0	<1.0	<1.0	<1.0	<1.0	<1.0	<1.0	<5.0	<5.0	<5.0
	14-Sep-10		<1.0	<1.0	<1.0	<1.0	<20	<1.0	<1.0	<1.0	<5.0	<1.0	<1.0	<1.0	<1.0	<1.0	<1.0	<1.0	<1.0	<5.0	<5.0	<5.0

US EPA ARCHIVE DOCUMENT

Appendix C
Groundwater and Surface Water Analytical Results
Former Romic Environmental Technologies Corporation
East Palo Alto, California
Groundwater Monitoring Report

Sampling Location	Date Sample Collected	Cas Number	trans 1,3-Dichloro propene (µg/L)	1,1-Dichloro propene (µg/L)	1,3-Dichloro benzene (µg/L)	1,4-Dichloro benzene (µg/L)	4-Methyl-2 pentanone µg/L	Dibromo chloro methane (µg/L)	Dichloro difluoro methane (µg/L)	Ethyl benzene (µg/L)	Hexachloro butadiene (µg/L)	Isopropyl benzene (µg/L)	Styrene (µg/L)	PCE (µg/L)	Toluene (µg/L)	Trichloro fluoro methane (µg/L)	4-Isopropyl toluene µg/L	1,1,1-TCA (µg/L)	1,1,2-TCA (µg/L)	TCE (µg/L)	1,2,3-Trichloro propane (µg/L)	1,2,3-Trichloro benzene (µg/L)
			10061-02-6	563-58-6	541-73-1	106-46-7	108-10-1	75-71-8	75-71-8	100-41-4	87-68-3	98-82-8	100-42-5	127-18-4	108-88-3	75-69-4	99-87-6	71-55-6	79-00-5	79-01-6	96-18-4	87-61-6
RW-7A	12-Sep-00		<2.0	<2.0	<2.0	<2.0	<2.0	<2.0	<2.0	<2.0	<2.0	<2.0	<2.0	<2.0	<2.0	<2.0	<2.0	<2.0	<2.0	<2.0	<2.0	<2.0
	05-Dec-00		<2.0	<2.0	<2.0	<2.0	<2.0	<2.0	<2.0	<2.0	<2.0	<2.0	<2.0	<2.0	<2.0	<2.0	<2.0	<2.0	<2.0	<2.0	<2.0	<2.0
	21-Mar-01		<2.0	<2.0	<2.0	<2.0	<2.0	<2.0	<2.0	<2.0	<2.0	<2.0	<2.0	<2.0	<2.0	<2.0	<2.0	<2.0	<2.0	<2.0	<2.0	<2.0
	15-Jun-01		<2.0	<2.0	<2.0	<2.0	<2.0	<2.0	<2.0	<2.0	<2.0	<2.0	<2.0	<2.0	<2.0	<2.0	<2.0	<2.0	<2.0	<2.0	<2.0	<2.0
dup	15-Jun-01		<2.0	<2.0	<2.0	<2.0	<2.0	<2.0	<2.0	<2.0	<2.0	<2.0	<2.0	<2.0	<2.0	<2.0	<2.0	<2.0	<2.0	<2.0	<2.0	<2.0
	05-Sep-01		<2.0	<2.0	<2.0	<2.0	<2.0	<2.0	<2.0	<2.0	<2.0	<2.0	<2.0	<2.0	<2.0	<2.0	<2.0	<2.0	<2.0	<2.0	<2.0	<2.0
dup	05-Sep-01		<2.0	<2.0	<2.0	<2.0	<2.0	<2.0	<2.0	<2.0	<2.0	<2.0	<2.0	<2.0	<2.0	<2.0	<2.0	<2.0	<2.0	<2.0	<2.0	<2.0
	18-Dec-01		<2.0	<2.0	<2.0	<2.0	<2.0	<2.0	<2.0	<2.0	<2.0	<2.0	<2.0	<2.0	<2.0	<2.0	<2.0	<2.0	<2.0	<2.0	<2.0	<2.0
	01-Apr-02		<2.0	<2.0	<2.0	<2.0	<2.0	<2.0	<2.0	<2.0	<2.0	<2.0	<2.0	<2.0	<2.0	<2.0	<2.0	<2.0	<2.0	<2.0	<2.0	<2.0
	11-Jun-02		<2.0	<2.0	<2.0	<2.0	<2.0	<2.0	<2.0	<2.0	<2.0	<2.0	<2.0	<2.0	<2.0	<2.0	<2.0	<2.0	<2.0	<2.0	<2.0	<2.0
dup	11-Jun-02		<2.0	<2.0	<2.0	<2.0	<2.0	<2.0	<2.0	<2.0	<2.0	<2.0	<2.0	<2.0	<2.0	<2.0	<2.0	<2.0	<2.0	<2.0	<2.0	<2.0
	24-Sep-02		<0.50	<0.50	<0.50	<0.50	<0.50	<0.50	<0.50	<0.50	<0.50	<0.50	<0.50	<0.50	<0.50	<0.50	<0.50	<0.50	<0.50	<0.50	<0.50	<0.50
	02-Jan-03		<0.50	<0.50	<0.50	<0.50	<0.50	<0.50	<0.50	<0.50	<0.50	<0.50	<0.50	<0.50	<0.50	<0.50	<0.50	<0.50	<0.50	<0.50	<0.50	<0.50
	11-Mar-03		<0.50	<0.50	<0.50	<0.50	<0.50	<0.50	<0.50	<0.50	<0.50	<0.50	<0.50	<0.50	<0.50	<0.50	<0.50	<0.50	<0.50	<0.50	<0.50	<0.50
	16-Sep-03		<0.50	<0.50	<0.50	<0.50	<0.50	<0.50	<0.50	<0.50	<0.50	<0.50	<0.50	<0.50	<0.50	<0.50	<0.50	<0.50	<0.50	<0.50	<0.50	<0.50
	28-Sep-04		<0.50	<0.50	<0.50	<0.50	<0.50	<0.50	<0.50	<0.50	<0.50	<0.50	<0.50	<0.50	<0.50	<0.50	<0.50	<0.50	<0.50	<0.50	<0.50	<0.50
	16-Aug-05		<0.5	<0.5	<0.5	<0.5	<0.5	<0.5	<0.5	<0.5	<0.5	<0.5	<0.5	<0.5	<0.5	<0.5	<0.5	<0.5	<0.5	<0.5	<0.5	<0.5
	22-Mar-06		<0.5	<0.5	<0.5	<0.5	<0.5	<0.5	<0.5	<0.5	<0.5	<0.5	<0.5	<0.5	<0.5	<0.5	<0.5	<0.5	<0.5	<0.5	<0.5	<0.5
	21-Sep-06		<0.5	<0.5	<0.5	<0.5	<0.5	<0.5	<0.5	<0.5	<0.5	<0.5	<0.5	<0.5	<0.5	<0.5	<0.5	<0.5	<0.5	<0.5	<0.5	<0.5
	24-Sep-07		<0.50	<0.50	<0.50	<0.50	<0.50	<0.50	<0.50	<0.50	<0.50	<0.50	<0.50	<0.50	<0.50	<0.50	<0.50	<0.50	<0.50	<0.50	<0.50	<0.50
	18-Mar-08		<0.50	<0.50	<0.50	<0.50	<0.50	<0.50	<0.50	<0.50	<0.50	<0.50	<0.50	<0.50	<0.50	<0.50	<0.50	<0.50	<0.50	<0.50	<0.50	<0.50
	15-Sep-08		<0.50	<0.50	<0.50	<0.50	<10	<0.50	<0.50	<0.50	<0.50	<0.50	<0.50	<0.50	<0.50	<0.50	<0.50	<0.50	<0.50	<0.50	<0.50	<0.50
dup	15-Sep-08		<0.50	<0.50	<0.50	<0.50	<10	<0.50	<0.50	<0.50	<0.50	<0.50	<0.50	<0.50	<0.50	<0.50	<0.50	<0.50	<0.50	<0.50	<0.50	<0.50
	21-Sep-09		<1.0	<1.0	<1.0	<1.0	<5.0	<1.0	<2.0	<1.0	<2.0	<1.0	<1.0	<1.0	<1.0	<2.0	<1.0	<1.0	<1.0	<2.0	<1.0	<2.0
	13-Sep-10		<1.0	<1.0	<1.0	<1.0	<20	<1.0	<1.0	<1.0	<5.0	<1.0	<1.0	<1.0	<1.0	<1.0	<1.0	<1.0	<1.0	<5.0	<5.0	<5.0

US EPA ARCHIVE DOCUMENT

Appendix C
Groundwater and Surface Water Analytical Results
Former Romic Environmental Technologies Corporation
East Palo Alto, California
Groundwater Monitoring Report

Sampling Location	Date Sample Collected	Cas Number	trans 1,3-Dichloro propene (µg/L)	1,1-Dichloro propene (µg/L)	1,3-Dichloro benzene (µg/L)	1,4-Dichloro benzene (µg/L)	4-Methyl-2 pentanone µg/L	Dibromo chloro methane (µg/L)	Dichloro difluoro methane (µg/L)	Ethyl benzene (µg/L)	Hexachloro butadiene (µg/L)	Isopropyl benzene (µg/L)	Styrene (µg/L)	PCE (µg/L)	Toluene (µg/L)	Trichloro fluoro methane (µg/L)	4-Isopropyl toluene µg/L	1,1,1-TCA (µg/L)	1,1,2-TCA (µg/L)	TCE (µg/L)	1,2,3-Trichloro propane (µg/L)	1,2,3-Trichloro benzene (µg/L)
			10061-02-6	563-58-6	541-73-1	106-46-7	108-10-1	75-71-8	75-71-8	100-41-4	87-68-3	98-82-8	100-42-5	127-18-4	108-88-3	75-69-4	99-87-6	71-55-6	79-00-5	79-01-6	96-18-4	87-61-6
RW-8A	13-Sep-00		<2.0	<2.0	<2.0	<2.0	<2.0	<2.0	<2.0	3.29	<2.0	<2.0	<2.0	<2.0	<2.0	<2.0	<2.0	<2.0	25.9	<2.0	<2.0	<2.0
	23-Mar-01		<2.0	<2.0	<2.0	<2.0	<2.0	<2.0	<2.0	<2.0	<2.0	<2.0	<2.0	<2.0	<2.0	<2.0	<2.0	<2.0	8.79	<2.0	<2.0	<2.0
	06-Sep-01		<2.0	<2.0	<2.0	<2.0	<2.0	<2.0	<2.0	11	<2.0	<2.0	<2.0	<2.0	<2.0	<2.0	<2.0	<2.0	4.5	<2.0	<2.0	<2.0
	04-Apr-02		<2.0	<2.0	<2.0	<2.0	<2.0	<2.0	<2.0	2.3	<2.0	<2.0	16	<2.0	4.4	<2.0	<2.0	<2.0	<2.0	<2.0	<2.0	<2.0
	25-Sep-02		<0.50	<0.50	<0.50	<0.50	<0.50	---	---	11	---	<0.50	---	0.99	4.2	---	<0.50	<0.50	8	---	---	0.5
dup	25-Sep-02		<0.50	<0.50	<0.50	<0.50	<0.50	---	---	7.7	---	<0.50	---	0.69	2.5	---	<0.50	<0.50	5.6	---	---	0.5
	11-Mar-03		<1.0	<1.0	<1.0	<1.0	<1.0	<1.0	<1.0	1.1	<1.0	<1.0	<1.0	<1.0	<1.0	<1.0	<1.0	<1.0	5.7	<1.0	<1.0	<1.0
	17-Sep-03		<0.50	<0.50	<0.50	<0.50	<0.50	<0.50	<0.50	4.2	<0.50	<0.50	<0.50	0.5	0.82	<0.50	<0.50	<0.50	<0.50	<0.50	<0.50	<0.50
	17-Mar-04		<5.0	<5.0	<5.0	<5.0	<5.0	<5.0	<5.0	<5.0	<5.0	<5.0	<5.0	<5.0	<5.0	<5.0	<5.0	<5.0	7.5	<5.0	<5.0	<5.0
	23-Jun-04		<0.50	<0.50	<0.50	<0.50	<0.50	<0.50	0.86	3.4	<0.50	<0.50	<0.50	<0.50	1	<0.50	<0.50	<0.50	3.8	<0.50	<0.50	<0.50
	29-Sep-04		<0.50	<0.50	<0.50	<0.50	<0.50	<0.50	<0.50	6.9	<0.50	<0.50	<0.50	0.61	2	<0.50	<0.50	<0.50	9.7	<0.50	<0.50	0.96
	28-Mar-05		<5.0	<5.0	<5.0	<5.0	<5.0	<5.0	<5.0	82	<5.0	<5.0	<5.0	9.3	140	<5.0	<5.0	<5.0	12	<5.0	<5.0	280
dup	07-Jun-05		<500	<500	<500	<500	<500	<500	<500	<500	<500	<500	<500	890	<500	<500	<500	<500	2,500	<500	<500	<500
	07-Jun-05		<500	<500	<500	<500	<500	<500	<500	<500	<500	<500	<500	990	<500	<500	<500	<500	2,500	<500	<500	<500
	19-Aug-05		<0.5	<0.5	<0.5	<0.5	<0.5	<0.5	<0.5	1.7	<0.5	<0.5	<0.5	1	<0.5	<0.5	<0.5	<0.5	3.6	<0.5	<0.5	<0.5
	29-Nov-05		<1.0	<1.0	<1.0	<1.0	<1.0	<1.0	<1.0	7	<1.0	<1.0	<1.0	<1.0	1.4	<1.0	<1.0	<1.0	14	<1.0	<1.0	<1.0
	24-Mar-06		<5.0	<5.0	<5.0	<5.0	<5.0	<5.0	<5.0	7	<5.0	<5.0	<5.0	<5.0	<5.0	<5.0	<5.0	<5.0	10	<5.0	<5.0	<5.0
	15-Jun-06		<0.5	<0.5	<0.5	<0.5	<0.5	<0.5	<0.5	4.1	<0.5	<0.5	<0.5	1.7	4.3	<0.5	<0.5	<0.5	8.8	<0.5	<0.5	<0.5
	23-Sep-06		<0.5	<0.5	<0.5	<0.5	<0.5	<0.5	<0.5	120	<0.5	2.6	<0.5	1.7	44	<0.5	<0.5	0.54	0.54	<0.5	<0.5	30
dup	05-Dec-06		<0.5	<0.5	<0.5	<0.5	<0.5	<0.5	<0.5	23	<0.5	0.89	<0.5	1.1	4.8	<0.5	<0.5	0.54	7.9	<0.5	<0.5	11
	05-Dec-06		<0.5	<0.5	<0.5	<0.5	<0.5	<0.5	<0.5	22	<0.5	0.88	<0.5	1.3	5.1	<0.5	<0.5	0.54	14	<0.5	<0.5	11
	15-Mar-07		<5.0	<5.0	<5.0	<5.0	<5.0	<5.0	<5.0	12	<5.0	<5.0	<5.0	<5.0	24	<5.0	<5.0	<5.0	<5.0	<5.0	<5.0	<5.0
	18-Jun-07		<10	<10	<5.0	<5.0	200	<5.0	<5.0	47	<5.0	<10	<5.0	9.6	190	<5.0	98	<10	14	<5.0	<5.0	10
	27-Sep-07		<10	<10	<5.0	<5.0	37	<5.0	<5.0	18	<5.0	<10	<5.0	11	230	<5.0	27	<10	16	<5.0	<5.0	6.7
	11-Dec-07		<2.5	<2.5	<2.5	<2.5	<2.5	<2.5	<2.5	19	<2.5	<2.5	<2.5	7.8	100	<2.5	<2.5	<2.5	9.3	<2.5	<2.5	7
	18-Mar-08		<1.0	<1.0	<1.0	<1.0	<20	<1.0	40	6.5	<1.0	<1.0	<1.0	1.6	43	<1.0	9.2	<1.0	2	<1.0	<1.0	1.7
	25-Jun-08		<5.0	<5.0	<5.0	<5.0	<100	<5.0	<5.0	18	<5.0	<5.0	<5.0	<5.0	84	<5.0	21	<5.0	<5.0	<5.0	<5.0	7.5
	17-Sep-08		<2.5	1.2	<2.5	<2.5	<50	<2.5	<2.5	10	<2.5	<2.5	<2.5	6.8	200	<2.5	18	<2.5	10	<2.5	<2.5	1.6
	17-Dec-08		<2.5	<2.5	<2.5	<2.5	<50	<2.5	<2.5	1.4 J	<2.5	<2.5	<2.5	3.4	18	<2.5	<2.5	<2.5	2.2 J	<2.5	<2.5	<2.5
	19-Mar-09		<25	<25	<25	<25	<500	<25	<25	24.5 J	<25	<25	<25	<25	280	<25	70	<25	28	<25	<25	<25
	24-Jun-09		<10	<10	<10	<10	<200	<10	<10	23	<10	<10	<10	4.4 J	240	<10	18	<10	7.8 J	<10	<10	<10
dup	24-Sep-09		<100	<100	<100	<100	<2,000	<100	<100	48.0 J	<500	<100	<100	<100	152	<100	<100	<100	<100	<500	<500	<500
	24-Sep-09		<100	<100	<100	<100	<2,000	<100	<100	51.2 J	<500	<100	<100	<100	168	<100	<100	<100	<100	<500	<500	<500
	16-Dec-09		<100	<100	<100	<100	<2,000	<100	<100	<100	<500	<100	<100	<100	104	<100	<100	<100	<100	<500	<500	<500
	24-Mar-10		<100	<100	<100	<100	<2,000	<100	<100	31.3 J	<500	<100	<100	<100	107	<100	<100	<100	<100	<500	<500	<500
	23-Jun-10		<100	<100	<100	<100	<2,000	<100	<100	59.9 J	<500	<100	<100	<100	273	<100	26.0 J	<100	<100	<500	<500	<500
	15-Sep-10		<50	<50	<50	<50	<1,000	<50	<50	27.1 J	<250	<50	<50	<50	89.9	<50	<50	<50	<50	<250	<250	<250
	15-Dec-10		<50	<50	<50	<50	<1,000	<50	<50	34.8 J	<250	<50	<50	<50	45.5 J	<50	<50	<50	<50	<250	<250	<250

US EPA ARCHIVE DOCUMENT

Appendix C
Groundwater and Surface Water Analytical Results
Former Romic Environmental Technologies Corporation
East Palo Alto, California
Groundwater Monitoring Report

Sampling Location	Date Sample Collected	Cas Number	trans 1,3-Dichloro propene (µg/L)	1,1-Dichloro propene (µg/L)	1,3-Dichloro benzene (µg/L)	1,4-Dichloro benzene (µg/L)	4-Methyl-2 pentanone µg/L	Dibromo chloro methane (µg/L)	Dichloro difluoro methane (µg/L)	Ethyl benzene (µg/L)	Hexachloro butadiene (µg/L)	Isopropyl benzene (µg/L)	Styrene (µg/L)	PCE (µg/L)	Toluene (µg/L)	Trichloro fluoro methane (µg/L)	4-Isopropyl toluene µg/L	1,1,1-TCA (µg/L)	1,1,2-TCA (µg/L)	TCE (µg/L)	1,2,3-Trichloro propane (µg/L)	1,2,3-Trichloro benzene (µg/L)
			10061-02-6	563-58-6	541-73-1	106-46-7	108-10-1	75-71-8	75-71-8	100-41-4	87-68-3	98-82-8	100-42-5	127-18-4	108-88-3	75-69-4	99-87-6	71-55-6	79-00-5	79-01-6	96-18-4	87-61-6
RW-9A	13-Sep-00		<6.66	<6.66	<6.66	<6.66	<6.66	<6.66	<6.66	<6.66	<6.66	<6.66	<6.66	<6.66	<6.66	<6.66	<6.66	<6.66	470	<6.66	<6.66	<6.66
	22-Mar-01		<6.66	<6.66	<6.66	<6.66	<6.66	<6.66	<6.66	<6.66	<6.66	<6.66	<6.66	<6.66	<6.66	<6.66	<6.66	<6.66	392	<6.66	<6.66	<6.66
	06-Sep-01		<4.0	<4.0	<4.0	<4.0	<4.0	<4.0	<4.0	<4.0	<4.0	<4.0	<4.0	<4.0	<10	<4.0	<4.0	<4.0	720	<4.0	<4.0	<4.0
	05-Apr-02		<10	<10	<10	<10	<10	<10	<10	<10	<10	<10	<10	<10	<10	<10	<10	<10	680	<10	<10	<10
	26-Sep-02		<25	<25	<25	<25	<25	<25	<25	<25	<25	<25	<25	<25	<25	<25	<25	<25	540	<25	<25	<25
	12-Mar-03		<12	<12	<12	<12	<12	<12	<12	<12	<12	<12	<12	<12	<12	<12	<12	<12	180	<12	<12	<12
	17-Sep-03		<12	<12	<12	<12	<12	<12	<12	<12	<12	<12	<12	<12	<12	<12	<12	<12	480	<12	<12	<12
	17-Mar-04		<12	<12	<12	<12	<12	<12	<12	<12	<12	<12	<12	<12	<12	<12	<12	<12	600	<12	<12	<12
	30-Sep-04		<5.0	<5.0	<5.0	<5.0	<5.0	<5.0	<5.0	<5.0	<5.0	<5.0	<5.0	<5.0	<5.0	<5.0	<5.0	<5.0	370	<5.0	<5.0	<5.0
	29-Mar-05		<5.0	<5.0	<5.0	<5.0	<5.0	<5.0	<5.0	<5.0	<5.0	<5.0	<5.0	<5.0	<5.0	<5.0	<5.0	<5.0	440	<5.0	<5.0	<5.0
	18-Aug-05		<2.0	<2.0	<2.0	<2.0	<2.0	<2.0	<2.0	<2.0	<2.0	<2.0	<2.0	<2.0	<2.0	<2.0	<2.0	<2.0	280	<2.0	<2.0	<2.0
	24-Mar-06		<2.5	<2.5	<2.5	<2.5	<2.5	<2.5	<2.5	<2.5	<2.5	<2.5	<2.5	<2.5	<2.5	<2.5	<2.5	<2.5	320	<2.5	<2.5	<2.5
	22-Sep-06		<1.0	<1.0	<1.0	<1.0	<1.0	<1.0	<1.0	<1.0	<1.0	<1.0	<1.0	<1.0	<1.0	<1.0	<1.0	<1.0	250	<1.0	<1.0	<1.0
	14-Mar-07		<5.0	<5.0	<5.0	<5.0	<5.0	<5.0	<5.0	<5.0	<5.0	<5.0	<5.0	<5.0	<5.0	<5.0	<5.0	<5.0	320	<5.0	<5.0	<5.0
	27-Sep-07		<0.50	<0.50	<0.50	<0.50	<0.50	<0.50	<0.50	<0.50	<0.50	<0.50	<0.50	<0.50	<0.50	<0.50	<0.50	<0.50	240	<0.50	<0.50	<0.50
	19-Mar-08		<0.50	<0.50	<0.50	<0.50	<10	<0.50	<0.50	<0.50	<0.50	<0.50	<0.50	<0.50	<0.50	<0.50	<0.50	<0.50	250	<0.50	<0.50	<0.50
	17-Sep-08		<0.50	<0.50	<0.50	<0.50	<10	<0.50	<0.50	<0.50	<0.50	<0.50	<0.50	<0.50	<0.50	<0.50	<0.50	<0.50	2,000	<0.50	<0.50	<0.50
	20-Mar-09		---	<5.0	<5.0	<5.0	---	<5.0	<5.0	<5.0	<5.0	<5.0	<5.0	2.10 J	<5.0	<5.0	<5.0	<5.0	230	<5.0	<5.0	<5.0
	23-Mar-10		<2.5	<2.5	<2.5	<2.5	<50	<2.5	<2.5	<2.5	<13	<2.5	<2.5	<2.5	<2.5	<2.5	<2.5	<2.5	246	<13	<13	<13
	14-Sep-10		<2.5	<2.5	<2.5	<2.5	<50	<2.5	<2.5	<2.5	<13	<2.5	<2.5	<2.5	<2.5	<2.5	<2.5	<2.5	185	<13	<13	<13

US EPA ARCHIVE DOCUMENT

Appendix C
Groundwater and Surface Water Analytical Results
Former Romic Environmental Technologies Corporation
East Palo Alto, California
Groundwater Monitoring Report

Sampling Location	Date Sample Collected	Cas Number	trans 1,3-Dichloro propene (µg/L)	1,1-Dichloro propene (µg/L)	1,3-Dichloro benzene (µg/L)	1,4-Dichloro benzene (µg/L)	4-Methyl-2 pentanone µg/L	Dibromo chloro methane (µg/L)	Dichloro difluoro methane (µg/L)	Ethyl benzene (µg/L)	Hexachloro butadiene (µg/L)	Isopropyl benzene (µg/L)	Styrene (µg/L)	PCE (µg/L)	Toluene (µg/L)	Trichloro fluoro methane (µg/L)	4-Isopropyl toluene µg/L	1,1,1-TCA (µg/L)	1,1,2-TCA (µg/L)	TCE (µg/L)	1,2,3-Trichloro propane (µg/L)	1,2,3-Trichloro benzene (µg/L)
			10061-02-6	563-58-6	541-73-1	106-46-7	108-10-1	75-71-8	75-71-8	100-41-4	87-68-3	98-82-8	100-42-5	127-18-4	108-88-3	75-69-4	99-87-6	71-55-6	79-00-5	79-01-6	96-18-4	87-61-6
RW-10A	13-Sep-00		<40.0	<40.0	<40.0	<40.0	<40.0	<40.0	<40.0	101	<40.0	<40.0	<40.0	<40.0	522	<40.0	<40.0	<40.0	<40.0	<40.0	<40.0	<40.0
	13-Sep-00		<40.0	<40.0	<40.0	<40.0	<40.0	<40.0	<40.0	105	<40.0	<40.0	<40.0	<40.0	532	<40.0	<40.0	<40.0	<40.0	<40.0	<40.0	<40.0
	22-Mar-01		<20.0	<20.0	<20.0	<20.0	<20.0	<20.0	<20.0	219	<20.0	<20.0	<20.0	<20.0	1,330	<20.0	<20.0	<20.0	<20.0	<20.0	<20.0	21.7
	06-Sep-01		<20	<20	<20	<20	<20	<20	<20	220	<20	<20	<20	<20	1,100	<20	<20	<20	<20	<20	<20	23
dup	06-Sep-01		<2.0	<2.0	<2.0	<2.0	<2.0	<2.0	<2.0	210	<2.0	3.2	<2.0	<2.0	1,300	<2.0	<2.0	<2.0	3.4	<2.0	<2.0	23
	05-Apr-02		<100	<100	<100	<100	<100	2,200	<100	150	<100	<100	<100	<100	1,400	<100	<100	<100	<100	<100	<100	<100
dup	26-Sep-02		<50	<50	<50	<50	<50	<50	<50	130	<50	<50	<50	<50	830	<50	<50	<50	<50	<50	<50	<50
	12-Mar-03		<50	<50	<50	<50	<50	<50	<50	280	<50	<50	<50	<50	2,300	<50	<50	<50	<50	<50	<50	<50
	17-Sep-03		<25	<25	<25	<25	<25	<25	<25	280	<25	<25	<25	<25	1,400	<25	<25	<25	<25	<25	<25	30
	17-Mar-04		<100	<100	<100	<100	<100	<100	<100	110	<100	<100	<100	<100	750	<100	<100	<100	380	<100	<100	<100
	23-Jun-04		<5.0	<5.0	<5.0	<5.0	<5.0	<5.0	1,200	230	<5.0	<5.0	<5.0	<5.0	1,400	<5.0	<5.0	<5.0	<5.0	<5.0	<5.0	24
	30-Sep-04		<25	<25	<25	<25	<25	<25	<25	210	<25	<25	<25	<25	850	<25	<25	<25	<25	<25	<25	25
	30-Sep-04		<25	<25	<25	<25	<25	<25	<25	200	<25	<25	<25	<25	750	<25	<25	<25	<25	<25	<25	<25
	29-Mar-05		<25	<25	<25	<25	<25	<25	<25	250	<25	<25	<25	<25	1,800	<25	<25	<25	<25	<25	<25	27
	08-Jun-05		<2.5	<2.5	<2.5	<2.5	<2.5	<2.5	<2.5	140	<2.5	<2.5	<2.5	<2.5	750	<2.5	<2.5	<2.5	<2.5	<2.5	<2.5	16
dup	19-Aug-05		<8.3	<8.3	<8.3	<8.3	<8.3	<8.3	<8.3	210	<8.3	<8.3	<8.3	<8.3	1,300	<8.3	<8.3	<8.3	<8.3	<8.3	<8.3	15
	02-Dec-05		<3.6	<3.6	<3.6	<3.6	<3.6	<3.6	<3.6	130	<3.6	<3.6	<3.6	<3.6	580	<3.6	<3.6	<3.6	<3.6	<3.6	<3.6	17
	24-Mar-06		<13	<13	<13	<13	<13	<13	<13	130	<13	<13	<13	<13	1,200	<13	<13	<13	15	<13	<13	13
	15-Jun-06		<0.50	<0.50	<0.50	<0.50	23	<0.50	<0.50	57	<0.50	1	<0.50	1.2	350	<0.50	<0.50	<0.50	3.4	<0.50	<0.50	7.5
	23-Sep-06		<1.0	<1.0	<1.0	<1.0	<1.0	<1.0	<1.0	300	<1.0	6.2	<1.0	<1.0	1,300	<1.0	<1.0	<1.0	<1.0	<1.0	<1.0	44
	05-Dec-06		<1.0	<1.0	<1.0	<1.0	<1.0	<1.0	<1.0	170	<1.0	4.5	<1.0	<1.0	810	<1.0	<1.0	<1.0	2.5	<1.0	<1.0	29
	14-Mar-07		<5.0	<5.0	<5.0	<5.0	360	<5.0	<5.0	360	<5.0	5.6	<5.0	8.9	3,700	<5.0	140	<5.0	16	<5.0	<5.0	27
	18-Jun-07		<5.0	<5.0	<5.0	<5.0	<5.0	<5.0	<5.0	280	<5.0	4.8	<5.0	<5.0	1,700	<5.0	4.8	<5.0	<5.0	<5.0	<5.0	31
	18-Jun-07		<0.5	<0.5	<0.5	<0.5	6.6	<0.5	<0.5	280	<0.5	5.2	<0.5	0.47 J	1,800	<0.5	6.4	<0.5	2.9	<0.5	<0.5	34
	27-Sep-07		<0.50	<0.50	<0.50	<0.50	<0.50	<0.50	<0.50	340	<0.50	5.6	<0.50	<0.50	1,900	<0.50	<0.50	<0.50	3.4	<0.50	<0.50	40
	11-Dec-07		<1.0	<1.0	<1.0	<1.0	<1.0	<1.0	<1.0	240	<1.0	3.9	<1.0	<1.0	1,100	<1.0	<1.0	<1.0	<1.0	<1.0	<1.0	31
dup	11-Dec-07		<0.50	<0.50	<0.50	<0.50	<0.50	<0.50	<0.50	250	<0.50	4.6	<0.50	<0.50	1,000	<0.50	<0.50	<0.50	1.6	<0.50	<0.50	37
	19-Mar-08		<0.50	<0.50	<0.50	<0.50	6.9 J	<0.50	960	78	<0.50	1.5	<0.50	0.57	280	<0.50	2	<0.50	3.7	<0.50	<0.50	14
	25-Jun-08		<5.0	<5.0	<5.0	<5.0	<100	<5.0	<5.0	79	<5.0	<5.0	<5.0	<5.0	290	<5.0	<5.0	<5.0	<5.0	<5.0	<5.0	10
	17-Sep-08		<5.0	<5.0	<5.0	<5.0	<100	<5.0	<5.0	230	<5.0	4.0	<5.0	<5.0	720	<5.0	<5.0	<5.0	3.2	<5.0	<5.0	26
	16-Dec-08		<5.0	<5.0	<5.0	<5.0	<100	<5.0	<5.0	210	<5.0	2.6 J	<5.0	2.3 J	1,100	<5.0	<5.0	<5.0	<5.0	<5.0	<5.0	26
	20-Mar-09		---	<5.0	<5.0	<5.0	---	<5.0	<5.0	140	<5.0	<5.0	<5.0	<5.0	500	<5.0	<5.0	<5.0	<5.0	<5.0	<5.0	20
	24-Jun-09		<5.0	<5.0	<5.0	<5.0	<100	<5.0	<5.0	730	<5.0	12	<5.0	<5.0	2,500	<5.0	<5.0	<5.0	<5.0	<5.0	<5.0	100
	24-Sep-09		<20	<20	<20	<20	<400	<20	<20	269	<100	<20	<20	<20	1,180	<20	<20	<20	<20	<100	<100	29.2 J
	15-Dec-09		<40	<40	<40	<40	<800	<40	<40	527	<200	<40	<40	<40	2,200	<40	<40	<40	<40	<200	<200	67.7 J
	24-Mar-10		<40	<40	<40	<40	<800	<40	<40	416	<200	<40	<40	<40	3,230	<40	66.0	<40	<40	<200	<200	40.0 J
	23-Jun-10		<100	<100	<100	<100	<2,000	<100	<100	677	<500	<100	<100	<100	4,780	<100	<100	<100	<100	<500	<500	74.3 J
	15-Sep-10		<100	<100	<100	<100	<2,000	<100	<100	616	<500	<100	<100	<100	4,560	<100	<100	<100	<100	<500	<500	68.9 J
	15-Dec-10		<2.0	<2.0	<2.0	<2.0	<40	<2.0	<2.0	31.9	<10	0.49 J	<2.0	<2.0	195	<2.0	0.53 J	<2.0	<2.0	<10	<10	3.8 J

US EPA ARCHIVE DOCUMENT

Appendix C
Groundwater and Surface Water Analytical Results
Former Romic Environmental Technologies Corporation
East Palo Alto, California
Groundwater Monitoring Report

Sampling Location	Date Sample Collected	Cas Number	trans 1,3-Dichloro propene (µg/L)	1,1-Dichloro propene (µg/L)	1,3-Dichloro benzene (µg/L)	1,4-Dichloro benzene (µg/L)	4-Methyl-2 pentanone µg/L	Dibromo chloro methane (µg/L)	Dichloro difluoro methane (µg/L)	Ethyl benzene (µg/L)	Hexachloro butadiene (µg/L)	Isopropyl benzene (µg/L)	Styrene (µg/L)	PCE (µg/L)	Toluene (µg/L)	Trichloro fluoro methane (µg/L)	4-Isopropyl toluene µg/L	1,1,1-TCA (µg/L)	1,1,2-TCA (µg/L)	TCE (µg/L)	1,2,3-Trichloro propane (µg/L)	1,2,3-Trichloro benzene (µg/L)
			10061-02-6	563-58-6	541-73-1	106-46-7	108-10-1	75-71-8	75-71-8	100-41-4	87-68-3	98-82-8	100-42-5	127-18-4	108-88-3	75-69-4	99-87-6	71-55-6	79-00-5	79-01-6	96-18-4	87-61-6
RW-12A	13-Sep-00		<2.0	<2.0	<2.0	<2.0	<2.0	<2.0	<2.0	<2.0	<2.0	2.31	<2.0	<2.0	8.33	<2.0	<2.0	<2.0	4.87	<2.0	<2.0	<2.0
	21-Mar-01		<5.0	<5.0	<5.0	<5.0	<5.0	<5.0	<5.0	<5.0	<5.0	<5.0	<5.0	<5.0	9.12	<5.0	<5.0	<5.0	11.4	<5.0	<5.0	<5.0
	06-Sep-01		<2.0	<2.0	<2.0	<2.0	<2.0	<2.0	<2.0	<2.0	<2.0	<2.0	<2.0	<2.0	6.1	<2.0	<2.0	<2.0	3.2	<2.0	<2.0	<2.0
	05-Apr-02		<2.0	<2.0	<2.0	<2.0	<2.0	<2.0	<2.0	<2.0	<2.0	<2.0	<2.0	<2.0	4.9	<2.0	<2.0	<2.0	5.4	<2.0	<2.0	<2.0
	25-Sep-02		<0.50	<0.50	<0.50	<0.50	<0.50	<0.50	<0.50	1.1	<0.50	1.2	<0.50	<0.50	6.9	<0.50	<0.50	<0.50	7.7	<0.50	<0.50	<0.50
	11-Mar-03		<10	<10	<10	<10	<10	<10	<10	<10	<10	<10	<10	<10	<10	<10	<10	<10	<10	<10	<10	<10
	17-Sep-03		<2.5	<2.5	<2.5	<2.5	<2.5	<2.5	<2.5	<2.5	<2.5	<2.5	<2.5	<2.5	11	<2.5	<2.5	<2.5	3.3	<2.5	<2.5	<2.5
	17-Mar-04		<2.5	<2.5	<2.5	<2.5	<2.5	<2.5	<2.5	<2.5	<2.5	<2.5	<2.5	<2.5	2.7	<2.5	<2.5	<2.5	2.6	<2.5	<2.5	<2.5
	22-Jun-04		<10	<10	<10	<10	<10	<10	<10	<10	<10	<10	<10	<10	<10	<10	<10	<10	<10	<10	<10	<10
	22-Jun-04		<1.0	<1.0	<1.0	<1.0	<1.0	<1.0	<1.0	1.2	<1.0	1.3	<1.0	<1.0	6.6	<1.0	<1.0	<1.0	2.1	<1.0	<1.0	<1.0
	29-Sep-04		<2.5	<2.5	<2.5	<2.5	<2.5	<2.5	<2.5	<2.5	<2.5	<2.5	<2.5	<2.5	4.5	<2.5	<2.5	<2.5	<2.5	<2.5	<2.5	<2.5
	29-Mar-05		<2.5	<2.5	<2.5	<2.5	<2.5	<2.5	<2.5	<2.5	<2.5	<2.5	<2.5	<2.5	3	<2.5	<2.5	<2.5	<2.5	<2.5	<2.5	<2.5
dup	29-Mar-05		<2.5	<2.5	<2.5	<2.5	<2.5	<2.5	<2.5	<2.5	<2.5	<2.5	<2.5	<2.5	3	<2.5	<2.5	<2.5	<2.5	<2.5	<2.5	<2.5
	07-Jun-05		<2.5	<2.5	<2.5	<2.5	<2.5	<2.5	<2.5	<2.5	<2.5	<2.5	<2.5	<2.5	<2.5	<2.5	<2.5	<2.5	<2.5	<2.5	<2.5	<2.5
	18-Aug-05		<0.5	<0.5	<0.5	<0.5	<0.5	<0.5	<0.5	<0.5	<0.5	0.6	<0.5	<0.5	3.9	<0.5	<0.5	<0.5	1.4	<0.5	<0.5	<0.5
	29-Nov-05		<0.5	<0.5	<0.5	<0.5	<0.5	<0.5	<0.5	<0.5	<0.5	0.5	<0.5	<0.5	3	<0.5	<0.5	<0.5	2.4	<0.5	<0.5	<0.5
	23-Mar-06		<0.5	<0.5	<0.5	<0.5	<0.5	<0.5	<0.5	<0.5	<0.5	<0.5	<0.5	<0.5	2.3	<0.5	<0.5	<0.5	2.5	<0.5	<0.5	<0.5
	15-Jun-06		<0.5	<0.5	<0.5	<0.5	<0.5	<0.5	<0.5	<0.5	<0.5	<0.5	<0.5	<0.5	2.6	<0.5	<0.5	<0.5	1.4	<0.5	<0.5	<0.5
	23-Sep-06		<0.5	<0.5	<0.5	<0.5	<0.5	<0.5	<0.5	<0.5	<0.5	<0.5	<0.5	<0.5	2.2	<0.5	<0.5	<0.5	1.2	<0.5	<0.5	<0.5
	05-Dec-06		<0.5	<0.5	<0.5	<0.5	<0.5	<0.5	<0.5	<0.5	<0.5	<0.5	<0.5	<0.5	1.4	<0.5	<0.5	<0.5	0.62	<0.5	<0.5	<0.5
	15-Mar-07		<0.5	<0.5	<0.5	<0.5	<0.5	<0.5	98	<0.5	<0.5	<0.5	<0.5	<0.5	2	<0.5	<0.5	<0.5	<0.5	<0.5	<0.5	<0.5
	18-Jun-07		<0.5	<0.5	<0.5	<0.5	<0.5	<0.5	<0.5	0.53	<0.5	0.46 J	<0.5	<0.5	4.3	<0.5	<0.5	<0.5	<0.5	<0.5	<0.5	<0.5
	25-Sep-07		<0.50	<0.50	<0.50	<0.50	<0.50	<0.50	<0.50	<0.50	<0.50	<0.50	<0.50	<0.50	3.7	<0.50	<0.50	<0.50	1.4	<0.50	<0.50	<0.50
dup	25-Sep-07		<0.50	<0.50	<0.50	<0.50	<0.50	<0.50	<0.50	<0.50	<0.50	<0.50	<0.50	<0.50	3.5	<0.50	<0.50	<0.50	0.99	<0.50	<0.50	<0.50
	10-Dec-07		<0.50	<0.50	<0.50	<0.50	<0.50	<0.50	<0.50	<0.50	<0.50	<0.50	<0.50	<0.50	2.1	<0.50	<0.50	<0.50	<0.50	<0.50	<0.50	<0.50
	19-Mar-08		<0.50	<0.50	<0.50	<0.50	<10	<0.50	87	<0.50	<0.50	<0.50	<0.50	<0.50	0.76	<0.50	<0.50	<0.50	<0.50	<0.50	<0.50	<0.50
	24-Jun-08		<0.50	<0.50	<0.50	<0.50	<10	<0.50	56	<0.50	<0.50	<0.50	<0.50	<0.50	1.5	<0.50	<0.50	<0.50	<0.50	<0.50	<0.50	<0.50
dup	24-Jun-08		<0.50	<0.50	<0.50	<0.50	<10	<0.50	95	<0.50	<0.50	<0.50	<0.50	<0.50	1.5	<0.50	<0.50	<0.50	<0.50	<0.50	<0.50	<0.50
	17-Sep-08		<5.0	<5.0	<5.0	<5.0	<100	<5.0	<5.0	<5.0	<5.0	<5.0	<5.0	<5.0	<5.0	<5.0	<5.0	<5.0	<5.0	<5.0	<5.0	<5.0
	15-Dec-08		<0.50	<0.50	<0.50	<0.50	<10	<0.50	<0.50	<0.50	<0.50	<0.50	<0.50	<0.50	0.40 J	0.88	<0.50	0.39 J	<0.50	<0.50	<0.50	<0.50
	17-Mar-09		<2.5	<2.5	<2.5	<2.5	<50	<2.5	<2.5	<2.5	<2.5	<2.5	<2.5	<2.5	2.35 J	<2.5	<2.5	<2.5	<2.5	<2.5	<2.5	<2.5
	23-Jun-09		<2.5	<2.5	<2.5	<2.5	<50	<2.5	<2.5	<2.5	<2.5	<2.5	<2.5	<2.5	2.2 J	<2.5	<2.5	<2.5	2.2 J	<2.5	<2.5	<2.5
dup	23-Jun-09		<2.5	<2.5	<2.5	<2.5	<50	<2.5	<2.5	<2.5	<2.5	<2.5	<2.5	<2.5	2.4 J	<2.5	<2.5	<2.5	2.4 J	<2.5	<2.5	<2.5
	23-Sep-09		<1.0	<1.0	<1.0	<1.0	<20	<1.0	<1.0	<1.0	<1.0	<1.0	<1.0	<1.0	0.53 J	<1.0	<1.0	<1.0	0.41 J	<5.0	<5.0	<5.0
	22-Mar-10		<1.0	<1.0	<1.0	<1.0	<20	<1.0	<1.0	<1.0	<1.0	<1.0	<1.0	<1.0	0.33 J	<1.0	<1.0	<1.0	1.3	<5.0	<5.0	<5.0
	22-Jun-10		<1.0	<1.0	<1.0	<1.0	<20	<1.0	<1.0	<1.0	<1.0	<1.0	<1.0	<1.0	0.62 J	<1.0	<1.0	<1.0	<1.0	<5.0	<5.0	<5.0
	14-Sep-10		<1.0	<1.0	<1.0	<1.0	<20	<1.0	<1.0	<1.0	<1.0	<1.0	<1.0	<1.0	0.86 J	<1.0	<1.0	<1.0	0.49 J	<5.0	<5.0	<5.0
	15-Dec-10		<1.0	<1.0	<1.0	<1.0	<20	<1.0	<1.0	<1.0	<1.0	<1.0	<1.0	<1.0	0.86 J	<1.0	<1.0	<1.0	0.37 J	<5.0	<5.0	<5.0

US EPA ARCHIVE DOCUMENT

Appendix C
Groundwater and Surface Water Analytical Results
Former Romic Environmental Technologies Corporation
East Palo Alto, California
Groundwater Monitoring Report

Sampling Location	Date Sample Collected	Cas Number	trans 1,3-Dichloro propene (µg/L)	1,1-Dichloro propene (µg/L)	1,3-Dichloro benzene (µg/L)	1,4-Dichloro benzene (µg/L)	4-Methyl-2 pentanone µg/L	Dibromo chloro methane (µg/L)	Dichloro difluoro methane (µg/L)	Ethyl benzene (µg/L)	Hexachloro butadiene (µg/L)	Isopropyl benzene (µg/L)	Styrene (µg/L)	PCE (µg/L)	Toluene (µg/L)	Trichloro fluoro methane (µg/L)	4-Isopropyl toluene µg/L	1,1,1-TCA (µg/L)	1,1,2-TCA (µg/L)	TCE (µg/L)	1,2,3-Trichloro propane (µg/L)	1,2,3-Trichloro benzene (µg/L)
			10061-02-6	563-58-6	541-73-1	106-46-7	108-10-1	75-71-8	75-71-8	100-41-4	87-68-3	98-82-8	100-42-5	127-18-4	108-88-3	75-69-4	99-87-6	71-55-6	79-00-5	79-01-6	96-18-4	87-61-6
RW-13A	13-Sep-00		<6.66	<6.66	<6.66	<6.66	<6.66	<6.66	<6.66	<6.66	<6.66	<6.66	<6.66	<6.66	<6.66	<6.66	<6.66	<6.66	400	<6.66	<6.66	<6.66
dup	23-Mar-01		<2.50	<2.50	<2.50	<2.50	<2.50	<2.50	<2.50	<2.50	<6.66	<2.50	<2.50	<2.50	<2.50	<2.50	<2.50	<2.50	176	<2.50	<2.50	<2.50
	23-Mar-01		<5.00	<5.00	<5.00	<5.00	<5.00	<5.00	<5.00	<5.00	<2.50	<5.00	<5.00	<5.00	<5.00	<5.00	<5.00	<5.00	221	<5.00	<5.00	<5.00
	06-Sep-01		<2.0	<2.0	<5.00	<5.00	<5.00	<5.00	<5.00	<2.0	<5.00	<2.0	<5.00	<2.0	<2.0	<5.00	<2.0	<2.0	5.7	<5.00	<5.00	<2.0
	03-Apr-02		<2.0	<2.0	<5.00	<5.00	<5.00	<5.00	<5.00	<2.0	<5.00	<2.0	<5.00	<2.0	<2.0	<5.00	<2.0	<2.0	3.2	<5.00	<5.00	<2.0
	25-Sep-02		<0.50	<0.50	<0.50	<0.50	<0.50	<0.50	<0.50	<0.50	<5.00	<0.50	<0.50	<0.50	<0.50	<0.50	<0.50	<0.50	<0.50	<0.50	<0.50	<0.50
	11-Mar-03		<1.0	<1.0	<1.0	<1.0	<1.0	<1.0	<1.0	<1.0	<0.50	<1.0	<1.0	<1.0	<1.0	<1.0	<1.0	<1.0	140	<1.0	<1.0	<1.0
	17-Sep-03		<0.50	<0.50	<0.50	<0.50	<0.50	<0.50	<0.50	<0.50	<1.0	<0.50	<0.50	<0.50	0.65	<0.50	<0.50	<0.50	0.71	<0.50	<0.50	0.81
	17-Mar-04		<0.50	<0.50	<0.50	<0.50	<0.50	<0.50	<0.50	<0.50	<0.50	<0.50	<0.50	<0.50	<0.50	<0.50	<0.50	<0.50	<0.50	<0.50	<0.50	<0.50
	27-Sep-04		<0.50	<0.50	<0.50	<0.50	<0.50	<0.50	<0.50	<0.50	<0.50	<0.50	<0.50	<0.50	<0.50	<0.50	<0.50	<0.50	<0.50	<0.50	<0.50	0.87
	29-Mar-05		<0.50	<0.50	<0.50	<0.50	<0.50	<0.50	<0.50	<0.50	<0.50	<0.50	<0.50	<0.50	<0.50	<0.50	<0.50	<0.50	<0.50	<0.50	<0.50	0.87
dup	17-Aug-05		<0.5	<0.5	<0.5	<0.5	<0.5	<0.5	<0.5	<0.5	<0.50	<0.5	<0.5	<0.5	<0.5	<0.5	<0.5	<0.5	<0.5	<0.5	<0.5	<0.5
	17-Aug-05		<0.5	<0.5	<0.5	<0.5	<0.5	<0.5	<0.5	<0.5	<0.5	<0.5	<0.5	<0.5	<0.5	<0.5	<0.5	<0.5	0.6	<0.5	<0.5	<0.5
	23-Sep-06		<0.5	<0.5	<0.5	<0.5	<0.5	<0.5	<0.5	<0.5	<0.5	<0.5	<0.5	<0.5	<0.5	<0.5	<0.5	<0.5	<0.5	<0.5	<0.5	<0.5
	14-Mar-07		<0.5	<0.5	<0.5	<0.5	<0.5	<0.5	<0.5	<0.5	<0.5	<0.5	<0.5	<0.5	<0.5	<0.5	<0.5	<0.5	<0.5	<0.5	<0.5	<0.5
	24-Sep-07		<0.50	<0.50	<0.50	<0.50	<0.50	<0.50	<0.50	<0.50	<0.5	<0.50	<0.50	<0.50	<0.50	<0.50	<0.50	<0.50	0.88	<0.50	<0.50	<0.50
	18-Mar-08		<0.50	<0.50	<0.50	<0.50	<10	<0.50	<0.50	<0.50	<0.50	<0.50	<0.50	<0.50	<0.50	<0.50	<0.50	<0.50	0.92	<0.50	<0.50	<0.50
	16-Sep-08		<0.50	<0.50	<0.50	<0.50	<10	<0.50	<0.50	<0.50	<0.50	<0.50	<0.50	<0.50	<0.50	<0.50	<0.50	<0.50	0.38 J	<0.50	<0.50	<0.50
	17-Mar-09		<0.50	<0.50	<0.50	<0.50	<10	<0.50	<0.50	<0.50	<0.50	<0.50	<0.50	<0.50	<0.50	<0.50	<0.50	<0.50	<0.50	<0.50	<0.50	<0.50
	22-Sep-09		<1.0	<1.0	<1.0	<1.0	<20	<1.0	<1.0	<1.0	<5.0	<1.0	<1.0	<1.0	<1.0	<1.0	<1.0	<1.0	<1.0	<5.0	<5.0	<5.0
	23-Mar-10		<1.0	<1.0	<1.0	<1.0	<20	<1.0	<1.0	<1.0	<5.0	<1.0	<1.0	<1.0	<1.0	<1.0	<1.0	<1.0	<1.0	<5.0	<5.0	<5.0
	14-Sep-10		<1.0	<1.0	<1.0	<1.0	<20	<1.0	<1.0	<1.0	<5.0	<1.0	<1.0	<1.0	<1.0	<1.0	<1.0	<1.0	<1.0	<5.0	<5.0	<5.0
RW-14A	14-Sep-00		<2.0	<2.0	<2.0	<2.0	<2.0	<2.0	<2.0	<2.0	<2.0	<2.0	<2.0	<2.0	<2.0	<2.0	<2.0	<2.0	<2.0	<2.0	<2.0	<2.0
	20-Mar-01		<2.0	<2.0	<2.0	<2.0	<2.0	<2.0	<2.0	<2.0	<2.0	<2.0	<2.0	<2.0	<2.0	<2.0	<2.0	<2.0	<2.0	<2.0	<2.0	<2.0
dup	05-Sep-01		<2.0	<2.0	<2.0	<2.0	<2.0	<2.0	<2.0	<2.0	<2.0	<2.0	<2.0	<2.0	<2.0	<2.0	<2.0	<2.0	<2.0	<2.0	<2.0	<2.0
	05-Sep-01		<2.0	<2.0	<2.0	<2.0	<2.0	<2.0	<2.0	<2.0	<2.0	<2.0	<2.0	<2.0	<2.0	<2.0	<2.0	<2.0	<2.0	<2.0	<2.0	<2.0
	03-Apr-02		<2.0	<2.0	<2.0	<2.0	<2.0	<2.0	<2.0	<2.0	<2.0	<2.0	<2.0	<2.0	<2.0	<2.0	<2.0	<2.0	<2.0	<2.0	<2.0	<2.0
	24-Sep-02		<0.50	<0.50	<0.50	<0.50	<0.50	<0.50	<0.50	<0.50	<0.50	<0.50	<0.50	<0.50	<0.50	<0.50	<0.50	<0.50	<0.50	<0.50	<0.50	<0.50
	11-Mar-03		<0.50	<0.50	<0.50	<0.50	<0.50	<0.50	<0.50	<0.50	<0.50	<0.50	<0.50	<0.50	<0.50	<0.50	<0.50	<0.50	<0.50	<0.50	<0.50	<0.50
	16-Sep-03		<0.50	<0.50	<0.50	<0.50	<0.50	<0.50	<0.50	<0.50	<0.50	<0.50	<0.50	<0.50	<0.50	<0.50	<0.50	<0.50	<0.50	<0.50	<0.50	<0.50
	30-Sep-04		<2.5	<2.5	<2.5	<2.5	<2.5	<2.5	<2.5	<2.5	<2.5	<2.5	<2.5	<2.5	<2.5	<2.5	<2.5	<2.5	<2.5	<2.5	<2.5	<2.5
	17-Aug-05		<0.5	<0.5	<0.5	<0.5	<0.5	<0.5	<0.5	<0.5	<0.5	<0.5	<0.5	<0.5	<0.5	<0.5	<0.5	<0.5	<0.5	<0.5	<0.5	<0.5
	22-Mar-06		<0.5	<0.5	<0.5	<0.5	<0.5	<0.5	<0.5	<0.5	<0.5	<0.5	<0.5	<0.5	<0.5	<0.5	<0.5	<0.5	<0.5	<0.5	<0.5	<0.5
	21-Sep-06		<0.5	<0.5	<0.5	<0.5	<0.5	<0.5	<0.5	<0.5	<0.5	<0.5	<0.5	<0.5	<0.5	<0.5	<0.5	<0.5	<0.5	<0.5	<0.5	<0.5
	24-Sep-07		<0.50	<0.50	<0.50	<0.50	<0.50	<0.50	<0.50	<0.50	<0.50	<0.50	<0.50	<0.50	<0.50	<0.50	<0.50	<0.50	<0.50	<0.50	<0.50	<0.50
	15-Sep-08		<0.50	<0.50	<0.50	<0.50	<10	<0.50	<0.50	<0.50	<0.50	<0.50	<0.50	<0.50	<0.50	<0.50	<0.50	<0.50	<0.50	<0.50	<0.50	<0.50
	21-Sep-09		<1.0	<1.0	<1.0	<1.0	<5.0	<1.0	<2.0	<1.0	<2.0	<1.0	<1.0	<1.0	<1.0	<2.0	<1.0	<1.0	<1.0	<2.0	<1.0	<2.0
	13-Sep-10		<1.0	<1.0	<1.0	<1.0	<20	<1.0	<1.0	<1.0	<5.0	<1.0	<1.0	<1.0	<1.0	<1.0	<1.0	<1.0	<5.0	<5.0	<5.0	<5.0

US EPA ARCHIVE DOCUMENT

Appendix C
Groundwater and Surface Water Analytical Results
Former Romic Environmental Technologies Corporation
East Palo Alto, California
Groundwater Monitoring Report

Sampling Location	Date Sample Collected	Cas Number	trans 1,3-Dichloro propene (µg/L)	1,1-Dichloro propene (µg/L)	1,3-Dichloro benzene (µg/L)	1,4-Dichloro benzene (µg/L)	4-Methyl-2 pentanone µg/L	Dibromo chloro methane (µg/L)	Dichloro difluoro methane (µg/L)	Ethyl benzene (µg/L)	Hexachloro butadiene (µg/L)	Isopropyl benzene (µg/L)	Styrene (µg/L)	PCE (µg/L)	Toluene (µg/L)	Trichloro fluoro methane (µg/L)	4-Isopropyl toluene µg/L	1,1,1-TCA (µg/L)	1,1,2-TCA (µg/L)	TCE (µg/L)	1,2,3-Trichloro propane (µg/L)	1,2,3-Trichloro benzene (µg/L)
			10061-02-6	563-58-6	541-73-1	106-46-7	108-10-1	75-71-8	75-71-8	100-41-4	87-68-3	98-82-8	100-42-5	127-18-4	108-88-3	75-69-4	99-87-6	71-55-6	79-00-5	79-01-6	96-18-4	87-61-6
RW-15A	14-Sep-00		<28.6	<28.6	<28.6	<28.6	<28.6	<28.6	<28.6	<28.6	<28.6	<28.6	<28.6	<28.6	<28.6	<28.6	<28.6	<28.6	1,270	<28.6	<28.6	<28.6
dup	14-Sep-00		<28.6	<28.6	<28.6	<28.6	<28.6	<28.6	<28.6	<28.6	<28.6	<28.6	<28.6	<28.6	<28.6	<28.6	<28.6	<28.6	1,390	<28.6	<28.6	<28.6
	23-Mar-01		<16.7	<16.7	<16.7	<16.7	<16.7	<16.7	<16.7	<16.7	<16.7	<16.7	<16.7	<16.7	<16.7	<16.7	<16.7	<16.7	1,080	<16.7	<16.7	<16.7
	13-Jun-01		<40	<40	<40	<40	<40	<40	<40	<40	<40	<40	<40	<40	<40	<40	<40	<40	1,100	<40	<40	<40
	05-Sep-01		<5.0	<5.0	<5.0	<5.0	<5.0	<5.0	<5.0	<5.0	<5.0	<5.0	<5.0	<5.0	<5.0	<5.0	<5.0	<5.0	940	<5.0	<5.0	<5.0
	19-Dec-01		<20	<20	<20	<20	<20	<20	<20	<20	<20	<20	<20	<20	<20	<20	<20	<20	1,300	<20	<20	<20
	08-Apr-02		<20	<20	<20	<20	<20	<20	<20	<20	<20	<20	<20	<20	<20	<20	<20	<20	1,500	<20	<20	<20
dup	08-Apr-02		<20	<20	<20	<20	<20	<20	<20	<20	<20	<20	<20	<20	<20	<20	<20	<20	1,300	<20	<20	<20
	12-Jun-02		<20	<20	<20	<20	<20	<20	<20	<20	<20	<20	<20	<20	<20	<20	<20	<20	1,300	<20	<20	<20
	26-Sep-02		<25	<25	<25	36	<25	<25	<25	<25	<25	<25	<25	<25	<25	<25	<25	<25	1,000	<25	<25	<25
	12-Mar-03		<25	<25	<25	<25	<25	<25	<25	<25	<25	<25	<25	<25	<25	<25	<25	<25	1,300	<25	<25	<25
	17-Jun-03		<25	<25	<25	<25	<25	<25	<25	<25	<25	<25	<25	<25	<25	<25	<25	<25	1,600	<25	<25	<25
	18-Sep-03		<25	<25	<25	<25	<25	<25	<25	<25	<25	<25	<25	<25	<25	<25	<25	<25	630	<25	<25	<25
	18-Dec-03		<25	<25	<25	<25	<25	<25	<25	<25	<25	<25	<25	<25	<25	<25	<25	<25	84	<25	<25	<25
	18-Mar-04		<5.0	<5.0	<5.0	<5.0	<5.0	<5.0	<5.0	<5.0	<5.0	<5.0	<5.0	<5.0	<5.0	<5.0	<5.0	<5.0	17	<5.0	<5.0	<5.0
	22-Jun-04		<25	<25	<25	<25	<25	<25	<25	<25	<25	<25	<25	<25	<25	<25	<25	<25	<25	<25	<25	<25
	22-Jun-04		<10	<10	<10	<10	<10	<10	<10	<10	<10	<10	<10	<10	<10	<10	<10	<10	13	<10	<10	<10
	29-Sep-04		<25	<25	<25	<25	<25	<25	<25	<25	<25	<25	<25	<25	810	<25	<25	<25	79	<25	<25	<25
	20-Dec-04		<2.5	<2.5	<2.5	<2.5	<2.5	<2.5	<2.5	<2.5	<2.5	<2.5	<2.5	<2.5	41	<2.5	<2.5	<2.5	8	<2.5	<2.5	<2.5
	29-Mar-05		<2.5	<2.5	<2.5	<2.5	<2.5	<2.5	<2.5	<2.5	<2.5	<2.5	<2.5	<2.5	<2.5	<2.5	<2.5	<2.5	<2.5	<2.5	<2.5	<2.5
	07-Jun-05		<5.0	<5.0	<5.0	<5.0	<5.0	<5.0	<5.0	<5.0	<5.0	<5.0	<5.0	<5.0	<5.0	<5.0	<5.0	<5.0	<5.0	<5.0	<5.0	<5.0
	18-Aug-05		<0.5	<0.5	<0.5	<0.5	<0.5	<0.5	<0.5	<0.5	<0.5	<0.5	<0.5	<0.5	<0.5	<0.5	<0.5	<0.5	2.3	<0.5	<0.5	<0.5
	29-Nov-05		<0.5	<0.5	<0.5	<0.5	<0.5	<0.5	<0.5	<0.5	<0.5	<0.5	<0.5	<0.5	<0.5	<0.5	<0.5	<0.5	43	<0.5	<0.5	<0.5
	24-Mar-06		<0.5	<0.5	<0.5	<0.5	<0.5	<0.5	<0.5	<0.5	<0.5	<0.5	<0.5	<0.5	0.9	<0.5	<0.5	<0.5	1.1	<0.5	<0.5	<0.5
	14-Jun-06		<0.5	<0.5	<0.5	<0.5	<0.5	<0.5	<0.5	<0.5	<0.5	<0.5	<0.5	<0.5	<0.5	<0.5	<0.5	<0.5	2	<0.5	<0.5	<0.5
	22-Sep-06		<0.5	<0.5	<0.5	<0.5	<0.5	<0.5	<0.5	<0.5	<0.5	<0.5	<0.5	<0.5	<0.5	<0.5	<0.5	<0.5	4.8	<0.5	<0.5	<0.5
	05-Dec-06		<0.5	<0.5	<0.5	<0.5	<0.5	<0.5	<0.5	<0.5	<0.5	<0.5	<0.5	0.5	1.2	<0.5	<0.5	<0.5	37	<0.5	<0.5	<0.5
	14-Mar-07		<0.5	<0.5	<0.5	<0.5	<0.5	<0.5	<0.5	<0.5	<0.5	<0.5	<0.5	<0.5	<0.5	<0.5	<0.5	<0.5	<0.5	<0.5	<0.5	<0.5
	18-Jun-07		<0.5	<0.5	<0.5	<0.5	<0.5	<0.5	<0.5	<0.5	<0.5	<0.5	<0.5	<0.5	<0.5	<0.5	<0.5	<0.5	2.8	<0.5	<0.5	<0.5
	26-Sep-07		<0.50	<0.50	<0.50	<0.50	<0.50	<0.50	<0.50	<0.50	<0.50	<0.50	<0.50	<0.50	<0.50	<0.50	<0.50	<0.50	8.6	<0.50	<0.50	<0.50
	11-Dec-07		<0.50	<0.50	<0.50	<0.50	<0.50	<0.50	<0.50	<0.50	<0.50	<0.50	<0.50	<0.50	1.3	<0.50	<0.50	<0.50	0.44 J	<0.50	<0.50	<0.50
	20-Mar-08		<0.50 J	<0.50 J	<0.50 J	<0.50 J	<10 J	<0.50 J	<0.50 J	<0.50 J	<0.50 J	<0.50 J	<0.50 J	<0.50 J	<0.50 J	<0.50 J	<0.50 J	<0.50 J	0.73 J	<0.50 J	<0.50 J	<0.50 J
	16-Sep-08		<10	<10	<10	<10	<200	<10	<10	<10	<10	<10	<10	<10	<10	<10	<10	<10	<10	<10	<10	<10
	19-Mar-09		<5.0	<5.0	<5.0	<5.0	<100	<5.0	<5.0	<5.0	<5.0	<5.0	<5.0	<5.0	3.20 J	<5.0	<5.0	<5.0	<5.0	<5.0	<5.0	<5.0
	22-Sep-09		<1.0	<1.0	<1.0	<1.0	<20	<1.0	<1.0	<1.0	<1.0	<1.0	<1.0	<1.0	<1.0	<1.0	<1.0	<1.0	0.74 J	<5.0	<5.0	<5.0
	23-Mar-10		<1.0	<1.0	<1.0	<1.0	<20	<1.0	<1.0	<1.0	<5.0	<1.0	<1.0	<1.0	<1.0	<1.0	<1.0	<1.0	0.69 J	<5.0	<5.0	<5.0
dup	23-Mar-10		<1.0	<1.0	<1.0	<1.0	<20	<1.0	<1.0	<1.0	<5.0	<1.0	<1.0	<1.0	<1.0	<1.0	<1.0	<1.0	0.59 J	<5.0	<5.0	<5.0
	14-Sep-10		<1.0	<1.0	<1.0	<1.0	<20	<1.0	<1.0	<1.0	<5.0	<1.0	<1.0	<1.0	<1.0	<1.0	<1.0	<1.0	1.2	<5.0	<5.0	<5.0

US EPA ARCHIVE DOCUMENT

Appendix C
Groundwater and Surface Water Analytical Results
Former Romic Environmental Technologies Corporation
East Palo Alto, California
Groundwater Monitoring Report

Sampling Location	Date Sample Collected	Cas Number	trans 1,3-Dichloro propene (µg/L)	1,1-Dichloro propene (µg/L)	1,3-Dichloro benzene (µg/L)	1,4-Dichloro benzene (µg/L)	4-Methyl-2 pentanone µg/L	Dibromo chloro methane (µg/L)	Dichloro difluoro methane (µg/L)	Ethyl benzene (µg/L)	Hexachloro butadiene (µg/L)	Isopropyl benzene (µg/L)	Styrene (µg/L)	PCE (µg/L)	Toluene (µg/L)	Trichloro fluoro methane (µg/L)	4-Isopropyl toluene µg/L	1,1,1-TCA (µg/L)	1,1,2-TCA (µg/L)	TCE (µg/L)	1,2,3-Trichloro propane (µg/L)	1,2,3-Trichloro benzene (µg/L)	
			10061-02-6	563-58-6	541-73-1	106-46-7	108-10-1	75-71-8	75-71-8	100-41-4	87-68-3	98-82-8	100-42-5	127-18-4	108-88-3	75-69-4	99-87-6	71-55-6	79-00-5	79-01-6	96-18-4	87-61-6	
RW-16A	14-Sep-00		<6.66	<6.66	<6.66	<6.66	<6.66	<6.66	<6.66	<6.66	<6.66	<6.66	<6.66	<6.66	<6.66	<6.66	<6.66	<6.66	19	<6.66	<6.66	<6.66	
	21-Mar-01		<2.0	<2.0	<2.0	<2.0	<2.0	<2.0	<2.0	<2.0	<2.0	<2.0	<2.0	<2.0	<2.0	<2.0	<2.0	<2.0	74.1	<2.0	<2.0	<6.66	
	06-Sep-01		<2.0	<2.0	<2.0	<2.0	<2.0	<2.0	<2.0	<2.0	<2.0	<2.0	<2.0	<2.0	<2.0	<2.0	<2.0	<2.0	5.4	<2.0	<2.0	<6.66	
	04-Apr-02		<2.0	<2.0	<2.0	<2.0	<2.0	<2.0	<2.0	<2.0	<2.0	<2.0	<2.0	<2.0	<2.0	<2.0	<2.0	<2.0	15	<2.0	<2.0	<2.0	
	25-Sep-02		<0.50	<0.50	<0.50	<0.50	<0.50	<0.50	<0.50	<0.50	<0.50	<0.50	<0.50	<0.50	<0.50	<0.50	<0.50	<0.50	6.1	<0.50	<0.50	<0.50	
	25-Sep-02	dup	<0.50	<0.50	<0.50	<0.50	<0.50	<0.50	<0.50	<0.50	<0.50	<0.50	<0.50	<0.50	<0.50	<0.50	<0.50	<0.50	14	<0.50	<0.50	<0.50	
	15-Sep-08		<0.50	<0.50	<0.50	<0.50	<10	<0.50	<0.50	<0.50	<0.50	<0.50	<0.50	<0.50	<0.50	<0.50	<0.50	<0.50	0.34 J	<0.50	<0.50	<0.50	
	17-Mar-09		<0.50	<0.50	<0.50	<0.50	<10	<0.50	<0.50	<0.50	<0.50	<0.50	<0.50	<0.50	<0.50	<0.50	<0.50	<0.50	<0.50	<0.50	<0.50	<0.50	
	23-Sep-09		<1.0	<1.0	<1.0	<1.0	<20	<1.0	<1.0	<1.0	<5.0	<1.0	<1.0	<1.0	<1.0	<1.0	<1.0	<1.0	<1.0	<1.0	<5.0	<5.0	<5.0
	22-Mar-10		<1.0	<1.0	0.62 J	4.0	<20	<1.0	<1.0	<1.0	<5.0	<1.0	<1.0	<1.0	<1.0	<1.0	<1.0	0.54 J	<1.0	0.32 J	<5.0	<5.0	<5.0
13-Sep-10		<1.0	<1.0	<1.0	<1.0	<20	<1.0	<1.0	<1.0	<5.0	<1.0	<1.0	<1.0	<1.0	1.0	<1.0	<1.0	<1.0	0.45 J	<5.0	<5.0	<5.0	
RW-18A	13-Sep-00		<2.0	<2.0	<2.0	<2.0	<2.0	<2.0	<2.0	<2.0	<2.0	<2.0	<2.0	<2.0	<2.0	<2.0	<2.0	<2.0	<2.0	<2.0	<2.0	<2.0	
	20-Mar-01		<2.0	<2.0	<2.0	<2.0	<2.0	<2.0	<2.0	<2.0	<2.0	<2.0	<2.0	<2.0	<2.0	<2.0	<2.0	<2.0	<2.0	<2.0	<2.0	<2.0	
	05-Sep-01		<2.0	<2.0	<2.0	<2.0	<2.0	<2.0	<2.0	<2.0	<2.0	<2.0	<2.0	<2.0	<2.0	<2.0	<2.0	<2.0	<2.0	<2.0	<2.0	<2.0	
	03-Apr-02		<2.0	<2.0	<2.0	<2.0	<2.0	<2.0	<2.0	<2.0	<2.0	<2.0	<2.0	<2.0	<2.0	<2.0	<2.0	<2.0	<2.0	<2.0	<2.0	<2.0	
	24-Sep-02		<0.50	<0.50	<0.50	<0.50	<0.50	<0.50	<0.50	<0.50	<0.50	<0.50	<0.50	<0.50	<0.50	<0.50	<0.50	<0.50	<0.50	<0.50	<0.50	<0.50	
	11-Mar-03		<2.5	<2.5	<2.5	<2.5	<2.5	<2.5	<2.5	<2.5	<2.5	<2.5	<2.5	<2.5	<2.5	<2.5	<2.5	<2.5	<2.5	<2.5	<2.5	<2.5	<2.5
	16-Sep-03		<0.50	<0.50	<0.50	<0.50	<0.50	<0.50	<0.50	<0.50	<0.50	<0.50	<0.50	<0.50	<0.50	<0.50	<0.50	<0.50	<0.50	<0.50	<0.50	<0.50	<0.50
	27-Sep-04		<0.50	<0.50	<0.50	<0.50	<0.50	<0.50	<0.50	<0.50	<0.50	<0.50	<0.50	<0.50	<0.50	<0.50	<0.50	<0.50	<0.50	<0.50	<0.50	<0.50	<0.50
	17-Aug-05		<0.5	<0.5	<0.5	<0.5	<0.5	<0.5	<0.5	<0.5	<0.5	<0.5	<0.5	<0.5	<0.5	<0.5	<0.5	<0.5	<0.5	<0.5	<0.5	<0.5	<0.5
	22-Mar-06		<0.5	<0.5	<0.5	<0.5	<0.5	<0.5	<0.5	<0.5	<0.5	<0.5	<0.5	<0.5	<0.5	<0.5	<0.5	<0.5	<0.5	<0.5	<0.5	<0.5	<0.5
	23-Sep-06		<0.5	<0.5	<0.5	<0.5	<0.5	<0.5	<0.5	<0.5	<0.5	<0.5	<0.5	<0.5	<0.5	<0.5	<0.5	<0.5	<0.5	<0.5	<0.5	<0.5	<0.5
	24-Sep-07		<0.50	<0.50	<0.50	<0.50	<0.50	<0.50	<0.50	<0.50	<0.50	<0.50	<0.50	<0.50	<0.50	<0.50	<0.50	<0.50	<0.50	<0.50	<0.50	<0.50	<0.50
	15-Sep-08		<5.0	<5.0	<5.0	<5.0	<100	<5.0	<5.0	<5.0	<5.0	<5.0	<5.0	<5.0	<5.0	<5.0	<5.0	<5.0	<5.0	<5.0	<5.0	<5.0	<5.0
	21-Sep-09		<1.0	<1.0	<1.0	<1.0	<20	<1.0	<1.0	<1.0	<5.0	<1.0	<1.0	<1.0	<1.0	<1.0	<1.0	<1.0	<1.0	<1.0	<5.0	<5.0	<5.0
13-Sep-10		<1.0	<1.0	<1.0	<1.0	<20	<1.0	<1.0	<1.0	<5.0	<1.0	<1.0	<1.0	0.23 J	<1.0	<1.0	<1.0	<1.0	0.34 J	<5.0	<5.0	<5.0	
RW-19A	14-Sep-00		<2.0	<2.0	<2.0	<2.0	<2.0	<2.0	<2.0	<2.0	<2.0	<2.0	<2.0	<2.0	<2.0	<2.0	<2.0	<2.0	<2.0	<2.0	<2.0	<2.0	
	05-Dec-00		<2.0	<2.0	<2.0	<2.0	<2.0	<2.0	<2.0	<2.0	<2.0	<2.0	<2.0	<2.0	<2.0	<2.0	<2.0	<2.0	<2.0	<2.0	<2.0	<2.0	
	22-Mar-01		<2.0	<2.0	<2.0	<2.0	<2.0	<2.0	<2.0	<2.0	<2.0	<2.0	<2.0	<2.0	<2.0	<2.0	<2.0	<2.0	<2.0	<2.0	<2.0	<2.0	
	15-Jun-01		<2.0	<2.0	<2.0	<2.0	<2.0	<2.0	<2.0	<2.0	<2.0	<2.0	<2.0	<2.0	<2.0	<2.0	<2.0	<2.0	<2.0	<2.0	<2.0	<2.0	
	05-Sep-01		<2.0	<2.0	<2.0	<2.0	<2.0	<2.0	<2.0	<2.0	<2.0	<2.0	<2.0	<2.0	<2.0	<2.0	<2.0	<2.0	<2.0	<2.0	<2.0	<2.0	
	18-Dec-01		<2.0	<2.0	<2.0	<2.0	<2.0	<2.0	<2.0	<2.0	<2.0	<2.0	<2.0	<2.0	<5.0	<2.0	<2.0	<2.0	<2.0	<2.0	<2.0	<2.0	<2.0
	05-Apr-02		<2.0	<2.0	<2.0	<2.0	<2.0	<2.0	<2.0	<2.0	<2.0	<2.0	<2.0	<2.0	<5.0	<2.0	<2.0	<2.0	<2.0	<2.0	<2.0	<2.0	<2.0
	10-Jun-02		<2.0	<2.0	<2.0	<2.0	<2.0	<2.0	<2.0	<2.0	<2.0	<2.0	<2.0	<2.0	<5.0	<2.0	<2.0	<2.0	<2.0	<2.0	<2.0	<2.0	<2.0
	25-Sep-02		<0.50	<0.50	<0.50	<0.50	<0.50	<0.50	<0.50	<0.50	<0.50	<0.50	<0.50	<0.50	<0.50	<0.50	<0.50	<0.50	<0.50	<0.50	<0.50	<0.50	<0.50
	02-Jan-03		<0.50	<0.50	<0.50	<0.50	<0.50	<0.50	<0.50	<0.50	<0.50	<0.50	<0.50	<0.50	<0.50	<0.50	<0.50	<0.50	<0.50	<0.50	<0.50	<0.50	<0.50
	12-Mar-03		<0.50	<0.50	<0.50	<0.50	<0.50	<0.50	<0.50	<0.50	<0.50	<0.50	<0.50	<0.50	<0.50	<0.50	<0.50	<0.50	<0.50	<0.50	<0.50	<0.50	<0.50
	18-Sep-03		<0.50	<0.50	<0.50	<0.50	<0.50	<0.50	<0.50	<0.50	<0.50	<0.50	<0.50	<0.50	<0.50	<0.50	<0.50	<0.50	<0.50	<0.50	<0.50	<0.50	<0.50
	27-Sep-04		<0.50	<0.50	<0.50	<0.50	<0.50	<0.50	<0.50	<0.50	<0.50	<0.50	<0.50	<0.50	<0.50	<0.50	<0.50	<0.50	<0.50	<0.50	<0.50	<0.50	<0.50
	19-Aug-05		<0.5	<0.5	<0.5	<0.5	<0.5	<0.5	<0.5	<0.5	<0.5	<0.5	<0.5	<0.5	<0.5	<0.5	<0.5	<0.5	<0.5	<0.5	<0.5	<0.5	<0.5
	22-Mar-06		<0.5	<0.5	<0.5	<0.5	<0.5	<0.5	<0.5	<0.5	<0.5	<0.5	<0.5	<0.5	<0.5	<0.5	<0.5	<0.5	<0.5	<0.5	<0.5	<0.5	<0.5
	22-Sep-06		<0.5	<0.5	<0.5	<0.5	<0.5	<0.5	<0.5	<0.5	<0.5	<0.5	<0.5	<0.5	<0.5	<0.5	<0.5	<0.5	<0.5	<0.5	<0.5	<0.5	<0.5
26-Sep-07		<0.50	<0.50	<0.50	<0.50	<0.50	<0.50	<0.50	<0.50	<0.50	<0.50	<0.50	<0.50	<0.50	<0.50	<0.50	<0.50	<0.50	<0.50	<0.50	<0.50	<0.50	
16-Sep-08		<0.50	<0.50	<0.50	<0.50	<10	<0.50	<0.50	<0.50	<0.50	<0.50	<0.50	<0.50	<0.50	<0.50	<0.50	<0.50	<0.50	<0.50	<0.50	<0.50	<0.50	

US EPA ARCHIVE DOCUMENT

Appendix C
Groundwater and Surface Water Analytical Results
Former Romic Environmental Technologies Corporation
East Palo Alto, California
Groundwater Monitoring Report

Sampling Location	Date Sample Collected	Cas Number	trans 1,3-Dichloro propene (µg/L)	1,1-Dichloro propene (µg/L)	1,3-Dichloro benzene (µg/L)	1,4-Dichloro benzene (µg/L)	4-Methyl-2 pentanone µg/L	Dibromo chloro methane (µg/L)	Dichloro difluoro methane (µg/L)	Ethyl benzene (µg/L)	Hexachloro butadiene (µg/L)	Isopropyl benzene (µg/L)	Styrene (µg/L)	PCE (µg/L)	Toluene (µg/L)	Trichloro fluoro methane (µg/L)	4-Isopropyl toluene µg/L	1,1,1-TCA (µg/L)	1,1,2-TCA (µg/L)	TCE (µg/L)	1,2,3-Trichloro propane (µg/L)	1,2,3-Trichloro benzene (µg/L)
			10061-02-6	563-58-6	541-73-1	106-46-7	108-10-1	75-71-8	75-71-8	100-41-4	87-68-3	98-82-8	100-42-5	127-18-4	108-88-3	75-69-4	99-87-6	71-55-6	79-00-5	79-01-6	96-18-4	87-61-6
RW-26A	23-Mar-01		<20.0	<20.0	<20.0	<20.0	<20.0	<20.0	<20.0	<20.0	<20.0	<20.0	<20.0	<20.0	<20.0	<20.0	<20.0	<20.0	1,280	<20.0	<20.0	<20.0
	13-Jun-01		<29	<29	<29	<29	<29	<29	<29	<29	<29	<29	<29	<29	<29	<29	<29	<29	1,500	<29	<29	<29
	05-Sep-01		<5.0	<5.0	<5.0	<5.0	<5.0	<5.0	<5.0	<5.0	<5.0	<5.0	<5.0	<5.0	<5.0	<5.0	<5.0	<5.0	1,700	<5.0	<5.0	<5.0
	19-Dec-01		<20	<20	<20	<20	<20	<20	<20	<20	<20	<20	<20	<20	<20	<20	<20	<20	1,400	<20	<20	<20
	08-Apr-02		<29	<29	<29	<29	<29	<29	<29	<29	<29	<29	<29	<29	<29	<29	<29	<29	1,500	<29	<29	<29
	12-Jun-02		<25	<25	<25	<25	<25	<25	<25	<25	<25	<25	<25	<25	<25	<25	<25	<25	1,300	<25	<25	<25
	26-Sep-02		<25	<25	<25	<25	<25	<25	<25	<25	<25	<25	<25	<25	<25	<25	<25	<25	710	<25	<25	<25
	26-Sep-02		<25	<25	<25	<25	<25	<25	<25	<25	<25	<25	<25	<25	<25	<25	<25	<25	710	<25	<25	<25
	12-Mar-03		<12	<12	<12	<12	<12	<12	<12	<12	<12	<12	<12	<12	<12	<12	<12	<12	550	<12	<12	<12
	17-Jun-03		<25	<25	<25	<25	<25	<25	<25	<25	<25	<25	<25	<25	<25	<25	<25	<25	650	<25	<25	<25
	18-Sep-03		<25	<25	<25	<25	<25	<25	<25	<25	<25	<25	<25	<25	<25	<25	<25	<25	280	<25	<25	<25
	18-Dec-03		<12	<12	<12	<12	<12	<12	<12	<12	<12	<12	<12	<12	<12	<12	<12	<12	240	<12	<12	<12
	18-Mar-04		<50	<50	<50	<50	<50	<50	<50	<50	<50	<50	<50	<50	<50	<50	<50	<50	150	<50	<50	<50
dup	18-Mar-04		<50	<50	<50	<50	<50	<50	<50	<50	<50	<50	<50	<50	<50	<50	<50	<50	150	<50	<50	<50
	23-Jun-04		<0.50	<0.50	<0.50	<0.50	<0.50	<0.50	<0.50	<0.50	<0.50	<0.50	<0.50	<0.50	<0.50	<0.50	<0.50	<0.50	190	<0.50	<0.50	<0.50
dup	23-Jun-04		<0.50	<0.50	<0.50	<0.50	<0.50	<0.50	<0.50	<0.50	<0.50	<0.50	<0.50	<0.50	<0.50	<0.50	<0.50	<0.50	190	<0.50	<0.50	<0.50
	29-Sep-04		<25	<25	<25	<25	<25	<25	<25	<25	<25	<25	<25	<25	<25	<25	<25	<25	200	<25	<25	<25
	29-Sep-04		<25	<25	<25	<25	<25	<25	<25	<25	<25	<25	<25	<25	<25	<25	<25	<25	190	<25	<25	<25
	20-Dec-04		<75	<75	<75	<75	<75	<75	<75	<75	<75	<75	<75	<75	<75	<75	<75	<75	<75	<75	<75	<75
	29-Mar-05		<2.5	<2.5	<2.5	<2.5	<2.5	<2.5	<2.5	<2.5	<2.5	<2.5	<2.5	<2.5	<2.5	<2.5	<2.5	<2.5	8.5	<2.5	<2.5	<2.5
	07-Jun-05		<500	<500	<500	<500	<500	<500	<500	<500	<500	<500	<500	<500	<500	<500	<500	<500	<500	<500	<500	<500
	17-Aug-05		<13	<13	<13	<13	<13	<13	<13	<13	<13	<13	<13	<13	2,100	<13	<13	<13	<13	<13	<13	<13
	01-Dec-05		<1.3	<1.3	<1.3	<1.3	<1.3	<1.3	<1.3	<1.3	<1.3	<1.3	<1.3	<1.3	190	<1.3	<1.3	<1.3	1.3	<1.3	<1.3	<1.3
	24-Mar-06		<0.5	<0.5	<0.5	<0.5	<0.5	<0.5	<0.5	<0.5	<0.5	<0.5	<0.5	<0.5	<0.5	<0.5	<0.5	<0.5	0.7	<0.5	<0.5	<0.5
	15-Jun-06		<0.5	<0.5	<0.5	<0.5	<0.5	<0.5	<0.5	<0.5	<0.5	<0.5	<0.5	<0.5	1.8	<0.5	<0.5	<0.5	<0.5	<0.5	<0.5	<0.5
	22-Sep-06		<5.0	<5.0	<5.0	<5.0	<5.0	<5.0	<5.0	<5.0	<5.0	<5.0	<5.0	<5.0	34	<5.0	<5.0	<5.0	<5.0	<5.0	<5.0	<5.0
	05-Dec-06		<5.0	<5.0	<5.0	<5.0	<5.0	<5.0	<5.0	<5.0	<5.0	<5.0	<5.0	<5.0	<5.0	<5.0	<5.0	<5.0	<5.0	<5.0	<5.0	<5.0
	14-Mar-07		<5.0	<5.0	<5.0	<5.0	<5.0	<5.0	<5.0	<5.0	<5.0	<5.0	<5.0	<5.0	<5.0	<5.0	<5.0	<5.0	<5.0	<5.0	<5.0	<5.0
	18-Jun-07		<5.0	<5.0	<5.0	<5.0	<5.0	<5.0	<5.0	<5.0	<5.0	<5.0	<5.0	<5.0	<5.0	<5.0	<5.0	<5.0	<5.0	<5.0	<5.0	<5.0
	26-Sep-07		<0.50	<0.50	<0.50	<0.50	<0.50	<0.50	<0.50	<0.50	<0.50	<0.50	<0.50	<0.50	<0.50	<0.50	<0.50	<0.50	<0.50	<0.50	<0.50	<0.50
	10-Dec-07		<5.0	<5.0	<5.0	<5.0	<5.0	<5.0	<5.0	<5.0	<5.0	<5.0	<5.0	<5.0	<5.0	<5.0	<5.0	<5.0	<5.0	<5.0	<5.0	<5.0
	20-Mar-08		---	---	---	---	---	---	---	---	---	---	---	---	---	---	---	---	---	---	---	---
	23-Jun-08		<0.50	<0.50	<0.50	<0.50	<0.50	<0.50	<0.50	<0.50	<0.50	<0.50	<0.50	<0.50	3.2	<0.50	<0.50	<0.50	<0.50	<0.50	<0.50	<0.50
	16-Sep-08		<10	<10	<10	<10	<200	<10	<10	<10	<10	<10	<10	<10	9.4 J	<10	<10	<10	<10	<10	<10	<10
	15-Dec-08		<10	<10	<10	<10	<200	<10	<10	<10	<10	<10	<10	<10	<10	<10	<10	<10	<10	<10	<10	<10
	16-Mar-09		<5.0	<5.0	<5.0	<5.0	<100	<5.0	<5.0	<5.0	<5.0	<5.0	<5.0	<5.0	<5.0	<5.0	<5.0	<5.0	<5.0	<5.0	<5.0	<5.0
	22-Jun-09		<5.0	<5.0	<5.0	<5.0	<100	<5.0	<5.0	<5.0	<5.0	<5.0	<5.0	<5.0	<5.0	<5.0	<5.0	<5.0	<5.0	<5.0	<5.0	<5.0
	22-Sep-09		<1.0 /UJ	<1.0 /UJ	<1.0 /UJ	<1.0 /UJ	<20 /UJ	<1.0 /UJ	<1.0 /UJ	<1.0 /UJ	<5.0 /UJ	<1.0 /UJ	<1.0 /UJ	<1.0 /UJ	0.82 J	<1.0 /UJ	<1.0 /UJ	<1.0 /UJ	0.43 J	<5.0 /UJ	<5.0 /UJ	<5.0 /UJ
	14-Dec-09		<1.0	<1.0	<1.0	<1.0	<20	<1.0	<1.0	<1.0	<5.0	<1.0	<1.0	<1.0	1.2	<1.0	<1.0	<1.0	0.49 J	<5.0	<5.0	<5.0
	23-Mar-10		<1.0	<1.0	<1.0	<1.0	<20	<1.0	<1.0	<1.0	<5.0	<1.0	<1.0	<1.0	<1.0	<1.0	<1.0	<1.0	<1.0	<5.0	<5.0	<5.0
	21-Jun-10		<1.0	<1.0	<1.0	<1.0	<20	<1.0	<1.0	<1.0	<5.0	<1.0	<1.0	<1.0	<1.0	<1.0	<1.0	<1.0	<1.0	<5.0	<5.0	<5.0
	14-Sep-10		<1.0	<1.0	<1.0	<1.0	<20	<1.0	<1.0	<1.0	<5.0	<1.0	<1.0	<1.0	<1.0	<1.0	<1.0	<1.0	0.52 J	<5.0	<5.0	<5.0
	14-Dec-10		<1.0	<1.0	<1.0	<1.0	<20	<1.0	<1.0	<1.0	<5.0	<1.0	<1.0	<1.0	<1.0	<1.0	<1.0	<1.0	0.44 J	<5.0	<5.0	<5.0

US EPA ARCHIVE DOCUMENT

Appendix C
Groundwater and Surface Water Analytical Results
Former Romic Environmental Technologies Corporation
East Palo Alto, California
Groundwater Monitoring Report

Sampling Location	Date Sample Collected	Cas Number	trans 1,3-Dichloro propene (µg/L)	1,1-Dichloro propene (µg/L)	1,3-Dichloro benzene (µg/L)	1,4-Dichloro benzene (µg/L)	4-Methyl-2 pentanone µg/L	Dibromo chloro methane (µg/L)	Dichloro difluoro methane (µg/L)	Ethyl benzene (µg/L)	Hexachloro butadiene (µg/L)	Isopropyl benzene (µg/L)	Styrene (µg/L)	PCE (µg/L)	Toluene (µg/L)	Trichloro fluoro methane (µg/L)	4-Isopropyl toluene µg/L	1,1,1-TCA (µg/L)	1,1,2-TCA (µg/L)	TCE (µg/L)	1,2,3-Trichloro propane (µg/L)	1,2,3-Trichloro benzene (µg/L)
			10061-02-6	563-58-6	541-73-1	106-46-7	108-10-1	75-71-8	75-71-8	100-41-4	87-68-3	98-82-8	100-42-5	127-18-4	108-88-3	75-69-4	99-87-6	71-55-6	79-00-5	79-01-6	96-18-4	87-61-6
RW-27A	23-Mar-01		<20.0	<20.0	<20.0	<20.0	<20.0	<20.0	<20.0	<20.0	<20.0	<20.0	<20.0	<20.0	<20.0	<20.0	<20.0	<20.0	1,230	<20.0	<20.0	<20.0
	13-Jun-01		<25	<25	<25	<25	<25	<25	<25	<25	<25	<25	<25	<25	<25	<25	<25	<25	1,800	<25	<25	<25
	05-Sep-01		<5.0	<5.0	<5.0	<5.0	<5.0	<5.0	<5.0	<5.0	<5.0	<5.0	<5.0	20	<5.0	<5.0	<5.0	<5.0	2,300	<5.0	<5.0	<5.0
	19-Dec-01		<25	<25	<25	<25	<25	<25	<25	<25	<25	<25	<25	<25	<25	<25	<25	<25	2,100	<25	<25	<25
	08-Apr-02		<25	<25	<25	<25	<25	<25	<25	<25	<25	<25	<25	<25	<25	<25	<25	<25	450	<25	<25	<25
	12-Jun-02		<50	<50	<50	<50	<50	<50	<50	<50	<50	<50	<50	<50	<50	<50	<50	<50	200	<50	<50	<50
	26-Sep-02		<50	<50	<50	<50	<50	<50	<50	<50	<50	<50	<50	<50	<50	<50	<50	<50	750	<50	<50	<50
dup	26-Sep-02		<250	<250	<250	<250	<250	<250	<250	<250	<250	<250	<250	<250	<250	<250	<250	<250	<250	<250	<250	<250
	12-Mar-03		<25	<25	<25	<25	<25	<25	<25	<25	<25	<25	<25	<25	<25	<25	<25	<25	350	<25	<25	<25
	17-Jun-03		<25	<25	<25	<25	<25	<25	<25	<25	<25	<25	<25	<25	<25	<25	<25	<25	460	<25	<25	<25
	18-Sep-03		<25	<25	<25	<25	<25	<25	<25	<25	<25	<25	<25	<25	<25	<25	<25	<25	280	<25	<25	<25
	18-Dec-03		<5.0	<5.0	<5.0	<5.0	<5.0	<5.0	<5.0	<5.0	<5.0	<5.0	<5.0	<5.0	<5.0	<5.0	<5.0	<5.0	380	<5.0	<5.0	7.7
dup	18-Dec-03		<5.0	<5.0	<5.0	<5.0	<5.0	<5.0	<5.0	<5.0	<5.0	<5.0	<5.0	<5.0	<5.0	<5.0	<5.0	<5.0	410	<5.0	<5.0	<5.0
	18-Mar-04		<2.5	<2.5	<2.5	<2.5	<2.5	<2.5	<2.5	<2.5	<2.5	<2.5	<2.5	3.4	<2.5	<2.5	<2.5	<2.5	270 al	<2.5	<2.5	<2.5
	23-Jun-04		<0.50	<0.50	<0.50	<0.50	<0.50	<0.50	<0.50	<0.50	<0.50	<0.50	<0.50	3.6	<0.50	<0.50	<0.50	<0.50	290	<0.50	<0.50	<0.50
	29-Sep-04		<25	<25	<25	<25	<25	<25	<25	<25	<25	<25	<25	<25	<25	<25	<25	<25	700	<25	<25	<25
	21-Dec-04		<7.5	<7.5	<7.5	<7.5	<7.5	<7.5	<7.5	<7.5	<7.5	<7.5	<7.5	<7.5	<7.5	<7.5	<7.5	<7.5	580	<7.5	<7.5	<7.5
dup	21-Dec-04		<7.5	<7.5	<7.5	<7.5	<7.5	<7.5	<7.5	<7.5	<7.5	<7.5	<7.5	<7.5	<7.5	<7.5	<7.5	<7.5	620	<7.5	<7.5	<7.5
	29-Mar-05		<5.0	<5.0	<5.0	<5.0	<5.0	<5.0	<5.0	<5.0	<5.0	<5.0	<5.0	<5.0	<5.0	<5.0	<5.0	<5.0	190	<5.0	<5.0	<5.0
dup	29-Mar-05		<5.0	<5.0	<5.0	<5.0	<5.0	<5.0	<5.0	<5.0	<5.0	<5.0	<5.0	<5.0	<5.0	<5.0	<5.0	<5.0	190	<5.0	<5.0	<5.0
	07-Jun-05		<5.0	<5.0	<5.0	<5.0	<5.0	<5.0	<5.0	<5.0	<5.0	<5.0	<5.0	<5.0	<5.0	<5.0	<5.0	<5.0	150	<5.0	<5.0	<5.0
	18-Aug-05		<4.2	<4.2	<4.2	<4.2	<4.2	<4.2	<4.2	<4.2	<4.2	<4.2	<4.2	<4.2	<4.2	<4.2	<4.2	<4.2	230	<4.2	<4.2	<4.2
	30-Nov-05		<1.3	<1.3	<1.3	<1.3	<1.3	<1.3	<1.3	<1.3	<1.3	<1.3	<1.3	2.9	<1.3	<1.3	<1.3	<1.3	160	<1.3	<1.3	<1.3
	24-Mar-06		<10	<10	<10	<10	<10	<10	<10	<10	<10	<10	<10	14	<10	<10	<10	<10	1,200	<10	<10	<10
	15-Jun-06		<0.5	<0.5	<0.5	<0.5	<0.5	<0.5	<0.5	<0.5	<0.5	<0.5	<0.5	20	<0.5	<0.5	1.2	<0.5	1,900	<0.5	<0.5	<0.5
	22-Sep-06		<5.0	<5.0	<5.0	<5.0	<5.0	<5.0	<5.0	<5.0	<5.0	<5.0	<5.0	6.7	<5.0	<5.0	<5.0	<5.0	790	<5.0	<5.0	<5.0
dup	22-Sep-06		<1.0	<1.0	<1.0	<1.0	<1.0	<1.0	<1.0	<1.0	<1.0	<1.0	<1.0	6.5	<1.0	<1.0	<1.0	<1.0	780	<1.0	<1.0	<1.0
	05-Dec-06		<5.0	<5.0	<5.0	<5.0	<5.0	<5.0	<5.0	<5.0	<5.0	<5.0	<5.0	6.1	<5.0	<5.0	<5.0	<5.0	510	<5.0	<5.0	<5.0
	14-Mar-07		<5.0	<5.0	<5.0	<5.0	<5.0	<5.0	<5.0	<5.0	<5.0	<5.0	<5.0	<5.0	<5.0	<5.0	<5.0	<5.0	250	<5.0	<5.0	<5.0
	18-Jun-07		<2.5	<2.5	<2.5	<2.5	<2.5	<2.5	<2.5	<2.5	<2.5	<2.5	<2.5	2.6	4.2	<2.5	<2.5	<2.5	280	<2.5	<2.5	<2.5
	26-Sep-07		<0.50	<0.50	<0.50	<0.50	<0.50	<0.50	<0.50	<0.50	<0.50	<0.50	<0.50	4.6	<0.50	<0.50	<0.50	<0.50	410	<0.50	<0.50	<0.50
	11-Dec-07		<0.50	<0.50	<0.50	<0.50	<0.50	<0.50	<0.50	<0.50	<0.50	<0.50	<0.50	4.3	<0.50	<0.50	<0.50	<0.50	450	<0.50	<0.50	<0.50
	19-Mar-08		---	---	---	---	---	---	---	---	---	---	---	---	---	---	---	---	---	---	---	---
	24-Jun-08		<0.50	<0.50	<0.50	<0.50	<0.50	<0.50	<0.50	<0.50	<0.50	<0.50	<0.50	1.9	<0.50	<0.50	<0.50	<0.50	180	<0.50	<0.50	<0.50
	17-Sep-08		<0.50	<0.50	<0.50	<0.50	<10	<0.50	<0.50	<0.50	<0.50	<0.50	<0.50	5.8	<0.50	<0.50	<0.50	0.27	630	<0.50	<0.50	<0.50
	16-Dec-08		<5.0	<5.0	<5.0	<5.0	<100	<5.0	<5.0	<5.0	<5.0	<5.0	<5.0	8.8	<5.0	<5.0	<5.0	<5.0	640	<5.0	<5.0	<5.0
	19-Mar-09		<1.0	<1.0	<1.0	<1.0	<20	<1.0	<1.0	<1.0	<1.0	<1.0	<1.0	4.1	<1.0	<1.0	<1.0	<1.0	450	<1.0	<1.0	<1.0
	24-Jun-09		<1.0	<1.0	<1.0	<1.0	<20	<1.0	<1.0	<1.0	<1.0	<1.0	<1.0	4.8	<1.0	<1.0	<1.0	<1.0	700	<1.0	<1.0	<1.0
	24-Sep-09		<10	<10	<10	<10	<200	<10	<10	<10	<50	<10	<10	3.1 J	<10	<10	<10	<10	758	<50	<50	<50
dup	24-Sep-09		<10	<10	<10	<10	<200	<10	<10	<10	<50	<10	<10	3.4 J	<10	<10	<10	<10	898	<50	<50	<50
	16-Dec-09		<17	<17	<17	<17	<330	<17	<17	<17	<83	<17	<17	<17	<17	<17	<17	<17	749	<83	<83	<83
	24-Mar-10		<20	<20	<20	<20	<400	<20	<20	<20	<100	<20	<20	<20	<20	<20	<20	<20	713	<100	<100	<100
	23-Jun-10		<20	<20	<20	<20	<400	<20	<20	<20	<100	<20	<20	<20	<20	<20	<20	<20	386	<100	<100	<100
	15-Sep-10		<20	<20	<20	<20	<400	<20	<20	<20	<100	<20	<20	<20	<20	<20	<20	<20	1,260	<100	<100	<100
	15-Dec-10		<20	<20	<20	<20	<400	<20	<20	<20	<100	<20	<20	<20	<20	<20	<20	<20	1,300	<100	<100	<100

US EPA ARCHIVE DOCUMENT

Appendix C
Groundwater and Surface Water Analytical Results
Former Romic Environmental Technologies Corporation
East Palo Alto, California
Groundwater Monitoring Report

Sampling Location	Date Sample Collected	Cas Number	trans 1,3-Dichloro propene (µg/L)	1,1-Dichloro propene (µg/L)	1,3-Dichloro benzene (µg/L)	1,4-Dichloro benzene (µg/L)	4-Methyl-2 pentanone µg/L	Dibromo chloro methane (µg/L)	Dichloro difluoro methane (µg/L)	Ethyl benzene (µg/L)	Hexachloro butadiene (µg/L)	Isopropyl benzene (µg/L)	Styrene (µg/L)	PCE (µg/L)	Toluene (µg/L)	Trichloro fluoro methane (µg/L)	4-Isopropyl toluene µg/L	1,1,1-TCA (µg/L)	1,1,2-TCA (µg/L)	TCE (µg/L)	1,2,3-Trichloro propane (µg/L)	1,2,3-Trichloro benzene (µg/L)
			10061-02-6	563-58-6	541-73-1	106-46-7	108-10-1	75-71-8	75-71-8	100-41-4	87-68-3	98-82-8	100-42-5	127-18-4	108-88-3	75-69-4	99-87-6	71-55-6	79-00-5	79-01-6	96-18-4	87-61-6
RW-28A	19-Oct-06		<100	<100	<100	<100	15,000	<100	<100	4,300	<100	<100	<100	13,000	32,000	<100	<100	10,000	49,000	130	<100	350
	04-Dec-06		<250	<250	<250	<250	23,000	<250	<250	4,500	<250	<250	<250	13,000	36,000	<250	<250	6,000	54,000	<250	<250	400
	15-Mar-07		<0.50	<0.50	1.2	8.7	31	<0.50	5.3	490	<0.50	8.5	<0.50	1,000	2,000	<0.50	<0.50	1,300	17,000	2.3	<0.50	120
	20-Jun-07		<50	<50	<50	<50	<50	<50	<50	320	<50	<50	<50	220	1,300	<50	<50	93	610	<50	<50	78
	27-Sep-07		<50	<50	<50	<50	<50	<50	<50	300	<50	<50	<50	230	1,200	<50	<50	480	1,300	<50	<50	64
	12-Dec-07		<5.0	<5.0	<5.0	<5.0	<5.0	<5.0	<5.0	190	<5.0	4.4	<5.0	99	750	<5.0	11	71	450	<5.0	<5.0	39
	19-Mar-08		3.6 J	<0.50	<0.50	11	<10	<0.50	85	290	<0.50	7.6	<0.50	1,100	1,500	<0.50	12	150	690	<0.50	<0.50	85
	25-Jun-08		<5.0	<5.0	<5.0	9.7	<100	<5.0	<5.0	130	<5.0	5.3	<5.0	110	600	<5.0	<5.0	100	760	<5.0	<5.0	50
	18-Sep-08		<25	<25	<25	12 J	<500	<25	<25	210	<25	<25	<25	160	780	<25	<25	330	1,600	<25	<25	53
	17-Dec-08		<10	<10	<10	8.4 J	<200	<10	<10	150	<10	<10	<10	100	580	<10	5.4 J	120	920	<10	<10	28
	20-Mar-09		---	<10	<10	10	---	<10	<10	190	<10	5.40 J	<10	110	680	<10	<10	150	950	<10	<10	56
	dup 20-Mar-09		---	<10	<10	11	---	<10	<10	210	<10	6.00 J	<10	130	700	<10	6.40 J	140	1,200	<10	<10	59
	24-Jun-09		<5.0	<5.0	<5.0	10	<100	<5.0	<5.0	180	<5.0	5.5	<5.0	160	640	<5.0	7.2	510	2,200	<5.0	<5.0	53
	25-Sep-09		<100	<100	<100	<100	<2,000	<100	<100	195	<500	<100	<100	67.7 J	619	<100	<100	108	926	<500	<500	<500
	16-Dec-09		<130	<130	<130	<130	<2,500	<130	<130	212	<630	<130	<130	108 J	642	<130	<130	165	1,480	<630	<630	<630
26-Mar-10		<200	<200	<200	<200	<4,000	<200	<200	245	<1,000	<200	<200	150 J	948	<200	<200	479	2,470	<1,000	<1,000	<1,000	
23-Jun-10		<200	<200	<200	<200	<4,000	<200	<200	178 J	<1,000	<200	<200	163 J	756	<200	<200	212	1,720	<1,000	<1,000	<1,000	
15-Sep-10		<200	<200	<200	<200	<4,000	<200	<200	166 J	<1,000	<200	<200	101 J	619	<200	<200	280	1,630	<1,000	<1,000	<1,000	
dup 15-Sep-10		<200	<200	<200	<200	<4,000	<200	<200	170 J	<1,000	<200	<200	103 J	638	<200	<200	256	1,640	<1,000	<1,000	<1,000	
15-Dec-10		<100	<100	<100	<100	<2,000	<100	<100	131	<500	<100	<100	68.3 J	455	<100	<100	202	1,190	<500	<500	<500	
RW-29A	26-Sep-07		<0.50	<0.50	<0.50	<0.50	14	<0.50	<0.50	5	<0.50	<0.50	<0.50	<0.50	26	<0.50	<0.50	<0.50	1.6	<0.50	<0.50	0.71
	10-Dec-07		<5.0	<5.0	<5.0	<5.0	<5.0	<5.0	5	<5.0	<5.0	<5.0	<5.0	<5.0	18	<5.0	<5.0	<5.0	<5.0	<5.0	<5.0	<5.0
	18-Mar-08		<0.50	<0.50	<0.50	<0.50	<10	<0.50	<0.50	2.6	<0.50	<0.50	<0.50	<0.50	1.1	<0.50	<0.50	<0.50	0.87	<0.50	<0.50	1.6
	23-Jun-08		<0.50	<0.50	<0.50	<0.50	<10	<0.50	<0.50	2.8	<0.50	<0.50	<0.50	<0.50	0.57	<0.50	<0.50	<0.50	<0.50	<0.50	<0.50	0.48 J
	17-Sep-08		<5.0	<5.0	<5.0	<5.0	<100	<5.0	<5.0	<5.0	<5.0	<5.0	<5.0	<5.0	<5.0	<5.0	<5.0	<5.0	<5.0	<5.0	<5.0	<5.0
	15-Dec-08		<10	<10	<10	<10	<200	<10	<10	<10	<10	<10	<10	<10	5.2 J	<10	<10	<10	<10	<10	<10	<10
	16-Mar-09		<5.0	<5.0	<5.0	<5.0	<100	<5.0	<5.0	2.70 J	<5.0	<5.0	<5.0	<5.0	<5.0	<5.0	<5.0	<5.0	<5.0	<5.0	<5.0	<5.0
	22-Jun-09		<5.0	<5.0	<5.0	<5.0	<100	<5.0	<5.0	2.2 J	<5.0	<5.0	<5.0	<5.0	<5.0	<5.0	<5.0	<5.0	<5.0	<5.0	<5.0	<5.0
	23-Sep-09		<5.0	<5.0	<5.0	<5.0	<100	<5.0	<5.0	1.7 J	<25	<5.0	<5.0	<5.0	<5.0	<5.0	<5.0	<5.0	<5.0	<25	<25	<25
	14-Dec-09		<2.0	<2.0	<2.0	<2.0	<40	<2.0	<2.0	1.4 J	<10	<2.0	<2.0	<2.0	1.7 J	<2.0	<2.0	<2.0	<2.0	<10	<10	<10
	23-Mar-10		<2.0	<2.0	<2.0	<2.0	<40	<2.0	<2.0	1.5 J	<10	<2.0	<2.0	<2.0	1.3 J	<2.0	<2.0	<2.0	<2.0	<10	<10	<10
21-Jun-10		<2.0	<2.0	<2.0	<2.0	<40	<2.0	<2.0	1.3 J	<10	<2.0	<2.0	<2.0	<2.0	<2.0	<2.0	<2.0	<2.0	<10	<10	<10	
14-Sep-10		<2.0	<2.0	<2.0	<2.0	<40	<2.0	<2.0	1.7 J	<10	<2.0	<2.0	<2.0	1.9 J	<2.0	<2.0	<2.0	<2.0	<10	<10	<10	
14-Dec-10		<2.0	<2.0	<2.0	<2.0	<40	<2.0	<2.0	1.8 J	<10	<2.0	<2.0	<2.0	3.6	<2.0	<2.0	<2.0	<2.0	<10	<10	<10	

US EPA ARCHIVE DOCUMENT

Appendix C
Groundwater and Surface Water Analytical Results
Former Romic Environmental Technologies Corporation
East Palo Alto, California
Groundwater Monitoring Report

Sampling Location	Date Sample Collected	Cas Number	trans 1,3-Dichloro propene (µg/L)	1,1-Dichloro propene (µg/L)	1,3-Dichloro benzene (µg/L)	1,4-Dichloro benzene (µg/L)	4-Methyl-2 pentanone µg/L	Dibromo chloro methane (µg/L)	Dichloro difluoro methane (µg/L)	Ethyl benzene (µg/L)	Hexachloro butadiene (µg/L)	Isopropyl benzene (µg/L)	Styrene (µg/L)	PCE (µg/L)	Toluene (µg/L)	Trichloro fluoro methane (µg/L)	4-Isopropyl toluene µg/L	1,1,1-TCA (µg/L)	1,1,2-TCA (µg/L)	TCE (µg/L)	1,2,3-Trichloro propane (µg/L)	1,2,3-Trichloro benzene (µg/L)
			10061-02-6	563-58-6	541-73-1	106-46-7	108-10-1	75-71-8	75-71-8	100-41-4	87-68-3	98-82-8	100-42-5	127-18-4	108-88-3	75-69-4	99-87-6	71-55-6	79-00-5	79-01-6	96-18-4	87-61-6
RW-2B	12-Sep-00		<200	<200	<200	<200	<200	<200	<200	<200	<200	<200	<200	<200	286	<200	<200	4,520	1,870	<200	<200	<200
	05-Dec-00		<250	<250	<250	<250	<250	<250	<250	<250	<250	<250	<250	<250	253	<250	<250	3,000	1,120	<250	<250	<250
	22-Mar-01		<154	<154	<154	<154	<154	<154	<154	<154	<154	<154	<154	<154	202	<154	<154	2,770	1,050	<154	<154	<154
	15-Jun-01		<220	<220	<220	<220	<220	<220	<220	<220	<220	<220	<220	<220	230	<220	<220	3,200	1,200	<220	<220	<220
	06-Sep-01		<400	<400	<400	<400	<400	<400	<400	<400	<400	<400	<400	<400	<400	<400	<400	1,600	1,000	<400	<400	<400
	18-Dec-01		<400	<400	<400	<400	<400	<400	<400	<400	<400	<400	<400	<400	<400	<400	<400	1,100	850	<400	<400	<400
	05-Apr-02		<250	<250	<250	<250	<250	<250	<250	<250	<250	<250	<250	<250	<250	<250	<250	3,000	1,300	<250	<250	<250
	11-Jun-02		<170	<170	<170	<170	<170	<170	<170	<170	<170	<170	<170	<170	<170	<170	<170	9,400	3,900	<170	<170	<170
	26-Sep-02		<500	<500	<500	<500	<500	<500	<500	<500	<500	<500	<500	<500	<500	<500	<500	1,500	2,600	<500	<500	<500
	03-Jan-03		<250	<250	<250	<250	<250	<250	<250	<250	<250	<250	<250	<250	<250	<250	<250	2,900	1,500	<250	<250	<250
	12-Mar-03		<50	<50	<50	<50	<50	<50	<50	<50	<50	<50	<50	85	190	<50	<50	2,100	1,400	<50	<50	<50
	18-Jun-03		<250	<250	<250	<250	<250	<250	<250	<250	<250	<250	<250	<250	<250	<250	<250	2,200	1,400	<250	<250	<250
	17-Sep-03		<250	<250	<250	<250	<250	<250	<250	<250	<250	<250	<250	<250	<250	<250	<250	4,600	2,100	<250	<250	<250
	17-Dec-03		<250	<250	<250	<250	<250	<250	<250	<250	<250	<250	<250	<250	<250	<250	<250	<250	<250	<250	<250	<250
	18-Mar-04		<10	<10	<10	<10	<10	<10	<10	<10	<10	<10	<10	<10	320	<10	<10	<10	<10	<10	<10	29
	23-Jun-04		<2.5	<2.5	<2.5	<2.5	<2.5	<2.5	<2.5	7.5	<2.5	<2.5	<2.5	<2.5	100	<2.5	<2.5	<2.5	3.5	<2.5	<2.5	<2.5
	30-Sep-04		<50	<50	<50	<50	<50	<50	<50	<50	<50	<50	<50	<50	120	<50	<50	<50	<50	<50	<50	<50
	21-Dec-04		<50	<50	<50	<50	<50	<50	<50	<50	<50	<50	<50	<50	62	<50	<50	<50	<50	<50	<50	<50
	29-Mar-05		<25	<25	<25	<25	<25	<25	<25	<25	<25	<25	<25	<25	88	<25	<25	<25	<25	<25	<25	<25
	07-Jun-05		<500	<500	<500	<500	<500	<500	<500	<500	<500	<500	<500	<500	<500	<500	<500	<500	<500	<500	<500	<500
	17-Aug-05		<3.1	<3.1	<3.1	3.5	<3.1	<3.1	<3.1	3.5	<3.1	<3.1	<3.1	<3.1	41	<3.1	<3.1	<3.1	<3.1	<3.1	<3.1	6.9
	30-Nov-05		<4.2	<4.2	<3.1	<3.1	<3.1	<3.1	<3.1	<4.2	<3.1	<4.2	<3.1	<4.2	16	<3.1	<4.2	<4.2	<4.2	<3.1	<3.1	4.5
	22-Mar-06		<4.2	<4.2	<4.2	2.8	<4.2	<4.2	<4.2	2.7	<4.2	<4.2	<4.2	<4.2	41	<4.2	<4.2	<4.2	<4.2	<4.2	<4.2	9.3
	15-Jun-06		<5.0	<5.0	<5.0	<5.0	<5.0	<5.0	<5.0	200	<5.0	<5.0	<5.0	<5.0	850	<5.0	<5.0	<5.0	<5.0	<5.0	<5.0	14
	23-Sep-06		<5.0	<5.0	<5.0	<5.0	<5.0	<5.0	<5.0	<5.0	<5.0	<5.0	<5.0	<5.0	38	<5.0	<5.0	<5.0	<5.0	<5.0	<5.0	7.1
	05-Dec-06		<5.0	<5.0	<5.0	<5.0	<5.0	<5.0	<5.0	<5.0	<5.0	<5.0	<5.0	<5.0	32	<5.0	<5.0	<5.0	<5.0	<5.0	<5.0	<5.0
	14-Mar-07		<5.0	<5.0	<5.0	<5.0	<5.0	<5.0	<5.0	<5.0	<5.0	<5.0	<5.0	<5.0	34	<5.0	<5.0	<5.0	<5.0	<5.0	<5.0	<5.0
	18-Jun-07		<5.0	<5.0	<5.0	<5.0	<5.0	<5.0	<5.0	<5.0	<5.0	<5.0	<5.0	<5.0	51	<5.0	<5.0	<5.0	<5.0	<5.0	<5.0	5.9
	27-Sep-07		<5.0	<5.0	<5.0	<5.0	<5.0	<5.0	<5.0	<5.0	<5.0	<5.0	<5.0	<5.0	80	<5.0	<5.0	<5.0	<5.0	<5.0	<5.0	9.4
	10-Dec-07		<5.0	<5.0	<5.0	<5.0	<5.0	<5.0	<5.0	<5.0	<5.0	<5.0	<5.0	<5.0	81	<5.0	<5.0	<5.0	<5.0	<5.0	<5.0	<5.0
	21-Mar-08		<5.0	<5.0	<5.0	<5.0	<100	<5.0	<5.0	<5.0	<5.0	<5.0	<5.0	<5.0	71	<5.0	<5.0	<5.0	<5.0	7.8	<5.0	7.7
	24-Jun-08		<0.50	<0.50	0.46 J	2.3	<10	<5.0	<0.50	1.2	<0.50	0.8	<0.50	<0.50	69	<0.50	<0.50	<0.50	0.87	<0.50	<0.50	9.5
	16-Sep-08		<10	<10	<10	<10	<200	<10	<10	<10	<10	<10	<10	<10	77	<10	<10	<10	<10	<10	<10	7.6 J
	16-Dec-08		<10	<10	<10	<10	<200	<10	<10	<10	<10	<10	<10	<10	83	<10	<10	<10	<10	<10	<10	11
	19-Mar-09		<10	<10	<10	<10	<200	<10	<10	<10	<10	<10	<10	<10	91	<10	<10	<10	<10	<10	<10	13
	23-Jun-09		<5.0	<5.0	<5.0	3.2 J	<100	<5.0	<5.0	<5.0	<5.0	<5.0	<5.0	<5.0	88	<5.0	<5.0	<5.0	<5.0	<5.0	<5.0	12
	23-Sep-09		0.76 J	<2.0 /UJ	<2.0 /UJ	2.7 /J	<40 /UJ	<2.0 /UJ	<2.0 /UJ	1.1 J	<10 /UJ	0.73 J	<2.0 /UJ	<2.0 /UJ	79.6 /J	<2.0 /UJ	<2.0 /UJ	<2.0 /UJ	1.7 J	<10 /UJ	<10 /UJ	11.9 /J
	15-Dec-09		0.69 J	<2.0 /UJ	<2.0 /UJ	2.6 /J	<40 /UJ	<2.0 /UJ	<2.0 /UJ	1.1 J	<10 /UJ	0.67 J	<2.0 /UJ	<2.0 /UJ	74.2 /J	<2.0 /UJ	<2.0 /UJ	<2.0 /UJ	1.8 J	<10 /UJ	<10 /UJ	9.9 J
	23-Mar-10		0.68 J	<2.0	<2.0	2.5	<40	<2.0	<2.0	1.3 J	<10	0.70 J	<2.0	<2.0	69.7	<2.0	<2.0	<2.0	2.3	<10	<10	10.0
	22-Jun-10		0.81 J	<2.0	<2.0	2.2	<40	<2.0	<2.0	0.98 J	<10	0.63 J	<2.0	<2.0	64.7	<2.0	<2.0	<2.0	2.3	<10	<10	8.4 J
	15-Sep-10		<2.0	<2.0	<2.0	2.9	<40	<2.0	<2.0	1.2 J	<10	0.89 J	<2.0	<2.0	79.4	<2.0	<2.0	<2.0	2.0	<10	<10	12.1
dup	15-Sep-10		<2.0	<2.0	<2.0	3.0	<40	<2.0	<2.0	1.2 J	<10	0.91 J	<2.0	<2.0	81.0	<2.0	<2.0	<2.0	2.0	<10	<10	12.3
	15-Dec-10		0.82 J	<4.0	<4.0	3.2 J	<80	<4.0	<4.0	1.3 J	<20	0.94 J	<4.0	<4.0	82.6	<4.0	<4.0	<4.0	2.6 J	<20	<20	9.5 J

US EPA ARCHIVE DOCUMENT

Appendix C
Groundwater and Surface Water Analytical Results
Former Romic Environmental Technologies Corporation
East Palo Alto, California
Groundwater Monitoring Report

Sampling Location	Date Sample Collected	Cas Number	trans 1,3-Dichloro propene (µg/L)	1,1-Dichloro propene (µg/L)	1,3-Dichloro benzene (µg/L)	1,4-Dichloro benzene (µg/L)	4-Methyl-2 pentanone µg/L	Dibromo chloro methane (µg/L)	Dichloro difluoro methane (µg/L)	Ethyl benzene (µg/L)	Hexachloro butadiene (µg/L)	Isopropyl benzene (µg/L)	Styrene (µg/L)	PCE (µg/L)	Toluene (µg/L)	Trichloro fluoro methane (µg/L)	4-Isopropyl toluene µg/L	1,1,1-TCA (µg/L)	1,1,2-TCA (µg/L)	TCE (µg/L)	1,2,3-Trichloro propane (µg/L)	1,2,3-Trichloro benzene (µg/L)
			10061-02-6	563-58-6	541-73-1	106-46-7	108-10-1	75-71-8	75-71-8	100-41-4	87-68-3	98-82-8	100-42-5	127-18-4	108-88-3	75-69-4	99-87-6	71-55-6	79-00-5	79-01-6	96-18-4	87-61-6
RW-3B	13-Sep-00		<2.0	<2.0	<2.0	<2.0	<2.0	<2.0	<2.0	<2.0	<2.0	<2.0	<2.0	<2.0	<2.0	<2.0	<2.0	<2.0	<2.0	<2.0	<2.0	<2.0
	20-Mar-01		<2.0	<2.0	<2.0	<2.0	<2.0	<2.0	<2.0	<2.0	<2.0	<2.0	<2.0	<2.0	<2.0	<2.0	<2.0	<2.0	<2.0	<2.0	<2.0	<2.0
	05-Sep-01		<2.0	<2.0	<2.0	<2.0	<2.0	<2.0	<2.0	<2.0	<2.0	<2.0	<2.0	<2.0	<2.0	<2.0	<2.0	<2.0	<2.0	<2.0	<2.0	<2.0
	03-Apr-02		<2.0	<2.0	<2.0	<2.0	<2.0	<2.0	<2.0	<2.0	<2.0	<2.0	<2.0	<2.0	<2.0	<2.0	<2.0	<2.0	<2.0	<2.0	<2.0	<2.0
	24-Sep-02		<0.50	<0.50	<0.50	<0.50	<0.50	<0.50	<0.50	<0.50	<0.50	<0.50	<0.50	<0.50	<0.50	<0.50	<0.50	<0.50	<0.50	<0.50	<0.50	<0.50
	11-Mar-03		<0.50	<0.50	<0.50	<0.50	<0.50	<0.50	<0.50	<0.50	<0.50	<0.50	<0.50	<0.50	<0.50	<0.50	<0.50	<0.50	<0.50	<0.50	<0.50	<0.50
	16-Sep-03		<0.50	<0.50	<0.50	<0.50	<0.50	<0.50	<0.50	<0.50	<0.50	<0.50	<0.50	<0.50	<0.50	<0.50	<0.50	<0.50	<0.50	<0.50	<0.50	<0.50
	30-Sep-04		<0.50	<0.50	<0.50	<0.50	<0.50	<0.50	<0.50	<0.50	<0.50	<0.50	<0.50	<0.50	<0.50	<0.50	<0.50	<0.50	<0.50	<0.50	<0.50	<0.50
	18-Aug-05		<0.5	<0.5	<0.5	<0.5	<0.5	<0.5	<0.5	<0.5	<0.5	<0.5	<0.5	<0.5	<0.5	<0.5	<0.5	<0.5	0.7	<0.5	<0.5	<0.5
	23-Mar-06		<0.5	<0.5	<0.5	<0.5	<0.5	<0.5	<0.5	<0.5	<0.5	<0.5	<0.5	<0.5	<0.5	<0.5	<0.5	<0.5	<0.5	<0.5	<0.5	<0.5
	22-Sep-06		<0.5	<0.5	<0.5	<0.5	<0.5	<0.5	<0.5	<0.5	<0.5	<0.5	<0.5	<0.5	<0.5	<0.5	<0.5	<0.5	<0.5	<0.5	<0.5	<0.5
	24-Sep-07		<0.50	<0.50	<0.50	<0.50	<0.50	<0.50	<0.50	<0.50	<0.50	<0.50	<0.50	<0.50	<0.50	<0.50	<0.50	<0.50	<0.50	<0.50	<0.50	<0.50
	15-Sep-08		<0.50	<0.50	<0.50	<0.50	<10	<0.50	<0.50	<0.50	<0.50	<0.50	<0.50	<0.50	<0.50	<0.50	<0.50	<0.50	<0.50	<0.50	<0.50	<0.50
	21-Sep-09		<1.0	<1.0	<1.0	<1.0	<5.0	<1.0	<2.0	<1.0	<2.0	<1.0	<1.0	<1.0	<1.0	<2.0	<1.0	<1.0	<1.0	<2.0	<1.0	<2.0
	13-Sep-10		<1.0	<1.0	<1.0	<1.0	<20	<1.0	<1.0	<1.0	<5.0	<1.0	<1.0	<1.0	<1.0	<1.0	<1.0	<1.0	<1.0	<5.0	<5.0	<5.0
RW-4B	12-Sep-00		<2.0	<2.0	<2.0	<2.0	<2.0	<2.0	<2.0	<2.0	<2.0	<2.0	<2.0	<2.0	<2.0	<2.0	<2.0	<2.0	<2.0	<2.0	<2.0	<2.0
	05-Dec-00		<2.0	<2.0	<2.0	<2.0	<2.0	<2.0	<2.0	<2.0	<2.0	<2.0	<2.0	<2.0	<2.0	<2.0	<2.0	<2.0	<2.0	<2.0	<2.0	<2.0
	20-Mar-01		<2.0	<2.0	<2.0	<2.0	<2.0	<2.0	<2.0	<2.0	<2.0	<2.0	<2.0	<2.0	<2.0	<2.0	<2.0	<2.0	<2.0	<2.0	<2.0	<2.0
	15-Jun-01		<2.0	<2.0	<2.0	<2.0	<2.0	<2.0	<2.0	<2.0	<2.0	<2.0	<2.0	<2.0	<2.0	<2.0	<2.0	<2.0	<2.0	<2.0	<2.0	<2.0
dup	15-Jun-01		<2.0	<2.0	<2.0	<2.0	<2.0	<2.0	<2.0	<2.0	<2.0	<2.0	<2.0	<2.0	<2.0	<2.0	<2.0	<2.0	<2.0	<2.0	<2.0	<2.0
	06-Sep-01		<2.0	<2.0	<2.0	<2.0	<2.0	<2.0	<2.0	<2.0	<2.0	<2.0	<2.0	<2.0	<2.0	<2.0	<2.0	<2.0	<2.0	<2.0	<2.0	<2.0
	18-Dec-01		<2.0	<2.0	<2.0	<2.0	<2.0	<2.0	<2.0	<2.0	<2.0	<2.0	<2.0	<5.0	<2.0	<2.0	<2.0	<2.0	<2.0	<2.0	<2.0	<2.0
	03-Apr-02		<2.0	<2.0	<2.0	<2.0	<2.0	<2.0	<2.0	<2.0	<2.0	<2.0	<2.0	<2.0	<2.0	<2.0	<2.0	<2.0	<2.0	<2.0	<2.0	<2.0
	11-Jun-02		<2.0	<2.0	<2.0	<2.0	<2.0	<2.0	<2.0	<2.0	<2.0	<2.0	<2.0	<2.0	<2.0	<2.0	<2.0	<2.0	<2.0	<2.0	<2.0	<2.0
	24-Sep-02		<0.50	<0.50	<0.50	<0.50	<0.50	<0.50	<0.50	<0.50	<0.50	<0.50	<0.50	<0.50	<0.50	<0.50	<0.50	<0.50	<0.50	<0.50	<0.50	<0.50
	02-Jan-03		<0.50	<0.50	<0.50	<0.50	<0.50	<0.50	<0.50	<0.50	<0.50	<0.50	<0.50	<0.50	<0.50	<0.50	<0.50	<0.50	<0.50	<0.50	<0.50	<0.50
	11-Mar-03		<0.50	<0.50	<0.50	<0.50	<0.50	<0.50	<0.50	<0.50	<0.50	<0.50	<0.50	<0.50	<0.50	<0.50	<0.50	<0.50	<0.50	<0.50	<0.50	<0.50
	16-Sep-03		<0.50	<0.50	<0.50	<0.50	<0.50	<0.50	<0.50	<0.50	<0.50	<0.50	<0.50	<0.50	<0.50	<0.50	<0.50	<0.50	<0.50	<0.50	<0.50	<0.50
	27-Sep-04		<0.50	<0.50	<0.50	<0.50	<0.50	<0.50	<0.50	<0.50	<0.50	<0.50	<0.50	<0.50	<0.50	<0.50	<0.50	<0.50	<0.50	<0.50	<0.50	<0.50
	17-Aug-05		<0.5	<0.5	<0.5	<0.5	<0.5	<0.5	<0.5	<0.5	<0.5	<0.5	<0.5	<0.5	<0.5	<0.5	<0.5	<0.5	<0.5	<0.5	<0.5	<0.5
	22-Mar-06		<0.5	<0.5	<0.5	<0.5	<0.5	<0.5	<0.5	<0.5	<0.5	<0.5	<0.5	<0.5	<0.5	<0.5	<0.5	<0.5	<0.5	<0.5	<0.5	<0.5
	22-Sep-06		<0.5	<0.5	<0.5	<0.5	<0.5	<0.5	<0.5	<0.5	<0.5	<0.5	<0.5	<0.5	<0.5	<0.5	<0.5	<0.5	<0.5	<0.5	<0.5	<0.5
	24-Sep-07		<0.50	<0.50	<0.50	<0.50	<0.50	<0.50	<0.50	<0.50	<0.50	<0.50	<0.50	<0.50	<0.50	<0.50	<0.50	<0.50	<0.50	<0.50	<0.50	<0.50
	15-Sep-08		<0.50	<0.50	<0.50	<0.50	<10	<0.50	<0.50	<0.50	<0.50	<0.50	<0.50	<0.50	<0.50	<0.50	<0.50	<0.50	<0.50	<0.50	<0.50	<0.50
	21-Sep-09		<1.0	<1.0	<1.0	<1.0	<5.0	<1.0	<2.0	<1.0	<2.0	<1.0	<1.0	<1.0	<1.0	<2.0	<1.0	<1.0	<1.0	<2.0	<1.0	<2.0
	13-Sep-10		<1.0	<1.0	<1.0	<1.0	<20	<1.0	<1.0	<1.0	<5.0	<1.0	<1.0	<1.0	<1.0	<1.0	<1.0	<1.0	<1.0	<5.0	<5.0	<5.0
	14-Dec-10		<1.0	<1.0	<1.0	<1.0	<20	<1.0	<1.0	<1.0	<5.0	<1.0	<1.0	<1.0	<1.0	<1.0	<1.0	<1.0	<1.0	<5.0	<5.0	<5.0

US EPA ARCHIVE DOCUMENT

Appendix C
Groundwater and Surface Water Analytical Results
Former Romic Environmental Technologies Corporation
East Palo Alto, California
Groundwater Monitoring Report

Sampling Location	Date Sample Collected	Cas Number	trans 1,3-Dichloro propene (µg/L)	1,1-Dichloro propene (µg/L)	1,3-Dichloro benzene (µg/L)	1,4-Dichloro benzene (µg/L)	4-Methyl-2 pentanone µg/L	Dibromo chloro methane (µg/L)	Dichloro difluoro methane (µg/L)	Ethyl benzene (µg/L)	Hexachloro butadiene (µg/L)	Isopropyl benzene (µg/L)	Styrene (µg/L)	PCE (µg/L)	Toluene (µg/L)	Trichloro fluoro methane (µg/L)	4-Isopropyl toluene µg/L	1,1,1-TCA (µg/L)	1,1,2-TCA (µg/L)	TCE (µg/L)	1,2,3-Trichloro propane (µg/L)	1,2,3-Trichloro benzene (µg/L)
			10061-02-6	563-58-6	541-73-1	106-46-7	108-10-1	75-71-8	75-71-8	100-41-4	87-68-3	98-82-8	100-42-5	127-18-4	108-88-3	75-69-4	99-87-6	71-55-6	79-00-5	79-01-6	96-18-4	87-61-6
RW-5B	13-Aug-03		<1,200	<1,200	<1,200	<1,200	<1,200	<1,200	<1,200	<1,200	<1,200	<1,200	<1,200	<1,200	<1,200	<1,200	<1,200	1,500	20,000	<1,200	<1,200	<1,200
	17-Dec-03		<50	<50	<50	<50	<50	<50	<50	410	<50	<50	<50	890	420	<50	<50	<50	14,000	<50	<50	<50
	17-Mar-04		<1,000	<1,000	<1,000	<1,000	<1,000	<1,000	<1,000	<1,000	<1,000	<1,000	<1,000	<1,000	<1,000	<1,000	<1,000	<1,000	1,500	<1,000	<1,000	<1,000
	24-Jun-04		<1,000	<1,000	<1,000	<1,000	<1,000	<1,000	<1,000	<1,000	<1,000	<1,000	<1,000	<1,000	<1,000	<1,000	<1,000	<1,000	16,000	<1,000	<1,000	<1,000
	30-Sep-04		<500	<500	<500	<500	<500	<500	<500	<500	<500	<500	<500	850	510	<500	<500	<500	18,000	<500	<500	<500
	20-Dec-04		<1,000	<1,000	<1,000	<1,000	<1,000	<1,000	<1,000	<1,000	<1,000	<1,000	<1,000	<1,000	<1,000	<1,000	<1,000	<1,000	18,000	<1,000	<1,000	<1,000
	09-Jun-05		<500	<500	<500	<500	<500	<500	<500	<500	<500	<500	<500	1,000	600	<500	<500	<500	12,000	<500	<500	<500
	19-Aug-05		<250	<250	<250	<250	<250	<250	<250	470	<250	<250	<250	570	680	<250	<250	<250	5,100	<250	<250	<250
	02-Dec-05		<250	<250	<250	<250	<250	<250	<250	380	<250	<250	<250	370	410	<250	<250	<250	4,300	<250	<250	<250
	27-Mar-06		<200	<200	<200	<200	<200	<200	<200	260	<200	<200	<200	370	260	<200	<200	<200	4,300	<200	<200	<200
	16-Jun-06		<5.0	<5.0	<5.0	<5.0	<5.0	<5.0	<5.0	380	<5.0	<5.0	<5.0	<5.0	410	<5.0	<5.0	<5.0	40	<5.0	<5.0	29
	21-Sep-06		<25	<25	<25	<25	<25	<25	<25	330	<25	<25	<25	<25	370	<25	<25	<25	60	<25	<25	<25
	06-Dec-06		<25	<25	<25	<25	<25	<25	<25	460	<25	<25	<25	32	480	<25	<25	<25	290	<25	<25	<25
	13-Mar-07		<10	<10	<10	<10	<10	<10	<10	340	<10	<10	<10	15	380	<10	<10	<10	77	<10	<10	20
dup	13-Mar-07		<5.0	<5.0	<5.0	<5.0	<5.0	<5.0	<5.0	380	<5.0	<5.0	<5.0	17	390	<5.0	<5.0	<5.0	85	<5.0	<5.0	19
	18-Jun-07		<10	<10	<10	<10	<10	<10	<10	230	<10	<10	<10	<10	280	<10	<10	<10	12	<10	<10	11
	26-Sep-07		<5.0	<5.0	<5.0	<5.0	<5.0	<5.0	<5.0	360	<5.0	<5.0	<5.0	14	310	<5.0	<5.0	<5.0	110	<5.0	<5.0	16
dup	26-Sep-07		<5.0	<5.0	<5.0	<5.0	<5.0	<5.0	<5.0	350	<5.0	<5.0	<5.0	14	300	<5.0	<5.0	<5.0	110	<5.0	<5.0	15
	12-Dec-07		<5.0	<5.0	<5.0	<5.0	<5.0	<5.0	<5.0	180	<5.0	<5.0	<5.0	<5.0	170	<5.0	<5.0	<5.0	14	<5.0	<5.0	6.4
	20-Mar-08		<5.0 J	<5.0 J	<5.0 J	<5.0 J	<100 J	<5.0 J	<5.0 J	220 J	<5.0 J	<5.0 J	<5.0 J	<5.0 J	260 J	<5.0 J	<5.0 J	<5.0 J	5.1 J	14 J	<5.0 J	14 J
dup	20-Mar-08		<10 J	<10 J	<10 J	<10 J	<200 J	<10 J	<10 J	1,100 J	<10 J	<10 J	<10 J	<10 J	1,300 J	<10 J	<10 J	<10 J	28 J	<10 J	<10 J	52 J
	25-Jun-08		<5.0	<5.0	<5.0	<5.0	<100	<5.0	<5.0	140	<5.0	<5.0	<5.0	<5.0	88	<5.0	<5.0	<5.0	<5.0	<5.0	<5.0	14
	18-Sep-08		<10	<10	<10	<10	<200	<10	<10	210	<10	<10	<10	<10	210	<10	<10	<10	82	<10	<10	8.2 J
dup	18-Sep-08		<10	<10	<10	<10	<200	<10	<10	310	<10	<10	<10	<10	290	<10	<10	<10	110	<10	<10	12
	16-Dec-08		<10	<10	<10	<10	<200	<10	<10	120	<10	<10	<10	5.0 J	65	<10	<10	<10	16	<10	<10	4.2 J
	20-Mar-09		---	<10	<10	<10	---	<10	<10	110	<10	<10	<10	<10	57	<10	<10	<10	15	<10	<10	<10
	24-Jun-09		<5.0	<5.0	<5.0	<5.0	<100	<5.0	<5.0	110	<5.0	<5.0	<5.0	2.0 J	56	<5.0	<5.0	<5.0	45	<5.0	<5.0	<5.0
	24-Sep-09		<10 /UJ	<10 /UJ	<10 /UJ	<10 /UJ	<200 /UJ	<10 /UJ	<10 /UJ	106 /J	<50 /UJ	<10 /UJ	<10 /UJ	<10 /UJ	55.9 /J	<10 /UJ	<10 /UJ	<10 /UJ	10.4 /J	<50 /UJ	<50 /UJ	<50 /UJ
	16-Dec-09		<50 /UJ	<50 /UJ	<50 /UJ	<50 /UJ	<1000 /UJ	<50 /UJ	<50 /UJ	187 /J	<250 /UJ	<50 /UJ	<50 /UJ	<50 /UJ	162 /J	<50 /UJ	<50 /UJ	<50 /UJ	21.8 J	<250 /UJ	<250 /UJ	<250 /UJ
	24-Mar-10		<100	<100	<100	<100	<2,000	<100	<100	120	<500	<100	<100	<100	78.4 J	<100	<100	<100	58.0 J	<500	<500	<500
	23-Jun-10		<20	<20	<20	<20	<400	<20	<20	141	<100	<20	<20	<20	99.9	<20	<20	<20	39.3	<100	<100	<100
	15-Sep-10		<10	<10	<10	<10	<200	<10	<10	196	<50	<10	<10	<10	167	<10	<10	<10	9.4 J	<50	<50	7.7 J
	15-Dec-10		<20	<20	<20	<20	<400	<20	<20	129	<100	<20	<20	<20	80.7	<20	<20	<20	19.2 J	<100	<100	<100

US EPA ARCHIVE DOCUMENT

Appendix C
Groundwater and Surface Water Analytical Results
Former Romic Environmental Technologies Corporation
East Palo Alto, California
Groundwater Monitoring Report

Sampling Location	Date Sample Collected	Cas Number	trans 1,3-Dichloro propene (µg/L)	1,1-Dichloro propene (µg/L)	1,3-Dichloro benzene (µg/L)	1,4-Dichloro benzene (µg/L)	4-Methyl-2 pentanone µg/L	Dibromo chloro methane (µg/L)	Dichloro difluoro methane (µg/L)	Ethyl benzene (µg/L)	Hexachloro butadiene (µg/L)	Isopropyl benzene (µg/L)	Styrene (µg/L)	PCE (µg/L)	Toluene (µg/L)	Trichloro fluoro methane (µg/L)	4-Isopropyl toluene µg/L	1,1,1-TCA (µg/L)	1,1,2-TCA (µg/L)	TCE (µg/L)	1,2,3-Trichloro propane (µg/L)	1,2,3-Trichloro benzene (µg/L)
			10061-02-6	563-58-6	541-73-1	106-46-7	108-10-1	75-71-8	75-71-8	100-41-4	87-68-3	98-82-8	100-42-5	127-18-4	108-88-3	75-69-4	99-87-6	71-55-6	79-00-5	79-01-6	96-18-4	87-61-6
RW-7B	12-Sep-00		<10.0	<10.0	<10.0	<10.0	<10.0	<10.0	<10.0	<10.0	<10.0	<10.0	<10.0	<10.0	<10.0	<10.0	<10.0	65.6	<10.0	<10.0	<10.0	<10.0
	05-Dec-00		<10.0	<10.0	<10.0	<10.0	<10.0	<10.0	<10.0	<10.0	<10.0	<10.0	<10.0	<10.0	<10.0	<10.0	<10.0	74.9	<10.0	<10.0	<10.0	<10.0
	22-Mar-01		<8.33	<8.33	<8.33	<8.33	<8.33	<8.33	<8.33	<8.33	<8.33	<8.33	<8.33	<8.33	<8.33	<8.33	<8.33	61.9	<8.33	<8.33	<8.33	<8.33
	15-Jun-01		<10	<10	<10	<10	<10	<10	<10	<10	<10	<10	<10	<10	<10	<10	<10	110	11	<10	<10	<10
	06-Sep-01		<10	<10	<10	<10	<10	<10	<10	<10	<10	<10	<10	<10	<10	<10	<10	180	28	<10	<10	<10
	18-Dec-01		<20	<20	<20	<20	<20	<20	<20	<20	<20	<20	<20	<20	<20	<20	<20	150	21	<20	<20	<20
	08-Apr-02		<20	<20	<20	<20	<20	<20	<20	<20	<20	<20	<20	<20	<20	<20	<20	120	23	<20	<20	<20
	11-Jul-02		<12	<12	<12	<12	<12	<12	<12	<12	<12	<12	<12	<12	<12	<12	<12	130	18	<12	<12	<12
	24-Sep-02		<20	<20	<20	<20	<20	<20	<20	<20	<20	<20	<20	<20	<20	<20	<20	150	<80	<20	<20	<20
dup	24-Sep-02		<20	<20	<20	<20	<20	<20	<20	<20	<20	<20	<20	<20	<20	<20	<20	180	<80	<20	<20	<20
	02-Jan-03		<12	<12	<12	<12	<12	<12	<12	<12	<12	<12	<12	<12	<12	<12	<12	110	25	<12	<12	<12
	11-Mar-03		<2.5	<2.5	<2.5	<2.5	<2.5	<2.5	<2.5	<2.5	<2.5	<2.5	<2.5	<2.5	<2.5	<2.5	<2.5	55	10	<2.5	<2.5	<2.5
	11-Mar-03		<2.5	<2.5	<2.5	<2.5	<2.5	<2.5	<2.5	<2.5	<2.5	<2.5	<2.5	<2.5	<2.5	<2.5	<2.5	62	11	<2.5	<2.5	<2.5
	17-Sep-03		<5.0	<5.0	<5.0	<5.0	<5.0	<5.0	<5.0	<5.0	<5.0	<5.0	<5.0	<5.0	<5.0	<5.0	<5.0	91	40	<5.0	<5.0	<5.0
	17-Mar-04		<2.5	<2.5	<2.5	<2.5	<2.5	<2.5	<2.5	<2.5	<2.5	<2.5	<2.5	<2.5	<2.5	<2.5	<2.5	130	35	<2.5	<2.5	<2.5
	30-Sep-04		<5.0	<5.0	<5.0	<5.0	<5.0	<5.0	<5.0	<5.0	<5.0	<5.0	<5.0	<5.0	<5.0	<5.0	<5.0	13	<5.0	<5.0	<5.0	<5.0
dup	29-Mar-05		<50	<50	<50	<50	<50	<50	<50	<50	<50	<50	<50	<50	<50	<50	<50	140	58	<50	<50	<50
	29-Mar-05		<25	<25	<25	<25	<25	<25	<25	<25	<25	<25	<25	<25	<25	<25	<25	150	56	<25	<25	<25
	19-Aug-05		<0.5	<0.5	<0.5	<0.5	<0.5	<0.5	<0.5	<0.5	<0.5	<0.5	<0.5	<0.5	<0.5	<0.5	<0.5	<0.5	<0.5	<0.5	<0.5	<0.5
	22-Mar-06		<5.0	<5.0	<5.0	<5.0	<5.0	<5.0	<5.0	<5.0	<5.0	<5.0	<5.0	<5.0	<5.0	<5.0	<5.0	99	25	<5.0	<5.0	<5.0
	21-Sep-06		<0.5	<0.5	<0.5	<0.5	<0.5	<0.5	<0.5	<0.5	<0.5	<0.5	<0.5	<0.5	<0.5	<0.5	<0.5	6.9	<0.5	<0.5	<0.5	<0.5
	15-Mar-07		<0.5	<0.5	<0.5	<0.5	<0.5	<0.5	<0.5	<0.5	<0.5	<0.5	<0.5	<0.5	<0.5	<0.5	<0.5	6.9	1.2	<0.5	<0.5	<0.5
	25-Sep-07		<0.50	<0.50	<0.50	<0.50	<0.50	<0.50	<0.50	<0.50	<0.50	<0.50	<0.50	<0.50	<0.50	<0.50	<0.50	7.3	1	<0.50	<0.50	<0.50
	19-Mar-08		<0.50	<0.50	<0.50	<0.50	<10	<0.50	<0.50	<0.50	<0.50	<0.50	<0.50	<0.50	<0.50	<0.50	<0.50	49	10	<0.50	<0.50	<0.50
	16-Sep-08		<0.50	<0.50	<0.50	<0.50	<10	<0.50	<0.50	<0.50	<0.50	<0.50	<0.50	<0.50	<0.50	<0.50	<0.50	52	51	<0.50	<0.50	<0.50
	19-Mar-09		<5.0	<5.0	<5.0	<5.0	<100	<5.0	<5.0	<5.0	<5.0	<5.0	<5.0	<5.0	<5.0	<5.0	<5.0	4.30 J	<5.0	<5.0	<5.0	<5.0
	23-Sep-09		<1.0	<1.0	<1.0	<1.0	<20	<1.0	<1.0	<1.0	<5.0	<1.0	<1.0	<1.0	<1.0	<1.0	<1.0	1.3	0.60 J	<5.0	<5.0	<5.0
	23-Mar-10		<1.0	<1.0	<1.0	<1.0	<20	<1.0	<1.0	<1.0	<5.0	<1.0	<1.0	<1.0	<1.0	<1.0	<1.0	2.3	0.88 J	<5.0	<5.0	<5.0
	14-Sep-10		<2.0	<2.0	<2.0	<2.0	<40	<2.0	<2.0	<2.0	<10	<2.0	<2.0	<2.0	<2.0	<2.0	<2.0	12.0	2.9	<10	<10	<10
	15-Dec-10		<2.0	<2.0	<2.0	<2.0	<40	<2.0	<2.0	<2.0	<10	<2.0	<2.0	<2.0	<2.0	<2.0	<2.0	2.9	0.89 J	<10	<10	<10

US EPA ARCHIVE DOCUMENT

Appendix C
Groundwater and Surface Water Analytical Results
Former Romic Environmental Technologies Corporation
East Palo Alto, California
Groundwater Monitoring Report

Sampling Location	Date Sample Collected	Cas Number	trans 1,3-Dichloro propene (µg/L)	1,1-Dichloro propene (µg/L)	1,3-Dichloro benzene (µg/L)	1,4-Dichloro benzene (µg/L)	4-Methyl-2 pentanone µg/L	Dibromo chloro methane (µg/L)	Dichloro difluoro methane (µg/L)	Ethyl benzene (µg/L)	Hexachloro butadiene (µg/L)	Isopropyl benzene (µg/L)	Styrene (µg/L)	PCE (µg/L)	Toluene (µg/L)	Trichloro fluoro methane (µg/L)	4-Isopropyl toluene µg/L	1,1,1-TCA (µg/L)	1,1,2-TCA (µg/L)	TCE (µg/L)	1,2,3-Trichloro propane (µg/L)	1,2,3-Trichloro benzene (µg/L)
			10061-02-6	563-58-6	541-73-1	106-46-7	108-10-1	75-71-8	75-71-8	100-41-4	87-68-3	98-82-8	100-42-5	127-18-4	108-88-3	75-69-4	99-87-6	71-55-6	79-00-5	79-01-6	96-18-4	87-61-6
RW-8B	13-Sep-00		<143	<143	<143	<143	<143	<143	<143	<143	<143	<143	<143	1,390	<143	<143	602	458	8,770	<143	<143	<143
	23-Mar-01		<100	<100	<100	<100	<100	<100	<100	<100	<100	<100	<100	460	<100	<100	434	332	3,980	<100	<100	<100
dup	23-Mar-01		<100	<100	<100	<100	<100	<100	<100	<100	<100	<100	<100	359	<100	<100	362	339	2,770	<100	<100	<100
	13-Jun-01		<200	<200	<200	<200	<200	<200	<200	<200	<200	<200	<200	<200	<200	<200	490	380	270	<200	<200	<200
	05-Sep-01		<5.0	<5.0	<5.0	<5.0	<5.0	<5.0	<5.0	<5.0	<5.0	<5.0	<5.0	610	<5.0	<5.0	300	400	6,300	<5.0	<5.0	<5.0
	19-Dec-01		<50	<50	<50	<50	<50	<50	<50	<50	<50	<50	<50	700	<50	<50	240	380	6,400	<50	<50	<50
	08-Apr-02		<67	<67	<67	<67	<67	<67	<67	<67	<67	<67	<67	280	<67	<67	110	110	2,500	<67	<67	<67
dup	12-Jun-02		<170	<170	<170	<170	<170	<170	<170	<170	<170	<170	<170	440	<170	<170	330	310	3,800	<170	<170	<170
	12-Jun-02		<140	<140	<140	<140	<140	<140	<140	<140	<140	<140	<140	390	<140	<140	<140	260	3,400	<140	<140	<140
	25-Sep-02		<100	<100	<100	<100	<100	<100	<100	<100	<100	<100	<100	490	<100	<100	160	230	5,000	<100	<100	<100
	03-Jan-03		<120	<120	<120	<120	<120	<120	<120	<120	<120	<120	<120	1,100	<120	<120	250	330	8,100	<120	<120	<120
	12-Mar-03		<100	<100	<100	<100	<100	<100	<100	<100	<100	<100	<100	390	<100	<100	<100	130	3,600	<100	<100	<100
dup	18-Jun-03		<250	<250	<250	<250	<250	<250	<250	<250	<250	<250	<250	800	<250	<250	<250	280	5,300	<250	<250	<250
	18-Jun-03		<120	<120	<120	<120	<120	<120	<120	<120	<120	<120	<120	800	<120	<120	160	310	5,300	<120	<120	<120
	18-Sep-03		<500	<500	<500	<500	<500	<500	<500	<500	<500	<500	<500	1,200	<500	<500	<500	<500	7,200	<500	<500	<500
	18-Dec-03		<120	<120	<120	<120	<120	<120	<120	<120	<120	<120	<120	1,800	<120	<120	240	360	7,700	<120	<120	<120
dup	18-Mar-04		<500	<500	<500	<500	<500	<500	<500	<500	<500	<500	<500	740	<500	<500	<500	<500	3,100	<500	<500	<500
	18-Mar-04		<120	<120	<120	<120	<120	<120	<120	<120	<120	<120	<120	1,100	<120	<120	230	310	5,600	<120	<120	<120
dup	24-Jun-04		<250	<250	<250	<250	<250	<250	<250	<250	<250	<250	<250	1,600	<250	<250	<250	310	6,300	<250	<250	<250
dup	24-Jun-04		<250	<250	<250	<250	<250	<250	<250	<250	<250	<250	<250	1,800	<250	<250	<250	350	7,200	<250	<250	<250
	30-Sep-04		<250	<250	<250	<250	<250	<250	<250	<250	<250	<250	<250	3,300	<250	<250	270	510	10,000	<250	<250	<250
	23-Dec-04		<250	<250	<250	<250	<250	<250	<250	<250	<250	<250	<250	2,600	<250	<250	<250	530	8,200	<250	<250	<250
	30-Mar-05		<250	<250	<250	<250	<250	<250	<250	<250	<250	<250	<250	1,800	<250	<250	<250	280	6,000	<250	<250	<250
	08-Jun-05		<2.5	<2.5	<2.5	<2.5	<2.5	<2.5	<2.5	5.4	<2.5	<2.5	<2.5	<2.5	4.8	4.8	<2.5	<2.5	<2.5	<2.5	<2.5	19
	19-Aug-05		<100	<100	<100	<100	<100	<100	<100	<100	<100	<100	<100	770	<100	<100	160	<100	1,700	<100	<100	<100
	02-Dec-05		<100	<100	<100	<100	<100	<100	<100	<100	<100	<100	<100	500	<100	<100	130	<100	980	<100	<100	<100
	24-Mar-06		<83	<83	<83	<83	<83	<83	<83	<83	<83	<83	<83	100	<83	<83	130	<100	310	<83	<83	<83
dup	15-Jun-06		<5.0	<5.0	<5.0	<5.0	<5.0	<5.0	<5.0	15	<5.0	<5.0	<5.0	56	27	27	<5.0	<5.0	360	<5.0	<5.0	43
	15-Jun-06		<0.50	<0.50	<0.50	<0.50	<0.50	<0.50	<0.50	8.4	<0.50	0.55	1.1	27	15	15	11	<0.50	350	<0.50	<0.50	23
	23-Sep-06		<25	<25	<25	<25	<25	<25	<25	40	<25	<25	<25	54	86	86	11	<25	620	<25	<25	64
dup	06-Dec-06		<5.0	<5.0	<5.0	<5.0	<5.0	<5.0	<5.0	18	<5.0	1.2	<5.0	170	46	7.1	13	13	890	<5.0	<5.0	48
	06-Dec-06		<0.50	<0.50	<0.50	<0.50	<0.50	<0.50	<0.50	18	<0.50	1.2	2	120	41	6.1	11	14	640	<0.50	0.61	47
	14-Mar-07		<25	<25	<25	<25	<25	<25	<25	55	<25	<25	<25	50	50	50	<25	<25	1,100	<25	<25	220
	19-Jun-07		<100	<100	<100	<100	<100	<100	<100	<100	<100	<100	<100	130	<100	<100	<100	<100	2,000	<100	<100	<100
	27-Sep-07		<25	<25	<25	<25	<25	<25	<25	32	<25	<25	<25	35	100	100	27	41	720	<25	<25	76
	12-Dec-07		<2.5	<2.5	<2.5	<2.5	<2.5	<2.5	<2.5	29	<2.5	<2.5	<2.5	8.4	46	46	6.3	6.8	31	<2.5	<2.5	14
	20-Mar-08		<2.5 J	<2.5 J	<2.5 J	<2.5 J	<2.5 J	<2.5 J	5.7 J	91 J	<2.5 J	6.2 J	4.8 J	11 J	81 J	46 J	6.3 J	6.8 J	11 J	<2.5 J	30 J	430 J
	17-Sep-08		<10	<10	<10	<10	<200	<10	<10	25	<10	<10	<10	18	190	<10	<10	<10	49	<10	<10	29
	20-Mar-09		---	<10	<10	<10	---	<10	<10	41	<10	<10	<10	11	200	<10	8.80 J	<10	76	<10	<10	67
dup	15-Sep-10		<400	<400	<400	<400	<8,000	<400	<400	<400	<2,000	<400	<400	<400	265 J	<400	<400	<400	<400	<2,000	<2,000	<2,000
	15-Sep-10		<400	<400	<400	<400	<8,000	<400	<400	<400	<2,000	<400	<400	<400	280 J	<400	<400	<400	<400	<2,000	<2,000	<2,000

US EPA ARCHIVE DOCUMENT

Appendix C
Groundwater and Surface Water Analytical Results
Former Romic Environmental Technologies Corporation
East Palo Alto, California
Groundwater Monitoring Report

Sampling Location	Date Sample Collected	Cas Number	trans 1,3-Dichloro propene (µg/L)	1,1-Dichloro propene (µg/L)	1,3-Dichloro benzene (µg/L)	1,4-Dichloro benzene (µg/L)	4-Methyl-2 pentanone µg/L	Dibromo chloro methane (µg/L)	Dichloro difluoro methane (µg/L)	Ethyl benzene (µg/L)	Hexachloro butadiene (µg/L)	Isopropyl benzene (µg/L)	Styrene (µg/L)	PCE (µg/L)	Toluene (µg/L)	Trichloro fluoro methane (µg/L)	4-Isopropyl toluene µg/L	1,1,1-TCA (µg/L)	1,1,2-TCA (µg/L)	TCE (µg/L)	1,2,3-Trichloro propane (µg/L)	1,2,3-Trichloro benzene (µg/L)		
			10061-02-6	563-58-6	541-73-1	106-46-7	108-10-1	75-71-8	75-71-8	100-41-4	87-68-3	98-82-8	100-42-5	127-18-4	108-88-3	75-69-4	99-87-6	71-55-6	79-00-5	79-01-6	96-18-4	87-61-6		
RW-11B	13-Sep-00		<2.0	<2.0	<2.0	<2.0	<2.0	<2.0	<2.0	<2.0	<2.0	<2.0	<2.0	3.9	<2.0	<2.0	<2.0	<2.0	17.2	<2.0	<2.0	<2.0		
	20-Mar-01		<2.0	<2.0	<2.0	<2.0	<2.0	<2.0	<2.0	<2.0	<2.0	<2.0	<2.0	<2.0	<2.0	<2.0	<2.0	<2.0	9.81	<2.0	<2.0	<2.0		
	06-Sep-01		<2.0	<2.0	<2.0	<2.0	<2.0	<2.0	<2.0	<2.0	<2.0	<2.0	<2.0	17	<2.0	<2.0	<2.0	<2.0	93	<2.0	<2.0	<2.0		
	04-Apr-02		<2.0	<2.0	<2.0	<2.0	<2.0	<2.0	<2.0	<2.0	<2.0	<2.0	<2.0	2.2	<2.0	<2.0	<2.0	<2.0	18	<2.0	<2.0	<2.0		
	dup	04-Apr-02		<2.0	<2.0	<2.0	<2.0	<2.0	<2.0	<2.0	<2.0	<2.0	<2.0	<2.0	2.4	<2.0	<2.0	<2.0	<2.0	17	<2.0	<2.0	<2.0	
	25-Sep-02		<5.0	<5.0	<5.0	<5.0	<5.0	<5.0	<5.0	<5.0	<5.0	<5.0	<5.0	13	<5.0	<5.0	<5.0	<5.0	130	<5.0	<5.0	<5.0	<5.0	
	11-Mar-03		<2.5	<2.5	<2.5	<2.5	<2.5	<2.5	<2.5	<2.5	<2.5	<2.5	<2.5	<2.5	4.7	<2.5	<2.5	<2.5	<2.5	28	<2.5	<2.5	<2.5	<2.5
	16-Sep-03		<2.5	<2.5	<2.5	<2.5	<2.5	<2.5	<2.5	<2.5	<2.5	<2.5	<2.5	<2.5	16	<2.5	<2.5	<2.5	<2.5	89	<2.5	<2.5	<2.5	<2.5
	17-Mar-04		<0.50	<0.50	<0.50	<0.50	<0.50	<0.50	<0.50	<0.50	<0.50	<0.50	<0.50	<0.50	6.1	<0.50	<0.50	<0.50	<0.50	27	<0.50	<0.50	<0.50	<0.50
	dup	17-Mar-04		<0.50	<0.50	<0.50	<0.50	<0.50	<0.50	<0.50	<0.50	<0.50	<0.50	<0.50	6.2	<0.50	<0.50	<0.50	<0.50	28	<0.50	<0.50	<0.50	<0.50
	29-Sep-04		<5.0	<5.0	<5.0	<5.0	<5.0	<5.0	<5.0	<5.0	<5.0	<5.0	<5.0	<5.0	54	<5.0	<5.0	<5.0	<5.0	250	<5.0	<5.0	<5.0	<5.0
	dup	29-Sep-04		<5.0	<5.0	<5.0	<5.0	<5.0	<5.0	<5.0	<5.0	<5.0	<5.0	<5.0	60	<5.0	<5.0	<5.0	<5.0	270	<5.0	<5.0	<5.0	<5.0
	29-Mar-05		<2.5	<2.5	<2.5	<2.5	<2.5	<2.5	<2.5	<2.5	<2.5	<2.5	<2.5	<2.5	13	<2.5	<2.5	<2.5	<2.5	55	<2.5	<2.5	<2.5	<2.5
	18-Aug-05		<1.3	<1.3	<1.3	<1.3	<1.3	<1.3	<1.3	<1.3	<1.3	<1.3	<1.3	<1.3	28	<1.3	<1.3	<1.3	<1.3	93	<1.3	<1.3	<1.3	<1.3
	24-Mar-06		<0.5	<0.5	<0.5	<0.5	<0.5	<0.5	<0.5	<0.5	<0.5	<0.5	<0.5	<0.5	10	<0.5	<0.5	1	<0.5	39	<0.5	<0.5	<0.5	<0.5
	23-Sep-06		<0.5	<0.5	<0.5	<0.5	<0.5	<0.5	<0.5	<0.5	<0.5	<0.5	<0.5	<0.5	26	<0.5	<0.5	<0.5	<0.5	120	<0.5	<0.5	<0.5	<0.5
	dup	23-Sep-06		<0.5	<0.5	<0.5	<0.5	<0.5	<0.5	<0.5	<0.5	<0.5	<0.5	<0.5	30	<0.5	<0.5	<0.5	<0.5	120	<0.5	<0.5	<0.5	<0.5
	15-Mar-07		<0.5	<0.5	<0.5	<0.5	<0.5	<0.5	<0.5	<0.5	<0.5	<0.5	<0.5	<0.5	23	<0.5	<0.5	<0.5	<0.5	100	<0.5	<0.5	<0.5	<0.5
	25-Sep-07		<2.5	<2.5	<2.5	<2.5	<2.5	<2.5	<2.5	<2.5	<2.5	<2.5	<2.5	<2.5	180	<2.5	<2.5	4.3	<2.5	630	<2.5	<2.5	<2.5	<2.5
	18-Mar-08		<1.0	<1.0	<1.0	<1.0	<2.0	<1.0	<1.0	<1.0	<1.0	<1.0	<1.0	<1.0	70	<1.0	<1.0	2.9	<1.0	300	<1.0	<1.0	<1.0	<1.0
16-Sep-08		<2.5	<2.5	<2.5	<2.5	<5.0	<2.5	<2.5	<2.5	<2.5	<2.5	<2.5	<2.5	100	<2.5	<2.5	3.3	<2.5	490	<2.5	<2.5	<2.5	<2.5	
dup	19-Mar-09		<5.0	<5.0	<5.0	<5.0	<100	<5.0	<5.0	<5.0	<5.0	<5.0	<5.0	150	<5.0	<5.0	8.5	<5.0	710	<5.0	<5.0	<5.0	<5.0	
24-Sep-09		<50	<50	<50	<50	<1,000	<50	<50	<50	<250	<50	<50	<50	264	<50	<50	20.8 J	<50	1,360	<250	<250	<250	<250	
dup	24-Sep-09		<50	<50	<50	<50	<1,000	<50	<50	<250	<50	<50	<50	276	<50	<50	20.7 J	<50	1,450	<250	<250	<250	<250	
24-Mar-10		<50	<50	<50	<50	<1,000	<50	<50	<50	<250	<50	<50	<50	273	<50	<50	15.8 J	<50	1,370	<250	<250	<250	<250	
15-Sep-10		<50	<50	<50	<50	<1,000	<50	<50	<50	<250	<50	<50	<50	471	<50	<50	15.1 J	<50	2,320	<250	<250	<250	<250	
RW-14B	14-Sep-00		<2.0	<2.0	<2.0	<2.0	<2.0	<2.0	<2.0	<2.0	<2.0	<2.0	<2.0	<2.0	<2.0	<2.0	<2.0	<2.0	<2.0	<2.0	<2.0	<2.0		
	20-Mar-01		<2.0	<2.0	<2.0	<2.0	<2.0	<2.0	<2.0	<2.0	<2.0	<2.0	<2.0	<2.0	<2.0	<2.0	<2.0	<2.0	<2.0	<2.0	<2.0	<2.0		
	05-Sep-01		<2.0	<2.0	<2.0	<2.0	<2.0	<2.0	<2.0	<2.0	<2.0	<2.0	<2.0	<2.0	<2.0	<2.0	<2.0	<2.0	<2.0	<2.0	<2.0	<2.0		
	03-Apr-02		<2.0	<2.0	<2.0	<2.0	<2.0	<2.0	<2.0	<2.0	<2.0	<2.0	<2.0	<2.0	<2.0	<2.0	<2.0	<2.0	<2.0	<2.0	<2.0	<2.0		
	24-Sep-02		<0.50	<0.50	<0.50	<0.50	<0.50	<0.50	<0.50	<0.50	<0.50	<0.50	<0.50	<0.50	<0.50	<0.50	<0.50	<0.50	<0.50	<0.50	<0.50	<0.50		
	11-Mar-03		<0.50	<0.50	<0.50	<0.50	<0.50	<0.50	<0.50	<0.50	<0.50	<0.50	<0.50	<0.50	<0.50	<0.50	<0.50	<0.50	<0.50	<0.50	<0.50	<0.50		
	16-Sep-03		<0.50	<0.50	<0.50	<0.50	<0.50	<0.50	<0.50	<0.50	<0.50	<0.50	<0.50	<0.50	<0.50	<0.50	<0.50	<0.50	<0.50	<0.50	<0.50	<0.50		
	28-Sep-04		<0.50	<0.50	<0.50	<0.50	<0.50	<0.50	<0.50	<0.50	<0.50	<0.50	<0.50	<0.50	<0.50	<0.50	<0.50	<0.50	<0.50	<0.50	<0.50	<0.50		
	18-Aug-05		<0.5	<0.5	<0.5	<0.5	<0.5	<0.5	<0.5	<0.5	<0.5	<0.5	<0.5	<0.5	<0.5	<0.5	<0.5	<0.5	<0.5	<0.5	<0.5	<0.5		
	dup	18-Aug-05		<0.5	<0.5	<0.5	<0.5	<0.5	<0.5	<0.5	<0.5	<0.5	<0.5	<0.5	<0.5	<0.5	<0.5	<0.5	<0.5	<0.5	<0.5	<0.5		
	23-Mar-06		<0.5	<0.5	<0.5	<0.5	<0.5	<0.5	<0.5	<0.5	<0.5	<0.5	<0.5	<0.5	<0.5	<0.5	<0.5	<0.5	<0.5	<0.5	<0.5			
	dup	23-Mar-06		<0.5	<0.5	<0.5	<0.5	<0.5	<0.5	<0.5	<0.5	<0.5	<0.5	<0.5	<0.5	<0.5	<0.5	<0.5	<0.5	<0.5	<0.5			
	21-Sep-06		<0.5	<0.5	<0.5	<0.5	<0.5	<0.5	<0.5	<0.5	<0.5	<0.5	<0.5	<0.5	<0.5	<0.5	<0.5	<0.5	<0.5	<0.5	<0.5			
	25-Sep-07		<0.50	<0.50	<0.50	<0.50	<0.50	<0.50	<0.50	<0.50	<0.50	<0.50	<0.50	<0.50	<0.50	<0.50	<0.50	<0.50	<0.50	<0.50	<0.50			
	18-Mar-08		<0.50	<0.50	<0.50	<0.50	<20	<0.50	<0.50	<0.50	<0.50	<2.0	<0.50	<0.50	<0.50	<0.50	<0.50	<0.50	<0.50	<0.50	<0.50			
	16-Sep-08		<5.0	<5.0	<5.0	<5.0	<100	<5.0	<5.0	<5.0	<5.0	<5.0	<5.0	<5.0	<5.0	<5.0	<5.0	<5.0	<5.0	<5.0	<5.0			
	22-Sep-09		<1.0	<1.0	<1.0	<1.0	<20	<1.0	<1.0	<1.0	<5.0	<1.0	<1.0	<1.0	<1.0	<1.0	<1.0	<1.0	<1.0	<5.0	<5.0			
14-Sep-10		<1.0	<1.0	<1.0	<1.0	<20	<1.0	<1.0	<1.0	<5.0	<1.0	<1.0	<1.0	<1.0	<1.0	<1.0	<1.0	<1.0	<5.0	<5.0				
dup	14-Sep-10		<1.0	<1.0	<1.0	<1.0	<20	<1.0	<1.0	<5.0	<1.0	<1.0	<1.0	<1.0	<1.0	<1.0	<1.0	<1.0	<5.0	<5.0				

US EPA ARCHIVE DOCUMENT

Appendix C
Groundwater and Surface Water Analytical Results
Former Romic Environmental Technologies Corporation
East Palo Alto, California
Groundwater Monitoring Report

Sampling Location	Date Sample Collected	Cas Number	trans 1,3-Dichloro propene (µg/L)	1,1-Dichloro propene (µg/L)	1,3-Dichloro benzene (µg/L)	1,4-Dichloro benzene (µg/L)	4-Methyl-2 pentanone µg/L	Dibromo chloro methane (µg/L)	Dichloro difluoro methane (µg/L)	Ethyl benzene (µg/L)	Hexachloro butadiene (µg/L)	Isopropyl benzene (µg/L)	Styrene (µg/L)	PCE (µg/L)	Toluene (µg/L)	Trichloro fluoro methane (µg/L)	4-Isopropyl toluene µg/L	1,1,1-TCA (µg/L)	1,1,2-TCA (µg/L)	TCE (µg/L)	1,2,3-Trichloro propane (µg/L)	1,2,3-Trichloro benzene (µg/L)
			10061-02-6	563-58-6	541-73-1	106-46-7	108-10-1	75-71-8	75-71-8	100-41-4	87-68-3	98-82-8	100-42-5	127-18-4	108-88-3	75-69-4	99-87-6	71-55-6	79-00-5	79-01-6	96-18-4	87-61-6
RW-16B	14-Sep-00		<2.0	<2.0	<2.0	<2.0	<2.0	<2.0	<2.0	<2.0	<2.0	<2.0	<2.0	<2.0	<2.0	<2.0	<2.0	<2.0	41.2	<2.0	<2.0	<2.0
	21-Mar-01		<2.0	<2.0	<2.0	<2.0	<2.0	<2.0	<2.0	<2.0	<2.0	<2.0	<2.0	<2.0	<2.0	<2.0	<2.0	<2.0	35.9	<2.0	<2.0	<2.0
	06-Sep-01		<2.0	<2.0	<2.0	<2.0	<2.0	<2.0	<2.0	<2.0	<2.0	<2.0	<2.0	<2.0	<2.0	<2.0	<2.0	<2.0	5.4	<2.0	<2.0	<2.0
dup	06-Sep-01		<2.0	<2.0	<2.0	<2.0	<2.0	<2.0	<2.0	<2.0	<2.0	<2.0	<2.0	<2.0	<2.0	<2.0	<2.0	<2.0	5.7	<2.0	<2.0	<2.0
	04-Apr-02		<2.0	<2.0	<2.0	<2.0	<2.0	<2.0	<2.0	<2.0	<2.0	<2.0	<2.0	<2.0	<2.0	<2.0	<2.0	<2.0	31	<2.0	<2.0	<2.0
	25-Sep-02		<0.50	<0.50	<0.50	<0.50	<0.50	<0.50	<0.50	<0.50	<0.50	<0.50	<0.50	<0.50	<0.50	<0.50	<0.50	<0.50	25	<0.50	<0.50	<0.50
	11-Mar-03		<0.50	<0.50	<0.50	<0.50	<0.50	<0.50	<0.50	<0.50	<0.50	<0.50	<0.50	<0.50	<0.50	<0.50	<0.50	<0.50	39	<0.50	<0.50	<0.50
dup	16-Sep-03		<0.50	<0.50	<0.50	<0.50	<0.50	<0.50	<0.50	<0.50	<0.50	<0.50	<0.50	<0.50	<0.50	<0.50	<0.50	<0.50	29	<0.50	<0.50	<0.50
	16-Sep-03		<0.50	<0.50	<0.50	<0.50	<0.50	<0.50	<0.50	<0.50	<0.50	<0.50	<0.50	<0.50	<0.50	<0.50	<0.50	<0.50	29	<0.50	<0.50	<0.50
dup	18-Mar-04		<0.50	<0.50	<0.50	<0.50	<0.50	<0.50	<0.50	<0.50	<0.50	<0.50	<0.50	<0.50	<0.50	<0.50	<0.50	<0.50	34	<0.50	<0.50	<0.50
	18-Mar-04		<0.50	<0.50	<0.50	<0.50	<0.50	<0.50	<0.50	<0.50	<0.50	<0.50	<0.50	<0.50	<0.50	<0.50	<0.50	<0.50	33	<0.50	<0.50	<0.50
	28-Sep-04		<0.50	<0.50	<0.50	<0.50	<0.50	<0.50	<0.50	<0.50	<0.50	<0.50	<0.50	<0.50	<0.50	<0.50	<0.50	<0.50	48	<0.50	<0.50	<0.50
	28-Mar-05		<0.50	<0.50	<0.50	<0.50	<0.50	<0.50	<0.50	<0.50	<0.50	<0.50	<0.50	<0.50	<0.50	<0.50	<0.50	<0.50	26	<0.50	<0.50	<0.50
	18-Aug-05		<0.5	<0.5	<0.5	<0.5	<0.5	<0.5	<0.5	<0.5	<0.5	<0.5	<0.5	<0.5	<0.5	<0.5	<0.5	<0.5	100	<0.5	<0.5	<0.5
	23-Mar-06		<0.5	<0.5	<0.5	<0.5	<0.5	<0.5	<0.5	<0.5	<0.5	<0.5	<0.5	<0.5	<0.5	<0.5	<0.5	<0.5	95	<0.5	<0.5	<0.5
dup	23-Mar-06		<0.5	<0.5	<0.5	<0.5	<0.5	<0.5	<0.5	<0.5	<0.5	<0.5	<0.5	<0.5	<0.5	<0.5	<0.5	<0.5	100	<0.5	<0.5	<0.5
	22-Sep-06		<0.5	<0.5	<0.5	<0.5	<0.5	<0.5	<0.5	<0.5	<0.5	<0.5	<0.5	<0.5	<0.5	<0.5	<0.5	<0.5	190	<0.5	<0.5	<0.5
	15-Mar-07		<0.5	<0.5	<0.5	<0.5	<0.5	<0.5	<0.5	<0.5	<0.5	<0.5	<0.5	<0.5	<0.5	<0.5	<0.5	<0.5	150	<0.5	<0.5	<0.5
	25-Sep-07		<0.50	<0.50	<0.50	<0.50	<0.50	<0.50	<0.50	<0.50	<0.50	<0.50	<0.50	<0.50	<0.50	<0.50	<0.50	<0.50	250	<0.50	<0.50	<0.50
	15-Sep-08		<0.50	<0.50	<0.50	<0.50	<10	<0.50	<0.50	<0.50	<0.50	<0.50	<0.50	<0.50	0.27 J	<0.50	<0.50	<0.50	370	<0.50	<0.50	<0.50
	19-Mar-09		<5.0	<5.0	<5.0	<5.0	<100	<5.0	<5.0	<5.0	<5.0	<5.0	<5.0	<5.0	<5.0	<5.0	<5.0	<5.0	87	<5.0	<5.0	<5.0
	23-Sep-09		<2.0	<2.0	<2.0	<2.0	<40	<2.0	<2.0	<2.0	<10	<2.0	<2.0	<2.0	<2.0	<2.0	<2.0	<2.0	103	<10	<10	<10
	23-Mar-10		<2.0	<2.0	<2.0	<2.0	<40	<2.0	<2.0	<2.0	<10	<2.0	<2.0	<2.0	<2.0	<2.0	<2.0	<2.0	190	<10	<10	<10
	14-Sep-10		<4.0	<4.0	<4.0	<4.0	<80	<4.0	<4.0	<4.0	<20	<4.0	<4.0	<4.0	<4.0	<4.0	<4.0	<4.0	221	<20	<20	<20

US EPA ARCHIVE DOCUMENT

Appendix C
Groundwater and Surface Water Analytical Results
Former Romic Environmental Technologies Corporation
East Palo Alto, California
Groundwater Monitoring Report

Sampling Location	Date Sample Collected	Cas Number	trans 1,3-Dichloro propene (µg/L)	1,1-Dichloro propene (µg/L)	1,3-Dichloro benzene (µg/L)	1,4-Dichloro benzene (µg/L)	4-Methyl-2 pentanone µg/L	Dibromo chloro methane (µg/L)	Dichloro difluoro methane (µg/L)	Ethyl benzene (µg/L)	Hexachloro butadiene (µg/L)	Isopropyl benzene (µg/L)	Styrene (µg/L)	PCE (µg/L)	Toluene (µg/L)	Trichloro fluoro methane (µg/L)	4-Isopropyl toluene µg/L	1,1,1-TCA (µg/L)	1,1,2-TCA (µg/L)	TCE (µg/L)	1,2,3-Trichloro propane (µg/L)	1,2,3-Trichloro benzene (µg/L)
			10061-02-6	563-58-6	541-73-1	106-46-7	108-10-1	75-71-8	75-71-8	100-41-4	87-68-3	98-82-8	100-42-5	127-18-4	108-88-3	75-69-4	99-87-6	71-55-6	79-00-5	79-01-6	96-18-4	87-61-6
RW-17B	23-Mar-01		<66.7	<66.7	<66.7	<66.7	<66.7	<66.7	<66.7	<66.7	<66.7	<66.7	<66.7	1,140	<66.7	<66.7	248	355	3,950	<66.7	<66.7	<66.7
	13-Jun-01		<250	<250	<250	<250	<250	<250	<250	<250	<250	<250	<250	510	<250	<250	260	380	1,600	<250	<250	<250
	05-Sep-01		<5.0	<5.0	<5.0	<5.0	<5.0	<5.0	<5.0	16	<5.0	<5.0	<5.0	1,300	<5.0	<5.0	220	410	4,500	<5.0	<5.0	<5.0
	19-Dec-01		<250	<250	<250	<250	<250	<250	<250	<250	<250	<250	<250	380	<250	<250	<250	320	970	<250	<250	<250
	08-Apr-02		<250	<250	<250	<250	<250	<250	<250	<250	<250	<250	<250	<250	<250	<250	<250	<250	800	<250	<250	<250
	12-Jun-02		<200	<200	<200	<200	<200	<200	<200	<200	<200	<200	<200	280	<200	<200	<200	<200	1,200	<200	<200	<200
	26-Sep-02		<500	<500	<500	<500	<500	<500	<500	<500	<500	<500	<500	<500	<500	<500	<500	<500	3,000	<500	<500	<500
	03-Jan-03		<250	<250	<250	<250	<250	<250	<250	<250	<250	<250	<250	<250	<250	<250	<250	<250	710	<250	<250	<250
	12-Mar-03		<50	<50	<50	<50	<50	<50	<50	<50	<50	<50	<50	89	<50	<50	73	<50	610	<50	<50	<50
	18-Jun-03		<50	<50	<50	<50	<50	<50	<50	<50	<50	<50	<50	110	<50	<50	140	95	650	<50	<50	<50
	18-Sep-03		<250	<250	<250	<250	<250	<250	<250	<250	<250	<250	<250	440	<250	<250	390	<250	2,100	<250	<250	<250
	18-Dec-03		<250	<250	<250	<250	<250	<250	<250	<250	<250	<250	<250	680	<250	<250	470	300	3,500	<250	<250	<250
	18-Mar-04		<500	<500	<500	<500	<500	<500	<500	<500	<500	<500	<500	<500	<500	<500	<500	<500	<500	<500	<500	<500
	25-Jun-04		<50	<50	<50	<50	<50	<50	<50	<50	<50	<50	<50	<50	<50	<50	<50	<50	<50	<50	<50	<50
	30-Sep-04		<500	<500	<500	<500	<500	<500	<500	<500	<500	<500	<500	<500	<500	<500	<500	<500	<500	<500	<500	<500
	22-Dec-04		<50	<50	<50	<50	<50	<50	<50	<50	<50	<50	<50	<50	<50	<50	<50	<50	<50	<50	<50	<50
	30-Mar-05		<12	<12	<12	<12	<12	<12	<12	<12	<12	<12	<12	<12	<12	<12	<12	<12	<12	<12	<12	<12
	08-Jun-05		<500	<500	<500	<500	<500	<500	<500	<500	<500	<500	<500	<500	<500	<500	<500	<500	<500	<500	<500	<500
dup	19-Aug-05		<4.2	<4.2	<4.2	<4.2	<4.2	<4.2	<4.2	25	<4.2	<4.2	<4.2	<4.2	110	110	14	<4.2	14	<4.2	<4.2	<4.2
	19-Aug-05		<6.3	<6.3	<6.3	<6.3	<6.3	<6.3	<6.3	24	<6.3	<6.3	<6.3	<6.3	120	120	19	<6.3	17	<6.3	<6.3	<6.3
	02-Dec-05		<7.1	<7.1	<7.1	<7.1	<7.1	<7.1	<7.1	100	<7.1	<7.1	<7.1	70	620	620	86	<7.1	590	<7.1	<7.1	9.1
	24-Mar-06		<17	<17	<17	<17	<17	<17	<17	36	<17	<17	<17	<17	220	220	<17	<17	<17	<17	<17	<17
	15-Jun-06		<5.0	<5.0	<5.0	<5.0	<5.0	<5.0	<5.0	81	<5.0	<5.0	<5.0	10	520	520	<5.0	<5.0	63	<5.0	<5.0	8.2
	23-Sep-06		<5.0	<5.0	<5.0	<5.0	<5.0	<5.0	<5.0	27	<5.0	<5.0	<5.0	<5.0	210	11	<5.0	<5.0	<5.0	<5.0	<5.0	<5.0
	05-Dec-06		<5.0	<5.0	<5.0	<5.0	<5.0	5.5	<5.0	230	<5.0	<5.0	<5.0	160	1,200	1,200	310	<5.0	1,500	<5.0	<5.0	17
	14-Mar-07		<100	<100	<100	<100	<100	<100	110	150	<100	<100	<100	<100	920	<100	<100	210	1,700	<100	<100	<100
	19-Jun-07		<10	<10	<10	<10	<10	<10	<10	35	<10	<10	<10	<10	180	<10	<10	27	140	<10	<10	<10
	27-Sep-07		<5.0	<5.0	<5.0	<5.0	<5.0	<5.0	<5.0	32	<5.0	<5.0	<5.0	<5.0	190	<5.0	<5.0	19	27	<5.0	<5.0	<5.0
	12-Dec-07		<2.5	<2.5	<2.5	<2.5	<2.5	<2.5	<2.5	27	<2.5	<2.5	<2.5	<2.5	120	<2.5	<2.5	3.2	8	<2.5	<2.5	2.0 J
	21-Mar-08		<5.0	<5.0	<5.0	<5.0	<100	<5.0	<5.0	24	<5.0	<5.0	<5.0	<5.0	140	<5.0	<5.0	<5.0	<5.0	<5.0	<5.0	<5.0
	25-Jun-08		<5.0	<5.0	<5.0	<5.0	<100	<5.0	<5.0	23	<5.0	<5.0	<5.0	<5.0	120	<5.0	<5.0	<5.0	<5.0	<5.0	<5.0	<5.0
	17-Sep-08		<10	<10	<10	<10	<200	<10	<10	28	<10	<10	<10	<10	150	<10	<10	<10	<10	<10	<10	<10
	16-Dec-08		<10	<10	<10	<10	<200	<10	<10	18	<10	<10	<10	<10	4.2 J	97	<10	<10	<10	<10	<10	<10
	19-Mar-09		<10	<10	<10	<10	<200	<10	<10	14	<10	<10	<10	<10	72	<10	<10	<10	<10	<10	<10	<10
	24-Jun-09		<5.0	<5.0	<5.0	<5.0	<100	<5.0	<5.0	32	<5.0	<5.0	<5.0	<5.0	160	<5.0	<5.0	<5.0	2.6 J	<5.0	<5.0	<5.0
	24-Sep-09		<20 /UJ	<20 /UJ	<20 /UJ	<20 /UJ	<400 /UJ	<20 /UJ	<20 /UJ	36.5 /J	<100 /UJ	<20 /UJ	<20 /UJ	<20 /UJ	180 /J	<20 /UJ	<20 /UJ	<20 /UJ	32.0 /J	<100 /UJ	<100 /UJ	<100 /UJ
	15-Dec-09		<100	<100	<100	<100	<2,000	<100	<100	59.6 J	<500	<100	<100	<100	250	<100	<100	26.5 J	308	<500	<500	<500
	26-Mar-10		<50	<50	<50	<50	<1,000	<50	<50	17.5 J	<250	<50	<50	30.3 J	82.4	<50	25.7 J	64.7	365	<250	<250	<250
dup	26-Mar-10		<50	<50	<50	<50	<1,000	<50	<50	19.4 J	<250	<50	<50	39.7 J	91.7	<50	31.6 J	75.2	463	<250	<250	<250
	23-Jun-10		<50	<50	<50	<50	<1,000	<50	<50	29.1 J	<250	<50	<50	16.2 J	133	<50	15.9 J	27.8 J	187	<250	<250	<250
	15-Sep-10		<50	<50	<50	<50	<1,000	<50	<50	39.2 J	<250	<50	<50	42.5 J	182	<50	31.6 J	109	611	<250	<250	<250
	15-Dec-10		<50	<50	<50	<50	<1,000	<50	<50	38.8 J	<250	<50	<50	20.9 J	200	<50	23.6 J	64.8	314	<250	<250	<250

US EPA ARCHIVE DOCUMENT

Appendix C
Groundwater and Surface Water Analytical Results
Former Romic Environmental Technologies Corporation
East Palo Alto, California
Groundwater Monitoring Report

Sampling Location	Date Sample Collected	Cas Number	trans 1,3-Dichloro propene (µg/L)	1,1-Dichloro propene (µg/L)	1,3-Dichloro benzene (µg/L)	1,4-Dichloro benzene (µg/L)	4-Methyl-2 pentanone µg/L	Dibromo chloro methane (µg/L)	Dichloro difluoro methane (µg/L)	Ethyl benzene (µg/L)	Hexachloro butadiene (µg/L)	Isopropyl benzene (µg/L)	Styrene (µg/L)	PCE (µg/L)	Toluene (µg/L)	Trichloro fluoro methane (µg/L)	4-Isopropyl toluene µg/L	1,1,1-TCA (µg/L)	1,1,2-TCA (µg/L)	TCE (µg/L)	1,2,3-Trichloro propane (µg/L)	1,2,3-Trichloro benzene (µg/L)
			10061-02-6	563-58-6	541-73-1	106-46-7	108-10-1	75-71-8	75-71-8	100-41-4	87-68-3	98-82-8	100-42-5	127-18-4	108-88-3	75-69-4	99-87-6	71-55-6	79-00-5	79-01-6	96-18-4	87-61-6
RW-18B	23-Mar-01		<100	<100	<100	<100	<100	<100	<100	<100	<100	<100	<100	310	<100	<100	339	327	6,980	<100	<100	<100
	13-Jun-01		<250	<250	<250	<250	<250	<250	<250	<250	<250	<250	<250	<250	<250	<250	300	310	<250	<250	<250	<250
	05-Sep-01		<5.0	<5.0	<5.0	<5.0	<5.0	<5.0	<5.0	<5.0	<5.0	<5.0	<5.0	150	<5.0	<5.0	200	210	1,600	<5.0	<5.0	<5.0
	19-Dec-01		<200	<200	<200	<200	<200	<200	<200	<200	<200	<200	<200	<200	<200	<200	<200	<200	440	<200	<200	<200
	08-Apr-02		<33	<33	<33	<33	<33	<33	<33	<33	<33	<33	<33	<33	<33	<33	<33	<33	<33	<33	<33	<33
	12-Jun-02		<67	<67	<67	<67	<67	<67	<67	<67	<67	<67	<67	<67	<67	<67	<67	<67	100	<67	<67	<67
	26-Sep-02		<250	<250	<250	<250	<250	<250	<250	<250	<250	<250	<250	<250	<250	<250	<250	<250	<250	<250	<250	<250
	03-Jan-03		<120	<120	<120	<120	<120	<120	<120	<120	<120	<120	<120	<120	<120	<120	<120	<120	<120	<120	<120	<120
	12-Mar-03		<12	<12	<12	<12	<12	<12	<12	<12	<12	<12	<12	<12	<12	<12	<12	<12	84	<12	<12	<12
	17-Jun-03		<250	<250	<250	<250	<250	<250	<250	<250	<250	<250	<250	<250	<250	<250	<250	<250	130	<250	<250	<250
	18-Sep-03		<500	<500	<500	<500	<500	<500	<500	<500	<500	<500	<500	<500	<500	<500	<500	<500	<500	<500	<500	<500
dup	18-Sep-03		<250	<250	<250	<250	<250	<250	<250	<250	<250	<250	<250	<250	<250	<250	<250	<250	250	<250	<250	<250
	18-Dec-03		<250	<250	<250	<250	<250	<250	<250	<250	<250	<250	<250	<250	<250	<250	<250	<250	250	<250	<250	<250
	18-Mar-04		<2.5	4.1	<2.5	<2.5	<2.5	<2.5	<2.5	<2.5	<2.5	<2.5	<2.5	4.4	<2.5	<2.5	2.6	2.6	16	<2.5	<2.5	<2.5
	23-Jun-04		<5.0	<5.0	<5.0	<5.0	<5.0	<5.0	26	<5.0	<5.0	<5.0	<5.0	<5.0	<5.0	<5.0	<5.0	<5.0	29	<5.0	<5.0	<5.0
	30-Sep-04		<500	<500	<500	<500	<500	<500	<500	<500	<500	<500	<500	<500	<500	<500	<500	<500	<500	<500	<500	<500
	21-Dec-04		<50	<50	<50	<50	<50	<50	<50	<50	<50	<50	<50	<50	<50	<50	<50	<50	<50	<50	<50	<50
	30-Mar-05		<2.5	<2.5	<2.5	<2.5	<2.5	<2.5	<2.5	7.6	<2.5	<2.5	<2.5	<2.5	12	<2.5	<2.5	<2.5	<2.5	<2.5	<2.5	22
	08-Jun-05		<500	<500	<500	<500	<500	<500	<500	<500	<500	<500	<500	<500	<500	<500	<500	<500	<500	<500	<500	<500
	19-Aug-05		<2.0	<2.0	<2.0	<2.0	<2.0	<2.0	<2.0	<2.0	<2.0	<2.0	<2.0	<2.0	<2.0	<2.0	<2.0	<2.0	3.6	<2.0	<2.0	<2.0
	30-Nov-05		<6.3	<6.3	<6.3	<6.3	<6.3	<6.3	<6.3	<6.3	<6.3	<6.3	<6.3	<6.3	<6.3	<6.3	<6.3	<6.3	<6.3	<6.3	<6.3	<6.3
	24-Mar-06		<2.0	<2.0	<2.0	<2.0	<2.0	<2.0	<2.0	<2.0	<2.0	<2.0	<2.0	<2.0	<2.0	<2.0	<2.0	<2.0	<2.0	<2.0	<2.0	<2.0
	15-Jun-06		<5.0	<5.0	<5.0	<5.0	<5.0	<5.0	<5.0	<5.0	<5.0	<5.0	<5.0	<5.0	<5.0	<5.0	<5.0	<5.0	<5.0	<5.0	<5.0	<5.0
	22-Sep-06		<5.0	<5.0	<5.0	<5.0	<5.0	<5.0	<5.0	<5.0	<5.0	<5.0	<5.0	<5.0	<5.0	<5.0	<5.0	<5.0	<5.0	<5.0	<5.0	<5.0
	05-Dec-06		<5.0	<5.0	<5.0	<5.0	<5.0	<5.0	<5.0	<5.0	<5.0	<5.0	<5.0	<5.0	5.5	<5.0	<5.0	<5.0	6.3	<5.0	<5.0	<5.0
	14-Mar-07		<5.0	<5.0	<5.0	<5.0	<5.0	<5.0	<5.0	<5.0	<5.0	<5.0	<5.0	<5.0	<5.0	<5.0	<5.0	<5.0	<5.0	<5.0	<5.0	<5.0
	19-Jun-07		<10	<10	<10	<10	<10	<10	<10	<10	<10	<10	<10	<10	<10	<10	<10	<10	<10	<10	<10	<10
dup	19-Jun-07		<10	<10	<10	<10	<10	<10	<10	<10	<10	<10	<10	<10	<10	<10	<10	<10	<10	<10	<10	<10
	26-Sep-07		<5.0	<5.0	<5.0	<5.0	<5.0	<5.0	<5.0	<5.0	<5.0	<5.0	<5.0	<5.0	<5.0	<5.0	<5.0	<5.0	<5.0	<5.0	<5.0	<5.0
	11-Dec-07		<1.0	<1.0	<1.0	<1.0	<1.0	<1.0	<1.0	<1.0	<1.0	<1.0	<1.0	<1.0	2.2	<1.0	<1.0	<1.0	<1.0	<1.0	<1.0	<1.0
dup	11-Dec-07		<5.0	<5.0	<5.0	<5.0	<5.0	<5.0	<5.0	<5.0	<5.0	<5.0	<5.0	<5.0	<5.0	<5.0	<5.0	<5.0	<5.0	<5.0	<5.0	<5.0
	21-Mar-08		<5.0	<5.0	<5.0	<5.0	<100	<5.0	<5.0	<5.0	<5.0	<5.0	<5.0	<5.0	<5.0	<5.0	<5.0	<5.0	<5.0	<5.0	<5.0	<5.0
	24-Jun-08		<0.50	<0.50	<0.50	<0.50	<10	<0.50	<0.50	<0.50	<0.50	<0.50	<0.50	<0.50	1.8	<0.50	<0.50	<0.50	<0.50	<0.50	<0.50	<0.50
	17-Sep-08		<10	<10	<10	<10	<200	<10	<10	<10	<10	<10	<10	<10	7.6	<10	<10	<10	<10	<10	<10	<10
	16-Dec-08		<10	<10	<10	<10	<200	<10	<10	<10	<10	<10	<10	<10	7.0 J	<10	<10	<10	<10	<10	<10	<10
dup	16-Dec-08		<10	<10	<10	<10	<200	<10	<10	<10	<10	<10	<10	5.6 J	27	<10	<10	<10	<10	<10	<10	<10
	17-Mar-09		<25	<25	<25	<25	<500	<25	<25	<25	<25	<25	<25	<25	73	<25	<25	<25	<25	<25	<25	<25
dup	17-Mar-09		<25	<25	<25	<25	<500	<25	<25	<25	<25	<25	<25	<25	73	<25	<25	<25	<25	<25	<25	<25

US EPA ARCHIVE DOCUMENT

Appendix C
Groundwater and Surface Water Analytical Results
Former Romic Environmental Technologies Corporation
East Palo Alto, California
Groundwater Monitoring Report

Sampling Location	Date Sample Collected	Cas Number	trans 1,3-Dichloro propene (µg/L)	1,1-Dichloro propene (µg/L)	1,3-Dichloro benzene (µg/L)	1,4-Dichloro benzene (µg/L)	4-Methyl-2 pentanone µg/L	Dibromo chloro methane (µg/L)	Dichloro difluoro methane (µg/L)	Ethyl benzene (µg/L)	Hexachloro butadiene (µg/L)	Isopropyl benzene (µg/L)	Styrene (µg/L)	PCE (µg/L)	Toluene (µg/L)	Trichloro fluoro methane (µg/L)	4-Isopropyl toluene µg/L	1,1,1-TCA (µg/L)	1,1,2-TCA (µg/L)	TCE (µg/L)	1,2,3-Trichloro propane (µg/L)	1,2,3-Trichloro benzene (µg/L)
			10061-02-6	563-58-6	541-73-1	106-46-7	108-10-1	75-71-8	75-71-8	100-41-4	87-68-3	98-82-8	100-42-5	127-18-4	108-88-3	75-69-4	99-87-6	71-55-6	79-00-5	79-01-6	96-18-4	87-61-6
RW-19B	30-Mar-05		<1,000	<1,000	<1,000	<1,000	<1,000	<1,000	<1,000	<1,000	<1,000	<1,000	<1,000	<1,000	<1,000	<1,000	<1,000	<1,000	<1,000	<1,000	<1,000	<1,000
dup	30-Mar-05		<500	<500	<500	<500	<500	<500	<500	<500	<500	<500	<500	880	810	<500	<500	3,600	8,800	<500	<500	<500
	09-Jun-05		<500	<500	<500	<500	<500	<500	<500	<500	<500	<500	<500	1,300	890	<500	<500	5,300	8,600	<500	<500	<500
	19-Aug-05		<170	<170	<170	<170	<170	<170	<170	<170	<170	<170	<170	390	810	<170	<170	520	2,200	<170	<170	<170
	02-Dec-05		<170	<170	<170	<170	<170	<170	<170	200	<170	<170	<170	<170	990	<170	<170	<170	<170	<170	<170	<170
	27-Mar-06		<20	<20	<20	<20	<20	<20	<20	160	<20	<20	<20	<20	800	<20	<20	<20	66	<20	<20	<20
	16-Jun-06		<20	<20	<20	<20	<20	<20	<20	150	<20	<20	<20	<20	730	<20	<20	<20	8.6	<20	<20	5.1
	21-Sep-06		<5.0	<5.0	<5.0	<5.0	<5.0	<5.0	<5.0	200	<5.0	<5.0	<5.0	18	800	<5.0	<5.0	<5.0	120	<5.0	<5.0	7.3
dup	21-Sep-06		<5.0	<5.0	<5.0	<5.0	<5.0	<5.0	<5.0	190	<5.0	<5.0	<5.0	17	780	<5.0	<5.0	<5.0	120	<5.0	<5.0	7.3
	06-Dec-06		<50	<50	<50	<50	<50	<50	<50	220	<50	<50	<50	<50	1,000	<50	<50	<50	220	<50	<50	<50
	13-Mar-07		<10	<10	<10	<10	<10	<10	<10	160	<10	<10	<10	<10	680	<10	<10	<10	11	<10	<10	<10
	19-Jun-07		<25	<25	<25	<25	<25	<25	<25	160	<25	<25	<25	<25	740	<25	<25	<25	26	<25	<25	<25
	26-Sep-07		<5.0	<5.0	<5.0	<5.0	<5.0	<5.0	<5.0	140	<5.0	<5.0	<5.0	<5.0	630	<5.0	<5.0	<5.0	20	<5.0	<5.0	<5.0
	12-Dec-07		<25	<25	<25	<25	<25	<25	<25	160	<25	<25	<25	<25	660	<25	<25	<25	100	<25	<25	<25
	20-Mar-08		<10 J	<10 J	<10 J	<10 J	<200 J	<10 J	94 J	160 J	<10 J	<10 J	<10 J	<10 J	760 J	<10 J	<10 J	<10 J	30	15 J	<10 J	<10 J
	26-Jun-08		<5.0	<5.0	<5.0	<5.0	<100	<5.0	<5.0	110	<5.0	<5.0	<5.0	<5.0	520	<5.0	<5.0	38	110	<5.0	<5.0	<5.0
	18-Sep-08		<25	<25	<25	<25	<500	<25	<25	160	<25	<25	<25	<25	680	<25	<25	<25	33	<25	<25	<25
	17-Dec-08		<25	<25	<25	<25	<500	<25	<25	150	<25	<25	<25	<25	650	<25	<25	<25	28	<25	<25	<25
	20-Mar-09		---	<25	<25	<25	---	<25	<25	190	<25	<25	<25	<25	760	<25	<25	<25	35	<25	<25	<25
	25-Jun-09		<25	<25	<25	<25	<500	<25	<25	170	<25	<25	<25	<25	670	<25	<25	<25	44	<25	<25	<25
	25-Sep-09		<200	<200	<200	<200	<4,000	<200	<200	106 J	<1,000	<200	<200	<200	521	<200	<200	<200	<200	<1,000	<1,000	<1,000
	17-Dec-09		<250	<250	<250	<250	<5,000	<250	<250	158 J	<1,300	<250	<250	<250	634	<250	<250	<250	85.7 J	<1,300	<1,300	<1,300
	26-Mar-10		<200	<200	<200	<200	<4,000	<200	<200	170 J	<1,000	<200	<200	<200	632	<200	<200	<200	73.2 J	<1,000	<1,000	<1,000
	24-Jun-10		<50	<50	<50	<50	<1,000	<50	<50	38.4 J	<250	<50	<50	<50	136	<50	<50	<50	<50	<250	<250	<250
dup	24-Jun-10		<200	<200	<200	<200	<4,000	<200	<200	172 J	<1,000	<200	<200	<200	616	<200	<200	<200	<200	<1,000	<1,000	<1,000
	15-Sep-10		<200	<200	<200	<200	<4,000	<200	<200	173 J	<1,000	<200	<200	<200	597	<200	<200	<200	315	<1,000	<1,000	<1,000
	16-Dec-10		<200	<200	<200	<200	<4,000	<200	<200	199 J	<1,000	<200	<200	<200	682	<200	<200	<200	77.3 J	<1,000	<1,000	<1,000
dup	16-Dec-10		<200	<200	<200	<200	<4,000	<200	<200	179 J	<1,000	<200	<200	<200	595	<200	<200	<200	<200	<1,000	<1,000	<1,000
RW-20B	19-Oct-06		<100	<100	<100	<100	<100	<100	<100	1,200	<100	<100	<100	3,700	3,900	<100	10,000	<100	11,000	<100	<100	260
	04-Dec-06		<100	<100	<100	<100	<100	<100	<100	340	<100	<100	<100	180	1,400	<100	10,000	570	680	<100	<100	<100
	15-Mar-07		<5.0	<5.0	<5.0	<5.0	<5.0	<5.0	<5.0	640	<5.0	6.7	<5.0	370	4,400	<5.0	320	510	850	<5.0	<5.0	45
	27-Sep-07		<50	<50	<50	<50	29,000	<50	<50	3,700	<50	<50	<50	6,200	48,000	<50	580	1,400	41,000	<50	<50	400
RW-21B	27-Sep-07		<25	<25	<25	<25	<25	<25	<25	62	<25	<25	<25	160	320	<25	<25	490	760	<25	<25	46
	12-Dec-07		<5.0	<5.0	<5.0	<5.0	<5.0	<5.0	<5.0	55	<5.0	<5.0	<5.0	98	360	<5.0	<5.0	96	520	<5.0	<5.0	32
	21-Mar-08		<5.0	<5.0	<5.0	<5.0	<100	<5.0	<5.0	34	<5.0	<5.0	<5.0	16	180	<5.0	<5.0	12	150	<5.0	<5.0	21
	25-Jun-08		<5.0	<5.0	<5.0	19	<100	<5.0	<5.0	60	<5.0	<5.0	<5.0	110	400	<5.0	<5.0	250	450	<5.0	<5.0	41
dup	25-Jun-08		<50	<50	<50	<50	<1,000	<50	<50	82	<50	<50	<50	110	460	<50	<50	240	490	<50	<50	<50
	18-Sep-08		<10	<10	<10	12	<200	<10	<10	46	<10	<10	<10	61	200	<10	<10	45	310	<10	<10	27
	17-Dec-08		<10	<10	<10	12	<200	<10	<10	42	<10	<10	<10	29	160	<10	<10	9.0 J	140	<10	<10	18
	20-Mar-09		---	<10	<10	15	---	<10	<10	64	<10	<10	<10	29	200	<10	<10	<10	200	<10	<10	34
	25-Jun-09		<25	<25	<25	<25	<500	<25	<25	55	<25	<25	<25	29	170	<25	<25	<25	170	<25	<25	28
dup	25-Jun-09		<25	<25	<25	13 J	<500	<25	<25	55	<25	<25	<25	29	170	<25	<25	<25	170	<25	<25	28
	25-Sep-09		<100	<100	<100	<100	<2,000	<100	<100	49.3 J	<500	<100	<100	<100	179	<100	<100	<100	191	<500	<500	<500
	16-Dec-09		<100	<100	<100	<100	<2,000	<100	<100	<100	<500	<100	<100	39.3 J	96.0 J	<100	<100	<100	157	<500	<500	<500
	26-Mar-10		<100	<100	<100	<100	<2,000	<100	<100	40.6 J	<500	<100	<100	<100	147	<100	<100	<100	94.0 J	<500	<500	<500
	24-Jun-10		<50	<50	<50	<50	<1,000	<50	<50	38.5 J	<250	<50	<50	24.2 J	173	<50	<50	<50	135	<250	<250	<250
	15-Sep-10		<50	<50	<50	<50	<1,000	<50	<50	35.8 J	<250	<50	<50	21.0 J	139	<50	<50	<50	108	<250	<250	<250
	16-Dec-10		<100	<100	<100	<100	<2,000	<100	<100	40.6 J	<500	<100	<100	<100	163	<100	<100	<100	118	<500	<500	<500

US EPA ARCHIVE DOCUMENT

Appendix C
Groundwater and Surface Water Analytical Results
Former Romic Environmental Technologies Corporation
East Palo Alto, California
Groundwater Monitoring Report

Sampling Location	Date Sample Collected	Cas Number	trans 1,3-Dichloro propene (µg/L)	1,1-Dichloro propene (µg/L)	1,3-Dichloro benzene (µg/L)	1,4-Dichloro benzene (µg/L)	4-Methyl-2 pentanone µg/L	Dibromo chloro methane (µg/L)	Dichloro difluoro methane (µg/L)	Ethyl benzene (µg/L)	Hexachloro butadiene (µg/L)	Isopropyl benzene (µg/L)	Styrene (µg/L)	PCE (µg/L)	Toluene (µg/L)	Trichloro fluoro methane (µg/L)	4-Isopropyl toluene µg/L	1,1,1-TCA (µg/L)	1,1,2-TCA (µg/L)	TCE (µg/L)	1,2,3-Trichloro propane (µg/L)	1,2,3-Trichloro benzene (µg/L)	
			10061-02-6	563-58-6	541-73-1	106-46-7	108-10-1	75-71-8	75-71-8	100-41-4	87-68-3	98-82-8	100-42-5	127-18-4	108-88-3	75-69-4	99-87-6	71-55-6	79-00-5	79-01-6	96-18-4	87-61-6	
RW-22B	27-Sep-07		<5.0	<5.0	<5.0	<5.0	<5.0	<5.0	<5.0	<5.0	<5.0	<5.0	<5.0	<5.0	<5.0	<5.0	<5.0	240	970	<5.0	<5.0	<5.0	
	11-Dec-07		<1.0	<1.0	<1.0	<1.0	<1.0	<1.0	<1.0	<1.0	<1.0	<1.0	<1.0	<1.0	<1.0	<1.0	<1.0	180	660	<1.0	<1.0	<1.0	
	21-Mar-08		<2.5	<2.5	<2.5	<2.5	<50	<2.5	<2.5	<2.5	<2.5	<2.5	<2.5	<2.5	<2.5	<2.5	<2.5	4	23	<2.5	<2.5	<2.5	
	26-Jun-08		<1.0	<1.0	<1.0	<1.0	<20	<1.0	<1.0	<1.0	<1.0	<1.0	<1.0	<1.0	<1.0	<1.0	<1.0	<1.0	42	<1.0	<1.0	<1.0	
	18-Sep-08		<5.0	<5.0	<5.0	<5.0	<100	<5.0	<5.0	<5.0	<5.0	<5.0	<5.0	<5.0	<5.0	<5.0	<5.0	61	200	<5.0	<5.0	<5.0	
	17-Dec-08		<5.0	<5.0	<5.0	<5.0	<100	<5.0	<5.0	<5.0	<5.0	<5.0	<5.0	<5.0	<5.0	<5.0	<5.0	110	280	<5.0	<5.0	<5.0	
	dup 17-Dec-08		<5.0	<5.0	<5.0	<5.0	<100	<5.0	<5.0	<5.0	<5.0	<5.0	<5.0	<5.0	<5.0	<5.0	<5.0	<5.0	110	260	<5.0	<5.0	<5.0
	20-Mar-09		---	<5.0	<5.0	<5.0	---	<5.0	<5.0	<5.0	<5.0	<5.0	<5.0	<5.0	<5.0	<5.0	<5.0	<5.0	<5.0	23	<5.0	<5.0	<5.0
	25-Jun-09		<5.0	<5.0	<5.0	<5.0	<100	<5.0	<5.0	<5.0	<5.0	<5.0	<5.0	<5.0	<5.0	<5.0	<5.0	<5.0	54	250	<5.0	<5.0	<5.0
	25-Sep-09		<100	<100	<100	<100	<2,000	<100	<100	<100	<100	<500	<100	<100	<100	<100	<100	<100	79.7 J	81.4 J	<500	<500	<500
	17-Dec-09		<50	<50	<50	<50	<1,000	<50	<50	<50	<50	<250	<50	<50	<50	<50	<50	<50	43.6 J	87.8	<250	<250	<250
	24-Mar-10		<20	<20	<20	<20	<400	<20	<20	<20	<20	<100	<20	<20	<20	<20	<20	<20	7.9 J	26.4	<100	<100	<100
	dup 24-Mar-10		<50	<50	<50	<50	<1,000	<50	<50	<50	<50	<250	<50	<50	<50	<50	<50	<50	<50	20.7 J	<250	<250	<250
	24-Jun-10		<20	<20	<20	<20	<400	<20	<20	<20	<20	<100	<20	<20	<20	<20	<20	<20	38.7	74.8	<100	<100	<100
	15-Sep-10		<50	<50	<50	<50	<1,000	<50	<50	<50	<50	<250	<50	<50	<50	<50	<50	<50	150	74.9	<250	<250	<250
16-Dec-10		<20	<20	<20	<20	<400	<20	<20	<20	<20	<100	<20	<20	<20	<20	<20	<20	37.3	72.2	<100	<100	<100	
EW-1B	18-Jun-03		<500	<500	<500	<500	<500	<500	<500	<500	<500	<500	<500	<500	1,000	<500	<500	<500	1,400	<500	<500	<500	
	17-Sep-03		<500	<500	<500	<500	<500	<500	<500	<500	<500	<500	<500	<500	1,200	<500	<500	<500	1,400	<500	<500	<500	
	17-Dec-03		<50	<50	<50	<50	<50	<50	<50	410	<50	<50	<50	220	1,100	<50	54	330	1,800	<50	<50	120	
	17-Mar-04		<1,000	<1,000	<1,000	<1,000	<1,000	<1,000	<1,000	<1,000	<1,000	<1,000	<1,000	<1,000	<1,000	<1,000	<1,000	<1,000	<1,000	<1,000	<1,000	<1,000	
	25-Jun-04		<500	<500	<500	<500	<500	<500	<500	<500	<500	<500	<500	<500	660	<500	<500	<500	<500	<500	<500	<500	
	30-Sep-04		<1,000	<1,000	<1,000	<1,000	<1,000	<1,000	<1,000	<1,000	<1,000	<1,000	<1,000	<1,000	<1,000	1,600	<1,000	<1,000	<1,000	<1,000	<1,000	<1,000	<1,000
	20-Dec-04		<1,000	<1,000	<1,000	<1,000	<1,000	<1,000	<1,000	<1,000	<1,000	<1,000	<1,000	<1,000	<1,000	<1,000	<1,000	<1,000	<1,000	<1,000	<1,000	<1,000	<1,000
	31-Mar-05		<1,000	<1,000	<1,000	<1,000	<1,000	<1,000	<1,000	<1,000	<1,000	<1,000	<1,000	<1,000	1,000	<1,000	<1,000	<1,000	<1,000	<1,000	<1,000	<1,000	<1,000
	09-Jun-05		<500	<500	<500	<500	<500	<500	<500	520	<500	<500	<500	<500	1,500	<500	<500	<500	<500	<500	<500	<500	
	19-Aug-05		<360	<360	<360	<360	<360	<360	<360	480	<360	<360	<360	<360	1,600	<360	<360	<360	<360	<360	<360	<360	
	02-Dec-05		<250	<250	<250	<250	<250	<250	<250	520	<250	<250	<250	<250	1,500	<250	<250	<250	<250	<250	<250	<250	
	27-Mar-06		<100	<100	<100	<100	<100	<100	<100	490	<100	<100	<100	<100	1,400	<100	<100	<100	<100	<100	<100	<100	
	16-Jun-06		<5.0	<5.0	<5.0	<5.0	<5.0	<5.0	<5.0	510	<5.0	7.4	<5.0	<5.0	1,300	<5.0	<5.0	7.7	<5.0	<5.0	<5.0	94	
	21-Sep-06		<25	<25	<25	<25	<25	<25	<25	640	<25	<25	<25	<25	1,900	2,200	<25	<25	3,300	16,000	<25	<25	120
	06-Dec-06		<100	<100	<100	<100	<100	<100	<100	690	<100	<100	<100	<100	1,800	<100	<100	<100	<100	370	<100	<100	130
	13-Mar-07		<250	<250	<250	<250	<250	<250	<250	640	<250	<250	<250	<250	1,800	<250	<250	<250	<250	350	<250	<250	<250
	20-Jun-07		<250	<250	<250	<250	<250	<250	<250	570	<250	<250	<250	<250	1,400	<250	<250	<250	<250	570	<250	<250	<250
	26-Sep-07		<100	<100	<100	<100	<100	<100	<100	430	<100	<100	<100	<100	1,200	<100	<100	<100	<100	230	<100	<100	<100
	12-Dec-07		<25	<25	<25	<25	<25	<25	<25	490	<25	<25	<25	<25	1,200	<25	<25	<25	<25	180	<25	<25	100
	20-Mar-08		<10 J	<10 J	<10 J	<10 J	<200 J	<10 J	17 J	390 J	<10 J	<10 J	<10 J	<10 J	980 J	<10 J	<10 J	<10 J	<10 J	11 J	<10 J	<10 J	99 J
	26-Jun-08		<5.0	<5.0	<5.0	<5.0	<100	<5.0	<5.0	460	<5.0	11	<5.0	4.6 J	1,200	<5.0	<5.0	<5.0	77	<5.0	<5.0	<5.0	120
	17-Sep-08		<5.0	<5.0	<5.0	8.3	<100	<5.0	<5.0	470	<5.0	14	8.2	30	1,400	<5.0	14	69	190	<5.0	<5.0	<5.0	140
	17-Dec-08		<100	<100	<100	<100	<2,000	<100	<100	370	<100	<100	<100	<100	1,100	<100	<100	<100	<100	160	<100	<100	72 J
20-Mar-09		---	<100	<100	<100	---	<100	<100	480	<100	<100	<100	<100	44.0 J	1,300	<100	<100	<100	140	<100	<100	110	
25-Jun-09		<50	<50	<50	<50	<1,000	<50	<50	430	<50	<50	<50	<50	1,200	<50	<50	<50	<50	150	<50	<50	120	
24-Sep-09		<500	<500	<500	<500	<10,000	<500	<500	293 J	<2,500	<500	<500	<500	942	<500	<500	<500	172 J	463 J	<2,500	<2,500	<2,500	
17-Dec-09		<1,000	<1,000	<1,000	<1,000	<20,000	<1,000	<1,000	<1,000	<5,000	<1,000	<1,000	<1,000	824 J	<1,000	<1,000	<1,000	<1,000	1,440	<5,000	<5,000	<5,000	
26-Mar-10		<20	<20	<20	<20	<400	<20	<20	33.1	<100	<20	<20	9.8 J	64.9	<20	<20	31.5	113	<100	<100	13.1 J		
24-Jun-10		<100	<100	<100	<100	<2,000	<100	<100	84.7 J	<500	<100	<100	<100	183	<100	<100	<100	50.5 J	<500	<500	<500		
15-Sep-10		<200	<200	<200	<200	<4,000	<200	<200	72.5 J	<1,000	<200	<200	<200	305	<200	<200	<200	<200	<200	<1,000	<1,000	<1,000	
16-Dec-10		<400	<400	<400	<400	<8,000	<400	<400	120 J	<2,000	<400	<400	<400										

Appendix C
Groundwater and Surface Water Analytical Results
Former Romic Environmental Technologies Corporation
East Palo Alto, California
Groundwater Monitoring Report

Sampling Location	Date Sample Collected	Cas Number	trans 1,3-Dichloro propene (µg/L)	1,1-Dichloro propene (µg/L)	1,3-Dichloro benzene (µg/L)	1,4-Dichloro benzene (µg/L)	4-Methyl-2 pentanone µg/L	Dibromo chloro methane (µg/L)	Dichloro difluoro methane (µg/L)	Ethyl benzene (µg/L)	Hexachloro butadiene (µg/L)	Isopropyl benzene (µg/L)	Styrene (µg/L)	PCE (µg/L)	Toluene (µg/L)	Trichloro fluoro methane (µg/L)	4-Isopropyl toluene µg/L	1,1,1-TCA (µg/L)	1,1,2-TCA (µg/L)	TCE (µg/L)	1,2,3-Trichloro propane (µg/L)	1,2,3-Trichloro benzene (µg/L)
			10061-02-6	563-58-6	541-73-1	106-46-7	108-10-1	75-71-8	75-71-8	100-41-4	87-68-3	98-82-8	100-42-5	127-18-4	108-88-3	75-69-4	99-87-6	71-55-6	79-00-5	79-01-6	96-18-4	87-61-6
EW-2B	18-Jun-03		<500	<500	<500	<500	<500	<500	<500	<500	<500	<500	<500	<500	<500	<500	<500	<500	1,000	<500	<500	<500
	17-Sep-03		<25	<25	<25	<25	<25	<25	<25	25	<25	<25	<25	28	74	<25	<25	<25	440	<25	<25	<25
	17-Dec-03		<25	<25	<25	<25	<25	<25	<25	140	<25	<25	<25	28	370	<25	<25	<25	1,300	<25	<25	<25
	17-Mar-04		<500	<500	<500	<500	<500	<500	<500	<500	<500	<500	<500	<500	<500	<500	<500	<500	<500	<500	<500	<500
	24-Jun-04		<500	<500	<500	<500	<500	<500	<500	<500	<500	<500	<500	<500	<500	<500	<500	<500	660	<500	<500	<500
	30-Sep-04		<1,200	<1,200	<1,200	<1,200	<1,200	<1,200	<1,200	<1,200	<1,200	<1,200	<1,200	<1,200	1,700	<1,200	<1,200	<1,200	<1,200	<1,200	<1,200	<1,200
	23-Dec-04		<100	<100	<100	<100	<100	<100	<100	<100	<100	<100	<100	<100	180	<100	<100	<100	510	<100	<100	<100
	31-Mar-05		<500	<500	<500	<500	<500	<500	<500	<500	<500	<500	<500	<500	830	<500	<500	<500	850	<500	<500	<500
	09-Jun-05		<500	<500	<500	<500	<500	<500	<500	<500	<500	<500	<500	<500	2,200	<500	<500	<500	850	<500	<500	<500
	19-Aug-05		<310	<310	<310	<310	<310	<310	<310	370	<310	<310	<310	<310	2,200	<310	<310	<310	500	<310	<310	<310
	02-Dec-05		<130	<130	<130	<130	<130	<130	<130	150	<130	<130	<130	<130	680	<130	<130	<130	370	<130	<130	<130
	27-Mar-06		<100	<100	<100	<100	<100	<100	<100	250	<100	<100	<100	<100	1,200	<100	<100	<100	450	<100	<100	<100
	16-Jun-06		<5.0	<5.0	<5.0	<5.0	<5.0	<5.0	<5.0	400	<5.0	<5.0	<5.0	<5.0	24	1,700	<5.0	<5.0	610	<5.0	<5.0	44
	21-Sep-06		<25	<25	<25	<25	<25	<25	<25	1,700	<25	30	<25	1,300	3,100	30	940	2,500	13,000	<25	<25	350
	06-Dec-06		<500	<500	<500	<500	<500	<500	<500	1,700	<500	<500	<500	2,300	3,900	<500	<500	5,900	26,000	<500	<500	<500
	13-Mar-07		<500	<500	<500	<500	<500	<500	<500	1,600	<500	<500	<500	2,700	5,100	<500	1,900	8,300	29,000	<500	<500	<500
	20-Jun-07		<500	<500	<500	<500	<500	<500	<500	1,400	<500	<500	<500	670	4,200	<500	<500	3,500	11,000	<500	<500	<500
	26-Sep-07		<100	<100	<100	<100	<100	<100	<100	1,600	<100	<100	<100	700	3,200	<100	690	3,200	6,400	<100	<100	240
	12-Dec-07		<100	<100	<100	<100	<100	<100	<100	1,700	<100	<100	<100	520	3,100	<100	550	7,400	3,900	<100	<100	290
	20-Mar-08		<50 J	<50 J	<50 J	<50 J	<1000 J	<50 J	400 J	1,300 J	<50 J	<50 J	<50 J	180 J	4,800 J	<50 J	340 J	1,100 J	740 J	<50 J	<50 J	190 J
	25-Jun-08		<5.0	<5.0	<5.0	6.7	<100	<5.0	<5.0	1,400	<5.0	23	<5.0	250	3,700	<5.0	500	4,500	1,100	<5.0	<5.0	280
	18-Sep-08		<250	<250	<250	<250	<5,000	<250	<250	1,800	<250	<250	<250	530	6,100	<250	170 J	1,200	4,600	<250	<250	280
	17-Dec-08		<250	<250	<250	<250	<5,000	<250	<250	1,300	<250	<250	<250	680	2,900	<250	240 J	3,400	6,300 /J	<250	<250	210 J
	20-Mar-09		---	<250	<250	<250	---	<250	<250	1,800	<250	<250	<250	750	2,700	<250	110 J	2,600	6,100	<250	<250	300
	25-Jun-09		<250	<250	<250	<250	<5,000	<250	<250	1,600	<250	<250	<250	2,000	2,400	<250	<250	7,800	25,000	<250	<250	280
	25-Sep-09		<1,000	<1,000	<1,000	<1,000	<20,000	<1,000	<1,000	1,370	<5,000	<1,000	<1,000	1,570	1,640	<1,000	<1,000	8,480	27,700	<5,000	<5,000	<5,000
	16-Dec-09		<1,300	<1,300	<1,300	<1,300	<25,000	<1,300	<1,300	1,450	<6,300	<1,300	<1,300	1,990	1,800	<1,300	<1,300	10,500	32,900	<6,300	<6,300	<6,300
dup	16-Dec-09		<1,300	<1,300	<1,300	<1,300	<25,000	<1,300	<1,300	1,560	<6,300	<1,300	<1,300	2,040	2,010	<1,300	<1,300	11,300	33,300	<6,300	<6,300	<6,300
	26-Mar-10		<1,000	<1,000	<1,000	<1,000	<20,000	<1,000	<1,000	1,350	<5,000	<1,000	<1,000	1,120	1,420	<1,000	<1,000	4,500	17,900	<5,000	<5,000	<5,000
	23-Jun-10		<1,000	<1,000	<1,000	<1,000	<20,000	<1,000	<1,000	1,280	<5,000	<1,000	<1,000	1,230	1,460	<1,000	<1,000	5,060	18,000	<5,000	<5,000	<5,000
	15-Sep-10		<1,000	<1,000	<1,000	<1,000	<20,000	<1,000	<1,000	1,260	<5,000	<1,000	<1,000	1,160	1,270	<1,000	<1,000	5,300	19,600	<5,000	<5,000	<5,000
	16-Dec-10		<1,000	<1,000	<1,000	<1,000	<20,000	<1,000	<1,000	1,510	<5,000	<1,000	<1,000	<1,000	2,110	<1,000	<1,000	<1,000	387 J	<5,000	<5,000	<5,000

US EPA ARCHIVE DOCUMENT

Appendix C
Groundwater and Surface Water Analytical Results
Former Romic Environmental Technologies Corporation
East Palo Alto, California
Groundwater Monitoring Report

Sampling Location	Date Sample Collected	Cas Number	trans 1,3-Dichloro propene (µg/L)	1,1-Dichloro propene (µg/L)	1,3-Dichloro benzene (µg/L)	1,4-Dichloro benzene (µg/L)	4-Methyl-2 pentanone µg/L	Dibromo chloro methane (µg/L)	Dichloro difluoro methane (µg/L)	Ethyl benzene (µg/L)	Hexachloro butadiene (µg/L)	Isopropyl benzene (µg/L)	Styrene (µg/L)	PCE (µg/L)	Toluene (µg/L)	Trichloro fluoro methane (µg/L)	4-Isopropyl toluene µg/L	1,1,1-TCA (µg/L)	1,1,2-TCA (µg/L)	TCE (µg/L)	1,2,3-Trichloro propane (µg/L)	1,2,3-Trichloro benzene (µg/L)
			10061-02-6	563-58-6	541-73-1	106-46-7	108-10-1	75-71-8	75-71-8	100-41-4	87-68-3	98-82-8	100-42-5	127-18-4	108-88-3	75-69-4	99-87-6	71-55-6	79-00-5	79-01-6	96-18-4	87-61-6
RW-2C	12-Sep-00		<10.0	<10.0	<10.0	<10.0	<10.0	<10.0	<10.0	<10.0	<10.0	<10.0	<10.0	<10.0	<10.0	<10.0	<10.0	12.9	<10.0	<10.0	<10.0	<10.0
	05-Dec-00		<2.0	<2.0	<2.0	<2.0	<2.0	<2.0	<2.0	<2.0	<2.0	<2.0	<2.0	<2.0	<2.0	<2.0	<2.0	<2.0	<2.0	<2.0	<2.0	<2.0
	21-Mar-01		<2.0	<2.0	<2.0	<2.0	<2.0	<2.0	<2.0	<2.0	<2.0	<2.0	<2.0	<2.0	<2.0	<2.0	<2.0	14	<2.0	<2.0	<2.0	<2.0
	15-Jun-01		<2.0	<2.0	<2.0	<2.0	<2.0	<2.0	<2.0	<2.0	<2.0	<2.0	<2.0	<2.0	<2.0	<2.0	<2.0	8.8	<2.0	<2.0	<2.0	<2.0
	06-Sep-01		<2.0	<2.0	<2.0	<2.0	<2.0	<2.0	<2.0	<2.0	<2.0	<2.0	<2.0	<2.0	<2.0	<2.0	<2.0	17	<2.0	<2.0	<2.0	<2.0
	18-Dec-01		<2.0	<2.0	<2.0	<2.0	<2.0	<2.0	<2.0	<2.0	<2.0	<2.0	<2.0	<2.0	<2.0	<2.0	<2.0	10	<2.0	<2.0	<2.0	<2.0
	04-Apr-02		<2.0	<2.0	<2.0	<2.0	<2.0	<2.0	<2.0	<2.0	<2.0	<2.0	<2.0	<2.0	<2.0	<2.0	<2.0	6.4	<2.0	<2.0	<2.0	<2.0
	12-Jun-02		<2.0	<2.0	<2.0	<2.0	<2.0	<2.0	<2.0	<2.0	<2.0	<2.0	<2.0	<2.0	<2.0	<2.0	<2.0	9.8	<2.0	<2.0	<2.0	<2.0
	25-Sep-02		<2.5	<2.5	<2.5	<2.5	<2.5	<2.5	<2.5	<2.5	<2.5	<2.5	<2.5	<2.5	<2.5	<2.5	<2.5	6.6	<2.5	<2.5	<2.5	12
	02-Jan-03		<1.2	<1.2	<1.2	<1.2	<1.2	<1.2	<1.2	<1.2	<1.2	<1.2	<1.2	<1.2	<1.2	<1.2	<1.2	7.7	<1.2	<1.2	<1.2	<1.2
	12-Mar-03		<1.0	<1.0	<1.0	<1.0	<1.0	<1.0	<1.0	<1.0	<1.0	<1.0	<1.0	<1.0	<1.0	<1.0	<1.0	4.9	<1.0	<1.0	<1.0	<1.0
	17-Jun-03		<2.5	<2.5	<2.5	<2.5	<2.5	<2.5	<2.5	<2.5	<2.5	<2.5	<2.5	<2.5	<2.5	<2.5	<2.5	3.8	<2.5	<2.5	<2.5	<2.5
	17-Sep-03		<1.0	<1.0	<1.0	<1.0	<1.0	<1.0	<1.0	<1.0	<1.0	<1.0	<1.0	<1.0	<1.0	<1.0	<1.0	6.1	<1.0	<1.0	<1.0	<1.0
	19-Dec-03		<50	<50	<50	<50	<50	<50	<50	<50	<50	<50	<50	<50	<50	<50	<50	<50	<50	<50	<50	<50
dup	19-Dec-03		<50	<50	<50	<50	<50	<50	<50	<50	<50	<50	<50	<50	<50	<50	<50	<50	<50	<50	<50	<50
	18-Mar-04		<0.50	<0.50	<0.50	<0.50	<0.50	<0.50	<0.50	<0.50	<0.50	<0.50	<0.50	<0.50	<0.50	<0.50	<0.50	5.7	<0.50	<0.50	<0.50	<0.50
	22-Jun-04		<2.5	<2.5	<2.5	<2.5	<2.5	<2.5	<2.5	<2.5	<2.5	<2.5	<2.5	<2.5	<2.5	<2.5	<2.5	6.3	<2.5	<2.5	<2.5	<2.5
	22-Jun-04		<2.5	<2.5	<2.5	<2.5	<2.5	<2.5	<2.5	<2.5	<2.5	<2.5	<2.5	<2.5	<2.5	<2.5	<2.5	5.9	<2.5	<2.5	<2.5	<2.5
	28-Sep-04		<2.5	<2.5	<2.5	<2.5	<2.5	<2.5	<2.5	<2.5	<2.5	<2.5	<2.5	<2.5	<2.5	<2.5	<2.5	20	<2.5	<2.5	<2.5	<2.5
	20-Dec-04		<0.50	<0.50	<0.50	<0.50	<0.50	<0.50	<0.50	0.63	<0.50	<0.50	<0.50	<0.50	<0.50	<0.50	<0.50	4.9	<0.50	<0.50	0.69 bp	<0.50
	29-Mar-05		<5.0	<5.0	<5.0	<5.0	<5.0	<5.0	<5.0	<5.0	<5.0	<5.0	<5.0	<5.0	<5.0	<5.0	<5.0	14	<5.0	<5.0	<5.0	<5.0
	07-Jun-05		<2.5	<2.5	<2.5	<2.5	<2.5	<2.5	<2.5	<2.5	<2.5	<2.5	<2.5	<2.5	<2.5	<2.5	<2.5	<2.5	<2.5	<2.5	<2.5	<2.5
	18-Aug-05		<3.1	<3.1	<3.1	<3.1	<3.1	<3.1	<3.1	<3.1	<3.1	<3.1	<3.1	<3.1	<3.1	<3.1	<3.1	23	<3.1	<3.1	<3.1	<3.1
	30-Nov-05		<0.5	<0.5	<0.5	<0.5	<0.5	<0.5	<0.5	<0.5	<0.5	<0.5	<0.5	<0.5	<0.5	<0.5	5.6	23	<0.5	<0.5	<0.5	<0.5
	23-Mar-06		<2.5	<2.5	<2.5	<2.5	<2.5	<2.5	<2.5	<2.5	<2.5	<2.5	<2.5	<2.5	<2.5	<2.5	5.6	8.3	<2.5	<2.5	<2.5	<2.5
	14-Jun-06		<0.5	<0.5	<0.5	<0.5	<0.5	<0.5	<0.5	<0.5	<0.5	<0.5	<0.5	<0.5	<0.5	<0.5	<0.5	2.3	<0.5	<0.5	<0.5	<0.5
	05-Dec-06		<0.5	<0.5	<0.5	<0.5	<0.5	<0.5	<0.5	<0.5	<0.5	<0.5	<0.5	<0.5	<0.5	<0.5	<0.5	<0.5	1	<0.5	<0.5	<0.5
	14-Mar-07		<5.0	<5.0	<5.0	<5.0	<5.0	<5.0	<5.0	<5.0	<5.0	<5.0	<5.0	<5.0	<5.0	<5.0	<5.0	<5.0	<5.0	<5.0	<5.0	<5.0
	18-Jun-07		<0.5	<0.5	<0.5	<0.5	<0.5	<0.5	<0.5	<0.5	<0.5	<0.5	<0.5	<0.5	<0.5	<0.5	<0.5	<0.5	<0.5	<0.5	<0.5	<0.5
	25-Sep-07		<0.50	<0.50	<0.50	<0.50	<0.50	<0.50	<0.50	<0.50	<0.50	<0.50	<0.50	<0.50	<0.50	<0.50	<0.50	14	<0.50	<0.50	<0.50	<0.50
	10-Dec-07		<0.50	<0.50	<0.50	<0.50	<0.50	<0.50	<0.50	<0.50	<0.50	<0.50	<0.50	<0.50	<0.50	<0.50	<0.50	0.43 J	<0.50	<0.50	<0.50	<0.50
	23-Jun-08		<0.50	<0.50	<0.50	<0.50	<10	<0.50	<0.50	<0.50	<0.50	<0.50	<0.50	<0.50	<0.50	<0.50	<0.50	<0.50	<0.50	<0.50	<0.50	<0.50
	16-Sep-08		<0.50	<0.50	<0.50	<0.50	<10	<0.50	<0.50	<0.50	<0.50	<0.50	<0.50	<0.50	<0.50	<0.50	<0.50	0.59	<0.50	<0.50	<0.50	<0.50
	15-Dec-08		<2.5	<2.5	<2.5	<2.5	<50	<2.5	<2.5	<2.5	<2.5	<2.5	<2.5	<2.5	<2.5	<2.5	<2.5	<2.5	<2.5	<2.5	<2.5	<2.5
	17-Mar-09		<0.50	<0.50	<0.50	<0.50	<10	<0.50	<0.50	<0.50	<0.50	<0.50	<0.50	<0.50	<0.50	<0.50	<0.50	0.280 J	<0.50	<0.50	<0.50	<0.50
	22-Jun-09		<0.50	<0.50	<0.50	<0.50	<10	<0.50	<0.50	<0.50	<0.50	<0.50	<0.50	<0.50	<0.50	<0.50	<0.50	<0.50	<0.50	<0.50	<0.50	<0.50
	22-Sep-09		<1.0	<1.0	<1.0	<1.0	<20	<1.0	<1.0	<1.0	<5.0	<1.0	<1.0	<1.0	<1.0	<1.0	<1.0	1.5	<1.0	<5.0	<5.0	<5.0
	14-Dec-09		<1.0	<1.0	<1.0	<1.0	<20	<1.0	<1.0	<1.0	<5.0	<1.0	<1.0	<1.0	<1.0	<1.0	<1.0	0.23 J	<1.0	<5.0	<5.0	<5.0
	23-Mar-10		<2.0	<2.0	<2.0	<2.0	<40	<2.0	<2.0	<2.0	<10	<2.0	<2.0	<2.0	<2.0	<2.0	<2.0	3.5	<2.0	<10	<10	<10
dup	23-Mar-10		<1.0	<1.0	<1.0	<1.0	<20	<1.0	<1.0	<1.0	<5.0	<1.0	<1.0	<1.0	<1.0	<1.0	<1.0	3.4	<1.0	<5.0	<5.0	<5.0
	21-Jun-10		<1.0	<1.0	<1.0	<1.0	<20	<1.0	<1.0	<1.0	<5.0	<1.0	<1.0	<1.0	<1.0	<1.0	<1.0	0.32 J	<1.0	<5.0	<5.0	<5.0
	14-Sep-10		<1.0	<1.0	<1.0	<1.0	<20	<1.0	<1.0	<1.0	<5.0	<1.0	<1.0	<1.0	<1.0	<1.0	<1.0	<1.0	<1.0	<5.0	<5.0	<5.0
	14-Dec-10		<1.0	<1.0	<1.0	<1.0	<20	<1.0	<1.0	<1.0	<5.0	<1.0	<1.0	<1.0	<1.0	<1.0	<1.0	<1.0	<1.0	<5.0	<5.0	<5.0

US EPA ARCHIVE DOCUMENT

Appendix C
Groundwater and Surface Water Analytical Results
Former Romic Environmental Technologies Corporation
East Palo Alto, California
Groundwater Monitoring Report

Sampling Location	Date Sample Collected	Cas Number	trans 1,3-Dichloro propene (µg/L)	1,1-Dichloro propene (µg/L)	1,3-Dichloro benzene (µg/L)	1,4-Dichloro benzene (µg/L)	4-Methyl-2 pentanone µg/L	Dibromo chloro methane (µg/L)	Dichloro difluoro methane (µg/L)	Ethyl benzene (µg/L)	Hexachloro butadiene (µg/L)	Isopropyl benzene (µg/L)	Styrene (µg/L)	PCE (µg/L)	Toluene (µg/L)	Trichloro fluoro methane (µg/L)	4-Isopropyl toluene µg/L	1,1,1-TCA (µg/L)	1,1,2-TCA (µg/L)	TCE (µg/L)	1,2,3-Trichloro propane (µg/L)	1,2,3-Trichloro benzene (µg/L)	
			10061-02-6	563-58-6	541-73-1	106-46-7	108-10-1	75-71-8	75-71-8	100-41-4	87-68-3	98-82-8	100-42-5	127-18-4	108-88-3	75-69-4	99-87-6	71-55-6	79-00-5	79-01-6	96-18-4	87-61-6	
RW-3C	13-Sep-00		<2.0	<2.0	<2.0	<2.0	<2.0	<2.0	<2.0	<2.0	<2.0	<2.0	<2.0	<2.0	<2.0	<2.0	<2.0	<2.0	<2.0	<2.0	<2.0	<2.0	<2.0
	20-Mar-01		<2.0	<2.0	<2.0	<2.0	<2.0	<2.0	<2.0	<2.0	<2.0	<2.0	<2.0	<2.0	<2.0	<2.0	<2.0	<2.0	<2.0	<2.0	<2.0	<2.0	<2.0
	05-Sep-01		<2.0	<2.0	<2.0	<2.0	<2.0	<2.0	<2.0	<2.0	<2.0	<2.0	<2.0	<2.0	<2.0	<2.0	<2.0	<2.0	<2.0	<2.0	<2.0	<2.0	<2.0
	03-Apr-02		<2.0	<2.0	<2.0	<2.0	<2.0	<2.0	<2.0	<2.0	<2.0	<2.0	<2.0	<2.0	<2.0	<2.0	<2.0	<2.0	<2.0	<2.0	<2.0	<2.0	<2.0
	dup 03-Apr-02		<2.0	<2.0	<2.0	<2.0	<2.0	<2.0	<2.0	<2.0	<2.0	<2.0	<2.0	<2.0	<2.0	<2.0	<2.0	<2.0	<2.0	<2.0	<2.0	<2.0	<2.0
	24-Sep-02		<0.50	<0.50	<0.50	<0.50	<0.50	<0.50	<0.50	<0.50	<0.50	<0.50	<0.50	<0.50	<0.50	<0.50	<0.50	<0.50	<0.50	<0.50	<0.50	<0.50	<0.50
	11-Mar-03		<0.50	<0.50	<0.50	<0.50	<0.50	<0.50	<0.50	<0.50	<0.50	<0.50	<0.50	<0.50	<0.50	<0.50	<0.50	<0.50	<0.50	<0.50	<0.50	<0.50	<0.50
	16-Sep-03		<0.50	<0.50	<0.50	<0.50	<0.50	<0.50	<0.50	<0.50	<0.50	<0.50	<0.50	<0.50	<0.50	<0.50	<0.50	<0.50	<0.50	<0.50	<0.50	<0.50	<0.50
	dup 16-Sep-03		<0.50	<0.50	<0.50	<0.50	<0.50	<0.50	<0.50	<0.50	<0.50	<0.50	<0.50	<0.50	<0.50	<0.50	<0.50	<0.50	<0.50	<0.50	<0.50	<0.50	<0.50
	27-Sep-04		<0.50	<0.50	<0.50	<0.50	<0.50	<0.50	<0.50	<0.50	<0.50	<0.50	<0.50	<0.50	<0.50	<0.50	<0.50	<0.50	<0.50	<0.50	<0.50	<0.50	<0.50
	18-Aug-05		<0.5	<0.5	<0.5	<0.5	<0.5	<0.5	<0.5	<0.5	<0.5	<0.5	<0.5	<0.5	<0.5	<0.5	<0.5	<0.5	<0.5	<0.5	<0.5	<0.5	<0.5
	22-Mar-06		<0.5	<0.5	<0.5	<0.5	<0.5	<0.5	<0.5	<0.5	<0.5	<0.5	<0.5	<0.5	<0.5	<0.5	<0.5	<0.5	<0.5	<0.5	<0.5	<0.5	<0.5
	22-Sep-06		<0.5	<0.5	<0.5	<0.5	<0.5	<0.5	<0.5	<0.5	<0.5	<0.5	<0.5	<0.5	<0.5	<0.5	<0.5	<0.5	<0.5	<0.5	<0.5	<0.5	<0.5
	24-Sep-07		<0.50	<0.50	<0.50	<0.50	<0.50	<0.50	<0.50	<0.50	<0.50	<0.50	<0.50	<0.50	<0.50	<0.50	<0.50	<0.50	<0.50	<0.50	<0.50	<0.50	<0.50
	15-Sep-08		<0.50	<0.50	<0.50	<0.50	<10	<0.50	<0.50	<0.50	<0.50	<0.50	<0.50	<0.50	0.27 J	<0.50	<0.50	<0.50	<0.50	<0.50	<0.50	<0.50	<0.50
21-Sep-09		<1.0	<1.0	<1.0	<1.0	<5.0	<1.0	<2.0	<1.0	<2.0	<1.0	<1.0	<1.0	0.48 J	<1.0	<2.0	<1.0	<1.0	<1.0	<2.0	<1.0	<2.0	
14-Sep-10		<1.0	<1.0	<1.0	<1.0	<20	<1.0	<1.0	<1.0	<5.0	<1.0	<1.0	<1.0	<1.0	<1.0	<1.0	<1.0	<1.0	<1.0	<5.0	<5.0	<5.0	
RW-4C	12-Sep-00		<2.0	<2.0	<2.0	<2.0	<2.0	<2.0	<2.0	<2.0	<2.0	<2.0	<2.0	<2.0	<2.0	<2.0	<2.0	<2.0	<2.0	<2.0	<2.0	<2.0	<2.0
	05-Dec-00		<2.0	<2.0	<2.0	<2.0	<2.0	<2.0	<2.0	<2.0	<2.0	<2.0	<2.0	<2.0	<2.0	<2.0	<2.0	<2.0	<2.0	<2.0	<2.0	<2.0	<2.0
	21-Mar-01		<2.0	<2.0	<2.0	<2.0	<2.0	<2.0	<2.0	<2.0	<2.0	<2.0	<2.0	<2.0	<2.0	<2.0	<2.0	<2.0	<2.0	<2.0	<2.0	<2.0	<2.0
	dup 21-Mar-01		<2.0	<2.0	<2.0	<2.0	<2.0	<2.0	<2.0	<2.0	<2.0	<2.0	<2.0	<2.0	<2.0	<2.0	<2.0	<2.0	<2.0	<2.0	<2.0	<2.0	<2.0
	15-Jun-01		<2.0	<2.0	<2.0	<2.0	<2.0	<2.0	<2.0	<2.0	<2.0	<2.0	<2.0	<2.0	<2.0	<2.0	<2.0	<2.0	<2.0	<2.0	<2.0	<2.0	<2.0
	06-Sep-01		<2.0	<2.0	<2.0	<2.0	<2.0	<2.0	<2.0	<2.0	<2.0	<2.0	<2.0	<2.0	<2.0	<2.0	<2.0	<2.0	<2.0	<2.0	<2.0	<2.0	<2.0
	03-Apr-02		<2.0	<2.0	<2.0	<2.0	<2.0	<2.0	<2.0	<2.0	<2.0	<2.0	<2.0	<2.0	<2.0	<2.0	<2.0	<2.0	<2.0	<2.0	<2.0	<2.0	<2.0
	11-Jun-02		<2.0	<2.0	<2.0	<2.0	<2.0	<2.0	<2.0	<2.0	<2.0	<2.0	<2.0	<2.0	<2.0	<2.0	<2.0	<2.0	<2.0	<2.0	<2.0	<2.0	<2.0
	24-Sep-02		<0.50	<0.50	<0.50	<0.50	<0.50	<0.50	<0.50	<0.50	<0.50	<0.50	<0.50	<0.50	<0.50	<0.50	<0.50	<0.50	<0.50	<0.50	<0.50	<0.50	<0.50
	02-Jan-03		<0.50	<0.50	<0.50	<0.50	<0.50	<0.50	<0.50	<0.50	<0.50	<0.50	<0.50	<0.50	<0.50	<0.50	<0.50	<0.50	<0.50	<0.50	<0.50	<0.50	<0.50
	11-Mar-03		<0.50	<0.50	<0.50	<0.50	<0.50	<0.50	<0.50	<0.50	<0.50	<0.50	<0.50	<0.50	<0.50	<0.50	<0.50	<0.50	<0.50	<0.50	<0.50	<0.50	<0.50
	17-Sep-03		<0.50	<0.50	<0.50	<0.50	<0.50	<0.50	<0.50	<0.50	<0.50	<0.50	<0.50	<0.50	<0.50	<0.50	<0.50	<0.50	<0.50	<0.50	<0.50	<0.50	<0.50
	28-Sep-04		<0.50	<0.50	<0.50	<0.50	<0.50	<0.50	<0.50	<0.50	<0.50	<0.50	<0.50	<0.50	<0.50	<0.50	<0.50	<0.50	<0.50	<0.50	<0.50	<0.50	<0.50
	17-Aug-05		<0.5	<0.5	<0.5	<0.5	<0.5	<0.5	<0.5	<0.5	<0.5	<0.5	<0.5	<0.5	<0.5	<0.5	<0.5	<0.5	<0.5	<0.5	<0.5	<0.5	<0.5
	22-Mar-06		<0.5	<0.5	<0.5	<0.5	<0.5	<0.5	<0.5	<0.5	<0.5	<0.5	<0.5	<0.5	<0.5	<0.5	<0.5	<0.5	<0.5	<0.5	<0.5	<0.5	<0.5
22-Sep-06		<0.5	<0.5	<0.5	<0.5	<0.5	<0.5	<0.5	<0.5	<0.5	<0.5	<0.5	<0.5	<0.5	<0.5	<0.5	<0.5	<0.5	<0.5	<0.5	<0.5	<0.5	
24-Sep-07		<0.50	<0.50	<0.50	<0.50	<0.50	<0.50	<0.50	<0.50	<0.50	<0.50	<0.50	<0.50	<0.50	<0.50	<0.50	<0.50	<0.50	<0.50	<0.50	<0.50	<0.50	
15-Sep-08		<5.0	<5.0	<5.0	<5.0	<100	<5.0	<5.0	<5.0	<5.0	<5.0	<5.0	<5.0	<5.0	<5.0	<5.0	<5.0	<5.0	<5.0	<5.0	<5.0	<5.0	
21-Sep-09		<1.0	<1.0	<1.0	<1.0	<5.0	<1.0	<2.0	<1.0	<2.0	<1.0	<1.0	<1.0	<1.0	<1.0	<2.0	<1.0	<1.0	<2.0	<1.0	<2.0	<2.0	
14-Sep-10		<1.0	<1.0	<1.0	<1.0	<20	<1.0	<1.0	<1.0	<5.0	<1.0	<1.0	<1.0	<1.0	<1.0	<1.0	<1.0	<1.0	<1.0	<5.0	<5.0	<5.0	

US EPA ARCHIVE DOCUMENT

Appendix C
Groundwater and Surface Water Analytical Results
Former Romic Environmental Technologies Corporation
East Palo Alto, California
Groundwater Monitoring Report

Sampling Location	Date Sample Collected	Cas Number	trans 1,3-Dichloro propene (µg/L)	1,1-Dichloro propene (µg/L)	1,3-Dichloro benzene (µg/L)	1,4-Dichloro benzene (µg/L)	4-Methyl-2 pentanone µg/L	Dibromo chloro methane (µg/L)	Dichloro difluoro methane (µg/L)	Ethyl benzene (µg/L)	Hexachloro butadiene (µg/L)	Isopropyl benzene (µg/L)	Styrene (µg/L)	PCE (µg/L)	Toluene (µg/L)	Trichloro fluoro methane (µg/L)	4-Isopropyl toluene µg/L	1,1,1-TCA (µg/L)	1,1,2-TCA (µg/L)	TCE (µg/L)	1,2,3-Trichloro propane (µg/L)	1,2,3-Trichloro benzene (µg/L)
			10061-02-6	563-58-6	541-73-1	106-46-7	108-10-1	75-71-8	75-71-8	100-41-4	87-68-3	98-82-8	100-42-5	127-18-4	108-88-3	75-69-4	99-87-6	71-55-6	79-00-5	79-01-6	96-18-4	87-61-6
RW-5C	17-Dec-03		<5.0	<5.0	<5.0	<5.0	<5.0	<5.0	<5.0	<5.0	<5.0	<5.0	<5.0	<5.0	<5.0	<5.0	<5.0	74	2,600	<5.0	<5.0	<5.0
	17-Mar-04		<50	<50	<50	<50	<50	<50	<50	<50	<50	<50	<50	<50	<50	<50	<50	62	3,700	<50	<50	<50
	24-Jun-04		<50	<50	<50	<50	<50	<50	<50	<50	<50	<50	<50	<50	<50	<50	<50	140	1,100	<50	<50	<50
	30-Sep-04		<25	<25	<25	<25	<25	<25	<25	<25	<25	<25	<25	<25	<25	<25	<25	170	1,300	<25	<25	<25
	20-Dec-04		<50	<50	<50	<50	<50	<50	<50	<50	<50	<50	<50	<50	<50	<50	<50	150	1,200	<50	<50	<50
	29-Mar-05		<25	<25	<25	<25	<25	<25	<25	<25	<25	<25	<25	<25	<25	<25	<25	140	860	<25	<25	<25
	08-Jun-05		<500	<500	<500	<500	<500	<500	<500	<500	<500	<500	<500	<500	<500	<500	<500	<500	1,500	<500	<500	<500
	18-Aug-05		<13	<13	<13	<13	<13	<13	<13	<13	<13	<13	<13	<13	<13	<13	<13	33	900	<13	<13	<13
	01-Dec-05		<6.3	<6.3	<6.3	<6.3	<6.3	<6.3	<6.3	<6.3	<6.3	<6.3	<6.3	<6.3	<6.3	<6.3	<6.3	18	700	<6.3	<6.3	<6.3
	27-Mar-06		<20	<20	<20	<20	<20	<20	<20	<20	<20	<20	<20	<20	<20	<20	<20	<20	500	<20	<20	<20
	15-Jun-06		<5.0	<5.0	<5.0	<5.0	<5.0	<5.0	<5.0	<5.0	<5.0	<5.0	<5.0	<5.0	<5.0	<5.0	<5.0	<5.0	180	<5.0	<5.0	<5.0
	21-Sep-06		<5.0	<5.0	<5.0	<5.0	<5.0	<5.0	<5.0	<5.0	<5.0	<5.0	<5.0	<5.0	<5.0	<5.0	<5.0	<5.0	<5.0	<5.0	<5.0	<5.0
	05-Dec-06		<5.0	<5.0	<5.0	<5.0	<5.0	<5.0	<5.0	<5.0	<5.0	<5.0	<5.0	<5.0	<5.0	<5.0	<5.0	<5.0	<5.0	<5.0	<5.0	<5.0
	13-Mar-07		<50	<50	<50	<50	<50	<50	<50	<50	<50	<50	<50	<50	<50	<50	<50	<50	<50	<50	<50	<50
	18-Jun-07		<10	<10	<10	<10	<10	<10	<10	<10	<10	<10	<10	<10	<10	<10	<10	<10	<10	<10	<10	<10
	26-Sep-07		<0.50	<0.50	<0.50	<0.50	<0.50	<0.50	<0.50	<0.50	<0.50	<0.50	<0.50	<0.50	<0.50	<0.50	<0.50	<0.50	15	<0.50	<0.50	<0.50
	11-Dec-07		<10	<10	<10	<10	<10	<10	<10	<10	<10	<10	<10	<10	<10	<10	<10	<10	<10	<10	<10	<10
	20-Mar-08		<5.0 J	<5.0 J	<5.0 J	<5.0 J	<100 J	<5.0 J	<5.0 J	<5.0 J	<5.0 J	<5.0 J	<5.0 J	<5.0 J	<5.0 J	<5.0 J	<5.0 J	<5.0 J	<5.0 J	<5.0 J	<5.0 J	<5.0 J
	24-Jun-08		<2.5	<2.5	<2.5	<2.5	<50	<2.5	<2.5	<2.5	<2.5	<2.5	<2.5	<2.5	2	<2.5	<2.5	<2.5	<2.5	<2.5	<2.5	<2.5
	18-Sep-08		<50	<50	<50	<50	<1,000	<50	<50	<50	<50	<50	<50	<50	<50	<50	<50	<50	<50	<50	<50	<50
dup	16-Dec-08		<50	<50	<50	<50	<1,000	<50	<50	<50	<50	<50	<50	<50	120	<50	<50	<50	<50	<50	<50	<50
	16-Dec-08		<50	<50	<50	<50	<1,000	<50	<50	<50	<50	<50	<50	<50	28 J	25 J	<50	<50	<50	<50	<50	<50
dup	20-Mar-09		---	<50	<50	<50	---	<50	<50	<50	<50	<50	<50	<50	<50	<50	<50	<50	<50	<50	<50	<50
	20-Mar-09		---	<50	<50	<50	---	<50	<50	<50	<50	<50	<50	<50	<50	<50	<50	<50	<50	<50	<50	<50
	23-Jun-09		<25	<25	<25	<25	<500	<25	<25	<25	<25	<25	<25	<25	<25	<25	<25	<25	<25	<25	<25	<25
	23-Sep-09		<10 /UJ	<10 /UJ	<10 /UJ	<10 /UJ	<200 /UJ	<10 /UJ	<10 /UJ	<10 /UJ	<50 /UJ	<10 /UJ	<10 /UJ	<10 /UJ	<10 /UJ	<10 /UJ	<10 /UJ	<10 /UJ	3.9 J	<50 /UJ	<50 /UJ	<50 /UJ
	15-Dec-09		<10 /UJ	<10 /UJ	<10 /UJ	<10 /UJ	<200 /UJ	<10 /UJ	<10 /UJ	<10 /UJ	<50 /UJ	<10 /UJ	<10 /UJ	<10 /UJ	<10 /UJ	<10 /UJ	<10 /UJ	<10 /UJ	<10 /UJ	<50 /UJ	<50 /UJ	<50 /UJ
	23-Mar-10		<10	<10	<10	<10	<200	<10	<10	<10	<50	<10	<10	<10	<10	<10	<10	<10	<10	<50	<50	<50
	22-Jun-10		<1.0	<1.0	<1.0	<1.0	<20	<1.0	<1.0	<1.0	<5.0	<1.0	<1.0	<1.0	2.2	<1.0	<1.0	<1.0	<1.0	<5.0	<5.0	<5.0
	14-Sep-10		<1.0	<1.0	<1.0	<1.0	<20	<1.0	<1.0	<1.0	<5.0	<1.0	<1.0	<1.0	2.0	<1.0	<1.0	<1.0	3.2	<5.0	<5.0	<5.0
	15-Dec-10		<5.0	<5.0	<5.0	<5.0	<100	<5.0	<5.0	<5.0	<25	<5.0	<5.0	<5.0	<5.0	<5.0	<5.0	<5.0	<5.0	<25	<25	<25

US EPA ARCHIVE DOCUMENT

Appendix C
Groundwater and Surface Water Analytical Results
Former Romic Environmental Technologies Corporation
East Palo Alto, California
Groundwater Monitoring Report

Sampling Location	Date Sample Collected	Cas Number	trans 1,3-Dichloro propene (µg/L)	1,1-Dichloro propene (µg/L)	1,3-Dichloro benzene (µg/L)	1,4-Dichloro benzene (µg/L)	4-Methyl-2 pentanone µg/L	Dibromo chloro methane (µg/L)	Dichloro difluoro methane (µg/L)	Ethyl benzene (µg/L)	Hexachloro butadiene (µg/L)	Isopropyl benzene (µg/L)	Styrene (µg/L)	PCE (µg/L)	Toluene (µg/L)	Trichloro fluoro methane (µg/L)	4-Isopropyl toluene µg/L	1,1,1-TCA (µg/L)	1,1,2-TCA (µg/L)	TCE (µg/L)	1,2,3-Trichloro propane (µg/L)	1,2,3-Trichloro benzene (µg/L)	
			10061-02-6	563-58-6	541-73-1	106-46-7	108-10-1	75-71-8	75-71-8	100-41-4	87-68-3	98-82-8	100-42-5	127-18-4	108-88-3	75-69-4	99-87-6	71-55-6	79-00-5	79-01-6	96-18-4	87-61-6	
RW-7C	12-Sep-00		<2.0	<2.0	<2.0	<2.0	<2.0	<2.0	<2.0	<2.0	<2.0	<2.0	<2.0	<2.0	<2.0	<2.0	<2.0	<2.0	<2.0	<2.0	<2.0	<2.0	
	05-Dec-00		<2.0	<2.0	<2.0	<2.0	<2.0	<2.0	<2.0	<2.0	<2.0	<2.0	<2.0	<2.0	<2.0	<2.0	<2.0	<2.0	<2.0	<2.0	<2.0	<2.0	
	21-Mar-01		<2.0	<2.0	<2.0	<2.0	<2.0	<2.0	<2.0	<2.0	<2.0	<2.0	<2.0	<2.0	<2.0	<2.0	<2.0	<2.0	<2.0	<2.0	<2.0	<2.0	
	15-Jun-01		<2.0	<2.0	<2.0	<2.0	<2.0	<2.0	<2.0	<2.0	<2.0	<2.0	<2.0	<2.0	<2.0	<2.0	<2.0	<2.0	<2.0	<2.0	<2.0	<2.0	
	06-Sep-01		<2.0	<2.0	<2.0	<2.0	<2.0	<2.0	<2.0	<2.0	<2.0	<2.0	<2.0	<2.0	<2.0	<2.0	<2.0	<2.0	<2.0	<2.0	<2.0	<2.0	
	01-Apr-02		<2.0	<2.0	<2.0	<2.0	<2.0	<2.0	<2.0	<2.0	<2.0	<2.0	<2.0	<2.0	<2.0	<2.0	<2.0	<2.0	<2.0	<2.0	<2.0	<2.0	
	11-Jun-02		<2.0	<2.0	<2.0	<2.0	<2.0	<2.0	<2.0	<2.0	<2.0	<2.0	<2.0	<2.0	<2.0	<2.0	<2.0	<2.0	<2.0	<2.0	<2.0	<2.0	
	24-Sep-02		<0.50	<0.50	<0.50	<0.50	<0.50	<0.50	<0.50	<0.50	<0.50	<0.50	<0.50	<0.50	<0.50	<0.50	<0.50	<0.50	<0.50	<0.50	<0.50	<0.50	
	02-Jan-03		<0.50	<0.50	<0.50	<0.50	<0.50	<0.50	<0.50	<0.50	<0.50	<0.50	<0.50	<0.50	<0.50	<0.50	<0.50	<0.50	<0.50	<0.50	<0.50	<0.50	
	11-Mar-03		<0.50	<0.50	<0.50	<0.50	<0.50	<0.50	<0.50	<0.50	<0.50	<0.50	<0.50	<0.50	<0.50	<0.50	<0.50	<0.50	<0.50	<0.50	<0.50	<0.50	
	16-Sep-03		<0.50	<0.50	<0.50	<0.50	<0.50	<0.50	<0.50	<0.50	<0.50	<0.50	<0.50	<0.50	<0.50	<0.50	<0.50	<0.50	<0.50	<0.50	<0.50	<0.50	
	28-Sep-04		<0.50	<0.50	<0.50	<0.50	<0.50	<0.50	<0.50	<0.50	<0.50	<0.50	<0.50	<0.50	<0.50	<0.50	<0.50	<0.50	<0.50	<0.50	<0.50	<0.50	
	17-Aug-05		<0.5	<0.5	<0.5	<0.5	<0.5	<0.5	<0.5	<0.5	<0.5	<0.5	<0.5	<0.5	<0.5	<0.5	<0.5	<0.5	<0.5	<0.5	<0.5	<0.5	
	22-Mar-06		<0.5	<0.5	<0.5	<0.5	<0.5	<0.5	<0.5	<0.5	<0.5	<0.5	<0.5	<0.5	<0.5	<0.5	<0.5	<0.5	<0.5	<0.5	<0.5	<0.5	
	21-Sep-06		<0.5	<0.5	<0.5	<0.5	<0.5	<0.5	<0.5	<0.5	<0.5	<0.5	<0.5	<0.5	<0.5	<0.5	<0.5	<0.5	<0.5	<0.5	<0.5	<0.5	
	24-Sep-07		<0.50	<0.50	<0.50	<0.50	<0.50	<0.50	<0.50	<0.50	<0.50	<0.50	<0.50	<0.50	<0.50	<0.50	<0.50	<0.50	<0.50	<0.50	<0.50	<0.50	
	16-Sep-08		<0.50	<0.50	<0.50	<0.50	<10	<0.50	<0.50	<0.50	<0.50	<0.50	<0.50	<0.50	<0.50	<0.50	<0.50	<0.50	<0.50	<0.50	<0.50	<0.50	
21-Sep-09		<1.0	<1.0	<1.0	<1.0	<5.0	<1.0	<2.0	<1.0	<2.0	<1.0	<1.0	<1.0	<1.0	<1.0	<2.0	<1.0	<1.0	<2.0	<1.0	<2.0		
dup	21-Sep-09		<1.0	<1.0	<1.0	<1.0	<5.0	<1.0	<2.0	<1.0	<2.0	<1.0	<1.0	<1.0	<1.0	<2.0	<1.0	<1.0	<2.0	<1.0	<2.0		
	14-Sep-10		<1.0	<1.0	<1.0	<1.0	<20	<1.0	<1.0	<5.0	<1.0	<1.0	<1.0	<1.0	<1.0	<1.0	<1.0	<1.0	<5.0	<5.0	<5.0		
RW-8C	13-Sep-00		<2.0	<2.0	<2.0	<2.0	<2.0	<2.0	<2.0	11.4	<2.0	<2.0	<2.0	<2.0	<2.0	<2.0	<2.0	<2.0	11.8	<2.0	<2.0	<2.0	
	22-Mar-01		<2.0	<2.0	<2.0	<2.0	<2.0	<2.0	<2.0	2.15	<2.0	<2.0	<2.0	<2.0	<2.0	<2.0	<2.0	<2.0	2.05	<2.0	<2.0	<2.0	
	06-Sep-01		<2.0	<2.0	<2.0	<2.0	<2.0	<2.0	<2.0	3.2	<2.0	<2.0	<2.0	<2.0	<2.0	<2.0	<2.0	<2.0	7.1	<2.0	<2.0	<2.0	
	04-Apr-02		<2.0	<2.0	<2.0	<2.0	<2.0	<2.0	<2.0	<2.0	<2.0	<2.0	<2.0	<2.0	<2.0	<2.0	<2.0	<2.0	2.7	<2.0	<2.0	<2.0	
	25-Sep-02		<1.0	<1.0	<1.0	<1.0	<1.0	<1.0	<1.0	<1.0	<1.0	<1.0	<1.0	<1.0	<1.0	<1.0	<1.0	<1.0	4.8	<1.0	<1.0	<1.0	
	12-Mar-03		<0.50	<0.50	<0.50	0.51	<0.50	<0.50	<0.50	0.75	<0.50	<0.50	<0.50	<0.50	<0.50	3.6	<0.50	<0.50	<0.50	0.5	<0.50	<0.50	0.54
	17-Sep-03		<2.5	<2.5	<2.5	<2.5	<2.5	<2.5	<2.5	<2.5	<2.5	<2.5	<2.5	<2.5	<2.5	<2.5	<2.5	<2.5	3.7	<2.5	<2.5	<2.5	
	17-Mar-04		<0.50	<0.50	<0.50	<0.50	<0.50	<0.50	<0.50	<0.50	<0.50	<0.50	<0.50	<0.50	<0.50	<0.50	<0.50	<0.50	<0.50	0.77	<0.50	<0.50	<0.50
	28-Sep-04		<0.50	<0.50	<0.50	0.7	<0.50	<0.50	<0.50	<0.50	<0.50	<0.50	<0.50	<0.50	<0.50	<0.50	<0.50	<0.50	<0.50	3.6	<0.50	<0.50	<0.50
	dup	28-Sep-04		<0.50	<0.50	<0.50	0.74	<0.50	<0.50	<0.50	<0.50	<0.50	<0.50	<0.50	<0.50	<0.50	<0.50	<0.50	<0.50	3.8	<0.50	<0.50	<0.50
		28-Mar-05		<12	<12	<12	<12	<12	<12	<12	<12	<12	<12	<12	<12	<12	<12	<12	<12	<12	<12	<12	<12
		19-Aug-05		<0.5	<0.5	<0.5	1.3	<0.5	<0.5	<0.5	2.9	<0.5	<0.5	<0.5	<0.5	21	<0.5	<0.5	<0.5	2.5	<0.5	<0.5	11
		24-Mar-06		<0.5	<0.5	2.8	2.9	<0.5	<10	<10	6.1	<10	<0.5	<10	<0.5	2.2	<10	<0.5	<0.5	2.5	<10	<10	5.3
		22-Sep-06		<0.5	<0.5	<0.5	<0.5	<0.5	<0.5	<0.5	<0.5	<0.5	<0.5	<0.5	<0.5	<0.5	<0.5	<0.5	<0.5	3.5	<0.5	<0.5	0.76
		14-Mar-07		<5.0	<5.0	<5.0	<5.0	<5.0	<5.0	<5.0	<5.0	<5.0	<5.0	<5.0	<5.0	<5.0	<5.0	<5.0	<5.0	<5.0	<5.0	<5.0	<5.0
		14-Mar-07		<5.0	<5.0	<5.0	<5.0	<5.0	<5.0	<5.0	<5.0	<5.0	<5.0	<5.0	<5.0	<5.0	<5.0	<5.0	<5.0	<5.0	<5.0	<5.0	<5.0
		24-Sep-07		<0.50	<0.50	1.5	<0.50	<0.50	<0.50	<0.50	2.4	<0.50	<0.50	<0.50	<0.50	2.2	<0.50	<0.50	<0.50	<0.50	<0.50	<0.50	0.5
	18-Mar-08		<0.50	<0.50	1.5	1.9	<10	<0.50	11	1.5	<0.50	<0.50	<0.50	<0.50	1.5	<0.50	<0.50	<0.50	0.69	<0.50	<0.50	0.78	
	16-Sep-08		<0.50	<0.50	1.3	1.7	<10	<0.50	<0.50	0.56	<0.50	<0.50	<0.50	<0.50	0.37 J	<0.50	<0.50	<0.50	1.8	<0.50	<0.50	<0.50	
dup	16-Sep-08		<0.50	<0.50	1.4	1.7	<10	<0.50	<0.50	0.57	<0.50	<0.50	<0.50	<0.50	0.38 J	<0.50	<0.50	<0.50	1.7	<0.50	<0.50	<0.50	
	17-Mar-09		<0.50	<0.50	1.4	1.6	<10	<0.50	<0.50	0.60	<0.50	<0.50	<0.50	<0.50	0.480 J	<0.50	<0.50	<0.50	0.70	<0.50	<0.50	<0.50	
	22-Sep-09		<1.0	<1.0	1.1	1.3	<20	<1.0	<1.0	0.32 J	<5.0	<1.0	<1.0	<1.0 /UJ	<1.0	<1.0	<1.0	<1.0	1.4	<5.0 /UJ	<5.0	<5.0	
	23-Mar-10		<1.0	<1.0	1.4	1.4	<20	<1.0	<1.0	0.40 J	<5.0	<1.0	<1.0	<1.0	<1.0	<1.0	<1.0	<1.0	0.99 J	<5.0	<5.0	<5.0	
	14-Sep-10		<1.0	<1.0	0.77 J	0.93 J	<20	<1.0	<1.0	<1.0	<5.0	<1.0	<1.0	<1.0	<1.0	<1.0	<1.0	<1.0	1.2	<5.0	<5.0	<5.0	

US EPA ARCHIVE DOCUMENT

Appendix C
Groundwater and Surface Water Analytical Results
Former Romic Environmental Technologies Corporation
East Palo Alto, California
Groundwater Monitoring Report

Sampling Location	Date Sample Collected	Cas Number	trans 1,3-Dichloro propene (µg/L)	1,1-Dichloro propene (µg/L)	1,3-Dichloro benzene (µg/L)	1,4-Dichloro benzene (µg/L)	4-Methyl-2 pentanone µg/L	Dibromo chloro methane (µg/L)	Dichloro difluoro methane (µg/L)	Ethyl benzene (µg/L)	Hexachloro butadiene (µg/L)	Isopropyl benzene (µg/L)	Styrene (µg/L)	PCE (µg/L)	Toluene (µg/L)	Trichloro fluoro methane (µg/L)	4-Isopropyl toluene µg/L	1,1,1-TCA (µg/L)	1,1,2-TCA (µg/L)	TCE (µg/L)	1,2,3-Trichloro propane (µg/L)	1,2,3-Trichloro benzene (µg/L)	
			10061-02-6	563-58-6	541-73-1	106-46-7	108-10-1	75-71-8	75-71-8	100-41-4	87-68-3	98-82-8	100-42-5	127-18-4	108-88-3	75-69-4	99-87-6	71-55-6	79-00-5	79-01-6	96-18-4	87-61-6	
RW-10C dup	17-Dec-03		<5.0	<5.0	<5.0	<5.0	<5.0	<5.0	<5.0	<5.0	<5.0	<5.0	<5.0	12	<5.0	<5.0	<5.0	190	4,100	<5.0	<5.0	<5.0	
	17-Mar-04		<100	<100	<100	<100	<100	<100	<100	<100	<100	<100	<100	<100	<100	<100	<100	540	5,300	<100	<100	<100	
	24-Jun-04		<250	<250	<250	<250	<250	<250	<250	<250	<250	<250	<250	<250	<250	<250	<250	350	10,000	<250	<250	<250	
	30-Sep-04		<250	<250	<250	<250	<250	<250	<250	<250	<250	<250	<250	<250	<250	<250	<250	290	6,900	<250	<250	<250	
	20-Dec-04		<500	<500	<500	<500	<500	<500	<500	<500	<500	<500	<500	<500	<500	<500	<500	<500	<500	9,400	<500	<500	
	08-Jun-05		<500	<500	<500	<500	<500	<500	<500	<500	<500	<500	<500	<500	<500	<500	<500	<500	<500	1,900	<500	<500	
	19-Aug-05		<50	<50	<50	<50	<50	<50	<50	<50	<50	<50	<50	<50	<50	59	<50	<50	<50	51	<50	<50	
	02-Dec-05		<20	<20	<20	<20	<20	<20	<20	<20	<20	<20	<20	<20	<20	28	<20	<20	<20	210	<20	<20	
	02-Dec-05		<31	<31	<31	<31	<31	<31	<31	<31	<31	<31	<31	<31	<31	<31	<31	<31	<31	210	<31	<31	
	27-Mar-06		<25	<25	<25	<25	<25	<25	<25	<25	<25	<25	<25	<25	33	220	<25	<25	120	1,100	<25	<25	
	15-Jun-06		<0.50	<0.50	<0.50	<0.50	110	<0.50	<0.50	20	<0.50	<0.50	<0.50	6.3	210	<0.50	2.2	<0.50	5.7	<0.50	<0.50	5.6	
	21-Sep-06		<2.5	<2.5	<2.5	<2.5	<2.5	<2.5	<2.5	7.2	<2.5	<2.5	<2.5	5.4	84	<2.5	<2.5	5.8	330	<2.5	<2.5	<2.5	
	05-Dec-06		<2.5	<2.5	<2.5	<2.5	<2.5	<2.5	<2.5	5.6	<2.5	<2.5	<2.5	3.6	55	<2.5	<2.5	4.3	270	<2.5	<2.5	<2.5	
	13-Mar-07		<5.0	<5.0	<5.0	<5.0	<5.0	<5.0	<5.0	<5.0	<5.0	<5.0	<5.0	<5.0	38	<5.0	<5.0	<5.0	43	<5.0	<5.0	<5.0	
	20-Jun-07		<5.0	<5.0	<5.0	<5.0	<5.0	<5.0	<5.0	<5.0	<5.0	<5.0	<5.0	<5.0	39	<5.0	<5.0	<5.0	6.1	<5.0	<5.0	<5.0	
	26-Sep-07		<5.0	<5.0	<5.0	<5.0	<5.0	<5.0	<5.0	<5.0	<5.0	<5.0	<5.0	<5.0	25	<5.0	<5.0	<5.0	9.4	<5.0	<5.0	<5.0	
	12-Dec-07		<2.5	<2.5	<2.5	<2.5	<2.5	<2.5	<2.5	2.7	<2.5	<2.5	<2.5	<2.5	27	<2.5	<2.5	<2.5	<2.5	<2.5	<2.5	<2.5	
	20-Mar-08		<2.5 J	<2.5 J	<2.5 J	<2.5 J	<50 J	<2.5 J	<2.5 J	<2.5 J	<2.5 J	<2.5 J	<2.5 J	<2.5 J	<2.5 J	19 J	<2.5 J	<2.5 J	<2.5 J	<2.5 J	<2.5 J	<2.5 J	<2.5 J
	24-Jun-08		<0.50	<0.50	<0.50	<0.50	<10	<0.50	<0.50	1.7	<0.50	<0.50	<0.50	<0.50	20	<0.50	<0.50	<0.50	<0.50	<0.50	<0.50	<0.50	<0.50
	17-Sep-08		<10	<10	<10	<10	<200	<10	<10	<10	<10	<10	<10	<10	20	<10	<10	<10	<10	<10	<10	<10	<10
16-Dec-08		<5.0	<5.0	<5.0	<5.0	<100	<5.0	<5.0	<5.0	<5.0	<5.0	<5.0	<5.0	6.6	13	<5.0	<5.0	<5.0	<5.0	<5.0	<5.0	<5.0	
17-Mar-09		<10	<10	<10	<10	<200	<10	<10	<10	<10	<10	<10	<10	11	<10	<10	<10	<10	<10	<10	<10	<10	
23-Jun-09		<5.0	<5.0	<5.0	<5.0	<100	<5.0	<5.0	<5.0	<5.0	<5.0	<5.0	<5.0	9.4	<5.0	<5.0	<5.0	<5.0	<5.0	<5.0	<5.0	<5.0	
23-Sep-09		<1.0	<1.0	<1.0	<1.0	<20	<1.0	<1.0	1.4	<5.0	<1.0	<1.0	<1.0	6.7	<1.0	<1.0	<1.0	<1.0	<1.0	<5.0	<5.0	<5.0	
23-Mar-10		<1.0	<1.0	<1.0	<1.0	<20	<1.0	<1.0	1.4	<5.0	<1.0	<1.0	<1.0	7.2	<1.0	<1.0	<1.0	<1.0	<1.0	<5.0	<5.0	<5.0	
22-Jun-10		<1.0	<1.0	<1.0	<1.0	<20	<1.0	<1.0	1.2	<5.0	<1.0	<1.0	<1.0	5.6	<1.0	<1.0	<1.0	<1.0	<1.0	<5.0	<5.0	<5.0	
14-Sep-10		<1.0	<1.0	<1.0	<1.0	<20	<1.0	<1.0	1.1	<5.0	<1.0	<1.0	<1.0	5.2	<1.0	<1.0	<1.0	<1.0	1.1	<5.0	<5.0	<5.0	
15-Dec-10		<1.0	<1.0	<1.0	<1.0	<20	<1.0	<1.0	0.83 J	<5.0	<1.0	<1.0	<1.0	5.2	<1.0	<1.0	<1.0	<1.0	1.4	<5.0	<5.0	<5.0	

US EPA ARCHIVE DOCUMENT

Appendix C
Groundwater and Surface Water Analytical Results
Former Romic Environmental Technologies Corporation
East Palo Alto, California
Groundwater Monitoring Report

Sampling Location	Date Sample Collected	Cas Number	trans 1,3-Dichloro propene (µg/L)	1,1-Dichloro propene (µg/L)	1,3-Dichloro benzene (µg/L)	1,4-Dichloro benzene (µg/L)	4-Methyl-2 pentanone µg/L	Dibromo chloro methane (µg/L)	Dichloro difluoro methane (µg/L)	Ethyl benzene (µg/L)	Hexachloro butadiene (µg/L)	Isopropyl benzene (µg/L)	Styrene (µg/L)	PCE (µg/L)	Toluene (µg/L)	Trichloro fluoro methane (µg/L)	4-Isopropyl toluene µg/L	1,1,1-TCA (µg/L)	1,1,2-TCA (µg/L)	TCE (µg/L)	1,2,3-Trichloro propane (µg/L)	1,2,3-Trichloro benzene (µg/L)	
			10061-02-6	563-58-6	541-73-1	106-46-7	108-10-1	75-71-8	75-71-8	100-41-4	87-68-3	98-82-8	100-42-5	127-18-4	108-88-3	75-69-4	99-87-6	71-55-6	79-00-5	79-01-6	96-18-4	87-61-6	
RW-11C	13-Sep-00		<2.0	<2.0	<2.0	<2.0	<2.0	<2.0	<2.0	<2.0	<2.0	<2.0	<2.0	<2.0	<2.0	<2.0	<2.0	<2.0	5.37	<2.0	<2.0	<2.0	
	20-Mar-01		<2.0	<2.0	<2.0	<2.0	<2.0	<2.0	<2.0	<2.0	<2.0	<2.0	<2.0	<2.0	<2.0	<2.0	<2.0	<2.0	<2.0	<2.0	<2.0	<2.0	
	06-Sep-01		<2.0	<2.0	<2.0	<2.0	<2.0	<2.0	<2.0	<2.0	<2.0	<2.0	<2.0	<2.0	<2.0	<2.0	<2.0	<2.0	<2.0	<2.0	<2.0	<2.0	
	03-Apr-02		<2.0	<2.0	<2.0	<2.0	<2.0	<2.0	<2.0	<2.0	<2.0	<2.0	<2.0	<2.0	<2.0	<2.0	<2.0	<2.0	<2.0	<2.0	<2.0	<2.0	
	25-Sep-02		<0.50	<0.50	<0.50	<0.50	<0.50	<0.50	<0.50	<0.50	<0.50	<0.50	<0.50	<0.50	<0.50	<0.50	<0.50	<0.50	<0.50	<0.50	<0.50	<0.50	
	11-Mar-03		<0.50	<0.50	<0.50	<0.50	<0.50	<0.50	<0.50	<0.50	<0.50	<0.50	<0.50	<0.50	<0.50	<0.50	<0.50	<0.50	<0.50	0.73	<0.50	<0.50	<0.50
	dup 11-Mar-03		<0.50	<0.50	<0.50	<0.50	<0.50	<0.50	<0.50	<0.50	<0.50	<0.50	<0.50	<0.50	<0.50	<0.50	<0.50	<0.50	<0.50	0.73	<0.50	<0.50	<0.50
	16-Sep-03		<0.50	<0.50	<0.50	<0.50	<0.50	<0.50	<0.50	<0.50	<0.50	<0.50	<0.50	<0.50	<0.50	<0.50	<0.50	<0.50	<0.50	1.2	<0.50	<0.50	<0.50
	17-Mar-04		<0.50	<0.50	<0.50	<0.50	<0.50	<0.50	<0.50	<0.50	<0.50	<0.50	<0.50	<0.50	<0.50	<0.50	<0.50	<0.50	<0.50	<0.50	<0.50	<0.50	<0.50
	28-Sep-04		<0.50	<0.50	<0.50	<0.50	<0.50	<0.50	<0.50	<0.50	<0.50	<0.50	<0.50	<0.50	<0.50	<0.50	<0.50	<0.50	<0.50	<0.50	<0.50	<0.50	<0.50
	29-Mar-05		<0.50	<0.50	<0.50	<0.50	<0.50	<0.50	<0.50	<0.50	<0.50	<0.50	<0.50	<0.50	<0.50	<0.50	<0.50	<0.50	<0.50	<0.50	<0.50	<0.50	<0.50
	18-Aug-05		<0.5	<0.5	<0.5	<0.5	<0.5	<0.5	<0.5	<0.5	<0.5	<0.5	<0.5	<0.5	<0.5	<0.5	<0.5	<0.5	<0.5	0.7	<0.5	<0.5	<0.5
	23-Mar-06		<0.5	<0.5	<0.5	<0.5	<0.5	<0.5	<0.5	<0.5	<0.5	<0.5	<0.5	<0.5	<0.5	0.6	<0.5	<0.5	<0.5	0.6	<0.5	<0.5	<0.5
	23-Sep-06		<0.5	<0.5	<0.5	<0.5	<0.5	<0.5	<0.5	<0.5	<0.5	<0.5	<0.5	<0.5	<0.5	<0.5	<0.5	<0.5	<0.5	0.74	<0.5	<0.5	<0.5
	15-Mar-07		<0.5	<0.5	<0.5	<0.5	<0.5	<0.5	<0.5	<0.5	<0.5	<0.5	<0.5	<0.5	<0.5	<0.5	<0.5	<0.5	<0.5	0.71	<0.5	<0.5	<0.5
	25-Sep-07		<0.50	<0.50	<0.50	<0.50	<0.50	<0.50	<0.50	<0.50	<0.50	<0.50	<0.50	<0.50	<0.50	<0.50	<0.50	<0.50	<0.50	3.4	<0.50	<0.50	<0.50
	18-Mar-08		<0.50	<0.50	<0.50	<0.50	<10	<0.50	<0.50	<0.50	<0.50	<0.50	<0.50	<0.50	<0.50	<0.50	<0.50	<0.50	<0.50	0.87	<0.50	<0.50	<0.50
	16-Sep-08		<0.50	<0.50	<0.50	<0.50	<10	<0.50	<0.50	<0.50	<0.50	<0.50	<0.50	<0.50	<0.50	<0.50	<0.50	<0.50	<0.50	2.2	<0.50	<0.50	<0.50
	dup 17-Mar-09		<0.50	<0.50	<0.50	<0.50	<10	<0.50	<0.50	<0.50	<0.50	<0.50	<0.50	<0.50	<0.50	<0.50	<0.50	<0.50	<0.50	2.2	<0.50	<0.50	<0.50
	dup 17-Mar-09		<0.50	<0.50	<0.50	<0.50	<10	<0.50	<0.50	<0.50	<0.50	<0.50	<0.50	<0.50	<0.50	<0.50	<0.50	<0.50	<0.50	1.8	<0.50	<0.50	<0.50
22-Sep-09		<1.0	<1.0	<1.0	<1.0	<20	<1.0	<1.0	<1.0	<1.0	<5.0	<1.0	<1.0	<1.0	<1.0	<1.0	<1.0	<1.0	0.81 J	<5.0	<5.0	<5.0	
22-Mar-10		<1.0	<1.0	<1.0	<1.0	<20	<1.0	<1.0	<1.0	<1.0	<5.0	<1.0	<1.0	<1.0	<1.0	<1.0	<1.0	<1.0	1.2	<5.0	<5.0	<5.0	
14-Sep-10		<1.0	<1.0	<1.0	<1.0	<20	<1.0	<1.0	<1.0	<1.0	<5.0	<1.0	<1.0	<1.0	<1.0	<1.0	<1.0	<1.0	2.4	<5.0	<5.0	<5.0	
RW-16C	14-Sep-00		<2.0	<2.0	<2.0	<2.0	<2.0	<2.0	<2.0	<2.0	<2.0	<2.0	<2.0	<2.0	<2.0	<2.0	<2.0	<2.0	<2.0	<2.0	<2.0	<2.0	
	20-Mar-01		<2.0	<2.0	<2.0	<2.0	<2.0	<2.0	<2.0	<2.0	<2.0	<2.0	<2.0	<2.0	<2.0	<2.0	<2.0	<2.0	<2.0	<2.0	<2.0	<2.0	
	05-Sep-01		<2.0	<2.0	<2.0	<2.0	<2.0	<2.0	<2.0	<2.0	<2.0	<2.0	<2.0	<2.0	<2.0	<2.0	<2.0	<2.0	<2.0	<2.0	<2.0	<2.0	
	04-Apr-02		<2.0	<2.0	<2.0	<2.0	<2.0	<2.0	<2.0	<2.0	<2.0	<2.0	<2.0	<2.0	<2.0	<2.0	<2.0	<2.0	<2.0	<2.0	<2.0	<2.0	
	25-Sep-02		<0.50	<0.50	<0.50	<0.50	<0.50	<0.50	<0.50	<0.50	<0.50	<0.50	<0.50	<0.50	<0.50	<0.50	<0.50	<0.50	<0.50	<0.50	<0.50	<0.50	
	11-Mar-03		<0.50	<0.50	<0.50	<0.50	<0.50	<0.50	<0.50	<0.50	<0.50	<0.50	<0.50	<0.50	<0.50	<0.50	<0.50	<0.50	<0.50	<0.50	<0.50	<0.50	
	16-Sep-03		<0.50	<0.50	<0.50	<0.50	<0.50	<0.50	<0.50	<0.50	<0.50	<0.50	<0.50	<0.50	<0.50	<0.50	<0.50	<0.50	<0.50	<0.50	<0.50	<0.50	
	18-Mar-04		<0.50	<0.50	<0.50	<0.50	<0.50	<0.50	<0.50	<0.50	<0.50	<0.50	<0.50	<0.50	<0.50	<0.50	<0.50	<0.50	<0.50	0.9	<0.50	<0.50	<0.50
	30-Sep-04		<0.50	<0.50	<0.50	<0.50	<0.50	<0.50	<0.50	<0.50	<0.50	<0.50	<0.50	<0.50	<0.50	<0.50	<0.50	<0.50	<0.50	1	<0.50	<0.50	<0.50
	29-Mar-05		<0.50	<0.50	<0.50	<0.50	<0.50	<0.50	<0.50	<0.50	<0.50	<0.50	<0.50	<0.50	<0.50	<0.50	<0.50	<0.50	<0.50	1	<0.50	<0.50	<0.50
	17-Aug-05		<0.5	<0.5	<0.5	<0.5	<0.5	<0.5	<0.5	<0.5	<0.5	<0.5	<0.5	<0.5	<0.5	<0.5	<0.5	<0.5	<0.5	<0.5	<0.5	<0.5	<0.5
	22-Mar-06		<0.5	<0.5	<0.5	<0.5	<0.5	<0.5	<0.5	<0.5	<0.5	<0.5	<0.5	<0.5	<0.5	<0.5	<0.5	<0.5	<0.5	1.3	<0.5	<0.5	<0.5
	22-Sep-06		<0.5	<0.5	<0.5	<0.5	<0.5	<0.5	<0.5	<0.5	<0.5	<0.5	<0.5	<0.5	<0.5	<0.5	<0.5	<0.5	<0.5	1.2	<0.5	<0.5	<0.5
	15-Mar-07		<0.5	<0.5	<0.5	<0.5	<0.5	<0.5	<0.5	<0.5	<0.5	<0.5	<0.5	<0.5	<0.5	<0.5	<0.5	<0.5	<0.5	<0.5	<0.5	<0.5	<0.5
	24-Sep-07		<0.50	<0.50	<0.50	<0.50	<0.50	<0.50	<0.50	<0.50	<0.50	<0.50	<0.50	<0.50	<0.50	<0.50	<0.50	<0.50	<0.50	<0.50	<0.50	<0.50	<0.50
	17-Mar-08		<0.50	<0.50	<0.50	<0.50	<0.50	<0.50	<0.50	<0.50	<0.50	<0.50	<0.50	<0.50	<0.50	<0.50	<0.50	<0.50	<0.50	<0.50	<0.50	<0.50	<0.50
	15-Sep-08		<0.50	<0.50	<0.50	<0.50	<10	<0.50	<0.50	<0.50	<0.50	<0.50	<0.50	<0.50	<0.50	<0.50	<0.50	<0.50	<0.50	<0.50	<0.50	<0.50	<0.50
	16-Mar-09		<0.50	<0.50	<0.50	<0.50	<10	<0.50	<0.50	<0.50	<0.50	<0.50	<0.50	<0.50	<0.50	<0.50	<0.50	<0.50	<0.50	<0.50	<0.50	<0.50	<0.50
	21-Sep-09		<1.0	<1.0	<1.0	<1.0	<5.0	<1.0	<1.0	<2.0	<1.0	<2.0	<1.0	<1.0	<1.0	<1.0	<2.0	<1.0	<1.0	<1.0	<2.0	<1.0	<2.0
	22-Mar-10		<1.0	<1.0	<1.0	<1.0	<20	<1.0	<1.0	<1.0	<1.0	<5.0	<1.0	<1.0	<1.0	<1.0	<1.0	<1.0	<1.0	<1.0	<5.0	<5.0	<5.0
13-Sep-10		<1.0	<1.0	<1.0	<1.0	<20	<1.0	<1.0	<1.0	<1.0	<5.0	<1.0	<1.0	<1.0	<1.0	<1.0	<1.0	<1.0	<1.0	<5.0	<5.0	<5.0	

US EPA ARCHIVE DOCUMENT

Appendix C
Groundwater and Surface Water Analytical Results
Former Romic Environmental Technologies Corporation
East Palo Alto, California
Groundwater Monitoring Report

Sampling Location	Date Sample Collected	Cas Number	trans 1,3-Dichloro propene (µg/L)	1,1-Dichloro propene (µg/L)	1,3-Dichloro benzene (µg/L)	1,4-Dichloro benzene (µg/L)	4-Methyl-2 pentanone µg/L	Dibromo chloro methane (µg/L)	Dichloro difluoro methane (µg/L)	Ethyl benzene (µg/L)	Hexachloro butadiene (µg/L)	Isopropyl benzene (µg/L)	Styrene (µg/L)	PCE (µg/L)	Toluene (µg/L)	Trichloro fluoro methane (µg/L)	4-Isopropyl toluene µg/L	1,1,1-TCA (µg/L)	1,1,2-TCA (µg/L)	TCE (µg/L)	1,2,3-Trichloro propane (µg/L)	1,2,3-Trichloro benzene (µg/L)
			10061-02-6	563-58-6	541-73-1	106-46-7	108-10-1	75-71-8	75-71-8	100-41-4	87-68-3	98-82-8	100-42-5	127-18-4	108-88-3	75-69-4	99-87-6	71-55-6	79-00-5	79-01-6	96-18-4	87-61-6
RW-17C	30-Mar-05		<5,000	<5,000	<5,000	<5,000	<5,000	<5,000	<5,000	<5,000	<5,000	<5,000	<5,000	<5,000	<5,000	<5,000	<5,000	15,000	250,000	<5,000	<5,000	<5,000
	08-Jun-05		<500	<500	<500	<500	<500	<500	<500	<500	<500	<500	<500	<500	<500	<500	<500	4,800	7,000	<500	<500	<500
dup	08-Jun-05		<500	<500	<500	<500	<500	<500	<500	<500	<500	<500	<500	<500	<500	<500	<500	4,900	9,100	<500	<500	<500
	28-Jul-05		<130	<130	<130	<130	<130	<130	<130	<130	<130	<130	<130	<130	<130	<130	<130	2,000	1,400	<130	<130	<130
	19-Aug-05		<200	<200	<200	<200	<200	<200	<200	<200	<200	<200	<200	<200	<200	<200	<200	3,800	880	<200	<200	<200
dup	19-Aug-05		<130	<130	<130	<130	<130	<130	<130	<130	<130	<130	<130	<130	<130	<130	<130	4,100	1,000	<130	<130	<130
	02-Dec-05		<200	<200	<200	<200	<200	<200	<200	<200	<200	<200	<200	<200	<200	<200	<200	<200	310	<200	<200	<200
dup	27-Mar-06		<0.5	<0.5	<0.5	<0.5	<0.5	<0.5	<0.5	1.3	<0.5	<0.5	<0.5	<0.5	<0.5	<0.5	<0.5	1.2	4.5	<0.5	<0.5	1.3
	27-Mar-06		<0.5	<0.5	<0.5	<0.5	<0.5	<0.5	<0.5	1.3	<0.5	<0.5	<0.5	<0.5	<0.5	<0.5	<0.5	1.3	4.6	<0.5	<0.5	1.3
	15-Jun-06		<0.5	<0.5	<0.5	<0.5	<0.5	<0.5	<0.5	2.3	<0.5	<0.5	<0.5	<0.5	0.72	<0.5	11	1.2	7.8	<0.5	<0.5	2.1
	21-Sep-06		<5.0	<5.0	<5.0	<5.0	<5.0	<5.0	<5.0	<5.0	<5.0	<5.0	<5.0	<5.0	<5.0	<5.0	<5.0	<5.0	33	<5.0	<5.0	<5.0
	05-Dec-06		<5.0	<5.0	<5.0	<5.0	<5.0	<5.0	<5.0	<5.0	<5.0	<5.0	<5.0	<5.0	<5.0	<5.0	<5.0	<5.0	<5.0	<5.0	<5.0	<5.0
	13-Mar-07		<5.0	<5.0	<5.0	<5.0	<5.0	<5.0	<5.0	<5.0	<5.0	<5.0	<5.0	<5.0	<5.0	<5.0	<5.0	<5.0	<5.0	<5.0	<5.0	<5.0
	19-Jun-07		<2.5	<2.5	<2.5	<2.5	190	<2.5	<2.5	2.4	<2.5	<2.5	<2.5	<2.5	<2.5	<2.5	<2.5	<2.5	<2.5	<2.5	<2.5	<2.5
	26-Sep-07		<2.5	<2.5	<2.5	<2.5	<2.5	<2.5	<2.5	4	<2.5	<2.5	<2.5	<2.5	<2.5	<2.5	<2.5	5	21	<2.5	<2.5	2.8
dup	26-Sep-07		<5.0	<5.0	<5.0	<5.0	<5.0	<5.0	<5.0	<5.0	<5.0	<5.0	<5.0	<5.0	<5.0	<5.0	<5.0	<5.0	21	<5.0	<5.0	<5.0
	11-Dec-07		<2.5	<2.5	<2.5	<2.5	<2.5	<2.5	<2.5	<2.5	<2.5	<2.5	<2.5	<2.5	<2.5	<2.5	<2.5	<2.5	5.1	<2.5	<2.5	2.7
	18-Mar-08		<5.0	<5.0	<5.0	<5.0	96 J	<5.0	<5.0	5.1	<5.0	<5.0	<5.0	<5.0	<5.0	<5.0	<5.0	<5.0	<5.0	<5.0	<5.0	<5.0
dup	24-Jun-08		<0.50	<0.50	<0.50	<0.50	95	<0.50	<0.50	2.5 J	<0.50	<0.50	<0.50	<0.50	1.2	<0.50	<0.50	<0.50	<0.50	<0.50	<0.50	0.81
	24-Jun-08		<0.50	<0.50	<0.50	<0.50	110	<0.50	<0.50	5.3 J	<0.50	<0.50	<0.50	<0.50	1.8	<0.50	<0.50	<0.50	<0.50	<0.50	<0.50	2.1
	17-Sep-08		<10	<10	<10	<10	88	<10	<10	<10	<10	<10	<10	<10	<10	<10	<10	<10	9.2	<10	<10	<10
	16-Dec-08		<25	<25	<25	<25	<500	<25	<25	11 J	<25	<25	<25	14 J	<25	<25	<25	<25	<25	<25	<25	<25
	17-Mar-09		<10	<10	<10	<10	<200	<10	<10	4.60 J	<10	<10	<10	<10	<10	<10	<10	<10	<10	<10	<10	<10
dup	23-Jun-09		<5.0	<5.0	<5.0	<5.0	<100	<5.0	<5.0	5.6	<5.0	<5.0	<5.0	<5.0	<5.0	<5.0	<5.0	<5.0	<5.0	<5.0	<5.0	<5.0
	23-Jun-09		<5.0	<5.0	<5.0	<5.0	<100	<5.0	<5.0	5.7	<5.0	<5.0	<5.0	<5.0	<5.0	<5.0	<5.0	<5.0	<5.0	<5.0	<5.0	<5.0
dup	24-Sep-09		<1.0 /UJ	<1.0 /UJ	<1.0 /UJ	<1.0 /UJ	<20 /UJ	<1.0 /UJ	<1.0 /UJ	4.3 /J	<5.0 /UJ	<1.0 /UJ	<1.0 /UJ	<1.0 /UJ	1.0 /J	<1.0 /UJ	<1.0 /UJ	<1.0 /UJ	<5.0 /UJ	<5.0 /UJ	<5.0 /UJ	2.1 J
	24-Sep-09		<1.0 /UJ	<1.0 /UJ	<1.0 /UJ	<1.0 /UJ	<20 /UJ	<1.0 /UJ	<1.0 /UJ	3.9 /J	<5.0 /UJ	<1.0 /UJ	<1.0 /UJ	<1.0 /UJ	0.87 J	<1.0 /UJ	<1.0 /UJ	<1.0 /UJ	<5.0 /UJ	<5.0 /UJ	<5.0 /UJ	1.9 J
	15-Dec-09		<1.0 /UJ	<1.0 /UJ	<1.0 /UJ	<1.0 /UJ	<20 /UJ	<1.0 /UJ	<1.0 /UJ	3.2 /J	<5.0 /UJ	<1.0 /UJ	<1.0 /UJ	<1.0 /UJ	1.8 /J	<1.0 /UJ	<1.0 /UJ	<1.0 /UJ	<5.0 /UJ	<5.0 /UJ	<5.0 /UJ	2.6 J
	23-Mar-10		<10	<10	<10	<10	<200	<10	<10	6.7 J	<50	<10	<10	<10	<10	<10	<10	<10	<10	<50	<50	5.4 J
	22-Jun-10		<4.0	<4.0	<4.0	<4.0	<80	<4.0	<4.0	2.6 J	<20	<4.0	<4.0	<4.0	<4.0	<4.0	<4.0	<4.0	<4.0	<20	<20	2.1 J
	14-Sep-10		<2.0	<2.0	<2.0	<2.0	<40	<2.0	<2.0	2.9	<10	<2.0	<2.0	<2.0	<2.0	<2.0	<2.0	<2.0	4.1	<10	<10	1.9 J
	15-Dec-10		<2.0	<2.0	<2.0	<2.0	51.7	<2.0	<2.0	2.4	<10	<2.0	<2.0	<2.0	<2.0	<2.0	<2.0	<2.0	4.7	<10	<10	1.5 J

US EPA ARCHIVE DOCUMENT

Appendix C
Groundwater and Surface Water Analytical Results
Former Romic Environmental Technologies Corporation
East Palo Alto, California
Groundwater Monitoring Report

Sampling Location	Date Sample Collected	Cas Number	trans 1,3-Dichloro propene (µg/L)	1,1-Dichloro propene (µg/L)	1,3-Dichloro benzene (µg/L)	1,4-Dichloro benzene (µg/L)	4-Methyl-2 pentanone µg/L	Dibromo chloro methane (µg/L)	Dichloro difluoro methane (µg/L)	Ethyl benzene (µg/L)	Hexachloro butadiene (µg/L)	Isopropyl benzene (µg/L)	Styrene (µg/L)	PCE (µg/L)	Toluene (µg/L)	Trichloro fluoro methane (µg/L)	4-Isopropyl toluene µg/L	1,1,1-TCA (µg/L)	1,1,2-TCA (µg/L)	TCE (µg/L)	1,2,3-Trichloro propane (µg/L)	1,2,3-Trichloro benzene (µg/L)
			10061-02-6	563-58-6	541-73-1	106-46-7	108-10-1	75-71-8	75-71-8	100-41-4	87-68-3	98-82-8	100-42-5	127-18-4	108-88-3	75-69-4	99-87-6	71-55-6	79-00-5	79-01-6	96-18-4	87-61-6
RW-18C	05-Dec-06		<25	<25	<25	25	<25	<25	<25	1,400	<25	34	<25	2,000	4,700	<25	<25	2,800	36,000	<25	<25	440
	15-Mar-07		<5.0	<5.0	<5.0	10	670	<5.0	36	470	670	8.7	9.2	160	2,400	670	180	380	730	<5.0	<5.0	140
	19-Jun-07		<100	<100	<100	<100	<100	<100	<100	310	<100	<100	<100	590	860	<100	<100	<100	12,000	<100	<100	100
	27-Sep-07		<10	<10	<10	<10	<10	<10	<10	62	<10	<10	<10	<10	200	<10	<10	<10	2,300	<10	<10	14
	12-Dec-07		<5.0	<5.0	<5.0	<5.0	<5.0	<5.0	<5.0	<5.0	<5.0	<5.0	<5.0	390	<5.0	<5.0	<5.0	<5.0	6,500	<5.0	<5.0	<5.0
	19-Mar-08		<0.50	<0.50	<0.50	<0.50	<10	<0.50	39	67	<0.50	<0.50	<0.50	80	96	<0.50	<0.50	<0.50	3,800	<0.50	<0.50	12
	25-Jun-08		<5.0	<5.0	<5.0	<5.0	<100	<5.0	<5.0	88	<5.0	<5.0	<5.0	96	130	<5.0	<5.0	<5.0	5,700	<5.0	<5.0	8.7
	18-Sep-08		<5.0	<5.0	<5.0	2.6 J	<100	<5.0	<5.0	200	<5.0	3.9 J	<5.0	300	140	<5.0	<5.0	<5.0	9,100	<5.0	<5.0	50
	17-Dec-08		<2.5	<2.5	<2.5	<2.5	<50	<2.5	<2.5	<2.5	<2.5	<2.5	<2.5	12	<2.5	<2.5	<2.5	2.0 J	930	<2.5	<2.5	<2.5
	19-Mar-09		<2.5	<2.5	<2.5	<2.5	<50	<2.5	<2.5	<2.5	<2.5	<2.5	<2.5	17	<2.5	<2.5	<2.5	<2.5	930	<2.5	<2.5	<2.5
	24-Jun-09		<2.5	<2.5	<2.5	<2.5	<50	<2.5	<2.5	<2.5	<2.5	<2.5	<2.5	13	1.8 J	<2.5	<2.5	<2.5	400	<2.5	<2.5	<2.5
	25-Sep-09		<5.0	<5.0	<5.0	<5.0	<100	<5.0	<5.0	<5.0	<25	<5.0	<5.0	9.6	<5.0	<5.0	<5.0	<5.0	362	<25	<25	<25
	16-Dec-09		<17	<17	<17	<17	<330	<17	<17	11.4 J	<83	<17	<17	21.1	10.3 J	<17	<17	<17	806	<83	<83	<83
	24-Mar-10		<10	<10	<10	<10	<200	<10	<10	27.9	<50	<10	<10	57.3	14.0	<10	<10	<10	562	<50	<50	9.2 J
	23-Jun-10		<10	<10	<10	<10	<200	<10	<10	75.1	<50	2.1 J	<10	73.3	44.7	<10	<10	<10	776	<50	<50	14.0 J
14-Sep-10		<1.0	<1.0	<1.0	0.45 J	<20	<1.0	<1.0	15.9	<5.0	0.48 J	<1.0	13.8	9.8	<1.0	0.31 J	<1.0	61.9	<5.0	<5.0	4.3 J	
15-Dec-10		<1.0	<1.0	<1.0	0.72 J	<20	<1.0	<1.0	40.2	<5.0	0.99 J	<1.0	2.8	28.4	<1.0	<1.0	<1.0	16.9	<5.0	<5.0	1.3 J	
RW-19C	19-Oct-06		<100	<100	<100	<100	<100	<100	<100	290	<100	<100	<100	600	1,200	<100	<100	6,400	3,900	<100	<100	100
	04-Dec-06		<50	<50	<50	<50	<50	<50	<50	660	<50	<50	<50	1,100	2,800	<50	<50	6,100	7,600	<50	<50	230
	15-Mar-07		<25	<25	<25	<25	28,000	<25	200	3,400	28,000	36	30	10,000	27,000	28,000	850	2,000	26,000	57	<25	390
	20-Jun-07		<100	<100	<100	<100	<100	<100	<100	340	<100	<100	<100	94 J	2,100	<100	150	2,000	400	<100	<100	<100
	27-Sep-07		<50	<50	<50	<50	<50	<50	<50	470	<50	<50	<100	89	2,000	<50	68	2,000	420	<50	<50	160
	12-Dec-07		<10	<10	<10	<10	<10	<10	<10	370	<10	<10	<50	58	1,600	<10	32	12	220	<10	<10	120
	21-Mar-08		<10	<10	<10	<10	<200	<10	<10	230	<10	<10	<10	28	1,400	<10	<10	21	150	<10	<10	29
	25-Jun-08		<50	<50	<50	<50	<1,000	<50	<50	470	<50	<50	<50	<50	2,100	<50	<50	<50	120	<50	<50	100
	18-Sep-08		<25	<25	<25	<25	<500	<25	<25	390	<25	<25	<25	30	1,500	<25	12 J	14 J	180	<25	<25	120
	17-Dec-08		<25	<25	<25	13 J	<500	<25	<25	500	<25	<25	<25	37	1,700	<25	15 J	<25	140	<25	<25	140
	20-Mar-09		---	<5.0	<5.0	8.3	---	<5.0	<5.0	330	<5.0	6.3	4.20 J	12	960	<5.0	4.60 J	<5.0	67	<5.0	<5.0	110
	25-Jun-09		<10	<10	<10	9.8 J	<200	<10	<10	400	<10	9.4 J	<10	40	1,100	<10	7.2 J	<10	210	<10	<10	140
	25-Sep-09		<40	<40	<40	<40	<800	<40	<40	289	<200	<40	<40	<40	17.5 J	793	<40	<40	162	<200	<200	114 J
	16-Dec-09		<50	<50	<50	<50	<1,000	<50	<50	198	<250	<50	<50	15.0 J	536	<50	<50	<50	128	<250	<250	88.5 J
	24-Mar-10		<20	<20	<20	<20	<400	<20	<20	258	<100	6.7 J	<20	19.2 J	596	<20	<20	<20	156	<100	<100	118
24-Jun-10		<40	<40	<40	<40	<800	<40	<40	228	<200	<40	<40	18.2 J	676	<40	<40	<40	151	<200	<200	89.1 J	
15-Sep-10		<20	<20	<20	<20	<400	<20	<20	184	<100	4.1 J	<20	14.1 J	504	<20	<20	<20	133	<100	<100	78.3 J	
16-Dec-10		<40	<40	<40	<40	<800	<40	<40	194	<200	<40	<40	<40	551	<40	<40	<40	155	<200	<200	85.4 J	

US EPA ARCHIVE DOCUMENT

Appendix C
Groundwater and Surface Water Analytical Results
Former Romic Environmental Technologies Corporation
East Palo Alto, California
Groundwater Monitoring Report

Sampling Location	Date Sample Collected	Cas Number	trans 1,3-Dichloro propene (µg/L)	1,1-Dichloro propene (µg/L)	1,3-Dichloro benzene (µg/L)	1,4-Dichloro benzene (µg/L)	4-Methyl-2 pentanone µg/L	Dibromo chloro methane (µg/L)	Dichloro difluoro methane (µg/L)	Ethyl benzene (µg/L)	Hexachloro butadiene (µg/L)	Isopropyl benzene (µg/L)	Styrene (µg/L)	PCE (µg/L)	Toluene (µg/L)	Trichloro fluoro methane (µg/L)	4-Isopropyl toluene µg/L	1,1,1-TCA (µg/L)	1,1,2-TCA (µg/L)	TCE (µg/L)	1,2,3-Trichloro propane (µg/L)	1,2,3-Trichloro benzene (µg/L)
			10061-02-6	563-58-6	541-73-1	106-46-7	108-10-1	75-71-8	75-71-8	100-41-4	87-68-3	98-82-8	100-42-5	127-18-4	108-88-3	75-69-4	99-87-6	71-55-6	79-00-5	79-01-6	96-18-4	87-61-6
RW-20C	26-Sep-07		<0.50	<0.50	<0.50	<0.50	<0.50	<0.50	<0.50	0.51	<0.50	<0.50	<0.50	1.7	2.7	<0.50	<0.50	3.9	12	<0.50	<0.50	<0.50
	10-Dec-07		<0.50	<0.50	<0.50	<0.50	<0.50	<0.50	<0.50	<0.50	<0.50	<0.50	<0.50	1.4	2.3	<0.50	<0.50	2	9.6	<0.50	<0.50	<0.50
	19-Mar-08		<0.50	<0.50	<0.50	<0.50	<10	<0.50	<0.50	<0.50	<0.50	<0.50	<0.50	0.9	1.5	<0.50	<0.50	2.4	8.8	<0.50	<0.50	<0.50
	24-Jun-08		<0.50	<0.50	<0.50	<0.50	<10	<0.50	<0.50	<0.50	<0.50	<0.50	<0.50	<0.50	1.4	<0.50	<0.50	1.7	6.8	<0.50	<0.50	<0.50
	17-Sep-08		<0.50	<0.50	<0.50	<0.50	<10	<0.50	<0.50	<0.50	<0.50	<0.50	<0.50	0.50	1.7	<0.50	<0.50	1.3	8.2	<0.50	<0.50	<0.50
	15-Dec-08		<5.0	<5.0	<5.0	<5.0	<100	<5.0	<5.0	<5.0	<5.0	<5.0	<5.0	<5.0	<5.0	<5.0	<5.0	<5.0	7.3	<5.0	<5.0	<5.0
	17-Mar-09		<0.50	<0.50	<0.50	<0.50	<10	<0.50	<0.50	0.220 J	<0.50	<0.50	<0.50	0.450 J	1.5	<0.50	<0.50	0.68	8.3	<0.50	<0.50	<0.50
	23-Jun-09		<0.50	<0.50	<0.50	<0.50	<10	<0.50	<0.50	0.36 J	<0.50	<0.50	<0.50	0.84	2.3	<0.50	<0.50	<0.50	14	<0.50	<0.50	<0.50
	23-Sep-09		<1.0	<1.0	<1.0	<1.0	<20	<1.0	<1.0	<1.0	<5.0	<1.0	<1.0	0.37 J	1.5	<1.0	<1.0	<1.0	8.7	<5.0	<5.0	<5.0
	14-Dec-09		<1.0	<1.0	<1.0	<1.0	<20	<1.0	<1.0	<1.0	<5.0	<1.0	<1.0	0.30 J	1.4	<1.0	<1.0	<1.0	9.2	<5.0	<5.0	<5.0
	23-Mar-10		<1.0	<1.0	<1.0	<1.0	<20	<1.0	<1.0	<1.0	<5.0	<1.0	<1.0	0.34 J	1.5	<1.0	<1.0	<1.0	9.6	<5.0	<5.0	<5.0
	22-Jun-10		<1.0	<1.0	<1.0	<1.0	<20	<1.0	<1.0	<1.0	<5.0	<1.0	<1.0	0.71 J	1.4	<1.0	<1.0	<1.0	10.8	<5.0	<5.0	<5.0
	22-Jun-10		<1.0	<1.0	<1.0	<1.0	<20	<1.0	<1.0	<1.0	<5.0	<1.0	<1.0	0.77 J	1.6	<1.0	<1.0	<1.0	11.3	<5.0	<5.0	<5.0
	14-Sep-10		<1.0	<1.0	<1.0	<1.0	<20	<1.0	<1.0	<1.0	<5.0	<1.0	<1.0	0.56 J	1.5	<1.0	<1.0	<1.0	10.2	<5.0	<5.0	<5.0
	15-Dec-10		<1.0	<1.0	<1.0	<1.0	<20	<1.0	<1.0	0.36 J	<5.0	<1.0	<1.0	1.1	2.0	<1.0	<1.0	<1.0	12.1	<5.0	<5.0	<5.0
dup	15-Dec-10		<1.0	<1.0	<1.0	<1.0	<20	<1.0	0.34 J	<5.0	<1.0	<1.0	1.2	1.9	<1.0	<1.0	<1.0	11.8	<5.0	<5.0	<5.0	
RW-21C	26-Sep-07		<0.50	<0.50	<0.50	<0.50	<0.50	<0.50	<0.50	<0.50	<0.50	<0.50	<0.50	<0.50	<0.50	<0.50	<0.50	<0.50	2	<0.50	<0.50	<0.50
	10-Dec-07		<0.50	<0.50	<0.50	<0.50	<0.50	<0.50	<0.50	<0.50	<0.50	<0.50	<0.50	<0.50	<0.50	<0.50	<0.50	<0.50	0.89	<0.50	<0.50	<0.50
	23-Jun-08		<0.50	<0.50	<0.50	<0.50	<10	<0.50	<0.50	<0.50	<0.50	<0.50	<0.50	<0.50	<0.50	<0.50	<0.50	<0.50	0.6	<0.50	<0.50	<0.50
	15-Sep-08		<0.50	<0.50	<0.50	<0.50	<10	<0.50	<0.50	<0.50	<0.50	<0.50	<0.50	<0.50	<0.50	<0.50	<0.50	<0.50	0.37 J	<0.50	<0.50	<0.50
	15-Dec-08		<2.5	<2.5	<2.5	<2.5	<50	<2.5	<2.5	<2.5	<2.5	<2.5	<2.5	<2.5	<2.5	<2.5	<2.5	<2.5	<2.5	<2.5	<2.5	<2.5
	16-Mar-09		<0.50	<0.50	<0.50	<0.50	<10	<0.50	<0.50	<0.50	<0.50	<0.50	<0.50	<0.50	<0.50	<0.50	<0.50	<0.50	<0.50	<0.50	<0.50	<0.50
	22-Jun-09		<0.50	<0.50	<0.50	<0.50	<10	<0.50	<0.50	<0.50	<0.50	<0.50	<0.50	<0.50	<0.50	<0.50	<0.50	<0.50	0.24 J	<0.50	<0.50	<0.50
	21-Sep-09		<1.0	<1.0	<1.0	<1.0	<5.0	<1.0	<2.0	<1.0	<2.0	<1.0	<1.0	<1.0	<1.0	<1.0	<2.0	<1.0	<1.0	<2.0	<1.0	<2.0
	14-Dec-09		<1.0	<1.0	<1.0	<1.0	<20	<1.0	<1.0	<1.0	<5.0	<1.0	<1.0	<1.0	<1.0	<1.0	<1.0	<1.0	<1.0	<5.0	<5.0	<5.0
	22-Mar-10		<1.0	<1.0	<1.0	<1.0	<20	<1.0	<1.0	<1.0	<5.0	<1.0	<1.0	<1.0	<1.0	<1.0	<1.0	<1.0	<1.0	<5.0	<5.0	<5.0
	21-Jun-10		<1.0	<1.0	<1.0	<1.0	<20	<1.0	<1.0	<1.0	<5.0	<1.0	<1.0	<1.0	<1.0	<1.0	<1.0	<1.0	<1.0	<5.0	<5.0	<5.0
	13-Sep-10		<1.0	<1.0	<1.0	<1.0	<20	<1.0	<1.0	<1.0	<5.0	<1.0	<1.0	<1.0	<1.0	<1.0	<1.0	<1.0	<1.0	<5.0	<5.0	<5.0
	14-Dec-10		<1.0	<1.0	<1.0	<1.0	<20	<1.0	<1.0	<1.0	<5.0	<1.0	<1.0	<1.0	<1.0	<1.0	<1.0	<1.0	<1.0	<5.0	<5.0	<5.0
RW-16D	14-Sep-00		<2.0	<2.0	<2.0	<2.0	<2.0	<2.0	<2.0	<2.0	<2.0	<2.0	<2.0	<2.0	<2.0	<2.0	<2.0	<2.0	<2.0	<2.0	<2.0	<2.0
	20-Mar-01		<2.0	<2.0	<2.0	<2.0	<2.0	<2.0	<2.0	<2.0	<2.0	<2.0	<2.0	<2.0	<2.0	<2.0	<2.0	<2.0	<2.0	<2.0	<2.0	<2.0
	05-Sep-01		<2.0	<2.0	<2.0	<2.0	<2.0	<2.0	<2.0	<2.0	<2.0	<2.0	<2.0	<2.0	<2.0	<2.0	<2.0	<2.0	<2.0	<2.0	<2.0	<2.0
	04-Apr-02		<2.0	<2.0	<2.0	<2.0	<2.0	<2.0	<2.0	<2.0	<2.0	<2.0	<2.0	<2.0	<2.0	<2.0	<2.0	<2.0	<2.0	<2.0	<2.0	<2.0
	25-Sep-02		<0.50	<0.50	<0.50	<0.50	<0.50	<0.50	<0.50	<0.50	<0.50	<0.50	<2.0	<0.50	<0.50	<0.50	<0.50	<0.50	<0.50	<0.50	<0.50	<0.50
	16-Sep-03		<0.50	<0.50	<0.50	<0.50	<0.50	<0.50	<0.50	<0.50	<0.50	<0.50	<0.50	<0.50	<0.50	<0.50	<0.50	<0.50	<0.50	<0.50	<0.50	<0.50
	27-Sep-04		<0.50	<0.50	<0.50	<0.50	<0.50	<0.50	<0.50	<0.50	<0.50	<0.50	<0.50	<0.50	<0.50	<0.50	<0.50	<0.50	<0.50	<0.50	<0.50	<0.50
	17-Aug-05		<0.5	<0.5	<0.5	<0.5	<0.5	<0.5	<0.5	<0.5	<0.5	<0.5	<0.50	<0.5	<0.5	<0.5	<0.5	<0.5	<0.5	<0.5	<0.5	<0.5
	22-Mar-06		<0.5	<0.5	<0.5	<0.5	<0.5	<0.5	<0.5	<0.5	<0.5	<0.5	<0.5	<0.5	<0.5	<0.5	<0.5	<0.5	<0.5	<0.5	<0.5	<0.5
	22-Sep-06		<0.5	<0.5	<0.5	<0.5	<0.5	<0.5	<0.5	<0.5	<0.5	<0.5	<0.5	<0.5	<0.5	<0.5	<0.5	<0.5	<0.5	<0.5	<0.5	<0.5
	24-Sep-07		<0.50	<0.50	<0.50	<0.50	<0.50	<0.50	<0.50	<0.50	<0.50	<0.50	<0.50	<0.5	<0.50	<0.50	<0.50	<0.50	92	<0.50	<0.50	<0.50
	17-Mar-08		<0.50	<0.50	<0.50	<0.50	<0.50	<0.50	<0.50	<0.50	<0.50	<0.50	<0.50	<0.5	<0.50	<0.50	<0.50	<0.50	<0.50	<0.50	<0.50	<0.50
	15-Sep-08		<0.50	<0.50	<0.50	<0.50	<10	<0.50	<0.50	<0.50	<0.50	<0.50	<0.50	<0.50	<0.50	<0.50	<0.50	<0.50	<0.50	<0.50	<0.50	<0.50
	23-Sep-09		<1.0	<1.0	<1.0	<1.0	<20	<1.0	<1.0	<1.0	<5.0	<1.0	<1.0	<1.0	<1.0	<1.0	<1.0	<1.0	<1.0	<5.0	<5.0	<5.0
13-Sep-10		<1.0	<1.0	<1.0	<1.0	<20	<1.0	<1.0	<1.0	<5.0	<1.0	<1.0	<1.0	<1.0	<1.0	<1.0	<1.0	<1.0	<5.0	<5.0	<5.0	

US EPA ARCHIVE DOCUMENT

Appendix C
Groundwater and Surface Water Analytical Results
Former Romic Environmental Technologies Corporation
East Palo Alto, California
Groundwater Monitoring Report

Sampling Location	Date Sample Collected	Cas Number	trans 1,3-Dichloro propene (µg/L)	1,1-Dichloro propene (µg/L)	1,3-Dichloro benzene (µg/L)	1,4-Dichloro benzene (µg/L)	4-Methyl-2 pentanone µg/L	Dibromo chloro methane (µg/L)	Dichloro difluoro methane (µg/L)	Ethyl benzene (µg/L)	Hexachloro butadiene (µg/L)	Isopropyl benzene (µg/L)	Styrene (µg/L)	PCE (µg/L)	Toluene (µg/L)	Trichloro fluoro methane (µg/L)	4-Isopropyl toluene µg/L	1,1,1-TCA (µg/L)	1,1,2-TCA (µg/L)	TCE (µg/L)	1,2,3-Trichloro propane (µg/L)	1,2,3-Trichloro benzene (µg/L)
			10061-02-6	563-58-6	541-73-1	106-46-7	108-10-1	75-71-8	75-71-8	100-41-4	87-68-3	98-82-8	100-42-5	127-18-4	108-88-3	75-69-4	99-87-6	71-55-6	79-00-5	79-01-6	96-18-4	87-61-6
S-2	22-Mar-10		<1.0	<1.0	<1.0	<1.0	<20	<1.0	<1.0	<1.0	<5.0	<1.0	<1.0	<1.0	0.70 J	<1.0	<1.0	<1.0	0.47 J	<5.0	<5.0	<5.0
	21-Jun-10		<1.0	<1.0	<1.0	<1.0	<20	<1.0	<1.0	<1.0	<5.0	<1.0	<1.0	<1.0	<1.0	<1.0	<1.0	<1.0	<1.0	<5.0	<5.0	<5.0
	14-Sep-10		<1.0	<1.0	<1.0	<1.0	<20	<1.0	<1.0	<1.0	<5.0	<1.0	<1.0	<1.0	<1.0	<1.0	<1.0	<1.0	<1.0	<5.0	<5.0	<5.0
	14-Dec-10		<1.0	<1.0	<1.0	<1.0	<20	<1.0	<1.0	<1.0	<5.0	<1.0	<1.0	<1.0	<1.0	<1.0	<1.0	<1.0	<1.0	<5.0	<5.0	<5.0
S-4	22-Mar-10		<1.0	<1.0	<1.0	<1.0	<20	<1.0	<1.0	<1.0	<5.0	<1.0	<1.0	<1.0	<1.0	<1.0	<1.0	<1.0	<1.0	<5.0	<5.0	<5.0
	21-Jun-10		<1.0	<1.0	<1.0	<1.0	<20	<1.0	<1.0	<1.0	<5.0	<1.0	<1.0	<1.0	<1.0	<1.0	<1.0	<1.0	<1.0	<5.0	<5.0	<5.0
	14-Sep-10		<1.0	<1.0	<1.0	<1.0	<20	<1.0	<1.0	<1.0	<5.0	<1.0	<1.0	<1.0	<1.0	<1.0	<1.0	<1.0	<1.0	<5.0	<5.0	<5.0
	14-Dec-10		<1.0	<1.0	<1.0	<1.0	<20	<1.0	<1.0	<1.0	<5.0	<1.0	<1.0	<1.0	<1.0	<1.0	<1.0	<1.0	<1.0	<5.0	<5.0	<5.0
S-7	22-Mar-10		<1.0	<1.0	<1.0	<1.0	<20	<1.0	<1.0	<1.0	<5.0	<1.0	<1.0	<1.0	0.58 J	<1.0	<1.0	<1.0	<1.0	<5.0	<5.0	<5.0
	21-Jun-10		<1.0	<1.0	<1.0	<1.0	<20	<1.0	<1.0	<1.0	<5.0	<1.0	<1.0	<1.0	<1.0	<1.0	<1.0	<1.0	<1.0	<5.0	<5.0	<5.0
	14-Sep-10		<1.0	<1.0	<1.0	<1.0	<20	<1.0	<1.0	<1.0	<5.0	<1.0	<1.0	<1.0	<1.0	<1.0	<1.0	<1.0	<1.0	<5.0	<5.0	<5.0
	14-Dec-10		<1.0	<1.0	<1.0	<1.0	<20	<1.0	<1.0	<1.0	<5.0	<1.0	<1.0	<1.0	<1.0	<1.0	<1.0	<1.0	<1.0	<5.0	<5.0	<5.0
S-10	22-Mar-10		<1.0	<1.0	<1.0	<1.0	<20	<1.0	<1.0	<1.0	<5.0	<1.0	<1.0	<1.0	<1.0	<1.0	<1.0	<1.0	<1.0	<5.0	<5.0	<5.0
	21-Jun-10		<1.0	<1.0	<1.0	<1.0	<20	<1.0	<1.0	<1.0	<5.0	<1.0	<1.0	<1.0	<1.0	<1.0	<1.0	<1.0	<1.0	<5.0	<5.0	<5.0
	14-Sep-10		<1.0	<1.0	<1.0	<1.0	<20	<1.0	<1.0	<1.0	<5.0	<1.0	<1.0	<1.0	<1.0	<1.0	<1.0	<1.0	<1.0	<5.0	<5.0	<5.0
	14-Dec-10		<1.0	<1.0	<1.0	<1.0	<20	<1.0	<1.0	<1.0	<5.0	<1.0	<1.0	<1.0	<1.0	<1.0	<1.0	<1.0	<1.0	<5.0	<5.0	<5.0

US EPA ARCHIVE DOCUMENT

Appendix C
Groundwater and Surface Water Analytical Results
Former Romic Environmental Technologies Corporation
East Palo Alto, California
Groundwater Monitoring Report

Sampling Location	Date Sample Collected	Cas Number	trans 1,3-Dichloro propene (µg/L)	1,1-Dichloro propene (µg/L)	1,3-Dichloro benzene (µg/L)	1,4-Dichloro benzene (µg/L)	4-Methyl-2 pentanone µg/L	Dibromo chloro methane (µg/L)	Dichloro difluoro methane (µg/L)	Ethyl benzene (µg/L)	Hexachloro butadiene (µg/L)	Isopropyl benzene (µg/L)	Styrene (µg/L)	PCE (µg/L)	Toluene (µg/L)	Trichloro fluoro methane (µg/L)	4-Isopropyl toluene µg/L	1,1,1-TCA (µg/L)	1,1,2-TCA (µg/L)	TCE (µg/L)	1,2,3-Trichloro propane (µg/L)	1,2,3-Trichloro benzene (µg/L)
			10061-02-6	563-58-6	541-73-1	106-46-7	108-10-1	75-71-8	75-71-8	100-41-4	87-68-3	98-82-8	100-42-5	127-18-4	108-88-3	75-69-4	99-87-6	71-55-6	79-00-5	79-01-6	96-18-4	87-61-6
Field Blank	02-Dec-05		<0.5	<0.5	<0.5	<0.5	<0.5	<0.5	<0.5	<0.5	<0.5	<0.5	<0.5	<0.5	<0.5	<0.5	<0.5	<0.5	<0.5	<0.5	<0.5	<0.5
	23-Sep-06		<0.5	<0.5	<0.5	<0.5	<0.5	<0.5	<0.5	<0.5	<0.5	<0.5	<0.5	<0.5	<0.5	<0.5	<0.5	<0.5	<0.5	<0.5	<0.5	<0.5
	05-Dec-06		<0.5	<0.5	<0.5	<0.5	<0.5	<0.5	<0.5	<0.5	<0.5	<0.5	<0.5	<0.5	<0.5	<0.5	<0.5	<0.5	<0.5	<0.5	<0.5	<0.5
	13-Mar-07		<0.5	<0.5	<0.5	<0.5	<0.5	<0.5	<0.5	<0.5	<0.5	<0.5	<0.5	<0.5	<0.5	<0.5	<0.5	<0.5	<0.5	<0.5	<0.5	<0.5
	25-Sep-07		<0.50	<0.50	<0.50	<0.50	<0.50	<0.50	<0.50	<0.50	<0.50	<0.50	<0.50	<0.50	<0.50	<0.50	<0.50	<0.50	<0.50	<0.50	<0.50	<0.50
	18-Mar-08		<0.50	<0.50	<0.50	<0.50	<10	<0.50	<0.50	<0.50	<0.50	<0.50	<0.50	<0.50	<0.50	<0.50	<0.50	<0.50	<0.50	<0.50	<0.50	<0.50
	25-Jun-08		<0.50	<0.50	<0.50	<0.50	<10	<0.50	<0.50	<0.50	<0.50	<0.50	<0.50	<0.50	<0.50	<0.50	<0.50	<0.50	<0.50	<0.50	<0.50	<0.50
	16-Sep-08		<0.50	<0.50	<0.50	<0.50	<10	<0.50	<0.50	<0.50	<0.50	<0.50	<0.50	<0.50	<0.50	<0.50	<0.50	<0.50	<0.50	<0.50	<0.50	<0.50
	17-Dec-08		<0.50	<0.50	<0.50	<0.50	<10	<0.50	<0.50	<0.50	<0.50	<0.50	<0.50	<0.50	<0.50	<0.50	<0.50	<0.50	<0.50	<0.50	<0.50	<0.50
	20-Mar-09		---	<0.50	<0.50	<0.50	---	<0.50	<0.50	<0.50	<0.50	<0.50	<0.50	<0.50	<0.50	<0.50	<0.50	<0.50	<0.50	<0.50	<0.50	<0.50
	24-Jun-09		<0.50	<0.50	<0.50	<0.50	<10	<0.50	<0.50	<0.50	<0.50	<0.50	<0.50	<0.50	<0.50	<0.50	<0.50	<0.50	<0.50	<0.50	<0.50	<0.50
	26-Mar-10		<1.0	<1.0	<1.0	<1.0	<20	<1.0	<1.0	<1.0	<5.0	<1.0	<1.0	<1.0	<1.0	<1.0	<5.0	<1.0	<1.0	<1.0	<5.0	<5.0
	24-Jun-10		<1.0	<1.0	<1.0	<1.0	<20	<1.0	<1.0	<1.0	<5.0	<1.0	<1.0	<1.0	<1.0	<1.0	<5.0	<1.0	<1.0	<1.0	<5.0	<5.0
Trip Blank	12-Sep-00		<2.0	<2.0	<2.0	<2.0	<2.0	---	---	<2.0	---	<2.0	---	<2.0	<2.0	---	<2.0	<2.0	<2.0	<2.0	---	---
	05-Dec-00		<2.0	<2.0	<2.0	<2.0	<2.0	---	---	<2.0	---	<2.0	---	<2.0	<2.0	---	<2.0	<2.0	<2.0	<2.0	---	---
	19-Mar-01		<2.0	<2.0	<2.0	<2.0	<2.0	---	---	<2.0	---	<2.0	---	<2.0	<2.0	---	<2.0	<2.0	<2.0	<2.0	---	---
	23-Mar-01		<2.0	<2.0	<2.0	<2.0	<2.0	---	---	<2.0	---	<2.0	---	<2.0	<2.0	---	<2.0	<2.0	<2.0	<2.0	---	---
	07-Sep-01		<2.0	<2.0	<2.0	<2.0	<2.0	<2.0	<2.0	<2.0	<2.0	<2.0	<2.0	<2.0	<2.0	<2.0	<2.0	<2.0	<2.0	<2.0	<2.0	<2.0
	05-Apr-02		<2.0	<2.0	<2.0	<2.0	<2.0	---	---	<2.0	---	<2.0	---	<2.0	<2.0	---	<2.0	<2.0	<2.0	<2.0	---	---
	08-Apr-02		<2.0	<2.0	<2.0	<2.0	<2.0	---	---	<2.0	---	<2.0	---	<2.0	<2.0	---	<2.0	<2.0	<2.0	<2.0	---	---
	26-Sep-02		<0.50	<0.50	<0.50	<0.50	<0.50	---	---	<0.50	---	<0.50	---	<0.50	<0.50	---	<0.50	<0.50	<0.50	<0.50	---	---
	26-Sep-02		<0.50	<0.50	<0.50	<0.50	<0.50	---	---	<0.50	---	<0.50	---	<0.50	<0.50	---	<0.50	<0.50	<0.50	<0.50	---	---
	03-Jan-03		<0.50	<0.50	<0.50	<0.50	<0.50	<0.50	<0.50	<0.50	<0.50	<0.50	<0.50	<0.50	<0.50	<0.50	<0.50	<0.50	<0.50	<0.50	<0.50	<0.50
	11-Mar-03		<0.50	<0.50	<0.50	<0.50	<0.50	<0.50	<0.50	<0.50	<0.50	<0.50	0.73	<0.50	<0.50	<0.50	<0.50	<0.50	<0.50	<0.50	<0.50	<0.50
	12-Mar-03		<0.50	<0.50	<0.50	<0.50	<0.50	<0.50	<0.50	<0.50	<0.50	<0.50	<0.50	<0.50	<0.50	<0.50	<0.50	<0.50	<0.50	<0.50	<0.50	<0.50
	12-Mar-03		<0.50	<0.50	<0.50	<0.50	<0.50	<0.50	<0.50	<0.50	<0.50	<0.50	<0.50	<0.50	<0.50	<0.50	<0.50	<0.50	<0.50	<0.50	<0.50	<0.50
	13-Mar-03		<0.50	<0.50	<0.50	<0.50	<0.50	<0.50	<0.50	<0.50	<0.50	<0.50	<0.50	<0.50	<0.50	<0.50	<0.50	<0.50	<0.50	<0.50	<0.50	<0.50
	18-Jun-03		<0.50	<0.50	<0.50	<0.50	<0.50	<0.50	<0.50	<0.50	<0.50	<0.50	<0.50	<0.50	<0.50	<0.50	<0.50	<0.50	<0.50	<0.50	<0.50	<0.50
	19-Sep-03		<0.50	<0.50	<0.50	<0.50	<0.50	<0.50	<0.50	<0.50	<0.50	<0.50	<0.50	<0.50	<0.50	<0.50	<0.50	<0.50	<0.50	<0.50	<0.50	<0.50
	17-Dec-03		<0.50	<0.50	<0.50	<0.50	<0.50	<0.50	<0.50	<0.50	<0.50	<0.50	<0.50	<0.50	<0.50	<0.50	<0.50	<0.50	<0.50	<0.50	<0.50	<0.50
	19-Dec-03		<0.50	<0.50	<0.50	<0.50	<0.50	<0.50	<0.50	<0.50	<0.50	<0.50	<0.50	<0.50	<0.50	<0.50	<0.50	<0.50	<0.50	<0.50	<0.50	<0.50
	17-Mar-04		<0.50	<0.50	<0.50	<0.50	<0.50	<0.50	<0.50	<0.50	<0.50	<0.50	<0.50	<0.50	0.96	<0.50	<0.50	<0.50	<0.50	<0.50	<0.50	<0.50
	28-Sep-04		<0.50	<0.50	<0.50	<0.50	<0.50	<0.50	<0.50	<0.50	<0.50	<0.50	<0.50	<0.50	<0.50	<0.50	<0.50	<0.50	<0.50	<0.50	<0.50	<0.50
	30-Sep-04		<0.50	<0.50	<0.50	<0.50	<0.50	<0.50	<0.50	<0.50	<0.50	<0.50	<0.50	<0.50	<0.50	<0.50	<0.50	<0.50	<0.50	<0.50	<0.50	<0.50
	20-Dec-04		<0.50	<0.50	<0.50	<0.50	<0.50	<0.50	<0.50	<0.50	<0.50	<0.50	<0.50	<0.50	<0.50	<0.50	<0.50	<0.50	<0.50	<0.50	<0.50	<0.50
	21-Dec-04		<0.50	<0.50	<0.50	<0.50	<0.50	<0.50	<0.50	<0.50	<0.50	<0.50	<0.50	<0.50	<0.50	<0.50	<0.50	<0.50	<0.50	<0.50	<0.50	<0.50
	22-Dec-04		<0.50	<0.50	<0.50	<0.50	<0.50	<0.50	<0.50	<0.50	<0.50	<0.50	<0.50	<0.50	<0.50	<0.50	<0.50	<0.50	<0.50	<0.50	<0.50	<0.50
	30-Mar-05		<0.50	<0.50	<0.50	<0.50	<0.50	---	<0.50	<0.50	<0.50	<0.50	<0.50	<0.50	<0.50	<0.50	<0.50	<0.50	<0.50	<0.50	<0.50	<0.50
	07-Jun-05		<0.50	<0.50	<0.50	<0.50	<0.50	---	<0.50	<0.50	<0.50	<0.50	<0.50	<0.50	<0.50	<0.50	<0.50	<0.50	<0.50	<0.50	<0.50	<0.50
	08-Jun-05		<0.50	<0.50	<0.50	<0.50	<0.50	---	<0.50	<0.50	<0.50	<0.50	<0.50	<0.50	<0.50	<0.50	<0.50	<0.50	<0.50	<0.50	<0.50	<0.50
	28-Jul-05		<0.5	<0.5	<0.5	<0.5	<0.5	<0.5	<0.5	<0.5	<0.5	<0.5	<0.5	<0.5	<0.5	<0.5	<0.5	<0.5	<0.5	<0.5	<0.5	<0.5
	30-Nov-05		<0.5	<0.5	<0.5	<0.5	<0.5	<0.5	<0.5	<0.5	<0.5	<0.5	<0.5	<0.5	<0.5	<0.5	<0.5	<0.5	<0.5	<0.5	<0.5	<0.5
	02-Dec-05		<0.5	<0.5	<0.5	<0.5	<0.5	<0.5	<0.5	<0.5	<0.5	<0.5	<0.5	<0.5	<0.5	<0.5	<0.5	<0.5	<0.5	<0.5	<0.5	<0.5
	24-Mar-06		<0.5	<0.5	<0.5	<0.5	<0.5	<0.5	<0.5	<0.5	<0.5	<0.5	<0.5	<0.5	<0.5	<0.5	<0.5	<0.5	<0.5	<0.5	<0.5	<0.5
	27-Mar-06		<0.5	<0.5	<0.5	<0.5	<0.5	<0.5	<0.5	<0.5	<0.5	<0.5	<0.5	<0.5	<0.5	<0.5	<0.5	<0.5	<0.5	<0.5	<0.5	<0.5

US EPA ARCHIVE DOCUMENT

Appendix C
Groundwater and Surface Water Analytical Results
Former Romic Environmental Technologies Corporation
East Palo Alto, California
Groundwater Monitoring Report

Sampling Location	Date Sample Collected	Cas Number	trans 1,3-Dichloro propene (µg/L)	1,1-Dichloro propene (µg/L)	1,3-Dichloro benzene (µg/L)	1,4-Dichloro benzene (µg/L)	4-Methyl-2 pentanone µg/L	Dibromo chloro methane (µg/L)	Dichloro difluoro methane (µg/L)	Ethyl benzene (µg/L)	Hexachloro butadiene (µg/L)	Isopropyl benzene (µg/L)	Styrene (µg/L)	PCE (µg/L)	Toluene (µg/L)	Trichloro fluoro methane (µg/L)	4-Isopropyl toluene µg/L	1,1,1-TCA (µg/L)	1,1,2-TCA (µg/L)	TCE (µg/L)	1,2,3-Trichloro propane (µg/L)	1,2,3-Trichloro benzene (µg/L)
	24-Jun-10		10061-02-6	563-58-6	541-73-1	106-46-7	108-10-1	75-71-8	75-71-8	100-41-4	87-68-3	98-82-8	100-42-5	127-18-4	108-88-3	75-69-4	99-87-6	71-55-6	79-00-5	79-01-6	96-18-4	87-61-6
			<1.0	<1.0	<1.0	<1.0	<20	<1.0	<1.0	<1.0	<5.0	<1.0	<1.0	<1.0	<1.0	<1.0	<5.0	<1.0	<1.0	<1.0	<5.0	<5.0

US EPA ARCHIVE DOCUMENT

Appendix C
Groundwater and Surface Water Analytical Results
Former Romic Environmental Technologies Corporation
East Palo Alto, California
Groundwater Monitoring Report

Sampling Location	Date Sample Collected	Cas Number	1,2,4-Trimethyl benzene (µg/L)	1,2,4-Trichloro benzene (µg/L)	1,3,5-Trimethyl benzene (µg/L)	1,1,2,2-Tetra chloro ethane (µg/L)	Vinyl Chloride (µg/L)	Total Xylenes (µg/L)	Freon 113 (µg/L)	Methylene Chloride (µg/L)	MTBE (µg/L)	n-Butyl benzene (µg/L)	n-Propyl benzene (µg/L)	sec-Butyl benzene (µg/L)	Naphthalene (µg/L)	Tetra hydro furan (µg/L)	Total VOCs µg/L	
			95-63-6	120-82-1	108-67-8	79-34-5	75-01-4	1330-20-7	76-13-1	75-09-2	1634-04-4	104-51-8	103-65-1	135-98-8	91-20-3	109-99-9		
RW-1A dup	13-Sep-00		<6.66	<6.66	<6.66	300	<6.66	375	<6.66	<6.66	---	<6.66	<6.66	<6.66	<6.66	<6.66	1,340.30	
	22-Mar-01		<6.66	<6.66	<6.66	332	<6.66	---	<6.66	<6.66	---	<6.66	<6.66	<6.66	<6.66	---	952.65	
	06-Sep-01		<10	<10	<10	350	<10	---	<10	<10	<10	<10	<10	<10	<10	---	975	
	05-Apr-02		<5.0	<5.0	<5.0	210	<5.0	---	<5.0	<5.0	---	<5.0	<5.0	<5.0	<5.0	---	1,233.40	
	26-Sep-02		<10	<10	<10	240	<10	---	<10	<10	---	<10	<10	<10	<10	---	769	
	12-Mar-03		<50	<50	<50	270	<50	2,400	<50	<50	<50	<50	<50	<50	<50	<50	---	3,140
	12-Mar-03		<25	<25	<25	280	<25	2,300	<25	<25	<25	<25	<25	<25	<25	<25	---	3,094
	17-Sep-03		<25	<25	<25	340	<25	2,700	<25	<25	<25	<25	<25	<25	<25	<25	---	3,775
	17-Mar-04		<50	<50	<50	270	52	2,900	<50	<50	<50	<50	<50	<50	<50	<50	---	3,832
	30-Sep-04		<50	<50	<50	270	<50	3,000	<50	<50	<50	<50	<50	<50	<50	<50	---	3,750
	30-Mar-05		<120	<120	<120	250	<120	7,600	<120	<120	<120	<120	<120	<120	<120	<120	---	8,360
	08-Jun-05		<2.5	<2.5	<2.5	120	15	---	<2.5	<2.5	---	<2.5	<2.5	<2.5	<2.5	<2.5	---	540.9
	18-Aug-05		<20	<20	<20	110	<20	2,400	<400	<20	<20	<20	<20	<20	<20	<20	---	2,710
	24-Mar-06		<17	<17	<17	160	<20	<170	<330	<17	<17	<17	<17	<17	<17	<17	---	396
	23-Sep-06		<2.5	5.2	<2.5	750	56	920 ec	<5.0	<2.5	4.2	<2.5	4.6	<2.5	3.2	---	1,803.30	
	15-Mar-07		<0.50	4.9	<0.50	840	87	2,000	44	<0.50	4.5	0.61	3.6	0.9	3.1	---	5,545.81	
	27-Sep-07		<2.5	<2.5	<2.5	1,000	20.2	2,200	<5.0	<2.5	5.3	<2.5	3	<2.5	12	---	3,739.10	
	19-Mar-08		<0.50	0.61	<0.50	330	15.5	1,800	1	<0.50	3.2	<0.50	2.8	0.52	0.88	---	3,227.06	
	17-Sep-08		<0.50	0.83	<0.50	580	22.5	2,200	<1.0	0.77	3.8	0.42	3.6	0.68	1.2	---	3,185.05	
	20-Mar-09		<5.0	<5.0	<5.0	320	5.6	---	<10	<5.0	---	<5.0	<5.0	<5.0	<5.0	<5.0	---	498.9
24-Sep-09		<100	<100	<20	243	57.0	---	<400	<100	<100	<20	<100	11.1 J	<100	<100	---	788.9	
24-Mar-10		<50	<50	<10	1,050	81.8	466	<200	<50	<10	<10	<50	<50	<50	<50	---	1,050	
14-Sep-10		<100	<100	<20	201	52.0	732	<400	<100	<20	<20	<100	<100	<100	<100	---	---	

US EPA ARCHIVE DOCUMENT

Appendix C
Groundwater and Surface Water Analytical Results
Former Romic Environmental Technologies Corporation
East Palo Alto, California
Groundwater Monitoring Report

Sampling Location	Date Sample Collected	Cas Number	1,2,4-Trimethyl benzene (µg/L)	1,2,4-Trichloro benzene (µg/L)	1,3,5-Trimethyl benzene (µg/L)	1,1,2,2-Tetra chloro ethane (µg/L)	Vinyl Chloride (µg/L)	Total Xylenes (µg/L)	Freon 113 (µg/L)	Methylene Chloride (µg/L)	MTBE (µg/L)	n-Butyl benzene (µg/L)	n-Propyl benzene (µg/L)	sec-Butyl benzene (µg/L)	Naphthalene (µg/L)	Tetrahydrofuran (µg/L)	Total VOCs µg/L
			95-63-6	120-82-1	108-67-8	79-34-5	75-01-4	1330-20-7	76-13-1	75-09-2	1634-04-4	104-51-8	103-65-1	135-98-8	91-20-3	109-99-9	
RW-2A	12-Sep-00		<167	<167	<167	9,460	658	<167	<167	<167	---	<167	<167	<167	<167	1,190	21,948
	05-Dec-00		<100	<100	<100	5,520	685	<100	<100	<167	---	<100	<100	<100	<100	<100	13,348
	22-Mar-01		<66.7	<66.7	<66.7	4,240	271	---	<66.7	<100	---	<66.7	<66.7	<66.7	<66.7	---	9,134
	15-Jun-01		<400	<400	<400	21,000	<400	---	<400	<66.7	---	<400	<400	<400	<400	---	39,830
	06-Sep-01		<100	<100	<100	11,000	<100	---	<100	<400	<100	<100	<100	<100	<100	---	24,150
	18-Dec-01		<200	<200	<200	11,000	<200	<500	<200	<100	---	<200	<200	<200	<200	---	24,880
	05-Apr-02		<100	<100	<100	9,800	310	---	<100	<200	---	<100	<100	<100	<100	---	32,760
	11-Jun-02		<200	<200	<200	12,000	380	---	<200	<100	---	<200	<200	<200	<200	---	25,650
	26-Sep-02		<200	<200	<200	9,500	380	---	<200	<200	---	<200	<200	<200	<200	---	23,560
	03-Jan-03		<250	<250	<250	24,000	<250	<250	<250	<200	<250	<250	<250	<250	<250	---	49,880
	12-Mar-03		<250	<250	<250	13,000	<250	<250	<250	<250	<250	<250	<250	<250	<250	---	28,590
dup	12-Mar-03		<250	<250	<250	14,000	<250	<250	<250	<250	<250	<250	<250	<250	<250	---	29,060
	18-Jun-03		<500	<500	<500	13,000	<500	---	<500	<250	<500	<500	<500	<500	<500	---	25,070
	17-Sep-03		<250	<250	<250	24,000	<250	<250	<250	<500	<250	<250	<250	<250	<250	---	54,340
	17-Dec-03		<250	<250	<250	15,000	600	<250	<250	<250	<250	<250	<250	<250	<250	---	33,290
	18-Mar-04		<50	<50	<50	3,100	510	<50	<50	<250	<50	<50	<50	<50	<50	---	6,607
	24-Jun-04		<50	<50	<50	200	260	<50	<50	<50	<50	<50	<50	<50	<50	---	5,407
	30-Sep-04		<50	<50	<50	<50	310	<50	50	<50	<50	<50	<50	<50	<50	---	2,736
	22-Dec-04		<25	<25	<25	<25	300	<25	<25	<50	<25	<25	<25	<25	<25	---	3,855
	30-Mar-05		<50	<50	<50	<50	310	<50	<50	<25	<50	<50	<50	<50	<50	---	2,085
	08-Jun-05		<500	<500	<500	<500	<500	---	<500	<50	---	<500	<500	<500	<500	---	840
	18-Aug-05		<5.0	<5.0	<5.0	6.1	250	<50	<100	<500	<5.0	<5.0	<5.0	<5.0	<5.0	---	1,471
	30-Nov-05		<5.0	<5.0	<5.0	7.5	250	<50	<100	<5.0	<5.0	<5.0	<5.0	<5.0	<5.0	---	1,687.10
	24-Mar-06		<6.3	<6.3	<6.3	7.5	280	<63	<130	<6.3	<6.3	<6.3	<6.3	<6.3	<6.3	---	1,786.50
	15-Jun-06		<5.0	<5.0	<5.0	8.5	49	<5.0	<5.0	<5.0	<5.0	<5.0	<5.0	<5.0	<5.0	---	330.1
	23-Sep-06		<5.0	<5.0	<5.0	18	350	<5.0	<10	<5.0	<5.0	<5.0	<5.0	<5.0	<5.0	---	2,154.60
	05-Dec-06		<5.0	<5.0	<5.0	18	280	<5.0	12	<5.0	<5.0	<5.0	<5.0	<5.0	<5.0	---	2,191.80
dup	14-Mar-07		<5.0	<5.0	<5.0	5.1	240	<5.0	<10	<5.0	<5.0	<5.0	<5.0	<5.0	<5.0	---	1,402.10
	14-Mar-07		<5.0	<5.0	<5.0	6.1	208	<5.0	<10	<5.0	<5.0	<5.0	<5.0	<5.0	<5.0	---	1,304.70
	18-Jun-07		<5.0	<5.0	<5.0	<5.0	250	<5.0	<10	<5.0	<5.0	<5.0	<5.0	<5.0	<5.0	---	1,455.50
	27-Sep-07		<5.0	<5.0	<5.0	<5.0	350	<5.0	<10	<5.0	<5.0	<5.0	<5.0	<5.0	<5.0	---	1,557.60
	11-Dec-07		<2.5	<2.5	<2.5	<2.5	191	<2.5	6.7	<2.5	<2.5	<2.5	<2.5	<2.5	<2.5	---	1,352.80
	21-Mar-08		<5.0	<5.0	<5.0	<5.0 J	270	<5.0	28	<5.0	<5.0	<5.0	<5.0	<5.0	<5.0	---	4,521.60
dup	21-Mar-08		<5.0	<5.0	<5.0	<5.0 J	270	<5.0	26	<5.0	<5.0	<5.0	<5.0	<5.0	<5.0	---	3,862.90
	25-Jun-08		<5.0	<5.0	<5.0	<5.0	410	<5.0	28	<5.0	<5.0	<5.0	<5.0	<5.0	4.8 J	---	1,471.60
dup	16-Sep-08		<10	<10	<10	<10	410	<10	<20	<10	<10	<10	<10	<10	<10	---	1,917.60
	16-Sep-08		<10	<10	<10	<10	360	<10	<20	<10	<10	<10	<10	<10	<10	---	1,740.40
	16-Dec-08		<10	<10	<10	<10	390	<10	<20	<10	<10	<10	<10	<10	<10	---	1,529
	19-Mar-09		<10	<10	<10	7.60 J	320	<10	<20	<10	<10	<10	<10	<10	<10	---	2,000.40
	24-Jun-09		<5.0	<5.0	<5.0	<5.0	370	<5.0	<10	<5.0	<5.0	<5.0	<5.0	<5.0	4.4 J	---	2,169.90
	24-Sep-09		<100 /UJ	<100 /UJ	<20 /UJ	17.7 J	333 /J	---	<400 /UJ	<100 /UJ	<20 /UJ	<100 /UJ	<100 /UJ	<100 /UJ	<100 /UJ	---	2,589.30
	15-Dec-09		<100 /UJ	<100 /UJ	<20 /UJ	18.4 /J	314 /J	<100 /UJ	<400 /UJ	<100 /UJ	<20 /UJ	<100 /UJ	<100 /UJ	<100 /UJ	<100 /UJ	---	2,466.40
	24-Mar-10		<100	<100	<20	18.4 J	327	<100	<400	<100	<20	<100	<100	<100	<100	---	2,094
	23-Jun-10		<100	<100	<20	9.7 J	359	<100	<400	<100	<20	<100	<100	<100	<100	---	2,224.20
	15-Sep-10		<100	<100	<20	7.1 J	390	<100	<400	<100	<20	<100	<100	<100	<100	---	---
dup	15-Sep-10		<50	<50	<10	19.1	553	<50	<200	<50	<10	<50	<50	<50	7.8 J	---	---
	15-Dec-10		<50	<50	<10	7.0 J	232	<50	<200	<50	<10	<50	<50	<50	<50	---	1,721.40

US EPA ARCHIVE DOCUMENT

Appendix C
Groundwater and Surface Water Analytical Results
Former Romic Environmental Technologies Corporation
East Palo Alto, California
Groundwater Monitoring Report

Sampling Location	Date Sample Collected	Cas Number	1,2,4-Trimethyl benzene (µg/L)	1,2,4-Trichloro benzene (µg/L)	1,3,5-Trimethyl benzene (µg/L)	1,1,2,2-Tetra chloro ethane (µg/L)	Vinyl Chloride (µg/L)	Total Xylenes (µg/L)	Freon 113 (µg/L)	Methylene Chloride (µg/L)	MTBE (µg/L)	n-Butyl benzene (µg/L)	n-Propyl benzene (µg/L)	sec-Butyl benzene (µg/L)	Naphthalene (µg/L)	Tetra hydro furan (µg/L)	Total VOCs µg/L	
			95-63-6	120-82-1	108-67-8	79-34-5	75-01-4	1330-20-7	76-13-1	75-09-2	1634-04-4	104-51-8	103-65-1	135-98-8	91-20-3	109-99-9		
RW-3A	13-Sep-00		<2.0	<2.0	<2.0	<2.0	<2.0	<2.0	<2.0	<2.0	---	<2.0	<2.0	<2.0	<2.0	<2.0	19.46	
	20-Mar-01		<2.0	<2.0	<2.0	<2.0	<2.0	---	<2.0	<2.0	---	<2.0	<2.0	<2.0	<2.0	---	11.73	
	06-Sep-01		<2.0	<2.0	<2.0	2.3	<2.0	---	<2.0	<2.0	38	<2.0	<2.0	<2.0	<2.0	---	55.6	
	03-Apr-02		<2.0	<2.0	<2.0	8.3	<2.0	---	<2.0	<2.0	---	<2.0	<2.0	<2.0	<2.0	---	42	
	24-Sep-02		<0.50	<0.50	<0.50	12	<2.0	---	<0.50	<0.50	---	<0.50	<0.50	<0.50	<0.50	---	40.39	
	11-Mar-03		<1.0	<1.0	<1.0	3.3	<1.0	<1.0	<1.0	<1.0	75	<1.0	<1.0	<1.0	<1.0	---	93.1	
	16-Sep-03		<2.5	<2.5	<2.5	10	<2.5	<2.5	<2.5	<2.5	140	<2.5	<2.5	<2.5	<2.5	---	179.4	
	17-Mar-04		<5.0	<5.0	<5.0	<5.0	<5.0	<5.0	<5.0	<5.0	130	<5.0	<5.0	<5.0	<5.0	---	136.5	
	29-Sep-04		<5.0	<5.0	<5.0	<5.0	<5.0	<5.0	9.4	<5.0	110	<5.0	<5.0	<5.0	<5.0	---	124.5	
	29-Mar-05		<2.5	<2.5	<2.5	16	<2.5	<2.5	<2.5	<2.5	60	<2.5	<2.5	<2.5	<2.5	---	214	
dup	18-Aug-05		<0.5	<0.5	<0.5	1.2	<0.5	<5.0	<10	<0.5	60	<0.5	<0.5	<0.5	<0.5	---	70.8	
	18-Aug-05		<0.5	<0.5	<0.5	1.2	<0.5	<5.0	<10	<0.5	59	<0.5	<0.5	<0.5	<0.5	---	67.9	
	23-Mar-06		<0.5	<0.5	<0.5	22	<0.5	<5.0	<10	<0.5	51	<0.5	<0.5	<0.5	<0.5	---	137.3	
	22-Sep-06		<0.5	<0.5	<0.5	<0.5	<1.0	<0.5	<1.0	<0.5	43	<0.5	<0.5	<0.5	<0.5	---	48.09	
	14-Mar-07		<5.0	<5.0	<5.0	<5.0	<10	<5.0	<10	<5.0	39	<5.0	<5.0	<5.0	<5.0	---	39	
	25-Sep-07		<1.0	<0.50	<1.0	<0.50	<1.0	<0.50	<1.0	<0.50	33	<1.0	<1.0	<1.0	<1.0	---	34.82	
	dup	25-Sep-07		<1.0	<0.50	<1.0	<0.50	<1.0	<0.50	<1.0	<0.50	34	<1.0	<1.0	<1.0	<1.0	---	35.66
		18-Mar-08		<0.50	<0.50	<0.50	<0.50	<1.0	<0.50	<1.0	<0.50	25	<1.0	<1.0	<1.0	<1.0	---	26.1
		15-Sep-08		<5.0	<5.0	<5.0	<5.0	<0.5	<5.0	<10	<5.0	49	<5.0	<5.0	<5.0	<5.0	---	49
		17-Mar-09		<2.5	<2.5	<2.5	<2.5	<0.5	<2.5	<5.0	<2.5	22	<2.5	<2.5	<2.5	<2.5	---	24.1
23-Sep-09			<5.0	<5.0	<1.0	<1.0	<2.0	---	<20	<5.0	17.8	<5.0	<5.0	<5.0	<5.0	---	19.1	
23-Mar-10		<5.0	<5.0	<1.0	<1.0	<2.0	<5.0	<20	<5.0	16.4	<5.0	<5.0	<5.0	<5.0	---	17.89		
14-Sep-10		<5.0	<5.0	<1.0	<1.0	<2.0	<5.0	<20	<5.0	9.5	<5.0	<5.0	<5.0	<5.0	---	---		

US EPA ARCHIVE DOCUMENT

Appendix C
Groundwater and Surface Water Analytical Results
Former Romic Environmental Technologies Corporation
East Palo Alto, California
Groundwater Monitoring Report

Sampling Location	Date Sample Collected	Cas Number	1,2,4-Trimethyl benzene (µg/L)	1,2,4-Trichloro benzene (µg/L)	1,3,5-Trimethyl benzene (µg/L)	1,1,2,2-Tetra chloro ethane (µg/L)	Vinyl Chloride (µg/L)	Total Xylenes (µg/L)	Freon 113 (µg/L)	Methylene Chloride (µg/L)	MTBE (µg/L)	n-Butyl benzene (µg/L)	n-Propyl benzene (µg/L)	sec-Butyl benzene (µg/L)	Naphthalene (µg/L)	Tetra hydro furan (µg/L)	Total VOCs µg/L
			95-63-6	120-82-1	108-67-8	79-34-5	75-01-4	1330-20-7	76-13-1	75-09-2	1634-04-4	104-51-8	103-65-1	135-98-8	91-20-3	109-99-9	
RW-4A	12-Sep-00		<33.3	<33.3	<33.3	<33.3	<33.3	<33.3	<33.3	<33.3	---	<33.3	<33.3	<33.3	<33.3	1,890	1,890
	05-Dec-00		<2.0	4.31	<2.0	<2.0	29.5	<2.0	<2.0	<2.0	---	<2.0	<2.0	<2.0	<2.0	<2.0	68.31
	21-Mar-01		<2.0	<2.0	<2.0	<2.0	27.8	---	<2.0	<2.0	---	<2.0	<2.0	<2.0	<2.0	---	55.37
dup	21-Mar-01		<2.0	<2.0	<2.0	<2.0	27.3	---	<2.0	<2.0	---	<2.0	<2.0	<2.0	<2.0	---	54.63
	15-Jun-01		<2.0	<2.0	<2.0	38	<2.0	---	<2.0	<2.0	---	<2.0	<2.0	<2.0	<2.0	---	83.1
	06-Sep-01		<2.0	3.1	<2.0	<2.0	54	---	<2.0	<2.0	<2.0	<2.0	<2.0	<2.0	<2.0	---	118.1
	18-Dec-01		<2.0	2.7	<2.0	<2.0	63	<5.0	<2.0	<2.0	---	<2.0	<2.0	<2.0	<2.0	---	127.3
	03-Apr-02		<2.0	<2.0	<2.0	<2.0	25	---	<2.0	<2.0	---	<2.0	<2.0	<2.0	<2.0	---	46.8
	11-Jun-02		<2.0	3.5	<2.0	<2.0	54	---	<2.0	<2.0	---	<2.0	<2.0	<2.0	<2.0	---	110.3
	25-Sep-02		<0.50	2.3	<0.50	0.65	44	---	<0.50	<0.50	---	<0.50	<0.50	<0.50	<0.50	---	97.78
	02-Jan-03		<2.5	2.9	<2.5	<2.5	53	<2.5	<2.5	<2.5	<2.5	<2.5	<2.5	<2.5	<2.5	---	103.2
	11-Mar-03		<25	<25	<25	<25	46	<25	<25	<25	<25	<25	<25	<25	<25	---	46
	17-Jun-03		<2.5	4.4	<2.5	4.2	58	---	<2.5	<2.5	<2.5	3	3.1	<2.5	3.9	---	157.5
	17-Sep-03		<2.5	3.5	<2.5	<2.5	69	<2.5	<2.5	<2.5	<2.5	<0.50	<0.50	<0.50	<2.5	---	154.5
	17-Dec-03		<12	<12	<12	5.8	61	<12	<12	<12	<12	<2.5	<2.5	<2.5	<12	---	131.8
	17-Mar-04		<5.0	<5.0	<5.0	<5.0	52	<5.0	<5.0	<5.0	<5.0	<25	<25	<25	<5.0	---	101.5
	22-Jun-04		<12	<12	<12	<12	38	<12	<12	<12	<12	<0.50	<0.50	<0.50	<12	---	69
	22-Jun-04		<12	5.4	<12	0.89	83	<0.50	1	<12	<0.50	<2.5	<2.5	<2.5	3.7	---	215.84
	29-Sep-04		<2.5	5.2	<2.5	<2.5	86	<2.5	5.8	<2.5	<2.5	<25	<25	<25	<25	---	212.3
	20-Dec-04		<200	<200	<200	<200	<200	<200	<200	<200	<200	<200	<200	<200	<200	---	480
	29-Mar-05		<2.5	3.5	<2.5	<2.5	60	<2.5	<2.5	<2.5	<2.5	<2.5	<2.5	<2.5	<2.5	---	144.7
	07-Jun-05		---	<5.0	---	<5.0	58	---	<5.0	<5.0	---	---	---	---	---	---	146
	18-Aug-05		<1.0	3	<1.0	1.2	59	<10	<20	<1.0	<1.0	<1.0	<1.0	<1.0	<1.0	---	153.4
	30-Nov-05		<1.0	3.2	<1.0	<1.0	60	<10	<20	<1.0	<1.0	<1.0	<1.0	<1.0	<1.0	---	158.3
dup	30-Nov-05		<1.0	3.6	<1.0	0.8	64	<10	<10	<0.5	<0.5	0.5	<1.0	<1.0	2.3	---	182
	23-Mar-06		<0.5	3.7	<0.5	0.8	55	<10	<10	<0.5	<0.5	<0.5	<0.5	<0.5	<0.5	---	162.4
	15-Jun-06		<0.5	5.1	<0.5	1	86	<0.5	1.9	0.91	<0.5	<0.5	2	<0.5	3.4	---	331.12
	22-Sep-06		<0.5	5	<0.5	31	137	<0.5	1.8	<0.5	3	<0.5	1.1	<0.5	1	---	376.21
	05-Dec-06		<0.5	2.2	<0.5	<0.5	46	<0.5	1	<0.5	<0.50	<0.5	<0.5	<0.5	<0.5	---	179.1
	15-Mar-07		<0.5	<0.5	<0.5	<0.5	49	<0.5	1	<0.5	<0.50	<0.5	<0.5	<0.5	<0.5	---	140.3
	18-Jun-07		<0.5	3	<0.5	<0.5	58	<0.5	1	<0.5	<0.5	<0.5	<0.5	<0.5	<0.5	---	19,207.68
	25-Sep-07		<0.50	2.5	<0.50	<0.50	55	<0.50	<1.0	0.51	<0.50	<0.50	0.79	<0.50	1.7	---	196.45
	11-Dec-07		<0.50	3.1	<0.50	<0.50	71	<0.50	1.1	<0.50	<0.50	<0.50	<0.50	<0.50	<0.50	---	268.2
	19-Mar-08		<0.50	1.7	<0.50	<0.50	27.6	<0.50	<1.0	0.63	<0.50	<0.50	0.6	<0.50	0.67	---	112.11
	24-Jun-08		<0.50	1.6	<0.50	<0.50	26.8	<0.50	0.47 J	<0.50	<0.50	<0.50	0.49 J	<0.50	1.4	---	103.69
	17-Sep-08		<5.0	<5.0	<5.0	7.0	56	<5.0	<10	<5.0	<5.0	<5.0	<5.0	<5.0	<5.0	---	294.3
	16-Dec-08		<10	<10	<10	<10	33.8	<10	<20	<10	<10	<10	<10	<10	<10	---	126.6
	19-Mar-09		<5.0	<5.0	<5.0	<5.0	35.1	<5.0	<10	<5.0	<5.0	<5.0	<5.0	<5.0	<5.0	---	113.2
	23-Jun-09		<5.0	4.2 J	<5.0	6.8	106	<5.0	<10	<5.0	<5.0	<5.0	<5.0	<5.0	<5.0	---	472.8
	23-Sep-09		<50	<50	<10	15.8	120	---	<200	<50	<10	<50	<50	<50	<50	---	804
	15-Dec-09		<5.0	3.0 J	<1.0	14.3	85.8	<5.0	<20	<5.0	<1.0	<5.0	1.1 J	<5.0	3.0 J	---	392.61
dup	15-Dec-09		<5.0	3.1 J	<1.0	13.7	83.5	<5.0	<20	<5.0	<1.0	<5.0	1.1 J	<5.0	3.1 J	---	382.13
	23-Mar-10		<5.0	3.2 J	<1.0	10.7	84.7	<5.0	<20	<5.0	<1.0	<5.0	1.1 J	<5.0	2.8 J	---	404.34
	22-Jun-10		<5.0	3.5 J	<1.0	17.4	94.2	<5.0	<20	0.50 J	<1.0	0.54 J	1.2 J	<5.0	2.7 J	---	450.96
dup	22-Jun-10		<5.0	3.6 J	<1.0	16.9	93.4	<5.0	<20	<5.0	<1.0	<5.0	1.2 J	<5.0	2.6 J	---	441.83
	14-Sep-10		<25	3.8 J	<5.0	27.8	93.2	<25	<100	<25	<5.0	<25	<25	<25	2.8 J	---	---
	15-Dec-10		<25	4.7 J	<5.0	46.1	112	<25	<100	<25	<5.0	<25	<25	<25	3.7 J	---	632.7
dup	15-Dec-10		<25	5.8 J	<5.0	46.9	132	<25	<100	<25	<5.0	<25	<25	<25	4.0 J	---	698.1

US EPA ARCHIVE DOCUMENT

Appendix C
Groundwater and Surface Water Analytical Results
Former Romic Environmental Technologies Corporation
East Palo Alto, California
Groundwater Monitoring Report

Sampling Location	Date Sample Collected	Cas Number	1,2,4-Trimethyl benzene (µg/L)	1,2,4-Trichloro benzene (µg/L)	1,3,5-Trimethyl benzene (µg/L)	1,1,2,2-Tetra chloro ethane (µg/L)	Vinyl Chloride (µg/L)	Total Xylenes (µg/L)	Freon 113 (µg/L)	Methylene Chloride (µg/L)	MTBE (µg/L)	n-Butyl benzene (µg/L)	n-Propyl benzene (µg/L)	sec-Butyl benzene (µg/L)	Naphthalene (µg/L)	Tetra hydro furan (µg/L)	Total VOCs µg/L
			95-63-6	120-82-1	108-67-8	79-34-5	75-01-4	1330-20-7	76-13-1	75-09-2	1634-04-4	104-51-8	103-65-1	135-98-8	91-20-3	109-99-9	
RW-5A	12-Sep-00		<8.33	<8.33	<8.33	519	<8.33	<8.33	<8.33	<8.33	---	<8.33	<8.33	<8.33	<8.33	49.8	818
	12-Sep-00		<8.33	<8.33	<8.33	633	<8.33	<8.33	<8.33	<8.33	---	<8.33	<8.33	<8.33	<8.33	56.3	1,008.33
dup	05-Dec-00		<2.0	<2.0	<2.0	956	<2.0	<2.0	<2.0	<2.0	---	<2.0	<2.0	<2.0	<2.0	<2.0	1,262.15
	22-Mar-01		<6.66	<6.66	<6.66	480	<6.66	---	<6.66	<6.66	---	<6.66	<6.66	<6.66	<6.66	---	791.51
dup	15-Jun-01		<10	<10	<10	720	<10	---	<10	<10	---	<10	<10	<10	<10	---	1,156
	06-Sep-01		<2.0	<2.0	<2.0	420	<2.0	---	<2.0	<2.0	<2.0	<2.0	<2.0	<2.0	<2.0	---	807.9
dup	18-Dec-01		<3.3	<3.3	<3.3	210	<3.3	<8.4	<3.3	<3.3	---	<3.3	<3.3	<3.3	<3.3	---	463.7
	05-Apr-02		<3.3	<3.3	<3.3	95	<3.3	---	<3.3	<3.3	---	<3.3	<3.3	<3.3	<3.3	---	409
dup	11-Jun-02		<4.0	<4.0	<4.0	130	<4.0	---	<4.0	<4.0	---	<4.0	<4.0	<4.0	<4.0	---	414
	26-Sep-02		<2.5	<2.5	<2.5	38	<2.5	---	<2.5	<2.5	---	<2.5	<2.5	<2.5	<2.5	---	201
dup	02-Jan-03		<0.50	<0.50	<0.50	17	<0.50	<0.50	<0.50	<0.50	<0.50	<0.50	<0.50	<0.50	<0.50	---	106.93
	02-Jan-03		<0.50	<0.50	<0.50	17	<0.50	<0.50	<0.50	<0.50	<0.50	<0.50	<0.50	<0.50	<0.50	---	117.66
dup	11-Mar-03		<1.0	<1.0	<1.0	43	<1.0	<1.0	<1.0	<1.0	<1.0	<1.0	<1.0	<1.0	<1.0	---	189.9
	17-Jun-03		<2.5	<2.5	<2.5	26	<2.5	<10	<2.5	<2.5	<2.5	<2.5	<2.5	<2.5	<2.5	---	119
dup	19-Sep-03		<1.0	<1.0	<1.0	44	<1.0	<1.0	<1.0	<1.0	<1.0	<1.0	<1.0	<1.0	<1.0	---	177.4
	17-Dec-03		<2.5	<2.5	<2.5	5.3	<2.5	<2.5	<2.5	<2.5	<2.5	<2.5	<2.5	<2.5	<2.5	---	43.7
dup	17-Mar-04		<1.0	<1.0	<1.0	18	<1.0	<1.0	<1.0	<1.0	<1.0	<1.0	<1.0	<1.0	<1.0	---	75
	22-Jun-04		<2.5	<2.5	<2.5	12	<2.5	<2.5	<2.5	<2.5	<2.5	<2.5	<2.5	<2.5	<2.5	---	60.6
dup	28-Sep-04		<0.50	<0.50	<0.50	8.4	<0.50	<0.50	<0.50	<0.50	0.78	<0.50	<0.50	<0.50	<0.50	---	61.28
	20-Dec-04		<2.5	<2.5	<2.5	4	<2.5	<2.5	<2.5	<2.5	<2.5	<2.5	<2.5	<2.5	<2.5	---	33.9
dup	28-Mar-05		<2.5	<2.5	<2.5	97	<2.5	<2.5	<2.5	<2.5	<2.5	<2.5	<2.5	<2.5	<2.5	---	219.2
	07-Jun-05		<5.0	<5.0	<5.0	83	<5.0	---	<5.0	<5.0	---	<5.0	<5.0	<5.0	<5.0	---	177.1
dup	18-Aug-05		<0.5	<0.5	<0.5	47	<0.5	<5.0	<10	<0.5	0.7	<0.5	<0.5	<0.5	<0.5	---	123.6
	29-Nov-05		<0.5	<0.5	<0.5	71	<0.5	<5.0	<10	<0.5	0.9	<0.5	<0.5	<0.5	<0.5	---	152.9
dup	23-Mar-06		<0.5	<0.5	<0.5	410	<0.5	<5.0	<10	<0.5	1.1	<0.5	<0.5	<0.5	<0.5	---	561.6
	15-Jun-06		<0.5	<0.5	<0.5	600	<1.0	<0.5	<0.5	<0.5	1.2	<0.5	<0.5	<0.5	<0.5	---	799.5
dup	15-Jun-06		<0.5	<0.5	<0.5	600	<1.0	<0.5	<0.5	<0.5	1.2	<0.5	<0.5	<0.5	<0.5	---	827.7
	21-Sep-06		<0.5	<0.5	<0.5	110	<1.0	<0.5	<1.0	<0.5	1.2	<0.5	<0.5	<0.5	<0.5	---	255
dup	05-Dec-06		<0.5	<0.5	<0.5	97	<1.0	<0.5	<1.0	<0.5	1.3	<0.5	<0.5	<0.5	<0.5	---	225.23
	13-Mar-07		<2.5	<2.5	<2.5	13	5.4	<2.5	<5.0	<2.5	<2.5	<2.5	<2.5	<2.5	<2.5	---	433.8
dup	13-Mar-07		<2.5	<2.5	<2.5	13	<5.0	<2.5	<5.0	<2.5	<2.5	<2.5	<2.5	<2.5	<2.5	---	121
	18-Jun-07		<0.5	<0.5	<0.5	92	<1.0	<0.5	<1.0	<0.5	2.1	<0.5	<0.5	<0.5	<0.5	---	321.11
dup	27-Sep-07		<0.50	<0.50	<0.50	13	<1.0	<0.50	<1.0	<0.50	1.7	<0.50	<0.50	<0.50	5.5	---	164.71
	11-Dec-07		<0.50	<0.50	<0.50	9.3	<1.0	<0.50	<1.0	<0.50	1.5	<0.50	<0.50	<0.50	<0.50	---	141.49
dup	19-Mar-08		<0.50	<0.50	<0.50	33	<1.0	<0.50	<1.0	<0.50	1.4	<0.50	<0.50	<0.50	<0.50	---	170.97
	24-Jun-08		<0.50	<0.50	<0.50	14	<1.0	<0.50	<1.0	<0.50	1.4	<0.50	<0.50	<0.50	<0.50	---	145.7
dup	18-Sep-08		<0.50	<0.50	<0.50	18	<0.5	<0.50	<1.0	<0.50	1.8	<0.50	<0.50	<0.50	<0.50	---	150.2
	16-Dec-08		<10	<10	<10	5.8 J	<0.5	<10	<20	<10	<10	<10	<10	<10	<10	---	81.6
dup	17-Mar-09		<2.5	<2.5	<2.5	4.7	<0.5	<2.5	<5.0	<2.5	1.00 J	<2.5	<2.5	<2.5	<2.5	---	76.15
	23-Jun-09		<2.5	<2.5	<2.5	11	<0.5	<2.5	<5.0	<2.5	<2.5	<2.5	<2.5	<2.5	<2.5	---	81
dup	23-Sep-09		<5.0	<5.0	<1.0	7.7	<2.0	---	<20	<5.0	0.89 J	<5.0	<5.0	<5.0	<5.0	---	92.07
	15-Dec-09		<5.0	<5.0	<1.0	3.6	<2.0	<5.0	<20	<5.0	0.63 J	<5.0	<5.0	<5.0	<5.0	---	50.23
dup	23-Mar-10		<5.0	<5.0	<1.0	2.4	<2.0	<5.0	<20	<5.0	<1.0	<5.0	<5.0	<5.0	<5.0	---	14.03
	22-Jun-10		<5.0	<5.0	<1.0	2.2	<2.0	<5.0	<20	<5.0	<1.0	<5.0	<5.0	<5.0	<5.0	---	28.97
dup	14-Sep-10		<5.0	<5.0	<1.0	2.8	<2.0	<5.0	<20	<5.0	<1.0	<5.0	<5.0	<5.0	<5.0	---	---
	15-Dec-10		<5.0	<5.0	<1.0	3.7	<2.0	<5.0	<20	<5.0	0.55 J	<5.0	<5.0	<5.0	<5.0	---	36.42

US EPA ARCHIVE DOCUMENT

Appendix C
Groundwater and Surface Water Analytical Results
Former Romic Environmental Technologies Corporation
East Palo Alto, California
Groundwater Monitoring Report

Sampling Location	Date Sample Collected	Cas Number	1,2,4-Trimethyl benzene (µg/L)	1,2,4-Trichloro benzene (µg/L)	1,3,5-Trimethyl benzene (µg/L)	1,1,2,2-Tetra chloro ethane (µg/L)	Vinyl Chloride (µg/L)	Total Xylenes (µg/L)	Freon 113 (µg/L)	Methylene Chloride (µg/L)	MTBE (µg/L)	n-Butyl benzene (µg/L)	n-Propyl benzene (µg/L)	sec-Butyl benzene (µg/L)	Naphthalene (µg/L)	Tetra hydro furan (µg/L)	Total VOCs µg/L
			95-63-6	120-82-1	108-67-8	79-34-5	75-01-4	1330-20-7	76-13-1	75-09-2	1634-04-4	104-51-8	103-65-1	135-98-8	91-20-3	109-99-9	
RW-6A	12-Sep-00		<2.0	<2.0	<2.0	<2.0	<2.0	<2.0	<2.0	<2.0	---	<2.0	<2.0	<2.0	<2.0	<2.0	0
	05-Dec-00		<2.0	<2.0	<2.0	<2.0	<2.0	<2.0	<2.0	<2.0	---	<2.0	<2.0	<2.0	<2.0	<2.0	0
	21-Mar-01		<2.0	<2.0	<2.0	<2.0	<2.0	---	<2.0	<2.0	---	<2.0	<2.0	<2.0	<2.0	---	0
	15-Jun-01		<2.0	<2.0	<2.0	<2.0	<2.0	---	<2.0	<2.0	---	<2.0	<2.0	<2.0	<2.0	---	0
	06-Sep-01		<2.0	<2.0	<2.0	<2.0	<2.0	---	<2.0	<2.0	<2.0	<2.0	<2.0	<2.0	<2.0	---	2.4
	19-Dec-01		<2.0	<2.0	<2.0	<2.0	<2.0	<5.0	<2.0	<2.0	---	<2.0	<2.0	<2.0	<2.0	---	0
	03-Apr-02		<2.0	<2.0	<2.0	<2.0	<2.0	---	<2.0	<2.0	---	<2.0	<2.0	<2.0	<2.0	---	0
	11-Jun-02		<2.0	<2.0	<2.0	<2.0	<2.0	---	<2.0	<2.0	---	<2.0	<2.0	<2.0	<2.0	---	4
	24-Sep-02		<0.50	<0.50	<0.50	1	<0.50	---	<0.50	<0.50	---	<0.50	<0.50	<0.50	<0.50	---	5.73
	02-Jan-03		<0.50	<0.50	<0.50	<0.50	<0.50	<0.50	<0.50	<0.50	<0.50	<0.50	<0.50	<0.50	<0.50	---	0
	12-Mar-03		<2.5	<2.5	<2.5	<2.5	<2.5	<2.5	<2.5	<2.5	<2.5	<2.5	<2.5	<2.5	<2.5	---	0
	16-Sep-03		<0.50	<0.50	<0.50	<0.50	<0.50	<0.50	<0.50	<0.50	<0.50	<0.50	<0.50	<0.50	<0.50	---	1.4
	17-Mar-04		<0.50	<0.50	<0.50	<0.50	<0.50	<0.50	<0.50	<0.50	<0.50	<0.50	<0.50	<0.50	<0.50	---	0
	28-Sep-04		<2.5	<2.5	<2.5	<2.5	<2.5	<2.5	<2.5	<2.5	<2.5	<2.5	<2.5	<2.5	<2.5	---	0
	29-Mar-05		<0.50	<0.50	<0.50	1.1	<0.50	<0.50	<0.50	<0.50	<0.50	<0.50	<0.50	<0.50	<0.50	---	3.08
	17-Aug-05		<0.5	<0.5	<0.5	<0.5	<0.5	<5.0	<10	<0.5	<0.5	<0.5	<0.5	<0.5	<0.5	---	0
	23-Mar-06		<0.5	<0.5	<0.5	<0.5	<0.5	<5.0	<10	<0.5	<0.5	<0.5	<0.5	<0.5	<0.5	---	0
	21-Sep-06		<0.5	<0.5	<0.5	0.72	<1.0	<0.5	<1.0	<0.5	<0.5	<0.5	<0.5	<0.5	<0.5	---	5.22
	15-Mar-07		<0.5	<0.5	<0.5	<0.5	<1.0	<0.5	<1.0	<0.5	<0.5	<0.5	<0.5	<0.5	<0.5	---	0
	24-Sep-07		<0.50	<0.50	<0.50	<0.50	<1.0	<0.50	<1.0	<0.50	<0.50	<0.50	<0.50	<0.50	<0.50	---	4.6
	18-Mar-08		<0.50	<0.50	<0.50	<0.50	<1.0	<0.50	<1.0	<0.50	<0.50	<0.50	<0.50	<0.50	<0.50	---	0
	16-Sep-08		<5.0	<5.0	<5.0	<5.0	<0.5	<5.0	<10	<5.0	<5.0	<5.0	<5.0	<5.0	<5.0	---	---
	16-Mar-09		<5.0	<5.0	<5.0	<5.0	<0.5	<5.0	<10	<5.0	<5.0	<5.0	<5.0	<5.0	<5.0	---	---
	22-Sep-09		<5.0	<5.0	<1.0	<1.0	<2.0	---	<20	<5.0	<1.0	<5.0	<5.0	<5.0	<5.0	---	3.44
	23-Mar-10		<5.0	<5.0	<1.0	1.5	<2.0	<5.0	<20	<5.0	<1.0	<5.0	<5.0	<5.0	<5.0	---	ND
	14-Sep-10		<5.0	<5.0	<1.0	<1.0	<2.0	<5.0	<20	<5.0	<1.0	<5.0	<5.0	<5.0	<5.0	---	---

US EPA ARCHIVE DOCUMENT

Appendix C
Groundwater and Surface Water Analytical Results
Former Romic Environmental Technologies Corporation
East Palo Alto, California
Groundwater Monitoring Report

Sampling Location	Date Sample Collected	Cas Number	1,2,4-Trimethyl benzene (µg/L)	1,2,4-Trichloro benzene (µg/L)	1,3,5-Trimethyl benzene (µg/L)	1,1,2,2-Tetra chloro ethane (µg/L)	Vinyl Chloride (µg/L)	Total Xylenes (µg/L)	Freon 113 (µg/L)	Methylene Chloride (µg/L)	MTBE (µg/L)	n-Butyl benzene (µg/L)	n-Propyl benzene (µg/L)	sec-Butyl benzene (µg/L)	Naphthalene (µg/L)	Tetra hydro furan (µg/L)	Total VOCs µg/L
			95-63-6	120-82-1	108-67-8	79-34-5	75-01-4	1330-20-7	76-13-1	75-09-2	1634-04-4	104-51-8	103-65-1	135-98-8	91-20-3	109-99-9	
RW-7A	12-Sep-00		<2.0	<2.0	<2.0	<2.0	<2.0	<2.0	<2.0	<2.0	---	<2.0	<2.0	<2.0	<2.0	<2.0	0
	05-Dec-00		<2.0	<2.0	<2.0	<2.0	<2.0	<2.0	<2.0	<2.0	---	<2.0	<2.0	<2.0	<2.0	<2.0	0
	21-Mar-01		<2.0	<2.0	<2.0	<2.0	<2.0	---	<2.0	<2.0	---	<2.0	<2.0	<2.0	<2.0	---	0
	15-Jun-01		<2.0	<2.0	<2.0	<2.0	<2.0	---	<2.0	<2.0	---	<2.0	<2.0	<2.0	<2.0	<2.0	0
dup	15-Jun-01		<2.0	<2.0	<2.0	<2.0	<2.0	---	<2.0	<2.0	---	<2.0	<2.0	<2.0	<2.0	<2.0	0
	05-Sep-01		<2.0	<2.0	<2.0	<2.0	<2.0	<5.0	<2.0	<2.0	<2.0	<2.0	<2.0	<2.0	<2.0	<2.0	0
dup	05-Sep-01		<2.0	<2.0	<2.0	<2.0	<2.0	<5.0	<2.0	<2.0	<2.0	<2.0	<2.0	<2.0	<2.0	<2.0	0
	18-Dec-01		<2.0	<2.0	<2.0	<2.0	<2.0	<5.0	<2.0	<2.0	---	<2.0	<2.0	<2.0	<2.0	<2.0	0
	01-Apr-02		<2.0	<2.0	<2.0	<2.0	<2.0	---	<2.0	<2.0	---	<2.0	<2.0	<2.0	<2.0	<2.0	0
	11-Jun-02		<2.0	<2.0	<2.0	<2.0	<2.0	---	<2.0	<2.0	---	<2.0	<2.0	<2.0	<2.0	<2.0	0
dup	11-Jun-02		<2.0	<2.0	<2.0	<2.0	<2.0	---	<2.0	<2.0	---	<2.0	<2.0	<2.0	<2.0	<2.0	0
	24-Sep-02		<0.50	<0.50	<0.50	<0.50	<0.50	---	<0.50	<0.50	---	<0.50	<0.50	<0.50	<0.50	<0.50	0
	02-Jan-03		<0.50	<0.50	<0.50	<0.50	<0.50	<0.50	<0.50	<0.50	<0.50	<0.50	<0.50	<0.50	<0.50	<0.50	0
	11-Mar-03		<0.50	<0.50	<0.50	<0.50	<0.50	<0.50	<0.50	<0.50	<0.50	<0.50	<0.50	<0.50	<0.50	<0.50	0
	16-Sep-03		<0.50	<0.50	<0.50	<0.50	<0.50	<0.50	<0.50	<0.50	<0.50	<0.50	<0.50	<0.50	<0.50	<0.50	0
	28-Sep-04		<0.50	<0.50	<0.50	<0.50	<0.50	<0.50	<0.50	<0.50	<0.50	<0.50	<0.50	<0.50	<0.50	<0.50	0
	16-Aug-05		<0.5	<0.5	<0.5	<0.5	<0.5	<5.0	<10	<0.5	<0.5	<0.5	<0.5	<0.5	<0.5	<0.5	0
	22-Mar-06		<0.5	<0.5	<0.5	<0.5	<0.5	<5.0	<10	<0.5	<0.5	<0.5	<0.5	<0.5	<0.5	<0.5	0
	21-Sep-06		<0.5	<0.5	<0.5	<0.5	<1.0	<0.5	<1.0	<0.5	<0.5	<0.5	<0.5	<0.5	<0.5	<0.5	0
	24-Sep-07		<0.50	<0.50	<0.50	<0.50	<1.0	<0.50	<1.0	<0.50	<0.50	<0.50	<0.50	<0.50	<0.50	<0.50	0
	18-Mar-08		<0.50	<0.50	<0.50	<0.50	<1.0	<0.50	<1.0	<0.50	<0.50	<0.50	<0.50	<0.50	<0.50	<0.50	0
	15-Sep-08		<0.50	<0.50	<0.50	<0.50	<0.5	<0.50	<1.0	<0.50	<0.50	<0.50	<0.50	<0.50	<0.50	<0.50	---
dup	15-Sep-08		<0.50	<0.50	<0.50	<0.50	<0.5	<0.50	<1.0	<0.50	<0.50	<0.50	<0.50	<0.50	<0.50	<0.50	---
	21-Sep-09		<1.0	<2.0	<1.0	<1.0	---	---	<5.0	<1.0	<1.0	<1.0	<1.0	<1.0	<5.0	<5.0	<ND
	13-Sep-10		<5.0	<5.0	<1.0	<1.0	<2.0	<5.0	<20	<5.0	<1.0	<5.0	<5.0	<5.0	<5.0	<5.0	---

US EPA ARCHIVE DOCUMENT

Appendix C
Groundwater and Surface Water Analytical Results
Former Romic Environmental Technologies Corporation
East Palo Alto, California
Groundwater Monitoring Report

Sampling Location	Date Sample Collected	Cas Number	1,2,4-Trimethyl benzene (µg/L)	1,2,4-Trichloro benzene (µg/L)	1,3,5-Trimethyl benzene (µg/L)	1,1,2,2-Tetra chloro ethane (µg/L)	Vinyl Chloride (µg/L)	Total Xylenes (µg/L)	Freon 113 (µg/L)	Methylene Chloride (µg/L)	MTBE (µg/L)	n-Butyl benzene (µg/L)	n-Propyl benzene (µg/L)	sec-Butyl benzene (µg/L)	Naphthalene (µg/L)	Tetra hydro furan (µg/L)	Total VOCs µg/L
			95-63-6	120-82-1	108-67-8	79-34-5	75-01-4	1330-20-7	76-13-1	75-09-2	1634-04-4	104-51-8	103-65-1	135-98-8	91-20-3	109-99-9	
RW-8A	13-Sep-00		<2.0	<2.0	<2.0	88.1	<2.0	<2.0	<2.0	<2.0	---	<2.0	<2.0	<2.0	<2.0	10.8	329.2
	23-Mar-01		<2.0	<2.0	<2.0	37.6	<2.0	---	<2.0	<2.0	---	<2.0	<2.0	<2.0	<2.0	---	87.41
	06-Sep-01		<2.0	<2.0	<2.0	20	<2.0	---	<2.0	<2.0	3	<2.0	<2.0	<2.0	<2.0	---	83.5
	04-Apr-02		<2.0	<2.0	<2.0	19	2.3	---	<2.0	<2.0	---	<2.0	<2.0	<2.0	<2.0	---	81.8
	25-Sep-02		---	<0.50	---	16	2.9	---	0.79	<0.50	---	---	---	---	---	---	91.75
dup	25-Sep-02		---	<0.50	---	13	1.8	---	<0.50	<0.50	---	---	---	---	---	---	65.89
	11-Mar-03		<1.0	<1.0	<1.0	170	<1.0	<1.0	<1.0	<1.0	3.8	<1.0	<1.0	<1.0	<1.0	---	372
	17-Sep-03		<0.50	<0.50	<0.50	4	1.7	<0.50	<0.50	<0.50	4.3	<0.50	<0.50	<0.50	<0.50	---	81.72
	17-Mar-04		<5.0	<5.0	<5.0	160	<5.0	<5.0	<5.0	<5.0	<5.0	<5.0	<5.0	<5.0	<5.0	---	331.5
	23-Jun-04		<0.50	<0.50	<0.50	140	1.3	<0.50	<0.50	<0.50	5.3	<0.50	<0.50	<0.50	<0.50	---	236.66
	29-Sep-04		<0.50	<0.50	<0.50	83	4.2	0.71	<0.50	<0.50	7.9	<0.50	<0.50	<0.50	<0.50	---	210.98
	28-Mar-05		<5.0	73	<5.0	77	280	<5.0	<5.0	<5.0	<5.0	19	<5.0	<5.0	<5.0	---	1,198.30
dup	07-Jun-05		<500	<500	<500	2,500	<500	---	<500	<500	---	<500	<500	<500	<500	---	33,390
	07-Jun-05		<500	<500	<500	2,300	<500	---	<500	<500	---	<500	<500	<500	<500	---	31,990
	19-Aug-05		<0.5	<0.5	<0.5	170	1	7.6	<10	<0.5	4.9	<0.5	<0.5	<0.5	<0.5	---	342.9
	29-Nov-05		<1.0	<1.0	<1.0	450	<1.0	<10	<20	<1.0	1.9	<1.0	<1.0	<1.0	<1.0	---	1,048.80
	24-Mar-06		<5.0	<5.0	<5.0	550	<5.0	<50	<100	<5.0	<5.0	<5.0	<5.0	<5.0	<5.0	---	1,688.80
	15-Jun-06		<0.5	<0.5	<0.5	810	0.62	3.4	2	<0.5	3.3	<0.5	<0.5	<0.5	<0.5	---	1,588.62
	23-Sep-06		<0.5	2	<0.5	26	92	<0.5	1.6	<0.5	5.8	0.53	3.9	<0.5	3.5	---	499.28
dup	05-Dec-06		<0.5	0.71	<0.5	1,200	16.1	1.9	3	<0.5	1.9	<0.5	<0.5	<0.5	0.69	---	1,918.11
	05-Dec-06		<0.5	0.69	<0.5	1,500	17.2	2	3.1	<0.5	2	<0.5	1.2	<0.5	0.77	---	2,260.38
	15-Mar-07		<5.0	<5.0	<5.0	7,100	<5.0	6	10	<5.0	<5.0	<5.0	<5.0	<5.0	<5.0	---	9,363
	18-Jun-07		<5.0	<10	<5.0	13,000	46	49	52	<5.0	<10	<10	<10	<5.0	<10	---	17,349.60
	27-Sep-07		<5.0	<10	<5.0	4,900	34	36	15	<5.0	13	13	13	<5.0	13	---	11,157.30
	11-Dec-07		<2.5	<2.5	<2.5	2,600	25	9.2	6.4	<2.5	4.1	4.1	4.1	<2.5	4.1	---	6,823.10
	18-Mar-08		<1.0	<1.0	<1.0	940	12.7	5.3	3.5	<1.0	<1.0	<1.0	<1.0	<1.0	<1.0	---	1,536.50
	25-Jun-08		<5.0	<5.0	<5.0	6,200	72 B	8.4	<10	<5.0	<5.0	<5.0	<5.0	<5.0	<5.0	---	7,469.90
	17-Sep-08		<2.5	<2.5	<2.5	3,900	18.9	24	12	<2.5	3.7	<2.5	<2.5	<2.5	<2.5	---	8,080.70
	17-Dec-08		<2.5	<2.5	<2.5	410	1.8	4.3	<5.0	<2.5	<2.5	<2.5	<2.5	<2.5	<2.5	---	1,383.90
	19-Mar-09		<25	<25	<25	8,200	19.5	25	<50	<25	<25	<25	<25	<25	<25	---	14,103
	24-Jun-09		<10	<10	<10	7,500	27	7.0 J	22	<10	<10	<10	<10	<10	<10	---	12,361.20
dup	24-Sep-09		<500	<500	<100	4,850	<200	---	<2,000	<500	<100	<500	<500	<500	<500	---	7,267.70
	24-Sep-09		<500	<500	<100	4,860	<200	---	<2,000	<500	<100	<500	<500	<500	<500	---	7,380.90
	16-Dec-09		<500	<500	<100	4,070	<200	<500	<2,000	<500	<100	<500	<500	<500	<500	---	7,779.70
	24-Mar-10		<500	<500	<100	4,930	<200	<500	<2,000	<500	<100	<500	<500	<500	<500	---	6,469.40
	23-Jun-10		<500	<500	<100	7,290	<200	<500	<2,000	<500	<100	<500	<500	<500	<500	---	9,313.40
	15-Sep-10		<250	<250	<50	2,240	<100	<250	<1,000	<250	<50	<250	<250	<250	<250	---	---
	15-Dec-10		<250	<250	<50	2,280	<100	<250	<1,000	<250	<50	<250	<250	<250	<250	---	3,476

US EPA ARCHIVE DOCUMENT

Appendix C
Groundwater and Surface Water Analytical Results
Former Romic Environmental Technologies Corporation
East Palo Alto, California
Groundwater Monitoring Report

Sampling Location	Date Sample Collected	Cas Number	1,2,4-Trimethyl benzene (µg/L)	1,2,4-Trichloro benzene (µg/L)	1,3,5-Trimethyl benzene (µg/L)	1,1,2,2-Tetra chloro ethane (µg/L)	Vinyl Chloride (µg/L)	Total Xylenes (µg/L)	Freon 113 (µg/L)	Methylene Chloride (µg/L)	MTBE (µg/L)	n-Butyl benzene (µg/L)	n-Propyl benzene (µg/L)	sec-Butyl benzene (µg/L)	Naphthalene (µg/L)	Tetra hydro furan (µg/L)	Total VOCs µg/L	
			95-63-6	120-82-1	108-67-8	79-34-5	75-01-4	1330-20-7	76-13-1	75-09-2	1634-04-4	104-51-8	103-65-1	135-98-8	91-20-3	109-99-9		
RW-9A	13-Sep-00		<6.66	<6.66	<6.66	<6.66	<6.66	<6.66	<6.66	<6.66	---	---	---	<6.66	---	<6.66	584.3	
	22-Mar-01		<6.66	<6.66	<6.66	<6.66	<6.66	---	<6.66	<6.66	---	---	---	<6.66	---	---	526.6	
	06-Sep-01		<4.0	<4.0	<4.0	<4.0	<10	---	<4.0	<4.0	4.9	4.9	4.9	<4.0	4.9	---	1,020.60	
	05-Apr-02		<10	<10	<10	<10	<10	---	<10	<10	---	---	---	<10	---	---	929	
	26-Sep-02		<25	<25	<25	<25	<25	---	35	<25	---	---	---	<25	---	---	878	
	12-Mar-03		<12	<12	<12	21	<12	<12	<12	<12	<12	<12	<12	<12	<12	<12	---	259
	17-Sep-03		<12	<12	<12	21	<12	<12	<12	<12	<12	<12	<12	<12	<12	<12	---	818
	17-Mar-04		<12	<12	<12	13	<12	<12	<12	<12	<12	<12	<12	<12	<12	<12	---	1,073
	30-Sep-04		<5.0	<5.0	<5.0	5.3	<5.0	<5.0	<5.0	<5.0	<5.0	<5.0	<5.0	<5.0	<5.0	<5.0	---	703
	29-Mar-05		<5.0	<5.0	<5.0	14	<5.0	<5.0	<5.0	<5.0	<5.0	<5.0	<5.0	<5.0	<5.0	<5.0	---	810.2
	18-Aug-05		<2.0	<2.0	<2.0	3.8	<2.0	<20	<40	<2.0	<2.0	<2.0	<2.0	<2.0	<2.0	<2.0	---	458.1
	24-Mar-06		<2.5	<2.5	<2.5	14	<2.5	<25	<50	<2.5	<2.5	<2.5	<2.5	<2.5	<2.5	<2.5	---	668.5
	22-Sep-06		<1.0	<1.0	<1.0	5.5	<2.0	<1.0	<2.0	<1.0	2	<1.0	<1.0	<1.0	<1.0	<1.0	---	516.5
	14-Mar-07		<5.0	<5.0	<5.0	13	<10	<5.0	<10	<5.0	<5.0	<5.0	<5.0	<5.0	<5.0	<5.0	---	678.6
	27-Sep-07		<0.50	<0.50	<0.50	11	<1.0	<0.50	<1.0	<0.50	2.7	<0.50	<0.50	<0.50	<0.50	<0.50	---	552.8
	19-Mar-08		<0.50	<0.50	<0.50	6.8	<1.0	<0.50	<1.0	<0.50	2.1	<0.50	<0.50	<0.50	<0.50	<0.50	---	565.25
	17-Sep-08		<0.50	<0.50	<0.50	10	<0.5	<0.50	<1.0	<0.50	2.2	<0.50	<0.50	<0.50	<0.50	<0.50	---	4,391.45
	20-Mar-09		<5.0	<5.0	<5.0	7.5	<0.5	---	<10	<5.0	---	<5.0	<5.0	<5.0	<5.0	<5.0	---	584.9
23-Mar-10		<13	<13	<2.5	23.3	<5.0	<13	<50	<13	2.0 J	<13	<13	<13	<13	<13	---	722.6	
14-Sep-10		<13	<13	<2.5	8.0	<5.0	<13	<50	<13	1.8 J	<13	<13	<13	<13	<13	---	---	

US EPA ARCHIVE DOCUMENT

Appendix C
Groundwater and Surface Water Analytical Results
Former Romic Environmental Technologies Corporation
East Palo Alto, California
Groundwater Monitoring Report

Sampling Location	Date Sample Collected	Cas Number	1,2,4-Trimethyl benzene (µg/L)	1,2,4-Trichloro benzene (µg/L)	1,3,5-Trimethyl benzene (µg/L)	1,1,2,2-Tetra chloro ethane (µg/L)	Vinyl Chloride (µg/L)	Total Xylenes (µg/L)	Freon 113 (µg/L)	Methylene Chloride (µg/L)	MTBE (µg/L)	n-Butyl benzene (µg/L)	n-Propyl benzene (µg/L)	sec-Butyl benzene (µg/L)	Naphthalene (µg/L)	Tetra hydro furan (µg/L)	Total VOCs µg/L
			95-63-6	120-82-1	108-67-8	79-34-5	75-01-4	1330-20-7	76-13-1	75-09-2	1634-04-4	104-51-8	103-65-1	135-98-8	91-20-3	109-99-9	
RW-10A	13-Sep-00		<40.0	<40.0	<40.0	969	204	<40.0	<40.0	<40.0	---	<40.0	<40.0	<40.0	<40.0	432	3,343.80
	13-Sep-00		<40.0	<40.0	<40.0	1,130	220.6	<40.0	<40.0	<40.0	---	<40.0	<40.0	<40.0	<40.0	502	3,654.80
dup	22-Mar-01		<20.0	<20.0	<20.0	754	613	---	134	<20.0	---	<20.0	<20.0	<20.0	<20.0	---	3,749
	06-Sep-01		<20	<20	<20	630	520	---	<20	<20	<20	<20	<20	<20	<20	---	3,170
dup	06-Sep-01		<2.0	6.1	<2.0	470	500	---	28	<2.0	14	<2.0	<2.0	<2.0	<2.0	---	3,109
	05-Apr-02		<100	<100	<100	440	470	---	<100	<100	---	<100	<100	<100	<100	---	4,890
dup	26-Sep-02		<50	<50	<50	410	330	---	79	<50	---	<50	<50	<50	<50	---	2,189
	12-Mar-03		<50	<50	<50	650	830	<50	670	<50	<50	<50	<50	<50	<50	---	5,522
dup	17-Sep-03		<25	<25	<25	500	620	<25	<25	<25	<25	<25	<25	<25	<25	---	3,241
	17-Mar-04		<100	<100	<100	650	310	<100	130	<100	<100	<100	<100	<100	<100	---	4,140
dup	23-Jun-04		<5.0	6.4	<5.0	350	650	<5.0	<10	<5.0	5.1	<5.0	<5.0	<5.0	<5.0	---	4,156.70
	30-Sep-04		<25	<25	<25	240	400	<25	<25	<25	<25	<25	<25	<25	<25	---	1,893
dup	30-Sep-04		<25	<25	<25	230	380	<25	<25	<25	<25	<25	<25	<25	<25	---	1,718
	29-Mar-05		<25	<25	<25	300	710	<25	<25	<25	<25	<25	<25	<25	<25	---	3,450
dup	08-Jun-05		<2.5	4.4	<2.5	240	420	---	<2.5	<2.5	---	<2.5	<2.5	<2.5	<2.5	---	1,862.40
	19-Aug-05		<8.3	<8.3	<8.3	230	480	<83	<170	<8.3	<8.3	<8.3	<8.3	<8.3	<8.3	---	2,467
dup	02-Dec-05		<3.6	5	<3.6	280	308	<36	<71	<3.6	6.5	<3.6	<3.6	<3.6	<3.6	---	1,604.50
	24-Mar-06		<13	<13	<13	220	400	<130	<250	<13	<13	<13	<13	<13	<13	---	4,783
dup	15-Jun-06		<0.50	<0.50	<0.50	25	219	<0.50	<0.50	<0.50	<0.50	<0.50	0.99	<0.50	0.77	---	846.08
	23-Sep-06		<1.0	11	<1.0	230	770	<1.0	2.2	<1.0	8.1	<1.0	5.8	<1.0	4.2	---	2,934.80
dup	05-Dec-06		<1.0	8.1	<1.0	190	440	<1.0	2.6	<1.0	8	<1.0	4.2	<1.0	2.4	---	1,851.30
	14-Mar-07		<5.0	8.2	<5.0	920	1,130	38	30	<5.0	6	<5.0	---	<1.0	<1.0	---	7,881.70
dup	18-Jun-07		<5.0	8.5	<5.0	100	890	3.8	30	<5.0	7.5	<5.0	4.5 J	<0.50	<0.50	---	3,275.70
	18-Jun-07		<0.5	9.2	<0.5	100	850	3.8	30	0.7	7.7	0.6	4	<0.5	3.6	---	3,429.40
dup	27-Sep-07		<0.50	11	<0.50	80	970	1	1	0.84	8.5	8.5	8.5	8.5	8.5	---	3,661.84
	11-Dec-07		<1.0	8.4	<1.0	130	630	<1.0	<2.0	<1.0	7.8	<1.0	<1.0	<0.50	<1.0	---	2,312.60
dup	11-Dec-07		<0.50	10	<0.50	220	700	<0.50	<1.0	<0.50	8	<0.50	<0.50	<0.50	<0.50	---	2,397.30
	19-Mar-08		<0.50	3.7	<0.50	130	188	0.91	<1.0	<0.50	5.2	<0.50	1.7	<0.50	0.79	---	1,835
dup	25-Jun-08		<5.0	<5.0	<5.0	140	172	<5.0	<10	<5.0	<5.0	<5.0	<5.0	<5.0	<5.0	---	805.1
	17-Sep-08		<5.0	7.0	<5.0	120	460	<5.0	<10	<5.0	6.3	<5.0	4.2	<5.0	<5.0	---	1,738.80
dup	16-Dec-08		<5.0	7.0	<5.0	58	760	<5.0	<10	<5.0	8.7	<5.0	3.2 J	<5.0	3.0 J	---	2,316.40
	20-Mar-09		<5.0	5.5	<5.0	170	340	---	<10	<5.0	---	<5.0	2.80 J	<5.0	<5.0	---	1,391.40
dup	24-Jun-09		<5.0	27	<5.0	110	1,890	<5.0	<10	<5.0	9.1	<5.0	16	<5.0	7.9	---	5,694.40
	24-Sep-09		<100	<100	<20	109	689	---	<400	<100	<20	<100	<100	<100	<100	---	2,483.30
dup	15-Dec-09		<200	<200	<40	79.5	1,780	<200	<800	<200	<40	<200	<200	<200	<200	---	4,845.60
	24-Mar-10		<200	<200	<40	23.2 J	1,450	230	<800	<200	<40	<200	<200	<200	<200	---	5,909.90
dup	23-Jun-10		<500	<500	<100	<100	2,310	<500	<2,000	<500	<100	<500	<500	<500	<500	---	8,088.90
	15-Sep-10		<500	<500	<100	<100	1,990	<500	<2,000	<500	<100	<500	<500	<500	<500	---	---
dup	15-Dec-10		<10	<10	<2.0	14.4	77.7	<10	<40	<10	3.9	<10	<10	<10	<10	---	390.38

US EPA ARCHIVE DOCUMENT

Appendix C
Groundwater and Surface Water Analytical Results
Former Romic Environmental Technologies Corporation
East Palo Alto, California
Groundwater Monitoring Report

Sampling Location	Date Sample Collected	Cas Number	1,2,4-Trimethyl benzene (µg/L)	1,2,4-Trichloro benzene (µg/L)	1,3,5-Trimethyl benzene (µg/L)	1,1,2,2-Tetra chloro ethane (µg/L)	Vinyl Chloride (µg/L)	Total Xylenes (µg/L)	Freon 113 (µg/L)	Methylene Chloride (µg/L)	MTBE (µg/L)	n-Butyl benzene (µg/L)	n-Propyl benzene (µg/L)	sec-Butyl benzene (µg/L)	Naphthalene (µg/L)	Tetra hydro furan (µg/L)	Total VOCs µg/L
			95-63-6	120-82-1	108-67-8	79-34-5	75-01-4	1330-20-7	76-13-1	75-09-2	1634-04-4	104-51-8	103-65-1	135-98-8	91-20-3	109-99-9	
RW-12A	13-Sep-00		<2.0	<2.0	<2.0	55.3	<2.0	<2.0	<2.0	<2.0	---	<2.0	<2.0	<2.0	<2.0	<2.0	235.29
	21-Mar-01		<5.0	<5.0	<5.0	80.8	<5.0	---	<5.0	<5.0	---	<5.0	<5.0	<5.0	<5.0	---	259.28
	06-Sep-01		<2.0	<2.0	<2.0	34	<2.0	---	<2.0	<2.0	5.5	<2.0	<2.0	<2.0	<2.0	---	167.9
	05-Apr-02		<2.0	<2.0	<2.0	29	<2.0	---	<2.0	<2.0	---	<2.0	<2.0	<2.0	<2.0	---	114.4
	25-Sep-02		<0.50	<0.50	<0.50	33	0.63	---	<0.50	<0.50	---	<0.50	<0.50	<0.50	<0.50	---	145.32
	11-Mar-03		<10	<10	<10	23	<10	<10	<10	<10	<10	<10	<10	<10	<10	---	65
	17-Sep-03		<2.5	<2.5	<2.5	58	<2.5	<2.5	<2.5	<2.5	6.7	<2.5	<2.5	<2.5	<2.5	---	177.6
	17-Mar-04		<2.5	<2.5	<2.5	37	<2.5	<2.5	<2.5	<2.5	4.8	<2.5	<2.5	<2.5	<2.5	---	95.4
	22-Jun-04		<10	<10	<10	46	<10	<10	<10	<10	<10	<10	<10	<10	<10	---	98
	22-Jun-04		<1.0	<1.0	<1.0	32	<1.0	<1.0	<1.0	<1.0	5.8	<1.0	<1.0	<1.0	<1.0	---	115.3
	29-Sep-04		<2.5	<2.5	<2.5	24	<2.5	<2.5	5.9	<2.5	7.7	<2.5	<2.5	<2.5	<2.5	---	99.5
	29-Mar-05		<2.5	<2.5	<2.5	38	<2.5	<2.5	<2.5	<2.5	5.3	<2.5	<2.5	<2.5	<2.5	---	96.2
dup	29-Mar-05		<2.5	<2.5	<2.5	32	<2.5	<2.5	<2.5	<2.5	5.8	<2.5	<2.5	<2.5	<2.5	---	90.3
	07-Jun-05		<2.5	<2.5	<2.5	21	<2.5	---	<2.5	<2.5	---	<2.5	<2.5	<2.5	<2.5	---	62
	18-Aug-05		<0.5	<0.5	<0.5	27	<0.5	<5.0	<10	<0.5	4.1	<0.5	<0.5	<0.5	<0.5	---	95.1
	29-Nov-05		<0.5	<0.5	<0.5	47	<0.5	<5.0	<10	<0.5	5.6	<0.5	<0.5	<0.5	<0.5	---	126.4
	23-Mar-06		<0.5	<0.5	<0.5	34	<0.5	<5.0	<10	<0.5	5.1	<0.5	<0.5	<0.5	<0.5	---	101.8
	15-Jun-06		<0.5	<0.5	<0.5	27	<1.0	<0.5	<0.5	<0.5	4.5	<0.5	<0.5	<0.5	<0.5	---	87.5
	23-Sep-06		<0.5	<0.5	<0.5	34	<1.0	<0.5	<1.0	<0.5	4.7	<0.5	<0.5	<0.5	<0.5	---	99.2
	05-Dec-06		<0.5	<0.5	<0.5	24	<1.0	<0.5	<1.0	<0.5	4.3	<0.5	<0.5	<0.5	<0.5	---	68.92
	15-Mar-07		<0.5	<0.5	<0.5	32	<1.0	<0.5	<1.0	<0.5	5	<0.5	<0.5	<0.5	<0.5	---	182.12
	18-Jun-07		<0.5	<0.5	<0.5	27	1.84	<0.5	<1.0	<0.5	7.5	<0.5	<0.5	<0.5	<0.5	---	109.64
	25-Sep-07		<0.50	<0.50	<0.50	33	<1.0	<0.50	<1.0	<0.50	5.2	<0.50	<0.50	<0.50	<0.50	---	110.2
dup	25-Sep-07		<0.50	<0.50	<0.50	32	<1.0	<0.50	<1.0	<0.50	5.6	<0.50	<0.50	<0.50	<0.50	---	109.01
	10-Dec-07		<0.50	<0.50	<0.50	21	<1.0	<0.50	<1.0	<0.50	4.9	<0.50	<0.50	<0.50	<0.50	---	84.65
	19-Mar-08		<0.50	<0.50	<0.50	19	<1.0	<0.50	<1.0	<0.50	4.7	<0.50	<0.50	<0.50	<0.50	---	164.14
	24-Jun-08		<0.50	<0.50	<0.50	13	<1.0	<0.50	<1.0	<0.50	4	<0.50	<0.50	<0.50	<0.50	---	110.27
dup	24-Jun-08		<0.50	<0.50	<0.50	15	<1.0	<0.50	<1.0	<0.50	4.3	<0.50	<0.50	<0.50	<0.50	---	154.42
	17-Sep-08		<5.0	<5.0	<5.0	15	<0.5	<5.0	<10	<5.0	<5.0	<5.0	<5.0	<5.0	<5.0	---	49.4
	15-Dec-08		<0.50	<0.50	<0.50	<0.50	<0.5	<0.50	<1.0	<0.50	<0.50	<0.50	<0.50	<0.50	<0.50	---	8.14
	17-Mar-09		<2.5	<2.5	<2.5	9.4	<0.5	<2.5	<5.0	<2.5	2.45 J	<2.5	<2.5	<2.5	<2.5	---	52.55
	23-Jun-09		<2.5	<2.5	<2.5	9.5	<0.5	<2.5	<5.0	<2.5	1.9 J	<2.5	<2.5	<2.5	<2.5	---	53.8
dup	23-Jun-09		<2.5	<2.5	<2.5	13	<0.5	<2.5	<5.0	<2.5	2.2 J	<2.5	<2.5	<2.5	<2.5	---	58.2
	23-Sep-09		<5.0	<5.0	<1.0	2.2	<2.0	---	<20	<5.0	<1.0	<5.0	<5.0	<5.0	<5.0	---	57.72
	23-Mar-10		<5.0	<5.0	<1.0	1.3	<2.0	<5.0	<20	<5.0	<1.0	<5.0	<5.0	<5.0	<5.0	---	8.16
	22-Jun-10		<5.0	<5.0	<1.0	0.73 J	<2.0	<5.0	<20	<5.0	<1.0	<5.0	<5.0	<5.0	<5.0	---	3.33
	14-Sep-10		<5.0	<5.0	<1.0	1.8	<2.0	<5.0	<20	<5.0	<1.0	<5.0	<5.0	<5.0	<5.0	---	---
	15-Dec-10		<5.0	<5.0	<1.0	2.4	<2.0	<5.0	<20	<5.0	<1.0	<5.0	<5.0	<5.0	<5.0	---	6.6

US EPA ARCHIVE DOCUMENT

Appendix C
Groundwater and Surface Water Analytical Results
Former Romic Environmental Technologies Corporation
East Palo Alto, California
Groundwater Monitoring Report

Sampling Location	Date Sample Collected	Cas Number	1,2,4-Trimethyl benzene (µg/L)	1,2,4-Trichloro benzene (µg/L)	1,3,5-Trimethyl benzene (µg/L)	1,1,2,2-Tetra chloro ethane (µg/L)	Vinyl Chloride (µg/L)	Total Xylenes (µg/L)	Freon 113 (µg/L)	Methylene Chloride (µg/L)	MTBE (µg/L)	n-Butyl benzene (µg/L)	n-Propyl benzene (µg/L)	sec-Butyl benzene (µg/L)	Naphthalene (µg/L)	Tetra hydro furan (µg/L)	Total VOCs µg/L
			95-63-6	120-82-1	108-67-8	79-34-5	75-01-4	1330-20-7	76-13-1	75-09-2	1634-04-4	104-51-8	103-65-1	135-98-8	91-20-3	109-99-9	
RW-13A	13-Sep-00		<6.66	<6.66	<6.66	162	<6.66	<6.66	<6.66	<6.66	---	<6.66	<6.66	<6.66	<6.66	<6.66	876.72
	23-Mar-01		<2.50	<2.50	<2.50	88.5	<2.50	---	<2.50	<2.50	---	<2.50	<2.50	<2.50	<2.50	---	492.11
dup	23-Mar-01		<5.00	<5.00	<5.00	85.8	<5.00	---	<5.00	<5.00	---	<5.00	<5.00	<5.00	<5.00	---	598.47
	06-Sep-01		<5.00	<2.0	<5.00	89	<2.0	---	2.4	<5.00	<2.0	<5.00	<5.00	<5.00	<5.00	---	112
	03-Apr-02		<5.00	<2.0	<5.00	30	<2.0	---	<2.0	<5.00	---	<5.00	<5.00	<5.00	<5.00	---	47.2
	25-Sep-02		<0.50	<0.50	<0.50	23	<0.50	---	<0.50	<0.50	---	<0.50	<0.50	<0.50	<0.50	---	29.43
	11-Mar-03		<1.0	<1.0	<1.0	12	<1.0	<1.0	<1.0	<1.0	<1.0	<1.0	<1.0	<1.0	<1.0	---	198.6
	17-Sep-03		<0.50	0.58	<0.50	11	<0.50	<0.50	<0.50	<0.50	0.69	<0.50	<0.50	<0.50	<0.50	---	16.84
	17-Mar-04		<0.50	<0.50	<0.50	<0.50	<0.50	<0.50	<0.50	<0.50	<0.50	<0.50	<0.50	<0.50	<0.50	---	0
	27-Sep-04		<0.50	0.61	<0.50	0.6	<0.50	<0.50	<0.50	<0.50	<0.50	<0.50	<0.50	<0.50	<0.50	---	2.08
	29-Mar-05		<0.50	0.61	<0.50	0.6	<0.50	<0.50	<0.50	<0.50	<0.50	<0.50	<0.50	<0.50	<0.50	---	14.08
dup	17-Aug-05		<0.5	<0.5	<0.5	1.6	<0.5	<5.0	<10	<0.5	<0.5	<0.5	<0.5	<0.5	<0.5	---	1.6
	17-Aug-05		<0.5	<0.5	<0.5	1.6	<0.5	<5.0	<10	<0.5	<0.5	<0.5	<0.5	<0.5	<0.5	---	2.8
	23-Sep-06		<0.5	<0.5	<0.5	48	<1.0	<0.5	<1.0	<0.5	0.84	<0.5	<0.5	<0.5	<0.5	---	83.34
	14-Mar-07		<0.5	<0.5	<0.5	<0.5	<1.0	<0.5	<1.0	<0.5	<0.5	<0.5	<0.5	<0.5	<0.5	---	0
	24-Sep-07		<0.50	<0.50	<0.50	14	<1.0	<0.50	<1.0	<0.50	<0.50	<0.50	<0.50	<0.50	<0.50	---	25.02
	18-Mar-08		<0.50	<0.50	<0.50	<0.50	<1.0	<0.50	<1.0	<0.50	<0.50	<0.50	<0.50	<0.50	<0.50	---	1.64
	16-Sep-08		<0.50	<0.50	<0.50	<0.50	<0.5	<0.50	<1.0	<0.50	<0.50	<0.50	<0.50	<0.50	<0.50	---	5.31
	17-Mar-09		<0.50	<0.50	<0.50	<0.50	<0.5	<0.50	<1.0	<0.50	<0.50	<0.50	<0.50	<0.50	<0.50	---	0.3
	22-Sep-09		<5.0	<5.0	<1.0	2.3	<2.0	---	<20	<5.0	<1.0	<5.0	<5.0	<5.0	<5.0	---	8.2
	23-Mar-10		<5.0	<5.0	<1.0	<1.0	<2.0	0.65 J	<20	<5.0	<1.0	<5.0	<5.0	<5.0	<5.0	---	2.14
	14-Sep-10		<5.0	<5.0	<1.0	0.39 J	<2.0	<5.0	<20	<5.0	<1.0	<5.0	<5.0	<5.0	<5.0	---	---
RW-14A	14-Sep-00		<2.0	<2.0	<2.0	<2.0	<2.0	<2.0	<2.0	<2.0	---	<2.0	<2.0	<2.0	<2.0	<2.0	0
	20-Mar-01		<2.0	<2.0	<2.0	<2.0	<2.0	---	<2.0	<2.0	---	<2.0	<2.0	<2.0	<2.0	---	0
	05-Sep-01		<2.0	<2.0	<2.0	<2.0	<2.0	<5.0	<2.0	<2.0	<2.0	<2.0	<2.0	<2.0	<2.0	---	0
dup	05-Sep-01		<2.0	<2.0	<2.0	<2.0	<2.0	<5.0	<2.0	<2.0	<2.0	<2.0	<2.0	<2.0	<2.0	---	0
	03-Apr-02		<2.0	<2.0	<2.0	<2.0	<2.0	---	<2.0	<2.0	---	<2.0	<2.0	<2.0	<2.0	---	0
	24-Sep-02		<0.50	<0.50	<0.50	<0.50	<0.50	---	<0.50	<0.50	---	<0.50	<0.50	<0.50	<0.50	---	0
	11-Mar-03		<0.50	<0.50	<0.50	<0.50	<0.50	<0.50	<0.50	<0.50	<0.50	<0.50	<0.50	<0.50	<0.50	---	0
	16-Sep-03		<0.50	<0.50	<0.50	<0.50	<0.50	<0.50	<0.50	<0.50	0.57	<0.50	<0.50	<0.50	<0.50	---	0.57
	30-Sep-04		<2.5	<2.5	<2.5	<2.5	<2.5	<2.5	<2.5	<2.5	<2.5	<2.5	<2.5	<2.5	<2.5	---	0
	17-Aug-05		<0.5	<0.5	<0.5	<0.5	<0.5	<5.0	<10	<0.5	<0.5	<0.5	<0.5	<0.5	<0.5	---	0
	22-Mar-06		<0.5	<0.5	<0.5	<0.5	<0.5	<5.0	<10	<0.5	<0.5	<0.5	<0.5	<0.5	<0.5	---	0
	21-Sep-06		<0.5	<0.5	<0.5	<0.5	<1.0	<0.5	<1.0	<0.5	<0.5	<0.5	<0.5	<0.5	<0.5	---	0
	24-Sep-07		<0.50	<0.50	<0.50	<0.50	<1.0	<0.50	<1.0	<0.50	<0.50	<0.50	<0.50	<0.50	<0.50	---	0
	15-Sep-08		<0.50	<0.50	<0.50	<0.50	<0.5	<0.50	<1.0	<0.50	<0.50	<0.50	<0.50	<0.50	<0.50	---	---
	21-Sep-09		<1.0	<2.0	<1.0	<1.0	---	---	<5.0	<1.0	<1.0	<1.0	<1.0	<1.0	<5.0	---	<ND
	13-Sep-10		<5.0	<5.0	<1.0	<1.0	<2.0	<5.0	<20	<5.0	<1.0	<5.0	<5.0	<5.0	<5.0	---	---

US EPA ARCHIVE DOCUMENT

Appendix C
Groundwater and Surface Water Analytical Results
Former Romic Environmental Technologies Corporation
East Palo Alto, California
Groundwater Monitoring Report

Sampling Location	Date Sample Collected	Cas Number	1,2,4-Trimethyl benzene (µg/L)	1,2,4-Trichloro benzene (µg/L)	1,3,5-Trimethyl benzene (µg/L)	1,1,2,2-Tetra chloro ethane (µg/L)	Vinyl Chloride (µg/L)	Total Xylenes (µg/L)	Freon 113 (µg/L)	Methylene Chloride (µg/L)	MTBE (µg/L)	n-Butyl benzene (µg/L)	n-Propyl benzene (µg/L)	sec-Butyl benzene (µg/L)	Naphthalene (µg/L)	Tetra hydro furan (µg/L)	Total VOCs µg/L
			95-63-6	120-82-1	108-67-8	79-34-5	75-01-4	1330-20-7	76-13-1	75-09-2	1634-04-4	104-51-8	103-65-1	135-98-8	91-20-3	109-99-9	
RW-15A dup	14-Sep-00		<28.6	<28.6	<28.6	<28.6	<28.6	<28.6	<28.6	<28.6	---	<28.6	<28.6	<28.6	<28.6	<28.6	1,326.50
	14-Sep-00		<28.6	<28.6	<28.6	<28.6	<28.6	<28.6	<28.6	<28.6	---	<28.6	<28.6	<28.6	<28.6	<28.6	1,449.80
dup	23-Mar-01		<16.7	<16.7	<16.7	<16.7	<16.7	---	<16.7	<16.7	---	<16.7	<16.7	<16.7	<16.7	---	1,125.30
	13-Jun-01		<40	<40	<40	<40	<40	---	<40	<40	---	<40	<40	<40	<40	---	1,149
	05-Sep-01		<5.0	<5.0	<5.0	<5.0	<5.0	<12	<5.0	<5.0	<5.0	<5.0	<5.0	<5.0	<5.0	---	988
	19-Dec-01		<20	<20	<20	<20	<20	<50	<20	<20	---	<20	<20	<20	<20	---	1,370
	08-Apr-02		<20	<20	<20	<20	<20	---	<20	<20	---	<20	<20	<20	<20	---	1,578
	08-Apr-02		<20	<20	<20	<20	<20	---	<20	<20	---	<20	<20	<20	<20	---	1,361
	12-Jun-02		<20	<20	<20	<20	<20	---	<20	<20	---	<20	<20	<20	<20	---	1,392
	26-Sep-02		<25	<25	<25	<25	<25	---	34	<25	---	<25	<25	<25	<25	---	1,148
	12-Mar-03		<25	<25	<25	<25	<25	<25	<25	<25	<25	<25	<25	<25	<25	---	1,430
	17-Jun-03		<25	<25	<25	<25	<25	<25	<25	<25	<25	<25	<25	<25	<25	---	1,930
	18-Sep-03		<25	<25	<25	<25	<25	<25	<25	<25	<25	<25	<25	<25	<25	---	1,070
	18-Dec-03		<25	<25	<25	<25	<25	<25	<25	<25	<25	<25	<25	<25	<25	---	1,537
	18-Mar-04		<5.0	<5.0	<5.0	16	<5.0	<5.0	<5.0	<5.0	13	<5.0	<5.0	<5.0	<5.0	---	184
	22-Jun-04		<25	<25	<25	<25	<25	<25	<25	<25	<25	<25	<25	<25	<25	---	1,200
	22-Jun-04		<10	<10	<10	<10	<10	<10	<10	<10	12	<10	<10	<10	<10	---	1,347
	29-Sep-04		<25	<25	<25	<25	<25	<25	61	<25	25	<25	<25	<25	<25	---	1,061
	20-Dec-04		<2.5	<2.5	<2.5	8	<2.5	<2.5	<2.5	<2.5	13	<2.5	<2.5	<2.5	<2.5	---	350
	29-Mar-05		<2.5	<2.5	<2.5	<2.5	<2.5	<2.5	<2.5	<2.5	11	<2.5	<2.5	<2.5	<2.5	---	281
	07-Jun-05		<5.0	<5.0	<5.0	<5.0	<5.0	---	<5.0	<5.0	---	<5.0	<5.0	<5.0	<5.0	---	0
	18-Aug-05		<0.5	<0.5	<0.5	17	<0.5	<5.0	<10	<0.5	9.1	<0.5	<0.5	<0.5	<0.5	---	34.4
	29-Nov-05		<0.5	<0.5	<0.5	95	<0.5	<5.0	<10	<0.5	11	<0.5	<0.5	<0.5	<0.5	---	198.7
	24-Mar-06		<0.5	<0.5	<0.5	5	0.5	<5.0	<10	<0.5	8.8	<0.5	<0.5	<0.5	<0.5	---	24.3
	14-Jun-06		<0.5	<0.5	<0.5	25	<1.0	<0.5	<0.5	<0.5	7.4	<0.5	<0.5	<0.5	<0.5	---	41.85
22-Sep-06		<0.5	<0.5	<0.5	97	<1.0	<0.5	<0.5	<0.5	8.6	<0.5	<0.5	<0.5	<0.5	---	136	
05-Dec-06		<0.5	<0.5	<0.5	110	<1.0	<0.5	<0.5	<0.5	10	<0.5	<0.5	<0.5	<0.5	---	196.1	
14-Mar-07		<0.5	<0.5	<0.5	22	<1.0	<0.5	<0.5	<0.5	6.4	<0.5	<0.5	<0.5	<0.5	---	28.4	
18-Jun-07		<0.5	<0.5	<0.5	150	<1.0	<0.5	<0.5	<0.5	9.1	<0.5	<0.5	<0.5	<0.5	---	182.31	
26-Sep-07		<0.50	<0.50	<0.50	46	<1.0	<0.50	<1.0	<0.50	6.7	<0.50	<0.50	<0.50	<0.50	---	61.3	
11-Dec-07		<0.50	<0.50	<0.50	<0.50	<1.0	<0.50	<1.0	<0.50	6.7	<0.50	<0.50	<0.50	<0.50	---	13.6	
20-Mar-08		<0.50 J	<0.50 J	<0.50 J	2.6 J	<1.0 J	<0.50 J	<1.0 J	<0.50 J	6.2 J	<0.50 J	<0.50 J	<0.50 J	<0.50 J	---	0	
16-Sep-08		<10	<10	<10	<10	<0.5	<10	<20	<10	5.4 J	<10	<10	<10	<10	---	230.4	
19-Mar-09		<5.0	<5.0	<5.0	<5.0	<0.5	<5.0	<10	<5.0	4.90 J	<5.0	<5.0	<5.0	<5.0	---	8.1	
22-Sep-09		<5.0	<5.0	<1.0	79.6	<2.0	---	<20	<5.0	6.1	<5.0	<5.0	<5.0	<5.0	---	149.56	
23-Mar-10		<5.0	<5.0	<1.0	3.6	<2.0	<5.0	<20	<5.0	5.7	<5.0	<5.0	<5.0	<5.0	---	13.98	
dup	23-Mar-10		<5.0	<5.0	<1.0	3.6	<2.0	<5.0	<20	5.8	<5.0	<5.0	<5.0	<5.0	---	13.95	
	14-Sep-10		<5.0	<5.0	<1.0	55.5	<2.0	<5.0	<20	7.3	<5.0	<5.0	<5.0	<5.0	---	---	

US EPA ARCHIVE DOCUMENT

Appendix C
Groundwater and Surface Water Analytical Results
Former Romic Environmental Technologies Corporation
East Palo Alto, California
Groundwater Monitoring Report

Sampling Location	Date Sample Collected	Cas Number	1,2,4-Trimethyl benzene (µg/L)	1,2,4-Trichloro benzene (µg/L)	1,3,5-Trimethyl benzene (µg/L)	1,1,2,2-Tetra chloro ethane (µg/L)	Vinyl Chloride (µg/L)	Total Xylenes (µg/L)	Freon 113 (µg/L)	Methylene Chloride (µg/L)	MTBE (µg/L)	n-Butyl benzene (µg/L)	n-Propyl benzene (µg/L)	sec-Butyl benzene (µg/L)	Naphthalene (µg/L)	Tetra hydro furan (µg/L)	Total VOCs µg/L
			95-63-6	120-82-1	108-67-8	79-34-5	75-01-4	1330-20-7	76-13-1	75-09-2	1634-04-4	104-51-8	103-65-1	135-98-8	91-20-3	109-99-9	
RW-16A	14-Sep-00		<6.66	<6.66	<6.66	81.3	<6.66	<6.66	<6.66	<6.66	---	<6.66	<6.66	<6.66	<6.66	<6.66	514.3
	21-Mar-01		<2.0	<2.0	<2.0	<2.0	<2.0	---	<2.0	<2.0	---	<2.0	<2.0	<2.0	<2.0	---	151.2
	06-Sep-01		<2.0	<2.0	<2.0	11	<2.0	---	<2.0	<2.0	12	<2.0	<2.0	<2.0	<2.0	---	52.2
	04-Apr-02		<2.0	<2.0	<2.0	19	<2.0	---	<2.0	<2.0	---	<2.0	<2.0	<2.0	<2.0	---	146.5
	25-Sep-02		<0.50	<0.50	<0.50	2.3	<0.50	---	<0.50	<0.50	---	<0.50	<0.50	<0.50	<0.50	---	28.2
	dup 25-Sep-02		<0.50	<0.50	<0.50	3.9	<0.50	---	<0.50	<0.50	---	<0.50	<0.50	<0.50	<0.50	---	44.5
	15-Sep-08		<0.50	<0.50	<0.50	15	<0.5	<0.50	<1.0	<0.50	9.9	<0.50	<0.50	<0.50	<0.50	---	33.25
	17-Mar-09		<0.50	<0.50	<0.50	<0.50	<0.5	<0.50	<1.0	<0.50	<0.50	<0.50	<0.50	<0.50	<0.50	---	---
	23-Sep-09		<5.0	<5.0	<1.0	<1.0	<2.0	---	<20	<5.0	<1.0	<5.0	<5.0	<5.0	<5.0	---	<ND
	22-Mar-10		<5.0	<5.0	<1.0	50.7	<2.0	<5.0	<20	<5.0	<1.0	<5.0	<5.0	<5.0	<5.0	---	126.04
13-Sep-10		<5.0	<5.0	<1.0	23.7	<2.0	<5.0	<20	<5.0	2.4	<5.0	<5.0	<5.0	<5.0	---	---	
RW-18A	13-Sep-00		<2.0	<2.0	<2.0	<2.0	<2.0	<2.0	<2.0	<2.0	---	<2.0	<2.0	<2.0	<2.0	<2.0	0
	20-Mar-01		<2.0	<2.0	<2.0	<2.0	<2.0	---	<2.0	<2.0	---	<2.0	<2.0	<2.0	<2.0	---	0
	05-Sep-01		<2.0	<2.0	<2.0	<2.0	<2.0	<5.0	<2.0	<2.0	<2.0	<2.0	<2.0	<2.0	<2.0	---	0
	03-Apr-02		<2.0	<2.0	<2.0	<2.0	<2.0	---	<2.0	<2.0	---	<2.0	<2.0	<2.0	<2.0	---	0
	24-Sep-02		<0.50	<0.50	<0.50	<0.50	<0.50	---	<0.50	<0.50	---	<0.50	<0.50	<0.50	<0.50	---	0
	11-Mar-03		<2.5	<2.5	<2.5	<2.5	<2.5	<2.5	<2.5	<2.5	<2.5	<2.5	<2.5	<2.5	<2.5	---	0
	16-Sep-03		<0.50	<0.50	<0.50	<0.50	<0.50	<0.50	<0.50	<0.50	<0.50	<0.50	<0.50	<0.50	<0.50	---	0
	27-Sep-04		<0.50	<0.50	<0.50	<0.50	<0.50	<0.50	<0.50	<0.50	<0.50	<0.50	<0.50	<0.50	<0.50	---	0
	17-Aug-05		<0.5	<0.5	<0.5	<0.5	<0.5	<5.0	<10	<0.5	<0.5	<0.5	<0.5	<0.5	<0.5	---	0
	22-Mar-06		<0.5	<0.5	<0.5	<0.5	<0.5	<5.0	<10	<0.5	<0.5	<0.5	<0.5	<0.5	<0.5	---	0
	23-Sep-06		<0.5	<0.5	<0.5	<0.5	<1.0	<0.5	<1.0	<0.5	<0.5	<0.5	<0.5	<0.5	<0.5	---	0
	24-Sep-07		<0.50	<0.50	<0.50	<0.50	<1.0	<0.50	<1.0	<0.50	<0.50	<0.50	<0.50	<0.50	<0.50	---	0
	15-Sep-08		<5.0	<5.0	<5.0	<5.0	<0.5	<5.0	<10	<5.0	<5.0	<5.0	<5.0	<5.0	<5.0	---	---
21-Sep-09		<5.0	<5.0	<1.0	<1.0	<2.0	---	<20	<5.0	<1.0	<5.0	<5.0	<5.0	<5.0	---	<ND	
13-Sep-10		<5.0	<5.0	<1.0	<1.0	<2.0	<5.0	<20	<5.0	<1.0	<5.0	<5.0	<5.0	<5.0	---	---	
RW-19A	14-Sep-00		<2.0	<2.0	<2.0	<2.0	<2.0	<2.0	<2.0	<2.0	---	<2.0	<2.0	<2.0	<2.0	<2.0	0
	05-Dec-00		<2.0	<2.0	<2.0	<2.0	<2.0	<2.0	<2.0	<2.0	---	<2.0	<2.0	<2.0	<2.0	<2.0	0
	22-Mar-01		<2.0	<2.0	<2.0	<2.0	<2.0	---	<2.0	<2.0	---	<2.0	<2.0	<2.0	<2.0	---	0
	15-Jun-01		<2.0	<2.0	<2.0	<2.0	<2.0	---	<2.0	<2.0	---	<2.0	<2.0	<2.0	<2.0	---	0
	05-Sep-01		<2.0	<2.0	<2.0	<2.0	<2.0	<5.0	<2.0	<2.0	<2.0	<2.0	<2.0	<2.0	<2.0	---	0
	18-Dec-01		<2.0	<2.0	<2.0	<2.0	<2.0	<5.0	<2.0	<2.0	---	<2.0	<2.0	<2.0	<2.0	---	0
	05-Apr-02		<2.0	<2.0	<2.0	<2.0	<2.0	---	<2.0	<2.0	---	<2.0	<2.0	<2.0	<2.0	---	0
	10-Jun-02		<2.0	<2.0	<2.0	<2.0	<2.0	---	<2.0	<2.0	---	<2.0	<2.0	<2.0	<2.0	---	0
	25-Sep-02		<0.50	<0.50	<0.50	<0.50	<0.50	---	<0.50	<0.50	---	<0.50	<0.50	<0.50	<0.50	---	0
	02-Jan-03		<0.50	<0.50	<0.50	<0.50	<0.50	<0.50	<0.50	<0.50	<0.50	<0.50	<0.50	<0.50	<0.50	---	0
	12-Mar-03		<0.50	<0.50	<0.50	<0.50	<0.50	<0.50	<0.50	<0.50	<0.50	<0.50	<0.50	<0.50	<0.50	---	0
	18-Sep-03		<0.50	<0.50	<0.50	<0.50	<0.50	<0.50	<0.50	<0.50	<0.50	<0.50	<0.50	<0.50	<0.50	---	0
	27-Sep-04		<0.50	<0.50	<0.50	<0.50	<0.50	<0.50	<0.50	<0.50	<0.50	<0.50	<0.50	<0.50	<0.50	---	0
	19-Aug-05		<0.5	<0.5	<0.5	<0.5	<0.5	<5.0	<10	<0.5	<0.5	<0.5	<0.5	<0.5	<0.5	---	0
	22-Mar-06		<0.5	<0.5	<0.5	<0.5	<0.5	0.6	<5.0	<10	<0.5	<0.5	<0.5	<0.5	<0.5	---	7.6
22-Sep-06		<0.5	<0.5	<0.5	<0.5	<0.5	<1.0	<0.5	<1.0	<0.5	<0.5	<0.5	<0.5	<0.5	---	0	
26-Sep-07		<0.50	<0.50	<0.50	<0.50	<1.0	<0.50	<1.0	<0.50	<0.50	<0.50	<0.50	<0.50	<0.50	---	0	
16-Sep-08		<0.50	<0.50	<0.50	<0.50	<0.5	<0.50	<1.0	<0.50	<0.50	<0.50	<0.50	<0.50	<0.50	---	---	

US EPA ARCHIVE DOCUMENT

Appendix C
Groundwater and Surface Water Analytical Results
Former Romic Environmental Technologies Corporation
East Palo Alto, California
Groundwater Monitoring Report

Sampling Location	Date Sample Collected	Cas Number	1,2,4-Trimethyl benzene (µg/L)	1,2,4-Trichloro benzene (µg/L)	1,3,5-Trimethyl benzene (µg/L)	1,1,2,2-Tetra chloro ethane (µg/L)	Vinyl Chloride (µg/L)	Total Xylenes (µg/L)	Freon 113 (µg/L)	Methylene Chloride (µg/L)	MTBE (µg/L)	n-Butyl benzene (µg/L)	n-Propyl benzene (µg/L)	sec-Butyl benzene (µg/L)	Naphthalene (µg/L)	Tetra hydro furan (µg/L)	Total VOCs µg/L
			95-63-6	120-82-1	108-67-8	79-34-5	75-01-4	1330-20-7	76-13-1	75-09-2	1634-04-4	104-51-8	103-65-1	135-98-8	91-20-3	109-99-9	
RW-26A	23-Mar-01		<20.0	<20.0	<20.0	<20.0	<20.0	---	<20.0	<20.0	---	<20.0	<20.0	<20.0	<20.0	---	1,366
	13-Jun-01		<29	<29	<29	<29	<29	---	<29	<29	---	<29	<29	<29	<29	---	1,620
	05-Sep-01		<5.0	<5.0	<5.0	<5.0	<5.0	<12	<5.0	<5.0	<5.0	<5.0	<5.0	<5.0	<5.0	---	1,850
	19-Dec-01		<20	<20	<20	<20	<20	<40	<20	<20	---	<20	<20	<20	<20	---	1,530
	08-Apr-02		<29	<29	<29	<29	<29	---	<29	<29	---	<29	<29	<29	<29	---	1,720
	12-Jun-02		<25	<25	<25	<25	<25	---	<25	<25	---	<25	<25	<25	<25	---	1,570
	26-Sep-02		<25	<25	<25	34	<25	---	33	<25	---	<25	<25	<25	<25	---	1,497
	26-Sep-02		<25	<25	<25	34	<25	---	33	<25	---	<25	<25	<25	<25	---	1,497
	12-Mar-03		<12	<12	<12	21	<12	<12	<12	<12	22	<12	<12	<12	<12	---	1,231
	17-Jun-03		<25	<25	<25	40	<25	---	<25	<25	<25	<25	<25	<25	<25	---	1,497
	18-Sep-03		<25	<25	<25	47	<25	<25	<25	<25	<25	<25	<25	<25	<25	---	764
	18-Dec-03		<12	<12	<12	78	<12	<12	<12	<12	17	<12	<12	<12	<12	---	1,059
	18-Mar-04		<50	<50	<50	85	<50	<50	<50	<50	<50	<50	<50	<50	<50	---	595
dup	18-Mar-04		<50	<50	<50	85	<50	<50	<50	<50	<50	<50	<50	<50	<50	---	595
dup	23-Jun-04		<0.50	<0.50	<0.50	85	<0.50	<0.50	<0.50	<0.50	19	<0.50	<0.50	<0.50	<0.50	---	527.52
dup	23-Jun-04		<0.50	<0.50	<0.50	85	<0.50	<0.50	<0.50	<0.50	20	<0.50	<0.50	<0.50	<0.50	---	509.4
	29-Sep-04		<25	<25	<25	190	<25	<25	63	<25	<25	<25	<25	<25	<25	---	693
	29-Sep-04		<25	<25	<25	190	<25	<25	<25	<25	<25	<25	<25	<25	<25	---	630
	20-Dec-04		<75	<75	<75	<75	<75	<75	<75	<75	<75	<75	<75	<75	<75	---	5,988
	29-Mar-05		<2.5	<2.5	<2.5	22	<2.5	<2.5	<2.5	<2.5	10	<2.5	<2.5	<2.5	<2.5	---	51.5
	07-Jun-05		<500	<500	<500	<500	<500	---	<500	<500	---	<500	<500	<500	<500	---	0
	17-Aug-05		<13	<13	<13	<13	<13	<130	<250	<13	<13	<13	<13	<13	<13	---	2,500
	01-Dec-05		<1.3	<1.3	<1.3	6.3	<1.3	<13	<25	<1.3	11	<1.3	<1.3	<1.3	<1.3	---	215.8
	24-Mar-06		<0.5	<0.5	<0.5	8.9	<0.5	<5.0	<10	<0.5	9.1	<0.5	<0.5	<0.5	<0.5	---	26.5
	15-Jun-06		<0.5	<0.5	<0.5	38	<1.0	<0.5	<0.5	<0.5	7.5	<0.5	<0.5	<0.5	<0.5	---	63.6
	22-Sep-06		<5.0	<5.0	<5.0	<5.0	<10	<5.0	<5.0	<5.0	5.8	<5.0	<5.0	<5.0	<5.0	---	45.3
	05-Dec-06		<5.0	<5.0	<5.0	33	<10	<5.0	<5.0	<5.0	8.5	<5.0	<5.0	<5.0	<5.0	---	55.5
	14-Mar-07		<5.0	<5.0	<5.0	6.3	<10	<5.0	<5.0	<5.0	<5.0	<5.0	<5.0	<5.0	<5.0	---	6.3
	18-Jun-07		<5.0	<5.0	<5.0	<5.0	<10	<5.0	<5.0	<5.0	7.8	<5.0	<5.0	<5.0	<5.0	---	7.8
	26-Sep-07		<0.50	<0.50	<0.50	<0.50	<1.0	<0.50	<1.0	<0.50	6.7	<0.50	<0.50	<0.50	<0.50	---	1,213.40
	10-Dec-07		<5.0	<5.0	<5.0	<5.0	<10	<5.0	<10	<5.0	8.2	<5.0	<5.0	<5.0	<5.0	---	8.2
	20-Mar-08		---	---	---	---	---	---	---	---	---	---	---	---	---	---	0
	23-Jun-08		<0.50	<0.50	<0.50	<0.50	<1.0	<0.50	<1.0	<0.50	7.8	<0.50	<0.50	<0.50	<0.50	---	366
	16-Sep-08		<10	<10	<10	<10	<0.5	<10	<20	<10	8.2 J	<10	<10	<10	<10	---	17.6
	15-Dec-08		<10	<10	<10	<10	<0.5	<10	<20	<10	<10	<10	<10	<10	<10	---	---
	16-Mar-09		<5.0	<5.0	<5.0	<5.0	<0.5	<5.0	<10	<5.0	7.0	<5.0	<5.0	<5.0	<5.0	---	10.6
	22-Jun-09		<5.0	<5.0	<5.0	<5.0	<0.5	<5.0	<10	<5.0	4.4 J	<5.0	<5.0	<5.0	<5.0	---	12.2
	22-Sep-09		<5.0 /UJ	<5.0 /UJ	<1.0 /UJ	0.66 J	<2.0 /UJ	---	<20 /UJ	<5.0 /UJ	5.0 /J	<5.0 /UJ	<5.0 /UJ	<5.0 /UJ	<5.0 /UJ	---	10.45 /J
	14-Dec-09		<5.0	<5.0	<1.0	3.3	<2.0	<5.0	<20	<5.0	5.7	<5.0	<5.0	<5.0	<5.0	---	15.69
	23-Mar-10		<5.0	<5.0	<1.0	5.5	<2.0	<5.0	<20	<5.0	6.2	<5.0	<5.0	<5.0	<5.0	---	16.51
	21-Jun-10		<5.0	<5.0	<1.0	2.3	<2.0	<5.0	<20	<5.0	6.7	<5.0	<5.0	<5.0	<5.0	---	13.07
	14-Sep-10		<5.0	<5.0	<1.0	1.5	<2.0	<5.0	<20	<5.0	5.8	<5.0	<5.0	<5.0	<5.0	---	---
	14-Dec-10		<5.0	<5.0	<1.0	16.0	<2.0	<5.0	<20	<5.0	7.5	<5.0	<5.0	<5.0	<5.0	---	31.16

US EPA ARCHIVE DOCUMENT

Appendix C
Groundwater and Surface Water Analytical Results
Former Romic Environmental Technologies Corporation
East Palo Alto, California
Groundwater Monitoring Report

Sampling Location	Date Sample Collected	Cas Number	1,2,4-Trimethyl benzene (µg/L)	1,2,4-Trichloro benzene (µg/L)	1,3,5-Trimethyl benzene (µg/L)	1,1,2,2-Tetra chloro ethane (µg/L)	Vinyl Chloride (µg/L)	Total Xylenes (µg/L)	Freon 113 (µg/L)	Methylene Chloride (µg/L)	MTBE (µg/L)	n-Butyl benzene (µg/L)	n-Propyl benzene (µg/L)	sec-Butyl benzene (µg/L)	Naphthalene (µg/L)	Tetra hydro furan (µg/L)	Total VOCs µg/L	
			95-63-6	120-82-1	108-67-8	79-34-5	75-01-4	1330-20-7	76-13-1	75-09-2	1634-04-4	104-51-8	103-65-1	135-98-8	91-20-3	109-99-9		
RW-27A	23-Mar-01		<20.0	<20.0	<20.0	<20.0	<20.0	---	<20.0	<20.0	---	<20.0	<20.0	<20.0	<20.0	---	2,370	
	13-Jun-01		<25	<25	<25	<25	<25	---	<25	<25	---	<25	<25	<25	<25	---	2,430	
	05-Sep-01		<5.0	<5.0	<5.0	<5.0	<5.0	<12	<5.0	<5.0	<5.0	<5.0	<5.0	<5.0	<5.0	---	2,587.80	
	19-Dec-01		<25	<25	<25	<25	<25	<62	<25	<25	---	<25	<25	<25	<25	---	2,660	
	08-Apr-02		<25	<25	<25	<25	<25	---	<25	<25	---	<25	<25	<25	<25	---	2,450	
	12-Jun-02		<50	<50	<50	<50	<50	---	<50	<50	---	<50	<50	<50	<50	---	2,200	
	26-Sep-02		<50	<50	<50	<50	<50	---	57	<50	<50	---	<50	<50	<50	<50	---	2,007
	dup 26-Sep-02		<250	<250	<250	<250	<250	---	260	<250	<250	---	<250	<250	<250	<250	---	1,360
	12-Mar-03		<25	<25	<25	48	<25	<25	<25	<25	<25	<25	<25	<25	<25	<25	---	1,873
	17-Jun-03		<25	<25	<25	110	<25	---	<25	<25	<25	<25	<25	<25	<25	<25	---	2,140
dup	18-Sep-03		<25	<25	<25	79	<25	<25	<25	<25	<25	<25	<25	<25	<25	---	996	
	18-Dec-03		<5.0	<5.0	<5.0	53	<5.0	<5.0	<5.0	<5.0	18	<5.0	<5.0	7.4	<5.0	---	506.8	
	dup 18-Dec-03		<5.0	<5.0	<5.0	42	<5.0	<5.0	<5.0	<5.0	16	<5.0	<5.0	<5.0	<5.0	---	505.6	
	18-Mar-04		<2.5	<2.5	<2.5	46	<2.5	<2.5	<2.5	<2.5	12	<2.5	<2.5	<2.5	<2.5	---	101.2	
	23-Jun-04		<0.50	<0.50	<0.50	55	<0.50	<0.50	<0.50	<0.50	7.2	<0.50	<0.50	<0.50	<0.50	---	798.94	
	29-Sep-04		<25	<25	<25	27	<25	<25	38	<25	<25	<25	<25	<25	<25	---	1,122	
	21-Dec-04		<7.5	<7.5	<7.5	28	<7.5	<7.5	<7.5	<7.5	12	<7.5	<7.5	<7.5	<7.5	---	1,020.30	
	dup 21-Dec-04		<7.5	<7.5	<7.5	29	<7.5	<7.5	<7.5	<7.5	12	<7.5	<7.5	<7.5	<7.5	---	1,063.10	
	29-Mar-05		<5.0	<5.0	<5.0	32	<5.0	<5.0	<5.0	<5.0	8.2	<5.0	<5.0	<5.0	<5.0	---	574.5	
	dup 29-Mar-05		<5.0	<5.0	<5.0	29	<5.0	<5.0	<5.0	<5.0	8.2	<5.0	<5.0	<5.0	<5.0	---	570.3	
dup	07-Jun-05		<5.0	<5.0	<5.0	<5.0	<5.0	---	<5.0	<5.0	---	<5.0	<5.0	<5.0	<5.0	---	914	
	18-Aug-05		<4.2	<4.2	<4.2	64	<4.2	<42	<83	<4.2	5.2	<4.2	<4.2	<4.2	<4.2	---	773.9	
	30-Nov-05		<1.3	<1.3	<1.3	53	<1.3	<13	<25	<1.3	4.2	<1.3	<1.3	<1.3	<1.3	---	424.1	
	24-Mar-06		<10	<10	<10	73	<10	<100	<200	<10	13	<10	<10	<10	<10	---	2,212	
	15-Jun-06		<0.5	<0.5	<0.5	400	<1.0	<0.5	<0.5	<0.5	11	<0.5	<0.5	<0.5	<0.5	---	3,932.20	
	22-Sep-06		<5.0	<5.0	<5.0	180	<10	<5.0	<5.0	<5.0	<5.0	<5.0	<5.0	<5.0	<5.0	---	1,872.90	
	dup 22-Sep-06		<1.0	<1.0	<1.0	190	<2.0	<1.0	<2.0	<1.0	4.5	<1.0	<1.0	<1.0	<1.0	---	1,898.90	
	05-Dec-06		<5.0	<5.0	<5.0	53	<10	<5.0	<10	<5.0	7.9	<5.0	<5.0	<5.0	<5.0	---	1,313.20	
	14-Mar-07		<5.0	<5.0	<5.0	120	<10	<5.0	<10	<5.0	<5.0	<5.0	<5.0	<5.0	<5.0	---	788.8	
	18-Jun-07		<2.5	<2.5	<2.5	41	<5.0	<2.5	<5.0	<2.5	2.9	<2.5	<2.5	<2.5	<2.5	---	786.9	
dup	26-Sep-07		<0.50	<0.50	<0.50	48	<1.0	<0.50	<1.0	<0.50	7.2	<0.50	<0.50	<0.50	<0.50	---	1,515.50	
	11-Dec-07		<0.50	<0.50	<0.50	37	<1.0	<0.50	<1.0	<0.50	5.3	<0.50	<0.50	<0.50	<0.50	---	1,220.70	
	19-Mar-08		---	---	---	---	---	---	---	---	---	---	---	---	---	---	0	
	24-Jun-08		<0.50	<0.50	<0.50	22	<1.0	<0.50	<1.0	<0.50	1.6	<0.50	<0.50	<0.50	<0.50	---	570.9	
	17-Sep-08		<0.50	<0.50	<0.50	33	<0.5	<0.50	<1.0	<0.50	7.5	<0.50	<0.50	<0.50	<0.50	---	1,527.07	
	16-Dec-08		<5.0	<5.0	<5.0	12	<0.5	<5.0	<10	<5.0	5.5	<5.0	<5.0	<5.0	<5.0	---	1,237.30	
	19-Mar-09		<1.0	<1.0	<1.0	100	<0.5	<1.0	<2.0	<1.0	11	<1.0	<1.0	<1.0	<1.0	---	1,154.98	
	24-Jun-09		<1.0	<1.0	<1.0	260	<0.5	<1.0	<2.0	<1.0	18	<1.0	<1.0	<1.0	<1.0	---	2,179.02	
	24-Sep-09		<50	<50	<10	18.0	<20	---	<200	<50	5.0 J	<50	<50	<50	<50	---	1,459.20	
	dup 24-Sep-09		<50	<50	<10	20.0	<20	---	<200	<50	5.4 J	<50	<50	<50	<50	---	1,711.50	
dup	16-Dec-09		<83	<83	<17	14.6 J	<33	<83	<330	<83	<17	<83	<83	<83	<83	---	1,354.10	
	24-Mar-10		<100	<100	<20	410	<40	<100	<400	<100	14.0 J	<100	<100	<100	<100	---	2,479.30	
	23-Jun-10		<100	<100	<20	384	<40	<100	<400	<100	10.8 J	<100	<100	<100	<100	---	2,583.30	
	15-Sep-10		<100	<100	<20	92.3	<40	<100	<400	<100	15.4 J	<100	<100	<100	<100	---	---	
	15-Dec-10		<100	<100	<20	75.6	<40	<100	<400	<100	13.5 J	<100	<100	<100	<100	---	2,670.50	

US EPA ARCHIVE DOCUMENT

Appendix C
Groundwater and Surface Water Analytical Results
Former Romic Environmental Technologies Corporation
East Palo Alto, California
Groundwater Monitoring Report

Sampling Location	Date Sample Collected	Cas Number	1,2,4-Trimethyl benzene (µg/L)	1,2,4-Trichloro benzene (µg/L)	1,3,5-Trimethyl benzene (µg/L)	1,1,2,2-Tetra chloro ethane (µg/L)	Vinyl Chloride (µg/L)	Total Xylenes (µg/L)	Freon 113 (µg/L)	Methylene Chloride (µg/L)	MTBE (µg/L)	n-Butyl benzene (µg/L)	n-Propyl benzene (µg/L)	sec-Butyl benzene (µg/L)	Naphthalene (µg/L)	Tetra hydro furan (µg/L)	Total VOCs µg/L	
			95-63-6	120-82-1	108-67-8	79-34-5	75-01-4	1330-20-7	76-13-1	75-09-2	1634-04-4	104-51-8	103-65-1	135-98-8	91-20-3	109-99-9		
RW-28A	19-Oct-06		<100	<100	<100	78,000	13,600	2,800	9,100	<100	<100	<100	<100	<100	140	---	558,860	
	04-Dec-06		<250	<250	<250	210,000	21,800	7,600	18,000	<250	<250	<250	<250	<250	<250	---	815,180	
	15-Mar-07		<0.50	67	<0.50	390	1,960	1,600	13	5	<0.50	3.3	11	<0.50	11	---	31,667.30	
	20-Jun-07		<50	<50	<50	3,800	990	690	<100	<50	<50	<50	<50	<50	<50	---	26,993	
	27-Sep-07		<50	<50	<50	6,500	930	490	<100	<50	<50	<50	<50	<50	<50	---	32,034	
	12-Dec-07		<5.0	5.5	<5.0	2,500	500	210	28	<5.0	<5.0	<5.0	<5.0	<5.0	<5.0	---	17,219.50	
	19-Mar-08		<0.50	11	<0.50	3,800	690	260	13	8	<0.50	5.4	12	<0.50	19	---	25,357.70	
	25-Jun-08		<5.0	<5.0	<5.0	3,100	390	150	<10	4.3 J	<5.0	4.8 J	8.4	<5.0	19	---	18,098.60	
	18-Sep-08		<25	<25	<25	4,700	580	210	<50	<25	<25	<25	<25	<25	16 J	---	24,941	
	17-Dec-08		<10	<10	<10	1,600	440	120	<20	<10	<10	<10	6.6 J	<10	8.6 J	---	12,753.60	
	20-Mar-09		<10	5.40 J	<10	1,900	430	---	<20	<10	---	6.40 J	9.20 J	<10	16	---	14,375.20	
	dup	20-Mar-09		<10	6.00 J	<10	1,900	480	---	<20	<10	---	5.60 J	10	<10	18	---	15,003
	dup	24-Jun-09		<5.0	7.9	<5.0	5,300	550	120	17	<5.0	<5.0	5.6	9.7	<5.0	23	---	25,539.40
	dup	25-Sep-09		<500	<500	<100	1,300	460	---	<2,000	<500	<100	<500	<500	<500	<500	---	12,630.60
dup	16-Dec-09		<630	<630	<130	2,790	522	<630	<2,500	<630	<130	<630	<630	<630	<630	---	18,213.60	
dup	26-Mar-10		<1,000	<1,000	<200	19,000	656	163 J	<4,000	<1,000	<200	<1,000	<1,000	<1,000	<1,000	---	52,418	
dup	23-Jun-10		<1,000	<1,000	<200	5,260	511	102 J	<4,000	<1,000	<200	<1,000	<1,000	<1,000	<1,000	---	26,615.20	
dup	15-Sep-10		<1,000	<1,000	<200	3,280	485	<1,000	<4,000	<1,000	<200	<1,000	<1,000	<1,000	<1,000	---	---	
dup	15-Sep-10		<1,000	<1,000	<200	3,330	483	<1,000	<4,000	<1,000	<200	<1,000	<1,000	<1,000	<1,000	---	---	
dup	15-Dec-10		<500	<500	<100	1,850	321	55.1 J	<2,000	<500	<100	<500	<500	<500	<500	---	12,670	
RW-29A	26-Sep-07		<0.50	<0.50	<0.50	46	16	<0.50	<1.0	<0.50	<0.50	<0.50	<0.50	<0.50	1.5	---	149.11	
	10-Dec-07		<5.0	<5.0	<5.0	12	<10	<5.0	10	<5.0	<5.0	<5.0	<5.0	<5.0	<5.0	---	64	
	18-Mar-08		<0.50	<0.50	<0.50	5.6	4.8	<0.50	<1.0	<0.50	<0.50	<0.50	<0.50	<0.50	2.8	---	30.48	
	23-Jun-08		<0.50	<0.50	<0.50	<0.50	3.6	<0.50	<10	<0.50	<0.50	<0.50	<0.50	<0.50	1.7	---	24.84	
	17-Sep-08		<5.0	<5.0	<5.0	<5.0	<0.5	<5.0	<10	<5.0	<5.0	<5.0	<5.0	<5.0	<5.0	---	45	
	15-Dec-08		<10	<10	<10	<10	<0.5	<10	<20	<10	<10	<10	<10	<10	<10	---	5.2	
	16-Mar-09		<5.0	<5.0	<5.0	<5.0	<0.5	<5.0	<10	<5.0	<5.0	<5.0	<5.0	<5.0	<5.0	---	13.7	
	22-Jun-09		<5.0	<5.0	<5.0	<5.0	<0.5	<5.0	<10	<5.0	<5.0	<5.0	<5.0	<5.0	<5.0	---	11.1	
	23-Sep-09		<25	<25	<5.0	<5.0	<10	---	<100	<25	<5.0	<25	<25	<25	<25	---	581.4	
	14-Dec-09		<10	<10	<2.0	<2.0	2.2 J	<10	<40	<10	<2.0	<10	<10	<10	1.7 J	---	12.81	
	23-Mar-10		<10	<10	0.48 J	<2.0	2.3 J	<10	<40	<10	<2.0	<10	<10	<10	1.7 J	---	35.58	
	21-Jun-10		<10	<10	<2.0	<2.0	1.8 J	<10	<40	<10	<2.0	<10	<10	<10	1.1 J	---	10.4	
	14-Sep-10		<10	<10	<2.0	<2.0	2.4 J	<10	<40	<10	<2.0	<10	<10	<10	1.5 J	---	---	
14-Dec-10		<10	<10	<2.0	<2.0	3.0 J	<10	<40	<10	<2.0	<10	<10	<10	1.4 J	---	18.1		

US EPA ARCHIVE DOCUMENT

Appendix C
Groundwater and Surface Water Analytical Results
Former Romic Environmental Technologies Corporation
East Palo Alto, California
Groundwater Monitoring Report

Sampling Location	Date Sample Collected	Cas Number	1,2,4-Trimethyl benzene (µg/L)	1,2,4-Trichloro benzene (µg/L)	1,3,5-Trimethyl benzene (µg/L)	1,1,2,2-Tetra chloro ethane (µg/L)	Vinyl Chloride (µg/L)	Total Xylenes (µg/L)	Freon 113 (µg/L)	Methylene Chloride (µg/L)	MTBE (µg/L)	n-Butyl benzene (µg/L)	n-Propyl benzene (µg/L)	sec-Butyl benzene (µg/L)	Naphthalene (µg/L)	Tetra hydro furan (µg/L)	Total VOCs µg/L
			95-63-6	120-82-1	108-67-8	79-34-5	75-01-4	1330-20-7	76-13-1	75-09-2	1634-04-4	104-51-8	103-65-1	135-98-8	91-20-3	109-99-9	
RW-2B	12-Sep-00		<200	<200	<200	3,100	<200	<200	<200	<200	---	<200	<200	<200	<200	<200	31,712
	05-Dec-00		<250	<250	<250	3,810	<250	<250	<250	<250	---	<250	<250	<250	<250	<250	32,224
	22-Mar-01		<154	<154	<154	3,200	<154	---	<154	<154	---	<154	<154	<154	<154	---	26,193
	15-Jun-01		<220	<220	<220	4,300	<220	---	<220	<220	---	<220	<220	<220	<220	---	31,410
	06-Sep-01		<400	<400	<400	8,800	<400	---	<400	<400	<400	<400	<400	<400	<400	---	39,000
	18-Dec-01		<400	<400	<400	4,700	<400	<1,000	<400	<400	---	<400	<400	<400	<400	---	31,150
	05-Apr-02		<250	<250	<250	3,100	<250	---	<250	<250	---	<250	<250	<250	<250	---	32,440
	11-Jun-02		<170	<170	<170	1,800	<170	---	<170	<170	---	<170	<170	<170	<170	---	34,190
	26-Sep-02		<500	<500	<500	5,100	<500	---	550	<500	---	<500	<500	<500	<500	---	30,450
	03-Jan-03		<250	<250	<250	4,800	<250	<250	<250	<250	<250	<250	<250	<250	<250	---	32,250
	12-Mar-03		<50	<50	<50	4,600	<50	<50	<50	<50	<50	<50	<50	<50	<50	---	28,343
	18-Jun-03		<250	<250	<250	5,400	<250	---	<250	<250	<250	<250	<250	<250	<250	---	30,680
	17-Sep-03		<250	<250	<250	3,100	<250	<250	<250	<250	<250	<250	<250	<250	<250	---	25,870
	17-Dec-03		<250	<250	<250	1,100	<250	<250	<250	<250	<250	<250	<250	<250	<250	---	15,460
	18-Mar-04		<10	<10	<10	8600 al,an	121	<10	<10	<10	<10	<10	<10	11	<10	---	2,067
	23-Jun-04		<2.5	<2.5	<2.5	990	47	<2.5	11	<2.5	<2.5	<2.5	<2.5	<2.5	<2.5	---	1,779
	30-Sep-04		<50	<50	<50	220	<50	<50	<50	<50	<50	<50	<50	<50	<50	---	8,101
	21-Dec-04		<50	<50	<50	<50	<50	<50	<50	<50	<50	<50	<50	<50	<50	---	6,872
	29-Mar-05		<25	<25	<25	<25	31	<25	<25	<25	<25	<25	<25	26	<25	---	3,845
	07-Jun-05		<500	<500	<500	<500	<500	---	<500	<500	---	<500	<500	<500	<500	---	0
	17-Aug-05		<3.1	<3.1	<3.1	7.5	28.3	<31	<63	<3.1	<3.1	<3.1	<3.1	<3.1	<3.1	---	1,779.30
	30-Nov-05		<3.1	<4.2	<3.1	<4.2	18.7	<42	<83	<3.1	<4.2	<3.1	<3.1	<3.1	<3.1	---	915.8
	22-Mar-06		<4.2	<4.2	<4.2	5.2	38	<42	<83	<4.2	<4.2	<4.2	<4.2	<4.2	<4.2	---	250.5
	15-Jun-06		<5.0	<5.0	<5.0	8	350	<5.0	<5.0	<5.0	<5.0	<5.0	<5.0	<5.0	<5.0	---	1,846.30
	23-Sep-06		<5.0	<5.0	<5.0	8.9	33	<5.0	<10	<5.0	<5.0	<5.0	<5.0	<5.0	<5.0	---	1,911
	05-Dec-06		<5.0	<5.0	<5.0	6.4	16	<5.0	<10	<5.0	<5.0	<5.0	<5.0	<5.0	<5.0	---	161.8
	14-Mar-07		<5.0	<5.0	<5.0	6	16	<5.0	<10	<5.0	<5.0	<5.0	<5.0	<5.0	<5.0	---	188.9
	18-Jun-07		<5.0	<5.0	<5.0	12	44	<5.0	<10	<5.0	<5.0	<5.0	<5.0	<5.0	3.3 J	---	322.4
	27-Sep-07		<5.0	<5.0	<5.0	<5.0	63	<5.0	<10	<5.0	<5.0	<5.0	<5.0	<5.0	5.5	---	477.7
	10-Dec-07		<5.0	<5.0	<5.0	8.8	57	<5.0	<10	<5.0	<5.0	<5.0	<5.0	<5.0	<5.0	---	478.6
	21-Mar-08		<5.0	<5.0	<5.0	<5.0	51	<5.0	<10	<5.0	<5.0	<5.0	<5.0	<5.0	<5.0	---	410.5
	24-Jun-08		<0.50	0.57	<0.50	7.5	57	<0.50	0.43 J	<0.50	<0.50	<0.50	<0.50	<0.50	5.9	---	469.57
	16-Sep-08		<10	<10	<10	5.2 J	64	<10	<20	<10	<10	<10	<10	<10	<10	---	469.6
	16-Dec-08		<10	<10	<10	5.0 J	70	<10	<20	<10	<10	<10	<10	<10	6.2 J	---	508.8
	19-Mar-09		<10	<10	<10	5.40 J	79	<10	<20	<10	<10	<10	<10	<10	<10	---	550.2
	23-Jun-09		<5.0	<5.0	<5.0	5.1	80	<5.0	<10	<5.0	<5.0	<5.0	<5.0	<5.0	3.6 J	---	562
	23-Sep-09		<10 /UJ	<10 /UJ	<2.0 /UJ	5.3 /J	62.5 /J	---	<40 /UJ	<10 /UJ	<2.0 /UJ	<10 /UJ	<10 /UJ	<10 /UJ	5.3 J	---	515.44 /J
	15-Dec-09		<10 /UJ	<10 /UJ	<2.0 /UJ	6.7 /J	58.6 /J	<10 /UJ	<40 /UJ	<10 /UJ	<2.0 /UJ	<10 /UJ	<10 /UJ	<10 /UJ	5.0 J	---	495.31 /J
	23-Mar-10		<10	<10	<2.0	10.4	57.2	<10	<40	<10	<2.0	<10	<10	<10	5.4 J	---	478.04
	22-Jun-10		<10	<10	<2.0	4.4	50.5	<10	<40	<10	<2.0	<10	<10	<10	3.9 J	---	448.12
	15-Sep-10		<10	<10	<2.0	5.5	55.3	<10	<40	<10	<2.0	<10	<10	<10	6.0 J	---	---
dup	15-Sep-10		<10	<10	<2.0	4.7	56.6	<10	<40	<10	<2.0	<10	<10	<10	6.7 J	---	---
	15-Dec-10		<20	<20	<4.0	5.8	59.4	<20	<80	<20	<4.0	<20	<20	<20	5.7 J	---	553.66

US EPA ARCHIVE DOCUMENT

Appendix C
Groundwater and Surface Water Analytical Results
Former Romic Environmental Technologies Corporation
East Palo Alto, California
Groundwater Monitoring Report

Sampling Location	Date Sample Collected	Cas Number	1,2,4-Trimethyl benzene (µg/L)	1,2,4-Trichloro benzene (µg/L)	1,3,5-Trimethyl benzene (µg/L)	1,1,2,2-Tetra chloro ethane (µg/L)	Vinyl Chloride (µg/L)	Total Xylenes (µg/L)	Freon 113 (µg/L)	Methylene Chloride (µg/L)	MTBE (µg/L)	n-Butyl benzene (µg/L)	n-Propyl benzene (µg/L)	sec-Butyl benzene (µg/L)	Naphthalene (µg/L)	Tetra hydro furan (µg/L)	Total VOCs µg/L	
			95-63-6	120-82-1	108-67-8	79-34-5	75-01-4	1330-20-7	76-13-1	75-09-2	1634-04-4	104-51-8	103-65-1	135-98-8	91-20-3	109-99-9		
RW-3B	13-Sep-00		<2.0	<2.0	<2.0	<2.0	<2.0	<2.0	<2.0	<2.0	---	<2.0	<2.0	<2.0	<2.0	<2.0	0	
	20-Mar-01		<2.0	<2.0	<2.0	<2.0	<2.0	---	<2.0	<2.0	---	<2.0	<2.0	<2.0	<2.0	---	0	
	05-Sep-01		<2.0	<2.0	<2.0	<2.0	<2.0	<5.0	<2.0	<2.0	<2.0	<2.0	<2.0	<2.0	<2.0	---	0	
	03-Apr-02		<2.0	<2.0	<2.0	<2.0	<2.0	---	<2.0	<2.0	---	<2.0	<2.0	<2.0	<2.0	<2.0	---	0
	24-Sep-02		<0.50	<0.50	<0.50	<0.50	<0.50	---	<0.50	<0.50	<0.50	---	<0.50	<0.50	<0.50	<0.50	---	0
	11-Mar-03		<0.50	<0.50	<0.50	<0.50	<0.50	<0.50	<0.50	<0.50	<0.50	0.73	<0.50	<0.50	<0.50	<0.50	---	0.73
	16-Sep-03		<0.50	<0.50	<0.50	<0.50	<0.50	<0.50	<0.50	<0.50	<0.50	1	<0.50	<0.50	<0.50	<0.50	---	1
	30-Sep-04		<0.50	<0.50	<0.50	<0.50	<0.50	<0.50	<0.50	<0.50	<0.50	3.2	<0.50	<0.50	<0.50	<0.50	---	3.2
	18-Aug-05		<0.5	<0.5	<0.5	<0.5	<0.5	<5.0	<10	<0.5	<0.5	<0.5	<0.5	<0.5	<0.5	<0.5	---	2.8
	23-Mar-06		<0.5	<0.5	<0.5	<0.5	<0.5	<0.5	<10	<0.5	<0.5	<0.5	<0.5	<0.5	<0.5	<0.5	---	0
	22-Sep-06		<0.5	<0.5	<0.5	<0.5	<0.5	<1.0	<0.5	<1.0	<0.5	<0.5	<0.5	<0.5	<0.5	<0.5	---	0
	24-Sep-07		<0.50	<0.50	<0.50	<0.50	<0.50	<1.0	<0.50	<1.0	<0.50	<0.50	<0.50	<0.50	<0.50	<0.50	---	0
	15-Sep-08		<0.50	<0.50	<0.50	<0.50	<0.50	<0.5	<0.50	<1.0	<0.50	<0.50	<0.50	<0.50	<0.50	<0.50	---	---
	21-Sep-09		<1.0	<2.0	<1.0	<1.0	<1.0	---	---	<5.0	<1.0	<1.0	<1.0	<1.0	<1.0	<5.0	---	<ND
13-Sep-10		<5.0	<5.0	<1.0	<1.0	<1.0	<2.0	<5.0	<20	<5.0	<1.0	<5.0	<5.0	<5.0	<5.0	---	---	
RW-4B	12-Sep-00		<2.0	<2.0	<2.0	<2.0	<2.0	<2.0	<2.0	<2.0	---	<2.0	<2.0	<2.0	<2.0	<2.0	0	
	05-Dec-00		<2.0	<2.0	<2.0	<2.0	<2.0	<2.0	<2.0	<2.0	---	<2.0	<2.0	<2.0	<2.0	<2.0	0	
	20-Mar-01		<2.0	<2.0	<2.0	<2.0	<2.0	---	<2.0	<2.0	---	<2.0	<2.0	<2.0	<2.0	---	0	
	15-Jun-01		<2.0	<2.0	<2.0	<2.0	<2.0	---	<2.0	<2.0	---	<2.0	<2.0	<2.0	<2.0	---	0	
dup	15-Jun-01		<2.0	<2.0	<2.0	<2.0	<2.0	---	<2.0	<2.0	---	<2.0	<2.0	<2.0	<2.0	---	0	
	06-Sep-01		<2.0	<2.0	<2.0	<2.0	<2.0	---	<2.0	<2.0	<2.0	<2.0	<2.0	<2.0	<2.0	---	0	
	18-Dec-01		<2.0	<2.0	<2.0	<2.0	<2.0	<5.0	<2.0	<2.0	---	<2.0	<2.0	<2.0	<2.0	---	0	
	03-Apr-02		<2.0	<2.0	<2.0	<2.0	<2.0	---	<2.0	<2.0	---	<2.0	<2.0	<2.0	<2.0	---	0	
	11-Jun-02		<2.0	<2.0	<2.0	<2.0	<2.0	---	<2.0	<2.0	---	<2.0	<2.0	<2.0	<2.0	---	0	
	24-Sep-02		<0.50	<0.50	<0.50	<0.50	<0.50	---	<0.50	<0.50	---	<0.50	<0.50	<0.50	<0.50	<0.50	---	0.5
	02-Jan-03		<0.50	<0.50	<0.50	<0.50	<0.50	<0.50	<0.50	<0.50	<0.50	<0.50	<0.50	<0.50	<0.50	<0.50	---	0
	11-Mar-03		<0.50	<0.50	<0.50	<0.50	<0.50	<0.50	<0.50	<0.50	<0.50	<0.50	<0.50	<0.50	<0.50	<0.50	---	0
	16-Sep-03		<0.50	<0.50	<0.50	<0.50	<0.50	<0.50	<0.50	<0.50	<0.50	<0.50	<0.50	<0.50	<0.50	<0.50	---	0
	27-Sep-04		<0.50	<0.50	<0.50	<0.50	<0.50	<0.50	<0.50	<0.50	<0.50	<0.50	<0.50	<0.50	<0.50	<0.50	---	0
	17-Aug-05		<0.5	<0.5	<0.5	<0.5	<0.5	<5.0	<10	<0.5	<0.5	<0.5	<0.5	<0.5	<0.5	<0.5	---	0
	22-Mar-06		<0.5	<0.5	<0.5	<0.5	<0.5	<5.0	<10	<0.5	<0.5	<0.5	<0.5	<0.5	<0.5	<0.5	---	0
	22-Sep-06		<0.5	<0.5	<0.5	<0.5	<0.5	<1.0	<0.5	<1.0	<0.5	<0.5	<0.5	<0.5	<0.5	<0.5	---	0
	24-Sep-07		<0.50	<0.50	<0.50	<0.50	<0.50	<1.0	<0.50	<1.0	<0.50	<0.50	<0.50	<0.50	<0.50	<0.50	---	0
15-Sep-08		<0.50	<0.50	<0.50	<0.50	<0.50	<0.5	<0.50	<1.0	<0.50	<0.50	<0.50	<0.50	<0.50	<0.50	---	---	
21-Sep-09		<1.0	<2.0	<1.0	<1.0	<1.0	---	---	<5.0	<1.0	<1.0	<1.0	<1.0	<1.0	<5.0	---	<ND	
13-Sep-10		<5.0	<5.0	<1.0	<1.0	<1.0	<2.0	<5.0	<20	<5.0	<1.0	<5.0	<5.0	<5.0	<5.0	---	---	
14-Dec-10		<5.0	<5.0	<1.0	<1.0	<1.0	<2.0	<5.0	<20	<5.0	<1.0	<5.0	<5.0	<5.0	<5.0	---	0.21	

US EPA ARCHIVE DOCUMENT

Appendix C
Groundwater and Surface Water Analytical Results
Former Romic Environmental Technologies Corporation
East Palo Alto, California
Groundwater Monitoring Report

Sampling Location	Date Sample Collected	Cas Number	1,2,4-Trimethyl benzene (µg/L)	1,2,4-Trichloro benzene (µg/L)	1,3,5-Trimethyl benzene (µg/L)	1,1,2,2-Tetra chloro ethane (µg/L)	Vinyl Chloride (µg/L)	Total Xylenes (µg/L)	Freon 113 (µg/L)	Methylene Chloride (µg/L)	MTBE (µg/L)	n-Butyl benzene (µg/L)	n-Propyl benzene (µg/L)	sec-Butyl benzene (µg/L)	Naphthalene (µg/L)	Tetra hydro furan (µg/L)	Total VOCs µg/L
			95-63-6	120-82-1	108-67-8	79-34-5	75-01-4	1330-20-7	76-13-1	75-09-2	1634-04-4	104-51-8	103-65-1	135-98-8	91-20-3	109-99-9	
RW-5B	13-Aug-03		<1,200	<1,200	<1,200	21,200	<1,200	<1,200	<1,200	<1,200	<1,200	<1,200	<1,200	<1,200	<1,200	---	125,200
	17-Dec-03		<50	<50	<50	18,000	550	<50	<50	<50	<50	<50	<50	<50	<50	---	106,990
	17-Mar-04		<1,000	<1,000	<1,000	2,200	<1,000	<1,000	<1,000	<1,000	<1,000	<1,000	<1,000	<1,000	<1,000	---	11,400
	24-Jun-04		<1,000	<1,000	<1,000	28,000	<1,000	<1,000	<1,000	<1,000	<1,000	<1,000	<1,000	<1,000	<1,000	---	116,800
	30-Sep-04		<500	<500	<500	21,000	<500	<500	<500	<500	<500	<500	<500	<500	<500	---	107,730
	20-Dec-04		<1,000	<1,000	<1,000	23,000	<1,000	<1,000	<1,000	<1,000	<1,000	<1,000	<1,000	<1,000	<1,000	---	109,700
	09-Jun-05		<500	<500	<500	23,000	720	---	<1,000	<500	---	<500	<500	<500	<500	---	102,780
	19-Aug-05		<250	<250	<250	18,000	320	<2,500	<5,000	<250	<250	<250	<250	<250	<250	---	93,600
	02-Dec-05		<250	<250	<250	9,800	280	<2,500	<5,000	<250	<250	<250	<250	<250	<250	---	57,380
	27-Mar-06		<200	<200	<200	3,700	210	<2,000	<4,000	<200	<200	<200	<200	<200	<200	---	56,410
	16-Jun-06		<5.0	6.3	<5.0	31,000	510	<5.0	76	<5.0	<5.0	<5.0	<5.0	<5.0	<5.0	---	55,258.30
	21-Sep-06		<25	<25	<25	23,000	480	<25	70	<25	<25	0.56	<25	<25	<25	---	45,416.56
	06-Dec-06		<25	<25	<25	19,000	690	<25	54	<25	<25	<25	<25	<25	<25	---	53,709
	13-Mar-07		<10	<10	<10	34,000	480	<10	14	<10	<10	<10	<10	<10	<10	---	50,485
dup	13-Mar-07		<5.0	<5.0	<5.0	32,000	530	<5.0	14	<5.0	<5.0	<5.0	<5.0	<5.0	<5.0	---	49,895.50
	18-Jun-07		<10	<10	<10	1,300	320	<10	31	<10	<10	<10	<10	<10	<10	---	4,207
	26-Sep-07		<5.0	<5.0	<5.0	13,000	540	<5.0	<10	<5.0	<5.0	<5.0	<5.0	<5.0	<5.0	---	38,031
dup	26-Sep-07		<5.0	<5.0	<5.0	14,000	510	<5.0	<10	<5.0	<5.0	<5.0	<5.0	<5.0	<5.0	---	40,035.50
	12-Dec-07		<5.0	<5.0	<5.0	1,200	256	<5.0	21	<5.0	<5.0	<5.0	<5.0	<5.0	<5.0	---	3,400.50
dup	20-Mar-08		<5.0 J	<5.0 J	<5.0 J	870 J	320 J	<5.0 J	20 J	<5.0 J	<5.0 J	<5.0 J	<5.0 J	<5.0 J	4.8 J	---	0
dup	20-Mar-08		<10 J	10 J	<10 J	1,400 J	1,490 J	<10 J	68 J	<10 J	<10 J	<10 J	<10 J	<10 J	<10 J	---	12,552
	25-Jun-08		<5.0	<5.0	<5.0	37	154 B	<5.0	20	<5.0	<5.0	<5.0	<5.0	<5.0	<5.0	---	1,902.20
	18-Sep-08		<10	<10	<10	9,400	288	<10	<20	<10	<10	<10	<10	<10	<10	---	16,704.20
dup	18-Sep-08		<10	<10	<10	10,000	420	<10	<20	<10	<10	<10	<10	<10	<10	---	19,015.80
	16-Dec-08		<10	<10	<10	1,200	174	<10	<20	<10	<10	<10	<10	<10	<10	---	2,653.80
	20-Mar-09		<10	<10	<10	350	154	---	<20	<10	---	<10	<10	<10	<10	---	1,559.40
	24-Jun-09		<5.0	<5.0	<5.0	1,400	164	<5.0	<10	<5.0	<5.0	<5.0	<5.0	<5.0	<5.0	---	3,419.80
	24-Sep-09		<50 /UJ	<50 /UJ	<10 /UJ	627 /J	148 /J	---	<200 /UJ	<50 /UJ	<10 /UJ	<50 /UJ	<50 /UJ	<50 /UJ	<50 /UJ	---	1,830.30
	16-Dec-09		<250 /UJ	<250 /UJ	<50 /UJ	2,420 /J	245 /J	<250 /UJ	<1000 /UJ	<250 /UJ	<50 /UJ	<250 /UJ	<250 /UJ	<250 /UJ	<250 /UJ	---	6,252.30
	24-Mar-10		<500	<500	<100	8,090	153 J	<500	<2,000	<500	<100	<500	<500	<500	<500	---	10,746.50
	23-Jun-10		<100	<100	<20	755	178	<100	<400	<100	<20	<100	<100	<100	<100	---	5,876.10
	15-Sep-10		<50	<50	<10	357	253	<50	<200	<50	<10	<50	<50	<50	<50	---	---
	15-Dec-10		<100	<100	<20	1,040	159	<100	<400	<100	<20	<100	<100	<100	<100	---	3,084.50

US EPA ARCHIVE DOCUMENT

Appendix C
Groundwater and Surface Water Analytical Results
Former Romic Environmental Technologies Corporation
East Palo Alto, California
Groundwater Monitoring Report

Sampling Location	Date Sample Collected	Cas Number	1,2,4-Trimethyl benzene (µg/L)	1,2,4-Trichloro benzene (µg/L)	1,3,5-Trimethyl benzene (µg/L)	1,1,2,2-Tetra chloro ethane (µg/L)	Vinyl Chloride (µg/L)	Total Xylenes (µg/L)	Freon 113 (µg/L)	Methylene Chloride (µg/L)	MTBE (µg/L)	n-Butyl benzene (µg/L)	n-Propyl benzene (µg/L)	sec-Butyl benzene (µg/L)	Naphthalene (µg/L)	Tetra hydro furan (µg/L)	Total VOCs µg/L	
			95-63-6	120-82-1	108-67-8	79-34-5	75-01-4	1330-20-7	76-13-1	75-09-2	1634-04-4	104-51-8	103-65-1	135-98-8	91-20-3	109-99-9		
RW-7B	12-Sep-00		<10.0	<10.0	<10.0	<10.0	<10.0	<10.0	<10.0	<10.0	---	<10.0	<10.0	<10.0	<10.0	<10.0	773.6	
	05-Dec-00		<10.0	<10.0	<10.0	<10.0	<10.0	<10.0	<10.0	<10.0	---	<10.0	<10.0	<10.0	<10.0	<10.0	899.8	
	22-Mar-01		<8.33	<8.33	<8.33	<8.33	<8.33	---	<8.33	<8.33	---	<8.33	<8.33	<8.33	<8.33	---	639.2	
	15-Jun-01		<10	<10	<10	<10	<10	---	<10	<10	---	<10	<10	<10	<10	---	1,189	
	06-Sep-01		<10	<10	<10	15	<10	---	<10	<10	<10	<10	<10	<10	<10	---	2,323	
	18-Dec-01		<20	<20	<20	<20	<20	<50	<20	<20	<20	---	<20	<20	<20	<20	---	1,316
	08-Apr-02		<20	<20	<20	<20	<20	---	<20	<20	<20	---	<20	<20	<20	<20	---	1,421
	11-Jul-02		<12	<12	<12	<12	<12	---	<12	<12	<12	---	<12	<12	<12	<12	---	1,359
	24-Sep-02		<20	<20	<20	<20	<20	---	<20	<20	<20	---	<20	<20	<20	<20	---	1,344
	dup 24-Sep-02		<20	<20	<20	<20	<20	---	<20	<20	<20	---	<20	<20	<20	<20	---	1,668
	02-Jan-03		<12	<12	<12	<12	<12	<12	13	<12	<12	<12	<12	<12	<12	<12	---	1,198
	11-Mar-03		<2.5	<2.5	<2.5	<2.5	<2.5	<2.5	<2.5	<2.5	<2.5	<2.5	<2.5	<2.5	<2.5	<2.5	---	696.8
	11-Mar-03		<2.5	<2.5	<2.5	<2.5	<2.5	<2.5	<2.5	<2.5	<2.5	<2.5	<2.5	<2.5	<2.5	<2.5	---	720.9
	17-Sep-03		<5.0	<5.0	<5.0	6.6	<5.0	<5.0	<5.0	<5.0	<5.0	<5.0	<5.0	<5.0	<5.0	<5.0	---	1,013
17-Mar-04		<2.5	<2.5	<2.5	<2.5	<2.5	<2.5	<2.5	<2.5	<2.5	<2.5	<2.5	<2.5	<2.5	<2.5	---	1,117	
30-Sep-04		<5.0	<5.0	<5.0	<5.0	<5.0	<5.0	<5.0	<5.0	<5.0	<5.0	<5.0	<5.0	<5.0	<5.0	---	339	
dup 29-Mar-05		<50	<50	<50	<50	<50	<50	<50	<50	<50	<50	<50	<50	<50	<50	---	1,528	
dup 29-Mar-05		<25	<25	<25	<25	<25	<25	<25	<25	<25	<25	<25	<25	<25	<25	---	1,607	
19-Aug-05		<0.5	<0.5	<0.5	<0.5	<0.5	<5.0	<10	<0.5	<0.5	<0.5	<0.5	<0.5	<0.5	<0.5	---	0	
22-Mar-06		<5.0	<5.0	<5.0	8.5	<5.0	<50	<100	<5.0	<5.0	<5.0	<5.0	<5.0	<5.0	<5.0	---	1,029.50	
21-Sep-06		<0.5	<0.5	<0.5	<0.5	<0.5	<0.5	<1.0	<0.5	<0.5	<0.5	<0.5	<0.5	<0.5	<0.5	---	176.68	
15-Mar-07		<0.5	<0.5	<0.5	<0.5	<0.5	<1.0	<0.5	<1.0	<0.5	<0.5	<0.5	<0.5	<0.5	<0.5	---	126.15	
25-Sep-07		<0.50	<0.50	<0.50	<0.50	<1.0	<0.50	<1.0	<0.50	<0.50	<0.50	<0.50	<0.50	<0.50	<0.50	---	147.72	
19-Mar-08		<0.50	<0.50	<0.50	1.8	<1.0	<0.50	<1.0	<0.50	<0.50	<0.50	<0.50	<0.50	<0.50	<0.50	---	534.6	
16-Sep-08		<0.50	<0.50	<0.50	1.3	<0.5	<0.50	<1.0	<0.50	<0.50	<0.50	<0.50	<0.50	<0.50	<0.50	---	592.06	
19-Mar-09		<5.0	<5.0	<5.0	<5.0	<0.5	<5.0	<10	<5.0	<5.0	<5.0	<5.0	<5.0	<5.0	<5.0	---	121.1	
23-Sep-09		<5.0	<5.0	<1.0	0.32 J	<2.0	---	<20	<5.0	<1.0	<5.0	<5.0	<5.0	<5.0	<5.0	---	101.13	
23-Mar-10		<5.0	<5.0	<1.0	0.45 J	<2.0	<5.0	<20	<5.0	<1.0	<5.0	<5.0	<5.0	<5.0	<5.0	---	104.87	
14-Sep-10		<10	<10	<2.0	<2.0	<4.0	<10	<40	<10	<2.0	<10	<10	<10	<10	<10	---	---	
15-Dec-10		<10	<10	<2.0	<2.0	<4.0	<10	<40	<10	<2.0	<10	<10	<10	<10	<10	---	132.89	

US EPA ARCHIVE DOCUMENT

Appendix C
Groundwater and Surface Water Analytical Results
Former Romic Environmental Technologies Corporation
East Palo Alto, California
Groundwater Monitoring Report

Sampling Location	Date Sample Collected	Cas Number	1,2,4-Trimethyl benzene (µg/L)	1,2,4-Trichloro benzene (µg/L)	1,3,5-Trimethyl benzene (µg/L)	1,1,2,2-Tetra chloro ethane (µg/L)	Vinyl Chloride (µg/L)	Total Xylenes (µg/L)	Freon 113 (µg/L)	Methylene Chloride (µg/L)	MTBE (µg/L)	n-Butyl benzene (µg/L)	n-Propyl benzene (µg/L)	sec-Butyl benzene (µg/L)	Naphthalene (µg/L)	Tetra hydro furan (µg/L)	Total VOCs µg/L
			95-63-6	120-82-1	108-67-8	79-34-5	75-01-4	1330-20-7	76-13-1	75-09-2	1634-04-4	104-51-8	103-65-1	135-98-8	91-20-3	109-99-9	
RW-8B	13-Sep-00		<143	<143	<143	<143	<143	1,250	<143	<143	---	<143	<143	<143	<143	<143	16,477
	23-Mar-01		<100	<100	<100	<100	<100	---	<100	<100	---	<100	<100	<100	<100	---	12,688
dup	23-Mar-01		<100	<100	<100	<100	<100	---	<100	<100	---	<100	<100	<100	<100	---	10,735
	13-Jun-01		<200	<200	<200	<200	<200	---	<200	<200	---	<200	<200	<200	<200	---	12,280
	05-Sep-01		<5.0	<5.0	<5.0	61	<5.0	24	<5.0	<5.0	<5.0	<5.0	<5.0	<5.0	<5.0	---	16,151
	19-Dec-01		<50	<50	<50	74	<50	<120	<50	<50	---	<50	<50	<50	<50	---	14,396
	08-Apr-02		<67	<67	<67	230	<67	---	<67	<67	---	<67	<67	<67	<67	---	9,304
	12-Jun-02		<170	<170	<170	190	<170	---	<170	<170	---	<170	<170	<170	<170	---	17,300
dup	12-Jun-02		<140	<140	<140	170	<140	---	<140	<140	---	<140	<140	<140	<140	---	15,630
	25-Sep-02		<100	<100	<100	250	<100	---	130	<100	---	<100	<100	<100	<100	---	11,420
	03-Jan-03		<120	<120	<120	180	<120	1,000	<120	<120	<120	<120	<120	<120	<120	---	17,760
	12-Mar-03		<100	<100	<100	1,200	<100	450	<100	<100	<100	<100	<100	<100	<100	---	11,410
	18-Jun-03		<250	<250	<250	440	<250	---	740	<250	<250	<250	<250	<250	<250	---	14,970
dup	18-Jun-03		<120	<120	<120	560	<120	---	330	<120	<120	<120	<120	<120	<120	---	15,220
	18-Sep-03		<500	<500	<500	<500	<500	900	<500	<500	<500	<500	<500	<500	<500	---	16,320
	18-Dec-03		<120	<120	<120	490	<120	1,300	150	<120	<120	<120	<120	170	<120	---	22,270
	18-Mar-04		<500	<500	<500	810	<500	500	<500	<500	<500	<500	<500	<500	<500	---	13,950
dup	18-Mar-04		<120	<120	<120	950	<120	990	<120	<120	<120	<120	<120	<120	<120	---	20,700
	24-Jun-04		<250	<250	<250	890	<250	1,300	<250	<250	<250	<250	<250	<250	<250	---	21,790
dup	24-Jun-04		<250	<250	<250	820	<250	1,500	<250	<250	<250	<250	<250	<250	<250	---	23,730
	30-Sep-04		<250	<250	<250	550	<250	2,400	<250	<250	<250	<250	<250	<250	<250	---	34,360
	23-Dec-04		<250	<250	<250	480	<250	1,700	<250	<250	<250	<250	<250	<250	<250	---	31,010
	30-Mar-05		<250	<250	<250	1,500	<250	1,700	<250	<250	<250	<250	<250	<250	<250	---	30,320
	08-Jun-05		<2.5	<2.5	<2.5	<2.5	20	---	<2.5	<2.5	---	<2.5	<2.5	<2.5	<2.5	---	70.8
	19-Aug-05		<100	<100	<100	1,800	<100	<1,000	<2,000	<100	<100	<100	<100	<100	<100	---	27,504
	02-Dec-05		<100	<100	<100	3,200	<100	<1,000	<2,000	<100	<100	<100	<100	<100	<100	---	33,810
	24-Mar-06		<83	<83	<83	4,600	<83	<83	<1,700	<83	<83	<83	<83	<83	<83	---	19,012
	15-Jun-06		<5.0	11	<5.0	7,600	60	27	16	<5.0	<5.0	<5.0	<5.0	<5.0	20	---	16,821.10
dup	15-Jun-06		1.8	5.9	<0.50	7,100	33	14	6.8	<0.50	<0.50	<0.50	1.2	<0.50	18	---	15,979.35
	23-Sep-06		<25	5.9	<25	16,000	74	56	<50	<25	<25	<25	<25	<25	36	---	36,321.10
	06-Dec-06		<5.0	11	<5.0	12,000	75	230	26	<5.0	<5.0	<5.0	<5.0	<5.0	25	---	39,035.30
dup	06-Dec-06		2.7	11	<0.50	9,300	71	190	17	<0.50	<0.50	1.4	3.4	<0.50	36	---	30,365.01
	14-Mar-07		<25	54	<25	5,900	198	71	<50	<25	<0.50	<0.50	<0.50	<0.50	150	---	28,784
	19-Jun-07		<100	<100	<100	6,600	<200	<100	<200	<100	<100	<100	<100	<100	---	---	23,660
	27-Sep-07		<25	<25	<25	11,000	102	210	76	<25	<25	<25	<25	<25	40	---	32,259
	12-Dec-07		<2.5	38	<2.5	12,000	105	28	80	<2.5	<2.5	<2.5	<2.5	<2.5	---	---	15,774.50
	20-Mar-08		<2.5 J	100 J	<2.5 J	1,900 J	320 J	28 J	34 J	14 J	<2.5 J	24 J	24 J	4.7 J	260 J	---	0
	17-Sep-08		<10	6.8	<10	4,500	79	<10	78	<10	<10	<10	<10	<10	13	---	8,977.20
	20-Mar-09		7.80 J	17	<10	4,400	127	---	40	<10	---	<10	<10	<10	28	---	19,073.60
	15-Sep-10		<2,000	<2,000	<400	16,600	<800	<2,000	<8,000	<2,000	<400	<2,000	<2,000	<2,000	<2,000	---	---
dup	15-Sep-10		<2,000	<2,000	<400	17,200	<800	<2,000	<8,000	<2,000	<400	<2,000	<2,000	<2,000	<2,000	---	---

US EPA ARCHIVE DOCUMENT

Appendix C
Groundwater and Surface Water Analytical Results
Former Romic Environmental Technologies Corporation
East Palo Alto, California
Groundwater Monitoring Report

Sampling Location	Date Sample Collected	Cas Number	1,2,4-Trimethyl benzene (µg/L)	1,2,4-Trichloro benzene (µg/L)	1,3,5-Trimethyl benzene (µg/L)	1,1,2,2-Tetra chloro ethane (µg/L)	Vinyl Chloride (µg/L)	Total Xylenes (µg/L)	Freon 113 (µg/L)	Methylene Chloride (µg/L)	MTBE (µg/L)	n-Butyl benzene (µg/L)	n-Propyl benzene (µg/L)	sec-Butyl benzene (µg/L)	Naphthalene (µg/L)	Tetra hydro furan (µg/L)	Total VOCs µg/L	
			95-63-6	120-82-1	108-67-8	79-34-5	75-01-4	1330-20-7	76-13-1	75-09-2	1634-04-4	104-51-8	103-65-1	135-98-8	91-20-3	109-99-9		
RW-11B	13-Sep-00		<2.0	<2.0	<2.0	<2.0	<2.0	<2.0	<2.0	<2.0	---	<2.0	<2.0	<2.0	<2.0	<2.0	36.44	
	20-Mar-01		<2.0	<2.0	<2.0	<2.0	<2.0	---	<2.0	<2.0	---	<2.0	<2.0	<2.0	<2.0	---	13.63	
	06-Sep-01		<2.0	<2.0	<2.0	<2.0	<2.0	---	<2.0	<2.0	<2.0	<2.0	<2.0	<2.0	<2.0	---	149	
	04-Apr-02		<2.0	<2.0	<2.0	<2.0	<2.0	---	<2.0	<2.0	---	<2.0	<2.0	<2.0	<2.0	---	44.2	
	dup	04-Apr-02		<2.0	<2.0	<2.0	<2.0	<2.0	---	<2.0	<2.0	---	<2.0	<2.0	<2.0	<2.0	---	39.4
	25-Sep-02		<5.0	<5.0	<5.0	<5.0	<5.0	---	<5.0	<5.0	---	<5.0	<5.0	<5.0	<5.0	<5.0	---	221
	11-Mar-03		<2.5	<2.5	<2.5	<2.5	<2.5	<2.5	<2.5	<2.5	<2.5	<2.5	<2.5	<2.5	<2.5	<2.5	---	79.7
	16-Sep-03		<2.5	<2.5	<2.5	<2.5	<2.5	<2.5	<2.5	<2.5	<2.5	<2.5	<2.5	<2.5	<2.5	<2.5	---	238.4
	17-Mar-04		<0.50	<0.50	<0.50	<0.50	<0.50	<0.50	<0.50	<0.50	<0.50	<0.50	<0.50	<0.50	<0.50	<0.50	---	79.4
	dup	17-Mar-04		<0.50	<0.50	<0.50	<0.50	<0.50	<0.50	<0.50	<0.50	<0.50	<0.50	<0.50	<0.50	<0.50	---	78.6
	29-Sep-04		<5.0	<5.0	<5.0	<5.0	<5.0	<5.0	<5.0	7.6	<5.0	<5.0	<5.0	<5.0	<5.0	<5.0	---	736.3
	dup	29-Sep-04		<5.0	<5.0	<5.0	<5.0	<5.0	<5.0	7.6	<5.0	<5.0	<5.0	<5.0	<5.0	<5.0	---	772.5
	29-Mar-05		<2.5	<2.5	<2.5	<2.5	<2.5	<2.5	<2.5	<2.5	<2.5	<2.5	<2.5	<2.5	<2.5	<2.5	---	188
	18-Aug-05		<1.3	<1.3	<1.3	<1.3	<1.3	<13	<25	<1.3	<1.3	<1.3	<1.3	<1.3	<1.3	<1.3	---	285
	24-Mar-06		<0.5	<0.5	<0.5	<0.5	<0.5	<5.0	<10	<0.5	<0.5	<0.5	<0.5	<0.5	<0.5	<0.5	---	120.7
	23-Sep-06		<0.5	<0.5	<0.5	<0.5	<1.0	<0.5	<1.0	<0.5	<0.5	<0.5	<0.5	<0.5	<0.5	<0.5	---	363.45
	dup	23-Sep-06		<0.5	<0.5	<0.5	<0.5	<1.0	<0.5	<1.0	<0.5	<0.5	<0.5	<0.5	<0.5	<0.5	---	378.98
	15-Mar-07		<0.5	<0.5	<0.5	1.2	<1.0	<0.5	<1.0	<0.5	<0.5	<0.5	<0.5	<0.5	<0.5	<0.5	---	313.15
25-Sep-07		<2.5	<2.5	<2.5	2.9	<5.0	<2.5	<5.0	<2.5	<2.5	<2.5	<2.5	<2.5	<2.5	<2.5	---	1,863.10	
18-Mar-08		<1.0	<1.0	<1.0	2.1	<2.0	<1.0	<2.0	<1.0	<1.0	<1.0	<1.0	<1.0	<1.0	<1.0	---	930.3	
16-Sep-08		<2.5	<2.5	<2.5	<2.5	<0.5	<2.5	<5.0	<2.5	<2.5	<2.5	<2.5	<2.5	<2.5	<2.5	---	1,632.20	
dup	19-Mar-09		<5.0	<5.0	<5.0	3.70 J	<0.5	<5.0	<10	<5.0	<5.0	<5.0	<5.0	<5.0	<5.0	---	2,425.30	
24-Sep-09		<250	<250	<50	<50	<100	---	<1,000	<250	<50	<250	<250	<250	<250	<250	---	4,666.20	
24-Sep-09		<250	<250	<50	<50	<100	---	<1,000	<250	<50	<250	<250	<250	<250	<250	---	4,851.10	
dup	24-Mar-10		<250	<250	<50	<50	<100	<250	<1,000	<250	<50	<250	<250	<250	<250	---	4,875	
15-Sep-10		<250	<250	<50	<50	<100	<250	<1,000	<250	<50	<250	<250	<250	<250	<250	---	---	
RW-14B	14-Sep-00		<2.0	<2.0	<2.0	<2.0	<2.0	<2.0	<2.0	<2.0	---	<2.0	<2.0	<2.0	<2.0	<2.0	10	
	20-Mar-01		<2.0	<2.0	<2.0	<2.0	<2.0	---	<2.0	<2.0	---	<2.0	<2.0	<2.0	<2.0	---	17.1	
	05-Sep-01		<2.0	<2.0	<2.0	<2.0	<2.0	---	<2.0	<2.0	<2.0	<2.0	<2.0	<2.0	<2.0	---	6.2	
	03-Apr-02		<2.0	<2.0	<2.0	<2.0	<2.0	---	<2.0	<2.0	---	<2.0	<2.0	<2.0	<2.0	---	8.9	
	24-Sep-02		<0.50	<0.50	<0.50	<0.50	<0.50	---	<0.50	<0.50	---	<0.50	<0.50	<0.50	<0.50	---	0.86	
	11-Mar-03		<0.50	<0.50	<0.50	<0.50	<0.50	<0.50	<0.50	<0.50	---	<0.50	<0.50	<0.50	<0.50	---	0.5	
	16-Sep-03		<0.50	<0.50	<0.50	<0.50	<0.50	<0.50	<0.50	<0.50	<0.50	<0.50	<0.50	<0.50	<0.50	---	7.5	
	28-Sep-04		<0.50	<0.50	<0.50	<0.50	<0.50	<0.50	<0.50	<0.50	<0.50	<0.50	<0.50	<0.50	<0.50	---	11	
	18-Aug-05		<0.5	<0.5	<0.5	<0.5	<0.5	<5.0	<10	<0.5	<0.5	<0.5	<0.5	<0.5	<0.5	<0.5	---	13
	dup	18-Aug-05		<0.5	<0.5	<0.5	<0.5	<0.5	<5.0	<10	<0.5	<0.5	<0.5	<0.5	<0.5	<0.5	---	12
	23-Mar-06		<0.5	<0.5	<0.5	<0.5	<0.5	<5.0	<10	<0.5	<0.5	<0.5	<0.5	<0.5	<0.5	<0.5	---	13
	dup	23-Mar-06		<0.5	<0.5	<0.5	<0.5	<0.5	<5.0	<10	<0.5	<0.5	<0.5	<0.5	<0.5	<0.5	---	12
	21-Sep-06		<0.5	<0.5	<0.5	<0.5	<1.0	<0.5	<1.0	<0.5	<0.5	<0.5	<0.5	<0.5	<0.5	<0.5	---	14
	25-Sep-07		<0.50	<0.50	<0.50	<0.50	<1.0	<0.50	<1.0	<0.50	<0.50	<0.50	<0.50	<0.50	<0.50	<0.50	---	23.72
	18-Mar-08		<0.50	<0.50	<0.50	<0.50	<1.0	<0.50	<1.0	<0.50	<0.50	<0.50	<0.50	<0.50	<0.50	<0.50	---	23.72
	16-Sep-08		<5.0	<5.0	<5.0	<5.0	<0.5	<5.0	<10	<5.0	<5.0	<5.0	<5.0	<5.0	<5.0	<5.0	---	17
	22-Sep-09		<5.0	<5.0	<1.0	<1.0	<2.0	---	<20	<5.0	<1.0	<5.0	<5.0	<5.0	<5.0	<5.0	---	10.4
	14-Sep-10		<5.0	<5.0	<1.0	<1.0	<2.0	<5.0	<20	<5.0	<1.0	<5.0	<5.0	<5.0	<5.0	<5.0	---	---
dup	14-Sep-10		<5.0	<5.0	<1.0	<1.0	<2.0	<5.0	<20	<5.0	<1.0	<5.0	<5.0	<5.0	<5.0	---	---	

US EPA ARCHIVE DOCUMENT

Appendix C
Groundwater and Surface Water Analytical Results
Former Romic Environmental Technologies Corporation
East Palo Alto, California
Groundwater Monitoring Report

Sampling Location	Date Sample Collected	Cas Number	1,2,4-Trimethyl benzene (µg/L)	1,2,4-Trichloro benzene (µg/L)	1,3,5-Trimethyl benzene (µg/L)	1,1,2,2-Tetra chloro ethane (µg/L)	Vinyl Chloride (µg/L)	Total Xylenes (µg/L)	Freon 113 (µg/L)	Methylene Chloride (µg/L)	MTBE (µg/L)	n-Butyl benzene (µg/L)	n-Propyl benzene (µg/L)	sec-Butyl benzene (µg/L)	Naphthalene (µg/L)	Tetra hydro furan (µg/L)	Total VOCs µg/L
			95-63-6	120-82-1	108-67-8	79-34-5	75-01-4	1330-20-7	76-13-1	75-09-2	1634-04-4	104-51-8	103-65-1	135-98-8	91-20-3	109-99-9	
RW-16B	14-Sep-00		<2.0	<2.0	<2.0	2.54	<2.0	<2.0	<2.0	<2.0	---	<2.0	<2.0	<2.0	<2.0	<2.0	63.44
	21-Mar-01		<2.0	<2.0	<2.0	2.31	<2.0	---	<2.0	<2.0	---	<2.0	<2.0	<2.0	<2.0	---	63.31
	06-Sep-01		<2.0	<2.0	<2.0	<2.0	<2.0	---	<2.0	<2.0	<2.0	<2.0	<2.0	<2.0	<2.0	---	21.4
dup	06-Sep-01		<2.0	<2.0	<2.0	<2.0	<2.0	---	<2.0	<2.0	<2.0	<2.0	<2.0	<2.0	<2.0	---	22.7
	04-Apr-02		<2.0	<2.0	<2.0	<2.0	<2.0	---	<2.0	<2.0	---	<2.0	<2.0	<2.0	<2.0	---	84
	25-Sep-02		<0.50	<0.50	<0.50	1.1	<0.50	---	<0.50	<0.50	---	<0.50	<0.50	<0.50	<0.50	---	43.6
	11-Mar-03		<0.50	<0.50	<0.50	<0.50	<0.50	<0.50	<0.50	<0.50	<0.50	<0.50	<0.50	<0.50	<0.50	---	42.8
	16-Sep-03		<0.50	<0.50	<0.50	0.5	<0.50	<0.50	<0.50	<0.50	<0.50	<0.50	<0.50	<0.50	<0.50	---	37
dup	16-Sep-03		<0.50	<0.50	<0.50	0.58	<0.50	<0.50	<0.50	<0.50	<0.50	<0.50	<0.50	<0.50	<0.50	---	39.76
	18-Mar-04		<0.50	<0.50	<0.50	<0.50	<0.50	<0.50	<0.50	<0.50	<0.50	<0.50	<0.50	<0.50	<0.50	---	36.7
dup	18-Mar-04		<0.50	<0.50	<0.50	<0.50	<0.50	<0.50	<0.50	<0.50	<0.50	<0.50	<0.50	<0.50	<0.50	---	35.8
	28-Sep-04		<0.50	<0.50	<0.50	0.89	<0.50	<0.50	<0.50	<0.50	<0.50	<0.50	<0.50	<0.50	<0.50	---	57.53
	28-Mar-05		<0.50	<0.50	<0.50	<0.50	<0.50	<0.50	<0.50	<0.50	<0.50	<0.50	<0.50	<0.50	<0.50	---	27.1
	18-Aug-05		<0.5	<0.5	<0.5	2.2	<0.5	<5.0	<10	<0.5	<0.5	<0.5	<0.5	<0.5	<0.5	---	130.4
	23-Mar-06		<0.5	<0.5	<0.5	0.9	<0.5	<5.0	<10	<0.5	<0.5	<0.5	<0.5	<0.5	<0.5	---	101.2
dup	23-Mar-06		<0.5	<0.5	<0.5	0.9	<0.5	<5.0	<10	<0.5	<0.5	<0.5	<0.5	<0.5	<0.5	---	106.7
	22-Sep-06		<0.5	<0.5	<0.5	3.5	1.4	<0.5	<1.0	<0.5	<0.5	<0.5	<0.5	<0.5	<0.5	---	247.57
	15-Mar-07		<0.5	<0.5	<0.5	1.3	<1.0	<0.5	<1.0	<0.5	<0.5	<0.5	<0.5	<0.5	<0.5	---	162.1
	25-Sep-07		<0.50	<0.50	<0.50	3	<1.0	<0.50	<1.0	<0.50	<0.50	<0.50	<0.50	<0.50	<0.50	---	317.05
	15-Sep-08		<0.50	<0.50	<0.50	3.4	<0.5	<0.50	<1.0	<0.50	<0.50	<0.50	<0.50	<0.50	<0.50	---	566.38
	19-Mar-09		<5.0	<5.0	<5.0	3.40 J	<0.5	<5.0	<10	<5.0	<5.0	<5.0	<5.0	<5.0	<5.0	---	230.4
	23-Sep-09		<10	<10	<2.0	4.1	<4.0	---	<40	<10	<2.0	<10	<10	<10	<10	---	146.86
	23-Mar-10		<10	<10	<2.0	87.3	<4.0	<10	<40	<10	<2.0	<10	<10	<10	<10	---	326.9
	14-Sep-10		<20	<20	<4.0	20.1	<8.0	<20	<80	<20	<4.0	<20	<20	<20	<20	---	---

US EPA ARCHIVE DOCUMENT

Appendix C
Groundwater and Surface Water Analytical Results
Former Romic Environmental Technologies Corporation
East Palo Alto, California
Groundwater Monitoring Report

Sampling Location	Date Sample Collected	Cas Number	1,2,4-Trimethyl benzene (µg/L)	1,2,4-Trichloro benzene (µg/L)	1,3,5-Trimethyl benzene (µg/L)	1,1,2,2-Tetra chloro ethane (µg/L)	Vinyl Chloride (µg/L)	Total Xylenes (µg/L)	Freon 113 (µg/L)	Methylene Chloride (µg/L)	MTBE (µg/L)	n-Butyl benzene (µg/L)	n-Propyl benzene (µg/L)	sec-Butyl benzene (µg/L)	Naphthalene (µg/L)	Tetra hydro furan (µg/L)	Total VOCs µg/L	
			95-63-6	120-82-1	108-67-8	79-34-5	75-01-4	1330-20-7	76-13-1	75-09-2	1634-04-4	104-51-8	103-65-1	135-98-8	91-20-3	109-99-9		
RW-17B	23-Mar-01		<66.7	<66.7	<66.7	74.8	<66.7	---	<66.7	<66.7	---	<66.7	<66.7	<66.7	<66.7	---	10,702.10	
	13-Jun-01		<250	<250	<250	<250	<250	---	<250	<250	---	<250	<250	<250	<250	---	15,610	
	05-Sep-01		<5.0	<5.0	<5.0	87	50	14	25	<5.0	<5.0	<5.0	<5.0	<5.0	<5.0	---	19,999	
	19-Dec-01		<250	<250	<250	<250	<250	<620	<250	<250	---	<250	<250	<250	<250	---	22,780	
	08-Apr-02		<250	<250	<250	350	<250	---	<250	<250	---	<250	<250	<250	<250	---	19,390	
	12-Jun-02		<200	<200	<200	550	<200	---	<200	<200	---	<200	<200	<200	<200	---	21,090	
	26-Sep-02		<500	<500	<500	980	<500	---	560	<500	---	<500	<500	<500	<500	---	23,180	
	03-Jan-03		<250	<250	<250	7,000	<250	<250	<250	<250	<250	<250	<250	<250	<250	<250	---	30,820
	12-Mar-03		<50	<50	<50	3,900	<50	67	<50	<50	<50	<50	<50	<50	<50	<50	---	9,102
	18-Jun-03		<50	<50	<50	3,800	51	---	140	<50	<50	<50	<50	<50	<50	<50	---	25,716
	18-Sep-03		<250	<250	<250	3,600	<250	810	<250	<250	<250	<250	<250	<250	<250	<250	---	33,560
	18-Dec-03		<250	<250	<250	5,400	<250	1,300	<250	<250	<250	<250	<250	<250	<250	<250	---	43,930
	18-Mar-04		<500	<500	<500	4,300	<500	<500	<500	<500	<500	<500	<500	<500	<500	<500	---	32,990
	25-Jun-04		<50	<50	<50	4,100	<50	<50	73	<50	<50	<50	<50	<50	<50	<50	---	7,323
	30-Sep-04		<500	<500	<500	5,800	<500	<500	<500	<500	<500	<500	<500	<500	<500	<500	---	34,780
	22-Dec-04		<50	<50	<50	1,900	<50	<50	230	<50	<50	<50	<50	<50	<50	<50	---	5,429
	30-Mar-05		<12	<12	<12	320	<12	<12	<12	<12	<12	<12	<12	<12	<12	<12	---	727
	08-Jun-05		<500	<500	<500	810	<500	---	<500	<500	---	<500	<500	<500	<500	<500	---	1,560
	19-Aug-05		<4.2	<4.2	<4.2	770	55	<42	180	<4.2	<4.2	<4.2	<4.2	<4.2	<4.2	<4.2	---	4,599.20
	dup	19-Aug-05		<6.3	<6.3	<6.3	1,000	54	<6.3	160	<6.3	<6.3	<6.3	<6.3	<6.3	<6.3	---	5,352.40
	02-Dec-05		<7.1	<7.1	<7.1	2,800	254	420	140	<7.1	<7.1	<7.1	<7.1	<7.1	<7.1	<7.1	---	24,439.10
	24-Mar-06		<17	<17	<17	2,100	91	<170	<330	<17	<17	<17	<17	<17	<17	<17	---	4,287
	15-Jun-06		<5.0	<5.0	<5.0	3,100	238	17	33	<5.0	<5.0	<5.0	<5.0	<5.0	<5.0	<5.0	---	9,802.20
	23-Sep-06		<5.0	<5.0	<5.0	920	74	<5.0	93	<5.0	<5.0	<5.0	<5.0	<5.0	<5.0	<5.0	---	2,774
	05-Dec-06		<5.0	5.5	5.5	4,900	570	870	47	<5.0	<5.0	5.5	5.5	5.5	5.5	5.5	---	52,618
14-Mar-07		<100	<100	<100	5,100	240	630	<200	<100	<100	<100	<100	<100	<100	<100	---	39,550	
19-Jun-07		<10	<10	<10	720	65	14	94	<10	<10	<10	<10	<10	<10	<10	---	3,964	
27-Sep-07		<5.0	<5.0	<5.0	700	78	16	120	<5.0	<5.0	<5.0	<5.0	<5.0	<5.0	<5.0	---	5,814	
12-Dec-07		<2.5	<2.5	<2.5	<2.5	56	6.2	78	<2.5	<2.5	<2.5	<2.5	<2.5	<2.5	<2.5	---	1,301.40	
21-Mar-08		<5.0	<5.0	<5.0	63	63	<5.0	68	<5.0	<5.0	<5.0	<5.0	<5.0	<5.0	<5.0	---	2,558	
25-Jun-08		<5.0	<5.0	<5.0	<5.0	51	<5.0	53	<5.0	<5.0	<5.0	<5.0	<5.0	<5.0	<5.0	---	1,405	
17-Sep-08		<10	<10	<10	19	64	<10	75	<10	<10	<10	<10	<10	<10	<10	---	1,891.40	
16-Dec-08		<10	<10	<10	17	49	<10	30	<10	<10	<10	<10	<10	<10	<10	---	884.6	
19-Mar-09		<10	<10	<10	5.40 J	37.8	<10	29	<10	<10	<10	<10	<10	<10	<10	---	360.8	
24-Jun-09		<5.0	<5.0	<5.0	38	89	5.1	66	<5.0	<5.0	<5.0	<5.0	<5.0	<5.0	<5.0	---	1,173.50	
24-Sep-09		<100 /UJ	<100 /UJ	<20 /UJ	1,070 /J	101 /J	---	<400 /UJ	<100 /UJ	<20 /UJ	<100 /UJ	<100 /UJ	<100 /UJ	<100 /UJ	<100 /UJ	---	4,198.40	
15-Dec-09		<500	<500	<100	4,540	153 J	51.2 J	<2,000	<500	<100	<500	<500	<500	<500	<500	---	15,904.50	
26-Mar-10		<250	<250	<50	933	48.7 J	172 J	<1,000	<250	<50	<250	<250	<250	<250	<250	---	6,213.20	
dup	26-Mar-10		<250	<250	<50	1,180	53.8 J	212 J	<1,000	<250	<50	<250	<250	<250	<250	---	7,801.40	
23-Jun-10		<250	<250	<50	1,570	81.5 J	<250	<1,000	<250	<50	<250	<250	<250	<250	<250	---	4,179.50	
15-Sep-10		<250	<250	<50	1,330	104	178 J	<1,000	<250	<50	<250	<250	<250	<250	<250	---	---	
15-Dec-10		<250	<250	<50	2,410	98.2 J	99.5 J	<1,000	<250	<50	<250	<250	<250	<250	<250	---	7,923	

US EPA ARCHIVE DOCUMENT

Appendix C
Groundwater and Surface Water Analytical Results
Former Romic Environmental Technologies Corporation
East Palo Alto, California
Groundwater Monitoring Report

Sampling Location	Date Sample Collected	Cas Number	1,2,4-Trimethyl benzene (µg/L)	1,2,4-Trichloro benzene (µg/L)	1,3,5-Trimethyl benzene (µg/L)	1,1,2,2-Tetra chloro ethane (µg/L)	Vinyl Chloride (µg/L)	Total Xylenes (µg/L)	Freon 113 (µg/L)	Methylene Chloride (µg/L)	MTBE (µg/L)	n-Butyl benzene (µg/L)	n-Propyl benzene (µg/L)	sec-Butyl benzene (µg/L)	Naphthalene (µg/L)	Tetra hydro furan (µg/L)	Total VOCs µg/L
			95-63-6	120-82-1	108-67-8	79-34-5	75-01-4	1330-20-7	76-13-1	75-09-2	1634-04-4	104-51-8	103-65-1	135-98-8	91-20-3	109-99-9	
RW-18B	23-Mar-01		<100	<100	<100	<100	<100	---	<100	<100	---	<100	<100	<100	<100	---	10,952
	13-Jun-01		<250	<250	<250	<250	<250	---	<250	<250	---	<250	<250	<250	<250	---	18,140
	05-Sep-01		<5.0	<5.0	<5.0	110	<5.0	<5.0	<5.0	<5.0	<5.0	<5.0	<5.0	<5.0	<5.0	---	17,519
	19-Dec-01		<200	<200	<200	250	<200	<500	<200	<200	---	<200	<200	<200	<200	---	13,790
	08-Apr-02		<33	<33	<33	140	<33	---	<33	<33	---	<33	<33	<33	<33	---	2,966
	12-Jun-02		<67	<67	<67	3,400	<67	---	<67	<67	---	<67	<67	<67	<67	---	11,580
	26-Sep-02		<250	<250	<250	2,300	<250	---	280	<250	---	<250	<250	<250	<250	---	12,580
	03-Jan-03		<120	<120	<120	9,400	<250	<250	<250	<120	<120	<120	<120	<120	<120	---	12,270
	12-Mar-03		<12	<12	<12	6,000 s	<12	17	<12	<12	<12	<12	<12	<12	<12	---	2,046
	17-Jun-03		<250	<250	<250	9,100	<250	<250	<250	<250	<250	<250	<250	<250	<250	---	11,000
	18-Sep-03		<500	<500	<500	4,100	<500	<500	<500	<500	<500	<500	<500	<500	<500	---	17,310
dup	18-Sep-03		<250	<250	<250	3,900	<250	<250	<250	<250	<250	<250	<250	<250	<250	---	17,150
	18-Dec-03		<250	<250	<250	7,100	<250	<250	270	<250	<250	<250	<250	<250	<250	---	20,940
	18-Mar-04		<2.5	<2.5	<2.5	940 al,an	3.9	3.8	20	<2.5	<2.5	<2.5	<2.5	<2.5	<2.5	---	353.6
	23-Jun-04		<5.0	<5.0	<5.0	6,100	<5.0	<5.0	13	<5.0	<5.0	<5.0	<5.0	<5.0	<5.0	---	14,728
	30-Sep-04		<500	<500	<500	5,500	<500	<500	<500	<500	<500	<500	<500	<500	<500	---	22,550
	21-Dec-04		<50	<50	<50	820	<50	<50	59	<50	<50	<50	<50	<50	<50	---	2,805
	30-Mar-05		<2.5	2.6	<2.5	7.1	22.1	<2.5	<2.5	<2.5	<2.5	<2.5	<2.5	26	<2.5	---	112.4
	08-Jun-05		<500	<500	<500	<500	<500	---	<500	<500	---	<500	<500	<500	<500	---	0
	19-Aug-05		<2.0	<2.0	<2.0	91	<2.0	<20	<40	<2.0	<2.0	<2.0	<2.0	<2.0	<2.0	---	1,578.30
	30-Nov-05		<6.3	<6.3	<6.3	570	<6.3	<63	<130	<6.3	<6.3	<6.3	<6.3	<6.3	<6.3	---	2,261.90
	24-Mar-06		<2.0	<2.0	<2.0	3.7	2.3	<20	<40	<2.0	<2.0	<2.0	<2.0	<2.0	<2.0	---	610.1
	15-Jun-06		<5.0	<5.0	<5.0	5.7	<10	<5.0	12	<5.0	<5.0	<5.0	<5.0	<5.0	<5.0	---	101.1
	22-Sep-06		<5.0	<5.0	<5.0	400	<10	<5.0	11	<5.0	<5.0	<5.0	<5.0	<5.0	<5.0	---	665.2
	05-Dec-06		<5.0	<5.0	<5.0	2,100	<10	<5.0	20	<5.0	<5.0	<5.0	<5.0	<5.0	<5.0	---	3,934.80
	14-Mar-07		<5.0	<5.0	<5.0	<5.0	<10	<5.0	<10	<5.0	<5.0	<5.0	<5.0	<5.0	<5.0	---	370.7
	19-Jun-07		<10	<10	<10	80	<20	<5.0	32	<10	<10	<10	<10	<10	<10	---	1,976.60
dup	19-Jun-07		<10	<10	<10	80	<20	<5.0	31	<10	<10	<10	<10	<10	<10	---	1,836
	26-Sep-07		<5.0	<5.0	<5.0	8.7	<10	<5.0	<10	<5.0	<5.0	<5.0	<5.0	<5.0	<5.0	---	3,137.70
	11-Dec-07		<1.0	<1.0	<1.0	4.5	<2.0	<1.0	2.6	<1.0	<1.0	<1.0	<1.0	<1.0	<1.0	---	46.2
dup	11-Dec-07		<5.0	<5.0	<5.0	14	<10	<5.0	<10	<5.0	<5.0	<5.0	<5.0	<5.0	<5.0	---	102
	21-Mar-08		<5.0	<5.0	<5.0	<5.0	<10	<5.0	<10	<5.0	<5.0	<5.0	<5.0	<5.0	<5.0	---	54
	24-Jun-08		<0.50	<0.50	<0.50	<0.50	0.91	<0.50	1.7	<0.50	<0.50	<0.50	<0.50	<0.50	<0.50	---	47.6
	17-Sep-08		<10	<10	<10	8.4	<0.5	<10	<20	<10	<10	<10	<10	<10	<10	---	284
	16-Dec-08		<10	<10	<10	<10	<0.5	<10	<20	<10	<10	<10	<10	<10	<10	---	76.4
dup	16-Dec-08		<10	<10	<10	4.4 J	<0.5	<10	<20	<10	<10	<10	<10	<10	<10	---	87.8
	17-Mar-09		<25	<25	<25	<25	<0.5	<25	<50	<25	<25	<25	<25	<25	<25	---	132
dup	17-Mar-09		<25	<25	<25	<25	<0.5	<25	<50	<25	<25	<25	<25	<25	<25	---	133.5

US EPA ARCHIVE DOCUMENT

Appendix C
Groundwater and Surface Water Analytical Results
Former Romic Environmental Technologies Corporation
East Palo Alto, California
Groundwater Monitoring Report

Sampling Location	Date Sample Collected	Cas Number	1,2,4-Trimethyl benzene (µg/L)	1,2,4-Trichloro benzene (µg/L)	1,3,5-Trimethyl benzene (µg/L)	1,1,2,2-Tetra chloro ethane (µg/L)	Vinyl Chloride (µg/L)	Total Xylenes (µg/L)	Freon 113 (µg/L)	Methylene Chloride (µg/L)	MTBE (µg/L)	n-Butyl benzene (µg/L)	n-Propyl benzene (µg/L)	sec-Butyl benzene (µg/L)	Naphthalene (µg/L)	Tetrahydrofuran (µg/L)	Total VOCs µg/L
			95-63-6	120-82-1	108-67-8	79-34-5	75-01-4	1330-20-7	76-13-1	75-09-2	1634-04-4	104-51-8	103-65-1	135-98-8	91-20-3	109-99-9	
RW-19B dup	30-Mar-05		<1,000	<1,000	<1,000	<1,000	<1,000	<1,000	<1,000	<1,000	<1,000	<1,000	<1,000	<1,000	<1,000	---	53,200
	30-Mar-05		<500	<500	<500	12,000	<500	810	<500	<500	<500	<500	<500	<500	<500	---	73,690
	09-Jun-05		<500	<500	<500	15,000	<500	---	<500	<500	---	<500	<500	<500	<500	---	85,680
	19-Aug-05		<170	<170	<170	7,200	<170	<1,700	<3,300	<170	<170	<170	<170	<170	<170	---	66,470
	02-Dec-05		<170	<170	<170	18,000	190	<1,700	<3,300	<170	<170	<170	<170	<170	<170	---	60,250
	27-Mar-06		<20	<20	<20	3,500	231	<200	<400	<20	<20	<20	<20	<20	<20	---	10,393
	16-Jun-06		<20	<20	<20	360	246	<200	52	<20	<20	<20	<20	<20	<20	---	5,972.70
	21-Sep-06		<5.0	<5.0	<5.0	24,000	310	20	39	<5.0	<5.0	<5.0	<5.0	<5.0	<5.0	---	60,888.20
	21-Sep-06		<5.0	<5.0	<5.0	28,000	300	20	35	<5.0	<5.0	<5.0	<5.0	<5.0	<5.0	---	65,720.70
	06-Dec-06		<50	<50	<50	18,000	350	70	110	<50	<50	<50	<50	<50	<50	---	51,668
	13-Mar-07		<10	<10	<10	6,500	257	<10	<20	<10	<10	<10	<10	<10	<10	---	12,042
	19-Jun-07		<25	<25	<25	3,200	260	<25	94	<25	<25	<25	<25	<25	<25	---	9,541
	26-Sep-07		<5.0	<5.0	<5.0	4,500	219	<5.0	66	<5.0	<5.0	<5.0	<5.0	<5.0	<5.0	---	11,528.20
	12-Dec-07		<25	<25	<25	20,000	280	<25	64	<25	<25	<25	<25	<25	<25	---	55,674
	20-Mar-08		<10 J	<10 J	<10 J	15,000 J	256 J	<10 J	25 J	<10 J	<10 J	<10 J	<10 J	<10 J	<10 J	---	30
	26-Jun-08		<5.0	<5.0	<5.0	1,400	191	<5.0	91	<5.0	<5.0	<5.0	<5.0	<5.0	<5.0	---	8,664.60
	18-Sep-08		<25	<25	<25	11,000	270	<25	<50	<25	<25	<25	<25	<25	<25	---	23,955
	17-Dec-08		<25	<25	<25	5,900	247	<25	<50	<25	<25	<25	<25	<25	<25	---	16,697
	20-Mar-09		<25	<25	<25	12,000	300	---	<50	<25	---	<25	<25	<25	<25	---	19,537
	25-Jun-09		<25	<25	<25	7,100	260	<25	<50	<25	<25	<25	<25	<25	<25	---	15,059
25-Sep-09		<1,000	<1,000	<200	5,890	179 J	---	<4,000	<1,000	<200	<1,000	<1,000	<1,000	<1,000	---	19,533.80	
17-Dec-09		<1,300	<1,300	<250	9,620	236 J	<1,300	<5,000	<1,300	<250	<1,300	<1,300	<1,300	<1,300	---	30,690.70	
26-Mar-10		<1,000	<1,000	<200	17,100	270 J	<1,000	<4,000	<1,000	<200	<1,000	<1,000	<1,000	<1,000	---	29,810.20	
24-Jun-10		<250	<250	<50	1,820 /J	64.4 J	<250	<1,000	<250	<50	<250	<250	<250	<250	---	3,781.80	
24-Jun-10		<1,000	<1,000	<200	7,630 /J	291 J	<1,000	<4,000	<1,000	<200	<1,000	<1,000	<1,000	<1,000	---	16,231.40	
15-Sep-10		<1,000	<1,000	<200	6,690	291 J	<1,000	<4,000	<1,000	<200	<1,000	<1,000	<1,000	<1,000	---	---	
16-Dec-10		<1,000	<1,000	<200	6,820	338 J	<1,000	<4,000	<1,000	<200	<1,000	<1,000	<1,000	<1,000	---	24,677.40	
16-Dec-10		<1,000	<1,000	<200	4,640	304 J	<1,000	<4,000	<1,000	<200	<1,000	<1,000	<1,000	<1,000	---	20,549.60	
RW-20B	19-Oct-06		<100	<100	<100	10,000	4,200	1,600	360	<100	<100	<100	<100	<100	<100	---	86,460
	04-Dec-06		<100	<100	<100	6,900	1,080	960	230	<100	<100	<100	<100	<100	<100	---	45,920
	15-Mar-07		<5.0	11	<5.0	24,000	2,030	1,700	590	<5.0	<5.0	<5.0	<5.0	<5.0	<5.0	---	105,538
	27-Sep-07		<50	98	<50	170,000	11,100	4,800	30,000	<50	<50	<50	<50	<50	<50	---	813,148
RW-21B	27-Sep-07		<25	<25	<25	4,300	300	<25	<50	<25	<25	<25	<25	<25	<25	---	17,999
	12-Dec-07		<5.0	6.8	<5.0	6,900	260	<5.0	18	<5.0	<5.0	<5.0	<5.0	<5.0	<5.0	---	23,560.40
	21-Mar-08		<5.0	<5.0	<5.0	5,000	140	<5.0	<10	<5.0	<5.0	<5.0	<5.0	<5.0	8.5	---	15,353.30
	25-Jun-08		<5.0	7	<5.0	2,500	360	<5.0	<10	<5.0	<5.0	<5.0	5.7	<5.0	23	---	10,332.80
	25-Jun-08		<50	<50	<50	3,000	400	<50	<100	<50	<50	<50	<50	<50	<50	---	11,490
	18-Sep-08		<10	4.2 J	<10	8,300	181	<10	<20	<10	<10	<10	4.0 J	<10	8.2 J	---	19,332.80
	17-Dec-08		<10	<10	<10	6,300	167	<10	<20	<10	<10	<10	<10	<10	<10	---	17,052.20
	20-Mar-09		<10	<10	<10	9,400	213	---	<20	<10	---	<10	5.40 J	<10	11	---	22,679
	25-Jun-09		<25	<25	<25	6,100	177	<25	<50	<25	<25	<25	<25	<25	<25	---	16,222
	25-Jun-09		<25	<25	<25	6,200	177	<25	<50	<25	<25	<25	<25	<25	<25	---	16,532
25-Sep-09		<500	<500	<100	7,010	181 J	---	<2,000	<500	<100	<500	<500	<500	<500	---	18,959.20	
16-Dec-09		<500	<500	<100	5,080	89.8 J	<500	<2,000	<500	<100	<500	<500	<500	<500	---	10,557.50	
26-Mar-10		<500	<500	<100	8,220	117 J	<500	<2,000	<500	<100	<500	<500	<500	<500	---	13,162	
24-Jun-10		<250	<250	<50	2,580	123	<250	<1,000	<250	<50	<250	<250	<250	<250	---	6,218.30	
15-Sep-10		<250	<250	<50	3,230	105	<250	<1,000	<250	<50	<250	<250	<250	<250	---	---	
16-Dec-10		<500	<500	<100	6,510	124 J	<500	<2,000	<500	<100	<500	<500	<500	<500	---	13,199.20	

US EPA ARCHIVE DOCUMENT

Appendix C
Groundwater and Surface Water Analytical Results
Former Romic Environmental Technologies Corporation
East Palo Alto, California
Groundwater Monitoring Report

Sampling Location	Date Sample Collected	Cas Number	1,2,4-Trimethyl benzene (µg/L)	1,2,4-Trichloro benzene (µg/L)	1,3,5-Trimethyl benzene (µg/L)	1,1,2,2-Tetra chloro ethane (µg/L)	Vinyl Chloride (µg/L)	Total Xylenes (µg/L)	Freon 113 (µg/L)	Methylene Chloride (µg/L)	MTBE (µg/L)	n-Butyl benzene (µg/L)	n-Propyl benzene (µg/L)	sec-Butyl benzene (µg/L)	Naphthalene (µg/L)	Tetrahydrofuran (µg/L)	Total VOCs µg/L	
			95-63-6	120-82-1	108-67-8	79-34-5	75-01-4	1330-20-7	76-13-1	75-09-2	1634-04-4	104-51-8	103-65-1	135-98-8	91-20-3	109-99-9		
RW-22B	27-Sep-07		<5.0	<5.0	<5.0	62	<10	<5.0	<10	<5.0	<5.0	<5.0	<5.0	<5.0	<5.0	---	33,057.50	
	11-Dec-07		<1.0	<1.0	<1.0	58	<2.0	<1.0	<2.0	<1.0	<1.0	<1.0	<1.0	<1.0	<1.0	---	2,527.80	
	21-Mar-08		<2.5	<2.5	<2.5	110	<5.0	<2.5	<5.0	<2.5	<2.5	<2.5	<2.5	<2.5	<2.5	---	6,505.70	
	26-Jun-08		<1.0	<1.0	<1.0	<1.0	<2.0	<1.0	<2.0	<1.0	<1.0	<1.0	<1.0	<1.0	<1.0	---	2,632.80	
	18-Sep-08		<5.0	<5.0	<5.0	3,100	<0.5	<5.0	<10	<5.0	<5.0	<5.0	<5.0	<5.0	<5.0	<5.0	---	7,866.80
	17-Dec-08		<5.0	<5.0	<5.0	2,000	<0.5	<5.0	12	<5.0	<5.0	<5.0	<5.0	<5.0	<5.0	<5.0	---	9,122
	dup 17-Dec-08		<5.0	<5.0	<5.0	1,800	<0.5	<5.0	11	<5.0	<5.0	<5.0	<5.0	<5.0	<5.0	<5.0	---	8,872.50
	20-Mar-09		<5.0	<5.0	<5.0	1,400	<0.5	---	<10	<5.0	---	<5.0	<5.0	<5.0	<5.0	<5.0	---	3,315.10
	25-Jun-09		<5.0	<5.0	<5.0	1,700	<0.5	<5.0	<10	<5.0	<5.0	<5.0	<5.0	<5.0	<5.0	<5.0	---	5,365.80
	25-Sep-09		<500	<500	<100	2,030	<200	---	<2,000	<500	<100	<100	<500	<500	<500	<500	---	7,255.50
	17-Dec-09		<250	<250	<50	744	<100	<250	<1,000	<250	<50	<250	<250	<250	<250	<250	---	4,232
	dup 24-Mar-10		<100	<100	<20	1,030	<40	<100	<400	<100	<20	<100	<100	<100	<100	<100	---	2,951.50
	24-Mar-10		<250	<250	<50	1,510	<100	<250	<1,000	<250	<50	<250	<250	<250	<250	<250	---	2,855.10
	24-Jun-10		<100	<100	<20	849	<40	<100	<400	<100	<20	<100	<100	<100	<100	<100	---	3,072.50
15-Sep-10		<250	<250	<50	950	<100	<250	<1,000	<250	<50	<250	<250	<250	<250	<250	---	---	
16-Dec-10		<100	<100	<20	180	<40	<100	<400	<100	<20	<100	<100	<100	<100	<100	---	1,499.20	
EW-1B	18-Jun-03		<500	<500	<500	6,000	510	---	<500	<500	<500	<500	<500	<500	<500	---	55,910	
	17-Sep-03		<500	<500	<500	4,000	520	<500	<500	<500	<500	<500	<500	<500	<500	---	40,960	
	17-Dec-03		<50	<50	<50	7,400 s	930	320	<50	<50	<50	<50	<50	<50	<50	---	13,596	
	17-Mar-04		<1,000	<1,000	<1,000	5,000	<1,000	<1,000	<1,000	<1,000	<1,000	<1,000	<1,000	<1,000	<1,000	<1,000	---	38,400
	25-Jun-04		<500	<500	<500	6,500	<500	<500	<500	<500	<500	<500	<500	<500	<500	<500	---	44,890
	30-Sep-04		<1,000	<1,000	<1,000	9,700	<1,000	<1,000	<1,000	<1,000	<1,000	<1,000	<1,000	<1,000	<1,000	<1,000	---	77,400
	20-Dec-04		<1,000	<1,000	<1,000	10,000	<1,000	<1,000	<1,000	<1,000	<1,000	<1,000	<1,000	<1,000	<1,000	<1,000	---	54,800
	31-Mar-05		<1,000	<1,000	<1,000	11,000	<1,000	<1,000	<1,000	<1,000	<1,000	<1,000	<1,000	<1,000	<1,000	<1,000	---	55,900
	09-Jun-05		<500	<500	<500	17,000	950	---	<500	<500	---	<500	<500	<500	<500	<500	---	74,660
	19-Aug-05		<360	<360	<360	11,000	370	<3,600	<7,100	<360	<360	<360	<360	<360	<360	<360	---	64,100
	02-Dec-05		<250	<250	<250	6,600	820	<2,500	<5,000	<250	<250	<250	<250	<250	<250	<250	---	56,720
	27-Mar-06		<100	<100	<100	17,000	790	<1,000	<2,000	<100	<100	<100	<100	<100	<100	<100	---	24,710
	16-Jun-06		<5.0	18	<5.0	6,500	880	28	20	<5.0	<5.0	<5.0	8.3	<5.0	27	---	11,559.40	
	21-Sep-06		<25	34	<25	15,000	1,910	2,600	<50	<25	<25	<25	<25	<25	<25	<25	---	172,196
	06-Dec-06		<100	100	<100	13,000	1,410	120	<200	<100	<100	<100	<100	<100	<100	<100	---	64,840
	13-Mar-07		<250	<250	<250	16,000	1,380	<250	<500	<250	<250	<250	<250	<250	<250	<250	---	59,460
	20-Jun-07		<250	<250	<250	13,000	1,330	400	<500	<250	<250	<250	<250	<250	<250	<250	---	85,350
	26-Sep-07		<100	<100	<100	17,000	1,300	<100	<200	<100	<100	<100	<100	<100	<100	<100	---	133,490
	12-Dec-07		<25	27	<25	17,000	1,230	56	84	<25	<25	<25	<25	<25	<25	<25	---	69,171
	20-Mar-08		<10 J	24 J	<25 J	9,800 J	930 J	56 J	86 J	<10 J	<10 J	<10 J	11 J	<10 J	15 J	---	0	
	26-Jun-08		<5.0	30	<5.0	20,000	1,350	<5.0	99	<5.0	<5.0	<5.0	13	<5.0	43	---	107,075	
	17-Sep-08		<5.0	36	<5.0	29,000	1,360	76	33	8.4	<5.0	4.8	17	<5.0	30	---	123,472.70	
	17-Dec-08		<100	<100	<100	19,000	1,010	<100	<200	<100	<100	<100	<100	<100	<100	<100	---	86,722
	20-Mar-09		<100	<100	<100	28,000	1,330	---	<200	<100	---	<100	<100	<100	<100	<100	---	91,366
25-Jun-09		<50	<50	<50	22,000	1,210	33 J	<100	<50	<50	<50	<50	<50	<50	<50	---	49,777	
24-Sep-09		<2,500	<2,500	<500	19,500	853 J	---	<10,000	<2,500	<500	<2,500	<2,500	<2,500	<2,500	<2,500	---	62,079	
17-Dec-09		<5,000	<5,000	<1,000	14,000	748 J	<5,000	<20,000	<5,000	<1,000	<5,000	<5,000	<5,000	<5,000	<5,000	---	86,814	
26-Mar-10		<100	<100	<20	682	102	12.9 J	<400	<100	<20	<100	<100	<100	<100	<100	---	2,805.80	
24-Jun-10		<500	<500	<100	5,930	272	<500	<2,000	<500	<100	<500	<500	<500	<500	<500	---	15,539.70	
15-Sep-10		<1,000	<1,000	<200	14,500	239 J	<1,000	<4,000	<1,000	<200	<1,000	<1,000	<1,000	<1,000	<1,000	---	---	
16-Dec-10		<2,000	<2,000	<400	20,800	400 J	<2,000	<8,000	<2,000	<400	<2,000	<2,000	<2,000	<2,000	<2,000	---	50,216	

US EPA ARCHIVE DOCUMENT

Appendix C
Groundwater and Surface Water Analytical Results
Former Romic Environmental Technologies Corporation
East Palo Alto, California
Groundwater Monitoring Report

Sampling Location	Date Sample Collected	Cas Number	1,2,4-Trimethyl benzene (µg/L)	1,2,4-Trichloro benzene (µg/L)	1,3,5-Trimethyl benzene (µg/L)	1,1,2,2-Tetra chloro ethane (µg/L)	Vinyl Chloride (µg/L)	Total Xylenes (µg/L)	Freon 113 (µg/L)	Methylene Chloride (µg/L)	MTBE (µg/L)	n-Butyl benzene (µg/L)	n-Propyl benzene (µg/L)	sec-Butyl benzene (µg/L)	Naphthalene (µg/L)	Tetra hydro furan (µg/L)	Total VOCs µg/L	
			95-63-6	120-82-1	108-67-8	79-34-5	75-01-4	1330-20-7	76-13-1	75-09-2	1634-04-4	104-51-8	103-65-1	135-98-8	91-20-3	109-99-9		
EW-2B	18-Jun-03		<500	<500	<500	6,200	<500	---	1,600	<500	<500	<500	<500	<500	<500	---	8,800	
	17-Sep-03		<25	<25	<25	5,100	<25	<25	<25	<25	<25	<25	<25	<25	<25	---	7,476	
	17-Dec-03		<25	<25	<25	9,100	140	<25	<25	<25	<25	<25	<25	<25	<25	---	44,148	
	17-Mar-04		<500	<500	<500	5,500	<500	<500	<500	<500	<500	<500	<500	<500	<500	---	18,200	
	24-Jun-04		<500	<500	<500	11,000	<500	<500	<500	<500	<500	<500	<500	<500	<500	---	32,880	
	30-Sep-04		<1,200	<1,200	<1,200	12,000	<1,200	<1,200	<1,200	<1,200	<1,200	<1,200	<1,200	<1,200	<1,200	<1,200	---	71,300
	23-Dec-04		<100	<100	<100	3,000	<100	<100	<100	<100	<100	<100	<100	<100	<100	<100	---	13,700
	31-Mar-05		<500	<500	<500	5,400	<500	<500	<500	<500	<500	<500	<500	<500	<500	<500	---	39,980
	09-Jun-05		<500	<500	<500	14,000	840	---	<500	<500	---	<500	<500	<500	<500	<500	---	79,310
	19-Aug-05		<310	<310	<310	15,000	<310	<3,100	<6,300	<310	<310	<310	<310	<310	<310	<310	---	75,220
	02-Dec-05		<130	<130	<130	3,600	170	<1,300	<2,500	<130	<130	<130	<130	<130	<130	<130	---	22,470
	27-Mar-06		<100	<100	<100	13,000	380	<1,000	<2,000	<100	<100	<100	<100	<100	<100	<100	---	30,980
	16-Jun-06		<5.0	11	<5.0	24,000	770	49	140	<5.0	<5.0	<5.0	5.9	<5.0	5.2	---	34,576.10	
	21-Sep-06		<25	94	<25	19,000	3,700	4,400	630	<25	<25	<25	40	<25	<25	<25	---	167,059
	06-Dec-06		<500	<500	<500	13,000	3,800	8,000	1,500	<500	<500	<500	<500	<500	<500	<500	---	168,800
	13-Mar-07		<500	<500	<500	12,000	3,500	8,800	1,100	<500	<500	<500	<500	<500	<500	<500	---	199,300
	20-Jun-07		<500	<500	<500	12,000	3,100	1,400	1,100	<500	<500	<500	<100	<500	<500	<500	---	148,680
	26-Sep-07		<100	<100	<100	15,000	4,000	3,700	1,100	<100	<100	<100	<100	<100	<100	<100	---	189,480
	12-Dec-07		<100	<100	<100	16,000	4,100	6,700	<200	<100	<100	<100	<100	<100	<100	<100	---	199,320
	20-Mar-08		<50 J	47 J	<50 J	31,000 J	3,100 J	1,900 J	230 J	<50 J	<50 J	<50 J	<50 J	<50 J	<50 J	<50 J	---	0
	25-Jun-08		<5.0	70	<5.0	24,000	3,400	2,200	32	<5.0	<5.0	<5.0	31	<5.0	21	---	172,980.70	
	18-Sep-08		<250	<250	<250	49,000	3,800	2,000	<500	<250	<250	<250	<250	<250	<250	<250	---	171,110
	17-Dec-08		<250	<250	<250	27,000	2,900	2,500	<500	<250	<250	<250	<250	<250	<250	<250	---	165,700
20-Mar-09		<250	<250	<250	32,000	3,700	---	<500	<250	---	<250	<250	<250	<250	<250	---	201,195	
25-Jun-09		<250	<250	<250	24,000	3,400	4,100	<500	<250	<250	<250	<250	<250	<250	<250	---	197,370	
25-Sep-09		<5,000	<5,000	<1,000	15,300	2,850	---	<20,000	<5,000	<1,000	<5,000	<5,000	<5,000	<5,000	<5,000	---	170,145	
16-Dec-09		<6,300	<6,300	<1,300	19,800	2,790	3,700 J	<25,000	<6,300	<1,300	<6,300	<6,300	<6,300	<6,300	<6,300	---	196,032	
dup	16-Dec-09		<6,300	<6,300	<1,300	20,300	2,850	3,650 J	<25,000	<6,300	<1,300	<6,300	<6,300	<6,300	<6,300	---	206,227	
	26-Mar-10		<5,000	<5,000	<1,000	43,900	2,870	2,030 J	<20,000	<5,000	<1,000	<5,000	<5,000	<5,000	<5,000	---	190,841	
	23-Jun-10		<5,000	<5,000	<1,000	23,900	2,710	1,790 J	<20,000	<5,000	<1,000	<5,000	<5,000	<5,000	<5,000	---	176,417	
	15-Sep-10		<5,000	<5,000	<1,000	19,400	2,700	2,070 J	<20,000	<5,000	<1,000	<5,000	<5,000	<5,000	<5,000	---	---	
	16-Dec-10		<5,000	<5,000	<1,000	36,700	3,180	<5,000	<20,000	<5,000	<1,000	<5,000	<5,000	<5,000	<5,000	---	182,694	

US EPA ARCHIVE DOCUMENT

Appendix C
Groundwater and Surface Water Analytical Results
Former Romic Environmental Technologies Corporation
East Palo Alto, California
Groundwater Monitoring Report

Sampling Location	Date Sample Collected	Cas Number	1,2,4-Trimethyl benzene (µg/L)	1,2,4-Trichloro benzene (µg/L)	1,3,5-Trimethyl benzene (µg/L)	1,1,2,2-Tetra chloro ethane (µg/L)	Vinyl Chloride (µg/L)	Total Xylenes (µg/L)	Freon 113 (µg/L)	Methylene Chloride (µg/L)	MTBE (µg/L)	n-Butyl benzene (µg/L)	n-Propyl benzene (µg/L)	sec-Butyl benzene (µg/L)	Naphthalene (µg/L)	Tetra hydro furan (µg/L)	Total VOCs µg/L	
			95-63-6	120-82-1	108-67-8	79-34-5	75-01-4	1330-20-7	76-13-1	75-09-2	1634-04-4	104-51-8	103-65-1	135-98-8	91-20-3	109-99-9		
RW-2C	12-Sep-00		<10.0	<10.0	<10.0	<10.0	<10.0	<10.0	<10.0	<10.0	---	<10.0	<10.0	<10.0	<10.0	<10.0	404.9	
	05-Dec-00		<2.0	<2.0	<2.0	<2.0	<2.0	<2.0	<2.0	<2.0	---	<2.0	<2.0	<2.0	<2.0	<2.0	11.04	
	21-Mar-01		<2.0	<2.0	<2.0	<2.0	<2.0	---	<2.0	<2.0	---	<2.0	<2.0	<2.0	<2.0	---	104.61	
	15-Jun-01		<2.0	<2.0	<2.0	<2.0	<2.0	---	<2.0	<2.0	---	<2.0	<2.0	<2.0	<2.0	<2.0	---	101.9
	06-Sep-01		<2.0	<2.0	<2.0	<2.0	<2.0	---	<2.0	<2.0	<2.0	<2.0	<2.0	<2.0	<2.0	<2.0	---	560.7
	18-Dec-01		<2.0	<2.0	<2.0	<2.0	<2.0	<5.0	<2.0	<2.0	---	<2.0	<2.0	<2.0	<2.0	<2.0	---	93
	04-Apr-02		<2.0	<2.0	<2.0	<2.0	<2.0	---	<2.0	<2.0	---	<2.0	<2.0	<2.0	<2.0	<2.0	---	97.4
	12-Jun-02		<2.0	<2.0	<2.0	<2.0	<2.0	---	<2.0	<2.0	---	<2.0	<2.0	<2.0	<2.0	<2.0	---	159.8
	25-Sep-02		<2.5	3.6	<2.5	<2.5	11	---	<2.5	<2.5	---	<2.5	<2.5	<2.5	<2.5	<2.5	---	107.4
	02-Jan-03		<1.2	<1.2	<1.2	<1.2	<1.2	<1.2	<1.2	<1.2	<1.2	<1.2	<1.2	<1.2	<1.2	<1.2	---	12.1
	12-Mar-03		<1.0	<1.0	<1.0	<1.0	<1.0	<1.0	<1.0	<1.0	<1.0	<1.0	<1.0	<1.0	<1.0	<1.0	---	52.9
	17-Jun-03		<2.5	<2.5	<2.5	<2.5	<2.5	---	<2.5	<2.5	<2.5	<2.5	<2.5	<2.5	<2.5	<2.5	---	63.8
	17-Sep-03		<1.0	<1.0	<1.0	<1.0	<1.0	<1.0	<1.0	<1.0	<1.0	<1.0	<1.0	<1.0	<1.0	<1.0	---	73.5
	19-Dec-03		<50	<50	<50	<50	<50	<50	<50	<50	<50	<50	<50	<50	<50	<50	---	0
	dup	19-Dec-03		<50	<50	<50	<50	<50	<50	<50	<50	<50	<50	<50	<50	<50	---	0
		18-Mar-04		<0.50	<0.50	<0.50	<0.50	<0.50	<0.50	<0.50	<0.50	<0.50	<0.50	<0.50	<0.50	<0.50	---	80.1
		22-Jun-04		<2.5	<2.5	<2.5	<2.5	<2.5	<2.5	<2.5	<2.5	<2.5	<2.5	<2.5	<2.5	<2.5	---	94.3
		22-Jun-04		<2.5	<2.5	<2.5	<2.5	<2.5	<2.5	<2.5	<2.5	<2.5	<2.5	<2.5	<2.5	<2.5	---	69.9
		28-Sep-04		<2.5	<2.5	<2.5	<2.5	<2.5	<2.5	<2.5	<2.5	<2.5	<2.5	<2.5	<2.5	<2.5	---	425.3
		20-Dec-04		<0.50	<0.50	<0.50	<0.50	<0.50	<0.50	<0.50	<0.50	<0.50	<0.50	<0.50	<0.50	<0.50	---	8.29
	29-Mar-05		<5.0	<5.0	<5.0	<5.0	<5.0	<5.0	<5.0	<5.0	<5.0	<5.0	<5.0	<5.0	<5.0	---	346.7	
	07-Jun-05		<2.5	<2.5	<2.5	<2.5	<2.5	---	<2.5	<2.5	---	<2.5	<2.5	<2.5	<2.5	---	170.2	
	18-Aug-05		<3.1	<3.1	<3.1	<3.1	<3.1	<31	<63	<3.1	<3.1	<3.1	<3.1	<3.1	<3.1	---	446.1	
	30-Nov-05		<0.5	<0.5	<0.5	<0.5	<0.5	<5.0	<10	<0.5	<0.5	<0.5	<0.5	<0.5	<0.5	---	101.9	
	23-Mar-06		<2.5	<2.5	<2.5	<2.5	<2.5	<25	<50	<2.5	<2.5	<2.5	<2.5	<2.5	<2.5	---	377.5	
	14-Jun-06		<0.5	<0.5	<0.5	<0.5	<1.0	<0.5	<0.5	<0.5	<0.5	<0.5	<0.5	<0.5	<0.5	---	60.5	
	05-Dec-06		<0.5	<0.5	<0.5	<0.5	<1.0	<0.5	<0.5	<0.5	<0.5	<0.5	<0.5	<0.5	<0.5	---	1.59	
	14-Mar-07		<5.0	<5.0	<5.0	<5.0	<10	<5.0	<10	<5.0	<5.0	<5.0	<5.0	<5.0	<5.0	---	0	
	18-Jun-07		<0.5	<0.5	<0.5	<0.5	<1.0	<0.5	<1.0	<0.5	<0.5	<0.5	<0.5	<0.5	<0.5	---	3.5	
	25-Sep-07		<0.50	<0.50	<0.50	<0.50	<1.0	<0.50	<1.0	<0.50	<0.50	<0.50	<0.50	<0.50	<0.50	---	379	
	10-Dec-07		<0.50	<0.50	<0.50	<0.50	<1.0	<0.50	<1.0	<0.50	<0.50	<0.50	<0.50	<0.50	<0.50	---	10.74	
	23-Jun-08		<0.50	<0.50	<0.50	<0.50	<1.0	<0.50	<1.0	<0.50	<0.50	<0.50	<0.50	<0.50	<0.50	---	6.14	
	16-Sep-08		<0.50	<0.50	<0.50	<0.50	<0.5	<0.50	<1.0	<0.50	<0.50	<0.50	<0.50	<0.50	<0.50	---	16.78	
	15-Dec-08		<2.5	<2.5	<2.5	<2.5	<0.5	<2.5	<5.0	<2.5	<2.5	<2.5	<2.5	<2.5	<2.5	---	11	
	17-Mar-09		<0.50	<0.50	<0.50	<0.50	<0.5	<0.50	<1.0	<0.50	<0.50	<0.50	<0.50	<0.50	<0.50	---	22.95	
	22-Jun-09		<0.50	<0.50	<0.50	<0.50	<0.5	<0.50	<1.0	<0.50	<0.50	<0.50	<0.50	<0.50	<0.50	---	16.59	
	22-Sep-09		<5.0	<5.0	<1.0	<1.0	<2.0	---	<20	<5.0	<1.0	<5.0	<5.0	<5.0	<5.0	---	38.89	
	14-Dec-09		<5.0	<5.0	<1.0	<1.0	<2.0	<5.0	<20	<5.0	<1.0	<5.0	<5.0	<5.0	<5.0	---	9.03	
	23-Mar-10		<10	<10	<2.0	1.3 J	<4.0	<10	<40	<10	<2.0	<10	<10	<10	<10	---	122.6	
dup	23-Mar-10		<5.0	<5.0	<1.0	0.85 J	<2.0	<5.0	<20	<5.0	<1.0	<5.0	<5.0	<5.0	<5.0	---	111.65	
	21-Jun-10		<5.0	<5.0	<1.0	<1.0	<2.0	<5.0	<20	<5.0	<1.0	<5.0	<5.0	<5.0	<5.0	---	13.49	
	14-Sep-10		<5.0	<5.0	<1.0	<1.0	<2.0	<5.0	<20	<5.0	<1.0	<5.0	<5.0	<5.0	<5.0	---	---	
	14-Dec-10		<5.0	<5.0	<1.0	<1.0	<2.0	<5.0	<20	<5.0	<1.0	<5.0	<5.0	<5.0	<5.0	---	3.55	

US EPA ARCHIVE DOCUMENT

Appendix C
Groundwater and Surface Water Analytical Results
Former Romic Environmental Technologies Corporation
East Palo Alto, California
Groundwater Monitoring Report

Sampling Location	Date Sample Collected	Cas Number	1,2,4-Trimethyl benzene (µg/L)	1,2,4-Trichloro benzene (µg/L)	1,3,5-Trimethyl benzene (µg/L)	1,1,2,2-Tetra chloro ethane (µg/L)	Vinyl Chloride (µg/L)	Total Xylenes (µg/L)	Freon 113 (µg/L)	Methylene Chloride (µg/L)	MTBE (µg/L)	n-Butyl benzene (µg/L)	n-Propyl benzene (µg/L)	sec-Butyl benzene (µg/L)	Naphthalene (µg/L)	Tetra hydro furan (µg/L)	Total VOCs µg/L	
			95-63-6	120-82-1	108-67-8	79-34-5	75-01-4	1330-20-7	76-13-1	75-09-2	1634-04-4	104-51-8	103-65-1	135-98-8	91-20-3	109-99-9		
RW-3C	13-Sep-00		<2.0	<2.0	<2.0	<2.0	<2.0	<2.0	<2.0	<2.0	---	<2.0	<2.0	<2.0	<2.0	<2.0	0	
	20-Mar-01		<2.0	<2.0	<2.0	<2.0	<2.0	---	<2.0	<2.0	---	<2.0	<2.0	<2.0	<2.0	---	0	
	05-Sep-01		<2.0	<2.0	<2.0	<2.0	<2.0	<5.0	<2.0	<2.0	<2.0	<2.0	<2.0	<2.0	<2.0	---	0	
	03-Apr-02		<2.0	<2.0	<2.0	<2.0	<2.0	---	<2.0	<2.0	---	<2.0	<2.0	<2.0	<2.0	---	0	
	dup 03-Apr-02		<2.0	<2.0	<2.0	<2.0	<2.0	---	<2.0	<2.0	---	<2.0	<2.0	<2.0	<2.0	<2.0	---	0
	24-Sep-02		<0.50	<0.50	<0.50	<0.50	<0.50	---	<0.50	<0.50	<0.50	---	<0.50	<0.50	<0.50	<0.50	---	0
	11-Mar-03		<0.50	<0.50	<0.50	<0.50	<0.50	<0.50	<0.50	<0.50	<0.50	<0.50	<0.50	<0.50	<0.50	<0.50	---	0
	16-Sep-03		<0.50	<0.50	<0.50	<0.50	<0.50	<0.50	<0.50	<0.50	<0.50	<0.50	<0.50	<0.50	<0.50	<0.50	---	0
	dup 16-Sep-03		<0.50	<0.50	<0.50	<0.50	<0.50	<0.50	<0.50	<0.50	<0.50	<0.50	<0.50	<0.50	<0.50	<0.50	---	0
	27-Sep-04		<0.50	<0.50	<0.50	<0.50	<0.50	<0.50	<0.50	<0.50	<0.50	<0.50	<0.50	<0.50	<0.50	<0.50	---	0
	18-Aug-05		<0.5	<0.5	<0.5	<0.5	<0.5	<0.5	<5.0	<10	<0.5	<0.5	<0.5	<0.5	<0.5	<0.5	---	0
	22-Mar-06		<0.5	<0.5	<0.5	<0.5	<0.5	<0.5	<5.0	<10	<0.5	<0.5	<0.5	<0.5	<0.5	<0.5	---	0
	22-Sep-06		<0.5	<0.5	<0.5	<0.5	<0.5	<1.0	<0.5	<1.0	<0.5	<0.5	<0.5	<0.5	<0.5	<0.5	---	0
	24-Sep-07		<0.50	<0.50	<0.50	<0.50	<1.0	<0.50	<1.0	<0.50	<0.50	<0.50	<0.50	<0.50	<0.50	<0.50	---	0
	15-Sep-08		<0.50	<0.50	<0.50	<0.50	<0.5	<0.50	<1.0	<0.50	<0.50	<0.50	<0.50	<0.50	<0.50	<0.50	---	0.27
21-Sep-09		<1.0	<2.0	<1.0	<1.0	---	---	<5.0	<1.0	<1.0	<1.0	<1.0	<1.0	<1.0	<5.0	---	0.48	
14-Sep-10		<5.0	<5.0	<1.0	<1.0	<2.0	<5.0	<20	<5.0	<1.0	<5.0	<5.0	<5.0	<5.0	<5.0	---	---	
RW-4C	12-Sep-00		<2.0	<2.0	<2.0	<2.0	<2.0	<2.0	<2.0	<2.0	---	<2.0	<2.0	<2.0	<2.0	<2.0	0	
	05-Dec-00		<2.0	<2.0	<2.0	<2.0	<2.0	<2.0	<2.0	<2.0	---	<2.0	<2.0	<2.0	<2.0	<2.0	0	
	21-Mar-01		<2.0	<2.0	<2.0	<2.0	<2.0	---	<2.0	<2.0	---	<2.0	<2.0	<2.0	<2.0	---	0	
	dup 21-Mar-01		<2.0	<2.0	<2.0	<2.0	<2.0	---	<2.0	<2.0	---	<2.0	<2.0	<2.0	<2.0	<2.0	---	0
	15-Jun-01		<2.0	<2.0	<2.0	<2.0	<2.0	---	<2.0	<2.0	---	<2.0	<2.0	<2.0	<2.0	<2.0	---	0
	06-Sep-01		<2.0	<2.0	<2.0	<2.0	<2.0	---	<2.0	<2.0	<2.0	<2.0	<2.0	<2.0	<2.0	<2.0	---	0
	03-Apr-02		<2.0	<2.0	<2.0	<2.0	<2.0	---	<2.0	<2.0	---	<2.0	<2.0	<2.0	<2.0	<2.0	---	0
	11-Jun-02		<2.0	<2.0	<2.0	<2.0	<2.0	---	<2.0	<2.0	---	<2.0	<2.0	<2.0	<2.0	<2.0	---	0
	24-Sep-02		<0.50	<0.50	<0.50	<0.50	<0.50	---	<0.50	<0.50	<0.50	---	<0.50	<0.50	<0.50	<0.50	---	0.88
	02-Jan-03		<0.50	<0.50	<0.50	<0.50	<0.50	<0.50	<0.50	<0.50	<0.50	<0.50	<0.50	<0.50	<0.50	<0.50	---	0.78
	11-Mar-03		<0.50	<0.50	<0.50	<0.50	<0.50	<0.50	<0.50	<0.50	<0.50	<0.50	<0.50	<0.50	<0.50	<0.50	---	0.64
	17-Sep-03		<0.50	<0.50	<0.50	<0.50	<0.50	<0.50	<0.50	<0.50	<0.50	<0.50	<0.50	<0.50	<0.50	<0.50	---	0.51
	28-Sep-04		<0.50	<0.50	<0.50	<0.50	<0.50	<0.50	<0.50	<0.50	<0.50	<0.50	<0.50	<0.50	<0.50	<0.50	---	0.57
	17-Aug-05		<0.5	<0.5	<0.5	<0.5	<0.5	<5.0	<10	<0.5	<0.5	<0.5	<0.5	<0.5	<0.5	<0.5	---	0
	22-Mar-06		<0.5	<0.5	<0.5	<0.5	<0.5	<5.0	<10	<0.5	<0.5	<0.5	<0.5	<0.5	<0.5	<0.5	---	0
22-Sep-06		<0.5	<0.5	<0.5	<0.5	<1.0	<5.0	<1.0	<0.5	<0.5	<0.5	<0.5	<0.5	<0.5	<0.5	---	0	
24-Sep-07		<0.50	<0.50	<0.50	<0.50	<1.0	<0.50	<1.0	<0.50	<0.50	<0.50	<0.50	<0.50	<0.50	<0.50	---	0	
15-Sep-08		<5.0	<5.0	<5.0	<5.0	<0.5	<5.0	<10	<5.0	<5.0	<5.0	<5.0	<5.0	<5.0	<5.0	---	4,496	
21-Sep-09		<1.0	<2.0	<1.0	<1.0	---	---	<5.0	<1.0	<1.0	<1.0	<1.0	<1.0	<1.0	<5.0	---	0.46	
14-Sep-10		<5.0	<5.0	<1.0	<1.0	<2.0	<5.0	<20	<5.0	<1.0	<5.0	<5.0	<5.0	<5.0	<5.0	---	---	

US EPA ARCHIVE DOCUMENT

Appendix C
Groundwater and Surface Water Analytical Results
Former Romic Environmental Technologies Corporation
East Palo Alto, California
Groundwater Monitoring Report

Sampling Location	Date Sample Collected	Cas Number	1,2,4-Trimethyl benzene (µg/L)	1,2,4-Trichloro benzene (µg/L)	1,3,5-Trimethyl benzene (µg/L)	1,1,2,2-Tetra chloro ethane (µg/L)	Vinyl Chloride (µg/L)	Total Xylenes (µg/L)	Freon 113 (µg/L)	Methylene Chloride (µg/L)	MTBE (µg/L)	n-Butyl benzene (µg/L)	n-Propyl benzene (µg/L)	sec-Butyl benzene (µg/L)	Naphthalene (µg/L)	Tetra hydro furan (µg/L)	Total VOCs µg/L
			95-63-6	120-82-1	108-67-8	79-34-5	75-01-4	1330-20-7	76-13-1	75-09-2	1634-04-4	104-51-8	103-65-1	135-98-8	91-20-3	109-99-9	
RW-5C	17-Dec-03		<5.0	<5.0	<5.0	70	<5.0	<5.0	<5.0	<5.0	<5.0	<5.0	<5.0	<5.0	<5.0	---	3,506
	17-Mar-04		<50	<50	<50	67	<50	<50	<50	<50	<50	<50	<50	<50	<50	---	4,622
	24-Jun-04		<50	<50	<50	<50	<50	<50	<50	<50	<50	<50	<50	<50	<50	---	4,542
	30-Sep-04		<25	<25	<25	38	<25	<25	<25	<25	<25	<25	<25	<25	<25	---	3,781
	20-Dec-04		<50	<50	<50	<50	<50	<50	<50	<50	<50	<50	<50	<50	<50	---	3,057
	29-Mar-05		<25	<25	<25	<25	<25	<25	<25	<25	<25	<25	<25	<25	<25	---	2,701
	08-Jun-05		<500	<500	<500	<500	<500	---	<500	<500	---	<500	<500	<500	<500	---	1,500
	18-Aug-05		<13	<13	<13	34	<13	<130	<250	<13	<13	<13	<13	<13	<13	---	1,440
	01-Dec-05		<6.3	<6.3	<6.3	20	<6.3	<63	<130	<6.3	<6.3	<6.3	<6.3	<6.3	<6.3	---	6,578
	27-Mar-06		<20	<20	<20	24	<20	<200	<400	<20	<20	<20	<20	<20	<20	---	834
	15-Jun-06		<5.0	<5.0	<5.0	56	<10	<5.0	<5.0	<5.0	<5.0	<5.0	<5.0	<5.0	<5.0	---	5,104.30
	21-Sep-06		<5.0	<5.0	<5.0	550	<10	<5.0	<10	<5.0	<5.0	<5.0	<5.0	<5.0	<5.0	---	9,677
	05-Dec-06		<5.0	<5.0	<5.0	580	<10	<5.0	<10	<5.0	<5.0	<5.0	<5.0	<5.0	<5.0	---	9,108
	13-Mar-07		<50	<50	<50	270	<100	<50	<100	<50	<50	<50	<50	<50	<50	---	9,220
	18-Jun-07		<10	<10	<10	74	<20	<10	<20	<10	<10	<10	<10	<10	<10	---	19,757
	26-Sep-07		<0.50	<0.50	<0.50	72	<1.0	<0.50	<1.0	<0.50	<0.50	<0.50	<0.50	<0.50	<0.50	---	13,470
	11-Dec-07		<10	<10	<10	37	<20	<10	<20	<10	<10	<10	<10	<10	<10	---	75
	20-Mar-08		<5.0 J	<5.0 J	<5.0 J	20 J	<20 J	<5.0 J	<20 J	<5.0 J	<5.0 J	<5.0 J	<5.0 J	<5.0 J	<5.0 J	---	0
	24-Jun-08		<2.5	<2.5	<2.5	11	<5.0	<2.5	<5.0	<2.5	<2.5	<2.5	<2.5	<2.5	<2.5	---	49.5
	18-Sep-08		<50	<50	<50	<50	<0.5	<50	<100	<50	<50	<50	<50	<50	<50	---	---
	16-Dec-08		<50	<50	<50	<50	<0.5	<50	<100	<50	<50	<50	<50	<50	<50	---	2,520
dup	16-Dec-08		<50	<50	<50	23 J	<0.5	<50	<100	<50	<50	<50	<50	<50	<50	---	2,576
	20-Mar-09		<50	<50	<50	<50	<0.5	---	<100	<50	---	<50	<50	<50	<50	---	---
dup	20-Mar-09		<50	<50	<50	<50	<0.5	---	<100	<50	---	<50	<50	<50	<50	---	---
	23-Jun-09		<25	<25	<25	<25	<0.5	<25	<50	<25	<25	<25	<25	<25	<25	---	---
	23-Sep-09		<50 /UJ	<50 /UJ	<10 /UJ	<10 /UJ	<20 /UJ	---	<200 /UJ	<50 /UJ	<10 /UJ	<50 /UJ	<50 /UJ	<50 /UJ	<50 /UJ	---	12 /J
	15-Dec-09		<50 /UJ	<50 /UJ	<10 /UJ	<10 /UJ	<20 /UJ	<50 /UJ	<200 /UJ	<50 /UJ	<10 /UJ	<50 /UJ	<50 /UJ	<50 /UJ	<50 /UJ	---	10.6 /J
	23-Mar-10		<50	<50	<10	<10	<20	<50	<200	<50	<10	<50	<50	<50	<50	---	14.5
	22-Jun-10		<5.0	<5.0	<1.0	0.88 J	<2.0	<5.0	<20	<5.0	<1.0	<5.0	<5.0	<5.0	<5.0	---	40.81
	14-Sep-10		<5.0	<5.0	<1.0	<1.0	<2.0	<5.0	<20	<5.0	<1.0	<5.0	<5.0	<5.0	<5.0	---	---
	15-Dec-10		<25	<25	<5.0	<5.0	<10	<25	<100	<25	<5.0	<25	<25	<25	<25	---	90.3

US EPA ARCHIVE DOCUMENT

Appendix C
Groundwater and Surface Water Analytical Results
Former Romic Environmental Technologies Corporation
East Palo Alto, California
Groundwater Monitoring Report

Sampling Location	Date Sample Collected	Cas Number	1,2,4-Trimethyl benzene (µg/L)	1,2,4-Trichloro benzene (µg/L)	1,3,5-Trimethyl benzene (µg/L)	1,1,2,2-Tetra chloro ethane (µg/L)	Vinyl Chloride (µg/L)	Total Xylenes (µg/L)	Freon 113 (µg/L)	Methylene Chloride (µg/L)	MTBE (µg/L)	n-Butyl benzene (µg/L)	n-Propyl benzene (µg/L)	sec-Butyl benzene (µg/L)	Naphthalene (µg/L)	Tetra hydro furan (µg/L)	Total VOCs µg/L
			95-63-6	120-82-1	108-67-8	79-34-5	75-01-4	1330-20-7	76-13-1	75-09-2	1634-04-4	104-51-8	103-65-1	135-98-8	91-20-3	109-99-9	
RW-7C	12-Sep-00		<2.0	<2.0	<2.0	<2.0	<2.0	<2.0	<2.0	<2.0	---	<2.0	<2.0	<2.0	<2.0	<2.0	0
	05-Dec-00		<2.0	<2.0	<2.0	<2.0	<2.0	<2.0	<2.0	<2.0	---	<2.0	<2.0	<2.0	<2.0	<2.0	0
	21-Mar-01		<2.0	<2.0	<2.0	<2.0	<2.0	---	<2.0	<2.0	---	<2.0	<2.0	<2.0	<2.0	---	0
	15-Jun-01		<2.0	<2.0	<2.0	<2.0	<2.0	---	<2.0	<2.0	---	<2.0	<2.0	<2.0	<2.0	<2.0	0
	06-Sep-01		<2.0	<2.0	<2.0	<2.0	<2.0	---	<2.0	<2.0	<2.0	<2.0	<2.0	<2.0	<2.0	<2.0	0
	01-Apr-02		<2.0	<2.0	<2.0	<2.0	<2.0	---	<2.0	<2.0	<2.0	---	<2.0	<2.0	<2.0	<2.0	0
	11-Jun-02		<2.0	<2.0	<2.0	<2.0	<2.0	---	<2.0	<2.0	<2.0	---	<2.0	<2.0	<2.0	<2.0	0
	24-Sep-02		<0.50	<0.50	<0.50	<0.50	<0.50	---	<0.50	<0.50	<0.50	---	<0.50	<0.50	<0.50	<0.50	0
	02-Jan-03		<0.50	<0.50	<0.50	<0.50	<0.50	<0.50	<0.50	<0.50	<0.50	<0.50	<0.50	<0.50	<0.50	<0.50	0
	11-Mar-03		<0.50	<0.50	<0.50	<0.50	<0.50	<0.50	<0.50	<0.50	<0.50	<0.50	<0.50	<0.50	<0.50	<0.50	0
	16-Sep-03		<0.50	<0.50	<0.50	<0.50	<0.50	<0.50	<0.50	<0.50	<0.50	<0.50	<0.50	<0.50	<0.50	<0.50	0
	28-Sep-04		<0.50	<0.50	<0.50	<0.50	<0.50	<0.50	<0.50	<0.50	<0.50	<0.50	<0.50	<0.50	<0.50	<0.50	0
	17-Aug-05		<0.5	<0.5	<0.5	<0.5	<0.5	<5.0	<10	<0.5	<0.5	<0.5	<0.5	<0.5	<0.5	<0.5	0
	22-Mar-06		<0.5	<0.5	<0.5	<0.5	<0.5	<5.0	<10	<0.5	<0.5	<0.5	<0.5	<0.5	<0.5	<0.5	0
	21-Sep-06		<0.5	<0.5	<0.5	<0.5	<1.0	<0.5	<1.0	<0.5	<0.5	<0.5	<0.5	<0.5	<0.5	<0.5	0
	24-Sep-07		<0.50	<0.50	<0.50	<0.50	<1.0	<0.50	<1.0	<0.50	<0.50	<0.50	<0.50	<0.50	<0.50	<0.50	0
	16-Sep-08		<0.50	<0.50	<0.50	<0.50	<0.5	<0.50	<1.0	<0.50	<0.50	<0.50	<0.50	<0.50	<0.50	<0.50	---
21-Sep-09		<1.0	<2.0	<1.0	<1.0	---	---	<5.0	<1.0	<1.0	<1.0	<1.0	<1.0	<1.0	<5.0	<ND	
dup	21-Sep-09		<1.0	<2.0	<1.0	<1.0	---	---	<5.0	<1.0	<1.0	<1.0	<1.0	<1.0	<5.0	<ND	
	14-Sep-10		<5.0	<5.0	<1.0	<1.0	<2.0	<5.0	<20	<5.0	<1.0	<5.0	<5.0	<5.0	<5.0	---	
RW-8C	13-Sep-00		<2.0	<2.0	<2.0	54.3	<2.0	<2.0	<2.0	<2.0	---	<2.0	<2.0	<2.0	<2.0	<2.0	335.63
	22-Mar-01		<2.0	<2.0	<2.0	12.5	<2.0	---	<2.0	<2.0	---	<2.0	<2.0	<2.0	<2.0	---	22.85
	06-Sep-01		<2.0	<2.0	<2.0	45	<2.0	---	<2.0	<2.0	<2.0	<2.0	<2.0	<2.0	<2.0	---	181.8
	04-Apr-02		<2.0	<2.0	<2.0	2.8	<2.0	---	<2.0	<2.0	---	<2.0	<2.0	<2.0	<2.0	<2.0	9.4
	25-Sep-02		<1.0	<1.0	<1.0	30	<1.0	---	1	<1.0	---	<1.0	<1.0	<1.0	<1.0	<1.0	102
	12-Mar-03		0.54	<0.50	<0.50	2.3	3.7	<0.50	<0.50	<0.50	4.7	<0.50	<0.50	<0.50	<0.50	<0.50	25.33
	17-Sep-03		<2.5	<2.5	<2.5	50	<2.5	<2.5	<2.5	<2.5	<2.5	<2.5	<2.5	<2.5	<2.5	<2.5	97.7
	17-Mar-04		<0.50	<0.50	<0.50	4.8	<0.50	<0.50	<0.50	<0.50	4.1	<0.50	<0.50	<0.50	<0.50	<0.50	14.67
	28-Sep-04		<0.50	<0.50	<0.50	57	<0.50	<0.50	<0.50	<0.50	<0.50	<0.50	<0.50	<0.50	<0.50	<0.50	99.4
	dup	28-Sep-04		<0.50	<0.50	<0.50	36	<0.50	<0.50	<0.50	<0.50	<0.50	<0.50	<0.50	<0.50	<0.50	80.64
		28-Mar-05		<12	<12	<12	770	<12	<12	50	<12	<12	<12	<12	<12	<12	2,201
		19-Aug-05		1.5	2.6	<0.5	44	8.3	<5.0	<10	<0.5	<0.5	1.1	<0.5	0.8	7	217.4
		24-Mar-06		1.3	3.1	<10	12	10.3	<5.0	<10	<0.5	<0.5	0.9	<10	<10	3.8	71.8
		22-Sep-06		0.63	0.78	<0.5	65	<1.0	<0.5	<1.0	<0.5	<0.5	<0.5	<0.5	<0.5	<0.5	107.37
		14-Mar-07		<5.0	<5.0	<5.0	<5.0	<10	<5.0	<10	<5.0	<5.0	<5.0	<5.0	<5.0	<5.0	0
		14-Mar-07		<5.0	<5.0	<5.0	<5.0	<10	<5.0	<10	<5.0	<5.0	<5.0	<5.0	<5.0	<5.0	0
		24-Sep-07		<0.50	<0.50	<0.50	6.2	3.5	<0.50	<1.0	<0.50	<0.50	<0.50	<0.50	<0.50	<0.50	27.12
	18-Mar-08		1.9	<0.50	<0.50	47	2.6	<0.50	<1.0	0.71	<0.50	0.62	<0.50	<0.50	0.9	81.84	
	16-Sep-08		0.81	<0.50	<0.50	72	1.36	0.31 J	<1.0	0.29 J	<0.50	0.27 J	<0.50	<0.50	<0.50	109.49	
dup	16-Sep-08		0.83	<0.50	<0.50	64	1.59	0.27 J	<1.0	0.31 J	<0.50	0.27 J	<0.50	<0.50	<0.50	99.09	
	17-Mar-09		1.1	<0.50	<0.50	41	1.15	<0.50	<1.0	<0.50	<0.50	<0.50	<0.50	<0.50	<0.50	59.7	
	22-Sep-09		0.60 J	<5.0	<1.0	38.7	<2.0	---	<20	<5.0	<1.0	<5.0	<5.0	<5.0	<5.0	62.48	
	23-Mar-10		<5.0	<5.0	<1.0	21.8	<2.0	<5.0	<20	<5.0	<1.0	<5.0	<5.0	<5.0	<5.0	32.78	
	14-Sep-10		<5.0	<5.0	<1.0	35.0	<2.0	<5.0	<20	<5.0	<1.0	<5.0	<5.0	<5.0	<5.0	---	

US EPA ARCHIVE DOCUMENT

Appendix C
Groundwater and Surface Water Analytical Results
Former Romic Environmental Technologies Corporation
East Palo Alto, California
Groundwater Monitoring Report

Sampling Location	Date Sample Collected	Cas Number	1,2,4-Trimethyl benzene (µg/L)	1,2,4-Trichloro benzene (µg/L)	1,3,5-Trimethyl benzene (µg/L)	1,1,2,2-Tetra chloro ethane (µg/L)	Vinyl Chloride (µg/L)	Total Xylenes (µg/L)	Freon 113 (µg/L)	Methylene Chloride (µg/L)	MTBE (µg/L)	n-Butyl benzene (µg/L)	n-Propyl benzene (µg/L)	sec-Butyl benzene (µg/L)	Naphthalene (µg/L)	Tetrahydrofuran (µg/L)	Total VOCs µg/L	
			95-63-6	120-82-1	108-67-8	79-34-5	75-01-4	1330-20-7	76-13-1	75-09-2	1634-04-4	104-51-8	103-65-1	135-98-8	91-20-3	109-99-9		
RW-10C dup	17-Dec-03		<5.0	<5.0	<5.0	<5.0	<5.0	36	5.1	<5.0	<5.0	<5.0	<5.0	<5.0	<5.0	---	4,851.10	
	17-Mar-04		<100	<100	<100	<100	<100	<100	<100	<100	<100	<100	<100	<100	<100	---	10,330	
	24-Jun-04		<250	<250	<250	<250	<250	<250	<250	<250	<250	<250	<250	<250	<250	---	11,610	
	30-Sep-04		<250	<250	<250	<250	<250	<250	<250	<250	<250	<250	<250	<250	<250	---	7,740	
	20-Dec-04		<500	<500	<500	<500	<500	<500	<500	<500	<500	<500	<500	<500	<500	---	9,400	
	08-Jun-05		<500	<500	<500	1,100	<500	---	<500	<500	<500	---	<500	<500	<500	<500	---	8,260
	19-Aug-05		<50	<50	<50	520	<50	<500	<1,000	<50	<50	<50	<50	<50	<50	<50	---	9,582
	02-Dec-05		<20	<20	<20	1,500	<20	<200	<400	<20	<20	<20	<20	<20	<20	<20	---	5,999
	02-Dec-05		<31	<31	<31	1,200	<31	<310	<630	<31	<31	<31	<31	<31	<31	<31	---	5,623.52
	27-Mar-06		<25	<25	<25	8,600	45	<250	<500	<25	<25	<25	<25	<25	<25	<25	---	16,884
	15-Jun-06		<0.50	1.5	<0.50	12,000	83	25	<0.50	<0.50	<0.50	<0.50	0.51	<0.50	0.66	---	13,851.37	
	21-Sep-06		<2.5	<2.5	<2.5	8,000	25	<2.5	<5.0	<2.5	<2.5	<2.5	<2.5	<2.5	<2.5	<2.5	---	9,738.30
	05-Dec-06		<2.5	<2.5	<2.5	9,900	17.1	<2.5	<5.0	<2.5	<2.5	<2.5	<2.5	<2.5	<2.5	<2.5	---	11,043.90
	13-Mar-07		<5.0	<5.0	<5.0	5,100	<10	<5.0	<10	<5.0	<5.0	<5.0	<5.0	<5.0	<5.0	<5.0	---	5,603.10
	20-Jun-07		<5.0	<5.0	<5.0	630	4.7 J	<5.0	<10	<5.0	<5.0	<5.0	<5.0	<5.0	<5.0	<5.0	---	2,018.10
	26-Sep-07		<5.0	<5.0	<5.0	110	<5.0	<5.0	<10	<5.0	<5.0	<5.0	<5.0	<5.0	<5.0	<5.0	---	2,149.40
	12-Dec-07		<2.5	<2.5	<2.5	13	2.6	<2.5	<5.0	<2.5	<2.5	<2.5	<2.5	<2.5	<2.5	<2.5	---	101.2
	20-Mar-08		<2.5 J	<2.5 J	<2.5 J	<2.5 J	2.5 J	<2.5 J	5.4 J	<2.5 J	<2.5 J	<2.5 J	<2.5 J	<2.5 J	<2.5 J	<2.5 J	---	0
	24-Jun-08		<0.50	<0.50	<0.50	2.2	5	<0.50	1.3	<0.50	<0.50	<0.50	<0.50	<0.50	<0.50	<0.50	---	53.87
	17-Sep-08		<10	<10	<10	<10	<0.5	<10	<20	<10	<10	<10	<10	<10	<10	<10	---	52.2
16-Dec-08		<5.0	<5.0	<5.0	5.6	4.6	<5.0	<10	<5.0	<5.0	<5.0	<5.0	<5.0	<5.0	<5.0	---	52.2	
17-Mar-09		<10	<10	<10	<10	<0.5	<10	<20	<10	<10	<10	<10	<10	<10	<10	---	38.8	
23-Jun-09		<5.0	<5.0	<5.0	12	<0.5	<5.0	<10	<5.0	<5.0	<5.0	<5.0	<5.0	<5.0	<5.0	---	79.9	
23-Sep-09		<5.0	<5.0	<1.0	8.4	4.1	---	<20	<5.0	<1.0	<5.0	<5.0	<5.0	<5.0	<5.0	---	62.25	
23-Mar-10		<5.0	<5.0	<1.0	23.4	4.4	<5.0	<20	<5.0	<1.0	<5.0	<5.0	<5.0	<5.0	<5.0	---	85.99	
22-Jun-10		<5.0	<5.0	<1.0	9.9	3.8	<5.0	<20	<5.0	<1.0	<5.0	<5.0	<5.0	<5.0	<5.0	---	67.34	
14-Sep-10		<5.0	<5.0	<1.0	10.8	3.3	<5.0	<20	<5.0	<1.0	<5.0	<5.0	<5.0	<5.0	<5.0	---	---	
15-Dec-10		<5.0	<5.0	<1.0	4.5	2.5	0.71 J	<20	<5.0	<1.0	<5.0	<5.0	<5.0	<5.0	<5.0	---	66.15	

US EPA ARCHIVE DOCUMENT

Appendix C
Groundwater and Surface Water Analytical Results
Former Romic Environmental Technologies Corporation
East Palo Alto, California
Groundwater Monitoring Report

Sampling Location	Date Sample Collected	Cas Number	1,2,4-Trimethyl benzene (µg/L)	1,2,4-Trichloro benzene (µg/L)	1,3,5-Trimethyl benzene (µg/L)	1,1,2,2-Tetra chloro ethane (µg/L)	Vinyl Chloride (µg/L)	Total Xylenes (µg/L)	Freon 113 (µg/L)	Methylene Chloride (µg/L)	MTBE (µg/L)	n-Butyl benzene (µg/L)	n-Propyl benzene (µg/L)	sec-Butyl benzene (µg/L)	Naphthalene (µg/L)	Tetra hydro furan (µg/L)	Total VOCs µg/L
			95-63-6	120-82-1	108-67-8	79-34-5	75-01-4	1330-20-7	76-13-1	75-09-2	1634-04-4	104-51-8	103-65-1	135-98-8	91-20-3	109-99-9	
RW-17C	30-Mar-05		<5,000	<5,000	<5,000	<5,000	6,300	<5,000	<5,000	<5,000	<5,000	<5,000	<5,000	<5,000	<5,000	---	308,300
	08-Jun-05		<500	<500	<500	<500	<500	<500	<500	<500	<500	<500	<500	<500	<500	---	51,800
dup	08-Jun-05		<500	<500	<500	<500	<500	---	<500	<500	---	<500	<500	<500	<500	---	52,000
	28-Jul-05		<130	<130	<130	<130	<130	<1,300	<2,500	<130	<130	<130	<130	<130	<130	---	22,570
	19-Aug-05		<200	<200	<200	<200	<200	<2,000	<4,000	<200	<200	<200	<200	<200	<200	---	34,280
dup	19-Aug-05		<130	<130	<130	<130	<130	<1,300	<2,500	<130	<130	<130	<130	<130	<130	---	37,710
	02-Dec-05		<200	<200	<200	2,600	<200	<2,000	<4,000	<200	<200	<200	<200	<200	<200	---	36,470
dup	27-Mar-06		<0.5	0.6	<0.5	2.3	6.7	<5.0	<10	<0.5	<0.5	<0.5	<0.5	<0.5	<0.5	---	88
	27-Mar-06		<0.5	0.5	<0.5	2.6	6.2	<5.0	<10	<0.5	<0.5	<0.5	<0.5	<0.5	<0.5	---	87.8
	15-Jun-06		<0.5	0.76	<0.5	62	11.8	<0.5	<0.5	<0.5	<0.5	<0.5	<0.5	<0.5	<0.5	---	280.19
	21-Sep-06		<5.0	<5.0	<5.0	4,100	13	<5.0	28	<5.0	<5.0	<5.0	<5.0	<5.0	<5.0	---	7,871.60
	05-Dec-06		<5.0	<5.0	<5.0	3,000	<10	<5.0	24	<5.0	<5.0	<5.0	<5.0	<5.0	<5.0	---	4,698.80
	13-Mar-07		<5.0	<5.0	<5.0	970	17	<5.0	<10	<5.0	<5.0	<5.0	<5.0	<5.0	<5.0	---	2,370.80
	19-Jun-07		<2.5	<2.5	<2.5	190	9.8	<2.5	5.2	<2.5	<2.5	<2.5	<2.5	<2.5	<2.5	---	1,611.40
	26-Sep-07		<2.5	<2.5	<2.5	270	15	<2.5	6.2	<2.5	<2.5	<2.5	<2.5	<2.5	<2.5	---	1,223.40
dup	26-Sep-07		<5.0	<5.0	<5.0	260	11	<5.0	<10	<5.0	<5.0	<5.0	<5.0	<5.0	<5.0	---	1,321
	11-Dec-07		<2.5	<2.5	<2.5	370	19.2	<2.5	7.2	<2.5	<2.5	<2.5	<2.5	<2.5	<2.5	---	761.1
	18-Mar-08		<5.0	<5.0	<5.0	150	12	<5.0	<10	<5.0	<5.0	<5.0	<5.0	<5.0	<5.0	---	7,854.40
dup	24-Jun-08		<0.50	0.62	<0.50	63	10.6 J	<0.50	<1.0	<0.50	<0.50	<0.50	<0.50	<0.50	<0.50	---	7,069.10
	24-Jun-08		<0.50	0.87	<0.50	56	25.6 J	<0.50	<1.0	<0.50	<0.50	<0.50	<0.50	<0.50	0.59	---	3,769.66
	17-Sep-08		<10	<10	<10	6.0	14	<10	<20	<10	<10	<10	<10	<10	<10	---	515
	16-Dec-08		<25	<25	<25	<25	44	<25	<50	<25	<25	<25	<25	<25	<25	---	154
	17-Mar-09		<10	<10	<10	<10	14	<10	<20	<10	<10	<10	<10	<10	<10	---	172
	23-Jun-09		<5.0	<5.0	<5.0	<5.0	15.4	<5.0	<10	<5.0	<5.0	<5.0	<5.0	<5.0	<5.0	---	132.2
dup	23-Jun-09		<5.0	<5.0	<5.0	<5.0	15.5	<5.0	<10	<5.0	<5.0	<5.0	<5.0	<5.0	<5.0	---	141.1
	24-Sep-09		<5.0 /UJ	0.59 J	<1.0 /UJ	1.7 /J	14.1 /J	---	<20 /UJ	<5.0 /UJ	<1.0 /UJ	<5.0 /UJ	<5.0 /UJ	<5.0 /UJ	<5.0 /UJ	---	105.4 /J
dup	24-Sep-09		<5.0 /UJ	0.50 J	<1.0 /UJ	1.4 /J	12.4 /J	---	<20 /UJ	<5.0 /UJ	<1.0 /UJ	<5.0 /UJ	<5.0 /UJ	<5.0 /UJ	<5.0 /UJ	---	95.93 /J
	15-Dec-09		<5.0 /UJ	0.65 J	<1.0 /UJ	5.7 /J	13.1 /J	<5.0 /UJ	<20 /UJ	<5.0 /UJ	<1.0 /UJ	<5.0 /UJ	<5.0 /UJ	<5.0 /UJ	0.65 J	---	66.94 /J
	23-Mar-10		<50	<50	<10	<10	28.5	<50	<200	<50	<10	<50	<50	<50	<50	---	267.8
	22-Jun-10		<20	<20	<4.0	<4.0	11.4	<20	<80	<20	<4.0	<20	<20	<20	<20	---	192.9
	14-Sep-10		<10	<10	<2.0	3.5	10.2	<10	<40	<10	<2.0	<10	<10	<10	<10	---	---
	15-Dec-10		<10	<10	<2.0	9.2	8.6	<10	<40	<10	<2.0	<10	<10	<10	<10	---	711.48

US EPA ARCHIVE DOCUMENT

Appendix C
Groundwater and Surface Water Analytical Results
Former Romic Environmental Technologies Corporation
East Palo Alto, California
Groundwater Monitoring Report

Sampling Location	Date Sample Collected	Cas Number	1,2,4-Trimethyl benzene (µg/L)	1,2,4-Trichloro benzene (µg/L)	1,3,5-Trimethyl benzene (µg/L)	1,1,2,2-Tetra chloro ethane (µg/L)	Vinyl Chloride (µg/L)	Total Xylenes (µg/L)	Freon 113 (µg/L)	Methylene Chloride (µg/L)	MTBE (µg/L)	n-Butyl benzene (µg/L)	n-Propyl benzene (µg/L)	sec-Butyl benzene (µg/L)	Naphthalene (µg/L)	Tetra hydro furan (µg/L)	Total VOCs µg/L
			95-63-6	120-82-1	108-67-8	79-34-5	75-01-4	1330-20-7	76-13-1	75-09-2	1634-04-4	104-51-8	103-65-1	135-98-8	91-20-3	109-99-9	
RW-18C	05-Dec-06		<25	140	<25	300	5,600	3,800	<50	<25	<25	<25	55	<25	<25	---	61,437
	15-Mar-07		<5.0	36	<5.0	16,000	1,800	400	300	<5.0	<5.0	5.4	16	<5.0	<5.0	---	64,546.30
	19-Jun-07		<100	<100	<100	790	600	420	<200	<100	<100	<25	<25	<25	<25	---	20,140
	27-Sep-07		<10	<10	<10	270	140	<10	<20	<10	<10	<5.0	<5.0	<5.0	<5.0	---	7,346
	12-Dec-07		<5.0	<5.0	<5.0	220	<10	<5.0	14	<5.0	<5.0	<25	<25	<25	<25	---	10,502.80
	19-Mar-08		<0.50	4.4	<0.50	460	43.3	6.4	<1.0	<0.50	<0.50	<0.50	<0.50	<0.50	<0.50	---	6,940
	25-Jun-08		<5.0	<5.0	<5.0	640	54 B	11	<10	<5.0	<5.0	<5.0	<5.0	<5.0	<5.0	---	9,325.20
	18-Sep-08		<5.0	17	<5.0	870	54	<5.0	<10	<5.0	<5.0	<5.0	6.1	<5.0	2.1 J	---	13,936.80
	17-Dec-08		<2.5	<2.5	<2.5	28	<0.5	<2.5	<5.0	<2.5	<2.5	<2.5	<2.5	<2.5	<2.5	---	1,612
	19-Mar-09		<2.5	<2.5	<2.5	4.8	<0.5	<2.5	<5.0	<2.5	<2.5	<2.5	<2.5	<2.5	<2.5	---	1,106
	24-Jun-09		<2.5	<2.5	<2.5	1.8 J	<0.5	<2.5	<5.0	<2.5	<2.5	<2.5	<2.5	<2.5	<2.5	---	485.3
	25-Sep-09		<25	<25	<5.0	2.3 J	<10	---	<100	<25	<5.0	<25	<25	<25	<25	---	438.5
	16-Dec-09		<83	<83	<17	18.8	<33	<83	<330	<83	<17	<83	<83	<83	<83	---	1,082.20
	24-Mar-10		<50	<50	<10	94.8	<20	<50	<200	<50	<10	<50	<50	<50	<50	---	933.2
	23-Jun-10		<50	<50	<10	186	11.8 J	<50	<200	<50	<10	<50	<50	<50	<50	---	1,487.10
14-Sep-10		<5.0	<5.0	<1.0	24.3	2.6	0.63 J	<20	<5.0	<1.0	<5.0	0.78 J	<5.0	<5.0	---	---	
15-Dec-10		<5.0	<5.0	<1.0	14.6	5.0	<5.0	<20	<5.0	<1.0	<5.0	1.6 J	<5.0	0.83 J	---	194.75	
RW-19C	19-Oct-06		<100	<100	<100	1,600	1,130	120	250	<100	<100	<25	<25	<25	<25	---	23,854
	04-Dec-06		<50	60	120	25,000	2,480	850	620	<50	<50	<5.0	<5.0	180	95	---	77,311
	15-Mar-07		<25	100	<50	59,000	10,500	3,100	18,000	<25	<25	<25	48	<25	180	---	733,380
	20-Jun-07		<100	<100	<25	13,000	1,210	230	420	<100	<100	<100	<100	<100	<100	---	50,120
	27-Sep-07		<50	<50	<100	9,500	1,680	130	300	<50	<50	<50	<50	<50	78	---	33,124
	12-Dec-07		<10	31	<50	8,600	910	39	180	<10	<10	<10	<10	<10	<10	---	24,101.80
	21-Mar-08		<10	<10	<50	7,800	510	<10	<20	<10	<10	<10	<10	<10	19	---	23,900
	25-Jun-08		<50	<50	<50	9,500	990	39	<100	<50	<50	<50	<50	<50	67	---	25,430
	18-Sep-08		<25	30	<25	7,500	720	19 J	<50	<25	<25	<25	14 J	<25	52	---	19,213
	17-Dec-08		<25	34	<25	5,300	950	24 J	<50	<25	<25	<25	16 J	<25	39	---	17,945
	20-Mar-09		<5.0	27	<5.0	2,100	590	---	<10	6.5	---	5.8	12	<5.0	65	---	7,497.40
	25-Jun-09		<10	33	<10	3,400	700	15	<20	<10	<10	6.4 J	16	<10	69	---	11,087.40
	25-Sep-09		<200	<200	<40	2,010	524	---	<800	<200	<40	<200	<200	<200	62.0 J	---	7,196.90
	16-Dec-09		<250	<250	<50	2,150	353	<250	<1,000	<250	<50	<250	<250	<250	56.0 J	---	5,653
	24-Mar-10		<100	<100	<20	1,670	451	<100	<400	<100	<20	<100	10.0 J	<100	77.9 J	---	5,572.60
24-Jun-10		<200	<200	<40	1,960	407	<200	<800	<200	<40	<200	<200	<200	60.3 J	---	6,278.40	
15-Sep-10		<100	<100	<20	1,510	320	<100	<400	<100	<20	<100	<100	<100	50.0 J	---	---	
16-Dec-10		<200	<200	<40	2,140	332	<200	<800	<200	<40	<200	<200	<200	51.4 J	---	5,445.10	

US EPA ARCHIVE DOCUMENT

Appendix C
Groundwater and Surface Water Analytical Results
Former Romic Environmental Technologies Corporation
East Palo Alto, California
Groundwater Monitoring Report

Sampling Location	Date Sample Collected	Cas Number	1,2,4-Trimethyl benzene (µg/L)	1,2,4-Trichloro benzene (µg/L)	1,3,5-Trimethyl benzene (µg/L)	1,1,2,2-Tetra chloro ethane (µg/L)	Vinyl Chloride (µg/L)	Total Xylenes (µg/L)	Freon 113 (µg/L)	Methylene Chloride (µg/L)	MTBE (µg/L)	n-Butyl benzene (µg/L)	n-Propyl benzene (µg/L)	sec-Butyl benzene (µg/L)	Naphthalene (µg/L)	Tetra hydro furan (µg/L)	Total VOCs µg/L	
			95-63-6	120-82-1	108-67-8	79-34-5	75-01-4	1330-20-7	76-13-1	75-09-2	1634-04-4	104-51-8	103-65-1	135-98-8	91-20-3	109-99-9		
RW-20C	26-Sep-07		<0.50	<0.50	<0.50	2.6	2.08	<0.50	1.2	<0.50	<0.50	<0.50	<0.50	<0.50	<0.50	---	85.78	
	10-Dec-07		<0.50	<0.50	<0.50	2.8	1.46	<0.50	<1.0	<0.50	<0.50	<0.50	<0.50	<0.50	<0.50	---	63.16	
	19-Mar-08		<0.50	<0.50	<0.50	2.7	1.46	<0.50	1.5	<0.50	<0.50	<0.50	<0.50	<0.50	<0.50	---	79.66	
	24-Jun-08		<0.50	<0.50	<0.50	2.2	0.46 J	<0.50	1.1	<0.50	<0.50	<0.50	<0.50	<0.50	<0.50	<0.50	---	63.61
	17-Sep-08		<0.50	<0.50	<0.50	3.6	0.9	<0.50	1.4	<0.50	<0.50	<0.50	<0.50	<0.50	<0.50	<0.50	---	67.45
	15-Dec-08		<5.0	<5.0	<5.0	<5.0	<0.5	<5.0	<10	<5.0	<5.0	<5.0	<5.0	<5.0	<5.0	<5.0	---	56.3
	17-Mar-09		<0.50	<0.50	<0.50	3.2	0.8	<0.50	<1.0	<0.50	<0.50	<0.50	<0.50	<0.50	<0.50	<0.50	---	69.94
	23-Jun-09		<0.50	<0.50	<0.50	6.5	1.57	<0.50	<1.0	<0.50	<0.50	<0.50	<0.50	<0.50	<0.50	<0.50	---	98.96
	23-Sep-09		<5.0	<5.0	<1.0	4.5	0.90 J	---	<20	<5.0	<1.0	<5.0	<5.0	<5.0	<5.0	<5.0	---	57.41
	14-Dec-09		<5.0	<5.0	<1.0	5.5	0.79 J	<5.0	<20	<5.0	<1.0	<5.0	<5.0	<5.0	<5.0	<5.0	---	63.98
	23-Mar-10		<5.0	<5.0	<1.0	8.1	0.89 J	<5.0	<20	<5.0	<1.0	<5.0	<5.0	<5.0	<5.0	<5.0	---	64.81
	22-Jun-10		<5.0	<5.0	<1.0	4.6	1.3 J	<5.0	<20	<5.0	<1.0	<5.0	<5.0	<5.0	<5.0	<5.0	---	60.19
	22-Jun-10		<5.0	<5.0	<1.0	4.9	1.4 J	<5.0	<20	<5.0	<1.0	<5.0	<5.0	<5.0	<5.0	<5.0	---	63.72
	14-Sep-10		<5.0	<5.0	<1.0	3.8	1.3 J	<5.0	<20	<5.0	<1.0	<5.0	<5.0	<5.0	<5.0	<5.0	---	---
	15-Dec-10		<5.0	<5.0	<1.0	6.3	1.8 J	<5.0	<20	<5.0	<1.0	<5.0	<5.0	<5.0	<5.0	<5.0	---	67.85
dup	15-Dec-10		<5.0	<5.0	<1.0	5.9	1.8 J	<5.0	<20	<5.0	<1.0	<5.0	<5.0	<5.0	<5.0	---	65.12	
RW-21C	26-Sep-07		<0.50	<0.50	<0.50	<0.50	<1.0	<0.50	<1.0	<0.50	<0.50	<0.50	<0.50	<0.50	<0.50	---	2.71	
	10-Dec-07		<0.50	<0.50	<0.50	0.42 J	<1.0	<0.50	<1.0	<0.50	<0.50	<0.50	<0.50	<0.50	<0.50	---	0.89	
	23-Jun-08		<0.50	<0.50	<0.50	<0.50	<1.0	<0.50	<1.0	<0.50	<0.50	<0.50	<0.50	<0.50	<0.50	---	0.6	
	15-Sep-08		<0.50	<0.50	<0.50	<0.50	<0.5	<0.50	<1.0	<0.50	<0.50	<0.50	<0.50	<0.50	<0.50	---	0.37	
	15-Dec-08		<2.5	<2.5	<2.5	<2.5	<0.5	<2.5	<5.0	<2.5	<2.5	<2.5	<2.5	<2.5	<2.5	---	---	
	16-Mar-09		<0.50	<0.50	<0.50	<0.50	<0.5	<0.50	<1.0	<0.50	<0.50	<0.50	<0.50	<0.50	<0.50	<0.50	---	0.54
	22-Jun-09		<0.50	<0.50	<0.50	<0.50	<0.5	<0.50	<1.0	<0.50	<0.50	<0.50	<0.50	<0.50	<0.50	<0.50	---	1.34
	21-Sep-09		<1.0	<2.0	<1.0	<1.0	---	---	<5.0	<1.0	<1.0	<1.0	<1.0	<1.0	<1.0	<5.0	---	<ND
	14-Dec-09		<5.0	<5.0	<1.0	<1.0	<2.0	<5.0	<20	<5.0	<1.0	<5.0	<5.0	<5.0	<5.0	<5.0	---	0.28
	22-Mar-10		<5.0	<5.0	<1.0	<1.0	<2.0	<5.0	<20	<5.0	<1.0	<5.0	<5.0	<5.0	<5.0	<5.0	---	ND
	21-Jun-10		<5.0	<5.0	<1.0	<1.0	<2.0	<5.0	<20	<5.0	<1.0	<5.0	<5.0	<5.0	<5.0	<5.0	---	0.48
	13-Sep-10		<5.0	<5.0	<1.0	<1.0	<2.0	<5.0	<20	<5.0	<1.0	<5.0	<5.0	<5.0	<5.0	<5.0	---	---
	14-Dec-10		<5.0	<5.0	<1.0	<1.0	<2.0	<5.0	<20	<5.0	<1.0	<5.0	<5.0	<5.0	<5.0	<5.0	---	0.23
RW-16D	14-Sep-00		<2.0	<2.0	<2.0	<2.0	<2.0	<2.0	<2.0	<2.0	---	---	---	---	---	<2.0	0	
	20-Mar-01		<2.0	<2.0	<2.0	<2.0	<2.0	---	<2.0	<2.0	---	---	---	---	---	---	0	
	05-Sep-01		<2.0	<2.0	<2.0	<2.0	<2.0	<5.0	<2.0	<2.0	<2.0	<2.0	<2.0	<2.0	<2.0	---	0	
	04-Apr-02		<2.0	<2.0	<2.0	<2.0	<2.0	---	<2.0	<2.0	---	---	---	---	---	---	0	
	25-Sep-02		<0.50	<0.50	<2.0	<0.50	<0.50	---	<0.50	<0.50	---	---	---	---	---	---	0	
	16-Sep-03		<0.50	<0.50	<0.50	<0.50	<0.50	<0.50	<0.50	<0.50	<0.50	<0.50	<0.50	<0.50	<0.50	<0.50	---	0
	27-Sep-04		<0.50	<0.50	<0.50	<0.50	<0.50	<0.50	<0.50	<0.50	<0.50	<0.50	<0.50	<0.50	<0.50	<0.50	---	0
	17-Aug-05		<0.5	<0.5	<0.50	<0.5	<0.5	<5.0	<10	<0.5	<0.5	<0.5	<0.5	<0.5	<0.5	<0.5	---	0
	22-Mar-06		<0.5	<0.5	<0.5	<0.5	<0.5	<5.0	<10	<0.5	<0.5	<0.5	<0.5	<0.5	<0.5	<0.5	---	0
	22-Sep-06		<0.5	<0.5	<0.5	<0.5	<1.0	<5.0	<1.0	<0.5	<0.5	<0.5	<0.5	<0.5	<0.5	<0.5	---	0
	24-Sep-07		<0.50	<0.50	<0.5	1.4	<1.0	<0.50	<1.0	<0.50	<0.50	<0.50	<0.50	<0.50	<0.50	<0.50	---	138
	17-Mar-08		<0.50	<0.50	<0.5	<0.50	<1.0	<0.50	<1.0	<0.50	<0.50	<0.50	<0.50	<0.50	<0.50	<0.50	---	0
	15-Sep-08		<0.50	<0.50	<0.50	<0.50	<0.5	<0.50	<1.0	<0.50	<0.50	<0.50	<0.50	<0.50	<0.50	<0.50	---	---
23-Sep-09		<5.0	<5.0	<1.0	<1.0	<2.0	---	<20	<5.0	<1.0	<5.0	<5.0	<5.0	<5.0	<5.0	---	<ND	
13-Sep-10		<5.0	<5.0	<1.0	<1.0	<2.0	<5.0	<20	<5.0	<1.0	<5.0	<5.0	<5.0	<5.0	<5.0	---	---	

US EPA ARCHIVE DOCUMENT

Appendix C
Groundwater and Surface Water Analytical Results
Former Romic Environmental Technologies Corporation
East Palo Alto, California
Groundwater Monitoring Report

Sampling Location	Date Sample Collected	Cas Number	1,2,4-Trimethyl benzene (µg/L)	1,2,4-Trichloro benzene (µg/L)	1,3,5-Trimethyl benzene (µg/L)	1,1,2,2-Tetra chloro ethane (µg/L)	Vinyl Chloride (µg/L)	Total Xylenes (µg/L)	Freon 113 (µg/L)	Methylene Chloride (µg/L)	MTBE (µg/L)	n-Butyl benzene (µg/L)	n-Propyl benzene (µg/L)	sec-Butyl benzene (µg/L)	Naphthalene (µg/L)	Tetra hydro furan (µg/L)	Total VOCs µg/L
			95-63-6	120-82-1	108-67-8	79-34-5	75-01-4	1330-20-7	76-13-1	75-09-2	1634-04-4	104-51-8	103-65-1	135-98-8	91-20-3	109-99-9	
S-2	22-Mar-10		<5.0	<5.0	<1.0	44.9	<2.0	<5.0	<20	<5.0	0.51 J	<5.0	<5.0	<5.0	<5.0	---	66.84
	21-Jun-10		<5.0	<5.0	<1.0	<1.0	<2.0	<5.0	<20	<5.0	<1.0	<5.0	<5.0	<5.0	<5.0	---	ND
	14-Sep-10		<5.0	<5.0	<1.0	<1.0	<2.0	<5.0	<20	<5.0	<1.0	<5.0	<5.0	<5.0	<5.0	---	---
	14-Dec-10		<5.0	<5.0	<1.0	<1.0	<2.0	<5.0	<20	<5.0	<1.0	<5.0	<5.0	<5.0	<5.0	---	ND
S-4	22-Mar-10		<5.0	<5.0	<1.0	19.1	<2.0	<5.0	<20	<5.0	<1.0	<5.0	<5.0	<5.0	<5.0	---	27.54
	21-Jun-10		<5.0	<5.0	<1.0	<1.0	<2.0	<5.0	<20	<5.0	<1.0	<5.0	<5.0	<5.0	<5.0	---	ND
	14-Sep-10		<5.0	<5.0	<1.0	<1.0	<2.0	<5.0	<20	<5.0	<1.0	<5.0	<5.0	<5.0	<5.0	---	---
	14-Dec-10		<5.0	<5.0	<1.0	<1.0	<2.0	<5.0	<20	<5.0	<1.0	<5.0	<5.0	<5.0	<5.0	---	ND
S-7	22-Mar-10		<5.0	<5.0	<1.0	31.5	<2.0	<5.0	<20	<5.0	<1.0	<5.0	<5.0	<5.0	<5.0	---	46.34
	21-Jun-10		<5.0	<5.0	<1.0	<1.0	<2.0	<5.0	<20	<5.0	<1.0	<5.0	<5.0	<5.0	<5.0	---	ND
	14-Sep-10		<5.0	<5.0	<1.0	<1.0	<2.0	<5.0	<20	<5.0	<1.0	<5.0	<5.0	<5.0	<5.0	---	---
	14-Dec-10		<5.0	<5.0	<1.0	<1.0	<2.0	<5.0	<20	<5.0	<1.0	<5.0	<5.0	<5.0	<5.0	---	ND
S-10	22-Mar-10		<5.0	<5.0	<1.0	<1.0	<2.0	<5.0	<20	<5.0	<1.0	<5.0	<5.0	<5.0	<5.0	---	ND
	21-Jun-10		<5.0	<5.0	<1.0	0.47 J	<2.0	<5.0	<20	<5.0	<1.0	<5.0	<5.0	<5.0	<5.0	---	0.47
	14-Sep-10		<5.0	<5.0	<1.0	<1.0	<2.0	<5.0	<20	<5.0	<1.0	<5.0	<5.0	<5.0	<5.0	---	---
	14-Dec-10		<5.0	<5.0	<1.0	<1.0	<2.0	<5.0	<20	<5.0	<1.0	<5.0	<5.0	<5.0	<5.0	---	ND

US EPA ARCHIVE DOCUMENT

Appendix C
Groundwater and Surface Water Analytical Results
Former Romic Environmental Technologies Corporation
East Palo Alto, California
Groundwater Monitoring Report

Sampling Location	Date Sample Collected	Cas Number	1,2,4-Trimethyl benzene (µg/L)	1,2,4-Trichloro benzene (µg/L)	1,3,5-Trimethyl benzene (µg/L)	1,1,2,2-Tetra chloro ethane (µg/L)	Vinyl Chloride (µg/L)	Total Xylenes (µg/L)	Freon 113 (µg/L)	Methylene Chloride (µg/L)	MTBE (µg/L)	n-Butyl benzene (µg/L)	n-Propyl benzene (µg/L)	sec-Butyl benzene (µg/L)	Naphthalene (µg/L)	Tetra hydro furan (µg/L)	Total VOCs µg/L
			95-63-6	120-82-1	108-67-8	79-34-5	75-01-4	1330-20-7	76-13-1	75-09-2	1634-04-4	104-51-8	103-65-1	135-98-8	91-20-3	109-99-9	
Equipment Blank	12-Sep-00		<2.0	<2.0	<2.0	<2.0	<2.0	<2.0	<2.0	<2.0	---	<2.0	<2.0	<2.0	<2.0	<2.0	0
	13-Sep-00		<2.0	<2.0	<2.0	<2.0	<2.0	<2.0	<2.0	<2.0	---	<2.0	<2.0	<2.0	<2.0	<2.0	0
	14-Sep-00		<2.0	<2.0	<2.0	<2.0	<2.0	<2.0	<2.0	<2.0	---	<2.0	<2.0	<2.0	<2.0	<2.0	0
	19-Mar-01		<2.0	<2.0	<2.0	<2.0	<2.0	<2.0	---	<2.0	NNA	<2.0	<2.0	<2.0	<2.0	---	0
	20-Mar-01		<2.0	<2.0	<2.0	<2.0	<2.0	<2.0	---	<2.0	---	<2.0	<2.0	<2.0	<2.0	<2.0	0
	21-Mar-01		<2.0	<2.0	<2.0	<2.0	<2.0	<2.0	---	<2.0	---	<2.0	<2.0	<2.0	<2.0	<2.0	0
	22-Mar-01		<2.0	<2.0	<2.0	<2.0	<2.0	<2.0	---	<2.0	---	<2.0	<2.0	<2.0	<2.0	<2.0	0
	23-Mar-01		<2.0	<2.0	<2.0	<2.0	<2.0	<2.0	---	<2.0	---	<2.0	<2.0	<2.0	<2.0	<2.0	0
	13-Jun-01		<2.0	<2.0	<2.0	<2.0	<2.0	<2.0	---	<2.0	---	<2.0	<2.0	<2.0	<2.0	<2.0	0
	05-Sep-01		<2.0	<2.0	<2.0	<2.0	<2.0	<2.0	---	<2.0	<2.0	<2.0	<2.0	<2.0	<2.0	<2.0	0
	06-Sep-01		<2.0	<2.0	<2.0	<2.0	<2.0	<2.0	---	<2.0	<2.0	<2.0	<2.0	<2.0	<2.0	<2.0	2.1
	07-Sep-01		<2.0	<2.0	<2.0	<2.0	<2.0	<2.0	---	<2.0	<2.0	<2.0	<2.0	<2.0	<2.0	<2.0	2.2
	03-Apr-02		<2.0	<2.0	<2.0	<2.0	<2.0	<2.0	---	<2.0	---	<2.0	<2.0	<2.0	<2.0	<2.0	0
	04-Apr-02		<2.0	<2.0	<2.0	<2.0	<2.0	<2.0	---	<2.0	---	<2.0	<2.0	<2.0	<2.0	<2.0	0
	04-Apr-02		<2.0	<2.0	<2.0	<2.0	<2.0	<2.0	---	<2.0	---	<2.0	<2.0	<2.0	<2.0	<2.0	0
	08-Apr-02		<2.0	<2.0	<2.0	<2.0	<2.0	<2.0	---	<2.0	---	<2.0	<2.0	<2.0	<2.0	<2.0	0
	11-Jun-02		<2.0	<2.0	<2.0	<2.0	<2.0	<2.0	---	<2.0	---	<2.0	<2.0	<2.0	<2.0	<2.0	0
	12-Jun-02		<2.0	<2.0	<2.0	<2.0	<2.0	<2.0	---	<2.0	---	<2.0	<2.0	<2.0	<2.0	<2.0	0
	24-Sep-02		<0.50	<0.50	<0.50	<0.50	<0.50	<0.50	---	<0.50	---	<0.50	<0.50	<0.50	<0.50	<0.50	0.76
	25-Sep-02		<0.50	<0.50	<0.50	<0.50	<0.50	<0.50	---	<0.50	---	<0.50	<0.50	<0.50	<0.50	<0.50	0
	26-Sep-02		<0.50	<0.50	<0.50	<0.50	<0.50	<0.50	---	<0.50	---	<0.50	<0.50	<0.50	<0.50	<0.50	0.86
	27-Sep-02		<0.50	<0.50	<0.50	<0.50	<0.50	<0.50	---	<0.50	---	<0.50	<0.50	<0.50	<0.50	<0.50	1.31
	03-Jan-03		<0.50	<0.50	<0.50	<0.50	<0.50	<0.50	---	<0.50	<0.50	<0.50	<0.50	<0.50	<0.50	<0.50	0.86
	11-Mar-03		<0.50	<0.50	<0.50	<0.50	<0.50	<0.50	<0.50	<0.50	<0.50	<0.50	<0.50	<0.50	<0.50	<0.50	0.86
	12-Mar-03		<0.50	<0.50	<0.50	<0.50	<0.50	<0.50	<0.50	<0.50	<0.50	<0.50	<0.50	<0.50	<0.50	<0.50	0.86
	12-Mar-03		<0.50	<0.50	<0.50	<0.50	<0.50	<0.50	<0.50	<0.50	<0.50	<0.50	<0.50	<0.50	<0.50	<0.50	1.36
	18-Jun-03		<0.50	<0.50	<0.50	<0.50	<0.50	<0.50	---	<0.50	<0.50	<0.50	<0.50	<0.50	<0.50	<0.50	0.86
	16-Sep-03		<0.50	<0.50	<0.50	<0.50	<0.50	<0.50	<0.50	<0.50	<0.50	<0.50	<0.50	<0.50	<0.50	<0.50	0
	16-Sep-03		<0.50	<0.50	<0.50	<0.50	<0.50	<0.50	<0.50	0.77	<0.50	<0.50	<0.50	<0.50	<0.50	<0.50	1.56
	17-Sep-03		<0.50	<0.50	<0.50	<0.50	<0.50	<0.50	<0.50	0.85	<0.50	<0.50	<0.50	<0.50	<0.50	<0.50	1.59
	17-Sep-03		<0.50	<0.50	<0.50	<0.50	<0.50	<0.50	<0.50	0.79	<0.50	<0.50	<0.50	<0.50	<0.50	<0.50	1.57
	18-Sep-03		<0.50	<0.50	<0.50	<0.50	<0.50	<0.50	<0.50	0.74	<0.50	<0.50	<0.50	<0.50	<0.50	<0.50	1.43
	18-Dec-03		<0.50	<0.50	<0.50	<0.50	<0.50	<0.50	<0.50	0.74	<0.50	<0.50	<0.50	<0.50	<0.50	<0.50	1.43
	19-Dec-03		<0.50	<0.50	<0.50	<0.50	<0.50	<0.50	<0.50	0.74	<0.50	<0.50	<0.50	<0.50	<0.50	<0.50	1.43
	17-Mar-04		<0.50	<0.50	<0.50	<0.50	<0.50	<0.50	<0.50	<0.50	<0.50	<0.50	<0.50	<0.50	<0.50	<0.50	0.9
	18-Mar-04		<0.50	<0.50	<0.50	<0.50	<0.50	<0.50	<0.50	<0.50	<0.50	<0.50	<0.50	<0.50	<0.50	<0.50	0.87
	25-Jun-04		<0.50	<0.50	<0.50	<0.50	<0.50	<0.50	<0.50	<0.50	<0.50	<0.50	<0.50	<0.50	<0.50	<0.50	0
	29-Sep-04		<0.50	<0.50	<0.50	<0.50	<0.50	<0.50	<0.50	<0.50	<0.50	<0.50	<0.50	<0.50	<0.50	<0.50	0
	30-Sep-04		<0.50	<0.50	<0.50	<0.50	<0.50	<0.50	<0.50	<0.50	<0.50	<0.50	<0.50	<0.50	<0.50	<0.50	0
	22-Dec-04		<0.50	<0.50	<0.50	<0.50	<0.50	<0.50	<0.50	<0.50	<0.50	<0.50	<0.50	<0.50	<0.50	<0.50	0
	19-Aug-05		<0.5	<0.5	<0.5	<0.5	<0.5	<0.5	<5.0	<10	<0.5	<0.5	<0.5	<0.5	<0.5	<0.5	0
	24-Mar-06		<0.5	<0.5	<0.5	<0.5	<0.5	<0.5	<5.0	<10	<0.5	<0.5	<0.5	<0.5	<0.5	<0.5	0
	15-Jun-06		<0.5	<0.5	<0.5	<0.5	<0.5	<1.0	<0.5	<0.5	<0.5	<0.5	<0.5	<0.5	<0.5	<0.5	0
	23-Sep-06		<0.5	<0.5	<0.5	<0.5	<0.5	<1.0	<0.5	<1.0	<0.5	<0.5	<0.5	<0.5	<0.5	<0.5	0
	10-Dec-07		<0.50	<0.50	<0.50	<0.50	<0.50	<1.0	<0.50	<1.0	<0.50	<0.50	<0.50	<0.50	<0.50	<0.50	0
	25-Jun-08		<0.50	<0.50	<0.50	<0.50	<0.50	0.49 B	<0.50	<1.0	<0.50	<0.50	<0.50	<0.50	<0.50	<0.50	0
	16-Sep-08		<0.50	<0.50	<0.50	<0.50	<0.50	<0.5	<0.50	<1.0	<0.50	<0.50	<0.50	<0.50	<0.50	<0.50	---

US EPA ARCHIVE DOCUMENT

Appendix C
Groundwater and Surface Water Analytical Results
Former Romic Environmental Technologies Corporation
East Palo Alto, California
Groundwater Monitoring Report

Sampling Location	Date Sample Collected	Cas Number	1,2,4-Trimethyl benzene (µg/L)	1,2,4-Trichloro benzene (µg/L)	1,3,5-Trimethyl benzene (µg/L)	1,1,2,2-Tetra chloro ethane (µg/L)	Vinyl Chloride (µg/L)	Total Xylenes (µg/L)	Freon 113 (µg/L)	Methylene Chloride (µg/L)	MTBE (µg/L)	n-Butyl benzene (µg/L)	n-Propyl benzene (µg/L)	sec-Butyl benzene (µg/L)	Naphthalene (µg/L)	Tetra hydro furan (µg/L)	Total VOCs µg/L
			95-63-6	120-82-1	108-67-8	79-34-5	75-01-4	1330-20-7	76-13-1	75-09-2	1634-04-4	104-51-8	103-65-1	135-98-8	91-20-3	109-99-9	
Field Blank	02-Dec-05		<0.5	<0.5	<0.5	<0.5	<0.5	<0.5	<5.0	<10	<0.5	<0.5	<0.5	<0.5	<0.5	---	0
	23-Sep-06		<0.5	<0.5	<0.5	<0.5	<0.5	<1.0	<0.5	<1.0	<0.5	<0.5	<0.5	<0.5	<0.5	---	0
	05-Dec-06		<0.5	<0.5	<0.5	<0.5	<0.5	<1.0	<0.5	<1.0	<0.5	<0.5	<0.5	<0.5	<0.5	---	0
	13-Mar-07		<0.5	<0.5	<0.5	<0.5	<0.5	<1.0	<0.5	<1.0	<0.5	<0.5	<0.5	<0.5	<0.5	---	0
	25-Sep-07		<0.50	<0.50	<0.50	<0.50	<0.50	<1.0	<0.50	<1.0	<0.50	<0.50	<0.50	<0.50	<0.50	---	0
	18-Mar-08		<0.50	<0.50	<0.50	<0.50	<0.50	<1.0	<0.50	<1.0	<0.50	<0.50	<0.50	<0.50	<0.50	---	0
	25-Jun-08		<0.50	<0.50	<0.50	<0.50	<0.50	0.52 B	<0.50	<1.0	<0.50	<0.50	<0.50	<0.50	<0.50	---	0
	16-Sep-08		<0.50	<0.50	<0.50	<0.50	<0.50	<0.5	<0.50	<1.0	<0.50	<0.50	<0.50	<0.50	<0.50	---	0.62
	17-Dec-08		<0.50	<0.50	<0.50	<0.50	<0.50	<0.5	<0.50	<1.0	<0.50	<0.50	<0.50	<0.50	<0.50	---	---
	20-Mar-09		<0.50	<0.50	<0.50	<0.50	<0.50	<0.5	---	<1.0	---	<0.50	<0.50	<0.50	<0.50	---	---
	24-Jun-09		<0.50	<0.50	<0.50	<0.50	<0.50	<0.5	<0.50	1.2	<0.50	<0.50	<0.50	<0.50	<0.50	---	1.2
	26-Mar-10		<5.0	<5.0	<5.0	<1.0	<1.0	<2.0	<5.0	<20	<1.0	<5.0	<5.0	<5.0	<5.0	---	ND
	24-Jun-10		<5.0	<5.0	<5.0	<1.0	<1.0	<2.0	<5.0	<20	<1.0	<5.0	<5.0	<5.0	<5.0	---	ND
Trip Blank	12-Sep-00		<2.0	---	<2.0	---	<2.0	<2.0	<2.0	<2.0	---	---	---	---	---	<2.0	0
	05-Dec-00		<2.0	---	<2.0	---	<2.0	<2.0	<2.0	<2.0	---	---	---	---	---	<2.0	0
	19-Mar-01		<2.0	---	<2.0	---	<2.0	<2.0	---	<2.0	---	---	---	---	---	---	0
	23-Mar-01		<2.0	---	<2.0	---	<2.0	<2.0	---	<2.0	---	---	---	---	---	---	0
	07-Sep-01		<2.0	<2.0	<2.0	<2.0	<2.0	<2.0	---	<2.0	<2.0	<2.0	<2.0	<2.0	<2.0	---	0
	05-Apr-02		<2.0	---	<2.0	---	<2.0	<2.0	---	<2.0	---	---	---	---	---	---	0
	08-Apr-02		<2.0	---	<2.0	---	<2.0	<2.0	---	<2.0	---	---	---	---	---	---	0
	26-Sep-02		<0.50	---	<0.50	---	<0.50	<0.50	---	<0.50	---	---	---	---	---	---	0
	26-Sep-02		<0.50	---	<0.50	---	<0.50	<0.50	---	0.67	---	---	---	---	---	---	0.67
	03-Jan-03		<0.50	<0.50	<0.50	<0.50	<0.50	<0.50	---	0.54	<0.50	<0.50	<0.50	<0.50	<0.50	---	0.54
	11-Mar-03		<0.50	<0.50	<0.50	<0.50	<0.50	<0.50	<0.50	<0.50	<0.50	<0.50	<0.50	<0.50	<0.50	---	0.73
	12-Mar-03		<0.50	<0.50	<0.50	<0.50	<0.50	<0.50	<0.50	<0.50	<0.50	<0.50	<0.50	<0.50	<0.50	---	0
	12-Mar-03		<0.50	<0.50	<0.50	<0.50	<0.50	<0.50	<0.50	<0.50	<0.50	<0.50	<0.50	<0.50	<0.50	---	0
	13-Mar-03		<0.50	<0.50	<0.50	<0.50	<0.50	<0.50	<0.50	<0.50	<0.50	<0.50	<0.50	<0.50	<0.50	---	0
	18-Jun-03		<0.50	<0.50	<0.50	<0.50	<0.50	<0.50	<0.50	<0.50	<0.50	<0.50	<0.50	<0.50	<0.50	---	0
	19-Sep-03		<0.50	<0.50	<0.50	<0.50	<0.50	<0.50	<0.50	<0.50	<0.50	<0.50	<0.50	<0.50	<0.50	---	0
	17-Dec-03		<0.50	<0.50	<0.50	<0.50	<0.50	<0.50	<0.50	<0.50	<0.50	<0.50	<0.50	<0.50	<0.50	---	0
	19-Dec-03		<0.50	<0.50	<0.50	<0.50	<0.50	<0.50	<0.50	<0.50	<0.50	<0.50	<0.50	<0.50	<0.50	---	0
	17-Mar-04		<0.50	<0.50	<0.50	<0.50	<0.50	<0.50	<0.50	<0.50	<0.50	<0.50	<0.50	<0.50	<0.50	---	0.96
	28-Sep-04		<0.50	<0.50	<0.50	<0.50	<0.50	<0.50	<0.50	<0.50	<0.50	<0.50	<0.50	<0.50	<0.50	---	0
	30-Sep-04		<0.50	<0.50	<0.50	<0.50	<0.50	<0.50	<0.50	<0.50	<0.50	<0.50	<0.50	<0.50	<0.50	---	0
	20-Dec-04		<0.50	<0.50	<0.50	<0.50	<0.50	<0.50	<0.50	<0.50	<0.50	<0.50	<0.50	<0.50	<0.50	---	0
	21-Dec-04		<0.50	<0.50	<0.50	<0.50	<0.50	<0.50	<0.50	<0.50	<0.50	<0.50	<0.50	<0.50	<0.50	---	0
	22-Dec-04		<0.50	<0.50	<0.50	<0.50	<0.50	<0.50	<0.50	<0.50	<0.50	<0.50	<0.50	<0.50	0.55	---	0.55
	30-Mar-05		<0.50	<0.50	<0.50	<0.50	<0.50	<0.50	---	<0.50	---	---	---	---	---	---	0
	07-Jun-05		<0.50	<0.50	<0.50	<0.50	<0.50	<0.50	---	<0.50	---	---	---	---	---	---	0
	08-Jun-05		<0.50	<0.50	<0.50	<0.50	<0.50	<0.50	---	<0.50	---	---	---	---	---	---	0
	28-Jul-05		<0.5	<0.5	<0.5	<0.5	<0.5	<0.5	<5.0	<10	<0.5	<0.5	<0.5	<0.5	<0.5	---	0
	30-Nov-05		<0.5	<0.5	<0.5	<0.5	<0.5	<0.5	<5.0	<10	<0.5	<0.5	<0.5	<0.5	<0.5	---	0
	02-Dec-05		<0.5	<0.5	<0.5	<0.5	<0.5	<0.5	<5.0	<10	<0.5	<0.5	<0.5	<0.5	<0.5	---	0
	24-Mar-06		<0.5	<0.5	<0.5	<0.5	<0.5	<0.5	<5.0	<10	<0.5	<0.5	<0.5	<0.5	<0.5	---	0
	27-Mar-06		<0.5	<0.5	<0.5	<0.5	<0.5	<0.5	<5.0	<10	<0.5	<0.5	<0.5	<0.5	<0.5	---	0

US EPA ARCHIVE DOCUMENT

Appendix C
Groundwater and Surface Water Analytical Results
Former Romic Environmental Technologies Corporation
East Palo Alto, California
Groundwater Monitoring Report

Sampling Location	Date Sample Collected	Cas Number	1,2,4-Trimethyl benzene (µg/L)	1,2,4-Trichloro benzene (µg/L)	1,3,5-Trimethyl benzene (µg/L)	1,1,2,2-Tetra chloro ethane (µg/L)	Vinyl Chloride (µg/L)	Total Xylenes (µg/L)	Freon 113 (µg/L)	Methylene Chloride (µg/L)	MTBE (µg/L)	n-Butyl benzene (µg/L)	n-Propyl benzene (µg/L)	sec-Butyl benzene (µg/L)	Naphthalene (µg/L)	Tetrahydrofuran (µg/L)	Total VOCs µg/L
			95-63-6	120-82-1	108-67-8	79-34-5	75-01-4	1330-20-7	76-13-1	75-09-2	1634-04-4	104-51-8	103-65-1	135-98-8	91-20-3	109-99-9	
Trip Blank (cont)	14-Jun-06		<0.5	<0.5	<0.5	<0.5	<0.5	<1.0	<0.5	<0.5	<0.5	<0.5	<0.5	<0.5	<0.5	---	0
	15-Jun-06		<0.5	<0.5	<0.5	<0.5	<0.5	<1.0	<0.5	<0.5	<0.5	<0.5	<0.5	<0.5	<0.5	---	0
	21-Sep-06		<0.5	<0.5	<0.5	<0.5	<0.5	<1.0	<0.5	<0.5	<0.5	<0.5	<0.5	<0.5	<0.5	---	0
	23-Sep-06		<0.5	<0.5	<0.5	<0.5	<0.5	<1.0	<0.5	<0.5	<0.5	<0.5	<0.5	<0.5	<0.5	---	0
	19-Oct-06		<0.5	<0.5	<0.5	<0.5	<0.5	<1.0	<0.5	<0.5	<0.5	<0.5	<0.5	<0.5	<0.5	---	0
	06-Dec-06		<0.5	<0.5	<0.5	<0.5	<0.5	<1.0	<0.5	<0.5	<0.5	<0.5	<0.5	<0.5	<0.5	---	0
	06-Dec-06		<0.5	<0.5	<0.5	<0.5	<0.5	<1.0	<0.5	<0.5	<0.5	<0.5	<0.5	<0.5	<0.5	---	0
	18-Jun-07		<0.5	<0.5	<0.5	<0.5	<0.5	<1.0	<0.5	<0.5	<0.5	<0.5	<0.5	<0.5	<0.5	---	0
	24-Sep-07		<0.50	<0.50	<0.50	<0.50	<0.50	<1.0	<0.50	<1.0	<0.50	<0.50	<0.50	<0.50	<0.50	---	0
	25-Sep-07		<0.50	<0.50	<0.50	<0.50	<0.50	<1.0	<0.50	<1.0	<0.50	<0.50	<0.50	<0.50	<0.50	---	0
	26-Sep-07		<0.50	<0.50	<0.50	<0.50	<0.50	<1.0	<0.50	<1.0	<0.50	<0.50	<0.50	<0.50	<0.50	---	0
	10-Dec-07		<0.50	<0.50	<0.50	<0.50	<0.50	<1.0	<0.50	<1.0	<0.50	<0.50	<0.50	<0.50	<0.50	---	0
	18-Mar-08		<0.50	<0.50	<0.50	<0.50	<0.50	<1.0	<0.50	<1.0	<0.50	<0.50	<0.50	<0.50	<0.50	---	0
	19-Mar-08		<0.50	<0.50	<0.50	<0.50	<0.50	<1.0	<0.50	<1.0	<0.50	<0.50	<0.50	<0.50	<0.50	---	0
	20-Mar-08		<0.50	<0.50	<0.50	<0.50	<0.50	<1.0	<0.50	<1.0	<0.50	<0.50	<0.50	<0.50	<0.50	---	0
	21-Mar-08		<0.50	<0.50	<0.50	<0.50	<0.50	<1.0	<0.50	<1.0	<0.50	<0.50	<0.50	<0.50	<0.50	---	0
	23-Jun-08		<0.50	<0.50	<0.50	<0.50	<0.50	<1.0	<0.50	<1.0	<0.50	<0.50	<0.50	<0.50	<0.50	---	1.1
	24-Jun-08		<0.50	<0.50	<0.50	<0.50	<0.50	<1.0	<0.50	<1.0	<0.50	<0.50	<0.50	<0.50	<0.50	---	0.53
	25-Jun-08		<0.50	<0.50	<0.50	<0.50	<0.50	0.74 B	<0.50	<1.0	<0.50	<0.50	<0.50	<0.50	<0.50	---	0.77
	26-Jun-08		<0.50	<0.50	<0.50	<0.50	<0.50	0.41 B	<0.50	<1.0	<0.50	<0.50	<0.50	<0.50	<0.50	---	0.86
	15-Sep-08		<0.50	<0.50	<0.50	<0.50	<0.50	<0.5	<0.50	<1.0	<0.50	<0.50	<0.50	<0.50	<0.50	---	1.3
	16-Sep-08		<0.50	<0.50	<0.50	<0.50	<0.50	<0.5	<0.50	<1.0	<0.50	<0.50	<0.50	<0.50	<0.50	---	1.18
	17-Sep-08		<0.50	<0.50	<0.50	<0.50	<0.50	<0.5	<0.50	<1.0	<0.50	<0.50	<0.50	<0.50	<0.50	---	0.56
	18-Sep-08		<0.50	<0.50	<0.50	<0.50	<0.50	<0.5	<0.50	<1.0	<0.50	<0.50	<0.50	<0.50	<0.50	---	0.38
	30-Sep-08		<0.50	<0.50	<0.50	<0.50	<0.50	<0.5	<0.50	<1.0	<0.50	<0.50	<0.50	<0.50	<0.50	---	---
	15-Dec-08		<0.50	<0.50	<0.50	<0.50	<0.50	<0.5	<0.50	<1.0	<0.50	<0.50	<0.50	<0.50	<0.50	---	---
	16-Dec-08		<0.50	<0.50	<0.50	<0.50	<0.50	<0.5	<0.50	<1.0	<0.50	<0.50	<0.50	<0.50	<0.50	---	---
	17-Dec-08		<0.50	<0.50	<0.50	<0.50	<0.50	<0.5	<0.50	<1.0	<0.50	<0.50	<0.50	<0.50	<0.50	---	---
	16-Mar-09		<0.50	<0.50	<0.50	<0.50	<0.50	<0.5	<0.50	<1.0	<0.50	<0.50	<0.50	<0.50	<0.50	---	---
	17-Mar-09		<0.50	<0.50	<0.50	<0.50	<0.50	<0.5	<0.50	<1.0	<0.50	<0.50	<0.50	<0.50	<0.50	---	0.21
	19-Mar-09		<0.50	<0.50	<0.50	<0.50	<0.50	<0.5	<0.50	<1.0	<0.50	<0.50	<0.50	<0.50	<0.50	---	---
	20-Mar-09		<0.50	<0.50	<0.50	<0.50	<0.50	<0.5	---	<1.0	---	<0.50	<0.50	<0.50	<0.50	---	---
	22-Jun-09		<0.50	<0.50	<0.50	<0.50	<0.50	<0.5	<0.50	<1.0	<0.50	<0.50	<0.50	<0.50	<0.50	---	1.4
	23-Jun-09		<0.50	<0.50	<0.50	<0.50	<0.50	<0.5	<0.50	<1.0	<0.50	<0.50	<0.50	<0.50	<0.50	---	0.87
	24-Jun-09		<0.50	<0.50	<0.50	<0.50	<0.50	<0.5	<0.50	<1.0	<0.50	<0.50	<0.50	<0.50	<0.50	---	0.75
	25-Jun-09		<0.50	<0.50	<0.50	<0.50	<0.50	<0.5	<0.50	<1.0	<0.50	<0.50	<0.50	<0.50	<0.50	---	0.72
	14-Dec-09		<5.0	<5.0	<5.0	<1.0	<1.0	<2.0	<5.0	<20	<1.0	<5.0	<5.0	<5.0	<5.0	---	<ND
	15-Dec-09		<5.0	<5.0	<5.0	<1.0	<1.0	<2.0	<5.0	<20	<1.0	<5.0	<5.0	<5.0	<5.0	---	<ND
	16-Dec-09		<5.0	<5.0	<5.0	<1.0	<1.0	<2.0	<5.0	<20	<1.0	<5.0	<5.0	<5.0	<5.0	---	<ND
	17-Dec-09		<5.0	<5.0	<5.0	<1.0	<1.0	<2.0	<5.0	<20	<1.0	<5.0	<5.0	<5.0	<5.0	---	<ND
	22-Mar-10		<5.0	<5.0	<5.0	<1.0	<1.0	<2.0	<5.0	<20	<1.0	<5.0	<5.0	<5.0	<5.0	---	0.25
	23-Mar-10		<5.0	<5.0	<5.0	<1.0	<1.0	<2.0	<5.0	<20	<1.0	<5.0	<5.0	<5.0	<5.0	---	ND
	24-Mar-10		<5.0	<5.0	<5.0	<1.0	<1.0	<2.0	<5.0	<20	<1.0	<5.0	<5.0	<5.0	<5.0	---	ND
	26-Mar-10		<5.0	<5.0	<5.0	<1.0	<1.0	<2.0	<5.0	<20	<1.0	<5.0	<5.0	<5.0	<5.0	---	ND
	21-Jun-10		<5.0	<5.0	<5.0	<1.0	<1.0	<2.0	<5.0	<20	<1.0	<5.0	<5.0	<5.0	<5.0	---	ND
	22-Jun-10		<5.0	<5.0	<5.0	<1.0	<1.0	<2.0	<5.0	<20	<1.0	<5.0	<5.0	<5.0	<5.0	---	ND
	23-Jun-10		<5.0	<5.0	<5.0	<1.0	<1.0	<2.0	<5.0	<20	<1.0	<5.0	<5.0	<5.0	<5.0	---	ND

US EPA ARCHIVE DOCUMENT

Appendix C
Groundwater and Surface Water Analytical Results
Former Romic Environmental Technologies Corporation
East Palo Alto, California
Groundwater Monitoring Report

Sampling Location	Date Sample Collected	Cas Number	1,2,4-Trimethyl benzene (µg/L)	1,2,4-Trichloro benzene (µg/L)	1,3,5-Trimethyl benzene (µg/L)	1,1,2,2-Tetra chloro ethane (µg/L)	Vinyl Chloride (µg/L)	Total Xylenes (µg/L)	Freon 113 (µg/L)	Methylene Chloride (µg/L)	MTBE (µg/L)	n-Butyl benzene (µg/L)	n-Propyl benzene (µg/L)	sec-Butyl benzene (µg/L)	Naphthalene (µg/L)	Tetrahydrofuran (µg/L)	Total VOCs µg/L
			95-63-6	120-82-1	108-67-8	79-34-5	75-01-4	1330-20-7	76-13-1	75-09-2	1634-04-4	104-51-8	103-65-1	135-98-8	91-20-3	109-99-9	
	24-Jun-10		<5.0	<5.0	<5.0	<1.0	<1.0	<2.0	<5.0	<20	<1.0	<5.0	<5.0	<5.0	<5.0	---	ND

US EPA ARCHIVE DOCUMENT

ARCADIS

Appendix D (on CD)

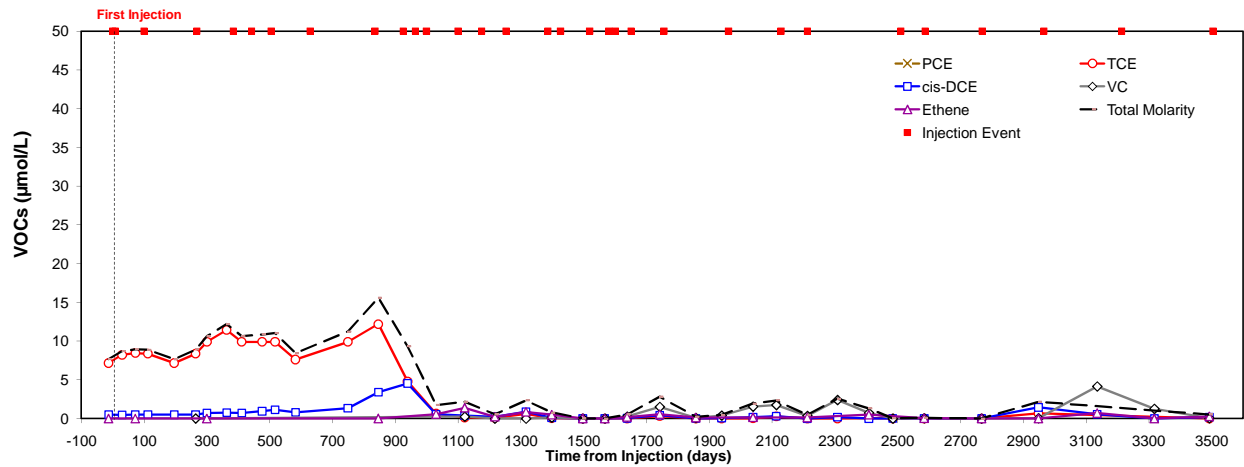
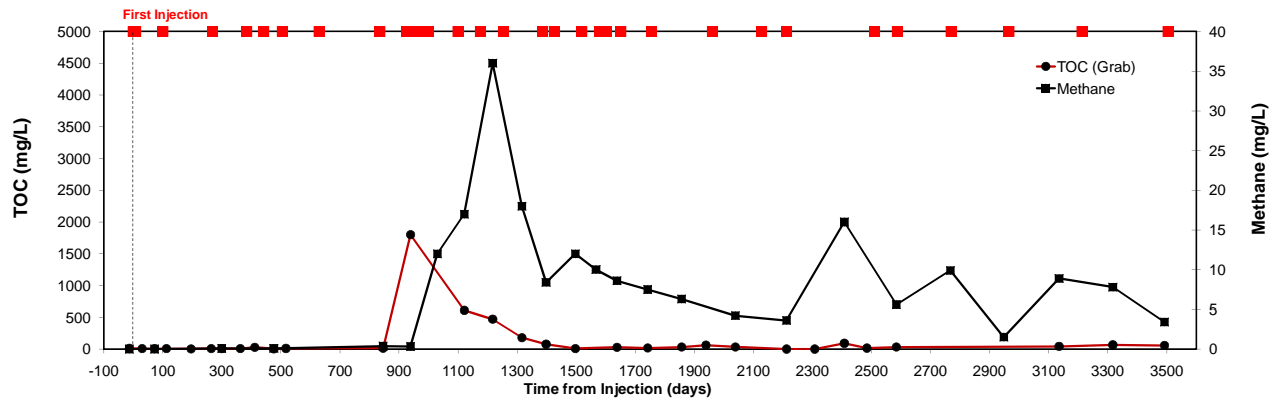
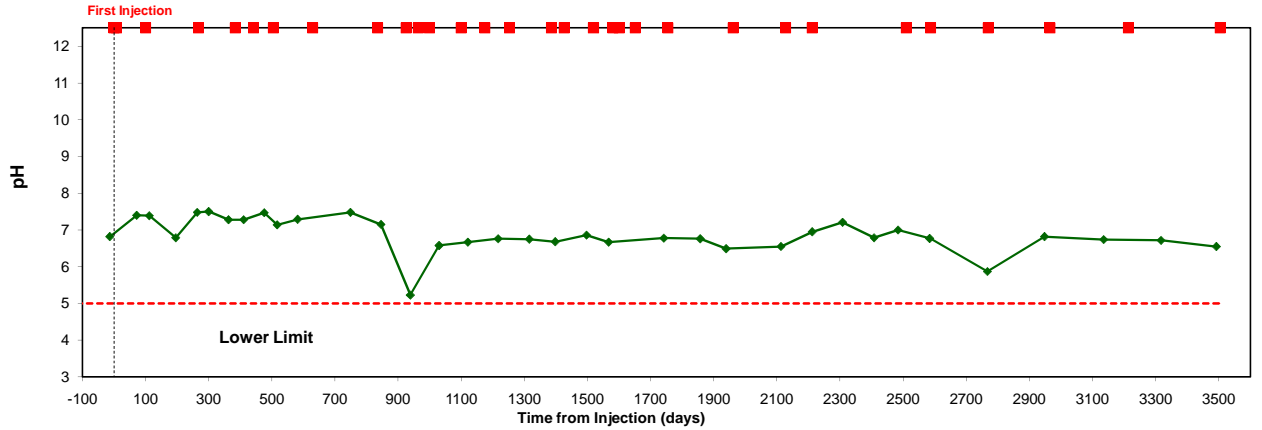
Copies of Certified Laboratory
Analytical Reports and Chain-of-
Custody Documentation

ARCADIS

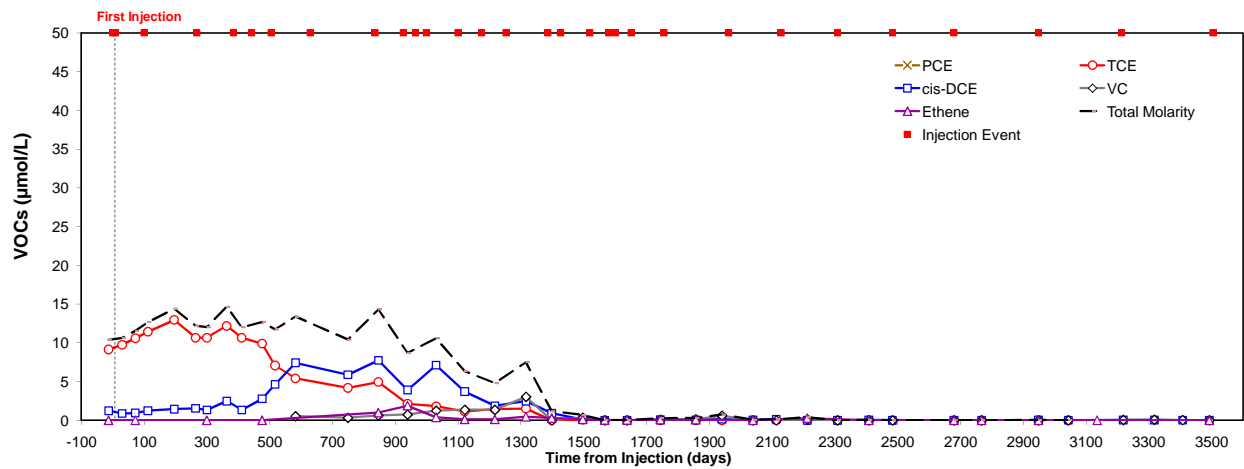
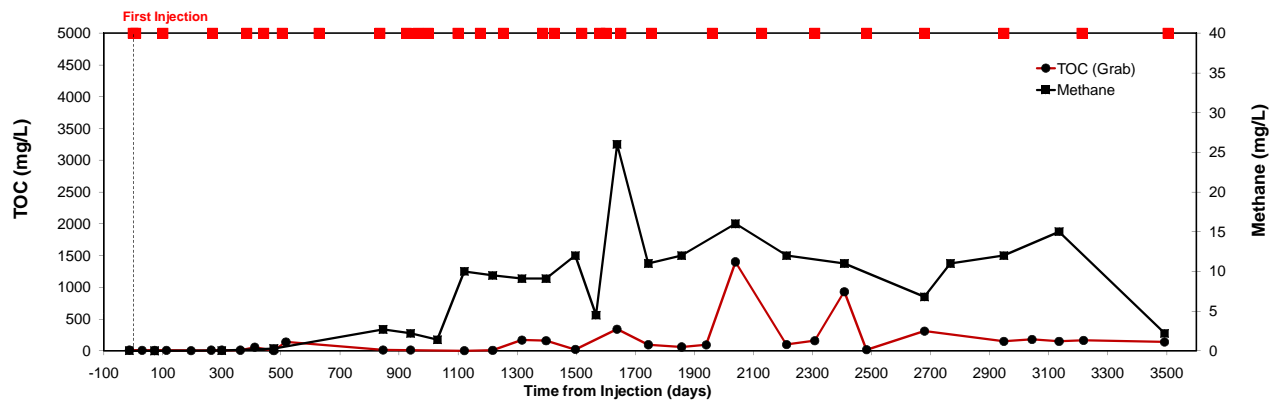
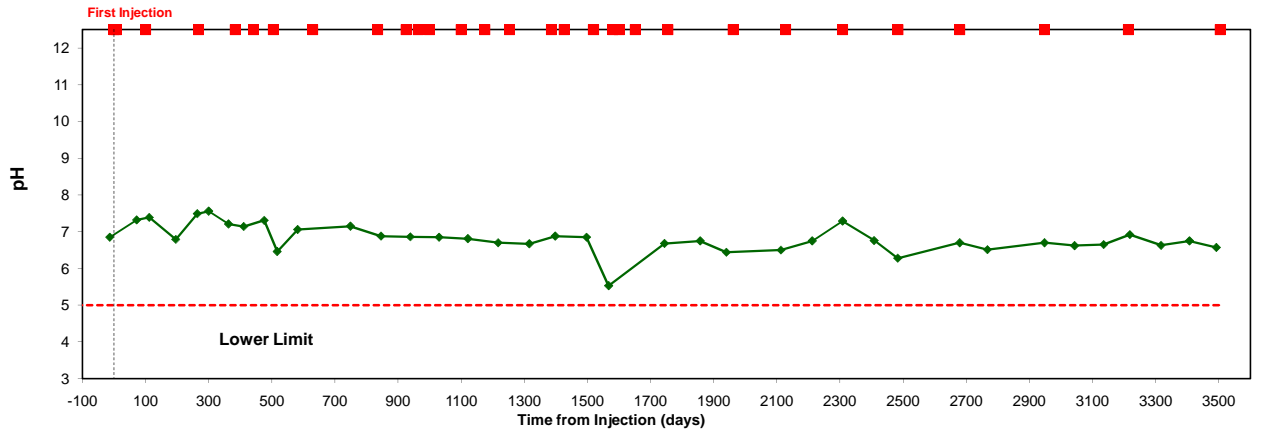
Appendix E (on CD)

ERD Performance Data Trends

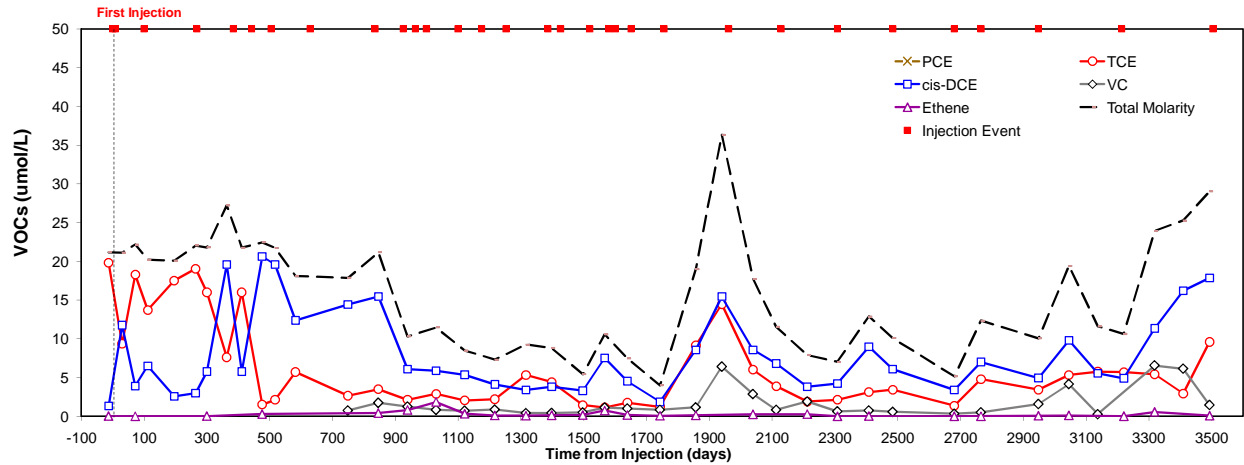
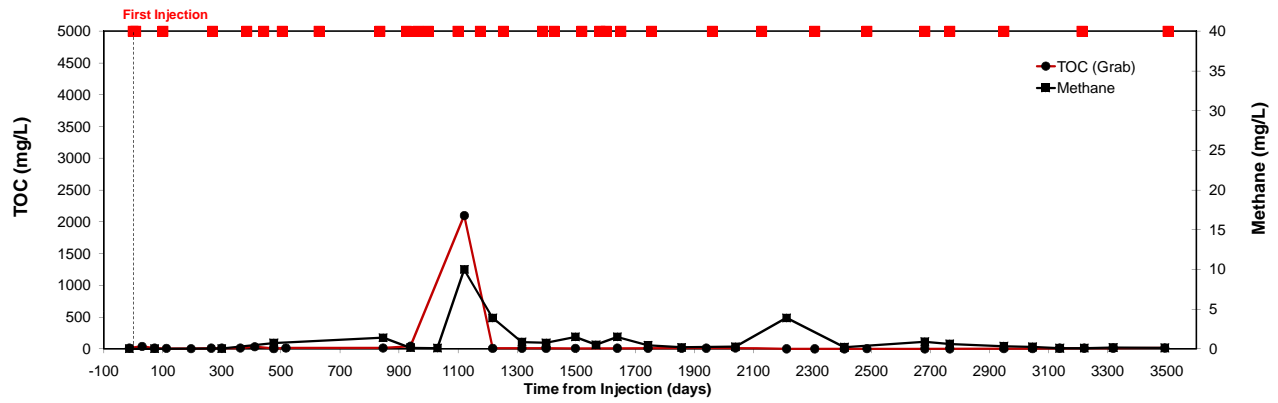
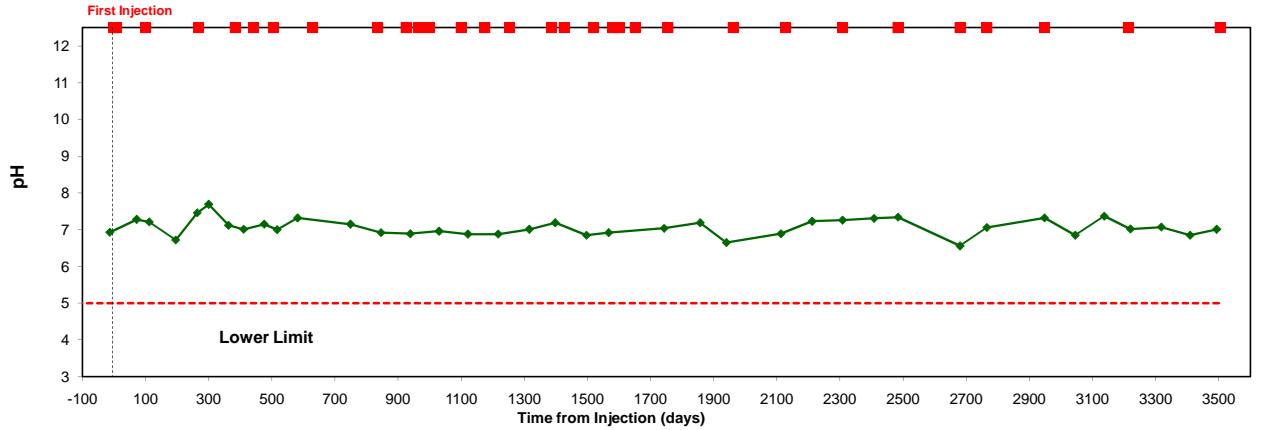
RW-21B Performance Monitoring Results



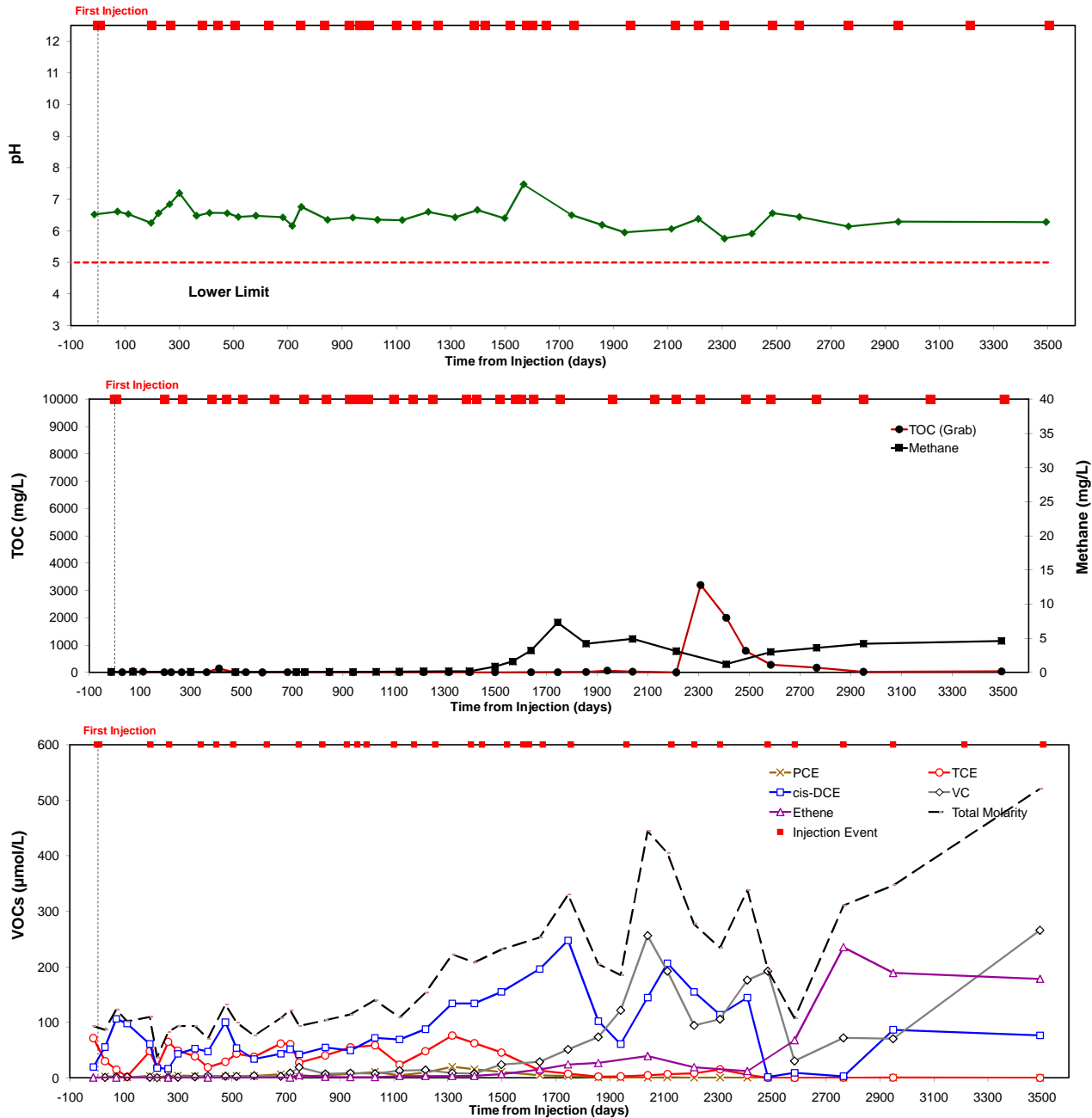
RW-26A Performance Monitoring Results



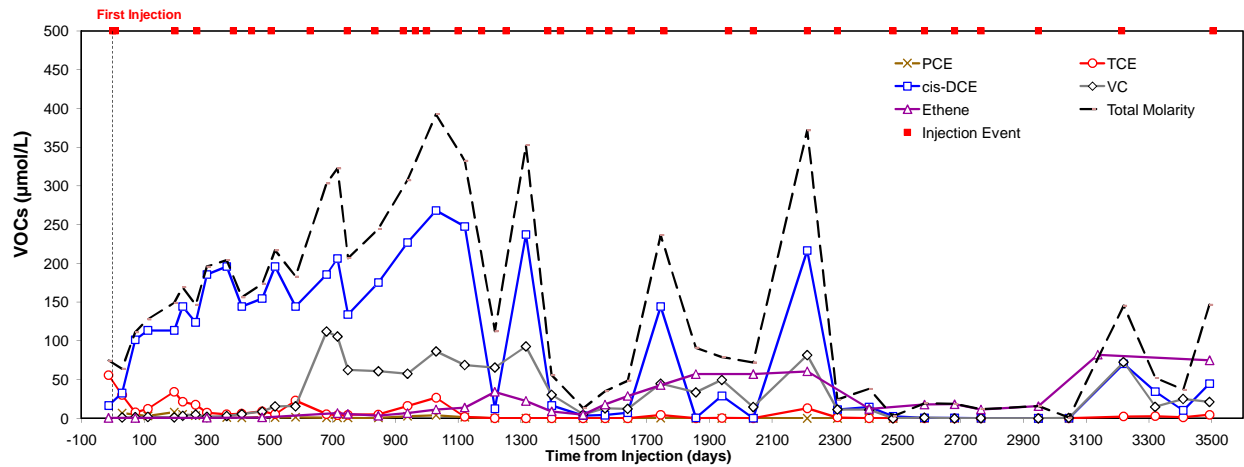
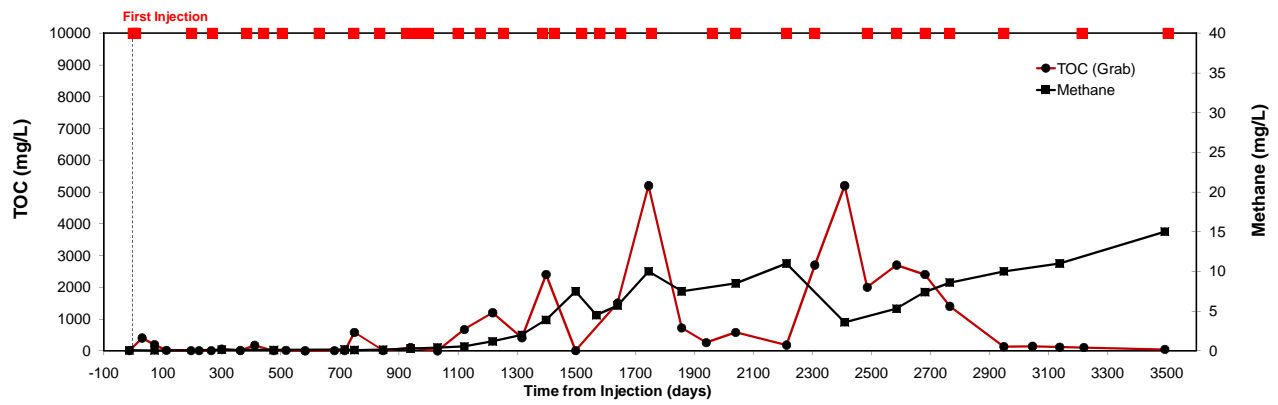
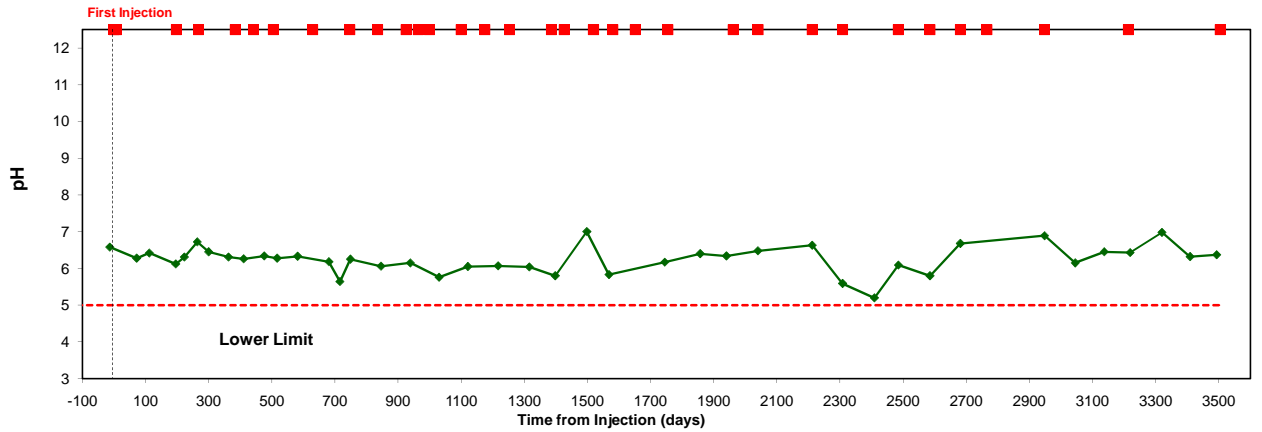
RW-27A Performance Monitoring Results



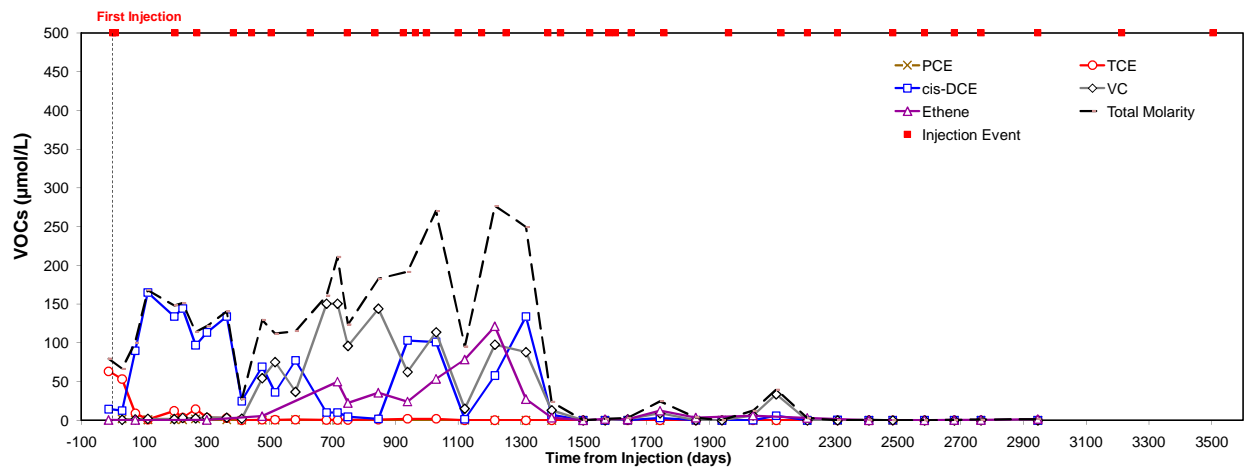
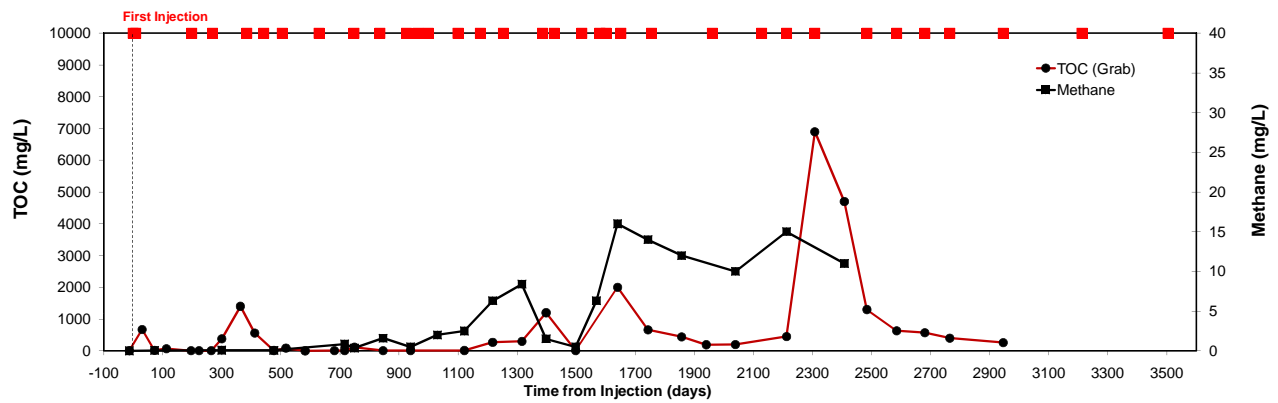
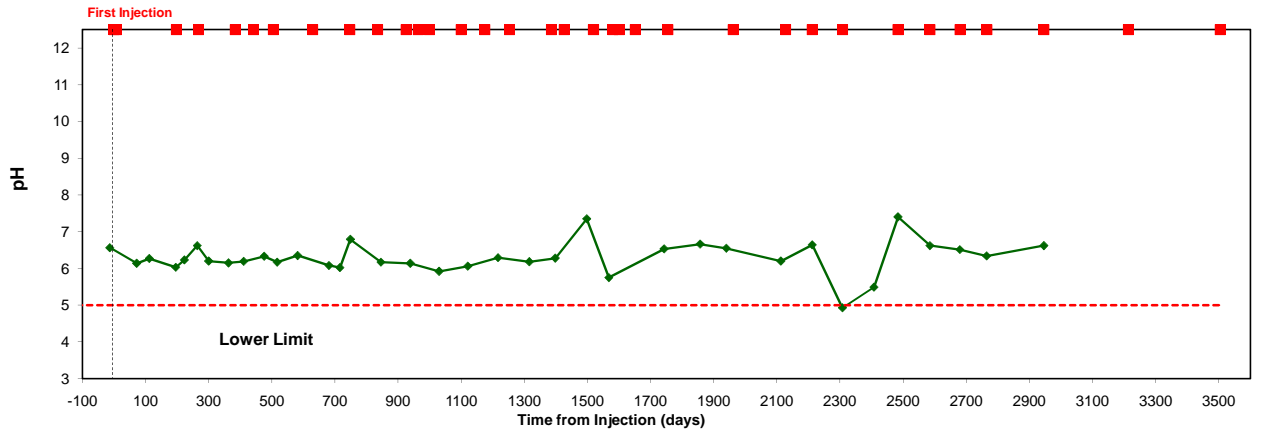
RW-8B Performance Monitoring Results



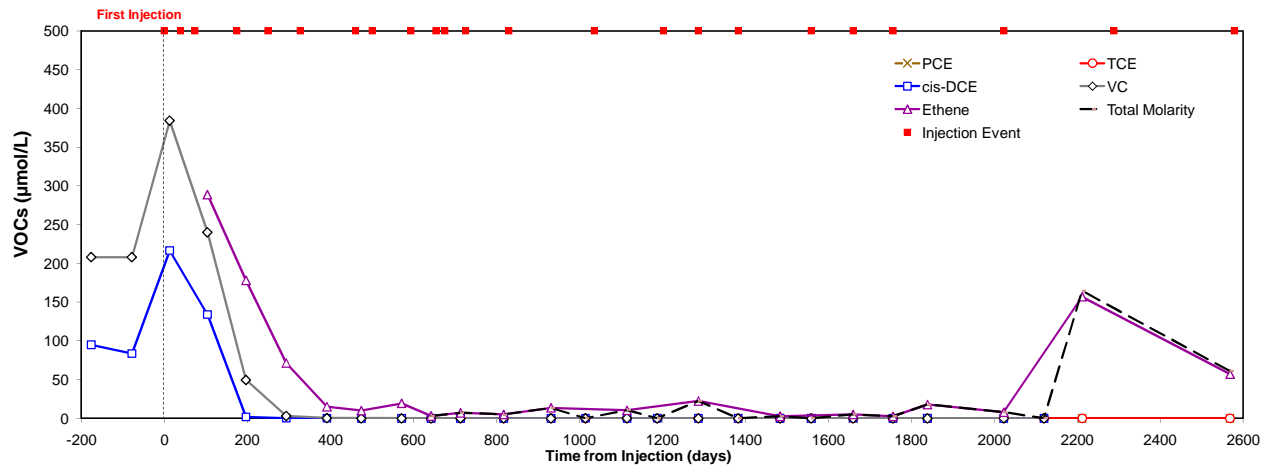
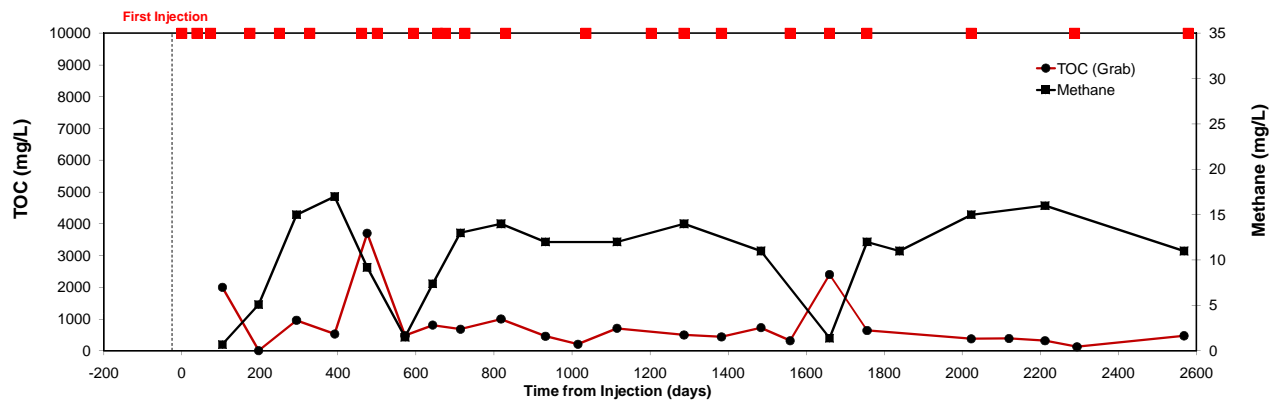
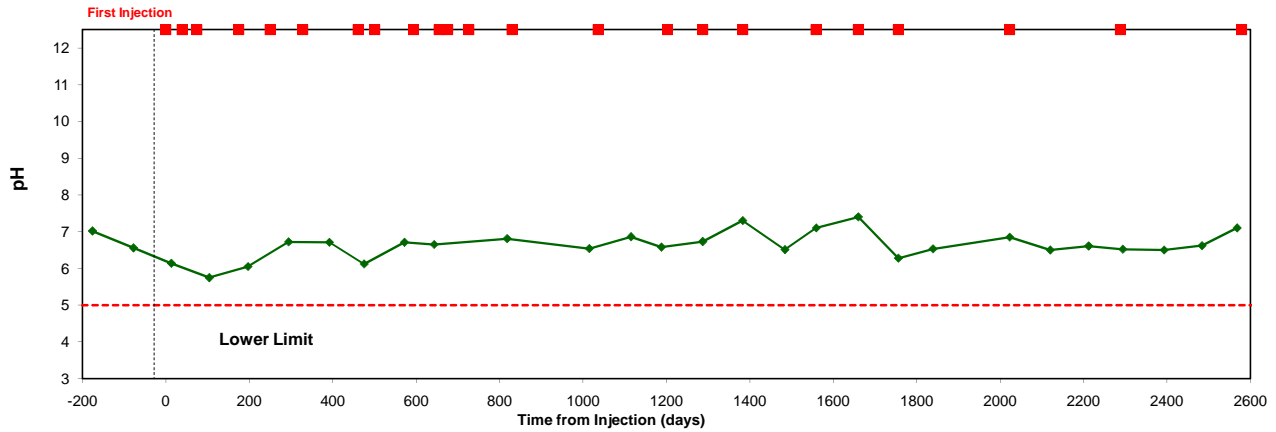
RW-17B Performance Monitoring Results



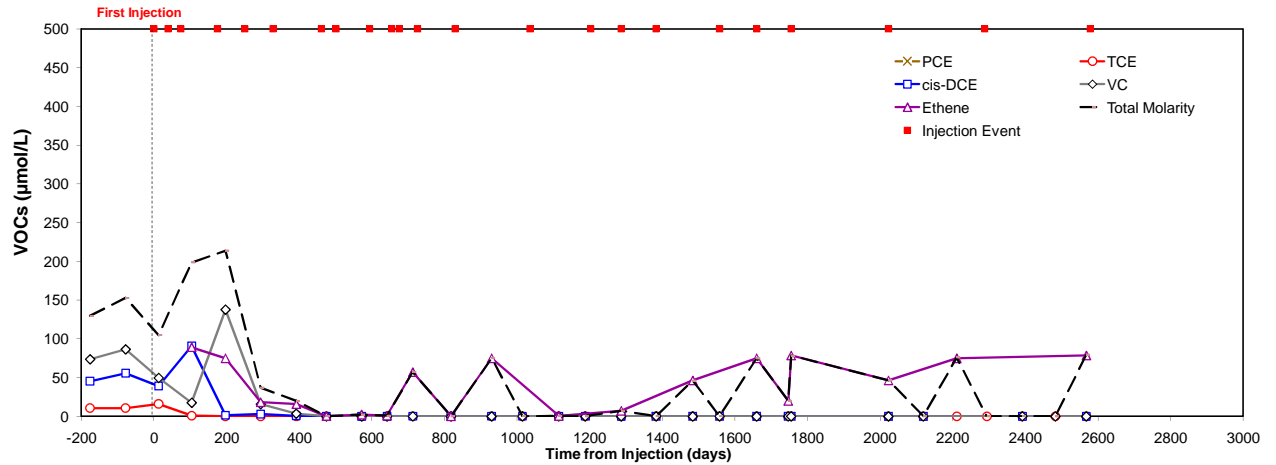
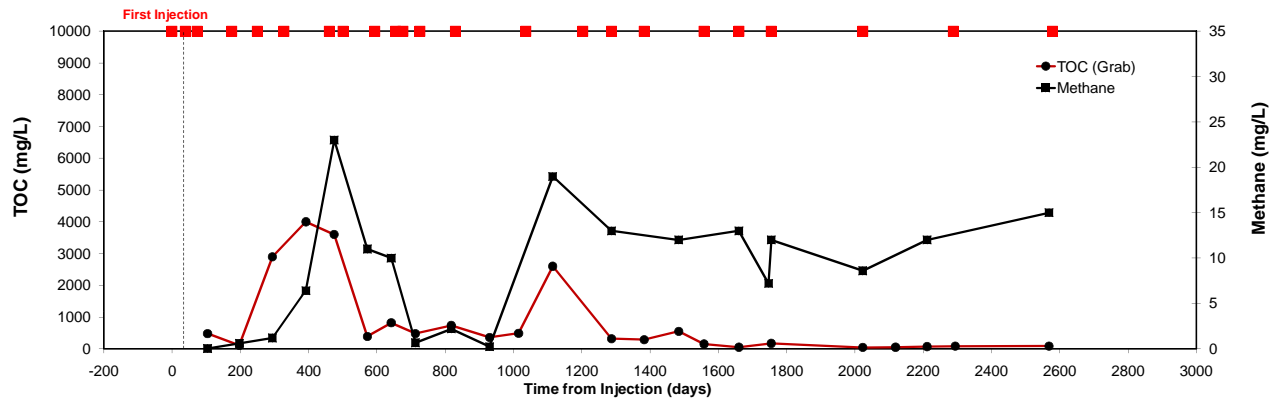
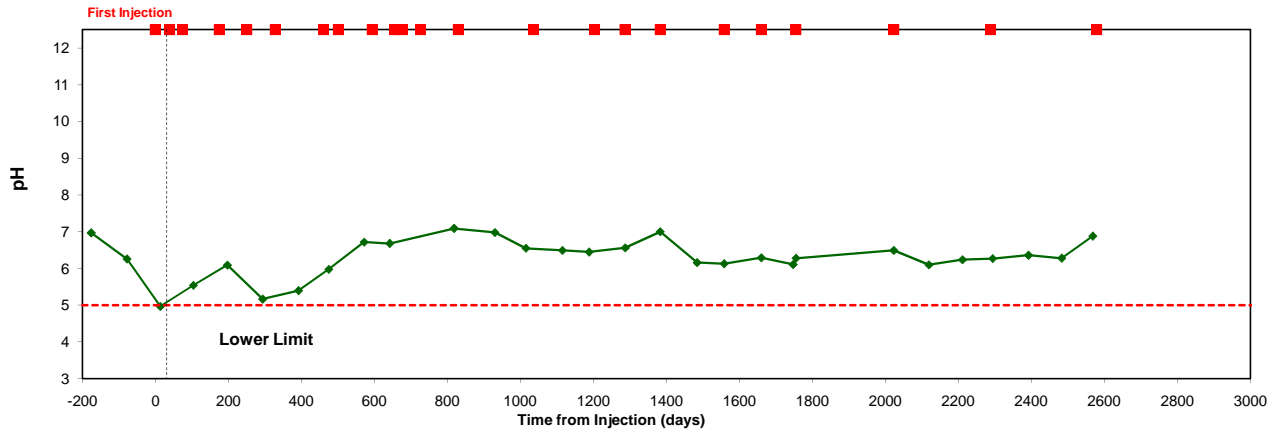
RW-18B Performance Monitoring Results



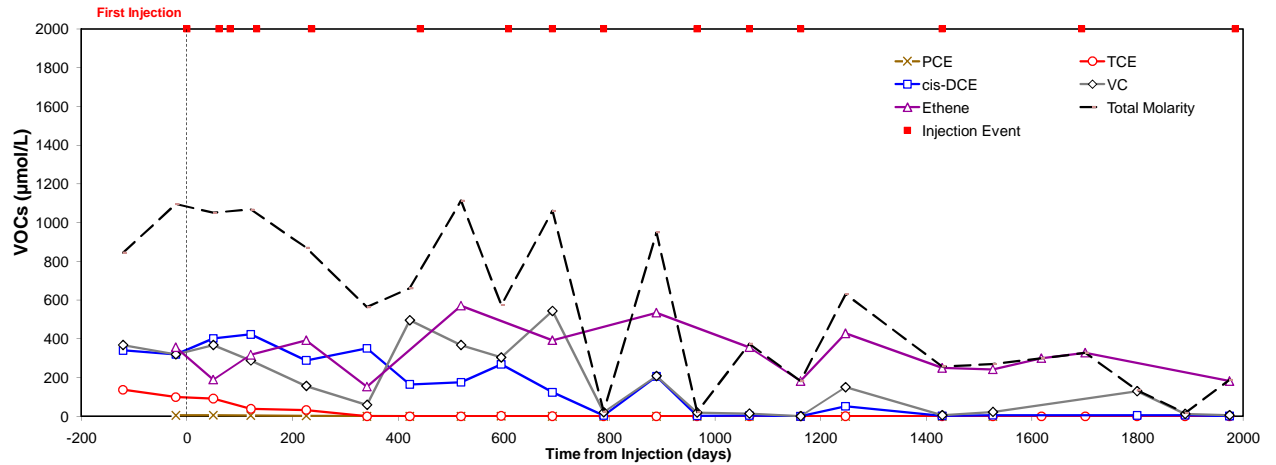
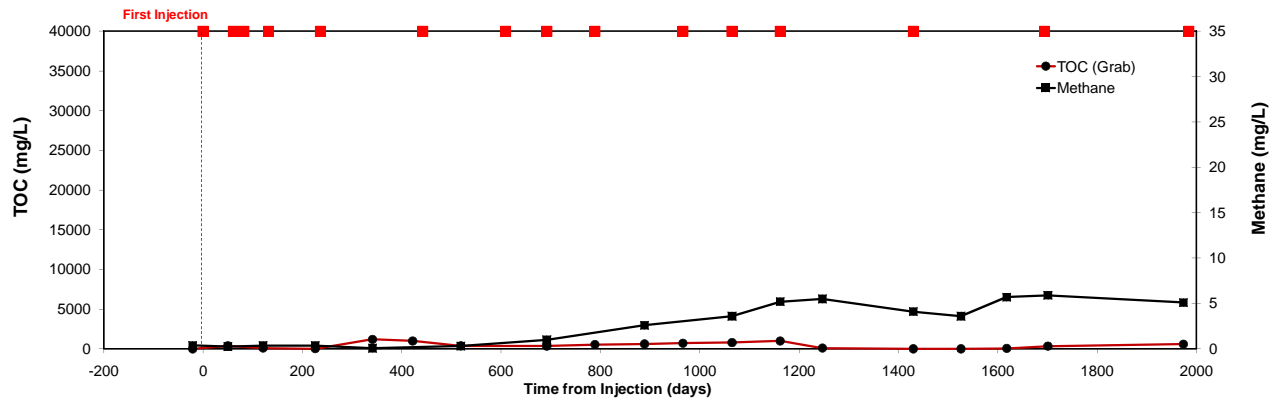
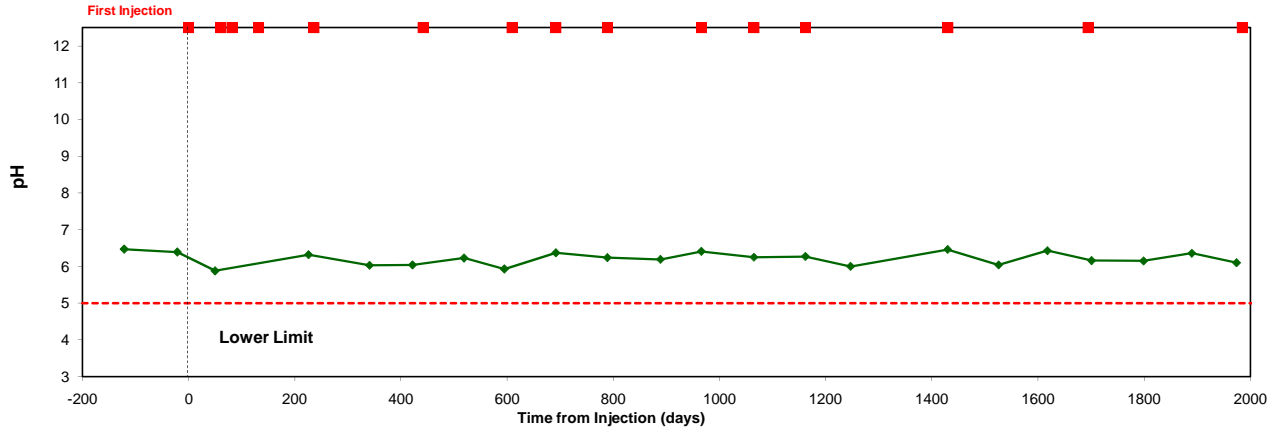
RW-2A Performance Monitoring Results



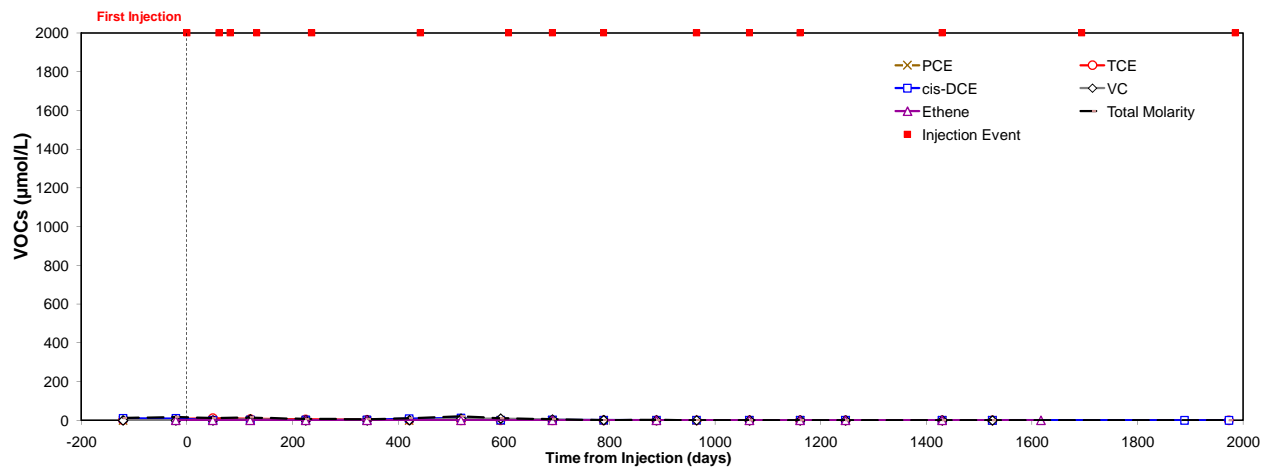
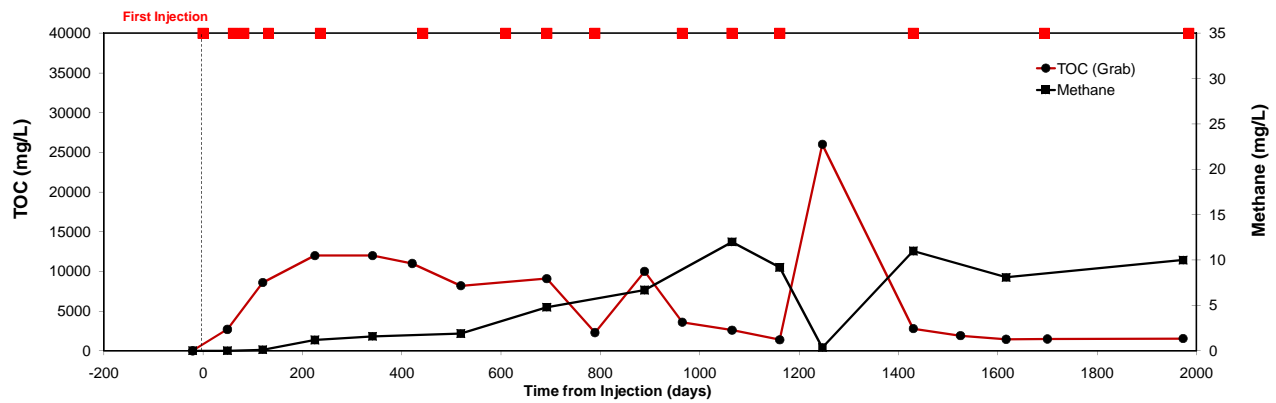
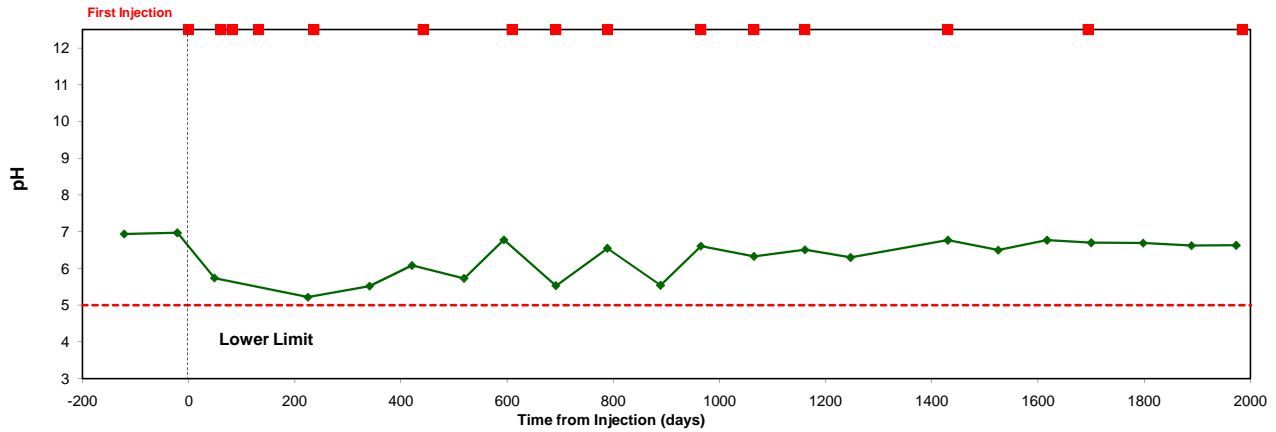
RW-2B Performance Monitoring Results



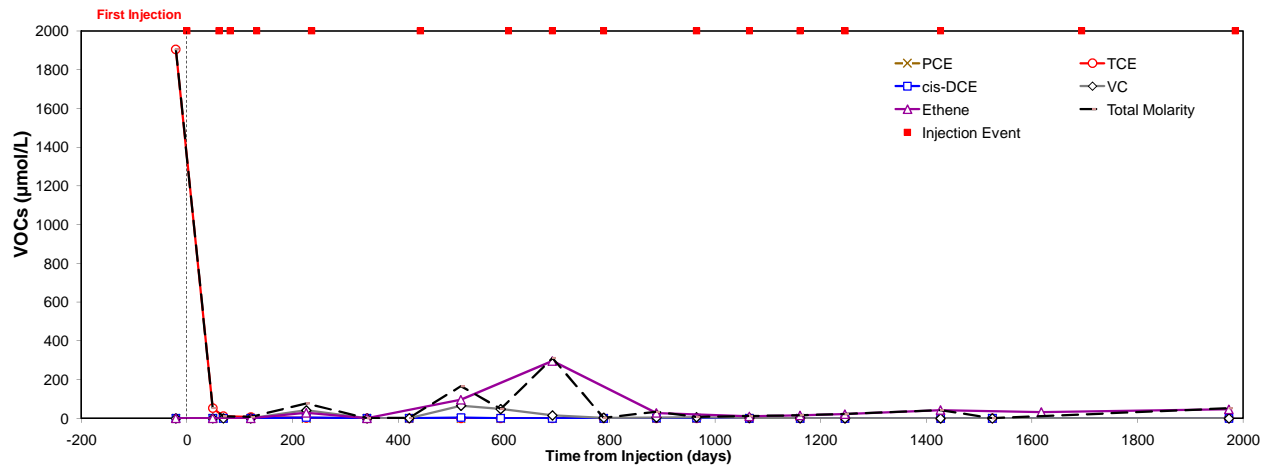
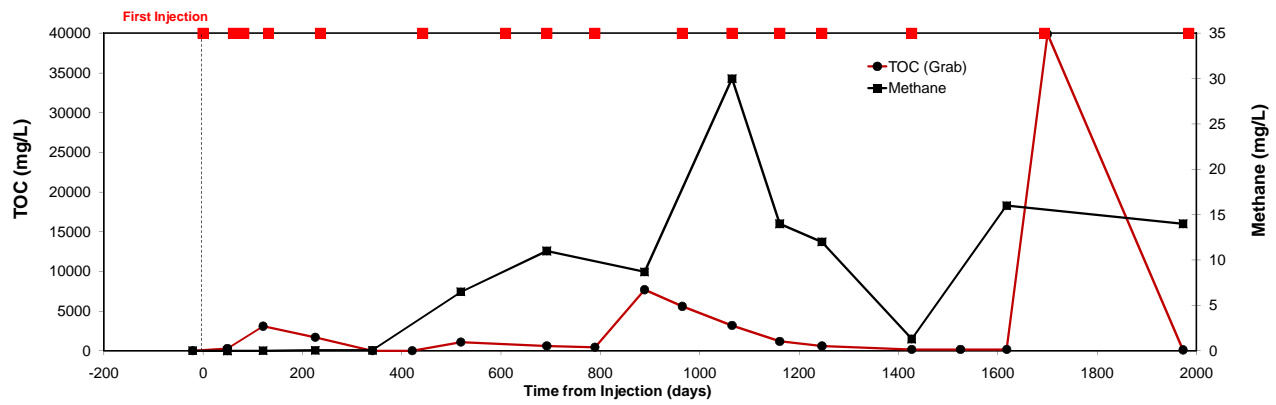
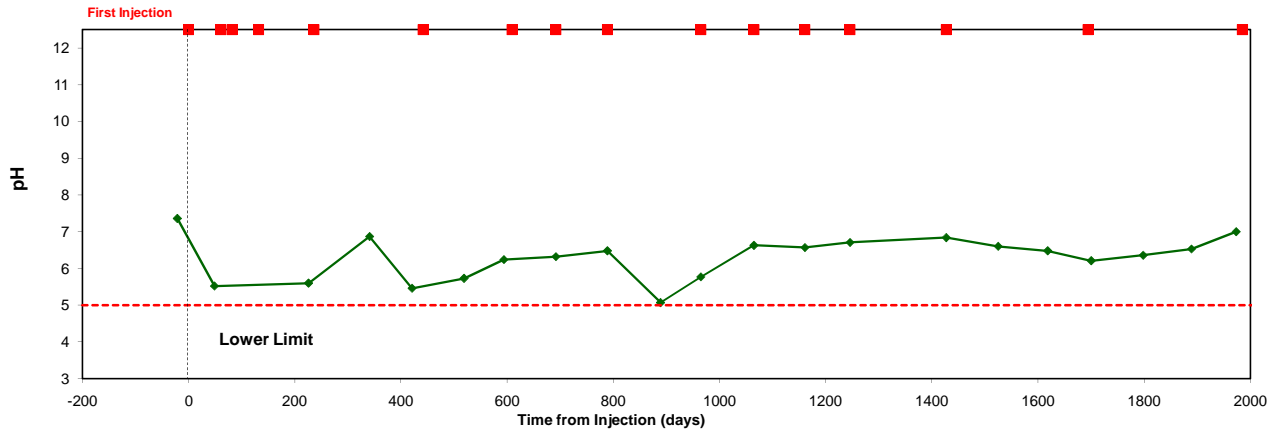
RW-5B Performance Monitoring Results



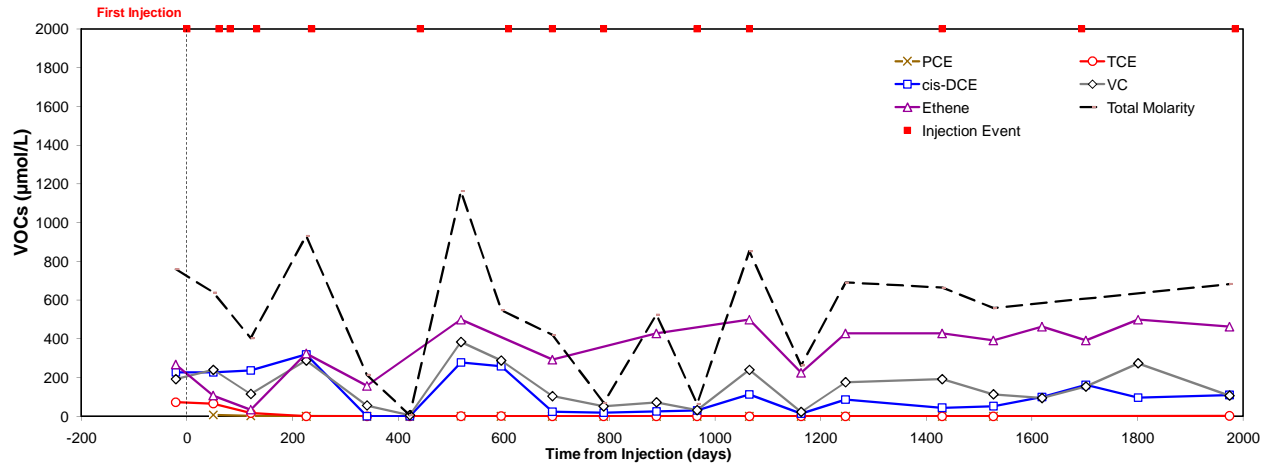
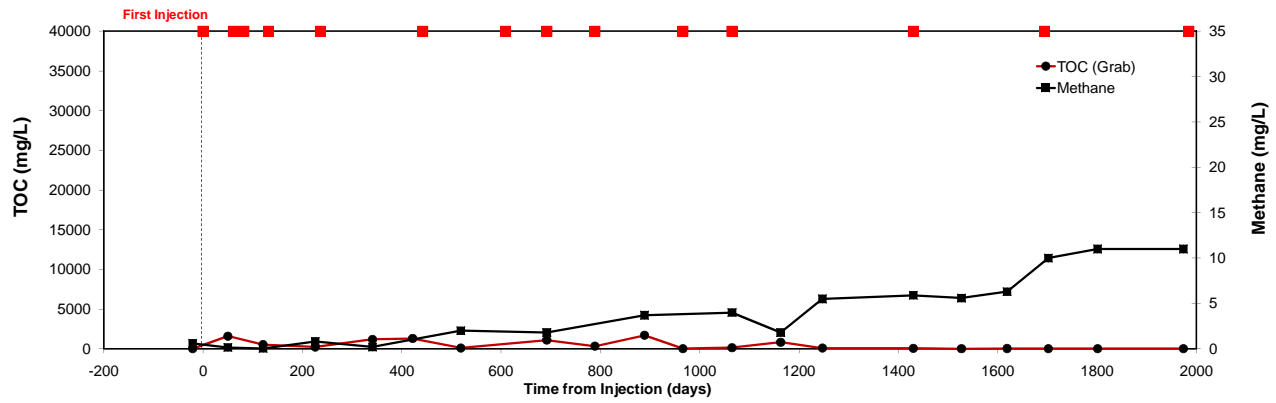
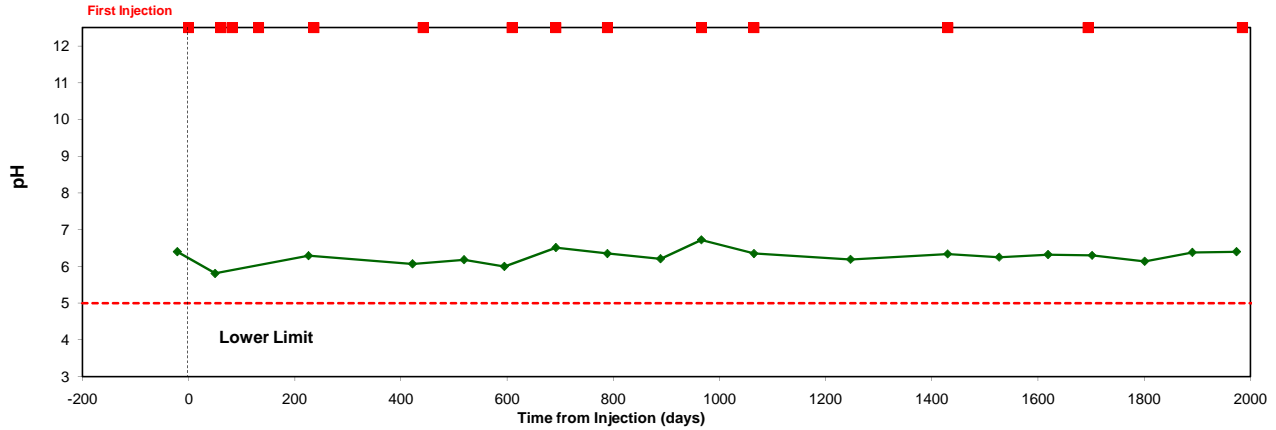
RW-5C Performance Monitoring Results



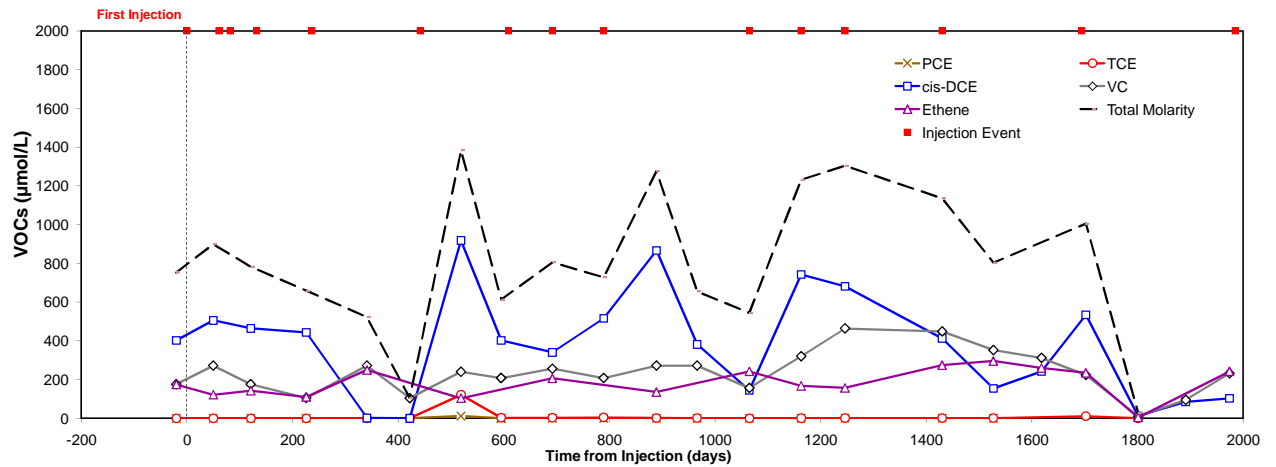
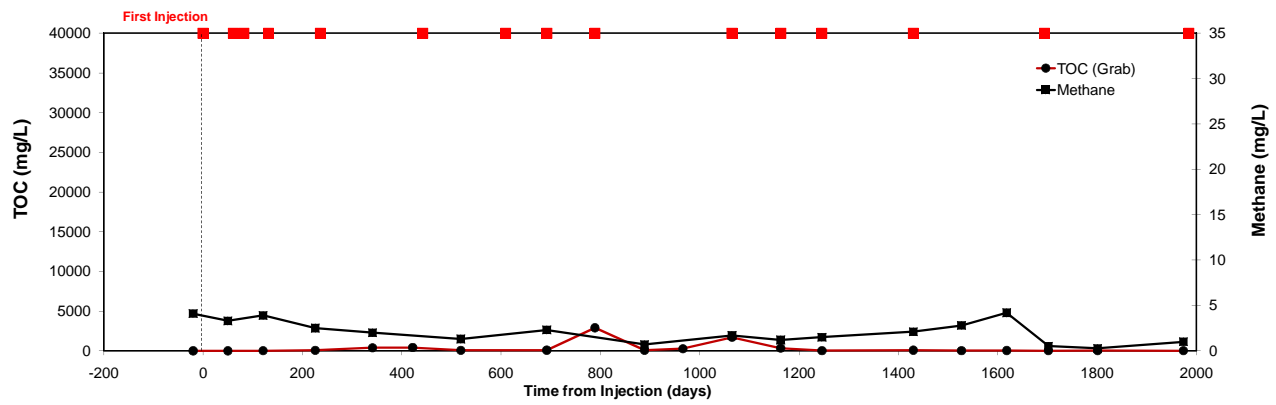
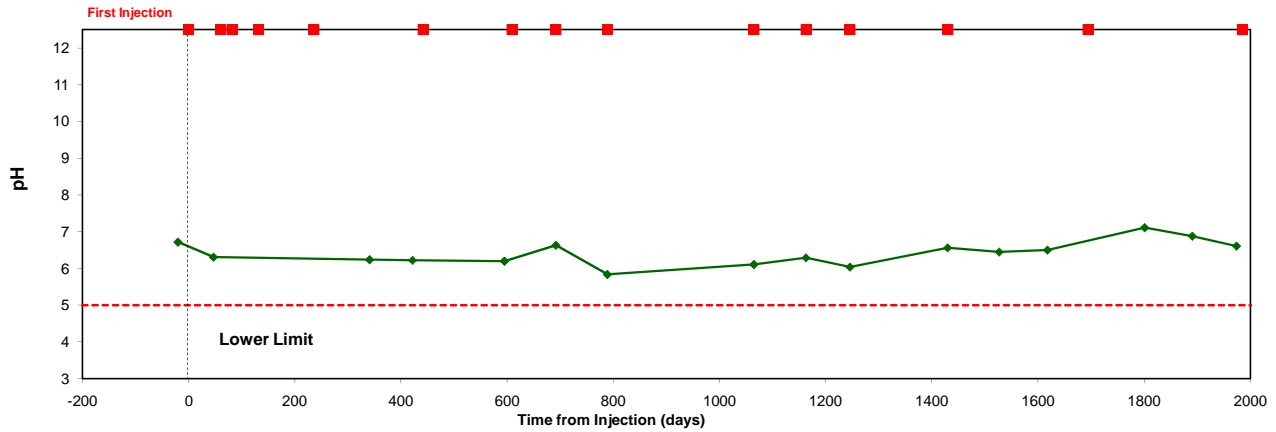
RW-17C Performance Monitoring Results



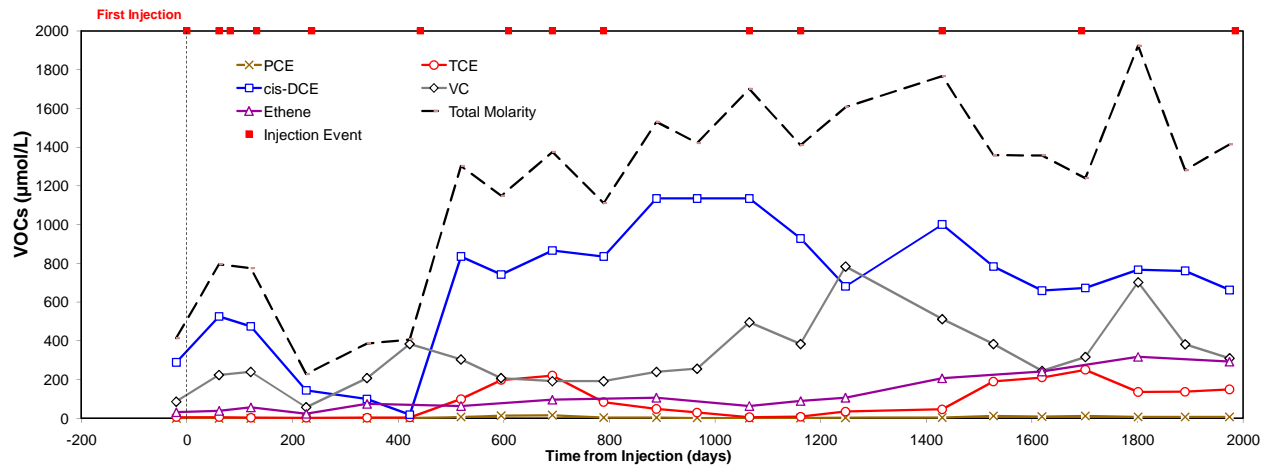
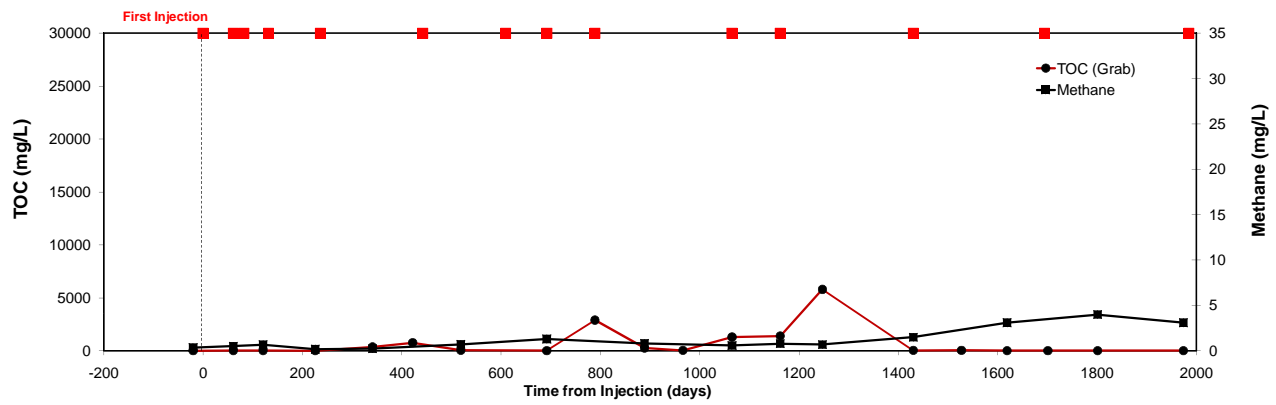
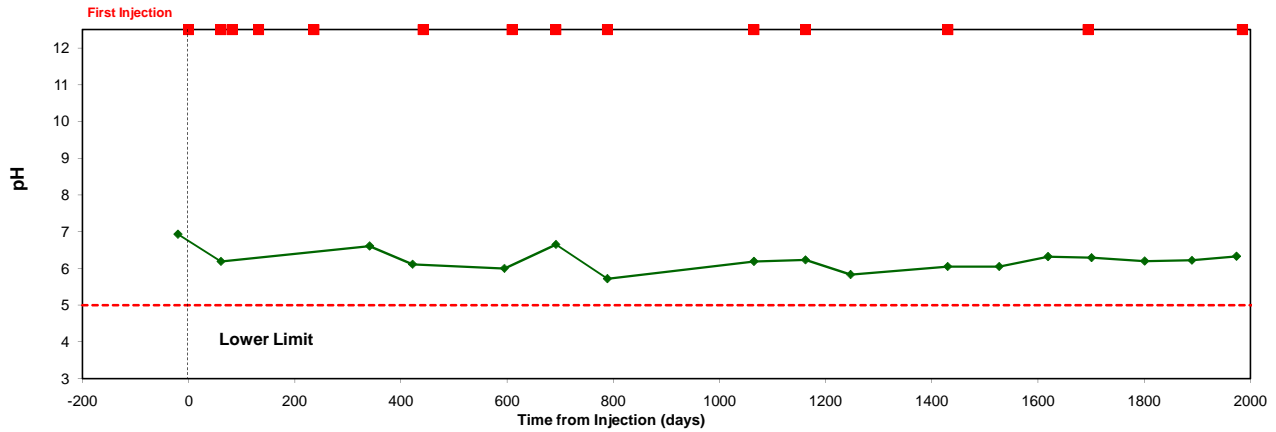
RW-19B Performance Monitoring Results



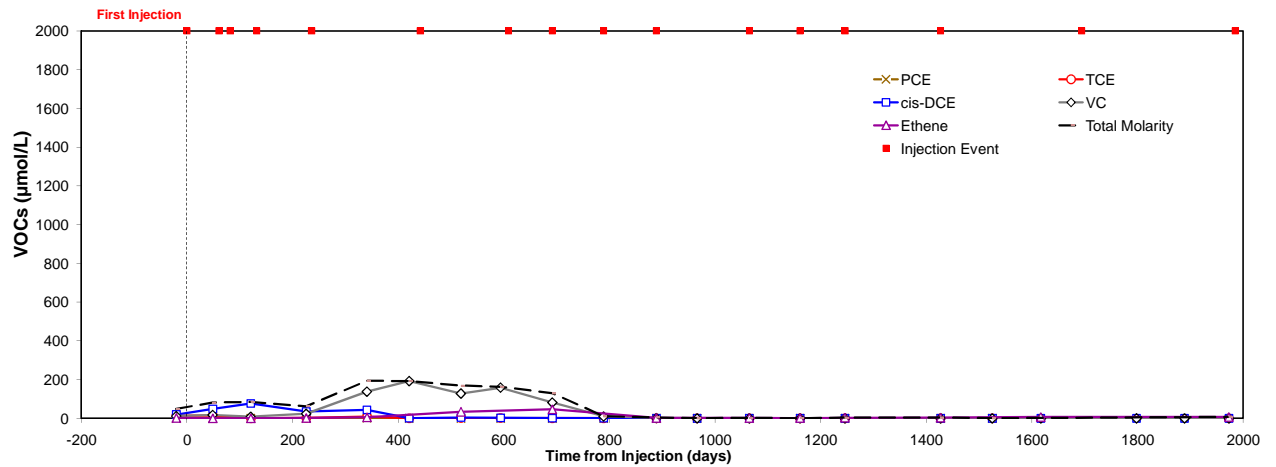
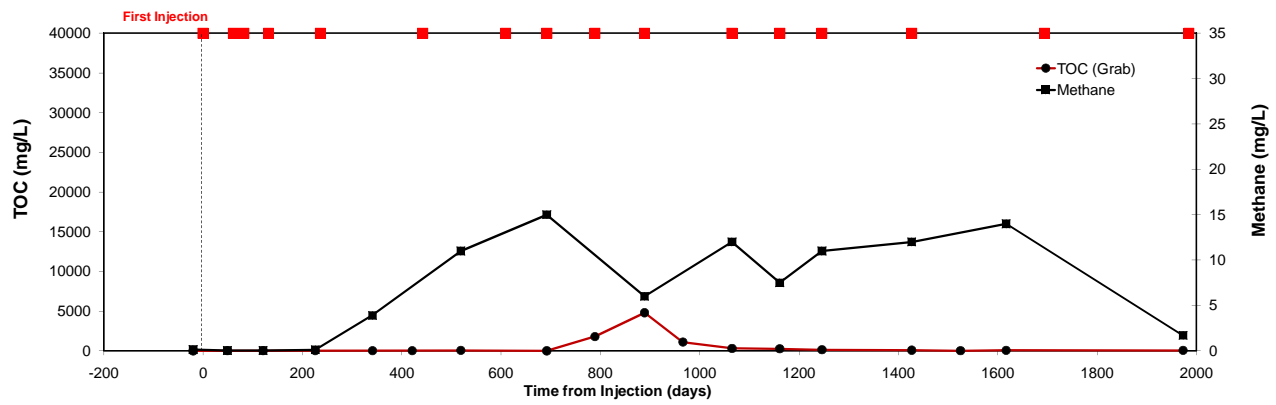
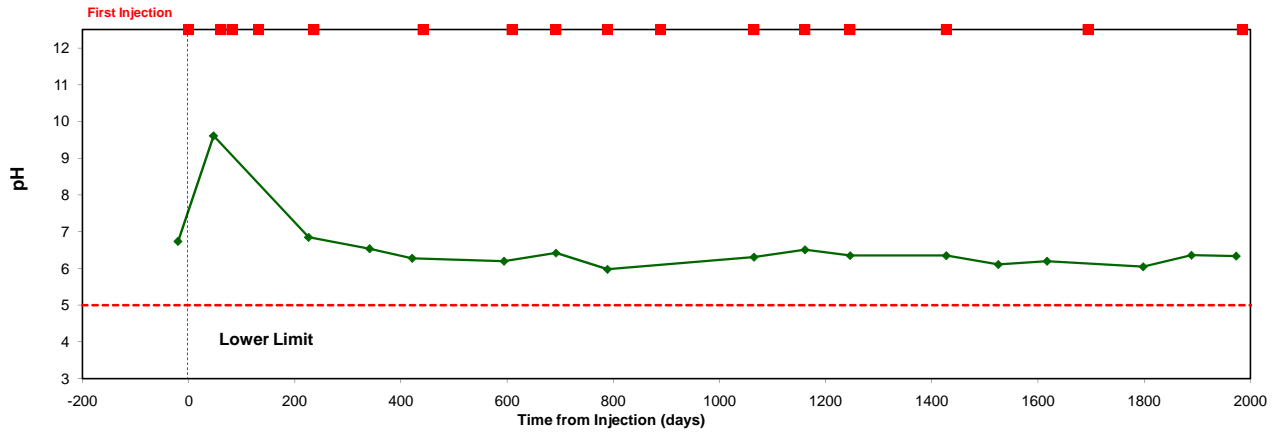
EW-1B Performance Monitoring Results



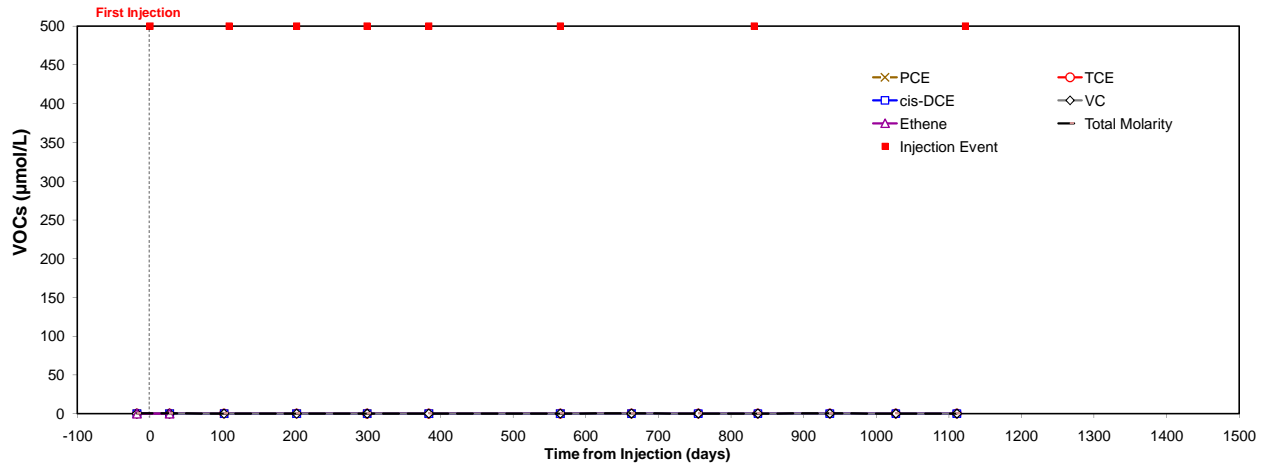
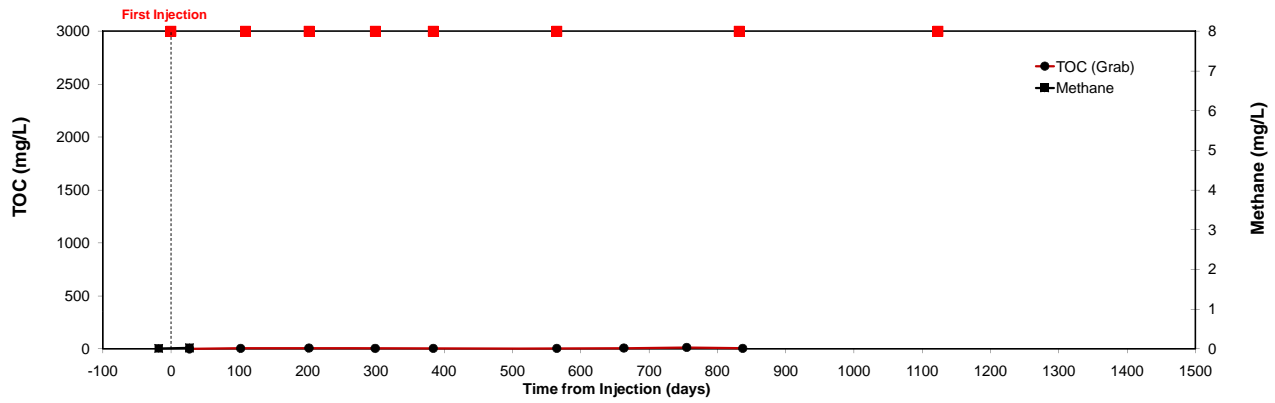
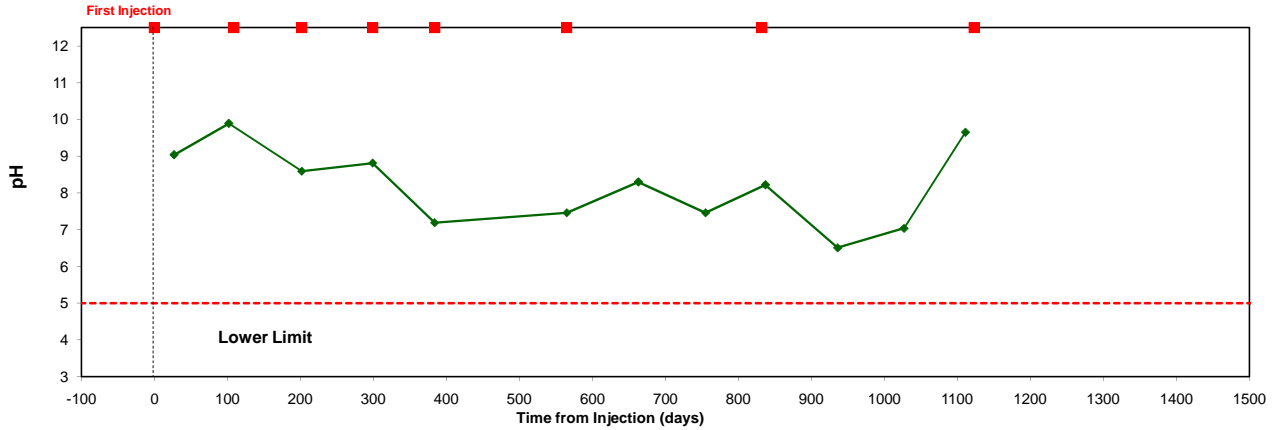
EW-2B Performance Monitoring Results



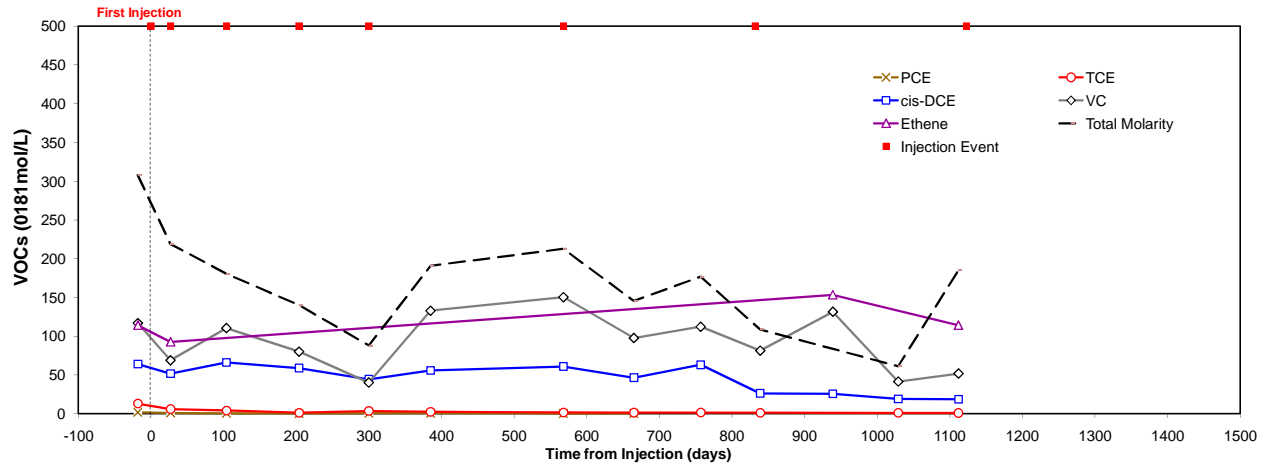
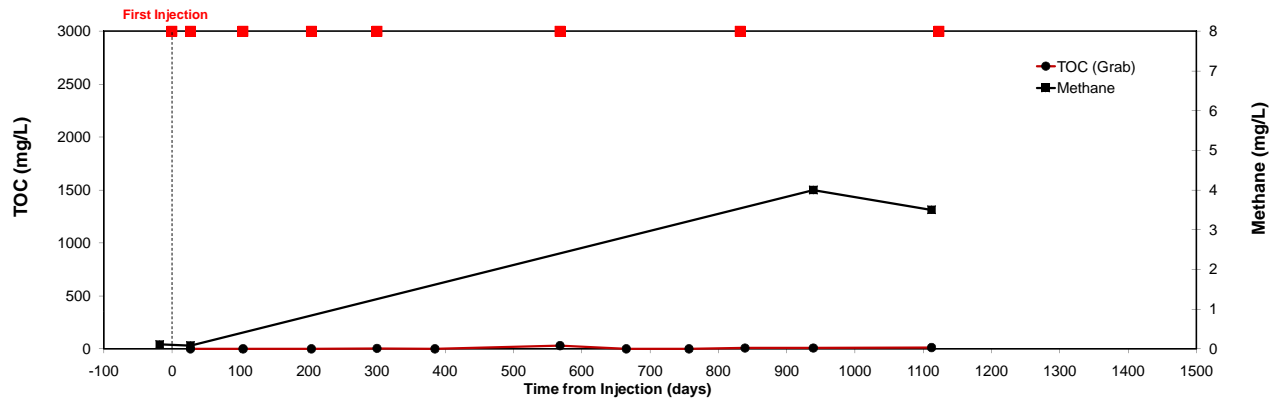
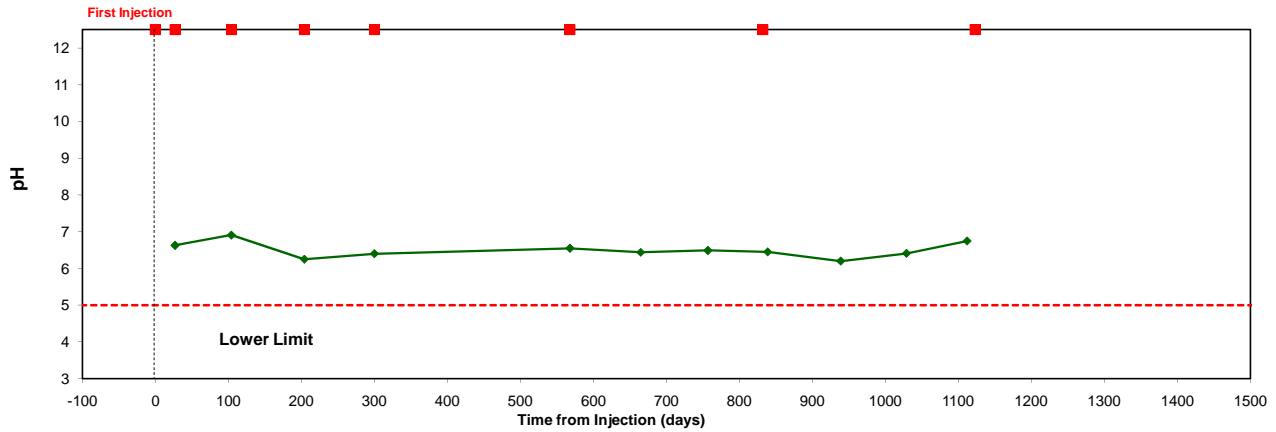
RW-10C Performance Monitoring Results



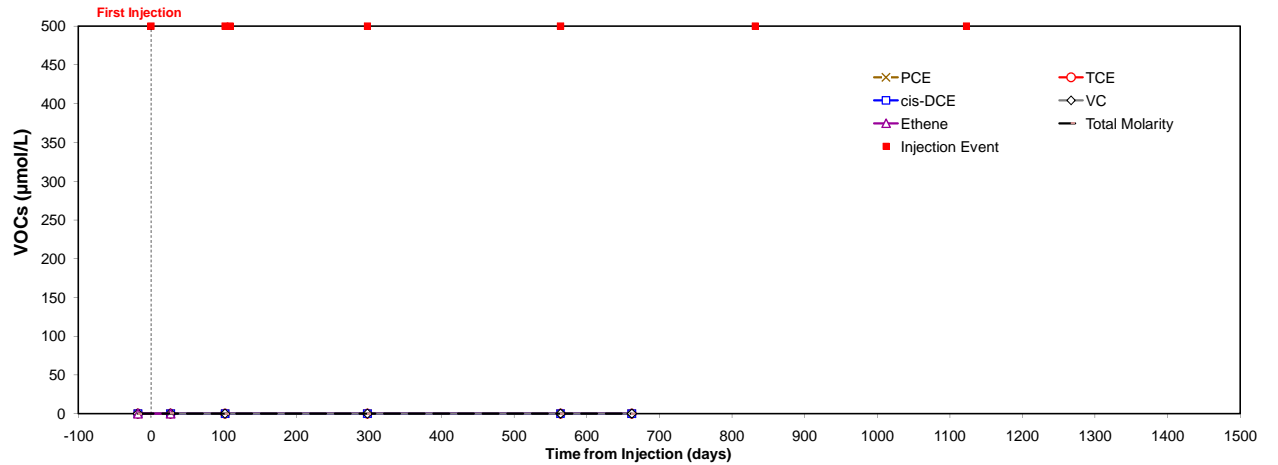
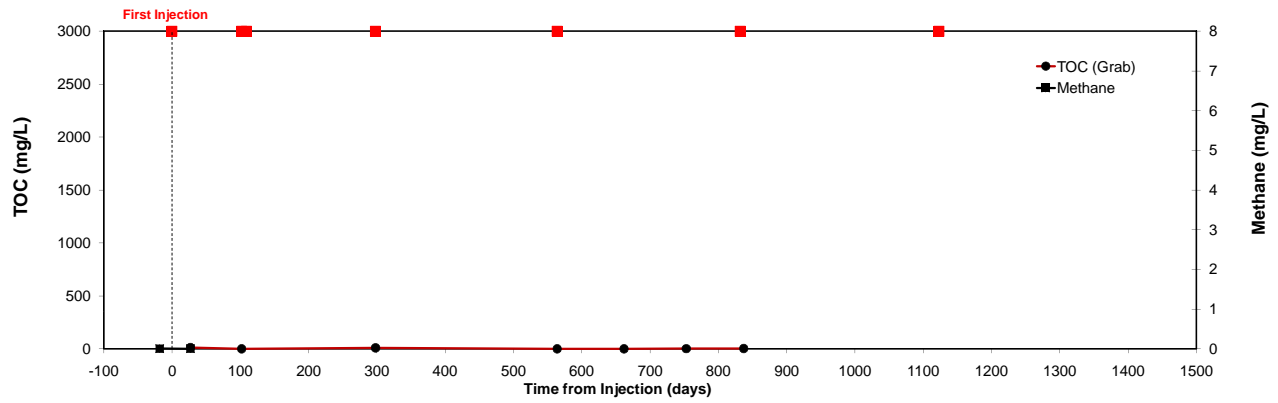
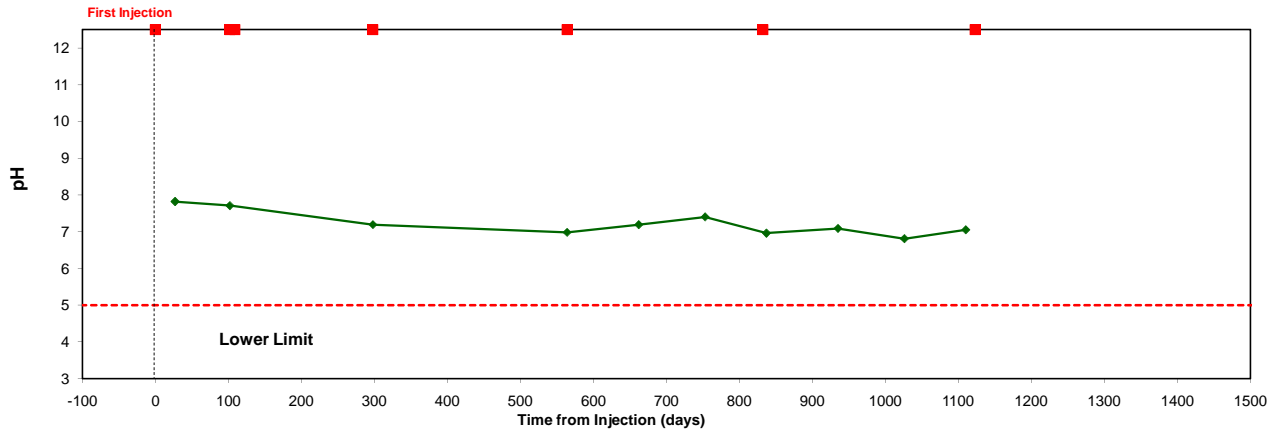
RW-20C Performance Monitoring Results



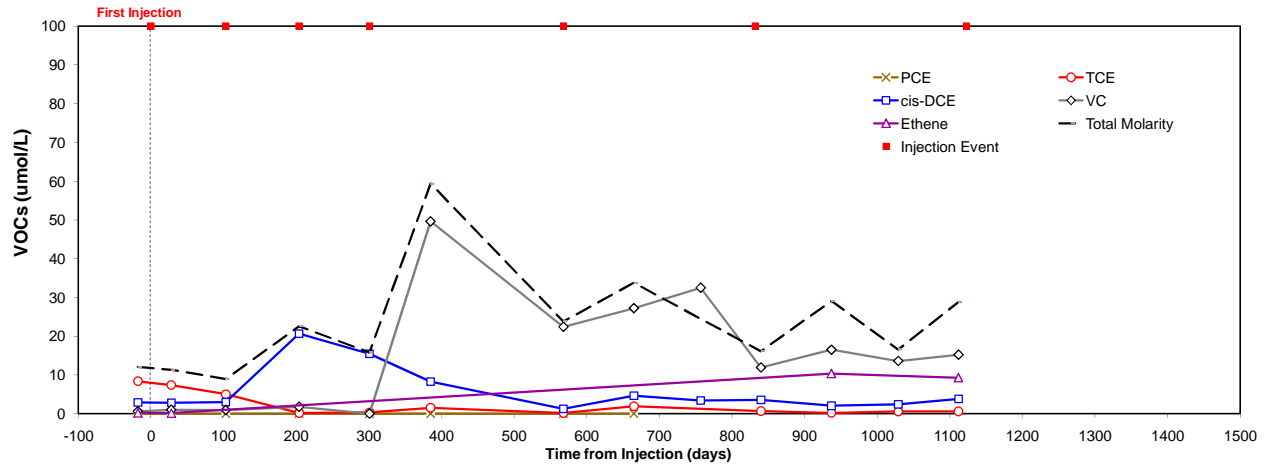
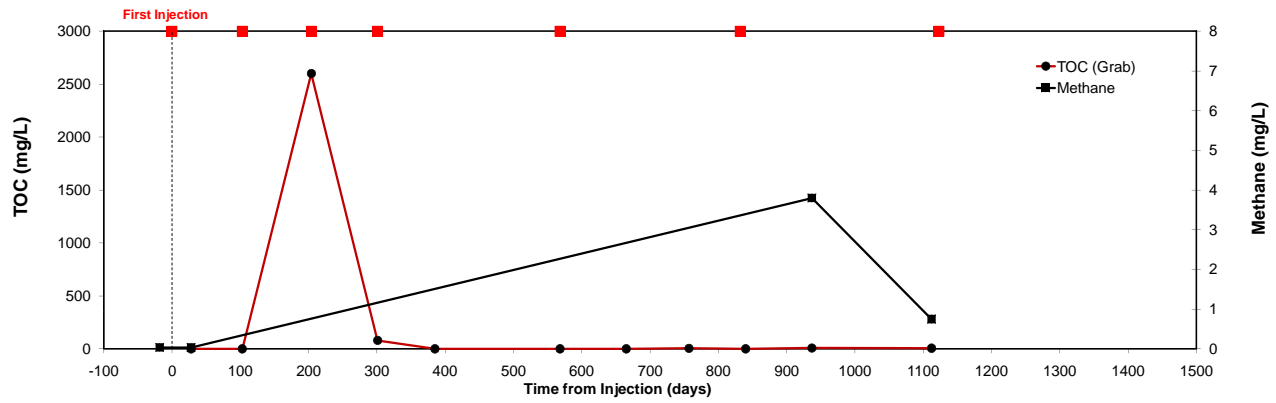
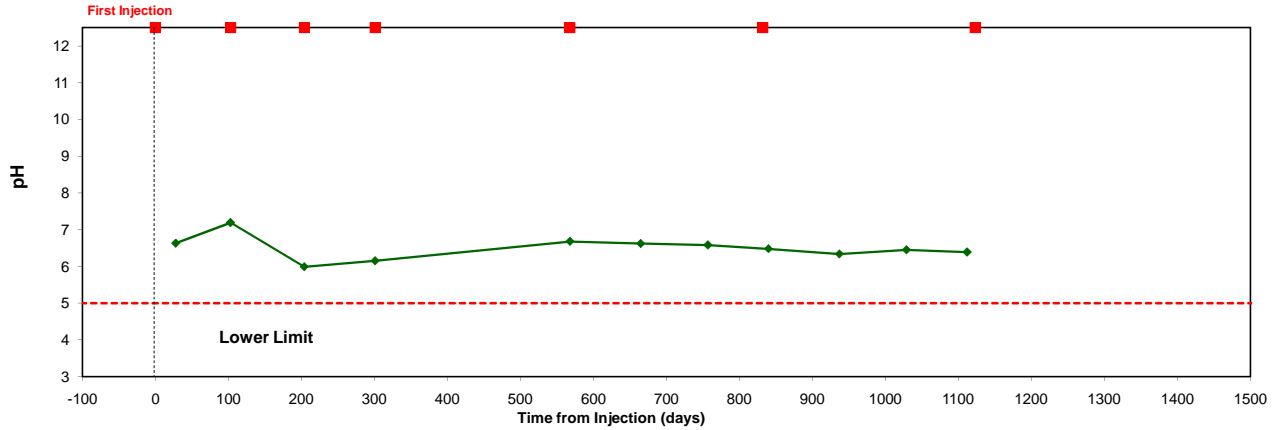
RW-15A Performance Monitoring Results



RW-21C Performance Monitoring Results



RW-22B Performance Monitoring Results



RW-29A Performance Monitoring Results

