

This presentation was provided to the Rocky Mountain Clean Diesel Collaborative (RMCDC). The RMCDC promotes the reduction of diesel emissions and fuels usage, but does not promote the usage of specific products or vendors.



no oil. no pollution. no problem.

[www.boulderev.com](http://www.boulderev.com)

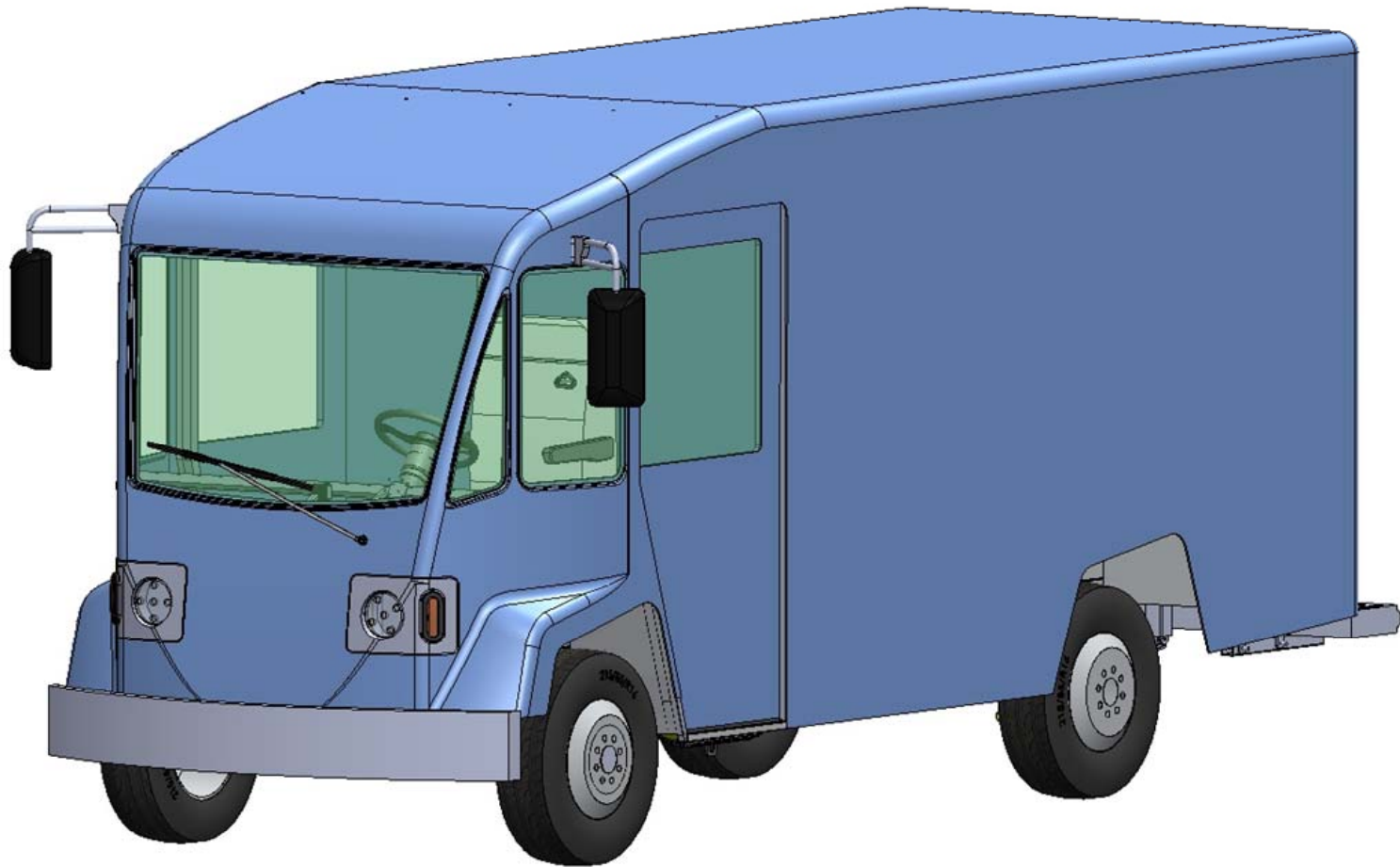
# A TOOL NOT A TESLA

- 65 mph
- ZERO EMISSIONS Delivery Trucks
- 120 mile range, 8 hour charge
- 864 Cubic Feet of cargo space
- 6,000 pound payload covers 70% of Delivery Market

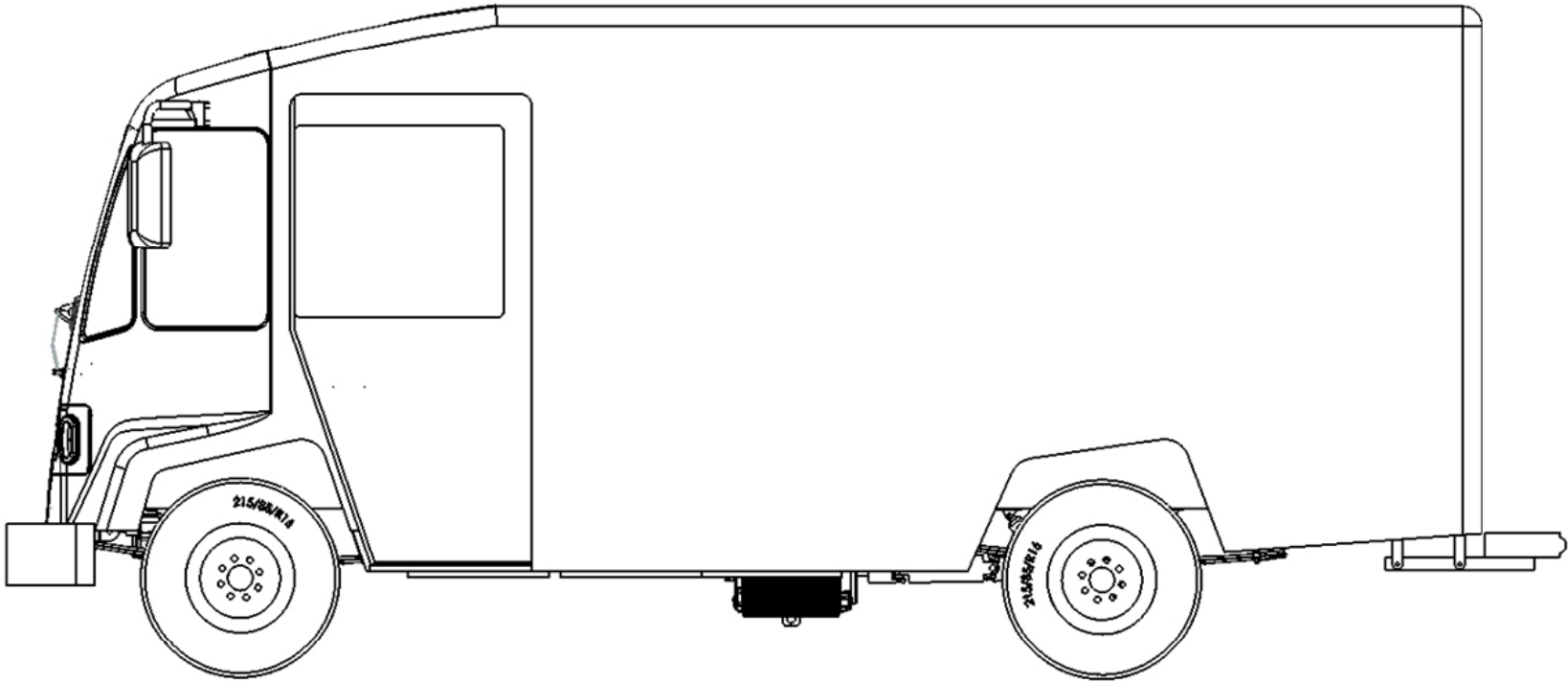


# RE-DESIGN

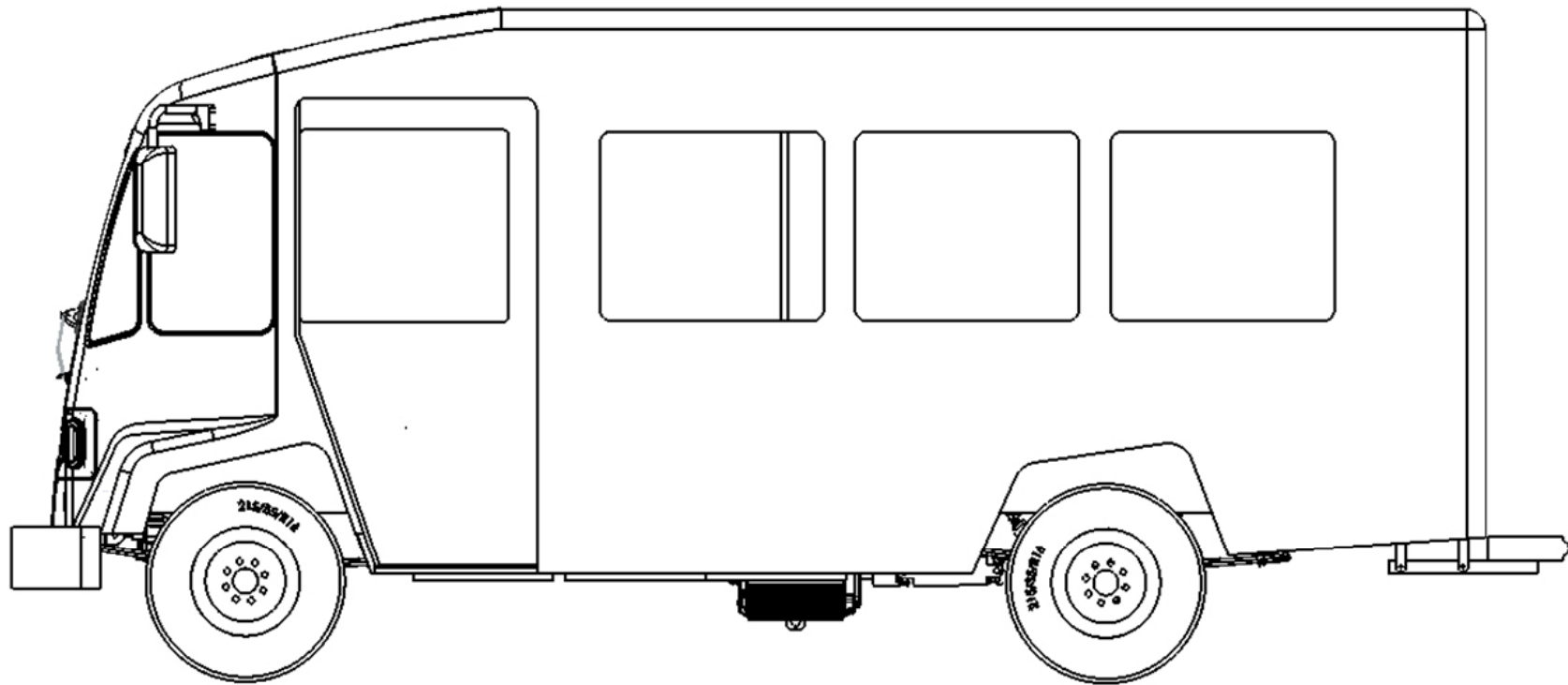
First Deliveries April 2011



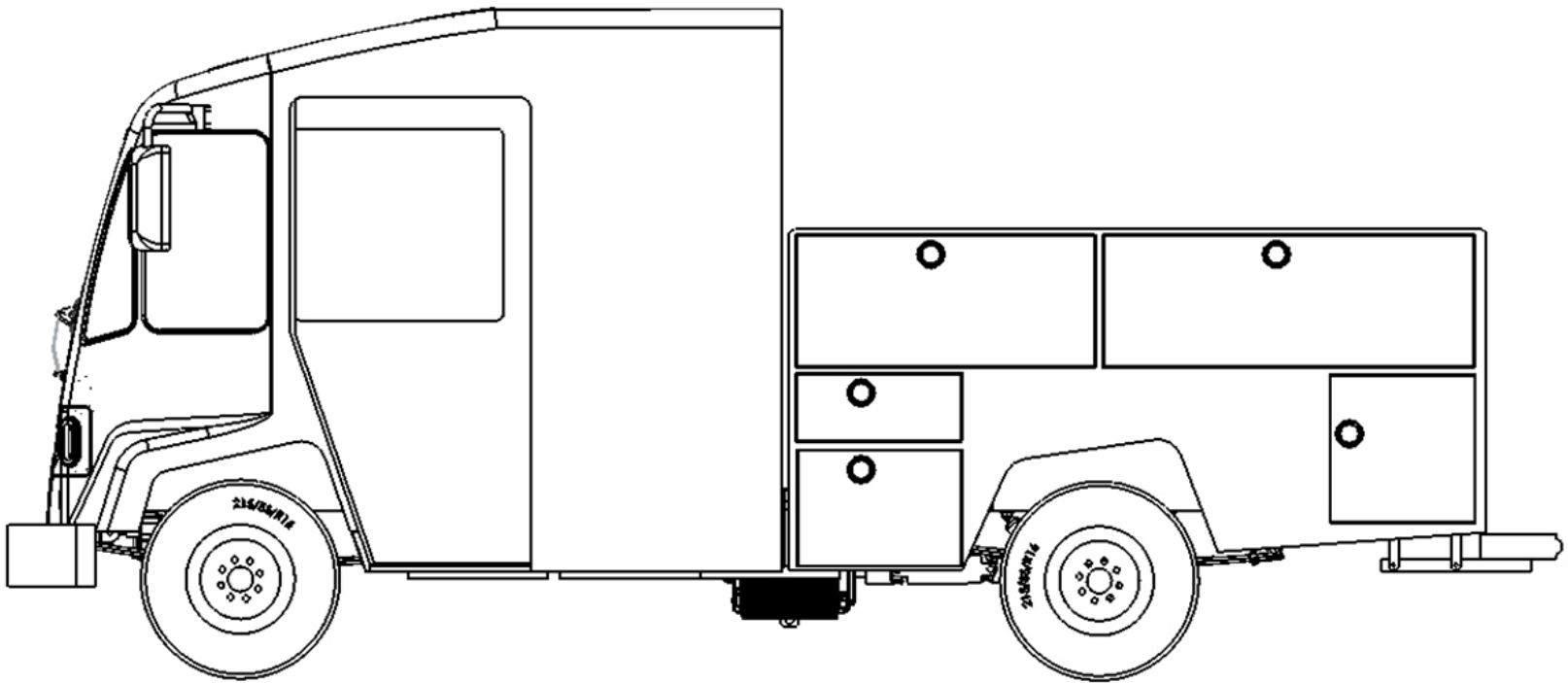
# FOUR CARB CERTIFIED ZEVs Deliver Trucks



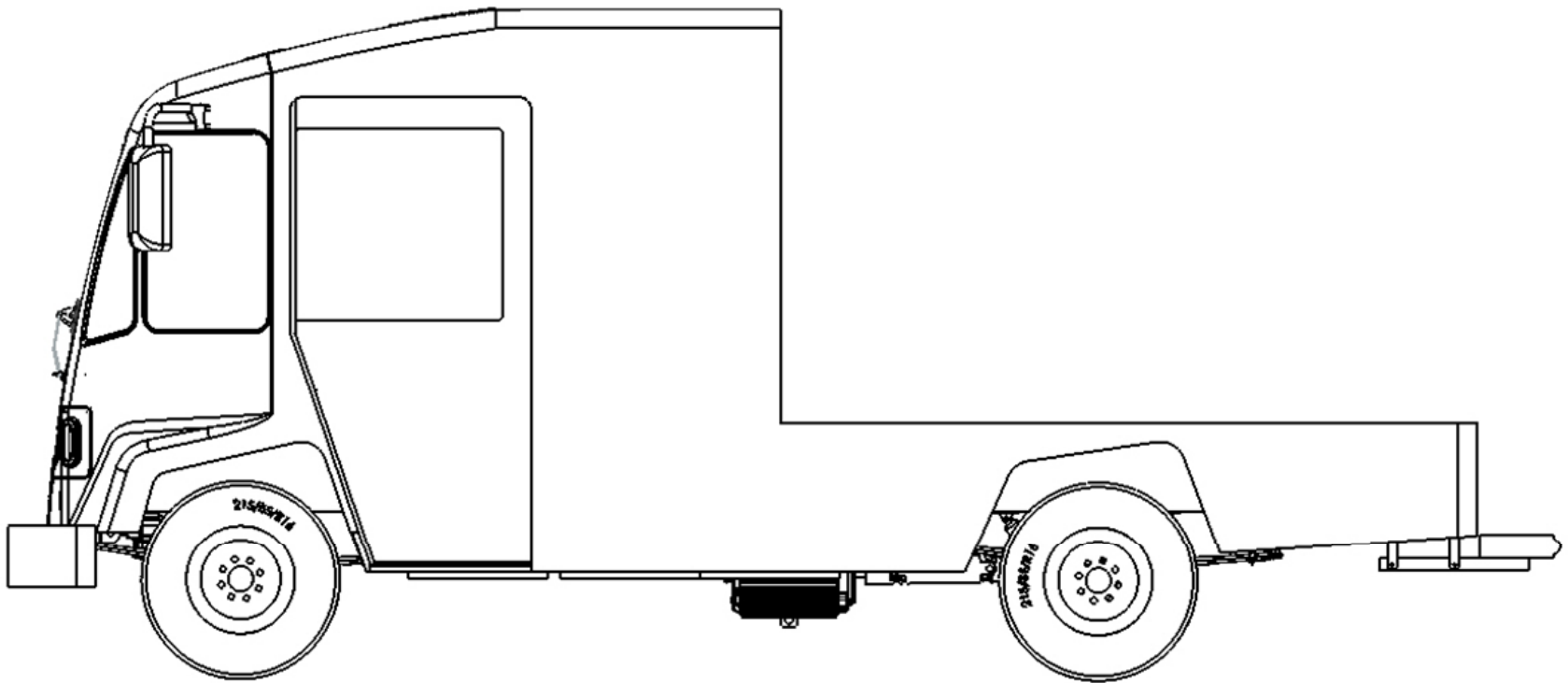
# 15 Passenger Shuttle



# Service Body w/ Knapheide



# Flat Bed



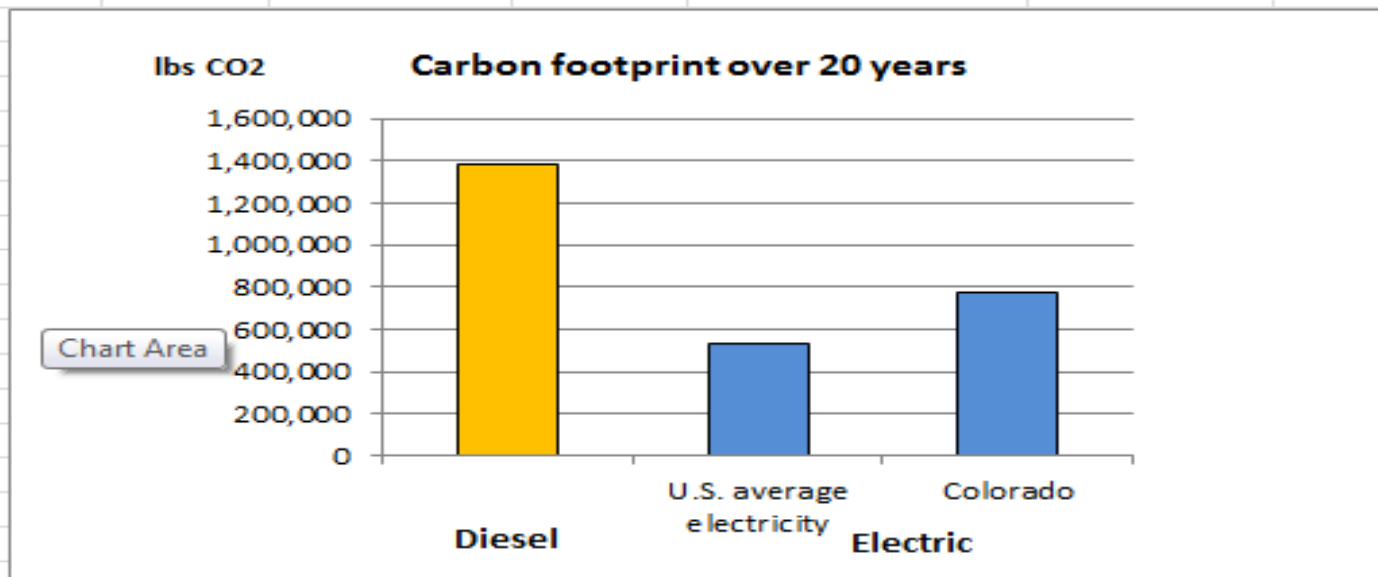


## CO<sub>2</sub> Footprint



CO <sub>2</sub> per gallon of diesel:	22.2 lbs/gallon*		
CO <sub>2</sub> per kWh electricity, U.S. average:	1.34 lbs/kWh**		
CO <sub>2</sub> per kWh electricity in Colorado	1.93 lbs/kWh**		(Pick state in drop-down list on first page)

	Diesel	Electric		
		U.S. average electricity	Colorado	
CO <sub>2</sub> emission per year:	69,375	26,800	38,600	lbs/year
CO <sub>2</sub> emissions per life-cycle (20 years):	1,387,500	536,000	772,000	lbs



Note: Includes only the CO<sub>2</sub> emissions from the fuel (diesel or electricity). Does not include emissions from manufacturing of the vehicle.

\* Source EPA, <http://www.epa.gov/oms/climate/420f05001.htm>

\*\*Source: DOE, <http://www.eia.doe.gov/oiaf/1605/pdf/EFactors1998-2000.pdf>

Data for Maryland includes the District of Columbia





CONFIDENTIAL

## Diesel vs. Electric Life Cycle Cost

Prepared for: \_\_\_\_\_  
 By: \_\_\_\_\_  
 Date: \_\_\_\_\_

Message: Based on Delivery Route of 100 miles/day 250 days per year

**Customers data:**

Note: Only values in grey boxes with thick border should be changed.

State (pick from list for CO<sub>2</sub> calculations): Colorado

Annual milage: 25,000 miles  
 Fuel economy diesel vehicle: 8.0 MPG  
 Purchase cost for diesel vehicle: 50,000 \$

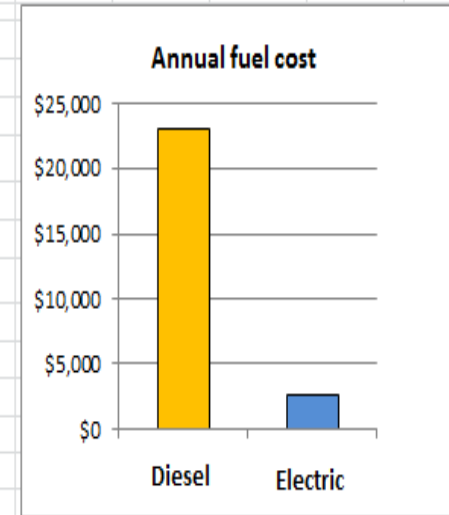
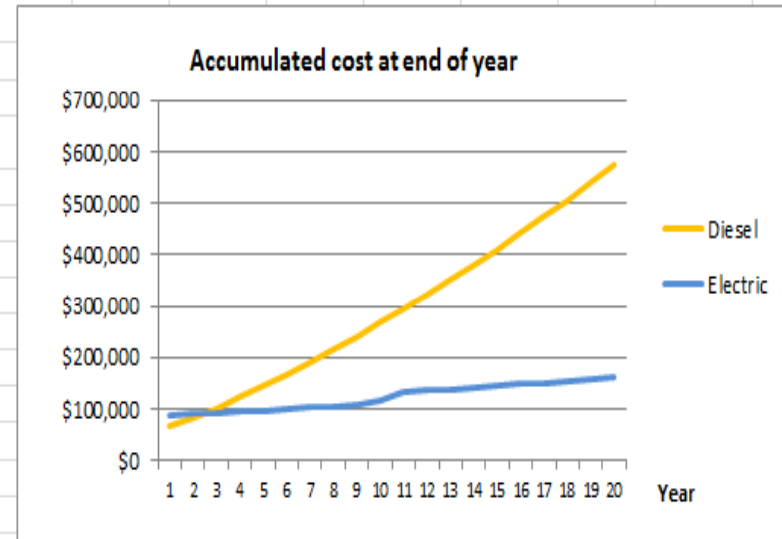
Cost for diesel: 5.00 \$/gallon    Expected annual increase: 5.00 %  
 Cost of electricity: 0.10 \$/kWh    Expected annual increase: 5.00 %

Purchase cost for electric vehicle 101,000 \$  
 Federal tax credit for electric truck: 7,500 \$    Type in as positive numbers.  
 State tax credit for electric truck: 6,000 \$    All credits will be accounted for on the  
 Other grant or credit for electric:  \$    first year.

**Estimation based on the customers data - summary:**

The total cost over 20 years is \$573,996 for a diesel truck  
\$175,075 for an electric truck  
 Difference: \$398,921

SUMMARY AS CHARTS



Average over 20 years, expected price increase counted for.

# BEVA Electric Truck and Bus Assembly Plant – Lafayette, CO

- Capacity 10,000 vehicles per year
- 750 New Jobs when at full capacity
- Full Assembly Line and Sub-Station



CONTACT: Carter Brown 303-956-7527  
carter@boulderev.com

# Plant Photos



CONTACT: Carter Brown 303-956-7527  
carter@boulderev.com

# THE NEAR FUTURE OF EVs

- Fast Charging – 2 years
- Batteries 4 x on the range - 4 years
- Busses – NOW
- Class 6-8 Trucks Highway Capable – 4 years
- Cost Effective – Class 3-4 trucks NOW
- Cost Effective Busses and Class 5-8 Trucks - 4 years

Carter Brown - CEO 303-956-7527  
carter@boulderev.com



**e** BOULDER  
**Electric**  
**VEHICLE**

no oil. no pollution. no problem.

ALL Electric Delivery Trucks & Vans

RANGE: 120 Miles  
Charging time: 8 hours  
GVWR: 11,000 lbs  
Curbweight: 5,900 lbs  
Cargo capacity: 6,000 lbs 864 Cu Ft  
CONTACT: info@boulderev.com www.boulderev.com

no oil. no pollution. no problem.

[www.boulderev.com](http://www.boulderev.com)