

STATE MEASUREMENT TEMPLATE

Member: **EPA** | Year: **2015** | Cycle: **ANNUAL**

Instructions

If you do not have any data to report or share please select "I don't have this information". This will give a more accurate reporting for each State based on calendar or fiscal year.

Definitions are provided through links to a [Data Dictionary \(View\)](#) and [Materials Flow Diagram \(View\)](#).


If you are unsure about how to answer a question or have other concerns about this template, please contact a member of the [implementation team \(View\)](#) who are coordinating this project or the Project Manager Kent Foerster foerster.kent@epa.gov. A comment box is provided at the end of each question. Use this box to clarify any response, identify any concerns you have about the question or to make suggestions for improvements or expansion to that question for next years template.


By filling out this template, you acknowledge and agree to allow your data to be shared with other State governments and the U.S. EPA.

Page 1	Page 2	Page 3	Page 4	Page 5	Page 6
1a. Disposal for State	2a. Disposal Characteristics (Exported waste)	5a. Diversion by Recycling	5b. Other Diversion Activities (Composting, Reuse, Beneficial Use)	8. Disposal System Types	12. State by State Qualitative Information
1b. Transfer Station Tonnage	2b. Disposal Characteristics (Imported waste)		6a. Recycling Collection Systems	9. Hauler Information Statistics	13. State Staffing
	3. Municipal Solid Waste Disposal Facility Information		6b. Recycling System Types	10. Landfill Capacity Remaining	14. State Program Funding
	4. Energy Recovery		6c. Pay As You Throw Programs	11. Tipping Fee Gate Charges	15. Local Government Funding (or total programs using systems)
			7. Organic Materials Management Systems		

The plus icon  indicates no data has been entered into the template page. After each page, click "Save" to save your data and move on to the next page.







To edit or update your response on any of the template pages, click the corresponding green check mark .

An asterisk * following a question indicates that a response is required. If a mandatory question has not been filled out an error will show  and the question will need to be edited and/or completed.

Once you are satisfied with all your responses to each question on all pages you may "submit to program" and your response will be locked  allowing for no further editing.

NOTE: new reports for sharing data will be available after January 1st.

PAGES:

1	2	3	4	5	6
					

State Program Profile (successes, new ideas introduced, items of note):

1a. Disposal for State

I would like to provide detailed tonnage information about non-hazardous waste disposed in my state: *

- Yes
- No, only a total disposal number
- I don't have this information

Solid Waste Generated In-State & Disposed In-State

	FINAL DESTINATION *	WASTE MATERIAL *	TONS <i>: note, you can add up to 50 rows of data</i>	
1	MSW Landfill <input type="button" value="v"/>	MSW <input type="button" value="v"/>	<input type="button" value="x"/> Remove
2	C & D Landfill <input type="button" value="v"/>	C & D <input type="button" value="v"/>	<input type="button" value="x"/> Remove
3	Non-hazardous Industrial Landfill <input type="button" value="v"/>	Land Clearing <input type="button" value="v"/>	<input type="button" value="x"/> Remove
4	Burned at Waste-to-Energy Facility <input type="button" value="v"/>	C & D/Land Clearing combined <input type="button" value="v"/>	<input type="button" value="x"/> Remove
5	- Select Facility - <input type="button" value="v"/>	Contaminated soil <input type="button" value="v"/>	<input type="button" value="x"/> Remove
6	- Select Facility - <input type="button" value="v"/>	Asbestos containing wastes <input type="button" value="v"/>	<input type="button" value="x"/> Remove
7	- Select Facility - <input type="button" value="v"/>	Biosolids <input type="button" value="v"/>	<input type="button" value="x"/> Remove
8	- Select Facility - <input type="button" value="v"/>	Non-hazardous industrial process waste <input type="button" value="v"/>	<input type="button" value="x"/> Remove
9	- Select Facility - <input type="button" value="v"/>	Municipal combustor ash <input type="button" value="v"/>	<input type="button" value="x"/> Remove
10	- Select Facility - <input type="button" value="v"/>	Agricultural <input type="button" value="v"/>	<input type="button" value="x"/> Remove
11	- Select Facility - <input type="button" value="v"/>	Mining and Oil <input type="button" value="v"/>	<input type="button" value="x"/> Remove
12	- Select Facility - <input type="button" value="v"/>	Other Subtitle D wastes <input type="button" value="v"/>	<input type="button" value="x"/> Remove

Total Disposed (detailed tons)

Additional Notes/Comments:

1b. Transfer Station Tonnage Destined for Disposal

I would like to provide detailed non-hazardous waste transfer station tonnage information: *

- Yes
- No, only a total transfer station number
- I don't have this information

Solid waste flowing through transfer stations (in-state and out-of-state). Tonnage will not be counted in disposal figures in analytical reports

Solid Waste Flowing Through Transfer Stations (In-State & Out-of-State)

	WASTE MATERIAL *	TONS	
1	MSW <input type="text"/>	<input type="text"/>	<input type="button" value="Remove"/>
2	C & D <input type="text"/>	<input type="text"/>	<input type="button" value="Remove"/>
3	Other Non-hazardous Waste <input type="text"/>	<input type="text"/>	<input type="button" value="Remove"/>

Additional Notes/Comments:

2a. Disposal Characteristics (Exported waste)

I would like to provide detailed non-hazardous export tonnage information: *

- Yes
- No, only a total export disposal number
- I don't have this information

Solid Waste Generated In-State & Disposed Out-of-State

	EXPORTED TO: *	WASTE MATERIAL: *	FINAL DESTINATION: *	AMOUNT (TONS): <i>note, you can add up to 50 rows of data</i>	
1	Alabama <input type="text"/>	MSW <input type="text"/>	Unknown <input type="text"/>	<input type="text"/>	<input type="button" value="Remove"/>
2	Alaska <input type="text"/>	C & D <input type="text"/>	MSW Landfill <input type="text"/>	<input type="text"/>	<input type="button" value="Remove"/>
3	Arizona <input type="text"/>	Other Non-hazardous Wa <input type="text"/>	C & D Landfill <input type="text"/>	<input type="text"/>	<input type="button" value="Remove"/>
4	Arkansas <input type="text"/>	MSW <input type="text"/>	Non-hazardous Industrial <input type="text"/>	<input type="text"/>	<input type="button" value="Remove"/>
5	California <input type="text"/>	C & D <input type="text"/>	Burned at Waste-to-Ener; <input type="text"/>	<input type="text"/>	<input type="button" value="Remove"/>

Total Exported (detailed tons)

Additional Notes/Comments:

2b. Disposal Characteristics (Imported waste)

I would like to provide detailed non-hazardous import tonnage information: *

- Yes
- No, only a total import disposal number
- I don't have this information

Total Imported: *

Please enter total municipal solid waste imported into state & disposed in-state (tons)

Additional Notes/Comments:

3. Municipal Solid Waste Disposal Facility Information

Municipal Solid Waste Disposal Facility Ownership

Public

I would like to provide detailed public municipal solid waste disposal facility information: *

- Yes
- No, only a total public municipal solid waste disposal facility number
- I don't have this information

Refers to landfill and waste-to-energy facilities

Number of local government owned municipal solid waste disposal facilities:

Number of authority or district owned municipal solid waste disposal facilities:

Private

I would like to provide detailed private municipal solid waste disposal facility information: *

- Yes
- No, only a total private municipal solid waste disposal facility number
- I don't have this information

Refers to landfill and waste-to-energy facilities

Total number of privately owned municipal solid waste disposal facilities:

Additional Notes/Comments:

4. Energy Recovery

I would like to provide detailed energy recovery tonnage information: *

- Yes
- No, only a total energy recovery tonnage number
- There are no energy recovery facilities in my state
- I don't have this information

Energy recovery is solid waste tonnage managed within state and includes imported tonnage

Total Energy Recovery:

 tons

4. Energy Recovery

I would like to provide detailed energy recovery tonnage information: *

- Yes
- No, only a total energy recovery tonnage number
- There are no energy recovery facilities in my state
- I don't have this information

Energy recovery is solid waste tonnage managed within state and includes imported tonnage

Note: if energy facility produces steam, please use the following conversion factor: $MWH = ((\text{pounds of steam} \times 1,000 \text{ BTU} / 3,412) \times .0001)$
More information on methane landfill conversions provided in the following link [Interactive Conversion Tool \(Click to View\)](#).

TYPE OF FACILITY	NUMBER OF FACILITIES	TONS CONVERTED AT A MINIMUM, PLEASE ENTER TONS OF FEEDSTOCK	ENERGY PRODUCED (MWH)
<u>Waste to Energy</u>			
<u>Pyrolysis</u>			
<u>Gasification</u>			
<u>Anaerobic Digesters</u>			
<u>Captured Methane from Landfills</u>			
<u>Other Technologies</u>			
Total			

Additional Notes/Comments:

Save

5a. Diversion by Recycling

Diversion: activities surrounding the handling of recovered resources such that they are not disposed of in landfills, waste piles, surface impoundments, land application units on a permanent or long-term temporary basis; and are not incinerated or converted to fuel energy, or base chemicals through combustion, pyrolysis, gasification, or other conversion technologies. Diversion can be attributed to several processes where materials are systematically redirected from disposal: [Recycling](#), [Reuse](#), [Beneficial Use](#), and [Composting](#). Each of these four processing forms of diversion are defined in a way that make them mutually exclusive to one another, yet a total diversion metric can be calculated by adding the amounts from all four processes together.

I would like to provide detailed recycling tonnages: *

- Yes
- No, only a total recycling tonnage number
- I don't have this information

Recycling is tonnage collected within state by all collection programs

Detailed Recycling Tonnage

	COMMODITY TYPE (View Data Dictionary) *	SECTORS (View Data Dictionary) *	TONS <i>: note, you can add up to 120 rows of data</i>	
1	Paper-Fibre & Paperboard	Special Events		<input type="checkbox"/> Remove
2	Glass	Residential		<input type="checkbox"/> Remove
3	Mixed Plastics	Commercial		<input type="checkbox"/> Remove
4	Mixed Metals (aluminum & bi-metal cans, oth	Institutional		<input type="checkbox"/> Remove
5	Textiles	Industrial		<input type="checkbox"/> Remove
6	Wood (including pallets (non C&D))	Residential/Commercial		<input type="checkbox"/> Remove
7	Fats, Oil, Grease	Residential/Institutional		<input type="checkbox"/> Remove
8	Electronics (e-scrap)	Residential/Commercial/Institutional		<input type="checkbox"/> Remove
9	Batteries (automotive, nicad, alkaline, etc)	Commercial/Industrial		<input type="checkbox"/> Remove
10	Commingled (mixed) Recyclables	Commercial/Institutional		<input type="checkbox"/> Remove
11	HHW (paints, solvents, pesticides & other vol	Commercial/Institutional/Industrial		<input type="checkbox"/> Remove
12	Other (please also identify material(s) with tc	All Sectors		<input type="checkbox"/> Remove
13	Tires (passenger car & light/heavy-duty truck	- Select -		<input type="checkbox"/> Remove
14	Other Tires (industrial & special service)	- Select -		<input type="checkbox"/> Remove
15	All Tires (combined)	- Select -		<input type="checkbox"/> Remove
16	Used Oil	- Select -		<input type="checkbox"/> Remove
17	Other Automotive Fluids	- Select -		<input type="checkbox"/> Remove
18	Autobodies	- Select -		<input type="checkbox"/> Remove
19	White Goods/Appliances	- Select -		<input type="checkbox"/> Remove
20	Aggregate (asphalt, brick, concrete)	- Select -		<input type="checkbox"/> Remove
21	- Asphalt (concrete & roofing combined)	- Select -		<input type="checkbox"/> Remove

22	- Asphalt (road)	▼	- Select -	▼	Remove
23	- Asphalt (shingles)	▼	- Select -	▼	Remove
24	- Bricks and Clay Tile	▼	- Select -	▼	Remove
25	- Concrete, Cement & Portland Cement	▼	- Select -	▼	Remove
26	Gypsum, Dry Wall, Plasters	▼	- Select -	▼	Remove
27	Lumber, Wood Products from C&D Debris	▼	- Select -	▼	Remove
28	Lumber, Wood Products (from C&D, adulterat	▼	- Select -	▼	Remove
29	Lumber, Wood Products (from C&D, unadulter	▼	- Select -	▼	Remove
30	Metals and Steel from C&D Debris	▼	- Select -	▼	Remove
31	Metals and Steel from C&D Debris	▼	- Select -	▼	Remove
32	Mixed C&D Debris (combined)	▼	- Select -	▼	Remove

Add

Total Recycling (detailed tons)

Detailed Plastic Tonnage

Due to the complexity of plastic multiple resins and product forms, having more granular data on plastic recycling will provide better data to decision makers, the plastics industry and other stakeholders in order to be more effective in our approaches to increasing overall plastic recycling.

In addition to the total mixed plastics above, I would like to provide detailed plastic recycling tonnages:

Yes

No

Please select the plastic categories below that best describe the plastic data available for your state. (check all that apply)

- PET(#1)
 HDPE(#2)
 PP(#5)
 Mixed Rigid Plastic
 Film, Foam, Other
 Other (not previously captured)

More information on the categories including definitions and bale specs can be provided by the following link [Recycle Your Plastics \(View\)](#).

Additional Notes/Comments:

Save

5b. Other Diversion Activities (Composting, Reuse, Beneficial Use)

I would like to provide detailed diversion tonnage:

	Yes	No, only a total number	I don't have this information
Composting *	<input checked="" type="radio"/>	<input type="radio"/>	<input type="radio"/>
Reuse *	<input type="radio"/>	<input checked="" type="radio"/>	<input type="radio"/>
Beneficial Use *	<input type="radio"/>	<input type="radio"/>	<input checked="" type="radio"/>

Detailed Composting Tonnage

	COMMODITY TYPE (View Data Dictionary) *	SECTORS (View Data Dictionary) *	TONS <i>: note, you can add up to 25 rows of data</i>	
1	Food Scraps <input type="text"/>	Residential <input type="text"/>	<input type="text"/>	<input type="button" value="X Remove"/>
2	Yard Trimmings <input type="text"/>	Commercial <input type="text"/>	<input type="text"/>	<input type="button" value="X Remove"/>
3	Food Scraps & Yard Trimmings (con <input type="text"/>	Institutional <input type="text"/>	<input type="text"/>	<input type="button" value="X Remove"/>
4	Biosolids <input type="text"/>	Industrial <input type="text"/>	<input type="text"/>	<input type="button" value="X Remove"/>
5	Other Organic Materials <input type="text"/>	All Sectors <input type="text"/>	<input type="text"/>	<input type="button" value="X Remove"/>

Total Composting (detailed tons)

Additional Notes/Comments (composting):

Total Reuse in Tons:

 Please indicate in detail below what materials are included in total reuse

Additional Notes/Comments (reuse):

Please explain why you do not have beneficial use data: *

6a. Recycling Collection Systems

I would like to provide detailed information on recycling collection services offered in my state: *

- Yes
- No, I only have a total recycling collection services number
- I don't have this information

Total number of local governments having curbside programs and may include subscription services:

Total # of local governments and total # of curbside programs will not be consolidated for analytical report purposes

Total number of curbside programs in state:

Total # of local governments and total # of curbside programs will not be consolidated for analytical report purposes

Total number of households serviced by curbside programs:

Total number of local governments having drop-off programs:

Total number of commercial (direct to end users) recycling service programs available:

Additional Notes/Comments:

6b. Recycling System Types

I would like to provide detailed information of the recycling systems in place in my state: *

- Yes
- I don't have this information

Please check how you track this information:

- By number of local governments By total number of systems

Refers to number of local governments having these recycling programs and may include subscription services.

<u>Single Stream</u> Systems:	Number of Households
<input type="text"/>	<input type="text"/>

<u>Dual Stream</u> Systems:	Number of Households
<input type="text"/>	<input type="text"/>

Source
Separated
Systems:

Number of
Households

Mixed Waste
Collection
Systems:

Number of
Households

Additional Notes/Comments:

6c. Pay As You Throw Programs

I would like to provide detailed Pay as You Throw Program information: *

- Yes
- No, only a total program number
- There are no pay as you throw programs in my state
- I don't have this information

Total number of County Pay as You Throw Programs:

If possible, please list a few examples of programs in comments box below

Total number of Municipal Pay as You Throw Programs:

If possible, please list a few examples of programs in comments box below

Additional Notes/Comments:

7. Organic Materials Management Systems

I would like to provide detailed information on organic materials management systems in my state: *

- Yes
 I don't have this information

Please check which management systems you have information for:

- Composting Mulching
 Anaerobic digesters Other facilities

Total number of composting facilities:

Total number of mulching facilities:

Total number of anaerobic digesters:

Total number of other facilities:

8. Disposal System Types

I would like to provide detailed information of the disposal systems in place in my state: *

- Yes
 I don't have this information

Refers to number of local governments having these disposal systems in place and may include subscription services.

Curbside collection systems:

Drop off collection systems:

Green box (unstaffed county collection) systems:

Other disposal collection systems (please describe below):

9. Hauler Information Statistics

I would like to provide detailed hauler information: *

- Yes
- No, only a total hauler number
- I don't have this information

Private:

Public:

Additional Notes/Comments:

10. Landfill Capacity Remaining

MSW Landfill Capacity Remaining

I would like to provide detailed MSW Landfill Capacity information: *

- Yes, detailed volumes
- No, only a total MSW landfill capacity number in years
- I don't have this information

Private Sector

Total cubic yards remaining

Tons landfilled last year

Total Years Remaining in Private MSW Landfills ((Total cubic yards remaining / 2 cubic yards per ton) / tons landfilled last year)

Public Sector

Total cubic yards remaining

Tons landfilled last year

Total Years Remaining in Public MSW Landfills ((Total cubic yards remaining / 2 cubic yards per ton) / tons landfilled last year)

Construction and Demolition Landfill Capacity Remaining

I would like to provide detailed Construction and Demolition Landfill Capacity information: *

- Yes, detailed volumes
- No, only a total C&D landfill capacity number in years
- I don't have this information

All Sectors:

Years (private + public) remaining in C&D landfills

Additional Notes/Comments (If your state calculates landfill capacity differently, please place your formula here):

11. Tipping Fee Gate Charges

Detailed or Estimated \$/Ton Tipping Fee Gate Charges

I would like to provide detailed or best estimate tipping fee gate \$/ton charge information: *

- Detailed
- Best Estimate
- I don't have this information

Average \$/Ton Tipping Fee Gate Charges

I would like to provide average tipping fee gate \$/ton charge information: *

- Yes
- No, only a total fees number
- I don't have this information

Include any levies, taxes and/or surcharges to your average \$/ton tip fee.

Please check which facilities you have information for:

- | | | |
|---|--|--|
| <input checked="" type="checkbox"/> MSW Landfill | <input checked="" type="checkbox"/> C & D Landfill | <input checked="" type="checkbox"/> Compost/Mulch Facilities |
| <input checked="" type="checkbox"/> Incinerators/Waste Combustors | <input checked="" type="checkbox"/> Waste to Energy Facilities | <input checked="" type="checkbox"/> Tire Processing Facilities |
| <input checked="" type="checkbox"/> Transfer Station | | |

MSW Landfills:

\$ (Average \$/ton)

Construction and Demolition Landfills:

\$ (Average \$/ton)

Compost/Mulch Facilities:

\$ (Average \$/ton)

Incinerators/Waste Combustors:

\$ (Average \$/ton)

Waste to Energy Facilities:

\$ (Average \$/ton)

Tire Processing Facilities:

\$ (Average \$/ton)

Transfer Stations:

\$ (Average \$/ton)

High & Low \$/Ton Tipping Fee Gate Charges

I would like to provide high & low tipping fee gate \$/ton charge information: *

- Yes
- No, only a total fees number
- I don't have this information

Include any levies, taxes and/or surcharges to your high & low \$/ton tip fee.

Total Tipping Fee Gate Charges:

high \$ per ton: MSW Landfills

Total Tipping Fee Gate Charges:

low \$ per ton: MSW Landfills

Additional Notes/Comments:

Save

12. State by State Qualitative Information

Reporting Cycle: *

- Calendar Year
- Fiscal Year

Data collection begins: *

Submission deadline: *

I would like to provide information on Statewide and Local Government (Solid Waste Management/Recycling/SMM) plans: *

- Yes
- I don't have this information

What entities are *required* to report to your agency? *

- | | | |
|--|--|--|
| <input type="checkbox"/> No Reporting Requirements | <input type="checkbox"/> Authority/MSW Region | <input type="checkbox"/> Compost Facility |
| <input type="checkbox"/> County government | <input type="checkbox"/> End User (e.g. mill, re-manufacturer) | <input type="checkbox"/> Grant recipient |
| <input type="checkbox"/> Haulers | <input type="checkbox"/> Landfill | <input type="checkbox"/> MRF |
| <input type="checkbox"/> Municipality (city, town, village, or other local government unit) | <input type="checkbox"/> Organization (public institution, agency, school, etc.) | <input type="checkbox"/> Planning District |
| <input type="checkbox"/> Re-occurring event or one-time special event | <input type="checkbox"/> Sector | <input type="checkbox"/> Statewide |
| <input type="checkbox"/> Steward/Producer (e.g. EPR program, deposit system, etc.) | <input type="checkbox"/> Transfer Station | <input type="checkbox"/> Tribe |
| <input type="checkbox"/> Waste-to-energy Facility | <input type="checkbox"/> Other | |

Check all that apply

What entities are *requested to voluntarily* report to your agency? *

- | | | |
|--|--|--|
| <input type="checkbox"/> No Reporting Requirements | <input type="checkbox"/> Authority/MSW Region | <input type="checkbox"/> Compost Facility |
| <input type="checkbox"/> County government | <input type="checkbox"/> End User (e.g. mill, re-manufacturer) | <input type="checkbox"/> Grant recipient |
| <input type="checkbox"/> Haulers | <input type="checkbox"/> Landfill | <input type="checkbox"/> MRF |
| <input type="checkbox"/> Municipality (city, town, village, or other local government unit) | <input type="checkbox"/> Organization (public institution, agency, school, etc.) | <input type="checkbox"/> Planning District |
| <input type="checkbox"/> Re-occurring event or one-time special event | <input type="checkbox"/> Sector | <input type="checkbox"/> Statewide |
| <input type="checkbox"/> Steward/Producer (e.g. EPR program, deposit system, etc.) | <input type="checkbox"/> Transfer Station | <input type="checkbox"/> Tribe |
| <input type="checkbox"/> Waste-to-energy Facility | <input type="checkbox"/> Other | |

Check all that apply

13. State Staffing

I would like to provide detailed state staffing information: *

- Yes
- No, only a total staff number
- I don't have this information

Note: State employees only. Please ensure that part time responsibilities are accurately recorded below

Sustainable Materials Management (SMM)

Management	<input type="text"/>	FTEs
Planning	<input type="text"/>	FTEs
Grants	<input type="text"/>	FTEs
Recycling	<input type="text"/>	FTEs
Tires	<input type="text"/>	FTEs
Used Oil	<input type="text"/>	FTEs
HHW	<input type="text"/>	FTEs
E-waste	<input type="text"/>	FTEs
Organics	<input type="text"/>	FTEs
Other (please describe)	<input type="text"/>	FTEs
Total SMM Staff	<input type="text"/>	FTEs

Regulatory Subtitle D

Management	<input type="text"/>	FTEs
Permitting	<input type="text"/>	FTEs
Enforcement	<input type="text"/>	FTEs
Corrective Action	<input type="text"/>	FTEs
Other (please describe)	<input type="text"/>	FTEs
Total Subtitle D Staff	<input type="text"/>	FTEs

14. State Program Funding

Revenue

I would like to provide detailed state program revenue information: *

- Yes
- No, only a total revenue number
- I don't have this information

Total revenue for all sustainable materials management programs and regulatory Subtitle D programs combined. Enter "0" if revenue program exists but did not receive funding in this reporting year. Leave blank if program does not exist.

Taxes (Surcharges, direct taxes, etc.):

\$ Amount/year

Fees (Operation & Maintenance Fees, Permit & Renewal Fees, Pre-Disposal Fees):

\$ Amount/year

Other fees:

\$ Amount/year

Describe other fees:

General fund transfer:

\$ Amount/year

Grants to state:

\$ Amount/year

State Grant Award Programs

Public Sector

I would like to provide detailed public grant award information: *

- Yes
- No, only a total public grant number
- I don't have this information
- Not Applicable

Technical assistance:

\$ Amount/year

Subsidy grants:

\$ Amount/year

Other grants:

\$ Amount/year

Private Sector

I would like to provide detailed private grant award information: *

- Yes
- No, only a total private grant number
- I don't have this information
- Not Applicable

Technical assistance:

\$ *Amount/year*

Subsidy grants:

\$ *Amount/year*

Other grants:

\$ *Amount/year*

State Solid Waste Loan/Loan Guarantee Programs

Public Sector

I would like to provide public loan information: *

- Yes
- I don't have this information
- Not Applicable

Public Loan Total:

\$ *Amount/year*

Private Sector

I would like to provide private loan information: *

- Yes
- I don't have this information
- Not Applicable

Additional Notes/Comments:

15. Local Government Funding (or total programs using systems)

Revenue Source

I would like to provide detailed local government funding revenue information: *

- Yes
- No, only a total revenue number
- I don't have this information

Taxes (Surcharges, direct taxes, property tax, etc.):

\$ *Amount/year*

Fees (Operation & Maintenance Fees, Permit & Renewal Fees, Pre-Disposal Fees):

\$ *Amount/year*

Other fees:

\$ *Amount/year*

General fund transfer:

\$ *Amount/year*

Describe other fees:

Grants from state:

\$ *Amount/year*

Grants from other agencies:

\$ *Amount/year*

Local Governments Accounting Systems

Total number using Enterprise Fund Accounting:

Total number using Special Revenue Fund Accounting:

Total number using General Fund Accounting:

Save