

IN THE UNITED STATES DISTRICT COURT  
FOR THE NORTHERN DISTRICT OF MISSISSIPPI  
GREENVILLE DIVISION

UNITED STATES OF AMERICA and )  
The STATE OF MISSISSIPPI, )  
 )  
Plaintiffs, )  
 )  
v. )  
 )  
The CITY OF GREENVILLE, MISSISSIPPI, )  
 )  
Defendant. )  
\_\_\_\_\_ )

Case No. 4:16-cv-00018-DMB-JMV

PARTIAL CONSENT DECREE

**TABLE OF CONTENTS**

<b>I.</b>	<b><u>INTRODUCTION</u></b> .....	1
<b>II.</b>	<b><u>JURISDICTION AND VENUE</u></b> .....	2
<b>III.</b>	<b><u>APPLICABILITY</u></b> .....	2
<b>IV.</b>	<b><u>OBJECTIVES</u></b> .....	3
<b>V.</b>	<b><u>DEFINITIONS</u></b> .....	3
<b>VI.</b>	<b><u>REVIEW OF DELIVERABLES/CERTIFICATION OF DELIVERABLES</u></b> .....	7
<b>VII.</b>	<b><u>COMPLIANCE REQUIREMENTS</u></b> .....	10
<b>VIII.</b>	<b><u>REPORTING REQUIREMENTS</u></b> .....	33
<b>IX.</b>	<b><u>STIPULATED PENALTIES</u></b> .....	35
<b>X.</b>	<b><u>FORCE MAJEURE</u></b> .....	38
<b>XI.</b>	<b><u>DISPUTE RESOLUTION</u></b> .....	39
<b>XII.</b>	<b><u>INFORMATION COLLECTION AND RETENTION</u></b> .....	41
<b>XIII.</b>	<b><u>EFFECT OF SETTLEMENT/RESERVATION OF RIGHTS</u></b> .....	42
<b>XIV.</b>	<b><u>COSTS</u></b> .....	43
<b>XV.</b>	<b><u>NOTICES</u></b> .....	44
<b>XVI.</b>	<b><u>EFFECTIVE DATE</u></b> .....	45
<b>XVII.</b>	<b><u>RETENTION OF JURISDICTION</u></b> .....	45
<b>XVIII.</b>	<b><u>MODIFICATION</u></b> .....	46
<b>XIX.</b>	<b><u>TERMINATION</u></b> .....	46
<b>XX.</b>	<b><u>PUBLIC PARTICIPATION</u></b> .....	46
<b>XXI.</b>	<b><u>SIGNATORIES/SERVICE</u></b> .....	47
<b>XXII.</b>	<b><u>INTEGRATION</u></b> .....	47
<b>XXIII.</b>	<b><u>PARTIAL JUDGMENT</u></b> .....	47
<b>XXIV.</b>	<b><u>APPENDICES</u></b> .....	47

## I. INTRODUCTION

A. WHEREAS, Plaintiff United States of America, on behalf of the United States Environmental Protection Agency (“EPA”), has filed a complaint concurrently with this Partial Consent Decree, alleging that Defendant, the City of Greenville, Mississippi (the “City”), has violated and continues to violate Section 301 of the Clean Water Act (“CWA”), 33 U.S.C. § 1311, and terms and conditions of its National Pollutant Discharge Elimination System (“NPDES”) permit issued under Section 402 of the CWA, 33 U.S.C. § 1342; and seeking injunctive relief and civil penalties pursuant to Sections 309(b) and (d) of the CWA, 33 U.S.C. §§ 1319(b) and (d);

B. WHEREAS, Plaintiff the State of Mississippi, acting through the Mississippi Commission on Environmental Quality and the Mississippi Department of Environmental Quality (“MDEQ”) (collectively, the “State”), joined in the Complaint and seeks injunctive relief and civil penalties for the City’s alleged violations of the Mississippi Air and Water Pollution Control Law, Miss. Code Ann. § 49-17-1, *et seq.* (“MAWPCL”);

C. WHEREAS, the State is also a Plaintiff in this action and is joined as a party under Section 309(e) of the CWA, 33 U.S.C. § 1319(e), which requires the state in which a municipality is located to be joined as a party whenever the municipality is a party to a civil action brought by the United States under Section 309 of the CWA;

D. WHEREAS, the State has been authorized by EPA to administer the NPDES program in Mississippi pursuant to Section 402(b) of the CWA, 33 U.S.C. § 1342(b);

E. WHEREAS, the City is a “municipality” pursuant to Section 502 of the CWA, 33 U.S.C. § 1362;

F. WHEREAS, the City’s Wastewater Collection and Transmission System (“WCTS”) transports wastewater to a publicly owned wastewater treatment plant (“WWTP”) known as the Greenville WWTP, which is operated by the City pursuant to NPDES permit number MS0020184 (“NPDES Permit”);

G. WHEREAS, EPA and the State have determined, based upon information provided by the City, that the City has had hundreds of unauthorized Sanitary Sewer Overflows (“SSOs”) in the past five (5) years;

H. WHEREAS, the City has reported to MDEQ a number of violations of the effluent limitations in the NPDES Permit;

I. WHEREAS, the United States and the State contend that these SSOs and effluent limit exceedances are violations of the CWA, Miss. Code Ann. § 49-17-29, and the City’s NPDES Permit;

J. WHEREAS, the City does not admit any liability to the United States or the State

arising out of the transactions or occurrences alleged in the Complaint.

K. WHEREAS, the United States, the State, and the City (“Parties”) expressly acknowledge and agree that this Partial Consent Decree is a partial consent decree that does not resolve the civil claims the Plaintiffs have for civil penalties and does not resolve injunctive relief for violations of the CWA or the MAWPCL associated with Sanitary Sewer Overflows in Sewer Group 3 as alleged in the Complaint, and that the Plaintiffs reserve all claims that they may have concerning these unresolved matters as more particularly set forth below;

L. WHEREAS, the Parties recognize, and the Court by entering this Partial Consent Decree finds, that this Partial Consent Decree has been negotiated by the Parties in good faith and will avoid litigation between the Parties and that this Partial Consent Decree is fair, reasonable, and in the public interest.

NOW, THEREFORE, before the taking of any testimony, without the adjudication or admission of any issue of fact or law except as provided in Section II, and with the consent of the Parties, IT IS HEREBY ADJUDGED, ORDERED, AND DECREED as follows:

## **II. JURISDICTION AND VENUE**

1. This Court has jurisdiction over the subject matter of this action, pursuant to 28 U.S.C. §§ 1331, 1345, and 1355, and Section 309(b) of the CWA, 33 U.S.C. § 1319(b), and over the Parties. This Court has supplemental jurisdiction over the state law claims asserted by the State pursuant to 28 U.S.C. § 1367. Venue lies in this District pursuant to Section 309(b) of the CWA, 33 U.S.C. § 1319(b), and 28 U.S.C. §§ 1391(b) and 1395(a), because the violations alleged in the Complaint are alleged to have occurred in, and the City conducts business in, this judicial district. For purposes of this Decree, or any action to enforce this Decree, the City consents to the Court’s jurisdiction over this Decree, over any such action, and over the City and consents to venue in this judicial district.

2. For purposes of this Partial Consent Decree, the City agrees that the Complaint states claims upon which relief may be granted pursuant to Sections 309(b) and 309(d) of the CWA, 33 U.S.C. § 1319(b) and (d), and Miss. Code Ann. § 49-17-29 and § 49-17-43.

## **III. APPLICABILITY**

3. The obligations of this Partial Consent Decree apply to and are binding upon the United States and the State, and upon the City and any successors, assigns, or other entities or persons otherwise bound by law.

4. No transfer of ownership or operation of any portion of the Sewer System, whether in compliance with the procedures of this Paragraph or otherwise, shall relieve the City of its obligation to ensure that the terms of the Decree are implemented. At least thirty (30) Days prior to such transfer, the City shall provide a copy of this Partial Consent Decree to the proposed transferee and shall simultaneously provide written notice of the prospective transfer, together

with a copy of the proposed written agreement, to the United States and MDEQ, in accordance with Section XV (Notices). Any attempt to transfer ownership or operation of the Sewer System without complying with this Paragraph constitutes a violation of this Decree.

5. The City shall provide a copy of this Partial Consent Decree to all officers, employees, and agents whose duties might reasonably include compliance with any provision of this Decree, as well as to any contractor retained to perform work required under this Partial Consent Decree. The City shall condition any such contract upon performance of the work in conformity with the terms of this Partial Consent Decree.

6. In any action to enforce this Partial Consent Decree, the City shall not raise as a defense the failure by any of its officers, directors, employees, agents, or contractors to take any actions necessary to comply with the provisions of this Partial Consent Decree.

#### **IV. OBJECTIVES**

7. All plans, measures, reports, construction, maintenance, operational requirements, and other obligations in this Partial Consent Decree or resulting from the activities required by this Partial Consent Decree shall have the objective of causing the City to achieve and maintain full compliance with the CWA, the MAWPCL, and the NPDES Permit, including the elimination of Sanitary Sewer Overflows.

#### **V. DEFINITIONS**

8. Terms used in this Partial Consent Decree that are defined in the CWA or in regulations promulgated pursuant to the CWA (including, without limitation, those terms defined in Section 502 of the CWA, 33 U.S.C § 1362, and at 40 C.F.R. § 122.2) shall have the meanings assigned to them in the CWA or such regulations, unless otherwise provided in this Decree. Whenever the terms set forth below are used in this Partial Consent Decree, the following definitions shall apply:

a. “Building Backup” shall mean a wastewater release or backup into a building that is caused by blockages, flow conditions, or other malfunctions in the Wastewater Collection and Transmission System. A wastewater backup or release that is caused by blockages, flow conditions, or other malfunctions of a Private Lateral is not a Building Backup.

b. “Calendar Quarter” shall mean the three (3)-month periods ending on March 31, June 30, September 30, and December 31.

c. “Calendar Year” shall mean the twelve (12)-month period starting on January 1 and ending on December 31.

d. “Certification” or “certify” when used in this Partial Consent Decree shall require the City to comply with Paragraph 17 of this Partial Consent Decree.

e. “The City” or “Defendant” shall mean the City of Greenville, Mississippi, a municipal corporation, including all of its departments, agencies, instrumentalities such as the Public Works Department, and any successor thereto.

f. “CMOM” or “Capacity, Management, Operations, and Maintenance” shall mean a program of accepted industry practices to properly manage, operate and maintain sanitary wastewater collection, transmission and treatment systems, investigate capacity-constrained areas of these systems, and respond to SSO events.

g. “Complaint” shall mean the complaint filed by the United States and the State in this action.

h. “CWA” shall mean the Clean Water Act, as amended, 33 U.S.C. §§ 1251, *et seq.*

i. “Date of Lodging” shall mean the date this Partial Consent Decree is filed for lodging with the Clerk of the Court for the United States District Court for the Northern District of Mississippi.

j. “Day” shall mean a calendar day unless expressly stated to be a business day. In computing any period of time under this Partial Consent Decree, where the last day would fall on a Saturday, Sunday, or federal holiday, the period shall run until the close of business of the next business day.

k. “Deliverable” shall mean any written document required to be prepared and/or submitted by or on behalf of the City pursuant to this Partial Consent Decree.

l. “EPA” shall mean the United States Environmental Protection Agency and any of its successor departments or agencies.

m. “Effective Date” shall have the definition provided in Section XVI.

n. “Excessive Inflow/Infiltration” or “Excessive I/I” shall have the meaning provided in 40 C.F.R. § 35.2005(b)(16).

o. “Force Main” shall mean any pipe that receives and conveys, under pressure, wastewater from the discharge side of a pump. A Force Main is intended to convey wastewater under pressure.

p. “Gravity Sewer Line” or “Gravity Sewer” shall mean a pipe that receives, contains and conveys wastewater not normally under pressure, but is intended to flow unassisted under the influence of gravity.

q. “Infiltration” as defined by 40 C.F.R. § 35.2005(b)(20) shall mean water other than wastewater that enters the WCTS (including sewer service connections and foundation drains) from the ground through such means as defective pipes, pipe joints,

connections, or manholes.

r. “Inflow” as defined by 40 C.F.R. § 35.2005(b)(21) shall mean water other than wastewater that enters the WCTS (including sewer service connections) from sources such as, but not limited to, roof leaders, cellar drains, yard drains, area drains, drains from springs and swampy areas, manhole covers, cross connections between storm sewers and sanitary sewers, catch basins, cooling towers, storm water, surface runoff, street wash waters, or drainage.

s. “I/I” shall mean the total quantity of water from Inflow, Infiltration, and rainfall induced Inflow and Infiltration without distinguishing the source.

t. “MAWPCL” shall mean the Mississippi Air and Water Pollution Control Law, Miss. Code Ann. § 49-17-1 *et seq.*

u. “Major Gravity Sewer Line” shall mean any of the following:

- (1) all Gravity Sewer Lines that are twelve (12) inches in diameter or larger;
- (2) all Gravity Sewer Lines that convey wastewater from one pumping station service area to another pumping station service area; and
- (3) all Gravity Sewer Lines that have caused or contributed, or that the City knows will likely cause or contribute to capacity-related SSOs.

v. “Month” shall mean one (1) calendar month running from the numbered day to the same numbered day of the following calendar month, regardless of whether the particular month has 28, 29, 30 or 31 days. In the event a triggered event would occur on a day of the month which does not exist (for example, on February 30), then the event shall be due on the first day of the following month (for example, March 1).

w. “MDEQ” shall mean the Mississippi Department of Environmental Quality and the Mississippi Commission on Environmental Quality, collectively, and any successor departments or agencies of the State.

x. “NPDES” shall mean the National Pollutant Discharge Elimination System authorized under Section 402 of the CWA, 33 U.S.C. § 1342.

y. “NPDES Permit” shall mean NPDES permit No. MS0020184 issued to the City pursuant to Section 402 of the Clean Water Act, 33 U.S.C. § 1342, for the Greenville WWTP, and any future extended, modified, or reissued permits.

z. “Paragraph” shall mean a portion of this Decree identified by an Arabic numeral.

aa. “Partial Consent Decree” or “Decree” shall mean this Decree and all appendices attached hereto (listed in Section XXIV). In the event of a conflict between this document and any appendix, this document shall control.

bb. “Parties” shall mean the United States of America on behalf of EPA, the State acting through MDEQ, and the City.

cc. “Plaintiffs” shall mean the United States of America on behalf of EPA, and the State acting through MDEQ.

dd. “Private Lateral” shall mean that portion of a sanitary sewer conveyance pipe that extends from the wastewater main to the single-family, multi-family, apartment, or other dwelling unit or commercial or industrial structure to which wastewater service is or has been provided.

ee. “Prohibited Bypass” shall mean the intentional diversion of waste streams from any portion of a treatment facility which is prohibited pursuant to the terms set forth at 40 C.F.R. § 122.41(m).

ff. “Public Document Repository” or “PDR” shall mean the William A. Percy Memorial Library located at 341 Main Street, Greenville, Mississippi, 38701 and the City’s website, [www.greenvillems.org](http://www.greenvillems.org).

gg. “Publicly Owned Treatment Works” or “POTW” shall mean a publicly owned treatment works or POTW as defined in 40 C.F.R. § 403.3(q), and includes the WCTS and the WWTP as defined in this Partial Consent Decree.

hh. “Pump Station” shall mean facilities comprised of pumps which lift wastewater to a higher hydraulic elevation, including all related electrical, mechanical, and structural systems necessary to the operation of that pump station.

ii. “Sanitary Sewer Overflow” or “SSO” shall mean any discharge of wastewater to waters of the United States or the State from the City’s Sewer System through a point source not specified in any NPDES permit, as well as any overflow, spill, or release of wastewater to public or private property from the Sewer System that may not have reached waters of the United States or the State, including all Building Backups.

jj. “SCADA” shall mean supervisory control and data acquisition.

kk. “Section” shall mean a portion of this Decree identified by a Roman numeral.

ll. “Sewershed” shall mean the subdivisions of the City’s WCTS containing sewers that are primarily hydraulically linked as identified on Appendix B, attached hereto and incorporated herein.



mm. “Sewer System” shall mean the WCTS and the WWTP.

nn. “State” shall mean the State of Mississippi, including all of its departments, agencies, and instrumentalities.

oo. “Timely” when applied to the submittal of a Deliverable shall mean submitted no later than the deadline established in this Partial Consent Decree (or in a document approved pursuant to this Partial Consent Decree) and containing all of the elements pertaining to the submittal as set forth in this Partial Consent Decree (or in a document approved pursuant to this Partial Consent Decree). “Timely” when applied to the implementation of any Work shall mean implemented no later than the deadline established in this Partial Consent Decree (or in a document approved pursuant to this Partial Consent Decree) and in accordance with the elements pertaining to such Work as set forth in this Partial Consent Decree (or in a document approved pursuant to this Partial Consent Decree).

pp. “United States” shall mean the United States of America, acting on behalf of EPA.

qq. “Wastewater Collection and Transmission System” or “WCTS” shall mean the entire municipal wastewater collection, retention and transmission system, including all pipes, Force Mains, Gravity Sewer Lines, Pump Stations, pumps, manholes, and appurtenances thereto, which are owned or operated by the City.

rr. “Wastewater Treatment Plant” or “WWTP” shall mean devices or systems used in the storage, treatment, recycling, and reclamation of municipal wastewater. For purposes of this Partial Consent Decree, this definition shall include all facilities owned, managed, operated, and maintained by the City, including but not limited to the treatment facility located on Highland Plantation Road, Greenville, Mississippi, and all components of such sewage treatment plant(s).

ss. “Work” shall mean all activities the City is required to perform under this Partial Consent Decree.

## **VI. REVIEW OF DELIVERABLES/CERTIFICATION OF DELIVERABLES**

9. Public Document Repository/ Public Review Requirement. The City shall post on its website instructions to the public for receiving email notice of future Deliverables. Prior to the submission of each Deliverable to EPA and MDEQ, the City shall post a copy of the Deliverable on its website and provide notice of such action by email to all parties who have requested such notice. The City shall also send to the Reference Librarian at the William A. Percy Memorial Library located at 341 Main Street, notice of the Deliverable to be submitted, a flyer containing a brief synopsis of the Deliverable, and instructions on how to find the document on the City’s website. The City shall post on its website instructions for submitting comments, and shall allow the public a period of thirty (30) Days to comment on, the following

Deliverables: (i) the Mini-System Group Evaluation Reports and Rehabilitation Plans required under Paragraph 21; (ii) the Rehabilitation Reports for Mini-Systems 1 and 2 required under Paragraph 22; (iii) the Sewer Overflow Response Plan required under Paragraph 23.a; (iv) the FOG Control Program required under Paragraph 23.g; and (v) Financing and Cost Analysis Program required under Paragraph 23.h. After the 30-day period, the City shall consider public comments for a period of up to fifteen (15) Days. Within seven (7) Days after submitting a Deliverable to EPA and MDEQ, the City shall place a copy of the submitted version of the Deliverable on its website and at the library. Within seven (7) Days after EPA's approval, approval contingent upon conditions, or modification by EPA, the City shall place a copy of such final version of the Deliverable on its website and at the library. The City shall maintain on its website until termination of this Partial Consent Decree all written comments received from EPA and MDEQ along with all submitted versions of Deliverables.

10. Copy to MDEQ. The City shall provide a copy of any Deliverable to MDEQ at the same time such Deliverable is due to EPA.

11. EPA Action on Deliverables. After review of any Deliverable that is required to be submitted pursuant to this Partial Consent Decree, EPA, after consultation with MDEQ, shall in writing:

- a. approve the submission;
- b. approve the submission upon specified conditions;
- c. approve part of the submission and disapprove the remainder; or
- d. disapprove the submission.

12. Approved Deliverables. If a Deliverable is approved by EPA pursuant to Paragraph 11.a, the City shall take all actions required by the Deliverable in accordance with the schedules and requirements of the Deliverable as approved. If the Deliverable is conditionally approved or approved only in part, pursuant to Paragraph 11.b or 11.c, the City shall, upon written direction from EPA, after consultation with MDEQ, take all actions required by the approved plan, report, or other item that EPA, after consultation with MDEQ, determines are technically severable from any disapproved portions, subject to the City's right to dispute only the specified conditions or the disapproved portions, under Section XI of this Partial Consent Decree (Dispute Resolution). Following EPA approval of any Deliverable or portion thereof, such Deliverable or portion thereof so approved shall be incorporated into and become enforceable under this Partial Consent Decree.

13. Disapproved Deliverables. If the submission is disapproved in whole or in part pursuant to Paragraph 11.c or 11.d, the City shall, within thirty (30) Days or such other time as EPA and the City agree to in writing, correct all deficiencies and resubmit to EPA the Deliverable, or disapproved portion thereof, for approval, in accordance with Paragraphs 11 and

12. If the resubmission is approved in whole or in part, the City shall proceed in accordance with Paragraph 12.

14. Stipulated Penalties Accruing. Any stipulated penalties applicable to the original Deliverable, as provided in Section IX of this Decree, shall accrue during the thirty (30)-Day period or other specified period, but shall not be payable unless the resubmission is untimely or is disapproved in whole or in part; provided that, if the original submission was so deficient as to constitute a material breach of the City's obligations under this Decree, the stipulated penalties applicable to the original submission shall be due and payable notwithstanding any subsequent resubmission.

15. Resubmitted Deliverable. If a resubmitted Deliverable, or portion thereof, is disapproved in whole or in part, EPA, after consultation with MDEQ, may again require the City to correct any deficiencies, in accordance with preceding Paragraph 13, or may itself correct any deficiencies, subject to the City's right to invoke Dispute Resolution and the right of EPA to seek stipulated penalties as provided in preceding Paragraph 14. Upon EPA's correction of any deficiencies, such resubmitted plan, report, or other item, or portion thereof will be incorporated into and become enforceable under this Partial Consent Decree and shall be implemented by the City according to the approved schedule, subject to the City's right to invoke Dispute Resolution pursuant to Section XI.

16. Timing of Review of Deliverables. If EPA issues written comments and decisions on any Deliverable more than ninety (90) Days after receipt of such submission, any subsequent deadline or milestone that is dependent upon such comments or decisions shall be extended. The length of the extension shall be determined by calculating the number of Days between EPA's receipt of the submission and the date of EPA's written response, less ninety (90) Days. Within thirty (30) Days of the date that the City knows or should know of a deadline or milestone that the City believes is extended under this Paragraph, the City shall inform EPA, in writing, of its belief and the amount of time the City believes the deadlines or milestones are extended. If EPA disagrees with the City's determination that a deadline is dependent upon such comments or decisions, EPA shall inform the City in writing. The City may dispute EPA's conclusion regarding whether a deadline is dependent upon such comments or decisions pursuant to Section XI of this Partial Consent Decree (Dispute Resolution).

17. Certification. In all Deliverables, notices, documents or reports submitted to the United States and State pursuant to this Partial Consent Decree, the City shall, by a senior City management official, sign and certify such notices, documents and reports as follows:

*I certify under penalty of law that this document and all attachments were prepared under my direction or supervision in accordance with a system designed to assure that qualified personnel properly gather and evaluate the information submitted. Based on my inquiry of the person or persons who manage the system, or those persons directly responsible for gathering such information, the information submitted is, to the best of my knowledge and belief, true, accurate and complete. I am aware that there are*

*significant penalties for submitting false information, including the possibility of fine and imprisonment for knowing violations.*

## **VII. COMPLIANCE REQUIREMENTS**

18. **Obligation to Perform Work.** Upon the Effective Date, the City shall implement the Work pursuant to this Partial Consent Decree. All Work identified in Section VII shall be completed no later than seventy-five (75) Months after the Effective Date. All Work shall be performed using sound engineering practices to ensure that construction, management, operation and maintenance of the Sewer System complies with the CWA, including practices to improve the resilience of the Sewer System to the impacts of climate change. Sound engineering practices may include appropriate provisions of the *Handbook: Sewer System Infrastructure Analysis and Rehabilitation*, EPA/625/6-91/030, 1991; *Existing Sewer Evaluation and Rehabilitation*, WEF MOP FD-6, 2010; EPA's guidance: *Computer Tools for Sanitary Sewer System Capacity Analysis and Planning*, EPA/600/R-07/111, October 2007; the most current edition of MDEQ's *Guidance for the Design of Publicly Owned Wastewater Facilities*; EPA's *Climate Ready Water Utilities (CRWU) Initiative*, referenced at EPA 817-F-12-005, 2012; and EPA's *Climate Resilience Evaluation and Awareness Tool Version 2.0 (CREAT 2.0)*, referenced at EPA 817-F-12-011, 2012; and the Pump Stations evaluations shall be consistent with the *Pumping Systems* chapter of the most current version of Water Environment Federation's *Manual of Practice FD-4, Design of Wastewater and Stormwater Pumping Stations*.

19. **Early Action Projects.** Based on previous investigations, the City has identified certain rehabilitation and other projects that are intended to address conditions currently causing SSOs in the WCTS and other violations alleged in the Complaint which shall be referred to as "Early Action Projects." The Early Action Projects are identified and described in Appendix A, attached hereto and incorporated herein. The Early Action Projects shall include at a minimum, installation of backup power at the City's five (5) major Pump Stations; installation of Supervisory Control and Data Acquisition ("SCADA") at seventy-seven (77) of the City's Pump Stations; and WWTP improvements. The City shall complete each of these Early Action Projects in accordance with the schedules set forth in Appendix A. Such schedules do not extend past forty-five (45) Months after the Effective Date of this Partial Consent Decree. Any change to this list of projects or schedule approved by EPA shall not constitute a material modification to this Partial Consent Decree as set forth in Section XVIII (Modifications) below.

20. **Sanitary Sewer Evaluation/Rehabilitation ("SSER") Work Plan.** Within nine (9) Months after the Effective Date of this Partial Consent Decree, the City shall submit to EPA for review and approval a SSER Work Plan that provides for the continual assessment, analysis, and rehabilitation of the WCTS infrastructure to, among other things, address I/I, structural defects, and the other conditions causing, or that are likely to cause, SSOs. The SSER Work Plan shall establish procedures for setting priorities and expeditious schedules for undertaking the WCTS assessment and rehabilitation components set forth in Paragraphs 20.a through 20.h, below. The City shall develop these priorities and expeditious schedules taking into consideration the nature and extent of customer complaints; flow monitoring, including flow isolation studies; location and cause of SSOs; any remedial measures already undertaken; field crew work orders; any

preliminary sewer assessments; locations closer to the Mississippi River levees; and any other relevant information. In addition, areas near surface waters that have been included on MDEQ's CWA Section 303(d) list of impaired waters for pathogens shall also receive priority by the City. Finally, the City shall also consider areas that have been identified by EPA as potentially having environmental justice issues (minority and/or low income neighborhoods) when developing the priorities. The SSER Work Plan shall also include standard procedures for an information management system, performance goals for each of the components of the SSER Work Plan set forth below, and procedures for analysis of the effectiveness of completed rehabilitation. The SSER Work Plan shall include the following components:

a. Corrosion Defect Identification. The Corrosion Defect Identification component of the SSER Work Plan shall establish standard procedures for inspecting and identifying WCTS infrastructure that is either corroded or at risk of corrosion, through the use of CCTV and visual inspection during manhole and Pump Station inspections. The Corrosion Defect Identification component shall include a system for prioritizing repair of existing corrosion defects, corrosion identification forms, and procedures for a corrosion defect analysis.

b. Manhole Condition Assessment and Rehabilitation. The Manhole Condition Assessment and Rehabilitation component of the SSER Work Plan shall establish standard procedures for the condition assessment of manholes within the WCTS. This component shall include manhole inspection forms and procedures for a manhole defect analysis. This component shall also establish a process for setting manhole rehabilitation priorities and expeditious schedules; shall establish an ongoing inventory of manhole rehabilitation, including identification of the rehabilitation techniques to be used; and shall require an analysis of the effectiveness of completed rehabilitation.

c. Flow Monitoring. The Flow Monitoring component of the SSER Work Plan shall establish procedures for initiating routine flow monitoring during dry and wet weather to support engineering analyses related to Sewer System capacity and peak flow studies. Dry weather monitoring shall be carried out so as to allow the characterization of base flows and I/I rates within the WCTS. Wet weather monitoring shall be conducted periodically during events of sufficient duration and intensity that cause significant I/I into the WCTS. The procedures shall identify the process used to establish flow monitoring locations, appropriate flow monitoring techniques, sewer cleaning associated with flow monitoring and a procedure for rainfall measurement.

d. Closed Circuit Television ("CCTV") Inspection. The CCTV inspection component of the SSER Work Plan shall establish standard procedures for CCTV inspection within the WCTS to support sewer assessment and rehabilitation activities, and shall include procedures for CCTV cleaning and a process for the retention and retrieval of CCTV inspection data.

e. Gravity Sewer Line Defect Analysis and Rehabilitation. The Gravity

Sewer Line Defect Analysis component of the SSER Work Plan shall establish standard procedures for analysis of Gravity Sewer Line defects within the WCTS which may vary depending on the size of the pipe. Such procedures shall include Private Lateral investigations to identify sources of I/I to the WCTS. The Gravity Sewer Line Defect Analysis component shall establish standard defect codes, defect identification procedures and guidelines, and a standardized process for cataloging Gravity Sewer Line defects. This component shall also establish a process for setting Gravity Sewer Line rehabilitation priorities; shall establish an ongoing inventory of Gravity Sewer Line rehabilitation, including identification of the rehabilitation techniques to be used; and shall require an analysis of the effectiveness of completed rehabilitation.

f. Smoke Testing. The Smoke Testing component of the SSER Work Plan shall establish standard procedures for smoke testing of the Gravity Sewer Lines within the WCTS to identify sources of I/I, including cross connections and other unauthorized connections. Such procedures shall include Private Lateral investigations to identify sources of I/I.

g. Force Main Condition Assessment and Rehabilitation. The Force Main Condition Assessment and Rehabilitation component of the SSER Work Plan shall establish standard procedures for the condition assessment of Force Mains within the WCTS. In determining which Force Mains to assess, the following criteria should be considered: force main age, size, pipe material, bedding conditions and history. This component shall include inspection forms and procedures for a Force Main defect analysis. This component shall also establish a process for setting Force Main rehabilitation priorities; shall establish an ongoing inventory of Force Main rehabilitation, including identification of the rehabilitation techniques to be used; and shall require an analysis of the effectiveness of completed rehabilitation.

h. Pump Station Performance and Rehabilitation. The Pump Station Performance and Rehabilitation component of the SSER Work Plan shall establish standard procedures for the evaluation of Pump Station performance and Pump Station adequacy within the WCTS. The Pump Station Performance and Rehabilitation component shall include:

- (1) The use of pump run time meters; pump start counters; computation of Nominal Average Pump Operating Time ("NAPOT"); root cause failure analysis protocols; and appropriate remote sensing such as SCADA;
- (2) The evaluation of station capacity, as described in the *Pumping Systems* chapter of the most current version of WEF's Manual of Practice FD-4, *Design of Wastewater and Stormwater Pumping Stations*;
- (3) The evaluation of critical response time, defined as the time

interval between activation of the high wet well level alarm and the first (1st) SSO, under peak flow conditions;

- (4) The evaluation of station conditions, based upon both physical inspection and recent operating and mechanical failure history during at least the past five (5) years;
- (5) The evaluation of station design and equipment, including redundancy of pumps and electrical power supply, and other equipment installed, based upon Chapter 40, *Wastewater Pumping Stations* of the most recent edition of *Recommended Standards for Wastewater Facilities* by the Great Lakes-Upper Mississippi River Board of State and Provincial Public Health and Environmental Managers (commonly known as the “Ten State Standards”);
- (6) The evaluation of the ability of maintenance personnel to take corrective action within the critical response time calculated for each Pump Station; and
- (7) A process for setting Pump Station rehabilitation priorities and expeditious schedules and an ongoing inventory of Pump Station rehabilitation, including identification of the rehabilitation techniques to be used, and an analysis of the effectiveness of completed rehabilitation.

21. Mini-System Group Evaluation Report/Rehabilitation Plans. For purposes of implementing the SSER Work Plan under this Partial Consent Decree, the City has delineated its three (3) Sewersheds into mini-systems. Based on existing information including the location and frequency of past SSOs, the City has further prioritized these mini-systems into three (3) groups (“Group 1”, “Group 2” and “Group 3”). The three (3) groups of mini-systems are shown on the maps in Appendix B, attached hereto and incorporated herein. The City has prioritized Group 1 and Group 2 for sewer assessment and rehabilitation work pursuant to the SSER Work Plan under this Partial Consent Decree. It is the present intention of the Parties to seek to negotiate a modification to this Partial Consent Decree or a subsequent consent decree or other settlement to include appropriate injunctive relief, including assessment and rehabilitation work, to fully address SSOs in Sewer Group 3. The City shall complete the assessment of all mini-systems in Group 1 pursuant to the SSER Work Plan on or before thirty (30) Months after the Effective Date. The City shall complete the assessment of all mini-systems in Group 2 pursuant to the SSER Work Plan on or before forty-eight (48) Months after the Effective Date. Within three (3) Months after completion of the assessment of all mini-systems in a Group as set forth above pursuant to the SSER Work Plan, the City shall submit to EPA for review and approval a Mini-System Group Evaluation Report/Rehabilitation Plan setting forth the results of the assessment for the mini-systems in that group and proposed rehabilitative and corrective actions and schedules in order to meet objectives of this Partial Consent Decree. Upon approval by

EPA, the City shall implement the remedial measures in the approved Mini-System Rehabilitation Plan portion of this submittal in accordance with the schedule contained therein.

a. Mini-System Group Evaluation Report. The Mini-System Group Evaluation Report portion of this submittal shall include, at a minimum, the following:

- (1) A thorough analysis of historical and current flow monitoring, inspection, rainfall and other data, including data collected during the evaluation of the mini-systems;
- (2) Identification of areas with Excessive I/I, such that these conditions are causing and/or contributing to SSOs and/or Prohibited Bypasses at the WWTP;
- (3) Identification of sources of I/I within the mini-systems, if identifiable, by manhole/line segment, street address, type (Infiltration or Inflow), source (e.g., "wall leakage"), and estimated flow from the source;
- (4) Identification of cross-connections between the WCTS and the City's municipal separate storm sewer system;
- (5) Identification and quantification of SSOs, including all potential SSOs identified pursuant to implementation of the SSER Work Plan;
- (6) Identification of portions of the WCTS within the mini-systems in which physical degradation is causing or contributing to SSOs;
- (7) Results of average and peak daily dry and wet weather flow measurements;
- (8) A determination of maximum Infiltration rate during periods of high ground water (in gpd/inch diameter-mile);
- (9) A determination of maximum hourly Inflow rate during wet weather for various storm durations and intensities (in gpd/inch diameter-mile);
- (10) A determination of peaking factors for each mini-system (the ratio of measured peak flow to average dry weather flow as measured through the duration of the evaluation);
- (11) A summary of flow monitoring activities, to include, at a minimum, a map showing the delineation of each mini-system within the group, location and type of each flow meter, problems



encountered and deviations from the SSER Work Plan, and a description of flow monitor calibration activities, including any scatter graphs and calibration and verification graphs;

- (12) A summary of field investigative activities performed to include, at a minimum: type of activity, number of activities performed (e.g., “100 out of 500 manholes inspected in mini-system XX”), observations made under each activity (inspection procedure), and summaries of the results;
- (13) A summary of the structural defects identified in the WCTS in the mini-systems to include, at a minimum: number of each type of defect by line segment, manhole number or street address, and estimates of peak flow or impact on WCTS capacity (as appropriate) from defects in each line segment, based on a consistently applied set of stated criteria as set forth in the SSER Work Plan;
- (14) A summary of the technical approach utilized in carrying out the capacity assessment analyses;
- (15) A description of future projected flows;
- (16) Information on the predicted (e.g. Manning equation) and actual peak flow capacity of all Major Gravity Sewer Lines (by segment), all Force Mains, siphons, and Pump Stations;
- (17) Summaries of the number and footage of sewer segments surcharged, and the number of structures at which a SSO might be expected to occur under each condition investigated;
- (18) Mapping for each condition investigated, illustrating each pipe segment operating in surcharge, and each manhole or structure at which a SSO might be expected to occur;
- (19) Information regarding the Pump Station evaluation as required by Paragraph 20.h above;
- (20) A summary of any capital projects implemented since commencement of the SSER Work Plan.

b. Rehabilitation Plan. The Rehabilitation Plan portion of this submittal shall include, at a minimum, the following:

- (1) Identification of specific measures and schedules that, when implemented, will result in adequate capacity in the WCTS within

that group of mini-systems to collect, convey and treat anticipated peak flows, without SSOs or Prohibited Bypasses at the WWTP;

- (2) Identification of the degree to which sources of Excessive I/I shall be removed, and the degree to which Excessive I/I removal is expected to alleviate capacity constraints, and propose specific remedial measures and schedules that will address those capacity limitations not expected to be addressed by Excessive I/I removal (anticipated I/I removal rates used in the development of the Rehabilitation Plan shall reflect current industry practice);
- (3) Identification of specific remedial measures and schedules to address capacity limitations that may also include increases in Pump Station and sewer line capacity, construction of storage or equalization basin facilities, or increases in WWTP capacity;
- (4) Identification of all measures and schedules necessary to eliminate all cross-connections between the WCTS and the City's municipal separate storm sewer system;
- (5) Identification of all measures and schedules necessary to eliminate all SSOs caused by physical degradation of sewers, inadequate Pump Station capacities, or inadequate Pump Station reliability;
- (6) Prioritized schedules for remedial measures based upon relative likely human health and environmental impact risks, SSO frequencies, and SSO volumes;
- (7) A description of the methodology used to apply the prioritization factors in Paragraph 21.b(6) above;
- (8) Estimated capital, operations and maintenance, and present value costs for each identified remedial measure in consistent, year-specific dollars;
- (9) Identification of the dates for preliminary design, complete design, complete permitting, contract award, construction commencement, and construction completion dates for each measure proposed; and
- (10) An expeditious schedule such that design, construction, and placement in service of all proposed measures shall be completed: within sixty (60) Months after the Effective Date for mini-systems in Group 1; and within seventy-two (72) Months after the Effective Date for mini-systems in Group 2.

22. Rehabilitation Reports for Mini-System Groups 1 and 2. Within three (3) Months after completion of all remedial measures set forth in a Rehabilitation Plan for a particular mini-system group, the City shall submit to EPA for review and approval a Rehabilitation Report summarizing the implementation of the Rehabilitation Plan for that mini-system group. Such summary shall include, at a minimum, the following:

- a. Identification of specific measures taken to achieve, and an analysis of whether such measures resulted in, adequate capacity in the WCTS within that mini-system group to collect and convey and treat anticipated peak flows, without SSOs or Prohibited Bypasses at the WWTP;
- b. An analysis of the degree to which sources of Excessive I/I were removed, and the degree to which Excessive I/I removal alleviated capacity constraints; and
- c. Identification of all measures taken to eliminate, and an analysis of whether such measures resulted in the elimination of, all cross-connections and SSOs caused by physical degradation of sewers, inadequate Pump Station capacities, or inadequate Pump Station reliability.

23. Capacity, Management, Operations and Maintenance Programs. The City shall develop and implement for the Sewer System the Capacity, Management, Operations and Maintenance (“CMOM”) programs as provided below. All CMOM programs shall be developed in accordance with EPA Region 4 CMOM guidance, attached hereto and incorporated herein as Appendix C. The City shall ensure that each CMOM program has a written, defined purpose; a written, defined goal; is documented in writing with specific detail; is implemented by trained personnel; has established performance measures; and has written procedures for periodic review. The Parties recognize that the City may need or want to revise the CMOM Programs set forth below during the term of this Partial Consent Decree. Such revisions shall not be considered modifications to the Partial Consent Decree for purposes of Section XVIII (Modification). The City must obtain EPA's prior written approval of any revision to the substance of any CMOM Program required by this Partial Consent Decree and shall place copies of any such revised Program in the PDR in accordance with the provisions of Section VI. The City may revise the form of any CMOM Program required by this Partial Consent Decree without EPA's approval and shall provide a copy of any revised Program to EPA and MDEQ, and place a copy of any such revised Program in the PDR within seven (7) Days after making such revision.

- a. Sewer Overflow Response Plan (“SORP”). Within twelve (12) Months after the Effective Date of this Partial Consent Decree, the City shall submit to EPA for review and approval, a SORP that will establish timely and effective methods and means of responding to, cleaning up, and/or minimizing the impact of SSOs in the WCTS; timely reporting of the location, volume, cause, impact, and other pertinent SSO information to the appropriate regulatory agencies; timely and effective notification of SSOs to potentially impacted public; and timely and effective response to emergency situations. At minimum, the SORP shall include and provide for the following:

- (1) Within twenty-four (24) hours of the time the City first becomes aware of a SSO to waters of the United States or the State or of a SSO that will endanger public health or the environment, the City shall provide in an oral report to MDEQ the location of the SSO by street address or any other appropriate method (i.e., latitude-longitude). The oral report shall be given to MDEQ through calling the Chief, Environmental Compliance and Enforcement Division at 601/961-5682.
  
- (2) Within five (5) days of the time the City first becomes aware of a SSO to waters of the United States or the State or of a SSO that will endanger public health or the environment, the City shall also provide a written report to MDEQ for the SSO. The City shall maintain a copy of any written reports prepared pursuant to this Paragraph for a period of not less than five (5) years from the date of the SSO. The written report shall contain the following:
  - (a) The location of the SSO by street address, or any other appropriate method (i.e., latitude-longitude);
  - (b) The estimated date and time when the SSO began and stopped, or if it is still an active SSO, the anticipated time to stop the SSO;
  - (c) The steps taken to respond to the SSO;
  - (d) The name of the receiving water, if applicable;
  - (e) An estimate of the volume (in gallons) of sewage spilled;
  - (f) A description of the WCTS component from which the SSO was released (such as manhole, crack in pipe, Pump Station wet well or constructed overflow pipe);
  - (g) Subject to available information, an estimate of the SSO's impact on public health and to water quality in the receiving water body;
  - (h) The cause or suspected cause of the SSO;
  - (i) The date of the last SSO at the same point;
  - (j) The steps taken or to be taken to reduce, prevent, or eliminate, reoccurrence of the SSO;

- (k) A list of all notifications to the public and other agencies or departments; and
  - (l) The steps taken or to be taken to clean up any surfaces that have been in contact and/or contaminated by the SSO.
- (3) The City shall maintain for all SSOs for a period of not less than five (5) years from the date of the SSO all records documenting the steps that have been and will be taken to prevent the SSO from recurring, including work order records associated with investigation and repair activities related to the SSO. The City shall also maintain for a period of not less than five (5) years from the date of the SSO a list and description of complaints from customers or others regarding the SSO.
- (4) The SORP shall provide procedures for responding to all SSOs to minimize the environmental impact and potential human health risk of SSOs. At a minimum, such response procedures shall include:
- (a) A detailed description of the actions the City will undertake to immediately provide notice to the public (through the local news media or other means including signs or barricades to restrict access) of a SSO;
  - (b) A detailed description of the actions the City will undertake to provide notice to appropriate federal, state or local agencies/authorities;
  - (c) A detailed plan (including the development of response standard operating procedures) to minimize the volume of untreated wastewater transmitted to the portion of the WCTS impacted by the events precipitating the SSO to minimize overflow volumes;
  - (d) A particular description of the City's response to Building Backups, including the timeframe for responses and the measures to be taken to clean up Building Backups found to be caused by conditions in the City's Sewer System, including procedures necessary to disinfect and/or remove items potentially contaminated by Building Backups such as wet vacuuming or other removal of spillage, wiping floors and walls with cleaning solution and disinfectant, flushing out and disinfecting plumbing fixtures, carpet cleaning and/or replacement and other appropriate measures to disinfect and/or remove items potentially contaminated by

Building Backups; and a description of the City's follow-up process to ensure adequacy of cleanup;

(e) A detailed plan of the resources to be used to correct or repair the condition causing or contributing to the SSO;

(f) A detailed plan to ensure the preparedness, including response training of City employees and personnel of other affected agencies, necessary for the effective implementation of the SORP in the event of a SSO and establishing procedures and providing adequate training to response personnel for estimating SSO volumes;

(g) A list of those SSO locations within the area of the WCTS served by each Pump Station that have been recorded as overflowing more than once within the previous twelve (12) month period and/or those locations at which a SSO is likely to occur first in the event of a Pump Station failure; and

(h) Pump Station emergency bypass/pump-around strategies, and procedures.

(5) Emergency Response Plan. The Emergency Response Plan portion of the SORP shall address both routine and catastrophic emergencies. Routine emergencies include such situations as overflowing manholes, line breaks, localized electrical failure and Pump Station outages. Catastrophic emergencies include floods, tornados, earthquakes or other natural events, serious chemical spills and widespread electrical failure. The Emergency Response Plan portion of the SORP shall address areas of vulnerability and determine the effect of such a failure to operations, equipment and public safety and health based upon such factors as topography, weather, sewer system size, and other site specific factors. The Emergency Response Plan portion of the SORP shall include standard forms. The Emergency Response Plan portion of the SORP shall have the following components:

(a) The WWTP component of the Emergency Response Plan shall establish standard operating procedures for use in emergency situations, including changes in process controls.

(b) The WCTS component of the Emergency Response Plan shall establish standard operating procedures for use in emergency operations, including identification of the actions staff should take in the event of emergency situations (specific to the

type of emergency that could occur); criteria for initiating and ceasing emergency operations; identification of appropriate repair equipment and sources thereof; and instructions on how to operate equipment and systems during an emergency when they are not functioning as intended but are not fully inoperable.

(c) In addition to the reporting requirements set forth in Section VIII (Reporting Requirements), the City shall establish, in coordination with Public Health Authorities:

(i) Criteria to be used as the basis for immediately notifying the public and other impacted entities, such as users with a downstream water intake, of an emergency situation caused by a SSO, Prohibited Bypass, or effluent limit violation;

(ii) A list identifying, by name, phone number and pager number, all the City staff who are responsible for notifying the public;

(iii) A list identifying, by name and phone number, all Public Contacts, including local media outlets, who must be contacted during an emergency situation;

(iv) A list identifying the City staff who are authorized to make public statements during emergency situations; and

(v) Pre-scripted news releases for various types of emergency situations.

(d) In addition to the notification requirements set forth in the NPDES Permits, and the reporting requirements set forth in Section VIII (Reporting Requirements), the City shall establish, in coordination with Public Health Authorities:

(i) Criteria to be used as the basis for immediately notifying regulatory authorities, MDEQ, the City and the Public Health Authorities of any emergency situation caused by a SSO, Prohibited Bypass, or effluent limit violation;

(ii) A list identifying, by name, phone number and pager number, all the City staff who are responsible for notifying the regulatory authorities;

(iii) A list identifying, by name and phone number, all officials who must be contacted; and

(iv) Standard reporting forms.

b. Information Management System (“IMS”) Program. Within thirty-six (36) Months after the Effective Date of this Partial Consent Decree, the City shall submit to EPA for review and approval, an IMS Program, including a schedule of implementation, as more particularly described below. At a minimum, the IMS Program shall include the following:

- (1) A management IMS component to provide City managers with guidance and instruction to adequately evaluate operations, maintenance, customer service, and Sewer System rehabilitation activities so that overall Sewer System performance can be determined and utility planning can be conducted. This IMS component shall utilize management reports and standard management forms.
- (2) An operations IMS component to provide City managers and field supervisors with guidance to adequately track scheduled operational activities and to enhance operational performance. This IMS component shall utilize operating reports and standard operation forms used by field personnel and shall provide for field supervisor review.
- (3) A maintenance IMS component to provide City managers and field supervisors with guidance to adequately track scheduled maintenance activities and to enhance maintenance performance. This IMS component shall utilize maintenance reports and standard maintenance forms used by field personnel. The system shall provide for field supervisor review.
- (4) A description of what information will be fed into the system, how it will be entered and by what means it will be recorded.
- (5) A description of the management reports that will be generated from the input data (i.e., work reports), including examples and periodicity for review of such reports.
- (6) A description of the work reports that will be prepared and submitted, including examples and periodicity for review of such reports.
- (7) Standard forms that will be used by both field personnel and



management for the Program, where applicable.

- (8) A detailed description of how the records will be maintained.
- (9) If computer software will be utilized, a description of the software to be used with cited references for software training and procedures for utilizing the software.
- (10) Development and implementation of performance indicators to provide City managers with guidance to adequately evaluate data collected in the IMS for use in determining the condition of the Sewer System and an evaluation of the City's CMOM programs. Performance indicators shall include, without limitation, the linear footage of Gravity Sewer Line and Force Main inspections, the linear footage of Gravity Sewers cleaned, the number of manholes inspected, the number of manholes cleaned/maintained, the number of inverted siphons inspected, the number of inverted siphons cleaned/maintained, the number of SSOs per mile of Gravity Sewer, the number of SSOs per mile of Force Main, the number of SSOs per Pump Station, per capita wastewater flow, NPDES Permit effluent compliance and such other performance indicators as the City may suggest and EPA approve.
- (11) Maintenance activity tracked by type (corrective, preventative, and emergency).

c. Sewer Mapping Program. The City currently has a Geographic Information System ("GIS") sewer mapping program. Within thirty (30) Months after the Effective Date of this Partial Consent Decree, the City shall review, evaluate and revise its Sewer Mapping Program to update its GIS map of the Sewer System and update the capabilities and procedures for utilization of the GIS map. At minimum, the Sewer Mapping Program shall:

- (1) Enable the City to produce maps of the WCTS using GIS technology;
- (2) Enable the City to produce maps showing the location of all manholes, Gravity Sewer Lines, Pump Stations, Force Mains, valves, inverted siphons and the WWTP;
- (3) Enable the City to produce maps that include attribute data for the City's WCTS including, but not limited to, size, material, estimated age or age range, slope, invert elevation, and rim elevation as such information becomes available during implementation of the SSER;

- (4) Allow entry and mapping of work orders to identify and track problems geographically such as stoppages, service interruptions, and SSOs, and to assist in the planning and scheduling of maintenance as such information becomes available during implementation of the SSER;
- (5) Include written standard operating procedures for use of the program, the acquisition and entry of updated mapping data for new assets or changes to existing assets within ninety (“90”) calendar days of the acquisition of the new asset or change to the existing asset, and updates to system software; and
- (6) Include locations of each permitted FOG establishment as such information becomes available during implementation of the FOG Control Program.

d. Gravity Sewer System Operations and Maintenance Program. Within twenty-four (24) Months after the Effective Date of this Partial Consent Decree, the City shall submit to EPA for review and approval, a Gravity Sewer System Operations and Maintenance Program to address SSOs in the WCTS, particularly those caused by FOG, roots and/or debris obstructions. At a minimum, the Gravity Sewer System Operations and Maintenance Program shall include the following:

- (1) Written preventative operations and maintenance schedules and procedures which shall be scheduled appropriately and shall include, but not be limited to, written procedures for the following:
  - (a) Inspection and maintenance of all Gravity Sewers, manholes and inverted siphons;
  - (b) Identifying and documenting Gravity Sewer, manhole and inverted siphon conditions, including grease, roots, and/or debris accumulation;
  - (c) Identifying maintenance needs; and
  - (d) Scheduling preventative maintenance work/cleaning which the City may schedule in connection with the SSER Work Plan as described in Paragraph 20 above.
- (2) An engineering evaluation of potential sulfide and corrosion control options and a summary report of findings, including a recommendation of the preferred sulfide and corrosion control method(s); provided, however, that such corrosion control options and methods shall not apply to components made of plastic or

other similar materials.

- (3) Prioritization for evaluating the Gravity Sewers based upon the size of the pipe (e.g., starting with the larger pipes and work back to smaller pipes), location of SSOs, community input or other criteria the City finds appropriate.
- (4) Inspection of Gravity Sewers, manholes, and inverted siphon easements, including inspection of creek crossings, canal crossings, stream bank encroachment toward Gravity Sewers, manholes and inverted siphons, and easement accessibility (including the need to control vegetative growth or encroachment of man-made structures or activities that could threaten the integrity of the affected Gravity Sewer, manhole, or inverted siphon). Inspections shall include written reports, and where appropriate, representative photographs or videos of appurtenances being inspected (Gravity Sewers, manholes, inverted siphons, creek crossings, canal crossings, etc.). Inspectors shall promptly report any observed SSOs to their area supervisors and shall record any evidence of SSOs which may have occurred since the last inspection. Any observed SSO shall be promptly reported in accordance with the SORP.
- (5) A schedule for the maintenance of easements.
- (6) A staffing and funding plan sufficient in structure, skills, numbers and funding to allow completion of the operation and maintenance activities required by this Paragraph 23.d.
- (7) Data attributes for the City's mapping program allowing program data to be compared in the City's IMS against other pertinent data such as the occurrence of SSOs, including repeat SSO locations and permit violations.
- (8) An inventory management system that includes:
  - (a) A list of critical equipment and critical spare parts;
  - (b) A list of where critical spare parts and critical equipment may be secured to allow repairs in a reasonable amount of time for those spare parts and critical equipment that are not stored by the City, including spare pipe having a diameter of 24 inches or greater; the list shall also set forth an inventory of spare parts and critical equipment stored by the City, as applicable; and
  - (c) Written procedures for updating the critical spare parts

and equipment inventories in the IMS.

- (9) Reports which list equipment problems and the status of work orders generated during the prior month.

e. Corrosion Control Program. Within eighteen (18) Months after the Effective Date of this Partial Consent Decree, the City shall develop and submit to EPA for review and approval, a Corrosion Control Program. The Corrosion Control Program shall include a schedule providing for full implementation within twelve (12) Months of EPA program approval. The City shall have in place a corrosion control program that will include provisions for inspecting the Sewer System infrastructure for corrosion caused by hydrogen sulfide or other corrosives, the development and implementation of site specific corrosion control measures, application of corrosion control measures where needed, a monitoring program to evaluate corrosion control programs and performance measures and a corrosion control program information management system.

f. Pump Station Operations and Preventative Maintenance Program. Within twenty-one (21) Months after the Effective Date of this Partial Consent Decree, the City shall submit to EPA for review and approval, a Pump Station Operations and Preventative Maintenance Program to facilitate proper operation and maintenance activities associated with the Pump Stations within the WCTS. At a minimum, the Pump Station Operations and Preventative Maintenance Program shall include the following:

- (1) Identification of the means and modes of communication between Pump Stations, field crews, and supervising staff.
- (2) Technical specifications of each Pump Station within the WCTS.
- (3) A description of each Pump Station monitoring system which shall continuously monitor, report, and transmit information for each Pump Station.
- (4) Written preventative operations and maintenance schedules and procedures which shall be scheduled appropriately and shall include, but not be limited to, written procedures for periodic service and calibration of instrumentation such as flow meters, liquid level sensors, alarm systems, elapsed time meters, and remote monitoring equipment. Such written preventative operations and maintenance schedules and procedures shall also include predictive (including non-physical inspections) and/or physical inspection and service for all Pump Stations including, but not limited to:
  - (a) Reading, recording and maintaining records of information from the elapsed time meters and pump start counters;

- (b) Observing and documenting wet well conditions, including grease and/or debris accumulation;
  - (c) Checking and re-setting, as necessary to improve system performance, wet well pumping points (e.g., floats);
  - (d) Checking, recording and maintaining records of system pressure(s);
  - (e) Checking SCADA and/or alarm components;
  - (f) Checking stand-by power sources;
  - (g) Checking motor electrical system, including, but not limited to, line voltage on each leg quarterly, current draw on each leg quarterly, and resistance of windings on each leg quarterly; and
  - (h) Identifying maintenance needs.
- (5) Written standard emergency/reactive operations and maintenance procedures. The City may use portable pumps, portable generators or alternative power sources as it deems appropriate. At a minimum, the standard emergency/reactive Pump Station operating procedures shall include:
- (a) Criteria used to determine the need for emergency operations and maintenance;
  - (b) Initiation/use of stand-by power (e.g., portable generators), where applicable;
  - (c) Initiation/use of portable pump (e.g., bypass/pump-around operations), where applicable;
  - (d) Evaluation of the need for additional equipment for emergency/reactive operations, including, but not limited to, additional portable generators and/or additional portable pumps (for pump-around operations);
  - (e) Evaluation of the need for on-site standby power (e.g., on-site generator and/or second electrical feed from the power grid) for each Pump Station should the City choose, not to have a portable pump available for the Pump Station; and
  - (f) Establishing standard forms, reporting procedures and performance measures for emergency/reactive operations and

maintenance.

- (6) An inventory management system that includes:
  - (a) A list of critical equipment and critical spare parts;
  - (b) A list of where critical spare parts and critical equipment may be secured to allow repairs in a reasonable amount of time for those spare parts and critical equipment that are not stored by the City; the list shall also set forth an inventory of spare parts and critical equipment stored by the City, as applicable; and
  - (c) Written procedures for updating the critical spare parts and equipment inventories in the IMS.
- (7) Reports which list equipment problems and the status of work orders generated during the prior month.
- (8) A staffing and funding plan sufficient in structure, skills, numbers and funding to allow completion of the operations and maintenance activities required by this Paragraph 23.f.

g. Fats, Oils and Grease (“FOG”) Control Program. The City shall review, evaluate and revise its Grease Ordinance and FOG Control Program and submit to EPA for review and approval, a new FOG Control Program within fifteen (15) Months after the Effective Date of this Partial Consent Decree. The City shall submit to the EPA and MDEQ a draft revised Grease Ordinance prior to its enactment. At a minimum, the new FOG Control Program shall apply City-wide and include the following:

- (1) A FOG characterization study that shall identify the sources of FOG causing problems in the WCTS and the most appropriate method or mechanism for addressing those sources.
- (2) The legal authority to control the discharge of FOG into the WCTS, including the ability to implement a permit and enforcement program for commercial and industrial sources.
- (3) Specification of accepted devices to control the discharge of FOG into the WCTS.
- (4) Establishment of standards for the design and construction of FOG control devices including standards for capacity and accessibility, site map, design documents and as-built drawings.
- (5) Establishment of FOG control device management, operations and maintenance standards, or best management practices, that address

onsite record keeping requirements, cleaning frequency, cleaning standards, use of additives, and ultimate disposal.

- (6) Establishment of construction inspection protocols, including scheduling, inspection report forms, and inspection record keeping requirements, to assure that FOG control devices are constructed in accordance with established design and construction standards.
- (7) Establishment of compliance inspection protocols, including scheduling, inspection report forms, and inspection record keeping requirements to assure that FOG control devices are being managed, operated and maintained in accordance with the established management, operation and maintenance standards or best management practices.
- (8) Establishment of a FOG disposal manifest system, with the included requirements that FOG and septage not be comingled and that the point of origin be specified on the manifest.
- (9) Establishment of an enforcement program, including specific enforcement mechanisms, to ensure compliance with the FOG Control Program.
- (10) Establishment of a compliance assistance program to facilitate training of FOG generators and their employees.
- (11) Establishment of a comprehensive public education program directed at reducing the amount of FOG entering the WCTS from residences.
- (12) Establishment of staffing (technical and legal) and equipment requirements to ensure effective implementation of the FOG Control Program.
- (13) A regularly maintained list of current commercial establishment FOG generators including a description of their FOG generating processes and estimated average quantity of FOG generated daily.
- (14) Establishment of performance indicators to be used by the City to measure the effectiveness of the FOG Control Program.
- (15) A schedule to review, evaluate and revise the FOG Control Program on at least an annual basis. Any revisions to the FOG Control Program shall be submitted to EPA in accordance with Paragraphs 9 through 15 and 69 of this Partial Consent Decree.

Within two (2) Months of receipt of EPA's approval of the new FOG Control Program, the City shall enact the revised Grease Ordinance. Subject to enactment, the City shall immediately undertake the implementation of the new FOG Control Program, which shall be incorporated into, and become enforceable under, this Partial Consent Decree.

h. Financing & Cost Analysis Program. Within twenty-four (24) Months after the Effective Date of this Partial Consent Decree, the City shall submit to EPA for review and approval, a Financing and Cost Analysis Program. The Financing and Cost Analysis Program shall include, at a minimum, the following:

- (1) A process (including a schedule of implementation) that regularly analyzes, projects, plans, and finances management, operating, and maintenance costs of its Sewer System, including those management, operating, and maintenance costs associated with labor and equipment needed to properly implement the CMOM programs required pursuant to this Partial Consent Decree.
- (2) A process (including a schedule of implementation) that regularly analyzes, projects, plans, and finances capital improvements to its Sewer System, including those capital improvements required pursuant to this Partial Consent Decree. Capital improvement financing shall be planned using, at a minimum, a five (5)-year planning horizon followed by annual updates.
- (3) A process, including a schedule of implementation, to ensure that life cycle cost analysis is incorporated into its operations cost analyses, maintenance cost analyses, and management cost analyses for all Sewer System equipment and infrastructure.
- (4) A process, including a schedule of implementation, to establish its annual budget and set customer rates that assures that the budget and rates are based on the programs referenced in Paragraph 23.h(1) through 23.h(3) above.

i. Legal Support Program. Within seventeen (17) Months after the Effective Date of this Partial Consent Decree, the City shall submit to EPA for review and approval, a Legal Support Program. At minimum, the Legal Support Program shall include the following:

- (1) Rules and Regulations Program. The City has determined, after thorough analysis and documentation, and has represented to Plaintiffs (1) that it has the legal authority to take all actions necessary to implement this Partial Consent Decree; (2) that it has properly exercised that legal authority by providing, among other



things, fair notice to the public of the creation of all rules and regulations that are necessary to implement this Partial Consent Decree; (3) that it has in place a legal process that allows it to enforce all such rules and regulations; and (4) that it is in fact enforcing all such rules and regulations, as necessary to implement this Partial Consent Decree. If it becomes apparent to the City, after the Effective Date, that the City lacks the appropriate authority to enforce its rules and regulations, the City shall, as promptly as possible, take all legal and available actions to correct that deficiency. If it becomes apparent to the City, after the Effective Date, that the City has improperly exercised its authority to establish a rule or regulation that is necessary to implement this Decree, or lacks a process sufficient to enforce a rule or regulation that is necessary to implement this Decree, the City shall, as promptly as possible, take all legal and available actions to correct that deficiency. Within thirty (30) Days after discovery of any deficiency, the City shall notify the Plaintiffs of the deficiency and its intended plan for correction of that deficiency. Upon correction of the deficiency, the City shall represent to Plaintiffs that it has, in fact, corrected the deficiency.

- (2) Grease Control Legal Support Program. The City shall prepare an enforcement response guide to address violations of the FOG Control Program set forth in Paragraph 23.g above and other applicable rules and regulations. The guide, in conjunction with the rules and regulations, shall include an array of tools available to the City in the enforcement of the FOG Control Program and applicable rules and regulations. The guide and/or rules and regulations shall identify the process a customer must follow to request a waiver of any of the obligations imposed by the FOG Control Program and the other applicable rules and regulations, and the process the City will use to consider granting and revoking such waivers. The City shall maintain records of all decisions to grant or revoke such waivers, and the basis for each such decision. The guide shall set forth a series of graduated enforcement responses for violations of the FOG Control Program and of other applicable rules and regulations, such as:
  - (a) Unauthorized grease discharges to the WCTS;
  - (b) Unauthorized modifications to an approved grease interceptor or trap;
  - (c) Failure to properly operate and maintain an approved grease interceptor or trap;

- (d) Failure to follow standard operating procedures;
- (e) Failure to maintain adequate manifest documentation or to use permitted haulers; and
- (f) Failure to timely pay administrative fees.

The guide and/or the rules and regulations shall describe the notice the City provides to customers who are found to be in violation and the process a customer must follow in order to challenge the issuance of a penalty or termination of services.

- (3) Private Lateral Legal Support Program. The City shall prepare an enforcement response guide to address Private Laterals that may contain defects and/or improper connections that:

- (a) Are potential sources of I/I to the WCTS that may cause or contribute to SSOs or other violations of the NPDES Permits;
- (b) Allow for the possible exfiltration of wastewater onto or below the surface of the ground that could then enter the stormwater system; or
- (c) Allow roots and/or debris to enter the WCTS through cracks, holes, or poorly sealed joints, thus restricting flow and increasing the likelihood of SSOs.

The guide, in conjunction with the City's rules and regulations, shall include an array of tools available to the City to require customers to repair or replace Private Laterals identified as having such defects and/or improper connections. The guide and/or rules and regulations shall identify the process that the City will follow to require customers to repair or replace the identified Private Laterals. The guide shall set forth a series of graduated enforcement responses by the City, including termination of services, in the event a customer fails to repair or replace the identified Private Laterals. The guide and/or rules and regulations shall describe the notice the City provides to customers to require repair or replacement of identified Private Laterals and the process a customer must follow in order to challenge the City's determination that repair or replacement is necessary or the City's enforcement response, such as termination of services. The guide and/or rules and regulations shall identify the process a customer must follow to request a waiver of any of the obligations to

properly operate and maintain Private Laterals imposed by the City's rules and regulations and the process the City will use to consider granting and revoking such waivers. The City shall maintain records of all decisions to grant or revoke such waivers and the basis for each such decision.

24. Permits. Where any compliance obligation under this Section requires the City to obtain a federal, state, or local permit or approval, the City shall submit timely and complete applications and take all other actions necessary to obtain all such permits or approvals. The City may seek relief under the provisions of Section X (Force Majeure) for any delay in the performance of any such obligation resulting from a failure to obtain, or a delay in obtaining, any permit or approval required to fulfill such obligation, if the City has submitted timely and complete applications and has taken all other actions necessary to obtain all such permits or approvals.

### **VIII. REPORTING REQUIREMENTS**

25. The City shall submit the following reports:

a. Quarterly Reports. Beginning one (1) Month after the first Calendar Quarter following the Effective Date of this Partial Consent Decree, and one (1) Month after each subsequent Calendar Quarter thereafter until termination of the Partial Consent Decree, the City shall submit to EPA for review and approval a Quarterly Report that shall include the following:

- (1) the date, time, location (including whether in Group 1, 2 or 3), source, estimated duration, estimated volume, receiving water (if any), and cause of all SSOs occurring in the applicable three (3)-Month period in a tabulated electronic format; and
- (2) the date, time, estimated duration, estimated volume, and cause of all effluent violations occurring in the applicable three (3)-Month period in a tabulated electronic format.

b. Semi-Annual Reports. Beginning one (1) Month after the first two (2) Calendar Quarters following the Effective Date of this Partial Consent Decree, and one (1) Month after each subsequent two (2) Calendar Quarters until termination of the Partial Consent Decree, the City shall submit to EPA for review and approval a Semi-Annual Report. Each Semi-Annual Report shall include, at a minimum:

- (1) A description of projects and activities completed and milestones achieved during the previous applicable six (6)-Month period pursuant to the requirements of this Partial Consent Decree, in Gantt chart or similar format, including a description of the status of compliance or non-compliance with the requirements of this

Partial Consent Decree and, if applicable, the reasons for non-compliance. If any non-compliance cannot be fully explained at the time the report is due, the City shall include a statement to that effect in the report. The City shall investigate to determine the cause of the non-compliance and then shall submit an amendment to the report, including a full explanation of the cause of the non-compliance, within thirty (30) Days after submission of the Semi-Annual Report.

- (2) A summary of significant projects and activities anticipated to be performed, and milestones anticipated to be achieved, in the successive applicable six (6)-Month period to comply with the requirements of this Partial Consent Decree, in Gantt chart or similar format.
- (3) Any additional information the City determines is appropriate to demonstrate that the City is implementing the remedial actions required under this Partial Consent Decree in an adequate and timely manner.

c. Annual Reports. Beginning two Months after the first full Calendar Year, and two (2) Months after each subsequent Calendar Year until termination of this Partial Consent Decree, the City shall submit to EPA for review and approval an Annual Report. Each Annual Report shall cover the most recent applicable Calendar Year and shall include, at a minimum:

- (1) A summary of the CMOM Programs implemented or modified pursuant to this Partial Consent Decree, including a comparison of actual performance with any performance measures that have been established.
- (2) A trends analysis of the number, volume, duration, and cause of the City's SSOs for the previous two Calendar Years updated to reflect the SSOs that occurred during the previous twelve (12)-month period except that the first Annual Report shall only include the first twelve (12) months.

26. Whenever any violation of this Partial Consent Decree or any other event affecting the City's performance under this Partial Consent Decree or its NPDES Permit may pose an immediate threat to the public health or welfare or the environment, the City shall notify EPA and MDEQ orally or by electronic or facsimile transmission as soon as possible, but no later than twenty-four (24) hours after the City first knew of the violation or event. This procedure is in addition to the requirements set forth in the preceding Paragraph.

27. All reports shall be submitted to the persons designated in Section XV (Notices).

28. Each report by the City under this Section shall be submitted in accordance with the provisions of Paragraph 17 of this Partial Consent Decree. The certification requirement in Paragraph 17 does not apply to emergency or similar notifications where compliance would be impractical.

29. The reporting requirements of this Partial Consent Decree do not relieve the City of any reporting obligations required by the Act or implementing regulations, or by any other federal, state, or local law, regulation, permit, or other requirement.

30. Any information provided pursuant to this Partial Consent Decree may be used by the United States or the State in any proceeding to enforce the provisions of this Partial Consent Decree and as otherwise permitted by law.

**IX. STIPULATED PENALTIES**

31. The City shall be liable for stipulated penalties to the United States and the State for violations of this Partial Consent Decree as specified below, unless excused under Section X (Force Majeure). A violation includes failing to perform any obligation required by the terms of this Decree, including any work plan or schedule approved under this Decree, according to all applicable requirements of this Decree and within the specified time schedules established by or approved under this Decree.

32. The following stipulated penalties shall accrue for each violation identified below:

a. SSOs Reaching Waters. For each SSO that reaches waters of the United States or the State, a stipulated penalty may be assessed as follows:

<u>If SSO Occurs in Group 1 or 2:</u>	Penalty Per Violation Per Day:
Calendar Years 2018-2020	\$500
Calendar Years 2021 until Termination	\$1,000

<u>If SSO Occurs in Group 3:</u>	Penalty Per Violation Per Day:
	\$500

b. Failure to Timely Submit Deliverable. For each day the City fails to Timely submit any Deliverable, a stipulated penalty for each such Deliverable may be assessed as follows:

Period of Noncompliance:	Penalty Per Deliverable Per Day:
1-30 days	\$500
31-60 days	\$1,000

More than 60 days	\$2,000
-------------------	---------

c. Failure to Timely Implement Work. For each day the City fails to Timely implement any Work, daily stipulated penalties may be assessed for each such item of Work as follows:

Period of Noncompliance:	Penalty Per Violation Per Day:
1-30 days	\$500
31-60 days	\$1,000
61 days -180 days	\$2,000
More than 180 days	\$5,000

33. Stipulated penalties under this Section shall begin to accrue on the Day after performance is due or on the Day a violation occurs, whichever is applicable, and shall continue to accrue until performance is satisfactorily completed or until the violation ceases. Stipulated penalties shall accrue simultaneously for separate violations of this Partial Consent Decree.

34. The City shall pay any stipulated penalty within thirty (30) Days of receiving the United States' written demand. The City shall pay fifty (50) percent of the total stipulated penalty amount due to the United States and fifty (50) percent to the State.

35. The United States may in the unreviewable exercise of its discretion, reduce or waive stipulated penalties otherwise due under this Partial Consent Decree.

36. Stipulated penalties shall continue to accrue as provided in Paragraph 33, during any Dispute Resolution, but need not be paid until the following:

a. If the dispute is resolved by agreement or by a decision of EPA, after consultation with MDEQ, and is not appealed to the Court, the City shall pay accrued penalties determined to be owing, together with interest, within thirty (30) Days of the effective date of the agreement or the receipt of EPA's decision or order.

b. If the dispute is appealed to the Court and the United States prevails in whole or in part, the City shall pay all accrued penalties determined by the Court to be owing, together with interest, within sixty (60) Days of receiving the Court's decision or order, except as provided in subparagraph c, below.

c. If any Party appeals the District Court's decision, the City shall pay all accrued penalties determined to be owing, together with interest, within fifteen (15) Days of receiving the final appellate court decision.

37. The City shall pay stipulated penalties owing to the United States either by use of <https://www.pay.gov> to the U.S. Department of Justice account, or by FedWire Electronic Funds Transfer (“EFT”), in accordance with instructions provided to the City by the Financial Litigation Unit (“FLU”) of the United States Attorney’s Office for the Northern District of Mississippi. The payment instructions provided by the FLU shall include a Consolidated Debt Collection System (“CDCS”) number, which the City shall use to identify all payments required to be made in accordance with this Partial Consent Decree. The FLU will provide the payment instructions to:

City Clerk  
P.O. Box 897  
Greenville, MS 38702-0897  
(662) 378-1501

Mayor  
P.O. Box 897  
Greenville, MS 38702-0897  
(662) 378-1501

OR DELIVERY TO: 340 Main Street, Greenville, MS 38701

on behalf of the City. The City may change the individual to receive payment instructions on their behalf by providing written notice of such change to the United States and EPA in accordance with Section XV (Notices). At the time of payment, the City shall send notice that payment has been made: (i) to EPA via email at [acctsreceivable.cinwd@epa.gov](mailto:acctsreceivable.cinwd@epa.gov) or via regular mail at EPA Cincinnati Finance Office, 26 Martin Luther King Drive, Cincinnati, Ohio 45268; (ii) to the United States via email or regular mail in accordance with Section XV; and (iii) to EPA in accordance with Section XV. Such notice shall reference the CDCS Number and DOJ case number 90-5-1-1-10932. In the event that full cash payment to the United States is not made within thirty (30) Days, the City shall also pay to the United States interest on the balance due from the original due date to the date of payment, at the rate calculated pursuant to 28 U.S.C. § 1961. The transmittal letter shall state that the payment is for stipulated penalties and shall state for which violation(s) the penalties are being paid.

38. The City shall pay stipulated penalties owing to MDEQ by check payable to the “Mississippi Department of Environmental Quality.” The check shall reference the case name and civil action number herein and shall be sent to: Mississippi Department of Environmental Quality, Attn: Jennifer Parish, P.O. Box 2339 Jackson, Mississippi 39225. In the event that full cash payment to MDEQ is not made within thirty (30) Days, the City shall also pay to MDEQ interest on the balance due from the original due date to the date of payment, at the rate calculated pursuant to 28 U.S.C. § 1961.

39. If the City fails to pay stipulated penalties according to the terms of this Partial Consent Decree, the City shall be liable for interest on such penalties, as provided for in 28 U.S.C. § 1961, accruing as of the date payment became due. Nothing in this Paragraph shall be construed to limit the United States or the State from seeking any remedy otherwise provided by law for the City’s failure to pay any stipulated penalties.

40. Subject to the provisions of Section XIII (Effect of Settlement/Reservation of Rights), the stipulated penalties provided for in this Partial Consent Decree shall be in addition to any other rights, remedies, or sanctions available to the United States and the State for the City’s

violation of this Partial Consent Decree or applicable law. Where a violation of this Partial Consent Decree is also a violation of the CWA or the MAWPCL, the City shall be allowed a credit, for any stipulated penalties paid, against any statutory penalties imposed for such violation.

#### **X. FORCE MAJEURE**

41. “Force majeure,” for purposes of this Partial Consent Decree, is defined as any event arising from causes beyond the control of the City, of any entity controlled by the City, or of the City’s contractors, that delays or prevents the performance of any obligation under this Partial Consent Decree despite the City’s best efforts to fulfill the obligation. The requirement that the City exercise “best efforts to fulfill the obligation” includes using best efforts to anticipate any potential force majeure event and best efforts to address the effects of any such event (a) as it is occurring and (b) after it has occurred to prevent or minimize any resulting delay to the greatest extent possible. “Force Majeure” does not include the City’s financial inability to perform any obligation under this Partial Consent Decree.

42. If any event occurs or has occurred that may delay the performance of any obligation under this Partial Consent Decree, whether or not caused by a force majeure event, the City shall provide notice orally or by electronic or facsimile transmission to EPA and MDEQ, within 72 hours of when the City first knew that the event might cause a delay. Within seven (7) days thereafter, the City shall provide in writing to EPA and MDEQ an explanation and description of the reasons for the delay; the anticipated duration of the delay; all actions taken or to be taken to prevent or minimize the delay; a schedule for implementation of any measures to be taken to prevent or mitigate the delay or the effect of the delay; the City’s rationale for attributing such delay to a force majeure event if it intends to assert such a claim; and a statement as to whether, in the opinion of the City, such event may cause or contribute to an endangerment to public health, welfare or the environment. The City shall include with any notice all available documentation supporting the claim that the delay was attributable to a force majeure. Failure to comply with the above requirements shall preclude the City from asserting any claim of force majeure for that event for the period of time of such failure to comply, and for any additional delay caused by such failure. The City shall be deemed to know of any circumstance of which the City, any entity controlled by the City, or the City’s contractors knew or should have known.

43. If EPA, after a reasonable opportunity for review and comment by MDEQ, agrees that the delay or anticipated delay is attributable to a force majeure event, the time for performance of the obligations under this Partial Consent Decree that are affected by the force majeure event will be extended by EPA, after a reasonable opportunity for review and comment by MDEQ, for such time as is necessary to complete those obligations. An extension of the time for performance of the obligations affected by the force majeure event shall not, of itself, extend the time for performance of any other obligation. EPA will notify the City in writing of the length of the extension, if any, for performance of the obligations affected by the force majeure event.



44. If EPA, after a reasonable opportunity for review and comment by MDEQ, does not agree that the delay or anticipated delay has been or will be caused by a force majeure event, EPA will notify the City in writing of its decision.

45. If the City elects to invoke the dispute resolution procedures set forth in Section XI (Dispute Resolution), it shall do so no later than fifteen (15) Days after receipt of EPA's notice. In any such proceeding, the City shall have the burden of demonstrating by a preponderance of the evidence that the delay or anticipated delay has been or will be caused by a force majeure event, that the duration of the delay or the extension sought was or will be warranted under the circumstances, that best efforts were exercised to avoid and mitigate the effects of the delay, and that the City complied with the requirements of Paragraphs 41 and 42. If the City carries this burden, the delay at issue shall be deemed not to be a violation by the City of the affected obligation of this Partial Consent Decree identified to EPA and the Court.

## **XI. DISPUTE RESOLUTION**

46. Unless otherwise expressly provided for in this Partial Consent Decree, the dispute resolution procedures of this Section shall be the exclusive mechanism to resolve disputes arising under or with respect to this Partial Consent Decree. The City's failure to seek resolution of a dispute under this Section shall preclude the City from raising any such issue as a defense to an action by the United States to enforce any obligation of the City arising under this Decree.

47. Informal Dispute Resolution. Any dispute subject to Dispute Resolution under this Partial Consent Decree shall first be the subject of informal negotiations. The dispute shall be considered to have arisen when the City sends the United States and the State a written Notice of Dispute. Such Notice of Dispute shall state clearly the matter in dispute. The period of informal negotiations shall not exceed thirty (30) Days from the date the dispute arises, unless that period is modified by written agreement between the United States and the City. The United States shall consult with the State during the period of informal negotiations. If the Parties cannot resolve a dispute by informal negotiations, then the position advanced by the United States shall be considered binding unless, within forty-five (45) Days after the conclusion of the informal negotiation period, the City invokes formal dispute resolution procedures as set forth below.

48. Formal Dispute Resolution. The City shall invoke formal dispute resolution procedures, within the time period provided in the preceding Paragraph, by serving on the United States and the State a written Statement of Position regarding the matter in dispute. The Statement of Position shall include, but need not be limited to, any factual data, analysis, or opinion supporting the City's position and any supporting documentation relied upon by the City.

49. The United States shall serve its Statement of Position within sixty (60) Days of receipt of the City's Statement of Position. The United States' Statement of Position shall include, but need not be limited to, any factual data, analysis, or opinion supporting that position and any supporting documentation relied upon by the United States. If within five (5)

Days of receiving the United States' Statement of Position, the City requests to confer, the United States agrees to confer (in person or by telephone) with the City, but such a conference shall be concluded no later than twenty-one (21) Days after the issuance of the United States' Statement of Position. Within fourteen (14) Days after the conclusion of the conference, the United States will either reaffirm its Statement of Position or issue an amended Statement of Position. If the United States fails to either reaffirm or amend its Statement of Position within this fourteen (14) Day period, its Statement of Position shall be deemed reaffirmed. The United States' Statement of Position shall be binding on the City, unless the City files a motion for judicial review of the dispute in accordance with the following Paragraph.

50. The City may seek judicial review of the dispute by filing with the Court and serving on the United States and the State, in accordance with Section XV (Notices), a motion requesting judicial resolution of the dispute. If the City did not request to confer with the United States pursuant to preceding Paragraph, the City's motion must be filed within thirty (30) Days of receipt of the United States' Statement of Position pursuant to the preceding Paragraph. If the City requested to confer with the United States pursuant to the preceding Paragraph, the City's motion must be filed within thirty (30) Days after the expiration of the fourteen (14) Day period following the conference during which the United States either reaffirms or amends its Statement of Position. The motion shall contain a written statement of the City's position on the matter in dispute, including any supporting factual data, analysis, opinion, or documentation, and shall set forth the relief requested and any schedule within which the dispute must be resolved for orderly implementation of the Partial Consent Decree.

51. The United States shall respond to the City's motion within the time period allowed by the Local Rules of this Court. The United States shall consult with the State during preparation of its response. The City may file a reply memorandum, to the extent permitted by the Local Rules.

52. Except as otherwise provided in this Partial Consent Decree, in any dispute brought before this Court that was invoked under Paragraph 50 the City shall bear the burden of proof, and each Party reserves the right to argue what the appropriate standard of proof and standard of review should be under applicable principles of law.

53. The invocation of dispute resolution procedures under this Section shall not, by itself, extend, postpone, or affect in any way any obligation of the City under this Partial Consent Decree, unless and until final resolution of the dispute so provides. Stipulated penalties with respect to the disputed matter shall continue to accrue from the first Day of noncompliance, but payment shall be stayed pending resolution of the dispute as provided in Paragraph 36. If the City does not prevail on the disputed issue, stipulated penalties shall be assessed and paid as provided in Section IX (Stipulated Penalties).

## **XII. INFORMATION COLLECTION AND RETENTION**

54. The United States, the State, and their representatives, including attorneys, contractors, and consultants, shall have the right of entry into any facility covered by this Partial Consent Decree, at all reasonable times, upon presentation of credentials, to:

- a. monitor the progress of activities required under this Partial Consent Decree;
- b. verify any data or information submitted to the United States or the State in accordance with the terms of this Partial Consent Decree;
- c. obtain samples and, upon request, splits of any samples taken by the City or its representatives, contractors, or consultants;
- d. obtain documentary evidence, including photographs and similar data; and
- e. assess the City's compliance with this Partial Consent Decree.

55. Upon request, the City shall provide EPA and MDEQ or their authorized representatives splits of any samples taken by the City. Upon request, EPA and MDEQ shall provide the City splits of any samples taken by EPA or MDEQ.

56. Until five (5) years after the termination of this Partial Consent Decree, the City shall retain, and shall instruct its contractors and agents to preserve, all non-identical copies of all documents, records, or other information (including documents, records, or other information in electronic form) in its or its contractors' or agents' possession or control, or that come into its or its contractors' or agents' possession or control, and that relate in any manner to the City's performance of its obligations under this Partial Consent Decree. This information-retention requirement shall apply regardless of any contrary corporate or institutional policies or procedures. At any time during this information-retention period, upon request by the United States or the State, the City shall provide copies of any documents, records, or other information required to be maintained under this Paragraph.

57. At the conclusion of the information-retention period provided in the preceding Paragraph, the City shall notify the United States and the State at least ninety (90) Days prior to the destruction of any documents, records, or other information subject to the requirements of the preceding Paragraph and, upon request by the United States or the State, the City shall deliver any such documents, records, or other information to EPA or MDEQ. The City may assert that certain documents, records, or other information is privileged under the attorney-client privilege or any other privilege recognized by federal law. If the City asserts such a privilege, it shall provide the following: (a) the title of the document, record, or information; (b) the date of the document, record, or information; (c) the name and title of each author of the document, record, or information; (d) the name and title of each addressee and recipient; (e) a description of the subject of the document, record, or information; and (f) the privilege asserted by the City.

However, no documents, records, or other information created or generated pursuant to the requirements of this Partial Consent Decree shall be withheld on grounds of privilege.

58. The City may also assert that information required to be provided under this Section is protected as Confidential Business Information (“CBI”) under 40 C.F.R. Part 2. As to any information that the City seeks to protect as CBI, the City shall follow the procedures set forth in 40 C.F.R. Part 2.

59. This Partial Consent Decree in no way limits or affects any right of entry and inspection, or any right to obtain information, held by the United States or the State pursuant to applicable federal or state laws, regulations, or permits, nor does it limit or affect any duty or obligation of the City to maintain documents, records, or other information imposed by applicable federal or state laws, regulations, or permits.

### **XIII. EFFECT OF SETTLEMENT/RESERVATION OF RIGHTS**

60. This Partial Consent Decree resolves the civil claims of the United States and the State for the violations alleged in the Complaint filed in this action through the Date of Lodging of this Partial Consent Decree only with respect to the injunctive relief set forth in Section VII above. The United States and the State specifically reserve all rights to seek civil penalties for all the violations alleged in the Complaint and injunctive relief for violations of the CWA and the MAWPCL associated with SSOs in Sewer Group 3, and this Partial Consent Decree is without prejudice to those rights. It is the present intention of the Parties to seek to negotiate a modification to this Partial Consent Decree or a subsequent consent decree or other settlement to fully resolve the civil claims of the United States and the State for civil penalties for the violations alleged in the Complaint and for injunctive relief for violations of the CWA and the MAWPCL associated with SSOs in Sewer Group 3. However, the Parties recognize that such negotiations may not result in such a resolution and that the United States and the State reserve the right to take such actions as they deem appropriate and necessary to resolve these claims and any future claims. The Parties agree in good faith to initiate such negotiations to modify this Partial Consent Decree or for a subsequent consent decree or other settlement on or before forty-five (45) Months from the Effective Date.

61. The United States and the State reserve all legal and equitable remedies available to enforce the provisions of this Partial Consent Decree, except as expressly stated in Paragraph 60. This Partial Consent Decree shall not be construed to limit the rights of the United States or the State to obtain penalties or injunctive relief under the CWA, the MAWPCL, or their implementing regulations, or under other federal or state laws, regulations, or permit conditions, except as expressly specified in Paragraph 60. The United States and the State further reserve all legal and equitable remedies to address any imminent and substantial endangerment to the public health or welfare or the environment arising at, or posed by, the City’s Sewer System, whether related to the violations addressed in this Partial Consent Decree or otherwise.

62. In this and any subsequent administrative or judicial proceeding initiated by the United States and/or the State for civil penalties for all the violations alleged in the Complaint

and/or for injunctive relief for violations of the CWA and the MAWPCL associated with SSOs in Sewer Group 3, the City shall not assert, and may not maintain, any defense or claim based upon the statute of limitations. In this and any subsequent administrative or judicial proceeding initiated by the United States and/or the State for injunctive relief, civil penalties, or other appropriate relief relating to the Sewer System or the City's violations of the CWA or the MAWPCL, the City shall not assert, and may not maintain, any defense or claim based upon the principles of waiver, res judicata, collateral estoppel, issue preclusion, claim preclusion, claim-splitting, or other defenses based upon any contention that the claims raised by the United States and/or the State in the subsequent proceeding were or should have been brought in the instant case, except with respect to claims that have been specifically resolved pursuant to Paragraph 60.

63. This Partial Consent Decree is not a permit, or a modification of any permit, under any federal, State, or local laws or regulations. The City is responsible for achieving and maintaining complete compliance with all applicable federal, State, and local laws, regulations, and permits; and the City's compliance with this Partial Consent Decree shall be no defense to any action commenced pursuant to any such laws, regulations, or permits, except as set forth herein. The United States and the State do not, by their consent to the entry of this Partial Consent Decree, warrant or aver in any manner that the City's compliance with any aspect of this Partial Consent Decree will result in compliance with provisions of the CWA, the MAWPCL, or with any other provisions of federal, State, or local laws, regulations, or permits.

64. Application for construction grants, State Revolving Loan Funds, or any other grants or loans, or other delays caused by inadequate facility planning or plans and specifications on the part of the City shall not be cause for extension of any required compliance date in this Partial Consent Decree.

65. Nothing in this Partial Consent Decree limits the rights or defenses available under Section 309(e) of the Clean Water Act, 33 U.S.C. § 1319(e), in the event that the laws of the State, as currently or hereafter enacted, may prevent the City from raising the revenues needed to comply with this Decree.

66. This Partial Consent Decree does not limit or affect the rights of the City or of the United States or the State against any third parties, not party to this Partial Consent Decree, nor does it limit the rights of third parties, not party to this Partial Consent Decree, against the City, except as otherwise provided by law.

67. This Partial Consent Decree shall not be construed to create rights in, or grant any cause of action to, any third party not party to this Partial Consent Decree.

#### **XIV. COSTS**

68. The Parties shall bear their own costs of this action, including attorneys' fees, except that the United States and the State shall be entitled to collect the costs (including attorneys' fees) incurred in any action necessary to collect any stipulated penalties due but not paid by the City.

**XV. NOTICES**

69. Unless otherwise specified in this Decree, whenever notifications, submissions, or communications are required by this Partial Consent Decree, they shall be made in writing and addressed as follows:

As to the United States:

By Mail:

EES Case Management Unit  
Re: DJ # 90-5-1-1-10932  
Environment and Natural Resources Division  
U.S. Department of Justice  
P.O. Box 7611  
Washington, D.C. 20044-7611

By Email:

[eescasemanagement.enrd@usdoj.gov](mailto:eescasemanagement.enrd@usdoj.gov)

Re: DJ # 90-5-1-1-10932

And

Chief, NPDES Permitting and Enforcement Branch  
Water Protection Division  
U.S. Environmental Protection Agency, Region 4  
ATTN: Brad Ammons  
61 Forsyth Street, S.W.  
Atlanta, GA 30303  
(404) 562-9769

As to EPA:

Chief, NPDES Permitting and Enforcement Branch  
Water Protection Division  
U.S. Environmental Protection Agency, Region 4  
ATTN: Brad Ammons  
61 Forsyth Street, S.W.  
Atlanta, GA 30303  
(404) 562-9769

As to the State/MDEQ:

Chief, Environmental Compliance and Enforcement Division  
Office of Pollution Control  
Mississippi Department of Environmental Quality  
P.O. Box 2261  
Jackson, MS 39225-2261  
(601) 961-5682

As to the City:

Director of Public Works  
Attn: Brad Jones  
P.O. Box 897  
Greenville, MS 38702-0897  
(662) 378-1501  
OR DELIVERY TO: 340 Main Street, Greenville, MS 38701

Mayor of Greenville  
P.O. Box 897  
Greenville, MS 38702-0897  
(662) 378-1501  
OR DELIVERY TO: 340 Main Street, Greenville, MS 38701

70. Any Party may, by written notice to the other Parties, change its designated notice recipient or notice address provided above.

71. Notices submitted pursuant to this Section shall be deemed submitted upon mailing, unless otherwise provided in this Partial Consent Decree or by mutual agreement of the Parties in writing.

**XVI. EFFECTIVE DATE**

72. The Effective Date of this Partial Consent Decree shall be the date upon which this Partial Consent Decree is entered by the Court or a motion to enter the Partial Consent Decree is granted, whichever occurs first, as recorded on the Court's docket.

**XVII. RETENTION OF JURISDICTION**

73. The Court shall retain jurisdiction over this case until termination of this Partial Consent Decree, for the purpose of resolving disputes arising under this Decree or entering orders modifying this Decree, pursuant to Sections XI and XVIII, or effectuating or enforcing compliance with the terms of this Decree.

### **XVIII. MODIFICATION**

74. Except as otherwise set forth in Paragraphs 16, 23, or 43 of this Partial Consent Decree, the terms of this Partial Consent Decree, including any attached appendices, may be modified only by a subsequent written agreement signed by all the Parties. Where the modification constitutes a material change to this Decree, it shall be effective only upon approval by the Court. Non-material changes to this Partial Consent Decree (including appendices) may be made by written agreement of the Parties without Court approval.

75. Any disputes concerning modification of this Decree shall be resolved pursuant to Section XI (Dispute Resolution), provided, however, that the Party seeking the modification bears the burden of demonstrating that, instead of the burden of proof referenced in Paragraph 52, it is entitled to the requested modification in accordance with Federal Rule of Civil Procedure 60(b).

### **XIX. TERMINATION**

76. This Partial Consent Decree may be terminated when the United States determines that the City has satisfactorily completed the requirements of Section VII (Compliance Requirements), provided the City has fulfilled all other obligations of this Partial Consent Decree, including payment of any accrued stipulated penalties as required by this Partial Consent Decree not waived or reduced by the United States. The City may serve upon the United States a Request for Termination, certifying that the City has satisfied those requirements, together with all necessary supporting documentation.

77. Following receipt by the United States of the City's Request for Termination, the Parties shall confer informally concerning the Request and any disagreement that the Parties may have as to whether the City has satisfactorily complied with the requirements for termination of this Partial Consent Decree. If the United States, after consultation with the State, agrees that the Decree may be terminated, the United States and the City shall submit, for the Court's approval, a joint stipulation terminating the Decree.

78. If the United States, after consultation with the State, does not agree that the Decree may be terminated, the City may invoke Dispute Resolution under Section XI. However, the City shall not seek Dispute Resolution of any dispute regarding termination until one hundred and twenty (120) Days after service of its Request for Termination.

### **XX. PUBLIC PARTICIPATION**

79. This Partial Consent Decree shall be lodged with the Court for a period of not less than thirty (30) Days for public notice and comment in accordance with 28 C.F.R. § 50.7. The United States reserves the right to withdraw or withhold its consent if the comments regarding the Partial Consent Decree disclose facts or considerations indicating that the Partial Consent Decree is inappropriate, improper, or inadequate. The City and the State each consents to entry of this Partial Consent Decree without further notice and agrees not to withdraw from or oppose



entry of this Partial Consent Decree by the Court or to challenge any provision of the Decree, unless the United States has notified the Parties in writing that it no longer supports entry of the Decree.

#### **XXI. SIGNATORIES/SERVICE**

80. Each undersigned representative of the City, the State, EPA, and the Assistant Attorney General for the Environment and Natural Resources Division of the Department of Justice, certifies that he or she is fully authorized to enter into the terms and conditions of this Partial Consent Decree and to execute and legally bind the Party he or she represents to this document.

81. This Partial Consent Decree may be signed in counterparts, and its validity shall not be challenged on that basis. The City agrees to accept service of process by mail with respect to all matters arising under or relating to this Partial Consent Decree and to waive the formal service requirements set forth in Rules 4 and 5 of the Federal Rules of Civil Procedure and any applicable Local Rules of this Court including, but not limited to, service of a summons.

#### **XXII. INTEGRATION**

82. This Partial Consent Decree constitutes the final, complete, and exclusive agreement and understanding among the Parties with respect to the settlement embodied in the Decree and supersedes all prior agreements and understandings, whether oral or written, concerning the settlement embodied herein. Other than deliverables that are subsequently submitted and approved pursuant to this Decree, no other document, nor any representation, inducement, agreement, understanding, or promise, constitutes any part of this Decree or the settlement it represents, nor shall it be used in construing the terms of this Decree.

#### **XXIII. PARTIAL JUDGMENT**

83. Upon approval and entry of this Partial Consent Decree by the Court, this Partial Consent Decree shall constitute a partial judgment of the Court as to the United States, the State, and the City. The Parties recognize that final resolution of the claims set forth in the Complaint will require further remedial action, and this Partial Consent Decree is without prejudice to the Parties' positions as to the merits of any such further relief.

#### **XXIV. APPENDICES**

84. The following Appendices are attached to and part of this Partial Consent Decree:

“Appendix A” is the list and description of the Early Action Projects;

“Appendix B” is a map and a list of the Sewersheds and three (3) groups of mini-systems; and

“Appendix C” is the EPA Region 4 guidance on Capacity, Management, Operation, and Maintenance (“CMOM”) programs.


Dated and entered this \_\_\_ day of \_\_\_\_\_, 2016

---

UNITED STATES DISTRICT JUDGE  
Northern District of Mississippi

WE HEREBY CONSENT to the entry of this Partial Consent Decree in United States et al. v. City of Greenville, Mississippi, subject to the public notice and comment provisions of 28 C.F.R. § 50.7:

FOR THE UNITED STATES OF AMERICA:




JOHN C. CRUDEN  
Assistant Attorney General  
Environment and Natural Resources Division  
U.S. Department of Justice



VALERIE K. MANN  
DC Bar No. 440744  
Trial Attorney  
Environmental Enforcement Section  
Environment and Natural Resources Division  
U.S. Department of Justice  
Washington, DC 20044-7611  
Telephone: 202/616-8756  
Facsimile: 202/ 616-2427  
Email: Valerie.mann@usdoj.gov

WE HEREBY CONSENT to the entry of this Partial Consent Decree in United States et al. v. City of Greenville, Mississippi, subject to the public notice and comment provisions of 28 C.F.R. § 50.7:

Felicia C. Adams  
United States Attorney  
Northern District of Mississippi

  
FELEICA L. WILSON, MSB# 9900  
Assistant United States Attorney  
Northern District of Mississippi  
900 Jefferson Ave.  
Oxford, Mississippi 38655  
Phone 662-234-3351  
Fax 662-234-3318  
Email: feleica.wilson@usdoj.gov

WE HEREBY CONSENT to the entry of this Partial Consent Decree in United States et al. v. City of Greenville, Mississippi, subject to the public notice and comment provisions of 28 C.F.R. § 50.7:

FOR PLAINTIFF UNITED STATES OF AMERICA (Continued):





MARY J. WILKES  
Regional Counsel  
U.S. Environmental Protection Agency, Region 4  
61 Forsyth Street, S.W.  
Atlanta, Georgia 30303


Of Counsel:  
WILLIAM B. BUSH, JR.  
Associate Regional Counsel  
U.S. Environmental Protection Agency, Region 4  
61 Forsyth Street  
Atlanta, GA 30303

WE HEREBY CONSENT to the entry of this Partial Consent Decree in United States et al. v. City of Greenville, Mississippi, subject to the public notice and comment provisions of 28 C.F.R. § 50.7:

FOR PLAINTIFF UNITED STATES OF AMERICA (Continued):


  
MARK POLLINS  
Division Director  
Water Enforcement Division  
Office of Civil Enforcement  
Office of Enforcement and Compliance Assurance  
United States Environmental Protection Agency  
1200 Pennsylvania Avenue, N.W.  
Washington, D.C. 20004

  
LOREN DENTON  
Branch Chief  
Municipal Enforcement Branch  
Water Enforcement Division  
Office of Civil Enforcement  
Office of Enforcement and Compliance Assurance  
United States Environmental Protection Agency  
1200 Pennsylvania Avenue, N.W.  
Washington, D.C. 20004

  
SARAH GONZALEZ  
Water Enforcement Division  
Office of Civil Enforcement  
Office of Enforcement and Compliance Assurance  
United States Environmental Protection Agency  
1200 Pennsylvania Avenue, N.W.  
Washington, D.C. 20004

WE HEREBY CONSENT to the entry of this Partial Consent Decree in United States et al. v. City of Greenville, Mississippi:

FOR PLAINTIFF STATE OF MISSISSIPPI BY AND THROUGH THE MISSISSIPPI COMMISSION ON ENVIRONMENTAL QUALITY AND THE MISSISSIPPI DEPARTMENT OF ENVIRONMENTAL QUALITY:



GRETCHEN L. ZMITROVICH  
MS Bar No. 101470  
Senior Attorney  
Office of Pollution Control  
Mississippi Department of Environmental Quality  
P.O. Box 2261  
Jackson, MS 39225  
Telephone: 601/961-5050  
Facsimile: 601/961-5674  
Email: Gretchen\_Zmitrovich@deq.state.ms.us

WE HEREBY CONSENT to the entry of this Partial Consent Decree in United States et al. v. City of Greenville, Mississippi:

FOR THE CITY OF GREENVILLE:

DATE, December 30, 2015



  
MAYOR JOHN H. COX, III  
340 Main Street  
Greenville, MS 38701  
(662) 378-1501

ATTEST: By:   
Amelia D. Wicks, City Clerk



## Appendix A

Early Action Project “EAP”

## Appendix A

### Summary – Early Action Project

The Early Action Project (EAP) is the first rehabilitation project under the City of Greenville's (GREENVILLE) Sanitary Sewer Rehabilitation Program (PROGRAM). The PROGRAM was developed to address those concerns identified in the EPA Compliance Evaluation Inspection (CEI) report dated March 19, 2013.

The PROGRAM consists of three phases: planning, evaluation and rehabilitation. Under the rehabilitation phase, GREENVILLE plans to undertake several rehabilitation projects to address the needed repairs which were identified during the evaluation phase.

The proposed EAP consists of sewer repairs/improvements which GREENVILLE is currently aware of and in need of and which were also identified/requested by the EPA in their CEI report. These repairs/improvements and their schedules of completion are listed below:

- Contract Nos. 1 & 2 – Purchasing five (5) portable emergency bypass pumps/quick disconnect piping (Schedule: Completed on or before 12 months after the Effective Date).
- Contract No. 3 – Installing natural gas fired generators for the five (5) major pump stations: Mary Street Pump Station, Daniel Street Pump Station, Hancock Street Pump Station, Theobald Street Pump Station and Tennessee Gas Road Pump Station (Schedule: Completed on or before 18 months after the Effective Date);
- Contract No. 4 – Rehabilitating the Ultra Violet (UV) disinfection system at GREENVILLE's Wastewater Treatment Plant (WWTP) and replacing a 54" sewer line at the WWTP (Schedule: Completed on or before 45 months after the Effective Date); and
- Contract No. 5 – Installing Supervisory Control and Data Acquisition (SCADA) systems/flow meters for seventy-seven (77) of GREENVILLE's lift stations (Schedule: Completed on or before 24 months after the Effective Date). The following is a list of the lift stations and their locations:

**TABLE A-1 – SCADA/FLOW METER PUMP STATION**

PUMP STA.#	MINI SYSTEM	APPROXIMATE LOCATION
1	1	Sisson Drive
1A	1	Sisson Drive and Northview Drive
2	1	North Broadway and Sampson Road
4	2	North Theobald and Lacey Street
5	2	North Theobald and Hancock Street



6	3e	Union Street and Redbud
7	4a	Percy Lane and Shelby Street
8	17	HWY 1 at Alabama Drive
9	17	HWY 1 and Union Street
10	13	Moore Street and Carrie Stern Lane
11	25	Wortham Drive and Kirk Circle
12	25	Lyon Street and Penn Lane
13	6	Hernando Street and Elm Street
14	5	Broadway and Clay Street
15	6	HWY 82 and Byrd Street
16	7	Delesseps Street and Phelps Street
17	8	South Theobald Street and Archer Street
19	31a	Thornton Street and Pickett Street
20	32b	Legion Drive and Wasson Street
22	32a	Old Leland Road and Tennessee Street
23	31b	North Raceway Road and Alexander Street
24	30	East Alexander Street and Henry Drive
25	29c	Anita Joyce Lane
26	29b	Reed Road and Raceway Road (O'Bannon School)
27	20	Beauchamp and Naples Street
28	19a	Smith Street and Colorado Street
29	21a	Causey Drive and Colorado Street
30	22b	Reed Road and Garden Drive
31	22a	South Colorado Street and Reed Road (Cottonwood Apartments)
32	24	Barbara Street and Marilyn Avenue
34	23	Reed Road and Mary Street
35	12b	Sudan Drive and Bowman Boulevard
36	12a	Bowman Boulevard and Canal Street
37	11	Canal Avenue and Iris Street
38	10	St. Anthony Street and Canal Street
39	9b	Causey Drive, Gamwyn Park Drive and Wilzin Street
40	9a	Daniels Street & Reed Road
41	27	Wildwood Road and Gregory Street
42	27	McClain Drive and Idlewild Drive

44	26	Foxchase Drive and Countrywood Drive
45	26	South Ingram and Champian Drive
46	28b	Essex Place and Oxford Place
47	29b	Black Bayou Road at Emmanuel Baptist Church
48	28a	Rayner Road and Bobolink Place
49	9d	Anne Stokes Road and Briarwood Cove
51	31a	Beauchamp Road and Thornton Street
52	29a	Lowe/Fairgrounds Road near South Colorado Street
53	27	Tennessee Gas Road and Main Extended
54	16	East Moore Street and Forth Street
55	3a	Union Street and Carter Street
57	29a	South Beauchamp Ave at Nottingham Apartments
66	18	May Street and Abraham Court
67	28a	VFW Road and Greenville Christian School Road (Vessels of Mercy)
68	28a	Highway 1 at Wal Mart
70	28b	Sharon Street at River Club Estates Community Swimming Pool
71	27	Wildwood Drive and Lance Cove
76	20	2616 Highway 82 at Fred's Dollar Store
79	22a	South Colorado Street at Greenville Clinic
89	9c	Cypress Ridge Drive and Cypress Lane
91E	33	102nd Street and Echo Street
91F	33	5th Street and Debbie Street
92	1	Ferguson Drive (Rosebud Estates)
93	1	Hwy 1 North and Barnes Landing Road at Shady Acres Trailer Park
94	31b	SE Corner of George Lewis Estates (North Cornell Street)
95	28d	End of Princeton Drive
96	28a	2190 Robinson Lane
98	26	Oak Drive and Lillie Drive
99	26	Hwy 82 and Industrial Fill Road
100	28c	Cloverdale Subdivision
101	26	Industrial Fill Road at Coast Guard
102	26	Tampa Drive at Greentree Trail
103	26	NE Corner of Guerdon Road and Sharon Lane
104	26	Highland Plantation Road (In 90° Curve that turns back southwesterly)

106	26	Producers Rice
110	1	Karen Drive Across from Armory (Near Mars Food)
111	26	South Bayou Road (approximately 0.15 West of Redman Road)
112	26	North Bayou Road (132 Bayou Road)

The estimated total project cost for the EAP phase is \$6,313,441.00

## Appendix B

Map and List of Sewersheds and Mini-Systems



SEWER GROUP 1			
Mini System	No. of PS	SCADA	
MS 1 (PS 2 & 110)	2	2	
MS 2 (PS 3, 4 and 5)	4	2	
MS 3a (PS 55)	1	1	
MS 3b (Gravity)	0	0	
MS 3c (Gravity)	0	0	
MS 3d (Gravity)	0	0	
MS 8 (PS 17)	1	1	
MS 9a (PS 40)	3	1	
MS 10 (PS 38)	1	1	
MS 12a (PS 36)	1	1	
MS 18 (PS 66 & Gravity)	1	1	
MS 19b (Gravity)	0	0	
MS 20 (PS 27, 58, 76 & 86)	4	2	
MS 21a (PS 29)	1	1	
MS 27 (PS 41, 42, 43, 53 & 71)	5	4	
MS 30 (PS 24 & 56)	3	1	
MS 31b (PS 23 & 94)	1	2	
MS 32a (PS 21 & 22)	2	1	
MS 32b (PS 20)	1	1	
<b>Total</b>	<b>31</b>	<b>22</b>	

SEWER GROUP 2			
Mini System	No. of PS	SCADA	
MS 1 (PS 1, 1A, 92 & 93)	4	4	
MS 5 (PS 14)	1	1	
MS 7 (PS 16)	1	1	
MS 9d (PS 49)	2	1	
MS 15 (Gravity)	0	0	
MS 21b (Gravity)	0	0	
MS 23 (PS 34)	1	1	
MS 24 (PS 32 & 63)	3	1	
MS 26 (Gravity, PS 44, 45, 98, 99, 101, 102, 103, 104, 106, 111 & 112)	11	11	
MS 28a (PS 48, 53, 67, 68 & 96)	5	4	
MS 29c (PS 25)	1	1	
<b>Total</b>	<b>29</b>	<b>25</b>	

SEWER GROUP 3			
Mini System	No. of PS	SCADA	
MS 3e (PS 6)	1	1	
MS 4a (PS 7)	1	1	
MS 4b (Gravity)	0	0	
MS 6 (PS 13 & 15)	2	2	
MS 8 (PS 59)	1	0	
MS 9b (PS 39)	1	1	
MS 9c (PS 89)	1	1	
MS 11 (PS 37)	1	1	
MS 12b (PS 35)	1	1	
MS 13 (PS 10)	1	1	
MS 14 (Gravity)	0	0	
MS 16 (PS 54)	1	1	
MS 17 (PS 8&9)	2	2	
MS 19a (PS 28)	1	1	
MS 22a (PS 31 & 79)	2	2	
MS 22b (PS 30)	1	1	
MS 25 (PS 11 & 12)	2	2	
MS 28b (PS 46 & 70)	2	2	
MS 28c (PS 100)	1	1	
MS 28d (PS 95)	1	1	
MS 29a (PS 52 & 57)	2	2	
MS 29b (PS 26 & 47)	2	2	
MS 31a (PS 18, 19 & 51)	4	2	
MS 33 (PS 91E & 91F)	7	2	
<b>Total</b>	<b>38</b>	<b>30</b>	

MS = Mini System  
 PS = Pump Station  
 SCADA = Supervisory Control and Data Acquisition



## Appendix C

### EPA Guidance on Capacity, Management, Operation, and Maintenance “CMOM” Programs



**GUIDE FOR EVALUATING CAPACITY,  
MANAGEMENT, OPERATION, AND  
MAINTENANCE (CMOM) PROGRAMS  
AT SANITARY SEWER COLLECTION  
SYSTEMS**

United States  
Environmental Protection  
Agency

Office of Enforcement and  
Compliance Assurance (2224A)

EPA 305-B-05-002

[www.epa.gov](http://www.epa.gov)

January 2005

# TABLE OF CONTENTS

<b>1.</b>	<b>Introduction</b>	<b>1-1</b>
1.1	Purpose of This Guide	1-1
1.2	Terminology	1-1
1.3	How to Use the Guide	1-2
1.4	Overview of Underlying Issues	1-3
1.5	Purpose of CMOM Programs	1-4
1.6	National Pollutant Discharge Elimination System Regulatory Requirement	1-5
1.7	EPA Region 4 MOM Programs Project	1-6
<b>2.</b>	<b>Collection System Capacity, Management, Operation, and Maintenance Programs</b>	<b>2-1</b>
2.1	Collection System Management	2-4
2.1.1	Organizational Structure	2-4
2.1.2	Training	2-10
2.1.3	Internal Communication	2-11
2.1.4	Customer Service	2-11
2.1.5	Management Information Systems	2-13
2.1.6	SSO Notification Program	2-14
2.1.7	Legal Authority	2-15
2.2	Collection System Operation	2-17
2.2.1	Budgeting	2-18
2.2.2	Monitoring	2-19
2.2.3	Hydrogen Sulfide Monitoring and Control	2-20
2.2.4	Safety	2-21
2.2.5	Emergency Preparedness and Response	2-22
2.2.6	Modeling	2-24
2.2.7	Mapping	2-25
2.2.8	New Construction	2-26
2.2.9	Pump Stations	2-26
2.3	Equipment and Collection System Maintenance	2-27
2.3.1	Maintenance Budgeting	2-28
2.3.2	Planned and Unplanned Maintenance	2-28
2.3.3	Sewer Cleaning	2-33
2.3.4	Parts and Equipment Inventory	2-35
2.4	Sewer System Capacity Evaluation - Testing and Inspection	2-36
2.4.1	Flow Monitoring	2-37
2.4.2	Sewer System Testing	2-38
2.4.3	Sewer System Inspection	2-39
2.5	Sewer System Rehabilitation	2-41

<b>3.0 Checklist for Conducting Evaluations of Wastewater Collection System Capacity, Management, Operation, and Maintenance (CMOM) Programs .....</b>	<b>3-1</b>
<b>Appendix A Example Collection System Performance Indicator Data Collection Form .....</b>	<b>A-1</b>
<b>Appendix B Example Interview Schedule and Topics .....</b>	<b>B-1</b>
<b>Appendix C Information Sources .....</b>	<b>C-1</b>
<b>References .....</b>	<b>R-1</b>

# CHAPTER 1. INTRODUCTION

## 1.1 Purpose of this Guide

This guide identifies some of the criteria used by EPA to evaluate a collection system's management, operation, and maintenance (CMOM) program activities. The guide is intended for use by EPA and state inspectors as well as the regulated community – owners or operators of sewer systems collecting domestic sewage as well as consultants or other third-party evaluators or compliance assistance providers. Collection system owners or operators can review their own systems by following the checklist in Chapter 3 to reduce the occurrence of sewer overflows and improve or maintain compliance. The guidance herein may also be taken a step further. If a federal or state reviewer observes a practice that does not effectively meet the elements of a CMOM program, he or she may make recommendations to educate the operator, inspector, case developer, or those involved in a settlement agreement. Additionally, having key board members (policy makers) read this guide will also allow them to better understand the benefits of investing in good CMOM programs.

The guide is applicable to small, medium, and large systems; both publicly and privately owned systems; and both regional and satellite collection systems. Regardless of size, each owner or operator will have an organization and practices unique to its collection system. While these specific characteristics will vary among systems, the CMOM concepts and best management practices are likely to apply to all types of systems. Where appropriate, this document provides guidance on the differences.

This document does not, however, substitute for the CWA or EPA's regulations, nor is it a regulation itself. Thus, the document does not and cannot impose legally binding requirements upon these circumstances. EPA and state decision-makers retain the discretion to adopt approaches on a case-by-case basis that differ from this guidance where appropriate. EPA may change this guidance in the future.

Individuals reviewing a collection system are strongly encouraged to read the guidance portion of this document prior to conducting a review. Reviewers should use the checklist in Chapter 3 as the primary tool for questions during the paperwork and/or onsite review of the collection system.

While some sections or topics may not appear to relate directly to environmental performance, taken as a whole, they provide an indication of how well the utility is run.

## 1.2 Terminology

To provide a more user-friendly guidance and for clarification, the terminology for several terms has been modified. The following paragraphs list these terms and reasoning for the modifications.

Frequently, the term "COLLECTION SYSTEM OWNER OR OPERATOR", abbreviated as "OWNER OR OPERATOR," is used in this guide and refers to the entities responsible for the administration and oversight of the sewer system and its associated staff (in either a municipal or industrial context); capacity evaluation, management, operation, and maintenance programs; equipment; and facilities. The owner and operator may be two different entities. For example, the owner may own the infrastructure and be responsible for its maintenance while it designates responsibility for the day to day operation of

*Guide for Evaluating CMOM Programs at Sanitary Sewer Collection Systems*

---

the system to the operator. It should be noted that the term used in EPA's CMOM Program Self Assessment Checklist is "MUNICIPAL WASTEWATER UTILITY OPERATORS" or "UTILITY" rather than "collection system owner or operator." Both refer to the same individual(s).

The term "REVIEW" is used in this document in place of "INSPECTION" or "AUDIT." Because "inspection" often refers to an evaluation conducted by the regulatory authority and "audit" has been used to refer to an evaluation with very specific requirements, "review" is more appropriately used to capture the wider universe of evaluations (e.g., those conducted by a regulatory authority, the system itself, and/or by a third-party).

Similarly, the term used to describe the person conducting the CMOM review is the "REVIEWER" – this could be either an inspector, a third party reviewer hired by the owner or operator, or personnel of the owner or operator performing a self-evaluation of the collection system.

The term "FACILITY" is used in this document to refer to the components of the collection system (e.g., pump stations, sewer lines).

### **1.3 How to Use the Guide**

The guide and checklist provide a three-tiered approach to the CMOM review:

- Evaluation of the CMOM program, based on interviews with management and field personnel, as well as observation of routine activities and functions
- Review of pertinent records and information management systems
- Evaluation based on field/site review

Chapter 2 provides a breakdown and overview of each CMOM concept and what to look for when reviewing the system, defines the CMOM elements for the reviewer, and follows through with a discussion of the indicators or other clues about which the reviewer should be aware. Chapters 2 and 3 present detailed information on conducting reviews of collection systems. Chapter 3 contains the comprehensive reviewer checklist, supported by the information in Chapter 2. Appendix A presents a Collection System Performance Indicator Data Collection Form which provides examples of the types of information a reviewer should attempt to obtain while on-site.

The "one size does not fit all" approach to reviewing CMOM programs cannot be overstated. The principles covered in this guide are applicable to all wastewater collection systems, however, these principles may be implemented through different means depending on the system. Larger systems may have the resources and the need to implement more costly and complex means of meeting the CMOM program elements. In occasional cases a CMOM feature may not be implemented at all, due to characteristics of the system. A reviewer should be able to look at the system as a whole and determine whether certain key elements are present or should be present and to what extent the system incorporates the CMOM principles.

Reviewers will also find that the location or names of some documents, logs, or reports may vary from system to system. This guide tries to provide a general description of the materials the reviewer should request.

**Although use of this guide cannot guarantee a collection system will avoid permit violations or discharge violations, generally, when owners or operators adequately practice the principles laid out in the guide, they should experience fewer problems and, therefore, fewer instances of noncompliance.**

#### 1.4 Overview of the Underlying Issues

Sanitary sewer collection systems are designed to remove wastewater from homes and other buildings and convey it to a wastewater treatment plant. The collection system is a critical element in the successful performance of the wastewater treatment process. EPA estimates that collection systems in the U.S. have a total replacement value between \$1 to \$2 trillion. Under certain conditions, poorly designed, built, managed, operated, and/or maintained systems can pose risks to public health, the environment, or both. These risks arise from sanitary sewer overflows (SSOs) from the collection system or by compromised performance of the wastewater treatment plant. Effective and continuous management, operation, and maintenance, as well as ensuring adequate capacity and rehabilitation when necessary, are critical to maintaining collection system capacity and performance while extending the life of the system.

EPA believes that every sanitary sewer system has the capacity to have an SSO. This may be due to a number of factors including, but not limited to:

- Blockages
- Structural, mechanical, or electrical failures
- Collapsed or broken sewer pipes
- Insufficient conveyance capacity
- Vandalism

Additionally, high levels of inflow and infiltration (I/I) during wet weather can cause SSOs. Many collection systems that were designed according to industry standards experience wet weather SSOs because levels of I/I may exceed levels originally expected; prevention of I/I has proven more difficult and costly than anticipated; or the capacity of the system has become inadequate due to an increase in service population without corresponding system upgrades (EPA 2004).



SSOs include untreated discharges from sanitary sewer systems that reach waters of the United States (photo: US EPA).

SSOs can cause or contribute to environmental and human health impacts (e.g., water quality standards violations, contamination of drinking water supplies, beach closures, etc.) which, in addition to flooded basements and overloaded wastewater treatment plants, are some symptoms of collection systems with inadequate capacity and improper management, operation, and maintenance. These problems create the need for both the owner or operator and the regulatory authority to conduct more thorough evaluations of sanitary sewer collection systems.



## **1.5 Purpose of CMOM Programs**

CMOM programs incorporate many of the standard operation and maintenance activities that are routinely implemented by the owner or operator with a new set of information management requirements in order to:

- Better manage, operate, and maintain collection systems
- Investigate capacity constrained areas of the collection system
- Proactively prevent SSOs
- Respond to SSO events

The CMOM approach helps the owner or operator provide a high level of service to customers and reduce regulatory noncompliance. CMOM can help utilities optimize use of human and material resources by shifting maintenance activities from “reactive” to “proactive”—often leading to savings through avoided costs due to overtime, reduced emergency construction costs, lower insurance premiums, changes in financial performance goals, and fewer lawsuits. CMOM programs can also help improve communication relations with the public, other municipal works and regional planning organizations, and regulators.

It is important to note that the collection system board members or equivalent entity should ensure that the CMOM program is established as a matter of policy. The program should not be micro-managed, but an understanding of the resources required of the operating staff to implement and maintain the program is necessary.

In CMOM planning, the owner or operator selects performance goal targets, and designs CMOM activities to meet the goals. The CMOM planning framework covers operation and maintenance (O&M) planning, capacity assessment and assurance, capital improvement planning, and financial management planning. Information collection and management practices are used to track how the elements of the CMOM program are meeting performance goals, and whether overall system efficiency is improving.

On an periodic basis, utility activities should be reviewed and adjusted to better meet the performance goals. Once the long-term goal of the CMOM program is established, interim goals may be set. For instance, an initial goal may be to develop a geographic information system (GIS) of the system. Once the GIS is complete, a new goal might be to use the GIS to track emergency calls and use the information to improve maintenance planning.

An important component of a successful CMOM program is periodically collecting information on current systems and activities to develop a “snapshot-in-time” analysis. From this analysis, the owner or operator evaluates its performance and plans its CMOM program activities.

Maintaining the value of the investment is also important. Collection systems represent major capital investments for communities and are one of the communities’ major capital assets. Equipment and facilities will deteriorate through normal use and age. Maintaining value of the capital asset is a major goal of the CMOM program. The infrastructure is what produces sales and service. Proper reinvestment in capital facilities maintains the ability to provide service and generate sales at the least cost possible and helps ensure compliance with environmental requirements. As a capital asset, this will result in the

*Guide for Evaluating CMOM Programs at Sanitary Sewer Collection Systems*

---

need for ongoing investment in the collection system and treatment plant to ensure design capacity while maintaining existing facilities and equipment as well as extending the life of the system.

The performance of wastewater collection systems is directly linked to the effectiveness of its CMOM program. Performance characteristics of a system with an inadequate CMOM program include frequent blockages resulting in overflows and backups. Other major performance indicators include pump station reliability, equipment availability, and avoidance of catastrophic system failures such as a collapsed pipe.

A CMOM program is what an owner or operator should use to manage its assets; in this case, the collection system itself. The CMOM program consists of a set of best management practices that have been developed by the industry and are applied over the entire life cycle of the collection system and treatment plant. These practices include:


- Designing and constructing for O&M
- Knowing what comprises the system (inventory and physical attributes)
- Knowing where the system is (maps and location)
- Knowing the condition of the system (assessment)
- Planning and scheduling work based on condition and performance
- Repairing, replacing, and rehabilitating system components based on condition and performance
- Managing timely, relevant information to establish and prioritize appropriate CMOM activities
- Training of personnel

### **1.6 National Pollutant Discharge Elimination System Regulatory Requirement**

The National Pollutant Discharge Elimination System (NPDES) program prohibits discharges of pollutants from any point source into the nation's waters except as authorized under an NPDES permit.

EPA and state NPDES inspectors evaluate collection systems and treatment plants to determine compliance with permit conditions including proper O&M. Among others, these permit conditions are based on regulation in 40 CFR 122.41(e): "The permittee shall at all times properly operate and maintain all facilities and systems of treatment and control (and related appurtenances) which are installed or used by the permittee to achieve compliance with the conditions of this permit."

When violations occur, the collection system or wastewater treatment plant owner or operator can face fines and requirements to implement programs to compensate residents and restore the environment. For example, in June 2004, the U.S. District Court for the Southern District of Ohio entered a consent decree resolving CSO, SSO, and wastewater treatment plant violations at the Hamilton County sewer system in Cincinnati, Ohio. In addition to a \$1.2 million civil penalty, the settlement included programs to clean up residents' basements, compensate residents, and implement measures to prevent further basement backups. The settlement also includes over \$5.3 million in supplemental environmental projects.



Sewer rehabilitation can include lining aging sewers (photo: NJ Department of Environmental Protection).

## **1.7 EPA Region 4 MOM Programs Project**

EPA Region 4 created the “Publicly Owned Treatment Works MOM Programs Project” under which the Region invites permitted owners or operators, and contributing satellite systems, in watersheds it selects to perform a detailed self-assessment of the management, operation, and maintenance (MOM) programs associated with their collection system. Participants provide a report which includes the results of the review, any improvements that should be made, and schedules to make those improvements. Participants that identify and report a history of unpermitted discharges from their collection system, and a schedule for the necessary improvements, can be eligible for smaller civil penalties while under a remediation schedule.

EPA’s Office of Compliance coordinated with EPA Region 4 on the development of this CMOM Guide. This guide is based in part on material obtained from the Region 4 MOM Programs Project. Some of the more specific items of the Region 4 program have been omitted in order to provide a more streamlined review framework. The fundamental concepts behind CMOM have been maintained in this guide. By combining elements of the Region’s program with existing NPDES inspection guidance, this CMOM Guide provides a comprehensive framework for reviewers and regulated communities to evaluate the effectiveness of O&M throughout the collection system.

## **CHAPTER 2. COLLECTION SYSTEM CAPACITY, MANAGEMENT, OPERATION, AND MAINTENANCE PROGRAMS**

This chapter provides an overview of the CMOM program elements. The information will help evaluate wastewater collection system operation and maintenance (O&M) practices. The key elements of the CMOM program, which are presented in detail in the following sections, include:

- Collection System Management
- Collection System Operation
- Collection System Maintenance
- Collection System Capacity Evaluation

In addition to this overview, there are several areas (e.g., 2.1.3 Internal Communications, 2.1.4 Customer Service, etc.) in this guide that go into greater depth regarding the operation and maintenance of a collection system. The intent of this detail is not only to provide the owner or operator with suggestions as to what to look for in their own program, but to provide the reviewer a complete overview of good operations, in general, regardless of a particular item resulting in poor performance or a violation.

For EPA and state inspectors or other reviewers, conducting an evaluation of collection system CMOM programs shares many similarities with other types of compliance reviews. Overall, the reviewer would examine records, interview staff and conduct field investigations, generally in that order although tailored, if necessary, to meet site-specific needs. Prior to performing the on-site interviews and evaluations, preliminary information may be requested that will provide an overall understanding of the organization to allow for a more focused approach for the review. This information also provides a basis for more detailed data gathering during on site activities. The information typically requested prior to the review should include a schematic map of the collection system (could be as-built drawings) and any written operations or maintenance procedures. Depending on the volume of information, the collection system owner or operator may need ample lead time to gather and copy these documents. Alternatively, the reviewer may offer to examine the documents and bring them back when doing the on-site review so that extra copies are not necessary. No matter which method is used, the importance of up-front preparation cannot be overemphasized. With the exception of pump stations and manholes, much of the collection system is not visible. Therefore, the more complete the reviewer's understanding of the system is prior to the review, the more successful the assessment will be.

The reviewer would then proceed with the on-site activities. Guidance for conducting compliance reviews is provided in the *NPDES Compliance Inspection Manual* (EPA 2004). The manual provides the general procedures for performing compliance reviews and is a valuable source of information on such topics as entry, legal authority, and responsibilities of the reviewer. Although CMOM evaluations are not specifically addressed in the manual, the general

***Guide for Evaluating CMOM Programs at Sanitary Sewer Collection Systems***

review procedures can be applied to CMOM reviews. Another good reference for general review information is the *Multi-Media Investigations Manual, NEIC* (EPA 1992). Some issues with entry are specific to CMOM reviews. Some facilities may be on private property and the reviewer may need property owner consent for entry.

***Documents to Review On-site Include:***

- Organization chart(s)
- Staffing plans
- Job descriptions
- Sewer use ordinance
- Overall map of system showing facilities such as pump stations, treatment plants, major gravity sewers, and force mains
- O&M budget with cost centers<sup>1</sup> for wastewater collection
- Performance measures for inspections, cleaning, repair, and rehabilitation
- Recent annual report, if available
- Routine reports regarding system O&M activities
- Collection system master plan
- Capital improvement projects (CIP) plan
- Flow records or monitoring
- Safety manual
- Emergency response plan
- Management policies and procedures
- Detailed maps/schematics of the collection system and pump stations
- Work order management system
- O&M manuals
- Materials management program
- Vehicle management and maintenance records
- Procurement process
- Training plan for employees
- Employee work schedules
- Public complaint log
- Rate ordinance or resolution
- Financial report (“notes” section)
- As built plans
- Discharge monitoring reports (DMRs)

The above list is not all inclusive nor will all utilities necessarily have formal, written documentation for each of the items listed. The *Collection System Performance Indicator Data Collection Form*, included as Appendix A, provides examples of the types of information a reviewer should attempt to obtain while on-site.

Interviews are generally conducted with line managers and supervisors who are responsible for the various O&M activities

**Reviewer - Point to Note**

A schedule should be established by the reviewer for the staff interviews and field assessments.

<sup>1</sup> A cost center is any unit of activity, group of employees, line of products, etc., isolated or arranged in order to allocate and assign costs more easily.

*Guide for Evaluating CMOM Programs at Sanitary Sewer Collection Systems*

---

and support services staff from engineering, construction, human resources, and purchasing, where appropriate. Appendix B presents an example agenda and schedule that would be used for a large collection system owner or operator. The collection system's size and physical characteristics will determine the length of time needed for the review. A guideline for the time required, given a two person review team, would be two days for a small system, and a week or more for large systems.

Field reviews are typically conducted after interviews. The following is a list of typical field sites the team should visit:

- Mechanical and electrical maintenance shop(s)
- Fleet maintenance facilities (vehicles and other rolling stock)
- Materials management facilities (warehouse, outside storage yards)
- Field maintenance equipment storage locations (i.e., crew trucks, mechanical and hydraulic cleaning equipment, construction and repair equipment, and television inspection equipment)
- Safety equipment storage locations
- Pump stations
- Dispatch and supervisory control and data acquisition (SCADA) systems
- Crew and training facilities
- Chemical application equipment and chemical storage areas (use of chemicals for root and grease control, hydrogen sulfide control [odors, corrosion])
- Site of SSOs, if applicable
- A small, but representative, selection of manholes

Collection system operators typically assist with manhole cover removal and other physical activities. The inspector should refrain from entering confined spaces. A confined space is defined by the Occupational Safety and Health Administration (OSHA) as a space that: (1) is large enough and so configured that an employee can bodily enter and perform assigned work; and (2) has limited or restricted means for entry or exit; and (3) is not designed for continuous employee occupancy [29 CFR 1910.146(b)]. A "permit-required confined space (permit space)" is a confined space that has one or more of the following characteristics: (1) contains or has a potential to contain a hazardous atmosphere; (2) contains a material that has the potential for engulfing an entrant; (3) has an internal configuration such that an entrant could be trapped or asphyxiated by inwardly converging walls or by a floor which slopes downward and tapers to a smaller cross-section; or (4) contains any other recognized serious safety or health hazard [29 CFR 1910.146(b)].

Though OSHA has promulgated standards for confined spaces, those standards do not apply directly to municipalities, except in those states that have approved plans and have asserted jurisdiction under Section 18 of the OSHA Act. Contract operators and private facilities do have to comply with the OSHA requirements and the inspector may find that some municipalities elect to do so voluntarily. In sewer collection systems, the two most common confined spaces are the underground pumping station and manholes. The underground pumping station is typically entered through a relatively narrow metal or concrete shaft via a fixed ladder. Inspectors conducting the field evaluation component of the CMOM audit should be able to identify and

avoid permit-required confined spaces. Although most confined spaces are unmarked, confined spaces that may have signage posted near their entry containing the following language:

**DANGER–PERMIT REQUIRED–CONFINED SPACE  
AUTHORIZED PERSONNEL ONLY**

If confined space entry is absolutely necessary, inspectors should consult with the collection system owner or operator first, have appropriate training on confined space entry, and use the proper hazard detection and personal safety equipment. More information on confined space entry can be found in *Operation and Maintenance of Wastewater Collection Systems Volumes I and II* (California State University (CSU) Sacramento 1996; CSU Sacramento 1998).

## 2.1 Collection System Management

Collection system management activities form the backbone for operation and effective maintenance activities. The goals of a management program should include:

- Protection of public health and prevention of unnecessary property damage
- Minimization of infiltration, inflow and exfiltration, and maximum conveyance of wastewater to the wastewater treatment plant
- Provision of prompt response to service interruptions
- Efficient use of allocated funds
- Identification of and remedy solutions to design, construction, and operational deficiencies
- Performance of all activities in a safe manner to avoid injuries

**Management Documents to Review**

- Organization chart(s)
- Staffing plans–Number of people and classifications
- Job descriptions for each classification
- Sewer use ordinance
- Safety manual
- Training program documentation
- Notes to financial reports

Without the proper procedures, management and training systems, O&M activities may lack organization and precision, resulting in a potential risk to human health and environmental contamination of surrounding water bodies, lands, dwellings, or groundwater. The following sections discuss the common elements of a robust collection system management program.

### 2.1.1 Organizational Structure

Well-established organizational structure, which delineates responsibilities and authority for each position, is an important component of a CMOM program for a collection system. This information may take the form of an organizational chart or narrative description of roles and

responsibilities, or both. The organizational chart should show the overall personnel structure, including operation and maintenance staff.

Additionally, up-to-date job descriptions should be available. Job descriptions should include the nature of the work performed, the minimum requirements for the position, the necessary special qualifications or certifications, examples of the types work, lists of licences required for the position, performance measures or promotion potential. Other items to note in regard to the organizational structure are the percent of staff positions currently vacant, on average, the length of time positions remain vacant, and the percent of collection system work that is contracted out.

**Reviewer - Point to Note**

The reviewer may want to note the turnover rate and current levels of staffing (i.e., how many vacant positions exist and for how long they have been vacant). This may provide some indication of potential understaffing, which can create response problems.

Reviewers should evaluate specific qualifications of personnel and determine if the tasks designated to individuals, crews, or teams match the job descriptions and training requirements spelled out in the organizational structure. From an evaluation standpoint, the reviewer might try to determine what type of work is performed by outside contractors and what specific work is reserved for collection system personnel. If much of the work is contracted, it is appropriate to review the contract and to look at the contractor's capabilities. If the contractor handles emergency response, the reviewer should examine the contract with the owner or operator to determine if the emergency response procedures and requirements are outlined.

The inclusion of job descriptions in the organizational structure ensures that all employees know

**Reviewer - Point to Note**

A reviewer should look for indications that responsibilities are understood by employees. Such indications may include training programs, meetings between management and staff, or policies and procedures.

their specific job responsibilities and have the proper credentials. Additionally, it is useful in the course of interviews to discuss staff management. The reviewer should note whether staff receive a satisfactory explanation of their job descriptions and responsibilities. In addition, when evaluating the CMOM program, job descriptions will help a reviewer determine who should be interviewed.

When evaluating the organizational structure, the reviewer should look for the following:

- Except in very small systems, operation and maintenance personnel ideally should report to the same supervisor or director. The supervisor or director should have overall responsibility for the collection system.
- In some systems, maintenance may be carried out by a city-wide maintenance



*Guide for Evaluating CMOM Programs at Sanitary Sewer Collection Systems*

---

organization, which may also be responsible for such diverse activities as road repair and maintenance of the water distribution system. This can be an effective approach, but only if adequate lines of responsibility and communication are established.

- In general, one supervisor should manage a team of individuals small enough that is safe and effective. However, the individuals on the team may have additional employees reporting to them. This prevents the top supervisors from having to track too many individuals. The employee-supervisor ratio at individual collection systems will vary depending on their need for supervisors.

In a utility with well-established organizational structure, staff and management should be able to articulate their job and position responsibilities. Personnel should be trained to deal with constantly changing situations and requirements, both regulatory and operational.

The system's personnel requirements vary in relation to the overall size and complexity of the collection system. In very small systems, these responsibilities may include operation of the treatment plant as well as the collection system. In many systems, collection system personnel are responsible for the stormwater as well as wastewater collection system. References providing staff guidelines or recommendations are available to help the reviewer determine if staffing is adequate for the collection system being reviewed. Following is a list of available references:

- *Manpower Requirements for Wastewater Collection Systems in Cities of 150,000 to 500,000 Population* (EPA 1974)
- *Manpower Requirements for Wastewater Collection Systems in Cities and Towns of up to 150,000 Population* (EPA 1973)
- *Operation and Maintenance of Wastewater Collection Systems, Volume II* (California State University (CSU) Sacramento 1998)

Volumes I and II of *Operations and Maintenance of Wastewater Collection Systems* can be obtained through:

Office of Water Programs  
California State University Sacramento  
6000 J Street  
Sacramento, CA 95819-6025  
phone: 916/278-6142  
[www.owp.csus.edu](http://www.owp.csus.edu)

The following tables have been taken from the two EPA documents listed above to provide the reviewer with guidance. However, these documents may not take into account technological advances that have occurred since their publication date that might reduce staffing requirements. For instance, advances in remote data acquisition and telemetry have likely reduced the number

of field inspection staff needed for systems with several pump stations. Other system-specific characteristics should also be accounted for when using these tables. An example of this might be collection systems that are not primarily constructed of brick will not require the masons the tables specify.

**Guide for Evaluating CMOM Programs at Sanitary Sewer Collection Systems**

**STAFF COMPLEMENTS FOR WASTEWATER COLLECTION SYSTEM MAINTENANCE  
POPULATION SIZE  
(Estimated Number of Personnel)**

Occupational Title	5,000		10,000		25,000		50,000		100,000	
	(a)	(b)	(a)	(b)	(a)	(b)	(a)	(b)	(a)	(b)
Superintendent	1	5	1	10	1	20	1	40	1	40
Assistant Superintendent										
Maintenance Supervisor							1	40	2	80
Foreman	1	15	1	20	1	20	1	40	1	40
Maintenance Man II	1	15	1	20	1	20	1	40	1	40
Maintenance Man I	1	15	1	20	2	60	3	120	5	200
Mason II							1	40	1	40
Mason I									1	40
Maint. Equipment Personnel					1	40	2	80	3	120
Construction Equipment Personnel	1	15	1	20	1	20	1	40	1	40
Auto. Equipment Personnel									1	40
Photo. Inspection Technician									1	40
Laborer	1	15	1	20	2	40	2	80	5	200
Dispatcher							1	40	2	80
Clerk Typist							1	20	1	20
Stock Clerk							1	40	1	40
Sewer Maint. Staff	6	80	6	110	9	220	16	620	27	1,060
Maintenance Mechanic II	see comment (c) below									
Maintenance Mechanic I	see comment (d) below									
Maintenance Mechanic Helper	see comment (d) below									
Construction Inspection Supervisor	see comments (e) and (f) below									
<b>Total Staff</b>										

(a) Estimated number of personnel.

(b) Estimated total man-hours per week.

(c) Multiply number of lift stations maintained by 8/3.

(d) Multiply number of lift station visits per week by 1.

(e) Multiply estimated construction site visits per week by 8/3.

(f) Determined by the number of Construction Inspectors employed and developed on a judgmental basis.

Unit processes included in this staffing table are:

1. Maintenance of sanitary sewer main lines & appurtenances (laterals not included).
2. Maintenance of storm sewer main lines.
3. Maintenance of lift stations.
4. Inspection of newly constructed sewer main lines and appurtenances.

(U.S. EPA 1973)

**Guide for Evaluating CMOM Programs at Sanitary Sewer Collection Systems**

**STAFF COMPLEMENTS FOR WASTEWATER COLLECTION SYSTEM MAINTENANCE  
POPULATION SIZE  
(Estimated Number of Personnel)**

<b>Occupational Title</b>	<b>150,000</b>	<b>200,000</b>	<b>300,000</b>	<b>400,000</b>	<b>500,000</b>
Superintendent	1	1	1	1	1
Assistant Superintendent	1	1	1	1	1
Maintenance Supervisor II	1	1	1	1	1
Maintenance Supervisor I	1	2	2	3	3
Equipment Supervisor	1	1	1	1	1
TV Technician II	1	2	2	3	3
TV Technician I	1	2	2	3	3
Foreman	2	3	4	5	6
Maintenance Man II	3	5	6	8	9
Maintenance Man I	11	17	22	29	33
Mason II	1	2	2	3	3
Mason I	1	2	2	3	3
Maintenance Equipment Personnel	6	8	12	15	18
Construction Equipment Personnel	3	4	6	8	9
Auto. Equipment Personnel	2	3	4	5	6
Laborer	7	10	14	18	22
Dispatcher	2	2	2	3	3
Stock Clerk	1	2	2	3	3
Clerk Typist	2	2	2	3	3
Sewer Maintenance Staff	48	70	88	116	131
Maintenance Mechanic II	see comment (a) below				
Maintenance Mechanic I	see comment (b) below				
Maintenance Mechanic Helper	see comment (b) below				
Electrician	see comment (c) below				
Construction Inspector Supervisor	see comment (d) below				
Construction Inspector	see comment (e) below				
<b>Total Staff</b>					

(a) Divide number of lift stations maintained by 15.

(b) Divide number of lift station visits per week by 40

(c) Divide number of lift stations maintained by 15.

(d) Determined by the number of Construction Inspectors employed and developed on a judgmental basis.

(e) Divide estimated daily construction site visits by 2.

Unit processes included in this staffing table are:

1. Maintenance of sanitary sewer main lines & appurtenances (laterals not included).
2. Maintenance of storm sewer main lines.
3. Maintenance of lift stations.
4. Inspection of newly constructed main lines and appurtenances.

(U.S. EPA 1974)

---

*Guide for Evaluating CMOM Programs at Sanitary Sewer Collection Systems*

---

### 2.1.2 Training

The commitment of management to training is key to a successful program. It is important to recognize training as a budget expense item. A guideline for the typical amount of funding for training is three to five percent of the gross budget for the collection system. However, in large collection systems or those undergoing extensive construction this percentage may be considerably lower, and, in systems with a high turnover, training costs may be higher due to orienting new employees. Other changes, such as incorporation of new technology, will have a short-term impact on training costs. Although training is not explicitly required under current regulations, a collection system with untrained or poorly trained collection system personnel runs a greater risk of experiencing noncompliance.

The following elements are essential for an effective training program:

- Fundamental mission, goals, and policies of the collection system are addressed
- Mandatory training requirements are identified for key employees
- On-the-job training progress and performance are measured
- Effectiveness of the training is assessed including periodic testing, drills, or demonstrations
- New employees receive training

The owner or operator should generally provide training in the following areas:

- Routine line maintenance (may be on-the-job training only)
- Safety during confined space entry (every system should also have a strict policy and permit program)
- Traffic control (where applicable)
- Record keeping
- Pump station O&M
- Electrical and instrumentation (may be a combination of formal and on-the-job training)
- Public relations and customer service
- SSO/Emergency response
- Pump station operations and maintenance
- Pipe repair; bursting or cured in place pipe (CIPP); or closed circuit TV and trench/shoring (where these activities are not outsourced)

#### **Sources of Training**

Training is required to safely perform inspections, follow replacement procedures, and lubricate and clean parts and equipment. Following are the many sources of maintenance training:

- Manufacturer
- In-house
- On-the-job (OJT)
- Industry-wide (e.g., consultants, regulatory authorities, professional associations, or educational institutions)

The training program should identify the types of training required and offered. Types of training vary, but may include general environmental awareness, specific equipment, policies and

---

*Guide for Evaluating CMOM Programs at Sanitary Sewer Collection Systems*

---

procedures, and conducting maintenance activities. If the owner or operator is carrying out its own training, the reviewer should evaluate one or more examples of training materials to answer the following questions: are the materials appropriate to the training topic and the level of those being trained; and are they likely to accomplish the intended goal?

**Owner or Operator - Point to Note**

The owner or operator should routinely assess the effectiveness of training through periodic testing, drills, demonstrations, or informal reviews, and improve training based on this assessment.

**2.1.3 Internal Communication**

Communication is essential to ensuring that collection systems run efficiently and effectively. It is especially important that an effective communication link exists between wastewater treatment plant operators and collection system crews as well as with other municipal departments.

Effective communication requires the top-down, bottom-up, and lateral exchange of information amongst staff. Examples of top-down communication are bulletin board posters, paycheck inserts, regular staff meetings, e-mail or informal brown-bag lunch discussions. Examples of bottom-up communication may include the establishing environmental committees, confidential hotlines, e-mail, or direct open discussions. Collection system owners or operators may also offer incentives to employees for performance, and encourage them to submit suggestions for ways to improve the performance of the collection system. “Front line” employees are often an excellent source of ideas, issues, and information about how to improve performance at the work site. In this context, the reviewer can check for morale-boosting activities or reward programs, such as “Employee of the Month” and “Employee of the Year.”

The reviewer should attempt to determine lines of internal communication to ensure all employees receive information and have an appropriate forum to provide feedback. The reviewer should assess the level of communication by interviewing several levels of staff or by simply observing collection system teams on work assignments. The owner or operator should have procedures and be able to demonstrate internal communication between the various levels and functions of the collection system regarding its management, operation, and maintenance programs.

**2.1.4 Customer Service**

The community often knows very little about the wastewater treatment and collection services performed for them. The community may only be aware of the collection system and its owner or operator through articles in local newspapers, public radio and television announcements, or only when there is an SSO. Collection system representatives should talk to schools and universities, make presentations to local officials and businesses about the wastewater field. Formal presentations can also be given to citizens, building inspectors, public utility officials,

*Guide for Evaluating CMOM Programs at Sanitary Sewer Collection Systems*

---

and members of the media.

An effective customer service and public relations program ensures that the owner or operator addresses all incoming inquiries, requests, and complaints in a timely fashion. From this information, owners or operators may further develop or revise programs to better address areas of concern. The reviewer should examine customer service records for the following:

- Personnel who received the complaint or request
- Date and nature of the complaint or request
- Location of the problem
- Name, address, and telephone number of the customer
- Cause of the problem
- To whom the follow-up action was assigned
- The initial date of the follow-up action
- Date the complaint or request was resolved
- Total days to end the problem
- Feedback to the customer

Awareness of past issues, population served, compliance history, and other elements help a reviewer determine whether the amount and types of inquiries, requests, or complaints are increasing or decreasing. For example, there may have been many complaints during only a certain week. The reviewer can examine those records to determine if there were specific circumstances (e.g., a large precipitation event) that caused the increase in inquiries or complaints.

**Reviewer - Point to Note**

To fully understand the context of customer inquiries, requests, or complaints, a reviewer should understand the history, topography, boundaries, and demographics of the collection system's jurisdiction before site evaluations are conducted.

Employees who handle customer service should be specifically trained to handle complaints, requests, or inquiries. These employees should be provided with sample correspondence, Q/A's, or "scripts" to help guide them through written or oral responses to customers. The reviewer should look for procedures on how to answer the telephone, e-mail, and other communication used by personnel. A reviewer may evaluate staff telephone responses by evaluating:

- The number of persons available to answer calls
- The number of repeat callers
- The average length of calls
- The volume of calls per day

Collection system field crews and their activities are the most visible segment of any wastewater treatment organization. Workers project a public image for their system on city and town streets. For this reason, personnel need to be trained in what to expect in public situations. For example,

***Guide for Evaluating CMOM Programs at Sanitary Sewer Collection Systems***

---

collection system supervisory staff should be familiar with the areas around public rights-of-way and easements to which their field crews must gain access to service facilities. Additionally, crew leaders should know how to deal with the public when approached.

Collection systems field crews influence the public's confidence in the collection system owner or operator. Reviewers should observe whether personnel wear uniforms or not, and if vehicles and equipment are identifiable as utility property and kept in good working order. Vehicles should be equipped with adequate emergency lighting and flashers, traffic control signs and barriers, etc. Before major construction or maintenance work begins, owners or operators should notify homeowners where properties may be affected. Methods of notification may include door hangers, newspaper notices, fliers, signs, or public radio or television announcements. Information should also be provided to residents on cleanup and safety procedures following basement backups and other overflows.

***2.1.5 Management Information Systems***

The ability of the owner or operator to effectively manage its collection system is directly related to its ability to maintain access to the most current information concerning the facilities. Maintenance of this current information is an effort involving all members of the collection system from the staff answering the telephone to the worker in the street. Operational information informs and clarifies financial information. This will make the financial information more useful for the policy makers, leading to better decisions. A satisfactory management information system should provide the owner or operator with the following advantages:

- Maintain preventive maintenance and inspection schedules
- Offer budgetary justification
- Track repairs and work orders
- Organize capital replacement plans
- Manage tools and equipment inventories
- Create purchase orders
- Record customer service inquiries, complaints, or requests
- Provide measurement of effectiveness of program and O&M activities

Owners and operators have been shifting to computer-based systems to manage data. Only the smaller collection system owners or operators may still rely on paper management systems.



A growing number of sewer systems have shifted to computer-based collection system management [photo: Milwaukee Metropolitan Sewerage District (MMSD)].



***Guide for Evaluating CMOM Programs at Sanitary Sewer Collection Systems***

---

Computer-based Maintenance Management Systems (CMMSs) are designed to manage the data needed to track the collection system's O&M performance. Geographic Information Systems (GIS) are used to map and locate facilities and because of computer-based compatibility, can often easily be integrated with a CMMS. The computer-based system however, can only be as accurate as the data used to develop it, which was most likely paper files.

**Types of Management Information Tracking**

- Customer service
- Safety incident
- Emergency response
- Process change
- Inspection scheduling and tracking
- Monitoring and/or sampling schedules
- Compliance
- Planned maintenance (schedules and work orders)
- Parts inventory

Regardless of the information management style chosen, the collection system should have written instructions regarding the use of the management information systems. These procedures may include operating the system, upgrading the system, accessing data and information, and generating and printing reports. The system should be kept current with accurate information. Work reports from the field crews should be complete, accurate, and legible.

The reviewer may select some number of complaints and see how well they can be tracked through the system to an ultimate conclusion. Work reports generated by the field crew should be randomly chosen and scanned for legibility and completeness. The reviewer should do a random check of the timeliness and accuracy of data entry. Additionally, the reviewer should obtain selected original data sources (such as field reports) and compare them to the appropriate database output to determine how long entry takes. This will provide a check on how current the database is and what data entry backlog exists.

**2.1.6 SSO Notification Program**

The owner or operator should maintain a written procedure indicating the entities, (e.g., drinking water purveyors, the public, public health officials, and the regulatory authority) that should be notified in the event of an SSO. The procedure should clearly indicate the chain of communication used to notify the proper personnel of an SSO event for reporting and remediation. The procedure should include the names, titles, phone numbers, and responsibility of all personnel involved. The reviewer should verify that the personnel listed in the procedure are still in the position listed and are aware of their responsibilities.

**Reviewer - Point to Note**

To verify the effectiveness of the notification program, the reviewer should walk an overflow occurrence report through the chain of events that would occur from the time of initial notification.

The procedure may allow for different levels of response for different types of SSOs. For example, the regulatory authority may request that SSOs due to sewer line obstructions be

*Guide for Evaluating CMOM Programs at Sanitary Sewer Collection Systems*

---

reported on a monthly basis. Therefore, the procedure may simply be to gather this information from the maintenance information system and have the appropriate personnel put together a reporting form. A chronic SSO at a pump station that discharges when overloaded during wet weather may require a more complex notification procedure, including immediate telephone notification to specified authorities.

To verify the effectiveness of the notification program, the reviewer should walk an overflow occurrence report through the chain of events that would occur from the time of initial notification. This can be done by choosing several random overflow events from the complaint records and observing whether they are handled as procedures dictate. The minimum information that should be reported for an SSO includes the date, time, location, cause, volume of the overflow (which may be estimated), how it was stopped, and any remediation methods taken. The reviewer should not only verify that the SSO notification procedures are appropriate, but also verify that the owner or operator has reliable methods for the detection of overflows and a phone number or hotline for the public to report observed overflow events.

### **2.1.7 Legal Authority**

The collection system owner or operator should select and enforce the legal authority necessary to regulate the volume of flow entering the collection system, including residential and commercial customers, satellite communities and industrial users. The legal authority may take the form of sewer use ordinances, contracts, service agreements, and other legally binding documents.

A **satellite community** is a collection systems which does not own the treatment facility to which it discharges.

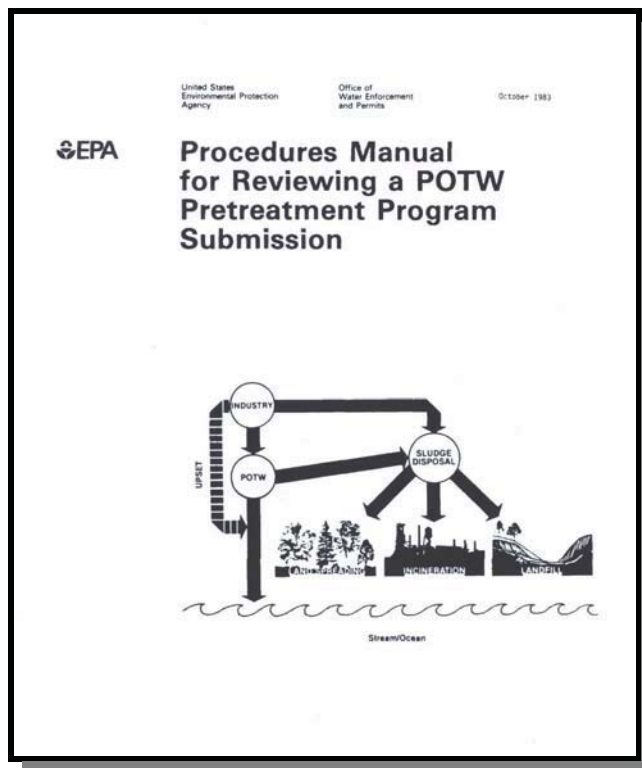
The pretreatment program seeks to prevent the discharge of materials into the sewer system (by non-domestic users) that interfere with proper operation of the wastewater treatment plant or may pass through the plant untreated. At the time the operator of a wastewater treatment plant submits its pretreatment program to the regulatory authority for approval, the plant operator must include a statement from the city solicitor or other legal authority that the plant has the authority to carry out the program [40 CFR 403.9(a)(1)]. The reviewer should verify the existence of this statement and inquire as to whether any significant changes have occurred in the program such that the legal authority may need further review. Additionally, some owners or operators may have a pretreatment program approved by the state, through which discharge permits are issued to industrial users and enforcement is conducted. Further information on legal authority under the pretreatment program may be found in *Procedures Manual for Reviewing a POTW Pretreatment Program Submission* (EPA 1983).

***Guide for Evaluating CMOM Programs at Sanitary Sewer Collection Systems***

The owner or operator should have the authority to ensure that new and rehabilitated sewers and connections have been properly designed, constructed, and tested before being put into service. This authority could take the form of design and performance specifications in a sewer use ordinance or other legal document such as a statute or series of contracts or joint powers agreements. The ordinance or legal document should contain, at a minimum, general prohibitions, adequate grease control requirements and measures, prohibitions on stormwater inflow, infiltration from laterals, and new construction standards.

The grease control section of the document should contain the requirement to install grease traps at appropriate facilities (e.g., restaurants). Additionally, these facilities should be required to properly maintain the grease traps and pump them out on a regular basis. The document should also address periodic inspections of grease traps by collection system personnel and the ability to enforce (i.e., levy fines on persistent

offenders).

**General Prohibitions**

- Fire and explosion hazards
- Corrosive and obstructive materials
- Material which may cause interference at the wastewater treatment plant
- Heat which may inhibit biological activity at the wastewater treatment plant
- Oils or petroleum products which may cause interference or pass through the wastewater treatment plant

The owner or operator should maintain strict control over the connection of private sewer laterals to sewer mains. These connections have significant potential as sources of infiltration. Standards for new connections should be clearly specified. The sewer use ordinance should contain provisions for inspection, approval of new connections, and a program to implement the requirements. A method to maintain control over existing connections is to

require an inspection of the lateral prior to sale of a property. It is important to note that implementing this type of program may require a change to the local ordinance or code.

*Guide for Evaluating CMOM Programs at Sanitary Sewer Collection Systems*

The owner or operator should also have the legal authority to prohibit stormwater connections to the sanitary sewer. Stormwater connections may include catch basins; roof, cellar and yard drains; sump pumps; direct connections between the storm and sanitary sewers; leaking manhole covers; uncapped cleanouts; and the direct entrance of streams into the collection system. This practice is now discouraged. Direct stormwater connections to a separate sanitary sewer system are known as inflow. Inflow can severely impact the ability of the collection system to transport flows to the treatment plant during wet weather, leading to overflows and noncompliance with the wastewater treatment plant's NPDES permit.



Sources of stormwater in the collection system may include building downspouts connected directly to the system (photo: MMSD).

Satellite communities should not be allowed to contribute excessive flows that cause or contribute to overflows, flooding, or noncompliance at the wastewater treatment plant. Should any of these situations exist, it is not sufficient for the owner or operator to charge the satellite community for the excess flow. The owner or operator must be able to prohibit the contribution of the excess flow. This may be done through a legal inter-jurisdictional agreement between the wastewater treatment plant owner or operator and the satellite community that addresses allowable flows and sets requirements. The reviewer should examine all contracts between systems and their satellites (unless too numerous, then select representative contracts). Contracts should have a date of termination and allow for renewal under renegotiated terms. Contracts should limit flow from satellite communities and limit peak wet weather flow rates.

**Owner or Operator - Point to Note**

The owner or operator should have a comprehensive program which addresses flows from satellite communities.

## 2.2 Collection System Operation

Collection systems have little of what is traditionally referred to as “operability” as compared to a wastewater treatment plant (i.e., the number of ways to route the wastewater is typically limited). However, the design of some collection systems does allow flow to be diverted or routed from one pipe to another or even to different treatment plants. This can be accomplished by redirecting flow at a pump station from one discharge point to another or opening and closing valves on gravity sewers and force mains.

**Owner or Operator - Point to Note**

There should be detailed, written procedures available to guide owners or operators through flow routing activities. Also, there should be operating procedures for mechanical equipment such as pump station pump on/off and service rotation settings or in-line grit removal (grit trap) operations.

---

*Guide for Evaluating CMOM Programs at Sanitary Sewer Collection Systems*

---

There are many reasons why the owner or operator may want to divert flows; among them, to relieve overloading on a system of piping or the wastewater treatment plant or to add more flow to piping serving an area not yet fully developed to maintain a cleansing velocity.

### **2.2.1 Budgeting**

The budget is one of the most important variables in the CMOM program. Although an adequate budget is not a guarantee of a well operated collection system, an inadequate budget will make attaining this goal difficult. Funding can come from a variety of sources, including user fees or appropriations from the state or local government.

**Reviewer - Point to Note**

Reviewers need to determine the source of the funding for the collection system and who controls it. Reviewers should also request budget documents, summaries, or pie charts to learn more about the systems' budget.

A key element of the operation budget program is the tracking of costs in order to have accurate records each time the annual operating budget is developed. Having an annual baseline provides documentation for future budget considerations and provides justification for future rate increases. Collection system management

should be aware of the procedures for calculating user rates and for recommending and making user rate changes.

Collection system and wastewater treatment plant costs may be combined into one budget, or budget line items may be divided into each of two individual budgets. For example, electrical and mechanical maintenance work performed by plant staff on a pump station may be carried as an O&M cost in the treatment plant budget, although pumping stations are generally considered to be a collection system component.

The cost of preventive and corrective maintenance and major collection system repairs and alterations are key items in the annual operating budget. The collection system owner or operator should keep adequate records of all maintenance costs, both in-house and contracted, plus the costs for spare parts. This will assist in the preparation of the following year's budget. In general, there should be an annual (12-month cycle) budget of discretionary and non-discretionary items. There may also be a Capital Improvement Plan (CIP) which may encompass small projects (one to two year cycles) or larger projects (three to five year cycles). Larger projects may include items such as equipment, labor, training, or root cause failure analysis.

**Examples of O&M Budget Items**

- Labor (usually at least 50% of total budget)
- Utilities
- Capital
- Maintenance materials and supplies
- Chemicals
- Motor vehicles
- Contracted services

The major categories of operating costs are labor, utilities, and supplies. Cost accounting for

---

*Guide for Evaluating CMOM Programs at Sanitary Sewer Collection Systems*

---

these categories should include information on unit costs, total costs, and the amount and/or quantities used. The reviewer should evaluate the current and proposed budget, and current year balance sheets. In examining current and proposed expenditure levels, the reviewer should consider:

- Whether the budgets include contributions to capital reserve (sinking) funds. These funds are savings for replacement of system components once they reach their service life.
- Whether all income from water and sewer billings supports those functions, or if it goes into the general fund.
- Whether raising user fees is a feasible option to meet budget needs based on recent expenditure history.

### **2.2.2 Monitoring**

The collection system owner or operator may be responsible for fulfilling some water quality or other monitoring requirements. Responsibilities may include:

- Monitoring discharges into the collection system from industrial users
- Monitoring to determine the effects of SSOs on receiving waters
- Monitoring required as part of an NPDES permit, a 308 letter, administrative order, or consent decree

The owner or operator should maintain written procedures to ensure that sampling is carried out in a safe, effective, and consistent manner. The procedures should specify, at a minimum the following:

- Sampling location(s)
- Sample volumes, preservatives, and holding times
- Instructions for the operation of any automatic sampling and/or field monitoring (e.g., pH or dissolved oxygen) equipment
- Sampling frequency
- Sampling and analytical methodologies
- Laboratory QA/QC

Records should be maintained of sampling events. These records should at a minimum include the following:

- Date, time, and location of sampling
- Sample parameters
- Date shipped or delivered to the laboratory

### 2.2.3 Hydrogen Sulfide Monitoring and Control

The collection system owner or operator should have a program under which they monitor areas of the collection system which may be vulnerable to the adverse effects of hydrogen sulfide. It may be possible to perform visual inspections of these areas. The records should note such items as the condition of metal components, the presence of exposed rebar (metal reinforcement in concrete), copper sulfate coating on copper pipes and electrical components, and loss of concrete from the pipe crown or walls.

**Areas Subject to Generation of Hydrogen Sulfide:**

- Sewers with low velocity conditions and/or long detention times
- Sewers subject to solids deposition
- Pump stations
- Turbulent areas, such as drop manholes or force main discharge points
- Inverted siphon discharges

As mentioned in Section 2.4.2, the collection system owner or operator should be carrying out routine manhole inspections. The hydrogen sulfide readings generated as a result of these inspections should be added to the records of potential areas of corrosion. A quick check of the pH of the pipe crown or structure enables early indication of potential hydrogen sulfide corrosion. A pH of less than four indicates further investigation is warranted. “Coupons” may be installed in structures or pipelines believed to be potentially subject to corrosion. Coupons are small pieces of steel inserted into the area and measured periodically to determine whether corrosion is occurring.

**Reviewer - Point to Note**

The reviewer should be aware that a system in which infiltration and inflow (I/I) has successfully been reduced may actually face an increased risk of corrosion. The reviewer should pay particular attention to the hydrogen sulfide monitoring program in these systems.

The reduction of flow through the pipes allows room for hydrogen sulfide gases to rise into the airway portion of the sewer pipe and react with the bacteria and moisture on the pipe walls to form sulfuric acid. Sulfuric acid corrodes ferrous metals and concrete.

There are several methods to prevent or control hydrogen sulfide corrosion. The first is proper design. Design considerations are beyond the scope of this manual but may be found in the *Design Manual: Odor and Corrosion Control in Sanitary Sewerage Systems and Treatment Plants* (EPA 1985). The level of dissolved sulfide in the wastewater may also be reduced by chemical or physical means such as aeration, or the addition of chlorine, hydrogen peroxide, potassium permanganate, iron salts, or sodium hydroxide. Whenever chemical control agents are used, the owner or operator should have procedures for their application and maintain records of the dosages of the various chemicals. Alternatively, sewer cleaning to remove deposited solids reduces hydrogen sulfide generation. Also, air relief valves may be installed at the high points of the force main system. The valve allows air to exit thus avoiding air space at the crown of the pipe where acid can form. The reviewer should examine the records to see that these valves are

*Guide for Evaluating CMOM Programs at Sanitary Sewer Collection Systems*

---

receiving periodic maintenance.

Collection systems vary widely in their vulnerability to hydrogen sulfide corrosion. Vitrified clay and plastic pipes are very resistant to hydrogen sulfide corrosion while concrete, steel, and iron pipes are more susceptible. The physical aspects of the collection system are also important. Sewage in pipes on a decline that moves the wastewater at a higher velocity will have less hydrogen sulfide than sewage in pipes where the wastewater may experience longer detention times. Therefore, some systems may need a more comprehensive corrosion control program while some might limit observations to vulnerable points.

#### **2.2.4 Safety**

The reasons for development of a safety program should be obvious for any collection system owner or operator. The purpose of the program is to define the principles under which the work is to be accomplished, to make the employees aware of safe working procedures, and to establish and enforce specific regulations and procedures. The program should be in writing (e.g., procedures, policies, and training courses) and training should be well documented.

The purpose of safety training is to stress the importance of safety to employees. Safety training can be accomplished through the use of manuals, meetings, posters, and a safety suggestion program. One of the most common reasons for injury and fatalities in wastewater collection systems is the failure of victims to recognize hazards. Safety training cuts across all job descriptions and should emphasize the need to recognize and address hazardous situations. Safety programs should be in place for the following areas:

- Confined spaces
- Chemical handling
- Trenching and excavations
- Material Safety Data Sheets (MSDS)
- Biological hazards in wastewater
- Traffic control and work site safety
- Lockout/Tagout
- Electrical and mechanical safety
- Pneumatic or hydraulic systems safety

**Point to Note**

Although a safety program may not be explicitly required under current NPDES regulations, an excessive injury rate among personnel increases the likelihood of collection system noncompliance with other requirements. Furthermore, when good safety practices are not followed, there may be a risk to the public or to collection system workers.

The collection system owner or operator should have written procedures which address all of the

---



*Guide for Evaluating CMOM Programs at Sanitary Sewer Collection Systems*

---

above issues and are made available to employees. In addition to training, safety programs should incorporate procedures to enforce the program. For example, this could include periodic tests or “pop” quizzes to monitor performance and/or compliance and follow-up on safety related incidents.

**Reviewer - Point to Note**

The reviewer should, in the course of interviewing personnel, determine their familiarity with health and safety procedures according to their job description.

The owner or operator should maintain all of the safety equipment necessary for system staff to perform their daily activities and also undertake any emergency repairs. This equipment should include, at minimum:

- Atmospheric gas testing equipment
- Respirators and/or self-contained breathing apparatus
- Full body harness
- Tripods or non-entry rescue equipment
- Hard hats
- Safety glasses
- Rubber boots
- Rubber and/or disposable gloves
- Antibacterial soap
- First aid kit
- Protective clothing
- Confined space ventilation equipment
- Traffic and/or public access control equipment
- Hazardous gas meter

Each field crew vehicle should have adequate health and safety supplies. If the reviewer has access to the municipal vehicle storage area, he or she might choose to check actual vehicle stocks, not just supplies in storage.

**2.2.5 Emergency Preparedness and Response**

The collection system owner or operator should have a comprehensive plan in place for dealing with both routine and catastrophic emergencies. Routine emergencies include situations such as overflowing manholes, line breaks, localized electrical failure, and power outages at pump stations. Catastrophic emergencies include floods, tornados, earthquakes, other natural events, serious chemical spills, or widespread electrical



SSOs can include overflows out of manholes onto city streets, sidewalks, and surrounding areas (photo: U.S. EPA).

*Guide for Evaluating CMOM Programs at Sanitary Sewer Collection Systems*

---

failure. Ideally, this plan is written, reviewed, and adjusted as needed at periodic intervals.

The reviewer should determine if the emergency response plan generally follows the guidelines described below. The location where the plan is housed may vary but, in general, such a document should be available in the yard office or other building commonly accessible to and frequented by collection system personnel. The emergency preparedness and response procedures may be contained in the collection system's O&M manual, or may be reflected in the descriptions of equipment and unit operations. Putting emergency procedures in a stand-alone document, rather than combining it with other information in the O&M manual, makes it easier for collection system personnel to find information.

The plan should utilize the most current information on the collection system. For larger systems, a structured analysis, or *risk assessment*, should be made of the collection system, treatment plant, and the community. The risk assessment should identify areas where the collection system is vulnerable to failure and determine the effect and relative severity to collection systems operations, equipment and public safety, and health of such a failure. The risk assessment should concentrate on such factors as topography, weather, sewer system size, and other site-specific factors which reflect the unique characteristics of the system. Once the areas of vulnerability are known, the collection system owner or operator should have appropriate plans in place to ensure collection system operations continue for the duration of the emergency.

The plans must clearly identify the steps staff should take in the event of emergency situations. Plans should include information on when it is appropriate to initiate and cease emergency operations. The plans should be very specific as to the collection system or repair equipment involved. Instructions should be available which explain how to operate equipment or systems during an emergency event when they are not functioning as intended but are not fully inoperable. The plan should also include specific procedures for reporting events that result in an overflow or other noncompliance event to the appropriate authorities.

The owner or operator should track emergency situations to become better prepared for future emergencies and to assist with reporting and maintaining compliance with emergency-related requirements. Typical components of an emergency program may include:

- General information regarding emergencies, such as telephone numbers of collection system personnel, fire department, and ambulance.
- Identification of hazards (e.g., chlorine storage areas) and use of universal classification system for hazards: combustible material, flammable liquids, energized electrical circuits, and hazardous materials.
- Vulnerability analysis that identifies the various types of emergencies that could occur, such as natural disasters, power outages, or equipment failures.
- Emergency response procedures.
- Methods to reduce risk of emergencies.
- Responsibilities of staff and management.

*Guide for Evaluating CMOM Programs at Sanitary Sewer Collection Systems*

---

- Continuous training.

Procedures for emergency response plans should be understood and practiced by all personnel in order to ensure safety of the public and the collection system personnel responding. Procedures should be specific to the type of emergency that could occur. It is important to keep detailed records of all past emergencies in order to constantly improve response training, as well as the method and timing of future responses. The ability to deal with emergencies depends on the knowledge and skill of the responding crews, in addition to availability of equipment. The crew should be able to rapidly diagnose problems in the field under stress and select the right equipment needed to correct the problem. If resources are limited, consideration should be given to contracting other departments or private industries to respond to some emergency situations, for example, those rare emergencies that would exceed the capacity of staff.

### 2.2.6 Modeling

Computer programs (modeling programs) are available that are capable of simulating the different flows within the collection system. The purpose of modeling is to determine system capacity requirements with respect to sewer design and structural conditions. Therefore the input of accurate data on sizes, location, elevation, and condition of sewer system components such as pipes, manholes, and pump stations is necessary. When possible, flow monitoring data should be used to calibrate the model.

Modeling is also useful in examining effects before and after rehabilitation. For example, models can be applied to “before” and “after” scenarios to estimate the effects of repairs. If a collection system is not experiencing any capacity related issues (i.e., overflows, bypasses, basement backups, street flooding, hydraulic overload at the treatment plant, etc.) then maintenance of a model may be optional for that system, although most medium and large systems should maintain a model of the larger diameter portion of their system. If any of the mentioned conditions are occurring then development and maintenance of a model is essential to performing a capacity assessment in the problem areas.

#### **Reviewer - Point to Note**

The reviewer should determine whether a model used by the owner or operator:

- Has user support
- Has adequate documentation such as a user’s manual that describes data input requirements, output to be expected, model capabilities and limitations, and hardware

Computer modeling is a specialized and complex subject. The reviewer may not have a comprehensive knowledge of modeling. If this is the case the he or she should obtain the following basic information:

- Is the owner or operator using a model?
- What areas of the collection system are being modeled and why?
- What model (including the version) is being used? Who developed the model and when?

*Guide for Evaluating CMOM Programs at Sanitary Sewer Collection Systems*

---

- How are the modeling results being used?

**2.2.7 Mapping**

The importance of maintaining accurate, current maps of the collection system cannot be overstated. Efficient collection system maintenance and repairs are unlikely if mapping is not adequate. Collection system maps should clearly indicate the information that personnel need to carry out their assignments. The collection system maps should contain information on the following:

- Main, trunk and interceptor sewers
- Building/house laterals
- Manholes
- Cleanouts
- Force mains
- Pump stations
- Service area boundaries
- Other landmarks (roads, water bodies, etc.)

Collection system maps should have a numbering system which uniquely identifies all manholes and sewer cleanouts. The system should be simple and easy to understand. Manholes and sewer cleanouts should have permanently assigned numbers and never be renumbered. Maps should also indicate the property served and reference its cleanout.

Sewer line maps should indicate the diameter, the length between the centers of manholes, and the slope or direction of flow. The dimensions of easements and property lines should be included on the maps. Other information that should be included on maps are access and overflow points, a scale, and a north arrow. All maps should have the date the map was drafted and the date of the last revision. Although optional, maps often include materials of pipe construction. Maps may come in different sizes and scales to be used for different purposes. Detailed local maps may be used by maintenance or repair crews to perform the duties. However, these detailed local maps should be keyed to one overall map that shows the entire system.

Geographic Information System (GIS) technology have made the mapping and map updating process considerably more efficient. GIS is a computerized mapping program capable of combining mapping with detailed information about the physical

**Key Design Characteristics**

- Line locations, grades, depths, and capacities
- Maximum manhole spacing and size
- Minimum pipe size
- Pumping Station dimensions and capacities
- Drop manholes
- Flow velocities and calculations (peak flow and low-flow)
- Accessibility features
- Other technical specifications (e.g., materials, equipment)

*Guide for Evaluating CMOM Programs at Sanitary Sewer Collection Systems*

---

structures within the collection system. If a GIS program is being used by the owner or operator, the reviewer should ask if the program is capable of accepting information from the owner or operator's management program.

Specific procedures should be established for correction of errors and updating maps and drawings. Field personnel should be properly trained to recognize discrepancies between field conditions and map data and record changes necessary to correct the existing mapping system. Reviewers should check to see that maps and plans are available to the personnel in the office and to field personnel or contractors involved in all engineering endeavors.

### **2.2.8 New Construction**

The owner or operator should maintain strict control over the introduction of flows into the system from new construction. New construction may be public (i.e., an expansion of the collection system) or private (i.e., a developer constructing sewers for a new development). Quality sanitary sewer designs keep costs and problems associated with operations, maintenance, and construction to a minimum. Design flaws are difficult to correct once construction is complete. The reviewer should be aware that this has historically not been adequately addressed in some collection systems. The owner or operator should have standards for new construction, procedures for reviewing designs and protocols for inspection, start-up, testing, and approval of new construction. The procedures should provide documentation of all activities, especially inspection. Reviewers should examine construction inspection records and be able to answer the following:

- Does the volume of records seem reasonable given system size?
- Do records reflect that the public works inspectors are complying with procedures?

The state or other regulatory authority may also maintain standards for new construction. The standards held by the owner or operator should be at least as stringent. Start-up and testing should be in accordance with the manufacturers' recommendation where applicable and with recognized industry practices. Each step of the review, start-up, testing, and approval procedures should be documented.

The owner or operator approval procedure should reflect future ease of maintenance concerns. After construction is complete, a procedure for construction testing and inspection should be used. Construction supervision should be provided by qualified personnel such as a registered professional engineer.

### **2.2.9 Pump Stations**

Proper operation, maintenance, and repair of pump stations typically requires special electrical, hydraulic, and mechanical knowledge. Pump station failure may damage equipment, the environment, or endanger public health. Variation in equipment types, pump station

*Guide for Evaluating CMOM Programs at Sanitary Sewer Collection Systems*

---

configuration, and geographical factors determine pump station design and O&M requirements.

The reviewer should verify that the O&M manual contains procedures in writing for the following:

- Are pumps rotated manually or automatically? If manually, how frequently?
- Are wet well operating levels set to limit pump starts and stops?
- Is there a procedure for manipulating pump operations (manually or automatically) during wet weather to increase in-line storage of wet weather flows?
- Is flow monitoring provided? How is the data collected used?
- Does the pump station have capacity-related overflows? Maintenance related overflows? Is overflow monitoring provided?
- Is there a history of power outages? Is there a source of emergency power? If the emergency power source is a generator, is it regularly exercised under load?

### **2.3 Equipment and Collection System Maintenance**

Every collection system owner or operator should have a well-planned, systematic, and comprehensive maintenance program. The goals of a maintenance program should include:

- Prevention of overflows
- Maximization of service and system reliability at minimum cost
- Assurance of infrastructure sustainability (i.e., ensure all components reach their service life)

There should then be procedures which describe the maintenance approach for various systems. In addition, there should be detailed instructions for the maintenance and repair of individual facilities. These instructions should provide a level of detail such that any qualified collection system personnel or repair technician could perform the repair or maintenance activity.

Maintenance may be planned or unplanned. There are essentially two types of planned maintenance; predictive and preventive. Predictive maintenance is a method that tries to look for early warning signs of equipment failure such that emergency maintenance is avoided. Preventive maintenance consists of scheduled maintenance activities performed on a regular basis. There are two types of unplanned maintenance, corrective and emergency. Corrective maintenance consists of scheduled repairs to problems identified under planned or predictive maintenance. Emergency maintenance are activities (typically repairs) performed in response to a serious equipment or line failure where action must be taken immediately. The goal of every owner or operator should be to reduce corrective and emergency maintenance through the use of planned and predictive maintenance. The reviewer should evaluate the progress of the owner or operator in achieving that goal. The goals of the reviewer in assessment of the maintenance program are:

*Guide for Evaluating CMOM Programs at Sanitary Sewer Collection Systems*

---

- Identify SSOs caused by inadequate maintenance
- Determine maintenance trends (i.e., frequent emergency maintenance performed as opposed to predictive maintenance)
- Identify sustainability issues (i.e., inadequate maintenance to allow system components to reach service life and/or many components nearing or at service life)

### **2.3.1 Maintenance Budgeting**

The cost of a maintenance program is a significant part of the annual operating budget. The collection system owner or operator should track all maintenance costs incurred throughout the year, both by internal staff and contractors, to ensure that the budget is based on representative costs from past years. Budgets should be developed from past cost records which usually are categorized according to preventive maintenance, corrective maintenance, and projected and actual major repair requirements. Annual costs should be compared to the budget periodically to control maintenance expenditures.

The reviewer should evaluate the maintenance budget keeping in mind the system's characteristics, such as age. Costs for emergency repairs should be a relatively small percentage of the budget; five to ten percent would not be considered excessive. The establishment of an "emergency reserve" may also be included as part of the maintenance budget. This is especially useful where full replacement is not funded. The budget should also be considered in light of maintenance work order backlog. The labor budget should be evaluated for consistency with local pay rates and staffing needs and the reviewer should compare local pay rates and staffing needs according to the tables in Section 2.1.1.

### **2.3.2 Planned and Unplanned Maintenance**

A planned maintenance program is a systematic approach to performing maintenance activities so that equipment failure is avoided. Planned maintenance is composed of predictive and preventive maintenance. In the end, a good planned maintenance program should reduce material and capital repair and replacement costs, improve personnel utilization and morale, reduce SSOs, and sustain public confidence.

Examples of predictive maintenance includes monitoring equipment for early warning signs of impending failure, such as excess vibration, heat, dirty oil, and leakage. Assessment and inspection activities can be classified as predictive maintenance. Vibration and lubrication analyses, thermography, and ultrasonics are among the more common predictive maintenance tools. Predictive maintenance also takes into account historical information about the system as all systems will deteriorate over time. A predictive maintenance program strives to identify potential problem areas and

**Reviewer - Point to Note**

The reviewer should inquire as to whether tools such as vibration and lubrication analysis, thermography, or ultrasonics are used, and obtain information on the extent of the programs.

*Guide for Evaluating CMOM Programs at Sanitary Sewer Collection Systems*

---

uncover trends that could affect equipment performance. Predictive maintenance offers an early warning. It allows collection system personnel to detect early signs of increasing rates of wear and therefore failure, and thus shift a “corrective” task into a “planned” task. To be truly effective predictive, however, maintenance should not spur personnel into doing the work too soon and wasting useful life and value of the equipment in question.

The basis of a good predictive maintenance program is recordkeeping. Only with accurate recordkeeping can baseline conditions be established, problem areas identified, and a proactive approach taken to repairs and replacement.

Effective preventive maintenance minimizes system costs and environmental impacts by reducing breakdowns and thus the need for corrective or emergency maintenance, improves reliability by minimizing the time equipment is out of service, increases the useful life of equipment thus avoiding costly premature replacement, and avoids potential noncompliance situations. An effective preventive maintenance program includes:

- Trained personnel
- Scheduling based on system specific knowledge
- Detailed instructions related to the maintenance of various pieces of equipment
- A system for recordkeeping
- System knowledge in the form of maps, historical knowledge and records

An effective preventive maintenance program builds on the inspection activities and predictive maintenance described in Sections 2.4.1 to 2.4.4, and includes a well thought-out schedule for these activities.

The basis of the schedule for mechanical equipment maintenance (i.e., pump station components) should be the manufacturers’ recommended activities and frequencies. This schedule may then be augmented by the knowledge and experience of collection system personnel to reflect the site-specific requirements. The schedule for sewer line cleaning, inspection, root removal, and repair activities should be based on periodic inspection data. In most systems, uniform frequencies for sewer line cleaning, inspection, and root removal are not necessary and inefficient. In many systems, a relatively small percentage of the pipe generates most of the problems. Efficient use of inspection data allows the owner or operator to implement a schedule in the most constructive manner. In rare cases it may be appropriate to reduce maintenance frequency for a particular piece of equipment. An example of a scheduling code and maintenance schedule for a pump is shown below:

**Lubrication**

Lubrication is probably one of the most important maintenance activities for mechanical systems, such as pumps and motors. Frequency of lubrication, choice of lubricant and lubrication procedure are all important factors in this activity. These items should closely follow manufacturer instructions, but may be modified to fit site-specific conditions and particular equipment applications.



*Guide for Evaluating CMOM Programs at Sanitary Sewer Collection Systems*

---

<b>Rotary Pump Maintenance Schedule</b>	
<b>Frequency</b>	<b>Maintenance Required</b>
D	Check packing gland assembly
D	Check discharge pressure
S	Inspect and lubricate bearings
A	Flush bearings and replace lubricant

D = Daily

A = Annually

S = Semiannually

Typically, there is a maintenance card or record for each piece of equipment within the collection system. These records should contain maintenance recommendations, schedule, and instructions on conducting the specific maintenance activity. The records should include documentation regarding any maintenance activities conducted to date and other observations related to that piece of equipment or system. Maintenance records are generally kept where maintenance personnel have easy access to them. The reviewer should examine the full series of periodic work orders (i.e. weekly, monthly, semiannually, and annually) for a selection of system components (e.g., a few pump stations, several line segments). The reviewer should then compare the recommended maintenance frequency to that which is actually performed. He or she should also look at the backlog of work; not focusing solely on the number of backlogged work orders, but on what that number represents in time. A very large system can have a hundred orders backlogged and only be one week behind. In a computerized system, a listing of all open work orders is usually very simple for collection system personnel to generate. The owner or operator should be able to explain their system for prioritizing work orders.

The reviewer needs to clearly understand the following:

- How the maintenance data management system works
- How work orders are generated and distributed
- How field crews use the work orders
- How data from the field is collected and returned
- How and on whose authority work orders are closed out

The reviewer should check to see if data entry is timely and up to date.

Unplanned maintenance is that which takes place in response to equipment breakdowns or emergencies. Unplanned maintenance may be corrective or emergency maintenance. Corrective maintenance could occur as a result of preventive or predictive maintenance activities which identified a problem situation. A work order should be issued so that the request for corrective maintenance is directed to the proper personnel. An example of non-emergency corrective maintenance could be a broken belt on a belt driven pump. The worn belt was not detected and

*Guide for Evaluating CMOM Programs at Sanitary Sewer Collection Systems*

---

replaced through preventive maintenance and therefore the pump is out of service until corrective maintenance can be performed. Although the pump station may function with one pump out of service, should another pump fail, the situation may become critical during peak flow periods.

If the information can be easily generated the reviewer should select a sampling of work orders and compare them to the corrective maintenance database to determine if repairs are being made in a timely manner. Reviewers should note the current backlog of corrective maintenance work orders. A corrective maintenance backlog of two weeks or less would indicate an owner or operator in control of corrective maintenance. The owner or operator should be able to explain corrective maintenance work orders that have not been completed within six months.

Corrective maintenance takes resources away from predictive and preventive maintenance. When corrective maintenance becomes a predominant activity, personnel may not be able to perform planned maintenance, thus leading to more corrective maintenance and emergency situations. Emergency maintenance occurs when a piece of equipment or system fails, creating a threat to public health, the environment, or associated equipment. This type of maintenance involves repairs, on short notice, of malfunctioning equipment or sewers. A broken force main, totally non-functional pump station, and street cave-ins are all examples of emergency situations.

**Types of Portable Emergency Equipment**

- Bypass pumps
- Portable generator
- Air compressor, trailer-mounted
- Manhole lifters and gas testing equipment
- Sewer rodder and/or flushing machine
- Portable lights and hand tools
- Chemical spray units (for insects and rodent control)
- Truck (1-ton) and trailers
- Vacuum truck
- Repair equipment for excavation (backhoe, shoring equipment, concrete mixers, gasoline operated saws, traffic control equipment, etc.)
- Confined space entry gear

Emergency crews should be geared to a 24-hour-a-day, year-round operation. Most large systems have staffed 24-hour crews; many small systems have an “on-call” system. The owner or operator should be able to produce written procedures which spell out the type of action to take in a particular type of emergency and the equipment and personnel requirements necessary to carry out the action. The crews should have copies of these procedures and be familiar with them. Equipment must be located in an easily accessible area and be ready to move in a short period of time. Vehicles and equipment must be ready to perform, under extreme climatic conditions if necessary. The emergency crew

**Reviewer - Point to Note**

The reviewer should note the presence of supplies during the review of the yard where equipment and spare parts are maintained and personnel are dispatched.

*Guide for Evaluating CMOM Programs at Sanitary Sewer Collection Systems*

---

may need materials such as piping, pipe fittings, bedding materials and concrete. The owner or operator should have supplies on hand to allow for two point (i.e. segment, fitting, or appurtenance) repairs of any part of its system.

Pump stations should be subject to inspection and preventive maintenance on a regular schedule. The frequency of inspection may vary from once a week, for a reliable pump station equipped with a telemetry system, to continuous staffing at a large pump station. The basic inspection should include verification that alarm systems are operating properly, wet well levels are properly set, all indicator lights and voltage readings are within acceptable limits, suction and discharge pressures are within normal limits, that the pumps are running without excessive heat or vibration and have the required amount of lubrication, and that the emergency generator is ready if needed. Less frequent inspections may include such items as vibration analysis and internal inspection of pump components.

**Owner or Operator - Point to Note**  
Occasionally a supervisor should perform an unscheduled inspection to confirm that tasks have been performed as expected.

Observations and tasks performed should be recorded in a log book or on a checklist at the pump station. It is important to note how this data returns to the central maintenance data management system. At the time of the inspection, collection system personnel may perform minor repairs if necessary. If non-emergency repairs are required that are beyond the staff's training, it will probably be necessary to prepare a work order which routs a request though the proper channels to initiate the repair action. During the review the reviewer should check a random number of work orders to see how they move through the system. The reviewer should note whether repairs are being carried out promptly. In pump stations, for critical equipment (pumps, drives, power equipment, and control equipment), there should not be much backlog, unless the staff is waiting for parts.

During the review, the reviewer should also make on-site observations of a representative pump stations. The reviewer should plan at least half an hour to look at the simplest two-pump prefabricated station, and one to two hours to look at a larger station. In large systems, drive time between stations may be significant. The reviewer should strive to see a range of pump station sizes and types (i.e., the largest, smallest, most remote and any that review of work orders has indicated might be problematic).

Overall, the pump station should be clean, in good structural condition and exhibit minimal odor. The reviewer should note the settings of the pumps (i.e., which are operating, which are on stand-by, and which are not operating and why). The operating pumps should be observed for noise, heat, and excessive vibration. The settings in the wet well should be noted (as indicated on the controls, as direct observation of the reviewer in the wet well is not recommended) and the presence of any flashing alarm lights. The reviewer is reminded of the atmospheric hazards in a pump station (make sure ventilation has been running prior to arrival) and to avoid confined

*Guide for Evaluating CMOM Programs at Sanitary Sewer Collection Systems*

---

space entry. If the pump station has an overflow its outlet should be observed, if possible, for signs of any recent overflows such as floatable materials or toilet paper. The reviewer should check the log book and/or checklist kept at the pump station to ensure that records are current and all maintenance activities have been performed. Below is a listing of items that indicate inadequate maintenance:

- Overall poor housekeeping and cleanliness
- Excessive grease accumulation in wet well
- Excessive corrosion on railings, ladders, and other metal components
- Sagging, worn, improperly sized, or inadequate belts
- Excessive equipment out of service for repair or any equipment for which repair has not been ordered (i.e., a work order issued)
- Pumps running with excessive heat, vibration, or noise
- Peeling paint and/or dirty equipment (the care given to equipment’s outer surfaces often, but not always, mirrors internal condition)
- Check valves not closing when pumps shut off
- Inoperative instrumentation, alarms, and recording equipment
- “Jury-rigged” repairs (i.e., “temporary” repairs using inappropriate materials)
- Leakage from pumps, piping, or valves (some types of pump seals are designed to “leak” seal water)
- Inadequate lighting or ineffective/inoperative ventilation equipment

**2.3.3 Sewer Cleaning**

The purpose of sewer cleaning is to remove accumulated material from the sewer. Cleaning helps to prevent blockages and is also used to prepare the sewer for inspections. Stoppages in gravity sewers are usually caused by a structural defect, poor design, poor construction, an accumulation of material in the pipe (especially grease), or root intrusion. Protruding traps (lateral sewer connections incorrectly installed so that they protrude into the main sewer) may catch debris which then causes a further buildup of solids that eventually block the sewer. If the flow is less than approximately 1.0 to 1.4 feet per second, grit and solids can accumulate leading to a potential blockage.

<b>Results of Various Flow Velocities</b>	
<u>Velocity</u>	<u>Result</u>
2.0 ft/sec.....	Very little material buildup in pipe
1.4-2.0 ft/sec.....	Heavier grit (sand and gravel) begin to accumulate
1.0-1.4 ft/sec.....	Inorganic grit and solids accumulate
Below 1.0 ft/sec.....	Significant amounts of organic and inorganic solids accumulate
(EPA 1974)	

There are three major methods of sewer cleaning: hydraulic, mechanical, and chemical.

---

*Guide for Evaluating CMOM Programs at Sanitary Sewer Collection Systems*

Hydraulic cleaning (also referred to as flushing) refers to any application of water to clean the pipe. Mechanical cleaning uses physical devices to scrape, cut, or pull material from the sewer. Chemical cleaning can facilitate the control of odors, grease buildup, root growth, corrosion, and insect and rodent infestation. For additional information on sewer cleaning methods refer to Volumes I and II of *Operation and Maintenance of Wastewater Collection Systems* (CSU Sacramento 1996 and 1998).

The backbone of an effective sewer cleaning program is accurate recordkeeping. Accurate recordkeeping provides the collection system owner or operator with information on the areas

**Sewer Cleaning Records**

- Date, time, and location of stoppage or routine cleaning activity
- Method of cleaning used
- Cause of stoppage
- Identity of cleaning crew
- Further actions necessary and/or initiated
- Weather conditions



Root and grease buildup can cause blockages in a sewer system [photo: North Carolina Department of Natural Research (NCDNR)].

of the collection system susceptible to stoppages such that all portions of the system can be on an appropriate schedule. The reviewer should examine the records for legibility and completeness. He or she should then review the database to determine if entry of the field notes is current and accurate.

Sewers vary widely in their need for preventive cleaning. The collection system in a restaurant district may require cleaning every six months in order to prevent grease blockages. An area of the sewer system with new PVC piping and no significant grease contribution with reasonable and consistent slopes (i.e., no sags) may be able to go five years with no problems.

The owner or operator should be able to identify problem collection system areas, preferably on a map. Potential problem areas identified should include those due to grease or industrial discharges, hydraulic

bottlenecks in the collection system, areas of poor design (e.g., insufficiently sloped sewers), areas prone to root intrusion, sags, and displacements. The connection between problem areas in the collection system and the preventive maintenance cleaning schedule should be clear. The owner or operator should also be able to identify the number of stoppages experienced per mile of sewer pipe. If the system is experiencing a steady increase in stoppages, the reviewer should try to determine the cause (i.e., lack of preventive maintenance funding, deterioration of the sewers due to age, an increase in grease producing activities, etc).

*Guide for Evaluating CMOM Programs at Sanitary Sewer Collection Systems*

---

**2.3.4 Parts and Equipment Inventory**

An inventory of spare parts, equipment, and supplies should be maintained by the collection system owner or operator. The inventory should be based on equipment manufacturer's recommendations, supplemented by historical experience with maintenance and equipment problems. Without such an inventory, the collection system may experience long down times or periods of inefficient operation in the event of a breakdown or malfunction.

Files should be maintained on all pieces of equipment and major tools. The owner or operator should have a system to assure that each crew always has adequate tools. Tools should be subject to sign out procedures to provide accountability. Tools and equipment should be replaced at the end of their useful life. The reviewer should inquire as to how this is determined and how funds are made available to ensure this is the case. In addition, the reviewer should look at the tools and note their condition.

**Basic Equipment Inventory**

- Type, age, and description of the equipment
- Manufacturer
- Fuel type and other special requirements
- Operating costs and repair history

The owner or operator should maintain a yard where equipment, supplies, and spare parts are maintained and personnel are dispatched. Very large systems may maintain more than one yard. In this case, the reviewer should perform a visual survey at the main yard. In small to medium size systems, collection system operations may share the yard with the department of public works, water department, or other municipal agencies. In this case the reviewer should determine what percentage is being allotted for collection system items. The most important features of the yard are convenience and accessibility.

The reviewer should observe a random sampling of inspection and maintenance crew vehicles for equipment as described above. A review of the equipment and manufacturer's manuals aids in determining what spare parts should be maintained. The owner or operator should then consider the frequency of usage of the part, how critical the part is, and finally how difficult the part is to obtain when determining how many of the part to keep in stock. Spare parts should be kept in a clean, well-protected stock room. Critical parts are those which are essential to the operation of the collection system. Similar to equipment and tools management, a tracking system should be in place, including procedures on logging out materials, when maintenance personnel must use them. The owner or operator should be able to produce the spare parts inventory and clearly identify those parts deemed critical. The reviewer should evaluate the inventory and selected items in the stockroom to determine whether the specified number of these parts are being maintained.

**Owner or Operator - Point to Note**

The owner or operator should have a procedure for determining which spare parts are critical.

*Guide for Evaluating CMOM Programs at Sanitary Sewer Collection Systems*

---

## 2.4 Sewer System Capacity Evaluation - Testing and Inspection

The collection system owner or operator should have a program in place to periodically evaluate the capacity of the sewer system in both wet and dry weather flows and ensure the capacity is maintained as it was designed. The capacity evaluation program builds upon ongoing activities and the everyday preventive maintenance that takes place in a system. The capacity evaluation begins with an inventory and characterization of the system components. The inventory should include the following basic information about the system:

- Population served
- Total system size (feet or miles)
- Inventory of pipe length, size, material and age, and interior and exterior condition as available
- Inventory of appurtenances such as bypasses, siphons, diversions, pump stations, tide or flood gates and manholes, etc., including size or capacity, material and age, and condition as available
- Force main locations, length, size and materials, and condition as available
- Pipe slopes and inverts
- Location of house laterals - both upper and lower

The system then undergoes general inspection (described below in Sections 2.4.1 to 2.4.4) which serves to continuously update and add to the inventory information.

The next step in the capacity evaluation is to identify the location of wet weather related SSOs, surcharged lines, basement backups, and any other areas of known capacity limitations. These areas warrant further investigation in the form of flow and rainfall monitoring and inspection procedures to identify and quantify the problem. The reviewer should determine that the capacity evaluation includes an estimate peak flows experienced in the system, an estimate of the capacity of key system components, and identifies the major sources of I/I that contribute to hydraulic overloading events. The capacity evaluation should also make use of a hydraulic model, if any, to identify areas with hydraulic limitations and evaluate alternatives to alleviate capacity limitations. Short and long term alternatives to address hydraulic deficiencies should be identified, prioritized, and scheduled for implementation.



A sewer inspection is an important part of a sewer system capacity evaluation (photo: N.J. Department of Environmental Protection).

### **2.4.1 Flow Monitoring**

Fundamental information about the collection system is obtained by flow monitoring. Flow monitoring provides information on dry weather flows as well as areas of the collection system potentially affected by I/I. Flow measurement may also be performed for billing purposes, to assess the need for new sewers in a certain area, or to calibrate a model. There are three techniques commonly used for monitoring flow rates: (1) permanent and long-term, (2) temporary, and (3) instantaneous. Permanent installations are done at key points in the collection system such as the discharge point of a satellite collection system, pump stations, and key junctions. Temporary monitoring consists of flow meters typically installed for 30-90 days. Instantaneous flow metering is performed by collection system personnel, one reading is taken and then the measuring device is removed. The collection system owner or operator should have a flow monitoring plan that describes their flow monitoring strategy or should at least be able to provide the following information:

- Purpose of the flow monitoring
- Location of all flow meters
- Type of flow meters
- Flow meter inspection and calibration frequency

A flow monitoring plan should provide for routine inspection, service, and calibration checks (as opposed to actual calibration). In some cases, the data is calibrated rather than the flow meter. Checks should include taking independent water level (and ideally velocity readings), cleaning accumulated debris and silt from the flow meter area, downloading data (sometimes only once per month), and checking the desiccant and battery state. Records of each inspection should be maintained.

Flow measurements performed for the purpose of quantifying I/I are typically separated into three components: base flow, infiltration, and inflow. Base flow is generally taken to mean the wastewater generated without any I/I component. Infiltration is the seepage of groundwater into pipes or manholes through defects such as cracks, broken joints, etc. Inflow is the water which enters the sewer through direct connections such as roof leaders, direct connections from storm drains or yard, area, and foundation drains, the holes in and around the rim of manhole covers, etc. Many collection system owners or operators add a third classification: rainfall induced infiltration (RII). RII is stormwater that enters the collection system through defects that lie so close to the ground surface that they are easily reached. Although not from piped sources, RII tends to act more like inflow than infiltration.

In addition to the use of flow meters, which may be expensive for a small owner or operator, other methods of inspecting flows may be employed such as visually monitoring manholes during low-flow periods to determine areas with excessive I/I. For a very small system, this technique may be an effective and low-cost means of identifying problem areas in the system which require further investigation.



---

*Guide for Evaluating CMOM Programs at Sanitary Sewer Collection Systems*

---

The owner or operator should have in place a program for the efficient identification of excessive I/I. The program should look at the wastewater treatment plant, pump stations, permanent meter flows, and rainfall data to characterize peaking factors for the whole system and major drainage basins. The reviewer should evaluate the program including procedures and records associated with the flow monitoring plan. Temporary meters should be used on a “roving” basis to identify areas with high wet weather flows. Areas with high wet weather flows should then be subject to inspection and rehabilitation activities.

### **2.4.2 Sewer System Testing**

Sewer system testing techniques are often used to identify leaks which allow unwanted infiltration into the sewer system and determine the location of illicit connections and other sources of stormwater inflow. Two commonly implemented techniques include smoke testing and dyed water testing. Regardless of the program(s) implemented by the owner or operator, the reviewer should evaluate any procedures and records that have been established for these programs. The reviewer should also evaluate any public relations program and assess how the owner or operator communicates with the public during these tests (i.e., when there is a possibility of smoke entering a home or building).

**Smoke testing** is a relatively inexpensive and quick method of detecting sources of inflow in sewer systems, such as down spouts, or driveway and yard drains and works best suited for detecting cross connections and point source inflow leaks. Smoke testing is not typically used on a routine basis, but rather when evidence of excessive I/I already exists. With each end of the sewer of interest plugged, smoke is introduced into the test section, usually via a manhole. Sources of inflow can then be identified when smoke escapes through them.

#### **Areas Usually Smoke Tested**

- Drainage paths
- Ponding areas
- Roof leaders
- Cellars
- Yard and area drains
- Fountain drains
- Abandoned building sewers
- Faulty service connections

If the collection system owner or operator implements a regular program of smoke testing, the program should include a public notification procedure. The owner or operator should also have procedures to define:

- How line segments are isolated
- The maximum amount of line to be smoked at one time
- The weather conditions in which smoke testing is conducted (i.e., no rain or snow, little wind and daylight only)

The results of positive smoke tests should be documented with carefully labeled photographs. Building inspections are sometimes conducted as part of a smoke testing program and, in some cases, may be the only way to find illegal connections. If properly connected to the sanitary sewer system, smoke should exit the vent stacks of the surrounding properties. If traces of the

---

---

*Guide for Evaluating CMOM Programs at Sanitary Sewer Collection Systems*

---


smoke or its odor enter the building, it is an indication that gases from the sewer system may also be entering. Building inspections can be labor intensive and require advanced preparation and communication with the public.

**Dyed water testing** may be used to establish the connection of a fixture or appurtenance to the sewer. It is often used to confirm smoke testing or to test fixtures that did not smoke. As is the case with smoke testing, it is not used on a routine basis but rather in areas that have displayed high wet weather flows. Dyed water testing can be used to identify structurally damaged manholes that might create potential I/I problems. This is accomplished by flooding the area close to the suspected manholes with dyed water and checking for entry of dyed water at the frame-chimney area, cone/corbel, and walls of the manhole.

### **2.4.3 Sewer System Inspection**

Visual inspection of manholes and pipelines are the first line of defense in the identification of existing or potential problem areas. Visual inspections should take place on both a scheduled basis and as part of any preventive or corrective maintenance activity. Visual inspections provide additional information concerning the accuracy of system mapping, the presence and degree of I/I problems, and the physical state-of-repair of the system. By observing the manhole directly and the incoming and outgoing lines with a mirror, it is possible to determine structural condition, the presence of roots, condition of joints, depth of debris in the line, and depth of flow. The reviewer should examine the records of visual inspections to ensure that the following information is recorded:

- Manhole identification number and location
- Cracks or breaks in the manhole or pipe (inspection sheets and/or logs should record details on defects)
- Accumulations of grease, debris, or grit
- Wastewater flow characteristics (e.g., flowing freely or backed up)
- Inflow
- Infiltration (presence of clear water in or flowing through the manhole)
- Presence of corrosion
- Offsets or misalignments
- Condition of the frame
- Evidence of surcharge
- Atmospheric hazard measurements (especially hydrogen sulfide)
- If repair is necessary, a notation as to whether a work order has been issued



Damage to the sewer system infrastructure, such as this broken manhole cover allows stormwater into the sewer system (photo: Limno-Tech, Inc.)

*Guide for Evaluating CMOM Programs at Sanitary Sewer Collection Systems*

---

Manholes should undergo routine inspection typically every one to five years. There should be a baseline for manhole inspections (e.g., once every two years) with problematic manholes being inspected more frequently. The reviewer should conduct visual observation at a small but representative number of manholes for the items listed above.

There are various pipeline inspection techniques, the most common include: lamping, camera inspection, sonar, and CCTV. These will be explained further in the following sections.

#### ***2.4.3.1 Sewer System Inspection Techniques***

Sewer inspection is an important component of any maintenance program. There are a number of inspection techniques that may be employed to inspect a sewer system. The reviewer should determine if a inspection program includes frequency and schedule of inspections and procedures to record the results. Sewer system cleaning should always be considered before inspection is performed in order to provide adequate clearance and inspection results. Additionally, a reviewer should evaluate records maintained for inspection activities including if information is maintained on standardized logs and should include:

- Location and identification of line being inspected
- Pipe size and type
- Name of personnel performing inspection
- Distance inspected
- Cleanliness of the line
- Condition of the manhole with pipe defects identified by footage from the starting manhole
- Results of inspection, including estimates of I/I

**Lamping** involves lowering a still camera into a manhole. The camera is lined up with the centerline of the junction of the manhole frame and sewer. A picture is the taken down the pipe with a strobe-like flash. A disadvantage of this technique is that only the first 10-12 feet of the pipe can be inspected upstream and downstream of the access point. Additionally, it has limited use in small diameter sewers. The benefits of this technique include not requiring confined space entry and little equipment and set-up time is required.

**Camera inspection** is more comprehensive then lamping in that more of the sewer can be viewed. A still camera is mounted on a floatable raft and released into a pipe. The camera takes pictures with a strobe-like flash as it floats through the sewer pipe. This technique is often employed in larger lines where access points are far apart. Similarly to lamping, portions of the pipe may still be missed using this technique. Obviously, there also must be flow in the pipe for the raft to float. This technique also does not fully capture the invert of the pipe and its condition.

**Sonar** is a newer technology deployed similarly to CCTV cameras, described in more detail below. The sonar emits a pulse which bounces off the walls of the sewer. The time it takes for

*Guide for Evaluating CMOM Programs at Sanitary Sewer Collection Systems*

---

this pulse to bounce back provides data providing an image of the interior of the pipe including its structural condition. A benefit of this technique is that it can be used in flooded or inaccessible sections of the sewer. The drawback is that the technique requires heavy and expensive equipment.

**Sewer scanner** and evaluation is an experimental technology where a 360 degree scanner produces a full digital picture of the interior of the pipe. This technique is similar to sonar in that a more complete image of a pipe can be made than with CCTV, but not all types of sewer defects may be identified as readily (i.e., infiltration, corrosion).

**Closed Circuit Television (CCTV)** inspections are a helpful tool for early detection of potential problems. This technique involves a closed-circuit camera with a light which is self-propelled or pulled down the pipe. As it moves it records the interior of the pipe. CCTV inspections may be done on a routine basis as part of the preventive maintenance program as well as part of an investigation into the cause of I/I. CCTV, however, eliminates the hazards associated with confined space entry. The output is displayed on a monitor and videotaped. A benefit of CCTV inspection is that a permanent visual record is captured for subsequent reviews.

## **2.5 Sewer System Rehabilitation**

The collection system owner or operator should have a sewer rehabilitation program. The objective of sewer rehabilitation is to maintain the overall viability of a collection system. This is done in three ways: (1) ensuring its structural integrity; (2) limiting the loss of conveyance and wastewater treatment capacity due to excessive I/I; and (3) limiting the potential for groundwater contamination by controlling exfiltration from the pipe network. The rehabilitation program should build on information obtained as a result of all forms of maintenance and observations made as part of the capacity evaluation and asset inventory to assure the continued ability of the system to provide sales and service at the least cost. The reviewer should try to gain a sense of how rehabilitation is prioritized. Priorities may be stated in the written program or may be determined through interviews with system personnel.

There are many rehabilitation methods. The choice of methods depends on pipe size, type, location, dimensional changes, sewer flow, material deposition, surface conditions, severity of I/I, and other physical factors. Non-structural repairs typically involve the sealing of leaking joints in otherwise sound pipe.

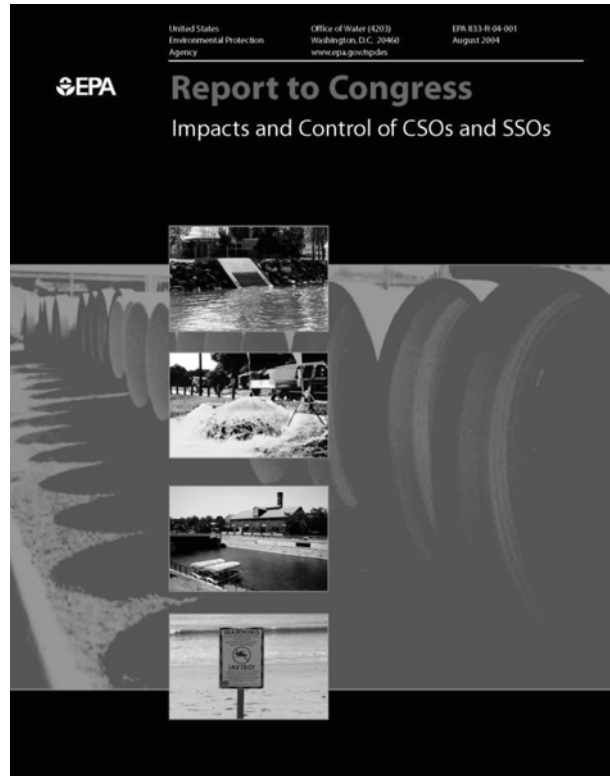
Structural repairs involve either the replacement of all or a portion of a sewer line, or the lining of the sewer. These repairs can be carried out by excavating usually for repairs limited to one or two pipe segments (these are known as point repairs) or by trenchless technologies (in which repair is carried out via existing manholes or a limited number of access excavations).

The rehabilitation program should identify the methods that have been used in the past, their success rating and methods to be used in the future. An reviewer who wants further guidance on methods of rehabilitation may consult:

*Guide for Evaluating CMOM Programs at Sanitary Sewer Collection Systems*

- Technology Description from 2004 Report to Congress (EPA 2004)
- *Operation and Maintenance of Wastewater Collection Systems*, Volumes I and II (CSU Sacramento 1996 and 1998)
- *Existing Sewer Evaluation and Rehabilitation* (WEF 1994)

The reviewer should determine the owner's or operator's policies regarding service lateral rehabilitation since service laterals can constitute a serious source of I/I. Manholes should not be neglected in the rehabilitation program. Manhole covers can allow significant inflow to enter the system because they are often located in the path of surface runoff. Manholes themselves can also be a significant source of infiltration from cracks in the barrel of the manhole.



The owner or operator should be able to produce documentation on the location and methods used for sewer rehabilitation. The reviewer should compare the rehabilitation accomplished with that recommended by the capacity evaluation program. When examining the collection system rehabilitation program, the reviewer should be able to answer the following questions:

- Is rehabilitation taking place before it becomes emergency maintenance?
- Are recommendations made as a result of the previously described inspections?
- Does the rehabilitation program take into account the age and condition of the sewers?

## **CHAPTER 3. CHECKLIST FOR CONDUCTING EVALUATIONS OF WASTEWATER COLLECTION SYSTEM CAPACITY, MANAGEMENT, OPERATION, AND MAINTENANCE (CMOM) PROGRAMS**

The following is a comprehensive checklist available for use in the review process. The checklist consists of a series of questions organized by major categories and sub-categories. The major category is followed by a brief statement describing the category. Following the sub-category is a brief clarifying statement. References are then given.

Questions are provided in a table format that includes the question, response, and documentation available.

Response is completed by using information and data acquired from the data and information request, onsite interviews, and site reviews. An alternative to this process is to transmit the entire checklist to the collection system owner or operator to complete and return electronically.

**Table of Contents**

I.	General Information - Collection System Description .....	3-4
II.	Continuing Sewer Assessment Plan .....	3-5
III.	Collection System Management .....	3-6
	A. Organizational Structure .....	3-6
	B. Training .....	3-7
	C. Communication and Customer Service .....	3-8
	D. Management Information Systems .....	3-10
	E. SSO Notification Program .....	3-11
	F. Legal Authority .....	3-12
IV.	Collection System Operation .....	3-14
	A. Budgeting .....	3-14
	B. Compliance .....	3-16
	C. Water Quality Monitoring .....	3-17
	D. Hydrogen Sulfide Monitoring and Control .....	3-18
	E. Safety .....	3-19
	F. Emergency Preparedness and Response .....	3-21
	G. Modeling .....	3-23
	H. Engineering - System Mapping and As-built Plans (Record Drawings) .....	3-24
	I. Engineering - Design .....	3-25
	J. Engineering - Capacity .....	3-26
	K. Engineering - Construction .....	3-27
	L. Pump Station Operation .....	3-28
	1. Pump Stations - Inspection .....	3-29
	2. Pump Stations - Emergencies .....	3-30
	3. Pump Stations - Emergency Response and Monitoring .....	3-31
	4. Pump Stations - Recordkeeping .....	3-32
	5. Pump Stations - Force Mains and Air/Vacuum Valves .....	3-33
V.	Collection System Maintenance .....	3-34
	A. Maintenance Budgeting .....	3-34
	B. Planned Maintenance .....	3-35
	C. Maintenance Scheduling .....	3-36
	D. Maintenance Right-of-Way .....	3-37
	E. Sewer Cleaning .....	3-38
	1. Sewer Cleaning - Cleaning Equipment .....	3-39
	2. Sewer Cleaning - Chemical Cleaning and Root Removal .....	3-40
	F. Parts Inventory .....	3-41
	G. Equipment and Tools Management .....	3-42
VI.	Management Information Systems: Performance Indicators .....	3-43
VII.	Sewer System Capacity Evaluation (SSES) .....	3-45
	A. Internal TV Inspection .....	3-45
	B. Survey and Rehabilitation (general) .....	3-46
	C. Sewer Cleaning Related to I/I Reduction .....	3-47
	D. Flow Monitoring .....	3-48
	E. Smoke Testing and Dyed Water Flooding .....	3-49

*Guide for Evaluating CMOM Programs at Sanitary Sewer Collection Systems*

---

F. Manhole Inspection .....	3-50
VIII. Rehabilitation .....	3-52
A. Manhole Repairs .....	3-52
B. Mainline Sewers .....	3-53



### I. General Information - Collection System Description

Question	Response	Documentation Available	
		Yes	No
Size of service area (acres).			
Population of service area.			
Number of pump stations.			
Feet (or miles) of sewer.			
Age of system (e.g., 30% over 30 years, 20% over 50 years, etc.).			

Comments:

## II. Continuing Sewer Assessment Plan

Question	Response	Documentation Available	
		Yes	No
Does the collection system experience problems related to I/I? How do these problems manifest themselves? (Manhole overflows, basement flooding, structure, SSOs)			
How does the owner or operator prioritize investigation, repairs and rehabilitation related to I/I?			
What methods are considered to remedy hydraulic deficiencies?			
Does the plan include a schedule for investigative activities?			
Is the plan regularly updated?			

Comments:

### III. A. Collection System Management: Organizational Structure

Question	Response	Documentation Available	
		Yes	No
Is an organizational chart available that shows the overall personnel structure for the collection system, including operation and maintenance staff?			
Are there organizational charts that show functional groups and classifications?			
Are up to date job descriptions available that delineate responsibilities and authority for each position?			
Are the following items discussed in the job descriptions: <input type="checkbox"/> nature of work to be performed, <input type="checkbox"/> minimum requirements for the position, <input type="checkbox"/> necessary special qualifications or certifications, <input type="checkbox"/> examples of the types of work, <input type="checkbox"/> list of licences required for the position, <input type="checkbox"/> performance measures or promotional potential?			
Does the organizational chart indicate how many positions are budgeted as opposed to actually filled?			
On average, how long do positions remain vacant?			
Are collection system staff responsible for any other duties, (e.g., road repair or maintenance, O&M of the storm water collection system)?			

Comments:

### III. B. Collection System Management: Training

Question	Response	Documentation Available	
		Yes	No
Is there a documented formal training program?			
Does the training program address the fundamental mission, goals, and policies of the collection system owner or operator?			
Does the owner or operator provide training in the following areas: <input type="checkbox"/> safety, <input type="checkbox"/> routine line maintenance, <input type="checkbox"/> confined space entry, <input type="checkbox"/> traffic control, <input type="checkbox"/> record keeping, <input type="checkbox"/> electrical and instrumentation, <input type="checkbox"/> pipe repair, <input type="checkbox"/> bursting CIPP, <input type="checkbox"/> public relations, <input type="checkbox"/> SSO/emergency response, <input type="checkbox"/> pump station operations and maintenance, <input type="checkbox"/> CCTV and trench/shoring, <input type="checkbox"/> other?			
Which of these programs have formal curriculums?			
Does On-the-Job (OJT) training use Standard Operating and Standard Maintenance Procedures (SOPs & SMPs)?			
Is OJT progress and performance measured?			
Does the owner or operator have mandatory training requirements identified for key employees?			
What percentage of employees met or exceeded their annual training goals during the past year?			
Which of the following methods are used to assess the effectiveness of the training: <input type="checkbox"/> periodic testing, <input type="checkbox"/> drills, <input type="checkbox"/> demonstration, <input type="checkbox"/> none?			
What percentage of the training offered by the owner or operator is in the form of the following: manufacturer training, on-the-job training, in-house classroom training, industry-wide training?			

Comments:

### III. C. Collection System Management: Communication and Customer Service

Question	Response	Documentation Available	
		Yes	No
What type of public education/outreach programs does the owner or operator have about user rates?			
Do these programs include communication with groups such as local governments, community groups, the media, schools, youth organizations, senior citizens? List applicable groups.			
Is there a public relations program in place?			
Are the employees of the collection system trained in public relations?			
Are there sample correspondence or "scripts" to help guide staff through written or oral responses to customers?			
What methods are used to notify the public of major construction or maintenance work: <input type="checkbox"/> door hangers, <input type="checkbox"/> newspaper, <input type="checkbox"/> fliers, <input type="checkbox"/> signs, <input type="checkbox"/> other, <input type="checkbox"/> none?			
Is the homeowner notified prior to construction that his/her property may be affected?			
Is information provided to residents on cleanup procedures following basement backups and overflows from manholes when they occur?			
Which of the following methods are used to communicate with system staff: <input type="checkbox"/> regular meetings, <input type="checkbox"/> bulletin boards, <input type="checkbox"/> e-mail, <input type="checkbox"/> other?			
How often are staff meetings held (e.g., daily, weekly, monthly)?			
Are incentives offered to employees for performance improvements?			
Does the owner or operator have an "Employee of the Month/Quarter/Year" program?			

Question	Response	Documentation Available	
		Yes	No
How often are performance reviews conducted (e.g., semi-annually, annually, etc.)?			
Does the owner or operator regularly communicate with other municipal departments?			
Does the owner or operator have a formal procedure in place to evaluate and respond to complaints?			
What are the common complaints received?			
Does the owner or operator have a process for customer evaluation of the services provided?			
Do customer service records include the following information: <input type="checkbox"/> personnel who received the complaint or request, <input type="checkbox"/> nature of complaint or request, <input type="checkbox"/> to whom the follow-up action was assigned, <input type="checkbox"/> date of the complaint or request, <input type="checkbox"/> date the complaint or request was resolved, <input type="checkbox"/> customer contact information, <input type="checkbox"/> location of the problem, <input type="checkbox"/> date the follow-up action was assigned, <input type="checkbox"/> cause of the problem, <input type="checkbox"/> feedback to customer?			
Does the owner or operator have a goal for how quickly customer complaints (or emergency calls) are resolved?			
What percentage of customer complaints (or emergency calls) are resolved within the timeline goals?			
How are complaint records maintained? (i.e., computerized) Is this information used as the basis for other activities such as routine preventative maintenance?			

Comments:

### III. D. Collection System Management: Management Information Systems

Question	Response	Documentation Available
		Yes No
What types of work reports are prepared by the O&M Staff?		
Do the work reports include enough information? (See example report forms)		
How are records kept?		
Are records maintained for a period of at least three years?		
Are the records able to distinguish activities taken in response to an overflow event?		
Does the owner or operator use computer technology for its management information system? (Computer Based Maintenance Management Systems, spreadsheets, data bases, SCADA, etc). If so, what type of system(s) is used?		
Are there written instructions for managing and tracking the following information: <input type="checkbox"/> complaint work orders, <input type="checkbox"/> scheduled work orders, <input type="checkbox"/> customer service, <input type="checkbox"/> scheduled preventative maintenance, <input type="checkbox"/> scheduled inspections, <input type="checkbox"/> sewer system inventory, <input type="checkbox"/> safety incidents, <input type="checkbox"/> scheduled monitoring/sampling, <input type="checkbox"/> compliance/overflow tracking, <input type="checkbox"/> equipment/tools tracking, <input type="checkbox"/> parts inventory?		
Do the written instructions for tracking procedures include the following information: <input type="checkbox"/> accessing data and information, <input type="checkbox"/> instructions for using the tracking system, <input type="checkbox"/> updating the MIS, <input type="checkbox"/> developing and printing reports?		
How often is the management information system updated (immediately, within one week of the incident, monthly as time permits)?		

Comments:

### III. E. Collection System Management: SSO Notification Program

Question	Response	Documentation Available	
		Yes	No
Does the owner or operator have standard procedures for notifying state agencies, health agencies, the regulatory authority, and the drinking water purveyor of overflow events?			
Are above notification procedures dependent on the size or location of the overflow? If so, describe this procedure.			
Is there a Standard form for recording overflow events? Does it include location, type, receiving water, estimated volume, cause?			
Are chronic SSO locations posted?			

Comments:



### III. F. Collection System Management: Legal Authority

Question	Response	Documentation Available	
		Yes	No
Does the collection system receive flow from satellite communities?			
What is the total area from satellite communities that contribute flow to the collection system (acres or square miles)?			
Does the owner or operator require satellite communities to enter into an agreement?			
Does the agreement include the requirements listed in the sewer use ordinance (SUO)?			
Do the agreements have a date of termination and allow for renewal under different terms?			
Does the owner or operator maintain the legal authority to control the maximum flow introduced into the collection system from satellite communities?			
Are standards, inspections, and approval for new connections clearly documented in a SUO?			
Does the SUO require satellite communities to adopt the same industrial and commercial regulator discharge limits as the owner or operator?			
Does the SUO require satellite communities to adopt the same inspection and sampling schedules as required by the pretreatment ordinance?			
Does the SUO require the satellite communities or the owner or operator to issue control permits for significant industrial users?			
Does the SUO contain provisions for addressing overstrength wastewater from satellite communities?			
Does the SUO contain procedures for the following: inspection standards, pretreatment requirements, building/sewer permit issues?			

<p>Does the SUO contain general prohibitions of the following materials: <input type="checkbox"/> fire and explosion hazards, <input type="checkbox"/> oils or petroleum, <input type="checkbox"/> corrosive materials, <input type="checkbox"/> materials which may cause interference at the wastewater treatment plant, <input type="checkbox"/> obstructive materials?</p> <p>Does the SUO contain procedures and enforcement actions for the following: <input type="checkbox"/> fats, oils, and grease (FOG); <input type="checkbox"/> I/I; building structures over the sewer lines; <input type="checkbox"/> storm water connections to sanitary lines; <input type="checkbox"/> defects in service laterals located on private property; <input type="checkbox"/> sump pumps, air conditioner?</p>			
---	--	--	--

Comments:

#### IV. A. Collection System Operation: Budgeting

Question	Response	Documentation Available	
		Yes	No
What are the owner or operator's current rates?			
What is the average annual fee for residential users?			
How are user rates calculated?			
How often are user charges evaluated and adjusted based on that evaluation?			
How many rate changes have there been in the last 10 years and what were they?			
Does the owner or operator receive sufficient funding from its revenues?			
Are collection system enterprise funds used for non-enterprise fund activities?			
Is there a budget for annual operating costs?			
Does the budget provide sufficient line item detail for labor, materials and equipment?			
Are costs for collection system O&M separated from other utility services, i.e., water, storm water and treatment plants?			
Do O&M managers have current O&M budget data?			
What is the collection system's average annual O&M budget?			
What percentage of the collection system's overall budget is allocated to maintenance of the collection system?			
Does the owner or operator have a Capital Improvement Plan (CIP) that provides for system repair/replacement on a prioritized basis?			
What is the collection system's average annual CIP budget?			

Question	Response	Documentation Available	
		Yes	No
<p>What percentage of the maintenance budget is allotted to the following maintenance: Predictive maintenance (tracking design, life span, and scheduled parts replacement), preventative maintenance (identifying and fixing system weakness which, if left unaddressed, could lead to overflows), corrective maintenance (fixing system components that are functioning but not at 100% capacity/efficiency), emergency maintenance (reactive maintenance, overflows, equipment breakdowns).</p>			
<p>Does the owner or operator have a budgeted program for the replacement of under-capacity pipes?</p>			
<p>Does the owner or operator have a budgeted program for the replacement of over-capacity pipes?</p>			
<p>Are O&amp;M staff involved in O&amp;M budget preparation?</p>			
<p>How are priorities determined for budgeting for O&amp;M during the budget process?</p>			
<p>Does the owner or operator maintain a fund for future equipment and infrastructure replacement?</p>			
<p>How is new work typically financed?</p>			

Comments:

### IV. B. Collection System Operation: Compliance

Question	Response	Documentation Available	
		Yes	No
Does the owner or operator have inter-jurisdictional or inter-municipal agreements?	Already asked		
Is there a sewer-use and a grease ordinance?			
Is there a process in place for enforcing sewer and grease ordinances?			
Are all grease traps inspected regularly?			
How does the owner or operator learn of new or existing unknown grease traps?			
Who is responsible for enforcing the sewer ordinance and grease ordinance? Does this party communicate with the utility department on a regular basis?			
Are there any significant industrial dischargers to the system?			
Is there a pretreatment program in place? If so, please describe.			
Is there an ordinance dealing with private service laterals?			
Is there an ordinance dealing with storm water connections or requirements to remove storm water connections?			

Comments:

### IV. C. Collection System Operation: Water Quality Monitoring

Question	Response	Documentation Available	
		Yes	No
Is there a water quality monitoring program in the service areas?			
If so, who performs the monitoring?			
How many locations are monitored?			
What parameters are monitored and how often?			
Is water quality monitored after an SSO event?			
Are there written standard sampling procedures available?			
Is analysis performed in-house or by a contract laboratory?			
Are chain-of-custody forms used?			

Comments:

#### IV. D. Collection System Operation: Hydrogen Sulfide Monitoring and Control

Question	Response	Documentation Available	
		Yes	No
Are odors a frequent source of complaints? How many?			
Are the locations of the frequent odor complaints documented?			
What is the typical sewer slope? Does the owner or operator take hydrogen sulfide corrosion into consideration when designing sewers?			
Does the collection system owner or operator have a hydrogen sulfide problem, and if so, does it have in place corrosion control programs? What are the major elements of the program?			
Does the owner or operator have written procedures for the application of chemical dosages?			
Are chemical dosages, dates, and locations documented?			
Does the owner or operator have a program in place for renewing or replacing severely corroded sewer lines to prevent collapse?			
Are the following methods used for hydrogen sulfide control: <input type="checkbox"/> aeration, <input type="checkbox"/> iron salts, <input type="checkbox"/> enzymes, <input type="checkbox"/> activated charcoal canisters, <input type="checkbox"/> chlorine, <input type="checkbox"/> sodium hydroxide, <input type="checkbox"/> hydrogen peroxide, <input type="checkbox"/> potassium permanganate, <input type="checkbox"/> biofiltration, <input type="checkbox"/> others?			
Does the system contain air relief valves at the high points of the force main system?			
How often are the valves maintained and inspected (weekly, monthly, etc.)?			
Does the owner or operator enforce pretreatment requirements?			

Comments:

#### IV. E. Collection System Operation: Safety

Question	Response	Documentation Available
		Yes No
Is there a documented safety program supported by the top administration official?		
Is there a Safety Department that provides training, equipment, and an evaluation of procedures?		
If not, who provides safety training?		
Does the owner or operator have written procedures for the following: <input type="checkbox"/> lockout/tagout, <input type="checkbox"/> MSDS, <input type="checkbox"/> chemical handling, <input type="checkbox"/> confined spaces permit program, <input type="checkbox"/> trenching and excavations, <input type="checkbox"/> biological hazards in wastewater, <input type="checkbox"/> traffic control and work site safety, <input type="checkbox"/> electrical and mechanical systems, <input type="checkbox"/> pneumatic and hydraulic systems safety?		
What is the agency's lost-time injury rate(percent or in hours)?		
Is there a permit required confined space entry procedure for manholes, wetwells, etc.? Are confined spaces clearly marked?		
Are the following equipment items available and in adequate supply: <input type="checkbox"/> rubber/disposable gloves; <input type="checkbox"/> confined space ventilation equipment; <input type="checkbox"/> hard hats, <input type="checkbox"/> safety glasses, <input type="checkbox"/> rubber boots; <input type="checkbox"/> antibacterial soap and first aid kit; <input type="checkbox"/> tripods or non-entry rescue equipment; <input type="checkbox"/> fire extinguishers; <input type="checkbox"/> equipment to enter manholes; <input type="checkbox"/> portable crane/hoist; <input type="checkbox"/> atmospheric testing equipment and gas detectors; <input type="checkbox"/> oxygen sensors; <input type="checkbox"/> H <sub>2</sub> S monitors; <input type="checkbox"/> full body harness; <input type="checkbox"/> protective clothing; <input type="checkbox"/> traffic/public access control equipment; <input type="checkbox"/> 5-minute escape breathing devices; <input type="checkbox"/> life preservers for lagoons; <input type="checkbox"/> safety buoy at activated sludge plants; <input type="checkbox"/> fiberglass or wooden ladders for electrical work; <input type="checkbox"/> respirators and/or self-contained breathing apparatus; <input type="checkbox"/> methane gas or OVA analyzer; <input type="checkbox"/> LEL metering?		
Are safety monitors clearly identified?		
How often are safety procedures reviewed and revised?		



Question	Response	Documentation Available	
		Yes	No
Are workplace accidents investigated?			
How does the Administration communicate with field personnel on safety procedures; memo, direct communication, video, etc.?			
Is there a Safety Committee with participation by O&M staff? How often does it meet?			
Is there a formal Safety Training Program? Are records of training maintained?			

Comments:

#### IV. F. Collection System Operation: Emergency Preparedness and Response

Question	Response	Documentation Available	
		Yes	No
Does the owner or operator have an emergency response plan? A contingency plan?			
How often is the plan reviewed and updated? What was the date it was last updated?			
Does the plan take into consideration vulnerable points in the system, severe natural events, failure of critical system components, vandalism or other third party events, and a root cause analysis protocol?			
Are staff trained and drilled to respond to emergency situations? Are responsibilities detailed for all personnel who respond to emergencies?			
Are there emergency operation procedures for equipment and processes?			
Does the owner or operator have standard procedures for notifying state agencies, local health departments, the regulatory authority, and drinking water authorities of significant overflow events?			
Does the procedure include an up-to-date list of the names, titles, phone numbers, and responsibilities of all personnel involved?			
Do work crews have immediate access to tools and equipment during emergencies?			
Is there a public notification plan? If so, does it cover both regular business hours and off-hours?			
Does the owner or operator have procedures to limit public access to and contact with areas affected with SSOs?			
Does the owner or operator use containment techniques to protect the storm drainage systems?			

<p>Do the overflow records include the following information: <input type="checkbox"/> date and time, <input type="checkbox"/> cause(s), <input type="checkbox"/> names of affected receiving water(s), <input type="checkbox"/> location, <input type="checkbox"/> how it was stopped, <input type="checkbox"/> any remediation efforts, <input type="checkbox"/> estimated flow/volume discharged, <input type="checkbox"/> duration of overflow?</p>				
<p>Does the owner or operator have signage to keep public from affected area?</p>				
<p>Is there a hazard classification system? Where is it located?</p>				
<p>Does the owner or operator conduct vulnerability analyses?</p>				
<p>Are risk assessments performed? How often?</p>				

Comments:

### IV. G. Collection System Operation: Modeling

Question	Response	Documentation Available	
		Yes	No
Does the owner or operator have a hydraulic model of the collection system including pump stations? What model is used?			
What uses does the model serve (predicting flow capacity, peak flows, force main pressures, etc.)?			
Does the model produce results consistent with observed conditions?			
Is the model kept up to date with respect to new construction and repairs that may affect hydraulic capacity?			

Comments:

### IV. H. Collection System Operation: Engineering - System Mapping and As-built Plans (Record Drawings)

Question	Response	Documentation Available	
		Yes	No
What type of mapping/inventory system is used?			
Is the mapping tied to a GPS system?			
Are "as-built" plans (record drawings) or maps available for use by field crews in the office and in the field?			
Do field crews record changes or inaccuracies and is there a process in place to update "as built" plans (record drawings)?			
Do the maps show the date the map was drafted and the date of the last revision?			
Do the sewer line maps include the following: <input type="checkbox"/> scale; <input type="checkbox"/> north arrow; <input type="checkbox"/> date the map was drafted; <input type="checkbox"/> date of the last revision; <input type="checkbox"/> service area boundaries; <input type="checkbox"/> property lines; <input type="checkbox"/> other landmarks; <input type="checkbox"/> manhole and other access points; <input type="checkbox"/> location of building laterals; <input type="checkbox"/> street names; <input type="checkbox"/> SSOs/CSOs; <input type="checkbox"/> flow monitors; <input type="checkbox"/> force mains; <input type="checkbox"/> pump stations; <input type="checkbox"/> lined sewers; <input type="checkbox"/> main, trunk, and interceptor sewers; <input type="checkbox"/> easement lines and dimensions; <input type="checkbox"/> pipe material; <input type="checkbox"/> pipe diameter; <input type="checkbox"/> pipe diameter; <input type="checkbox"/> installation date; <input type="checkbox"/> slope; <input type="checkbox"/> manhole rim elevation; <input type="checkbox"/> manhole coordinates; <input type="checkbox"/> manhole invert elevation; <input type="checkbox"/> distance between manholes?			
Are the following sewer attributes recorded: <input type="checkbox"/> size, <input type="checkbox"/> shape, <input type="checkbox"/> invert elevation, <input type="checkbox"/> material, <input type="checkbox"/> separate/combined sewer, <input type="checkbox"/> installation date?			
Are the following manhole attributes recorded: <input type="checkbox"/> shape, <input type="checkbox"/> type, <input type="checkbox"/> depth, <input type="checkbox"/> age, <input type="checkbox"/> material?			
Is there a systematic numbering and identification method/system established to identify sewer system manhole, sewer lines, and other items (pump stations, etc.)?			

Comments:

### IV. I. Collection System Operation: Engineering - Design

Question	Response	Documentation Available	
		Yes	No
Is there a document which details design criteria and standard construction details?			
Is life cycle cost analysis performed as part of the design process?			
Is there a document that describes the procedures that the owner or operator follows in conducting design review? Are there any standard forms that are used as a guide?			
Are O&M staff involved in the design review process?			
Does the owner or operator have documentation on private service lateral design and inspection standards?			
Does the owner or operator attempt to standardize equipment and sewer system components?			

Comments:

### IV. J. Collection System Operation: Engineering - Capacity

Question	Response	Documentation Available	
		Yes	No
What procedures are used in determining whether the capacity of existing gravity sewer system, pump stations and force mains are adequate for new connections?			
Is any metering of flow performed prior to allowing new connections?			
Is there a hydraulic model of the system used to predict the effects of new connections?			
Is there any certification as to the adequacy of the sewer system to carry additional flow from new connections required?			

Comments:

### IV. K. Collection System Operation: Engineering - Construction

Question	Response	Documentation Available	
		Yes	No
Who constructs new sewers? If other than the owner or operator, does the owner or operator review and approve the design?			
Is there a document that describes the procedures that the owner or operator follows in conducting their construction inspection and testing program?			
Are there any standard forms that guide the owner or operator in conducting their construction inspection and testing program?			
Is new construction inspected by the owner or operator or others?			
What are the qualifications of the inspector(s)?			
What percentage of time is a construction inspector on site?			
Is inspection supervision provided by a registered professional engineer?			
How is the new gravity sewer construction tested? (Air, water, weirs, etc.)			
Are new manholes tested for inflow and infiltration?			
Are new gravity sewers televised?			
What tests are performed on pump stations?			
What tests are performed on force mains?			
Is new construction built to standard specifications established by the owner or operator and/or the State?			
Is there a warranty for new construction? If so, is there a warranty inspection done at the end of this period?			

Comments:



### IV. L. Collection System Operation: Pump Station Operation

Question	Response	Documentation Available	
		Yes	No
How many pump stations are in the system? How many have backup power sources?			
Are enough trained personnel assigned to properly maintain pump stations?			
Are these personnel assigned full-time or part-time to pump station duties?			
Are there manned and un-manned pump stations in the system? How many of each?			
Is there a procedure for manipulating pump operations (manually or automatically during wet weather to increase in-line storage of wet weather flows?			
Are well-operating levels set to limit pump start/stops?			
Are the lead, lag, and backup pumps rotated regularly?			

Comments:

### IV. L. 1. Collection System Operation: Pump Stations - Inspection

Question	Response	Documentation Available	
		Yes	No
How often are pump stations inspected?			
What work is accomplished during inspections?			
Is there a checklist?			
Are records maintained for each inspection?			
What are the average annual labor hours spent on pump station inspections?			
Are there Standard Operating Procedures (SOPs) and Standard Maintenance Procedures (SMPs) for each station?			
What are the critical operating characteristics maintained for each station? Are the stations maintained within these criteria?			

Comments:

### IV. L. 2. Collection System Operation: Pump Stations - Emergencies

Question	Response	Documentation Available	
		Yes	No
Is there an Emergency Operating Procedure for each pump station?			
Is there sufficient redundancy of equipment in all pump stations?			
Who responds to lift station failures and overflows? How are they notified?			
How is loss of power at a station dealt with? (i.e. on-site electrical generators, alternate power source, portable electric generator(s))			
What equipment is available for pump station bypass?			
What process is used to investigate the cause of pump station failure and take necessary action to prevent future failures?			

Comments:

**IV. L. 3. Collection System Operation: Pump Stations - Emergency Response and Monitoring**

Question	Response	Documentation Available	
		Yes	No
How are lift stations monitored?			
If a SCADA system is used, what parameters are monitored?			

Comments:

**IV. L. 4. Collection System Operation: Pump Stations - Recordkeeping**

Question	Response	Documentation Available	
		Yes	No
Are operations logs maintained for all pump stations?			
Are manufacturer's specifications and equipment manuals available for all equipment?			
Are pump run times maintained for all pumps?			
Are elapsed time meters used to assess performance?			

Comments:

**IV. L. 5. Collection System Operation: Pump Stations - Force Mains and Air/Vacuum Valves**

Question	Response	Documentation Available	
		Yes	No
Does the owner or operator regularly inspect the route of force mains?			
Does the owner or operator have a program to regularly assess force main condition?			
Is there a process in place to investigate the cause of force main failures?			
Does the owner or operator have a regular maintenance/inspection program for air/vacuum valves?			
Have force main failures been caused by water hammer?			

Comments:

**V. A. Equipment and Collection System Maintenance: Maintenance Budgeting**

Question	Response	Documentation Available	
		Yes	No
How does the collection system owner or operator track yearly maintenance costs?			
Is there a maintenance cost control system?			
Are maintenance costs developed from past cost records?			
How does the owner or operator categorize costs? Preventive? Corrective? Projected Costs? Projected Repair?			
How does the owner or operator control expenditures?			

Comments:

### V. B. Equipment and Collection System Maintenance: Planned Maintenance

Question	Response	Documentation Available	
		Yes	No
Are preventive maintenance tasks and frequencies established for all pump stations and equipment?			
How were preventive maintenance frequencies established?			
What percentage of the operator's time is devoted to planned as opposed to unplanned maintenance?			
What predictive maintenance techniques are used as part of PM program?			
Is there a formal procedure to repair or replace pump stations and equipment when useful life is reached?			
Has an energy audit been performed on pump station electrical usage?			
Is an adequate parts inventory maintained for all equipment?			
Is there a sufficient number of trained personnel to properly maintain all stations?			
Who performs mechanical and electrical maintenance?			
Are there Standard Maintenance Procedures (SMPs) for each station?			

Comments:



### V. C. Equipment and Collection System Maintenance: Maintenance Scheduling

Question	Response	Documentation Available	
		Yes	No
Does the owner or operator plan and schedule preventive and corrective maintenance activities?			
Is there an established priority system? Who sets priorities for maintenance?			
Is a maintenance card or record kept for each piece of mechanical equipment within the collection system?			
Do equipment maintenance records include the following information: <input type="checkbox"/> maintenance recommendations, <input type="checkbox"/> instructions on conducting the specific maintenance activity, <input type="checkbox"/> other observations on the equipment, <input type="checkbox"/> maintenance schedule, <input type="checkbox"/> a record of maintenance on the equipment to date.			
Are dated tags used to show out-of-service equipment?			
Is maintenance backlog tracked?			
How is O&M performance tracked and measured?			
What percent of repair finds are spent on emergency repairs?			
Are corrective repair work orders backlogged more than six months?			
Is maintenance performed for other public works divisions?			
How are priorities determined for this work?			
How is this work funded?			
Are maintenance logs maintained for all pump stations?			

Comments:

**V. D. Equipment and Collection System Maintenance: Maintenance Right-of-Way**

Question	Response	Documentation Available	
		Yes	No
Does the owner or operator perform scheduled maintenance on Rights-of-Way and Easements?			
Does the owner or operator monitor street paving projects?			
Does the owner or operator have a program to locate and raise manholes (air valves, etc) as needed?			
How are priorities determined?			
How is the effectiveness of the maintenance schedule measured?			

Comments:

## V. E. Equipment and Collection System Maintenance: Sewer Cleaning

Question	Response	Documentation Available	
		Yes	No
Is there a routine schedule for cleaning sewer lines on a system wide basis, e.g., at the rate of once every seven to twelve years or a rate of between 8% and 14% per year?			
What is the owner or operator's goals for annual system cleaning?			
What percent of the sewer lines are cleaned, even high/repeat cleaning trouble spots, during the past year?			
Is there a program to identify sewer line segments that have chronic problems and should be cleaned on a more frequent schedule?			
What is the average number of stoppages experienced per mile of sewer pipe per year?			
Has the number of stoppages increased, decreased, or stayed the same over the past five years?			
Are stoppages diagnosed to determine the cause?			
Are stoppages plotted on maps and correlated with other data such as pipe size and material, or location?			
Do the sewer cleaning records include the following information: <input type="checkbox"/> date and time, <input type="checkbox"/> cause of stoppage, <input type="checkbox"/> method of cleaning, location of stoppage or routine cleaning activity, <input type="checkbox"/> identity of cleaning crew, <input type="checkbox"/> further actions necessary/initiated?			
If sewer cleaning is done by a contractor are videos taken of before and after cleaning?			

Comments:

### V. E. 1. Equipment and Collection System Maintenance: Sewer Cleaning - Cleaning Equipment

Question	Response	Documentation Available	
		Yes	No
What type of cleaning equipment does the owner or operator use?			
How many cleaning units of each type does the owner or operator have? What is the age of each?			
How many cleaning crews and shifts does the owner or operator employ?			
How many cleaning crews are dedicated to preventive maintenance cleaning?			
How many cleaning crews are dedicated to corrective maintenance cleaning?			
What has the owner or operator's experience been regarding pipe damage caused by mechanical equipment?			
Where is the equipment stationed?			

Comments:

**V. E. 2. Equipment and Collection System Maintenance: Sewer Cleaning - Chemical Cleaning and Root Removal**

Question	Response	Documentation Available	
		Yes	No
Does the owner or operator have a root control program?			
Does the owner or operator have a FOG program?			
Are chemical cleaners used?			
What types of chemical cleaners are used?			
How often are they applied?			
How are the chemical cleaners applied?			
What results are achieved through the use of chemical cleaners?			

Comments:

## V. F. Equipment and Collection System Maintenance: Parts Inventory

Question	Response	Documentation Available	
		Yes	No
Does the owner or operator have a central location for the storage of spare parts?			
Have critical spare parts been identified?			
Are adequate supplies on hand to allow for two point repairs in any part if the system?			
Is there a parts standardization policy in place?			
Does the owner or operator maintain a stock of spare parts on its maintenance vehicles?			
What method(s) does the owner or operator employ to keep track of the location, usage, and ordering of spare parts? Are parts logged out when taken by maintenance personnel for use?			
Does the owner or operator salvage specific equipment parts when equipment is placed out-of-service and not replaced?			
How often does the owner or operator conduct a check of the inventory of parts to ensure that their tracking system is working?			
Who has the responsibility of tracking the inventory?			
For those parts which are not kept in inventory, does the owner or operator have a readily available source or supplier?			

Comments:

### V. G. Equipment and Collection System Maintenance: Equipment and Tools Management

Question	Response	Documentation Available	
		Yes	No
Is there a list of equipment and tools used for operation and maintenance?			
Do personnel feel they have access to the necessary equipment and tools to do all aspects of operation and maintenance of the collection system?			
Is there access to suitable equipment if the owner or operator's equipment is down for repair?			
Does the owner or operator own or have access to portable generators?			
Where does the owner or operator store its equipment?			
Is a detailed equipment maintenance log kept?			
Are written equipment maintenance procedures available?			
What is the procedure for equipment replacement?			
Are the services of an in-house vehicle and equipment maintenance services used?			
What is the typical turnaround time for equipment and vehicle maintenance?			

Comments:

## VI. Management Information Systems: Performance Indicators

Question	Response	Documentation Available	
		Yes	No
How many sanitary sewer overflows (SSOs) have occurred in the last 5 years? How many less than 1,000 gallons?			
Does the owner or operator document and report all SSOs regardless of size?			
Does the owner or operator document basement backups?			
Are there areas that experience basement or street flooding?			
How many SSOs have reached "Waters of the US"? Is there a record?			
Approximately, what percent of SSOs discharge were from each of the following in the last 5 years: manholes, pump stations, main and trunk sewers, lateral and branch sewers, structural bypasses?			
What is the per capita wastewater flow for the maximum month and maximum week or day?			
What is average annual influent BOD?			
What is the ratio of maximum wet weather flow to average dry weather flow?			
Approximately, what percent of SSO discharge were caused by the following in the last 5 years: debris buildup, collapsed pipe, root intrusion, capacity limitations, excessive infiltration and inflow, FOG, vandalism?			
What percent of SSOs were released to: soil; surface water; basements; paved areas; coastal, ocean, or beach areas; rivers, lakes or streams?			
For surface water releases, what percent are to surface waters that could affect: contact recreation, shellfish growing areas, drinking water sources?			
How many chronic SSO locations are in the collection system?			



<p>Are pipes with chronic SSOs being monitored for sufficient capacity and/or structural condition?</p>			
<p>Prior to collapse, are structurally deteriorating pipelines being monitored for renewal or replacement?</p>			
<p>What is the annual number of mainline sewer cave-ins? What was the cause (i.e. pipe corrosion, leaks, etc.)</p>			
<p>What other types of performance indicators does the owner or operator use?</p>			

Comments:

### VII. A. Sewer System Capacity Evaluation (SSES): Internal TV Inspection

Question	Response	Documentation Available	
		Yes	No
Does the owner or operator use internal T.V. inspection? If so please describe the program.			
Do the internal TV record logs include the following: <input type="checkbox"/> pipe size, type, length, and joint spacing; <input type="checkbox"/> distance recorded by internal TV; <input type="checkbox"/> results of the internal TV inspection; <input type="checkbox"/> internal TV operator name; <input type="checkbox"/> cleanliness of the line; <input type="checkbox"/> location and identification of line being televised by manholes?			
Is a rating system used to determine the severity of the defects found during the inspection process?			
Is there documentation explaining the codes used for internal TV results reporting?			
Approximately what percent of the total defects determined by TV inspection during the past 5 years were the following:			
Are main line and lateral repairs checked by internal TV inspection after the repair(s) have been made?			

Comments:

**VII. B. SSES: Survey and Rehabilitation (general)**

Question	Response	Documentation Available	
		Yes	No
Have SSES's been performed in the past? If so, is documentation available?			
Has any sewer rehabilitation work been done in the past 15 years? If so, please describe?			
Does the owner or operator have standard procedures for performing SSES work?			
Do the SSES reports include recommendations for rehabilitation, replacement, and repair?			
Were defects identified in the SSES repaired?			
Does the owner or operator have a multi-year Capital Improvements Program that includes rehabilitation, replacement, and repair?			
How are priorities established for rehabilitation, replacement, and repair?			
Has the owner or operator established schedules for performing recommended rehabilitation, both short term and long term?			
Has funding been approved for the recommended rehabilitation?			
Is post rehabilitation flow monitoring used to assess the success of the rehabilitation?			

Comments:

**VII. C. SSES: Sewer Cleaning Related to I/I Reduction**

Question	Response	Documentation Available	
		Yes	No
Are sewers cleaned prior to flow monitoring?			
Are sewers cleaned prior to internal T.V. inspection?			
When cleaning, is debris removed from the system?			

Comments:

**VII. D. SSES: Flow Monitoring**

Question	Response	Documentation Available	
		Yes	No
Does the owner or operator have a flow monitoring program? If so, please describe.			
Does the owner or operator have a comprehensive capacity assessment and planning program?			
Are flows measured prior to allowing new connections?			
Number of permanent meters? Number of temporary meters?			
What type(s) of meters are used?			
Number of rain gauges?			
How frequently are flow meters checked?			
Do the flow meter checks include: <input type="checkbox"/> independent water level, <input type="checkbox"/> checking the desiccant, <input type="checkbox"/> velocity reading, <input type="checkbox"/> cleaning away debris, <input type="checkbox"/> downloading data, <input type="checkbox"/> battery condition?			
Are records maintained for each inspection?			
Do the flow monitoring records include: <input type="checkbox"/> descriptive location of flow meter, <input type="checkbox"/> type of flow meter, <input type="checkbox"/> frequency of flow meter inspection, <input type="checkbox"/> frequency of flow meter calibration?			
Are flow data used for billing, capacity analysis, and/or I/I investigations?			
What is the ratio of peak wet weather flow to average dry weather flow at the wastewater treatment plant?			
Does the owner or operator have any wet weather capacity problems?			
Are low points or flood-plain areas monitored during rain events?			
Does the owner or operator have any dry weather capacity problems?			

**VII. E. SSES: Smoke Testing and Dyed Water Flooding**

Question	Response	Documentation Available	
		Yes	No
Does the owner or operator have a smoke testing program to identify sources of inflow and infiltration into the system including private service laterals and illegal connections? If so please describe.			
Are there written procedures for the frequency and schedule of smoke testing?			
Is there a documented procedure for isolating line segments?			
Is there a documented procedure for notifying local residents that smoke testing will be conducted in the area?			
What is the guideline for the maximum amount of line to be tested at one time?			
Are there guidelines for the weather conditions under which smoke testing should be conducted?			
Do the written records contain location, address, and description of the smoking element that produced a positive result?			
What follow-up occurs as a result of positive results for smoke or dye testing?			
Is there a goal for the percent of the system smoke tested each year?			
What percent of the system has been smoke tested over the past year?			
Does the owner or operator have a dyed water flooding program If so please describe.			
Is there a goal for the percent of the system dye tested each year?			
What percent of the system has been dye tested over the past year?			
Does the owner or operator share smoke and dye testing equipment with another owner or operator?			

Comments:

### VII. F. SSES: Manhole Inspection

Question	Response	Documentation Available	
		Yes	No
Does the owner or operator have a routine manhole inspection and assessment program?			
What is the purpose of the inspection program?			
Does the owner or operator have a goal for the number of manholes inspected annually?			
How many manholes were inspected during the past year?			
Do the records for manhole/pipe inspection include the following: <input type="checkbox"/> conditions of the frame and cover; <input type="checkbox"/> evidence of surcharge; offsets or misalignments; <input type="checkbox"/> atmospheric hazards measurements; <input type="checkbox"/> details on the root cause of cracks or breaks in the manhole or pipe including blockages; <input type="checkbox"/> recording conditions of corbel, walls, bench, trough, and pipe seals; <input type="checkbox"/> presence of corrosion, if repair is necessary; <input type="checkbox"/> manhole identifying number/location; wastewater flow characteristics; <input type="checkbox"/> accumulations of grease, debris, or grit; <input type="checkbox"/> presence of infiltration, location, and estimated quantity; <input type="checkbox"/> inflow from manhole covers?			
Are manholes susceptible to inflow identified and inspected on a regular frequency?			
Is there a data management system for tracking manhole inspection activities?			
What triggers whether a manhole needs rehabilitation?			
Does the owner or operator have a multi-year Capital Improvements Program that includes rehabilitation, replacement, and repair of manholes?			
How are priorities established for rehabilitation, replacement, and repair of manholes?			
Has the owner or operator established schedules for performing rehabilitation, both short term and long term of manholes?			

Question	Response	Documentation Available	
		Yes	No
Has funding been approved for the rehabilitation of manholes?			
Does the owner or operator have a grouting program?			

Comments:



**VIII. A. Rehabilitation: Manhole Repairs**

Question	Response	Documentation Available	
		Yes	No
What rehabilitation techniques are used for manhole repairs?			
How are priorities determined for manhole repairs?			
What type of documentation is kept?			
Does the owner or operator use manhole inserts?			
Are they used system wide or only on low lying manholes?			

Comments:


**VIII. B. Rehabilitation: Mainline Sewers**

Question	Response	Documentation Available	
		Yes	No
What type of main line repairs has the owner or operator used in the past?			
Does the owner or operator currently use any of above techniques for main line repairs? What other techniques is the owner or operator presently using?			
How are priorities established for main line repairs?			
What type of follow-up is performed after the repair (e.g., CCTV)?			

Comments:

**Appendix A**

**EXAMPLE  
COLLECTION SYSTEM PERFORMANCE  
INDICATOR DATA  
COLLECTION FORM**



## EXAMPLE COLLECTION SYSTEM PERFORMANCE INDICATOR DATA COLLECTION FORM

**I. General Information**

- A. Agency Name \_\_\_\_\_
- B. Agency Address  
Street \_\_\_\_\_  
City \_\_\_\_\_ State \_\_\_\_\_ Zip \_\_\_\_\_
- C. Contact Person \_\_\_\_\_
- D. Telephone: Voice \_\_\_\_\_ Fax \_\_\_\_\_ Email \_\_\_\_\_
- E. Data provided for latest fiscal/calendar year, 20\_\_

**II. Collection System Description**

- A. Service Area \_\_\_\_\_ Square miles
- B. Population Served \_\_\_\_\_
- C. System Inventory

Miles of gravity sewer	Miles of force main	Number of maintenance access structures	Number of pump stations	Number of siphons	Number of air, vacuum, or air/vacuum relief valves

- D. Number of Service Connections:  
Residential \_\_\_\_\_ Commercial \_\_\_\_\_ Industrial \_\_\_\_\_ Total \_\_\_\_\_
- E. Lateral Responsibility (check one)
  - 1. At main line connection only \_\_\_\_\_
  - 2. From main line to property line or easement/cleanout \_\_\_\_\_
  - 3. Beyond property line/cleanout \_\_\_\_\_
  - 4. Other \_\_\_\_\_
- F. System combined (storm and sanitary)? Yes \_\_\_ No \_\_\_ If yes, % combined \_\_\_\_
- G. Average Annual Precipitation \_\_\_\_\_ inches
- H. System Flow Characteristics (total for service area)

Peak Dry Weather Flow (MGD)	Peak Wet Weather Flow (MGD)	Average Daily Flow (MGD)

**III. Special Conditions**

A. Indicate local conditions that are accounted for during design, construction, operation, and maintenance of the collection system.

1. Precipitation: Yes \_\_\_ No \_\_\_ If yes, provide brief explanation \_\_\_\_\_  
\_\_\_\_\_
2. Terrain: Yes \_\_\_ No \_\_\_ If yes, provide brief explanation \_\_\_\_\_  
\_\_\_\_\_
3. Soils: Yes \_\_\_ No \_\_\_ If yes, provide brief explanation \_\_\_\_\_  
\_\_\_\_\_
4. Temperature: Yes \_\_\_ No \_\_\_ If yes, provide brief explanation \_\_\_\_\_  
\_\_\_\_\_
5. Groundwater: Yes \_\_\_ No \_\_\_ If yes, provide brief explanation \_\_\_\_\_  
\_\_\_\_\_
6. Geology: Yes \_\_\_ No \_\_\_ If yes, provide brief explanation \_\_\_\_\_  
\_\_\_\_\_
7. Other: \_\_\_\_\_  
\_\_\_\_\_

- B. Is corrosion a significant problem? Yes \_\_\_ No \_\_\_  
 • Is there a corrosion control program in place? Yes \_\_\_ No \_\_\_
- C. Is odor a significant problem? Yes \_\_\_ No \_\_\_  
 • Is there an odor control program in place? Yes \_\_\_ No \_\_\_
- D. Is grease a significant problem? Yes \_\_\_ No \_\_\_  
 • Is there a grease control program in place? Yes \_\_\_ No \_\_\_
- E. Are roots a significant problem? Yes \_\_\_ No \_\_\_  
 • Is there a root control program in place? Yes \_\_\_ No \_\_\_

**IV. Age Distribution of Collection System**

Age	Gravity Sewer, miles	Force Mains, miles or feet	Number of Pump Stations
0 - 25 years			
26 - 50 years			
51 - 75 years			
> 76 years			

**V. Size Distribution of Collection System**

Diameter in inches	Gravity Sewer, miles	Force Mains, miles or feet
8 inches or less		
9 - 18 inches		
19 - 36 inches		
> 36 inches		

**VI. Distribution of Gravity Sewer By Material**

- A. Vitrified Clay Pipe (VCP) \_\_\_\_\_ Miles
- B. Reinforced Concrete Pipe (RCP) \_\_\_\_\_ Miles
- C. Unreinforced Concrete Pipe (CP) \_\_\_\_\_ Miles
- D. Plastic (all types) \_\_\_\_\_ Miles
- E. Brick \_\_\_\_\_ Miles
- F. Other \_\_\_\_\_ Miles
- G. Other \_\_\_\_\_ Miles
- H. Other \_\_\_\_\_ Miles

**VII. Distribution of Force Mains By Material**

- A. Reinforced Concrete Pipe (RCP) \_\_\_\_\_ (circle one) miles or feet
- B. Prestressed Concrete Cylinder Pipe (PCCP) \_\_\_\_\_ miles or feet
- C. Asbestos Cement Pipe (ACP) \_\_\_\_\_ miles or feet
- D. Polyvinyl Chloride (PVC) \_\_\_\_\_ miles or feet
- E. Steel \_\_\_\_\_ miles or feet
- F. Ductile Iron \_\_\_\_\_ miles or feet
- G. Cast Iron \_\_\_\_\_ miles or feet
- H. Techite (RPMP) \_\_\_\_\_ miles or feet
- I. High Density Polyethylene (HDPE) \_\_\_\_\_ miles or feet
- J. Fiberglass Reinforced Plastic (FRP) \_\_\_\_\_ miles or feet
- K. Other \_\_\_\_\_ miles or feet

**VIII. Preventive Maintenance of System**

**A. Physical Inspection of Collection System, Preventive Maintenance**

Inspection Activity	Total Annual Labor Hours Expended for This Activity	Total Completed (Miles of Pipe or Manholes Inspected Annually)	Crew Size (s)
CCTV			
Visual Manhole Inspection, Surface Only			
Visual Manhole Inspection, Remove Cover			
Visual Gravity Line Inspection, Surface Only			
Visual Force Main Inspection, Surface Only			
Other (Sonar, etc.)			

**B. Mechanical and Hydraulic Cleaning, Preventive Maintenance**

Cleaning Activity	Total Annual Labor Hours Expended for This Activity	Total Annual Labor Hours Expended for Scheduled PM	Total Miles Cleaned Annually	Crew Size (s)	Range of Pipe Diameters Cleaned
Hydraulic Jet					
Bails, Kites, Scooters					
Combination Machines					
Rod Machines					
Hand Rodding					
Bucket Machines					
Chemical Root Control					
Chemical or Biological Grease Control					

**IX. Dry Weather Stoppages**

- A. Number of stoppages, annually \_\_\_\_\_
- B. Average time to clear stoppage \_\_\_\_\_
- C. Number of stoppages resulting in overflows and/or backups annually \_\_\_\_\_
- D. Total quantity of overflow(s) \_\_\_\_\_
- E. Is there an established procedure for problem diagnosis? Yes \_\_\_ No \_\_\_
- F. Are future preventive measures initiated based on diagnosis? Yes \_\_\_ No \_\_\_
- G. What equipment is available for emergency response? \_\_\_\_\_

**X. Repairs and Rehabilitation, Proactive**

- A. Number of annual spot repairs identified \_\_\_\_\_
- B. Number of annual spot repairs completed \_\_\_\_\_
- C. Percent of spot repairs contracted \_\_\_\_\_
- D. Number of manholes identified for rehabilitation \_\_\_\_\_
- E. Number of manholes rehabilitated annually \_\_\_\_\_
- F. Percent of manhole repairs contracted \_\_\_\_\_
- G. Feet of main line needing rehabilitation \_\_\_\_\_
- H. Feet of main line rehabilitated \_\_\_\_\_
- I. Percent of main line rehabilitation contracted \_\_\_\_\_
- J. Number of manholes scheduled for rehabilitation under Capital Improvement Program (s) \_\_\_\_\_
- K. Feet of main line scheduled for rehabilitation under Capital Improvement Program (s) \_\_\_\_\_

**XI. Repairs and Rehabilitation, Reactive**

- A. Number of annual line features \_\_\_\_\_
- B. Number of line repairs \_\_\_\_\_

**XII. Pump Stations**

- A. Number of pump stations inspected \_\_\_\_\_
  - Frequency of inspections \_\_\_\_\_ (daily, every other day, weekly)
- B. Number of inspection crews \_\_\_\_\_
- C. Crew size \_\_\_\_\_
- D. Number of pump stations with pump capacity redundancy \_\_\_\_\_
- E. Number of pump stations with backup power sources \_\_\_\_\_
- F. Number of pump stations with dry weather capacity limitations \_\_\_\_\_
- G. Number of pump stations with wet weather capacity limitations \_\_\_\_\_
- H. Number of pump stations calibrated annually \_\_\_\_\_
- I. Number of pump stations with permanent flowmeters \_\_\_\_\_
- J. Number of pump stations with remote status monitoring \_\_\_\_\_
- K. Number of pump stations with running time meters \_\_\_\_\_
- L. Number of mechanical maintenance staff assigned to mechanical maintenance \_\_\_\_\_
- M. Number of electrical maintenance staff assigned to electrical maintenance \_\_\_\_\_
- N. Total labor hours scheduled annually for electrical and mechanical PM tasks \_\_\_\_\_
- O. Total labor hours expended annually for electrical and mechanical PM tasks \_\_\_\_\_

**XIII. Pump Station Failures, Dry Weather**

- A. Number of failures resulting in overflows/bypass or backup, annually \_\_\_\_\_
- B. Total quantity of overflow/bypass \_\_\_\_\_ Gallons or MG
- C. Average time to restore operational capability \_\_\_\_\_ hours
- D. Total labor hours expended for electrical and mechanical corrective maintenance tasks \_\_\_\_\_
- E. Is failure mode and effect diagnosed? Yes \_\_\_ No \_\_\_
- F. Are future preventive measures initiated based on diagnosis? Yes \_\_\_ No \_\_\_
- G. What equipment is available for emergency response? \_\_\_\_\_



**XIV. Force Mains**

- A. Force mains inspected annually \_\_\_\_\_ miles or feet (visual surface inspection of alignment)
- B. Force mains monitored annually \_\_\_\_\_ miles or feet (pressure profile, capacity)
- C. Number of force main failures annually \_\_\_\_\_
- D. Cause(s) of force main failures \_\_\_\_\_

**XV. Air Relief/Vacuum Valves**

- A. What is frequency of valve inspections? \_\_\_\_\_
- B. What is frequency of PM (backflushing, etc)? \_\_\_\_\_
- C. Number of annual valve failures \_\_\_\_\_
- D. Cause(s) of valve failures \_\_\_\_\_

**XVI. System Operation and Maintenance Efficiency**

- A. Total full time or full time equivalent staff assigned to O & M (excluding administration staff but including line managers, supervisors) \_\_\_\_\_
- B. Total estimated labor hours actually expended for active O & M tasks (this is the total above less hours for sick, vacation, holidays, training, breaks, etc., not directly related to performing O & M tasks) \_\_\_\_\_

**XVII. Level of Service**

- A. Average annual rate for residential users \_\_\_\_\_
- B. Rate based on: water consumption \_\_\_\_\_ Flat rate \_\_\_\_\_ Other \_\_\_\_\_
- C. Number of complaints annually \_\_\_\_\_
- D. Number of complaints that are agency responsibility \_\_\_\_\_
- E. Number of public health or other warnings issued annually \_\_\_\_\_
- F. Number of claims for damages due to backups annually \_\_\_\_\_
- G. Total cost of claims settled annually \_\_\_\_\_

**XVIII. Financial**

- A. Total annual revenue received from wastewater \_\_\_\_\_
  - 1. % of revenue for long-term debt \_\_\_\_\_
  - 2. % of revenue for treatment and disposal \_\_\_\_\_
  - 3. % of revenue for collection and conveyance \_\_\_\_\_
- B. Current value of collection system assets \_\_\_\_\_
- C. Annual O & M expenditure \_\_\_\_\_
- D. Annual CIP expenditure for repair, replacement, or rehabilitation \_\_\_\_\_
- E. Annual O & M training budget \_\_\_\_\_
- F. Total number of O & M personnel (including administrative in O & M department) \_\_\_\_\_
- G. Number of personnel with collection system certification \_\_\_\_\_
- H. Number of personnel qualified for collection system certification \_\_\_\_\_
- I. Amount of O & M budget allocated for contracted services \_\_\_\_\_
- J. Hydroflush cost per foot \_\_\_\_\_
- K. Rodding cost per foot \_\_\_\_\_
- L. Bucketing cost per foot \_\_\_\_\_
- M. CCTV cost per foot \_\_\_\_\_
- N. Spot repairs, cost each \_\_\_\_\_

**XIX. Safety**

- A. Total labor hours assigned to O & M \_\_\_\_\_
- B. Number of lost time injuries \_\_\_\_\_
- C. Total lost time days \_\_\_\_\_
- D. Total cost of lost time injuries \_\_\_\_\_

**XX. Regulatory**

- A. Total number of violations issued annually \_\_\_\_\_
- B. Total cost of fines paid annually \_\_\_\_\_
- C. What is minimum reportable quantity in gallons? \_\_\_\_\_
- D. What is time reporting requirement? \_\_\_\_\_
- E. Number of annual WWTP upsets due to wet weather flow \_\_\_\_\_

**XXI. General**

- A. Has SSES been performed on system? Yes \_\_\_\_\_ No \_\_\_\_\_
- B. Total O & M positions currently budgetd \_\_\_\_\_
- C. Total O & M positions currently filled \_\_\_\_\_
- D. Is computerized maintenance management system (s) used for O & M managing? Yes \_\_\_ No \_\_\_
- E. Is GIS system used for O & M managing? Yes \_\_\_\_\_ No \_\_\_\_\_

**XXII. Procedures or Other Documentation Available**

- A. Overflow, bypass and containment Yes \_\_\_\_\_ No \_\_\_\_\_
- B. Problem evaluation and solution Yes \_\_\_\_\_ No \_\_\_\_\_
- C. Cleanup procedure Yes \_\_\_\_\_ No \_\_\_\_\_
- D. Failure mode and effect procedure Yes \_\_\_\_\_ No \_\_\_\_\_
- E. O & M budget process Yes \_\_\_\_\_ No \_\_\_\_\_
- F. O & M budget with line item detail Yes \_\_\_\_\_ No \_\_\_\_\_
- G. Long-range CIP planning for system expansion, rehabilitation, and replacement Yes \_\_\_\_\_ No \_\_\_\_\_
- H. Is there a written procedure for cleanup to mitigate effect of overflow? Yes \_\_\_\_\_ No \_\_\_\_\_
- I. Is there a written procedure for containing overflows and bypasses? Yes \_\_\_\_\_ No \_\_\_\_\_
- J. Is there an established procedure for containing overflows and bypasses? Yes \_\_\_\_\_ No \_\_\_\_\_
- K. Is there an established procedure for problem evaluation and solution? Yes \_\_\_\_\_ No \_\_\_\_\_
- L. Is there an established procedure for cleanup to mitigate effect of overflow? Yes \_\_\_\_\_ No \_\_\_\_\_
- M. Is there a grease control program? Yes \_\_\_\_\_ No \_\_\_\_\_
- N. Is there a pretreatment program? Yes \_\_\_\_\_ No \_\_\_\_\_
- O. Is there a private source I/I reduction program? Yes \_\_\_\_\_ No \_\_\_\_\_
- P. Do you have chronic O & M problems that are designed into your system? Yes \_\_\_\_\_ No \_\_\_\_\_  
If yes, provide brief description \_\_\_\_\_  
\_\_\_\_\_
- Q. Do you have chronic O & M problems that are constructed into your system? Yes \_\_\_\_\_ No \_\_\_\_\_  
If yes, provide brief description \_\_\_\_\_  
\_\_\_\_\_
- R. How would you rate your construction inspection program?  
Very effective \_\_\_\_\_ Needs improvement \_\_\_\_\_ Poor \_\_\_\_\_

**XXIII. Definitions/Clarifications**

- A. Maintenance access structures, most commonly manholes, in your system that are incorporated into your O & M program.
- B. Pump capacity redundancy is the ability to maintain pumping at design capacity with the largest pump out of service.
- C. Remote status monitoring is any remote monitoring system such as alarm telemetry or SCADA that provides remote pump station status information.
- D. You will notice that in the section on stoppages and pump station failures, we are asking for dry weather incidents only. Dry weather system performance is a good indicator or effectiveness of O & M program. If you have wet weather information that you wish to provide also, please do.
- E. Under the Special Conditions sections we are identifying conditions that are present in your system that require consideration during design, construction, and O & M of your system.

- F. Any of the questions dealing with labor hours are designed to determine total labor hours irrespective of crew size or crews that are only assigned to cleaning, for example, less than full time.
- G. Our goal is to obtain data that can be or are standardized and that are accurate. We also realize that some data may not be available; however, data can be accurately estimated. If you estimate data please follow with an (E).
- H. If data is not available please indicate "NA." If data does not apply to your system, please indicate by "DNA."
- I. Failure mode and effect refers to any established procedure you have to diagnose system failures to determine the cause and effect of the failure. This can apply to crews clearing stoppages or to pump station failures.
- J. Pump station inspection (XII) means scheduled inspection by operators to verify station operation and perform PM. It excludes electrical or mechanical craft maintenance.
- K. Stoppage in section IX refers only to stoppages other than pump stations. Pump stations are covered in Section XIII. Backup in this case refers to a basement or other structure backup as opposed to main line sewer backup.

**XXIV. Additional Comments**

---

---

---

**Appendix B**

**EXAMPLE INTERVIEW SCHEDULE  
AND TOPICS**



## EXAMPLE INTERVIEW SCHEDULE AND TOPICS

### Days 1 and 2 Interviews

Work Practice or Maintenance Function	Description	Examples of Discussion Topics and Supporting Documents	Name	Interview Date, Time, and Location
Senior Management	<p>Discuss project expectations, report review and comment process.</p> <p>Overview of organizational structure and “culture”.</p> <p>Identify sensitive issues and how to approach.</p> <p>Schedule</p>			
Project Kick off Meeting	<p>Overview and purpose of project.</p> <p>Interview and field assessment process.</p> <p>Report content and review process.</p> <p>Questions and answers</p>	None		
Physical Inspection and Testing – Gravity sewer system	<p>Visual Inspection, pipe alignment.</p> <p>CCTV</p> <p>Smoke and Dye Testing</p> <p>Other</p>	<p>Reports, inspection forms, performance data, inspection strategy, crew assignments and schedules, equipment available, current expenditures and budgeted amounts, area maps, Standard Operating Procedures, field maps.</p>		

Work Practice or Maintenance Function	Description	Examples of Discussion Topics and Supporting Documents	Name	Interview Date, Time, and Location
Preventive Maintenance - Mechanical and hydraulic cleaning	High velocity jets and combination machines. Other hydraulic methods Rodding Machines Bucket Machines	Reports, performance data, preventive maintenance cleaning strategy, crew assignments and schedules, equipment available, current and budgeted, problem areas, Standard Operating Procedures, Standard Maintenance Procedures, problem diagnosis		
Chemical and biological cleaning	Root control Grease control Odor control Corrosion control	Grease control ordinance, enforcement, odor and corrosion control strategy, root control program, design for O&M considerations, materials used (MSDS), reports, performance data, preventive maintenance cleaning strategy, crew assignments and schedules, equipment available, current and budgeted, problem areas, Standard Operating Procedures, Standard Maintenance Procedures, problem diagnosis, public education, enforcement		
Pump Stations	Routine inspection Electrical and mechanical maintenance SCADA Standby/emergency systems Valves Foremains	Logs, inspection sheets, Standard Maintenance Procedures, Standard Operating procedures, pump station inventory and attribute data base, spares inventory, Reports, performance data, preventive maintenance strategy, crew assignments and schedules, equipment available, current and budgeted, critical pump stations, Standard Operating Procedures, Standard Maintenance Procedures, problem diagnosis, preventive and predictive maintenance methods, maintenance tasks and frequencies, O&M manuals, capacity issues		

<b>Work Practice or Maintenance Function</b>	<b>Description</b>	<b>Examples of Discussion Topics and Supporting Documents</b>	<b>Name</b>	<b>Interview Date, Time, and Location</b>
Training and Certification	Training program, technical, supervisory and management. Certification program	Knowledge, skills and abilities, basic skills, career paths, minimum qualifications, certification, educational assistance program, internal and external training, OJT, training budget		
Work Management	Planning and scheduling work Materials management Priority Backlog management Procurement Manual or Computer Maintenance Management System (CMMS)	Complaints and emergencies normal hours and after hours. Corrective, preventive and predictive maintenance work orders, work backlog, labor utilization, reports,		

<b>Work Practice or Maintenance Function</b>	<b>Description</b>	<b>Examples of Discussion Topics and Supporting Documents</b>	<b>Name</b>	<b>Interview Date, Time, and Location</b>
Safety	Safety committee Safety meetings Safety enforcement Documentation of comprehensive safety training Compliance with safety regulations Documentation of effectiveness of safety program (e.g., reduction of accidents) Documentation of attendance and learning at safety training sessions	Policy and procedures for trenching, confined space, lockout tagout, PPE. Safety manual, formal training, tracking, accident investigation		
Financial	Annual O&M Budget Rates CIP for rehabilitation/rehab Non-enterprise fund allocations	O&M budget process, line item accounts, five year CIP plan, repair, rehabilitation, replacement strategy for pipes and pump stations		



<b>Work Practice or Maintenance Function</b>	<b>Description</b>	<b>Examples of Discussion Topics and Supporting Documents</b>	<b>Name</b>	<b>Interview Date, Time, and Location</b>
Construction and Repair	Emergency repair Spot repairs, gravity system Rehabilitation Lateral installation Inspection New Construction Testing	Reports, inspection forms, performance data, inspection strategy, crew assignments and schedules, equipment available, current and budgeted, area maps, Standard Operating Procedures, field maps,		
Fleet Management	Maintenance Replacement Availability Budgeting	Inventory, repair and replacement process, maintenance turn around time, preventive maintenance, Standard Operating Procedures, Standard Maintenance Procedures, CMMS,		

### Day 3 - Field

#### *Pump Stations*

Work Practice or Maintenance Function	Description	Examples of Discussion Topics and Supporting Documents	Name	Interview Date, Time and Location
Pump Station Maintenance	Submersible Cast in place wet well dry well Prefabricated Grinder/Low Pressure System	Logs, O&M manuals, on-site procedures, vehicles and equipment, SCADA, Supervisory controls, electrical systems, flow meters, HVAC, variable speed systems, chronic problems, pumps and hydraulic systems.		

## Day 4 – Field

### Facilities and Crews

Work Practice or Maintenance Function	Description	Examples of Discussion Topics and Supporting Documents	Name	Interview Date, Time and Location
Facilities	Electrical and mechanical repair shops and equipment Warehouse and equipment storage areas Vehicle maintenance shops Crew areas; locker rooms, training areas, dispatch areas	Logs, O&M manuals, on-site procedures, vehicles and equipment, SCADA, Supervisory controls, electrical systems, flow meters, HVAC, variable speed systems, chronic problems, pumps and hydraulic systems,		
Crews	CCTV Cleaning Construction Repair Overview of findings for week	N/A None		
Exit Interview				

## **Appendix C**

### **INFORMATION SOURCES**

**Information Sources**  
(Updated November 2004)

**WEBSITES** (water and/or wastewater-oriented; financial related)

EPA National Compliance Assistance Clearinghouse	<a href="http://www.epa.gov/clearinghouse">www.epa.gov/clearinghouse</a>
Compliance Assistance Centers	<a href="http://www.assistancecenters.net">http://www.assistancecenters.net</a>
Construction Industry Compliance Assistance Center	<a href="http://www.cicacenter.org">www.cicacenter.org</a>
EPA NPDES website	<a href="http://www.epa.gov/npdes">http://www.epa.gov/npdes</a>
EPA Operator On-Site Technical Assistance Program–104(g) (hands-on assistance to small municipal WWTP operators at no cost to community)	<a href="http://www.epa.gov/owm/mab/smcomm/104g/sstc.htm">www.epa.gov/owm/mab/smcomm/104g/sstc.htm</a>
EPA Office of Wastewater Management	<a href="http://www.epa.gov/owm">www.epa.gov/owm</a>
EPA Clean Water Tribal Grant Program	<a href="http://www.epa.gov/owm/mab/indian/cwisa.htm">www.epa.gov/owm/mab/indian/cwisa.htm</a>
EPA Colonias Program	<a href="http://www.epa.gov/owm/mab/mexican">www.epa.gov/owm/mab/mexican</a>
EPA Clean Water State Revolving Loan Fund Program	<a href="http://www.epa.gov/owm/cwfinance/cwsrf">www.epa.gov/owm/cwfinance/cwsrf</a>
EPA Website (Headquarters & Regions)	<a href="http://www.epa.gov/">www.epa.gov/</a>
EPA Small Business Gateway	<a href="http://www.epa.gov/smallbusiness">http://www.epa.gov/smallbusiness</a>
Environmental Finance Center	<a href="http://sspa.boisestate.edu/efc">http://sspa.boisestate.edu/efc</a>
National Environmental Services Center/WV University	<a href="http://www.nesc.wvu.edu">www.nesc.wvu.edu</a>
Local Govt. Environmental Assistance Network	<a href="http://www.lgean.org">www.lgean.org</a>
Rural Community Assistance Program (RCAP)	<a href="http://www.rcap.org">www.rcap.org</a>
Water Environment Federation (WEF)	<a href="http://www.wef.org">www.wef.org</a>
AMSA	<a href="http://www.amsa-cleanwater.org/pubs/">www.amsa-cleanwater.org/pubs/</a>
American Water Works Assoc. (AWWA)	<a href="http://www.awwa.org/">http://www.awwa.org/</a>
National Association of Towns & Townships (NATAT)	<a href="http://www.natat.org/">http://www.natat.org/</a>

**PUBLICATIONS /TRAINING VIDEOS /NEWSLETTERS, etc.**

EPA National Service Center For Environmental Publications (NSCEP)  
USEPA/NSCEP  
PO Box 42419  
Cincinnati, OH 45242  
Tele: 1-800-490-9198 or 513-489-8190 (fax: 513-489-8695)

EPA Office of Water Resource Center  
Tele: 202-566-1729 (24 hours)  
[center.water-resources@epa.gov](mailto:center.water-resources@epa.gov)

National Environmental Services Center (formerly the National Small Flows Clearinghouse)

West Virginia University Small Business Gateway

P.O. Box 6064

Morgantown, WV 26506

Tele: 1-800-624-8301

California State University - Sacramento

Tele: 916-278-6142

(training videos, etc.)

List Compiled by Sharie Centilla, USEPA/OECA

[centilla.sharie@epa.gov](mailto:centilla.sharie@epa.gov)

33

## REFERENCES

- California State University (CSU) Sacramento. 1996. Operation and Maintenance of Wastewater Collection Systems. Volume I, Fifth Ed. Prepared for EPA, Office of Water Programs Operations. Sacramento, CA: California State University, Sacramento Foundation.
- California State University (CSU) Sacramento. 1998. Operation and Maintenance of Wastewater Collection Systems. Volume II, Fifth Ed. Prepared for EPA, Office of Water Programs Operations. Sacramento, CA: California State University, Sacramento Foundation.
- U.S. EPA National Enforcement Investigations Center (NEIC). 1992. Multi-media Investigations Manual. EPA-330/9-89-003-R.
- U.S. Environmental Protection Agency. 1974. "Process Design Manual for Sulfide Control in Sanitary Sewerage Systems." Prepared for the Technology Transfer Office of the U.S. Environmental Protection Agency. EPA 625/1-74-005. pg. 3-27.
- U.S. EPA Office of Water. 1973. *Manpower Requirements for Wastewater Collection Systems in Cities and Towns of up to 150,000 Population*. EPA-832-R-73-104.
- U. S. EPA Office of Water. 1974. *Manpower Requirements for Wastewater Collection Systems in Cities of 150,000 to 500,000 Population*. EPA-832-R-74-102.
- U.S. EPA Office of Water. 1983. *Procedures Manual for Reviewing a POTW Pretreatment Program Submission*. EPA-833-B-83-200.
- U.S. EPA Office of Water. 1985. *Design Manual: Odor and Corrosion Control in Sanitary Sewerage Systems and Treatment Plants*. EPA-625-1-85-018.
- U.S. EPA Office of Water. 2004. NPDES Compliance Inspection Manual. EPA-305-X-03-004.
- U.S. EPA Office of Water. 2004. *Report to Congress: Impacts and Controls on CSOs and SSOs*. EPA-833-R-04-001.
- Water Environment Federation. 1994. *Existing Sewer Evaluation & Rehabilitation*: WEF Manual of Practice FD-6, ASCE Manuals and Reports on Engineering Practice No. 62. Alexandria, VA: WEF.

**EPA Region 4  
Introduction to Conducting Evaluations  
of  
Municipal Wastewater Collection System  
Management, Operation, and Maintenance Programs**

**Version 1.0**



**PURPOSE & DISCLAIMER**

This document is the work product of the EPA Region 4, Water Management Division, Water Programs Enforcement Branch (WPEB) and supercedes a 10-30-1996 draft previously released. This document serves as an introduction for new Region 4 inspectors in the WPEB Municipal Infrastructure Enforcement Program and as introductory information for utilities invited to participate in the Region 4 Management, Operation, and Maintenance (MOM) Programs Project. Questions in this document are provided to initiate the thought process necessary for conducting an evaluation of a collection system. Formal instruction for conducting an evaluation under the MOM Programs Project is provided in separate literature.

The MOM Programs Project is conducted in compliance with EPA Policy, EPA Guidance, and Rules and Regulations promulgated under the Clean Water Act. If some statement or part of the document is not in compliance with the Act, EPA Policy, EPA Guidance or the Rules and Regulations, then it should not be construed as conveying rights not conveyed by the Clean Water Act, EPA Policy, or the Rules and Regulations.

September 2003



# Introduction

Many collection systems have received minimal maintenance for many years. This has resulted in deteriorated sewers with a high potential for overflows, cave-ins, hydraulic overloads at treatment plants, and other problems. There are two central reasons for conducting an evaluation of a municipal collection system:


## Public and Environmental Health

Sanitary sewer overflows (SSOs) are a frequent cause of water quality violations. Beach closings, flooded basements, closed shellfish beds, and overloaded water treatment plants are a few of the symptoms of an inadequate collection system. Streams influenced by frequent SSOs support only the hardiest of species.



## Legal Considerations

A discharge permit issued through the National Pollutant Discharge Elimination System (NPDES) requires that the “permittee shall at all times properly operate and maintain all facilities and systems of treatment and control (and related appurtenances) that are installed or used by the permittee to achieve compliance with the conditions of this permit.” SSOs may be considered a violation of this permit provision.



SSOs may also be considered an unpermitted discharge of pollutants from a point source, as defined in the Clean Water Act.

A goal of the collection system evaluation should be to discover if a utility is plagued by overflows and/or bypasses within its system of conveyance to a treatment facility. If so, what are the impacts? Is the utility aware of the problem? Are they taking appropriate steps to address the problem in a timely manner and prevent future reoccurrence?

# Management

The first step on any evaluation should be the “home office.” This location is a point of administration, and may include functions such as utility management, finance, engineering, planning, procurement, warehousing, personnel, or legal review. In a large city, this work may be split between different departments. A small town may have only one or two people doing some of these activities. Much of the information needed from this source can be obtained before the evaluation by a written request. Areas of review should include:



## ✓ *Financial Administration*

EPA and others have published guidance on the financial aspects of operating a wastewater utility. This is the single most important aspect of utility operation. Inadequate funding diminishes the chances for success.

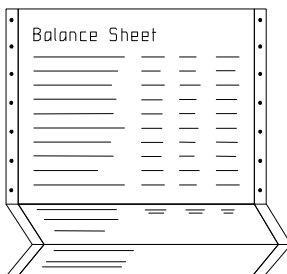
### **User Rate/User Charge**

- What are the utility’s current rates?
- How are user rates calculated?
- How often are user charges adjusted based on that evaluation?
- Does the utility receive full funding from its revenue?
- Are utility funds used for other government activities?



### **Budget**

The utility should be operating on an annual budget that details funding for all functions.



- Does the utility budget for annual operating costs?
- Does the budget provide sufficient itemization?
- Does the utility maintain a fund for future equipment and infrastructure replacement? How is work financed?

- Does the budget provide for sufficient funding?

### **Public Education/Outreach**



The utility should be talking with the public on issues such as user rates and charges. It is up to the utility to educate the public on wastewater treatment, its impact on water resources, and the importance of keeping the user rates current. By maximizing resources and operating facilities efficiently, the utility may be able to delay increases in user rates for a short time. Adjustments for more efficient operation should be made before approaching the public on these issues.

- What type of public education/outreach programs does the utility have about the use of income from utility rates?
- Do these programs include communication with several groups such as local governments, community groups, the media, young people (schools, youth organizations)?

## **✓ Personnel Administration**

### **Organization**

- Is an organizational chart available which shows the various positions budgeted and filled?
- Are position descriptions available?

### **Operator Safety Program**

A utility can have several levels of a safety program. It should consist of top administration, a safety department, a safety committee, and field personnel. For a small utility, top administration could be the mayor while a large utility could employ a personnel manager. All utilities should have a safety program that includes a safety policy, safety training and promotion, and accident investigation and reporting.



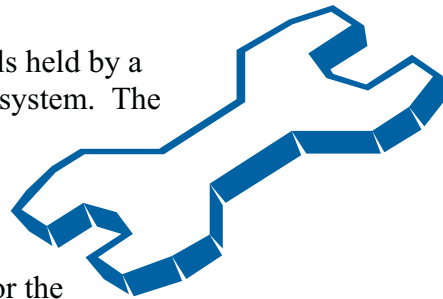
- Is there a documented safety program supported by a top administration official?
- Is there a safety department that provides training,

equipment, and an evaluation of procedures?

- Are all operators required to follow safe work procedures, such as the use of protective clothing and headgear, confined spaces, lock-out/tag-out policies, etc.?
- Is there a confined space entry procedure for manholes, wet wells, etc.?
- How often are safety procedures reviewed and revised?
- Does the safety department communicate with field personnel on safety by a procedures memo, direct communication, a video, etc.?

### ✓ *Equipment and Tools Administration*

The amount and types of equipment and tools held by a utility depend on the size, age, and condition of the system. The decision as to the type and amount of equipment to have on hand is a difficult one. A small utility may find it hard to justify the purchase of expensive, specialized equipment. The utility must identify the problems in the collection system and arrange for the appropriate tools and equipment accordingly. An alternative to purchasing is leasing, contracting, or sharing costs with other communities.




- Is there a list of equipment and tools used for operation and maintenance?
- Do field personnel feel they have access to the necessary equipment and tools to do all aspects of the operation and maintenance of its collection system?
- Is there access to suitable equipment if the utility's equipment is down for repair?
- Does the utility own or have ready access to a sufficient number of emergency power generators?
- Where does the utility store its equipment?
- Is a detailed equipment maintenance log kept?
- Are written equipment maintenance procedures available?

- What is the procedure for equipment replacement?
- If an in-house motor pool is used, what is the turnaround time for service?

Equipment that has reached its useful life should be replaced. To reduce the financial burden of equipment replacement, a fund should be established for equipment replacement. A utility should keep detailed records on the cost of operating the equipment to make good decisions about equipment replacement.

### ✓ *Legal Administration*

The utility should have legal documents to protect its collection system. Typically, sewer ordinances exist to satisfy Clean Water Act pretreatment regulations and to assure the utility's compliance with its NPDES permit. A legally sound sewer ordinance will give the utility retribution when corrosive and/or toxic materials are introduced into the collection system. Another important element is a grease control ordinance. Grease traps should be inspected by the utility for compliance. Some utilities choose to permit each trap owner.

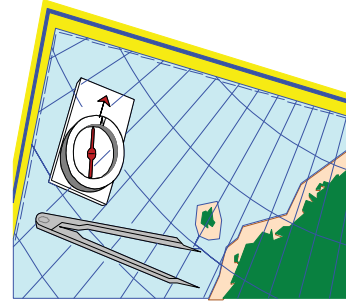


- Is there a sewer use and a grease control ordinance?
- Is there active enforcement of the sewer and grease control ordinances?
- Are all grease traps inspected regularly?
- How does the utility learn of new or existing grease traps?
- Who is responsible for enforcing the sewer ordinance and grease ordinance? Does this party communicate with the utility department on a regular basis?
- Are there any significant industrial dischargers to the system?
- Is there a pretreatment program in place?

✓ **Engineering Administration**

**System Mapping and As-Built Plans**

The utility should have an overall map of the collection system with sufficient detail to allow easy interpretation. There should be a collection system inventory organized by plant service areas that include the following information:



Gravity Lines:	Lineal feet by diameter
Manholes:	Number
Pump Stations:	Number by type
Force Mains:	Lineal feet by diameter
Air Release Valves:	Number and location
Inverted Syphons:	Number and location
Other Major Appurtenances:	Number and location
Service Population	By facility service area


A sewer atlas detailing the location of the above items should be available. The type of sewer atlas used by the utility will depend on their needs and resources. A large metropolitan utility may find that a sophisticated, computerized mapping system is required. A small community may be satisfied with a hand-drafted version.

- What type of mapping/inventory system is used?
- Is there a procedure for recording changes and updating the mapping system?

Mapping and inventory revisions should occur when there are changes in the collection system such as additions or repairs. Comprehensive maps of the system should be printed annually for large utilities, and a staff of “mappers” will likely be required to keep the maps up to date. Utilities may alternatively choose to contract map services. This is especially true if much catch-up work is required.

**Design and Capacity Analysis**

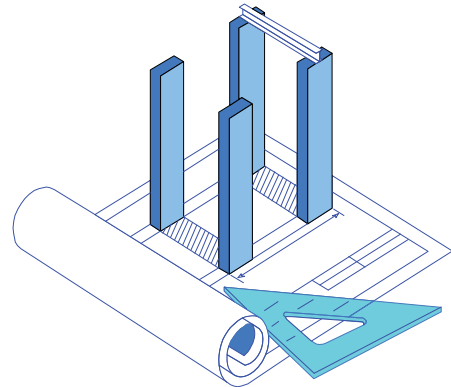
Through the interview and document review process, the evaluator should discover design procedures and the criteria needed for new work. In particular, the evaluator should discover how the utility determines the adequacy of the existing system for transmitting and treating future flows. The evaluator should discover what control the utility has over new connections to the system.



- Is there a document which details the design criteria and standard construction details for gravity sewers, force mains, and pump stations?
- Is there a document that describes the procedures that the utility follows in conducting a design review? Are there any standard forms that guide the utility?
- What procedures are used in determining whether the existing sewer system capacity is adequate for new connections?
- Is any flow metering accomplished prior to allowing new connections?
- Is there a mathematical model of flow in the system used to predict the effects of new connections?
- Is any certification required which attests capacity is available for a new connection before it is made?

### **Construction**

Through the interview and document review process, the evaluator should determine what procedures the utility uses to inspect and test new construction. These activities are important to ensure that new facilities do not contribute to future operation and maintenance problems. Excessive infiltration and inflow problems can exist with new construction if not properly built.



- Is there a document that describes the procedures that the utility follows in conducting their construction inspection and testing program? Are there any standard forms that guide the utility in conducting their construction inspection and testing program?
- Is new construction inspected by the utility or others?
- What are the qualifications of the inspector(s)?
- Is inspection supervision provided by a registered Professional Engineer?
- How is new construction tested? (air, water, weirs, etc.)
- Is new construction televised using closed-circuit camera techniques?
- Is new construction built to standard specs set by the local utility and/or the State?

- Is there a warranty for new construction? If so, is there a warranty inspection done at the end of this period?

### **Sewer System Evaluation Survey (SSES) and Rehabilitation**

The SSES and sewer rehabilitation program is a structured methodology for finding the holes in a system and fixing them. Cost analysis is the major factor in determining the scope of rehabilitation. Due to the requirements of EPA's Construction Grants Program, many systems did evaluation surveys as a condition of their grant. Some systems also received grant funds for rehabilitation.

The SSES is a two-phase operation. The first phase is to gather preliminary information and technical data. Flow monitoring, records and map evaluations, and system inspection are some of the tasks to be completed. Prioritizing areas for further evaluation is the end result of phase one.

The second phase is to conduct further testing of the prioritized sewer areas identified in the preliminary phase and analyze these results. Rehabilitation recommendations based on a cost-effective analysis is the end result of phase two and concludes the SSES.

Rehabilitation may consist of a variety of techniques designed to reduce inflow and infiltration into the sewer system. Many methods are available with highly variable costs and service lives. Rehabilitation costs are usually significantly less than replacement costs.

SSES and rehabilitation activities are best described as a highly intensive program of operation and maintenance. Because over time many utilities have neglected proactive operation and maintenance of their sewer systems, these activities are often used to "catch-up" to a condition which can be maintained on a regular basis. Many of the techniques used in SSES and rehabilitation activities are described in the Operation and Maintenance section of this document, and should also be elements found in a proactive operation and maintenance program.

- Have SSES activities been performed in the past? If so, is documentation available?
- Has any sewer rehabilitation work been done in the past 15 years?
- How many sanitary sewer overflows have occurred in the last year?
- Is there a record?

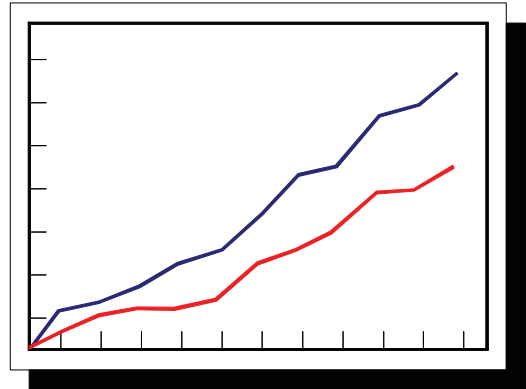




## ✓ *Water Quality Monitoring*

Monitoring streams in the service areas can help identify problems in the collection system such as leaking pipes, washed-out stream crossings, and other pollution sources which could be attributed to the sewer system. Fecal Coliform is a common parameter monitored to detect potential contamination from sewers.

- Is there a water quality monitoring program in the service areas?
- If so, what parameters are monitored and at what frequency?
- How many locations are monitored?



## ✓ *Management Information Systems*

A management information system uses data from work reports prepared by field personnel to optimize the operation and maintenance of the collection system. A powerful tool, the information system is used as an aide to schedule preventive and reactive work on the system. It can also be used to measure efficiency, and track and develop costs.

- What types of work reports are prepared by the field personnel?

Examples include:

- Main Sewer Construction
- Main Sewer Maintenance
- Main Sewer Repair
- Structure Maintenance
- Structure Repair or Abandonment
- Building Sewer Maintenance
- Building Sewer Repair

- Do the work reports include complete and useful information?
- How are records kept?
- Does the facility use computer software to manage information? If so, what type of systems are used?

- What kind of management reports are generated from the work report data?

Examples include:

- Payroll
- Production
- Work Costs
- System Inventory
- Main line maintenance history
- Service line maintenance history
- Main and service line repair history

### **Performance Indicators**

Performance indicators are used to determine the condition of the system. These indicators are not absolute because there may be other reasons to suggest a less than adequate system condition. However, if several of the factors indicate possible problems, further investigation is warranted.

- What is the per capita wastewater flow for the maximum month, week, and day?

**EPA considers Infiltration/Inflow (I/I) to be excessive if the total daily flow during periods of high groundwater exceeds 120 gallons per capita per day (gpcd), and during a storm event exceeds 275 gpcd.**

- What is average annual BOD of the treatment facility influent?

An average of much less than 200 mg/L may indicate excessive I/I.

- What is the ratio of maximum wet weather flow to average dry weather flow?

A review of 10 case studies by EPA found that peak wet weather flow ranged from 3.5 to 20 times the average dry weather flow. Typically, as the ratio approaches 4 to 5, the likelihood of surcharge and overflow increases.

- What is the annual number of overflows, and what are the causes (i.e., grease blockages, debris blockages, pump malfunctions, overloaded sewers, lift station power loss, etc.)?

- What is the annual number of sewer cave-ins? What were the causes (i.e., pipe corrosion, root intrusion, leaks, etc.)

✓ ***Complaints***

- How are public complaints handled?
- What are the common complaints received?
- How often are these complaints reported?
- Is there a record?
- Does the utility have a procedure in place to evaluate and respond to complaints?

✓ ***Public Relations***

- Is there a public relations program in place?
- Are the employees of the utility trained in public relations?
- What type of public notification is given for treatment plant upsets or collection system overflows?
- Is the public notified prior to major construction or maintenance work?
- How often does the utility communicate with other municipal departments?

✓ ***Emergency Maintenance and/or Contingency Plans***

- Does the utility have a written emergency maintenance plan?
- What type of equipment does the utility have available for emergency maintenance?  
How quickly can the utility access that equipment in case of an emergency?

✓ ***Spare Parts Inventory Management***

- Does the utility have a central location for the storage of spare parts?
- Have spare parts which are difficult to obtain, but critical to operation been identified?
- Does the utility maintain a stock of common spare parts on its maintenance vehicles?

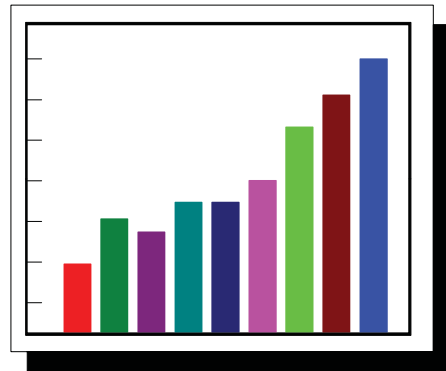
- What methods are employed to keep track of the location, usage, and reordering of spare parts? Are parts logged out when taken by maintenance personnel for use?
- Does the utility salvage specific equipment parts when equipment is placed out of service and not replaced?
- How often does the utility conduct a check of the inventory of parts to ensure their tracking system is working?
- Who has the responsibility to track the inventory?

## Operation and Maintenance

The operation and maintenance (O&M) of a wastewater collection system is a difficult undertaking. Besides keeping the system in good working order, a proper O&M program should convey all wastewater to the treatment plant. A well-operated system will employ many, if not all, of the techniques described in this section.

### ✓ *Maintenance Scheduling*

- Does the utility schedule its maintenance activities?
- How are priorities determined?
- How is the effectiveness of the maintenance schedule measured?



### ✓ *Sewer Cleaning*

Sewer utilities have been cleaning lines for a long time. Most sewer cleaning programs have been directed towards emergency situations which occur due to stoppages. A better O&M program will have regular cleaning schedules for the system.

- Is there a routine schedule established for cleaning sewer lines on a system-wide basis (e.g., “once every seven to twelve years,” or “between 8% and 14% per year” ?

- Is there a process present to identify sewer line segments that have chronic problems and that should be cleaned on a more frequent schedule?

### **Cleaning Equipment**

Mechanical cleaning equipment, such as a rodding device or bucket machine, has been the mainstay of utility cleaning operations for a long time. Though this type of equipment is still in use, hydraulic cleaning equipment which uses water pressure directed through a nozzle has generally replaced the need for mechanical equipment.

- What type of cleaning equipment does the sewer utility use?
- How many cleaning units of each type does the utility have?
- How many cleaning crews and shifts does the utility employ?
- How many cleaning crews are dedicated to routine cleaning?
- How many cleaning crews are dedicated to emergency cleaning?
- What has the utility's experience been regarding pipe damage caused by mechanical cleaning equipment?
- Where is the cleaning equipment stationed?

### **Chemical Cleaning and Root Removal**

Roots are a major cause of stoppages in many systems, so root removal and control is an important utility operation.

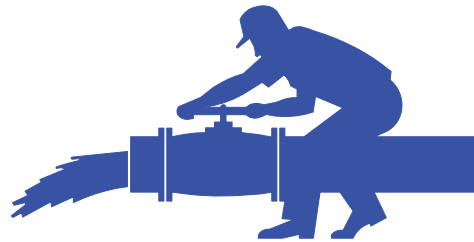
- Does the utility have a root control program?
- Are chemical cleaners used? What types?
- How often are they applied?
- How are the chemical cleaners applied?
- What results are achieved through the use of chemical cleaners?

## ✓ *Hydrogen Sulfide Monitoring and Control*

The presence of hydrogen sulfide gas in gravity and pressure sewer lines can, and often does, lead to serious and catastrophic corrosion of concrete pipes and the metallic components of sewer systems. Hydrogen sulfide corrosion is usually a problem in areas having little topographic relief where there may be long travel times. Hydrogen sulfide corrosion can also be a problem downstream from pump stations having long wet well holding times.

- Are odors a frequent source of complaints?
- Has the sewer utility verified the existence/non-existence of a hydrogen sulfide problem, and if one is present, does it have in place corrosion control programs?
- What are the major elements of the utility's program?

A control program could be use of chemicals or aeration to prevent the formation of hydrogen sulfide. Pipe materials which resists corrosion are also effective. Often, a combination of approaches will be included in a program.



## ✓ *Lift Stations*


Lift stations are an important part of most wastewater systems. In coastal or other areas with little topographical relief, lift stations are a major O&M item. The effects of deteriorated collection systems are often realized at lift stations in the form of severe overflows during rain events.

### **Operation**

- How many personnel are detailed to pump station operations and maintenance?
- Are these personnel assigned full-time or part-time to pump station duties?
- Is there sufficient redundancy of equipment?

### **Emergencies**

- Who responds to lift station overflows? How are they notified?



- How is loss of power at a station dealt with? (e.g., on-site electrical generators, alternate power source, portable electric generators)


### **Alarms and Monitoring**

- How are lift stations monitored?

The answer to this question will depend on the station size, and the size and complexity of the system. In many systems, audible alarms or flashing lights are used to indicate a problem at the station. Reliance is placed on either the local populace or law enforcement to notice and report an alarm. In more modernized systems, alarm conditions are remotely monitored at a central location. This is particularly true for the larger stations. These SCADA (Supervisory Control and Data Acquisition) systems allow for real-time control, monitoring, and record keeping from remote locations.

### **Inspection**

- How often are lift stations visited?
- What is inspected during these visits?
- Is there a checklist?



### **Preventative and Routine Maintenance**

- Is there a preventive maintenance program for lift station equipment, and if so, what is involved in this program?
- Is an adequate parts inventory maintained for all equipment?
- Is there a sufficient number of trained personnel to properly maintain all stations?

### **Record keeping**

- Are O&M logs maintained for all pump stations?
- Are manufacturer's specifications and equipment manuals available for all equipment?
- Are run-times or ampere readings recorded for all pumps? How is this information used to assess performance?

### **Force Mains and Air Release/Vacuum Valves**

Force mains and air release/vacuum valves are an integral part of the transmission system. Force mains receive the lift station effluent and convey it to the gravity system or the treatment plant. Air release/vacuum valves are installed at the high points of the force main.

The route of force mains should be inspected regularly in order to determine if any leaks are present. This is particularly true where the route is through remote areas. Air release/vacuum valves should be identified and receive regular documented maintenance. Malfunctions of these valves can lead to overflows and/or a reduced hydraulic capacity of the force main.

- Does the utility schedule and conduct inspections of force main routes?
- Does the utility have a scheduled maintenance/inspection program for air release/vacuum valves?

### **✓ Sewer System Evaluation**

As discussed in the Management section, many of the techniques in use for SSES work should be a part of a utility's operation and maintenance program. Larger utilities can justify the purchase of much of the equipment used in this effort.

#### **Flow Monitoring**



Flow monitoring data collection and evaluation should be an important part of a good O&M program. A well-designed flow monitoring program will give a snapshot of the current condition of the system. By isolating the portions of the system that are making the greatest contribution to the problem, resources can be directed where they will be of greatest benefit.

Techniques used to monitor flow include continuous metering, nighttime field measurements, quantification of pump run-times, and flow measurements taken at the treatment plant. Continuous flow measurement at key locations throughout the collection system will give the most accurate indication of system integrity. The other techniques have been used to some advantage with smaller systems.

Use of meters which measure depth of flow and velocity will allow accurate results, even under surcharged conditions. Meters are available which allow continuous data recording



which can either be downloaded locally or transmitted to a remote location. Coupled with appropriate software, this is a powerful tool for sewer system evaluation.

- Does the utility have a flow monitoring program? If so, what methods are used?

### **Manhole Inspection**

Inspecting manholes is an important part of any maintenance program. Often utilities are unaware of the location of many of their manholes. This is unfortunate since manholes are an important source of I/I and are good indicators of problems in the system. Missing manhole lids and offset manhole cones are often the result of sewer overflows. Debris on manhole steps or high waterlines indicate the presence of surcharged conditions.

Some utilities use manhole inserts to reduce inflow to the system. A manhole insert is a small, tub-shaped plastic device installed at the top of the manhole and held in position by the manhole lid. Its purpose is to catch water that enters the manhole via holes in the lid or via the access pick holes.

- Does the utility have a routine manhole inspection program?
- Is there a data management system for documenting and tracking manhole inspection activities?
- What triggers whether a manhole needs rehabilitation?

### **Sewer Cleaning Related to I/I Reduction**

- Are sewers cleaned prior to flow monitoring?
- Are sewers cleaned prior to televised inspection?

### **Televised Inspection**

Inspecting sewers using closed-circuit television (CCTV) cameras is a powerful tool for I/I reduction. Leaking joints or punctures can be easily detected and often repaired at the time of inspection. CCTV is also a good method to inspect the integrity of new construction before the warranty expires.

- Does the utility use televised inspection? If so, in what context?


### **Smoke Testing and Dyed Water Flooding**

These techniques are useful to locate defects in the system and illegal connections.

- Does the utility use smoke testing to identify sources of inflow into the system?
- Does the utility use dyed water flooding to identify suspected sources (indirect connections) of inflow into the system when smoke testing yields inconclusive results?
- Is there a data management system for tracking these activities?
- Is there a document that describes the procedures that the utility follows? Are there any standard forms?

## ✓ *Rehabilitation*

Several techniques are available for sewer rehabilitation. A determination of the best techniques to apply to a particular situation should be made following the SSES and an economic analysis comparing the different options.



### **Main Line Repairs**

#### Point and Replacement Repairs

Point repairs consist of repairing cracked, corroded, or broken gravity sewers and force mains. This work typically includes excavation to the location of the break, removal of the broken pipe section(s) and replacement with new pipe.

#### Joint Testing and Grouting

Joint testing and grouting are done on sewer line sections with leaking joints but no structural defects. This work can be done in conjunction with the routine televising of lines. Grouting has a limited life and must be repeated every 5-10 years.

#### Sewer Lining

Sewer lining is a technique which returns pipe to new condition. Many of the current systems can be used where pipe is structurally deficient. Due to the limited excavation required for these techniques, they are good choices where surface construction would cause much disruption.

- What type of main line repairs has the utility used in the past?
- Does the utility currently use any of above techniques for main line repairs?

## **Manhole Repairs**

Manhole repairs consist of repairing structural defects or leakage in individual manholes and castings. The structural repair work may include:

- Complete manhole replacement
  - Replacing castings (lid and frame)
  - Replacing defective adjusting rings or top segments
  - Spray relining the existing manhole
  - Grouting fissures to eliminate leakage
- What rehabilitation techniques are used for manhole repairs?
  - What type of documentation is kept?

## **✓ *Service Laterals***


Service laterals can often be the largest source of I/I to a system. Taps, joints, and locations of structural damage are common points where I/I may be introduced into the collection system. Most utilities have legally established what part(s) of the service lateral they maintain. Jurisdiction may cover the tap only, cover all construction to the property line, or cover construction all the way to the building. The utility itself may not have direct control over installation of new service laterals. Typically the municipality's building inspectors have this responsibility. What is important is that there is communication and a consistency of standards between the utility and building departments.

- To what degree does the utility have responsibility for service laterals?
- Does the utility have a written procedure for the approval and inspection of new construction service laterals?
- Does the utility require service laterals to meet certain standards of construction? How are these standards made available to builders?
- Does the utility have a procedure to actively find and remove illegal tap-ins?
- What is the utility's jurisdiction related to repair/replacement of service laterals?
- Does the utility include I/I originating from service laterals as part of their system evaluations?

## ✓ *Alternative Collection Systems*

Alternative collection systems differ significantly from the conventional gravity sewer commonly employed to convey wastewater. Alternative systems include: grinder pump pressure systems, septic tank effluent pump (STEP) systems, small diameter gravity systems, and vacuum collection systems. Each system has its own unique operation and maintenance requirements and could be found as a subset of a system which is predominately gravity sewer or by itself as a stand-alone utility.

Although each alternative system operates differently and has different maintenance requirements, all require a similar management system. In each system appurtenances are located at each residence, so the utility needs to have ready access, maintain adequate spare parts, and install alarm systems to notify the utility of any problems between inspections.



### **Grinder Pump Systems**

Grinder systems employ a holding tank (typically up to 100 gallons and located near an individual residence) which houses a small pump with a grinder attached. Wastewater is discharged intermittently using float controls. The collection system is comprised mostly of 1½" and 2" PVC plastic lines. Manholes are generally not installed, but cleanouts should be installed at the ends of all lines and at critical points. Air release valves are installed at the downstream side of high points. Pressures are low.

A system serving 500 homes would include 500 individual pump stations so a utility needs to have an appropriate staffing level for maintenance. A minimum of two personnel should be available. Generally speaking, a staff including two full-time employees per 1,000 stations has been found sufficient for well-designed systems.

Major sources of emergency maintenance include electrical problems and grease buildup in the holding tanks, resulting in failure of the floats to activate the pumps. Corrosion within the holding tank can also be a problem. Grinding solids reduces the likelihood of solids deposition, but hydrogen sulfide may be a problem where the pressure line discharges to the treatment plant or into a gravity collection system.

Pump preventive maintenance is critical and adequate spare pumps should be in inventory. Pumps and grinders may require frequent replacement and overhaul. Pump life is limited and a plan to replace all pumps should be in place. Infiltration is generally not a problem, but exfiltration may occur through deteriorated joints.

## Septic Tank Effluent Pump Systems

STEP systems are similar to the grinder pump system except a septic tank replaces the holding tank and grinders are not present on the pumps. A greater range in pump types (centrifugal, progressive cavity, etc.) are common with these systems. Although the septic tank provides preliminary treatment and solids settlement, it is part of the collection system.



Significant infiltration may occur with poorly sealed and constructed septic tanks. Lines are generally sized assuming low infiltration rates. High infiltration rates will increase pump operation and may reduce pump life.

The wastewater is highly septic and can cause odor and corrosion problems where the pressure line discharges into a conventional manhole or treatment works. Proper operation and maintenance of the septic tank is essential for proper function of the collection system, so tanks should be pumped out on a set schedule.

## Small Diameter Gravity Sewers

Like STEP systems, small diameter gravity systems use septic tanks for preliminary treatment and solids removal. However, no pumps are used. The septic tank overflows into a small diameter (4" and up) pipe placed at a moderate grade. The lower solids concentration in the wastewater results in less deposition of solids in the pipe.

Cleanouts are generally used in place of manholes, and pipes are sized assuming low infiltration rates. Similar to the STEP system, the integrity and maintenance of the septic tank is a critical factor for proper operation.

## Vacuum Sewer Systems

Vacuum systems have a central vacuum station which includes vacuum pumps, holding tanks, and pressure pumps. The vacuum pumps provide a continuous suction in the collection line. A holding tank and vacuum valve are installed near each residence.

When the wastewater reaches a set level in the holding tank, the valve is opened to release a slug of liquid into the collection line. A loss of vacuum in the system will generally trigger a fault condition. Major breaks may cause the system to shut down, and leaks are difficult to locate. Once the wastewater arrives at a central vacuum station, it enters a holding tank and is pumped to the treatment facility through a force main.

- Does the utility have control of the near-residence portions of the collection system?
- Who owns the near-residence systems?
- Does the utility do periodic inspections of the near-residence facilities?
- What is the frequency of these inspections?
- Are pressure check valves installed on pumps?
- Are clean-outs installed at the end of each branch line?
- Is a pipe locating system installed?
- Are air release valves installed on the downstream side of high points?
- Does the system have a warning alarm system at each residence?
- How does the utility respond to the alarm system?
- Are odor control systems are installed?



**EPA Region 4  
Guide to  
Collection and Transmission System  
Management, Operation, and Maintenance Programs**

**Version 1.1**



**PURPOSE & DISCLAIMER**

This document is the work product of the EPA Region 4, Water Protection Division, Clean Water Enforcement Branch (CWEB) and supercedes a previous draft dated September 2003 (Version 1.0). This document serves as an introduction for new Region 4 inspectors in the CWEB Municipal Infrastructure Enforcement Program and contains descriptive information for utilities conducting self-assessments in the Region 4 Management, Operation, and Maintenance (MOM) Programs Project.

The MOM Programs Project is conducted in compliance with EPA Policy, EPA Guidance, and Rules and Regulations promulgated under the Clean Water Act. If some statement or part of the document is not in compliance with the Act, EPA Policy, EPA Guidance or the Rules and Regulations, then it should not be construed as conveying rights not conveyed by the Clean Water Act, EPA Policy, or the Rules and Regulations.

October 2011

**TABLE OF CONTENTS**

**Contents**

INTRODUCTION ..... 1

SYSTEM PROFILE AND PERFORMANCE SUMMARY ..... 4

MANAGEMENT PROGRAMS..... 6

    1. Organization..... 6

        a. Organizational Chart ..... 6

        b. Relation to Other Municipal Functions..... 6

    2. Training..... 6

        a. Technical Training Program..... 6

        b. Skills Training Program ..... 6

        c. Safety Training Program ..... 7

    3. Safety ..... 7

        a. Safety Authority ..... 7

        b. Confined Space Program ..... 7

        c. General Safety Procedures Program ..... 7

        d. Traffic Management Procedures Program ..... 7

        e. Lock-Out/Tag-Out Program..... 7

        f. Safety Equipment Program..... 7

        g. Safety Performance Program ..... 8

    4. Information Management Systems (IMS)..... 8

        a. Management Programs IMS..... 8

        b. Operation Programs IMS ..... 8

        c. Maintenance Programs IMS..... 8

        d. Customer Service IMS..... 8

    5. Engineering..... 8

        a. Collection and Transmission System Plans Program..... 8

        b. System Inventory Program..... 9

        c. Mapping Program..... 9

        d. Sewer System Design Program..... 9

        e. New Construction and Rehabilitation Inspection Program ..... 9

        f. Acquisition Considerations Program..... 9



g. Continuous Sewer System Assessment Program.....	9
h. Infrastructure Rehabilitation Program .....	11
i. System Capacity Assurance Program .....	11
6. Overflow Tracking.....	12
a. State Agency Reporting Program.....	12
b. Local Agency Reporting Program .....	12
c. Records Management Program .....	12
7. Financial Analyses.....	12
a. Cost Analysis Program.....	12
b. Capital Improvement Financing Program.....	12
c. Budget and Customer Rate Program .....	13
8. Equipment and Supplies .....	13
a. Spare Parts Inventory Program .....	13
b. Equipment and Tools Inventory Program.....	13
c. Vehicle Repair Program .....	13
9. Customer Service .....	13
a. Complaint Management Program .....	13
b. Public Information Program.....	13
c. Public Education Program.....	13
10. Legal Support.....	14
a. Inter-Jurisdictional Agreement Program.....	14
b. Sewer Ordinance Program .....	14
11. Water Quality Monitoring.....	14
a. Routine Monitoring Program .....	14
b. Investigative Monitoring Program.....	14
c. Impact Monitoring Program.....	14
12. Contingency Plan for Utility Infrastructure .....	15
a. Contingency Planning Program .....	15
b. Response Flow Diagram .....	16
OPERATION PROGRAMS.....	17
1. Pump Station Operation.....	17
a. Preventive Operation Program .....	17
b. Reactive Operation Program.....	17

2. Pretreatment Program .....	17
3. Corrosion Control Program.....	17
4. Fats, Oils, and Grease Control Program .....	17
5. Service Connection/Disconnection Program .....	18
6. Private Haulers Program .....	18
7. Line Location Program .....	18
MAINTENANCE PROGRAMS .....	19
1. Pump Station Preventive Maintenance .....	19
a. Pump Station Repair Program.....	19
b. Electrical Maintenance Program.....	19
c. Mechanical Maintenance Program.....	19
d. Physical Maintenance Program.....	19
2. Gravity Line Preventive Maintenance .....	19
a. Routine Hydraulic Cleaning Program .....	19
b. Routine Mechanical Cleaning Program .....	19
c. Root Control Program .....	20
d. Manhole Preventive Maintenance Program .....	20
3. Air Valve Preventive Maintenance Program .....	20
4. Maintenance of Way .....	20
a. Maintenance of Rights-of-Way and Easements Program .....	20
b. Street Paving Monitoring Program .....	20
5. Reactive Maintenance Program .....	20

## INTRODUCTION

A utility should develop an appropriate, comprehensive Management, Operation and Maintenance (MOM) Program for the sewerage infrastructure (sewer system and wastewater treatment plant) which it owns and operates. A comprehensive MOM Program is comprised of individual management, operation, and maintenance programs, each of which:

- is specific to, and tailored for, the utility's infrastructure;
- has a written purpose explaining why the program is needed; has specific written goal(s) establishing the accomplishment(s) desired for the current fiscal year;
- has the details of the activities and procedures that are followed to implement the program written down in the form of Standard Management Procedures (SP), Standard Operating Procedures (SOP), and/or Standard Maintenance Procedures (SMP) that are used by the utility's personnel;
- is implemented by well-trained personnel; has established appropriate performance measures which are tracked by management; and,
- has a written procedure requiring periodic review, evaluation, and any necessary revision.

An important concept is that MOM programs are utility-specific. Most, if not all, of the programs described in this guide are based on actual programs observed at proactive utilities. However, utilities may have different titles for the various MOM programs described in this guide and may have them organized very differently. Some utilities may be organized in a way that they consolidate some of the MOM programs described in this guide, or they may exclude part of a program described in this guide because of justifiable circumstances. Utilities may also have additional MOM programs that are not contained in this guide.

### Tailored to the Utility

The utility should have programs tailored to match its geographic, physical, and climatic conditions; level of complexity; infrastructure configuration; and level of sophistication. Utilities may also have a number of their MOM programs implemented through a managed contract rather than by their own trained personnel.

### Program Purpose

The purpose of a given MOM program is the reason why the program is needed and why it exists.

*Example:* The purpose our utility's smoke testing program is to identify sources of inflow our sewer system that need to be eliminated so that we can regain some of our peak flow capacity.

### Program Goal

The individual program goal(s) establishes the accomplishments desired for the given MOM program during the upcoming fiscal year.

*Example:* The goal our smoke testing program for this fiscal year is to reclaim system peak

capacity, and to reduce treatment plant hydraulic loading by identifying sources of inflow to the system by conducting investigations in the ABC and DEF sewersheds. This goal will be accomplished in a cost-effective manner using our personnel and by using a contractor.

### Program Documentation

The program documentation specifies, in writing, the specific details of the activities and procedures that personnel follow to implement the program. Program documentation should be maintained in a central location and made available to all personnel.

*Example:* Our utility has a long-term, ongoing, smoke testing program. The program priorities and standard operating procedures are contained in a manual entitled “Smoke Testing Program for Utility X.”

### Implemented by Trained Personnel

Training programs are established and followed to ensure that utility personnel are well-trained to implement each program and successfully achieve each program’s goals.

*Example:* All personnel assigned to our smoke testing activity receive three hours of basic training followed by eighty (80) hours of on-the-job training to assure competency. Our contract with outside sources to conduct smoke testing requires the contractor to follow our standard operating procedures.

### Performance Measures

Appropriate performance measures should be established for each program and reviewed at minimum on an annual basis.

*Example:* During this fiscal year, the performance goal is to smoke test 200,000 lineal feet of gravity sewer in two sewersheds selected according to our priority procedures. Last year, we exceeded our performance goal of 178,000 lineal feet of gravity sewer by smoke testing 193,000 lineal feet. As a result, 623 defects were identified and passed on to our rehabilitation and private service lateral programs for correction.

### Periodic Evaluation

An evaluation by utility management should occur for each program, annually at minimum, to evaluate how well a program accomplished the program goals established at the beginning of the period and to determine whether the program, as presently implemented, is using the most efficient approach. Remedies should be identified and scheduled to correct any deficiencies. Questions the evaluation should answer are:

- Are there program design, resource or implementation deficiencies that keep the program from achieving its performance measures?
- Are these program deficiencies leading to sanitary sewer overflows, permit violations or other

Clean Water Act violations?

- Are there program deficiencies leading to decreased customer service and/or unwarranted deterioration of utility assets?
- Are there changes that should be made to the program that will make its implementation more efficient, thereby conserving resources for better implementation of other programs?

*Example:* The smoke testing program has yielded good results during the past four years. Following our priority criteria, most of the significant inflow problems have been eliminated. Next year the program will be reduced by 25% and the resources applied to our maintenance of way program. Peak flows will be monitored at key locations to determine if this reduction in the smoke testing program will need to be reversed in the future. Additionally, we are conducting a cost analysis to determine whether we should contract out for all smoke testing work in the future.

## SYSTEM PROFILE AND PERFORMANCE SUMMARY

A proactive utility will maintain a profile of its system as a basis for explaining its situation to regulatory agencies, the public, and when networking with other utilities. A profile typically contains basic population and inventory information as well as a recent system performance summary. An example of a system performance summary is provided on the following page.

**Population Served:** .....

**Number of Customers:** .....

**Number of Treatment Plants:** .....

**Total Wastewater Design Treatment Capacity:**

**Total Volume of Wastewater Treated:** .....

**Miles of Gravity Sewers:** .....

**Number of Manholes:** .....

**Number of Inverted Siphons:** .....

**Number of Pump Stations:** .....

**Miles of Force Main:** .....

**Number of Employees:** .....

**Annual Capital Improvement Budget:** .....

**Annual Operation and Maintenance Budget: ...**

**Total Annual Operating Budget:** .....

System-Wide MOM Programs Recent Performance Summary												
Performance Measures for Previous 12 Months											Year	Month
A. Number of Customer Complaints												
B. Number of NPDES Permit Violations												
C. Number of Capacity-Related Overflows												
D. Number of Maintenance-Related Overflows												
E. Number of Operations-Related Overflows												
F. Number of Blockages												
G. Number of Cave-Ins												
H. Number of Pump Station Failures												
I. Peak Flow Factor at Treatment Plant (1 hour high/dry month avg.)												
J. Monthly Average Treatment Plant Flow Rate (gal/capita/day)												
K. Monthly High One Day Treatment Flow Rate (gal/capita/day)												
L. Number of By-Passes at Treatment Plant												
M. Volume of Treatment Plant By-Passes (gal)												
N. WWTP Weekly Average Influent BOD (mg/L)												

## **MANAGEMENT PROGRAMS**

### **1. Organization**

#### **a. Organizational Chart**

An organizational chart clearly depicts all units in the organization, the lines of authority between the various organization units, a description of the functions of each of the organization units, the title and duties of each position in the organization units and an indication of whether or not each position is currently budgeted and filled.

#### **b. Relation to Other Municipal Functions**

An organizational chart clearly depicts the relationship of the sewerage utility to other municipal functions such as public works, streets and drainage, building inspection, building permits, and public health. There is a mechanism for updating the chart in manner timely to changes which may occur in the organization.

### **2. Training**

#### **a. Technical Training Program**

This program specifies requirements (curriculum) for initial and refresher training to ensure each employee has a level of knowledge, commensurate with duties, of the overall functions of the utility's infrastructure. This program also includes outside technical training and networking opportunities, such as conferences and seminars, that are made available to employees.

The program includes the extent to which employee certification, at either the State or the utility's organization level, is required as a basis for obtaining or maintaining a position. Records of technical training are maintained and the degree to which completed technical training is tied to promotion and pay is specified. Finally, the program specifies the technical training required before an employee is permitted to undertake specific work assignments or tasks.

#### **b. Skills Training Program**

This program specifies requirements (curriculum) for initial and refresher training to ensure each employee has a level of knowledge, commensurate with duties, of the specific equipment to be used and the procedures to be followed in carrying out duties. This program should include outside skills training opportunities, such as manufacturers' or vendors' training workshops, that are made available to employees.



The program includes the extent to which employee certification, at either the State or the utility's organization level, is required as a basis for obtaining or maintaining a position. Records of skills training, whether formal or on-the-job apprenticeship, are maintained and the degree to which completed training is tied to promotion and pay is specified. Finally, the program specifies the skills and on-the-job training required before an employee is permitted to undertake specific work assignments or tasks.

**c. Safety Training Program**

This program specifies requirements (curriculum) for initial and refresher training to ensure each employee has an adequate level of knowledge regarding on-the-job safety. The program includes the extent to which employee safety certification at the State or at the utility's organization level is required as a basis for obtaining or maintaining a position. Records of safety training, including on-the-job safety meetings, are maintained. Finally, the program specifies the safety training required before an employee is permitted to undertake specific work assignments or tasks.

**3. Safety**

**a. Safety Authority**

A Safety Authority (whether a safety department, safety committee, safety officer, or similar mechanism) is present to establish utility safety policy, oversee compliance, and maintain the overall Safety Program. Program maintenance includes specifying safety resources needed for utility activities, assuring record of appropriate standard reporting forms, and establishing a Safety Review Board if appropriate.

**b. Confined Space Program**

This program provides marking for confined spaces, and uses a permitting system and written standard procedures for confined space entry.

**c. General Safety Procedures Program**

This program provides instruction in defensive driving, first aid, CPR, personal sanitation, personal protection clothing, and similar general work-related safety issues.

**d. Traffic Management Procedures Program**

This program provides for standard traffic management techniques, off-hour scheduling of line work, and coordination with law enforcement.

**e. Lock-Out/Tag-Out Program**

This program provides signs on equipment involved in the program, limitation to authorized personnel, required tag information, and permit requirements.

**f. Safety Equipment Program**

This program assures the availability of appropriate safety equipment such as tripods and hoists, well-calibrated atmospheric testing equipment, self-contained breathing apparatuses, lights and barricades, exhaust fans, and personal protective clothing.

**g. Safety Performance Program**

This program tracks parameters such as number of injuries, lost days, and workman's compensation claims to be used by management to assess Safety Program effectiveness.

**4. Information Management Systems (IMS)**

**a. Management Programs IMS**

This information management system enables utility management to adequately evaluate operation, maintenance, customer service (complaint response), and system rehabilitation activities so that overall system performance can be determined and utility planning can be conducted.

**b. Operation Programs IMS**

This information management system is used to track scheduled operational activities and to enhance operational performance. The system ensures timely production of operating reports and standardized data collection methods are used by field personnel (e.g., forms or PDA files). The system requires data review by the field supervisor and securely preserves operating records. While the system need not be computer-based, it should be capable of feeding information to the Management Programs IMS.

**c. Maintenance Programs IMS**

This information management system is used to track scheduled maintenance activities and to enhance maintenance performance. The system ensures timely production of maintenance reports and standardized data collection methods are used by field personnel (e.g., forms or PDA files). The system requires data review by the field supervisor and securely preserves maintenance records. While the system need not be computer-based, it should be capable of feeding information to the Management Programs IMS.

**d. Customer Service IMS**

This information management system is used to track reactive activities (i.e., emergencies or customer complaints) and to enhance customer service. The system ensures timely production of complaint reports and standardized data collection methods are used by field personnel (e.g., work order forms or PDA files). The system requires data review by the field supervisor and securely preserves service records. While the system need not be computer-based, it should be capable of feeding information into the Management Programs IMS.

**5. Engineering**

**a. Collection and Transmission System Plans Program**

This program ensures a full set of as-built plans for the collection and transmission system are available, field crews have ready access to the plans, and a written standard procedure is present to account changes, update the plans, and supply revised versions to field crews in a timely manner.

**b. System Inventory Program**

This program ensures an inventory of the utility's collection and transmission system is present, updated, and cataloged by service area or sewershed. The inventory lists the system components with their attributes and characteristics (e.g., pipe age, pipe size, pipe material, invert elevation, pump sizes, location of inverted siphons, pump stations, manholes, etc.).

**c. Mapping Program**

This program ensures adequately detailed maps are available to be used in conjunction with the utility's MOM programs. At minimum, the maps depict the location of gravity sewer lines, force mains, air valves, manholes (by identifying numbers), pump stations, major appurtenances, and the size of pipes.

**d. Sewer System Design Program**

This program ensures all new sewer system construction will be adequately designed and constructed using specifications that assure the integrity of the infrastructure. The program includes documented design criteria (e.g., slope and bedding materials), use of standardized construction details, use of standardized materials and construction practices, a standard design review process which includes review by utility personnel for possible maintenance concerns, standardized review forms, and record keeping procedures.

**e. New Construction and Rehabilitation Inspection Program**

This program ensures new construction or rehabilitative work is properly inspected, and built using the utility's standard construction specifications (including use of best management practices to prevent stream pollution). The program includes use of standardized construction procedures, standardized construction testing procedures, standardized inspection and testing forms/reports, and assurance that the inspection is conducted under the authority and supervision of a registered Professional Engineer. The program also provides subsequent closed circuit television (CCTV) inspection of line construction prior to expiration of the warranty, and retention of the tapes for reference.

**f. Acquisition Considerations Program**

This program ensures prospective infrastructure is inspected and evaluated for compliance with the utility's standard design and construction criteria before it is acquired by the utility from another entity. The program includes written standard procedures to conduct the evaluation and estimate the time/cost requirements to bring the infrastructure into compliance with utility standards.

**g. Continuous Sewer System Assessment Program**

*i.) Prioritization*

This program prioritizes sewer service areas (i.e., sewersheds) for sewer system assessment activities. Prioritization is based upon information such as complaints, flow monitoring (including flow isolation studies), historical location of sewer overflows, pump station run times, field crew work orders, and other relevant information available to the utility.

*ii.) Dyed Water Flooding*

This program conducts dyed water testing, when appropriate, to locate sources of inflow and other illicit connections to the sewer system. The program includes written standard procedures, standard forms, performance measures, and a mechanism for including dyed water testing information in the IMS.

*iii.) Corrosion Defect Identification*

This program identifies locations within the sewer infrastructure subject to corrosion and provides for inspection of those locations for corrosion on a routine basis. The program includes written procedures for corrosion identification, corrosion identification forms, performance goals, corrosion defect analysis, and a mechanism for including corrosion defect information in the IMS.

*iv.) Manhole Inspection*

This program ensures routine inspection of manholes within the sewer system. The program includes standard manhole inspection procedures, manhole inspection forms, performance goals, manhole defect analysis, and a mechanism for including manhole inspection information in the IMS.

*v.) Flow Monitoring*

This program supplies flow monitoring data to support engineering analyses related to sewer system capacity and peak flow evaluations, and to assist scheduling of sewer line maintenance. The program may include installation of an appropriate number of calibrated permanent and/or temporary flow meters, or rudimentary use of visual flow observations taken during base flow periods in wet and dry seasons. The latter option is more cost-effective for some very small utilities. Either program should include a procedure for adequate rainfall measurement, servicing meters, and a mechanism for including flow monitoring information in the IMS.

*vi.) Closed Circuit Television (CCTV)*

This program provides internal inspection of the integrity of gravity sewer lines. The appropriate number of qualified CCTV personnel and dedicated equipment, or the scope of a CCTV contract, is determined to ensure sewer inspection work is completed properly. The program includes standard operating procedures (including pre-inspection cleaning), performance measures, and mechanisms for including CCTV information in the IMS and retaining CCTV tapes.

*vii.) Gravity System Defect Analysis*

This program analyzes gravity sewer system defects. The program includes standard defect codes, written defect identification procedures and guidelines, a standardized process for cataloging gravity system defects, a mechanism for including gravity system defect information in the IMS, and training specified for personnel.

*viii.) Smoke Testing*

This program identifies sources of inflow into the gravity sewer system by use of smoke

testing equipment. The program includes written standard smoke testing procedures, smoke testing forms, performance goals, smoke testing defect analysis, and a mechanism for including smoke testing information in the IMS.

*ix.) Service Lateral Investigations*

This program investigates infiltration and inflow contributions and other problems originating in service laterals. The program includes written standard investigation techniques, standard investigation forms, performance goals, standard analysis procedures, and a mechanism for including service lateral investigation information in the IMS.

*x.) Pump Station Performance and Adequacy*

This program permits evaluation of pump station performance and pump station adequacy. The program includes trend analysis of pump run-time meter, pump start-counter, or amperage data; historical review of the fundamental causes of pump failures; use of appropriate remote monitoring and alarm notification equipment; and a mechanism for including pump station performance information in the IMS.

**h. Infrastructure Rehabilitation Program**

This program rehabilitates gravity sewer lines, force mains, manholes, pump stations, and related appurtenances. The program includes a process for prioritizing rehabilitation, inventory of all completed rehabilitation (including a breakdown of the rehabilitation techniques used), inspection and performance measurement for all completed rehabilitation, written schedules for rehabilitation work, and a mechanism for including rehabilitation information in the IMS.

**i. System Capacity Assurance Program**

*i.) Capacity Assurance for New Connections*

This program ensures there is adequate capacity to collect, transmit, and treat additional sewage expected as a result of prospective new sewer connections. The program is integrated into, or thoroughly coordinated with, the building permit process. It is also integrated into the Acquisition Considerations Program described above in 5(f). The program has a mechanism for including capacity assurance information in the IMS.

*ii.) Protocols for Capacity Assurance*

The program includes, but is not limited to: use of standardized design flow rate rules of thumb (i.e., regarding pipe roughness, manhole head losses, accuracy of distance and slope on as-built drawings, and water use); use of techniques to predict the impacts of additional flow (i.e., use of a hydraulic model of gravity system, pressure system, and other appropriate techniques); and use of flow metering to confirm mathematical estimations of existing peak flow. The program requires certification of adequate capacity by a registered Professional Engineer, and includes an IMS mechanism for integrating analysis from this program with information on infiltration/inflow reduction activities.

## 6. Overflow Tracking

### a. State Agency Reporting Program

This program includes written standard operating procedures which clearly define the minimum State Agency reporting requirements for events where sewage leaves the infrastructure before treatment, and the steps utility personnel must follow to meet or exceed those reporting requirements.

### b. Local Agency Reporting Program

This program provides secondary notice to the public and to other appropriate organizations (e.g., downstream utilities with water intakes and local public health authorities) when an overflow presents an imminent and substantial threat to public health or the environment. The program includes written criteria for making this notice, procedures for notifying news media and posting notices at stream locations, and may also prepare an annual summary report available to the public.

### c. Records Management Program

This program tracks all events where sewage leaves the utility's collection or transmission system before treatment (i.e., overflows to land, directly to waters, or indirectly to waters by storm drains or other paths). The program uses standardized forms which record, at minimum, the following information for response and inclusion in the IMS:

- ❖ Location of the discharge
- ❖ Name of the receiving water and description of the pathway (e.g., storm drain)
- ❖ Estimation of the discharge volume and the method of estimation
- ❖ Description of the system component that is source of the discharge
- ❖ Date and time the discharge started and stopped
- ❖ Root cause, or suspected root cause, of the discharge
- ❖ Steps taken to eliminate the discharge and steps taken to prevent reoccurrence.

## 7. Financial Analyses

### a. Cost Analysis Program

This program regularly analyzes and projects future utility management, operations, and maintenance costs needed to properly implement these utility programs. The cost analyses include, at a minimum: overhead, labor and equipment, financial impacts of outsourcing certain activities, overtime, and the financial impacts imposed by organizational departments or agencies outside the utility. Cost analyses are performed for all management, operations, and maintenance equipment and the capital infrastructure investment. Cost analyses incorporate life cycle depreciation and establish cost-effective points for replacement. The program has a mechanism for including such replacement points in the IMS.

### b. Capital Improvement Financing Program

This program analyzes, projects, plans and finances capital improvement needs established through proper engineering study. Capital improvement financing is planned using a five (5) year planning horizon with annual updates.

**c. Budget and Customer Rate Program**

This program establishes the annual utility budget and recommends customer rates. The program assures that the budget and funding provided by customer rates will meet the cost and capital financing needs set by programs 7(a) and 7(b) above.

**8. Equipment and Supplies**

**a. Spare Parts Inventory Program**

This program ensures proper management of the utility spare parts inventory including spare pipe. The program includes adequate parts storage facilities, identification and retention of an adequate number of critical spare parts (i.e., those which are difficult to obtain quickly but critical to proper operations), control of access to spare parts, an organized system for inventory management (either manual or computerized), arrangement with local vendors for common parts, and specification of spare parts to be carried on vehicles.

**b. Equipment and Tools Inventory Program**

This program ensures proper management of the utility equipment and tools inventory. The program includes adequate equipment and tools storage facilities, control of access to equipment and tools, an organized system for inventory management (either manual or computerized), and specification of equipment and tools to be carried on vehicles.

**c. Vehicle Repair Program**

This program ensures proper management of utility vehicles. The program includes provisions for vehicle maintenance and vehicle repair. Performance measures for the program will consider turn-around time, cost factors, contract maintenance, and the life cycle cost analysis performed for vehicles.

**9. Customer Service**

**a. Complaint Management Program**

This program ensures proper complaint management. The program includes written standard management procedures for dispatchers (i.e., dispatch priorities, work order generation, and standardized complaint and problem codes). The program uses an organized record keeping procedure (including the use of standardized forms) which facilitates tracking work orders and follow-up with customers, and uses a mechanism to evaluate response performance and supply this information to the IMS.

**b. Public Information Program**

This program communicates utility activities which may closely impact the public (e.g., smoke testing, major construction or maintenance, or emergency maintenance), and ensures communication of activities which may coincide with those of other departments and agencies (e.g., street paving).

**c. Public Education Program**

This program educates the public and solicits support regarding issues such as service lateral maintenance, grease management, food disposals, inflow sources,

maintenance/rehabilitation needs requiring increased rates, and problems caused by basement sump pumps.

## **10. Legal Support**

### **a. Inter-Jurisdictional Agreement Program**

This program develops, negotiates, and enforces agreements with neighboring utilities which send the utility flow or with major volume sewer customers. The program ensures that the agreements require the second party to have proper management, operation, and maintenance programs so the utility's infrastructure is not stressed by problems originating across jurisdictional boundaries. The program also ensures the agreements address flow-based capacity issues, specify the life of the agreement, have credible provisions for enforcement, and have provisions for modification.

### **b. Sewer Ordinance Program**

This program develops, revises, and amends sewer ordinances as needed to support the proper management, operation, and maintenance of the utility. The program provides adequate legal authority for the utility regarding sewer use, grease management, pretreatment, private service laterals, sump pumps and roof drains, private haulers, recovering costs of damage to utility infrastructure, and other legal authorities as required. Legal support is provided for case work and guidance for utility staff.

## **11. Water Quality Monitoring**

### **a. Routine Monitoring Program**

This program determines the existence of unpermitted discharges originating at locations where sewers cross waterways or at other isolated or remote sewer locations. The program includes scheduled sampling during dry weather periods from a network of monitoring stations. The program also includes a map of the sampling network, and formally establishes sampling frequency, sampling parameters (i.e., fecal coliform and others), standard sampling procedures, quality assurance/quality control procedures, and a mechanism for including program information in the IMS.

### **b. Investigative Monitoring Program**

This program determines the source of industrial, commercial, or sanitary wastewater resulting from cross connections with the stormwater drainage system, and typically activates through complaints or discovery by operations personnel. The program has formally established sampling parameters (i.e., fecal coliform and others), standard sampling procedures, quality assurance/quality control procedures, and a mechanism for including program information in the IMS.

### **c. Impact Monitoring Program**

This program determines the impact of pollution resulting from discharges occurring within the utility infrastructure before treatment. Combined with the reporting programs described in Overflow Tracking (6) above, this program assists the utility, regulatory authorities, and public health authorities determine the appropriate response to protect health and/or the environment. The program has formally established sampling parameters (i.e., fecal coliform



and others), standard sampling procedures, quality assurance/quality control procedures, and a mechanism for including program information in the IMS.

## 12. Contingency Plan for Utility Infrastructure

### a. Contingency Planning Program

This program develops and modifies contingency plans for the sewer system and the treatment facilities that will be implemented during emergency situations. The planning process includes a preparedness committee of senior and experienced management and field personnel. A system overview is conducted to determine vulnerability to a variety of events which may be due to utility failures, natural causes, or failures caused by another party. Based upon these hypothetical events and past experience taken from root cause failure information in the IMS, prediction system component failure is made. Strategies to timely repair or overcome such component failures are developed, and the six (6) major contingency plan components are available in writing: public notification, agency notification, emergency flow control, emergency operation and maintenance, preparedness training, and water quality monitoring (described in 11(c) above).

#### *i.) Public Notification*

The public notification component includes a set of criteria, developed with input from local public health authorities, which are used as a basis for initiating public notification; a step-by-step procedural flow diagram; a list of manager names and phone numbers; a plan for regular business hours, off-hours, weekends, and holidays; a list of *Public Contacts* with phone numbers; identification of managers authorized to give statements; and pre-scripted news releases.

#### *ii.) Agency Notification*

The agency notification component includes a set of criteria, developed with input from appropriate local, State, and Federal authorities, which are used as a basis for initiating agency notification; a step-by-step procedural flow diagram; a list of manager names and phone numbers; a plan for regular business hours, off hours, weekends, and holidays; a list of *Agency Contacts* with phone numbers; identification of personnel authorized to contact agencies; and copies of standard reporting forms used by the agencies.

#### *iii.) Emergency Flow Control*

The emergency flow control component is used to reduce overflow volumes and pollution where possible. The component includes a set of criteria which are used as a basis for initiating emergency flow control procedures; a step-by-step procedural flow diagram; a list of manager names and phone numbers; a plan for regular business hours, off-hours, weekends, and holidays; a list of *Emergency Flow Control Contacts* with phone numbers; identification of personnel authorized to initiate the emergency flow control program; and standard emergency flow control reporting forms.

Flow control activities may include flow re-routing, flow diversion, household flow reduction and advisories, commercial flow reduction and advisories, water pressure reduction and advisories, or use of pretreatment program protocols set forth in permits for

significant industrial users. The initiating criteria, reporting forms and report formats should be developed in cooperation with significant industrial users and appropriate local, State, and Federal authorities.

*iv.) Emergency Operation and Maintenance*

The emergency operation and maintenance component includes a set of criteria which are used as a basis for initiating emergency operation and maintenance procedures; a step-by-step procedural flow diagram; a list of manager names and phone numbers; a plan for regular business hours, off-hours, weekends, and holidays; a list of *Emergency Operation and Maintenance Contacts* with phone numbers; identification of personnel authorized to initiate emergency operation and maintenance procedures; and standard reporting forms.

The initiating criteria, reporting forms, and report formats should be developed in cooperation with utility's insurance representatives, State and Federal emergency management agencies, and the State regulatory authority. Further, development of the emergency operations and maintenance component should include analyses of the need and use of stand-by equipment (prearranged rentals), stand-by contractors, and access to critical spare parts.

*v.) Preparedness Training*

The preparedness training component ensures that all personnel are fully aware of procedures and able to efficiently implement the Contingency Plan. The preparedness training component includes specialized training courses, field trials, and special emergency situation safety training.

**b. Response Flow Diagram**

This diagram includes the roles of senior management and field personnel and shows the relationship of the six (6) major contingency plan components: public notification, agency notification, emergency flow control, emergency operation and maintenance, preparedness training, and water quality monitoring.

## **OPERATION PROGRAMS**

### **1. Pump Station Operation**

#### **a. Preventive Operation Program**

This program ensures reliable operation of the transmission system through use written standard operating procedures available for both manned and unmanned stations. Procedures may include reading and recording information from pump run-time meters, or start counters, or taking amperage readings; recording wet well conditions and grease accumulation; checking and resetting (as necessary) wet-well set points; checking and recording system pressure; checking remote monitoring and alarm equipment components; checking operation of alarms and stand-by power; and reporting maintenance needs. The program has established schedules, routes, priorities, standard forms, performance measures, and a mechanism for including program information in the IMS.

#### **b. Reactive Operation Program**

This program ensures timely response to atypical situations in the transmission system through use of written standard operating procedures available for both manned and unmanned stations. Procedures may include initiating auxiliary power with portable generators, installing portable pumps during high flow, or initiating the Contingency Plan. The program has established standard forms and reporting procedures, performance measures, and a mechanism for including program information in the IMS.

### **2. Pretreatment Program**

This program ensures that operation of the utility's treatment facility is protected from pollutant pass-through or interference. If a utility has industrial or commercial users it may have this program which includes industrial user identification, permitting, monitoring and inspections, enforcement, and other components. Personnel involved with the utility pretreatment program will have frequent communication with operation and maintenance personnel to detect possible pretreatment permit violations. The program has standard operating procedures, performance measures, inspection schedules, and a mechanism for including program information in the IMS.

### **3. Corrosion Control Program**

This program provides for inspection of the utility infrastructure for corrosion caused by hydrogen sulfide or other corrosives, the development and implementation of site-specific corrosion control measures, a monitoring program to evaluate corrosion control measures, program performance measures, and a mechanism for including program information in the IMS.

### **4. Fats, Oils, and Grease Control Program**

This program prevents fats, oils, and grease from entering the utility infrastructure, therefore preserving sewer capacity, prolonging the infrastructure life, reducing overflow events, and saving the utility maintenance costs. The program includes a grease control ordinance, grease trap and interceptor design standards, permitting and inspecting commercial grease traps and interceptors, a credible enforcement component, a public education component for residential sources, performance measures, and a mechanism for including program information in the IMS.

### **5. Service Connection/Disconnection Program**

This program includes written standard procedures for new sewer tap installation or for sewer disconnection; inspection of all new service connections to, or disconnections from, the utility sewer; a credible enforcement program; performance measures; and a mechanism for notifying personnel in the Mapping Program or including program information in the IMS.

### **6. Private Haulers Program**

This program issues permits to private commercial or septic tank waste haulers discharging to the utility, and includes written standard operating procedures for inspection/sampling of the haulers, a credible enforcement program, program performance measures, and a mechanism for including program information in the IMS.

### **7. Line Location Program**

This program responds to requests for utility sewer line locates, and includes written standard line location procedures, defined prioritization to assist scheduling, appropriate staffing and equipment for the average number of requests, standard line location procedures, standard forms, performance measures, and a mechanism for including program information in the IMS.

## **MAINTENANCE PROGRAMS**

### **1. Pump Station Preventive Maintenance**

#### **a. Pump Station Repair Program**

This program is a reactive maintenance component intended to repair pump stations that are currently in a state of disrepair but still cost-effective to service. The program includes established priorities for pump station repairs, maintaining an ongoing inventory of completed repairs, a work schedule for pump station repairs, and a mechanism for including pump station repair information in the IMS. Upon completion of pump station repairs, service activities are transferred to the pump station Preventive maintenance program.

#### **b. Electrical Maintenance Program**

This program is a component of the pump station Preventive maintenance program. The program includes an established number of crews and personnel required to perform effective electrical maintenance, written standard electrical maintenance procedures, scheduling Preventive maintenance, standard forms, performance measures, and a mechanism for including electrical maintenance information in the IMS.

#### **c. Mechanical Maintenance Program**

This program is a component of the pump station Preventive maintenance program. The program includes an established number of crews and personnel required to perform effective mechanical maintenance, written standard mechanical maintenance procedures, scheduling Preventive maintenance, standard forms, performance measures, and a mechanism for including mechanical maintenance information in the IMS.

#### **d. Physical Maintenance Program**

This program is a component of the pump station Preventive maintenance program. The program includes an established number of crews and personnel required to perform effective physical maintenance, written standard physical maintenance procedures, scheduling, standard forms, performance measures, and a mechanism for including physical maintenance information in the IMS.

### **2. Gravity Line Preventive Maintenance**

#### **a. Routine Hydraulic Cleaning Program**

This program includes accurately determined cleaning needs, established priorities and scheduled cleaning activities, support of an appropriate number of crews and personnel, acquired necessary equipment (e.g., Jet Unit, Combination Unit, etc.), written standard hydraulic cleaning procedures, standard forms, performance measures, and a mechanism for including hydraulic cleaning information in the IMS.

#### **b. Routine Mechanical Cleaning Program**

This program includes accurately determined cleaning needs, established priorities and scheduled cleaning activities, support of an appropriate number of crews and personnel, acquired necessary equipment (e.g., Rodders, Bucket Machine, etc.), written standard mechanical cleaning procedures, standard forms, performance measures, and a mechanism

for including mechanical cleaning information in the IMS.

**c. Root Control Program**

This program includes accurately determined root control needs, established priorities and scheduled activities, support of an appropriate number of crews and personnel, acquired necessary equipment (e.g., mechanical, chemical, etc.), written standard root control procedures, standard forms, performance measures, and a mechanism for including root control information in the IMS.

**d. Manhole Preventive Maintenance Program**

This program includes accurately determined manhole maintenance needs, established priorities and scheduled activities, support of an appropriate number of crews and personnel, acquired necessary equipment (rings and lids, structural repair, etc.), written standard manhole maintenance procedures, standard forms, performance measures, and a mechanism for including manhole maintenance information in the IMS.

**3. Air Valve Preventive Maintenance Program**

This program provides for inspection and maintenance of air valves located on force mains (including regular valve exercise). The program includes an established number of crews and personnel required to perform effective Preventive maintenance, written standard air valve maintenance procedures, scheduling, standard forms, performance measures, and a mechanism for including air release valve maintenance information in the IMS.

**4. Maintenance of Way**

**a. Maintenance of Rights-of-Way and Easements Program**

This program includes accurately determined maintenance needs, established priorities and scheduled activities, support of an appropriate number of crews and personnel (based on the number of waterway crossings and/or miles of sewer off-street), written standard maintenance procedures, standard forms, performance measures, and a mechanism for including maintenance information in the IMS.

**b. Street Paving Monitoring Program**

This program includes accurately determined monitoring needs, established priorities and scheduled activities, coordination with storm drain projects and street and highway officials, support of an appropriate number of crews and personnel, acquired necessary equipment (e.g., manhole and valve raising, etc.), written standard monitoring procedures, standard forms, performance measures, and a mechanism for including monitoring information in the IMS.

**5. Reactive Maintenance Program**

This program provides response to customer complaints or other unscheduled system problems forwarded by dispatchers. The program includes support of an appropriate number of crews and personnel, written standard response procedures including a protocol for initiating the Contingency Plan, standard forms, collection of information in support of failure analysis, sewer map availability, performance measures, and a mechanism for including reactive maintenance information in the IMS.

### Useful References for Management, Operations, and Maintenance Programs

The following references may be obtained from their cited sources. Documents referenced to California State University, Sacramento may be obtained by contacting:

California State University, Sacramento  
Office of Water Programs  
6000 J Street  
Sacramento, California 95819-6025  
(Tel) 1-916-278-6142  
(Fax) 1-916-278-5959  
(E-mail) [wateroffice@csus.edu](mailto:wateroffice@csus.edu)

Documents referenced to the Water Environment Federation may be obtained by contacting:

Water Environment Federation  
601 Wythe Street  
Alexandria, VA 22314-1994  
USA (Member Services Center) 1-800-666-0206  
(Fax) 1-703-684-2492 (E-mail) [pubs@wef.org](mailto:pubs@wef.org)  
(Internet) <http://www.wef.org/publications/default.aspx>

Documents referenced to the Environmental Protection Agency may be obtained by contacting either the NCEP (if in stock) or the NTIS:

U.S. Environmental Protection Agency  
National Service Center for Environmental Publications  
P.O. Box 42419  
Cincinnati, OH 45242  
(Tel) 1-800-490-9198 (Fax) 1-513-489-8695  
(Internet) <http://www.epa.gov/nscep>

National Technical Information Service  
5285 Port Royal Road  
Springfield, VA 22161  
(Tel) 1-800-553-NTIS (Fax Orders) 1-703-605-6900  
(E-mail) [orders@ntis.fedworld.gov](mailto:orders@ntis.fedworld.gov)  
(Internet) <http://www.ntis.gov/>

The EPA Region 4 Guide may be obtained by contacting Region 4 directly:

U.S. Environmental Protection Agency, Region 4  
Water Protection Division  
Clean Water Enforcement Branch  
61 Forsyth Street, SW  
Atlanta, GA 30303-8909

### **Useful References for Management, Operations, and Maintenance Programs**

- Sewer System Infrastructure Analysis and Rehabilitation, October 1991, United States Environmental Protection Agency, EPA/625/6-91/030
  - Collection Systems: Methods for Evaluating and Improving Performance, 1998, California State University, Sacramento Foundation, Rick Arbour and Ken Kerri, USEPA Grant No. CX924908-01-0
  - Wastewater Collection Systems Management, Manual of Practice 7, 1998, Water Environment Federation, 601 Wythe Street, Alexandria, Virginia, 22314
  - Operation and Maintenance of Wastewater Collection Systems, A Field Study Program, Fifth Edition, Volume 1, 1996, California State University, Sacramento
  - Operation and Maintenance of Wastewater Collection Systems, A Field Study Program, Fifth Edition, Volume 2, 1996, California State University, Sacramento
  - NPDES Compliance Inspection Manual, Chapters 4 and 9, September 1994, EPA 300-B-94-014
  - Handbook for Retrofitting POTWs, July 1989, EPA 625-689-020
  - Pretreatment Compliance Monitoring and Enforcement Guidance, September 1986, United States Environmental Protection Agency
  - Guidance for Conducting a Pretreatment Compliance Inspection, September 1991, EPA 300R-92-009
  - EPA Region 4 Guide for Conducting Evaluations of Municipal Wastewater Collection System Management, Operation, and Maintenance Programs, October 30, 1996
- = Available for viewing on-line at the National Environmental Publications Internet Site (NEPIS). Go to <http://nepis.epa.gov> and search using the document code (e.g., 625689020).



### EFFICIENCY MADE EASY

Promotes water efficient products and practices, saving H2O and electricity. Partners receive recognition and use of EPA logo.

~ Success story: Georgia's Cobb County replaced 1682 toilets with low flow saving 9.5 million gal./yr.

[www.epa.gov/watersense](http://www.epa.gov/watersense)

Artie Buff, 404-562-9336



Water conservation in action.

### NATIONAL PARTNERSHIP FOR ENVIRONMENTAL PRIORITIES (NPEP)

Partnership with EPA that reduces the use of any of the 31 Priority Chemicals (e.g. Lead, Polycyclic Aromatic Hydrocarbons (PAHs)).

~ Success stories: Wirerope Works eliminated 27,000 lbs. Lead, Saving \$50,000/yr.

[www.epa.gov/epaoswer/hazwaste/minimize/partnership.htm](http://www.epa.gov/epaoswer/hazwaste/minimize/partnership.htm)

Dave Langston, 404-562-8478

### PERFORMANCE TRACK

Go above and beyond legal requirements. Benefits: Reduced Reporting under Maximum Achievable Control Technology (MACT), Extended Accumulation for RCRA Waste, and more.

~ Success story: Rohm and Haas Electronic Materials replaced burner control sections with high-efficiency motor controllers. Saving \$49,000/yr, and reducing energy use by 3.7 billion BTU/yr.

[www.epa.gov/performance-track](http://www.epa.gov/performance-track)

Reggie Barrino, 404-562-9635

### ENERGY STAR

Save money through energy efficient products and practices. Covers 50 product categories. In 2007, program saved consumers \$16 billion in energy costs.

~ Success story: Marriott instituted various energy saving techniques saving \$6 million; 3M increases energy efficiency 9%, saves \$10 million.

[www.energystar.gov](http://www.energystar.gov)

Danny Orlando, 404-562-9087

### WASTE REDUCTION RESOURCE CENTER (WRRC)

Pollution Prevention (P2) Info clearinghouse—Online technical P2 library/case studies, training courses, Topic Hubs, P2 News, State P2 Contact Information.

<http://wrrec.p2pays.org>

1-800-476-8686

### WASTE WISE

Information geared towards municipal solid waste and select industrial wastes (e.g. packaging, paper, wood pallets, batteries) Free technical assistance, case studies, and public recognition/awards.

~ Success story: Pepsi switched from corrugated to reusable shipping, saving \$44 million.

[www.epa.gov/wastewise](http://www.epa.gov/wastewise)

Rhonda Rollins, 404-562-8664



Wooden pallets being prepared for reuse.

### RESOURCE CONSERVATION CHALLENGE (RCC)

Save money and energy - Manage materials more efficiently through recycling and reuse.

[www.epa.gov/rcc](http://www.epa.gov/rcc)

[www.epa.gov/region4/recycle](http://www.epa.gov/region4/recycle)

~ Success story: Rooms To Go's comprehensive recycling program grossed over \$1 million in 2007.

Dee Rodgers-Smith (Solid Waste), 404-562-8688

Mary Beth Van Pelt (Organics), 404-562-8615

Kim Clifton (E-Waste), 404-562-8477

Steve Smith (C&D), 404-562-8501



## SECTOR-SPECIFIC REGULATORY COMPLIANCE ASSISTANCE

### COMPLIANCE ASSISTANCE CENTERS

Make sense of environmental regulations, in terminology directly related to your industry. Save money on compliance and reduce wastes. Sectors include: chemicals, printing, auto repair, and more.

[www.epa.gov/compliance/assistance](http://www.epa.gov/compliance/assistance)

Wesley Hardegree, 404-562-9629



*Mills like the one above can get help with environmental regulations.*

### INDUSTRY SECTOR NOTEBOOKS

Profiles environmental challenges for more than 35 manufacturing, transportation and agricultural sectors. Covers typical operations, pollutants, regulations, P2 opportunities, common environmental violations, and voluntary initiatives.

[www.epa.gov/compliance/sectornotebooks.html](http://www.epa.gov/compliance/sectornotebooks.html)



**United States Environmental Protection Agency**  
Mention of trade names, products, or services does not convey official EPA approval, endorsement, or recommendation.

## STATE POLLUTION PREVENTION (P2) RESOURCES

Find all the P2 State contacts at:

~ <http://wrrc.p2pays.org>

EPA partnership programs and general P2

~ [www.epa.gov/partners](http://www.epa.gov/partners) and [www.epa.gov/p2](http://www.epa.gov/p2)

Buy environmentally responsible computers

~ [www.epeat.net](http://www.epeat.net)

Recycling opportunities for practically everything.

~ [www.earth911.org](http://www.earth911.org)

Best management practices/Lower plant energy bills

~ [www1.eere.energy.gov/industry](http://www1.eere.energy.gov/industry)

## ADDITIONAL SUCCESS STORIES

~ EPA's Colorado Lab—Reduces water usage 50%, saving 650,000 gallons, and \$1,900/yr.

~ Retail complex in Oregon uses native landscaping—maintenance costs reduced 80%, and water bill \$2,400.

~ Fiberglass Mfr. reduces waste acetone by 80%, goes from Small Quantity Generator (SQG) to Conditionally Exempt Small Quantity Generator (CESQG).

~ Dow reconditions steel drums, Saves \$2.3 million, conserves 7.8 million lbs of steel.

~ Seydel's (textiles) reduction & re-manufacturing efforts generates \$518,000 in revenue.

~ Institute for Local Self-reliance (ISLR) deconstructs/recycles home, nets \$7,400 in materials.

## Make your pockets GREENER with Voluntary Programs



EPA has over 60 voluntary programs to help you reduce waste, understand legal requirements, and save millions; with flexible, market-driven solutions. Other companies have saved millions of dollars...and so can you!



**ENVIRONMENTAL PROTECTION AGENCY REGION 4**

61 Forsyth St.  
Atlanta, GA 30303  
[www.epa.gov/region4](http://www.epa.gov/region4)

For More Information Contact  
Waste Reduction Resource Center  
1-800-476-8686