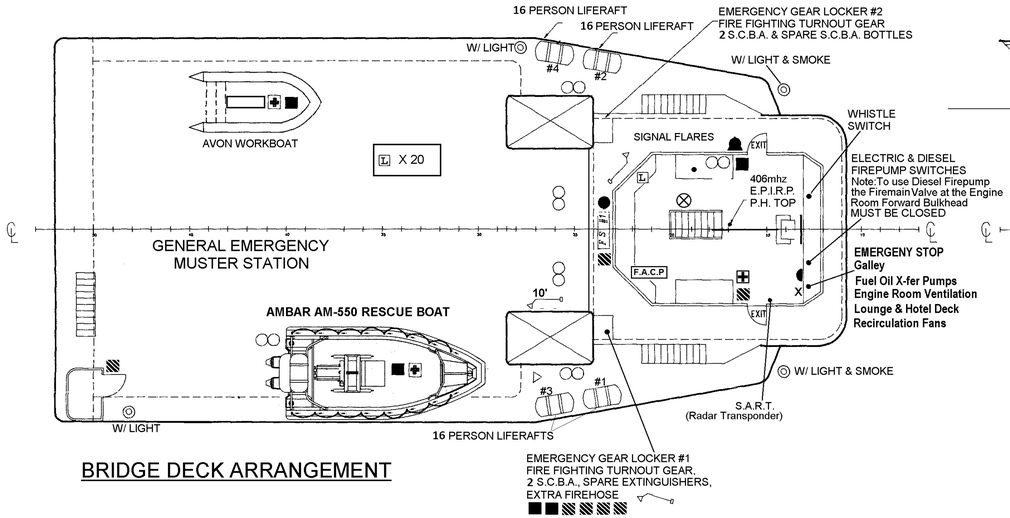

BRIDGE DECK ARRANGEMENT

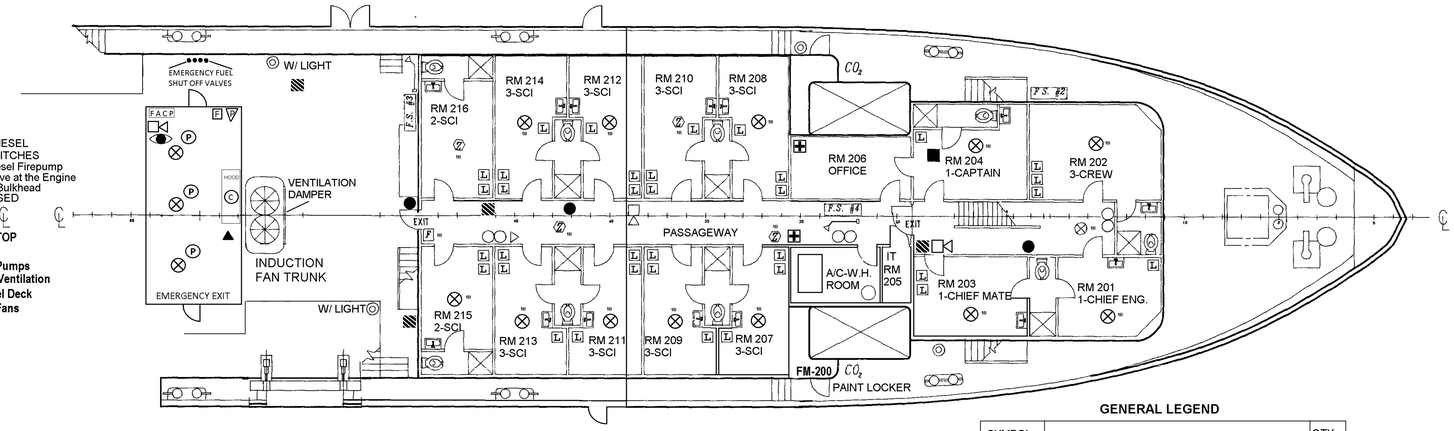

HOTEL DECK ARRANGEMENT

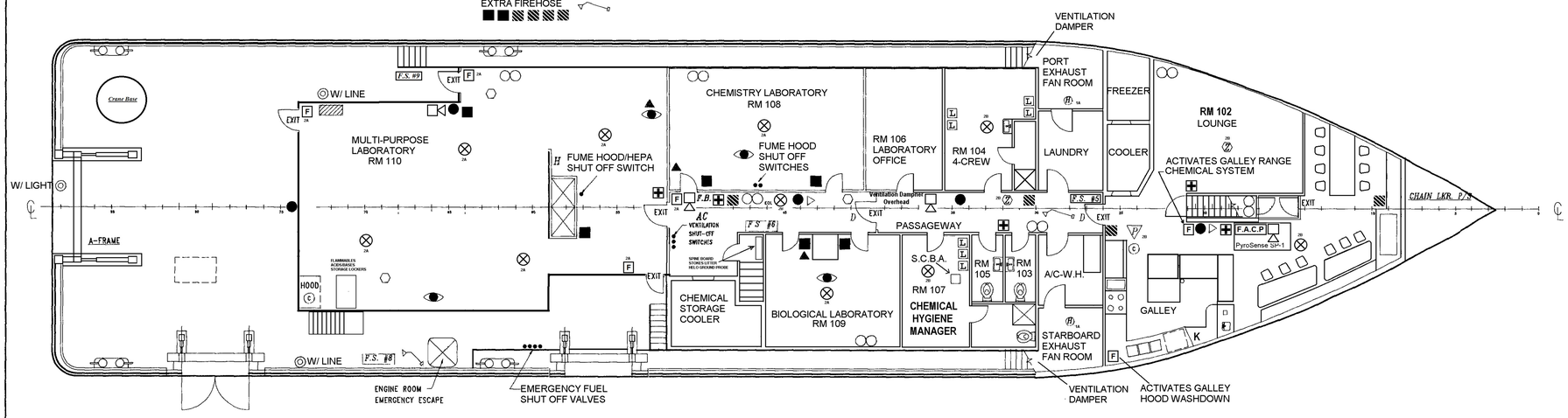

MAIN DECK ARRANGEMENT

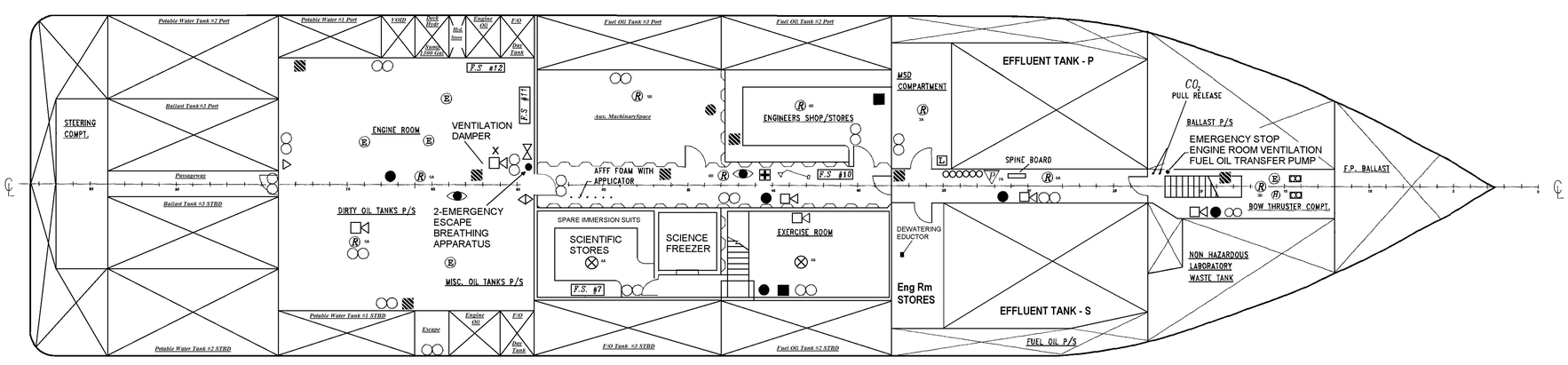

HOLD ARRANGEMENT

NOTE: SHORE SUPPLY TO FIREMAIN POSSIBLE WITH 1 1/2" NH CONNECTIONS AT TOPSIDE FIRE STATIONS
IT IS NECCESSARY TO CLOSE THE ENGINE ROOM FIREMAIN ISOLATION VALVE ⧖ TO ACCOMPLISH THIS

GENERAL LEGEND

SYMBOL		QTY
●	GENERAL ALARM BELL	14
X	GENERAL ALARM CONTACT MAKER	2
◠	ENGINE FIRE ALARM BELL	1
(E)	ENGINE FIRE HEAT DETECTOR	5
	FIRE ALARM SYSTEM HORN / STROBE	13
F.A.C.P	FIRE ALARM CONTROL PANEL	2
F	MANUAL PULL STATION	6
⊗	SMOKE DETECTOR	26
(Z)	PHOTO ELECTRIC HEAT-SMOKE DETECTOR	6
(H)	RATE OF RISE-FIXED THERMAL HEAT DETECTOR	3
(R)	RATE COMPENSATED HEAT DETECTOR	8
(P)	PRESSURE SWITCH CO2 OR DRY CHEMICAL	2
	CO2 FIRE EXTINGUISHER	21
■	ABC DRY CHEMICAL FIRE EXTINGUISHER	14
K	TYPE K GALLEY EXTINGUISHER	1
FS #	FIRE STATION AND NUMBER	12
	FOG APPLICATOR	8
▷	FIRE AXE	5
• • • • • •	AQUEOUS FILM FORMING FOAM & NOZZLE	1
	LOCATION OF RAINGEAR HARDHATS AND BOOTS	1
••••	EMERGENCY FUEL SHUT OFF VALVE STATION	2
○○○○○○	CO2 BOTTLE BANK	1
	CO2 SYSTEM SIREN	1
	75# FIXED CO2 SYSTEM W/ HOSE REEL & NOZZLE	1
CO_2	20# FIXED CO2 SYSTEM	2
(C)	CHEMICAL SUPRESSION SYS. FUSIBLE LINK TYPE	7
FM-200	FM-200 AUTOMATIC EXTINGUISHER	1
(P)	ABC SYSTEM PNUEMATIC HEAT SWITCH	
AC	EMERGENCY AIR CONDITIONING SHUT OFF	1
H	EMERGENCY HYDRAULIC SHUT OFF	1
	PYROGEN MAG GENERATOR	2
		2
◎	RING BUOY	11
L	USCG TYPE I PERSONAL FLOTATION DEVICE	65
	FIRST AID KIT	10
F.B.	FIRE BLANKET	1
	EYE WASH STATION	7
⬡	EMERGENCY SHOWER	3
○○	EMERGENCY LIGHT	33
▲	SPILL RESPOSE KIT	3
D	DOOR MAGNET	2
	SHIPS BELL	1

PC.NO	QTY	DESCRIPTION	MANUFACTURER
		BILL OF MATERIAL	

UNITS ARE IN INCHES UNLESS OTHERWISE SPECIFIED
TOLERANCES UNLESS OTHERWISE SPECIFIED
FRACTIONS ±
ANGLES ±
2 PLACE DECIMALS ±
3 PLACE DECIMALS ±

R/V LAKE GUARDIAN
FIRE AND SAFETY PLAN

DRAWN
CHECKED
ENGNR
APPROVED Capt. J. Mailand

SIZE | CODE IDENT NO. | DRAWING NO. | REV.

2016 EDITION

SCALE | DATE: 2-5-16 | SHEET 1 OF 1