



# It's your **Right to Know** about the **Toxic Chemicals** in your community

## Introduction to the **Toxics Release Inventory**





## Common questions about toxic chemical releases



*Are industries in my town **increasing** or **reducing** the amounts of chemicals they release to the environment?*



*What are the **top chemicals released** in my town?  
How much is being released and **by whom**?*



*Does the factory near my daughter's school release **cancer-causing chemicals**?*

**EPA's Toxics Release Inventory (TRI) can help you find the answers!**



# Introduction to TRI for communities

- What is the Toxics Release Inventory (TRI)?
- Why is it important to communities?
- How can you access TRI data?
- What can you do about toxic releases in your community?
- Who can provide more contact information about TRI?



## What is TRI?

- TRI is an EPA information resource that can help you learn about toxic chemical releases from certain facilities **in your neighborhood.**
- TRI can tell you about:



Releases



Waste transfers



Recycling



Pollution prevention




- TRI includes data about approximately **20,000 facilities** across the country and covers **more than 675 toxic chemicals.**



# TRI is EPA's premier "Right-to-Know" program


## Right-to-Know (RTK):

- We all have the right to know about the chemicals to which we may be exposed to in our daily lives.
- This principle is authorized under Section 313 of the **Emergency Planning and Community Right-to-Know Act of 1986 (EPCRA)**.
- This law requires EPA to collect, maintain, and provide public access to the TRI data.





# Why was the Toxics Release Inventory created?



Bhopal memorial for those killed and disabled by the 1984 toxic gas release

## Bhopal, India December 1984

- Methyl isocyanate gas was released at a Union Carbide chemical plant.
- Thousands died the first night, thousands more since
- Survivors continue to suffer with permanent disabilities.

## Institute, West Virginia August 1985

- Chemical release at a similar facility in the U.S.
  - More than 100 people hospitalized.
- 
- These events led to increased concern about local preparedness for chemical emergencies and the availability of information on hazardous substances.
  - The passage of the Emergency Planning and Community Right-to-Know Act in 1986 was part of the United States' response.



# Why is TRI important to communities?

## TRI can help communities:

- Identify **how many TRI facilities** operate in the community **and where they are located**.
- Identify **which chemicals are being released** by TRI facilities.
- **Track increases or reductions** of toxic chemical releases from facilities located in the community over time.
- **Compare the toxic chemical releases and pollution prevention efforts of facilities** in one location with similar facilities across the country.
- **Prioritize efforts to reduce pollution** from facilities located in the area.

## What is a “release”?


- A "**release**" refers to different ways that toxic chemicals from industrial facilities enter the:



Air



Water



Land

- The likelihood of residents coming into contact with toxic chemicals depends on the type of release and other factors.





# Which facilities must report to TRI?

1. Facility must be in a TRI-covered industry sector or category, including:



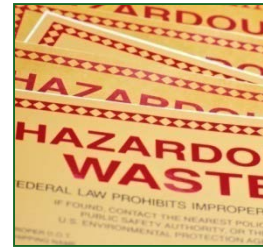
**Manufacturing**



**Coal/Oil  
Electricity  
Generation**



**Certain Mining  
Facilities**



**Hazardous  
Waste  
Management**



**Federal Facilities**

2. Facility must have the equivalent of at least **10 full-time employees**.
3. Facility must manufacture, process or use more than a **certain amount of a TRI-listed toxic chemical per year**.



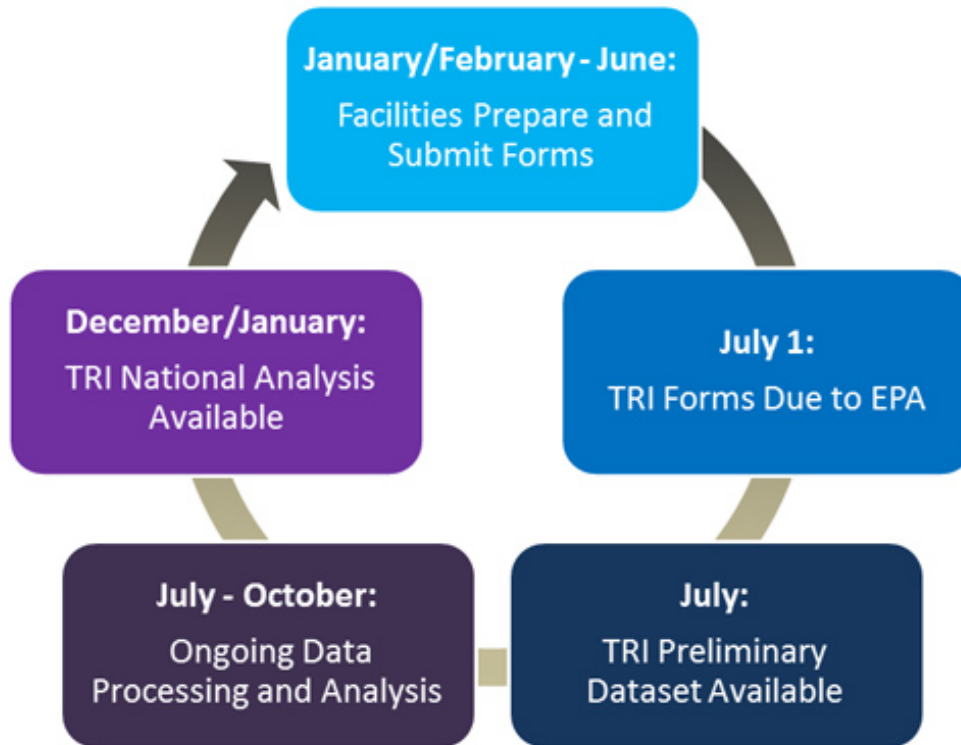
# What information do facilities report to TRI?

- On-site releases of TRI chemicals to:
  - Air
  - Water
  - Land
- Transfer of chemical waste to off-site locations
- Waste management:
  - Recycling
  - Treatment
  - Energy Recovery
- Pollution prevention activities





## Annual TRI data cycle



- **Due by July 1:** Facilities submit their TRI reports to EPA.
- **July – October:** EPA conducts data quality checks and compliance assistance activities.
- **December/January:** TRI National Analysis (EPA’s official annual TRI report) published.



# What toxics are in your neighborhood?

## Access TRI data by using My Right-to-Know (myRTK)

- Access the following information over the Internet via a computer or smart phone:

1. Go to:

[www.epa.gov/tri/myrtk](http://www.epa.gov/tri/myrtk)

2. Enter your location

3. Click “Find Facilities”

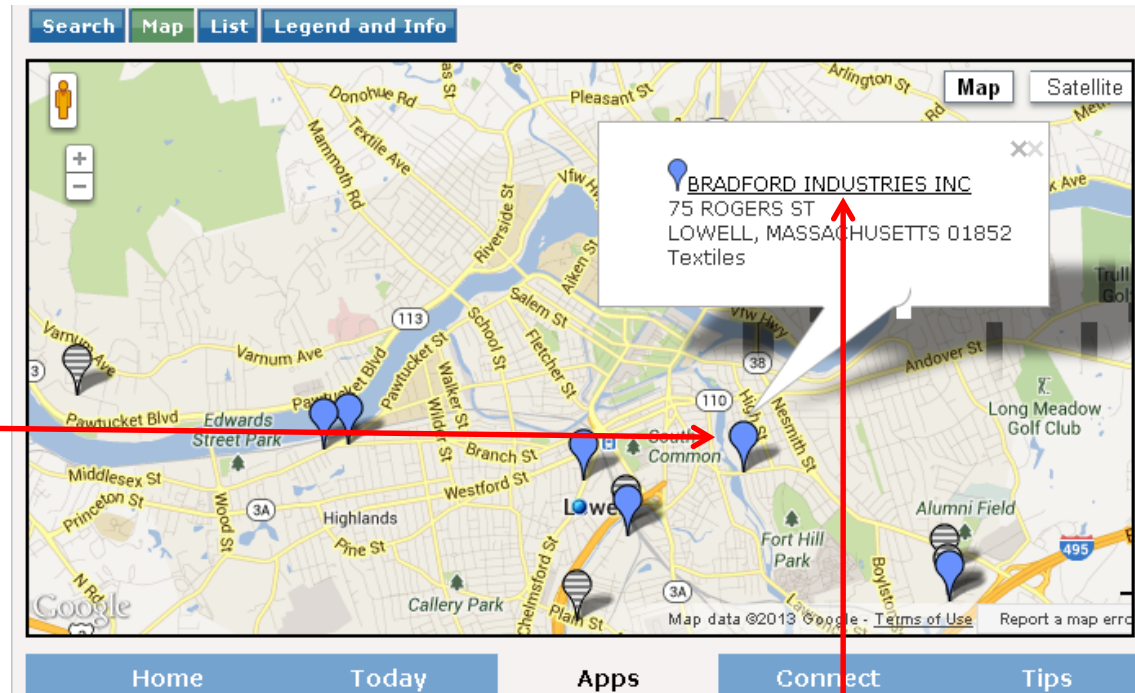
The screenshot shows the EPA myRTK mobile app interface. At the top, there is a navigation bar with 'Home', 'Today', 'Apps', 'Connect', and 'Tips'. Below this is a search bar with 'my Right-to-Know' and language options for 'English' and 'español'. A menu bar contains 'Map', 'List', 'Search', and 'Information'. The main content area is titled 'Search' and includes the text 'Learn about nearby facilities and chemical releases. Enter an address/ZIP.' Below this are four input fields: 'Street', 'City', 'State', and 'Zip'. A 'Find Facilities' button is located at the bottom of the form. Red arrows from the instructions on the left point to the 'Street', 'City', 'State', and 'Zip' fields, and another red arrow points to the 'Find Facilities' button.

*myRTK is also available in Spanish*

# Use myRTK to find TRI reporting facilities

The map shows TRI facilities in your area.

You can learn more about a facility by clicking on it.



To see detailed information about a facility, click on the name.





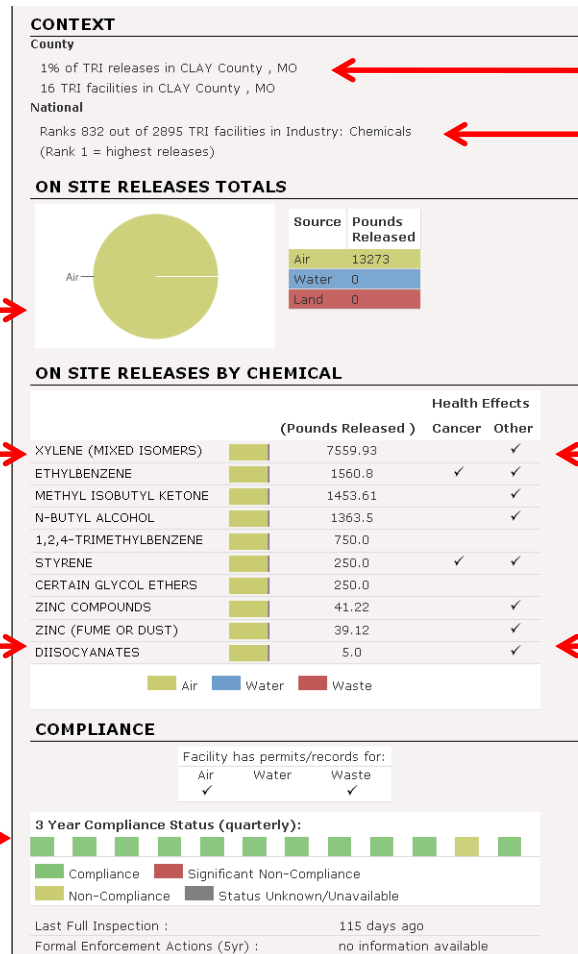
# Use myRTK to learn about TRI releases

Click on a facility name and you'll see:

The amount of toxic chemicals this facility released to air, water, and land in the latest reporting year.

The amount of releases in the latest reporting year, organized by chemical.

If the facility has violated certain environmental laws.



How much this facility contributed to total TRI releases in the county.

How the facility's releases compare to others in the same industry sector.

Whether the chemicals released could possibly cause cancer or other health effects.



# Use myRTK to learn about toxic chemicals released from TRI facilities

Click on a chemical to learn about its potential health effects.

## ON SITE RELEASES BY CHEMICAL

	(Pounds)
XYLENE (MIXED ISOMERS)	
ETHYLBENZENE	
METHYL ISOBUTYL KET	1453.0

Map List Search Information

### XYLENE

Adverse health effects from chemical exposures depend on many factors, including toxicity, environmental fate, and the extent of exposure to the chemical.

#### Cancer

Toxicity Information Not Available.

#### Other Health Effects

##### Body Weight

Alterations of average body mass at critical time-points, e.g., birth.

##### Neurological

Referring to the brain, spinal cord, and nerves. Effects may include impaired sensory and motor signaling.

##### Other Systemic

Effects not otherwise categorized.

Chemical toxicity Information comes from TRI-CHIP datasets.

Privacy Contact EPA.Gov

Full Site



## TRI and Pollution Prevention (P2)

- The goal of pollution prevention (P2) is to **eliminate or reduce the creation of pollutants** (also called “source reduction”).
- TRI tracks industrial facilities’ progress toward this goal and collects data on **effective P2 practices**.
- TRI can be used to:
  - Identify facilities that are implementing P2 to reduce their toxic emissions.
  - Promote “tech transfer” of innovative P2 activities from facilities that have successfully used P2 to facilities that could be doing more.



# Access P2 Information Through the TRI Search Tool

[www.epa.gov/tri/p2](http://www.epa.gov/tri/p2)

**Pollution Prevention**

**Facility ID:** 018528RDFR75ROG

**Facility Name and Address:**  
BRADFORD INDUSTRIES INC  
75 ROGERS ST  
LOWELL, MA 01852

**Parent Company:** BRADFORD INDUSTRIES INC

**Industry:** Textile and Fabric Finishing (except Broadwoven Fabric Mills (313312))

**Chemical:** Toluene

Find more P2 activities for this industry and chemical  
View [TRI Form R submissions](#) by this facility

Show P2 data for other chemicals at this facility:

**Production Related Waste Management for Selected Chemical**  
For more on the Waste Management Hierarchy, see the [Pollution Prevention Overview](#) page

**Management of Toluene**  
at Facility BRADFORD INDUSTRIES INC

Year	Released (lbs)	Treated (lbs)	Energy Recovery (lbs)	Recycled (lbs)	Total (lbs)
2004	~10,000	~500,000	~10,000	~10,000	~530,000
2005	~10,000	~600,000	~10,000	~10,000	~630,000
2006	~10,000	~750,000	~10,000	~10,000	~780,000
2007	~10,000	~900,000	~10,000	~10,000	~930,000
2008	~10,000	~500,000	~10,000	~10,000	~530,000
2009	~10,000	~500,000	~10,000	~10,000	~530,000
2010	~10,000	~450,000	~10,000	~10,000	~480,000
2011	~10,000	~150,000	~10,000	~10,000	~180,000

**Waste Management Comparison - Select Year: 2011**

**BRADFORD INDUSTRIES INC**

Total for Toluene: 205740 lbs

**All NAICS 313/314 - Textiles**  
153 other TRI reporters, 36 reporting Toluene

Total for Toluene: 11.11 million lbs

Find more P2 activities for this industry and chemical

**TRI Links**

- Overview
- TRI Tools
  - TRI Explorer
  - TRI Search
  - Form R Search
  - Form R & A Download
  - E2 Search
  - Customized Search
  - Pollution Prevention
  - Data Element Search Tool
- TRI Guides
  - TRI Explorer Guide
  - TRI Search Guide
  - Form R & A Download Guide
  - E2 Search Guide
  - Customized Search Guide
  - Pollution Prevention Guide
  - Operator Definition
  - Model
- Contact Us
  - TRI Program Home
  - RSEI Program Home

[Report an Error](#)

Click to see how this facility has prevented pollution over time.


This facility treats (destroys) most of its toluene waste; other textile mills release a higher percentage



## Is it safe to live near facilities that release toxic chemicals?

The answer depends on many factors:

- How much has been released?
- How toxic are the chemicals?
- Where did the chemicals go?
- How much of the chemicals did people breathe, eat or drink?
- How often and how long were people exposed?
- Were the people exposed in a high risk group?



**Note:** many of the releases from TRI facilities are regulated under various EPA programs and requirements designed to limit harm to people's health and the environment.





## What are the limitations of TRI data?

- **Annual data** – collected from TRI reporting facilities once/year.
- Covers some, but **not all toxic chemicals and not all industry sectors.**
- **Small facilities are not included** (under 10 employees).
- **Does not cover all sources of pollution**, e.g. cars and trucks.
- **Does not describe how long or how often chemicals were released.**

For more information, see *“Factors to Consider When Using TRI Data”* at: [www2.epa.gov/toxics-release-inventory-tri-program/factors-consider-when-using-toxics-release-inventory-data](http://www2.epa.gov/toxics-release-inventory-tri-program/factors-consider-when-using-toxics-release-inventory-data)



# TRI information is only one piece of the puzzle


While TRI provides important information about toxic chemical releases in your community, seeing the whole picture requires additional information about other types of environmental releases, as well as air monitoring, compliance with environmental regulations and more. Other information to consider can include:

- Motor vehicle emissions
- Gasoline stations
- Dry cleaners
- Car painting shops
- Drum burnings/forest fires
- Underground storage tanks
- Abandoned hazardous waste sites
- Drinking water quality
- Lead paint in homes
- And more...





# EPA's MyEnvironment tool gives you more information about your community



**MyEnvironment**    f    e

MyEnvironment for Kansas City, MO    Select a new Location:    How to use this page

**MyEnergy**

**Energy Production**

State Data    Comparisons

Missouri: 2008 Energy Production v.s. Consumption by Source

Source	State Production (Trillion BTU)	US Avg. Production (Trillion BTU)	State Consumption (Trillion BTU)	US Avg. Consumption (Trillion BTU)
Coal	~450	~450	~750	~750
Natural Gas	~450	~450	~450	~450
Crude Oil	~200	~200	~200	~200
Petroleum	~200	~200	~750	~750
Nuclear	~100	~100	~100	~100
Renewable	~100	~100	~100	~100

Data Source: DOE EIA

More Energy

**View Interactive Map**

Map Contents: AIR, WATER, LAND, OTHER

Find these on the map!

Show me this pollutant:    Show me this industry:

Go to [www.epa.gov/myenvironment](http://www.epa.gov/myenvironment) and enter your location to get detailed information about environmental conditions in your area.



# What you can do

- Use TRI data (along with other environmental Information) to discuss your community's environmental health concerns with:
  - Neighborhood associations
  - Community grassroots groups
  - Environmental organizations
  - Non-profit planning organizations
  - Local colleges and researchers
  - Environmental, natural resources, health and/or planning government agencies
  - Local and State elected officials
  - Industry trade associations
  - Industrial facilities
- Use TRI pollution prevention (P2) data to encourage local facilities to implement new P2 activities or expand their existing P2 activities.
- Find out if a facility of concern is in compliance with EPA laws and regulations using EPA's Enforcement and Compliance History Online (ECHO) at <http://www.epa-echo.gov/echo/>.
- Report a suspected violation at [epa.gov/tips](http://epa.gov/tips) or contact your state environmental agency (contacts listed at: [epa.gov/epahome/state.htm](http://epa.gov/epahome/state.htm)).



## For more information about TRI:

- Contact your **EPA Regional TRI Coordinator**:  
[www.epa.gov/tri/contacts](http://www.epa.gov/tri/contacts)
- Call EPA's **TRI Information Center**: 1-800-424-9346. Select menu option #3 for TRI.
- Visit the **TRI Program's website**: [www.epa.gov/tri](http://www.epa.gov/tri) and [www.epa.gov/tri/communities](http://www.epa.gov/tri/communities).
- Check out the **TRI Pollution Prevention (P2) Search Tool**:  
[www.epa.gov/tri/p2](http://www.epa.gov/tri/p2).
- Contact the **TRI Help Desk** by email: [tri.help@epa.gov](mailto:tri.help@epa.gov).





## With TRI and related EPA information, you can begin to answer your questions about your community



*I thought a factory in my community released a lot of pollution. TRI showed me that this factory dramatically reduced the amount of toxic chemicals it released into the environment over the past seven years.*



*I found out using TRI which chemicals are released in the greatest quantities. I am going to find out what can be done to reduce those releases.*



*TRI showed me that the factory by my daughter's school releases chemicals that could potentially cause cancer. Now I'm going to find out more.*

## TRI gives you information to better understand toxic chemical releases in your community.