

# *Exploring North American Industrial Pollution Data through Taking Stock Online*

CEC's Air Quality and Pollutant Releases Program

Orlando Cabrera Rivera  
Danielle Vallée  
TRI National Training Conference  
Arlington, Virginia, USA  
May 7-9, 2014



cec.org

# The North American PRTR Project

## Objectives:

- ✓ Increase access to information, awareness and understanding of the sources and handling of pollutants of common concern across North America
- ✓ Support decision-making at all levels (communities, industry, governments) relative to pollution prevention and reduction.

## Approach:

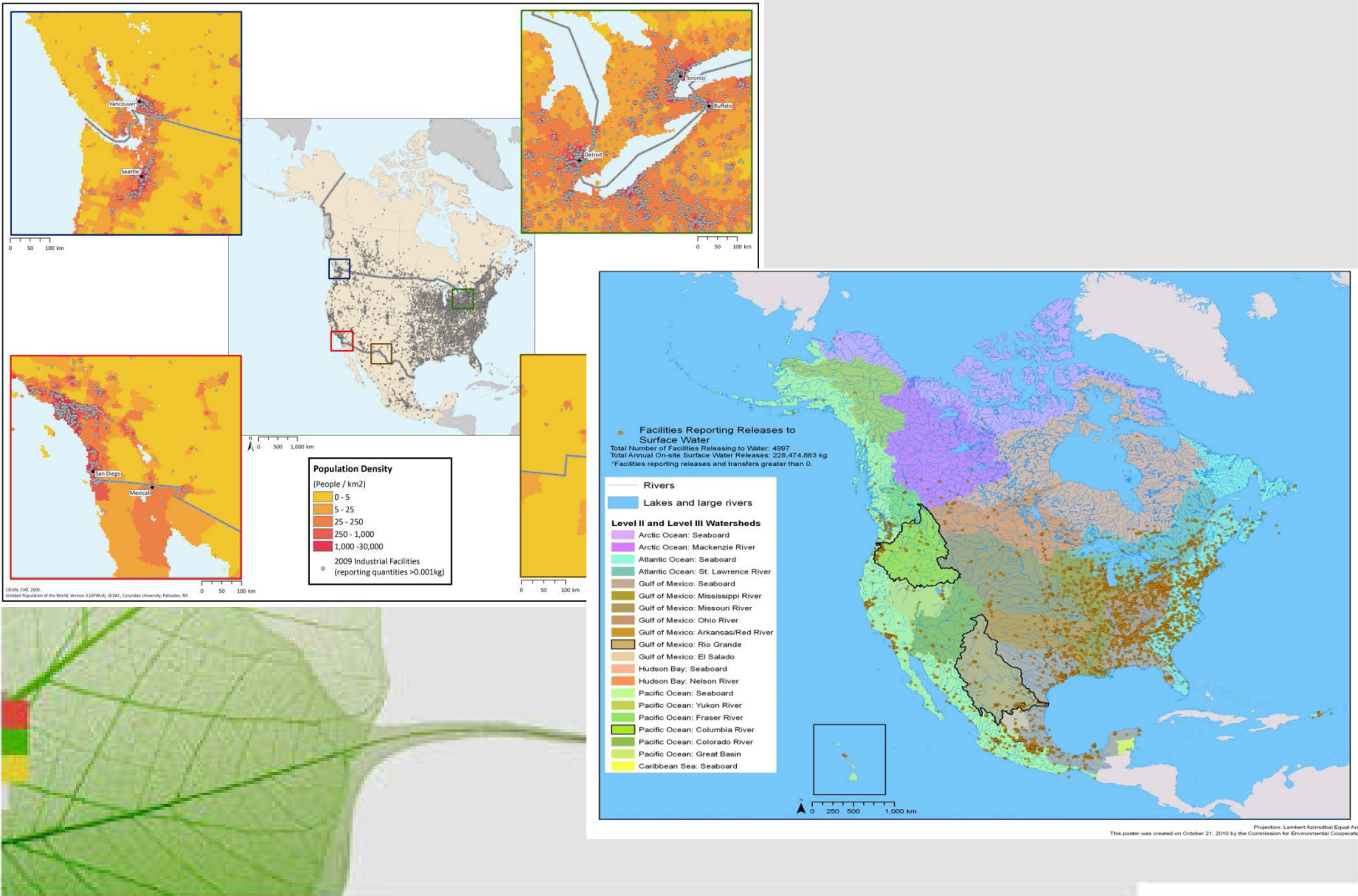
- ✓ Online North American PRTR dataset and related tools
- ✓ *Taking Stock* report: Analyses addressing North American health and environmental issues
- ✓ Outreach and development of relationships with stakeholder communities
- ✓ Tri-lateral collaboration, re: PRTR data reporting, collection, and quality assurance.

# PRTR Reporting Facilities in North America

- Canada's NPRI
- US TRI
- Mexico's RETC



# North American PRTR and our Shared Environment



# Taking Stock Online

*Taking Stock Online: North American industrial pollution*



A Pollutant Release and Transfer Register (PRTR) provides annual data on the amounts of pollutants released from a facility to the air, water and land and injected underground, as well as transferred off-site for recycling, treatment or disposal. The CEC's North American PRTR (NAPRTR) project promotes public access to PRTR data to improve understanding of the sources and management of pollutants of common concern. The NAPRTR project compiles and disseminates data reported by facilities to the three national PRTRs. The data used in Taking Stock are obtained from Canada's [National Pollutant Release Inventory \(NPRI\)](#) Mexico's [Registro de Emisiones y Transferencia de Contaminantes \(RETC\)](#), and the United States' [Toxics Release Inventory \(TRI\)](#). Efforts are focused on adding value to the data through their integration, analysis and dissemination. Taking Stock Online is a portal for users to explore North American PRTR data through several interactive tools, or through comprehensive reports.

## **TAKING STOCK ONLINE TOOLS**



*Query industrial facility data by year, location, pollutant, sector, or type of release or transfer.*

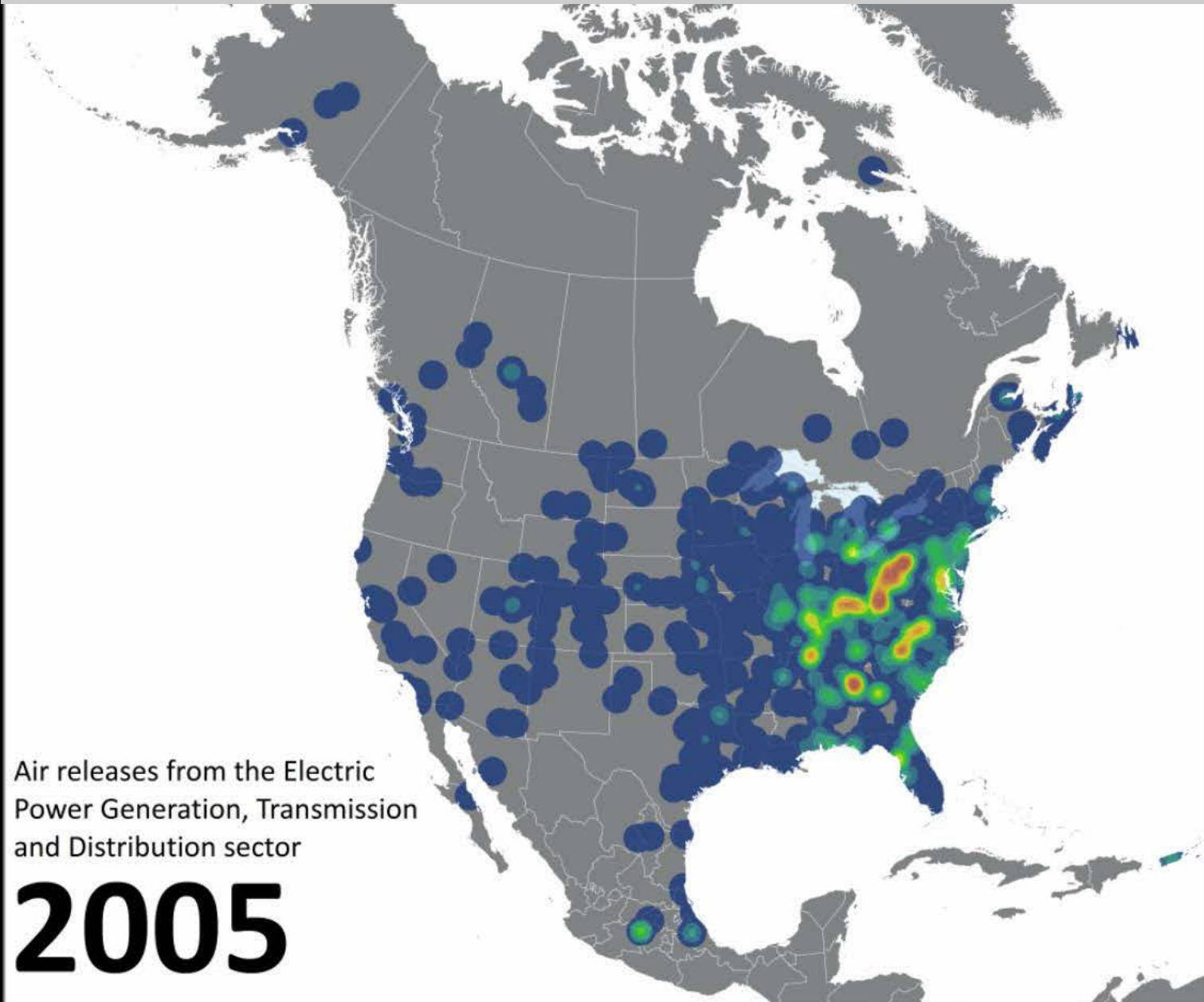


*View international transfers of PRTR substances.*



*Create your own charts and graphs of NAPRTR data.*

# Changes in Reported Releases to Air from North American Electric Utilities, 2005-2010



*Taking Stock: North American Pollutant Releases  
and Transfers, Volume 14*

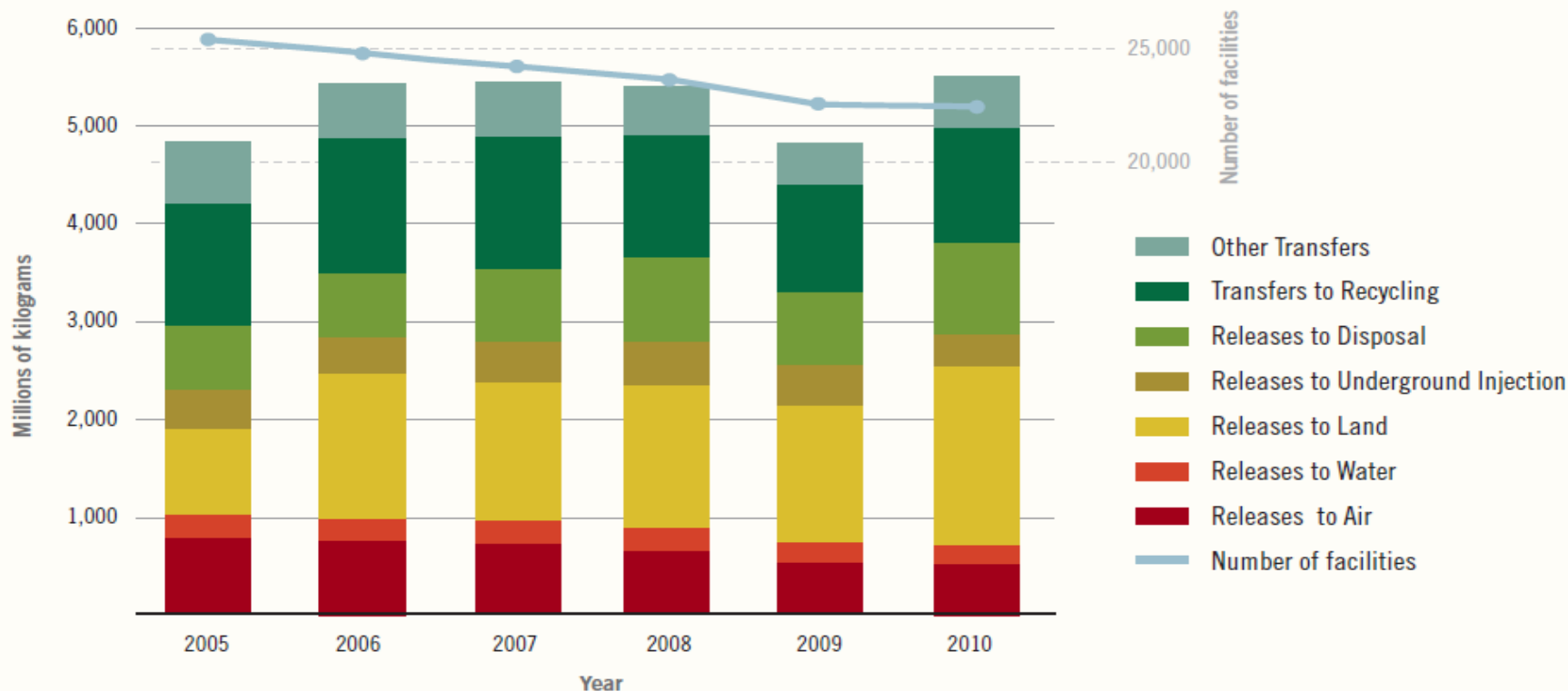
*Exploring Changes in PRTR Reporting, 2005–2010*

*With a Focus on Releases to Air and Water from Pulp, Paper  
and Paperboard Mills*

**Key Findings**



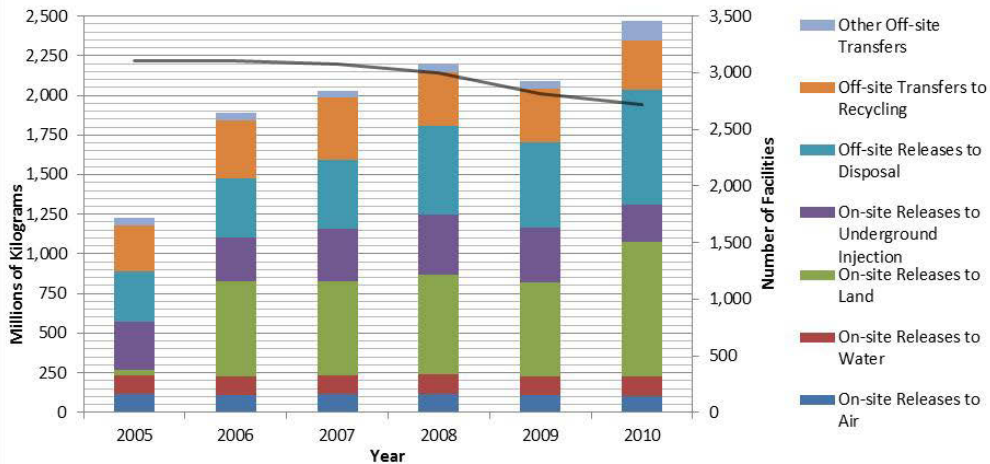
Figure 2. Releases and Transfers Reported to the North American PRTRs, 2005–2010



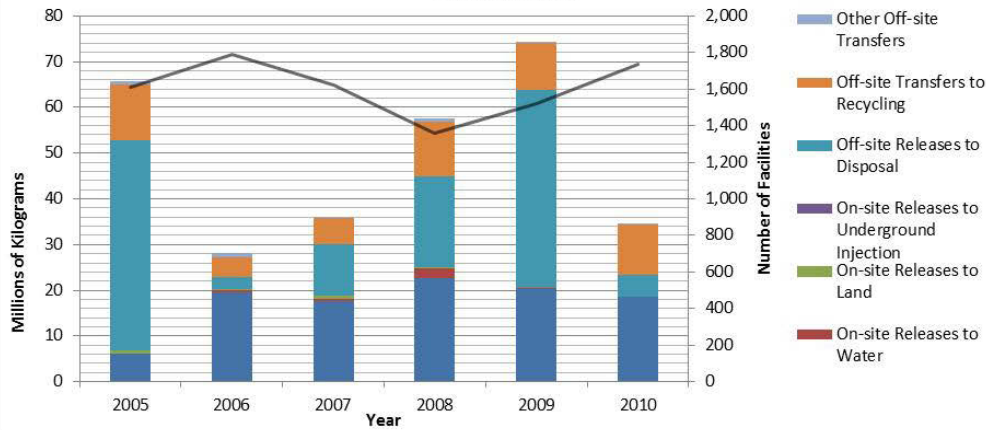
	Total Releases and Transfers (kg)	Releases to Air (kg)	Releases to Water (kg)	Releases to Underground Injection (kg)	Releases to Land (kg)	Releases to Disposal (kg)	Transfers to Recycling (kg)	All Other Transfers (kg)
<b>2005</b>	4,833,498,433	807,172,052	234,003,770	412,296,802	866,151,548	653,288,663	1,259,727,734	600,652,254
<b>2010</b>	5,530,710,253	514,173,851	221,806,836	340,822,984	1,802,531,538	930,493,737	1,182,757,774	536,970,141
<b>Difference</b>	697,211,821	-292,998,200	-12,196,935	-71,473,819	936,379,989	277,205,074	-76,969,961	-63,682,114
<b>Change (%)</b>	14	-36	-5	-17	108	42	-6	-11



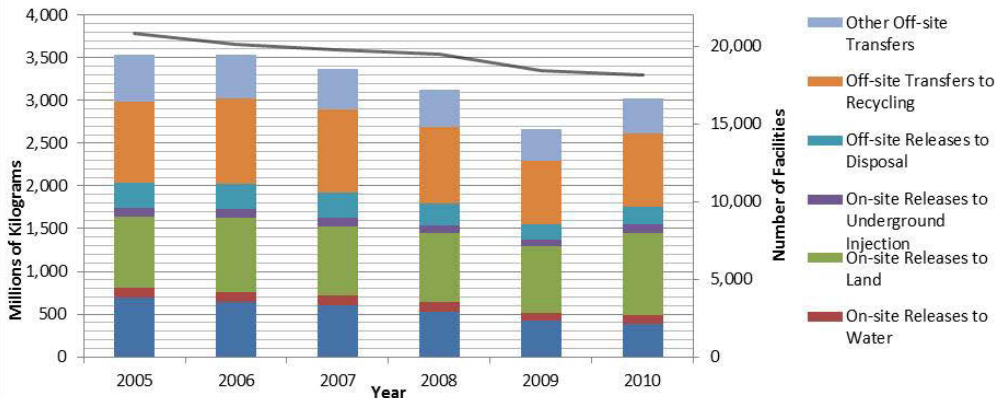
Canadian NPRI



Mexican RETC



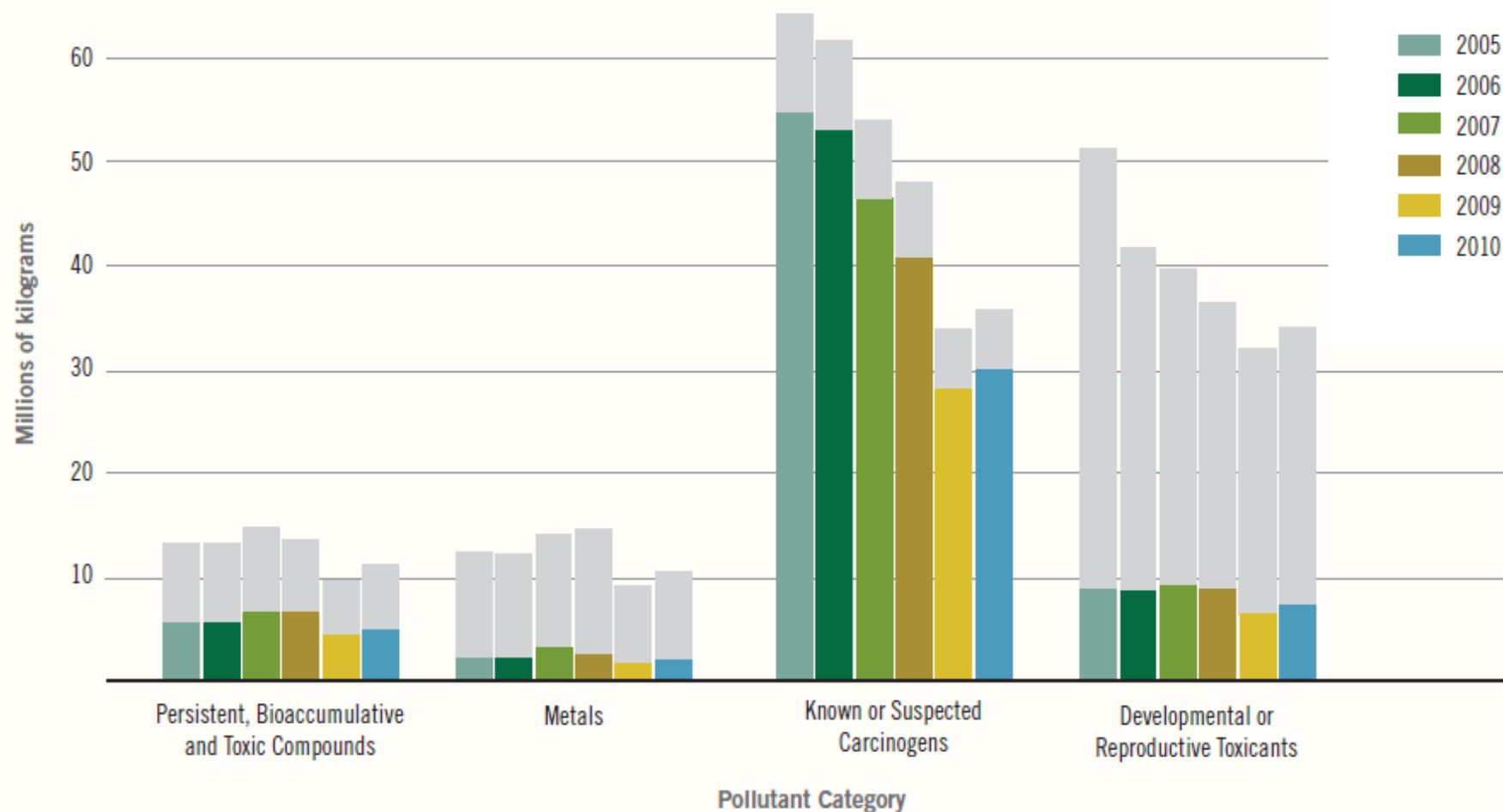
US TRI



The national PRTR profiles that emerge in *Taking Stock* support efforts to:

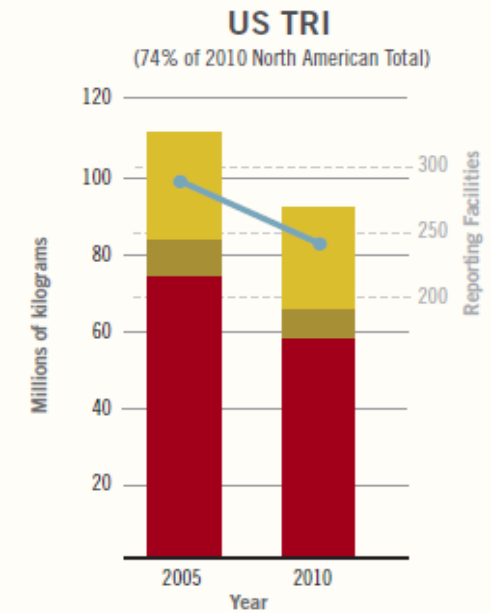
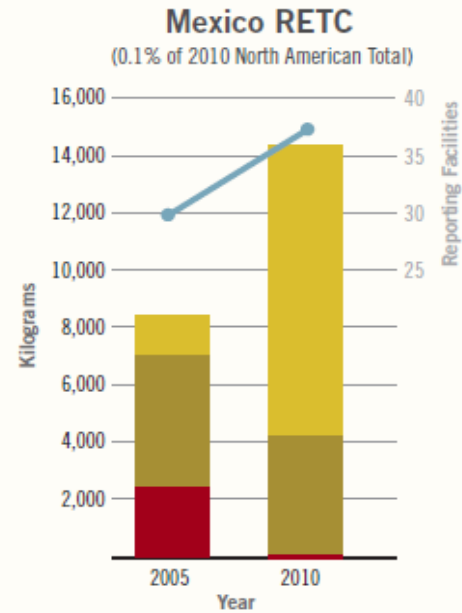
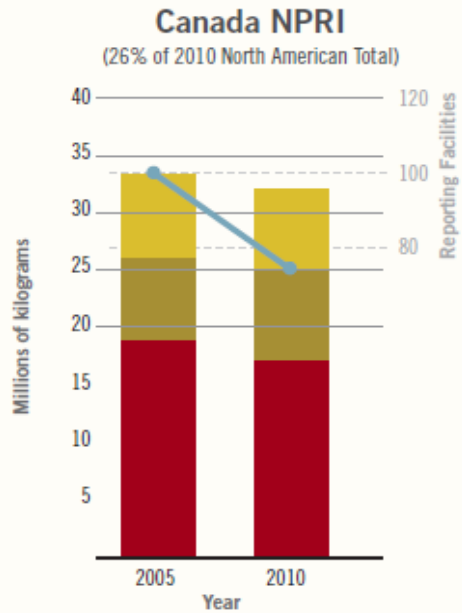
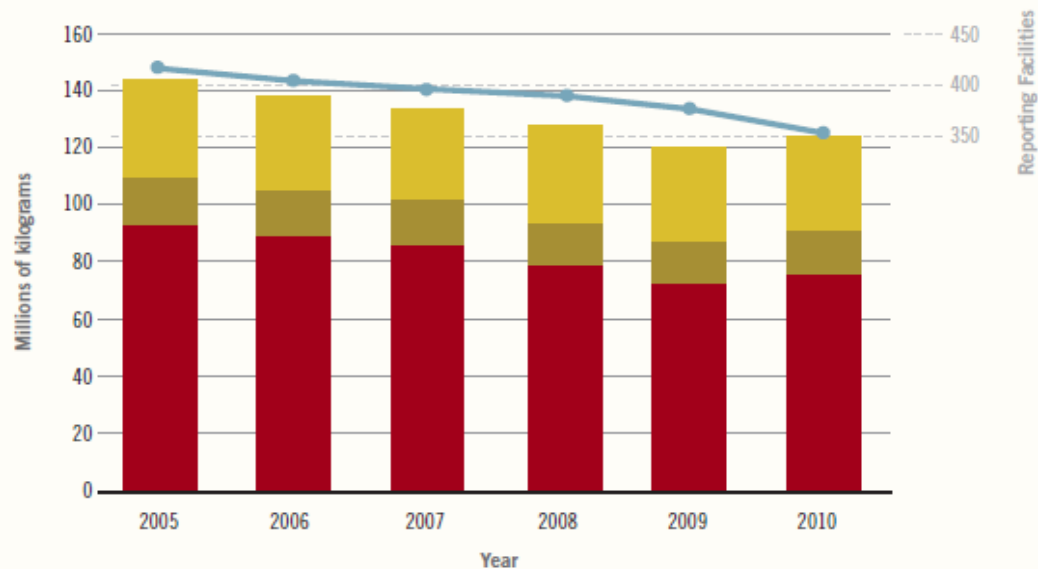
- ✓ Identify gaps in reporting
- ✓ Promote comparability among the 3 PRTRs
- ✓ Obtain a more complete and accurate picture of industrial pollution across the region
- ✓ Promote pollution prevention and reduction within industry

Figure 13. Releases to Air of Known/Suspected Carcinogens, Developmental/Reproductive Toxicants, Metals and PBTs: North American PRTRs, 2005–2010



Note: Color columns refer to pollutants common to the 3 PRTRs; grey columns refer to pollutants in these categories subject to PRTR reporting in at least one country. Some pollutants belong to more than one category. Differences among the three countries in PRTR reporting requirements affect the North American picture of industrial pollution.

Figure 30. Releases and Transfers Reported by North American Pulp, Paper and Paperboard Mills, 2005–2010



■ All Other Releases and Transfers   
 ■ Releases to Water   
 ■ Releases to Air   
 —●— Total Number of Reporting Facilities

# The North American PRTR Project

CEC's Air Quality and Pollutant Releases Program

## For more information:

**Orlando Cabrera Rivera**  
**Program Manager**

**Telephone: (514) 350-4300**

**Fax: (514) 350-4314**

**E-mail: [ocabrera@cec.org](mailto:ocabrera@cec.org)**

**[www.cec.org/takingstock](http://www.cec.org/takingstock)**



**cec.org**